



Full wwPDB EM Validation Report ⓘ

Nov 8, 2022 – 03:29 PM JST

PDB ID : 5ZVT
EMDB ID : EMD-6969
Title : Structure of RNA polymerase complex and genome within a dsRNA virus provides insights into the mechanisms of transcription and assembly
Authors : Liu, H.; Fang, Q.; Cheng, L.
Deposited on : 2018-05-12
Resolution : 3.30 Å(reported)

This is a Full wwPDB EM Validation Report for a publicly released PDB entry.

We welcome your comments at validation@mail.wwpdb.org

A user guide is available at

<https://www.wwpdb.org/validation/2017/EMValidationReportHelp>

with specific help available everywhere you see the ⓘ symbol.

The types of validation reports are described at

<http://www.wwpdb.org/validation/2017/FAQs#types>.

The following versions of software and data (see [references ⓘ](#)) were used in the production of this report:

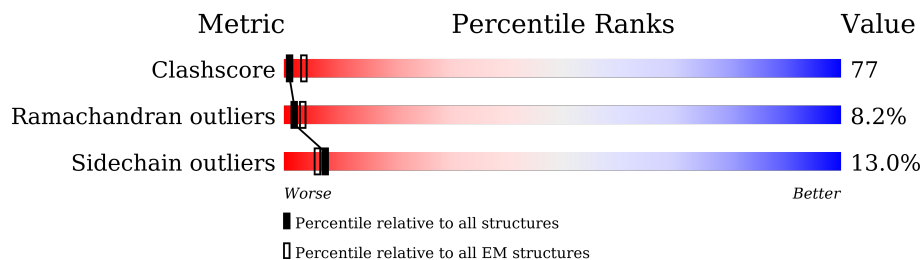
EMDB validation analysis : 0.0.1.dev43
Mogul : 1.8.5 (274361), CSD as541be (2020)
MolProbity : 4.02b-467
Percentile statistics : 20191225.v01 (using entries in the PDB archive December 25th 2019)
MapQ : 1.9.9
Ideal geometry (proteins) : Engh & Huber (2001)
Ideal geometry (DNA, RNA) : Parkinson et al. (1996)
Validation Pipeline (wwPDB-VP) : 2.31.2

1 Overall quality at a glance

The following experimental techniques were used to determine the structure:
ELECTRON MICROSCOPY

The reported resolution of this entry is 3.30 Å.

Percentile scores (ranging between 0-100) for global validation metrics of the entry are shown in the following graphic. The table shows the number of entries on which the scores are based.



Metric	Whole archive (#Entries)	EM structures (#Entries)
Clashscore	158937	4297
Ramachandran outliers	154571	4023
Sidechain outliers	154315	3826

The table below summarises the geometric issues observed across the polymeric chains and their fit to the map. The red, orange, yellow and green segments of the bar indicate the fraction of residues that contain outliers for ≥ 3 , 2, 1 and 0 types of geometric quality criteria respectively. A grey segment represents the fraction of residues that are not modelled. The numeric value for each fraction is indicated below the corresponding segment, with a dot representing fractions $\leq 5\%$. The upper red bar (where present) indicates the fraction of residues that have poor fit to the EM map (all-atom inclusion $< 40\%$). The numeric value is given above the bar.

Mol	Chain	Length	Quality of chain
1	b	276	 8% 28% 69%
1	d	276	 5% 28% 69%
1	f	276	 5% 27% 69%
1	h	276	 6% 28% 69%
1	j	276	 5% 28% 69%
1	l	276	 6% 28% 69%
1	n	276	 5% 28% 69%
1	p	276	 8% 28% 69%

Continued on next page...

Continued from previous page...

Mol	Chain	Length	Quality of chain
1	r	276	
1	t	276	
2	A	42	
2	C	42	
2	E	42	
2	G	42	
2	I	42	
2	K	42	
2	M	42	
2	O	42	
2	Q	42	
2	S	42	
3	B	606	
3	D	606	
3	F	606	
3	H	606	
3	J	606	
3	L	606	
3	N	606	
3	P	606	
3	R	606	
3	T	606	
4	U	412	
4	V	412	
5	W	1299	

Continued on next page...

Continued from previous page...

Mol	Chain	Length	Quality of chain
6	X	1214	
6	Y	1214	

The following table lists non-polymeric compounds, carbohydrate monomers and non-standard residues in protein, DNA, RNA chains that are outliers for geometric or electron-density-fit criteria:

Mol	Type	Chain	Res	Chirality	Geometry	Clashes	Electron density
7	MYR	A	101	-	-	X	-
7	MYR	C	101	-	-	X	-
7	MYR	E	101	-	-	X	-
7	MYR	G	101	-	-	X	-
7	MYR	I	101	-	-	X	-
7	MYR	K	101	-	-	X	-
7	MYR	M	101	-	-	X	-
7	MYR	O	101	-	-	X	-
7	MYR	Q	101	-	-	X	-
7	MYR	S	101	-	-	X	-

2 Entry composition [i](#)

There are 7 unique types of molecules in this entry. The entry contains 87645 atoms, of which 0 are hydrogens and 0 are deuteriums.

In the tables below, the AltConf column contains the number of residues with at least one atom in alternate conformation and the Trace column contains the number of residues modelled with at most 2 atoms.

- Molecule 1 is a protein called Outer capsid VP7.

Mol	Chain	Residues	Atoms					AltConf	Trace
			Total	C	N	O	S		
1	l	86	666	411	125	124	6	0	0
1	b	86	666	411	125	124	6	0	0
1	f	86	666	411	125	124	6	0	0
1	d	86	666	411	125	124	6	0	0
1	h	86	666	411	125	124	6	0	0
1	j	86	666	411	125	124	6	0	0
1	n	86	666	411	125	124	6	0	0
1	p	86	666	411	125	124	6	0	0
1	r	86	666	411	125	124	6	0	0
1	t	86	666	411	125	124	6	0	0

- Molecule 2 is a protein called N-terminus of outer capsid protein VP5.

Mol	Chain	Residues	Atoms					AltConf	Trace
			Total	C	N	O	S		
2	A	41	291	177	48	65	1	0	0
2	C	41	291	177	48	65	1	0	0
2	E	41	291	177	48	65	1	0	0
2	G	41	284	174	46	63	1	0	0
2	I	41	291	177	48	65	1	0	0

Continued on next page...

Continued from previous page...

Mol	Chain	Residues	Atoms					AltConf	Trace
2	K	41	Total	C	N	O	S	0	0
			291	177	48	65	1		
2	M	41	Total	C	N	O	S	0	0
			284	174	46	63	1		
2	O	41	Total	C	N	O	S	0	0
			291	177	48	65	1		
2	Q	41	Total	C	N	O	S	0	0
			291	177	48	65	1		
2	S	41	Total	C	N	O	S	0	0
			284	174	46	63	1		

- Molecule 3 is a protein called C-terminus of outer capsid protein VP5.

Mol	Chain	Residues	Atoms					AltConf	Trace
3	B	604	Total	C	N	O	S	0	0
			4508	2858	761	872	17		
3	D	604	Total	C	N	O	S	0	0
			4508	2858	761	872	17		
3	F	604	Total	C	N	O	S	0	0
			4508	2858	761	872	17		
3	H	604	Total	C	N	O	S	0	0
			4508	2858	761	872	17		
3	J	604	Total	C	N	O	S	0	0
			4508	2858	761	872	17		
3	L	604	Total	C	N	O	S	0	0
			4508	2858	761	872	17		
3	N	604	Total	C	N	O	S	0	0
			4508	2858	761	872	17		
3	P	604	Total	C	N	O	S	0	0
			4508	2858	761	872	17		
3	R	604	Total	C	N	O	S	0	0
			4508	2858	761	872	17		
3	T	604	Total	C	N	O	S	0	0
			4508	2858	761	872	17		

- Molecule 4 is a protein called Core protein VP6.

Mol	Chain	Residues	Atoms					AltConf	Trace
4	U	411	Total	C	N	O	S	0	0
			3138	2008	544	571	15		
4	V	411	Total	C	N	O	S	0	0
			3138	2008	544	571	15		

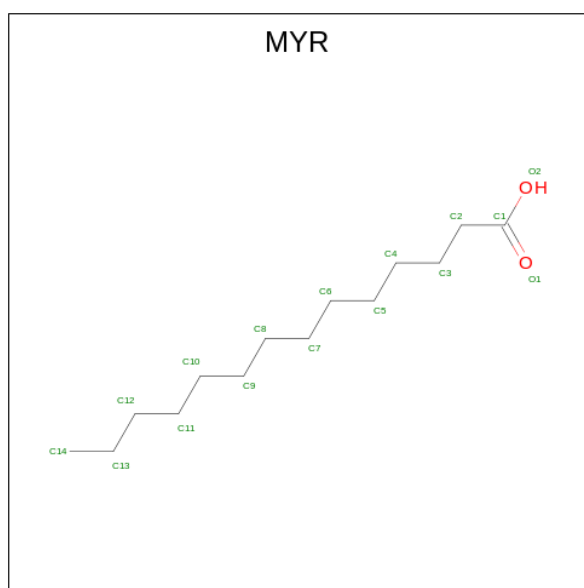
- Molecule 5 is a protein called VP1.

Mol	Chain	Residues	Atoms					AltConf	Trace
			Total	C	N	O	S		
5	W	1284	9882	6335	1681	1839	27	0	0

- Molecule 6 is a protein called VP3.

Mol	Chain	Residues	Atoms					AltConf	Trace
			Total	C	N	O	S		
6	X	1018	7873	5033	1347	1447	46	0	0
6	Y	1154	8835	5604	1525	1656	50	0	0

- Molecule 7 is MYRISTIC ACID (three-letter code: MYR) (formula: $C_{14}H_{28}O_2$).



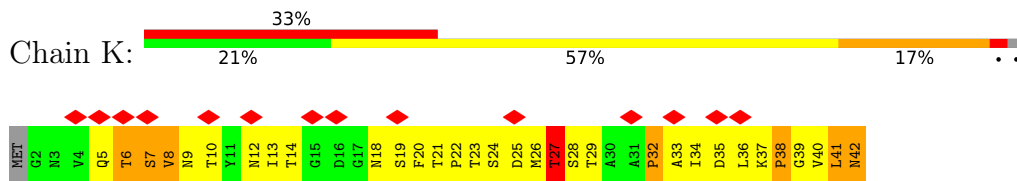
Mol	Chain	Residues	Atoms			AltConf
			Total	C	O	
7	A	1	15	14	1	0
7	C	1	15	14	1	0
7	E	1	15	14	1	0
7	G	1	15	14	1	0
7	I	1	15	14	1	0
7	K	1	15	14	1	0

Continued on next page...

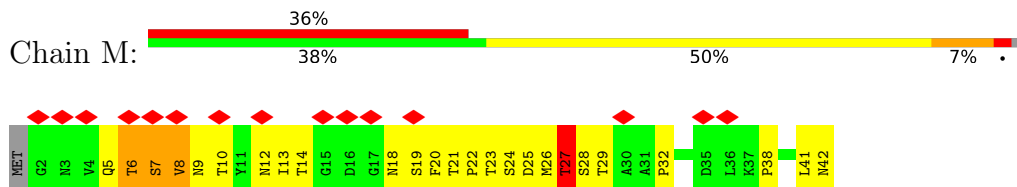
Continued from previous page...

Mol	Chain	Residues	Atoms			AltConf
7	M	1	Total	C	O	0
			15	14	1	
7	O	1	Total	C	O	0
			15	14	1	
7	Q	1	Total	C	O	0
			15	14	1	
7	S	1	Total	C	O	0
			15	14	1	

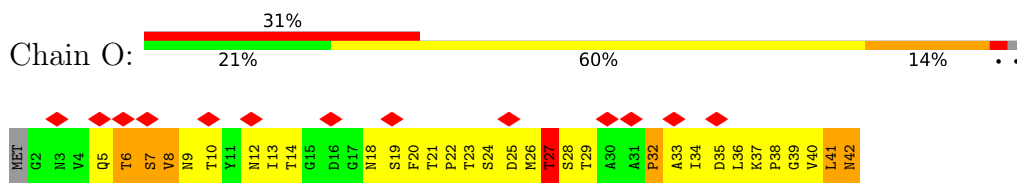
• Molecule 2: N-terminus of outer capsid protein VP5



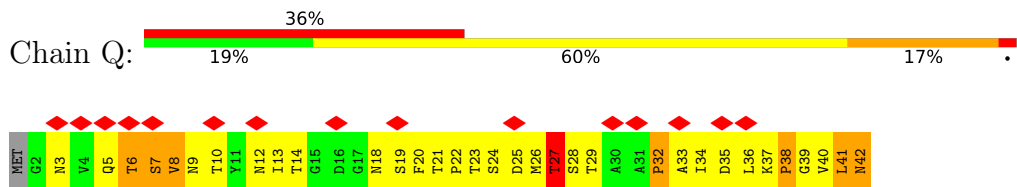
• Molecule 2: N-terminus of outer capsid protein VP5



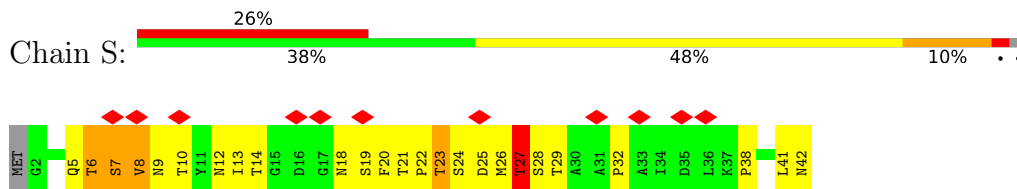
• Molecule 2: N-terminus of outer capsid protein VP5



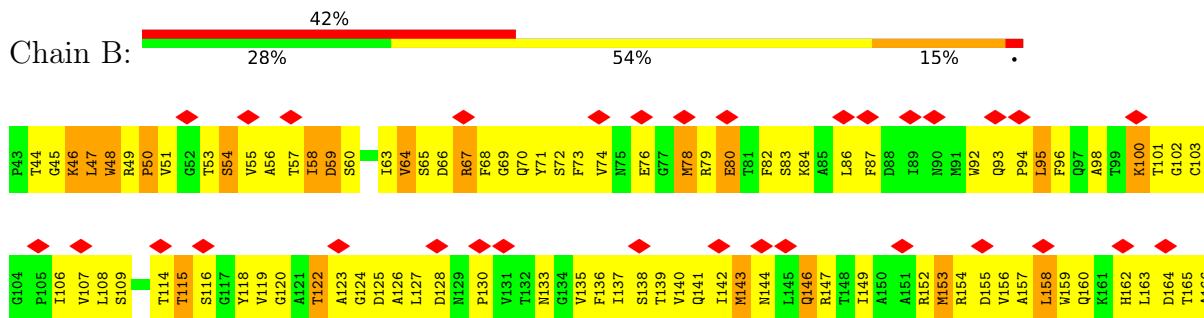
• Molecule 2: N-terminus of outer capsid protein VP5




• Molecule 2: N-terminus of outer capsid protein VP5

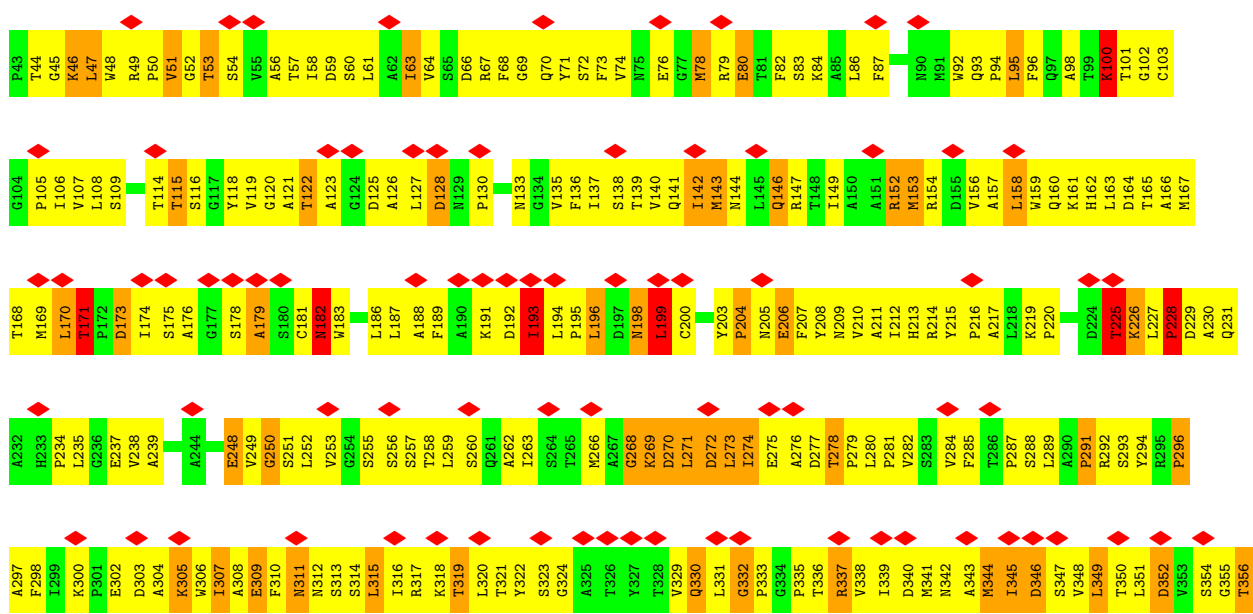


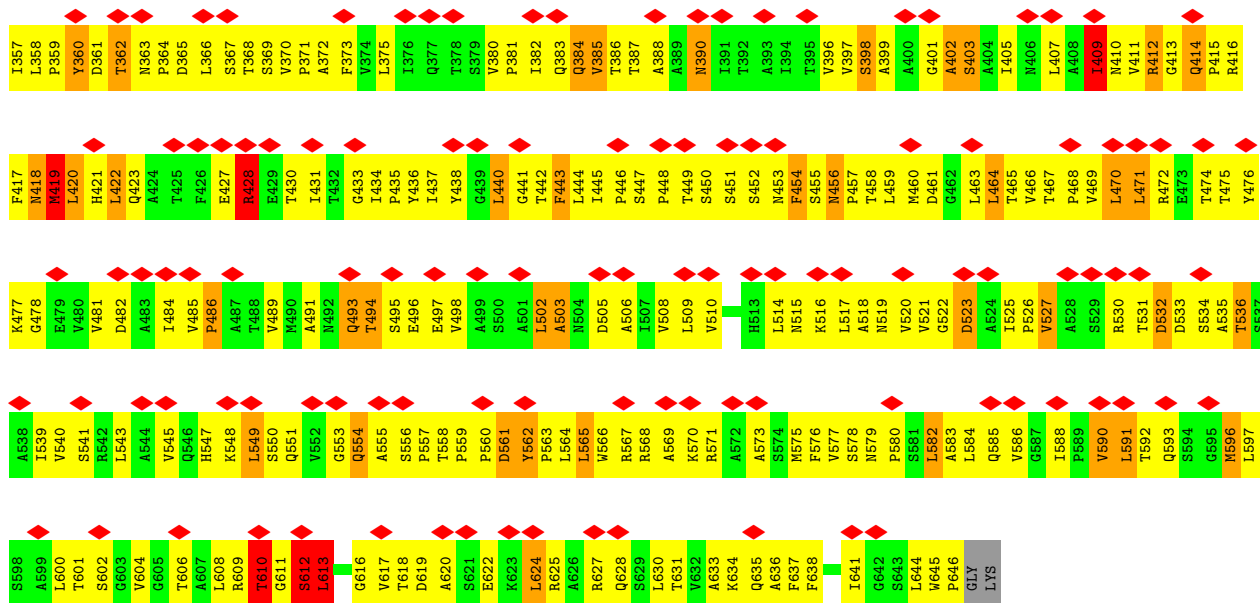
• Molecule 3: C-terminus of outer capsid protein VP5



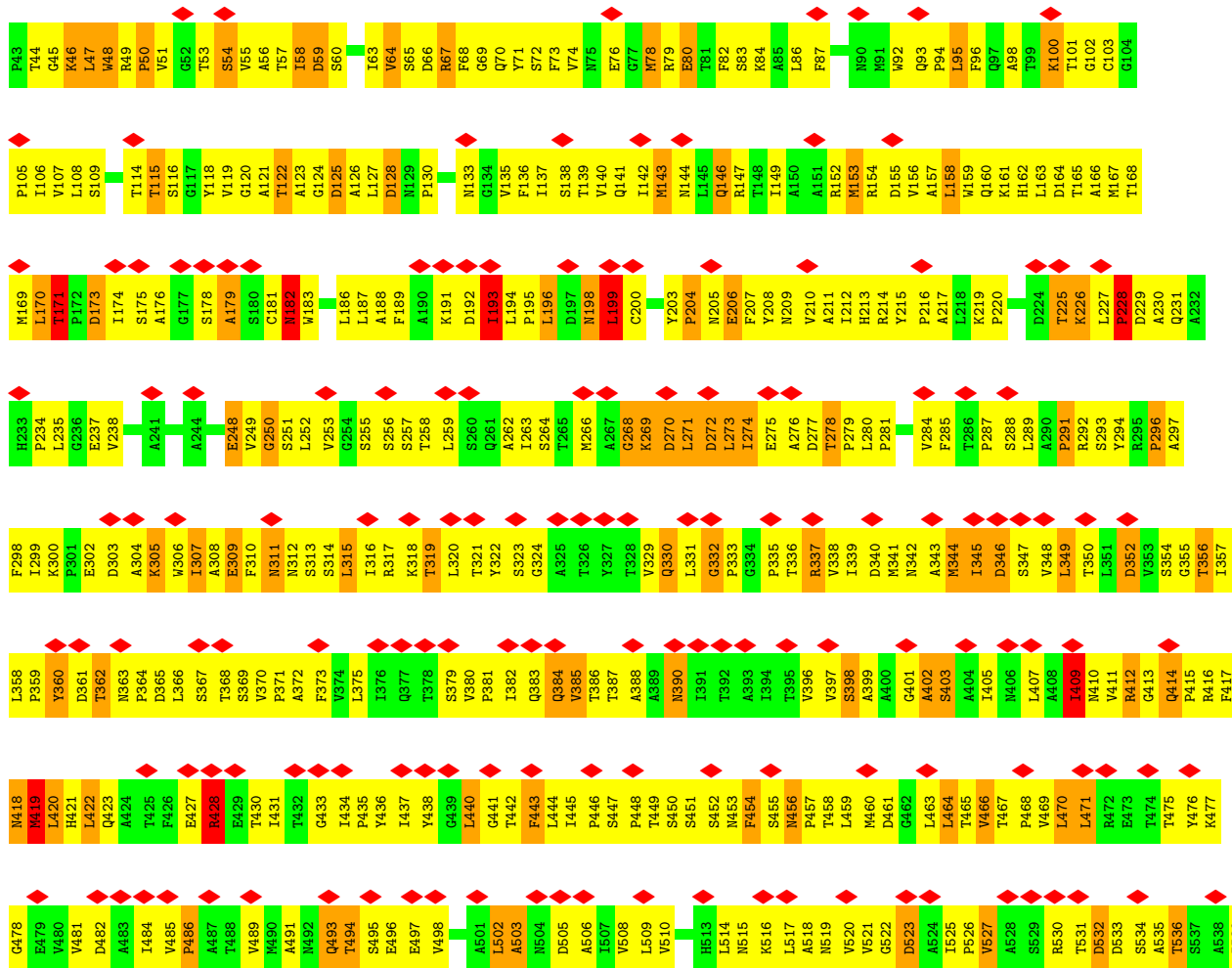


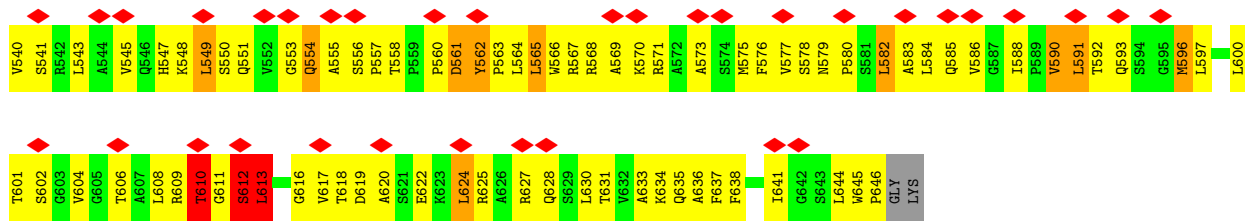
• Molecule 3: C-terminus of outer capsid protein VP5



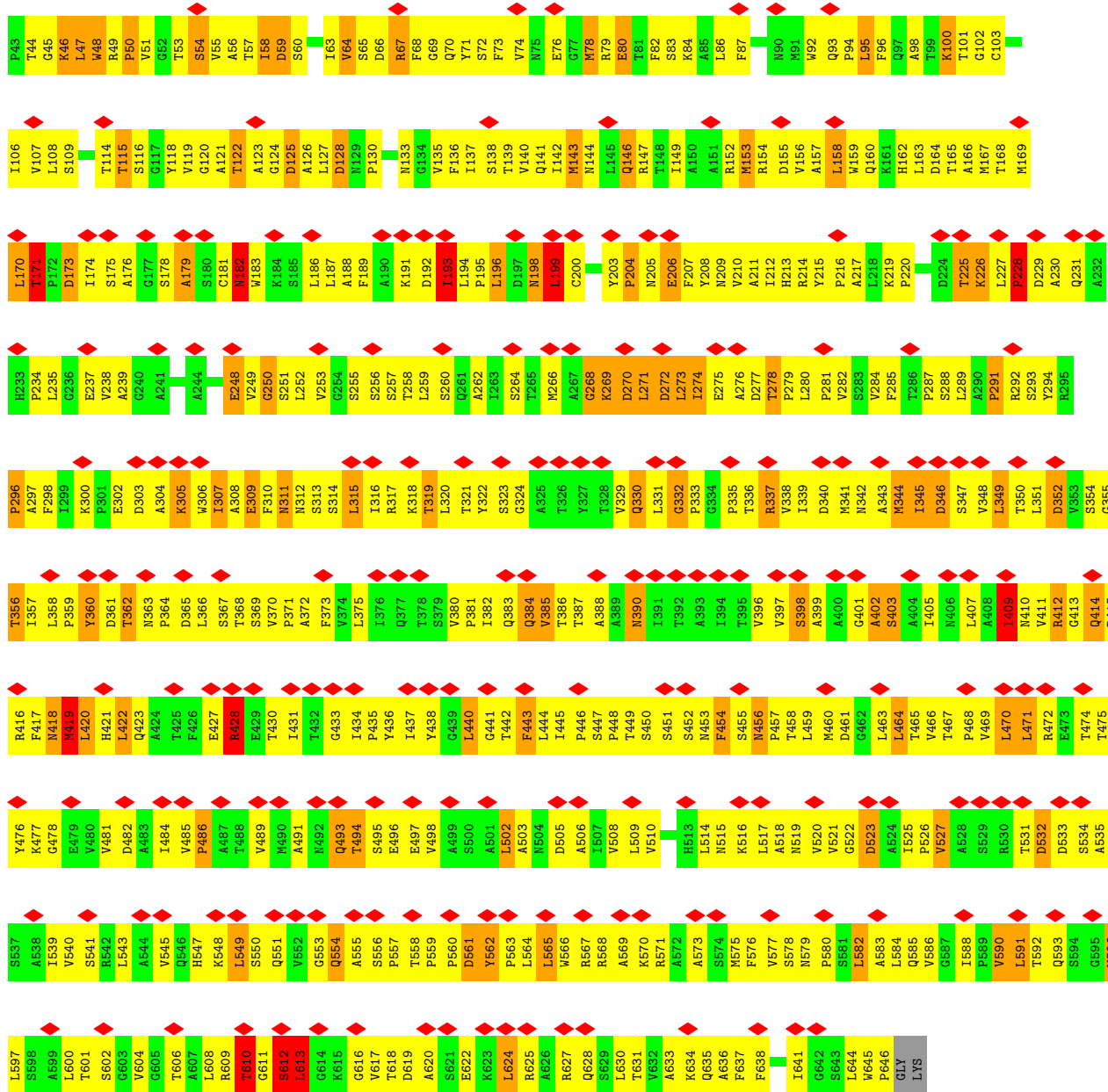


• Molecule 3: C-terminus of outer capsid protein VP5

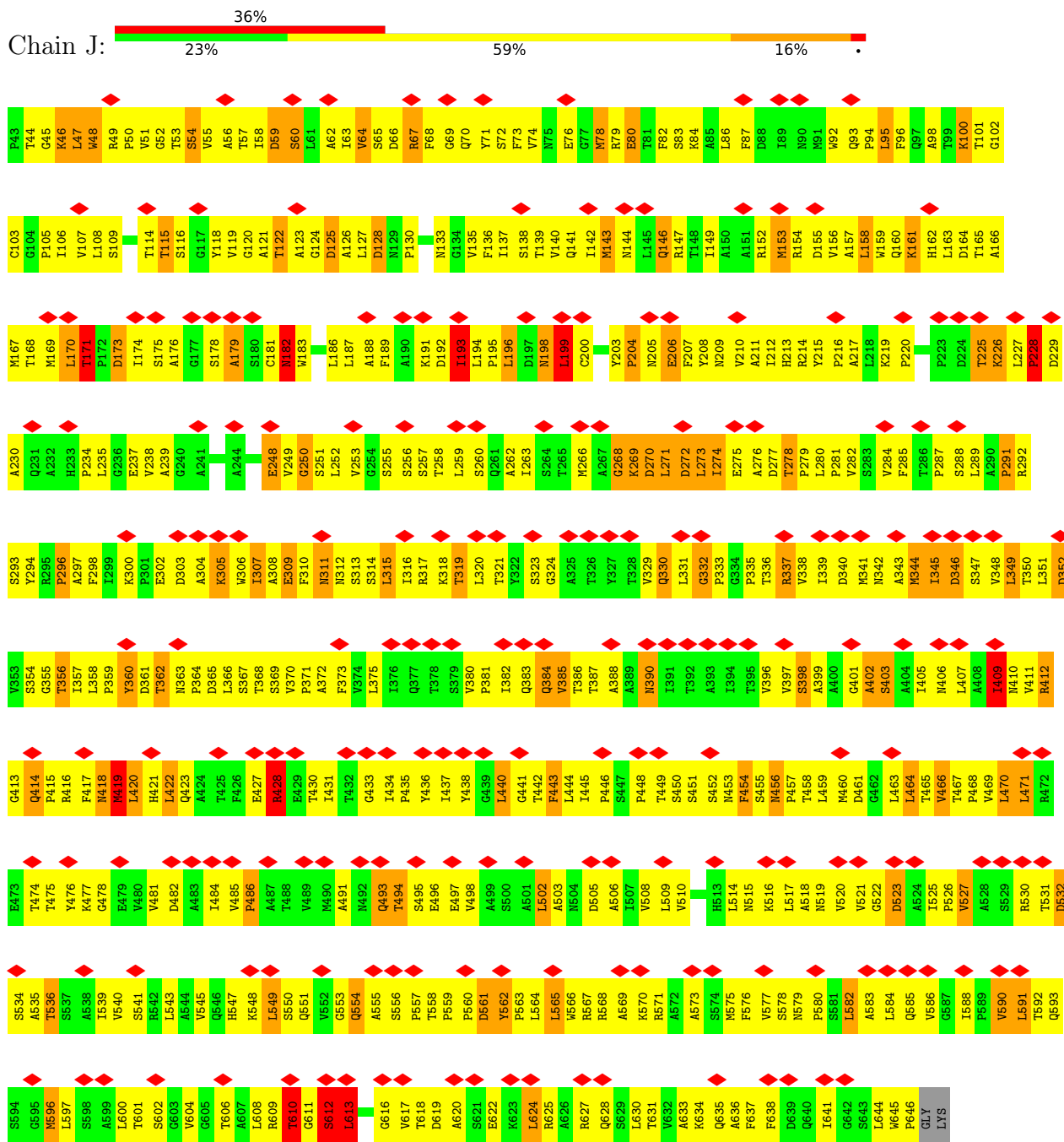





• Molecule 3: C-terminus of outer capsid protein VP5

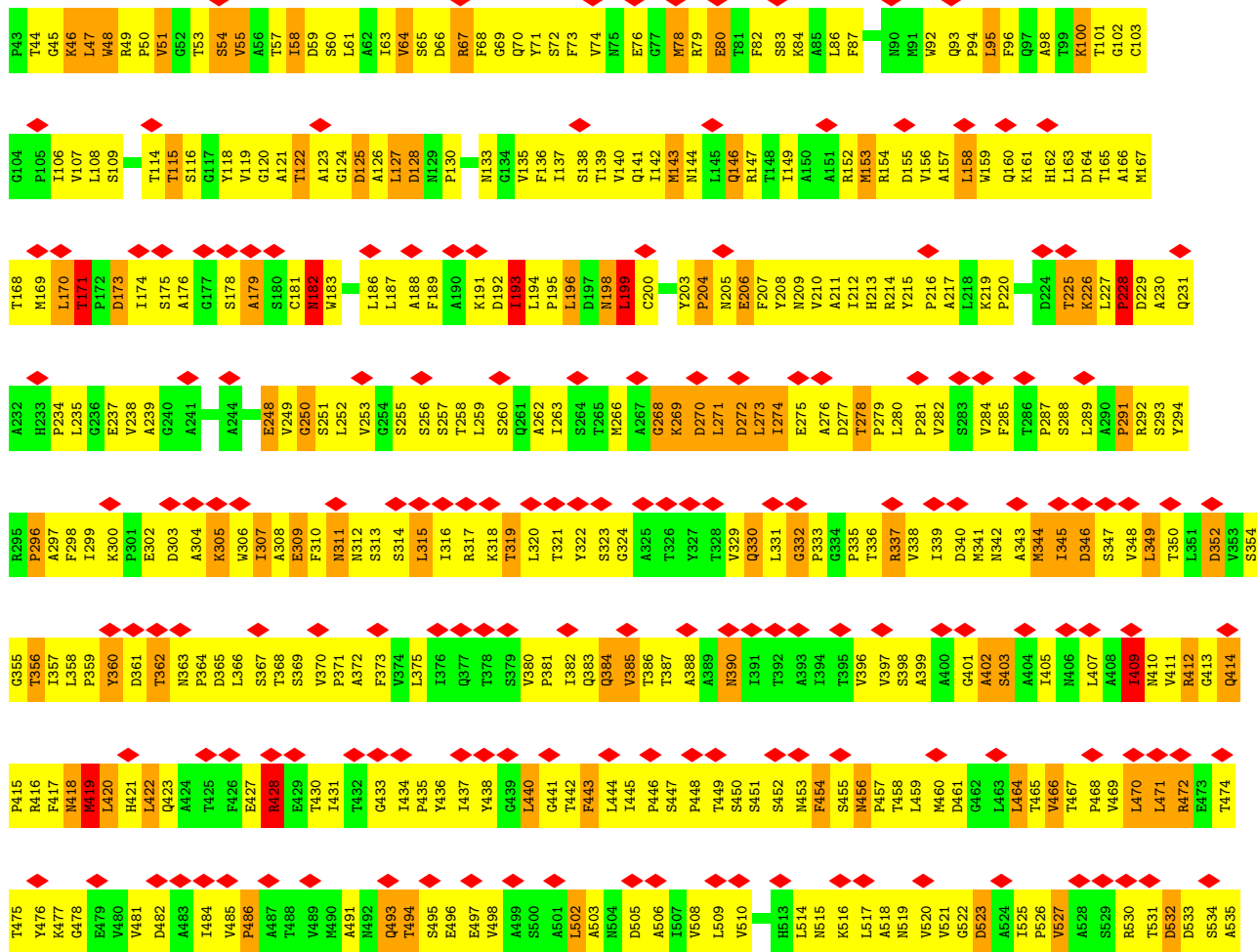


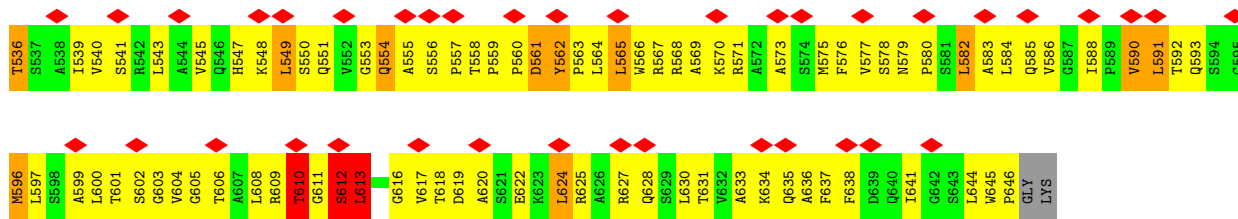
• Molecule 3: C-terminus of outer capsid protein VP5



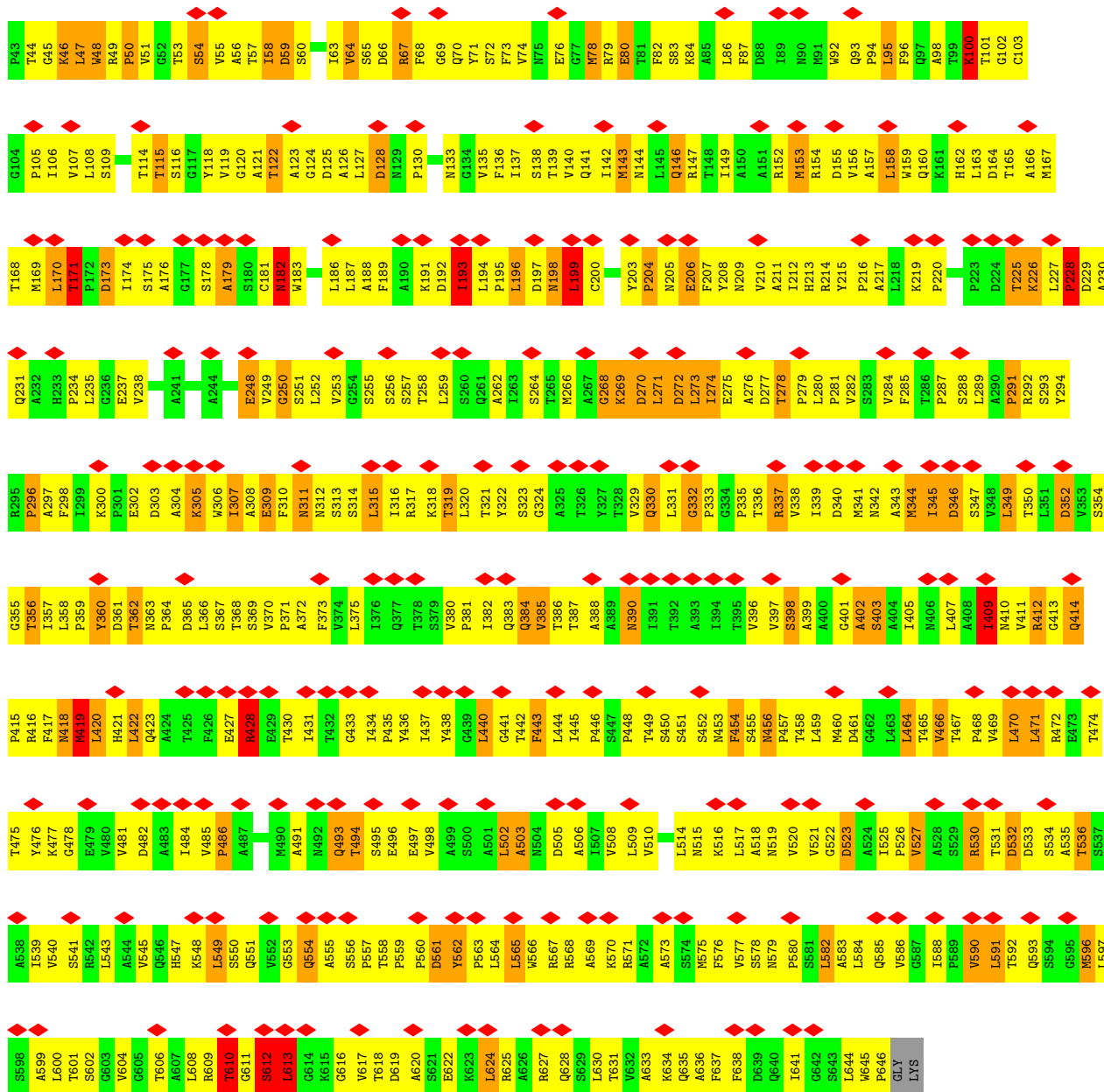



• Molecule 3: C-terminus of outer capsid protein VP5




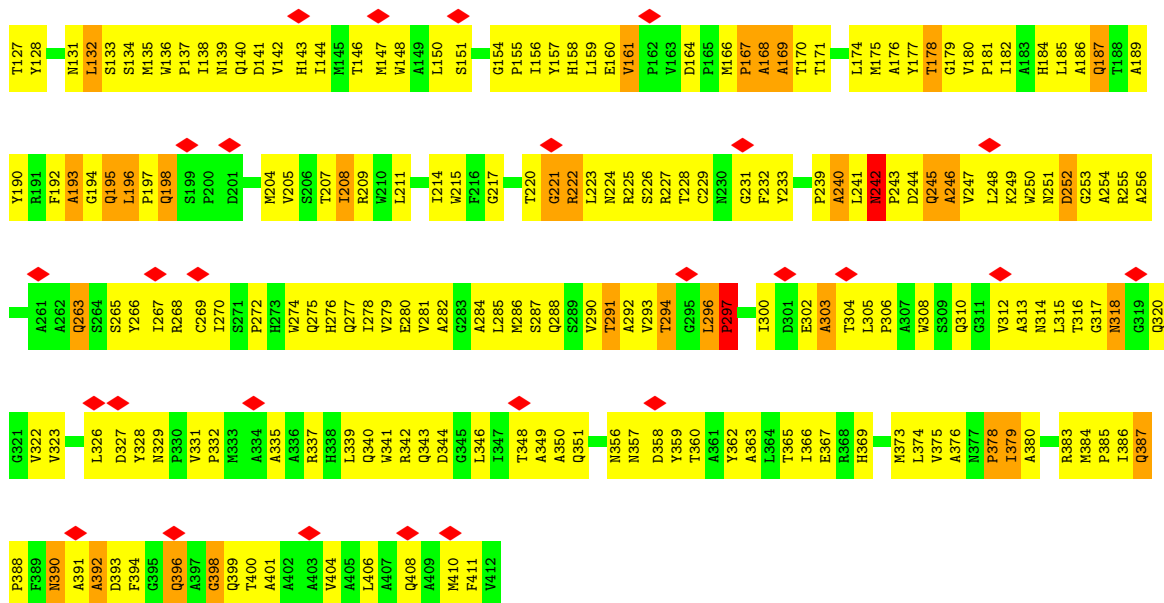


• Molecule 3: C-terminus of outer capsid protein VP5

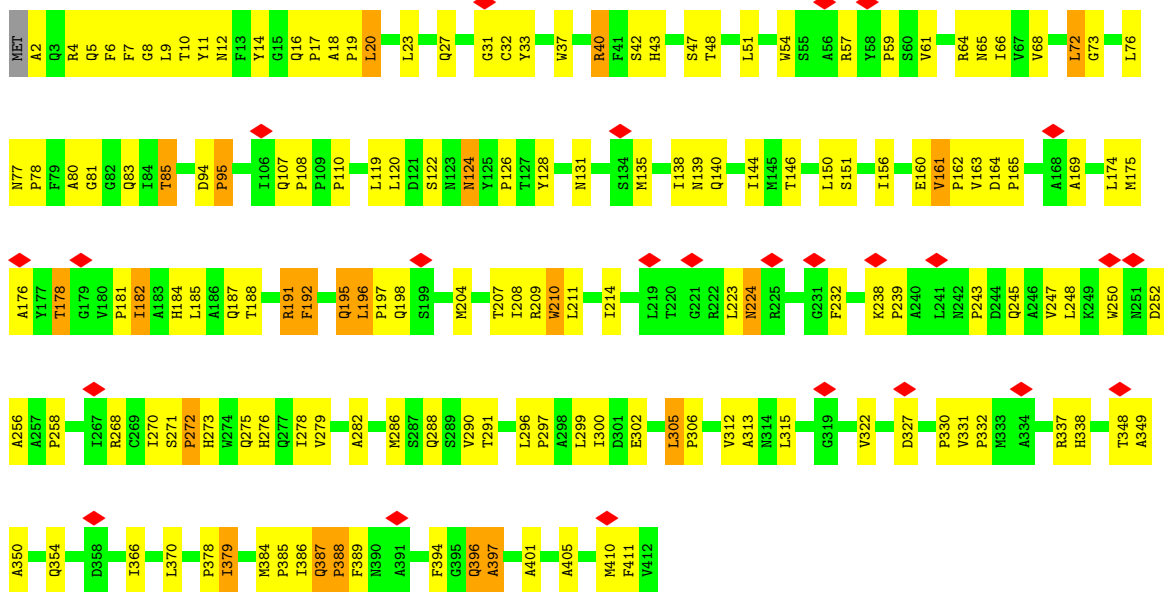


• Molecule 3: C-terminus of outer capsid protein VP5

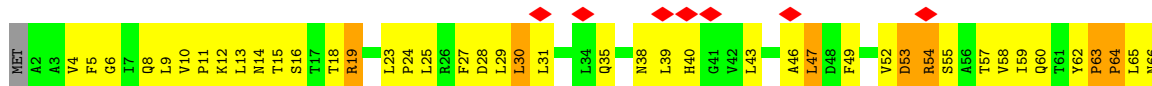





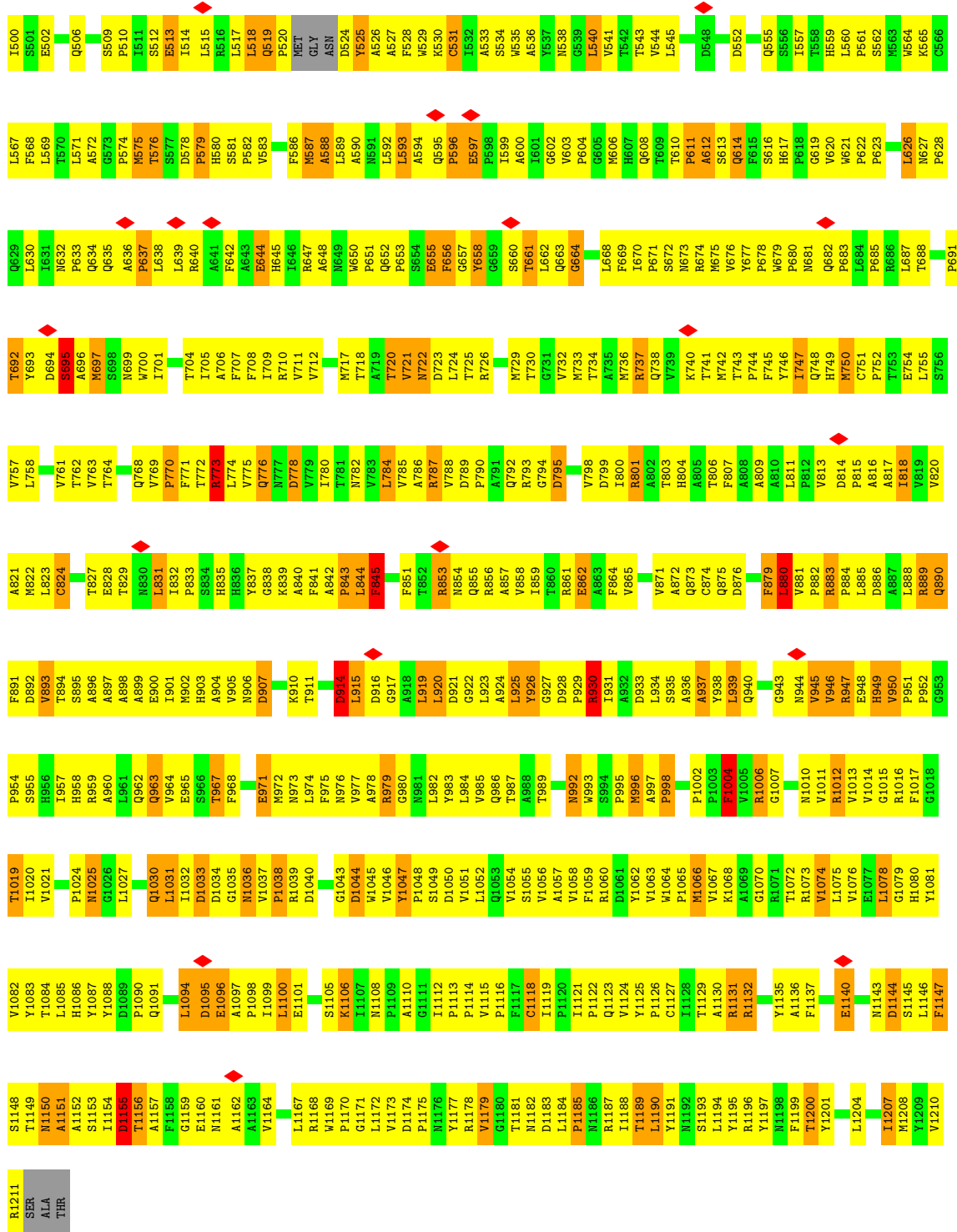
• Molecule 4: Core protein VP6



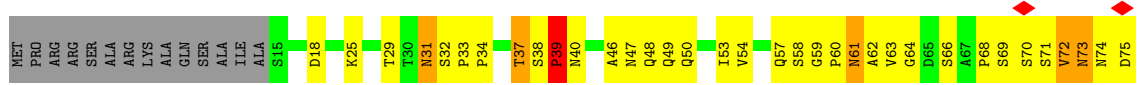
• Molecule 5: VP1







• Molecule 6: VP3



4 Experimental information

Property	Value	Source
EM reconstruction method	SINGLE PARTICLE	Depositor
Imposed symmetry	POINT, Not provided	
Number of particles used	41000	Depositor
Resolution determination method	FSC 0.143 CUT-OFF	Depositor
CTF correction method	PHASE FLIPPING AND AMPLITUDE CORRECTION	Depositor
Microscope	FEI TECNAI ARCTICA	Depositor
Voltage (kV)	200	Depositor
Electron dose ($e^-/\text{\AA}^2$)	25	Depositor
Minimum defocus (nm)	Not provided	
Maximum defocus (nm)	Not provided	
Magnification	Not provided	
Image detector	FEI FALCON II (4k x 4k)	Depositor
Maximum map value	134.413	Depositor
Minimum map value	-88.945	Depositor
Average map value	0.680	Depositor
Map value standard deviation	8.761	Depositor
Recommended contour level	9.0	Depositor
Map size (Å)	838.8, 838.8, 838.8	wwPDB
Map dimensions	900, 900, 900	wwPDB
Map angles (°)	90.0, 90.0, 90.0	wwPDB
Pixel spacing (Å)	0.932, 0.932, 0.932	Depositor

5 Model quality i

5.1 Standard geometry i

Bond lengths and bond angles in the following residue types are not validated in this section: MYR

The Z score for a bond length (or angle) is the number of standard deviations the observed value is removed from the expected value. A bond length (or angle) with $|Z| > 5$ is considered an outlier worth inspection. RMSZ is the root-mean-square of all Z scores of the bond lengths (or angles).

Mol	Chain	Bond lengths		Bond angles	
		RMSZ	# $ Z > 5$	RMSZ	# $ Z > 5$
1	b	0.83	2/678 (0.3%)	1.10	3/922 (0.3%)
1	d	0.43	0/678	0.78	0/922
1	f	0.42	0/678	0.92	4/922 (0.4%)
1	h	0.43	0/678	0.76	0/922
1	j	0.43	0/678	0.76	0/922
1	l	0.40	0/678	0.83	2/922 (0.2%)
1	n	0.41	0/678	0.75	0/922
1	p	0.42	0/678	0.74	0/922
1	r	0.41	0/678	0.76	0/922
1	t	0.42	0/678	0.71	0/922
2	A	0.60	0/295	1.00	0/405
2	C	0.60	0/295	1.00	0/405
2	E	0.60	0/295	0.99	0/405
2	G	0.60	0/286	0.95	0/391
2	I	0.60	0/295	1.00	0/405
2	K	0.60	0/295	0.99	0/405
2	M	0.60	0/286	0.95	0/391
2	O	0.60	0/295	0.99	0/405
2	Q	0.60	0/295	0.99	0/405
2	S	0.60	0/286	0.95	0/391
3	B	0.52	0/4601	0.80	0/6295
3	D	0.51	0/4601	0.80	1/6295 (0.0%)
3	F	0.52	0/4601	0.80	0/6295
3	H	0.52	0/4601	0.80	0/6295
3	J	0.51	0/4601	0.80	0/6295
3	L	0.52	0/4601	0.80	0/6295
3	N	0.52	0/4601	0.80	0/6295
3	P	0.51	0/4601	0.80	0/6295
3	R	0.52	0/4601	0.80	0/6295
3	T	0.52	0/4601	0.80	0/6295
4	U	0.33	0/3233	0.55	0/4443
4	V	0.31	0/3233	0.49	0/4443

Mol	Chain	Bond lengths		Bond angles	
		RMSZ	# Z >5	RMSZ	# Z >5
5	W	0.32	0/10148	0.60	0/13935
6	X	0.53	0/8078	0.75	2/11071 (0.0%)
6	Y	0.38	0/9056	0.66	2/12412 (0.0%)
All	All	0.47	2/89461 (0.0%)	0.75	14/122482 (0.0%)

Chiral center outliers are detected by calculating the chiral volume of a chiral center and verifying if the center is modelled as a planar moiety or with the opposite hand. A planarity outlier is detected by checking planarity of atoms in a peptide group, atoms in a mainchain group or atoms of a sidechain that are expected to be planar.

Mol	Chain	#Chirality outliers	#Planarity outliers
1	b	0	4
1	d	0	3
1	f	0	2
1	h	0	2
1	j	0	2
1	l	0	2
1	n	0	3
1	p	0	3
1	r	0	2
1	t	0	2
3	B	0	1
3	D	0	1
3	F	0	1
3	H	0	1
3	J	0	1
3	L	0	1
3	N	0	1
3	P	0	1
3	R	0	1
3	T	0	1
6	X	0	3
6	Y	0	2
All	All	0	40

All (2) bond length outliers are listed below:

Mol	Chain	Res	Type	Atoms	Z	Observed(Å)	Ideal(Å)
1	b	74	GLN	C-N	17.97	1.68	1.34
1	b	73	ARG	C-N	5.02	1.45	1.34

All (14) bond angle outliers are listed below:

Mol	Chain	Res	Type	Atoms	Z	Observed(°)	Ideal(°)
1	b	73	ARG	O-C-N	-19.95	90.78	122.70
1	b	73	ARG	CA-C-N	10.04	139.28	117.20
1	f	75	PRO	N-CA-CB	-6.70	95.23	102.60
1	b	74	GLN	O-C-N	-6.47	108.81	121.10
1	l	18	ALA	C-N-CA	6.35	137.58	121.70
6	X	934	LEU	CA-CB-CG	-5.76	102.06	115.30
3	D	51	VAL	N-CA-C	5.75	126.53	111.00
6	Y	1002	PRO	N-CA-CB	5.60	110.02	103.30
1	f	73	ARG	N-CA-C	5.53	125.93	111.00
6	Y	1003	PRO	N-CA-CB	5.52	109.93	103.30
1	f	75	PRO	CA-N-CD	-5.37	103.98	111.50
1	l	19	ALA	N-CA-C	-5.19	96.98	111.00
1	f	22	LEU	C-N-CA	5.17	134.63	121.70
6	X	428	LEU	CA-CB-CG	5.16	127.16	115.30

There are no chirality outliers.

All (40) planarity outliers are listed below:

Mol	Chain	Res	Type	Group
3	B	337	ARG	Sidechain
3	D	337	ARG	Sidechain
3	F	337	ARG	Sidechain
3	H	337	ARG	Sidechain
3	J	337	ARG	Sidechain
3	L	337	ARG	Sidechain
3	N	337	ARG	Sidechain
3	P	337	ARG	Sidechain
3	R	337	ARG	Sidechain
3	T	337	ARG	Sidechain
6	X	344	TYR	Sidechain
6	X	525	TYR	Sidechain
6	X	930	ARG	Sidechain
6	Y	347	ARG	Sidechain
6	Y	737	ARG	Sidechain
1	b	43	CYS	Peptide
1	b	73	ARG	Mainchain,Peptide
1	b	75	PRO	Peptide
1	d	21	ARG	Sidechain
1	d	43	CYS	Peptide
1	d	75	PRO	Peptide
1	f	43	CYS	Peptide
1	f	75	PRO	Peptide
1	h	43	CYS	Peptide

Continued on next page...

Continued from previous page...

Mol	Chain	Res	Type	Group
1	h	75	PRO	Peptide
1	j	43	CYS	Peptide
1	j	75	PRO	Peptide
1	l	43	CYS	Peptide
1	l	75	PRO	Peptide
1	n	21	ARG	Sidechain
1	n	43	CYS	Peptide
1	n	75	PRO	Peptide
1	p	21	ARG	Sidechain
1	p	43	CYS	Peptide
1	p	75	PRO	Peptide
1	r	43	CYS	Peptide
1	r	75	PRO	Peptide
1	t	43	CYS	Peptide
1	t	75	PRO	Peptide

5.2 Too-close contacts [i](#)

In the following table, the Non-H and H(model) columns list the number of non-hydrogen atoms and hydrogen atoms in the chain respectively. The H(added) column lists the number of hydrogen atoms added and optimized by MolProbity. The Clashes column lists the number of clashes within the asymmetric unit, whereas Symm-Clashes lists symmetry-related clashes.

Mol	Chain	Non-H	H(model)	H(added)	Clashes	Symm-Clashes
1	b	666	0	660	0	0
1	d	666	0	660	0	0
1	f	666	0	657	0	0
1	h	666	0	655	0	0
1	j	666	0	659	0	0
1	l	666	0	656	0	0
1	n	666	0	658	0	0
1	p	666	0	659	0	0
1	r	666	0	657	0	0
1	t	666	0	659	0	0
2	A	291	0	277	54	0
2	C	291	0	277	78	0
2	E	291	0	277	77	0
2	G	284	0	267	56	0
2	I	291	0	277	81	0
2	K	291	0	277	78	0
2	M	284	0	267	57	0
2	O	291	0	277	76	0

Continued on next page...

Continued from previous page...

Mol	Chain	Non-H	H(model)	H(added)	Clashes	Symm-Clashes
2	Q	291	0	277	85	0
2	S	284	0	267	58	0
3	B	4508	0	4555	645	0
3	D	4508	0	4554	904	0
3	F	4508	0	4554	874	0
3	H	4508	0	4554	865	0
3	J	4508	0	4553	890	0
3	L	4508	0	4555	874	0
3	N	4508	0	4555	889	0
3	P	4508	0	4555	899	0
3	R	4508	0	4554	883	0
3	T	4508	0	4555	883	0
4	U	3138	0	3061	444	0
4	V	3138	0	3061	174	0
5	W	9882	0	9821	1051	0
6	X	7873	0	7851	1242	0
6	Y	8835	0	8748	1054	0
7	A	15	0	27	27	0
7	C	15	0	27	33	0
7	E	15	0	27	27	0
7	G	15	0	27	29	0
7	I	15	0	27	29	0
7	K	15	0	27	27	0
7	M	15	0	27	26	0
7	O	15	0	27	28	0
7	Q	15	0	27	27	0
7	S	15	0	27	30	0
All	All	87645	0	87676	11633	0

The all-atom clashscore is defined as the number of clashes found per 1000 atoms (including hydrogen atoms). The all-atom clashscore for this structure is 77.

All (11633) close contacts within the same asymmetric unit are listed below, sorted by their clash magnitude.

Atom-1	Atom-2	Interatomic distance (Å)	Clash overlap (Å)
4:U:32:CYS:HB3	6:X:958:HIS:CE1	1.55	1.38
6:X:464:SER:HB2	6:Y:500:ILE:CG2	1.52	1.38
3:R:628:GLN:NE2	5:W:870:ALA:HA	1.41	1.35
3:D:469:VAL:HG21	3:F:575:MET:CE	1.59	1.33
3:F:469:VAL:HG21	3:H:575:MET:CE	1.59	1.33
3:D:575:MET:CE	3:H:469:VAL:HG21	1.59	1.32

Continued on next page...

Continued from previous page...

Atom-1	Atom-2	Interatomic distance (Å)	Clash overlap (Å)
3:P:469:VAL:HG21	3:R:575:MET:CE	1.59	1.32
3:J:575:MET:CE	3:N:469:VAL:HG21	1.59	1.31
3:J:469:VAL:HG21	3:L:575:MET:CE	1.59	1.31
3:R:469:VAL:HG21	3:T:575:MET:CE	1.59	1.31
3:L:469:VAL:HG21	3:N:575:MET:CE	1.59	1.30
3:T:291:PRO:CB	3:T:467:THR:HG22	1.62	1.30
3:L:291:PRO:CB	3:L:467:THR:HG22	1.62	1.29
3:P:575:MET:CE	3:T:469:VAL:HG21	1.59	1.29
3:P:291:PRO:CB	3:P:467:THR:HG22	1.62	1.29
3:R:291:PRO:CB	3:R:467:THR:HG22	1.62	1.29
3:B:291:PRO:CB	3:B:467:THR:HG22	1.62	1.29
3:F:291:PRO:CB	3:F:467:THR:HG22	1.62	1.29
3:H:291:PRO:CB	3:H:467:THR:HG22	1.62	1.28
3:N:291:PRO:CB	3:N:467:THR:HG22	1.62	1.28
6:X:606:MET:CE	6:Y:718:THR:HG23	1.62	1.28
3:F:435:PRO:HG2	3:N:436:TYR:OH	1.29	1.27
3:D:291:PRO:CB	3:D:467:THR:HG22	1.62	1.27
3:B:274:ILE:HD11	3:B:514:LEU:CD2	1.66	1.26
3:F:274:ILE:HD11	3:F:514:LEU:CD2	1.66	1.26
3:J:291:PRO:CB	3:J:467:THR:HG22	1.62	1.26
3:T:274:ILE:HD11	3:T:514:LEU:CD2	1.66	1.26
3:D:274:ILE:HD11	3:D:514:LEU:CD2	1.66	1.26
3:J:274:ILE:HD11	3:J:514:LEU:CD2	1.66	1.25
3:H:274:ILE:HD11	3:H:514:LEU:CD2	1.66	1.25
3:J:78:MET:CE	3:N:238:VAL:HG21	1.67	1.25
3:R:274:ILE:HD11	3:R:514:LEU:CD2	1.66	1.25
3:N:274:ILE:HD11	3:N:514:LEU:CD2	1.66	1.24
3:P:78:MET:CE	3:T:238:VAL:HG21	1.67	1.24
3:L:274:ILE:HD11	3:L:514:LEU:CD2	1.66	1.24
3:P:238:VAL:HG21	3:R:78:MET:CE	1.67	1.24
3:D:78:MET:CE	3:H:238:VAL:HG21	1.67	1.24
3:J:238:VAL:HG21	3:L:78:MET:CE	1.67	1.24
7:A:101:MYR:C14	7:A:101:MYR:H101	1.67	1.24
3:P:274:ILE:HD11	3:P:514:LEU:CD2	1.66	1.24
7:E:101:MYR:C14	7:E:101:MYR:H101	1.67	1.23
3:R:238:VAL:HG21	3:T:78:MET:CE	1.67	1.23
7:S:101:MYR:C14	7:S:101:MYR:H101	1.67	1.23
3:D:238:VAL:HG21	3:F:78:MET:CE	1.67	1.23
7:M:101:MYR:C14	7:M:101:MYR:H101	1.67	1.23
7:Q:101:MYR:C14	7:Q:101:MYR:H101	1.67	1.23
3:F:238:VAL:HG21	3:H:78:MET:CE	1.67	1.22

Continued on next page...

Continued from previous page...

Atom-1	Atom-2	Interatomic distance (Å)	Clash overlap (Å)
7:I:101:MYR:C14	7:I:101:MYR:H101	1.67	1.22
3:L:238:VAL:HG21	3:N:78:MET:CE	1.67	1.22
3:N:161:LYS:HD3	3:N:162:HIS:N	1.55	1.22
7:C:101:MYR:C14	7:C:101:MYR:H101	1.67	1.22
7:G:101:MYR:C14	7:G:101:MYR:H101	1.67	1.22
7:O:101:MYR:C14	7:O:101:MYR:H101	1.67	1.21
6:X:787:ARG:CG	6:X:787:ARG:HH21	1.54	1.21
4:U:60:SER:HB3	4:U:63:SER:HB2	1.24	1.20
7:K:101:MYR:C14	7:K:101:MYR:H101	1.67	1.20
3:J:338:VAL:HG12	3:J:440:LEU:HG	1.20	1.19
5:W:840:CYS:HB3	5:W:854:MET:SD	1.81	1.19
6:X:616:SER:CB	6:Y:723:ASP:HB2	1.73	1.19
5:W:198:ARG:NH2	6:X:648:ALA:HB1	1.58	1.18
4:U:178:THR:CG2	6:X:376:LEU:HD23	1.72	1.18
3:P:472:ARG:NH1	3:R:530:ARG:HG3	1.58	1.17
4:U:32:CYS:CB	6:X:958:HIS:CE1	2.26	1.17
3:D:238:VAL:HA	3:F:142:ILE:HD11	1.18	1.17
4:V:192:PHE:HB2	6:Y:376:LEU:HD21	1.26	1.17
3:J:274:ILE:HD11	3:J:514:LEU:HD22	1.27	1.16
3:R:609:ARG:HB3	2:S:29:THR:HG22	1.27	1.16
3:R:338:VAL:HG12	3:R:440:LEU:HG	1.20	1.15
3:H:338:VAL:HG12	3:H:440:LEU:HG	1.20	1.15
3:F:358:LEU:HD13	3:F:417:PHE:HE1	1.12	1.15
3:R:274:ILE:HD11	3:R:514:LEU:HD22	1.27	1.15
4:U:178:THR:CG2	6:X:376:LEU:CD2	2.25	1.15
3:B:291:PRO:HB2	3:B:467:THR:HG22	1.29	1.15
3:H:358:LEU:HD13	3:H:417:PHE:HE1	1.12	1.15
3:J:609:ARG:HB3	2:K:29:THR:HG22	1.27	1.15
3:P:338:VAL:HG12	3:P:440:LEU:HG	1.20	1.15
3:L:358:LEU:HD13	3:L:417:PHE:HE1	1.12	1.14
4:U:178:THR:HG22	6:X:376:LEU:CD2	1.75	1.14
3:N:291:PRO:HB2	3:N:467:THR:HG22	1.29	1.14
3:B:358:LEU:HD13	3:B:417:PHE:HE1	1.12	1.14
4:U:27:GLN:HG2	6:X:880:LEU:HB3	1.15	1.14
3:P:609:ARG:HB3	2:Q:29:THR:HG22	1.27	1.14
3:T:274:ILE:HD11	3:T:514:LEU:HD22	1.28	1.14
3:F:274:ILE:HD11	3:F:514:LEU:HD22	1.28	1.13
2:O:29:THR:HG22	3:T:609:ARG:HB3	1.27	1.13
7:O:101:MYR:O1	3:P:204:PRO:HG3	1.49	1.13
3:T:338:VAL:HG12	3:T:440:LEU:HG	1.20	1.13
6:X:787:ARG:HH21	6:X:787:ARG:HG3	0.99	1.13

Continued on next page...

Continued from previous page...

Atom-1	Atom-2	Interatomic distance (Å)	Clash overlap (Å)
3:D:609:ARG:HB3	2:E:29:THR:HG22	1.27	1.13
3:T:375:LEU:HD23	3:T:437:ILE:HD11	1.31	1.13
6:X:1149:THR:HG21	6:X:1161:ASN:HA	1.29	1.13
3:F:338:VAL:HG12	3:F:440:LEU:HG	1.20	1.13
3:L:375:LEU:HD23	3:L:437:ILE:HD11	1.31	1.13
3:B:431:ILE:HG22	3:B:431:ILE:O	1.49	1.12
3:B:375:LEU:HD23	3:B:437:ILE:HD11	1.31	1.12
3:N:358:LEU:HD13	3:N:417:PHE:CE1	1.84	1.12
3:P:358:LEU:HD13	3:P:417:PHE:HE1	1.12	1.12
3:H:358:LEU:HD13	3:H:417:PHE:CE1	1.84	1.12
3:L:358:LEU:HD13	3:L:417:PHE:CE1	1.84	1.12
6:Y:355:LYS:NZ	6:Y:1156:THR:HG22	1.64	1.12
7:C:101:MYR:O1	3:D:204:PRO:HG3	1.49	1.12
3:N:431:ILE:HG22	3:N:431:ILE:O	1.49	1.12
3:R:628:GLN:HE21	5:W:870:ALA:CA	1.63	1.12
6:X:606:MET:HE2	6:Y:718:THR:CG2	1.77	1.12
3:B:338:VAL:HG12	3:B:440:LEU:HG	1.20	1.12
7:A:101:MYR:O1	3:B:204:PRO:HG3	1.49	1.11
3:D:375:LEU:HD23	3:D:437:ILE:HD11	1.31	1.11
3:F:358:LEU:HD13	3:F:417:PHE:CE1	1.84	1.11
3:R:358:LEU:HD13	3:R:417:PHE:CE1	1.84	1.11
4:U:32:CYS:SG	6:X:958:HIS:NE2	2.23	1.11
3:J:375:LEU:HD23	3:J:437:ILE:HD11	1.31	1.11
5:W:969:ASP:HB2	5:W:972:PRO:HD2	1.31	1.11
3:D:63:ILE:H	3:D:63:ILE:HD13	0.95	1.11
3:P:238:VAL:HG21	3:R:78:MET:HE1	1.30	1.11
3:R:358:LEU:HD13	3:R:417:PHE:HE1	1.12	1.11
7:I:101:MYR:O1	3:J:204:PRO:HG3	1.49	1.11
3:P:116:SER:HB3	3:P:133:ASN:H	1.16	1.11
3:P:358:LEU:HD13	3:P:417:PHE:CE1	1.85	1.11
3:T:358:LEU:HD13	3:T:417:PHE:CE1	1.84	1.11
3:B:358:LEU:HD13	3:B:417:PHE:CE1	1.84	1.11
3:F:375:LEU:HD23	3:F:437:ILE:HD11	1.31	1.11
3:H:274:ILE:HD11	3:H:514:LEU:HD22	1.27	1.11
2:C:29:THR:HG22	3:H:609:ARG:HB3	1.27	1.10
3:D:237:GLU:HB2	3:F:46:LYS:HZ1	1.16	1.10
5:W:62:TYR:HB3	5:W:63:PRO:HD2	1.32	1.10
3:J:358:LEU:HD13	3:J:417:PHE:CE1	1.84	1.10
3:R:431:ILE:HG22	3:R:431:ILE:O	1.49	1.10
3:T:277:ASP:O	3:T:278:THR:HG22	1.52	1.10
6:X:827:THR:HG22	6:X:828:GLU:H	1.15	1.10

Continued on next page...

Continued from previous page...

Atom-1	Atom-2	Interatomic distance (Å)	Clash overlap (Å)
3:D:358:LEU:HD13	3:D:417:PHE:CE1	1.84	1.10
3:F:291:PRO:HB2	3:F:467:THR:HG22	1.29	1.10
3:H:277:ASP:O	3:H:278:THR:HG22	1.52	1.10
3:N:277:ASP:O	3:N:278:THR:HG22	1.52	1.10
3:P:274:ILE:HD11	3:P:514:LEU:HD22	1.28	1.10
3:L:237:GLU:HB2	3:N:46:LYS:HZ1	1.16	1.10
3:N:375:LEU:HD23	3:N:437:ILE:HD11	1.31	1.10
3:P:575:MET:HE3	3:T:469:VAL:HG21	1.12	1.10
6:X:1012:ARG:HD3	6:X:1012:ARG:H	1.07	1.10
3:B:274:ILE:HD11	3:B:514:LEU:HD22	1.28	1.10
2:I:29:THR:HG22	3:N:609:ARG:HB3	1.27	1.10
3:J:46:LYS:HZ1	3:N:237:GLU:HB2	1.15	1.10
3:J:51:VAL:HG12	3:J:60:SER:O	1.52	1.10
2:E:41:LEU:O	2:E:42:ASN:HB3	1.49	1.09
3:F:116:SER:HB3	3:F:133:ASN:H	1.16	1.09
3:L:291:PRO:HB3	3:L:467:THR:HG22	1.35	1.09
3:P:161:LYS:NZ	3:T:531:THR:HB	1.65	1.09
3:T:116:SER:HB3	3:T:133:ASN:H	1.16	1.09
5:W:971:VAL:HG13	5:W:972:PRO:HD3	1.20	1.09
6:X:801:ARG:HH11	6:X:801:ARG:HB2	1.09	1.09
7:G:101:MYR:O1	3:H:204:PRO:HG3	1.53	1.09
3:L:291:PRO:HB2	3:L:467:THR:HG22	1.29	1.09
3:L:609:ARG:HB3	2:M:29:THR:HG22	1.27	1.09
3:R:277:ASP:O	3:R:278:THR:HG22	1.52	1.09
3:F:277:ASP:O	3:F:278:THR:HG22	1.52	1.09
3:J:358:LEU:HD13	3:J:417:PHE:HE1	1.12	1.09
3:L:338:VAL:HG12	3:L:440:LEU:HG	1.20	1.09
7:A:101:MYR:H101	7:A:101:MYR:H142	1.34	1.09
3:B:386:THR:HG22	3:B:387:THR:HG23	1.35	1.09
7:K:101:MYR:H101	7:K:101:MYR:H142	1.34	1.09
6:Y:374:ALA:HB1	6:Y:377:ILE:HD11	1.34	1.09
3:D:274:ILE:HD11	3:D:514:LEU:HD22	1.28	1.09
3:F:431:ILE:HG22	3:F:431:ILE:O	1.49	1.09
3:F:609:ARG:HB3	2:G:29:THR:HG22	1.27	1.09
3:N:338:VAL:HG12	3:N:440:LEU:HG	1.20	1.09
3:P:277:ASP:O	3:P:278:THR:HG22	1.52	1.09
3:T:358:LEU:HD13	3:T:417:PHE:HE1	1.12	1.09
3:B:277:ASP:O	3:B:278:THR:HG22	1.52	1.08
3:D:338:VAL:HG12	3:D:440:LEU:HG	1.20	1.08
7:M:101:MYR:O1	3:N:204:PRO:HG3	1.53	1.08
3:N:116:SER:HB3	3:N:133:ASN:H	1.16	1.08

Continued on next page...

Continued from previous page...

Atom-1	Atom-2	Interatomic distance (Å)	Clash overlap (Å)
3:N:274:ILE:HD11	3:N:514:LEU:HD22	1.27	1.08
3:B:274:ILE:HG21	3:B:601:THR:HG21	1.08	1.08
3:D:277:ASP:O	3:D:278:THR:HG22	1.52	1.08
3:J:291:PRO:HB2	3:J:467:THR:HG22	1.29	1.08
3:P:291:PRO:HB2	3:P:467:THR:HG22	1.30	1.08
3:R:375:LEU:HD23	3:R:437:ILE:HD11	1.31	1.08
7:S:101:MYR:H101	7:S:101:MYR:H142	1.34	1.08
3:T:358:LEU:HD22	3:T:417:PHE:CE1	1.89	1.08
3:T:386:THR:HG22	3:T:387:THR:HG23	1.35	1.08
2:C:41:LEU:O	2:C:42:ASN:HB3	1.49	1.08
3:D:291:PRO:HB2	3:D:467:THR:HG22	1.29	1.08
3:L:358:LEU:HD22	3:L:417:PHE:CE1	1.89	1.08
3:L:386:THR:HG22	3:L:387:THR:HG23	1.35	1.08
3:P:358:LEU:HD22	3:P:417:PHE:CE1	1.89	1.08
3:R:274:ILE:HG21	3:R:601:THR:HG21	1.08	1.08
3:H:375:LEU:HD23	3:H:437:ILE:HD11	1.31	1.08
3:J:274:ILE:HG21	3:J:601:THR:HG21	1.08	1.08
3:T:274:ILE:HG21	3:T:601:THR:HG21	1.08	1.08
2:A:41:LEU:O	2:A:42:ASN:HB3	1.49	1.08
3:D:274:ILE:HG21	3:D:601:THR:HG21	1.08	1.08
3:D:358:LEU:HD22	3:D:417:PHE:CE1	1.89	1.08
7:E:101:MYR:H101	7:E:101:MYR:H142	1.34	1.08
2:K:41:LEU:O	2:K:42:ASN:HB3	1.49	1.08
3:R:291:PRO:HB2	3:R:467:THR:HG22	1.29	1.08
7:C:101:MYR:H101	7:C:101:MYR:H142	1.34	1.07
3:D:386:THR:HG22	3:D:387:THR:HG23	1.35	1.07
3:D:431:ILE:HG22	3:D:431:ILE:O	1.49	1.07
3:F:358:LEU:HD22	3:F:417:PHE:CE1	1.89	1.07
3:P:431:ILE:HG22	3:P:431:ILE:O	1.49	1.07
3:R:358:LEU:HD22	3:R:417:PHE:CE1	1.89	1.07
3:T:291:PRO:HB2	3:T:467:THR:HG22	1.29	1.07
2:O:41:LEU:O	2:O:42:ASN:HB3	1.49	1.07
7:S:101:MYR:O1	3:T:204:PRO:HG3	1.53	1.07
3:T:291:PRO:HB3	3:T:467:THR:HG22	1.35	1.07
3:H:358:LEU:HD22	3:H:417:PHE:CE1	1.89	1.07
3:J:78:MET:HE1	3:N:238:VAL:HG21	1.35	1.07
3:L:274:ILE:HD11	3:L:514:LEU:HD22	1.28	1.07
3:L:277:ASP:O	3:L:278:THR:HG22	1.52	1.07
3:P:375:LEU:HD23	3:P:437:ILE:HD11	1.31	1.07
3:P:386:THR:HG22	3:P:387:THR:HG23	1.35	1.07
3:B:116:SER:HB3	3:B:133:ASN:H	1.16	1.07

Continued on next page...

Continued from previous page...

Atom-1	Atom-2	Interatomic distance (Å)	Clash overlap (Å)
3:D:291:PRO:HB3	3:D:467:THR:HG22	1.35	1.07
3:F:291:PRO:HB3	3:F:467:THR:HG22	1.35	1.07
3:J:116:SER:HB3	3:J:133:ASN:H	1.16	1.07
7:M:101:MYR:H102	3:N:200:CYS:SG	1.95	1.07
3:N:358:LEU:HD22	3:N:417:PHE:CE1	1.89	1.07
3:D:78:MET:HE1	3:H:238:VAL:HG21	1.31	1.06
2:Q:41:LEU:O	2:Q:42:ASN:HB3	1.49	1.06
3:B:358:LEU:HD22	3:B:417:PHE:CE1	1.89	1.06
3:L:116:SER:HB3	3:L:133:ASN:H	1.16	1.06
3:D:46:LYS:HZ1	3:H:237:GLU:HB2	1.17	1.06
7:G:101:MYR:H102	3:H:200:CYS:SG	1.95	1.06
3:L:431:ILE:HG22	3:L:431:ILE:O	1.49	1.06
3:N:386:THR:HG22	3:N:387:THR:HG23	1.35	1.06
3:B:443:PHE:HB2	3:B:457:PRO:HB2	1.38	1.06
3:D:530:ARG:HE	3:H:472:ARG:NH2	1.53	1.06
3:J:277:ASP:O	3:J:278:THR:HG22	1.52	1.06
3:J:358:LEU:HD22	3:J:417:PHE:CE1	1.89	1.06
3:N:274:ILE:HG21	3:N:601:THR:HG21	1.08	1.06
3:R:545:VAL:HG21	3:T:637:PHE:HE1	1.21	1.06
7:S:101:MYR:H102	3:T:200:CYS:SG	1.95	1.06
3:D:472:ARG:NH2	3:F:530:ARG:HE	1.54	1.06
2:I:41:LEU:O	2:I:42:ASN:HB3	1.49	1.06
7:I:101:MYR:H101	7:I:101:MYR:H142	1.34	1.06
3:P:46:LYS:HZ1	3:T:237:GLU:HB2	1.15	1.06
3:P:291:PRO:HB3	3:P:467:THR:HG22	1.35	1.06
3:R:116:SER:HB3	3:R:133:ASN:H	1.16	1.06
3:D:116:SER:HB3	3:D:133:ASN:H	1.16	1.05
3:D:298:PHE:CZ	3:H:355:GLY:HA2	1.91	1.05
3:H:291:PRO:HB3	3:H:467:THR:HG22	1.35	1.05
7:M:101:MYR:H101	7:M:101:MYR:H142	1.34	1.05
3:P:443:PHE:HB2	3:P:457:PRO:HB2	1.38	1.05
7:Q:101:MYR:O1	3:R:204:PRO:HG3	1.56	1.05
3:D:355:GLY:HA2	3:F:298:PHE:CZ	1.91	1.05
3:F:274:ILE:HG21	3:F:601:THR:HG21	1.08	1.05
3:J:237:GLU:HB2	3:L:46:LYS:HZ1	1.15	1.05
3:L:274:ILE:HG21	3:L:601:THR:HG21	1.08	1.05
3:P:637:PHE:HE1	3:T:545:VAL:HG21	1.21	1.05
3:T:431:ILE:HG22	3:T:431:ILE:O	1.49	1.05
3:F:87:PHE:CD1	3:H:121:ALA:HB2	1.92	1.05
7:G:101:MYR:H101	7:G:101:MYR:H142	1.34	1.05
3:J:298:PHE:CZ	3:N:355:GLY:HA2	1.91	1.05

Continued on next page...

Continued from previous page...

Atom-1	Atom-2	Interatomic distance (Å)	Clash overlap (Å)
3:J:530:ARG:HE	3:N:472:ARG:NH2	1.54	1.05
3:N:443:PHE:HB2	3:N:457:PRO:HB2	1.38	1.05
3:P:298:PHE:CZ	3:T:355:GLY:HA2	1.91	1.05
3:R:237:GLU:HB2	3:T:46:LYS:HZ1	1.17	1.05
3:B:291:PRO:HB3	3:B:467:THR:HG22	1.35	1.05
3:H:431:ILE:HG22	3:H:431:ILE:O	1.49	1.05
3:L:355:GLY:HA2	3:N:298:PHE:CZ	1.91	1.05
3:N:322:TYR:HD2	3:N:327:TYR:CE2	1.74	1.05
4:U:198:GLN:HE22	6:X:661:THR:HG22	1.16	1.05
6:X:437:ARG:HH22	6:X:1207:ILE:HA	1.17	1.05
3:D:53:THR:HG22	3:D:54:SER:H	1.17	1.04
3:D:358:LEU:HD13	3:D:417:PHE:HE1	1.12	1.04
3:F:237:GLU:HB2	3:H:46:LYS:HZ1	1.15	1.04
3:H:116:SER:HB3	3:H:133:ASN:H	1.15	1.04
3:J:238:VAL:HG21	3:L:78:MET:HE1	1.36	1.04
3:N:358:LEU:HD13	3:N:417:PHE:HE1	1.12	1.04
3:R:355:GLY:HA2	3:T:298:PHE:CZ	1.91	1.04
3:R:386:THR:HG22	3:R:387:THR:HG23	1.35	1.04
4:U:32:CYS:SG	6:X:958:HIS:CE1	2.50	1.04
6:X:464:SER:HB2	6:Y:500:ILE:HG21	1.39	1.04
6:X:606:MET:CE	6:Y:718:THR:CG2	2.33	1.04
6:X:616:SER:HB3	6:Y:723:ASP:CB	1.86	1.04
6:Y:690:ALA:HB3	6:Y:691:PRO:HD3	1.38	1.04
7:E:101:MYR:O1	3:F:204:PRO:HG3	1.56	1.04
3:J:121:ALA:HB2	3:N:87:PHE:CD1	1.92	1.04
7:K:101:MYR:O1	3:L:204:PRO:HG3	1.56	1.04
3:P:121:ALA:HB2	3:T:87:PHE:CD1	1.92	1.04
3:T:443:PHE:HB2	3:T:457:PRO:HB2	1.38	1.04
3:D:142:ILE:HD11	3:H:238:VAL:CG2	1.86	1.04
3:J:87:PHE:CD1	3:L:121:ALA:HB2	1.92	1.04
3:J:291:PRO:HB3	3:J:467:THR:HG22	1.35	1.04
3:L:87:PHE:CD1	3:N:121:ALA:HB2	1.92	1.04
3:L:443:PHE:HB2	3:L:457:PRO:HB2	1.38	1.04
3:N:322:TYR:CD2	3:N:327:TYR:CE2	2.44	1.04
3:P:87:PHE:CD1	3:R:121:ALA:HB2	1.92	1.04
3:P:274:ILE:HG21	3:P:601:THR:HG21	1.08	1.04
3:D:87:PHE:CD1	3:F:121:ALA:HB2	1.92	1.04
3:D:121:ALA:HB2	3:H:87:PHE:CD1	1.92	1.04
3:F:355:GLY:HA2	3:H:298:PHE:CZ	1.91	1.04
3:F:443:PHE:HB2	3:F:457:PRO:HB2	1.38	1.04
3:R:291:PRO:HB3	3:R:467:THR:HG22	1.35	1.04

Continued on next page...

Continued from previous page...

Atom-1	Atom-2	Interatomic distance (Å)	Clash overlap (Å)
6:X:571:LEU:HD11	6:X:705:ILE:HD11	1.39	1.04
6:Y:557:ILE:HD12	6:Y:593:LEU:HD22	1.36	1.04
2:C:26:MET:HG3	3:D:216:PRO:HG3	1.40	1.04
3:D:238:VAL:HG21	3:F:78:MET:HE1	1.35	1.04
3:D:443:PHE:HB2	3:D:457:PRO:HB2	1.38	1.04
3:J:355:GLY:HA2	3:L:298:PHE:CZ	1.91	1.04
7:O:101:MYR:H101	7:O:101:MYR:H142	1.34	1.04
3:P:355:GLY:HA2	3:R:298:PHE:CZ	1.91	1.04
2:Q:26:MET:HG3	3:R:216:PRO:HG3	1.40	1.04
4:V:192:PHE:HB2	6:Y:376:LEU:CD2	1.86	1.04
3:H:274:ILE:HG21	3:H:601:THR:HG21	1.08	1.03
3:H:386:THR:HG22	3:H:387:THR:HG23	1.35	1.03
7:K:101:MYR:H22	3:L:191:LYS:HZ3	1.18	1.03
7:Q:101:MYR:H101	7:Q:101:MYR:H142	1.34	1.03
7:C:101:MYR:H102	3:D:200:CYS:SG	1.98	1.03
3:D:142:ILE:CD1	3:H:238:VAL:HG22	1.86	1.03
3:F:386:THR:HG22	3:F:387:THR:HG23	1.35	1.03
3:J:431:ILE:HG22	3:J:431:ILE:O	1.49	1.03
7:O:101:MYR:H102	3:P:200:CYS:SG	1.98	1.03
7:A:101:MYR:H102	3:B:200:CYS:SG	1.98	1.03
3:R:87:PHE:CD1	3:T:121:ALA:HB2	1.92	1.03
3:D:431:ILE:O	3:D:431:ILE:CG2	2.06	1.03
3:J:443:PHE:HB2	3:J:457:PRO:HB2	1.38	1.03
3:N:291:PRO:HB3	3:N:467:THR:HG22	1.35	1.03
3:R:238:VAL:HG21	3:T:78:MET:HE1	1.38	1.03
6:X:925:LEU:HD21	6:Y:496:ALA:HA	1.40	1.03
3:H:291:PRO:HB2	3:H:467:THR:HG22	1.29	1.03
7:I:101:MYR:H102	3:J:200:CYS:SG	1.98	1.03
3:J:386:THR:HG22	3:J:387:THR:HG23	1.35	1.03
3:F:431:ILE:O	3:F:431:ILE:CG2	2.07	1.02
7:G:101:MYR:H22	3:H:191:LYS:HZ3	1.23	1.02
3:H:443:PHE:HB2	3:H:457:PRO:HB2	1.38	1.02
2:K:26:MET:HG3	3:L:216:PRO:HG3	1.40	1.02
2:I:26:MET:HG3	3:J:216:PRO:HG3	1.40	1.02
3:N:431:ILE:O	3:N:431:ILE:CG2	2.07	1.02
6:Y:277:VAL:HG22	6:Y:299:LEU:HD22	1.41	1.02
3:D:545:VAL:HG21	3:F:637:PHE:HE1	1.21	1.02
6:X:787:ARG:HG3	6:X:787:ARG:NH2	1.68	1.02
3:R:431:ILE:O	3:R:431:ILE:CG2	2.06	1.02
3:R:443:PHE:HB2	3:R:457:PRO:HB2	1.38	1.02
6:X:603:VAL:HG11	6:Y:715:VAL:CG1	1.90	1.02

Continued on next page...

Continued from previous page...

Atom-1	Atom-2	Interatomic distance (Å)	Clash overlap (Å)
6:Y:235:LEU:HB2	6:Y:356:ASN:HD21	1.24	1.02
3:B:431:ILE:HD13	3:B:437:ILE:CG2	1.90	1.02
3:B:431:ILE:CD1	3:B:437:ILE:HG21	1.90	1.02
3:D:431:ILE:HD13	3:D:437:ILE:CG2	1.90	1.02
7:E:101:MYR:H22	3:F:191:LYS:HZ3	1.22	1.02
3:P:78:MET:HE3	3:T:238:VAL:HG21	1.40	1.02
3:R:469:VAL:HG21	3:T:575:MET:HE3	1.02	1.02
3:R:472:ARG:NH2	3:T:530:ARG:HE	1.58	1.02
4:U:178:THR:HG21	6:X:376:LEU:HD23	1.39	1.02
3:B:341:MET:HE2	3:B:341:MET:HA	1.42	1.01
3:F:431:ILE:HD13	3:F:437:ILE:CG2	1.90	1.01
3:F:545:VAL:HG21	3:H:637:PHE:HE1	1.21	1.01
7:G:101:MYR:H101	7:G:101:MYR:H143	1.42	1.01
3:L:238:VAL:HG21	3:N:78:MET:HE3	1.41	1.01
3:R:431:ILE:CD1	3:R:437:ILE:HG21	1.90	1.01
3:T:431:ILE:O	3:T:431:ILE:CG2	2.07	1.01
3:T:431:ILE:HD13	3:T:437:ILE:CG2	1.90	1.01
7:E:101:MYR:H102	3:F:200:CYS:SG	2.00	1.01
3:F:431:ILE:HD13	3:F:437:ILE:HG21	1.43	1.01
3:F:431:ILE:CD1	3:F:437:ILE:HG21	1.90	1.01
3:L:431:ILE:HD13	3:L:437:ILE:CG2	1.90	1.01
3:N:161:LYS:HD3	3:N:161:LYS:C	1.79	1.01
4:V:175:MET:SD	6:Y:400:GLU:HG2	2.00	1.01
3:B:358:LEU:CD1	3:B:417:PHE:HE1	1.74	1.01
3:B:431:ILE:O	3:B:431:ILE:CG2	2.06	1.01
3:D:431:ILE:HD13	3:D:437:ILE:HG21	1.43	1.01
2:E:26:MET:HG3	3:F:216:PRO:HG3	1.40	1.01
3:H:431:ILE:O	3:H:431:ILE:CG2	2.06	1.01
3:J:431:ILE:HD13	3:J:437:ILE:HG21	1.43	1.01
3:J:637:PHE:HE1	3:N:545:VAL:HG21	1.21	1.01
3:L:431:ILE:CD1	3:L:437:ILE:HG21	1.90	1.01
3:L:545:VAL:HG21	3:N:637:PHE:HE1	1.21	1.01
3:P:431:ILE:O	3:P:431:ILE:CG2	2.06	1.01
3:P:431:ILE:HD13	3:P:437:ILE:HG21	1.43	1.01
3:R:431:ILE:HD13	3:R:437:ILE:CG2	1.90	1.01
3:J:431:ILE:O	3:J:431:ILE:CG2	2.06	1.01
7:K:101:MYR:H101	7:K:101:MYR:H143	1.42	1.01
3:N:274:ILE:CD1	3:N:514:LEU:CD2	2.39	1.01
3:N:431:ILE:CD1	3:N:437:ILE:HG21	1.90	1.01
5:W:1176:VAL:HG23	5:W:1280:VAL:HG13	1.42	1.01
7:M:101:MYR:H101	7:M:101:MYR:H143	1.42	1.01

Continued on next page...

Continued from previous page...

Atom-1	Atom-2	Interatomic distance (Å)	Clash overlap (Å)
3:P:338:VAL:CG1	3:P:440:LEU:HG	1.91	1.01
3:P:431:ILE:HD13	3:P:437:ILE:CG2	1.90	1.01
3:P:545:VAL:HG21	3:R:637:PHE:HE1	1.21	1.01
7:Q:101:MYR:H102	3:R:200:CYS:SG	1.99	1.01
3:R:338:VAL:CG1	3:R:440:LEU:HG	1.91	1.01
6:X:718:THR:HG23	6:X:726:ARG:HH12	1.24	1.01
3:D:431:ILE:CD1	3:D:437:ILE:HG21	1.90	1.00
3:F:238:VAL:HG21	3:H:78:MET:HE1	1.39	1.00
3:H:358:LEU:CD1	3:H:417:PHE:HE1	1.74	1.00
3:J:545:VAL:HG21	3:L:637:PHE:HE1	1.21	1.00
7:K:101:MYR:H102	3:L:200:CYS:SG	1.99	1.00
3:L:341:MET:HE2	3:L:341:MET:HA	1.42	1.00
2:O:26:MET:HG3	3:P:216:PRO:HG3	1.40	1.00
3:T:431:ILE:CD1	3:T:437:ILE:HG21	1.90	1.00
4:U:178:THR:HG22	6:X:376:LEU:HD21	1.37	1.00
3:B:274:ILE:CD1	3:B:514:LEU:CD2	2.39	1.00
3:D:142:ILE:HD11	3:H:238:VAL:HG22	1.00	1.00
3:H:431:ILE:CD1	3:H:437:ILE:HG21	1.90	1.00
3:J:431:ILE:HD13	3:J:437:ILE:CG2	1.90	1.00
2:M:26:MET:HG3	3:N:216:PRO:HG3	1.40	1.00
3:N:338:VAL:CG1	3:N:440:LEU:HG	1.91	1.00
3:P:431:ILE:CD1	3:P:437:ILE:HG21	1.90	1.00
3:R:358:LEU:CD1	3:R:417:PHE:HE1	1.74	1.00
7:A:101:MYR:H22	3:B:191:LYS:HZ3	1.25	1.00
3:R:274:ILE:CD1	3:R:514:LEU:CD2	2.39	1.00
3:T:358:LEU:CD1	3:T:417:PHE:HE1	1.74	1.00
5:W:1074:THR:HG22	5:W:1075:PRO:HD2	1.44	1.00
6:Y:542:THR:HG23	6:Y:808:ALA:HB3	1.44	1.00
3:B:338:VAL:CG1	3:B:440:LEU:HG	1.91	1.00
3:D:274:ILE:CD1	3:D:514:LEU:CD2	2.39	1.00
3:D:545:VAL:HG21	3:F:637:PHE:CE1	1.97	1.00
3:H:431:ILE:HD13	3:H:437:ILE:CG2	1.90	1.00
3:J:431:ILE:CD1	3:J:437:ILE:HG21	1.90	1.00
3:L:431:ILE:O	3:L:431:ILE:CG2	2.07	1.00
3:T:341:MET:HE2	3:T:341:MET:HA	1.43	1.00
2:A:26:MET:HG3	3:B:216:PRO:HG3	1.40	1.00
3:D:637:PHE:HE1	3:H:545:VAL:HG21	1.21	1.00
3:F:545:VAL:HG21	3:H:637:PHE:CE1	1.97	1.00
3:H:338:VAL:CG1	3:H:440:LEU:HG	1.91	1.00
3:J:274:ILE:CD1	3:J:514:LEU:CD2	2.39	1.00
3:L:338:VAL:CG1	3:L:440:LEU:HG	1.91	1.00

Continued on next page...

Continued from previous page...

Atom-1	Atom-2	Interatomic distance (Å)	Clash overlap (Å)
3:D:637:PHE:CE1	3:H:545:VAL:HG21	1.97	1.00
3:F:274:ILE:CD1	3:F:514:LEU:CD2	2.39	1.00
3:F:274:ILE:CG2	3:F:601:THR:HG21	1.92	1.00
2:G:26:MET:HG3	3:H:216:PRO:HG3	1.40	1.00
3:H:274:ILE:CG2	3:H:601:THR:HG21	1.92	1.00
3:N:431:ILE:HD13	3:N:437:ILE:CG2	1.90	1.00
3:P:274:ILE:CG2	3:P:601:THR:HG21	1.92	1.00
3:P:274:ILE:CD1	3:P:514:LEU:CD2	2.39	1.00
3:P:637:PHE:CE1	3:T:545:VAL:HG21	1.97	1.00
3:F:338:VAL:CG1	3:F:440:LEU:HG	1.91	0.99
3:H:274:ILE:HG21	3:H:601:THR:CG2	1.92	0.99
3:H:274:ILE:CD1	3:H:514:LEU:CD2	2.39	0.99
3:J:338:VAL:CG1	3:J:440:LEU:HG	1.91	0.99
3:J:637:PHE:CE1	3:N:545:VAL:HG21	1.97	0.99
3:T:338:VAL:CG1	3:T:440:LEU:HG	1.91	0.99
5:W:748:ARG:HH12	5:W:789:ARG:HA	1.26	0.99
3:J:469:VAL:HG21	3:L:575:MET:HE3	0.99	0.99
3:L:274:ILE:CD1	3:L:514:LEU:CD2	2.39	0.99
3:N:431:ILE:HD13	3:N:437:ILE:HG21	1.43	0.99
3:N:579:ASN:HD22	3:N:582:LEU:HG	1.27	0.99
7:O:101:MYR:H101	7:O:101:MYR:H143	1.42	0.99
3:P:545:VAL:HG21	3:R:637:PHE:CE1	1.97	0.99
6:Y:594:ALA:HA	6:Y:608:GLN:NE2	1.76	0.99
7:C:101:MYR:H101	7:C:101:MYR:H143	1.42	0.99
3:D:469:VAL:CG2	3:F:575:MET:HE3	1.92	0.99
3:J:237:GLU:HG3	3:L:142:ILE:HD13	1.44	0.99
3:J:274:ILE:HG21	3:J:601:THR:CG2	1.92	0.99
3:P:78:MET:HE1	3:T:238:VAL:HG21	1.43	0.99
3:P:358:LEU:CD1	3:P:417:PHE:HE1	1.74	0.99
6:Y:632:ASN:HB2	6:Y:635:GLN:HB3	1.42	0.99
3:D:338:VAL:CG1	3:D:440:LEU:HG	1.91	0.99
7:E:101:MYR:H22	3:F:191:LYS:NZ	1.77	0.99
2:I:27:THR:HG23	3:N:609:ARG:NH1	1.78	0.99
3:L:238:VAL:HG21	3:N:78:MET:HE1	1.42	0.99
3:N:358:LEU:CD1	3:N:417:PHE:HE1	1.74	0.99
7:O:101:MYR:H22	3:P:191:LYS:HZ3	1.28	0.99
5:W:313:LEU:HD13	5:W:318:VAL:HG11	1.44	0.99
2:C:27:THR:HG23	3:H:609:ARG:NH1	1.78	0.99
3:D:274:ILE:HG21	3:D:601:THR:CG2	1.92	0.99
3:F:358:LEU:CD1	3:F:417:PHE:HE1	1.74	0.99
3:F:469:VAL:HG21	3:H:575:MET:HE3	1.01	0.99

Continued on next page...

Continued from previous page...

Atom-1	Atom-2	Interatomic distance (Å)	Clash overlap (Å)
3:L:358:LEU:CD1	3:L:417:PHE:HE1	1.74	0.99
3:L:545:VAL:HG21	3:N:637:PHE:CE1	1.97	0.99
3:N:322:TYR:CD2	3:N:327:TYR:HE2	1.80	0.99
7:Q:101:MYR:H101	7:Q:101:MYR:H143	1.42	0.99
2:S:26:MET:HG3	3:T:216:PRO:HG3	1.40	0.99
3:D:358:LEU:CD1	3:D:417:PHE:HE1	1.74	0.99
3:J:274:ILE:CG2	3:J:601:THR:HG21	1.92	0.99
4:U:84:ILE:HD11	4:U:92:TRP:HB2	1.39	0.99
3:T:274:ILE:CD1	3:T:514:LEU:CD2	2.39	0.99
3:D:575:MET:HE3	3:H:469:VAL:HG21	0.99	0.99
3:F:609:ARG:NH1	2:G:27:THR:HG23	1.78	0.99
3:L:274:ILE:HG21	3:L:601:THR:CG2	1.92	0.99
6:X:282:TYR:CD2	6:Y:830:ASN:ND2	2.30	0.99
6:X:603:VAL:HG11	6:Y:715:VAL:HG12	1.42	0.99
3:F:274:ILE:HG21	3:F:601:THR:CG2	1.92	0.99
3:J:358:LEU:CD1	3:J:417:PHE:HE1	1.74	0.99
3:J:545:VAL:HG21	3:L:637:PHE:CE1	1.97	0.99
7:M:101:MYR:H22	3:N:191:LYS:HZ3	1.28	0.99
5:W:645:VAL:O	5:W:647:PRO:HD3	1.60	0.99
7:C:101:MYR:H72	3:D:200:CYS:SG	2.03	0.99
7:S:101:MYR:H101	7:S:101:MYR:H143	1.42	0.99
3:R:274:ILE:HG21	3:R:601:THR:CG2	1.92	0.98
3:R:545:VAL:HG21	3:T:637:PHE:CE1	1.97	0.98
3:T:579:ASN:HD22	3:T:582:LEU:HG	1.28	0.98
5:W:1038:ASN:HD22	5:W:1049:ALA:HB3	1.26	0.98
3:H:341:MET:HB3	3:H:431:ILE:HD12	1.46	0.98
3:B:431:ILE:HD13	3:B:437:ILE:HG21	1.43	0.98
3:N:274:ILE:CG2	3:N:601:THR:HG21	1.92	0.98
3:P:579:ASN:HD22	3:P:582:LEU:HG	1.28	0.98
7:S:101:MYR:H72	3:T:200:CYS:SG	2.04	0.98
5:W:1040:VAL:HB	5:W:1041:PRO:HD3	1.43	0.98
7:A:101:MYR:H101	7:A:101:MYR:H143	1.42	0.98
3:B:341:MET:HB3	3:B:431:ILE:CD1	1.94	0.98
3:J:341:MET:HB3	3:J:431:ILE:HD12	1.45	0.98
3:L:341:MET:HB3	3:L:431:ILE:CD1	1.93	0.98
3:R:341:MET:HB3	3:R:431:ILE:CD1	1.93	0.98
3:T:341:MET:HB3	3:T:431:ILE:CD1	1.94	0.98
3:L:469:VAL:HG21	3:N:575:MET:HE3	1.01	0.98
3:L:579:ASN:HD22	3:L:582:LEU:HG	1.27	0.98
3:P:274:ILE:HG21	3:P:601:THR:CG2	1.92	0.98
3:R:609:ARG:NH1	2:S:27:THR:HG23	1.78	0.98

Continued on next page...

Continued from previous page...

Atom-1	Atom-2	Interatomic distance (Å)	Clash overlap (Å)
5:W:818:PHE:HE2	5:W:989:HIS:HD1	1.05	0.98
6:Y:1027:LEU:H	6:Y:1027:LEU:HD12	1.27	0.98
3:D:63:ILE:H	3:D:63:ILE:CD1	1.73	0.98
3:J:579:ASN:HD22	3:J:582:LEU:HG	1.27	0.98
3:R:274:ILE:CG2	3:R:601:THR:HG21	1.92	0.98
6:X:242:ARG:HH21	6:X:1085:LEU:CD1	1.75	0.98
3:B:274:ILE:CG2	3:B:601:THR:HG21	1.92	0.98
7:E:101:MYR:H101	7:E:101:MYR:H143	1.42	0.98
3:H:341:MET:HB3	3:H:431:ILE:CD1	1.94	0.98
3:N:341:MET:HB3	3:N:431:ILE:CD1	1.94	0.98
3:P:341:MET:HB3	3:P:431:ILE:CD1	1.94	0.98
3:T:274:ILE:CG2	3:T:601:THR:HG21	1.92	0.98
6:Y:432:ILE:HG21	6:Y:1204:LEU:HB3	1.44	0.98
7:A:101:MYR:H72	3:B:200:CYS:SG	2.03	0.98
3:F:238:VAL:HG21	3:H:78:MET:HE3	1.45	0.98
3:H:380:VAL:CG1	3:H:384:GLN:HG2	1.94	0.98
3:J:341:MET:HB3	3:J:431:ILE:CD1	1.94	0.98
3:J:609:ARG:NH1	2:K:27:THR:HG23	1.78	0.98
7:M:101:MYR:H72	3:N:200:CYS:SG	2.04	0.98
3:P:341:MET:HE2	3:P:341:MET:HA	1.44	0.98
6:Y:295:SER:HB2	6:Y:890:GLN:NE2	1.79	0.98
3:D:274:ILE:CG2	3:D:601:THR:HG21	1.92	0.98
7:O:101:MYR:H72	3:P:200:CYS:SG	2.03	0.98
6:X:464:SER:CB	6:Y:500:ILE:CG2	2.40	0.98
3:D:380:VAL:CG1	3:D:384:GLN:HG2	1.94	0.97
3:F:380:VAL:CG1	3:F:384:GLN:HG2	1.94	0.97
3:P:469:VAL:HG21	3:R:575:MET:HE3	0.98	0.97
4:U:27:GLN:CG	6:X:880:LEU:HB3	1.93	0.97
3:J:575:MET:HE3	3:N:469:VAL:HG21	1.01	0.97
3:L:431:ILE:HD13	3:L:437:ILE:HG21	1.43	0.97
3:P:237:GLU:HB2	3:R:46:LYS:HZ2	1.28	0.97
3:R:341:MET:HB3	3:R:431:ILE:HD12	1.45	0.97
3:T:380:VAL:CG1	3:T:384:GLN:HG2	1.94	0.97
3:B:341:MET:HB3	3:B:431:ILE:HD12	1.46	0.97
3:D:341:MET:HB3	3:D:431:ILE:HD12	1.45	0.97
3:D:579:ASN:HD22	3:D:582:LEU:HG	1.27	0.97
3:J:380:VAL:CG1	3:J:384:GLN:HG2	1.94	0.97
3:L:274:ILE:CG2	3:L:601:THR:HG21	1.92	0.97
7:Q:101:MYR:H22	3:R:191:LYS:NZ	1.77	0.97
3:T:341:MET:HB3	3:T:431:ILE:HD12	1.46	0.97
5:W:696:PRO:HG3	5:W:706:SER:HB2	1.46	0.97

Continued on next page...

Continued from previous page...

Atom-1	Atom-2	Interatomic distance (Å)	Clash overlap (Å)
2:C:27:THR:HG22	2:C:27:THR:O	1.64	0.97
3:N:380:VAL:CG1	3:N:384:GLN:HG2	1.94	0.97
2:O:27:THR:HG23	3:T:609:ARG:NH1	1.78	0.97
3:T:274:ILE:HG21	3:T:601:THR:CG2	1.92	0.97
5:W:584:GLN:HG2	5:W:621:ASN:HB2	1.47	0.97
3:D:341:MET:HB3	3:D:431:ILE:CD1	1.94	0.97
3:D:609:ARG:NH1	2:E:27:THR:HG23	1.78	0.97
7:I:101:MYR:H101	7:I:101:MYR:H143	1.42	0.97
7:I:101:MYR:H72	3:J:200:CYS:SG	2.03	0.97
3:P:380:VAL:CG1	3:P:384:GLN:HG2	1.94	0.97
3:L:609:ARG:NH1	2:M:27:THR:HG23	1.78	0.97
3:N:274:ILE:HG21	3:N:601:THR:CG2	1.92	0.97
3:R:238:VAL:HG21	3:T:78:MET:HE3	1.45	0.97
6:Y:1150:ASN:HD22	6:Y:1156:THR:HB	1.28	0.97
7:I:101:MYR:C14	7:I:101:MYR:C10	2.42	0.97
3:N:341:MET:HE2	3:N:341:MET:HA	1.47	0.97
3:B:274:ILE:HG21	3:B:601:THR:CG2	1.92	0.97
3:H:431:ILE:HD13	3:H:437:ILE:HG21	1.43	0.97
3:L:341:MET:HB3	3:L:431:ILE:HD12	1.45	0.97
7:K:101:MYR:H22	3:L:191:LYS:NZ	1.77	0.97
3:B:380:VAL:CG1	3:B:384:GLN:HG2	1.94	0.97
3:P:609:ARG:NH1	2:Q:27:THR:HG23	1.78	0.97
3:P:469:VAL:CG2	3:R:575:MET:CE	2.43	0.96
3:T:431:ILE:HD13	3:T:437:ILE:HG21	1.43	0.96
6:X:1012:ARG:HH21	6:X:1043:GLY:HA3	1.29	0.96
3:L:380:VAL:CG1	3:L:384:GLN:HG2	1.94	0.96
3:D:50:PRO:HG3	3:D:56:ALA:HB2	1.47	0.96
3:D:469:VAL:CG2	3:F:575:MET:CE	2.43	0.96
3:H:297:ALA:HB2	3:H:460:MET:HB2	1.47	0.96
6:Y:410:HIS:HD2	6:Y:411:GLN:N	1.62	0.96
2:A:27:THR:HG22	2:A:27:THR:O	1.64	0.96
3:D:63:ILE:HD13	3:D:63:ILE:N	1.77	0.96
3:F:341:MET:HB3	3:F:431:ILE:CD1	1.94	0.96
3:J:469:VAL:CG2	3:L:575:MET:CE	2.43	0.96
3:R:380:VAL:CG1	3:R:384:GLN:HG2	1.94	0.96
3:R:469:VAL:CG2	3:T:575:MET:CE	2.43	0.96
3:T:297:ALA:HB2	3:T:460:MET:HB2	1.47	0.96
6:Y:705:ILE:HG21	6:Y:737:ARG:HB2	1.47	0.96
3:H:579:ASN:HD22	3:H:582:LEU:HG	1.28	0.96
6:X:464:SER:HB2	6:Y:500:ILE:HG23	1.47	0.96
6:Y:122:CYS:HB2	6:Y:168:ARG:HH22	1.31	0.96

Continued on next page...

Continued from previous page...

Atom-1	Atom-2	Interatomic distance (Å)	Clash overlap (Å)
7:G:101:MYR:H72	3:H:200:CYS:SG	2.04	0.96
3:R:297:ALA:HB2	3:R:460:MET:HB2	1.47	0.96
7:G:101:MYR:H22	3:H:191:LYS:NZ	1.81	0.96
3:L:469:VAL:CG2	3:N:575:MET:CE	2.43	0.96
3:F:579:ASN:HD22	3:F:582:LEU:HG	1.28	0.96
3:R:418:ASN:HD21	3:T:337:ARG:HH21	1.13	0.96
6:Y:259:LEU:HD11	6:Y:303:GLN:HG2	1.45	0.96
3:F:341:MET:HB3	3:F:431:ILE:HD12	1.45	0.96
3:J:297:ALA:HB2	3:J:460:MET:HB2	1.47	0.96
7:M:101:MYR:H22	3:N:191:LYS:NZ	1.80	0.96
7:M:101:MYR:C14	7:M:101:MYR:C10	2.42	0.96
3:P:297:ALA:HB2	3:P:460:MET:HB2	1.47	0.96
6:X:368:ILE:HG12	6:X:369:GLY:H	1.29	0.96
3:J:575:MET:CE	3:N:469:VAL:CG2	2.43	0.95
3:L:297:ALA:HB2	3:L:460:MET:HB2	1.47	0.95
4:U:35:ARG:HD3	6:X:449:GLU:HG2	1.46	0.95
7:K:101:MYR:H72	3:L:200:CYS:SG	2.06	0.95
3:J:50:PRO:O	4:V:401:ALA:HB2	1.64	0.95
2:K:27:THR:HG22	2:K:27:THR:O	1.64	0.95
3:B:579:ASN:HD22	3:B:582:LEU:HG	1.27	0.95
3:F:297:ALA:HB2	3:F:460:MET:HB2	1.47	0.95
3:F:469:VAL:CG2	3:H:575:MET:CE	2.43	0.95
3:P:58:ILE:HG23	3:P:124:GLY:HA2	1.46	0.95
6:Y:376:LEU:HD13	6:Y:438:PRO:HB3	1.48	0.95
3:H:341:MET:HE2	3:H:341:MET:HA	1.48	0.95
3:D:341:MET:HB2	3:D:437:ILE:HG23	1.49	0.95
7:Q:101:MYR:H72	3:R:200:CYS:SG	2.06	0.95
3:T:103:CYS:HB3	5:W:407:ALA:HB2	1.44	0.95
5:W:840:CYS:CB	5:W:854:MET:SD	2.54	0.95
3:N:297:ALA:HB2	3:N:460:MET:HB2	1.47	0.95
2:O:27:THR:HG22	2:O:27:THR:O	1.64	0.95
3:P:55:VAL:HG11	5:W:348:GLN:NE2	1.81	0.95
3:P:341:MET:HB3	3:P:431:ILE:HD12	1.46	0.95
3:P:337:ARG:HH21	3:T:418:ASN:HD21	1.13	0.95
3:P:575:MET:CE	3:T:469:VAL:CG2	2.43	0.95
3:N:341:MET:HB3	3:N:431:ILE:HD12	1.46	0.95
7:Q:101:MYR:C14	7:Q:101:MYR:C10	2.42	0.95
6:X:938:TYR:CZ	6:X:946:VAL:HG21	2.01	0.95
6:Y:1160:GLU:HG2	6:Y:1160:GLU:O	1.67	0.95
3:D:341:MET:HE2	3:D:341:MET:HA	1.49	0.95
3:J:341:MET:HB2	3:J:437:ILE:HG23	1.49	0.95

Continued on next page...

Continued from previous page...

Atom-1	Atom-2	Interatomic distance (Å)	Clash overlap (Å)
5:W:358:LEU:HB3	5:W:376:PHE:HB3	1.45	0.95
3:D:575:MET:CE	3:H:469:VAL:CG2	2.43	0.94
3:N:92:TRP:CE3	3:N:210:VAL:HG11	2.03	0.94
2:Q:27:THR:HG22	2:Q:27:THR:O	1.64	0.94
3:R:579:ASN:HD22	3:R:582:LEU:HG	1.27	0.94
4:U:245:GLN:HE21	4:U:246:ALA:H	1.10	0.94
3:F:435:PRO:HG2	3:N:436:TYR:HH	1.27	0.94
3:H:92:TRP:CE3	3:H:210:VAL:HG11	2.02	0.94
7:I:101:MYR:H22	3:J:191:LYS:NZ	1.82	0.94
3:P:92:TRP:CE3	3:P:210:VAL:HG11	2.03	0.94
3:P:341:MET:HB2	3:P:437:ILE:HG23	1.49	0.94
4:U:26:LEU:HA	4:U:71:LEU:HD11	1.49	0.94
6:X:195:ILE:HG22	6:X:195:ILE:O	1.67	0.94
7:C:101:MYR:H22	3:D:191:LYS:NZ	1.82	0.94
2:E:27:THR:HG22	2:E:27:THR:O	1.64	0.94
7:O:101:MYR:H22	3:P:191:LYS:NZ	1.82	0.94
3:R:431:ILE:HD13	3:R:437:ILE:HG21	1.43	0.94
2:S:27:THR:HG22	2:S:27:THR:O	1.64	0.94
6:Y:122:CYS:HB2	6:Y:168:ARG:NH2	1.81	0.94
7:E:101:MYR:H21	3:F:191:LYS:HE2	1.49	0.94
3:L:178:SER:CB	2:Q:3:ASN:ND2	2.30	0.94
3:B:297:ALA:HB2	3:B:460:MET:HB2	1.47	0.94
4:U:198:GLN:HE22	6:X:661:THR:CG2	1.79	0.94
3:F:341:MET:HB2	3:F:437:ILE:HG23	1.49	0.94
2:I:27:THR:HG22	2:I:27:THR:O	1.64	0.94
3:N:341:MET:HB2	3:N:437:ILE:HG23	1.49	0.94
3:P:418:ASN:HD21	3:R:337:ARG:HH21	1.13	0.94
7:E:101:MYR:H72	3:F:200:CYS:SG	2.06	0.94
3:J:78:MET:HE3	3:N:238:VAL:HG21	1.48	0.94
7:C:101:MYR:H22	3:D:191:LYS:HZ3	1.33	0.94
3:J:92:TRP:CE3	3:J:210:VAL:HG11	2.03	0.94
2:M:27:THR:HG22	2:M:27:THR:O	1.64	0.94
7:A:101:MYR:H22	3:B:191:LYS:NZ	1.82	0.93
3:B:92:TRP:CE3	3:B:210:VAL:HG11	2.03	0.93
2:G:27:THR:HG22	2:G:27:THR:O	1.64	0.93
5:W:162:SER:HA	5:W:171:THR:HG22	1.50	0.93
3:H:341:MET:HB2	3:H:437:ILE:HG23	1.49	0.93
3:J:549:LEU:HB3	3:L:644:LEU:HD11	1.51	0.93
3:P:58:ILE:CG2	3:P:124:GLY:HA2	1.98	0.93
3:R:628:GLN:HE21	5:W:870:ALA:HA	0.77	0.93
7:S:101:MYR:H22	3:T:191:LYS:HZ3	1.28	0.93

Continued on next page...

Continued from previous page...

Atom-1	Atom-2	Interatomic distance (Å)	Clash overlap (Å)
5:W:1037:VAL:HG12	5:W:1039:PRO:HD2	1.47	0.93
3:D:237:GLU:HB2	3:F:46:LYS:NZ	1.83	0.93
3:F:92:TRP:CE3	3:F:210:VAL:HG11	2.03	0.93
3:T:92:TRP:CE3	3:T:210:VAL:HG11	2.02	0.93
4:U:30:ALA:HA	4:U:36:PRO:HB3	1.50	0.93
7:S:101:MYR:C14	7:S:101:MYR:C10	2.42	0.93
7:S:101:MYR:H22	3:T:191:LYS:NZ	1.80	0.93
3:D:575:MET:HE3	3:H:469:VAL:CG2	1.96	0.93
3:D:46:LYS:NZ	3:H:237:GLU:HB2	1.84	0.93
3:L:92:TRP:CE3	3:L:210:VAL:HG11	2.03	0.93
7:I:101:MYR:H22	3:J:191:LYS:HZ3	1.33	0.93
3:J:418:ASN:HD21	3:L:337:ARG:HH21	1.13	0.93
7:Q:101:MYR:H21	3:R:191:LYS:HE2	1.49	0.93
3:R:92:TRP:CE3	3:R:210:VAL:HG11	2.03	0.93
3:R:341:MET:HE2	3:R:341:MET:HA	1.49	0.93
3:J:46:LYS:NZ	3:N:237:GLU:HB2	1.84	0.93
2:K:9:ASN:ND2	3:L:206:GLU:HA	1.84	0.93
2:Q:9:ASN:ND2	3:R:206:GLU:HA	1.84	0.93
6:Y:355:LYS:NZ	6:Y:1156:THR:CG2	2.30	0.93
3:D:92:TRP:CE3	3:D:210:VAL:HG11	2.03	0.93
2:I:9:ASN:ND2	3:J:206:GLU:HA	1.84	0.93
3:T:341:MET:HB2	3:T:437:ILE:HG23	1.49	0.93
6:Y:196:GLU:OE1	6:Y:313:LYS:HE2	1.67	0.93
6:Y:355:LYS:HZ1	6:Y:1156:THR:HG22	1.21	0.93
3:L:237:GLU:HB2	3:N:46:LYS:NZ	1.84	0.93
3:L:341:MET:CB	3:L:431:ILE:CD1	2.47	0.93
3:N:341:MET:CB	3:N:431:ILE:CD1	2.47	0.93
3:P:530:ARG:HE	3:T:472:ARG:NH2	1.67	0.93
3:P:549:LEU:HB3	3:R:644:LEU:HD11	1.51	0.93
5:W:1039:PRO:HG2	5:W:1042:THR:HG22	1.49	0.93
6:X:1167:LEU:HD22	6:X:1187:ARG:HH12	1.29	0.93
6:X:1170:PRO:HD2	6:X:1189:THR:HG23	1.46	0.93
3:D:469:VAL:HG21	3:F:575:MET:HE3	0.95	0.92
3:F:341:MET:CB	3:F:431:ILE:CD1	2.47	0.92
3:R:341:MET:HB2	3:R:437:ILE:HG23	1.49	0.92
3:B:341:MET:HB2	3:B:437:ILE:HG23	1.49	0.92
3:D:337:ARG:HH21	3:H:418:ASN:HD21	1.13	0.92
7:G:101:MYR:C14	7:G:101:MYR:C10	2.42	0.92
3:H:341:MET:CB	3:H:431:ILE:CD1	2.47	0.92
3:J:58:ILE:HG23	3:J:124:GLY:HA2	1.50	0.92
3:J:237:GLU:HB2	3:L:46:LYS:NZ	1.83	0.92

Continued on next page...

Continued from previous page...

Atom-1	Atom-2	Interatomic distance (Å)	Clash overlap (Å)
3:R:237:GLU:HB2	3:T:46:LYS:NZ	1.84	0.92
3:L:341:MET:HB2	3:L:437:ILE:HG23	1.49	0.92
3:R:341:MET:CB	3:R:431:ILE:CD1	2.47	0.92
7:A:101:MYR:C14	7:A:101:MYR:C10	2.42	0.92
2:E:9:ASN:ND2	3:F:206:GLU:HA	1.84	0.92
7:O:101:MYR:C14	7:O:101:MYR:C10	2.42	0.92
3:P:341:MET:CB	3:P:431:ILE:CD1	2.47	0.92
6:Y:209:ASN:HD22	6:Y:242:ARG:HG3	1.33	0.92
3:J:49:ARG:HH12	3:J:115:THR:HG22	1.30	0.92
3:J:238:VAL:HG21	3:L:78:MET:HE3	1.47	0.92
3:J:337:ARG:HH21	3:N:418:ASN:HD21	1.13	0.92
3:J:49:ARG:HH12	3:J:115:THR:CG2	1.81	0.92
3:T:101:THR:HA	5:W:406:ASN:HB2	1.48	0.92
4:U:182:ILE:HG21	4:U:279:VAL:HG23	1.50	0.92
3:B:341:MET:CB	3:B:431:ILE:CD1	2.47	0.92
3:R:346:ASP:HB3	3:R:428:ARG:H	1.35	0.92
3:T:341:MET:CB	3:T:431:ILE:CD1	2.47	0.92
6:X:1078:LEU:HD23	6:X:1078:LEU:H	1.35	0.92
3:J:428:ARG:HH11	3:J:428:ARG:HG2	1.35	0.92
3:L:418:ASN:HD21	3:N:337:ARG:HH21	1.13	0.92
3:L:428:ARG:HH11	3:L:428:ARG:HG2	1.35	0.92
3:P:46:LYS:NZ	3:T:237:GLU:HB2	1.84	0.92
3:P:644:LEU:HD11	3:T:549:LEU:HB3	1.51	0.92
4:U:93:ARG:HH11	4:U:93:ARG:HB3	1.34	0.92
3:D:549:LEU:HB3	3:F:644:LEU:HD11	1.50	0.92
3:F:237:GLU:HB2	3:H:46:LYS:NZ	1.83	0.92
3:F:428:ARG:HH11	3:F:428:ARG:HG2	1.35	0.92
3:P:237:GLU:HB2	3:R:46:LYS:NZ	1.84	0.92
3:D:341:MET:CB	3:D:431:ILE:CD1	2.47	0.92
3:J:341:MET:CB	3:J:431:ILE:CD1	2.47	0.92
6:X:594:ALA:HA	6:X:608:GLN:HE22	1.33	0.92
6:X:656:PHE:HE1	6:X:675:MET:HB2	1.35	0.92
3:D:644:LEU:HD11	3:H:549:LEU:HB3	1.51	0.91
6:X:437:ARG:NH2	6:X:1207:ILE:HA	1.85	0.91
3:H:346:ASP:HB3	3:H:428:ARG:H	1.35	0.91
7:Q:101:MYR:H22	3:R:191:LYS:HZ3	1.29	0.91
2:A:9:ASN:ND2	3:B:206:GLU:HA	1.84	0.91
3:D:297:ALA:HB2	3:D:460:MET:HB2	1.47	0.91
7:K:101:MYR:H21	3:L:191:LYS:HE2	1.49	0.91
3:T:271:LEU:HG	3:T:517:LEU:HB2	1.52	0.91
5:W:839:GLU:HB3	5:W:861:ALA:HB3	1.50	0.91

Continued on next page...

Continued from previous page...

Atom-1	Atom-2	Interatomic distance (Å)	Clash overlap (Å)
3:D:346:ASP:HB3	3:D:428:ARG:H	1.35	0.91
2:O:9:ASN:ND2	3:P:206:GLU:HA	1.84	0.91
2:C:9:ASN:ND2	3:D:206:GLU:HA	1.84	0.91
3:D:271:LEU:HG	3:D:517:LEU:HB2	1.53	0.91
3:J:644:LEU:HD11	3:N:549:LEU:HB3	1.51	0.91
3:T:103:CYS:HB3	5:W:407:ALA:CB	2.01	0.91
3:F:341:MET:HE2	3:F:341:MET:HA	1.52	0.91
3:L:271:LEU:HG	3:L:517:LEU:HB2	1.53	0.91
3:R:428:ARG:HH11	3:R:428:ARG:HG2	1.35	0.91
6:Y:122:CYS:SG	6:Y:140:HIS:HE1	1.92	0.91
5:W:436:GLY:HA3	5:W:1009:ASN:HA	1.53	0.91
3:D:78:MET:HE3	3:H:238:VAL:HG21	1.52	0.91
3:R:271:LEU:HG	3:R:517:LEU:HB2	1.53	0.91
3:B:346:ASP:HB3	3:B:428:ARG:H	1.35	0.90
3:D:238:VAL:HG21	3:F:78:MET:HE3	1.48	0.90
3:H:271:LEU:HG	3:H:517:LEU:HB2	1.52	0.90
3:J:346:ASP:HB3	3:J:428:ARG:H	1.35	0.90
3:P:428:ARG:HH11	3:P:428:ARG:HG2	1.35	0.90
3:P:469:VAL:CG2	3:R:575:MET:HE3	1.95	0.90
5:W:1154:ARG:HD2	5:W:1189:ASN:HD22	1.36	0.90
3:B:428:ARG:HH11	3:B:428:ARG:HG2	1.35	0.90
3:T:346:ASP:HB3	3:T:428:ARG:H	1.35	0.90
3:F:549:LEU:HB3	3:H:644:LEU:HD11	1.51	0.90
3:N:346:ASP:HB3	3:N:428:ARG:H	1.35	0.90
7:E:101:MYR:C14	7:E:101:MYR:C10	2.42	0.90
3:F:346:ASP:HB3	3:F:428:ARG:H	1.35	0.90
3:L:346:ASP:HB3	3:L:428:ARG:H	1.35	0.90
3:L:549:LEU:HB3	3:N:644:LEU:HD11	1.51	0.90
7:A:101:MYR:C7	3:B:200:CYS:SG	2.60	0.90
3:R:472:ARG:HH21	3:T:530:ARG:HE	0.93	0.90
3:B:450:SER:HA	3:B:453:ASN:HD22	1.37	0.90
7:C:101:MYR:C14	7:C:101:MYR:C10	2.42	0.90
3:T:450:SER:HA	3:T:453:ASN:HD22	1.37	0.90
3:F:418:ASN:HD21	3:H:337:ARG:HH21	1.13	0.90
3:J:121:ALA:HB2	3:N:87:PHE:CE1	2.07	0.90
3:N:428:ARG:HH11	3:N:428:ARG:HG2	1.35	0.90
5:W:740:VAL:HG21	5:W:770:ARG:CZ	2.02	0.90
5:W:1238:ARG:HG2	5:W:1288:THR:HG22	1.54	0.90
6:X:416:ILE:HG22	6:X:445:PHE:CZ	2.07	0.90
3:D:238:VAL:HA	3:F:142:ILE:CD1	2.00	0.90
5:W:167:ASP:HB2	5:W:212:ALA:HB1	1.52	0.90

Continued on next page...

Continued from previous page...

Atom-1	Atom-2	Interatomic distance (Å)	Clash overlap (Å)
7:Q:101:MYR:H31	3:R:191:LYS:HG3	1.54	0.90
7:S:101:MYR:H21	3:T:191:LYS:HE2	1.54	0.90
4:U:198:GLN:NE2	6:X:661:THR:HG22	1.87	0.90
6:X:1066:MET:HB3	6:X:1072:THR:HG21	1.54	0.90
3:D:87:PHE:CE1	3:F:121:ALA:HB2	2.07	0.89
3:J:469:VAL:CG2	3:L:575:MET:HE3	1.96	0.89
3:L:450:SER:HA	3:L:453:ASN:HD22	1.37	0.89
7:O:101:MYR:C7	3:P:200:CYS:SG	2.60	0.89
6:X:416:ILE:HG22	6:X:445:PHE:CE2	2.08	0.89
3:J:341:MET:HE2	3:J:341:MET:HA	1.52	0.89
7:K:101:MYR:C14	7:K:101:MYR:C10	2.42	0.89
3:P:346:ASP:HB3	3:P:428:ARG:H	1.35	0.89
3:R:549:LEU:HB3	3:T:644:LEU:HD11	1.51	0.89
6:Y:40:ASN:HB3	6:Y:66:SER:HB3	1.54	0.89
6:Y:996:MET:HA	6:Y:996:MET:CE	2.02	0.89
3:J:271:LEU:HG	3:J:517:LEU:HB2	1.53	0.89
3:L:87:PHE:CE1	3:N:121:ALA:HB2	2.07	0.89
7:M:101:MYR:H21	3:N:191:LYS:HE2	1.54	0.89
3:D:428:ARG:HH11	3:D:428:ARG:HG2	1.35	0.89
3:H:428:ARG:HH11	3:H:428:ARG:HG2	1.35	0.89
2:I:27:THR:HG23	3:N:609:ARG:HH11	1.37	0.89
3:N:271:LEU:HG	3:N:517:LEU:HB2	1.52	0.89
3:P:412:ARG:HH22	3:R:356:THR:CG2	1.86	0.89
3:D:152:ARG:HA	3:D:152:ARG:HH11	1.35	0.89
3:H:450:SER:HA	3:H:453:ASN:HD22	1.37	0.89
7:K:101:MYR:H31	3:L:191:LYS:HG3	1.54	0.89
3:R:609:ARG:HH11	2:S:27:THR:HG23	1.37	0.89
5:W:687:ALA:HB1	5:W:996:ASP:HA	1.54	0.89
6:Y:117:TYR:HB3	6:Y:132:LEU:HD22	1.51	0.89
6:Y:979:ARG:HG3	6:Y:1140:GLU:HG3	1.53	0.89
3:J:87:PHE:CE1	3:L:121:ALA:HB2	2.07	0.89
3:B:271:LEU:HG	3:B:517:LEU:HB2	1.53	0.89
3:P:60:SER:O	5:W:379:VAL:HG21	1.72	0.89
6:X:786:ALA:HB2	6:X:804:HIS:CD2	2.08	0.89
7:I:101:MYR:C7	3:J:200:CYS:SG	2.60	0.89
6:X:453:LEU:HD23	6:X:861:ARG:HA	1.54	0.89
6:Y:988:ALA:HA	6:Y:1133:VAL:HG12	1.55	0.89
6:Y:1170:PRO:HD2	6:Y:1189:THR:HG23	1.52	0.89
3:F:87:PHE:CE1	3:H:121:ALA:HB2	2.07	0.89
3:F:271:LEU:HG	3:F:517:LEU:HB2	1.53	0.89
3:R:87:PHE:CE1	3:T:121:ALA:HB2	2.07	0.89

Continued on next page...

Continued from previous page...

Atom-1	Atom-2	Interatomic distance (Å)	Clash overlap (Å)
3:R:412:ARG:HH22	3:T:356:THR:CG2	1.86	0.89
3:R:450:SER:HA	3:R:453:ASN:HD22	1.37	0.89
5:W:818:PHE:HE2	5:W:989:HIS:ND1	1.71	0.89
6:X:1130:ALA:HB2	6:Y:104:GLN:CB	2.02	0.89
6:Y:902:MET:CG	6:Y:924:ALA:HB2	2.02	0.89
3:P:530:ARG:NE	3:T:472:ARG:HH21	1.71	0.89
5:W:840:CYS:SG	5:W:854:MET:HG3	2.13	0.89
6:Y:198:THR:HG22	6:Y:313:LYS:HB3	1.53	0.89
6:Y:743:THR:HG22	6:Y:825:GLY:HA3	1.55	0.89
7:C:101:MYR:C7	3:D:200:CYS:SG	2.60	0.88
3:D:356:THR:CG2	3:H:412:ARG:HH22	1.86	0.88
3:D:450:SER:HA	3:D:453:ASN:HD22	1.37	0.88
3:L:412:ARG:HH22	3:N:356:THR:CG2	1.86	0.88
3:P:87:PHE:CE1	3:R:121:ALA:HB2	2.07	0.88
3:P:161:LYS:HZ1	3:T:531:THR:HB	1.34	0.88
3:T:428:ARG:HH11	3:T:428:ARG:HG2	1.35	0.88
5:W:114:ASN:HB3	5:W:117:VAL:HG12	1.52	0.88
6:X:237:GLU:HA	6:X:1151:ALA:CB	2.03	0.88
3:P:356:THR:CG2	3:T:412:ARG:HH22	1.86	0.88
3:P:575:MET:HE2	3:T:469:VAL:HG21	1.54	0.88
3:D:418:ASN:HD21	3:F:337:ARG:HH21	1.13	0.88
3:F:412:ARG:HH22	3:H:356:THR:CG2	1.86	0.88
3:F:450:SER:HA	3:F:453:ASN:HD22	1.37	0.88
6:X:1012:ARG:HD3	6:X:1012:ARG:N	1.87	0.88
3:R:548:LYS:HG3	3:T:645:TRP:CZ2	2.08	0.88
6:X:206:LEU:HD22	6:X:206:LEU:H	1.36	0.88
3:R:472:ARG:HH21	3:T:530:ARG:NE	1.70	0.88
5:W:819:ILE:HD11	5:W:896:ILE:HD12	1.54	0.88
5:W:1139:PRO:HG2	5:W:1144:LEU:HD12	1.52	0.88
6:X:801:ARG:HB2	6:X:801:ARG:NH1	1.88	0.88
3:D:548:LYS:HG3	3:F:645:TRP:CZ2	2.08	0.88
7:S:101:MYR:C7	3:T:200:CYS:SG	2.62	0.88
5:W:1074:THR:CG2	5:W:1075:PRO:HD2	2.03	0.88
6:Y:902:MET:HG2	6:Y:924:ALA:HB2	1.54	0.88
7:A:101:MYR:H21	3:B:191:LYS:HE2	1.55	0.88
3:D:53:THR:HG22	3:D:54:SER:N	1.86	0.88
3:J:645:TRP:CZ2	3:N:548:LYS:HG3	2.08	0.88
3:P:121:ALA:HB2	3:T:87:PHE:CE1	2.07	0.88
3:P:548:LYS:HG3	3:R:645:TRP:CZ2	2.08	0.88
3:D:412:ARG:HH22	3:F:356:THR:CG2	1.86	0.88
3:F:435:PRO:CG	3:N:436:TYR:OH	2.21	0.88

Continued on next page...

Continued from previous page...

Atom-1	Atom-2	Interatomic distance (Å)	Clash overlap (Å)
3:J:548:LYS:HG3	3:L:645:TRP:CZ2	2.09	0.88
3:N:450:SER:HA	3:N:453:ASN:HD22	1.37	0.88
3:P:271:LEU:HG	3:P:517:LEU:HB2	1.53	0.88
3:P:645:TRP:CZ2	3:T:548:LYS:HG3	2.08	0.88
3:R:287:PRO:HB3	3:R:509:LEU:HD21	1.56	0.88
6:Y:842:ALA:HB3	6:Y:843:PRO:HD3	1.54	0.88
3:J:412:ARG:HH22	3:L:356:THR:CG2	1.86	0.88
3:J:450:SER:HA	3:J:453:ASN:HD22	1.37	0.88
3:L:548:LYS:HG3	3:N:645:TRP:CZ2	2.08	0.88
3:N:294:TYR:OH	3:N:502:LEU:HA	1.74	0.88
5:W:592:MET:H	5:W:593:PRO:HD2	1.39	0.88
3:F:548:LYS:HG3	3:H:645:TRP:CZ2	2.08	0.88
5:W:1177:ASN:HB2	5:W:1282:THR:HB	1.55	0.88
6:X:937:ALA:HB2	6:X:947:ARG:HA	1.54	0.88
6:Y:996:MET:HA	6:Y:996:MET:HE2	1.54	0.88
3:D:645:TRP:CZ2	3:H:548:LYS:HG3	2.08	0.87
3:F:294:TYR:OH	3:F:502:LEU:HA	1.74	0.87
7:G:101:MYR:H21	3:H:191:LYS:HE2	1.54	0.87
5:W:458:VAL:HG21	5:W:679:LEU:HG	1.54	0.87
3:D:121:ALA:HB2	3:H:87:PHE:CE1	2.07	0.87
4:U:27:GLN:HG2	6:X:880:LEU:CB	2.01	0.87
3:D:294:TYR:OH	3:D:502:LEU:HA	1.74	0.87
7:E:101:MYR:H31	3:F:191:LYS:HG3	1.54	0.87
3:H:294:TYR:OH	3:H:502:LEU:HA	1.74	0.87
3:J:356:THR:CG2	3:N:412:ARG:HH22	1.86	0.87
7:M:101:MYR:C7	3:N:200:CYS:SG	2.62	0.87
3:P:294:TYR:OH	3:P:502:LEU:HA	1.74	0.87
3:P:450:SER:HA	3:P:453:ASN:HD22	1.37	0.87
3:B:294:TYR:OH	3:B:502:LEU:HA	1.74	0.87
7:C:101:MYR:H21	3:D:191:LYS:HE2	1.55	0.87
3:H:287:PRO:HB3	3:H:509:LEU:HD21	1.57	0.87
3:J:287:PRO:HB3	3:J:509:LEU:HD21	1.56	0.87
3:J:337:ARG:HH21	3:N:418:ASN:ND2	1.73	0.87
3:J:418:ASN:ND2	3:L:337:ARG:HH21	1.73	0.87
3:P:354:SER:CB	3:P:419:MET:HA	2.05	0.87
6:X:746:TYR:HA	6:X:750:MET:CE	2.05	0.87
6:Y:158:ARG:HG3	6:Y:1205:ASP:HB3	1.55	0.87
7:G:101:MYR:C7	3:H:200:CYS:SG	2.62	0.87
3:J:298:PHE:CE2	3:N:355:GLY:HA2	2.10	0.87
3:N:354:SER:CB	3:N:419:MET:HA	2.05	0.87
3:R:418:ASN:ND2	3:T:337:ARG:HH21	1.73	0.87

Continued on next page...

Continued from previous page...

Atom-1	Atom-2	Interatomic distance (Å)	Clash overlap (Å)
6:X:189:ASN:HD21	6:X:915:LEU:HA	1.38	0.87
3:J:354:SER:CB	3:J:419:MET:HA	2.05	0.87
3:P:161:LYS:HZ2	3:T:531:THR:HB	1.40	0.87
3:R:354:SER:CB	3:R:419:MET:HA	2.05	0.87
5:W:766:LEU:HD13	5:W:841:ARG:HH22	1.40	0.87
3:B:287:PRO:HB3	3:B:509:LEU:HD21	1.56	0.87
3:D:418:ASN:ND2	3:F:337:ARG:HH21	1.73	0.87
3:F:355:GLY:HA2	3:H:298:PHE:CE2	2.10	0.87
3:F:409:ILE:CD1	3:H:297:ALA:O	2.23	0.87
3:J:609:ARG:HH11	2:K:27:THR:HG23	1.37	0.87
3:P:238:VAL:HG21	3:R:78:MET:HE3	1.54	0.87
3:T:354:SER:CB	3:T:419:MET:HA	2.05	0.87
4:V:192:PHE:CB	6:Y:376:LEU:HD21	2.05	0.87
6:X:682:GLN:HG3	6:X:683:PRO:HD2	1.57	0.87
3:D:287:PRO:HB3	3:D:509:LEU:HD21	1.56	0.87
6:Y:277:VAL:HG12	6:Y:278:LEU:HG	1.56	0.87
6:Y:1103:TRP:CD1	6:Y:1113:PRO:HG2	2.10	0.87
3:D:309:GLU:OE1	3:D:335:PRO:HB3	1.75	0.86
3:D:354:SER:CB	3:D:419:MET:HA	2.05	0.86
3:P:409:ILE:CD1	3:R:297:ALA:O	2.23	0.86
7:I:101:MYR:H21	3:J:191:LYS:HE2	1.55	0.86
3:L:309:GLU:OE1	3:L:335:PRO:HB3	1.76	0.86
3:L:609:ARG:CB	2:M:29:THR:HG22	2.05	0.86
6:X:594:ALA:HA	6:X:608:GLN:NE2	1.90	0.86
6:Y:737:ARG:HG2	6:Y:737:ARG:HH21	1.41	0.86
3:D:409:ILE:CD1	3:F:297:ALA:O	2.23	0.86
3:F:418:ASN:ND2	3:H:337:ARG:HH21	1.73	0.86
3:F:609:ARG:HH11	2:G:27:THR:HG23	1.37	0.86
3:L:418:ASN:ND2	3:N:337:ARG:HH21	1.73	0.86
3:R:355:GLY:HA2	3:T:298:PHE:CE2	2.10	0.86
5:W:836:THR:HG21	5:W:854:MET:HB2	1.57	0.86
3:J:491:ALA:HB2	3:J:592:THR:HB	1.58	0.86
3:P:355:GLY:HA2	3:R:298:PHE:CE2	2.10	0.86
6:X:250:ALA:HB1	6:X:339:LEU:HD11	1.55	0.86
2:C:27:THR:HG23	3:H:609:ARG:HH11	1.37	0.86
7:C:101:MYR:H72	3:D:200:CYS:HG	1.34	0.86
3:D:297:ALA:O	3:H:409:ILE:CD1	2.23	0.86
2:I:29:THR:HG22	3:N:609:ARG:CB	2.06	0.86
3:L:354:SER:CB	3:L:419:MET:HA	2.05	0.86
3:L:355:GLY:HA2	3:N:298:PHE:CE2	2.10	0.86
3:N:287:PRO:HB3	3:N:509:LEU:HD21	1.56	0.86

Continued on next page...

Continued from previous page...

Atom-1	Atom-2	Interatomic distance (Å)	Clash overlap (Å)
3:N:322:TYR:HD2	3:N:327:TYR:CD2	1.93	0.86
3:P:309:GLU:OE1	3:P:335:PRO:HB3	1.76	0.86
3:B:354:SER:CB	3:B:419:MET:HA	2.05	0.86
3:F:287:PRO:HB3	3:F:509:LEU:HD21	1.56	0.86
3:F:309:GLU:OE1	3:F:335:PRO:HB3	1.76	0.86
7:G:101:MYR:H31	3:H:191:LYS:HG3	1.58	0.86
3:J:297:ALA:O	3:N:409:ILE:CD1	2.23	0.86
3:P:337:ARG:HH21	3:T:418:ASN:ND2	1.73	0.86
4:U:22:ASP:HB2	4:U:383:ARG:HD3	1.55	0.86
2:C:29:THR:HG22	3:H:609:ARG:CB	2.05	0.86
3:D:68:PHE:HB3	3:D:140:VAL:CG1	2.05	0.86
3:D:298:PHE:CE2	3:H:355:GLY:HA2	2.10	0.86
3:D:337:ARG:HH21	3:H:418:ASN:ND2	1.73	0.86
3:L:409:ILE:CD1	3:N:297:ALA:O	2.23	0.86
3:P:49:ARG:HH12	3:P:115:THR:HG22	1.41	0.86
3:P:287:PRO:HB3	3:P:509:LEU:HD21	1.56	0.86
3:T:294:TYR:OH	3:T:502:LEU:HA	1.74	0.86
6:X:620:VAL:HG11	6:Y:718:THR:HG21	1.57	0.86
6:Y:419:ILE:HD11	6:Y:662:LEU:HB2	1.58	0.86
3:B:491:ALA:HB2	3:B:592:THR:HB	1.58	0.86
3:P:491:ALA:HB2	3:P:592:THR:HB	1.58	0.86
7:S:101:MYR:H31	3:T:191:LYS:HG3	1.58	0.86
5:W:618:LEU:HD13	5:W:619:LYS:N	1.90	0.86
6:Y:1154:ILE:O	6:Y:1154:ILE:HD12	1.76	0.86
3:D:355:GLY:HA2	3:F:298:PHE:CE2	2.10	0.85
3:D:491:ALA:HB2	3:D:592:THR:HB	1.58	0.85
3:H:309:GLU:OE1	3:H:335:PRO:HB3	1.76	0.85
3:H:494:THR:H	3:H:497:GLU:HB3	1.41	0.85
3:J:294:TYR:OH	3:J:502:LEU:HA	1.74	0.85
3:J:309:GLU:OE1	3:J:335:PRO:HB3	1.75	0.85
3:J:409:ILE:CD1	3:L:297:ALA:O	2.23	0.85
3:L:625:ARG:HG3	3:R:197:ASP:OD1	1.76	0.85
3:T:309:GLU:OE1	3:T:335:PRO:HB3	1.75	0.85
3:T:494:THR:H	3:T:497:GLU:HB3	1.41	0.85
6:Y:367:ARG:O	6:Y:388:MET:HG2	1.76	0.85
6:Y:1093:SER:OG	6:Y:1130:ALA:HB1	1.76	0.85
3:H:58:ILE:HG23	3:H:124:GLY:HA2	1.59	0.85
3:J:435:PRO:HG2	3:T:436:TYR:OH	1.75	0.85
3:L:609:ARG:HH11	2:M:27:THR:HG23	1.37	0.85
3:P:57:THR:HG22	3:P:57:THR:O	1.76	0.85
3:R:628:GLN:NE2	5:W:870:ALA:CA	2.32	0.85

Continued on next page...

Continued from previous page...

Atom-1	Atom-2	Interatomic distance (Å)	Clash overlap (Å)
6:X:1012:ARG:H	6:X:1012:ARG:CD	1.88	0.85
6:X:1149:THR:CG2	6:X:1162:ALA:H	1.89	0.85
3:D:609:ARG:HH11	2:E:27:THR:HG23	1.37	0.85
7:E:101:MYR:C7	3:F:200:CYS:SG	2.65	0.85
3:F:436:TYR:OH	3:N:435:PRO:HG2	1.76	0.85
3:P:298:PHE:CE2	3:T:355:GLY:HA2	2.10	0.85
3:P:472:ARG:NH1	3:R:530:ARG:CG	2.38	0.85
3:R:609:ARG:CB	2:S:29:THR:HG22	2.05	0.85
5:W:103:TYR:HB3	5:W:108:ASN:HD21	1.39	0.85
3:F:609:ARG:CB	2:G:29:THR:HG22	2.06	0.85
3:J:355:GLY:HA2	3:L:298:PHE:CE2	2.10	0.85
3:L:294:TYR:HH	3:L:502:LEU:HA	1.40	0.85
3:R:494:THR:H	3:R:497:GLU:HB3	1.42	0.85
3:H:354:SER:CB	3:H:419:MET:HA	2.05	0.85
3:R:49:ARG:HH12	3:R:115:THR:HG22	1.41	0.85
3:R:294:TYR:OH	3:R:502:LEU:HA	1.74	0.85
3:R:409:ILE:CD1	3:T:297:ALA:O	2.23	0.85
6:X:1130:ALA:HB2	6:Y:104:GLN:HG3	1.57	0.85
7:K:101:MYR:C7	3:L:200:CYS:SG	2.65	0.85
3:L:294:TYR:OH	3:L:502:LEU:HA	1.74	0.85
3:R:309:GLU:OE1	3:R:335:PRO:HB3	1.76	0.85
3:T:287:PRO:HB3	3:T:509:LEU:HD21	1.56	0.85
5:W:246:ASP:HB3	5:W:256:SER:HA	1.56	0.85
5:W:735:LEU:HD21	5:W:759:ILE:O	1.75	0.85
6:Y:599:ILE:HD12	6:Y:631:ILE:HG23	1.59	0.85
3:F:354:SER:CB	3:F:419:MET:HA	2.05	0.85
3:J:84:LYS:HD3	2:K:39:GLY:O	1.77	0.85
2:O:29:THR:HG22	3:T:609:ARG:CB	2.06	0.85
7:O:101:MYR:H21	3:P:191:LYS:HE2	1.55	0.85
3:P:84:LYS:HD3	2:Q:39:GLY:O	1.77	0.85
3:R:491:ALA:HB2	3:R:592:THR:HB	1.58	0.85
5:W:810:LEU:HD23	5:W:1001:ILE:HD13	1.57	0.85
3:L:58:ILE:HG23	3:L:124:GLY:HA2	1.59	0.85
3:N:309:GLU:OE1	3:N:335:PRO:HB3	1.76	0.85
3:P:154:ARG:NH1	3:P:154:ARG:HB3	1.92	0.85
3:P:297:ALA:O	3:T:409:ILE:CD1	2.23	0.85
7:Q:101:MYR:C7	3:R:200:CYS:SG	2.64	0.85
2:C:39:GLY:O	3:H:84:LYS:HD3	1.77	0.85
2:I:21:THR:HG23	3:J:219:LYS:HE2	1.59	0.85
3:J:92:TRP:CD1	3:J:156:VAL:HG21	2.12	0.85
3:J:609:ARG:CB	2:K:29:THR:HG22	2.06	0.85

Continued on next page...

Continued from previous page...

Atom-1	Atom-2	Interatomic distance (Å)	Clash overlap (Å)
3:L:494:THR:H	3:L:497:GLU:HB3	1.42	0.85
2:Q:21:THR:HG23	3:R:219:LYS:HE2	1.59	0.85
6:X:1130:ALA:HB2	6:Y:104:GLN:CG	2.07	0.85
3:F:49:ARG:HH12	3:F:115:THR:HG22	1.41	0.85
3:H:49:ARG:HH12	3:H:115:THR:HG22	1.41	0.85
3:H:154:ARG:HB3	3:H:154:ARG:NH1	1.92	0.85
3:L:287:PRO:HB3	3:L:509:LEU:HD21	1.56	0.85
3:T:49:ARG:HH12	3:T:115:THR:HG22	1.41	0.85
6:Y:410:HIS:CD2	6:Y:411:GLN:N	2.44	0.85
3:F:494:THR:H	3:F:497:GLU:HB3	1.42	0.84
2:K:28:SER:HB3	3:L:216:PRO:HD2	1.59	0.84
3:N:92:TRP:CD1	3:N:156:VAL:HG21	2.12	0.84
3:N:491:ALA:HB2	3:N:592:THR:HB	1.58	0.84
3:P:418:ASN:ND2	3:R:337:ARG:HH21	1.73	0.84
6:X:455:GLN:OE1	6:X:455:GLN:HA	1.75	0.84
3:F:58:ILE:HG23	3:F:124:GLY:HA2	1.59	0.84
2:K:21:THR:HG23	3:L:219:LYS:HE2	1.59	0.84
3:L:491:ALA:HB2	3:L:592:THR:HB	1.58	0.84
3:P:92:TRP:CD1	3:P:156:VAL:HG21	2.12	0.84
3:R:92:TRP:CD1	3:R:156:VAL:HG21	2.12	0.84
6:X:1090:PRO:O	6:X:1129:THR:HG23	1.75	0.84
2:C:28:SER:HB3	3:D:216:PRO:HD2	1.59	0.84
3:H:491:ALA:HB2	3:H:592:THR:HB	1.58	0.84
3:J:154:ARG:HB3	3:J:154:ARG:NH1	1.92	0.84
3:P:472:ARG:HH12	3:R:530:ARG:CG	1.90	0.84
5:W:424:SER:HB3	5:W:425:PRO:HD3	1.57	0.84
6:Y:995:PRO:HD2	6:Y:1119:ILE:HG12	1.58	0.84
3:D:494:THR:H	3:D:497:GLU:HB3	1.42	0.84
3:F:154:ARG:HB3	3:F:154:ARG:NH1	1.92	0.84
2:O:39:GLY:O	3:T:84:LYS:HD3	1.77	0.84
3:P:472:ARG:HH12	3:R:530:ARG:HG3	1.41	0.84
6:X:656:PHE:CE1	6:X:675:MET:HB2	2.13	0.84
3:B:494:THR:H	3:B:497:GLU:HB3	1.41	0.84
3:D:154:ARG:HB3	3:D:154:ARG:NH1	1.92	0.84
3:L:92:TRP:CD1	3:L:156:VAL:HG21	2.12	0.84
3:N:494:THR:H	3:N:497:GLU:HB3	1.42	0.84
5:W:625:ARG:HH11	5:W:625:ARG:HG2	1.42	0.84
3:D:92:TRP:CD1	3:D:156:VAL:HG21	2.12	0.84
3:F:491:ALA:HB2	3:F:592:THR:HB	1.58	0.84
7:I:101:MYR:H31	3:J:191:LYS:HG3	1.60	0.84
3:N:49:ARG:HH12	3:N:115:THR:HG22	1.41	0.84

Continued on next page...

Continued from previous page...

Atom-1	Atom-2	Interatomic distance (Å)	Clash overlap (Å)
3:P:203:TYR:HB3	3:P:206:GLU:HB3	1.60	0.84
3:P:609:ARG:CB	2:Q:29:THR:HG22	2.06	0.84
3:R:58:ILE:HG23	3:R:124:GLY:HA2	1.59	0.84
3:R:154:ARG:HB3	3:R:154:ARG:NH1	1.92	0.84
5:W:832:LEU:HB3	5:W:890:CYS:SG	2.17	0.84
6:X:827:THR:HG22	6:X:828:GLU:N	1.92	0.84
2:C:21:THR:HG23	3:D:219:LYS:HE2	1.59	0.84
3:P:609:ARG:HH11	2:Q:27:THR:HG23	1.37	0.84
5:W:497:LEU:HD11	5:W:617:VAL:HG21	1.60	0.84
3:D:58:ILE:H	3:D:58:ILE:HD12	1.39	0.84
3:D:358:LEU:HD22	3:D:417:PHE:CD1	2.13	0.84
3:D:609:ARG:CB	2:E:29:THR:HG22	2.06	0.84
2:E:28:SER:HB3	3:F:216:PRO:HD2	1.59	0.84
3:N:154:ARG:HB3	3:N:154:ARG:NH1	1.92	0.84
4:U:198:GLN:NE2	6:X:661:THR:CG2	2.40	0.84
6:X:616:SER:HB3	6:Y:723:ASP:HB2	0.90	0.84
6:X:787:ARG:HE	6:X:925:LEU:HD13	1.43	0.84
6:Y:1122:PRO:HA	6:Y:1159:GLY:HA3	1.60	0.84
3:B:203:TYR:HB3	3:B:206:GLU:HB3	1.60	0.84
3:B:309:GLU:OE1	3:B:335:PRO:HB3	1.75	0.84
3:B:358:LEU:HD22	3:B:417:PHE:CD1	2.13	0.84
2:E:21:THR:HG23	3:F:219:LYS:HE2	1.59	0.84
3:L:154:ARG:HB3	3:L:154:ARG:NH1	1.92	0.84
3:T:58:ILE:HG23	3:T:124:GLY:HA2	1.58	0.84
3:F:92:TRP:CD1	3:F:156:VAL:HG21	2.12	0.84
3:F:358:LEU:HD22	3:F:417:PHE:CD1	2.13	0.84
7:M:101:MYR:H31	3:N:191:LYS:HG3	1.58	0.84
3:T:491:ALA:HB2	3:T:592:THR:HB	1.58	0.84
6:X:1106:LYS:HB3	6:X:1113:PRO:HG2	1.60	0.84
3:B:58:ILE:HG23	3:B:124:GLY:HA2	1.59	0.83
3:J:203:TYR:HB3	3:J:206:GLU:HB3	1.60	0.83
3:N:358:LEU:HD22	3:N:417:PHE:CD1	2.13	0.83
3:P:494:THR:H	3:P:497:GLU:HB3	1.41	0.83
2:S:28:SER:HB3	3:T:216:PRO:HD2	1.59	0.83
6:X:705:ILE:HG21	6:X:737:ARG:HB3	1.57	0.83
7:A:101:MYR:H31	3:B:191:LYS:HG3	1.60	0.83
3:D:50:PRO:HA	3:D:61:LEU:HA	1.59	0.83
2:O:21:THR:HG23	3:P:219:LYS:HE2	1.59	0.83
2:S:21:THR:HG23	3:T:219:LYS:HE2	1.59	0.83
2:A:21:THR:HG23	3:B:219:LYS:HE2	1.59	0.83
3:D:57:THR:O	3:D:60:SER:HB3	1.78	0.83

Continued on next page...

Continued from previous page...

Atom-1	Atom-2	Interatomic distance (Å)	Clash overlap (Å)
3:N:58:ILE:HG23	3:N:124:GLY:HA2	1.58	0.83
2:O:28:SER:HB3	3:P:216:PRO:HD2	1.60	0.83
5:W:5:PHE:HA	5:W:344:GLY:HA3	1.60	0.83
6:X:277:VAL:HG13	6:X:278:LEU:HD13	1.60	0.83
6:X:782:ASN:OD1	6:X:806:THR:HG21	1.77	0.83
6:X:1032:ILE:HD13	6:X:1038:PRO:HB3	1.60	0.83
3:D:360:TYR:HB2	3:D:367:SER:HB2	1.61	0.83
3:L:358:LEU:HD22	3:L:417:PHE:CD1	2.13	0.83
3:N:360:TYR:HB2	3:N:367:SER:HB2	1.61	0.83
3:B:92:TRP:CD1	3:B:156:VAL:HG21	2.12	0.83
3:B:154:ARG:HB3	3:B:154:ARG:NH1	1.92	0.83
3:H:92:TRP:CD1	3:H:156:VAL:HG21	2.12	0.83
3:J:575:MET:HE3	3:N:469:VAL:CG2	1.98	0.83
3:T:92:TRP:CD1	3:T:156:VAL:HG21	2.12	0.83
3:J:237:GLU:HG3	3:L:142:ILE:CD1	2.08	0.83
3:L:322:TYR:CE1	3:L:396:VAL:HB	2.14	0.83
3:P:530:ARG:HE	3:T:472:ARG:HH21	0.86	0.83
6:X:587:MET:HE1	6:X:599:ILE:HD11	1.59	0.83
6:X:1182:ASN:ND2	6:X:1184:LEU:HB2	1.94	0.83
7:C:101:MYR:H31	3:D:191:LYS:HG3	1.60	0.83
3:F:291:PRO:HB2	3:F:467:THR:CG2	2.09	0.83
6:X:655:GLU:CD	6:X:655:GLU:H	1.81	0.83
6:Y:210:ILE:HB	6:Y:239:ALA:HB3	1.60	0.83
6:Y:355:LYS:HZ3	6:Y:1156:THR:CG2	1.89	0.83
3:F:294:TYR:HH	3:F:502:LEU:HA	1.44	0.83
3:H:203:TYR:HB3	3:H:206:GLU:HB3	1.60	0.83
3:H:360:TYR:HB2	3:H:367:SER:HB2	1.61	0.83
3:J:358:LEU:HD22	3:J:417:PHE:CD1	2.13	0.83
3:P:59:ASP:O	5:W:379:VAL:CG1	2.26	0.83
3:R:203:TYR:HB3	3:R:206:GLU:HB3	1.60	0.83
5:W:39:LEU:H	5:W:89:HIS:CE1	1.96	0.83
5:W:748:ARG:HG2	5:W:757:THR:HG22	1.61	0.83
2:I:39:GLY:O	3:N:84:LYS:HD3	1.77	0.83
3:T:154:ARG:NH1	3:T:154:ARG:HB3	1.92	0.83
6:X:987:THR:HG22	6:X:989:THR:HG23	1.61	0.83
3:H:431:ILE:CD1	3:H:437:ILE:CG2	2.54	0.83
2:O:27:THR:HG23	3:T:609:ARG:HH11	1.37	0.83
4:U:18:ALA:HB1	4:U:19:PRO:HD2	1.59	0.83
3:B:380:VAL:HG11	3:B:384:GLN:HG2	1.60	0.82
3:D:380:VAL:HG11	3:D:384:GLN:HG2	1.60	0.82
3:L:203:TYR:HB3	3:L:206:GLU:HB3	1.60	0.82

Continued on next page...

Continued from previous page...

Atom-1	Atom-2	Interatomic distance (Å)	Clash overlap (Å)
2:M:21:THR:HG23	3:N:219:LYS:HE2	1.59	0.82
7:O:101:MYR:H31	3:P:191:LYS:HG3	1.60	0.82
3:P:360:TYR:HB2	3:P:367:SER:HB2	1.60	0.82
3:R:416:ARG:HB2	3:T:298:PHE:HE1	1.44	0.82
5:W:1281:ALA:O	5:W:1282:THR:HG22	1.78	0.82
6:X:787:ARG:CG	6:X:787:ARG:NH2	2.27	0.82
6:X:931:ILE:HD11	6:Y:689:VAL:CG1	2.08	0.82
3:B:360:TYR:HB2	3:B:367:SER:HB2	1.61	0.82
7:E:101:MYR:C2	3:F:191:LYS:NZ	2.42	0.82
2:G:21:THR:HG23	3:H:219:LYS:HE2	1.59	0.82
3:J:360:TYR:HB2	3:J:367:SER:HB2	1.61	0.82
3:L:49:ARG:HH12	3:L:115:THR:HG22	1.41	0.82
3:N:291:PRO:HB2	3:N:467:THR:CG2	2.09	0.82
3:R:358:LEU:HD22	3:R:417:PHE:CD1	2.13	0.82
3:T:358:LEU:HD22	3:T:417:PHE:CD1	2.13	0.82
3:F:203:TYR:HB3	3:F:206:GLU:HB3	1.60	0.82
2:G:28:SER:HB3	3:H:216:PRO:HD2	1.59	0.82
3:P:380:VAL:HG11	3:P:384:GLN:HG2	1.60	0.82
5:W:516:MET:HG3	5:W:577:LEU:HD22	1.59	0.82
6:Y:742:MET:HB3	6:Y:825:GLY:O	1.80	0.82
3:B:49:ARG:HH12	3:B:115:THR:HG22	1.41	0.82
3:D:84:LYS:HD3	2:E:39:GLY:O	1.77	0.82
2:I:28:SER:HB3	3:J:216:PRO:HD2	1.59	0.82
3:P:358:LEU:HD22	3:P:417:PHE:CD1	2.13	0.82
3:R:176:ALA:HB1	3:R:628:GLN:HG3	1.62	0.82
6:X:317:PHE:HB2	6:X:373:ARG:NH2	1.94	0.82
3:J:380:VAL:HG11	3:J:384:GLN:HG2	1.60	0.82
7:K:101:MYR:C2	3:L:191:LYS:NZ	2.42	0.82
2:M:28:SER:HB3	3:N:216:PRO:HD2	1.59	0.82
3:P:322:TYR:O	3:P:323:SER:OG	1.96	0.82
5:W:198:ARG:HH21	6:X:648:ALA:HB1	1.43	0.82
3:D:317:ARG:NH1	3:D:448:PRO:HB2	1.95	0.82
3:P:317:ARG:NH1	3:P:448:PRO:HB2	1.95	0.82
2:Q:28:SER:HB3	3:R:216:PRO:HD2	1.59	0.82
4:V:192:PHE:HA	6:Y:376:LEU:HD23	1.60	0.82
6:X:237:GLU:HA	6:X:1151:ALA:HB3	1.62	0.82
6:X:425:ASN:N	6:X:425:ASN:HD22	1.77	0.82
3:D:298:PHE:HE1	3:H:416:ARG:HB2	1.45	0.82
3:J:176:ALA:HB1	3:J:628:GLN:HG3	1.62	0.82
3:J:494:THR:H	3:J:497:GLU:HB3	1.42	0.82
3:P:59:ASP:O	5:W:379:VAL:HG12	1.79	0.82

Continued on next page...

Continued from previous page...

Atom-1	Atom-2	Interatomic distance (Å)	Clash overlap (Å)
3:T:176:ALA:HB1	3:T:628:GLN:HG3	1.62	0.82
3:T:380:VAL:HG11	3:T:384:GLN:HG2	1.60	0.82
3:T:431:ILE:CD1	3:T:437:ILE:CG2	2.54	0.82
6:X:247:THR:CG2	6:X:308:ASN:OD1	2.28	0.82
6:Y:244:VAL:HG21	6:Y:265:PRO:HA	1.62	0.82
3:H:358:LEU:HD22	3:H:417:PHE:CD1	2.13	0.82
3:T:317:ARG:NH1	3:T:448:PRO:HB2	1.95	0.82
6:X:409:MET:HB2	6:X:445:PHE:O	1.79	0.82
6:X:875:GLN:NE2	6:X:930:ARG:HG2	1.94	0.82
6:Y:707:PHE:O	6:Y:710:ARG:HG2	1.78	0.82
3:F:372:ALA:HB3	3:F:444:LEU:HD12	1.62	0.82
3:F:602:SER:OG	3:H:171:THR:HG21	1.80	0.82
3:J:416:ARG:HB2	3:L:298:PHE:HE1	1.44	0.82
3:L:602:SER:OG	3:N:171:THR:HG21	1.80	0.82
3:T:381:PRO:HG3	3:T:436:TYR:CZ	2.15	0.82
5:W:764:THR:HG21	5:W:1004:VAL:HA	1.62	0.82
3:F:360:TYR:HB2	3:F:367:SER:HB2	1.61	0.82
3:H:317:ARG:NH1	3:H:448:PRO:HB2	1.95	0.82
3:L:149:ILE:O	3:L:153:MET:HB2	1.80	0.82
3:L:360:TYR:HB2	3:L:367:SER:HB2	1.61	0.82
3:L:372:ALA:HB3	3:L:444:LEU:HD12	1.62	0.82
3:L:416:ARG:HB2	3:N:298:PHE:HE1	1.45	0.82
3:N:149:ILE:O	3:N:153:MET:HB2	1.80	0.82
3:P:602:SER:OG	3:R:171:THR:HG21	1.80	0.82
3:D:171:THR:HG21	3:H:602:SER:OG	1.80	0.81
3:D:281:PRO:HD3	3:F:622:GLU:OE1	1.80	0.81
3:D:372:ALA:HB3	3:D:444:LEU:HD12	1.62	0.81
3:D:381:PRO:HG3	3:D:436:TYR:CZ	2.15	0.81
3:D:602:SER:OG	3:F:171:THR:HG21	1.80	0.81
3:J:372:ALA:HB3	3:J:444:LEU:HD12	1.62	0.81
3:N:431:ILE:CD1	3:N:437:ILE:CG2	2.54	0.81
3:P:298:PHE:HE1	3:T:416:ARG:HB2	1.45	0.81
3:R:602:SER:OG	3:T:171:THR:HG21	1.80	0.81
5:W:398:LEU:H	5:W:398:LEU:HD23	1.44	0.81
5:W:748:ARG:NH1	5:W:789:ARG:HA	1.94	0.81
3:B:381:PRO:HG3	3:B:436:TYR:CZ	2.15	0.81
3:D:176:ALA:HB1	3:D:628:GLN:HG3	1.62	0.81
3:D:291:PRO:HB2	3:D:467:THR:CG2	2.09	0.81
3:F:381:PRO:HG3	3:F:436:TYR:CZ	2.15	0.81
3:L:291:PRO:HB2	3:L:467:THR:CG2	2.09	0.81
3:N:380:VAL:HG11	3:N:384:GLN:HG2	1.60	0.81

Continued on next page...

Continued from previous page...

Atom-1	Atom-2	Interatomic distance (Å)	Clash overlap (Å)
3:T:203:TYR:HB3	3:T:206:GLU:HB3	1.60	0.81
6:X:958:HIS:CD2	6:X:959:ARG:HH21	1.97	0.81
6:Y:652:GLN:HA	6:Y:773:ARG:HD3	1.62	0.81
2:A:28:SER:HB3	3:B:216:PRO:HD2	1.59	0.81
3:B:372:ALA:HB3	3:B:444:LEU:HD12	1.62	0.81
3:D:203:TYR:HB3	3:D:206:GLU:HB3	1.60	0.81
3:D:416:ARG:HB2	3:F:298:PHE:HE1	1.44	0.81
3:F:317:ARG:NH1	3:F:448:PRO:HB2	1.95	0.81
3:H:149:ILE:O	3:H:153:MET:HB2	1.80	0.81
3:H:170:LEU:HD12	3:H:170:LEU:O	1.81	0.81
3:H:372:ALA:HB3	3:H:444:LEU:HD12	1.62	0.81
3:H:381:PRO:HG3	3:H:436:TYR:CZ	2.15	0.81
3:J:317:ARG:NH1	3:J:448:PRO:HB2	1.95	0.81
3:L:170:LEU:HD12	3:L:170:LEU:O	1.81	0.81
3:N:203:TYR:HB3	3:N:206:GLU:HB3	1.60	0.81
3:P:149:ILE:O	3:P:153:MET:HB2	1.80	0.81
3:R:317:ARG:NH1	3:R:448:PRO:HB2	1.95	0.81
3:T:360:TYR:HB2	3:T:367:SER:HB2	1.61	0.81
4:U:27:GLN:O	6:X:882:PRO:HD3	1.80	0.81
5:W:823:THR:HG21	5:W:846:ILE:HG12	1.60	0.81
5:W:1096:PHE:H	5:W:1096:PHE:HD1	1.25	0.81
6:X:222:PHE:O	6:X:1154:ILE:HG23	1.79	0.81
6:X:606:MET:HE2	6:Y:718:THR:HG23	0.84	0.81
6:X:996:MET:HE2	6:X:996:MET:HA	1.60	0.81
6:Y:196:GLU:OE1	6:Y:313:LYS:HB2	1.80	0.81
6:Y:773:ARG:HB2	6:Y:773:ARG:HH11	1.45	0.81
3:D:431:ILE:CD1	3:D:437:ILE:CG2	2.54	0.81
3:J:171:THR:HG21	3:N:602:SER:OG	1.80	0.81
3:J:281:PRO:HD3	3:L:622:GLU:OE1	1.81	0.81
3:N:291:PRO:CB	3:N:467:THR:CG2	2.56	0.81
3:P:416:ARG:HB2	3:R:298:PHE:HE1	1.44	0.81
4:U:224:ASN:ND2	4:U:346:LEU:HD11	1.95	0.81
6:Y:778:ASP:HA	6:Y:940:GLN:HB3	1.60	0.81
3:B:317:ARG:NH1	3:B:448:PRO:HB2	1.95	0.81
3:F:431:ILE:CD1	3:F:437:ILE:CG2	2.54	0.81
3:J:530:ARG:NE	3:N:472:ARG:NH2	2.28	0.81
3:L:317:ARG:NH1	3:L:448:PRO:HB2	1.95	0.81
3:P:176:ALA:HB1	3:P:628:GLN:HG3	1.62	0.81
3:P:622:GLU:OE1	3:T:281:PRO:HD3	1.81	0.81
3:R:291:PRO:HB2	3:R:467:THR:CG2	2.09	0.81
6:Y:575:MET:HE1	6:Y:747:ILE:HD11	1.63	0.81

Continued on next page...

Continued from previous page...

Atom-1	Atom-2	Interatomic distance (Å)	Clash overlap (Å)
3:D:530:ARG:NE	3:H:472:ARG:NH2	2.28	0.81
3:N:381:PRO:HG3	3:N:436:TYR:CZ	2.15	0.81
7:Q:101:MYR:C2	3:R:191:LYS:NZ	2.42	0.81
3:R:149:ILE:O	3:R:153:MET:HB2	1.81	0.81
3:R:381:PRO:HG3	3:R:436:TYR:CZ	2.15	0.81
6:Y:220:ILE:HG22	6:Y:221:GLY:H	1.45	0.81
3:B:149:ILE:O	3:B:153:MET:HB2	1.80	0.81
3:J:149:ILE:O	3:J:153:MET:HB2	1.80	0.81
3:J:170:LEU:O	3:J:170:LEU:HD12	1.81	0.81
6:Y:231:MET:HE3	6:Y:347:ARG:HH12	1.46	0.81
6:Y:543:THR:HG22	6:Y:577:SER:H	1.46	0.81
3:F:380:VAL:HG11	3:F:384:GLN:HG2	1.60	0.81
3:H:176:ALA:HB1	3:H:628:GLN:HG3	1.62	0.81
3:H:358:LEU:CD2	3:H:417:PHE:CE1	2.64	0.81
3:L:380:VAL:HG11	3:L:384:GLN:HG2	1.60	0.81
3:N:170:LEU:O	3:N:170:LEU:HD12	1.81	0.81
7:S:101:MYR:C2	3:T:191:LYS:NZ	2.44	0.81
3:T:372:ALA:HB3	3:T:444:LEU:HD12	1.62	0.81
3:F:416:ARG:HB2	3:H:298:PHE:HE1	1.45	0.81
3:F:469:VAL:CG2	3:H:575:MET:HE3	1.98	0.81
3:L:358:LEU:CD2	3:L:417:PHE:CE1	2.64	0.81
3:L:381:PRO:HG3	3:L:436:TYR:CZ	2.15	0.81
3:R:360:TYR:HB2	3:R:367:SER:HB2	1.61	0.81
3:R:372:ALA:HB3	3:R:444:LEU:HD12	1.62	0.81
5:W:736:VAL:HG21	5:W:780:LEU:HD21	1.63	0.81
6:Y:627:ASN:HD22	6:Y:630:LEU:HG	1.43	0.81
6:Y:692:THR:HG23	6:Y:693:TYR:CD1	2.15	0.81
3:D:358:LEU:CD2	3:D:417:PHE:CE1	2.64	0.81
3:J:291:PRO:HB2	3:J:467:THR:CG2	2.09	0.81
3:J:381:PRO:HG3	3:J:436:TYR:CZ	2.15	0.81
3:J:602:SER:OG	3:L:171:THR:HG21	1.80	0.81
3:P:381:PRO:HG3	3:P:436:TYR:CZ	2.15	0.81
3:P:575:MET:HB2	3:T:469:VAL:HG23	1.63	0.81
3:T:149:ILE:O	3:T:153:MET:HB2	1.80	0.81
6:X:242:ARG:HH21	6:X:1085:LEU:HD13	1.43	0.81
3:D:469:VAL:HG23	3:F:575:MET:HB2	1.63	0.80
3:F:170:LEU:O	3:F:170:LEU:HD12	1.81	0.80
3:H:291:PRO:HB2	3:H:467:THR:CG2	2.09	0.80
3:J:298:PHE:HE1	3:N:416:ARG:HB2	1.45	0.80
3:N:317:ARG:NH1	3:N:448:PRO:HB2	1.95	0.80
4:U:242:ASN:HD21	4:U:244:ASP:HB3	1.46	0.80

Continued on next page...

Continued from previous page...

Atom-1	Atom-2	Interatomic distance (Å)	Clash overlap (Å)
6:X:875:GLN:HG3	6:X:876:ASP:H	1.46	0.80
3:D:294:TYR:HH	3:D:502:LEU:HA	1.45	0.80
3:H:380:VAL:HG11	3:H:384:GLN:HG2	1.60	0.80
3:R:281:PRO:HD3	3:T:622:GLU:OE1	1.81	0.80
4:U:16:GLN:HG2	4:U:20:LEU:HD21	1.62	0.80
5:W:1134:VAL:HG22	5:W:1219:ILE:HD11	1.63	0.80
6:X:697:MET:HG2	6:X:744:PRO:HA	1.64	0.80
3:B:481:VAL:HG12	3:B:482:ASP:H	1.47	0.80
3:F:149:ILE:O	3:F:153:MET:HB2	1.80	0.80
3:F:358:LEU:CD2	3:F:417:PHE:CE1	2.64	0.80
3:H:291:PRO:CB	3:H:467:THR:CG2	2.56	0.80
3:P:481:VAL:HG12	3:P:482:ASP:H	1.47	0.80
3:R:380:VAL:HG11	3:R:384:GLN:HG2	1.60	0.80
3:R:431:ILE:CD1	3:R:437:ILE:CG2	2.54	0.80
5:W:9:LEU:HD13	5:W:318:VAL:HG21	1.63	0.80
5:W:823:THR:HG23	5:W:850:LEU:HD13	1.63	0.80
3:D:149:ILE:O	3:D:153:MET:HB2	1.80	0.80
3:F:237:GLU:CB	3:H:46:LYS:HZ1	1.94	0.80
3:J:575:MET:CB	3:N:469:VAL:HG23	2.12	0.80
3:N:176:ALA:HB1	3:N:628:GLN:HG3	1.62	0.80
3:P:372:ALA:HB3	3:P:444:LEU:HD12	1.62	0.80
4:U:135:MET:O	4:U:138:ILE:HG22	1.80	0.80
3:B:431:ILE:CD1	3:B:437:ILE:CG2	2.54	0.80
3:D:68:PHE:HB3	3:D:140:VAL:HG12	1.62	0.80
3:D:469:VAL:HG23	3:F:575:MET:CB	2.12	0.80
3:F:176:ALA:HB1	3:F:628:GLN:HG3	1.62	0.80
3:F:281:PRO:HD3	3:H:622:GLU:OE1	1.81	0.80
3:F:355:GLY:CA	3:H:298:PHE:CE2	2.65	0.80
3:F:469:VAL:HG23	3:H:575:MET:CB	2.12	0.80
3:L:469:VAL:HG23	3:N:575:MET:CB	2.12	0.80
3:P:431:ILE:CD1	3:P:437:ILE:CG2	2.54	0.80
3:P:575:MET:CB	3:T:469:VAL:HG23	2.12	0.80
3:R:469:VAL:HG23	3:T:575:MET:HB2	1.63	0.80
4:U:171:THR:O	4:U:175:MET:HG3	1.81	0.80
3:B:291:PRO:CB	3:B:467:THR:CG2	2.56	0.80
3:D:46:LYS:HZ1	3:H:237:GLU:CB	1.93	0.80
3:D:53:THR:CG2	3:D:54:SER:H	1.92	0.80
3:F:274:ILE:CD1	3:F:514:LEU:HD22	2.10	0.80
3:H:92:TRP:CZ3	3:H:210:VAL:HG11	2.17	0.80
3:H:274:ILE:CD1	3:H:514:LEU:HD22	2.10	0.80
3:L:237:GLU:CB	3:N:46:LYS:HZ1	1.93	0.80

Continued on next page...

Continued from previous page...

Atom-1	Atom-2	Interatomic distance (Å)	Clash overlap (Å)
3:L:469:VAL:HG23	3:N:575:MET:HB2	1.63	0.80
3:N:274:ILE:CD1	3:N:514:LEU:HD22	2.10	0.80
3:P:171:THR:HG21	3:T:602:SER:OG	1.80	0.80
3:P:237:GLU:CD	3:R:46:LYS:HZ1	1.85	0.80
3:P:298:PHE:CE2	3:T:355:GLY:CA	2.65	0.80
3:P:355:GLY:CA	3:R:298:PHE:CE2	2.65	0.80
3:T:92:TRP:CZ3	3:T:210:VAL:HG11	2.17	0.80
5:W:306:ARG:HD3	5:W:341:MET:HE2	1.64	0.80
5:W:1130:PRO:HB2	5:W:1158:ASP:OD2	1.80	0.80
6:X:754:GLU:O	6:X:758:LEU:HB2	1.82	0.80
3:D:472:ARG:NH2	3:F:530:ARG:NE	2.28	0.80
3:L:176:ALA:HB1	3:L:628:GLN:HG3	1.62	0.80
3:L:469:VAL:CG2	3:N:575:MET:HE3	1.98	0.80
3:N:481:VAL:HG12	3:N:482:ASP:H	1.47	0.80
3:T:291:PRO:HB2	3:T:467:THR:CG2	2.09	0.80
4:U:245:GLN:HE21	4:U:246:ALA:N	1.78	0.80
4:U:341:TRP:HA	4:U:346:LEU:HD12	1.64	0.80
5:W:248:LEU:HD23	5:W:254:LEU:HD22	1.61	0.80
5:W:303:LEU:HA	5:W:341:MET:HE1	1.63	0.80
6:X:827:THR:HG21	6:X:831:LEU:CD2	2.11	0.80
3:B:176:ALA:HB1	3:B:628:GLN:HG3	1.62	0.80
3:D:575:MET:HB2	3:H:469:VAL:HG23	1.63	0.80
3:F:92:TRP:CZ3	3:F:210:VAL:HG11	2.17	0.80
3:L:355:GLY:CA	3:N:298:PHE:CE2	2.65	0.80
3:L:625:ARG:CG	3:R:197:ASP:OD1	2.28	0.80
3:P:116:SER:HB3	3:P:133:ASN:N	1.97	0.80
3:P:291:PRO:HB2	3:P:467:THR:CG2	2.09	0.80
3:P:358:LEU:CD2	3:P:417:PHE:CE1	2.64	0.80
3:R:358:LEU:CD2	3:R:417:PHE:CE1	2.64	0.80
3:R:469:VAL:HG23	3:T:575:MET:CB	2.12	0.80
3:T:358:LEU:CD2	3:T:417:PHE:CE1	2.64	0.80
3:D:92:TRP:CZ3	3:D:210:VAL:HG11	2.17	0.80
3:D:354:SER:HB3	3:D:419:MET:HA	1.64	0.80
3:D:622:GLU:OE1	3:H:281:PRO:HD3	1.81	0.80
7:G:101:MYR:C2	3:H:191:LYS:NZ	2.44	0.80
3:J:51:VAL:CG1	3:J:60:SER:O	2.28	0.80
3:J:431:ILE:CD1	3:J:437:ILE:CG2	2.54	0.80
3:N:358:LEU:CD2	3:N:417:PHE:CE1	2.64	0.80
3:P:472:ARG:HH12	3:R:530:ARG:HD3	1.45	0.80
3:T:481:VAL:HG12	3:T:482:ASP:H	1.47	0.80
6:X:528:PHE:CE1	6:X:575:MET:HE3	2.17	0.80

Continued on next page...

Continued from previous page...

Atom-1	Atom-2	Interatomic distance (Å)	Clash overlap (Å)
6:X:958:HIS:HD2	6:X:959:ARG:HH21	1.28	0.80
6:Y:593:LEU:HB2	6:Y:596:PRO:HG2	1.64	0.80
3:B:170:LEU:O	3:B:170:LEU:HD12	1.81	0.80
3:J:355:GLY:CA	3:L:298:PHE:CE2	2.65	0.80
3:J:358:LEU:CD2	3:J:417:PHE:CE1	2.64	0.80
3:P:170:LEU:HD12	3:P:170:LEU:O	1.80	0.80
3:R:355:GLY:CA	3:T:298:PHE:CE2	2.65	0.80
3:T:170:LEU:HD12	3:T:170:LEU:O	1.81	0.80
3:T:291:PRO:CB	3:T:467:THR:CG2	2.55	0.80
4:V:181:PRO:HG2	6:Y:412:ASP:OD2	1.82	0.80
5:W:71:HIS:CE1	5:W:73:ALA:HB3	2.17	0.80
6:X:195:ILE:O	6:X:195:ILE:CG2	2.28	0.80
3:B:358:LEU:CD2	3:B:417:PHE:CE1	2.64	0.79
3:F:409:ILE:HD13	3:H:297:ALA:O	1.83	0.79
3:J:469:VAL:HG23	3:L:575:MET:CB	2.12	0.79
3:L:469:VAL:HG21	3:N:575:MET:HE2	1.65	0.79
3:P:469:VAL:HG23	3:R:575:MET:CB	2.12	0.79
4:U:32:CYS:HB3	6:X:958:HIS:HE1	1.06	0.79
5:W:35:GLN:HG3	5:W:96:VAL:HG21	1.64	0.79
6:Y:1168:ARG:HB3	6:Y:1190:LEU:HD23	1.64	0.79
3:D:170:LEU:HD12	3:D:170:LEU:O	1.81	0.79
3:P:92:TRP:CZ3	3:P:210:VAL:HG11	2.17	0.79
6:Y:653:PRO:HA	6:Y:678:PRO:O	1.83	0.79
7:A:101:MYR:H143	7:A:101:MYR:C10	2.11	0.79
3:B:291:PRO:HB2	3:B:467:THR:CG2	2.09	0.79
3:D:297:ALA:O	3:H:409:ILE:HD13	1.83	0.79
3:H:116:SER:HB3	3:H:133:ASN:N	1.97	0.79
3:J:291:PRO:CB	3:J:467:THR:CG2	2.56	0.79
3:J:622:GLU:OE1	3:N:281:PRO:HD3	1.81	0.79
7:M:101:MYR:C2	3:N:191:LYS:NZ	2.44	0.79
3:P:575:MET:HE2	3:T:469:VAL:CG2	2.09	0.79
3:R:170:LEU:O	3:R:170:LEU:HD12	1.81	0.79
6:Y:589:LEU:HG	6:Y:593:LEU:HD21	1.63	0.79
3:D:343:ALA:HB2	3:D:478:GLY:O	1.83	0.79
3:J:358:LEU:CG	3:J:417:PHE:HE1	1.96	0.79
3:L:92:TRP:CZ3	3:L:210:VAL:HG11	2.17	0.79
3:L:431:ILE:CD1	3:L:437:ILE:CG2	2.54	0.79
3:P:281:PRO:HD3	3:R:622:GLU:OE1	1.81	0.79
3:R:92:TRP:CZ3	3:R:210:VAL:HG11	2.17	0.79
3:R:409:ILE:HD13	3:T:297:ALA:O	1.82	0.79
4:U:220:THR:HG21	4:U:404:VAL:HA	1.65	0.79

Continued on next page...

Continued from previous page...

Atom-1	Atom-2	Interatomic distance (Å)	Clash overlap (Å)
5:W:477:ARG:HA	5:W:650:VAL:HG11	1.64	0.79
6:X:299:LEU:HD11	6:X:904:ALA:HB3	1.63	0.79
6:X:889:ARG:HG3	6:X:890:GLN:H	1.47	0.79
6:Y:244:VAL:CG2	6:Y:265:PRO:HA	2.12	0.79
6:Y:593:LEU:HD23	6:Y:593:LEU:H	1.47	0.79
7:E:101:MYR:H143	7:E:101:MYR:C10	2.12	0.79
3:J:343:ALA:HB2	3:J:478:GLY:O	1.83	0.79
3:J:609:ARG:HD2	2:K:29:THR:CG2	2.13	0.79
3:L:358:LEU:CG	3:L:417:PHE:HE1	1.96	0.79
3:T:287:PRO:O	3:T:471:LEU:HD12	1.83	0.79
6:X:242:ARG:HH21	6:X:1085:LEU:HD11	1.47	0.79
3:D:575:MET:CB	3:H:469:VAL:HG23	2.12	0.79
3:D:609:ARG:HD2	2:E:29:THR:CG2	2.13	0.79
3:J:118:TYR:CE1	3:J:130:PRO:HB3	2.18	0.79
2:O:29:THR:CG2	3:T:609:ARG:HD2	2.13	0.79
3:R:343:ALA:HB2	3:R:478:GLY:O	1.83	0.79
3:T:343:ALA:HB2	3:T:478:GLY:O	1.83	0.79
3:T:354:SER:HB3	3:T:419:MET:HA	1.64	0.79
4:U:9:LEU:HD23	4:U:119:LEU:HD23	1.63	0.79
6:X:1125:TYR:CE2	6:X:1127:CYS:HB3	2.17	0.79
3:B:92:TRP:CZ3	3:B:210:VAL:HG11	2.17	0.79
3:D:481:VAL:HG12	3:D:482:ASP:H	1.47	0.79
3:H:118:TYR:CE1	3:H:130:PRO:HB3	2.18	0.79
2:I:29:THR:CG2	3:N:609:ARG:HD2	2.13	0.79
3:J:297:ALA:O	3:N:409:ILE:HD13	1.82	0.79
3:L:281:PRO:HD3	3:N:622:GLU:OE1	1.81	0.79
3:L:287:PRO:O	3:L:471:LEU:HD12	1.83	0.79
7:O:101:MYR:H143	7:O:101:MYR:C10	2.11	0.79
7:Q:101:MYR:H143	7:Q:101:MYR:C10	2.11	0.79
4:V:195:GLN:NE2	6:Y:377:ILE:H	1.80	0.79
3:D:50:PRO:CA	3:D:60:SER:O	2.30	0.79
3:D:118:TYR:CE1	3:D:130:PRO:HB3	2.18	0.79
3:D:291:PRO:CB	3:D:467:THR:CG2	2.56	0.79
3:D:298:PHE:CE2	3:H:355:GLY:CA	2.65	0.79
3:F:358:LEU:CG	3:F:417:PHE:HE1	1.96	0.79
3:F:469:VAL:HG21	3:H:575:MET:HE2	1.65	0.79
3:J:298:PHE:CE2	3:N:355:GLY:CA	2.65	0.79
3:L:409:ILE:HD13	3:N:297:ALA:O	1.83	0.79
3:L:609:ARG:HD2	2:M:29:THR:CG2	2.13	0.79
3:P:564:LEU:HD21	3:P:568:ARG:NH2	1.98	0.79
3:R:287:PRO:O	3:R:471:LEU:HD12	1.83	0.79

Continued on next page...

Continued from previous page...

Atom-1	Atom-2	Interatomic distance (Å)	Clash overlap (Å)
2:C:29:THR:CG2	3:H:609:ARG:HD2	2.13	0.79
3:F:139:THR:O	3:F:142:ILE:CG2	2.30	0.79
3:F:469:VAL:HG23	3:H:575:MET:HB2	1.63	0.79
3:J:469:VAL:HG23	3:L:575:MET:HB2	1.63	0.79
3:L:106:ILE:HD11	3:L:152:ARG:HG3	1.65	0.79
3:L:118:TYR:CE1	3:L:130:PRO:HB3	2.18	0.79
3:N:354:SER:HB3	3:N:419:MET:HA	1.64	0.79
3:N:372:ALA:HB3	3:N:444:LEU:HD12	1.62	0.79
3:P:106:ILE:HD11	3:P:152:ARG:HG3	1.65	0.79
4:V:232:PHE:HB3	4:V:248:LEU:HD11	1.62	0.79
6:X:483:VAL:HB	6:X:840:ALA:HB1	1.63	0.79
6:Y:415:GLN:HE21	6:Y:662:LEU:HD23	1.48	0.79
3:B:358:LEU:CG	3:B:417:PHE:HE1	1.96	0.79
3:D:409:ILE:HD13	3:F:297:ALA:O	1.83	0.79
3:F:116:SER:HB3	3:F:133:ASN:N	1.97	0.79
3:F:118:TYR:CE1	3:F:130:PRO:HB3	2.18	0.79
3:J:92:TRP:CZ3	3:J:210:VAL:HG11	2.17	0.79
3:J:481:VAL:HG12	3:J:482:ASP:H	1.47	0.79
3:J:613:LEU:HD11	2:K:34:ILE:HB	1.65	0.79
3:L:343:ALA:HB2	3:L:478:GLY:O	1.83	0.79
3:P:358:LEU:CG	3:P:417:PHE:HE1	1.96	0.79
3:T:564:LEU:HD21	3:T:568:ARG:NH2	1.98	0.79
4:U:86:SER:HB3	4:U:91:THR:HB	1.65	0.79
4:U:224:ASN:HD21	4:U:226:SER:HB3	1.46	0.79
6:X:938:TYR:CE1	6:X:946:VAL:HG21	2.17	0.79
6:Y:409:MET:SD	6:Y:858:VAL:HG21	2.22	0.79
6:Y:862:GLU:HB3	6:Y:957:ILE:HD12	1.64	0.79
3:L:116:SER:HB3	3:L:133:ASN:N	1.97	0.78
3:L:287:PRO:O	3:L:471:LEU:CD1	2.32	0.78
3:L:291:PRO:CB	3:L:467:THR:CG2	2.55	0.78
3:R:118:TYR:CE1	3:R:130:PRO:HB3	2.18	0.78
3:R:609:ARG:HD2	2:S:29:THR:CG2	2.13	0.78
6:X:215:LEU:H	6:X:215:LEU:HD23	1.48	0.78
3:B:287:PRO:O	3:B:471:LEU:CD1	2.32	0.78
3:B:343:ALA:HB2	3:B:478:GLY:O	1.83	0.78
2:C:34:ILE:HB	3:H:613:LEU:HD11	1.65	0.78
3:D:355:GLY:CA	3:F:298:PHE:CE2	2.65	0.78
3:D:613:LEU:HD11	2:E:34:ILE:HB	1.65	0.78
3:F:139:THR:HA	3:F:142:ILE:HG22	1.65	0.78
3:J:287:PRO:O	3:J:471:LEU:CD1	2.31	0.78
3:J:575:MET:HB2	3:N:469:VAL:HG23	1.63	0.78

Continued on next page...

Continued from previous page...

Atom-1	Atom-2	Interatomic distance (Å)	Clash overlap (Å)
3:N:118:TYR:CE1	3:N:130:PRO:HB3	2.18	0.78
3:N:343:ALA:HB2	3:N:478:GLY:O	1.83	0.78
3:P:46:LYS:HZ1	3:T:237:GLU:CB	1.95	0.78
3:T:358:LEU:CG	3:T:417:PHE:HE1	1.96	0.78
6:X:979:ARG:HG3	6:X:980:GLY:N	1.97	0.78
6:Y:235:LEU:HB2	6:Y:356:ASN:ND2	1.99	0.78
3:L:564:LEU:HD21	3:L:568:ARG:NH2	1.98	0.78
3:P:287:PRO:O	3:P:471:LEU:HD12	1.83	0.78
3:P:294:TYR:HH	3:P:502:LEU:HA	1.46	0.78
3:P:297:ALA:O	3:T:409:ILE:HD13	1.82	0.78
3:P:472:ARG:HH12	3:R:530:ARG:CD	1.96	0.78
3:P:609:ARG:HD2	2:Q:29:THR:CG2	2.13	0.78
3:R:116:SER:HB3	3:R:133:ASN:N	1.97	0.78
3:B:118:TYR:CE1	3:B:130:PRO:HB3	2.18	0.78
3:B:564:LEU:HD21	3:B:568:ARG:NH2	1.98	0.78
3:D:564:LEU:HD21	3:D:568:ARG:NH2	1.98	0.78
3:J:354:SER:HB3	3:J:419:MET:HA	1.64	0.78
3:R:354:SER:HB3	3:R:419:MET:HA	1.64	0.78
4:U:161:VAL:HG21	4:U:410:MET:HG3	1.66	0.78
5:W:618:LEU:HD13	5:W:619:LYS:H	1.46	0.78
6:X:243:ILE:HG13	6:X:1147:PHE:HB2	1.63	0.78
6:X:940:GLN:HE22	6:X:944:ASN:HD22	1.31	0.78
3:B:354:SER:HB3	3:B:419:MET:HA	1.64	0.78
3:F:291:PRO:CB	3:F:467:THR:CG2	2.55	0.78
3:N:287:PRO:O	3:N:471:LEU:HD12	1.83	0.78
3:P:238:VAL:CG2	3:R:78:MET:CE	2.59	0.78
3:P:566:TRP:CE2	3:R:195:PRO:HD3	2.19	0.78
3:R:566:TRP:CE2	3:T:195:PRO:HD3	2.19	0.78
6:X:196:GLU:HB3	6:X:313:LYS:HB2	1.63	0.78
3:H:294:TYR:HH	3:H:502:LEU:HA	1.47	0.78
3:H:564:LEU:HD21	3:H:568:ARG:NH2	1.98	0.78
3:N:116:SER:HB3	3:N:133:ASN:N	1.97	0.78
3:P:287:PRO:O	3:P:471:LEU:CD1	2.32	0.78
3:R:357:ILE:HG22	3:R:359:PRO:HD3	1.66	0.78
3:R:564:LEU:HD21	3:R:568:ARG:NH2	1.98	0.78
5:W:457:LEU:HB2	5:W:625:ARG:HB2	1.65	0.78
3:D:195:PRO:HD3	3:H:566:TRP:CE2	2.19	0.78
3:D:287:PRO:O	3:D:471:LEU:CD1	2.31	0.78
3:F:287:PRO:O	3:F:471:LEU:HD12	1.83	0.78
3:F:343:ALA:HB2	3:F:478:GLY:O	1.83	0.78
3:F:354:SER:HB3	3:F:419:MET:HA	1.64	0.78

Continued on next page...

Continued from previous page...

Atom-1	Atom-2	Interatomic distance (Å)	Clash overlap (Å)
3:F:609:ARG:HD2	2:G:29:THR:CG2	2.13	0.78
3:H:481:VAL:HG12	3:H:482:ASP:H	1.47	0.78
3:J:287:PRO:O	3:J:471:LEU:HD12	1.83	0.78
3:P:343:ALA:HB2	3:P:478:GLY:O	1.83	0.78
6:X:241:ASN:O	6:X:1147:PHE:HB3	1.83	0.78
6:X:773:ARG:O	6:X:774:LEU:HB2	1.83	0.78
6:X:780:ILE:HD12	6:X:938:TYR:CD2	2.18	0.78
3:D:58:ILE:HD12	3:D:58:ILE:N	1.98	0.78
3:D:358:LEU:CG	3:D:417:PHE:HE1	1.96	0.78
3:D:530:ARG:HE	3:H:472:ARG:HH21	1.29	0.78
3:H:287:PRO:O	3:H:471:LEU:HD12	1.83	0.78
3:H:358:LEU:CG	3:H:417:PHE:HE1	1.96	0.78
3:J:566:TRP:CE2	3:L:195:PRO:HD3	2.19	0.78
3:R:358:LEU:CG	3:R:417:PHE:HE1	1.96	0.78
6:X:247:THR:HG22	6:X:308:ASN:OD1	1.83	0.78
6:Y:765:PRO:HD3	6:Y:853:ARG:HD2	1.65	0.78
6:Y:1210:VAL:HG22	6:Y:1211:ARG:H	1.47	0.78
3:B:287:PRO:O	3:B:471:LEU:HD12	1.83	0.78
3:D:287:PRO:O	3:D:471:LEU:HD12	1.83	0.78
3:F:481:VAL:HG12	3:F:482:ASP:H	1.47	0.78
2:K:28:SER:CB	3:L:216:PRO:HD2	2.14	0.78
3:R:189:PHE:CE1	3:R:193:ILE:HD11	2.19	0.78
5:W:398:LEU:HD11	5:W:788:GLN:NE2	1.99	0.78
5:W:1154:ARG:CD	5:W:1189:ASN:HD22	1.96	0.78
6:X:315:SER:HB2	6:X:331:ARG:HD2	1.66	0.78
6:X:1091:GLN:NE2	6:X:1127:CYS:HB2	1.99	0.78
6:Y:202:THR:CG2	6:Y:391:CYS:HA	2.14	0.78
3:D:566:TRP:CE2	3:F:195:PRO:HD3	2.19	0.78
3:H:287:PRO:O	3:H:471:LEU:CD1	2.32	0.78
3:J:49:ARG:NH1	3:J:115:THR:HG22	1.98	0.78
3:L:189:PHE:CE1	3:L:193:ILE:HD11	2.19	0.78
3:N:358:LEU:CG	3:N:417:PHE:HE1	1.96	0.78
3:P:118:TYR:CE1	3:P:130:PRO:HB3	2.18	0.78
3:P:127:LEU:HD22	3:P:127:LEU:O	1.84	0.78
3:P:189:PHE:CE1	3:P:193:ILE:HD11	2.19	0.78
3:P:291:PRO:CB	3:P:467:THR:CG2	2.56	0.78
3:P:308:ALA:HB1	3:P:383:GLN:HE21	1.49	0.78
2:S:28:SER:CB	3:T:216:PRO:HD2	2.14	0.78
3:T:358:LEU:HB2	3:T:417:PHE:CD1	2.19	0.78
4:V:331:VAL:HB	4:V:332:PRO:HD3	1.66	0.78
5:W:1161:TYR:HE1	5:W:1218:ARG:HH11	1.32	0.78

Continued on next page...

Continued from previous page...

Atom-1	Atom-2	Interatomic distance (Å)	Clash overlap (Å)
3:F:287:PRO:O	3:F:471:LEU:CD1	2.32	0.77
3:F:357:ILE:HG22	3:F:359:PRO:HD3	1.66	0.77
3:F:564:LEU:HD21	3:F:568:ARG:NH2	1.98	0.77
3:J:106:ILE:HD11	3:J:152:ARG:HG3	1.65	0.77
3:L:274:ILE:CD1	3:L:514:LEU:HD22	2.10	0.77
2:M:28:SER:CB	3:N:216:PRO:HD2	2.14	0.77
3:N:308:ALA:HB1	3:N:383:GLN:HE21	1.49	0.77
3:N:358:LEU:HB2	3:N:417:PHE:CD1	2.20	0.77
4:V:184:HIS:NE2	6:Y:436:LEU:CD1	2.47	0.77
5:W:312:LEU:HD11	5:W:352:TYR:HB2	1.66	0.77
6:Y:353:GLN:OE1	6:Y:353:GLN:HA	1.83	0.77
3:B:106:ILE:HD11	3:B:152:ARG:HG3	1.65	0.77
3:B:137:ILE:HG12	3:B:142:ILE:HG13	1.66	0.77
3:D:358:LEU:HB2	3:D:417:PHE:CD1	2.20	0.77
3:F:566:TRP:CE2	3:H:195:PRO:HD3	2.19	0.77
2:I:28:SER:CB	3:J:216:PRO:HD2	2.14	0.77
3:L:354:SER:HB3	3:L:419:MET:HA	1.64	0.77
3:N:92:TRP:CZ3	3:N:210:VAL:HG11	2.17	0.77
3:P:469:VAL:HG23	3:R:575:MET:HB2	1.63	0.77
4:V:184:HIS:NE2	6:Y:436:LEU:HD13	1.98	0.77
5:W:949:ILE:HD11	5:W:1022:LEU:HD11	1.66	0.77
3:B:49:ARG:HB2	3:B:64:VAL:HG22	1.66	0.77
7:C:101:MYR:C2	3:D:191:LYS:NZ	2.48	0.77
3:F:106:ILE:HD11	3:F:152:ARG:HG3	1.65	0.77
3:H:343:ALA:HB2	3:H:478:GLY:O	1.83	0.77
7:I:101:MYR:H143	7:I:101:MYR:C10	2.11	0.77
7:I:101:MYR:C2	3:J:191:LYS:NZ	2.48	0.77
3:J:308:ALA:HB1	3:J:383:GLN:HE21	1.49	0.77
3:L:566:TRP:CE2	3:N:195:PRO:HD3	2.19	0.77
3:N:189:PHE:CE1	3:N:193:ILE:HD11	2.19	0.77
3:N:287:PRO:O	3:N:471:LEU:CD1	2.32	0.77
2:O:34:ILE:HB	3:T:613:LEU:HD11	1.65	0.77
3:P:137:ILE:HG12	3:P:142:ILE:HG13	1.66	0.77
3:T:357:ILE:HG22	3:T:359:PRO:HD3	1.66	0.77
4:U:222:ARG:HD3	4:U:408:GLN:HG2	1.65	0.77
6:X:606:MET:HE3	6:Y:718:THR:CG2	2.12	0.77
6:X:1149:THR:HG21	6:X:1161:ASN:CA	2.11	0.77
3:D:443:PHE:CE2	3:D:459:LEU:HD21	2.20	0.77
3:F:443:PHE:CE2	3:F:459:LEU:HD21	2.20	0.77
3:J:46:LYS:HZ1	3:N:237:GLU:CB	1.96	0.77
3:J:189:PHE:CE1	3:J:193:ILE:HD11	2.19	0.77

Continued on next page...

Continued from previous page...

Atom-1	Atom-2	Interatomic distance (Å)	Clash overlap (Å)
3:J:237:GLU:CB	3:L:46:LYS:HZ1	1.94	0.77
3:L:443:PHE:CE2	3:L:459:LEU:HD21	2.20	0.77
3:R:469:VAL:HG21	3:T:575:MET:HE2	1.63	0.77
3:B:57:THR:HG22	3:B:58:ILE:H	1.50	0.77
3:B:443:PHE:CE2	3:B:459:LEU:HD21	2.20	0.77
3:D:298:PHE:CE1	3:H:416:ARG:HB2	2.20	0.77
3:F:308:ALA:HB1	3:F:383:GLN:HE21	1.49	0.77
3:H:354:SER:HB3	3:H:419:MET:HA	1.64	0.77
3:H:443:PHE:CE2	3:H:459:LEU:HD21	2.20	0.77
3:J:564:LEU:HD21	3:J:568:ARG:NH2	1.98	0.77
3:P:354:SER:HB3	3:P:419:MET:HA	1.64	0.77
3:P:409:ILE:HD13	3:R:297:ALA:O	1.82	0.77
3:R:237:GLU:CD	3:T:46:LYS:HZ3	1.86	0.77
3:R:287:PRO:O	3:R:471:LEU:CD1	2.32	0.77
6:X:763:VAL:HA	6:X:853:ARG:NH2	1.98	0.77
6:Y:1150:ASN:ND2	6:Y:1156:THR:HB	1.99	0.77
7:C:101:MYR:H143	7:C:101:MYR:C10	2.11	0.77
3:D:189:PHE:CE1	3:D:193:ILE:HD11	2.19	0.77
3:D:341:MET:HA	3:D:341:MET:CE	2.15	0.77
2:G:28:SER:CB	3:H:216:PRO:HD2	2.14	0.77
3:L:341:MET:HA	3:L:341:MET:CE	2.15	0.77
3:L:416:ARG:HB2	3:N:298:PHE:CE1	2.20	0.77
3:T:287:PRO:O	3:T:471:LEU:CD1	2.32	0.77
3:T:341:MET:HA	3:T:341:MET:CE	2.15	0.77
6:X:757:VAL:HG13	6:X:845:PHE:HE2	1.48	0.77
2:A:28:SER:CB	3:B:216:PRO:HD2	2.14	0.77
3:J:358:LEU:HB2	3:J:417:PHE:CD1	2.20	0.77
3:L:358:LEU:HB2	3:L:417:PHE:CD1	2.20	0.77
3:L:481:VAL:HG12	3:L:482:ASP:H	1.47	0.77
3:N:106:ILE:HD11	3:N:152:ARG:HG3	1.65	0.77
3:N:443:PHE:CE2	3:N:459:LEU:HD21	2.20	0.77
3:N:564:LEU:HD21	3:N:568:ARG:NH2	1.98	0.77
2:O:28:SER:CB	3:P:216:PRO:HD2	2.14	0.77
3:P:49:ARG:HB2	3:P:64:VAL:HG22	1.66	0.77
3:P:87:PHE:HZ	3:P:235:LEU:HD12	1.50	0.77
3:P:195:PRO:HD3	3:T:566:TRP:CE2	2.19	0.77
3:R:137:ILE:HG12	3:R:142:ILE:HG13	1.67	0.77
3:R:308:ALA:HB1	3:R:383:GLN:HE21	1.50	0.77
3:R:443:PHE:CE2	3:R:459:LEU:HD21	2.20	0.77
3:R:481:VAL:HG12	3:R:482:ASP:H	1.47	0.77
3:T:118:TYR:CE1	3:T:130:PRO:HB3	2.18	0.77

Continued on next page...

Continued from previous page...

Atom-1	Atom-2	Interatomic distance (Å)	Clash overlap (Å)
4:U:198:GLN:HE21	6:X:662:LEU:HD13	1.49	0.77
3:D:308:ALA:HB1	3:D:383:GLN:HE21	1.49	0.77
3:D:357:ILE:HG22	3:D:359:PRO:HD3	1.66	0.77
3:H:106:ILE:HD11	3:H:152:ARG:HG3	1.65	0.77
3:J:357:ILE:HG22	3:J:359:PRO:HD3	1.66	0.77
3:L:178:SER:CB	2:Q:3:ASN:HD21	1.95	0.77
3:L:344:MET:HE1	3:L:502:LEU:HD11	1.67	0.77
3:N:357:ILE:HG22	3:N:359:PRO:HD3	1.66	0.77
3:T:116:SER:HB3	3:T:133:ASN:N	1.97	0.77
6:X:433:PRO:HD2	6:X:437:ARG:HH11	1.48	0.77
6:Y:978:ALA:HB2	6:Y:1083:TYR:HD2	1.49	0.77
3:B:358:LEU:HB2	3:B:417:PHE:CD1	2.20	0.77
3:D:472:ARG:HH21	3:F:530:ARG:HE	1.29	0.77
3:H:358:LEU:HB2	3:H:417:PHE:CD1	2.20	0.77
3:J:195:PRO:HD3	3:N:566:TRP:CE2	2.19	0.77
3:P:341:MET:HA	3:P:341:MET:CE	2.15	0.77
3:P:358:LEU:HB2	3:P:417:PHE:CD1	2.19	0.77
2:Q:28:SER:CB	3:R:216:PRO:HD2	2.14	0.77
3:R:106:ILE:HD11	3:R:152:ARG:HG3	1.65	0.77
4:V:195:GLN:HE22	6:Y:377:ILE:HB	1.48	0.77
6:Y:385:VAL:HG22	6:Y:386:GLU:N	2.00	0.77
3:B:87:PHE:HZ	3:B:235:LEU:HD12	1.50	0.77
3:B:189:PHE:CE1	3:B:193:ILE:HD11	2.19	0.77
3:D:237:GLU:CD	3:F:46:LYS:HZ3	1.88	0.77
3:D:317:ARG:HH11	3:D:448:PRO:HB2	1.50	0.77
3:F:358:LEU:HB2	3:F:417:PHE:CE1	2.20	0.77
3:H:49:ARG:HB2	3:H:64:VAL:HG22	1.67	0.77
3:J:116:SER:HB3	3:J:133:ASN:N	1.97	0.77
3:J:575:MET:HE2	3:N:469:VAL:HG21	1.64	0.77
3:R:277:ASP:C	3:R:278:THR:HG22	2.05	0.77
3:R:416:ARG:HB2	3:T:298:PHE:CE1	2.20	0.77
3:R:519:ASN:O	3:R:523:ASP:HB2	1.85	0.77
3:T:106:ILE:HD11	3:T:152:ARG:HG3	1.65	0.77
3:T:274:ILE:CD1	3:T:514:LEU:HD22	2.10	0.77
3:T:443:PHE:CE2	3:T:459:LEU:HD21	2.20	0.77
6:Y:419:ILE:CD1	6:Y:662:LEU:HB2	2.15	0.77
3:B:519:ASN:O	3:B:523:ASP:HB2	1.85	0.76
3:D:116:SER:HB3	3:D:133:ASN:N	1.97	0.76
3:F:49:ARG:HB2	3:F:64:VAL:HG22	1.66	0.76
3:F:416:ARG:HB2	3:H:298:PHE:CE1	2.20	0.76
3:H:277:ASP:C	3:H:278:THR:HG22	2.06	0.76

Continued on next page...

Continued from previous page...

Atom-1	Atom-2	Interatomic distance (Å)	Clash overlap (Å)
3:J:298:PHE:CE1	3:N:416:ARG:HB2	2.20	0.76
3:L:308:ALA:HB1	3:L:383:GLN:HE21	1.49	0.76
3:N:358:LEU:HB2	3:N:417:PHE:CE1	2.20	0.76
3:P:358:LEU:HB2	3:P:417:PHE:CE1	2.20	0.76
3:R:87:PHE:HZ	3:R:235:LEU:HD12	1.50	0.76
3:R:341:MET:HA	3:R:341:MET:CE	2.15	0.76
6:X:979:ARG:HH11	6:X:979:ARG:HB3	1.50	0.76
3:B:358:LEU:HB2	3:B:417:PHE:CE1	2.20	0.76
3:F:238:VAL:CG2	3:H:78:MET:CE	2.59	0.76
3:H:137:ILE:HG12	3:H:142:ILE:HG13	1.66	0.76
3:H:341:MET:HA	3:H:341:MET:CE	2.15	0.76
2:I:34:ILE:HB	3:N:613:LEU:HD11	1.65	0.76
3:J:358:LEU:HB2	3:J:417:PHE:CE1	2.20	0.76
7:K:101:MYR:H143	7:K:101:MYR:C10	2.11	0.76
3:L:358:LEU:HB2	3:L:417:PHE:CE1	2.20	0.76
3:N:277:ASP:C	3:N:278:THR:HG22	2.06	0.76
3:N:294:TYR:HH	3:N:502:LEU:HA	1.49	0.76
3:N:317:ARG:HH11	3:N:448:PRO:HB2	1.50	0.76
3:P:298:PHE:CE1	3:T:416:ARG:HB2	2.20	0.76
3:P:539:ILE:HD12	3:P:573:ALA:HB2	1.67	0.76
3:R:539:ILE:HD12	3:R:573:ALA:HB2	1.67	0.76
6:Y:309:LEU:HD22	6:Y:402:TYR:HB2	1.68	0.76
6:Y:440:ILE:HG13	6:Y:1202:PRO:HG2	1.66	0.76
6:Y:776:GLN:O	6:Y:779:VAL:HG12	1.85	0.76
2:C:28:SER:CB	3:D:216:PRO:HD2	2.14	0.76
3:D:87:PHE:HZ	3:D:235:LEU:HD12	1.50	0.76
3:D:539:ILE:HD12	3:D:573:ALA:HB2	1.67	0.76
3:F:57:THR:HG22	3:F:58:ILE:H	1.50	0.76
3:F:189:PHE:CE1	3:F:193:ILE:HD11	2.19	0.76
3:F:277:ASP:C	3:F:278:THR:HG22	2.06	0.76
3:H:118:TYR:HE1	3:H:130:PRO:HB3	1.51	0.76
3:H:519:ASN:O	3:H:523:ASP:HB2	1.85	0.76
3:J:409:ILE:HD13	3:L:297:ALA:O	1.83	0.76
3:R:358:LEU:HB2	3:R:417:PHE:CE1	2.20	0.76
4:U:106:ILE:HD12	4:U:107:GLN:N	2.00	0.76
6:Y:266:PRO:HB2	6:Y:1085:LEU:HD11	1.66	0.76
3:D:519:ASN:O	3:D:523:ASP:HB2	1.85	0.76
2:G:8:VAL:HG11	3:H:206:GLU:OE2	1.86	0.76
3:H:189:PHE:CE1	3:H:193:ILE:HD11	2.19	0.76
3:J:416:ARG:HB2	3:L:298:PHE:CE1	2.20	0.76
3:T:57:THR:HG22	3:T:58:ILE:H	1.50	0.76

Continued on next page...

Continued from previous page...

Atom-1	Atom-2	Interatomic distance (Å)	Clash overlap (Å)
3:T:189:PHE:CE1	3:T:193:ILE:HD11	2.19	0.76
3:T:358:LEU:HB2	3:T:417:PHE:CE1	2.20	0.76
4:U:26:LEU:HD11	4:U:90:ILE:HG21	1.66	0.76
4:V:195:GLN:HE22	6:Y:377:ILE:CB	1.98	0.76
6:X:528:PHE:HE1	6:X:575:MET:CE	1.99	0.76
3:B:317:ARG:HH11	3:B:448:PRO:HB2	1.50	0.76
7:E:101:MYR:H21	3:F:191:LYS:CE	2.16	0.76
3:H:57:THR:HG22	3:H:58:ILE:H	1.50	0.76
3:J:137:ILE:HG12	3:J:142:ILE:HG13	1.67	0.76
3:J:179:ALA:HB1	3:J:635:GLN:NE2	2.01	0.76
3:L:57:THR:HG22	3:L:58:ILE:H	1.50	0.76
3:R:358:LEU:HB2	3:R:417:PHE:CD1	2.20	0.76
3:T:49:ARG:HB2	3:T:64:VAL:HG22	1.67	0.76
6:X:545:LEU:HD12	6:X:815:PRO:HG3	1.66	0.76
6:X:795:ASP:CG	6:Y:737:ARG:HH12	1.87	0.76
6:Y:207:LEU:HD23	6:Y:207:LEU:O	1.84	0.76
6:Y:626:LEU:HA	6:Y:647:ARG:HH21	1.49	0.76
3:D:106:ILE:HD11	3:D:152:ARG:HG3	1.66	0.76
3:D:179:ALA:HB1	3:D:635:GLN:HE21	1.51	0.76
3:F:519:ASN:O	3:F:523:ASP:HB2	1.85	0.76
3:J:179:ALA:HB1	3:J:635:GLN:HE21	1.51	0.76
3:J:277:ASP:C	3:J:278:THR:HG22	2.06	0.76
3:J:317:ARG:HH11	3:J:448:PRO:HB2	1.50	0.76
3:J:341:MET:HA	3:J:341:MET:CE	2.15	0.76
3:N:179:ALA:HB1	3:N:635:GLN:NE2	2.01	0.76
3:N:519:ASN:O	3:N:523:ASP:HB2	1.85	0.76
6:X:1156:THR:HG22	6:X:1161:ASN:HB3	1.68	0.76
6:Y:1101:GLU:HA	6:Y:1104:LEU:HD23	1.67	0.76
3:B:118:TYR:HE1	3:B:130:PRO:HB3	1.51	0.76
3:B:179:ALA:HB1	3:B:635:GLN:NE2	2.01	0.76
3:D:277:ASP:C	3:D:278:THR:HG22	2.06	0.76
3:F:139:THR:O	3:F:142:ILE:HG22	1.85	0.76
3:F:139:THR:HA	3:F:142:ILE:CG2	2.15	0.76
3:F:179:ALA:HB1	3:F:635:GLN:HE21	1.51	0.76
3:H:330:GLN:NE2	3:H:332:GLY:HA2	2.01	0.76
3:H:358:LEU:HB2	3:H:417:PHE:CE1	2.20	0.76
3:N:330:GLN:NE2	3:N:332:GLY:HA2	2.01	0.76
7:O:101:MYR:C2	3:P:191:LYS:NZ	2.48	0.76
3:P:277:ASP:C	3:P:278:THR:HG22	2.06	0.76
7:Q:101:MYR:H21	3:R:191:LYS:CE	2.16	0.76
4:U:327:ASP:H	4:U:399:GLN:HG3	1.49	0.76

Continued on next page...

Continued from previous page...

Atom-1	Atom-2	Interatomic distance (Å)	Clash overlap (Å)
6:X:201:CYS:O	6:X:391:CYS:HB2	1.86	0.76
6:X:1124:VAL:HG12	6:X:1153:SER:OG	1.86	0.76
2:C:8:VAL:HG11	3:D:206:GLU:OE2	1.86	0.76
3:D:58:ILE:H	3:D:58:ILE:CD1	1.99	0.76
3:F:341:MET:HA	3:F:341:MET:CE	2.15	0.76
3:H:357:ILE:HG22	3:H:359:PRO:HD3	1.66	0.76
3:N:49:ARG:HB2	3:N:64:VAL:HG22	1.67	0.76
3:P:443:PHE:CE2	3:P:459:LEU:HD21	2.20	0.76
5:W:1074:THR:HG22	5:W:1075:PRO:CD	2.16	0.76
6:X:271:VAL:HG11	6:X:1114:PRO:HD3	1.68	0.76
3:D:56:ALA:HB1	3:D:61:LEU:HD21	1.68	0.76
3:F:179:ALA:HB1	3:F:635:GLN:NE2	2.01	0.76
3:F:358:LEU:HB2	3:F:417:PHE:CD1	2.20	0.76
3:H:87:PHE:HZ	3:H:235:LEU:HD12	1.50	0.76
3:H:179:ALA:HB1	3:H:635:GLN:NE2	2.01	0.76
3:P:179:ALA:HB1	3:P:635:GLN:HE21	1.51	0.76
3:P:317:ARG:HH11	3:P:448:PRO:HB2	1.50	0.76
3:P:449:THR:HG22	3:P:450:SER:N	2.01	0.76
3:P:519:ASN:O	3:P:523:ASP:HB2	1.85	0.76
3:P:613:LEU:HD11	2:Q:34:ILE:HB	1.65	0.76
3:R:238:VAL:CG2	3:T:78:MET:CE	2.59	0.76
3:R:469:VAL:CG2	3:T:575:MET:HE3	1.99	0.76
5:W:424:SER:CB	5:W:425:PRO:HD3	2.16	0.76
7:A:101:MYR:C2	3:B:191:LYS:NZ	2.48	0.76
3:B:179:ALA:HB1	3:B:635:GLN:HE21	1.51	0.76
3:B:449:THR:HG22	3:B:450:SER:N	2.01	0.76
3:D:238:VAL:CA	3:F:142:ILE:HD11	2.07	0.76
3:D:416:ARG:HB2	3:F:298:PHE:CE1	2.20	0.76
3:H:317:ARG:HH11	3:H:448:PRO:HB2	1.50	0.76
2:I:8:VAL:HG11	3:J:206:GLU:OE2	1.86	0.76
3:J:87:PHE:HZ	3:J:235:LEU:HD12	1.50	0.76
3:J:443:PHE:CE2	3:J:459:LEU:HD21	2.20	0.76
3:J:530:ARG:HE	3:N:472:ARG:HH21	1.29	0.76
3:L:118:TYR:HE1	3:L:130:PRO:HB3	1.51	0.76
3:L:179:ALA:HB1	3:L:635:GLN:HE21	1.51	0.76
3:R:238:VAL:HG22	3:T:142:ILE:HD11	1.68	0.76
3:T:277:ASP:C	3:T:278:THR:HG22	2.05	0.76
6:X:364:ILE:HG13	6:X:367:ARG:HH21	1.51	0.76
2:E:28:SER:CB	3:F:216:PRO:HD2	2.15	0.75
3:L:357:ILE:HG22	3:L:359:PRO:HD3	1.66	0.75
3:N:179:ALA:HB1	3:N:635:GLN:HE21	1.51	0.75

Continued on next page...

Continued from previous page...

Atom-1	Atom-2	Interatomic distance (Å)	Clash overlap (Å)
3:P:416:ARG:HB2	3:R:298:PHE:CE1	2.20	0.75
3:R:49:ARG:HB2	3:R:64:VAL:HG22	1.66	0.75
3:T:179:ALA:HB1	3:T:635:GLN:NE2	2.01	0.75
6:Y:124:ALA:HB2	6:Y:168:ARG:HE	1.51	0.75
6:Y:1211:ARG:HH11	6:Y:1211:ARG:HG2	1.50	0.75
3:B:277:ASP:C	3:B:278:THR:HG22	2.06	0.75
3:D:358:LEU:HB2	3:D:417:PHE:CE1	2.20	0.75
3:F:330:GLN:NE2	3:F:332:GLY:HA2	2.01	0.75
3:H:308:ALA:HB1	3:H:383:GLN:HE21	1.49	0.75
2:K:8:VAL:HG11	3:L:206:GLU:OE2	1.86	0.75
3:L:540:VAL:HG21	3:L:566:TRP:CE3	2.22	0.75
2:M:8:VAL:HG11	3:N:206:GLU:OE2	1.86	0.75
3:R:609:ARG:HB3	2:S:29:THR:CG2	2.14	0.75
2:S:8:VAL:HG11	3:T:206:GLU:OE2	1.86	0.75
3:T:118:TYR:HE1	3:T:130:PRO:HB3	1.51	0.75
3:T:449:THR:HG22	3:T:450:SER:N	2.01	0.75
4:V:2:ALA:HB2	6:Y:373:ARG:HH12	1.51	0.75
4:V:18:ALA:HB1	4:V:19:PRO:HD2	1.67	0.75
4:V:184:HIS:CD2	6:Y:436:LEU:HD13	2.22	0.75
6:X:1087:TYR:HA	6:X:1119:ILE:O	1.86	0.75
3:F:317:ARG:HH11	3:F:448:PRO:HB2	1.50	0.75
3:F:540:VAL:HG21	3:F:566:TRP:CE3	2.22	0.75
3:J:525:ILE:HD12	3:J:604:VAL:HG13	1.69	0.75
3:L:519:ASN:O	3:L:523:ASP:HB2	1.85	0.75
3:N:525:ILE:HD12	3:N:604:VAL:HG13	1.69	0.75
3:P:357:ILE:HG22	3:P:359:PRO:HD3	1.66	0.75
3:T:317:ARG:HH11	3:T:448:PRO:HB2	1.51	0.75
4:U:37:TRP:CZ3	4:U:72:LEU:HD11	2.20	0.75
3:B:116:SER:HB3	3:B:133:ASN:N	1.97	0.75
3:D:52:GLY:O	3:D:53:THR:CB	2.35	0.75
3:D:179:ALA:HB1	3:D:635:GLN:NE2	2.01	0.75
3:F:449:THR:HG22	3:F:450:SER:N	2.01	0.75
3:J:118:TYR:HE1	3:J:130:PRO:HB3	1.51	0.75
3:J:330:GLN:NE2	3:J:332:GLY:HA2	2.01	0.75
3:J:519:ASN:O	3:J:523:ASP:HB2	1.85	0.75
3:L:87:PHE:HZ	3:L:235:LEU:HD12	1.50	0.75
6:X:208:ASP:HB2	6:X:236:PRO:HB2	1.68	0.75
3:B:357:ILE:HG22	3:B:359:PRO:HD3	1.66	0.75
3:D:152:ARG:HH11	3:D:152:ARG:CA	1.98	0.75
3:H:449:THR:HG22	3:H:450:SER:N	2.01	0.75
3:H:525:ILE:HD12	3:H:604:VAL:HG13	1.68	0.75

Continued on next page...

Continued from previous page...

Atom-1	Atom-2	Interatomic distance (Å)	Clash overlap (Å)
3:L:179:ALA:HB1	3:L:635:GLN:NE2	2.01	0.75
3:L:525:ILE:HD12	3:L:604:VAL:HG13	1.69	0.75
3:N:449:THR:HG22	3:N:450:SER:N	2.01	0.75
3:P:179:ALA:HB1	3:P:635:GLN:NE2	2.01	0.75
2:Q:8:VAL:HG11	3:R:206:GLU:OE2	1.86	0.75
3:R:330:GLN:NE2	3:R:332:GLY:HA2	2.01	0.75
4:V:175:MET:O	4:V:175:MET:HG3	1.86	0.75
4:V:250:TRP:CE3	6:Y:956:HIS:HE1	2.04	0.75
6:X:194:ILE:HG21	6:X:1201:TYR:CE1	2.21	0.75
6:X:330:ILE:HG21	6:X:347:ARG:HD2	1.69	0.75
6:X:409:MET:O	6:X:443:PRO:HA	1.86	0.75
3:B:339:ILE:HD13	3:B:349:LEU:CD2	2.17	0.75
3:F:87:PHE:HZ	3:F:235:LEU:HD12	1.50	0.75
3:F:539:ILE:HD12	3:F:573:ALA:HB2	1.67	0.75
3:H:179:ALA:HB1	3:H:635:GLN:HE21	1.51	0.75
7:K:101:MYR:H21	3:L:191:LYS:CE	2.16	0.75
3:L:330:GLN:NE2	3:L:332:GLY:HA2	2.01	0.75
3:P:330:GLN:NE2	3:P:332:GLY:HA2	2.01	0.75
3:P:339:ILE:HD13	3:P:349:LEU:CD2	2.17	0.75
4:U:160:GLU:OE1	4:U:209:ARG:HD2	1.87	0.75
4:U:331:VAL:HB	4:U:332:PRO:HD3	1.68	0.75
5:W:19:ARG:HA	5:W:282:VAL:O	1.87	0.75
5:W:1040:VAL:CB	5:W:1041:PRO:HD3	2.17	0.75
6:X:780:ILE:HD12	6:X:938:TYR:HD2	1.52	0.75
6:Y:567:LEU:HD23	6:Y:708:PHE:CD1	2.21	0.75
3:B:330:GLN:NE2	3:B:332:GLY:HA2	2.01	0.75
3:B:375:LEU:HD23	3:B:437:ILE:CD1	2.15	0.75
3:B:525:ILE:HD12	3:B:604:VAL:HG13	1.69	0.75
3:D:330:GLN:NE2	3:D:332:GLY:HA2	2.01	0.75
2:E:8:VAL:HG11	3:F:206:GLU:OE2	1.86	0.75
3:J:540:VAL:HG21	3:J:566:TRP:CE3	2.22	0.75
3:L:291:PRO:HB3	3:L:467:THR:CG2	2.16	0.75
3:L:449:THR:HG22	3:L:450:SER:N	2.01	0.75
3:N:341:MET:HA	3:N:341:MET:CE	2.15	0.75
2:O:8:VAL:HG11	3:P:206:GLU:OE2	1.86	0.75
3:T:308:ALA:HB1	3:T:383:GLN:HE21	1.49	0.75
3:T:330:GLN:NE2	3:T:332:GLY:HA2	2.01	0.75
3:T:339:ILE:HD13	3:T:349:LEU:CD2	2.17	0.75
3:T:540:VAL:HG21	3:T:566:TRP:CE3	2.22	0.75
4:U:158:HIS:HE1	4:U:160:GLU:HG3	1.51	0.75
5:W:914:VAL:HG12	5:W:918:ILE:HG13	1.68	0.75

Continued on next page...

Continued from previous page...

Atom-1	Atom-2	Interatomic distance (Å)	Clash overlap (Å)
6:X:232:THR:HG21	6:X:338:GLU:OE2	1.85	0.75
6:Y:212:SER:HB2	6:Y:238:GLY:HA2	1.67	0.75
6:Y:231:MET:HE3	6:Y:347:ARG:NH1	2.01	0.75
6:Y:978:ALA:HB2	6:Y:1083:TYR:CD2	2.21	0.75
3:B:308:ALA:HB1	3:B:383:GLN:HE21	1.49	0.75
3:D:53:THR:O	3:D:54:SER:OG	2.03	0.75
3:H:540:VAL:HG21	3:H:566:TRP:CE3	2.22	0.75
3:L:49:ARG:HB2	3:L:64:VAL:HG22	1.66	0.75
3:N:339:ILE:HD13	3:N:349:LEU:CD2	2.17	0.75
3:P:525:ILE:HD12	3:P:604:VAL:HG13	1.69	0.75
2:Q:13:ILE:HD11	7:Q:101:MYR:H111	1.69	0.75
3:R:274:ILE:CD1	3:R:514:LEU:HD22	2.10	0.75
3:T:411:VAL:O	3:T:412:ARG:HB2	1.87	0.75
4:V:192:PHE:CB	6:Y:376:LEU:CD2	2.64	0.75
6:Y:714:SER:OG	6:Y:717:MET:HG2	1.85	0.75
2:A:8:VAL:HG11	3:B:206:GLU:OE2	1.86	0.75
3:D:525:ILE:HD12	3:D:604:VAL:HG13	1.69	0.75
3:H:539:ILE:HD12	3:H:573:ALA:HB2	1.67	0.75
3:J:238:VAL:CG2	3:L:78:MET:CE	2.59	0.75
3:J:271:LEU:HD11	3:J:516:LYS:HB2	1.69	0.75
3:L:317:ARG:HH11	3:L:448:PRO:HB2	1.50	0.75
3:L:339:ILE:HD13	3:L:349:LEU:CD2	2.17	0.75
3:T:102:GLY:O	5:W:407:ALA:HB2	1.87	0.75
5:W:676:ARG:HB2	5:W:1081:VAL:HG11	1.68	0.75
2:C:33:ALA:CB	3:H:260:SER:HB3	2.17	0.74
3:F:291:PRO:HB3	3:F:467:THR:CG2	2.17	0.74
3:J:449:THR:HG22	3:J:450:SER:N	2.01	0.74
3:N:469:VAL:O	3:N:470:LEU:HB2	1.87	0.74
3:T:519:ASN:O	3:T:523:ASP:HB2	1.85	0.74
5:W:1233:ARG:O	5:W:1291:ALA:HB1	1.86	0.74
6:X:709:ILE:HD11	6:X:730:THR:HG23	1.67	0.74
3:B:539:ILE:HD12	3:B:573:ALA:HB2	1.67	0.74
3:N:118:TYR:HE1	3:N:130:PRO:HB3	1.51	0.74
3:N:291:PRO:HB3	3:N:467:THR:CG2	2.17	0.74
3:R:271:LEU:HD11	3:R:516:LYS:HB2	1.69	0.74
3:R:525:ILE:HD12	3:R:604:VAL:HG13	1.69	0.74
5:W:517:ALA:HB2	5:W:575:PHE:CD2	2.22	0.74
5:W:1206:TYR:CE2	5:W:1222:PRO:HB3	2.21	0.74
6:X:497:ILE:HD13	6:X:514:ILE:HD12	1.68	0.74
6:X:1017:PHE:HD1	6:Y:1210:VAL:O	1.70	0.74
6:X:1052:LEU:HD13	6:X:1052:LEU:O	1.87	0.74

Continued on next page...

Continued from previous page...

Atom-1	Atom-2	Interatomic distance (Å)	Clash overlap (Å)
6:Y:1033:ASP:HB2	6:Y:1039:ARG:HG2	1.68	0.74
3:D:449:THR:HG22	3:D:450:SER:N	2.01	0.74
3:F:469:VAL:O	3:F:470:LEU:HB2	1.87	0.74
2:O:33:ALA:CB	3:T:260:SER:HB3	2.17	0.74
3:P:118:TYR:HE1	3:P:130:PRO:HB3	1.51	0.74
3:R:179:ALA:HB1	3:R:635:GLN:NE2	2.01	0.74
3:R:540:VAL:HG21	3:R:566:TRP:CE3	2.22	0.74
4:U:35:ARG:CD	6:X:449:GLU:HG2	2.18	0.74
5:W:145:ASP:O	5:W:148:ILE:HG22	1.87	0.74
5:W:400:LEU:O	5:W:400:LEU:HD23	1.87	0.74
6:X:559:HIS:HD2	6:X:562:SER:OG	1.69	0.74
3:B:411:VAL:O	3:B:412:ARG:HB2	1.87	0.74
3:B:540:VAL:HG21	3:B:566:TRP:CE3	2.22	0.74
3:D:540:VAL:HG21	3:D:566:TRP:CE3	2.22	0.74
3:F:375:LEU:HD23	3:F:437:ILE:CD1	2.15	0.74
3:F:428:ARG:HG2	3:F:428:ARG:NH1	2.03	0.74
3:L:92:TRP:NE1	3:L:156:VAL:HG21	2.03	0.74
3:N:57:THR:HG22	3:N:58:ILE:H	1.50	0.74
3:R:57:THR:HG22	3:R:58:ILE:H	1.50	0.74
3:R:179:ALA:HB1	3:R:635:GLN:HE21	1.51	0.74
3:T:179:ALA:HB1	3:T:635:GLN:HE21	1.51	0.74
6:X:226:MET:HB3	6:X:231:MET:O	1.87	0.74
6:X:864:PHE:CE2	6:X:952:PRO:HG3	2.22	0.74
3:D:50:PRO:CG	3:D:56:ALA:HB2	2.17	0.74
3:H:411:VAL:O	3:H:412:ARG:HB2	1.87	0.74
3:H:469:VAL:O	3:H:470:LEU:HB2	1.87	0.74
3:J:354:SER:HB2	3:J:419:MET:HA	1.70	0.74
3:L:539:ILE:HD12	3:L:573:ALA:HB2	1.67	0.74
3:P:260:SER:HB3	2:Q:33:ALA:CB	2.17	0.74
3:R:339:ILE:HD13	3:R:349:LEU:CD2	2.17	0.74
3:R:449:THR:HG22	3:R:450:SER:N	2.01	0.74
7:S:101:MYR:H143	7:S:101:MYR:C10	2.12	0.74
3:T:539:ILE:HD12	3:T:573:ALA:HB2	1.67	0.74
5:W:971:VAL:CG1	5:W:972:PRO:HD3	2.10	0.74
6:X:801:ARG:HD3	6:X:939:LEU:CD1	2.18	0.74
3:D:339:ILE:HD13	3:D:349:LEU:CD2	2.17	0.74
3:F:435:PRO:HG2	3:N:436:TYR:CZ	2.22	0.74
7:G:101:MYR:H143	7:G:101:MYR:C10	2.12	0.74
2:I:33:ALA:CB	3:N:260:SER:HB3	2.17	0.74
3:J:260:SER:HB3	2:K:33:ALA:CB	2.17	0.74
3:J:411:VAL:O	3:J:412:ARG:HB2	1.87	0.74

Continued on next page...

Continued from previous page...

Atom-1	Atom-2	Interatomic distance (Å)	Clash overlap (Å)
3:P:469:VAL:HG21	3:R:575:MET:HE2	1.67	0.74
3:T:271:LEU:HD11	3:T:516:LYS:HB2	1.69	0.74
5:W:394:ALA:HB3	5:W:792:THR:HG22	1.67	0.74
5:W:1274:ALA:HB3	5:W:1286:THR:HG23	1.69	0.74
6:X:462:ILE:HD11	6:X:468:ALA:O	1.87	0.74
6:X:827:THR:CG2	6:X:828:GLU:H	1.98	0.74
6:Y:1025:ASN:CG	6:Y:1026:GLY:H	1.91	0.74
3:D:92:TRP:NE1	3:D:156:VAL:HG21	2.03	0.74
2:K:13:ILE:HD11	7:K:101:MYR:H111	1.69	0.74
3:L:138:SER:O	3:L:142:ILE:HG23	1.87	0.74
3:N:92:TRP:NE1	3:N:156:VAL:HG21	2.03	0.74
3:R:469:VAL:O	3:R:470:LEU:HB2	1.87	0.74
5:W:313:LEU:CD1	5:W:318:VAL:HG11	2.17	0.74
6:X:513:GLU:OE2	6:X:560:LEU:HB3	1.87	0.74
6:Y:203:SER:HB2	6:Y:247:THR:HA	1.67	0.74
3:D:356:THR:HG21	3:H:412:ARG:HH22	1.53	0.74
3:F:525:ILE:HD12	3:F:604:VAL:HG13	1.69	0.74
3:H:354:SER:HB2	3:H:419:MET:HA	1.69	0.74
3:J:469:VAL:O	3:J:470:LEU:HB2	1.88	0.74
3:L:178:SER:HB2	2:Q:3:ASN:ND2	2.01	0.74
3:P:411:VAL:O	3:P:412:ARG:HB2	1.87	0.74
3:R:317:ARG:HH11	3:R:448:PRO:HB2	1.51	0.74
3:T:322:TYR:O	3:T:323:SER:OG	2.06	0.74
4:U:176:ALA:CB	6:X:413:PRO:HD2	2.17	0.74
4:U:232:PHE:HB3	4:U:248:LEU:HD11	1.69	0.74
6:X:356:ASN:HD21	6:X:1151:ALA:HB1	1.50	0.74
6:X:652:GLN:HE22	6:X:773:ARG:HE	1.34	0.74
6:X:795:ASP:CG	6:X:798:VAL:HG21	2.07	0.74
3:D:260:SER:HB3	2:E:33:ALA:CB	2.17	0.74
3:D:372:ALA:CB	3:D:399:ALA:HA	2.18	0.74
3:D:411:VAL:O	3:D:412:ARG:HB2	1.87	0.74
3:F:609:ARG:HB3	2:G:29:THR:CG2	2.14	0.74
3:H:92:TRP:NE1	3:H:156:VAL:HG21	2.03	0.74
3:H:339:ILE:HD13	3:H:349:LEU:CD2	2.17	0.74
3:J:339:ILE:HD13	3:J:349:LEU:CD2	2.17	0.74
3:J:372:ALA:CB	3:J:399:ALA:HA	2.18	0.74
3:J:539:ILE:HD12	3:J:573:ALA:HB2	1.67	0.74
3:L:277:ASP:C	3:L:278:THR:HG22	2.06	0.74
3:N:87:PHE:HZ	3:N:235:LEU:HD12	1.50	0.74
3:N:539:ILE:HD12	3:N:573:ALA:HB2	1.67	0.74
3:P:637:PHE:HE1	3:T:545:VAL:CG2	2.01	0.74

Continued on next page...

Continued from previous page...

Atom-1	Atom-2	Interatomic distance (Å)	Clash overlap (Å)
6:X:1130:ALA:CB	6:Y:104:GLN:HB3	2.17	0.74
6:Y:355:LYS:HZ1	6:Y:1156:THR:CG2	1.97	0.74
6:Y:413:PRO:HB2	6:Y:434:ILE:HD13	1.68	0.74
3:D:69:GLY:HA3	3:D:139:THR:HB	1.70	0.74
3:D:271:LEU:HD11	3:D:516:LYS:HB2	1.69	0.74
3:L:238:VAL:CG2	3:N:78:MET:CE	2.59	0.74
3:N:322:TYR:O	3:N:323:SER:OG	2.06	0.74
3:P:412:ARG:HH22	3:R:356:THR:HG21	1.53	0.74
3:P:540:VAL:HG21	3:P:566:TRP:CE3	2.22	0.74
3:R:372:ALA:CB	3:R:399:ALA:HA	2.18	0.74
3:R:472:ARG:NH2	3:T:530:ARG:NE	2.32	0.74
4:U:52:PRO:HB3	6:X:963:GLN:NE2	2.03	0.74
6:Y:322:THR:HG21	6:Y:348:ALA:HB2	1.70	0.74
3:B:341:MET:HA	3:B:341:MET:CE	2.15	0.73
3:D:121:ALA:CB	3:H:87:PHE:CE1	2.71	0.73
3:D:469:VAL:O	3:D:470:LEU:HB2	1.87	0.73
3:F:118:TYR:HE1	3:F:130:PRO:HB3	1.51	0.73
3:F:382:ILE:HA	3:F:385:VAL:HG12	1.70	0.73
2:I:29:THR:CG2	3:N:609:ARG:HB3	2.14	0.73
3:J:87:PHE:CE1	3:L:121:ALA:CB	2.71	0.73
3:J:412:ARG:HH22	3:L:356:THR:HG21	1.53	0.73
3:L:372:ALA:CB	3:L:399:ALA:HA	2.18	0.73
3:L:469:VAL:O	3:L:470:LEU:HB2	1.87	0.73
2:M:13:ILE:HD11	7:M:101:MYR:H111	1.70	0.73
3:N:372:ALA:CB	3:N:399:ALA:HA	2.18	0.73
7:S:101:MYR:H142	7:S:101:MYR:C10	2.11	0.73
5:W:736:VAL:HG21	5:W:780:LEU:CD2	2.18	0.73
5:W:1038:ASN:HD22	5:W:1049:ALA:CB	1.99	0.73
6:Y:985:VAL:HG12	6:Y:1073:ARG:HB3	1.68	0.73
3:D:87:PHE:CE1	3:F:121:ALA:CB	2.71	0.73
3:D:354:SER:HB2	3:D:419:MET:HA	1.70	0.73
3:J:58:ILE:CG2	3:J:124:GLY:HA2	2.18	0.73
3:J:121:ALA:CB	3:N:87:PHE:CE1	2.71	0.73
7:K:101:MYR:H142	7:K:101:MYR:C10	2.10	0.73
3:P:469:VAL:O	3:P:470:LEU:HB2	1.88	0.73
2:Q:9:ASN:HD21	3:R:206:GLU:HA	1.53	0.73
3:R:92:TRP:NE1	3:R:156:VAL:HG21	2.03	0.73
3:T:87:PHE:HZ	3:T:235:LEU:HD12	1.50	0.73
3:T:291:PRO:HB3	3:T:467:THR:CG2	2.16	0.73
5:W:157:GLN:O	5:W:157:GLN:HG2	1.86	0.73
5:W:1078:VAL:HG21	5:W:1087:LEU:HB3	1.68	0.73

Continued on next page...

Continued from previous page...

Atom-1	Atom-2	Interatomic distance (Å)	Clash overlap (Å)
3:B:372:ALA:CB	3:B:399:ALA:HA	2.18	0.73
3:D:118:TYR:HE1	3:D:130:PRO:HB3	1.51	0.73
3:D:382:ILE:HA	3:D:385:VAL:HG12	1.70	0.73
2:E:13:ILE:HD11	7:E:101:MYR:H111	1.69	0.73
3:F:372:ALA:CB	3:F:399:ALA:HA	2.18	0.73
3:F:545:VAL:CG2	3:H:637:PHE:HE1	2.01	0.73
3:H:382:ILE:HA	3:H:385:VAL:HG12	1.70	0.73
3:J:49:ARG:HG3	3:J:64:VAL:HG21	1.70	0.73
3:L:87:PHE:CE1	3:N:121:ALA:CB	2.71	0.73
3:N:540:VAL:HG21	3:N:566:TRP:CE3	2.22	0.73
6:Y:202:THR:HG22	6:Y:391:CYS:HA	1.71	0.73
6:Y:486:LEU:HD22	6:Y:488:LEU:HD12	1.70	0.73
3:D:78:MET:CE	3:H:238:VAL:CG2	2.59	0.73
3:F:48:TRP:CH2	3:F:122:THR:HA	2.24	0.73
3:H:271:LEU:HD11	3:H:516:LYS:HB2	1.69	0.73
3:L:271:LEU:HD11	3:L:516:LYS:HB2	1.69	0.73
3:P:356:THR:HG21	3:T:412:ARG:HH22	1.53	0.73
3:R:118:TYR:HE1	3:R:130:PRO:HB3	1.51	0.73
3:T:525:ILE:HD12	3:T:604:VAL:HG13	1.69	0.73
2:A:13:ILE:HD11	7:A:101:MYR:H111	1.70	0.73
3:D:164:ASP:OD2	3:H:534:SER:HB3	1.89	0.73
3:F:339:ILE:HD13	3:F:349:LEU:CD2	2.17	0.73
3:J:469:VAL:HG21	3:L:575:MET:HE2	1.66	0.73
3:L:375:LEU:HD23	3:L:437:ILE:CD1	2.15	0.73
3:R:48:TRP:CH2	3:R:122:THR:HA	2.24	0.73
5:W:989:HIS:CE1	5:W:1027:HIS:HD1	2.06	0.73
6:Y:374:ALA:HB1	6:Y:377:ILE:CD1	2.16	0.73
3:B:271:LEU:HD11	3:B:516:LYS:HB2	1.69	0.73
3:D:534:SER:HB3	3:F:164:ASP:OD2	1.89	0.73
3:H:48:TRP:CH2	3:H:122:THR:HA	2.23	0.73
3:H:644:LEU:O	3:H:646:PRO:HD3	1.89	0.73
3:L:411:VAL:O	3:L:412:ARG:HB2	1.87	0.73
3:P:48:TRP:CH2	3:P:122:THR:HA	2.23	0.73
6:X:976:ASN:HA	6:X:1083:TYR:HE1	1.54	0.73
6:Y:122:CYS:SG	6:Y:140:HIS:CE1	2.79	0.73
3:B:354:SER:HB2	3:B:419:MET:HA	1.69	0.73
3:J:294:TYR:HH	3:J:502:LEU:HA	1.52	0.73
3:P:92:TRP:NE1	3:P:156:VAL:HG21	2.03	0.73
3:P:372:ALA:CB	3:P:399:ALA:HA	2.18	0.73
3:R:411:VAL:O	3:R:412:ARG:HB2	1.87	0.73
3:T:92:TRP:NE1	3:T:156:VAL:HG21	2.03	0.73

Continued on next page...

Continued from previous page...

Atom-1	Atom-2	Interatomic distance (Å)	Clash overlap (Å)
3:T:372:ALA:CB	3:T:399:ALA:HA	2.18	0.73
4:U:61:VAL:HG12	4:U:276:HIS:HA	1.71	0.73
3:B:469:VAL:O	3:B:470:LEU:HB2	1.87	0.73
3:F:644:LEU:O	3:F:646:PRO:HD3	1.89	0.73
3:J:92:TRP:NE1	3:J:156:VAL:HG21	2.03	0.73
3:J:534:SER:HB3	3:L:164:ASP:OD2	1.89	0.73
3:L:644:LEU:O	3:L:646:PRO:HD3	1.89	0.73
3:R:291:PRO:HB3	3:R:467:THR:CG2	2.16	0.73
6:X:996:MET:O	6:X:998:PRO:HD3	1.88	0.73
6:X:1170:PRO:HD2	6:X:1189:THR:CG2	2.19	0.73
3:B:48:TRP:CH2	3:B:122:THR:HA	2.24	0.73
3:J:48:TRP:CH2	3:J:122:THR:HA	2.24	0.73
3:P:87:PHE:CE1	3:R:121:ALA:CB	2.71	0.73
3:P:291:PRO:HB3	3:P:467:THR:CG2	2.16	0.73
3:R:322:TYR:O	3:R:323:SER:OG	2.06	0.73
3:R:534:SER:HB3	3:T:164:ASP:OD2	1.89	0.73
3:T:368:THR:HG22	3:T:446:PRO:HG3	1.71	0.73
3:T:382:ILE:HA	3:T:385:VAL:HG12	1.70	0.73
4:U:268:ARG:HG2	4:U:327:ASP:OD1	1.89	0.73
5:W:30:LEU:HG	5:W:118:LEU:HD11	1.70	0.73
5:W:558:VAL:HG22	5:W:560:HIS:H	1.54	0.73
6:X:524:ASP:C	6:X:526:ALA:H	1.88	0.73
6:X:899:ALA:O	6:X:903:HIS:HB2	1.89	0.73
6:X:980:GLY:HA3	6:X:1140:GLU:HB2	1.68	0.73
6:Y:331:ARG:HD3	6:Y:387:CYS:SG	2.29	0.73
6:Y:980:GLY:HA3	6:Y:1140:GLU:HG2	1.70	0.73
3:D:368:THR:HG22	3:D:446:PRO:HG3	1.71	0.73
3:D:644:LEU:O	3:D:646:PRO:HD3	1.89	0.73
2:I:9:ASN:HD21	3:J:206:GLU:HA	1.53	0.73
3:J:98:ALA:HB2	3:J:206:GLU:HG2	1.71	0.73
3:J:375:LEU:HD23	3:J:437:ILE:CD1	2.15	0.73
3:L:382:ILE:HA	3:L:385:VAL:HG12	1.71	0.73
3:L:412:ARG:HH22	3:N:356:THR:HG21	1.53	0.73
3:N:354:SER:HB2	3:N:419:MET:HA	1.69	0.73
3:P:609:ARG:HB3	2:Q:29:THR:CG2	2.14	0.73
3:T:375:LEU:HD23	3:T:437:ILE:CD1	2.15	0.73
4:U:239:PRO:O	4:U:358:ASP:HB3	1.89	0.73
5:W:1208:CYS:HB3	5:W:1216:GLY:CA	2.18	0.73
6:X:370:ARG:C	6:X:371:LEU:HD12	2.09	0.73
6:X:1122:PRO:CB	6:X:1159:GLY:HA3	2.19	0.73
6:Y:618:PRO:HB2	6:Y:941:TYR:CG	2.24	0.73

Continued on next page...

Continued from previous page...

Atom-1	Atom-2	Interatomic distance (Å)	Clash overlap (Å)
6:Y:632:ASN:HB3	6:Y:634:GLN:NE2	2.03	0.73
3:F:322:TYR:O	3:F:323:SER:OG	2.06	0.72
3:F:368:THR:HG22	3:F:446:PRO:HG3	1.71	0.72
2:G:13:ILE:HD11	7:G:101:MYR:H111	1.70	0.72
3:J:277:ASP:C	3:J:278:THR:CG2	2.58	0.72
3:J:609:ARG:HB3	2:K:29:THR:CG2	2.14	0.72
3:N:271:LEU:HD11	3:N:516:LYS:HB2	1.69	0.72
2:O:29:THR:CG2	3:T:609:ARG:HB3	2.14	0.72
3:P:121:ALA:CB	3:T:87:PHE:CE1	2.71	0.72
3:P:289:LEU:HD21	3:R:515:ASN:ND2	2.04	0.72
3:R:98:ALA:HB2	3:R:206:GLU:HG2	1.71	0.72
3:R:412:ARG:HH22	3:T:356:THR:HG21	1.53	0.72
3:T:48:TRP:CH2	3:T:122:THR:HA	2.24	0.72
3:T:277:ASP:C	3:T:278:THR:CG2	2.58	0.72
5:W:243:GLN:HE22	5:W:257:GLN:HG3	1.52	0.72
3:B:87:PHE:CZ	3:B:235:LEU:HD12	2.24	0.72
3:B:368:THR:HG22	3:B:446:PRO:HG3	1.71	0.72
3:B:382:ILE:HA	3:B:385:VAL:HG12	1.70	0.72
3:F:87:PHE:CE1	3:H:121:ALA:CB	2.71	0.72
3:F:271:LEU:HD11	3:F:516:LYS:HB2	1.69	0.72
3:H:291:PRO:HB3	3:H:467:THR:CG2	2.17	0.72
3:H:368:THR:HG22	3:H:446:PRO:HG3	1.71	0.72
3:J:57:THR:HG22	3:J:58:ILE:N	2.04	0.72
3:J:368:THR:HG22	3:J:446:PRO:HG3	1.71	0.72
3:J:637:PHE:HE1	3:N:545:VAL:CG2	2.01	0.72
3:L:48:TRP:CH2	3:L:122:THR:HA	2.23	0.72
3:R:87:PHE:CE1	3:T:121:ALA:CB	2.71	0.72
4:U:170:THR:HG23	4:U:207:THR:HA	1.71	0.72
5:W:63:PRO:HB2	5:W:64:PRO:CD	2.19	0.72
5:W:853:THR:HG22	5:W:873:ALA:HB3	1.71	0.72
6:X:801:ARG:HH11	6:X:801:ARG:CB	1.94	0.72
6:X:937:ALA:CB	6:X:947:ARG:HA	2.18	0.72
2:A:9:ASN:HD21	3:B:206:GLU:HA	1.53	0.72
3:D:472:ARG:HH21	3:F:530:ARG:NE	1.87	0.72
3:F:92:TRP:NE1	3:F:156:VAL:HG21	2.03	0.72
3:J:363:ASN:HD21	3:J:366:LEU:HB2	1.55	0.72
3:L:354:SER:HB2	3:L:419:MET:HA	1.69	0.72
3:N:644:LEU:O	3:N:646:PRO:HD3	1.89	0.72
2:O:13:ILE:HD11	7:O:101:MYR:H111	1.70	0.72
3:R:238:VAL:HG22	3:T:142:ILE:CD1	2.19	0.72
3:R:363:ASN:HD21	3:R:366:LEU:HB2	1.55	0.72

Continued on next page...

Continued from previous page...

Atom-1	Atom-2	Interatomic distance (Å)	Clash overlap (Å)
3:T:87:PHE:CZ	3:T:235:LEU:HD12	2.25	0.72
3:T:469:VAL:O	3:T:470:LEU:HB2	1.87	0.72
5:W:137:ARG:HH22	5:W:164:VAL:HG21	1.54	0.72
5:W:574:THR:HA	5:W:609:MET:O	1.89	0.72
6:Y:485:PRO:HB3	6:Y:836:HIS:CD2	2.24	0.72
3:B:92:TRP:NE1	3:B:156:VAL:HG21	2.03	0.72
3:J:164:ASP:OD2	3:N:534:SER:HB3	1.89	0.72
3:J:382:ILE:HA	3:J:385:VAL:HG12	1.70	0.72
3:L:87:PHE:CZ	3:L:235:LEU:HD12	2.25	0.72
3:L:277:ASP:C	3:L:278:THR:CG2	2.58	0.72
2:O:8:VAL:CG1	3:P:206:GLU:OE2	2.38	0.72
3:R:375:LEU:HD23	3:R:437:ILE:CD1	2.15	0.72
2:S:8:VAL:CG1	3:T:206:GLU:OE2	2.38	0.72
6:X:497:ILE:HD13	6:X:514:ILE:CD1	2.19	0.72
6:X:820:VAL:O	6:X:824:CYS:HB3	1.89	0.72
3:B:277:ASP:C	3:B:278:THR:CG2	2.58	0.72
3:B:428:ARG:HG2	3:B:428:ARG:NH1	2.03	0.72
3:D:515:ASN:ND2	3:H:289:LEU:HD21	2.05	0.72
3:F:412:ARG:HH22	3:H:356:THR:HG21	1.53	0.72
3:H:372:ALA:CB	3:H:399:ALA:HA	2.18	0.72
3:J:53:THR:HA	4:V:332:PRO:HG3	1.72	0.72
3:P:271:LEU:HD11	3:P:516:LYS:HB2	1.69	0.72
3:P:274:ILE:CD1	3:P:514:LEU:HD22	2.10	0.72
3:P:534:SER:HB3	3:R:164:ASP:OD2	1.89	0.72
3:R:545:VAL:CG2	3:T:637:PHE:HE1	2.01	0.72
2:S:13:ILE:HD11	7:S:101:MYR:H111	1.70	0.72
5:W:263:VAL:CG2	5:W:303:LEU:HD11	2.19	0.72
5:W:1014:ASN:ND2	5:W:1213:SER:HB2	2.05	0.72
6:X:291:LEU:HD12	6:X:891:PHE:HB2	1.72	0.72
6:X:793:ARG:NH1	6:Y:693:TYR:CE2	2.57	0.72
6:Y:761:VAL:HG21	6:Y:844:LEU:HD13	1.71	0.72
3:D:428:ARG:HG2	3:D:428:ARG:NH1	2.03	0.72
3:F:354:SER:HB2	3:F:419:MET:HA	1.69	0.72
3:F:534:SER:HB3	3:H:164:ASP:OD2	1.89	0.72
2:G:8:VAL:CG1	3:H:206:GLU:OE2	2.38	0.72
2:I:8:VAL:CG1	3:J:206:GLU:OE2	2.38	0.72
3:L:411:VAL:O	3:L:411:VAL:HG12	1.90	0.72
3:N:48:TRP:CH2	3:N:122:THR:HA	2.23	0.72
3:N:363:ASN:HD21	3:N:366:LEU:HB2	1.55	0.72
3:P:78:MET:CE	3:T:238:VAL:CG2	2.59	0.72
3:P:354:SER:HB2	3:P:419:MET:HA	1.69	0.72

Continued on next page...

Continued from previous page...

Atom-1	Atom-2	Interatomic distance (Å)	Clash overlap (Å)
3:P:515:ASN:ND2	3:T:289:LEU:HD21	2.04	0.72
2:Q:8:VAL:CG1	3:R:206:GLU:OE2	2.38	0.72
2:Q:27:THR:O	2:Q:27:THR:CG2	2.38	0.72
3:R:289:LEU:HD21	3:T:515:ASN:ND2	2.04	0.72
4:U:102:PRO:HD3	6:X:880:LEU:HD11	1.70	0.72
4:U:223:LEU:HD11	4:U:411:PHE:CE2	2.24	0.72
4:U:231:GLY:HA2	4:U:255:ARG:NH1	2.04	0.72
6:X:509:SER:HB3	6:X:512:SER:HB3	1.72	0.72
2:A:8:VAL:CG1	3:B:206:GLU:OE2	2.38	0.72
3:D:545:VAL:CG2	3:F:637:PHE:HE1	2.01	0.72
3:F:277:ASP:C	3:F:278:THR:CG2	2.58	0.72
3:F:411:VAL:O	3:F:412:ARG:HB2	1.87	0.72
3:H:98:ALA:HB2	3:H:206:GLU:HG2	1.71	0.72
2:I:27:THR:O	2:I:27:THR:CG2	2.38	0.72
2:K:27:THR:O	2:K:27:THR:CG2	2.38	0.72
3:N:277:ASP:C	3:N:278:THR:CG2	2.58	0.72
3:P:363:ASN:HD21	3:P:366:LEU:HB2	1.55	0.72
3:P:375:LEU:HD23	3:P:437:ILE:CD1	2.15	0.72
3:P:644:LEU:O	3:P:646:PRO:HD3	1.89	0.72
3:R:277:ASP:C	3:R:278:THR:CG2	2.58	0.72
3:T:98:ALA:HB2	3:T:206:GLU:HG2	1.71	0.72
6:X:746:TYR:HA	6:X:750:MET:HE3	1.70	0.72
6:X:801:ARG:HD3	6:X:939:LEU:HD13	1.72	0.72
6:Y:981:ASN:ND2	6:Y:1077:GLU:HG2	2.04	0.72
3:B:609:ARG:O	3:B:610:THR:HG23	1.90	0.72
3:B:644:LEU:O	3:B:646:PRO:HD3	1.89	0.72
2:C:9:ASN:HD21	3:D:206:GLU:HA	1.54	0.72
3:D:98:ALA:HB2	3:D:206:GLU:HG2	1.71	0.72
3:D:344:MET:HE1	3:D:502:LEU:HD11	1.72	0.72
3:D:363:ASN:HD21	3:D:366:LEU:HB2	1.55	0.72
2:E:8:VAL:CG1	3:F:206:GLU:OE2	2.38	0.72
3:H:277:ASP:C	3:H:278:THR:CG2	2.58	0.72
3:J:356:THR:HG21	3:N:412:ARG:HH22	1.53	0.72
3:J:609:ARG:O	3:J:610:THR:HG23	1.90	0.72
3:P:411:VAL:O	3:P:411:VAL:HG12	1.90	0.72
3:R:87:PHE:CZ	3:R:235:LEU:HD12	2.24	0.72
4:V:48:THR:O	6:Y:417:VAL:HG21	1.89	0.72
5:W:623:PRO:HB2	5:W:628:TRP:HE1	1.53	0.72
6:X:398:ILE:O	6:X:401:THR:HG22	1.88	0.72
6:X:700:TRP:O	6:X:704:THR:HG22	1.90	0.72
2:A:27:THR:O	2:A:27:THR:CG2	2.38	0.72

Continued on next page...

Continued from previous page...

Atom-1	Atom-2	Interatomic distance (Å)	Clash overlap (Å)
3:B:363:ASN:HD21	3:B:366:LEU:HB2	1.55	0.72
3:D:637:PHE:HE1	3:H:545:VAL:CG2	2.01	0.72
3:F:363:ASN:HD21	3:F:366:LEU:HB2	1.55	0.72
3:L:609:ARG:HB3	2:M:29:THR:CG2	2.14	0.72
3:N:382:ILE:HA	3:N:385:VAL:HG12	1.70	0.72
3:P:287:PRO:HG2	3:P:471:LEU:HD12	1.72	0.72
3:P:609:ARG:O	3:P:610:THR:HG23	1.90	0.72
3:T:287:PRO:HG2	3:T:471:LEU:HD12	1.72	0.72
5:W:137:ARG:HB3	5:W:153:LYS:HG2	1.71	0.72
5:W:672:THR:HG21	5:W:1081:VAL:HA	1.71	0.72
3:B:287:PRO:HG2	3:B:471:LEU:HD12	1.72	0.72
3:D:238:VAL:CG2	3:F:78:MET:CE	2.59	0.72
3:L:289:LEU:HD21	3:N:515:ASN:ND2	2.04	0.72
7:M:101:MYR:H143	7:M:101:MYR:C10	2.12	0.72
3:N:368:THR:HG22	3:N:446:PRO:HG3	1.71	0.72
7:Q:101:MYR:H142	7:Q:101:MYR:C10	2.10	0.72
3:R:644:LEU:O	3:R:646:PRO:HD3	1.89	0.72
5:W:564:LEU:HD13	5:W:570:VAL:HG13	1.70	0.72
5:W:566:LEU:HD13	5:W:605:THR:OG1	1.89	0.72
6:X:827:THR:HG21	6:X:831:LEU:HD22	1.72	0.72
6:Y:54:VAL:HB	6:Y:57:GLN:HG3	1.72	0.72
6:Y:990:ASN:HB2	6:Y:1131:ARG:HA	1.70	0.72
2:C:8:VAL:CG1	3:D:206:GLU:OE2	2.38	0.71
2:C:13:ILE:HD11	7:C:101:MYR:H111	1.70	0.71
3:J:87:PHE:CZ	3:J:235:LEU:HD12	2.24	0.71
2:O:13:ILE:HB	3:P:205:ASN:HB3	1.72	0.71
3:P:59:ASP:HB2	5:W:380:ASN:HB2	1.70	0.71
3:P:87:PHE:CZ	3:P:235:LEU:HD12	2.24	0.71
3:T:354:SER:HB2	3:T:419:MET:HA	1.70	0.71
3:T:644:LEU:O	3:T:646:PRO:HD3	1.89	0.71
4:V:195:GLN:HE22	6:Y:377:ILE:H	1.35	0.71
5:W:675:GLN:O	5:W:679:LEU:HB2	1.90	0.71
6:X:453:LEU:CD2	6:X:861:ARG:HA	2.18	0.71
6:Y:634:GLN:CD	6:Y:634:GLN:H	1.92	0.71
3:F:289:LEU:HD21	3:H:515:ASN:ND2	2.04	0.71
3:H:322:TYR:O	3:H:323:SER:OG	2.06	0.71
3:H:363:ASN:HD21	3:H:366:LEU:HB2	1.55	0.71
3:J:644:LEU:O	3:J:646:PRO:HD3	1.89	0.71
3:L:322:TYR:O	3:L:323:SER:OG	2.07	0.71
3:L:564:LEU:HD21	3:L:568:ARG:HH21	1.55	0.71
3:N:609:ARG:O	3:N:610:THR:HG23	1.90	0.71

Continued on next page...

Continued from previous page...

Atom-1	Atom-2	Interatomic distance (Å)	Clash overlap (Å)
2:O:9:ASN:HD21	3:P:206:GLU:HA	1.53	0.71
5:W:708:LEU:HD23	5:W:764:THR:HG22	1.72	0.71
5:W:740:VAL:HG21	5:W:770:ARG:NH1	2.05	0.71
5:W:1234:ASN:O	5:W:1235:THR:HG23	1.90	0.71
6:X:317:PHE:HB2	6:X:373:ARG:HH22	1.55	0.71
6:Y:640:ARG:HH11	6:Y:640:ARG:HG3	1.54	0.71
6:Y:692:THR:HG23	6:Y:693:TYR:HD1	1.55	0.71
3:D:291:PRO:HB3	3:D:467:THR:CG2	2.17	0.71
3:D:411:VAL:O	3:D:411:VAL:HG12	1.90	0.71
3:F:287:PRO:HG2	3:F:471:LEU:HD12	1.72	0.71
3:J:289:LEU:HD21	3:L:515:ASN:ND2	2.04	0.71
3:J:564:LEU:HD21	3:J:568:ARG:HH21	1.55	0.71
3:L:287:PRO:HG2	3:L:471:LEU:HD12	1.72	0.71
3:R:368:THR:HG22	3:R:446:PRO:HG3	1.71	0.71
3:T:428:ARG:HG2	3:T:428:ARG:NH1	2.03	0.71
4:U:41:PHE:HD1	6:X:404:MET:CE	2.03	0.71
4:U:177:TYR:CZ	6:X:412:ASP:HB3	2.25	0.71
5:W:769:ARG:HD3	5:W:844:SER:O	1.90	0.71
3:B:564:LEU:HD21	3:B:568:ARG:HH21	1.55	0.71
3:D:87:PHE:CZ	3:D:235:LEU:HD12	2.24	0.71
3:D:287:PRO:HG2	3:D:471:LEU:HD12	1.72	0.71
2:E:9:ASN:HD21	3:F:206:GLU:HA	1.53	0.71
3:F:274:ILE:CD1	3:F:514:LEU:HD23	2.20	0.71
3:F:411:VAL:O	3:F:411:VAL:HG12	1.90	0.71
3:F:609:ARG:O	3:F:610:THR:HG23	1.90	0.71
3:H:411:VAL:O	3:H:411:VAL:HG12	1.90	0.71
3:L:363:ASN:HD21	3:L:366:LEU:HB2	1.55	0.71
7:M:101:MYR:H21	3:N:191:LYS:CE	2.20	0.71
3:N:411:VAL:O	3:N:412:ARG:HB2	1.87	0.71
3:R:354:SER:HB2	3:R:419:MET:HA	1.70	0.71
6:Y:317:PHE:HZ	6:Y:385:VAL:HG11	1.56	0.71
6:Y:611:PRO:O	6:Y:614:GLN:HB3	1.90	0.71
3:D:237:GLU:CB	3:F:46:LYS:HZ1	2.01	0.71
3:D:412:ARG:HH22	3:F:356:THR:HG21	1.53	0.71
3:D:609:ARG:O	3:D:610:THR:HG23	1.90	0.71
2:E:13:ILE:HB	3:F:205:ASN:HB3	1.72	0.71
3:F:87:PHE:CZ	3:F:235:LEU:HD12	2.24	0.71
3:J:46:LYS:HZ3	3:N:237:GLU:CD	1.93	0.71
2:M:13:ILE:HB	3:N:205:ASN:HB3	1.72	0.71
3:N:87:PHE:CZ	3:N:235:LEU:HD12	2.24	0.71
3:N:98:ALA:HB2	3:N:206:GLU:HG2	1.71	0.71

Continued on next page...

Continued from previous page...

Atom-1	Atom-2	Interatomic distance (Å)	Clash overlap (Å)
3:P:164:ASP:OD2	3:T:534:SER:HB3	1.89	0.71
3:R:287:PRO:HG2	3:R:471:LEU:HD12	1.72	0.71
3:T:363:ASN:HD21	3:T:366:LEU:HB2	1.55	0.71
3:T:564:LEU:HD21	3:T:568:ARG:HH21	1.55	0.71
5:W:433:CYS:O	5:W:1007:PRO:HA	1.89	0.71
5:W:981:LEU:HD12	5:W:1028:ILE:HG21	1.71	0.71
6:X:301:LEU:HD13	6:X:964:VAL:HG12	1.71	0.71
6:Y:489:ASP:OD1	6:Y:491:THR:HG23	1.90	0.71
6:Y:603:VAL:HG13	6:Y:606:MET:HB2	1.70	0.71
2:C:27:THR:O	2:C:27:THR:CG2	2.38	0.71
2:G:13:ILE:HB	3:H:205:ASN:HB3	1.72	0.71
3:L:534:SER:HB3	3:N:164:ASP:OD2	1.89	0.71
3:L:606:THR:CG2	3:N:173:ASP:HB2	2.21	0.71
3:P:277:ASP:C	3:P:278:THR:CG2	2.58	0.71
3:T:58:ILE:HG22	3:T:58:ILE:O	1.90	0.71
5:W:102:ARG:HH11	5:W:102:ARG:HG2	1.56	0.71
5:W:1087:LEU:HD21	5:W:1096:PHE:HB3	1.73	0.71
6:X:528:PHE:CE1	6:X:575:MET:CE	2.72	0.71
6:X:597:GLU:HG3	6:X:636:ALA:HA	1.72	0.71
3:B:96:PHE:HD1	3:B:101:THR:HG23	1.56	0.71
3:D:277:ASP:C	3:D:278:THR:CG2	2.58	0.71
3:H:300:LYS:HE3	3:H:303:ASP:OD2	1.91	0.71
3:J:515:ASN:ND2	3:N:289:LEU:HD21	2.04	0.71
3:J:575:MET:HE2	3:N:469:VAL:CG2	2.20	0.71
3:N:300:LYS:HE3	3:N:303:ASP:OD2	1.91	0.71
3:P:51:VAL:HB	5:W:379:VAL:HG21	1.73	0.71
3:P:98:ALA:HB2	3:P:206:GLU:HG2	1.71	0.71
3:P:173:ASP:HB2	3:T:606:THR:CG2	2.21	0.71
3:R:96:PHE:HD1	3:R:101:THR:HG23	1.56	0.71
3:R:382:ILE:HA	3:R:385:VAL:HG12	1.71	0.71
3:R:411:VAL:O	3:R:411:VAL:HG12	1.90	0.71
2:S:13:ILE:HB	3:T:205:ASN:HB3	1.72	0.71
5:W:409:ILE:HG12	5:W:779:MET:CE	2.21	0.71
5:W:1057:PRO:HG3	5:W:1089:TYR:CE1	2.26	0.71
6:X:995:PRO:HG2	6:X:1118:CYS:O	1.90	0.71
2:I:13:ILE:HD11	7:I:101:MYR:H111	1.70	0.71
3:N:287:PRO:HG2	3:N:471:LEU:HD12	1.72	0.71
7:O:101:MYR:H142	7:O:101:MYR:C10	2.11	0.71
3:R:274:ILE:CD1	3:R:514:LEU:HD23	2.20	0.71
4:U:93:ARG:HB3	4:U:93:ARG:NH1	2.06	0.71
5:W:480:ARG:NE	5:W:649:ILE:HG22	2.05	0.71

Continued on next page...

Continued from previous page...

Atom-1	Atom-2	Interatomic distance (Å)	Clash overlap (Å)
5:W:714:ARG:HB2	5:W:758:THR:HG22	1.72	0.71
6:X:673:ASN:O	6:X:674:ARG:HD2	1.91	0.71
3:B:98:ALA:HB2	3:B:206:GLU:HG2	1.71	0.71
3:D:375:LEU:HD23	3:D:437:ILE:CD1	2.15	0.71
3:D:575:MET:HE2	3:H:469:VAL:HG21	1.66	0.71
3:F:98:ALA:HB2	3:F:206:GLU:HG2	1.71	0.71
3:F:606:THR:CG2	3:H:173:ASP:HB2	2.21	0.71
3:H:87:PHE:CZ	3:H:235:LEU:HD12	2.25	0.71
3:J:274:ILE:CD1	3:J:514:LEU:HD23	2.20	0.71
3:J:530:ARG:NE	3:N:472:ARG:HH21	1.87	0.71
3:J:606:THR:CG2	3:L:173:ASP:HB2	2.21	0.71
3:R:294:TYR:HH	3:R:502:LEU:HA	1.53	0.71
3:R:564:LEU:HD21	3:R:568:ARG:HH21	1.55	0.71
2:S:5:GLN:CG	2:S:5:GLN:OE1	2.39	0.71
2:S:26:MET:HG3	3:T:216:PRO:CG	2.21	0.71
4:V:175:MET:HE3	6:Y:400:GLU:OE2	1.91	0.71
5:W:38:ASN:HD21	5:W:40:HIS:HB3	1.54	0.71
6:Y:923:LEU:CD2	6:Y:931:ILE:HD13	2.21	0.71
3:B:291:PRO:HB3	3:B:467:THR:CG2	2.17	0.71
3:D:57:THR:H	3:D:60:SER:HB3	1.55	0.71
3:D:96:PHE:HD1	3:D:101:THR:HG23	1.56	0.71
7:G:101:MYR:H52	7:G:101:MYR:H91	1.73	0.71
3:H:58:ILE:HG22	3:H:58:ILE:O	1.90	0.71
3:H:609:ARG:O	3:H:610:THR:HG23	1.90	0.71
3:L:96:PHE:HD1	3:L:101:THR:HG23	1.56	0.71
3:L:178:SER:HB3	2:Q:3:ASN:HD21	1.55	0.71
3:L:609:ARG:O	3:L:610:THR:HG23	1.90	0.71
3:P:606:THR:CG2	3:R:173:ASP:HB2	2.21	0.71
5:W:335:SER:HA	5:W:752:ASN:O	1.91	0.71
6:X:590:ALA:HA	6:X:639:LEU:HD11	1.72	0.71
6:Y:167:ILE:O	6:Y:167:ILE:HG13	1.91	0.71
6:Y:209:ASN:ND2	6:Y:242:ARG:HG3	2.05	0.71
3:D:579:ASN:ND2	3:D:582:LEU:HG	2.06	0.70
3:D:606:THR:CG2	3:F:173:ASP:HB2	2.21	0.70
3:D:609:ARG:HB3	2:E:29:THR:CG2	2.14	0.70
7:E:101:MYR:H91	7:E:101:MYR:H52	1.73	0.70
3:J:613:LEU:CD1	2:K:34:ILE:HB	2.21	0.70
2:K:8:VAL:CG1	3:L:206:GLU:OE2	2.38	0.70
3:N:58:ILE:HG22	3:N:58:ILE:O	1.90	0.70
2:O:34:ILE:HB	3:T:613:LEU:CD1	2.21	0.70
3:P:300:LYS:HE3	3:P:303:ASP:OD2	1.91	0.70

Continued on next page...

Continued from previous page...

Atom-1	Atom-2	Interatomic distance (Å)	Clash overlap (Å)
5:W:148:ILE:O	5:W:151:ILE:HG12	1.90	0.70
6:X:782:ASN:ND2	6:X:801:ARG:HD2	2.05	0.70
6:X:928:ASP:HB2	6:Y:740:LYS:HG2	1.72	0.70
6:X:1094:LEU:HD23	6:X:1094:LEU:O	1.90	0.70
6:Y:128:THR:HG22	6:Y:130:SER:H	1.55	0.70
6:Y:403:ILE:HG13	6:Y:1197:TYR:CE2	2.26	0.70
3:D:274:ILE:CD1	3:D:514:LEU:HD23	2.20	0.70
7:G:101:MYR:H21	3:H:191:LYS:CE	2.20	0.70
3:H:274:ILE:CD1	3:H:514:LEU:HD23	2.20	0.70
2:I:13:ILE:HB	3:J:205:ASN:HB3	1.72	0.70
3:J:173:ASP:HB2	3:N:606:THR:CG2	2.21	0.70
3:J:291:PRO:HB3	3:J:467:THR:CG2	2.17	0.70
7:M:101:MYR:H91	7:M:101:MYR:H52	1.73	0.70
3:N:96:PHE:HD1	3:N:101:THR:HG23	1.56	0.70
3:P:274:ILE:CD1	3:P:514:LEU:HD23	2.20	0.70
3:P:450:SER:HA	3:P:453:ASN:ND2	2.07	0.70
3:R:291:PRO:CB	3:R:467:THR:CG2	2.56	0.70
3:R:606:THR:CG2	3:T:173:ASP:HB2	2.21	0.70
6:X:671:PRO:HB2	6:X:674:ARG:HG3	1.73	0.70
3:B:300:LYS:HE3	3:B:303:ASP:OD2	1.91	0.70
3:D:289:LEU:HD21	3:F:515:ASN:ND2	2.04	0.70
3:F:300:LYS:HE3	3:F:303:ASP:OD2	1.91	0.70
3:H:287:PRO:HG2	3:H:471:LEU:HD12	1.72	0.70
3:H:450:SER:HA	3:H:453:ASN:ND2	2.06	0.70
2:K:13:ILE:HB	3:L:205:ASN:HB3	1.72	0.70
3:L:300:LYS:HE3	3:L:303:ASP:OD2	1.91	0.70
3:N:517:LEU:HG	3:N:601:THR:HG22	1.74	0.70
3:N:564:LEU:HD21	3:N:568:ARG:HH21	1.55	0.70
3:P:382:ILE:HA	3:P:385:VAL:HG12	1.70	0.70
3:T:336:THR:CG2	3:T:456:ASN:HD21	2.04	0.70
4:U:41:PHE:CD1	6:X:404:MET:CE	2.73	0.70
5:W:75:ILE:HD11	5:W:199:PRO:HG2	1.74	0.70
5:W:1065:HIS:O	5:W:1066:ASN:HB2	1.90	0.70
6:X:193:LEU:HD22	6:X:855:GLN:HE21	1.56	0.70
6:Y:457:MET:HG2	6:Y:860:THR:HG21	1.72	0.70
6:Y:882:PRO:O	6:Y:884:PRO:HD3	1.92	0.70
3:B:411:VAL:O	3:B:411:VAL:HG12	1.90	0.70
7:C:101:MYR:H52	7:C:101:MYR:H91	1.73	0.70
3:H:564:LEU:HD21	3:H:568:ARG:HH21	1.56	0.70
7:I:101:MYR:H91	7:I:101:MYR:H52	1.73	0.70
3:N:161:LYS:C	3:N:161:LYS:CD	2.54	0.70

Continued on next page...

Continued from previous page...

Atom-1	Atom-2	Interatomic distance (Å)	Clash overlap (Å)
3:N:450:SER:HA	3:N:453:ASN:ND2	2.06	0.70
3:R:609:ARG:O	3:R:610:THR:HG23	1.90	0.70
5:W:14:ASN:HB3	5:W:319:GLN:NE2	2.06	0.70
6:X:583:VAL:HG21	6:X:621:TRP:CG	2.26	0.70
6:Y:1160:GLU:O	6:Y:1160:GLU:CG	2.39	0.70
2:C:13:ILE:HB	3:D:205:ASN:HB3	1.72	0.70
3:F:58:ILE:HG22	3:F:58:ILE:O	1.90	0.70
3:F:336:THR:CG2	3:F:456:ASN:HD21	2.04	0.70
2:G:5:GLN:CG	2:G:5:GLN:OE1	2.39	0.70
3:H:96:PHE:HD1	3:H:101:THR:HG23	1.56	0.70
3:H:336:THR:CG2	3:H:456:ASN:HD21	2.04	0.70
3:J:84:LYS:CD	2:K:39:GLY:O	2.40	0.70
3:J:336:THR:CG2	3:J:456:ASN:HD21	2.04	0.70
3:J:428:ARG:HG2	3:J:428:ARG:NH1	2.03	0.70
3:P:517:LEU:HG	3:P:601:THR:HG22	1.74	0.70
3:R:450:SER:HA	3:R:453:ASN:ND2	2.07	0.70
4:V:51:LEU:HD13	6:X:1038:PRO:HD3	1.73	0.70
6:X:792:GLN:HG2	6:X:931:ILE:HG23	1.73	0.70
7:A:101:MYR:H91	7:A:101:MYR:H52	1.73	0.70
3:D:336:THR:CG2	3:D:456:ASN:HD21	2.04	0.70
3:J:78:MET:CE	3:N:238:VAL:CG2	2.59	0.70
3:L:336:THR:CG2	3:L:456:ASN:HD21	2.04	0.70
3:P:368:THR:HG22	3:P:446:PRO:HG3	1.71	0.70
3:P:428:ARG:HG2	3:P:428:ARG:NH1	2.03	0.70
2:Q:13:ILE:HB	3:R:205:ASN:HB3	1.72	0.70
7:S:101:MYR:H91	7:S:101:MYR:H52	1.73	0.70
5:W:438:VAL:HB	5:W:649:ILE:HD13	1.72	0.70
5:W:519:LEU:HD13	5:W:566:LEU:HG	1.73	0.70
6:Y:832:ILE:HD13	6:Y:1213:ALA:HB2	1.73	0.70
3:B:58:ILE:HG22	3:B:58:ILE:O	1.90	0.70
2:I:34:ILE:HB	3:N:613:LEU:CD1	2.21	0.70
3:L:450:SER:HA	3:L:453:ASN:ND2	2.07	0.70
2:M:8:VAL:CG1	3:N:206:GLU:OE2	2.38	0.70
3:N:274:ILE:CD1	3:N:514:LEU:HD23	2.20	0.70
3:P:84:LYS:CD	2:Q:39:GLY:O	2.40	0.70
3:P:96:PHE:HD1	3:P:101:THR:HG23	1.56	0.70
3:R:336:THR:CG2	3:R:456:ASN:HD21	2.04	0.70
3:T:411:VAL:O	3:T:411:VAL:HG12	1.90	0.70
5:W:1204:LEU:HB3	5:W:1227:TYR:CD2	2.27	0.70
6:X:317:PHE:CE2	6:X:370:ARG:HB3	2.25	0.70
6:X:655:GLU:CD	6:X:655:GLU:N	2.43	0.70

Continued on next page...

Continued from previous page...

Atom-1	Atom-2	Interatomic distance (Å)	Clash overlap (Å)
6:X:795:ASP:OD2	6:X:803:THR:HG22	1.91	0.70
6:X:1012:ARG:NH2	6:X:1043:GLY:HA3	2.03	0.70
3:J:277:ASP:O	3:J:278:THR:CG2	2.37	0.70
2:K:26:MET:HG3	3:L:216:PRO:CG	2.21	0.70
3:L:609:ARG:HH11	2:M:27:THR:CG2	2.05	0.70
3:N:579:ASN:ND2	3:N:582:LEU:HG	2.06	0.70
3:P:613:LEU:CD1	2:Q:34:ILE:HB	2.21	0.70
7:S:101:MYR:H21	3:T:191:LYS:CE	2.20	0.70
4:U:241:LEU:C	6:X:1179:VAL:CG1	2.61	0.70
4:V:271:SER:HB3	4:V:330:PRO:HD2	1.73	0.70
5:W:934:ASN:O	5:W:967:TYR:HB2	1.92	0.70
6:X:249:TRP:HZ3	6:X:342:LEU:HD23	1.57	0.70
6:Y:241:ASN:O	6:Y:1147:PHE:HB3	1.92	0.70
3:B:274:ILE:CD1	3:B:514:LEU:HD23	2.20	0.70
3:B:517:LEU:HG	3:B:601:THR:HG22	1.73	0.70
3:D:300:LYS:HE3	3:D:303:ASP:OD2	1.91	0.70
3:D:575:MET:HE2	3:H:469:VAL:CG2	2.21	0.70
3:F:564:LEU:HD21	3:F:568:ARG:HH21	1.55	0.70
2:I:27:THR:CG2	3:N:609:ARG:HH11	2.05	0.70
2:K:9:ASN:HD21	3:L:206:GLU:HA	1.53	0.70
3:N:411:VAL:O	3:N:411:VAL:HG12	1.90	0.70
3:R:300:LYS:HE3	3:R:303:ASP:OD2	1.91	0.70
3:T:609:ARG:O	3:T:610:THR:HG23	1.90	0.70
5:W:625:ARG:HG2	5:W:625:ARG:NH1	2.02	0.70
5:W:676:ARG:HB2	5:W:1081:VAL:CG1	2.21	0.70
5:W:679:LEU:HD22	5:W:1068:VAL:HG13	1.74	0.70
5:W:957:ARG:HB3	5:W:960:GLY:HA2	1.74	0.70
5:W:1233:ARG:HD2	5:W:1293:VAL:HG12	1.72	0.70
6:X:543:THR:O	6:X:578:ASP:HB2	1.92	0.70
3:B:336:THR:CG2	3:B:456:ASN:HD21	2.04	0.70
3:L:58:ILE:HG22	3:L:58:ILE:O	1.90	0.70
3:R:58:ILE:HG22	3:R:58:ILE:O	1.90	0.70
3:R:277:ASP:O	3:R:278:THR:CG2	2.37	0.70
3:T:300:LYS:HE3	3:T:303:ASP:OD2	1.91	0.70
3:T:344:MET:HE1	3:T:502:LEU:HD11	1.73	0.70
4:U:60:SER:HB3	4:U:63:SER:CB	2.13	0.70
5:W:1064:GLN:HB3	5:W:1069:GLU:HA	1.72	0.70
6:X:368:ILE:HG12	6:X:369:GLY:N	2.05	0.70
6:X:380:GLU:OE1	6:X:438:PRO:HG2	1.92	0.70
6:X:784:LEU:HD12	6:X:784:LEU:N	2.06	0.70
6:X:1125:TYR:O	6:X:1157:ALA:HB3	1.92	0.70

Continued on next page...

Continued from previous page...

Atom-1	Atom-2	Interatomic distance (Å)	Clash overlap (Å)
3:D:173:ASP:HB2	3:H:606:THR:CG2	2.21	0.69
3:H:582:LEU:HD23	3:H:585:GLN:NE2	2.07	0.69
3:J:287:PRO:HG2	3:J:471:LEU:HD12	1.72	0.69
3:L:368:THR:HG22	3:L:446:PRO:HG3	1.71	0.69
3:L:517:LEU:HG	3:L:601:THR:HG22	1.74	0.69
3:L:582:LEU:HD23	3:L:585:GLN:NE2	2.07	0.69
2:M:27:THR:O	2:M:27:THR:CG2	2.38	0.69
3:N:277:ASP:O	3:N:278:THR:CG2	2.37	0.69
5:W:149:THR:HA	5:W:152:THR:HG22	1.72	0.69
2:C:34:ILE:HB	3:H:613:LEU:CD1	2.21	0.69
3:D:530:ARG:NE	3:H:472:ARG:HH21	1.87	0.69
3:L:274:ILE:CD1	3:L:514:LEU:HD23	2.20	0.69
2:M:5:GLN:OE1	2:M:5:GLN:CG	2.39	0.69
3:N:336:THR:CG2	3:N:456:ASN:HD21	2.04	0.69
3:N:582:LEU:HD23	3:N:585:GLN:NE2	2.07	0.69
2:O:39:GLY:O	3:T:84:LYS:CD	2.40	0.69
3:P:46:LYS:HZ3	3:T:237:GLU:CD	1.96	0.69
3:P:344:MET:HE1	3:P:502:LEU:HD11	1.73	0.69
3:P:564:LEU:HD21	3:P:568:ARG:HH21	1.55	0.69
3:T:274:ILE:CD1	3:T:514:LEU:HD23	2.20	0.69
3:T:470:LEU:HD11	3:T:472:ARG:HH11	1.56	0.69
5:W:584:GLN:CG	5:W:621:ASN:HB2	2.19	0.69
5:W:1243:TYR:CE1	5:W:1298:ILE:HD11	2.27	0.69
6:X:1006:ARG:HG3	6:X:1007:GLY:N	2.07	0.69
6:Y:479:LEU:HB3	6:Y:758:LEU:HD11	1.74	0.69
2:A:13:ILE:HB	3:B:205:ASN:HB3	1.72	0.69
3:D:582:LEU:HD23	3:D:585:GLN:NE2	2.07	0.69
3:F:379:SER:HB3	3:N:380:VAL:HG22	1.73	0.69
3:F:582:LEU:HD23	3:F:585:GLN:NE2	2.07	0.69
3:J:609:ARG:HH11	2:K:27:THR:CG2	2.05	0.69
3:P:582:LEU:HD23	3:P:585:GLN:NE2	2.08	0.69
5:W:63:PRO:HA	5:W:66:ASN:OD1	1.92	0.69
6:X:252:LEU:HD12	6:X:253:GLY:N	2.07	0.69
6:X:600:ALA:O	6:X:623:PRO:HD2	1.91	0.69
3:B:339:ILE:HD11	3:B:464:LEU:HD22	1.75	0.69
2:C:26:MET:HG3	3:D:216:PRO:CG	2.21	0.69
3:J:582:LEU:HD23	3:J:585:GLN:NE2	2.08	0.69
3:L:98:ALA:HB2	3:L:206:GLU:HG2	1.71	0.69
3:L:274:ILE:HD11	3:L:514:LEU:HD21	1.73	0.69
3:N:339:ILE:HD11	3:N:464:LEU:HD22	1.75	0.69
7:O:101:MYR:H91	7:O:101:MYR:H52	1.73	0.69

Continued on next page...

Continued from previous page...

Atom-1	Atom-2	Interatomic distance (Å)	Clash overlap (Å)
3:T:339:ILE:HD11	3:T:464:LEU:HD22	1.75	0.69
4:U:51:LEU:HB3	4:U:53:VAL:HG13	1.74	0.69
6:Y:451:LEU:HD13	6:Y:666:ALA:HB2	1.73	0.69
6:Y:1156:THR:CG2	6:Y:1161:ASN:HB2	2.23	0.69
3:D:416:ARG:CB	3:F:298:PHE:CE1	2.76	0.69
3:F:96:PHE:HD1	3:F:101:THR:HG23	1.56	0.69
3:N:344:MET:HE1	3:N:502:LEU:HD11	1.73	0.69
3:P:336:THR:CG2	3:P:456:ASN:HD21	2.04	0.69
3:P:416:ARG:CB	3:R:298:PHE:CE1	2.76	0.69
3:R:609:ARG:HH11	2:S:27:THR:CG2	2.05	0.69
3:T:517:LEU:HG	3:T:601:THR:HG22	1.74	0.69
4:U:179:GLY:N	6:X:376:LEU:HD21	2.06	0.69
6:X:603:VAL:HG11	6:Y:715:VAL:HG11	1.75	0.69
2:C:27:THR:CG2	3:H:609:ARG:HH11	2.05	0.69
3:D:50:PRO:CB	3:D:60:SER:O	2.41	0.69
3:D:450:SER:HA	3:D:453:ASN:ND2	2.07	0.69
3:D:613:LEU:CD1	2:E:34:ILE:HB	2.21	0.69
7:E:101:MYR:H31	3:F:191:LYS:CG	2.23	0.69
2:I:26:MET:HG3	3:J:216:PRO:CG	2.21	0.69
3:J:416:ARG:CB	3:L:298:PHE:CE1	2.76	0.69
3:J:545:VAL:CG2	3:L:637:PHE:HE1	2.01	0.69
7:K:101:MYR:H52	7:K:101:MYR:H91	1.73	0.69
3:P:469:VAL:HG23	3:R:575:MET:CG	2.23	0.69
3:R:339:ILE:HD11	3:R:464:LEU:HD22	1.75	0.69
4:U:245:GLN:NE2	4:U:246:ALA:H	1.85	0.69
4:U:251:ASN:ND2	4:U:252:ASP:H	1.89	0.69
5:W:840:CYS:SG	5:W:854:MET:SD	2.90	0.69
5:W:1042:THR:OG1	5:W:1127:ILE:HA	1.92	0.69
6:X:875:GLN:HE22	6:X:930:ARG:HG2	1.56	0.69
3:B:339:ILE:HD13	3:B:349:LEU:HD21	1.75	0.69
7:C:101:MYR:H21	3:D:191:LYS:CE	2.23	0.69
3:H:277:ASP:O	3:H:278:THR:CG2	2.37	0.69
3:R:517:LEU:HG	3:R:601:THR:HG22	1.74	0.69
4:U:65:ASN:HA	4:U:68:VAL:HG12	1.74	0.69
5:W:57:THR:HG23	5:W:183:TYR:HA	1.74	0.69
6:X:427:LEU:O	6:X:428:LEU:HB3	1.92	0.69
6:X:662:LEU:HD22	6:X:662:LEU:N	2.07	0.69
6:X:864:PHE:HA	6:X:920:LEU:HD21	1.75	0.69
6:X:976:ASN:HA	6:X:1083:TYR:CE1	2.28	0.69
6:X:1167:LEU:HD22	6:X:1187:ARG:NH1	2.06	0.69
6:Y:413:PRO:HG3	6:Y:442:CYS:SG	2.32	0.69

Continued on next page...

Continued from previous page...

Atom-1	Atom-2	Interatomic distance (Å)	Clash overlap (Å)
6:Y:589:LEU:O	6:Y:593:LEU:HD23	1.92	0.69
2:C:39:GLY:O	3:H:84:LYS:CD	2.40	0.69
3:D:50:PRO:HA	3:D:60:SER:O	1.91	0.69
3:D:469:VAL:HG23	3:F:575:MET:CG	2.23	0.69
3:D:564:LEU:HD21	3:D:568:ARG:HH21	1.55	0.69
2:E:37:LYS:NZ	3:H:264:SER:OG	2.23	0.69
3:F:416:ARG:CB	3:H:298:PHE:CE1	2.76	0.69
3:F:517:LEU:HG	3:F:601:THR:HG22	1.74	0.69
2:G:26:MET:HG3	3:H:216:PRO:CG	2.21	0.69
3:J:411:VAL:O	3:J:411:VAL:HG12	1.90	0.69
3:P:298:PHE:CE1	3:T:416:ARG:CB	2.76	0.69
3:P:339:ILE:HD11	3:P:464:LEU:HD22	1.75	0.69
4:U:251:ASN:CG	4:U:252:ASP:H	1.94	0.69
6:X:453:LEU:O	6:X:453:LEU:HG	1.92	0.69
6:X:517:LEU:O	6:X:520:PRO:HD3	1.93	0.69
6:X:832:ILE:HB	6:X:835:HIS:HB3	1.75	0.69
6:X:993:TRP:NE1	6:X:995:PRO:HG3	2.08	0.69
6:Y:427:LEU:HD13	6:Y:837:TYR:HB3	1.74	0.69
6:Y:875:GLN:NE2	6:Y:878:GLY:HA3	2.08	0.69
6:Y:990:ASN:HD22	6:Y:1131:ARG:N	1.90	0.69
3:F:139:THR:CA	3:F:142:ILE:HG22	2.23	0.69
3:F:609:ARG:HH11	2:G:27:THR:CG2	2.05	0.69
3:H:339:ILE:HD13	3:H:349:LEU:HD21	1.75	0.69
3:J:300:LYS:HE3	3:J:303:ASP:OD2	1.91	0.69
3:J:450:SER:HA	3:J:453:ASN:ND2	2.06	0.69
3:J:469:VAL:HG23	3:L:575:MET:CG	2.23	0.69
3:J:517:LEU:HG	3:J:601:THR:HG22	1.74	0.69
3:L:339:ILE:HD11	3:L:464:LEU:HD22	1.75	0.69
2:O:27:THR:CG2	3:T:609:ARG:HH11	2.05	0.69
3:R:582:LEU:HD23	3:R:585:GLN:NE2	2.07	0.69
3:T:360:TYR:HD1	3:T:361:ASP:N	1.91	0.69
4:U:244:ASP:OD2	4:U:278:ILE:HG22	1.93	0.69
6:X:206:LEU:HD22	6:X:206:LEU:N	2.08	0.69
6:X:597:GLU:HG3	6:X:636:ALA:CA	2.22	0.69
3:D:84:LYS:CD	2:E:39:GLY:O	2.40	0.69
3:F:450:SER:HA	3:F:453:ASN:ND2	2.07	0.69
3:H:375:LEU:HD23	3:H:437:ILE:CD1	2.15	0.69
3:J:360:TYR:HD1	3:J:361:ASP:N	1.91	0.69
3:N:375:LEU:HD23	3:N:437:ILE:CD1	2.15	0.69
4:U:221:GLY:H	4:U:337:ARG:HG2	1.57	0.69
6:X:790:PRO:HB3	6:X:795:ASP:HB3	1.74	0.69

Continued on next page...

Continued from previous page...

Atom-1	Atom-2	Interatomic distance (Å)	Clash overlap (Å)
6:X:957:ILE:C	6:X:959:ARG:H	1.96	0.69
6:X:1097:ALA:HB3	6:X:1098:PRO:HD3	1.73	0.69
6:Y:413:PRO:HG2	6:Y:440:ILE:HD11	1.74	0.69
3:B:277:ASP:O	3:B:278:THR:CG2	2.37	0.68
3:F:339:ILE:HD13	3:F:349:LEU:HD21	1.75	0.68
3:H:360:TYR:HD1	3:H:361:ASP:N	1.91	0.68
3:H:517:LEU:HG	3:H:601:THR:HG22	1.74	0.68
3:J:274:ILE:CD1	3:J:514:LEU:HD22	2.10	0.68
3:L:322:TYR:CD1	3:L:396:VAL:HB	2.27	0.68
3:L:360:TYR:HD1	3:L:361:ASP:N	1.92	0.68
3:R:416:ARG:CB	3:T:298:PHE:CE1	2.76	0.68
3:R:579:ASN:ND2	3:R:582:LEU:HG	2.06	0.68
3:T:582:LEU:HD23	3:T:585:GLN:NE2	2.07	0.68
5:W:577:LEU:HD23	5:W:579:TYR:H	1.58	0.68
5:W:1063:VAL:HG22	5:W:1110:VAL:HG22	1.74	0.68
6:X:429:ASN:N	6:X:429:ASN:HD22	1.91	0.68
6:X:718:THR:HA	6:X:726:ARG:NH1	2.07	0.68
6:X:940:GLN:NE2	6:X:944:ASN:HD22	1.90	0.68
7:A:101:MYR:H21	3:B:191:LYS:CE	2.23	0.68
3:D:274:ILE:CD1	3:D:514:LEU:HD22	2.10	0.68
3:J:469:VAL:CG2	3:L:575:MET:HB2	2.23	0.68
3:R:411:VAL:HG11	3:T:461:ASP:HB3	1.76	0.68
5:W:261:LEU:O	5:W:264:GLU:HG3	1.94	0.68
5:W:470:MET:HG2	5:W:473:ARG:NH2	2.09	0.68
6:X:355:LYS:O	6:X:358:GLN:HB3	1.93	0.68
3:B:274:ILE:CD1	3:B:514:LEU:HD22	2.10	0.68
2:C:29:THR:CG2	3:H:609:ARG:HB3	2.14	0.68
3:D:48:TRP:CE2	3:D:63:ILE:HG23	2.28	0.68
3:J:339:ILE:HD11	3:J:464:LEU:HD22	1.75	0.68
3:J:575:MET:CG	3:N:469:VAL:HG23	2.23	0.68
3:P:609:ARG:NH1	2:Q:27:THR:CG2	2.56	0.68
3:P:609:ARG:HH11	2:Q:27:THR:CG2	2.05	0.68
3:T:339:ILE:HD13	3:T:349:LEU:HD21	1.75	0.68
6:Y:1213:ALA:O	6:Y:1214:THR:HG23	1.92	0.68
3:B:360:TYR:HD1	3:B:361:ASP:N	1.91	0.68
2:E:26:MET:HG3	3:F:216:PRO:CG	2.21	0.68
3:H:579:ASN:ND2	3:H:582:LEU:HG	2.06	0.68
3:J:411:VAL:HG11	3:L:461:ASP:HB3	1.76	0.68
3:L:339:ILE:HD13	3:L:349:LEU:HD21	1.75	0.68
7:Q:101:MYR:C2	3:R:191:LYS:HE2	2.23	0.68
4:U:37:TRP:HZ3	4:U:72:LEU:HD11	1.58	0.68

Continued on next page...

Continued from previous page...

Atom-1	Atom-2	Interatomic distance (Å)	Clash overlap (Å)
5:W:243:GLN:HB2	6:X:652:GLN:HG2	1.74	0.68
5:W:577:LEU:HD21	5:W:579:TYR:HB2	1.74	0.68
5:W:831:LEU:HD12	5:W:892:SER:O	1.94	0.68
6:Y:777:ASN:HB2	6:Y:942:GLY:HA2	1.74	0.68
6:Y:1060:ARG:NH2	6:Y:1101:GLU:HB3	2.09	0.68
2:I:39:GLY:O	3:N:84:LYS:CD	2.40	0.68
3:J:298:PHE:CE1	3:N:416:ARG:CB	2.76	0.68
3:L:469:VAL:HG23	3:N:575:MET:CG	2.23	0.68
7:Q:101:MYR:H91	7:Q:101:MYR:H52	1.73	0.68
5:W:114:ASN:HB3	5:W:117:VAL:CG1	2.23	0.68
5:W:617:VAL:HG13	5:W:658:VAL:HG12	1.76	0.68
6:Y:217:LYS:O	6:Y:218:GLU:HB3	1.93	0.68
3:D:298:PHE:CE1	3:H:416:ARG:CB	2.76	0.68
3:D:339:ILE:HD11	3:D:464:LEU:HD22	1.75	0.68
3:D:517:LEU:HG	3:D:601:THR:HG22	1.74	0.68
3:D:575:MET:HB2	3:H:469:VAL:CG2	2.24	0.68
3:D:575:MET:CG	3:H:469:VAL:HG23	2.23	0.68
3:D:609:ARG:HH11	2:E:27:THR:CG2	2.05	0.68
7:E:101:MYR:C2	3:F:191:LYS:HE2	2.23	0.68
3:J:575:MET:HB2	3:N:469:VAL:CG2	2.24	0.68
7:K:101:MYR:H31	3:L:191:LYS:CG	2.23	0.68
3:L:416:ARG:CB	3:N:298:PHE:CE1	2.76	0.68
3:N:339:ILE:HD13	3:N:349:LEU:HD21	1.75	0.68
4:U:16:GLN:OE1	4:U:380:ALA:HA	1.93	0.68
5:W:248:LEU:HD13	6:X:628:PRO:HD2	1.76	0.68
5:W:650:VAL:HG12	5:W:651:ASN:H	1.59	0.68
6:X:541:VAL:HG23	6:X:809:ALA:O	1.93	0.68
6:X:792:GLN:HB2	6:X:931:ILE:HD13	1.74	0.68
6:X:1019:THR:HG21	6:Y:429:ASN:HD21	1.58	0.68
2:A:26:MET:HG3	3:B:216:PRO:CG	2.21	0.68
3:B:582:LEU:HD23	3:B:585:GLN:NE2	2.08	0.68
3:D:137:ILE:HD13	3:D:142:ILE:HG13	1.76	0.68
3:H:413:GLY:O	3:H:415:PRO:HD3	1.94	0.68
3:J:98:ALA:CB	3:J:206:GLU:HG2	2.24	0.68
6:X:1122:PRO:HA	6:X:1159:GLY:HA3	1.74	0.68
3:F:360:TYR:HD1	3:F:361:ASP:N	1.91	0.68
3:L:277:ASP:O	3:L:278:THR:CG2	2.37	0.68
3:N:360:TYR:HD1	3:N:361:ASP:N	1.91	0.68
3:P:545:VAL:CG2	3:R:637:PHE:HE1	2.01	0.68
5:W:934:ASN:HD22	5:W:934:ASN:H	1.42	0.68
6:X:464:SER:HB2	6:Y:500:ILE:HG22	1.65	0.68

Continued on next page...

Continued from previous page...

Atom-1	Atom-2	Interatomic distance (Å)	Clash overlap (Å)
6:X:535:TRP:CE2	6:X:678:PRO:HG3	2.28	0.68
6:Y:294:ARG:HD3	6:Y:885:LEU:O	1.93	0.68
6:Y:996:MET:HB3	6:Y:1143:ASN:HB3	1.75	0.68
3:D:98:ALA:CB	3:D:206:GLU:HG2	2.24	0.68
3:D:461:ASP:HB3	3:H:411:VAL:HG11	1.76	0.68
3:J:49:ARG:HB2	3:J:64:VAL:HG22	1.76	0.68
3:J:96:PHE:HD1	3:J:101:THR:HG23	1.56	0.68
3:P:92:TRP:CD1	3:P:156:VAL:CG2	2.77	0.68
3:P:461:ASP:HB3	3:T:411:VAL:HG11	1.76	0.68
3:P:469:VAL:CG2	3:R:575:MET:HB2	2.24	0.68
3:R:469:VAL:CG2	3:T:575:MET:HE2	2.18	0.68
3:R:469:VAL:HG23	3:T:575:MET:CG	2.23	0.68
3:T:294:TYR:HH	3:T:502:LEU:HA	1.55	0.68
5:W:39:LEU:H	5:W:89:HIS:HE1	1.41	0.68
6:X:718:THR:HA	6:X:726:ARG:HH11	1.59	0.68
3:B:344:MET:HE1	3:B:502:LEU:HD11	1.76	0.68
3:D:469:VAL:CG2	3:F:575:MET:HB2	2.23	0.68
3:F:339:ILE:HD11	3:F:464:LEU:HD22	1.75	0.68
3:T:98:ALA:CB	3:T:206:GLU:HG2	2.24	0.68
4:U:211:LEU:HD13	4:U:211:LEU:O	1.93	0.68
6:X:633:PRO:HG3	6:X:640:ARG:HH11	1.58	0.68
6:X:1122:PRO:CA	6:X:1159:GLY:HA3	2.24	0.68
6:Y:215:LEU:HD23	6:Y:215:LEU:N	2.09	0.68
3:F:413:GLY:O	3:F:415:PRO:HD3	1.94	0.67
3:F:469:VAL:CG2	3:H:575:MET:HE2	2.20	0.67
3:P:98:ALA:CB	3:P:206:GLU:HG2	2.24	0.67
3:P:358:LEU:CD1	3:P:417:PHE:CE1	2.62	0.67
3:T:101:THR:OG1	3:T:102:GLY:N	2.26	0.67
6:X:444:TRP:O	6:X:854:ASN:HB3	1.94	0.67
6:Y:218:GLU:HG3	6:Y:219:LEU:N	2.07	0.67
6:Y:464:SER:HB3	6:Y:804:HIS:NE2	2.08	0.67
3:B:274:ILE:HD11	3:B:514:LEU:HD21	1.73	0.67
3:B:294:TYR:HH	3:B:502:LEU:HA	1.56	0.67
3:B:413:GLY:O	3:B:415:PRO:HD3	1.94	0.67
3:B:450:SER:HA	3:B:453:ASN:ND2	2.06	0.67
3:D:360:TYR:HD1	3:D:361:ASP:N	1.91	0.67
3:D:411:VAL:HG11	3:F:461:ASP:HB3	1.76	0.67
3:F:469:VAL:HG23	3:H:575:MET:CG	2.23	0.67
3:H:92:TRP:CD1	3:H:156:VAL:CG2	2.77	0.67
3:P:339:ILE:HD13	3:P:349:LEU:HD21	1.75	0.67
3:P:360:TYR:HD1	3:P:361:ASP:N	1.91	0.67

Continued on next page...

Continued from previous page...

Atom-1	Atom-2	Interatomic distance (Å)	Clash overlap (Å)
2:Q:26:MET:HG3	3:R:216:PRO:CG	2.21	0.67
3:R:469:VAL:CG2	3:T:575:MET:HB2	2.24	0.67
3:T:450:SER:HA	3:T:453:ASN:ND2	2.06	0.67
6:X:432:ILE:HD13	6:X:432:ILE:O	1.93	0.67
3:F:505:ASP:OD1	3:F:508:VAL:HG23	1.95	0.67
3:L:609:ARG:NH1	2:M:27:THR:CG2	2.56	0.67
3:P:277:ASP:O	3:P:278:THR:CG2	2.37	0.67
3:P:575:MET:CG	3:T:469:VAL:HG23	2.23	0.67
3:R:339:ILE:HD13	3:R:349:LEU:HD21	1.75	0.67
4:U:233:TYR:HE2	4:U:251:ASN:HB2	1.58	0.67
4:U:241:LEU:O	6:X:1179:VAL:CG1	2.43	0.67
6:X:347:ARG:HG3	6:X:368:ILE:CD1	2.24	0.67
6:Y:645:HIS:O	6:Y:649:ASN:HB2	1.93	0.67
6:Y:784:LEU:HD23	6:Y:799:ASP:HB3	1.75	0.67
3:H:505:ASP:OD1	3:H:508:VAL:HG23	1.95	0.67
2:I:27:THR:CG2	3:N:609:ARG:NH1	2.56	0.67
3:L:449:THR:HG22	3:L:450:SER:H	1.60	0.67
3:L:525:ILE:CD1	3:L:604:VAL:HG13	2.25	0.67
3:N:525:ILE:CD1	3:N:604:VAL:HG13	2.25	0.67
2:O:27:THR:CG2	3:T:609:ARG:NH1	2.56	0.67
3:P:575:MET:HB2	3:T:469:VAL:CG2	2.24	0.67
3:R:92:TRP:CD1	3:R:156:VAL:CG2	2.77	0.67
3:R:360:TYR:HD1	3:R:361:ASP:N	1.91	0.67
3:T:521:VAL:CG2	3:T:577:VAL:HG22	2.25	0.67
4:U:143:HIS:CE1	4:U:291:THR:HB	2.29	0.67
6:X:269:SER:O	6:X:270:SER:HB3	1.94	0.67
6:X:416:ILE:CG2	6:X:445:PHE:CE2	2.77	0.67
6:Y:705:ILE:CG2	6:Y:737:ARG:HB2	2.24	0.67
3:D:525:ILE:CD1	3:D:604:VAL:HG13	2.25	0.67
3:F:237:GLU:CD	3:H:46:LYS:HZ3	1.98	0.67
3:H:339:ILE:HD11	3:H:464:LEU:HD22	1.75	0.67
3:N:413:GLY:O	3:N:415:PRO:HD3	1.94	0.67
3:R:147:ARG:NH1	3:R:147:ARG:HB2	2.10	0.67
3:T:413:GLY:O	3:T:415:PRO:HD3	1.94	0.67
3:T:505:ASP:OD1	3:T:508:VAL:HG23	1.95	0.67
5:W:998:LEU:HD13	5:W:1002:ILE:HD12	1.76	0.67
3:B:92:TRP:NE1	3:B:156:VAL:CG2	2.58	0.67
3:B:147:ARG:HB2	3:B:147:ARG:NH1	2.10	0.67
3:B:521:VAL:CG2	3:B:577:VAL:HG22	2.25	0.67
3:H:274:ILE:HD11	3:H:514:LEU:HD21	1.73	0.67
3:H:525:ILE:CD1	3:H:604:VAL:HG13	2.25	0.67

Continued on next page...

Continued from previous page...

Atom-1	Atom-2	Interatomic distance (Å)	Clash overlap (Å)
3:J:58:ILE:CG1	3:J:127:LEU:HD23	2.24	0.67
3:J:92:TRP:NE1	3:J:156:VAL:CG2	2.58	0.67
3:N:92:TRP:CD1	3:N:156:VAL:CG2	2.77	0.67
3:N:92:TRP:NE1	3:N:156:VAL:CG2	2.58	0.67
3:N:147:ARG:HB2	3:N:147:ARG:NH1	2.10	0.67
3:P:59:ASP:HB2	5:W:380:ASN:CB	2.24	0.67
3:P:274:ILE:HD11	3:P:514:LEU:HD21	1.73	0.67
3:R:92:TRP:NE1	3:R:156:VAL:CG2	2.58	0.67
3:T:92:TRP:CD1	3:T:156:VAL:CG2	2.77	0.67
3:T:92:TRP:NE1	3:T:156:VAL:CG2	2.58	0.67
4:U:31:GLY:O	4:U:32:CYS:SG	2.53	0.67
6:Y:126:PHE:CE2	6:Y:135:HIS:HB2	2.29	0.67
6:Y:549:ALA:HB1	6:Y:815:PRO:HG3	1.75	0.67
3:D:147:ARG:NH1	3:D:147:ARG:HB2	2.10	0.67
3:F:92:TRP:NE1	3:F:156:VAL:CG2	2.58	0.67
3:H:521:VAL:CG2	3:H:577:VAL:HG22	2.25	0.67
3:L:545:VAL:CG2	3:N:637:PHE:HE1	2.01	0.67
3:P:521:VAL:CG2	3:P:577:VAL:HG22	2.25	0.67
3:R:413:GLY:O	3:R:415:PRO:HD3	1.94	0.67
3:T:174:ILE:HG22	3:T:634:LYS:HD2	1.77	0.67
5:W:145:ASP:OD2	5:W:148:ILE:HB	1.95	0.67
5:W:695:ILE:HD11	5:W:1002:ILE:HG22	1.77	0.67
6:Y:384:MET:O	6:Y:384:MET:HG3	1.95	0.67
6:Y:483:VAL:HG11	6:Y:841:PHE:CE1	2.29	0.67
6:Y:594:ALA:HA	6:Y:608:GLN:HE22	1.57	0.67
6:Y:1030:GLN:HB2	6:Y:1040:ASP:HA	1.76	0.67
3:B:92:TRP:CD1	3:B:156:VAL:CG2	2.77	0.67
2:C:27:THR:CG2	3:H:609:ARG:NH1	2.56	0.67
3:D:92:TRP:NE1	3:D:156:VAL:CG2	2.58	0.67
3:D:339:ILE:HD13	3:D:349:LEU:HD21	1.75	0.67
3:D:413:GLY:O	3:D:415:PRO:HD3	1.94	0.67
3:D:571:ARG:NH2	3:H:427:GLU:OE1	2.27	0.67
2:E:21:THR:CG2	3:F:219:LYS:HE2	2.25	0.67
3:J:521:VAL:CG2	3:J:577:VAL:HG22	2.25	0.67
3:N:98:ALA:CB	3:N:206:GLU:HG2	2.24	0.67
7:O:101:MYR:H21	3:P:191:LYS:CE	2.23	0.67
3:R:521:VAL:CG2	3:R:577:VAL:HG22	2.25	0.67
2:S:21:THR:CG2	3:T:219:LYS:HE2	2.25	0.67
4:U:78:PRO:HG3	4:U:84:ILE:HA	1.75	0.67
4:U:241:LEU:O	4:U:242:ASN:HB3	1.94	0.67
5:W:712:ALA:HB2	5:W:760:TYR:HB3	1.76	0.67

Continued on next page...

Continued from previous page...

Atom-1	Atom-2	Interatomic distance (Å)	Clash overlap (Å)
6:X:583:VAL:HG21	6:X:621:TRP:CD1	2.30	0.67
6:X:1013:VAL:HG12	6:X:1014:VAL:N	2.09	0.67
6:X:1094:LEU:HD23	6:X:1132:ARG:HB3	1.77	0.67
6:Y:164:TRP:NE1	6:Y:165:ASP:HB2	2.09	0.67
3:B:333:PRO:HG3	3:B:454:PHE:HA	1.77	0.67
3:F:427:GLU:OE1	3:H:571:ARG:NH2	2.27	0.67
3:F:469:VAL:CG2	3:H:575:MET:HB2	2.24	0.67
3:H:98:ALA:CB	3:H:206:GLU:HG2	2.24	0.67
3:J:92:TRP:CD1	3:J:156:VAL:CG2	2.77	0.67
3:J:147:ARG:HB2	3:J:147:ARG:NH1	2.10	0.67
3:L:147:ARG:NH1	3:L:147:ARG:HB2	2.10	0.67
3:L:521:VAL:CG2	3:L:577:VAL:HG22	2.25	0.67
2:M:26:MET:HG3	3:N:216:PRO:CG	2.21	0.67
2:O:21:THR:CG2	3:P:219:LYS:HE2	2.25	0.67
3:P:238:VAL:CG2	3:R:78:MET:HE1	2.18	0.67
3:R:98:ALA:CB	3:R:206:GLU:HG2	2.24	0.67
3:R:428:ARG:HG2	3:R:428:ARG:NH1	2.03	0.67
4:U:198:GLN:HA	4:U:198:GLN:OE1	1.95	0.67
5:W:891:ASP:HA	5:W:925:GLY:O	1.95	0.67
6:X:387:CYS:O	6:X:1194:LEU:HD23	1.93	0.67
6:Y:464:SER:OG	6:Y:800:ILE:HG23	1.94	0.67
6:Y:1108:ASN:HD21	6:Y:1110:ALA:HB3	1.60	0.67
3:D:78:MET:HE1	3:H:238:VAL:CG2	2.19	0.67
3:D:92:TRP:CD1	3:D:156:VAL:CG2	2.77	0.67
3:D:505:ASP:OD1	3:D:508:VAL:HG23	1.95	0.67
3:F:98:ALA:CB	3:F:206:GLU:HG2	2.24	0.67
3:H:92:TRP:NE1	3:H:156:VAL:CG2	2.58	0.67
3:J:418:ASN:OD1	3:L:337:ARG:NH2	2.28	0.67
3:R:505:ASP:OD1	3:R:508:VAL:HG23	1.95	0.67
3:T:277:ASP:O	3:T:278:THR:CG2	2.37	0.67
4:U:40:ARG:NE	4:U:144:ILE:HG21	2.09	0.67
4:V:192:PHE:CA	6:Y:376:LEU:HD23	2.25	0.67
5:W:38:ASN:HA	5:W:89:HIS:HE1	1.59	0.67
5:W:74:PHE:CE1	5:W:79:LEU:HD21	2.30	0.67
5:W:934:ASN:HB2	5:W:956:TYR:CE2	2.30	0.67
6:X:653:PRO:HD3	6:X:773:ARG:HG3	1.76	0.67
6:X:864:PHE:HE2	6:X:952:PRO:HG3	1.57	0.67
6:X:872:ALA:HB3	6:X:881:VAL:HG21	1.75	0.67
3:B:174:ILE:HG22	3:B:634:LYS:HD2	1.77	0.66
3:D:52:GLY:O	3:D:53:THR:HB	1.95	0.66
3:D:418:ASN:OD1	3:F:337:ARG:NH2	2.28	0.66

Continued on next page...

Continued from previous page...

Atom-1	Atom-2	Interatomic distance (Å)	Clash overlap (Å)
3:F:49:ARG:HB2	3:F:64:VAL:CG2	2.25	0.66
3:F:92:TRP:CD1	3:F:156:VAL:CG2	2.77	0.66
3:F:521:VAL:CG2	3:F:577:VAL:HG22	2.25	0.66
3:H:174:ILE:HG22	3:H:634:LYS:HD2	1.77	0.66
3:H:344:MET:HE1	3:H:502:LEU:HD11	1.76	0.66
7:I:101:MYR:H21	3:J:191:LYS:CE	2.23	0.66
3:N:181:CYS:HB2	3:N:638:PHE:HB3	1.77	0.66
3:P:411:VAL:HG11	3:R:461:ASP:HB3	1.76	0.66
3:P:413:GLY:O	3:P:415:PRO:HD3	1.94	0.66
7:Q:101:MYR:H31	3:R:191:LYS:CG	2.23	0.66
3:R:449:THR:HG22	3:R:450:SER:H	1.60	0.66
4:U:160:GLU:O	4:U:161:VAL:HG13	1.94	0.66
5:W:695:ILE:HG12	5:W:708:LEU:HD12	1.75	0.66
6:X:295:SER:HA	6:X:874:CYS:SG	2.34	0.66
6:X:958:HIS:CD2	6:X:958:HIS:O	2.48	0.66
6:Y:317:PHE:CZ	6:Y:385:VAL:HG11	2.30	0.66
6:Y:486:LEU:HD12	6:Y:746:TYR:CD2	2.30	0.66
3:D:56:ALA:HB1	3:D:61:LEU:CD2	2.24	0.66
3:F:147:ARG:HB2	3:F:147:ARG:NH1	2.10	0.66
2:G:21:THR:CG2	3:H:219:LYS:HE2	2.25	0.66
3:J:337:ARG:NH2	3:N:418:ASN:OD1	2.28	0.66
3:J:413:GLY:O	3:J:415:PRO:HD3	1.94	0.66
3:J:630:LEU:HD21	3:N:276:ALA:HA	1.78	0.66
3:L:49:ARG:HB2	3:L:64:VAL:CG2	2.26	0.66
3:L:92:TRP:CD1	3:L:156:VAL:CG2	2.77	0.66
3:L:469:VAL:CG2	3:N:575:MET:HB2	2.24	0.66
3:N:174:ILE:HG22	3:N:634:LYS:HD2	1.77	0.66
3:N:428:ARG:HG2	3:N:428:ARG:NH1	2.03	0.66
3:P:49:ARG:HB2	3:P:64:VAL:CG2	2.26	0.66
3:R:344:MET:HE1	3:R:502:LEU:HD11	1.77	0.66
4:U:150:LEU:HD11	4:U:315:LEU:HB3	1.77	0.66
3:F:609:ARG:NH1	2:G:27:THR:CG2	2.56	0.66
3:J:237:GLU:CD	3:L:46:LYS:HZ3	1.99	0.66
3:L:92:TRP:NE1	3:L:156:VAL:CG2	2.58	0.66
3:L:174:ILE:HG22	3:L:634:LYS:HD2	1.77	0.66
3:L:309:GLU:OE1	3:L:335:PRO:CB	2.44	0.66
3:L:413:GLY:O	3:L:415:PRO:HD3	1.94	0.66
3:N:322:TYR:CE2	3:N:327:TYR:CE2	2.83	0.66
3:P:344:MET:CE	3:P:502:LEU:HD11	2.26	0.66
5:W:6:GLY:HA3	5:W:339:ARG:O	1.95	0.66
5:W:25:LEU:HD11	5:W:29:LEU:HB3	1.77	0.66

Continued on next page...

Continued from previous page...

Atom-1	Atom-2	Interatomic distance (Å)	Clash overlap (Å)
5:W:224:PRO:HG2	5:W:244:THR:HG22	1.76	0.66
5:W:709:GLY:HA3	5:W:763:ARG:NH2	2.11	0.66
6:X:282:TYR:CE2	6:Y:830:ASN:ND2	2.62	0.66
6:Y:54:VAL:HB	6:Y:57:GLN:HE21	1.61	0.66
6:Y:750:MET:HB3	6:Y:837:TYR:OH	1.96	0.66
3:F:411:VAL:HG11	3:H:461:ASP:HB3	1.76	0.66
3:H:181:CYS:HB2	3:H:638:PHE:HB3	1.78	0.66
3:J:333:PRO:HG3	3:J:454:PHE:HA	1.77	0.66
3:L:344:MET:CE	3:L:502:LEU:HD11	2.26	0.66
3:L:411:VAL:HG11	3:N:461:ASP:HB3	1.76	0.66
3:P:525:ILE:CD1	3:P:604:VAL:HG13	2.25	0.66
3:R:525:ILE:CD1	3:R:604:VAL:HG13	2.25	0.66
4:U:31:GLY:C	4:U:32:CYS:SG	2.73	0.66
4:U:378:PRO:O	4:U:379:ILE:HB	1.95	0.66
4:V:169:ALA:HB2	6:Y:1179:VAL:O	1.95	0.66
5:W:969:ASP:HB2	5:W:972:PRO:CD	2.18	0.66
3:B:98:ALA:CB	3:B:206:GLU:HG2	2.24	0.66
3:B:449:THR:HG22	3:B:450:SER:H	1.60	0.66
3:D:337:ARG:NH2	3:H:418:ASN:OD1	2.28	0.66
3:D:521:VAL:CG2	3:D:577:VAL:HG22	2.25	0.66
3:F:276:ALA:HA	3:H:630:LEU:HD21	1.78	0.66
3:J:525:ILE:CD1	3:J:604:VAL:HG13	2.25	0.66
3:L:505:ASP:OD1	3:L:508:VAL:HG23	1.95	0.66
3:P:92:TRP:NE1	3:P:156:VAL:CG2	2.58	0.66
3:P:147:ARG:NH1	3:P:147:ARG:HB2	2.10	0.66
3:R:174:ILE:HG22	3:R:634:LYS:HD2	1.77	0.66
3:T:147:ARG:NH1	3:T:147:ARG:HB2	2.09	0.66
3:T:333:PRO:HG3	3:T:454:PHE:HA	1.77	0.66
3:T:525:ILE:CD1	3:T:604:VAL:HG13	2.25	0.66
4:U:96:VAL:HG13	4:U:135:MET:HE2	1.78	0.66
4:U:150:LEU:HD13	4:U:300:ILE:HD11	1.77	0.66
4:U:227:ARG:HG2	4:U:256:ALA:HB2	1.76	0.66
6:X:792:GLN:CG	6:X:931:ILE:HG23	2.25	0.66
6:X:979:ARG:HG3	6:X:980:GLY:H	1.58	0.66
6:Y:632:ASN:HB3	6:Y:634:GLN:HE22	1.59	0.66
6:Y:678:PRO:HG3	6:Y:771:PHE:CZ	2.30	0.66
6:Y:690:ALA:HB3	6:Y:691:PRO:CD	2.23	0.66
2:A:35:ASP:OD1	2:A:40:VAL:HB	1.96	0.66
2:C:35:ASP:OD1	2:C:40:VAL:HB	1.96	0.66
3:D:630:LEU:HD21	3:H:276:ALA:HA	1.78	0.66
3:F:277:ASP:O	3:F:278:THR:CG2	2.37	0.66

Continued on next page...

Continued from previous page...

Atom-1	Atom-2	Interatomic distance (Å)	Clash overlap (Å)
3:H:49:ARG:HB2	3:H:64:VAL:CG2	2.26	0.66
2:I:21:THR:CG2	3:J:219:LYS:HE2	2.25	0.66
3:J:609:ARG:HD2	2:K:29:THR:HG21	1.78	0.66
2:K:35:ASP:OD1	2:K:40:VAL:HB	1.96	0.66
3:P:276:ALA:HA	3:R:630:LEU:HD21	1.78	0.66
4:V:191:ARG:HH12	6:Y:438:PRO:CG	2.09	0.66
5:W:1196:LEU:HD11	5:W:1229:ILE:HD12	1.76	0.66
6:X:205:MET:HB3	6:X:249:TRP:CD2	2.30	0.66
3:B:50:PRO:HA	3:B:60:SER:O	1.96	0.66
3:B:63:ILE:HG21	3:B:70:GLN:OE1	1.96	0.66
3:D:280:LEU:HD12	3:D:486:PRO:HG2	1.78	0.66
3:D:449:THR:HG22	3:D:450:SER:H	1.60	0.66
3:F:48:TRP:N	3:F:48:TRP:CD1	2.64	0.66
3:F:418:ASN:OD1	3:H:337:ARG:NH2	2.29	0.66
2:I:35:ASP:OD1	2:I:40:VAL:HB	1.96	0.66
3:J:461:ASP:HB3	3:N:411:VAL:HG11	1.76	0.66
3:J:571:ARG:NH2	3:N:427:GLU:OE1	2.27	0.66
3:L:50:PRO:HA	3:L:60:SER:O	1.96	0.66
3:L:98:ALA:CB	3:L:206:GLU:HG2	2.24	0.66
3:L:181:CYS:HB2	3:L:638:PHE:HB3	1.78	0.66
3:L:609:ARG:HD2	2:M:29:THR:HG21	1.78	0.66
2:M:21:THR:CG2	3:N:219:LYS:HE2	2.25	0.66
3:N:63:ILE:HG21	3:N:70:GLN:OE1	1.96	0.66
3:N:141:GLN:HA	3:N:141:GLN:NE2	2.11	0.66
3:N:521:VAL:CG2	3:N:577:VAL:HG22	2.25	0.66
3:R:309:GLU:OE1	3:R:335:PRO:CB	2.44	0.66
3:R:380:VAL:HG13	3:R:384:GLN:HG2	1.78	0.66
3:T:50:PRO:HA	3:T:60:SER:O	1.96	0.66
5:W:840:CYS:SG	5:W:854:MET:CG	2.83	0.66
6:X:884:PRO:HD3	6:X:962:GLN:HE22	1.61	0.66
6:X:1172:LEU:HB2	6:X:1191:TYR:CD2	2.30	0.66
6:Y:385:VAL:HG22	6:Y:386:GLU:H	1.60	0.66
6:Y:848:ASN:N	6:Y:848:ASN:HD22	1.92	0.66
3:D:311:ASN:ND2	3:D:311:ASN:H	1.94	0.66
3:D:609:ARG:NH1	2:E:27:THR:CG2	2.56	0.66
2:E:35:ASP:OD1	2:E:40:VAL:HB	1.96	0.66
3:H:147:ARG:NH1	3:H:147:ARG:HB2	2.10	0.66
3:H:280:LEU:HD12	3:H:486:PRO:HG2	1.78	0.66
3:J:505:ASP:OD1	3:J:508:VAL:HG23	1.95	0.66
3:L:48:TRP:N	3:L:48:TRP:CD1	2.64	0.66
3:L:216:PRO:HB3	3:L:234:PRO:HG3	1.78	0.66

Continued on next page...

Continued from previous page...

Atom-1	Atom-2	Interatomic distance (Å)	Clash overlap (Å)
3:L:428:ARG:HG2	3:L:428:ARG:NH1	2.03	0.66
2:O:26:MET:HG3	3:P:216:PRO:CG	2.21	0.66
3:P:309:GLU:OE1	3:P:335:PRO:CB	2.44	0.66
3:P:449:THR:HG22	3:P:450:SER:H	1.60	0.66
7:Q:101:MYR:C2	3:R:191:LYS:CE	2.73	0.66
3:T:48:TRP:N	3:T:48:TRP:CD1	2.64	0.66
4:U:198:GLN:NE2	6:X:662:LEU:HD13	2.11	0.66
6:X:1182:ASN:HD21	6:X:1184:LEU:HB2	1.59	0.66
6:Y:415:GLN:NE2	6:Y:662:LEU:HD23	2.10	0.66
6:Y:981:ASN:HD21	6:Y:1077:GLU:HG2	1.60	0.66
3:B:181:CYS:HB2	3:B:638:PHE:HB3	1.78	0.66
3:D:68:PHE:HB3	3:D:140:VAL:HG11	1.76	0.66
3:F:181:CYS:HB2	3:F:638:PHE:HB3	1.78	0.66
3:F:380:VAL:HG13	3:F:384:GLN:HG2	1.78	0.66
2:I:29:THR:HG21	3:N:609:ARG:HD2	1.78	0.66
3:P:337:ARG:NH2	3:T:418:ASN:OD1	2.28	0.66
3:P:505:ASP:OD1	3:P:508:VAL:HG23	1.95	0.66
3:R:427:GLU:OE1	3:T:571:ARG:NH2	2.27	0.66
4:U:40:ARG:HE	4:U:144:ILE:HG21	1.60	0.66
4:V:184:HIS:CE1	6:Y:436:LEU:HD13	2.30	0.66
5:W:436:GLY:HA3	5:W:1009:ASN:CA	2.25	0.66
6:X:330:ILE:HD12	6:X:340:LEU:HD11	1.78	0.66
2:C:21:THR:CG2	3:D:219:LYS:HE2	2.25	0.66
3:D:56:ALA:CB	3:D:61:LEU:HD21	2.26	0.66
3:D:181:CYS:HB2	3:D:638:PHE:HB3	1.78	0.66
7:E:101:MYR:C2	3:F:191:LYS:CE	2.74	0.66
3:F:311:ASN:ND2	3:F:311:ASN:H	1.94	0.66
3:F:341:MET:HB2	3:F:431:ILE:CD1	2.26	0.66
3:J:280:LEU:HD12	3:J:486:PRO:HG2	1.78	0.66
7:K:101:MYR:C2	3:L:191:LYS:HE2	2.23	0.66
3:N:71:TYR:CE1	3:N:138:SER:HB3	2.31	0.66
3:N:505:ASP:OD1	3:N:508:VAL:HG23	1.95	0.66
3:P:216:PRO:HB3	3:P:234:PRO:HG3	1.78	0.66
3:P:427:GLU:OE1	3:R:571:ARG:NH2	2.27	0.66
3:P:571:ARG:NH2	3:T:427:GLU:OE1	2.27	0.66
2:Q:21:THR:CG2	3:R:219:LYS:HE2	2.25	0.66
3:R:71:TYR:CE1	3:R:138:SER:HB3	2.31	0.66
3:R:609:ARG:NH1	2:S:27:THR:CG2	2.56	0.66
3:T:344:MET:CE	3:T:502:LEU:HD11	2.26	0.66
3:T:449:THR:HG22	3:T:450:SER:H	1.60	0.66
4:U:178:THR:CG2	6:X:376:LEU:HD21	2.12	0.66

Continued on next page...

Continued from previous page...

Atom-1	Atom-2	Interatomic distance (Å)	Clash overlap (Å)
5:W:35:GLN:CD	5:W:96:VAL:HG11	2.16	0.66
5:W:440:THR:HG21	5:W:492:ALA:HB1	1.77	0.66
5:W:1040:VAL:HB	5:W:1041:PRO:CD	2.20	0.66
6:X:424:ALA:O	6:X:427:LEU:HG	1.96	0.66
6:X:1030:GLN:HB3	6:X:1038:PRO:HB2	1.77	0.66
6:Y:394:LEU:HD11	6:Y:964:VAL:HG22	1.77	0.66
2:A:21:THR:CG2	3:B:219:LYS:HE2	2.25	0.65
3:B:344:MET:CE	3:B:502:LEU:HD11	2.26	0.65
3:B:525:ILE:CD1	3:B:604:VAL:HG13	2.25	0.65
3:F:344:MET:CE	3:F:502:LEU:HD11	2.26	0.65
3:F:358:LEU:CG	3:F:417:PHE:CE1	2.79	0.65
3:F:525:ILE:CD1	3:F:604:VAL:HG13	2.25	0.65
3:H:63:ILE:HG21	3:H:70:GLN:OE1	1.96	0.65
3:H:449:THR:HG22	3:H:450:SER:H	1.60	0.65
3:J:63:ILE:HG21	3:J:70:GLN:OE1	1.96	0.65
3:L:63:ILE:HG21	3:L:70:GLN:OE1	1.96	0.65
3:P:418:ASN:OD1	3:R:337:ARG:NH2	2.28	0.65
3:R:358:LEU:CG	3:R:417:PHE:CE1	2.79	0.65
3:T:216:PRO:HB3	3:T:234:PRO:HG3	1.78	0.65
4:U:284:ALA:O	4:U:288:GLN:HG3	1.95	0.65
4:V:210:TRP:O	4:V:214:ILE:HB	1.96	0.65
6:X:627:ASN:HD22	6:X:630:LEU:HG	1.60	0.65
6:X:633:PRO:O	6:X:637:PRO:HD3	1.96	0.65
6:Y:627:ASN:HD21	6:Y:629:GLN:HB2	1.61	0.65
6:Y:923:LEU:HD23	6:Y:931:ILE:HD13	1.77	0.65
3:B:505:ASP:OD1	3:B:508:VAL:HG23	1.95	0.65
3:D:216:PRO:HB3	3:D:234:PRO:HG3	1.78	0.65
3:D:333:PRO:HG3	3:D:454:PHE:HA	1.77	0.65
3:H:358:LEU:CG	3:H:417:PHE:CE1	2.79	0.65
3:H:428:ARG:HG2	3:H:428:ARG:NH1	2.03	0.65
3:J:339:ILE:HD13	3:J:349:LEU:HD21	1.75	0.65
3:J:449:THR:HG22	3:J:450:SER:H	1.60	0.65
3:J:469:VAL:CG2	3:L:575:MET:HE2	2.21	0.65
2:K:21:THR:CG2	3:L:219:LYS:HE2	2.25	0.65
2:K:37:LYS:NZ	3:N:264:SER:OG	2.23	0.65
3:P:57:THR:O	3:P:57:THR:CG2	2.44	0.65
3:P:280:LEU:HD12	3:P:486:PRO:HG2	1.78	0.65
3:P:333:PRO:HG3	3:P:454:PHE:HA	1.77	0.65
2:Q:37:LYS:NZ	3:T:264:SER:OG	2.23	0.65
3:R:418:ASN:OD1	3:T:337:ARG:NH2	2.28	0.65
3:T:141:GLN:NE2	3:T:141:GLN:HA	2.11	0.65

Continued on next page...

Continued from previous page...

Atom-1	Atom-2	Interatomic distance (Å)	Clash overlap (Å)
4:U:211:LEU:HD21	4:U:248:LEU:HD22	1.78	0.65
4:V:160:GLU:O	4:V:161:VAL:HG22	1.95	0.65
6:Y:626:LEU:HD11	6:Y:776:GLN:HE22	1.60	0.65
3:B:49:ARG:HB2	3:B:64:VAL:CG2	2.26	0.65
3:B:280:LEU:HD12	3:B:486:PRO:HG2	1.78	0.65
3:B:311:ASN:ND2	3:B:311:ASN:H	1.94	0.65
3:H:344:MET:CE	3:H:502:LEU:HD11	2.26	0.65
3:J:276:ALA:HA	3:L:630:LEU:HD21	1.77	0.65
3:J:344:MET:CE	3:J:502:LEU:HD11	2.26	0.65
3:L:333:PRO:HG3	3:L:454:PHE:HA	1.77	0.65
3:N:311:ASN:ND2	3:N:311:ASN:H	1.94	0.65
3:P:181:CYS:HB2	3:P:638:PHE:HB3	1.78	0.65
4:U:140:GLN:HE22	4:U:190:TYR:HE1	1.44	0.65
5:W:934:ASN:HB2	5:W:956:TYR:HE2	1.60	0.65
3:D:344:MET:CE	3:D:502:LEU:HD11	2.26	0.65
3:J:174:ILE:HG22	3:J:634:LYS:HD2	1.77	0.65
3:J:358:LEU:CG	3:J:417:PHE:CE1	2.79	0.65
3:P:63:ILE:HG21	3:P:70:GLN:OE1	1.96	0.65
3:P:609:ARG:HD2	2:Q:29:THR:HG21	1.78	0.65
3:R:274:ILE:HD11	3:R:514:LEU:HD21	1.73	0.65
3:R:333:PRO:HG3	3:R:454:PHE:HA	1.77	0.65
3:T:63:ILE:HG21	3:T:70:GLN:OE1	1.96	0.65
3:D:341:MET:HB2	3:D:431:ILE:CD1	2.26	0.65
3:F:280:LEU:HD12	3:F:486:PRO:HG2	1.78	0.65
3:F:609:ARG:HD2	2:G:29:THR:HG21	1.78	0.65
3:H:50:PRO:HA	3:H:60:SER:O	1.96	0.65
3:J:341:MET:HB2	3:J:431:ILE:CD1	2.26	0.65
3:L:579:ASN:ND2	3:L:582:LEU:HG	2.06	0.65
3:N:49:ARG:HB2	3:N:64:VAL:CG2	2.26	0.65
3:N:344:MET:CE	3:N:502:LEU:HD11	2.26	0.65
3:P:51:VAL:HB	5:W:379:VAL:CG2	2.27	0.65
3:P:174:ILE:HG22	3:P:634:LYS:HD2	1.77	0.65
3:P:311:ASN:ND2	3:P:311:ASN:H	1.94	0.65
3:R:311:ASN:ND2	3:R:311:ASN:H	1.94	0.65
2:S:28:SER:CA	3:T:216:PRO:HD2	2.27	0.65
4:U:198:GLN:HE21	6:X:662:LEU:CD1	2.09	0.65
4:V:224:ASN:HD22	4:V:224:ASN:H	1.44	0.65
6:X:397:HIS:HB2	6:X:1184:LEU:HD21	1.79	0.65
6:X:697:MET:CG	6:X:744:PRO:HA	2.25	0.65
6:X:718:THR:CG2	6:X:726:ARG:HH12	2.03	0.65
6:Y:557:ILE:HG23	6:Y:717:MET:CE	2.26	0.65

Continued on next page...

Continued from previous page...

Atom-1	Atom-2	Interatomic distance (Å)	Clash overlap (Å)
6:Y:586:PHE:HA	6:Y:642:PHE:HE2	1.62	0.65
6:Y:633:PRO:HG2	6:Y:634:GLN:OE1	1.95	0.65
3:B:579:ASN:ND2	3:B:582:LEU:HG	2.06	0.65
3:D:380:VAL:HG13	3:D:384:GLN:HG2	1.78	0.65
2:E:28:SER:CA	3:F:216:PRO:HD2	2.27	0.65
3:F:579:ASN:ND2	3:F:582:LEU:HG	2.06	0.65
2:I:26:MET:HG3	2:I:26:MET:O	1.97	0.65
7:K:101:MYR:C2	3:L:191:LYS:CE	2.73	0.65
2:M:28:SER:CA	3:N:216:PRO:HD2	2.27	0.65
3:N:216:PRO:HB3	3:N:234:PRO:HG3	1.78	0.65
3:N:309:GLU:OE1	3:N:335:PRO:CB	2.44	0.65
3:P:71:TYR:CE1	3:P:138:SER:HB3	2.31	0.65
2:Q:35:ASP:OD1	2:Q:40:VAL:HB	1.96	0.65
3:T:67:ARG:CZ	3:T:67:ARG:HB2	2.27	0.65
3:T:280:LEU:HD12	3:T:486:PRO:HG2	1.78	0.65
3:T:358:LEU:CG	3:T:417:PHE:CE1	2.79	0.65
4:U:46:ILE:HD12	6:X:1197:TYR:HE2	1.62	0.65
4:U:136:TRP:HB3	4:U:137:PRO:HD3	1.78	0.65
4:U:150:LEU:HD13	4:U:300:ILE:CD1	2.27	0.65
5:W:650:VAL:HG12	5:W:651:ASN:N	2.11	0.65
6:Y:1015:GLY:CA	6:Y:1034:ASP:HA	2.26	0.65
3:F:174:ILE:HG22	3:F:634:LYS:HD2	1.77	0.65
7:G:101:MYR:H31	3:H:191:LYS:CG	2.26	0.65
3:L:67:ARG:CZ	3:L:67:ARG:HB2	2.27	0.65
3:N:50:PRO:HA	3:N:60:SER:O	1.96	0.65
3:N:333:PRO:HG3	3:N:454:PHE:HA	1.77	0.65
3:P:566:TRP:CZ2	3:R:195:PRO:HD3	2.32	0.65
3:P:630:LEU:HD21	3:T:276:ALA:HA	1.78	0.65
2:Q:26:MET:HG3	2:Q:26:MET:O	1.97	0.65
3:R:50:PRO:HA	3:R:60:SER:O	1.96	0.65
3:T:49:ARG:HB2	3:T:64:VAL:CG2	2.26	0.65
3:T:341:MET:HB2	3:T:431:ILE:CD1	2.26	0.65
4:U:224:ASN:ND2	4:U:226:SER:HB3	2.12	0.65
5:W:439:PHE:HD2	5:W:684:ARG:NH1	1.95	0.65
6:X:1050:ASP:OD2	6:Y:1213:ALA:HB3	1.97	0.65
2:C:29:THR:HG21	3:H:609:ARG:HD2	1.78	0.65
3:D:92:TRP:CH2	3:D:160:GLN:HA	2.32	0.65
3:D:510:VAL:HG12	3:D:510:VAL:O	1.97	0.65
3:F:50:PRO:HA	3:F:60:SER:O	1.96	0.65
3:F:92:TRP:CH2	3:F:160:GLN:HA	2.32	0.65
3:F:216:PRO:HB3	3:F:234:PRO:HG3	1.78	0.65

Continued on next page...

Continued from previous page...

Atom-1	Atom-2	Interatomic distance (Å)	Clash overlap (Å)
3:F:333:PRO:HG3	3:F:454:PHE:HA	1.77	0.65
3:F:510:VAL:HG12	3:F:510:VAL:O	1.97	0.65
3:H:380:VAL:HG13	3:H:384:GLN:HG2	1.78	0.65
3:J:53:THR:O	3:J:54:SER:CB	2.43	0.65
3:J:92:TRP:CH2	3:J:160:GLN:HA	2.32	0.65
2:K:28:SER:CA	3:L:216:PRO:HD2	2.27	0.65
3:L:418:ASN:OD1	3:N:337:ARG:NH2	2.29	0.65
3:L:566:TRP:CZ2	3:N:195:PRO:HD3	2.32	0.65
3:R:49:ARG:HB2	3:R:64:VAL:CG2	2.26	0.65
3:T:510:VAL:HG12	3:T:510:VAL:O	1.97	0.65
4:U:46:ILE:HD11	6:X:384:MET:SD	2.36	0.65
4:U:94:ASP:CG	6:X:949:HIS:HE2	2.00	0.65
5:W:222:ALA:HB3	6:X:655:GLU:HG3	1.78	0.65
5:W:727:LEU:HB3	5:W:728:PRO:HD3	1.77	0.65
6:X:839:LYS:HZ2	6:X:839:LYS:HB2	1.58	0.65
6:X:931:ILE:HD11	6:Y:689:VAL:HG12	1.78	0.65
6:Y:544:VAL:O	6:Y:813:VAL:HG12	1.97	0.65
6:Y:582:PRO:HG3	6:Y:650:TRP:CE2	2.32	0.65
3:B:48:TRP:N	3:B:48:TRP:CD1	2.64	0.65
3:B:92:TRP:CH2	3:B:160:GLN:HA	2.32	0.65
3:D:427:GLU:OE1	3:F:571:ARG:NH2	2.27	0.65
3:H:49:ARG:HH12	3:H:115:THR:CG2	2.10	0.65
3:J:195:PRO:HD3	3:N:566:TRP:CZ2	2.32	0.65
3:L:92:TRP:CH2	3:L:160:GLN:HA	2.32	0.65
3:L:311:ASN:ND2	3:L:311:ASN:H	1.94	0.65
3:L:469:VAL:CG2	3:N:575:MET:HE2	2.20	0.65
3:N:49:ARG:HH12	3:N:115:THR:CG2	2.10	0.65
3:P:510:VAL:HG12	3:P:510:VAL:O	1.97	0.65
2:Q:28:SER:CA	3:R:216:PRO:HD2	2.27	0.65
5:W:833:ASP:OD2	5:W:842:ILE:HD12	1.97	0.65
6:X:939:LEU:HG	6:X:945:VAL:HG23	1.79	0.65
6:Y:453:LEU:HD13	6:Y:952:PRO:HB3	1.79	0.65
3:B:309:GLU:OE1	3:B:335:PRO:CB	2.44	0.65
3:D:238:VAL:HG22	3:F:142:ILE:HD12	1.79	0.65
3:D:566:TRP:CZ2	3:F:195:PRO:HD3	2.32	0.65
3:H:92:TRP:CH2	3:H:160:GLN:HA	2.32	0.65
3:H:141:GLN:NE2	3:H:141:GLN:HA	2.11	0.65
3:L:49:ARG:HH12	3:L:115:THR:CG2	2.10	0.65
3:N:449:THR:HG22	3:N:450:SER:H	1.60	0.65
3:P:579:ASN:ND2	3:P:582:LEU:HG	2.06	0.65
3:R:63:ILE:HG21	3:R:70:GLN:OE1	1.96	0.65

Continued on next page...

Continued from previous page...

Atom-1	Atom-2	Interatomic distance (Å)	Clash overlap (Å)
3:R:510:VAL:HG12	3:R:510:VAL:O	1.97	0.65
6:X:317:PHE:CD2	6:X:370:ARG:HB3	2.30	0.65
6:X:373:ARG:HG3	6:X:385:VAL:HG12	1.79	0.65
2:A:26:MET:HG3	2:A:26:MET:O	1.97	0.64
2:A:28:SER:CA	3:B:216:PRO:HD2	2.27	0.64
3:B:141:GLN:HA	3:B:141:GLN:NE2	2.11	0.64
3:B:216:PRO:HB3	3:B:234:PRO:HG3	1.78	0.64
7:C:101:MYR:C2	3:D:191:LYS:HE2	2.28	0.64
3:D:277:ASP:O	3:D:278:THR:CG2	2.37	0.64
3:F:309:GLU:OE1	3:F:335:PRO:CB	2.44	0.64
3:H:71:TYR:CE1	3:H:138:SER:HB3	2.32	0.64
3:J:48:TRP:N	3:J:48:TRP:CD1	2.64	0.64
3:J:181:CYS:HB2	3:J:638:PHE:HB3	1.78	0.64
3:J:510:VAL:HG12	3:J:510:VAL:O	1.97	0.64
3:J:609:ARG:NH1	2:K:27:THR:CG2	2.56	0.64
3:L:548:LYS:HG3	3:N:645:TRP:CH2	2.32	0.64
3:N:48:TRP:N	3:N:48:TRP:CD1	2.64	0.64
3:P:358:LEU:CG	3:P:417:PHE:CE1	2.79	0.64
3:R:341:MET:HB2	3:R:431:ILE:CD1	2.26	0.64
7:S:101:MYR:H31	3:T:191:LYS:CG	2.26	0.64
3:T:71:TYR:CE1	3:T:138:SER:HB3	2.31	0.64
6:X:678:PRO:HD3	6:X:771:PHE:CE2	2.32	0.64
3:B:510:VAL:HG12	3:B:510:VAL:O	1.97	0.64
3:D:57:THR:O	3:D:60:SER:CB	2.45	0.64
3:D:71:TYR:CE1	3:D:138:SER:HB3	2.31	0.64
3:D:174:ILE:HG22	3:D:634:LYS:HD2	1.77	0.64
3:D:645:TRP:CH2	3:H:548:LYS:HG3	2.32	0.64
2:G:28:SER:CA	3:H:216:PRO:HD2	2.27	0.64
3:H:216:PRO:HB3	3:H:234:PRO:HG3	1.78	0.64
3:H:309:GLU:OE1	3:H:335:PRO:CB	2.44	0.64
3:H:311:ASN:ND2	3:H:311:ASN:H	1.94	0.64
3:J:71:TYR:CE1	3:J:138:SER:HB3	2.31	0.64
3:J:579:ASN:ND2	3:J:582:LEU:HG	2.06	0.64
3:L:71:TYR:CE1	3:L:138:SER:HB3	2.31	0.64
3:L:141:GLN:NE2	3:L:141:GLN:HA	2.11	0.64
2:M:26:MET:HG3	2:M:26:MET:O	1.97	0.64
3:R:216:PRO:HB3	3:R:234:PRO:HG3	1.78	0.64
3:R:344:MET:CE	3:R:502:LEU:HD11	2.26	0.64
3:R:609:ARG:HD2	2:S:29:THR:HG21	1.78	0.64
4:U:46:ILE:HD12	6:X:1197:TYR:CE2	2.31	0.64
5:W:219:ASN:ND2	6:X:674:ARG:NH1	2.45	0.64

Continued on next page...

Continued from previous page...

Atom-1	Atom-2	Interatomic distance (Å)	Clash overlap (Å)
5:W:450:THR:HB	5:W:672:THR:OG1	1.97	0.64
6:Y:988:ALA:CA	6:Y:1133:VAL:HG12	2.25	0.64
6:Y:1060:ARG:HH21	6:Y:1101:GLU:HB3	1.60	0.64
2:C:28:SER:CA	3:D:216:PRO:HD2	2.27	0.64
3:D:276:ALA:HA	3:F:630:LEU:HD21	1.78	0.64
3:F:63:ILE:HG21	3:F:70:GLN:OE1	1.96	0.64
3:F:344:MET:HE1	3:F:502:LEU:HD11	1.80	0.64
3:L:358:LEU:CG	3:L:417:PHE:CE1	2.79	0.64
3:N:380:VAL:HG13	3:N:384:GLN:HG2	1.78	0.64
2:O:26:MET:HG3	2:O:26:MET:O	1.97	0.64
2:O:35:ASP:OD1	2:O:40:VAL:HB	1.96	0.64
3:P:147:ARG:NH1	3:P:147:ARG:CB	2.61	0.64
3:T:181:CYS:HB2	3:T:638:PHE:HB3	1.78	0.64
3:T:309:GLU:OE1	3:T:335:PRO:CB	2.44	0.64
3:T:536:THR:HB	3:T:570:LYS:HA	1.80	0.64
4:V:195:GLN:NE2	6:Y:377:ILE:HB	2.12	0.64
5:W:1163:LEU:HG	5:W:1190:ARG:NH2	2.12	0.64
6:X:787:ARG:HH21	6:X:787:ARG:HG2	1.54	0.64
6:X:1031:LEU:HD12	6:X:1045:TRP:CZ3	2.32	0.64
6:X:1167:LEU:HB3	6:X:1187:ARG:NH1	2.12	0.64
6:Y:1030:GLN:HB2	6:Y:1039:ARG:O	1.96	0.64
3:B:71:TYR:CE1	3:B:138:SER:HB3	2.31	0.64
3:F:548:LYS:HG3	3:H:645:TRP:CH2	2.32	0.64
3:H:147:ARG:NH1	3:H:147:ARG:CB	2.61	0.64
3:H:333:PRO:HG3	3:H:454:PHE:HA	1.77	0.64
3:H:510:VAL:HG12	3:H:510:VAL:O	1.97	0.64
3:J:93:GLN:N	3:J:94:PRO:HD2	2.13	0.64
3:J:297:ALA:HB2	3:J:460:MET:CB	2.26	0.64
3:J:311:ASN:ND2	3:J:311:ASN:H	1.94	0.64
3:J:645:TRP:CH2	3:N:548:LYS:HG3	2.32	0.64
3:P:141:GLN:NE2	3:P:141:GLN:HA	2.11	0.64
3:R:548:LYS:HG3	3:T:645:TRP:CH2	2.32	0.64
3:T:311:ASN:ND2	3:T:311:ASN:H	1.94	0.64
5:W:246:ASP:CB	5:W:256:SER:HA	2.26	0.64
5:W:641:THR:HG23	5:W:660:GLY:HA3	1.78	0.64
6:X:203:SER:OG	6:X:247:THR:HA	1.97	0.64
6:X:925:LEU:HD21	6:Y:496:ALA:CA	2.24	0.64
6:X:1014:VAL:HG13	6:X:1031:LEU:HD11	1.80	0.64
6:X:1106:LYS:HB3	6:X:1113:PRO:CG	2.27	0.64
3:B:67:ARG:CZ	3:B:67:ARG:HB2	2.27	0.64
3:B:341:MET:HB2	3:B:431:ILE:CD1	2.26	0.64

Continued on next page...

Continued from previous page...

Atom-1	Atom-2	Interatomic distance (Å)	Clash overlap (Å)
3:B:358:LEU:CG	3:B:417:PHE:CE1	2.79	0.64
3:D:147:ARG:NH1	3:D:147:ARG:CB	2.61	0.64
3:D:195:PRO:HD3	3:H:566:TRP:CZ2	2.32	0.64
3:D:363:ASN:ND2	3:D:366:LEU:HB2	2.13	0.64
3:F:49:ARG:HH12	3:F:115:THR:CG2	2.10	0.64
3:F:71:TYR:CE1	3:F:138:SER:HB3	2.31	0.64
3:F:141:GLN:HA	3:F:141:GLN:NE2	2.11	0.64
3:F:363:ASN:ND2	3:F:366:LEU:HB2	2.13	0.64
3:J:566:TRP:CZ2	3:L:195:PRO:HD3	2.32	0.64
7:M:101:MYR:H31	3:N:191:LYS:CG	2.26	0.64
3:N:280:LEU:HD12	3:N:486:PRO:HG2	1.78	0.64
3:N:358:LEU:CG	3:N:417:PHE:CE1	2.79	0.64
3:N:510:VAL:HG12	3:N:510:VAL:O	1.97	0.64
3:P:93:GLN:N	3:P:94:PRO:HD2	2.13	0.64
3:P:121:ALA:HB2	3:T:87:PHE:HD1	1.61	0.64
3:P:195:PRO:HD3	3:T:566:TRP:CZ2	2.32	0.64
3:P:520:VAL:CG1	3:P:608:LEU:HD11	2.28	0.64
3:R:181:CYS:HB2	3:R:638:PHE:HB3	1.78	0.64
3:R:276:ALA:HA	3:T:630:LEU:HD21	1.78	0.64
3:T:147:ARG:NH1	3:T:147:ARG:CB	2.61	0.64
4:U:379:ILE:HD12	4:U:388:PRO:HD3	1.79	0.64
4:V:184:HIS:CE1	6:Y:436:LEU:HD22	2.32	0.64
4:V:195:GLN:HE22	6:Y:377:ILE:N	1.94	0.64
5:W:709:GLY:HA3	5:W:763:ARG:HH21	1.62	0.64
6:X:493:LEU:CD1	6:X:497:ILE:HD12	2.27	0.64
6:X:940:GLN:NE2	6:X:944:ASN:HB3	2.12	0.64
6:X:1015:GLY:HA2	6:X:1034:ASP:HA	1.77	0.64
6:X:1150:ASN:HD22	6:X:1153:SER:HB2	1.61	0.64
6:Y:487:VAL:HG13	6:Y:826:GLN:O	1.97	0.64
6:Y:660:SER:HB3	6:Y:663:GLN:HG2	1.79	0.64
6:Y:848:ASN:N	6:Y:848:ASN:ND2	2.44	0.64
2:C:26:MET:HG3	2:C:26:MET:O	1.97	0.64
3:D:358:LEU:CD1	3:D:417:PHE:CE1	2.62	0.64
3:F:566:TRP:CZ2	3:H:195:PRO:HD3	2.32	0.64
3:J:141:GLN:HA	3:J:141:GLN:NE2	2.11	0.64
3:J:147:ARG:NH1	3:J:147:ARG:CB	2.61	0.64
3:J:309:GLU:OE1	3:J:335:PRO:CB	2.44	0.64
3:J:548:LYS:HG3	3:L:645:TRP:CH2	2.32	0.64
3:L:147:ARG:NH1	3:L:147:ARG:CB	2.61	0.64
3:L:308:ALA:HB1	3:L:383:GLN:NE2	2.13	0.64
3:N:363:ASN:ND2	3:N:366:LEU:HB2	2.13	0.64

Continued on next page...

Continued from previous page...

Atom-1	Atom-2	Interatomic distance (Å)	Clash overlap (Å)
2:O:29:THR:HG21	3:T:609:ARG:HD2	1.78	0.64
3:P:92:TRP:CH2	3:P:160:GLN:HA	2.32	0.64
3:R:93:GLN:N	3:R:94:PRO:HD2	2.13	0.64
3:R:297:ALA:HB2	3:R:460:MET:CB	2.26	0.64
5:W:775:ARG:HD2	5:W:868:ASP:HB2	1.79	0.64
6:X:201:CYS:O	6:X:201:CYS:SG	2.56	0.64
6:X:464:SER:CB	6:Y:500:ILE:HG21	2.15	0.64
6:X:789:ASP:HB3	6:X:933:ASP:OD2	1.97	0.64
7:A:101:MYR:C2	3:B:191:LYS:HE2	2.27	0.64
3:B:363:ASN:ND2	3:B:366:LEU:HB2	2.13	0.64
3:D:58:ILE:HD11	3:D:127:LEU:HD23	1.79	0.64
3:D:308:ALA:HB1	3:D:383:GLN:NE2	2.13	0.64
3:D:609:ARG:HD2	2:E:29:THR:HG21	1.78	0.64
2:E:26:MET:HG3	2:E:26:MET:O	1.97	0.64
3:F:449:THR:HG22	3:F:450:SER:H	1.60	0.64
3:H:341:MET:HB2	3:H:431:ILE:CD1	2.26	0.64
3:L:276:ALA:HA	3:N:630:LEU:HD21	1.78	0.64
3:L:280:LEU:HD12	3:L:486:PRO:HG2	1.78	0.64
3:L:520:VAL:CG1	3:L:608:LEU:HD11	2.28	0.64
3:P:48:TRP:N	3:P:48:TRP:CD1	2.64	0.64
3:P:297:ALA:HB2	3:P:460:MET:CB	2.26	0.64
3:R:280:LEU:HD12	3:R:486:PRO:HG2	1.78	0.64
3:T:363:ASN:ND2	3:T:366:LEU:HB2	2.13	0.64
4:V:175:MET:SD	6:Y:400:GLU:O	2.55	0.64
5:W:434:VAL:HG22	5:W:1008:LEU:HD11	1.78	0.64
5:W:598:ALA:O	5:W:602:MET:HG3	1.97	0.64
5:W:672:THR:CG2	5:W:1081:VAL:HA	2.28	0.64
5:W:672:THR:HG22	5:W:1081:VAL:HG13	1.80	0.64
6:X:541:VAL:HG21	6:X:811:LEU:HG	1.80	0.64
6:X:865:VAL:CG1	6:X:958:HIS:HB2	2.28	0.64
3:B:93:GLN:N	3:B:94:PRO:HD2	2.13	0.64
3:B:147:ARG:NH1	3:B:147:ARG:CB	2.61	0.64
3:B:554:GLN:O	3:B:556:SER:N	2.31	0.64
3:D:66:ASP:OD1	3:D:67:ARG:N	2.30	0.64
3:D:554:GLN:O	3:D:556:SER:N	2.31	0.64
3:F:330:GLN:HE22	3:F:332:GLY:HA2	1.63	0.64
3:J:216:PRO:HB3	3:J:234:PRO:HG3	1.78	0.64
3:J:412:ARG:HA	3:L:455:SER:O	1.98	0.64
3:J:520:VAL:CG1	3:J:608:LEU:HD11	2.28	0.64
3:L:554:GLN:O	3:L:556:SER:N	2.31	0.64
3:N:92:TRP:CH2	3:N:160:GLN:HA	2.32	0.64

Continued on next page...

Continued from previous page...

Atom-1	Atom-2	Interatomic distance (Å)	Clash overlap (Å)
3:P:341:MET:HB2	3:P:431:ILE:CD1	2.26	0.64
3:R:141:GLN:HA	3:R:141:GLN:NE2	2.11	0.64
3:T:93:GLN:N	3:T:94:PRO:HD2	2.13	0.64
4:U:305:LEU:HG	4:U:306:PRO:HD2	1.80	0.64
4:V:68:VAL:O	4:V:72:LEU:HB2	1.97	0.64
4:V:208:ILE:HG23	4:V:290:VAL:HG22	1.80	0.64
5:W:603:LEU:O	5:W:603:LEU:HD23	1.98	0.64
6:X:392:ASP:HB2	6:X:1188:ILE:CG2	2.27	0.64
6:Y:996:MET:CB	6:Y:1143:ASN:HB3	2.28	0.64
3:B:520:VAL:CG1	3:B:608:LEU:HD11	2.28	0.64
3:D:309:GLU:OE1	3:D:335:PRO:CB	2.44	0.64
3:F:139:THR:O	3:F:142:ILE:HG23	1.98	0.64
3:F:308:ALA:HB1	3:F:383:GLN:NE2	2.13	0.64
3:F:358:LEU:CD1	3:F:417:PHE:CE1	2.62	0.64
3:L:363:ASN:ND2	3:L:366:LEU:HB2	2.13	0.64
3:N:93:GLN:N	3:N:94:PRO:HD2	2.13	0.64
3:N:308:ALA:HB1	3:N:383:GLN:NE2	2.13	0.64
3:N:536:THR:HB	3:N:570:LYS:HA	1.80	0.64
3:P:67:ARG:CZ	3:P:67:ARG:HB2	2.27	0.64
3:P:363:ASN:ND2	3:P:366:LEU:HB2	2.13	0.64
3:P:455:SER:O	3:T:412:ARG:HA	1.98	0.64
3:R:48:TRP:N	3:R:48:TRP:CD1	2.64	0.64
3:R:92:TRP:CH2	3:R:160:GLN:HA	2.32	0.64
3:R:167:MET:HG2	3:R:215:TYR:CZ	2.33	0.64
4:U:44:LEU:HA	4:U:51:LEU:HD11	1.80	0.64
4:U:185:LEU:HD13	4:U:211:LEU:HD11	1.80	0.64
5:W:789:ARG:O	5:W:789:ARG:HG3	1.97	0.64
6:X:427:LEU:O	6:X:428:LEU:CB	2.45	0.64
3:D:49:ARG:NH2	3:D:115:THR:HG21	2.14	0.64
3:D:93:GLN:N	3:D:94:PRO:HD2	2.13	0.64
2:G:26:MET:HG3	2:G:26:MET:O	1.97	0.64
3:H:67:ARG:CZ	3:H:67:ARG:HB2	2.27	0.64
3:J:330:GLN:HE22	3:J:332:GLY:HA2	1.63	0.64
3:L:167:MET:HG2	3:L:215:TYR:CZ	2.33	0.64
3:L:237:GLU:CD	3:N:46:LYS:HZ3	2.02	0.64
3:N:341:MET:HB2	3:N:431:ILE:CD1	2.26	0.64
3:N:358:LEU:CD1	3:N:417:PHE:CE1	2.62	0.64
3:P:167:MET:HG2	3:P:215:TYR:CZ	2.33	0.64
7:S:101:MYR:C2	3:T:191:LYS:HE2	2.28	0.64
3:T:341:MET:CB	3:T:431:ILE:HD11	2.28	0.64
4:U:178:THR:CB	6:X:376:LEU:HD23	2.27	0.64

Continued on next page...

Continued from previous page...

Atom-1	Atom-2	Interatomic distance (Å)	Clash overlap (Å)
5:W:906:ALA:O	5:W:908:THR:HG23	1.97	0.64
6:X:464:SER:CB	6:Y:500:ILE:HG22	2.26	0.64
6:X:597:GLU:HG3	6:X:636:ALA:CB	2.28	0.64
6:Y:848:ASN:ND2	6:Y:848:ASN:H	1.95	0.64
2:C:37:LYS:NZ	3:F:264:SER:OG	2.23	0.63
3:D:322:TYR:O	3:D:323:SER:OG	2.14	0.63
3:H:491:ALA:CB	3:H:592:THR:HB	2.28	0.63
3:L:93:GLN:N	3:L:94:PRO:HD2	2.13	0.63
3:N:147:ARG:NH1	3:N:147:ARG:CB	2.61	0.63
2:O:28:SER:CA	3:P:216:PRO:HD2	2.27	0.63
3:T:308:ALA:HB1	3:T:383:GLN:NE2	2.13	0.63
3:T:579:ASN:ND2	3:T:582:LEU:HG	2.06	0.63
5:W:733:ALA:HB2	5:W:779:MET:CE	2.28	0.63
5:W:934:ASN:H	5:W:934:ASN:ND2	1.95	0.63
6:X:242:ARG:NH2	6:X:1085:LEU:CD1	2.56	0.63
6:X:793:ARG:NH1	6:Y:693:TYR:HE2	1.95	0.63
6:Y:104:GLN:CD	6:Y:104:GLN:H	2.00	0.63
6:Y:483:VAL:HG13	6:Y:840:ALA:HB1	1.78	0.63
3:B:167:MET:HG2	3:B:215:TYR:CZ	2.33	0.63
3:B:292:ARG:HH11	3:B:292:ARG:HG2	1.64	0.63
3:F:93:GLN:N	3:F:94:PRO:HD2	2.13	0.63
3:F:147:ARG:NH1	3:F:147:ARG:CB	2.61	0.63
3:H:308:ALA:HB1	3:H:383:GLN:NE2	2.13	0.63
3:J:67:ARG:CZ	3:J:67:ARG:HB2	2.27	0.63
3:J:308:ALA:HB1	3:J:383:GLN:NE2	2.13	0.63
3:J:380:VAL:HG13	3:J:384:GLN:HG2	1.78	0.63
3:N:67:ARG:CZ	3:N:67:ARG:HB2	2.27	0.63
3:N:274:ILE:HD11	3:N:514:LEU:HD21	1.73	0.63
2:O:27:THR:O	2:O:27:THR:CG2	2.38	0.63
3:P:173:ASP:HB2	3:T:606:THR:HG21	1.80	0.63
3:P:491:ALA:CB	3:P:592:THR:HB	2.28	0.63
3:P:554:GLN:O	3:P:556:SER:N	2.31	0.63
3:R:341:MET:CB	3:R:431:ILE:HD11	2.28	0.63
3:R:491:ALA:CB	3:R:592:THR:HB	2.28	0.63
3:T:92:TRP:CH2	3:T:160:GLN:HA	2.32	0.63
5:W:242:PRO:HG3	5:W:261:LEU:HD12	1.79	0.63
5:W:448:ASP:CG	5:W:673:ALA:HB2	2.18	0.63
6:X:391:CYS:SG	6:X:1194:LEU:HD13	2.38	0.63
6:X:697:MET:CE	6:X:822:MET:HG3	2.27	0.63
6:Y:390:LEU:HD12	6:Y:390:LEU:O	1.98	0.63
3:D:469:VAL:CG2	3:F:575:MET:HE2	2.26	0.63

Continued on next page...

Continued from previous page...

Atom-1	Atom-2	Interatomic distance (Å)	Clash overlap (Å)
3:F:67:ARG:CZ	3:F:67:ARG:HB2	2.27	0.63
3:F:341:MET:CB	3:F:431:ILE:HD11	2.28	0.63
3:H:311:ASN:H	3:H:311:ASN:HD22	1.47	0.63
3:H:341:MET:CB	3:H:431:ILE:HD11	2.28	0.63
3:J:154:ARG:HB3	3:J:154:ARG:HH11	1.63	0.63
3:J:173:ASP:HB2	3:N:606:THR:HG21	1.80	0.63
3:J:436:TYR:OH	3:T:435:PRO:HG2	1.98	0.63
3:L:165:THR:O	3:L:169:MET:HB2	1.99	0.63
3:N:330:GLN:HE22	3:N:332:GLY:HA2	1.63	0.63
3:R:67:ARG:CZ	3:R:67:ARG:HB2	2.27	0.63
3:R:520:VAL:CG1	3:R:608:LEU:HD11	2.28	0.63
4:U:196:LEU:HD21	6:X:448:SER:HB2	1.81	0.63
5:W:81:TYR:HA	5:W:180:LEU:HD23	1.80	0.63
6:Y:73:ASN:OD1	6:Y:74:ASN:N	2.31	0.63
6:Y:1021:VAL:O	6:Y:1021:VAL:HG23	1.96	0.63
3:D:292:ARG:HH11	3:D:292:ARG:HG2	1.64	0.63
3:D:298:PHE:CE2	3:H:355:GLY:HA3	2.33	0.63
3:D:455:SER:O	3:H:412:ARG:HA	1.98	0.63
3:F:165:THR:O	3:F:169:MET:HB2	1.99	0.63
3:F:238:VAL:HG11	3:H:82:PHE:HZ	1.64	0.63
3:H:48:TRP:N	3:H:48:TRP:CD1	2.64	0.63
3:J:341:MET:CB	3:J:431:ILE:HD11	2.28	0.63
3:J:427:GLU:OE1	3:L:571:ARG:NH2	2.27	0.63
3:J:549:LEU:C	3:J:549:LEU:HD12	2.19	0.63
3:J:554:GLN:O	3:J:556:SER:N	2.31	0.63
2:K:26:MET:HG3	2:K:26:MET:O	1.97	0.63
3:P:176:ALA:O	3:P:631:THR:HG21	1.99	0.63
3:P:311:ASN:H	3:P:311:ASN:HD22	1.46	0.63
3:P:645:TRP:CH2	3:T:548:LYS:HG3	2.32	0.63
3:R:147:ARG:NH1	3:R:147:ARG:CB	2.61	0.63
3:R:176:ALA:O	3:R:631:THR:HG21	1.99	0.63
3:R:363:ASN:ND2	3:R:366:LEU:HB2	2.13	0.63
3:R:606:THR:HG21	3:T:173:ASP:HB2	1.80	0.63
2:S:26:MET:HG3	2:S:26:MET:O	1.97	0.63
3:T:165:THR:O	3:T:169:MET:HB2	1.99	0.63
4:V:156:ILE:HG22	4:V:268:ARG:HB2	1.81	0.63
5:W:853:THR:CG2	5:W:873:ALA:HB3	2.28	0.63
5:W:1064:GLN:CB	5:W:1069:GLU:HA	2.28	0.63
6:Y:663:GLN:HE21	6:Y:663:GLN:HA	1.61	0.63
6:Y:1104:LEU:HD22	6:Y:1104:LEU:H	1.64	0.63
3:B:165:THR:O	3:B:169:MET:HB2	1.99	0.63

Continued on next page...

Continued from previous page...

Atom-1	Atom-2	Interatomic distance (Å)	Clash overlap (Å)
3:B:536:THR:HB	3:B:570:LYS:HA	1.80	0.63
3:D:141:GLN:NE2	3:D:141:GLN:HA	2.11	0.63
3:D:173:ASP:HB2	3:H:606:THR:HG21	1.80	0.63
3:F:292:ARG:HH11	3:F:292:ARG:HG2	1.64	0.63
3:F:311:ASN:H	3:F:311:ASN:HD22	1.47	0.63
3:F:520:VAL:CG1	3:F:608:LEU:HD11	2.28	0.63
3:H:520:VAL:CG1	3:H:608:LEU:HD11	2.28	0.63
3:H:536:THR:HB	3:H:570:LYS:HA	1.80	0.63
2:I:28:SER:CA	3:J:216:PRO:HD2	2.27	0.63
3:J:491:ALA:CB	3:J:592:THR:HB	2.28	0.63
3:P:549:LEU:C	3:P:549:LEU:HD12	2.19	0.63
3:R:554:GLN:O	3:R:556:SER:N	2.31	0.63
3:T:49:ARG:HH12	3:T:115:THR:CG2	2.10	0.63
6:Y:545:LEU:HD13	6:Y:569:LEU:CD1	2.29	0.63
3:B:311:ASN:H	3:B:311:ASN:HD22	1.47	0.63
3:D:154:ARG:HB3	3:D:154:ARG:HH11	1.63	0.63
3:D:418:ASN:HD21	3:F:337:ARG:NH2	1.93	0.63
3:D:548:LYS:HG3	3:F:645:TRP:CH2	2.32	0.63
3:F:536:THR:HB	3:F:570:LYS:HA	1.80	0.63
3:H:358:LEU:CD1	3:H:417:PHE:CE1	2.61	0.63
3:J:344:MET:HE1	3:J:502:LEU:HD11	1.81	0.63
3:J:355:GLY:HA3	3:L:298:PHE:CE2	2.33	0.63
3:L:606:THR:HG21	3:N:173:ASP:HB2	1.80	0.63
3:N:341:MET:CB	3:N:431:ILE:HD11	2.28	0.63
3:P:238:VAL:HG11	3:R:82:PHE:HZ	1.64	0.63
3:P:412:ARG:HA	3:R:455:SER:O	1.98	0.63
3:P:536:THR:HB	3:P:570:LYS:HA	1.80	0.63
3:R:330:GLN:HE22	3:R:332:GLY:HA2	1.63	0.63
4:U:22:ASP:CB	4:U:383:ARG:HD3	2.28	0.63
4:U:59:PRO:HG2	4:U:386:ILE:HD11	1.78	0.63
4:U:184:HIS:O	4:U:187:GLN:HB3	1.99	0.63
4:V:178:THR:HG21	6:Y:408:SER:HA	1.79	0.63
5:W:12:LYS:HB3	5:W:386:GLY:O	1.98	0.63
6:X:599:ILE:CG2	6:X:639:LEU:HD23	2.29	0.63
6:X:1091:GLN:NE2	6:X:1091:GLN:HA	2.14	0.63
6:X:1179:VAL:O	6:X:1179:VAL:HG13	1.98	0.63
3:B:49:ARG:HH12	3:B:115:THR:CG2	2.10	0.63
3:F:154:ARG:HB3	3:F:154:ARG:HH11	1.63	0.63
3:F:167:MET:HG2	3:F:215:TYR:CZ	2.33	0.63
3:H:167:MET:HG2	3:H:215:TYR:CZ	2.34	0.63
3:J:167:MET:HG2	3:J:215:TYR:CZ	2.33	0.63

Continued on next page...

Continued from previous page...

Atom-1	Atom-2	Interatomic distance (Å)	Clash overlap (Å)
3:J:199:LEU:O	3:J:207:PHE:CE2	2.52	0.63
3:L:238:VAL:HG11	3:N:82:PHE:HZ	1.64	0.63
3:P:55:VAL:HG11	5:W:348:GLN:CD	2.19	0.63
3:R:292:ARG:HH11	3:R:292:ARG:HG2	1.63	0.63
3:R:311:ASN:H	3:R:311:ASN:HD22	1.47	0.63
3:R:566:TRP:CZ2	3:T:195:PRO:HD3	2.32	0.63
3:T:520:VAL:CG1	3:T:608:LEU:HD11	2.28	0.63
5:W:57:THR:HG22	5:W:183:TYR:HD1	1.63	0.63
5:W:1038:ASN:ND2	5:W:1049:ALA:HB3	2.07	0.63
5:W:1044:LEU:HD11	5:W:1103:THR:C	2.19	0.63
5:W:1096:PHE:CD1	5:W:1096:PHE:N	2.66	0.63
6:X:257:ARG:HB2	6:X:310:LYS:NZ	2.14	0.63
6:X:1091:GLN:HE22	6:X:1127:CYS:HB2	1.62	0.63
6:Y:560:LEU:HD21	6:Y:721:VAL:HG23	1.80	0.63
6:Y:993:TRP:NE1	6:Y:995:PRO:HG3	2.13	0.63
3:B:308:ALA:HB1	3:B:383:GLN:NE2	2.13	0.63
3:D:167:MET:HG2	3:D:215:TYR:CZ	2.33	0.63
3:F:98:ALA:HB2	3:F:206:GLU:CG	2.29	0.63
3:F:554:GLN:O	3:F:556:SER:N	2.31	0.63
3:H:330:GLN:HE22	3:H:332:GLY:HA2	1.63	0.63
3:H:549:LEU:C	3:H:549:LEU:HD12	2.19	0.63
3:H:554:GLN:O	3:H:556:SER:N	2.31	0.63
3:H:625:ARG:HG3	3:L:197:ASP:OD1	1.99	0.63
3:L:491:ALA:CB	3:L:592:THR:HB	2.28	0.63
3:L:510:VAL:HG12	3:L:510:VAL:O	1.97	0.63
3:L:635:GLN:HE21	3:L:635:GLN:HA	1.64	0.63
3:N:176:ALA:O	3:N:631:THR:HG21	1.99	0.63
3:N:520:VAL:CG1	3:N:608:LEU:HD11	2.28	0.63
3:N:554:GLN:O	3:N:556:SER:N	2.31	0.63
3:P:165:THR:O	3:P:169:MET:HB2	1.99	0.63
3:P:469:VAL:CG2	3:R:575:MET:HE2	2.23	0.63
3:R:165:THR:O	3:R:169:MET:HB2	1.99	0.63
3:R:549:LEU:C	3:R:549:LEU:HD12	2.19	0.63
5:W:68:TRP:CZ2	5:W:70:PRO:HG3	2.34	0.63
5:W:454:PRO:HA	5:W:457:LEU:HD21	1.81	0.63
6:X:520:PRO:HD2	6:X:816:ALA:HB1	1.79	0.63
6:X:653:PRO:HD3	6:X:773:ARG:CG	2.28	0.63
6:X:875:GLN:HA	6:X:875:GLN:OE1	1.98	0.63
3:D:165:THR:O	3:D:169:MET:HB2	1.99	0.63
3:D:311:ASN:H	3:D:311:ASN:HD22	1.46	0.63
3:D:520:VAL:CG1	3:D:608:LEU:HD11	2.28	0.63

Continued on next page...

Continued from previous page...

Atom-1	Atom-2	Interatomic distance (Å)	Clash overlap (Å)
3:D:549:LEU:C	3:D:549:LEU:HD12	2.19	0.63
3:F:635:GLN:HE21	3:F:635:GLN:HA	1.64	0.63
3:H:363:ASN:ND2	3:H:366:LEU:HB2	2.13	0.63
3:J:98:ALA:HB2	3:J:206:GLU:CG	2.29	0.63
3:L:292:ARG:HH11	3:L:292:ARG:HG2	1.63	0.63
3:L:549:LEU:C	3:L:549:LEU:HD12	2.19	0.63
3:N:154:ARG:HB3	3:N:154:ARG:HH11	1.63	0.63
3:P:548:LYS:HG3	3:R:645:TRP:CH2	2.32	0.63
3:R:308:ALA:HB1	3:R:383:GLN:NE2	2.13	0.63
2:S:27:THR:O	2:S:27:THR:CG2	2.38	0.63
3:T:292:ARG:HH11	3:T:292:ARG:HG2	1.64	0.63
4:U:158:HIS:CE1	4:U:160:GLU:HG3	2.32	0.63
4:U:223:LEU:HD11	4:U:411:PHE:CZ	2.34	0.63
4:V:124:ASN:O	4:V:126:PRO:HD3	1.99	0.63
5:W:834:LEU:HD11	5:W:921:ILE:HD11	1.79	0.63
5:W:879:TYR:HA	5:W:884:PHE:CD2	2.34	0.63
5:W:1057:PRO:HG3	5:W:1089:TYR:CZ	2.34	0.63
6:X:439:THR:O	6:X:1200:THR:HG23	1.99	0.63
6:X:467:ALA:O	6:X:471:PRO:HD3	1.99	0.63
6:X:528:PHE:HZ	6:X:747:ILE:HD11	1.64	0.63
6:X:813:VAL:HG11	6:X:818:ILE:HD11	1.81	0.63
6:Y:262:ARG:HH11	6:Y:262:ARG:HG3	1.62	0.63
6:Y:298:LEU:HD12	6:Y:885:LEU:HD12	1.81	0.63
6:Y:709:ILE:HG12	6:Y:733:MET:HE3	1.81	0.63
7:C:101:MYR:H31	3:D:191:LYS:CG	2.30	0.62
3:H:292:ARG:HH11	3:H:292:ARG:HG2	1.63	0.62
3:J:82:PHE:HZ	3:N:238:VAL:HG11	1.64	0.62
3:J:363:ASN:ND2	3:J:366:LEU:HB2	2.13	0.62
3:L:311:ASN:H	3:L:311:ASN:HD22	1.47	0.62
3:P:98:ALA:HB2	3:P:206:GLU:CG	2.29	0.62
3:T:99:THR:OG1	3:T:101:THR:HG22	1.97	0.62
3:T:137:ILE:HD13	3:T:142:ILE:HG13	1.79	0.62
3:T:549:LEU:C	3:T:549:LEU:HD12	2.19	0.62
5:W:31:LEU:CD1	5:W:96:VAL:HG13	2.28	0.62
5:W:910:LEU:HD12	5:W:968:ALA:HB2	1.80	0.62
5:W:970:PRO:O	5:W:974:GLN:HB2	1.98	0.62
5:W:983:ALA:O	5:W:1034:PRO:HD3	1.98	0.62
5:W:1052:ILE:HG21	5:W:1112:LEU:HD22	1.81	0.62
6:Y:432:ILE:CG2	6:Y:1204:LEU:HB3	2.27	0.62
3:D:330:GLN:HE22	3:D:332:GLY:HA2	1.63	0.62
2:E:5:GLN:O	2:E:6:THR:HB	1.99	0.62

Continued on next page...

Continued from previous page...

Atom-1	Atom-2	Interatomic distance (Å)	Clash overlap (Å)
3:F:412:ARG:HA	3:H:455:SER:O	1.98	0.62
3:F:549:LEU:C	3:F:549:LEU:HD12	2.19	0.62
3:H:199:LEU:O	3:H:207:PHE:CE2	2.52	0.62
3:J:68:PHE:HD1	3:J:140:VAL:HG11	1.65	0.62
3:L:412:ARG:HA	3:N:455:SER:O	1.98	0.62
3:L:536:THR:HB	3:L:570:LYS:HA	1.80	0.62
3:P:606:THR:HG21	3:R:173:ASP:HB2	1.80	0.62
3:R:98:ALA:HB2	3:R:206:GLU:CG	2.29	0.62
4:V:80:ALA:HB2	4:V:120:LEU:HD23	1.79	0.62
6:X:201:CYS:HB2	6:X:399:ARG:NH2	2.15	0.62
6:X:483:VAL:HG23	6:X:483:VAL:O	1.98	0.62
6:X:519:GLN:H	6:X:520:PRO:CD	2.12	0.62
6:X:1004:PHE:O	6:X:1004:PHE:CG	2.52	0.62
6:Y:169:ILE:HG21	6:Y:843:PRO:HA	1.80	0.62
6:Y:195:ILE:HD12	6:Y:257:ARG:NE	2.14	0.62
6:Y:355:LYS:HZ3	6:Y:1156:THR:HG21	1.61	0.62
3:B:176:ALA:O	3:B:631:THR:HG21	1.99	0.62
3:B:341:MET:CB	3:B:431:ILE:HD11	2.28	0.62
3:B:549:LEU:C	3:B:549:LEU:HD12	2.19	0.62
3:D:341:MET:HG3	3:D:437:ILE:HG12	1.82	0.62
3:D:412:ARG:HA	3:F:455:SER:O	1.98	0.62
3:J:341:MET:HG3	3:J:437:ILE:HG12	1.82	0.62
3:J:358:LEU:CD1	3:J:417:PHE:CE1	2.62	0.62
3:R:68:PHE:HD1	3:R:140:VAL:HG11	1.64	0.62
3:T:443:PHE:HB2	3:T:457:PRO:CB	2.24	0.62
4:V:175:MET:SD	6:Y:400:GLU:CG	2.83	0.62
5:W:814:GLY:HA3	5:W:991:LEU:HD13	1.80	0.62
6:X:567:LEU:HD11	6:X:705:ILE:HD13	1.81	0.62
6:X:637:PRO:HG2	6:X:638:LEU:H	1.64	0.62
6:X:712:VAL:HA	6:X:717:MET:HG2	1.81	0.62
6:X:1150:ASN:ND2	6:X:1153:SER:HB2	2.14	0.62
6:Y:601:ILE:CG2	6:Y:603:VAL:HG12	2.29	0.62
6:Y:769:VAL:HB	6:Y:780:ILE:CD1	2.30	0.62
6:Y:813:VAL:HG21	6:Y:818:ILE:HD11	1.81	0.62
3:H:165:THR:O	3:H:169:MET:HB2	1.99	0.62
3:H:297:ALA:HB2	3:H:460:MET:CB	2.26	0.62
3:H:505:ASP:O	3:H:506:ALA:C	2.38	0.62
3:L:44:THR:HG22	3:L:45:GLY:N	2.14	0.62
3:L:176:ALA:O	3:L:631:THR:HG21	1.99	0.62
3:L:380:VAL:HG13	3:L:384:GLN:HG2	1.78	0.62
2:M:5:GLN:O	2:M:6:THR:HB	2.00	0.62

Continued on next page...

Continued from previous page...

Atom-1	Atom-2	Interatomic distance (Å)	Clash overlap (Å)
3:N:165:THR:O	3:N:169:MET:HB2	1.99	0.62
3:P:418:ASN:HD21	3:R:337:ARG:NH2	1.93	0.62
3:P:443:PHE:HB2	3:P:457:PRO:CB	2.24	0.62
3:R:536:THR:HB	3:R:570:LYS:HA	1.80	0.62
3:T:297:ALA:HB2	3:T:460:MET:CB	2.26	0.62
3:T:635:GLN:HE21	3:T:635:GLN:HA	1.64	0.62
5:W:47:LEU:HD11	5:W:327:ILE:CG2	2.29	0.62
6:X:282:TYR:HD2	6:Y:830:ASN:ND2	1.94	0.62
6:X:350:LEU:HD23	6:X:357:ALA:HB1	1.81	0.62
6:X:454:GLN:HA	6:X:457:MET:HB3	1.82	0.62
6:X:488:LEU:HD11	6:X:821:ALA:HA	1.81	0.62
6:X:974:LEU:HD11	6:X:1168:ARG:HH22	1.63	0.62
6:X:982:LEU:HD23	6:X:982:LEU:C	2.19	0.62
6:Y:1023:ARG:HH21	6:Y:1030:GLN:HB3	1.64	0.62
3:B:98:ALA:HB2	3:B:206:GLU:CG	2.29	0.62
3:B:199:LEU:O	3:B:207:PHE:CE2	2.52	0.62
3:F:491:ALA:CB	3:F:592:THR:HB	2.28	0.62
2:G:5:GLN:O	2:G:6:THR:HB	2.00	0.62
3:H:341:MET:HG3	3:H:437:ILE:HG12	1.82	0.62
3:N:167:MET:HG2	3:N:215:TYR:CZ	2.34	0.62
3:N:292:ARG:HH11	3:N:292:ARG:HG2	1.64	0.62
3:P:55:VAL:HG11	5:W:348:GLN:HE22	1.62	0.62
3:P:355:GLY:HA3	3:R:298:PHE:CE2	2.34	0.62
7:S:101:MYR:C2	3:T:191:LYS:CE	2.78	0.62
3:T:98:ALA:HB2	3:T:206:GLU:CG	2.29	0.62
4:U:121:ASP:C	4:U:123:ASN:H	2.01	0.62
5:W:632:PHE:CD2	5:W:670:SER:HB3	2.35	0.62
3:D:199:LEU:O	3:D:207:PHE:CE2	2.52	0.62
3:D:356:THR:HG23	3:H:412:ARG:HH22	1.65	0.62
3:D:491:ALA:CB	3:D:592:THR:HB	2.28	0.62
3:F:176:ALA:O	3:F:631:THR:HG21	1.99	0.62
3:F:199:LEU:O	3:F:207:PHE:CE2	2.52	0.62
3:F:330:GLN:NE2	3:F:332:GLY:CA	2.62	0.62
3:F:355:GLY:HA3	3:H:298:PHE:CE2	2.34	0.62
3:H:68:PHE:HD1	3:H:140:VAL:HG11	1.65	0.62
3:H:93:GLN:N	3:H:94:PRO:HD2	2.13	0.62
3:H:154:ARG:HB3	3:H:154:ARG:HH11	1.63	0.62
3:H:635:GLN:HE21	3:H:635:GLN:HA	1.64	0.62
2:I:9:ASN:HB2	3:J:209:ASN:ND2	2.15	0.62
3:J:176:ALA:O	3:J:631:THR:HG21	1.99	0.62
3:J:330:GLN:NE2	3:J:332:GLY:CA	2.62	0.62

Continued on next page...

Continued from previous page...

Atom-1	Atom-2	Interatomic distance (Å)	Clash overlap (Å)
3:L:199:LEU:O	3:L:207:PHE:CE2	2.52	0.62
3:P:199:LEU:O	3:P:207:PHE:CE2	2.52	0.62
3:P:292:ARG:HH11	3:P:292:ARG:HG2	1.64	0.62
3:R:44:THR:HG22	3:R:45:GLY:N	2.14	0.62
3:T:554:GLN:O	3:T:556:SER:N	2.31	0.62
5:W:79:LEU:HD23	5:W:79:LEU:H	1.64	0.62
5:W:874:TYR:HE2	5:W:876:GLN:HG3	1.63	0.62
6:X:350:LEU:HD12	6:X:350:LEU:N	2.14	0.62
6:X:590:ALA:HA	6:X:639:LEU:CD1	2.29	0.62
6:X:1156:THR:HG21	6:X:1161:ASN:CA	2.30	0.62
6:Y:401:THR:HG21	6:Y:960:ALA:HB2	1.82	0.62
6:Y:403:ILE:O	6:Y:403:ILE:HD13	2.00	0.62
7:A:101:MYR:H31	3:B:191:LYS:CG	2.30	0.62
3:B:154:ARG:HB3	3:B:154:ARG:HH11	1.63	0.62
7:G:101:MYR:C2	3:H:191:LYS:CE	2.78	0.62
3:J:418:ASN:HD21	3:L:337:ARG:NH2	1.93	0.62
3:L:505:ASP:O	3:L:506:ALA:C	2.38	0.62
3:P:44:THR:HG22	3:P:45:GLY:N	2.14	0.62
3:P:154:ARG:HB3	3:P:154:ARG:HH11	1.63	0.62
3:R:330:GLN:NE2	3:R:332:GLY:CA	2.62	0.62
3:R:635:GLN:NE2	3:R:635:GLN:HA	2.15	0.62
3:T:44:THR:HG22	3:T:45:GLY:N	2.14	0.62
3:T:330:GLN:NE2	3:T:332:GLY:CA	2.62	0.62
5:W:59:ILE:O	5:W:178:ILE:HD13	2.00	0.62
5:W:486:SER:O	5:W:490:ASP:HB2	2.00	0.62
6:X:192:GLU:O	6:X:192:GLU:HG3	1.99	0.62
6:X:898:ALA:HB3	6:X:929:PRO:HD2	1.81	0.62
6:X:978:ALA:HB3	6:X:1081:TYR:CE1	2.34	0.62
6:Y:266:PRO:HA	6:Y:976:ASN:ND2	2.13	0.62
2:C:9:ASN:HB2	3:D:209:ASN:ND2	2.15	0.62
3:D:82:PHE:HZ	3:H:238:VAL:HG11	1.64	0.62
3:D:635:GLN:HE21	3:D:635:GLN:HA	1.65	0.62
3:F:606:THR:HG21	3:H:173:ASP:HB2	1.80	0.62
3:H:98:ALA:HB2	3:H:206:GLU:CG	2.29	0.62
3:J:237:GLU:CG	3:L:142:ILE:HD13	2.25	0.62
3:J:606:THR:HG21	3:L:173:ASP:HB2	1.80	0.62
3:L:297:ALA:HB2	3:L:460:MET:CB	2.26	0.62
3:L:330:GLN:HE22	3:L:332:GLY:HA2	1.63	0.62
3:N:635:GLN:NE2	3:N:635:GLN:HA	2.15	0.62
3:R:49:ARG:HH12	3:R:115:THR:CG2	2.10	0.62
3:R:341:MET:HG3	3:R:437:ILE:HG12	1.82	0.62

Continued on next page...

Continued from previous page...

Atom-1	Atom-2	Interatomic distance (Å)	Clash overlap (Å)
3:R:412:ARG:HA	3:T:455:SER:O	1.98	0.62
3:T:199:LEU:O	3:T:207:PHE:CE2	2.52	0.62
3:T:311:ASN:H	3:T:311:ASN:HD22	1.47	0.62
4:U:224:ASN:ND2	4:U:226:SER:H	1.98	0.62
4:V:239:PRO:HA	4:V:243:PRO:HB3	1.81	0.62
5:W:131:ILE:O	5:W:131:ILE:HG12	1.99	0.62
5:W:739:VAL:HG12	5:W:742:SER:CB	2.30	0.62
6:X:453:LEU:HA	6:X:950:VAL:HG21	1.80	0.62
6:Y:440:ILE:HG13	6:Y:1202:PRO:CG	2.29	0.62
3:B:330:GLN:NE2	3:B:332:GLY:CA	2.62	0.62
3:B:380:VAL:HG13	3:B:384:GLN:HG2	1.78	0.62
3:D:336:THR:HG22	3:D:456:ASN:HD21	1.65	0.62
2:E:9:ASN:HB2	3:F:209:ASN:ND2	2.15	0.62
3:H:44:THR:HG22	3:H:45:GLY:N	2.14	0.62
3:H:330:GLN:NE2	3:H:332:GLY:CA	2.62	0.62
3:H:358:LEU:HD13	3:H:417:PHE:CZ	2.35	0.62
3:H:635:GLN:NE2	3:H:635:GLN:HA	2.15	0.62
3:J:58:ILE:O	3:J:59:ASP:HB2	1.99	0.62
3:J:455:SER:O	3:N:412:ARG:HA	1.98	0.62
3:L:98:ALA:HB2	3:L:206:GLU:CG	2.29	0.62
3:L:330:GLN:NE2	3:L:332:GLY:CA	2.62	0.62
3:N:330:GLN:NE2	3:N:332:GLY:CA	2.62	0.62
3:P:68:PHE:HD1	3:P:140:VAL:HG11	1.65	0.62
3:P:330:GLN:NE2	3:P:332:GLY:CA	2.62	0.62
3:P:330:GLN:HE22	3:P:332:GLY:HA2	1.63	0.62
3:P:341:MET:HG3	3:P:437:ILE:HG12	1.82	0.62
3:T:635:GLN:NE2	3:T:635:GLN:HA	2.15	0.62
4:U:93:ARG:HH11	4:U:93:ARG:CB	2.11	0.62
4:U:318:ASN:H	4:U:322:VAL:HG11	1.64	0.62
4:V:276:HIS:HB2	4:V:370:LEU:HD21	1.80	0.62
5:W:426:LEU:HD21	5:W:797:PHE:CD1	2.35	0.62
6:X:528:PHE:HE1	6:X:575:MET:HE2	1.63	0.62
6:X:593:LEU:O	6:X:593:LEU:HG	1.99	0.62
6:Y:537:TYR:CE1	6:Y:766:PRO:HA	2.34	0.62
6:Y:586:PHE:HA	6:Y:642:PHE:CE2	2.34	0.62
2:A:5:GLN:O	2:A:6:THR:HB	1.99	0.62
3:D:44:THR:HG22	3:D:45:GLY:N	2.14	0.62
3:D:330:GLN:NE2	3:D:332:GLY:CA	2.62	0.62
3:D:355:GLY:HA3	3:F:298:PHE:CE2	2.33	0.62
3:F:341:MET:HG3	3:F:437:ILE:HG12	1.81	0.62
3:F:549:LEU:HD12	3:F:550:SER:N	2.15	0.62

Continued on next page...

Continued from previous page...

Atom-1	Atom-2	Interatomic distance (Å)	Clash overlap (Å)
3:H:176:ALA:O	3:H:631:THR:HG21	1.99	0.62
3:J:44:THR:HG22	3:J:45:GLY:N	2.14	0.62
3:L:355:GLY:HA3	3:N:298:PHE:CE2	2.34	0.62
3:L:427:GLU:OE1	3:N:571:ARG:NH2	2.27	0.62
3:L:635:GLN:NE2	3:L:635:GLN:HA	2.15	0.62
7:M:101:MYR:C2	3:N:191:LYS:HE2	2.27	0.62
3:N:44:THR:HG22	3:N:45:GLY:N	2.14	0.62
3:N:57:THR:HG22	3:N:58:ILE:N	2.15	0.62
3:N:336:THR:HG22	3:N:456:ASN:HD21	1.65	0.62
3:P:341:MET:CB	3:P:431:ILE:HD11	2.28	0.62
3:T:167:MET:HG2	3:T:215:TYR:CZ	2.33	0.62
5:W:95:PHE:HB2	5:W:125:PHE:CE2	2.35	0.62
5:W:1134:VAL:CG2	5:W:1219:ILE:HD11	2.30	0.62
3:B:57:THR:HG22	3:B:58:ILE:N	2.15	0.61
3:B:635:GLN:HE21	3:B:635:GLN:HA	1.64	0.61
3:D:606:THR:HG21	3:F:173:ASP:HB2	1.80	0.61
3:D:635:GLN:NE2	3:D:635:GLN:HA	2.15	0.61
3:F:418:ASN:HD21	3:H:337:ARG:NH2	1.93	0.61
3:J:298:PHE:CE2	3:N:355:GLY:HA3	2.34	0.61
3:J:356:THR:HG23	3:N:412:ARG:HH22	1.65	0.61
3:L:341:MET:HB2	3:L:431:ILE:CD1	2.26	0.61
3:N:199:LEU:O	3:N:207:PHE:CE2	2.52	0.61
3:P:308:ALA:HB1	3:P:383:GLN:NE2	2.13	0.61
3:P:635:GLN:HE21	3:P:635:GLN:HA	1.64	0.61
2:Q:5:GLN:O	2:Q:6:THR:HB	2.00	0.61
3:R:199:LEU:O	3:R:207:PHE:CE2	2.52	0.61
3:T:176:ALA:O	3:T:631:THR:HG21	1.99	0.61
6:X:662:LEU:HD22	6:X:662:LEU:H	1.65	0.61
6:Y:631:ILE:O	6:Y:640:ARG:HD2	2.00	0.61
6:Y:722:ASN:ND2	6:Y:724:LEU:HB3	2.15	0.61
6:Y:731:GLY:O	6:Y:734:THR:HG22	2.00	0.61
6:Y:1012:ARG:HH12	6:Y:1043:GLY:HA3	1.65	0.61
3:B:329:VAL:HG13	3:B:442:THR:HG21	1.82	0.61
7:C:101:MYR:H71	3:D:200:CYS:SG	2.40	0.61
3:D:536:THR:HB	3:D:570:LYS:HA	1.80	0.61
3:F:297:ALA:HB2	3:F:460:MET:CB	2.26	0.61
3:J:87:PHE:HD1	3:L:121:ALA:HB2	1.61	0.61
3:J:329:VAL:HG13	3:J:442:THR:HG21	1.82	0.61
3:J:358:LEU:HD13	3:J:417:PHE:CZ	2.35	0.61
3:L:329:VAL:HG13	3:L:442:THR:HG21	1.82	0.61
3:L:549:LEU:HD12	3:L:550:SER:N	2.15	0.61

Continued on next page...

Continued from previous page...

Atom-1	Atom-2	Interatomic distance (Å)	Clash overlap (Å)
3:N:329:VAL:HG13	3:N:442:THR:HG21	1.82	0.61
3:P:49:ARG:HH12	3:P:115:THR:CG2	2.10	0.61
3:P:171:THR:CG2	3:T:602:SER:OG	2.48	0.61
3:P:505:ASP:O	3:P:506:ALA:C	2.38	0.61
3:T:491:ALA:CB	3:T:592:THR:HB	2.28	0.61
4:U:263:GLN:HE21	4:U:263:GLN:HA	1.64	0.61
5:W:81:TYR:O	5:W:85:THR:HG23	2.00	0.61
5:W:424:SER:HB3	5:W:425:PRO:CD	2.28	0.61
3:B:549:LEU:HD12	3:B:550:SER:N	2.15	0.61
2:I:5:GLN:O	2:I:6:THR:HB	1.99	0.61
2:K:9:ASN:HB2	3:L:209:ASN:ND2	2.15	0.61
3:N:98:ALA:HB2	3:N:206:GLU:CG	2.29	0.61
3:N:341:MET:O	3:N:344:MET:HB2	2.01	0.61
3:N:549:LEU:C	3:N:549:LEU:HD12	2.19	0.61
3:P:82:PHE:HZ	3:T:238:VAL:HG11	1.64	0.61
3:P:298:PHE:CE2	3:T:355:GLY:HA3	2.33	0.61
3:P:329:VAL:HG13	3:P:442:THR:HG21	1.82	0.61
2:Q:9:ASN:HB2	3:R:209:ASN:ND2	2.15	0.61
3:R:602:SER:OG	3:T:171:THR:CG2	2.48	0.61
3:R:635:GLN:HE21	3:R:635:GLN:HA	1.64	0.61
3:T:330:GLN:HE22	3:T:332:GLY:HA2	1.63	0.61
4:U:140:GLN:O	4:U:144:ILE:HG12	2.00	0.61
5:W:592:MET:H	5:W:593:PRO:CD	2.11	0.61
6:Y:722:ASN:HB3	6:Y:725:THR:HG23	1.81	0.61
6:Y:778:ASP:CA	6:Y:940:GLN:HB3	2.27	0.61
6:Y:990:ASN:HB2	6:Y:1131:ARG:CA	2.30	0.61
3:B:491:ALA:CB	3:B:592:THR:HB	2.28	0.61
3:D:237:GLU:HG3	3:F:142:ILE:HD13	1.82	0.61
3:F:68:PHE:HD1	3:F:140:VAL:HG11	1.65	0.61
3:F:635:GLN:NE2	3:F:635:GLN:HA	2.15	0.61
7:I:101:MYR:H31	3:J:191:LYS:CG	2.30	0.61
3:J:53:THR:O	3:J:54:SER:HB3	2.01	0.61
3:J:78:MET:HE1	3:N:238:VAL:CG2	2.21	0.61
3:J:165:THR:O	3:J:169:MET:HB2	1.99	0.61
3:J:238:VAL:HG11	3:L:82:PHE:HZ	1.64	0.61
3:J:311:ASN:H	3:J:311:ASN:HD22	1.47	0.61
3:N:311:ASN:H	3:N:311:ASN:HD22	1.46	0.61
3:N:443:PHE:HB2	3:N:457:PRO:CB	2.24	0.61
3:P:336:THR:HG22	3:P:456:ASN:HD21	1.65	0.61
3:P:549:LEU:HD12	3:P:550:SER:N	2.15	0.61
3:R:355:GLY:HA3	3:T:298:PHE:CE2	2.33	0.61

Continued on next page...

Continued from previous page...

Atom-1	Atom-2	Interatomic distance (Å)	Clash overlap (Å)
4:U:91:THR:HG21	4:U:109:PRO:HG2	1.82	0.61
4:V:163:VAL:O	4:V:258:PRO:HB2	1.99	0.61
5:W:204:VAL:HG13	5:W:238:HIS:HB2	1.81	0.61
5:W:217:LEU:HA	5:W:220:LEU:CD2	2.30	0.61
5:W:489:LYS:HG3	5:W:649:ILE:CG1	2.30	0.61
6:X:915:LEU:N	6:X:915:LEU:HD23	2.16	0.61
6:Y:317:PHE:CZ	6:Y:385:VAL:HG21	2.35	0.61
3:B:372:ALA:HB1	3:B:399:ALA:HA	1.83	0.61
3:D:98:ALA:HB2	3:D:206:GLU:CG	2.29	0.61
3:D:176:ALA:O	3:D:631:THR:HG21	1.99	0.61
3:J:171:THR:CG2	3:N:602:SER:OG	2.48	0.61
3:J:602:SER:OG	3:L:171:THR:CG2	2.48	0.61
3:L:341:MET:O	3:L:344:MET:HB2	2.01	0.61
3:N:491:ALA:CB	3:N:592:THR:HB	2.28	0.61
2:O:9:ASN:HB2	3:P:209:ASN:ND2	2.15	0.61
7:O:101:MYR:H31	3:P:191:LYS:CG	2.30	0.61
3:T:329:VAL:HG13	3:T:442:THR:HG21	1.82	0.61
3:T:549:LEU:HD12	3:T:550:SER:N	2.15	0.61
4:U:339:LEU:HG	4:U:343:GLN:HE21	1.66	0.61
4:V:268:ARG:HH12	4:V:305:LEU:HA	1.65	0.61
5:W:695:ILE:HD11	5:W:1002:ILE:CG2	2.31	0.61
6:X:416:ILE:CG2	6:X:445:PHE:HE2	2.12	0.61
6:X:518:LEU:HG	6:X:820:VAL:CG2	2.31	0.61
6:X:1078:LEU:HD23	6:X:1078:LEU:N	2.08	0.61
6:Y:210:ILE:HB	6:Y:239:ALA:CB	2.30	0.61
6:Y:354:THR:O	6:Y:356:ASN:N	2.34	0.61
6:Y:1170:PRO:HD2	6:Y:1189:THR:CG2	2.30	0.61
2:A:9:ASN:HB2	3:B:209:ASN:ND2	2.15	0.61
3:B:44:THR:HG22	3:B:45:GLY:N	2.14	0.61
3:D:50:PRO:N	3:D:61:LEU:HD23	2.16	0.61
3:D:549:LEU:HD12	3:D:550:SER:N	2.15	0.61
3:F:57:THR:HG22	3:F:58:ILE:N	2.15	0.61
3:F:602:SER:OG	3:H:171:THR:CG2	2.48	0.61
3:J:635:GLN:HE21	3:J:635:GLN:HA	1.64	0.61
3:L:336:THR:HG22	3:L:456:ASN:HD21	1.65	0.61
7:M:101:MYR:C2	3:N:191:LYS:CE	2.78	0.61
3:N:549:LEU:HD12	3:N:550:SER:N	2.15	0.61
2:O:37:LYS:NZ	3:R:264:SER:OG	2.23	0.61
3:P:635:GLN:NE2	3:P:635:GLN:HA	2.15	0.61
3:R:57:THR:HG22	3:R:58:ILE:N	2.15	0.61
3:R:372:ALA:HB1	3:R:399:ALA:HA	1.83	0.61

Continued on next page...

Continued from previous page...

Atom-1	Atom-2	Interatomic distance (Å)	Clash overlap (Å)
3:T:341:MET:O	3:T:344:MET:HB2	2.01	0.61
4:U:175:MET:HB3	6:X:436:LEU:HA	1.82	0.61
4:V:250:TRP:CE3	6:Y:956:HIS:CE1	2.87	0.61
5:W:838:PRO:HB3	5:W:858:ARG:CZ	2.30	0.61
6:X:595:GLN:HB3	6:X:596:PRO:HD3	1.82	0.61
6:X:856:ARG:HH22	6:X:917:GLY:C	2.04	0.61
6:X:1032:ILE:HA	6:X:1038:PRO:HA	1.82	0.61
6:Y:367:ARG:HG3	6:Y:367:ARG:HH11	1.66	0.61
6:Y:777:ASN:HB2	6:Y:942:GLY:CA	2.30	0.61
3:B:330:GLN:HE22	3:B:332:GLY:HA2	1.63	0.61
2:C:5:GLN:O	2:C:6:THR:HB	1.99	0.61
3:D:238:VAL:HG11	3:F:82:PHE:HZ	1.64	0.61
3:F:358:LEU:HD13	3:F:417:PHE:CZ	2.35	0.61
3:H:372:ALA:HB1	3:H:399:ALA:HA	1.83	0.61
3:J:57:THR:HG22	3:J:58:ILE:H	1.66	0.61
3:J:536:THR:HB	3:J:570:LYS:HA	1.80	0.61
3:J:549:LEU:HD12	3:J:550:SER:N	2.15	0.61
3:P:356:THR:HG23	3:T:412:ARG:HH22	1.65	0.61
3:P:380:VAL:HG13	3:P:384:GLN:HG2	1.78	0.61
3:R:167:MET:HA	3:R:167:MET:CE	2.31	0.61
3:R:540:VAL:HG23	3:R:569:ALA:HB3	1.83	0.61
4:U:52:PRO:HB3	6:X:963:GLN:HE22	1.66	0.61
4:U:215:TRP:CH2	4:U:279:VAL:HG22	2.36	0.61
5:W:149:THR:HA	5:W:152:THR:CG2	2.30	0.61
6:X:1122:PRO:HB3	6:X:1159:GLY:HA3	1.82	0.61
6:Y:777:ASN:O	6:Y:778:ASP:HB3	1.99	0.61
6:Y:840:ALA:O	6:Y:843:PRO:HD2	2.00	0.61
3:B:505:ASP:O	3:B:506:ALA:C	2.38	0.61
3:D:341:MET:O	3:D:344:MET:HB2	2.01	0.61
3:F:329:VAL:HG13	3:F:442:THR:HG21	1.82	0.61
3:J:292:ARG:HH11	3:J:292:ARG:HG2	1.64	0.61
3:L:167:MET:HA	3:L:167:MET:CE	2.31	0.61
3:L:358:LEU:HD13	3:L:417:PHE:CZ	2.35	0.61
3:R:336:THR:HG22	3:R:456:ASN:HD21	1.65	0.61
3:T:358:LEU:HD13	3:T:417:PHE:CZ	2.35	0.61
5:W:639:ALA:CB	5:W:659:PHE:HB3	2.31	0.61
5:W:732:LEU:HD12	5:W:780:LEU:HD13	1.83	0.61
6:X:827:THR:CG2	6:X:831:LEU:HD22	2.30	0.61
6:Y:244:VAL:HG21	6:Y:265:PRO:CA	2.30	0.61
6:Y:332:ALA:O	6:Y:333:PHE:HB2	1.99	0.61
3:F:341:MET:O	3:F:344:MET:HB2	2.01	0.61

Continued on next page...

Continued from previous page...

Atom-1	Atom-2	Interatomic distance (Å)	Clash overlap (Å)
3:N:167:MET:HA	3:N:167:MET:CE	2.31	0.61
3:P:337:ARG:NH2	3:T:418:ASN:HD21	1.93	0.61
3:R:154:ARG:HB3	3:R:154:ARG:HH11	1.63	0.61
3:R:412:ARG:HH22	3:T:356:THR:HG23	1.65	0.61
4:U:318:ASN:N	4:U:322:VAL:HG11	2.16	0.61
5:W:266:VAL:CG2	5:W:311:ALA:HB2	2.30	0.61
5:W:518:TYR:CE1	5:W:531:PRO:HG2	2.35	0.61
5:W:823:THR:CG2	5:W:850:LEU:HD13	2.30	0.61
5:W:1215:LEU:C	5:W:1215:LEU:HD12	2.21	0.61
6:X:603:VAL:CG1	6:Y:715:VAL:HG11	2.31	0.61
6:X:628:PRO:HG2	6:X:647:ARG:HD3	1.83	0.61
6:Y:387:CYS:SG	6:Y:389:GLU:HG2	2.40	0.61
6:Y:709:ILE:HA	6:Y:733:MET:CE	2.30	0.61
3:B:167:MET:CE	3:B:167:MET:HA	2.31	0.61
3:D:46:LYS:HZ3	3:H:237:GLU:CD	2.04	0.61
3:D:297:ALA:HB2	3:D:460:MET:CB	2.26	0.61
3:D:431:ILE:HD13	3:D:437:ILE:HG23	1.82	0.61
3:J:372:ALA:HB1	3:J:399:ALA:HA	1.83	0.61
3:L:137:ILE:HG12	3:L:142:ILE:HG22	1.83	0.61
3:L:602:SER:OG	3:N:171:THR:CG2	2.48	0.61
3:P:48:TRP:CZ2	3:P:63:ILE:HD11	2.36	0.61
3:P:540:VAL:HG23	3:P:569:ALA:HB3	1.83	0.61
3:T:372:ALA:HB1	3:T:399:ALA:HA	1.83	0.61
3:T:380:VAL:HG13	3:T:384:GLN:HG2	1.78	0.61
4:U:33:TYR:CD2	6:X:879:PHE:HD2	2.19	0.61
4:U:168:ALA:C	4:U:170:THR:H	2.01	0.61
4:U:339:LEU:HG	4:U:343:GLN:NE2	2.14	0.61
4:U:348:THR:HB	4:U:351:GLN:HG3	1.81	0.61
5:W:12:LYS:HD2	5:W:385:THR:O	2.01	0.61
6:X:437:ARG:HH22	6:X:1207:ILE:CA	2.05	0.61
6:Y:272:HIS:HA	6:Y:275:LYS:HE2	1.83	0.61
3:B:341:MET:O	3:B:344:MET:HB2	2.01	0.60
3:D:505:ASP:O	3:D:506:ALA:C	2.38	0.60
3:F:274:ILE:HD11	3:F:514:LEU:HD21	1.73	0.60
3:H:154:ARG:HH11	3:H:154:ARG:CB	2.14	0.60
3:H:167:MET:HA	3:H:167:MET:CE	2.31	0.60
3:H:336:THR:HG22	3:H:456:ASN:HD21	1.65	0.60
3:H:341:MET:O	3:H:344:MET:HB2	2.01	0.60
3:J:337:ARG:NH2	3:N:418:ASN:HD21	1.93	0.60
3:L:48:TRP:CZ2	3:L:63:ILE:HD11	2.36	0.60
3:N:341:MET:HG3	3:N:437:ILE:HG12	1.82	0.60

Continued on next page...

Continued from previous page...

Atom-1	Atom-2	Interatomic distance (Å)	Clash overlap (Å)
3:R:178:SER:O	3:R:179:ALA:HB2	2.01	0.60
3:R:341:MET:O	3:R:344:MET:HB2	2.01	0.60
3:T:336:THR:HG22	3:T:456:ASN:HD21	1.65	0.60
4:V:176:ALA:HA	6:Y:407:ARG:HG3	1.82	0.60
5:W:193:THR:HG23	5:W:195:GLY:H	1.66	0.60
5:W:810:LEU:CD2	5:W:1001:ILE:HD13	2.31	0.60
5:W:938:TYR:OH	5:W:1106:GLY:HA2	2.00	0.60
5:W:988:TRP:CZ3	5:W:1026:LEU:HB2	2.36	0.60
5:W:1089:TYR:HA	5:W:1096:PHE:HA	1.83	0.60
5:W:1177:ASN:CB	5:W:1282:THR:HB	2.28	0.60
6:X:466:THR:HA	6:X:809:ALA:CB	2.31	0.60
6:X:534:SER:OG	6:X:543:THR:HG23	2.01	0.60
6:Y:195:ILE:HD12	6:Y:257:ARG:CZ	2.31	0.60
6:Y:1027:LEU:H	6:Y:1027:LEU:CD1	2.07	0.60
3:B:635:GLN:NE2	3:B:635:GLN:HA	2.15	0.60
3:D:178:SER:O	3:D:179:ALA:HB2	2.01	0.60
3:D:238:VAL:CG2	3:F:78:MET:HE1	2.22	0.60
3:D:341:MET:CB	3:D:431:ILE:HD11	2.28	0.60
2:I:37:LYS:NZ	3:L:264:SER:OG	2.23	0.60
3:J:341:MET:O	3:J:344:MET:HB2	2.01	0.60
3:J:369:SER:OG	3:J:443:PHE:HD1	1.85	0.60
2:K:5:GLN:O	2:K:6:THR:HB	1.99	0.60
2:O:5:GLN:O	2:O:6:THR:HB	2.00	0.60
3:P:372:ALA:HB1	3:P:399:ALA:HA	1.83	0.60
3:P:412:ARG:HH22	3:R:356:THR:HG23	1.65	0.60
3:R:238:VAL:HG11	3:T:82:PHE:HZ	1.64	0.60
3:R:358:LEU:CD1	3:R:417:PHE:CE1	2.62	0.60
3:T:167:MET:HA	3:T:167:MET:CE	2.31	0.60
5:W:885:TRP:HA	5:W:888:ILE:HD11	1.83	0.60
5:W:959:ASN:HB3	5:W:962:GLU:OE2	2.00	0.60
6:X:600:ALA:C	6:X:623:PRO:HD2	2.20	0.60
6:Y:490:PRO:HD3	6:Y:525:TYR:OH	2.00	0.60
6:Y:798:VAL:HG12	6:Y:799:ASP:N	2.17	0.60
6:Y:985:VAL:HG22	6:Y:1137:PHE:HE2	1.66	0.60
6:Y:1043:GLY:O	6:Y:1072:THR:HA	2.00	0.60
3:B:154:ARG:HH11	3:B:154:ARG:CB	2.15	0.60
3:B:336:THR:HG22	3:B:456:ASN:HD21	1.65	0.60
3:D:47:LEU:HD21	3:D:64:VAL:HG11	1.84	0.60
3:F:44:THR:HG22	3:F:45:GLY:N	2.14	0.60
3:H:625:ARG:CG	3:L:197:ASP:OD1	2.49	0.60
3:J:154:ARG:HH11	3:J:154:ARG:CB	2.15	0.60

Continued on next page...

Continued from previous page...

Atom-1	Atom-2	Interatomic distance (Å)	Clash overlap (Å)
3:P:341:MET:O	3:P:344:MET:HB2	2.01	0.60
3:R:358:LEU:HD13	3:R:417:PHE:CZ	2.35	0.60
3:R:549:LEU:HD12	3:R:550:SER:N	2.15	0.60
2:S:5:GLN:O	2:S:6:THR:HB	2.00	0.60
4:U:143:HIS:NE2	4:U:291:THR:HB	2.17	0.60
4:U:241:LEU:O	6:X:1179:VAL:HG13	2.00	0.60
5:W:398:LEU:CD2	5:W:792:THR:HG21	2.31	0.60
5:W:746:PHE:CZ	5:W:748:ARG:HG3	2.36	0.60
6:X:795:ASP:OD2	6:Y:737:ARG:NH1	2.25	0.60
6:Y:78:ILE:HD12	6:Y:78:ILE:N	2.16	0.60
6:Y:385:VAL:CG2	6:Y:386:GLU:H	2.15	0.60
6:Y:832:ILE:HD12	6:Y:835:HIS:CD2	2.35	0.60
6:Y:858:VAL:O	6:Y:862:GLU:HG2	2.01	0.60
3:B:68:PHE:HD1	3:B:140:VAL:HG11	1.65	0.60
3:B:178:SER:O	3:B:179:ALA:HB2	2.01	0.60
3:B:341:MET:HG3	3:B:437:ILE:HG12	1.82	0.60
3:D:358:LEU:CG	3:D:417:PHE:CE1	2.79	0.60
3:D:369:SER:OG	3:D:443:PHE:HD1	1.85	0.60
3:D:370:VAL:O	3:D:370:VAL:HG23	2.02	0.60
3:F:48:TRP:CZ2	3:F:63:ILE:HD11	2.36	0.60
3:H:48:TRP:CZ2	3:H:63:ILE:HD11	2.36	0.60
3:H:431:ILE:HD13	3:H:437:ILE:HG23	1.82	0.60
3:L:154:ARG:HB3	3:L:154:ARG:HH11	1.63	0.60
3:L:341:MET:CB	3:L:431:ILE:HD11	2.28	0.60
3:N:48:TRP:CZ2	3:N:63:ILE:HD11	2.36	0.60
3:N:369:SER:OG	3:N:443:PHE:HD1	1.85	0.60
3:N:370:VAL:HG23	3:N:370:VAL:O	2.02	0.60
3:N:635:GLN:HE21	3:N:635:GLN:HA	1.64	0.60
3:P:602:SER:OG	3:R:171:THR:CG2	2.48	0.60
3:T:540:VAL:HG23	3:T:569:ALA:HB3	1.83	0.60
4:U:151:SER:HB2	4:U:156:ILE:HG13	1.82	0.60
5:W:398:LEU:H	5:W:398:LEU:CD2	2.13	0.60
5:W:398:LEU:HD11	5:W:788:GLN:HE22	1.64	0.60
6:X:560:LEU:HD11	6:X:729:MET:SD	2.41	0.60
6:Y:385:VAL:HG13	6:Y:1196:ARG:HB2	1.84	0.60
6:Y:437:ARG:HB2	6:Y:439:THR:O	2.02	0.60
6:Y:680:PRO:O	6:Y:748:GLN:HG2	2.00	0.60
3:B:297:ALA:HB2	3:B:460:MET:CB	2.26	0.60
3:D:602:SER:OG	3:F:171:THR:CG2	2.48	0.60
3:F:154:ARG:HH11	3:F:154:ARG:CB	2.15	0.60
3:L:57:THR:HG22	3:L:58:ILE:N	2.15	0.60

Continued on next page...

Continued from previous page...

Atom-1	Atom-2	Interatomic distance (Å)	Clash overlap (Å)
3:L:178:SER:O	3:L:179:ALA:HB2	2.01	0.60
7:O:101:MYR:H71	3:P:200:CYS:SG	2.40	0.60
3:R:48:TRP:CZ2	3:R:63:ILE:HD11	2.36	0.60
4:V:291:THR:HG21	4:V:296:LEU:HD23	1.83	0.60
5:W:113:THR:HB	5:W:118:LEU:HD12	1.83	0.60
5:W:918:ILE:N	5:W:919:PRO:HD2	2.16	0.60
6:X:1046:VAL:O	6:X:1048:PRO:HD3	2.01	0.60
6:Y:364:ILE:HD12	6:Y:367:ARG:NH1	2.15	0.60
3:F:87:PHE:HD1	3:H:121:ALA:HB2	1.61	0.60
3:H:329:VAL:HG13	3:H:442:THR:HG21	1.82	0.60
3:H:549:LEU:HD12	3:H:550:SER:N	2.15	0.60
3:J:370:VAL:HG23	3:J:370:VAL:O	2.02	0.60
3:L:341:MET:HG3	3:L:437:ILE:HG12	1.82	0.60
3:P:167:MET:HA	3:P:167:MET:CE	2.31	0.60
3:R:238:VAL:CG2	3:T:78:MET:HE1	2.23	0.60
3:T:68:PHE:HD1	3:T:140:VAL:HG11	1.65	0.60
4:U:224:ASN:HD22	4:U:346:LEU:HD11	1.66	0.60
5:W:15:THR:HG22	5:W:273:ASN:OD1	2.01	0.60
5:W:151:ILE:HG13	5:W:152:THR:N	2.16	0.60
5:W:1093:ASN:O	5:W:1094:GLN:HB2	2.00	0.60
6:X:257:ARG:HB2	6:X:310:LYS:HZ3	1.67	0.60
6:X:480:LEU:HD22	6:X:758:LEU:HD13	1.84	0.60
6:X:862:GLU:OE1	6:X:955:SER:HB2	2.00	0.60
6:Y:468:ALA:C	6:Y:471:PRO:HD2	2.21	0.60
6:Y:544:VAL:HG12	6:Y:578:ASP:OD2	2.01	0.60
6:Y:557:ILE:HG23	6:Y:717:MET:HE3	1.82	0.60
3:F:167:MET:CE	3:F:167:MET:HA	2.31	0.60
3:F:540:VAL:HG23	3:F:569:ALA:HB3	1.83	0.60
3:H:370:VAL:O	3:H:370:VAL:HG23	2.02	0.60
3:J:48:TRP:CZ2	3:J:63:ILE:HD11	2.36	0.60
3:J:58:ILE:HG13	3:J:127:LEU:HD23	1.84	0.60
3:J:635:GLN:NE2	3:J:635:GLN:HA	2.15	0.60
3:L:154:ARG:HH11	3:L:154:ARG:CB	2.14	0.60
3:L:370:VAL:O	3:L:370:VAL:HG23	2.02	0.60
3:P:189:PHE:CZ	3:P:193:ILE:HD11	2.37	0.60
3:R:329:VAL:HG13	3:R:442:THR:HG21	1.82	0.60
3:T:46:LYS:HA	3:T:72:SER:HA	1.84	0.60
3:T:341:MET:HG3	3:T:437:ILE:HG12	1.82	0.60
4:U:26:LEU:HA	4:U:71:LEU:CD1	2.28	0.60
4:U:40:ARG:HH22	4:U:69:ASN:ND2	1.98	0.60
4:U:225:ARG:HG3	4:U:225:ARG:HH11	1.67	0.60

Continued on next page...

Continued from previous page...

Atom-1	Atom-2	Interatomic distance (Å)	Clash overlap (Å)
5:W:521:ALA:HB1	5:W:531:PRO:HD3	1.84	0.60
6:X:301:LEU:HD11	6:X:968:PHE:HB2	1.84	0.60
6:X:590:ALA:CA	6:X:639:LEU:HD11	2.31	0.60
6:X:925:LEU:HD22	6:X:926:TYR:CD1	2.36	0.60
6:X:1130:ALA:CB	6:Y:104:GLN:CB	2.73	0.60
6:Y:392:ASP:HA	6:Y:1189:THR:O	2.02	0.60
6:Y:979:ARG:HH11	6:Y:979:ARG:HG2	1.67	0.60
6:Y:1082:VAL:O	6:Y:1114:PRO:HA	2.02	0.60
7:A:101:MYR:C2	3:B:191:LYS:CE	2.79	0.60
3:D:167:MET:HA	3:D:167:MET:CE	2.31	0.60
3:D:329:VAL:HG13	3:D:442:THR:HG21	1.82	0.60
3:J:167:MET:CE	3:J:167:MET:HA	2.31	0.60
3:J:540:VAL:HG23	3:J:569:ALA:HB3	1.83	0.60
3:N:540:VAL:HG23	3:N:569:ALA:HB3	1.83	0.60
3:R:370:VAL:HG23	3:R:370:VAL:O	2.02	0.60
4:U:12:ASN:HD22	4:U:13:PHE:N	2.00	0.60
6:X:377:ILE:HB	6:X:380:GLU:HB3	1.83	0.60
6:X:459:LEU:O	6:X:462:ILE:HG22	2.02	0.60
3:B:48:TRP:CZ2	3:B:63:ILE:HD11	2.36	0.60
3:B:189:PHE:CZ	3:B:193:ILE:HD11	2.37	0.60
3:F:46:LYS:HA	3:F:72:SER:HA	1.84	0.60
3:F:372:ALA:HB1	3:F:399:ALA:HA	1.83	0.60
3:L:68:PHE:HD1	3:L:140:VAL:HG11	1.65	0.60
3:L:189:PHE:CZ	3:L:193:ILE:HD11	2.37	0.60
2:O:13:ILE:CG2	2:O:14:THR:N	2.65	0.60
3:P:369:SER:CB	3:P:445:ILE:HA	2.32	0.60
3:R:46:LYS:HA	3:R:72:SER:HA	1.84	0.60
3:R:505:ASP:O	3:R:506:ALA:C	2.38	0.60
3:T:154:ARG:HB3	3:T:154:ARG:HH11	1.63	0.60
5:W:397:PRO:HB3	5:W:747:THR:CG2	2.32	0.60
5:W:805:VAL:HB	5:W:809:THR:OG1	2.02	0.60
5:W:1102:PRO:HG3	5:W:1127:ILE:HG13	1.84	0.60
6:X:660:SER:C	6:X:673:ASN:HD21	2.05	0.60
6:X:789:ASP:HB3	6:X:933:ASP:HB3	1.82	0.60
6:Y:383:ALA:HB1	6:Y:439:THR:HG23	1.83	0.60
6:Y:687:LEU:O	6:Y:688:THR:HG23	2.01	0.60
6:Y:765:PRO:HD3	6:Y:853:ARG:CD	2.32	0.60
3:H:369:SER:CB	3:H:445:ILE:HA	2.32	0.60
3:H:540:VAL:HG23	3:H:569:ALA:HB3	1.83	0.60
3:L:540:VAL:HG23	3:L:569:ALA:HB3	1.83	0.60
2:M:13:ILE:CG2	2:M:14:THR:N	2.65	0.60

Continued on next page...

Continued from previous page...

Atom-1	Atom-2	Interatomic distance (Å)	Clash overlap (Å)
3:N:68:PHE:HD1	3:N:140:VAL:HG11	1.65	0.60
3:N:154:ARG:HH11	3:N:154:ARG:CB	2.14	0.60
7:O:101:MYR:C2	3:P:191:LYS:CE	2.79	0.60
3:R:154:ARG:HH11	3:R:154:ARG:CB	2.15	0.60
3:R:189:PHE:CZ	3:R:193:ILE:HD11	2.37	0.60
3:T:48:TRP:CZ2	3:T:63:ILE:HD11	2.36	0.60
3:T:101:THR:HA	5:W:406:ASN:CB	2.27	0.60
3:T:369:SER:OG	3:T:443:PHE:HD1	1.85	0.60
4:U:32:CYS:CB	6:X:958:HIS:HE1	1.90	0.60
5:W:224:PRO:O	5:W:294:SER:HB2	2.01	0.60
5:W:779:MET:HE2	5:W:779:MET:HA	1.84	0.60
5:W:968:ALA:HB1	5:W:973:LEU:HB2	1.83	0.60
6:X:261:VAL:HG22	6:X:261:VAL:O	2.01	0.60
6:X:384:MET:O	6:X:384:MET:HG3	2.02	0.60
6:X:708:PHE:O	6:X:733:MET:HE1	2.01	0.60
6:Y:188:ALA:HB3	6:Y:763:VAL:HG11	1.83	0.60
6:Y:385:VAL:CG2	6:Y:386:GLU:N	2.64	0.60
6:Y:610:THR:CG2	6:Y:614:GLN:HG2	2.32	0.60
3:B:369:SER:OG	3:B:443:PHE:HD1	1.85	0.59
3:B:369:SER:CB	3:B:445:ILE:HA	2.32	0.59
7:C:101:MYR:C2	3:D:191:LYS:CE	2.79	0.59
3:F:178:SER:O	3:F:179:ALA:HB2	2.01	0.59
3:F:401:GLY:O	3:F:402:ALA:HB3	2.02	0.59
3:J:336:THR:HG22	3:J:456:ASN:HD21	1.65	0.59
3:J:401:GLY:O	3:J:402:ALA:HB3	2.02	0.59
3:L:147:ARG:HB2	3:L:147:ARG:CZ	2.32	0.59
3:L:358:LEU:CD1	3:L:417:PHE:CE1	2.62	0.59
3:L:369:SER:CB	3:L:445:ILE:HA	2.32	0.59
3:N:358:LEU:HD13	3:N:417:PHE:CZ	2.35	0.59
3:T:369:SER:CB	3:T:445:ILE:HA	2.32	0.59
3:T:505:ASP:O	3:T:506:ALA:C	2.38	0.59
4:U:89:GLY:O	4:U:102:PRO:HA	2.02	0.59
4:U:161:VAL:CG2	4:U:263:GLN:HB2	2.31	0.59
4:U:167:PRO:O	4:U:169:ALA:N	2.35	0.59
4:U:267:ILE:HA	4:U:326:LEU:O	2.01	0.59
4:V:178:THR:OG1	6:Y:407:ARG:HB3	2.02	0.59
5:W:477:ARG:HA	5:W:650:VAL:CG1	2.31	0.59
6:X:202:THR:HG23	6:X:249:TRP:NE1	2.17	0.59
6:X:677:TYR:CD1	6:X:678:PRO:HD2	2.38	0.59
6:X:1019:THR:HB	6:Y:1209:TYR:CD1	2.37	0.59
6:Y:606:MET:HE3	6:Y:610:THR:HG21	1.83	0.59

Continued on next page...

Continued from previous page...

Atom-1	Atom-2	Interatomic distance (Å)	Clash overlap (Å)
3:B:147:ARG:HB2	3:B:147:ARG:CZ	2.33	0.59
3:D:189:PHE:CZ	3:D:193:ILE:HD11	2.37	0.59
3:D:469:VAL:HG23	3:F:575:MET:HG3	1.84	0.59
3:F:336:THR:HG22	3:F:456:ASN:HD21	1.65	0.59
7:I:101:MYR:C2	3:J:191:LYS:CE	2.79	0.59
3:J:431:ILE:HD13	3:J:437:ILE:HG23	1.82	0.59
3:J:443:PHE:HB2	3:J:457:PRO:CB	2.24	0.59
3:N:178:SER:O	3:N:179:ALA:HB2	2.01	0.59
3:P:287:PRO:HB3	3:P:509:LEU:CD2	2.32	0.59
3:T:147:ARG:HB2	3:T:147:ARG:CZ	2.32	0.59
4:U:241:LEU:CA	6:X:1179:VAL:CG1	2.80	0.59
5:W:79:LEU:HD23	5:W:79:LEU:N	2.16	0.59
5:W:220:LEU:HD12	5:W:241:LEU:HD12	1.84	0.59
6:X:959:ARG:O	6:X:962:GLN:HB3	2.02	0.59
6:X:1156:THR:CG2	6:X:1161:ASN:HB3	2.32	0.59
6:Y:354:THR:O	6:Y:355:LYS:C	2.40	0.59
6:Y:410:HIS:HD2	6:Y:411:GLN:H	1.46	0.59
6:Y:899:ALA:HB2	6:Y:929:PRO:HG2	1.83	0.59
3:B:287:PRO:HB3	3:B:509:LEU:CD2	2.32	0.59
2:E:13:ILE:CG2	2:E:14:THR:N	2.65	0.59
3:F:369:SER:CB	3:F:445:ILE:HA	2.32	0.59
7:I:101:MYR:H71	3:J:200:CYS:SG	2.40	0.59
3:N:372:ALA:HB1	3:N:399:ALA:HA	1.83	0.59
3:P:401:GLY:O	3:P:402:ALA:HB3	2.02	0.59
3:P:472:ARG:HH11	3:R:530:ARG:HG3	1.61	0.59
3:T:178:SER:O	3:T:179:ALA:HB2	2.01	0.59
5:W:713:VAL:HG23	5:W:735:LEU:HD13	1.83	0.59
5:W:1054:SER:HB3	5:W:1096:PHE:HE1	1.67	0.59
5:W:1236:PRO:HA	5:W:1290:PRO:O	2.02	0.59
6:X:302:LEU:O	6:X:302:LEU:HD23	2.02	0.59
6:X:315:SER:CB	6:X:331:ARG:HD2	2.31	0.59
6:X:653:PRO:CD	6:X:773:ARG:HB2	2.32	0.59
6:X:669:PHE:O	6:X:670:ILE:HD13	2.03	0.59
6:X:1087:TYR:HB3	6:X:1121:ILE:HG12	1.83	0.59
6:X:1149:THR:HG21	6:X:1162:ALA:H	1.66	0.59
6:Y:172:PRO:HD2	6:Y:847:SER:HA	1.83	0.59
3:D:46:LYS:HA	3:D:72:SER:HA	1.84	0.59
3:H:178:SER:O	3:H:179:ALA:HB2	2.01	0.59
3:H:481:VAL:HG12	3:H:482:ASP:N	2.17	0.59
3:J:274:ILE:HD11	3:J:514:LEU:HD21	1.73	0.59
3:J:356:THR:CG2	3:N:412:ARG:NH2	2.63	0.59

Continued on next page...

Continued from previous page...

Atom-1	Atom-2	Interatomic distance (Å)	Clash overlap (Å)
3:L:412:ARG:HH22	3:N:356:THR:HG23	1.65	0.59
3:N:199:LEU:HD12	3:N:203:TYR:CD2	2.38	0.59
3:N:401:GLY:O	3:N:402:ALA:HB3	2.02	0.59
7:O:101:MYR:C2	3:P:191:LYS:HE2	2.27	0.59
3:P:147:ARG:HB2	3:P:147:ARG:CZ	2.32	0.59
3:R:443:PHE:HB2	3:R:457:PRO:CB	2.24	0.59
3:R:521:VAL:HG23	3:R:577:VAL:HG22	1.85	0.59
4:V:272:PRO:HB2	4:V:394:PHE:CE1	2.38	0.59
5:W:99:LEU:C	5:W:99:LEU:HD23	2.23	0.59
5:W:438:VAL:HG22	5:W:439:PHE:N	2.18	0.59
5:W:624:THR:C	5:W:626:ALA:H	2.05	0.59
5:W:643:HIS:N	5:W:643:HIS:CD2	2.70	0.59
5:W:836:THR:CG2	5:W:854:MET:HB2	2.31	0.59
6:X:506:GLN:NE2	6:X:724:LEU:HD21	2.18	0.59
6:Y:124:ALA:HB3	6:Y:135:HIS:CD2	2.37	0.59
3:B:401:GLY:O	3:B:402:ALA:HB3	2.02	0.59
3:B:431:ILE:HD13	3:B:437:ILE:HG23	1.82	0.59
3:D:147:ARG:HB2	3:D:147:ARG:CZ	2.32	0.59
3:D:171:THR:CG2	3:H:602:SER:OG	2.48	0.59
3:D:337:ARG:NH2	3:H:418:ASN:HD21	1.93	0.59
3:F:73:PHE:HB2	3:F:119:VAL:HG21	1.85	0.59
3:F:189:PHE:CZ	3:F:193:ILE:HD11	2.37	0.59
3:H:46:LYS:HA	3:H:72:SER:HA	1.84	0.59
3:H:369:SER:OG	3:H:443:PHE:HD1	1.84	0.59
3:J:178:SER:O	3:J:179:ALA:HB2	2.01	0.59
3:J:521:VAL:HG23	3:J:577:VAL:HG22	1.85	0.59
3:N:449:THR:CG2	3:N:450:SER:H	2.16	0.59
3:P:178:SER:O	3:P:179:ALA:HB2	2.01	0.59
3:R:481:VAL:HG12	3:R:482:ASP:N	2.17	0.59
2:S:13:ILE:CG2	2:S:14:THR:N	2.65	0.59
5:W:43:LEU:CD1	5:W:64:PRO:HG2	2.33	0.59
5:W:177:TYR:O	5:W:197:HIS:HA	2.02	0.59
5:W:564:LEU:HD13	5:W:570:VAL:CG1	2.33	0.59
5:W:991:LEU:HG	5:W:997:TRP:CZ3	2.37	0.59
5:W:1251:THR:HG22	5:W:1256:PRO:HA	1.84	0.59
6:X:294:ARG:HD3	6:X:885:LEU:O	2.02	0.59
6:Y:1203:THR:O	6:Y:1203:THR:HG23	2.02	0.59
2:A:13:ILE:CG2	2:A:14:THR:N	2.65	0.59
7:A:101:MYR:H71	3:B:200:CYS:SG	2.40	0.59
2:C:13:ILE:CG2	2:C:14:THR:N	2.65	0.59
3:D:271:LEU:HG	3:D:517:LEU:CB	2.30	0.59

Continued on next page...

Continued from previous page...

Atom-1	Atom-2	Interatomic distance (Å)	Clash overlap (Å)
3:D:356:THR:CG2	3:H:412:ARG:NH2	2.63	0.59
3:D:401:GLY:O	3:D:402:ALA:HB3	2.02	0.59
3:F:189:PHE:CZ	3:F:193:ILE:CD1	2.86	0.59
3:F:199:LEU:HD12	3:F:203:TYR:CD2	2.38	0.59
3:F:287:PRO:HB3	3:F:509:LEU:CD2	2.32	0.59
3:F:341:MET:CB	3:F:437:ILE:HG23	2.29	0.59
3:F:449:THR:CG2	3:F:450:SER:N	2.66	0.59
3:H:73:PHE:HB2	3:H:119:VAL:HG21	1.85	0.59
3:H:189:PHE:CZ	3:H:193:ILE:CD1	2.86	0.59
3:H:199:LEU:HD12	3:H:203:TYR:CD2	2.38	0.59
3:H:199:LEU:HD12	3:H:203:TYR:HD2	1.68	0.59
3:H:449:THR:CG2	3:H:450:SER:H	2.16	0.59
3:J:189:PHE:CZ	3:J:193:ILE:CD1	2.86	0.59
3:N:199:LEU:HD12	3:N:203:TYR:HD2	1.68	0.59
3:N:369:SER:CB	3:N:445:ILE:HA	2.32	0.59
3:N:449:THR:CG2	3:N:450:SER:N	2.66	0.59
4:U:37:TRP:HA	4:U:37:TRP:CE3	2.37	0.59
4:U:59:PRO:HB2	4:U:373:MET:HG3	1.84	0.59
4:U:89:GLY:C	4:U:103:VAL:HG23	2.23	0.59
4:U:272:PRO:HB2	4:U:394:PHE:CE1	2.38	0.59
4:V:184:HIS:NE2	6:Y:436:LEU:HD11	2.17	0.59
5:W:1209:ASP:HB2	5:W:1219:ILE:HG22	1.84	0.59
6:X:219:LEU:HB2	6:X:222:PHE:CD2	2.38	0.59
6:X:606:MET:HE3	6:Y:718:THR:HG21	1.84	0.59
6:X:1059:PHE:O	6:X:1063:VAL:HG22	2.03	0.59
6:Y:249:TRP:HH2	6:Y:342:LEU:HD13	1.67	0.59
6:Y:277:VAL:HG22	6:Y:299:LEU:CD2	2.26	0.59
6:Y:355:LYS:NZ	6:Y:1161:ASN:OD1	2.31	0.59
3:B:73:PHE:HB2	3:B:119:VAL:HG21	1.85	0.59
3:B:199:LEU:HD12	3:B:203:TYR:HD2	1.68	0.59
3:D:199:LEU:HD12	3:D:203:TYR:CD2	2.38	0.59
3:D:260:SER:HB3	2:E:33:ALA:HB2	1.85	0.59
3:D:372:ALA:HB1	3:D:399:ALA:HA	1.83	0.59
3:F:369:SER:OG	3:F:443:PHE:HD1	1.85	0.59
2:G:13:ILE:CG2	2:G:14:THR:N	2.65	0.59
3:H:92:TRP:CE2	3:H:156:VAL:HG23	2.38	0.59
2:I:13:ILE:CG2	2:I:14:THR:N	2.65	0.59
2:I:33:ALA:HB2	3:N:260:SER:HB3	1.85	0.59
3:J:73:PHE:HB2	3:J:119:VAL:HG21	1.85	0.59
3:J:238:VAL:CG2	3:L:78:MET:HE1	2.22	0.59
3:L:369:SER:OG	3:L:443:PHE:HD1	1.85	0.59

Continued on next page...

Continued from previous page...

Atom-1	Atom-2	Interatomic distance (Å)	Clash overlap (Å)
3:L:449:THR:CG2	3:L:450:SER:H	2.16	0.59
3:N:103:CYS:SG	3:N:152:ARG:NH2	2.61	0.59
3:P:199:LEU:HD12	3:P:203:TYR:CD2	2.38	0.59
3:P:369:SER:OG	3:P:443:PHE:HD1	1.85	0.59
3:R:147:ARG:HB2	3:R:147:ARG:CZ	2.32	0.59
3:R:199:LEU:HD12	3:R:203:TYR:HD2	1.68	0.59
3:R:372:ALA:HB2	3:R:399:ALA:HA	1.85	0.59
3:T:57:THR:HG22	3:T:58:ILE:N	2.15	0.59
3:T:92:TRP:CE2	3:T:156:VAL:HG23	2.38	0.59
3:T:199:LEU:HD12	3:T:203:TYR:HD2	1.68	0.59
3:T:274:ILE:HD11	3:T:514:LEU:HD21	1.73	0.59
3:T:401:GLY:O	3:T:402:ALA:HB3	2.02	0.59
3:T:628:GLN:HA	3:T:631:THR:HG22	1.85	0.59
4:V:156:ILE:HD12	4:V:300:ILE:HD13	1.83	0.59
6:X:277:VAL:HG13	6:X:278:LEU:N	2.18	0.59
6:X:524:ASP:C	6:X:526:ALA:N	2.55	0.59
6:X:865:VAL:HG11	6:X:958:HIS:HB2	1.85	0.59
6:Y:302:LEU:HD22	6:Y:905:VAL:HG22	1.84	0.59
6:Y:626:LEU:HD11	6:Y:776:GLN:NE2	2.18	0.59
6:Y:655:GLU:OE1	6:Y:674:ARG:HD3	2.02	0.59
6:Y:1069:ALA:O	6:Y:1071:ARG:N	2.35	0.59
6:Y:1156:THR:HG23	6:Y:1161:ASN:HB2	1.85	0.59
3:B:370:VAL:HG23	3:B:370:VAL:O	2.02	0.59
3:D:189:PHE:CZ	3:D:193:ILE:CD1	2.86	0.59
3:D:252:LEU:O	3:D:256:SER:HB3	2.03	0.59
3:D:412:ARG:NH2	3:F:356:THR:CG2	2.63	0.59
3:F:147:ARG:HB2	3:F:147:ARG:CZ	2.32	0.59
3:F:350:THR:O	3:F:350:THR:HG23	2.03	0.59
3:H:401:GLY:O	3:H:402:ALA:HB3	2.02	0.59
3:H:449:THR:CG2	3:H:450:SER:N	2.66	0.59
3:L:46:LYS:HA	3:L:72:SER:HA	1.84	0.59
3:L:252:LEU:O	3:L:256:SER:HB3	2.03	0.59
2:M:28:SER:HA	3:N:216:PRO:HD2	1.85	0.59
3:N:46:LYS:HA	3:N:72:SER:HA	1.84	0.59
3:N:73:PHE:HB2	3:N:119:VAL:HG21	1.85	0.59
3:P:412:ARG:NH2	3:R:356:THR:CG2	2.63	0.59
2:Q:13:ILE:CG2	2:Q:14:THR:N	2.65	0.59
3:R:252:LEU:O	3:R:256:SER:HB3	2.03	0.59
3:R:271:LEU:HG	3:R:517:LEU:CB	2.30	0.59
3:R:431:ILE:HD13	3:R:437:ILE:HG23	1.82	0.59
3:T:73:PHE:HB2	3:T:119:VAL:HG21	1.85	0.59

Continued on next page...

Continued from previous page...

Atom-1	Atom-2	Interatomic distance (Å)	Clash overlap (Å)
3:T:562:TYR:HB2	3:T:563:PRO:HD3	1.85	0.59
4:U:214:ILE:HD13	4:U:232:PHE:HB2	1.85	0.59
4:U:275:GLN:NE2	4:U:387:GLN:HB3	2.17	0.59
5:W:4:VAL:HG22	5:W:347:GLN:HB2	1.85	0.59
5:W:426:LEU:HD23	5:W:710:ILE:O	2.02	0.59
5:W:474:ASP:O	5:W:477:ARG:HB3	2.03	0.59
5:W:498:ALA:O	5:W:501:VAL:HG12	2.03	0.59
6:X:248:ASN:HB3	6:X:251:SER:HB3	1.84	0.59
6:Y:412:ASP:OD1	6:Y:414:THR:HG22	2.03	0.59
6:Y:902:MET:HG3	6:Y:924:ALA:HB2	1.85	0.59
6:Y:987:THR:HG21	6:Y:993:TRP:CH2	2.37	0.59
3:B:212:ILE:HD11	3:B:220:PRO:HB3	1.85	0.59
2:C:33:ALA:HB2	3:H:260:SER:HB3	1.85	0.59
3:D:540:VAL:HG23	3:D:569:ALA:HB3	1.83	0.59
2:E:28:SER:HA	3:F:216:PRO:HD2	1.85	0.59
2:G:28:SER:HA	3:H:216:PRO:HD2	1.85	0.59
3:H:294:TYR:OH	3:H:502:LEU:HD23	2.03	0.59
3:J:147:ARG:HB2	3:J:147:ARG:CZ	2.32	0.59
3:J:356:THR:HG23	3:N:412:ARG:NH2	2.18	0.59
3:L:199:LEU:HD12	3:L:203:TYR:CD2	2.38	0.59
3:L:238:VAL:CG2	3:N:78:MET:HE1	2.26	0.59
3:L:412:ARG:NH2	3:N:356:THR:HG23	2.18	0.59
3:L:449:THR:CG2	3:L:450:SER:N	2.66	0.59
3:N:92:TRP:CE2	3:N:156:VAL:HG23	2.38	0.59
3:N:562:TYR:HB2	3:N:563:PRO:HD3	1.85	0.59
3:P:154:ARG:HH11	3:P:154:ARG:CB	2.14	0.59
3:P:252:LEU:O	3:P:256:SER:HB3	2.03	0.59
3:P:358:LEU:HD13	3:P:417:PHE:CZ	2.35	0.59
3:P:370:VAL:O	3:P:370:VAL:HG23	2.02	0.59
3:R:212:ILE:HD11	3:R:220:PRO:HB3	1.85	0.59
3:R:412:ARG:NH2	3:T:356:THR:HG23	2.18	0.59
3:T:449:THR:CG2	3:T:450:SER:H	2.16	0.59
3:T:521:VAL:HG23	3:T:577:VAL:HG22	1.85	0.59
5:W:150:ALA:O	5:W:164:VAL:HG11	2.02	0.59
5:W:831:LEU:O	5:W:852:VAL:HA	2.02	0.59
5:W:987:SER:HA	5:W:1124:SER:HB3	1.85	0.59
6:X:297:VAL:O	6:X:301:LEU:HG	2.03	0.59
6:X:597:GLU:HG3	6:X:636:ALA:HB1	1.84	0.59
6:X:931:ILE:HG12	6:Y:689:VAL:HG11	1.85	0.59
6:Y:119:CYS:HB3	6:Y:123:ASN:N	2.18	0.59
6:Y:387:CYS:HB3	6:Y:1194:LEU:HD21	1.84	0.59

Continued on next page...

Continued from previous page...

Atom-1	Atom-2	Interatomic distance (Å)	Clash overlap (Å)
3:B:252:LEU:O	3:B:256:SER:HB3	2.03	0.59
3:B:350:THR:O	3:B:350:THR:HG23	2.03	0.59
3:D:294:TYR:OH	3:D:502:LEU:HD23	2.03	0.59
3:D:449:THR:CG2	3:D:450:SER:H	2.16	0.59
3:F:92:TRP:CE2	3:F:156:VAL:HG23	2.38	0.59
3:F:412:ARG:NH2	3:H:356:THR:HG23	2.18	0.59
3:H:189:PHE:CZ	3:H:193:ILE:HD11	2.37	0.59
3:H:628:GLN:HA	3:H:631:THR:HG22	1.85	0.59
3:J:152:ARG:HH11	3:J:152:ARG:HA	1.68	0.59
3:J:294:TYR:OH	3:J:502:LEU:HD23	2.03	0.59
3:J:369:SER:CB	3:J:445:ILE:HA	2.32	0.59
3:L:372:ALA:HB2	3:L:399:ALA:HA	1.85	0.59
3:L:562:TYR:HB2	3:L:563:PRO:HD3	1.85	0.59
3:N:49:ARG:NH2	3:N:64:VAL:HG11	2.18	0.59
3:N:147:ARG:HB2	3:N:147:ARG:CZ	2.33	0.59
3:N:628:GLN:HA	3:N:631:THR:HG22	1.85	0.59
3:R:189:PHE:CZ	3:R:193:ILE:CD1	2.86	0.59
3:R:205:ASN:HA	3:R:208:TYR:HB3	1.85	0.59
3:R:294:TYR:OH	3:R:502:LEU:HD23	2.03	0.59
3:R:369:SER:CB	3:R:445:ILE:HA	2.32	0.59
3:T:154:ARG:HH11	3:T:154:ARG:CB	2.14	0.59
4:U:276:HIS:HB3	4:U:366:ILE:CG2	2.33	0.59
5:W:63:PRO:HB2	5:W:64:PRO:HD3	1.84	0.59
5:W:651:ASN:HD21	5:W:685:ASN:CG	2.06	0.59
5:W:1053:THR:HG22	5:W:1095:GLU:HB3	1.85	0.59
6:X:473:VAL:HG12	6:X:474:GLU:N	2.18	0.59
6:X:697:MET:HE3	6:X:822:MET:HG3	1.85	0.59
6:X:924:ALA:O	6:X:926:TYR:N	2.36	0.59
6:Y:210:ILE:HD11	6:Y:1087:TYR:CD1	2.38	0.59
3:B:189:PHE:CZ	3:B:193:ILE:CD1	2.86	0.58
3:B:562:TYR:HB2	3:B:563:PRO:HD3	1.85	0.58
3:D:48:TRP:N	3:D:48:TRP:CD1	2.70	0.58
3:D:372:ALA:HB3	3:D:444:LEU:CD1	2.33	0.58
3:D:412:ARG:NH2	3:F:356:THR:HG23	2.18	0.58
3:F:370:VAL:HG23	3:F:370:VAL:O	2.02	0.58
3:F:412:ARG:HH22	3:H:356:THR:HG23	1.65	0.58
3:H:49:ARG:NH2	3:H:64:VAL:HG11	2.18	0.58
3:H:484:ILE:HG22	3:H:485:VAL:N	2.19	0.58
7:I:101:MYR:C2	3:J:191:LYS:HE2	2.27	0.58
3:J:372:ALA:HB3	3:J:444:LEU:CD1	2.33	0.58
3:J:505:ASP:O	3:J:506:ALA:C	2.38	0.58

Continued on next page...

Continued from previous page...

Atom-1	Atom-2	Interatomic distance (Å)	Clash overlap (Å)
2:K:28:SER:HA	3:L:216:PRO:HD2	1.85	0.58
3:L:92:TRP:CE2	3:L:156:VAL:HG23	2.38	0.58
3:N:350:THR:O	3:N:350:THR:HG23	2.03	0.58
3:N:484:ILE:HG22	3:N:485:VAL:N	2.18	0.58
3:P:46:LYS:HA	3:P:72:SER:HA	1.84	0.58
3:P:205:ASN:HA	3:P:208:TYR:HB3	1.85	0.58
3:P:521:VAL:HG23	3:P:577:VAL:HG22	1.85	0.58
3:R:369:SER:OG	3:R:443:PHE:HD1	1.85	0.58
3:T:189:PHE:CZ	3:T:193:ILE:HD11	2.37	0.58
4:U:225:ARG:HA	4:U:233:TYR:CZ	2.38	0.58
5:W:426:LEU:O	5:W:702:ASP:HB3	2.02	0.58
6:X:283:ILE:HD11	6:X:287:GLN:C	2.23	0.58
6:X:291:LEU:HD12	6:X:891:PHE:CB	2.32	0.58
6:X:380:GLU:CD	6:X:438:PRO:HG2	2.24	0.58
6:Y:467:ALA:O	6:Y:471:PRO:HD3	2.03	0.58
3:B:46:LYS:HA	3:B:72:SER:HA	1.84	0.58
3:B:92:TRP:CE2	3:B:156:VAL:HG23	2.38	0.58
3:B:199:LEU:HD12	3:B:203:TYR:CD2	2.38	0.58
3:B:358:LEU:HD13	3:B:417:PHE:CZ	2.35	0.58
3:D:199:LEU:HD12	3:D:203:TYR:HD2	1.68	0.58
3:D:369:SER:CB	3:D:445:ILE:HA	2.32	0.58
3:D:575:MET:HG3	3:H:469:VAL:HG23	1.85	0.58
3:F:49:ARG:NH2	3:F:64:VAL:HG11	2.18	0.58
3:F:199:LEU:HD12	3:F:203:TYR:HD2	1.68	0.58
3:H:252:LEU:O	3:H:256:SER:HB3	2.03	0.58
3:J:252:LEU:O	3:J:256:SER:HB3	2.03	0.58
3:J:369:SER:HB3	3:J:445:ILE:HA	1.86	0.58
3:N:189:PHE:CZ	3:N:193:ILE:HD11	2.37	0.58
3:P:87:PHE:HD1	3:R:121:ALA:HB2	1.61	0.58
3:T:252:LEU:O	3:T:256:SER:HB3	2.03	0.58
4:U:327:ASP:N	4:U:399:GLN:HG3	2.18	0.58
5:W:204:VAL:CG1	5:W:238:HIS:HB2	2.34	0.58
5:W:816:ASN:ND2	5:W:845:LEU:HD21	2.18	0.58
5:W:992:SER:O	5:W:997:TRP:HZ3	1.86	0.58
6:X:215:LEU:H	6:X:215:LEU:CD2	2.16	0.58
6:Y:571:LEU:HD11	6:Y:705:ILE:HD11	1.85	0.58
6:Y:829:THR:HG23	6:Y:830:ASN:H	1.68	0.58
3:B:49:ARG:NH2	3:B:64:VAL:HG11	2.18	0.58
3:B:294:TYR:OH	3:B:502:LEU:HD23	2.03	0.58
3:B:484:ILE:HG22	3:B:485:VAL:N	2.19	0.58
3:D:350:THR:O	3:D:350:THR:HG23	2.03	0.58

Continued on next page...

Continued from previous page...

Atom-1	Atom-2	Interatomic distance (Å)	Clash overlap (Å)
3:F:294:TYR:OH	3:F:502:LEU:HD23	2.03	0.58
3:F:380:VAL:HG22	3:N:379:SER:HB3	1.85	0.58
3:F:449:THR:CG2	3:F:450:SER:H	2.16	0.58
3:J:189:PHE:CZ	3:J:193:ILE:HD11	2.37	0.58
3:J:469:VAL:HG23	3:L:575:MET:HG3	1.84	0.58
3:L:49:ARG:NH2	3:L:64:VAL:HG11	2.19	0.58
3:L:401:GLY:O	3:L:402:ALA:HB3	2.02	0.58
3:L:628:GLN:HA	3:L:631:THR:HG22	1.85	0.58
3:N:287:PRO:HB3	3:N:509:LEU:CD2	2.32	0.58
3:P:57:THR:O	3:P:58:ILE:HB	2.02	0.58
3:R:199:LEU:HD12	3:R:203:TYR:CD2	2.38	0.58
3:R:412:ARG:NH2	3:T:356:THR:CG2	2.63	0.58
3:T:199:LEU:HD12	3:T:203:TYR:CD2	2.38	0.58
3:T:484:ILE:HG22	3:T:485:VAL:N	2.19	0.58
4:U:79:PHE:HE2	4:U:138:ILE:HD11	1.69	0.58
4:U:86:SER:CB	4:U:91:THR:HB	2.33	0.58
4:V:178:THR:CB	6:Y:407:ARG:HB3	2.33	0.58
5:W:15:THR:HG23	5:W:317:GLY:HA2	1.85	0.58
5:W:929:MET:CE	5:W:981:LEU:HD11	2.33	0.58
6:X:627:ASN:ND2	6:X:630:LEU:HG	2.17	0.58
3:B:152:ARG:HH11	3:B:152:ARG:HA	1.69	0.58
3:B:551:GLN:HA	3:B:551:GLN:OE1	2.04	0.58
3:D:154:ARG:HH11	3:D:154:ARG:CB	2.15	0.58
3:D:380:VAL:HG13	3:D:381:PRO:HD2	1.85	0.58
3:D:521:VAL:HG23	3:D:577:VAL:HG22	1.85	0.58
3:F:369:SER:HB3	3:F:445:ILE:HA	1.86	0.58
3:F:484:ILE:HG22	3:F:485:VAL:N	2.19	0.58
3:F:551:GLN:HA	3:F:551:GLN:OE1	2.04	0.58
3:H:271:LEU:HG	3:H:517:LEU:CB	2.30	0.58
3:H:372:ALA:HB3	3:H:444:LEU:CD1	2.33	0.58
3:J:271:LEU:HG	3:J:517:LEU:CB	2.30	0.58
3:J:346:ASP:HB3	3:J:428:ARG:N	2.15	0.58
3:J:412:ARG:NH2	3:L:356:THR:HG23	2.18	0.58
3:J:575:MET:HG3	3:N:469:VAL:HG23	1.85	0.58
3:L:152:ARG:HA	3:L:152:ARG:HH11	1.69	0.58
3:L:625:ARG:HG2	3:R:197:ASP:OD1	2.03	0.58
3:N:297:ALA:HB2	3:N:460:MET:CB	2.26	0.58
3:P:189:PHE:CZ	3:P:193:ILE:CD1	2.86	0.58
3:P:369:SER:HB3	3:P:445:ILE:HA	1.86	0.58
3:R:401:GLY:O	3:R:402:ALA:HB3	2.02	0.58
3:R:628:GLN:HA	3:R:631:THR:HG22	1.85	0.58

Continued on next page...

Continued from previous page...

Atom-1	Atom-2	Interatomic distance (Å)	Clash overlap (Å)
2:S:28:SER:HA	3:T:216:PRO:HD2	1.85	0.58
4:U:198:GLN:OE1	6:X:661:THR:HG21	2.03	0.58
4:V:270:ILE:HD11	4:V:327:ASP:HB2	1.84	0.58
5:W:823:THR:HG22	5:W:847:PRO:HD2	1.85	0.58
6:X:718:THR:HG23	6:X:726:ARG:NH1	2.08	0.58
6:X:874:CYS:HB2	6:X:901:ILE:HD13	1.84	0.58
6:Y:415:GLN:HE21	6:Y:662:LEU:CD2	2.16	0.58
3:B:628:GLN:HA	3:B:631:THR:HG22	1.85	0.58
3:D:73:PHE:HB2	3:D:119:VAL:HG21	1.85	0.58
3:D:484:ILE:HG22	3:D:485:VAL:N	2.18	0.58
3:H:57:THR:HG22	3:H:58:ILE:N	2.15	0.58
3:H:205:ASN:HA	3:H:208:TYR:HB3	1.85	0.58
3:H:350:THR:O	3:H:350:THR:HG23	2.03	0.58
3:H:369:SER:HB3	3:H:445:ILE:HA	1.86	0.58
3:J:341:MET:CB	3:J:437:ILE:HG23	2.29	0.58
3:J:484:ILE:HG22	3:J:485:VAL:N	2.19	0.58
3:J:541:SER:HB3	3:L:169:MET:HG2	1.86	0.58
2:K:13:ILE:CG2	2:K:14:THR:N	2.65	0.58
3:L:73:PHE:HB2	3:L:119:VAL:HG21	1.85	0.58
3:L:199:LEU:HD12	3:L:203:TYR:HD2	1.68	0.58
3:P:199:LEU:HD12	3:P:203:TYR:HD2	1.68	0.58
3:P:380:VAL:HG13	3:P:381:PRO:HD2	1.86	0.58
3:T:49:ARG:NH2	3:T:64:VAL:HG11	2.18	0.58
3:T:287:PRO:HB3	3:T:509:LEU:CD2	2.32	0.58
5:W:81:TYR:CA	5:W:180:LEU:HD23	2.33	0.58
5:W:439:PHE:HD2	5:W:684:ARG:HH12	1.49	0.58
5:W:563:LEU:N	5:W:563:LEU:HD12	2.18	0.58
5:W:891:ASP:O	5:W:927:THR:N	2.33	0.58
6:X:259:LEU:HD23	6:X:911:THR:CG2	2.34	0.58
6:X:527:ALA:HB3	6:X:817:ALA:CB	2.34	0.58
6:X:831:LEU:HD12	6:X:832:ILE:N	2.18	0.58
6:X:936:ALA:O	6:X:937:ALA:HB2	2.03	0.58
6:X:940:GLN:HE21	6:X:944:ASN:HB3	1.69	0.58
6:Y:235:LEU:HB3	6:Y:236:PRO:HD2	1.85	0.58
3:B:540:VAL:HG23	3:B:569:ALA:HB3	1.83	0.58
3:D:57:THR:O	3:D:60:SER:N	2.36	0.58
3:D:205:ASN:HA	3:D:208:TYR:HB3	1.85	0.58
3:D:449:THR:CG2	3:D:450:SER:N	2.66	0.58
3:F:469:VAL:HG23	3:H:575:MET:HG3	1.84	0.58
3:F:505:ASP:O	3:F:506:ALA:C	2.38	0.58
3:H:380:VAL:HG13	3:H:381:PRO:HD2	1.85	0.58

Continued on next page...

Continued from previous page...

Atom-1	Atom-2	Interatomic distance (Å)	Clash overlap (Å)
3:J:449:THR:CG2	3:J:450:SER:N	2.66	0.58
3:L:541:SER:HB3	3:N:169:MET:HG2	1.86	0.58
3:P:469:VAL:HG23	3:R:575:MET:HG3	1.84	0.58
3:R:449:THR:CG2	3:R:450:SER:N	2.66	0.58
3:R:541:SER:HB3	3:T:169:MET:HG2	1.86	0.58
7:S:101:MYR:H71	3:T:200:CYS:SG	2.44	0.58
4:U:189:ALA:HA	4:U:208:ILE:HG12	1.85	0.58
4:V:211:LEU:O	4:V:214:ILE:HG22	2.04	0.58
6:X:213:ALA:O	6:X:215:LEU:HD22	2.03	0.58
6:X:300:MET:O	6:X:303:GLN:HB3	2.03	0.58
6:X:742:MET:HG2	6:X:827:THR:OG1	2.04	0.58
6:Y:194:ILE:HD13	6:Y:1201:TYR:CE2	2.39	0.58
6:Y:200:LEU:HD21	6:Y:343:ALA:HB2	1.85	0.58
6:Y:200:LEU:HG	6:Y:339:LEU:HD22	1.86	0.58
6:Y:633:PRO:N	6:Y:640:ARG:HD3	2.19	0.58
3:B:74:VAL:O	3:B:74:VAL:HG12	2.04	0.58
3:B:449:THR:CG2	3:B:450:SER:H	2.16	0.58
7:C:101:MYR:H142	7:C:101:MYR:C10	2.10	0.58
3:D:356:THR:HG23	3:H:412:ARG:NH2	2.18	0.58
3:F:252:LEU:O	3:F:256:SER:HB3	2.03	0.58
7:G:101:MYR:C2	3:H:191:LYS:HE2	2.27	0.58
3:H:72:SER:O	3:H:72:SER:OG	2.84	0.58
3:J:51:VAL:HG11	3:J:62:ALA:HB2	1.85	0.58
3:J:92:TRP:CE2	3:J:156:VAL:HG23	2.38	0.58
3:L:350:THR:O	3:L:350:THR:HG23	2.03	0.58
3:L:372:ALA:HB1	3:L:399:ALA:HA	1.83	0.58
3:L:380:VAL:HG13	3:L:381:PRO:HD2	1.86	0.58
3:L:551:GLN:OE1	3:L:551:GLN:HA	2.04	0.58
3:N:189:PHE:CZ	3:N:193:ILE:CD1	2.86	0.58
3:P:49:ARG:NH2	3:P:64:VAL:HG11	2.18	0.58
2:Q:28:SER:HA	3:R:216:PRO:HD2	1.85	0.58
6:X:189:ASN:ND2	6:X:915:LEU:HA	2.13	0.58
6:X:368:ILE:HG23	6:X:369:GLY:N	2.19	0.58
6:Y:499:THR:OG1	6:Y:500:ILE:N	2.37	0.58
6:Y:1156:THR:HG21	6:Y:1161:ASN:HB2	1.86	0.58
3:B:380:VAL:HG13	3:B:381:PRO:HD2	1.85	0.58
3:D:212:ILE:HD11	3:D:220:PRO:HB3	1.85	0.58
3:D:274:ILE:HD11	3:D:514:LEU:HD21	1.73	0.58
7:E:101:MYR:H142	7:E:101:MYR:C10	2.10	0.58
3:F:205:ASN:HA	3:F:208:TYR:HB3	1.85	0.58
3:F:212:ILE:HD11	3:F:220:PRO:HB3	1.85	0.58

Continued on next page...

Continued from previous page...

Atom-1	Atom-2	Interatomic distance (Å)	Clash overlap (Å)
3:F:372:ALA:HB3	3:F:444:LEU:CD1	2.33	0.58
3:F:481:VAL:HG12	3:F:482:ASP:N	2.17	0.58
3:H:212:ILE:HD11	3:H:220:PRO:HB3	1.85	0.58
3:J:199:LEU:HD12	3:J:203:TYR:CD2	2.38	0.58
3:J:380:VAL:HG13	3:J:381:PRO:HD2	1.85	0.58
3:L:189:PHE:CZ	3:L:193:ILE:CD1	2.86	0.58
3:L:484:ILE:HG22	3:L:485:VAL:N	2.19	0.58
3:P:73:PHE:HB2	3:P:119:VAL:HG21	1.85	0.58
3:P:92:TRP:CE2	3:P:156:VAL:HG23	2.38	0.58
3:P:449:THR:CG2	3:P:450:SER:H	2.16	0.58
4:U:223:LEU:HD21	4:U:411:PHE:CD2	2.38	0.58
5:W:27:PHE:CE1	5:W:99:LEU:HD21	2.39	0.58
6:X:801:ARG:NH1	6:X:801:ARG:CB	2.60	0.58
6:Y:191:PRO:HG2	6:Y:193:LEU:HG	1.85	0.58
6:Y:412:ASP:CG	6:Y:414:THR:HG22	2.24	0.58
2:A:28:SER:HA	3:B:216:PRO:HD2	1.85	0.58
3:B:382:ILE:HA	3:B:385:VAL:CG1	2.34	0.58
2:C:28:SER:HA	3:D:216:PRO:HD2	1.85	0.58
3:D:561:ASP:O	3:D:562:TYR:HB2	2.04	0.58
3:F:380:VAL:HG13	3:F:381:PRO:HD2	1.85	0.58
3:H:147:ARG:HB2	3:H:147:ARG:CZ	2.33	0.58
3:J:46:LYS:HA	3:J:72:SER:HA	1.84	0.58
3:J:169:MET:HG2	3:N:541:SER:HB3	1.86	0.58
3:L:369:SER:HB3	3:L:445:ILE:HA	1.86	0.58
3:P:356:THR:HG23	3:T:412:ARG:NH2	2.18	0.58
3:P:372:ALA:HB2	3:P:399:ALA:HA	1.85	0.58
3:R:287:PRO:HB3	3:R:509:LEU:CD2	2.32	0.58
3:R:380:VAL:HG13	3:R:381:PRO:HD2	1.85	0.58
3:T:189:PHE:CZ	3:T:193:ILE:CD1	2.86	0.58
3:T:350:THR:HG23	3:T:350:THR:O	2.03	0.58
3:T:370:VAL:O	3:T:370:VAL:HG23	2.02	0.58
3:T:380:VAL:HG13	3:T:381:PRO:HD2	1.85	0.58
4:U:16:GLN:HG3	4:U:17:PRO:HD2	1.85	0.58
4:V:312:VAL:HG11	4:V:315:LEU:HD12	1.84	0.58
5:W:248:LEU:HD23	5:W:254:LEU:CD2	2.31	0.58
5:W:1208:CYS:HB3	5:W:1216:GLY:HA2	1.86	0.58
6:Y:215:LEU:N	6:Y:215:LEU:CD2	2.66	0.58
6:Y:294:ARG:HE	6:Y:890:GLN:HB3	1.68	0.58
6:Y:299:LEU:HD21	6:Y:904:ALA:HB3	1.85	0.58
6:Y:328:ARG:NH1	6:Y:366:ASP:O	2.37	0.58
6:Y:579:PRO:HB2	6:Y:779:VAL:HG23	1.86	0.58

Continued on next page...

Continued from previous page...

Atom-1	Atom-2	Interatomic distance (Å)	Clash overlap (Å)
6:Y:874:CYS:HB3	6:Y:893:VAL:HG21	1.86	0.58
3:B:205:ASN:HA	3:B:208:TYR:HB3	1.85	0.58
3:D:169:MET:HG2	3:H:541:SER:HB3	1.85	0.58
3:F:238:VAL:CG2	3:H:78:MET:HE1	2.24	0.58
3:H:175:SER:OG	3:H:627:ARG:HD3	2.04	0.58
3:H:272:ASP:O	3:H:273:LEU:HD22	2.04	0.58
3:H:341:MET:CB	3:H:437:ILE:HG23	2.29	0.58
3:H:369:SER:HB3	3:H:446:PRO:HD3	1.86	0.58
3:H:562:TYR:HB2	3:H:563:PRO:HD3	1.85	0.58
3:J:175:SER:OG	3:J:627:ARG:HD3	2.04	0.58
3:J:350:THR:O	3:J:350:THR:HG23	2.03	0.58
3:J:382:ILE:HA	3:J:385:VAL:CG1	2.34	0.58
3:J:449:THR:CG2	3:J:450:SER:H	2.16	0.58
3:L:294:TYR:OH	3:L:502:LEU:HD23	2.03	0.58
3:N:294:TYR:OH	3:N:502:LEU:HD23	2.03	0.58
3:N:369:SER:HB3	3:N:445:ILE:HA	1.86	0.58
2:O:28:SER:HA	3:P:216:PRO:HD2	1.85	0.58
3:P:74:VAL:HG12	3:P:74:VAL:O	2.04	0.58
3:P:350:THR:HG23	3:P:350:THR:O	2.03	0.58
3:P:423:GLN:HG3	3:P:423:GLN:O	2.04	0.58
3:P:481:VAL:HG12	3:P:482:ASP:N	2.17	0.58
3:R:73:PHE:HB2	3:R:119:VAL:HG21	1.85	0.58
3:R:92:TRP:CE2	3:R:156:VAL:HG23	2.38	0.58
3:T:449:THR:CG2	3:T:450:SER:N	2.66	0.58
3:T:481:VAL:HG12	3:T:482:ASP:N	2.17	0.58
5:W:146:SER:N	5:W:147:PRO:HD2	2.19	0.58
6:X:424:ALA:HA	6:X:757:VAL:HG22	1.86	0.58
6:X:608:GLN:HG2	6:X:608:GLN:O	2.03	0.58
6:X:899:ALA:HA	6:X:929:PRO:HG2	1.85	0.58
6:X:983:TYR:CE2	6:X:1002:PRO:HB2	2.39	0.58
6:Y:376:LEU:CD1	6:Y:438:PRO:HB3	2.27	0.58
6:Y:627:ASN:ND2	6:Y:629:GLN:HB2	2.18	0.58
6:Y:640:ARG:HG3	6:Y:640:ARG:NH1	2.19	0.58
3:B:272:ASP:O	3:B:273:LEU:HD22	2.04	0.57
3:B:369:SER:HB3	3:B:446:PRO:HD3	1.86	0.57
3:B:372:ALA:HB2	3:B:399:ALA:HA	1.85	0.57
3:D:175:SER:OG	3:D:627:ARG:HD3	2.04	0.57
3:D:369:SER:HB3	3:D:446:PRO:HD3	1.86	0.57
3:F:347:SER:HA	3:F:469:VAL:HG12	1.86	0.57
3:H:525:ILE:HG23	3:H:526:PRO:HD2	1.86	0.57
3:H:561:ASP:O	3:H:562:TYR:HB2	2.04	0.57

Continued on next page...

Continued from previous page...

Atom-1	Atom-2	Interatomic distance (Å)	Clash overlap (Å)
3:J:74:VAL:HG12	3:J:74:VAL:O	2.04	0.57
3:L:139:THR:HA	3:L:142:ILE:HG23	1.86	0.57
3:L:205:ASN:HA	3:L:208:TYR:HB3	1.85	0.57
3:L:341:MET:CB	3:L:437:ILE:HG23	2.29	0.57
3:L:481:VAL:HG12	3:L:482:ASP:N	2.17	0.57
3:N:74:VAL:HG12	3:N:74:VAL:O	2.04	0.57
3:N:175:SER:OG	3:N:627:ARG:HD3	2.04	0.57
3:N:252:LEU:O	3:N:256:SER:HB3	2.03	0.57
3:N:322:TYR:CE2	3:N:327:TYR:HE2	2.21	0.57
3:N:341:MET:CB	3:N:437:ILE:HG23	2.29	0.57
3:N:369:SER:HB3	3:N:446:PRO:HD3	1.86	0.57
3:N:521:VAL:HG23	3:N:577:VAL:HG22	1.85	0.57
3:N:561:ASP:O	3:N:562:TYR:HB2	2.04	0.57
3:P:58:ILE:HG12	3:P:127:LEU:CG	2.34	0.57
3:P:272:ASP:O	3:P:273:LEU:HD22	2.04	0.57
3:R:341:MET:CB	3:R:437:ILE:HG23	2.29	0.57
3:R:418:ASN:HD21	3:T:337:ARG:NH2	1.93	0.57
3:R:469:VAL:HG23	3:T:575:MET:HG3	1.85	0.57
3:T:272:ASP:O	3:T:273:LEU:HD22	2.04	0.57
3:T:294:TYR:OH	3:T:502:LEU:HD23	2.03	0.57
3:T:369:SER:HB3	3:T:445:ILE:HA	1.86	0.57
3:T:551:GLN:OE1	3:T:551:GLN:HA	2.04	0.57
4:U:399:GLN:O	4:U:401:ALA:N	2.37	0.57
5:W:396:ARG:HA	5:W:793:THR:OG1	2.04	0.57
5:W:937:LEU:HA	5:W:970:PRO:HB3	1.86	0.57
6:X:597:GLU:CG	6:X:636:ALA:HA	2.34	0.57
6:X:692:THR:HG23	6:X:745:PHE:HD1	1.69	0.57
3:B:491:ALA:HB2	3:B:592:THR:CB	2.32	0.57
3:D:347:SER:HA	3:D:469:VAL:HG12	1.86	0.57
3:F:272:ASP:O	3:F:273:LEU:HD22	2.04	0.57
3:F:628:GLN:HA	3:F:631:THR:HG22	1.85	0.57
3:H:152:ARG:HA	3:H:152:ARG:HH11	1.69	0.57
3:H:491:ALA:HB2	3:H:592:THR:CB	2.32	0.57
3:J:212:ILE:HD11	3:J:220:PRO:HB3	1.85	0.57
3:L:280:LEU:CD1	3:L:486:PRO:HG2	2.35	0.57
3:L:521:VAL:HG23	3:L:577:VAL:HG22	1.85	0.57
7:M:101:MYR:H71	3:N:200:CYS:SG	2.44	0.57
3:P:260:SER:HB3	2:Q:33:ALA:HB2	1.85	0.57
3:R:369:SER:HB3	3:R:446:PRO:HD3	1.86	0.57
3:T:205:ASN:HA	3:T:208:TYR:HB3	1.85	0.57
3:T:280:LEU:CD1	3:T:486:PRO:HG2	2.34	0.57

Continued on next page...

Continued from previous page...

Atom-1	Atom-2	Interatomic distance (Å)	Clash overlap (Å)
3:T:431:ILE:HD13	3:T:437:ILE:HG23	1.82	0.57
4:U:374:LEU:HD21	4:U:388:PRO:HA	1.86	0.57
5:W:76:GLU:O	5:W:77:ASN:HB3	2.05	0.57
5:W:219:ASN:ND2	6:X:674:ARG:HH12	2.02	0.57
5:W:321:GLU:HG3	5:W:322:SER:N	2.18	0.57
5:W:559:VAL:O	5:W:559:VAL:HG12	2.04	0.57
6:X:425:ASN:O	6:X:427:LEU:N	2.34	0.57
6:X:488:LEU:CD1	6:X:821:ALA:HA	2.34	0.57
6:X:782:ASN:CB	6:X:784:LEU:HD11	2.33	0.57
6:X:1017:PHE:CD1	6:Y:1210:VAL:O	2.56	0.57
6:X:1054:VAL:HG21	6:Y:1212:SER:CB	2.33	0.57
6:Y:192:GLU:HB2	6:Y:914:ASP:OD1	2.05	0.57
6:Y:997:ALA:CB	6:Y:1141:ASN:HB2	2.34	0.57
3:B:521:VAL:HG23	3:B:577:VAL:HG22	1.85	0.57
3:D:272:ASP:O	3:D:273:LEU:HD22	2.04	0.57
3:D:628:GLN:HA	3:D:631:THR:HG22	1.85	0.57
2:E:13:ILE:HG23	2:E:14:THR:N	2.20	0.57
3:F:382:ILE:HA	3:F:385:VAL:CG1	2.34	0.57
3:F:541:SER:HB3	3:H:169:MET:HG2	1.86	0.57
3:F:562:TYR:HB2	3:F:563:PRO:HD3	1.85	0.57
3:H:517:LEU:HD22	3:H:517:LEU:O	2.05	0.57
3:L:418:ASN:HD21	3:N:337:ARG:NH2	1.93	0.57
3:L:469:VAL:HG23	3:N:575:MET:HG3	1.84	0.57
3:R:449:THR:CG2	3:R:450:SER:H	2.16	0.57
3:T:147:ARG:HH11	3:T:147:ARG:HB3	1.70	0.57
3:T:175:SER:OG	3:T:627:ARG:HD3	2.04	0.57
3:T:212:ILE:HD11	3:T:220:PRO:HB3	1.85	0.57
4:U:182:ILE:HB	4:U:246:ALA:HB3	1.86	0.57
4:V:94:ASP:HB2	4:V:95:PRO:HD2	1.86	0.57
5:W:221:ALA:HA	5:W:293:THR:HG21	1.85	0.57
5:W:577:LEU:HD23	5:W:577:LEU:C	2.24	0.57
5:W:1107:ILE:HG23	5:W:1126:THR:HG22	1.86	0.57
6:X:1054:VAL:CG1	6:Y:835:HIS:CE1	2.87	0.57
6:X:1078:LEU:H	6:X:1078:LEU:CD2	2.15	0.57
6:X:1150:ASN:HB3	6:X:1153:SER:HB3	1.86	0.57
6:Y:545:LEU:HD13	6:Y:569:LEU:HD11	1.86	0.57
3:B:561:ASP:O	3:B:562:TYR:HB2	2.04	0.57
3:D:369:SER:HB3	3:D:445:ILE:HA	1.86	0.57
3:D:372:ALA:HB2	3:D:399:ALA:HA	1.85	0.57
3:D:562:TYR:HB2	3:D:563:PRO:HD3	1.85	0.57
3:F:372:ALA:HB2	3:F:399:ALA:HA	1.85	0.57

Continued on next page...

Continued from previous page...

Atom-1	Atom-2	Interatomic distance (Å)	Clash overlap (Å)
2:I:28:SER:HA	3:J:216:PRO:HD2	1.85	0.57
3:J:272:ASP:O	3:J:273:LEU:HD22	2.04	0.57
3:J:372:ALA:HB2	3:J:399:ALA:HA	1.85	0.57
3:L:87:PHE:HD1	3:N:121:ALA:HB2	1.61	0.57
3:L:347:SER:HA	3:L:469:VAL:HG12	1.86	0.57
3:L:423:GLN:O	3:L:423:GLN:HG3	2.04	0.57
2:M:13:ILE:HG23	2:M:14:THR:N	2.20	0.57
3:N:205:ASN:HA	3:N:208:TYR:HB3	1.85	0.57
3:N:380:VAL:HG13	3:N:381:PRO:HD2	1.85	0.57
3:N:505:ASP:O	3:N:506:ALA:C	2.38	0.57
3:N:517:LEU:HD22	3:N:517:LEU:O	2.05	0.57
3:P:212:ILE:HD11	3:P:220:PRO:HB3	1.85	0.57
3:P:294:TYR:OH	3:P:502:LEU:HD23	2.03	0.57
3:P:369:SER:HB3	3:P:446:PRO:HD3	1.86	0.57
3:P:484:ILE:HG22	3:P:485:VAL:N	2.19	0.57
3:R:350:THR:O	3:R:350:THR:HG23	2.03	0.57
3:T:561:ASP:O	3:T:562:TYR:HB2	2.04	0.57
4:U:138:ILE:O	4:U:142:VAL:HG23	2.03	0.57
5:W:313:LEU:HD23	5:W:347:GLN:HG3	1.85	0.57
5:W:459:ASP:HB2	5:W:625:ARG:HD3	1.87	0.57
5:W:710:ILE:HD11	5:W:798:THR:C	2.24	0.57
5:W:1036:ARG:NH2	5:W:1053:THR:HG21	2.19	0.57
6:X:680:PRO:HG3	6:X:696:ALA:HB2	1.86	0.57
6:X:1095:ASP:O	6:X:1095:ASP:CG	2.42	0.57
6:Y:541:VAL:N	6:Y:808:ALA:HB1	2.19	0.57
3:B:368:THR:CA	3:B:403:SER:HB2	2.35	0.57
3:B:369:SER:HB3	3:B:445:ILE:HA	1.86	0.57
3:D:341:MET:CB	3:D:437:ILE:HG23	2.29	0.57
3:D:368:THR:CA	3:D:403:SER:HB2	2.35	0.57
3:F:369:SER:HB3	3:F:446:PRO:HD3	1.86	0.57
3:F:431:ILE:HD13	3:F:437:ILE:HG23	1.82	0.57
3:H:347:SER:HA	3:H:469:VAL:HG12	1.86	0.57
3:J:94:PRO:HG2	3:J:210:VAL:HG22	1.87	0.57
3:J:205:ASN:HA	3:J:208:TYR:HB3	1.85	0.57
3:J:354:SER:CB	3:J:419:MET:HG2	2.35	0.57
3:J:423:GLN:O	3:J:423:GLN:HG3	2.04	0.57
3:J:525:ILE:HG23	3:J:526:PRO:HD2	1.86	0.57
3:N:347:SER:HA	3:N:469:VAL:HG12	1.86	0.57
3:N:354:SER:CB	3:N:419:MET:HG2	2.35	0.57
3:N:372:ALA:HB2	3:N:399:ALA:HA	1.85	0.57
3:N:551:GLN:HA	3:N:551:GLN:OE1	2.04	0.57

Continued on next page...

Continued from previous page...

Atom-1	Atom-2	Interatomic distance (Å)	Clash overlap (Å)
2:O:33:ALA:HB2	3:T:260:SER:HB3	1.85	0.57
3:P:449:THR:CG2	3:P:450:SER:N	2.66	0.57
3:P:561:ASP:O	3:P:562:TYR:HB2	2.04	0.57
3:P:628:GLN:HA	3:P:631:THR:HG22	1.85	0.57
3:R:382:ILE:HA	3:R:385:VAL:CG1	2.34	0.57
3:R:484:ILE:HG22	3:R:485:VAL:N	2.19	0.57
3:T:273:LEU:HD23	3:T:273:LEU:C	2.25	0.57
4:U:41:PHE:CD1	6:X:404:MET:HE1	2.39	0.57
4:U:241:LEU:CA	6:X:1179:VAL:HG11	2.33	0.57
5:W:570:VAL:HG12	5:W:572:THR:H	1.70	0.57
5:W:831:LEU:HD11	5:W:894:THR:HG22	1.85	0.57
5:W:1138:MET:SD	5:W:1139:PRO:HD2	2.45	0.57
6:X:249:TRP:CZ3	6:X:342:LEU:HD23	2.38	0.57
6:X:271:VAL:CG1	6:X:1114:PRO:HD3	2.33	0.57
6:X:417:VAL:CG1	6:X:418:GLN:N	2.67	0.57
6:X:427:LEU:HD11	6:X:841:PHE:HD2	1.67	0.57
6:X:455:GLN:OE1	6:X:455:GLN:CA	2.50	0.57
6:X:971:GLU:HG2	6:X:974:LEU:HD13	1.86	0.57
6:Y:747:ILE:O	6:Y:747:ILE:HG23	2.04	0.57
6:Y:1033:ASP:HB3	6:Y:1037:VAL:O	2.03	0.57
3:B:94:PRO:HG2	3:B:210:VAL:HG22	1.87	0.57
3:D:51:VAL:N	3:D:60:SER:O	2.36	0.57
3:D:92:TRP:CE2	3:D:156:VAL:HG23	2.38	0.57
3:D:147:ARG:HH11	3:D:147:ARG:HB3	1.70	0.57
3:D:287:PRO:HB3	3:D:509:LEU:CD2	2.32	0.57
3:D:354:SER:CB	3:D:419:MET:HG2	2.35	0.57
3:D:382:ILE:HA	3:D:385:VAL:CG1	2.34	0.57
3:F:175:SER:OG	3:F:627:ARG:HD3	2.04	0.57
3:F:280:LEU:CD1	3:F:486:PRO:HG2	2.35	0.57
3:F:491:ALA:HB2	3:F:592:THR:CB	2.32	0.57
3:H:423:GLN:HG3	3:H:423:GLN:O	2.04	0.57
3:J:369:SER:HB3	3:J:446:PRO:HD3	1.86	0.57
3:J:450:SER:O	3:J:453:ASN:HB2	2.05	0.57
3:J:481:VAL:HG12	3:J:482:ASP:N	2.17	0.57
3:L:372:ALA:HB3	3:L:444:LEU:CD1	2.33	0.57
3:L:517:LEU:HD22	3:L:517:LEU:O	2.05	0.57
3:N:450:SER:O	3:N:453:ASN:HB2	2.05	0.57
3:P:356:THR:CG2	3:T:412:ARG:NH2	2.63	0.57
3:P:427:GLU:HB2	3:P:430:THR:HG23	1.87	0.57
3:P:551:GLN:OE1	3:P:551:GLN:HA	2.04	0.57
3:P:562:TYR:HB2	3:P:563:PRO:HD3	1.85	0.57

Continued on next page...

Continued from previous page...

Atom-1	Atom-2	Interatomic distance (Å)	Clash overlap (Å)
3:R:49:ARG:NH2	3:R:64:VAL:HG11	2.19	0.57
3:R:561:ASP:O	3:R:562:TYR:HB2	2.04	0.57
3:T:152:ARG:HA	3:T:152:ARG:HH11	1.68	0.57
3:T:517:LEU:O	3:T:517:LEU:HD22	2.05	0.57
4:U:128:TYR:OH	4:U:139:ASN:HB2	2.05	0.57
5:W:59:ILE:HB	5:W:178:ILE:HD11	1.86	0.57
6:X:835:HIS:CD2	6:X:839:LYS:HZ1	2.21	0.57
6:X:983:TYR:HE1	6:X:1075:LEU:HG	1.70	0.57
6:X:1169:TRP:HB3	6:X:1172:LEU:HB3	1.87	0.57
6:Y:549:ALA:CB	6:Y:815:PRO:HG3	2.33	0.57
6:Y:1025:ASN:CG	6:Y:1026:GLY:N	2.57	0.57
3:D:280:LEU:CD1	3:D:486:PRO:HG2	2.35	0.57
3:D:481:VAL:HG12	3:D:482:ASP:N	2.17	0.57
3:F:273:LEU:HD23	3:F:273:LEU:C	2.25	0.57
3:F:368:THR:CA	3:F:403:SER:HB2	2.35	0.57
3:F:412:ARG:NH2	3:H:356:THR:CG2	2.63	0.57
2:G:13:ILE:HG23	2:G:14:THR:N	2.20	0.57
3:J:199:LEU:HD12	3:J:203:TYR:HD2	1.68	0.57
3:J:628:GLN:HA	3:J:631:THR:HG22	1.85	0.57
3:L:368:THR:CA	3:L:403:SER:HB2	2.35	0.57
3:L:382:ILE:HA	3:L:385:VAL:CG1	2.34	0.57
3:N:94:PRO:HG2	3:N:210:VAL:HG22	1.87	0.57
3:N:272:ASP:O	3:N:273:LEU:HD22	2.04	0.57
3:P:152:ARG:HA	3:P:152:ARG:HH11	1.69	0.57
3:P:271:LEU:HG	3:P:517:LEU:CB	2.30	0.57
3:R:427:GLU:HB2	3:R:430:THR:HG23	1.87	0.57
2:S:13:ILE:HG23	2:S:14:THR:N	2.20	0.57
4:U:327:ASP:H	4:U:399:GLN:CG	2.16	0.57
5:W:245:GLY:O	5:W:257:GLN:HB2	2.05	0.57
5:W:369:ILE:O	5:W:370:GLY:O	2.23	0.57
5:W:845:LEU:N	5:W:845:LEU:CD1	2.67	0.57
5:W:942:SER:HB3	5:W:949:ILE:HG13	1.87	0.57
6:X:242:ARG:NH2	6:X:1085:LEU:HD13	2.15	0.57
3:B:517:LEU:HD22	3:B:517:LEU:O	2.05	0.57
3:H:94:PRO:HG2	3:H:210:VAL:HG22	1.86	0.57
3:H:443:PHE:HB2	3:H:457:PRO:CB	2.24	0.57
3:J:562:TYR:HB2	3:J:563:PRO:HD3	1.85	0.57
3:L:147:ARG:HH11	3:L:147:ARG:HB3	1.70	0.57
3:L:175:SER:OG	3:L:627:ARG:HD3	2.04	0.57
3:N:273:LEU:C	3:N:273:LEU:HD23	2.25	0.57
3:N:372:ALA:HB3	3:N:444:LEU:CD1	2.33	0.57

Continued on next page...

Continued from previous page...

Atom-1	Atom-2	Interatomic distance (Å)	Clash overlap (Å)
3:P:147:ARG:HH11	3:P:147:ARG:HB3	1.70	0.57
3:P:368:THR:CA	3:P:403:SER:HB2	2.35	0.57
3:R:491:ALA:HB2	3:R:592:THR:CB	2.32	0.57
3:T:354:SER:CB	3:T:419:MET:HG2	2.35	0.57
3:T:372:ALA:HB2	3:T:399:ALA:HA	1.85	0.57
4:U:117:ASN:HD21	4:U:308:TRP:HD1	1.51	0.57
5:W:302:THR:HG22	5:W:304:LEU:H	1.70	0.57
5:W:607:LEU:HD22	5:W:638:HIS:HB3	1.85	0.57
6:X:249:TRP:CE3	6:X:250:ALA:HB2	2.40	0.57
6:X:861:ARG:O	6:X:865:VAL:HG23	2.04	0.57
6:X:889:ARG:O	6:X:890:GLN:HB2	2.05	0.57
6:X:1064:TRP:NE1	6:X:1068:LYS:HE3	2.19	0.57
6:X:1125:TYR:H	6:X:1125:TYR:HD1	1.47	0.57
6:Y:58:SER:OG	6:Y:61:ASN:HB2	2.04	0.57
6:Y:530:LYS:CD	6:Y:811:LEU:HD21	2.35	0.57
6:Y:535:TRP:CE2	6:Y:678:PRO:HG2	2.40	0.57
6:Y:990:ASN:HB2	6:Y:1131:ARG:CB	2.35	0.57
2:A:13:ILE:HG23	2:A:14:THR:N	2.20	0.57
3:B:347:SER:HA	3:B:469:VAL:HG12	1.86	0.57
3:B:354:SER:CB	3:B:419:MET:HG2	2.35	0.57
3:D:46:LYS:NZ	3:H:237:GLU:OE1	2.38	0.57
3:D:491:ALA:HB2	3:D:592:THR:CB	2.32	0.57
3:F:354:SER:CB	3:F:419:MET:HG2	2.35	0.57
3:F:423:GLN:HG3	3:F:423:GLN:O	2.04	0.57
3:H:372:ALA:HB2	3:H:399:ALA:HA	1.86	0.57
3:J:289:LEU:CD2	3:L:515:ASN:ND2	2.68	0.57
3:J:561:ASP:O	3:J:562:TYR:HB2	2.04	0.57
3:L:212:ILE:HD11	3:L:220:PRO:HB3	1.85	0.57
3:L:213:HIS:CG	3:L:235:LEU:HD23	2.40	0.57
3:L:272:ASP:O	3:L:273:LEU:HD22	2.04	0.57
3:L:287:PRO:HB3	3:L:509:LEU:CD2	2.32	0.57
3:N:427:GLU:HB2	3:N:430:THR:HG23	1.87	0.57
3:P:94:PRO:HG2	3:P:210:VAL:HG22	1.87	0.57
3:P:169:MET:HG2	3:T:541:SER:HB3	1.86	0.57
3:P:175:SER:OG	3:P:627:ARG:HD3	2.04	0.57
3:P:213:HIS:CG	3:P:235:LEU:HD23	2.40	0.57
3:P:412:ARG:NH2	3:R:356:THR:HG23	2.18	0.57
3:P:431:ILE:HD13	3:P:437:ILE:HG23	1.82	0.57
3:P:456:ASN:HB3	3:T:410:ASN:HD22	1.70	0.57
3:R:272:ASP:O	3:R:273:LEU:HD22	2.04	0.57
3:R:289:LEU:CD2	3:T:515:ASN:ND2	2.68	0.57

Continued on next page...

Continued from previous page...

Atom-1	Atom-2	Interatomic distance (Å)	Clash overlap (Å)
3:R:354:SER:CB	3:R:419:MET:HG2	2.35	0.57
3:R:423:GLN:O	3:R:423:GLN:HG3	2.04	0.57
3:R:562:TYR:HB2	3:R:563:PRO:HD3	1.85	0.57
6:X:218:GLU:C	6:X:219:LEU:HD23	2.25	0.57
6:X:493:LEU:HD13	6:X:497:ILE:HD12	1.87	0.57
6:X:750:MET:HB3	6:X:837:TYR:OH	2.05	0.57
6:X:785:VAL:O	6:X:804:HIS:HB3	2.05	0.57
6:Y:249:TRP:CH2	6:Y:342:LEU:HD13	2.40	0.57
6:Y:252:LEU:HD13	6:Y:336:ARG:HG2	1.86	0.57
6:Y:356:ASN:HB2	6:Y:1151:ALA:HB1	1.87	0.57
6:Y:596:PRO:HB3	6:Y:716:ASN:HD22	1.70	0.57
3:B:175:SER:OG	3:B:627:ARG:HD3	2.04	0.57
3:D:94:PRO:HG2	3:D:210:VAL:HG22	1.87	0.57
3:F:147:ARG:CB	3:F:147:ARG:HH11	2.18	0.57
3:F:152:ARG:HH11	3:F:152:ARG:HA	1.69	0.57
3:F:561:ASP:O	3:F:562:TYR:HB2	2.04	0.57
3:J:50:PRO:O	4:V:401:ALA:CB	2.45	0.57
3:J:354:SER:HB2	3:J:419:MET:CA	2.35	0.57
3:J:617:VAL:HG21	3:L:158:LEU:HD21	1.87	0.57
3:L:271:LEU:HG	3:L:517:LEU:CB	2.30	0.57
3:N:212:ILE:HD11	3:N:220:PRO:HB3	1.85	0.57
3:P:372:ALA:HB3	3:P:444:LEU:CD1	2.33	0.57
3:P:450:SER:O	3:P:453:ASN:HB2	2.05	0.57
3:R:152:ARG:HH11	3:R:152:ARG:HA	1.69	0.57
3:R:273:LEU:C	3:R:273:LEU:HD23	2.25	0.57
3:T:94:PRO:HG2	3:T:210:VAL:HG22	1.87	0.57
3:T:347:SER:HA	3:T:469:VAL:HG12	1.86	0.57
5:W:27:PHE:O	5:W:31:LEU:HD23	2.05	0.57
5:W:247:VAL:HG11	5:W:250:TYR:HE2	1.70	0.57
5:W:930:TRP:C	5:W:931:LEU:HD23	2.26	0.57
6:X:371:LEU:HD11	6:X:388:MET:CG	2.34	0.57
6:X:466:THR:HA	6:X:809:ALA:HB1	1.86	0.57
6:X:538:ASN:ND2	6:X:768:GLN:HG2	2.20	0.57
6:X:1210:VAL:O	6:X:1211:ARG:CB	2.53	0.57
6:Y:69:SER:HB3	6:Y:72:VAL:HG23	1.87	0.57
3:D:46:LYS:O	3:D:48:TRP:CD1	2.58	0.56
3:D:412:ARG:HH22	3:F:356:THR:HG23	1.65	0.56
3:D:515:ASN:ND2	3:H:289:LEU:CD2	2.68	0.56
3:D:541:SER:HB3	3:F:169:MET:HG2	1.86	0.56
7:E:101:MYR:H71	3:F:200:CYS:SG	2.45	0.56
3:F:368:THR:HA	3:F:403:SER:HB2	1.87	0.56

Continued on next page...

Continued from previous page...

Atom-1	Atom-2	Interatomic distance (Å)	Clash overlap (Å)
3:F:517:LEU:HD22	3:F:517:LEU:O	2.05	0.56
3:F:617:VAL:HG21	3:H:158:LEU:HD21	1.87	0.56
2:G:26:MET:O	3:H:216:PRO:HG3	2.05	0.56
7:G:101:MYR:H71	3:H:200:CYS:SG	2.44	0.56
3:H:521:VAL:HG23	3:H:577:VAL:HG22	1.85	0.56
3:J:158:LEU:HD21	3:N:617:VAL:HG21	1.87	0.56
3:J:273:LEU:C	3:J:273:LEU:HD23	2.25	0.56
3:J:287:PRO:HB3	3:J:509:LEU:CD2	2.32	0.56
3:J:596:MET:O	3:J:597:LEU:HB2	2.05	0.56
3:L:273:LEU:HD23	3:L:273:LEU:C	2.25	0.56
3:L:412:ARG:NH2	3:N:356:THR:CG2	2.63	0.56
3:N:368:THR:HA	3:N:403:SER:HB2	1.87	0.56
3:N:525:ILE:HG23	3:N:526:PRO:HD2	1.86	0.56
3:P:215:TYR:C	3:P:217:ALA:H	2.09	0.56
3:P:515:ASN:ND2	3:T:289:LEU:CD2	2.68	0.56
3:P:541:SER:HB3	3:R:169:MET:HG2	1.86	0.56
3:P:575:MET:HG3	3:T:469:VAL:HG23	1.85	0.56
3:R:147:ARG:HH11	3:R:147:ARG:HB3	1.70	0.56
3:R:410:ASN:HD22	3:T:456:ASN:HB3	1.70	0.56
3:R:517:LEU:HD22	3:R:517:LEU:O	2.05	0.56
3:R:525:ILE:HG23	3:R:526:PRO:HD2	1.86	0.56
3:T:147:ARG:CB	3:T:147:ARG:HH11	2.18	0.56
5:W:62:TYR:HB3	5:W:63:PRO:CD	2.20	0.56
5:W:433:CYS:SG	5:W:479:LEU:HB3	2.45	0.56
5:W:437:GLY:O	5:W:1010:LEU:HB2	2.05	0.56
5:W:1258:MET:HG2	5:W:1259:SER:N	2.19	0.56
6:X:370:ARG:HA	6:X:387:CYS:CB	2.35	0.56
6:X:406:LEU:HB3	6:X:441:LEU:HD21	1.87	0.56
3:B:215:TYR:C	3:B:217:ALA:H	2.09	0.56
3:B:341:MET:CB	3:B:437:ILE:HG23	2.29	0.56
2:C:26:MET:O	3:D:216:PRO:HG3	2.05	0.56
3:D:358:LEU:HD13	3:D:417:PHE:CZ	2.35	0.56
3:D:368:THR:HA	3:D:403:SER:HB2	1.87	0.56
3:D:596:MET:O	3:D:597:LEU:HB2	2.05	0.56
3:F:74:VAL:HG12	3:F:74:VAL:O	2.04	0.56
3:F:139:THR:C	3:F:142:ILE:HG22	2.24	0.56
3:F:213:HIS:CG	3:F:235:LEU:HD23	2.40	0.56
7:G:101:MYR:C2	3:H:191:LYS:HZ3	2.05	0.56
3:H:596:MET:O	3:H:597:LEU:HB2	2.05	0.56
2:I:13:ILE:HG23	2:I:14:THR:N	2.20	0.56
3:J:410:ASN:HD22	3:L:456:ASN:HB3	1.70	0.56

Continued on next page...

Continued from previous page...

Atom-1	Atom-2	Interatomic distance (Å)	Clash overlap (Å)
3:L:238:VAL:HG22	3:N:142:ILE:CD1	2.35	0.56
3:L:617:VAL:HG21	3:N:158:LEU:HD21	1.87	0.56
3:N:147:ARG:CB	3:N:147:ARG:HH11	2.18	0.56
3:P:273:LEU:HD23	3:P:273:LEU:C	2.25	0.56
3:P:517:LEU:HD22	3:P:517:LEU:O	2.05	0.56
3:P:525:ILE:HG23	3:P:526:PRO:HD2	1.86	0.56
3:R:280:LEU:CD1	3:R:486:PRO:HG2	2.35	0.56
2:S:26:MET:O	3:T:216:PRO:HG3	2.05	0.56
3:T:450:SER:O	3:T:453:ASN:HB2	2.05	0.56
5:W:637:THR:HB	5:W:664:SER:O	2.05	0.56
6:X:274:TYR:CE2	6:X:297:VAL:HG22	2.40	0.56
6:X:895:SER:O	6:X:898:ALA:N	2.38	0.56
3:B:147:ARG:HH11	3:B:147:ARG:HB3	1.70	0.56
3:B:358:LEU:CD1	3:B:417:PHE:CE1	2.62	0.56
3:B:596:MET:O	3:B:597:LEU:HB2	2.05	0.56
3:D:213:HIS:CG	3:D:235:LEU:HD23	2.40	0.56
3:D:215:TYR:C	3:D:217:ALA:H	2.09	0.56
3:D:427:GLU:HB2	3:D:430:THR:HG23	1.87	0.56
3:D:456:ASN:HB3	3:H:410:ASN:HD22	1.70	0.56
3:D:517:LEU:HD22	3:D:517:LEU:O	2.05	0.56
3:D:551:GLN:OE1	3:D:551:GLN:HA	2.04	0.56
3:F:271:LEU:HG	3:F:517:LEU:CB	2.30	0.56
3:F:427:GLU:HB2	3:F:430:THR:HG23	1.87	0.56
3:F:521:VAL:HG23	3:F:577:VAL:HG22	1.85	0.56
3:F:525:ILE:HG23	3:F:526:PRO:HD2	1.86	0.56
3:H:74:VAL:HG12	3:H:74:VAL:O	2.04	0.56
3:H:368:THR:CA	3:H:403:SER:HB2	2.35	0.56
3:H:368:THR:HA	3:H:403:SER:HB2	1.87	0.56
3:J:58:ILE:HG12	3:J:127:LEU:HD23	1.85	0.56
3:J:121:ALA:HB2	3:N:87:PHE:HD1	1.61	0.56
3:J:427:GLU:HB2	3:J:430:THR:HG23	1.87	0.56
3:J:491:ALA:HB2	3:J:592:THR:CB	2.32	0.56
3:L:74:VAL:HG12	3:L:74:VAL:O	2.04	0.56
3:L:94:PRO:HG2	3:L:210:VAL:HG22	1.87	0.56
3:L:450:SER:O	3:L:453:ASN:HB2	2.05	0.56
3:L:456:ASN:C	3:L:456:ASN:HD22	2.09	0.56
3:L:525:ILE:HG23	3:L:526:PRO:HD2	1.86	0.56
2:M:26:MET:O	3:N:216:PRO:HG3	2.05	0.56
3:N:213:HIS:CG	3:N:235:LEU:HD23	2.40	0.56
3:N:271:LEU:HG	3:N:517:LEU:CB	2.30	0.56
3:N:354:SER:HB2	3:N:419:MET:CA	2.35	0.56

Continued on next page...

Continued from previous page...

Atom-1	Atom-2	Interatomic distance (Å)	Clash overlap (Å)
3:N:382:ILE:HA	3:N:385:VAL:CG1	2.34	0.56
3:N:423:GLN:HG3	3:N:423:GLN:O	2.04	0.56
3:N:596:MET:O	3:N:597:LEU:HB2	2.05	0.56
3:P:354:SER:CB	3:P:419:MET:HG2	2.35	0.56
3:P:354:SER:HB2	3:P:419:MET:CA	2.35	0.56
3:P:368:THR:HA	3:P:403:SER:HB2	1.87	0.56
3:R:74:VAL:HG12	3:R:74:VAL:O	2.04	0.56
3:R:94:PRO:HG2	3:R:210:VAL:HG22	1.87	0.56
3:R:237:GLU:CB	3:T:46:LYS:HZ1	2.04	0.56
3:R:450:SER:O	3:R:453:ASN:HB2	2.05	0.56
3:T:213:HIS:CG	3:T:235:LEU:HD23	2.40	0.56
3:T:215:TYR:C	3:T:217:ALA:H	2.09	0.56
3:T:368:THR:CA	3:T:403:SER:HB2	2.35	0.56
3:T:423:GLN:O	3:T:423:GLN:HG3	2.04	0.56
4:U:269:CYS:SG	4:U:274:TRP:HB3	2.45	0.56
4:U:362:TYR:HB2	6:X:1178:ARG:NH2	2.21	0.56
5:W:603:LEU:HD21	5:W:607:LEU:HD12	1.87	0.56
6:X:219:LEU:HB2	6:X:222:PHE:HD2	1.71	0.56
6:X:279:SER:HA	6:X:283:ILE:HG22	1.86	0.56
6:X:593:LEU:O	6:X:593:LEU:CG	2.53	0.56
6:X:793:ARG:NH1	6:Y:693:TYR:CD2	2.73	0.56
6:X:935:SER:OG	6:X:949:HIS:HB3	2.05	0.56
6:X:957:ILE:C	6:X:959:ARG:N	2.58	0.56
6:X:983:TYR:CE1	6:X:1075:LEU:HG	2.40	0.56
6:X:986:GLN:HG3	6:X:1135:TYR:CE1	2.40	0.56
6:X:1095:ASP:HB2	6:Y:107:LYS:O	2.06	0.56
6:Y:776:GLN:O	6:Y:778:ASP:N	2.38	0.56
6:Y:941:TYR:C	6:Y:943:GLY:H	2.09	0.56
6:Y:982:LEU:C	6:Y:982:LEU:HD23	2.25	0.56
6:Y:1122:PRO:HA	6:Y:1159:GLY:CA	2.31	0.56
6:Y:1129:THR:HG21	6:Y:1158:PHE:CZ	2.40	0.56
6:Y:1154:ILE:O	6:Y:1155:ASP:HB3	2.06	0.56
2:A:26:MET:O	3:B:216:PRO:HG3	2.05	0.56
7:A:101:MYR:H142	7:A:101:MYR:C10	2.10	0.56
3:D:287:PRO:O	3:D:471:LEU:HD11	2.05	0.56
3:D:357:ILE:CG2	3:D:359:PRO:HD3	2.35	0.56
3:D:525:ILE:HG23	3:D:526:PRO:HD2	1.86	0.56
3:F:147:ARG:HH11	3:F:147:ARG:HB3	1.70	0.56
3:F:450:SER:O	3:F:453:ASN:HB2	2.05	0.56
3:H:147:ARG:HH11	3:H:147:ARG:HB3	1.70	0.56
3:H:215:TYR:C	3:H:217:ALA:H	2.09	0.56

Continued on next page...

Continued from previous page...

Atom-1	Atom-2	Interatomic distance (Å)	Clash overlap (Å)
3:H:287:PRO:O	3:H:471:LEU:HD11	2.05	0.56
3:H:450:SER:O	3:H:453:ASN:HB2	2.05	0.56
3:J:147:ARG:HH11	3:J:147:ARG:HB3	1.70	0.56
3:J:287:PRO:O	3:J:471:LEU:HD11	2.05	0.56
3:J:551:GLN:HA	3:J:551:GLN:OE1	2.04	0.56
3:L:269:LYS:HG2	3:L:516:LYS:HZ3	1.70	0.56
3:L:561:ASP:O	3:L:562:TYR:HB2	2.04	0.56
3:P:347:SER:HA	3:P:469:VAL:HG12	1.86	0.56
3:P:491:ALA:HB2	3:P:592:THR:CB	2.32	0.56
2:Q:26:MET:O	3:R:216:PRO:HG3	2.05	0.56
3:R:372:ALA:HB3	3:R:444:LEU:CD1	2.33	0.56
5:W:398:LEU:HD13	5:W:790:ARG:HH21	1.71	0.56
5:W:998:LEU:C	5:W:1000:TYR:H	2.08	0.56
6:Y:207:LEU:HD22	6:Y:244:VAL:CG2	2.36	0.56
6:Y:424:ALA:HA	6:Y:757:VAL:HG22	1.88	0.56
6:Y:485:PRO:HD3	6:Y:837:TYR:CE1	2.41	0.56
3:B:280:LEU:CD1	3:B:486:PRO:HG2	2.34	0.56
3:B:427:GLU:HB2	3:B:430:THR:HG23	1.87	0.56
3:B:481:VAL:HG12	3:B:482:ASP:N	2.17	0.56
3:D:456:ASN:C	3:D:456:ASN:HD22	2.09	0.56
3:D:617:VAL:HG21	3:F:158:LEU:HD21	1.88	0.56
3:F:154:ARG:NH1	3:F:154:ARG:CB	2.68	0.56
3:J:260:SER:HB3	2:K:33:ALA:HB2	1.85	0.56
3:J:280:LEU:CD1	3:J:486:PRO:HG2	2.35	0.56
3:J:456:ASN:HB3	3:N:410:ASN:HD22	1.70	0.56
3:N:456:ASN:C	3:N:456:ASN:HD22	2.09	0.56
3:N:481:VAL:HG12	3:N:482:ASP:N	2.17	0.56
2:O:26:MET:O	3:P:216:PRO:HG3	2.05	0.56
3:P:158:LEU:HD21	3:T:617:VAL:HG21	1.87	0.56
3:P:456:ASN:HD22	3:P:456:ASN:C	2.09	0.56
3:R:551:GLN:HA	3:R:551:GLN:OE1	2.03	0.56
2:S:28:SER:CB	3:T:215:TYR:HA	2.36	0.56
3:T:74:VAL:HG12	3:T:74:VAL:O	2.04	0.56
3:T:596:MET:O	3:T:597:LEU:HB2	2.05	0.56
5:W:71:HIS:HE1	5:W:73:ALA:HB3	1.67	0.56
5:W:732:LEU:O	5:W:732:LEU:HD13	2.06	0.56
5:W:1136:LEU:HD22	5:W:1155:ILE:HG22	1.87	0.56
6:X:874:CYS:O	6:X:890:GLN:HG2	2.06	0.56
6:X:1182:ASN:HD21	6:X:1184:LEU:HD22	1.70	0.56
6:Y:315:SER:OG	6:Y:316:THR:N	2.38	0.56
6:Y:579:PRO:HB2	6:Y:779:VAL:CG2	2.35	0.56

Continued on next page...

Continued from previous page...

Atom-1	Atom-2	Interatomic distance (Å)	Clash overlap (Å)
3:B:273:LEU:HD23	3:B:273:LEU:C	2.25	0.56
2:C:13:ILE:HG23	2:C:14:THR:N	2.20	0.56
3:D:154:ARG:NH1	3:D:154:ARG:CB	2.68	0.56
3:D:336:THR:HG23	3:D:456:ASN:OD1	2.06	0.56
3:D:354:SER:HB2	3:D:419:MET:CA	2.36	0.56
3:F:289:LEU:CD2	3:H:515:ASN:ND2	2.68	0.56
3:H:147:ARG:CB	3:H:147:ARG:HH11	2.18	0.56
3:H:273:LEU:HD23	3:H:273:LEU:C	2.25	0.56
3:H:427:GLU:HB2	3:H:430:THR:HG23	1.87	0.56
3:J:347:SER:HA	3:J:469:VAL:HG12	1.86	0.56
3:J:517:LEU:HD22	3:J:517:LEU:O	2.05	0.56
3:N:147:ARG:HH11	3:N:147:ARG:HB3	1.70	0.56
3:N:368:THR:CA	3:N:403:SER:HB2	2.35	0.56
3:P:287:PRO:O	3:P:471:LEU:HD11	2.05	0.56
3:P:418:ASN:CG	3:R:337:ARG:HH21	2.09	0.56
3:R:357:ILE:CG2	3:R:359:PRO:HD3	2.35	0.56
3:T:382:ILE:HA	3:T:385:VAL:CG1	2.34	0.56
4:U:10:THR:HG22	4:U:11:TYR:N	2.21	0.56
4:U:390:ASN:O	4:U:392:ALA:N	2.38	0.56
5:W:409:ILE:HG12	5:W:779:MET:HE1	1.87	0.56
5:W:953:ASP:O	5:W:955:VAL:HG12	2.06	0.56
6:X:208:ASP:CB	6:X:236:PRO:HB2	2.35	0.56
6:X:242:ARG:NH1	6:X:1146:LEU:HA	2.20	0.56
6:X:283:ILE:HD12	6:X:289:ASN:N	2.20	0.56
6:X:450:ASP:OD1	6:X:861:ARG:NH1	2.38	0.56
6:X:599:ILE:HG21	6:X:639:LEU:HD23	1.87	0.56
6:X:725:THR:CG2	6:X:726:ARG:N	2.69	0.56
6:X:757:VAL:HG13	6:X:845:PHE:CE2	2.37	0.56
6:Y:352:THR:HG23	6:Y:352:THR:O	2.04	0.56
6:Y:448:SER:OG	6:Y:665:SER:HB3	2.06	0.56
3:B:450:SER:O	3:B:453:ASN:HB2	2.05	0.56
3:B:456:ASN:HD22	3:B:456:ASN:C	2.09	0.56
3:D:147:ARG:CB	3:D:147:ARG:HH11	2.18	0.56
3:D:357:ILE:HD11	3:D:414:GLN:CG	2.36	0.56
3:D:610:THR:O	3:D:612:SER:N	2.39	0.56
3:H:280:LEU:CD1	3:H:486:PRO:HG2	2.35	0.56
3:H:357:ILE:CG2	3:H:359:PRO:HD3	2.35	0.56
3:H:551:GLN:OE1	3:H:551:GLN:HA	2.04	0.56
3:J:49:ARG:NH2	3:J:64:VAL:HG11	2.20	0.56
3:J:357:ILE:CG2	3:J:359:PRO:HD3	2.36	0.56
3:J:515:ASN:ND2	3:N:289:LEU:CD2	2.68	0.56

Continued on next page...

Continued from previous page...

Atom-1	Atom-2	Interatomic distance (Å)	Clash overlap (Å)
3:L:178:SER:OG	2:Q:3:ASN:ND2	2.39	0.56
3:L:369:SER:HB3	3:L:446:PRO:HD3	1.86	0.56
3:L:410:ASN:HD22	3:N:456:ASN:HB3	1.70	0.56
3:L:491:ALA:HB2	3:L:592:THR:CB	2.32	0.56
2:M:28:SER:CB	3:N:215:TYR:HA	2.36	0.56
3:N:269:LYS:HG2	3:N:516:LYS:HZ3	1.70	0.56
3:N:280:LEU:CD1	3:N:486:PRO:HG2	2.34	0.56
3:N:336:THR:HG23	3:N:456:ASN:OD1	2.06	0.56
2:O:13:ILE:HG23	2:O:14:THR:N	2.20	0.56
3:P:322:TYR:CD1	3:P:396:VAL:HB	2.41	0.56
3:P:596:MET:O	3:P:597:LEU:HB2	2.05	0.56
3:R:175:SER:OG	3:R:627:ARG:HD3	2.04	0.56
3:R:213:HIS:CG	3:R:235:LEU:HD23	2.40	0.56
3:R:368:THR:CA	3:R:403:SER:HB2	2.35	0.56
3:R:617:VAL:HG21	3:T:158:LEU:HD21	1.87	0.56
3:T:368:THR:HA	3:T:403:SER:HB2	1.87	0.56
3:T:369:SER:HB3	3:T:446:PRO:HD3	1.86	0.56
5:W:47:LEU:HD23	5:W:60:GLN:HB2	1.88	0.56
5:W:733:ALA:HB2	5:W:779:MET:HE2	1.86	0.56
5:W:800:PHE:CE1	5:W:1005:GLY:HA2	2.40	0.56
5:W:1017:ILE:O	5:W:1021:ARG:HG3	2.05	0.56
6:X:514:ILE:HG13	6:X:515:LEU:N	2.20	0.56
6:X:557:ILE:HB	6:X:592:LEU:CD2	2.35	0.56
6:X:971:GLU:OE1	6:X:1188:ILE:HG13	2.06	0.56
6:X:1014:VAL:HG21	6:X:1047:TYR:CD1	2.41	0.56
6:Y:737:ARG:HG2	6:Y:737:ARG:NH2	2.11	0.56
2:C:28:SER:CB	3:D:215:TYR:HA	2.36	0.56
3:D:121:ALA:HB2	3:H:87:PHE:HD1	1.61	0.56
3:D:158:LEU:HD21	3:H:617:VAL:HG21	1.87	0.56
3:J:238:VAL:CG1	3:L:82:PHE:HZ	2.19	0.56
3:J:336:THR:HG23	3:J:456:ASN:OD1	2.06	0.56
3:J:368:THR:CA	3:J:403:SER:HB2	2.35	0.56
3:P:280:LEU:CD1	3:P:486:PRO:HG2	2.34	0.56
3:P:410:ASN:HD22	3:R:456:ASN:HB3	1.70	0.56
3:R:336:THR:HG23	3:R:456:ASN:OD1	2.06	0.56
3:R:357:ILE:HD11	3:R:414:GLN:CG	2.36	0.56
3:R:368:THR:HA	3:R:403:SER:HB2	1.87	0.56
3:T:336:THR:HG23	3:T:456:ASN:OD1	2.06	0.56
4:U:241:LEU:HB3	6:X:1179:VAL:HG11	1.87	0.56
4:U:251:ASN:CG	4:U:252:ASP:N	2.59	0.56
4:V:164:ASP:HB2	4:V:165:PRO:HD2	1.87	0.56

Continued on next page...

Continued from previous page...

Atom-1	Atom-2	Interatomic distance (Å)	Clash overlap (Å)
5:W:838:PRO:O	5:W:860:CYS:HA	2.06	0.56
5:W:843:LEU:CD2	5:W:854:MET:HE1	2.35	0.56
6:X:271:VAL:HG12	6:X:288:PHE:HB3	1.87	0.56
6:X:514:ILE:HD13	6:X:732:VAL:CG1	2.36	0.56
6:X:640:ARG:O	6:X:644:GLU:HB2	2.06	0.56
6:X:872:ALA:CB	6:X:881:VAL:HG21	2.36	0.56
6:Y:81:ARG:HB2	6:Y:85:ASP:OD2	2.05	0.56
6:Y:662:LEU:HD12	6:Y:662:LEU:N	2.21	0.56
2:A:35:ASP:O	2:A:36:LEU:HD23	2.06	0.56
3:B:213:HIS:CG	3:B:235:LEU:HD23	2.40	0.56
3:B:372:ALA:HB3	3:B:444:LEU:CD1	2.33	0.56
3:B:423:GLN:O	3:B:423:GLN:HG3	2.04	0.56
3:D:273:LEU:HD23	3:D:273:LEU:C	2.25	0.56
3:D:280:LEU:HD12	3:D:486:PRO:CG	2.36	0.56
3:F:357:ILE:HD11	3:F:414:GLN:CG	2.36	0.56
3:F:410:ASN:HD22	3:H:456:ASN:HB3	1.70	0.56
3:F:418:ASN:CG	3:H:337:ARG:HH21	2.09	0.56
3:F:596:MET:O	3:F:597:LEU:HB2	2.05	0.56
3:H:213:HIS:CG	3:H:235:LEU:HD23	2.40	0.56
3:H:354:SER:CB	3:H:419:MET:HG2	2.35	0.56
2:I:35:ASP:O	2:I:36:LEU:HD23	2.06	0.56
3:J:147:ARG:CB	3:J:147:ARG:HH11	2.18	0.56
3:J:213:HIS:CG	3:J:235:LEU:HD23	2.40	0.56
3:L:138:SER:O	3:L:142:ILE:CG2	2.54	0.56
3:L:280:LEU:HD12	3:L:486:PRO:CG	2.36	0.56
3:L:287:PRO:O	3:L:471:LEU:HD11	2.06	0.56
3:P:336:THR:HG23	3:P:456:ASN:OD1	2.06	0.56
4:U:266:TYR:CE1	4:U:300:ILE:HG22	2.40	0.56
5:W:265:SER:O	5:W:268:ASP:HB2	2.04	0.56
5:W:1062:SER:HA	5:W:1071:ILE:O	2.05	0.56
6:X:350:LEU:N	6:X:350:LEU:CD1	2.69	0.56
6:X:982:LEU:HD12	6:X:1115:VAL:HG11	1.88	0.56
6:X:1076:VAL:HG12	6:X:1078:LEU:HD22	1.88	0.56
6:X:1143:ASN:HD21	6:X:1146:LEU:HD22	1.70	0.56
6:Y:29:THR:HG22	6:Y:68:PRO:O	2.06	0.56
6:Y:398:ILE:O	6:Y:401:THR:HB	2.05	0.56
6:Y:1034:ASP:C	6:Y:1036:ASN:H	2.08	0.56
3:B:525:ILE:HG23	3:B:526:PRO:HD2	1.86	0.56
3:D:47:LEU:CD2	3:D:64:VAL:HG11	2.36	0.56
3:D:289:LEU:CD2	3:F:515:ASN:ND2	2.68	0.56
3:D:423:GLN:O	3:D:423:GLN:HG3	2.04	0.56

Continued on next page...

Continued from previous page...

Atom-1	Atom-2	Interatomic distance (Å)	Clash overlap (Å)
2:E:26:MET:O	3:F:216:PRO:HG3	2.05	0.56
2:E:28:SER:CB	3:F:215:TYR:HA	2.36	0.56
3:F:94:PRO:HG2	3:F:210:VAL:HG22	1.87	0.56
3:F:280:LEU:HD12	3:F:486:PRO:CG	2.36	0.56
3:F:341:MET:HB2	3:F:431:ILE:HD13	1.88	0.56
3:F:443:PHE:HB2	3:F:457:PRO:CB	2.24	0.56
2:G:28:SER:CB	3:H:215:TYR:HA	2.36	0.56
3:H:336:THR:HG23	3:H:456:ASN:OD1	2.06	0.56
3:H:357:ILE:HD11	3:H:414:GLN:CG	2.36	0.56
3:H:382:ILE:HA	3:H:385:VAL:CG1	2.34	0.56
3:J:212:ILE:CD1	3:J:220:PRO:HB3	2.36	0.56
3:J:215:TYR:C	3:J:217:ALA:H	2.09	0.56
3:L:354:SER:CB	3:L:419:MET:HG2	2.35	0.56
3:P:212:ILE:CD1	3:P:220:PRO:HB3	2.36	0.56
3:T:427:GLU:HB2	3:T:430:THR:HG23	1.87	0.56
4:V:187:GLN:HE22	6:Y:436:LEU:HD12	1.71	0.56
5:W:1013:ILE:O	5:W:1017:ILE:HG13	2.06	0.56
6:X:329:MET:HG3	6:X:370:ARG:CZ	2.36	0.56
6:X:459:LEU:HB3	6:X:807:PHE:HZ	1.71	0.56
6:X:706:ALA:O	6:X:709:ILE:HG22	2.06	0.56
6:Y:37:THR:HG22	6:Y:38:SER:N	2.20	0.56
3:B:354:SER:HB2	3:B:419:MET:CA	2.35	0.55
3:B:357:ILE:HD11	3:B:414:GLN:CG	2.36	0.55
3:D:450:SER:O	3:D:453:ASN:HB2	2.05	0.55
3:F:287:PRO:O	3:F:471:LEU:HD11	2.06	0.55
3:F:357:ILE:CG2	3:F:359:PRO:HD3	2.36	0.55
3:F:610:THR:O	3:F:612:SER:N	2.39	0.55
3:H:456:ASN:C	3:H:456:ASN:HD22	2.09	0.55
3:H:610:THR:O	3:H:612:SER:N	2.39	0.55
3:J:412:ARG:NH2	3:L:356:THR:CG2	2.63	0.55
3:N:167:MET:HG2	3:N:215:TYR:CE1	2.42	0.55
3:N:215:TYR:C	3:N:217:ALA:H	2.09	0.55
3:N:280:LEU:HD12	3:N:486:PRO:CG	2.36	0.55
2:O:28:SER:CB	3:P:215:TYR:HA	2.36	0.55
3:P:82:PHE:HZ	3:T:238:VAL:CG1	2.19	0.55
3:P:147:ARG:CB	3:P:147:ARG:HH11	2.18	0.55
3:P:382:ILE:HA	3:P:385:VAL:CG1	2.34	0.55
3:T:287:PRO:O	3:T:471:LEU:HD11	2.05	0.55
4:U:26:LEU:O	4:U:26:LEU:HD23	2.06	0.55
5:W:934:ASN:CB	5:W:1023:THR:HG22	2.36	0.55
5:W:1281:ALA:HB3	5:W:1284:TYR:HD2	1.70	0.55

Continued on next page...

Continued from previous page...

Atom-1	Atom-2	Interatomic distance (Å)	Clash overlap (Å)
6:X:411:GLN:HB2	6:X:416:ILE:HG23	1.88	0.55
6:X:721:VAL:HG12	6:X:722:ASN:O	2.05	0.55
6:X:763:VAL:HG22	6:X:763:VAL:O	2.06	0.55
6:X:1078:LEU:N	6:X:1078:LEU:CD2	2.69	0.55
6:X:1149:THR:HB	6:X:1162:ALA:HB3	1.88	0.55
6:Y:1037:VAL:HG11	6:Y:1039:ARG:NH2	2.20	0.55
3:B:271:LEU:HG	3:B:517:LEU:CB	2.30	0.55
3:D:298:PHE:HE1	3:H:416:ARG:CB	2.16	0.55
3:H:212:ILE:CD1	3:H:220:PRO:HB3	2.37	0.55
3:H:287:PRO:HB3	3:H:509:LEU:CD2	2.32	0.55
2:I:28:SER:CB	3:J:215:TYR:HA	2.36	0.55
3:J:456:ASN:C	3:J:456:ASN:HD22	2.09	0.55
2:K:26:MET:O	3:L:216:PRO:HG3	2.05	0.55
3:L:238:VAL:CG1	3:N:82:PHE:HZ	2.19	0.55
3:L:357:ILE:HD11	3:L:414:GLN:CG	2.36	0.55
3:L:443:PHE:HB2	3:L:457:PRO:CB	2.24	0.55
3:L:596:MET:O	3:L:597:LEU:HB2	2.05	0.55
3:N:610:THR:O	3:N:612:SER:N	2.39	0.55
3:P:337:ARG:HH21	3:T:418:ASN:CG	2.09	0.55
3:R:147:ARG:CB	3:R:147:ARG:HH11	2.18	0.55
3:R:369:SER:HB3	3:R:445:ILE:HA	1.86	0.55
3:T:354:SER:HB2	3:T:419:MET:CA	2.35	0.55
3:T:456:ASN:HD22	3:T:456:ASN:C	2.09	0.55
4:U:317:GLY:O	4:U:318:ASN:HB3	2.07	0.55
4:V:42:SER:OG	6:X:1025:ASN:ND2	2.39	0.55
5:W:5:PHE:CZ	5:W:346:PRO:HB3	2.42	0.55
5:W:817:SER:HB3	5:W:1000:TYR:CD2	2.41	0.55
6:X:278:LEU:HD12	6:X:900:GLU:OE1	2.06	0.55
6:X:788:VAL:HG22	6:X:789:ASP:N	2.22	0.55
6:Y:207:LEU:HD22	6:Y:244:VAL:HB	1.88	0.55
6:Y:474:GLU:HA	6:Y:477:SER:HB3	1.88	0.55
6:Y:1136:ALA:O	6:Y:1137:PHE:HB3	2.06	0.55
3:B:262:ALA:HB1	3:B:520:VAL:HG13	1.89	0.55
3:B:322:TYR:CD1	3:B:396:VAL:HB	2.41	0.55
3:D:238:VAL:CG1	3:F:82:PHE:HZ	2.19	0.55
3:F:44:THR:HG22	3:F:45:GLY:H	1.72	0.55
3:F:358:LEU:CB	3:F:417:PHE:CE1	2.90	0.55
3:F:456:ASN:C	3:F:456:ASN:HD22	2.09	0.55
2:I:26:MET:O	3:J:216:PRO:HG3	2.05	0.55
3:J:167:MET:HG2	3:J:215:TYR:CE1	2.41	0.55
3:J:368:THR:HA	3:J:403:SER:HB2	1.87	0.55

Continued on next page...

Continued from previous page...

Atom-1	Atom-2	Interatomic distance (Å)	Clash overlap (Å)
2:K:28:SER:CB	3:L:215:TYR:HA	2.36	0.55
3:L:67:ARG:HG3	3:L:67:ARG:HH11	1.72	0.55
3:L:336:THR:HG23	3:L:456:ASN:OD1	2.06	0.55
3:L:358:LEU:CB	3:L:417:PHE:CE1	2.90	0.55
3:P:167:MET:HG2	3:P:215:TYR:CE1	2.42	0.55
3:R:347:SER:HA	3:R:469:VAL:HG12	1.86	0.55
3:T:357:ILE:HD11	3:T:414:GLN:CG	2.36	0.55
3:T:372:ALA:HB3	3:T:444:LEU:CD1	2.33	0.55
4:U:40:ARG:HH22	4:U:69:ASN:HD21	1.53	0.55
4:U:64:ARG:HH11	4:U:64:ARG:HG2	1.71	0.55
4:V:43:HIS:CB	6:X:1027:LEU:HD11	2.35	0.55
5:W:250:TYR:O	5:W:334:ARG:HG3	2.06	0.55
5:W:1096:PHE:HD1	5:W:1096:PHE:N	2.00	0.55
6:X:371:LEU:HD11	6:X:388:MET:HG3	1.88	0.55
6:X:396:LEU:HD11	6:X:1194:LEU:HB2	1.87	0.55
6:X:889:ARG:HG3	6:X:890:GLN:N	2.19	0.55
6:X:1015:GLY:CA	6:X:1034:ASP:HA	2.36	0.55
6:X:1019:THR:HG21	6:Y:429:ASN:ND2	2.20	0.55
6:Y:893:VAL:HG13	6:Y:897:ALA:HB3	1.88	0.55
3:B:147:ARG:CB	3:B:147:ARG:HH11	2.18	0.55
3:B:304:ALA:O	3:B:307:ILE:HG22	2.07	0.55
3:D:212:ILE:CD1	3:D:220:PRO:HB3	2.36	0.55
3:D:337:ARG:HH21	3:H:418:ASN:CG	2.09	0.55
3:F:212:ILE:CD1	3:F:220:PRO:HB3	2.37	0.55
3:F:304:ALA:O	3:F:307:ILE:HG22	2.07	0.55
3:F:336:THR:HG23	3:F:456:ASN:OD1	2.06	0.55
3:F:354:SER:HB2	3:F:419:MET:CA	2.35	0.55
3:J:418:ASN:CG	3:L:337:ARG:HH21	2.09	0.55
3:J:610:THR:O	3:J:612:SER:N	2.39	0.55
2:O:35:ASP:O	2:O:36:LEU:HD23	2.06	0.55
3:P:44:THR:HG22	3:P:45:GLY:H	1.72	0.55
3:P:341:MET:CB	3:P:437:ILE:HG23	2.29	0.55
3:R:167:MET:HG2	3:R:215:TYR:CE1	2.42	0.55
3:R:238:VAL:CG1	3:T:82:PHE:HZ	2.19	0.55
3:T:525:ILE:HG23	3:T:526:PRO:HD2	1.86	0.55
4:U:79:PHE:HB2	4:U:120:LEU:HD22	1.88	0.55
4:V:140:GLN:HE22	4:V:144:ILE:HD11	1.70	0.55
5:W:49:PHE:CE1	5:W:54:ARG:HA	2.41	0.55
5:W:68:TRP:HB2	5:W:123:GLY:HA2	1.88	0.55
6:X:347:ARG:HG3	6:X:368:ILE:HD11	1.87	0.55
6:X:481:ARG:HD3	6:X:529:TRP:CD1	2.41	0.55

Continued on next page...

Continued from previous page...

Atom-1	Atom-2	Interatomic distance (Å)	Clash overlap (Å)
6:X:785:VAL:HG12	6:X:786:ALA:N	2.22	0.55
6:X:931:ILE:CG1	6:Y:689:VAL:HG11	2.36	0.55
6:X:1054:VAL:HG21	6:Y:1212:SER:HB3	1.87	0.55
6:Y:390:LEU:HA	6:Y:1191:TYR:HA	1.88	0.55
6:Y:815:PRO:HG2	6:Y:816:ALA:H	1.72	0.55
3:D:346:ASP:HB3	3:D:428:ARG:N	2.15	0.55
3:H:49:ARG:NH1	3:H:115:THR:HG22	2.18	0.55
3:H:262:ALA:HB1	3:H:520:VAL:HG13	1.89	0.55
3:J:80:GLU:O	3:J:84:LYS:HB2	2.07	0.55
3:J:280:LEU:HD12	3:J:486:PRO:CG	2.36	0.55
2:K:13:ILE:HG23	2:K:14:THR:N	2.20	0.55
3:L:238:VAL:CG2	3:N:78:MET:HE3	2.28	0.55
3:L:418:ASN:CG	3:N:337:ARG:HH21	2.09	0.55
3:N:341:MET:HB2	3:N:431:ILE:HD13	1.89	0.55
3:N:358:LEU:CB	3:N:417:PHE:CE1	2.90	0.55
3:P:357:ILE:HD11	3:P:414:GLN:CG	2.36	0.55
3:P:545:VAL:CG2	3:R:641:ILE:CD1	2.85	0.55
3:R:304:ALA:O	3:R:307:ILE:HG22	2.07	0.55
3:R:341:MET:HB2	3:R:431:ILE:HD13	1.88	0.55
3:R:471:LEU:HD23	3:R:471:LEU:H	1.72	0.55
3:T:269:LYS:HG2	3:T:516:LYS:HZ3	1.72	0.55
3:T:341:MET:HB2	3:T:431:ILE:HD13	1.88	0.55
4:U:178:THR:HG21	6:X:376:LEU:CD2	2.16	0.55
4:U:337:ARG:HG3	4:U:337:ARG:HH11	1.70	0.55
5:W:580:ALA:HB3	5:W:618:LEU:HA	1.87	0.55
5:W:708:LEU:CD2	5:W:764:THR:HG22	2.37	0.55
6:X:325:THR:CG2	6:X:347:ARG:HG2	2.36	0.55
6:X:1020:ILE:HD12	6:X:1062:TYR:CD2	2.42	0.55
6:Y:29:THR:HG22	6:Y:68:PRO:HB2	1.87	0.55
6:Y:122:CYS:SG	6:Y:135:HIS:CE1	3.00	0.55
6:Y:1085:LEU:HD12	6:Y:1085:LEU:H	1.72	0.55
3:B:610:THR:O	3:B:612:SER:N	2.39	0.55
3:F:67:ARG:HH11	3:F:67:ARG:HG3	1.72	0.55
3:F:80:GLU:O	3:F:84:LYS:HB2	2.07	0.55
3:F:543:LEU:HD21	3:F:590:VAL:HG13	1.89	0.55
3:J:357:ILE:HD11	3:J:414:GLN:CG	2.36	0.55
3:J:612:SER:O	2:K:32:PRO:HA	2.07	0.55
3:L:289:LEU:CD2	3:N:515:ASN:ND2	2.68	0.55
3:L:368:THR:HA	3:L:403:SER:HB2	1.87	0.55
3:L:545:VAL:CG2	3:N:641:ILE:CD1	2.85	0.55
3:N:357:ILE:CG2	3:N:359:PRO:HD3	2.36	0.55

Continued on next page...

Continued from previous page...

Atom-1	Atom-2	Interatomic distance (Å)	Clash overlap (Å)
3:P:617:VAL:HG21	3:R:158:LEU:HD21	1.87	0.55
3:R:44:THR:HG22	3:R:45:GLY:H	1.72	0.55
3:R:212:ILE:CD1	3:R:220:PRO:HB3	2.37	0.55
3:R:215:TYR:C	3:R:217:ALA:H	2.09	0.55
3:R:280:LEU:HD12	3:R:486:PRO:CG	2.36	0.55
3:R:354:SER:HB2	3:R:419:MET:CA	2.35	0.55
3:T:63:ILE:HG21	3:T:70:GLN:CD	2.27	0.55
3:T:212:ILE:CD1	3:T:220:PRO:HB3	2.36	0.55
4:U:296:LEU:O	4:U:297:PRO:C	2.44	0.55
5:W:1037:VAL:HG12	5:W:1039:PRO:CD	2.28	0.55
6:X:428:LEU:HD21	6:X:842:ALA:HA	1.89	0.55
6:X:580:HIS:NE2	6:X:616:SER:O	2.40	0.55
6:X:743:THR:HG21	6:X:822:MET:HA	1.89	0.55
3:B:341:MET:HB2	3:B:431:ILE:HD13	1.88	0.55
3:B:368:THR:HA	3:B:403:SER:HB2	1.87	0.55
3:B:543:LEU:HD21	3:B:590:VAL:HG13	1.89	0.55
2:C:41:LEU:O	2:C:42:ASN:CB	2.37	0.55
3:D:74:VAL:HG12	3:D:74:VAL:O	2.04	0.55
3:D:167:MET:HG2	3:D:215:TYR:CE1	2.42	0.55
3:H:167:MET:HG2	3:H:215:TYR:CE1	2.42	0.55
3:H:526:PRO:HG2	3:H:533:ASP:HB3	1.89	0.55
2:I:20:PHE:CE2	2:I:22:PRO:HD3	2.42	0.55
7:I:101:MYR:H142	7:I:101:MYR:C10	2.10	0.55
3:J:82:PHE:HZ	3:N:238:VAL:CG1	2.19	0.55
3:J:154:ARG:NH1	3:J:154:ARG:CB	2.68	0.55
3:J:304:ALA:O	3:J:307:ILE:HG22	2.07	0.55
3:J:545:VAL:CG2	3:L:641:ILE:CD1	2.85	0.55
2:K:41:LEU:O	2:K:42:ASN:CB	2.37	0.55
3:L:610:THR:O	3:L:612:SER:N	2.39	0.55
3:N:63:ILE:HG21	3:N:70:GLN:CD	2.27	0.55
3:P:289:LEU:CD2	3:R:515:ASN:ND2	2.68	0.55
3:P:641:ILE:CD1	3:T:545:VAL:CG2	2.85	0.55
3:R:610:THR:O	3:R:612:SER:N	2.39	0.55
3:T:44:THR:HG22	3:T:45:GLY:H	1.72	0.55
3:T:271:LEU:HG	3:T:517:LEU:CB	2.30	0.55
3:T:543:LEU:HD21	3:T:590:VAL:HG13	1.89	0.55
4:U:214:ILE:HA	4:U:223:LEU:CD1	2.37	0.55
4:U:239:PRO:O	4:U:240:ALA:HB2	2.07	0.55
4:V:192:PHE:CA	6:Y:376:LEU:CD2	2.85	0.55
5:W:409:ILE:HG23	5:W:413:GLN:CD	2.27	0.55
5:W:929:MET:HE3	5:W:981:LEU:HD11	1.87	0.55

Continued on next page...

Continued from previous page...

Atom-1	Atom-2	Interatomic distance (Å)	Clash overlap (Å)
6:X:429:ASN:ND2	6:X:429:ASN:H	2.05	0.55
6:X:603:VAL:CG1	6:Y:715:VAL:CG1	2.73	0.55
6:X:650:TRP:HB3	6:X:773:ARG:HD3	1.89	0.55
6:X:1096:GLU:HG3	6:X:1118:CYS:HB2	1.88	0.55
6:Y:266:PRO:HA	6:Y:976:ASN:HD21	1.72	0.55
6:Y:410:HIS:CD2	6:Y:411:GLN:H	2.21	0.55
6:Y:835:HIS:HE1	6:Y:1212:SER:HA	1.72	0.55
3:B:80:GLU:O	3:B:84:LYS:HB2	2.07	0.55
3:B:336:THR:HG23	3:B:456:ASN:OD1	2.06	0.55
2:C:32:PRO:HA	3:H:612:SER:O	2.07	0.55
3:D:58:ILE:HD11	3:D:127:LEU:CD2	2.37	0.55
3:D:358:LEU:CB	3:D:417:PHE:CE1	2.90	0.55
3:D:418:ASN:CG	3:F:337:ARG:HH21	2.09	0.55
3:D:545:VAL:CG2	3:F:641:ILE:CD1	2.85	0.55
2:E:35:ASP:O	2:E:36:LEU:HD23	2.06	0.55
3:F:49:ARG:NH1	3:F:115:THR:HG22	2.18	0.55
3:J:237:GLU:OE1	3:L:46:LYS:NZ	2.38	0.55
3:J:412:ARG:HH22	3:L:356:THR:HG23	1.65	0.55
3:L:63:ILE:HG21	3:L:70:GLN:CD	2.27	0.55
3:L:427:GLU:HB2	3:L:430:THR:HG23	1.87	0.55
2:M:20:PHE:CE2	2:M:22:PRO:HD3	2.42	0.55
3:N:49:ARG:NH1	3:N:115:THR:HG22	2.18	0.55
3:P:67:ARG:HG3	3:P:67:ARG:HH11	1.72	0.55
3:P:262:ALA:HB1	3:P:520:VAL:HG13	1.89	0.55
3:R:87:PHE:HD1	3:T:121:ALA:HB2	1.61	0.55
3:R:416:ARG:CB	3:T:298:PHE:HE1	2.16	0.55
5:W:79:LEU:HB2	5:W:83:ASP:OD1	2.07	0.55
5:W:409:ILE:CG2	5:W:414:ALA:HB2	2.36	0.55
5:W:521:ALA:CB	5:W:531:PRO:HD3	2.37	0.55
5:W:620:VAL:HG21	5:W:627:PHE:CZ	2.42	0.55
5:W:645:VAL:O	5:W:647:PRO:CD	2.47	0.55
5:W:679:LEU:HD22	5:W:1068:VAL:CG1	2.36	0.55
5:W:993:PRO:HA	5:W:1017:ILE:CD1	2.36	0.55
6:X:325:THR:OG1	6:X:328:ARG:HB2	2.07	0.55
6:X:417:VAL:HG13	6:X:418:GLN:N	2.19	0.55
6:X:524:ASP:O	6:X:526:ALA:N	2.39	0.55
6:X:789:ASP:HB3	6:X:933:ASP:CB	2.37	0.55
6:X:1054:VAL:HG11	6:Y:835:HIS:CE1	2.42	0.55
6:Y:126:PHE:CD2	6:Y:132:LEU:HA	2.41	0.55
6:Y:207:LEU:HD21	6:Y:265:PRO:HB3	1.87	0.55
2:A:28:SER:CB	3:B:215:TYR:HA	2.36	0.55

Continued on next page...

Continued from previous page...

Atom-1	Atom-2	Interatomic distance (Å)	Clash overlap (Å)
3:B:471:LEU:H	3:B:471:LEU:HD23	1.72	0.55
3:D:269:LYS:HG2	3:D:516:LYS:HZ3	1.72	0.55
3:D:410:ASN:HD22	3:F:456:ASN:HB3	1.70	0.55
3:F:526:PRO:HG2	3:F:533:ASP:HB3	1.89	0.55
2:G:20:PHE:CE2	2:G:22:PRO:HD3	2.42	0.55
3:H:44:THR:HG22	3:H:45:GLY:H	1.72	0.55
3:H:358:LEU:CB	3:H:417:PHE:CE1	2.90	0.55
3:J:358:LEU:CB	3:J:417:PHE:CE1	2.90	0.55
3:L:147:ARG:CB	3:L:147:ARG:HH11	2.18	0.55
3:L:212:ILE:CD1	3:L:220:PRO:HB3	2.37	0.55
3:L:304:ALA:O	3:L:307:ILE:HG22	2.07	0.55
3:N:526:PRO:HG2	3:N:533:ASP:HB3	1.89	0.55
3:P:304:ALA:O	3:P:307:ILE:HG22	2.07	0.55
3:P:357:ILE:CG2	3:P:359:PRO:HD3	2.36	0.55
3:P:543:LEU:HD21	3:P:590:VAL:HG13	1.89	0.55
3:P:612:SER:O	2:Q:32:PRO:HA	2.07	0.55
2:Q:28:SER:CB	3:R:215:TYR:HA	2.36	0.55
3:R:456:ASN:C	3:R:456:ASN:HD22	2.09	0.55
3:R:545:VAL:CG2	3:T:641:ILE:CD1	2.85	0.55
4:U:342:ARG:O	4:U:342:ARG:HD2	2.07	0.55
5:W:641:THR:H	5:W:660:GLY:HA3	1.72	0.55
5:W:918:ILE:O	5:W:922:VAL:HG23	2.06	0.55
6:X:705:ILE:CG2	6:X:737:ARG:HB3	2.32	0.55
6:X:827:THR:HG21	6:X:831:LEU:HD23	1.87	0.55
6:X:1052:LEU:O	6:X:1056:VAL:HG23	2.06	0.55
6:Y:71:SER:O	6:Y:79:ILE:HG22	2.06	0.55
6:Y:259:LEU:HD11	6:Y:303:GLN:CG	2.28	0.55
6:Y:400:GLU:HG2	6:Y:400:GLU:O	2.05	0.55
6:Y:668:LEU:HD12	6:Y:767:PHE:CE1	2.42	0.55
6:Y:1021:VAL:HG22	6:Y:1030:GLN:O	2.07	0.55
6:Y:1210:VAL:HG22	6:Y:1211:ARG:N	2.18	0.55
2:A:20:PHE:CE2	2:A:22:PRO:HD3	2.42	0.55
3:D:49:ARG:NH2	3:D:115:THR:CG2	2.70	0.55
3:D:262:ALA:HB1	3:D:520:VAL:HG13	1.89	0.55
3:F:262:ALA:HB1	3:F:520:VAL:HG13	1.89	0.55
3:L:167:MET:HG2	3:L:215:TYR:CE1	2.42	0.55
3:N:357:ILE:HD11	3:N:414:GLN:CG	2.36	0.55
3:N:471:LEU:HD23	3:N:471:LEU:H	1.72	0.55
3:N:543:LEU:HD21	3:N:590:VAL:HG13	1.89	0.55
3:P:63:ILE:HG21	3:P:70:GLN:CD	2.27	0.55
3:P:341:MET:HB2	3:P:431:ILE:HD13	1.89	0.55

Continued on next page...

Continued from previous page...

Atom-1	Atom-2	Interatomic distance (Å)	Clash overlap (Å)
3:P:358:LEU:CB	3:P:417:PHE:CE1	2.90	0.55
5:W:81:TYR:HA	5:W:180:LEU:CD2	2.36	0.55
5:W:259:ALA:HB2	5:W:304:LEU:HB2	1.89	0.55
5:W:554:PHE:CZ	5:W:572:THR:HG21	2.41	0.55
5:W:805:VAL:CG1	5:W:1006:SER:HB3	2.36	0.55
5:W:916:GLN:HG2	5:W:916:GLN:O	2.06	0.55
6:X:201:CYS:HB2	6:X:399:ARG:CZ	2.36	0.55
6:X:441:LEU:HD23	6:X:443:PRO:HD3	1.88	0.55
6:X:795:ASP:OD1	6:X:798:VAL:HG21	2.07	0.55
6:Y:1015:GLY:HA3	6:Y:1034:ASP:HA	1.88	0.55
3:B:280:LEU:HD12	3:B:486:PRO:CG	2.36	0.54
3:D:87:PHE:HD1	3:F:121:ALA:HB2	1.61	0.54
2:E:20:PHE:CE2	2:E:22:PRO:HD3	2.42	0.54
3:F:238:VAL:CG1	3:H:82:PHE:HZ	2.19	0.54
3:F:272:ASP:O	3:F:273:LEU:CD2	2.56	0.54
3:H:63:ILE:HG21	3:H:70:GLN:CD	2.27	0.54
3:J:337:ARG:HH21	3:N:418:ASN:CG	2.09	0.54
3:J:471:LEU:HD23	3:J:471:LEU:H	1.72	0.54
3:L:262:ALA:HB1	3:L:520:VAL:HG13	1.89	0.54
3:N:80:GLU:O	3:N:84:LYS:HB2	2.07	0.54
3:P:238:VAL:CG1	3:R:82:PHE:HZ	2.19	0.54
7:Q:101:MYR:H71	3:R:200:CYS:SG	2.45	0.54
3:R:596:MET:O	3:R:597:LEU:HB2	2.05	0.54
3:T:167:MET:HG2	3:T:215:TYR:CE1	2.41	0.54
3:T:341:MET:CB	3:T:437:ILE:HG23	2.29	0.54
4:U:263:GLN:HA	4:U:263:GLN:NE2	2.22	0.54
5:W:224:PRO:CG	5:W:244:THR:HG22	2.37	0.54
5:W:423:LEU:HD23	5:W:426:LEU:HD13	1.88	0.54
6:X:206:LEU:H	6:X:206:LEU:CD2	2.15	0.54
6:X:843:PRO:HG2	6:X:844:LEU:H	1.71	0.54
6:X:892:ASP:OD2	6:X:897:ALA:HB2	2.06	0.54
6:X:1011:VAL:HG12	6:X:1011:VAL:O	2.07	0.54
6:X:1125:TYR:HB2	6:X:1126:PRO:HD2	1.89	0.54
6:X:1156:THR:HG21	6:X:1161:ASN:N	2.22	0.54
6:Y:40:ASN:HB3	6:Y:66:SER:CB	2.33	0.54
6:Y:294:ARG:HB3	6:Y:890:GLN:HB2	1.89	0.54
6:Y:709:ILE:HA	6:Y:733:MET:HE1	1.89	0.54
3:B:287:PRO:O	3:B:471:LEU:HD11	2.05	0.54
3:D:272:ASP:O	3:D:273:LEU:CD2	2.56	0.54
3:D:304:ALA:O	3:D:307:ILE:HG22	2.07	0.54
3:D:612:SER:O	2:E:32:PRO:HA	2.07	0.54

Continued on next page...

Continued from previous page...

Atom-1	Atom-2	Interatomic distance (Å)	Clash overlap (Å)
3:F:167:MET:HG2	3:F:215:TYR:CE1	2.42	0.54
3:H:280:LEU:HD12	3:H:486:PRO:CG	2.36	0.54
3:N:304:ALA:O	3:N:307:ILE:HG22	2.07	0.54
2:O:20:PHE:CE2	2:O:22:PRO:HD3	2.42	0.54
3:P:80:GLU:O	3:P:84:LYS:HB2	2.07	0.54
3:R:272:ASP:O	3:R:273:LEU:CD2	2.56	0.54
3:T:67:ARG:HG3	3:T:67:ARG:HH11	1.72	0.54
3:T:350:THR:HG22	3:T:465:THR:O	2.07	0.54
3:T:526:PRO:HG2	3:T:533:ASP:HB3	1.89	0.54
4:U:178:THR:CB	6:X:376:LEU:CD2	2.84	0.54
4:U:248:LEU:HD12	4:U:249:LYS:H	1.72	0.54
4:V:64:ARG:NH2	6:X:1027:LEU:HD13	2.23	0.54
4:V:182:ILE:HD13	4:V:182:ILE:O	2.07	0.54
5:W:466:ASP:H	5:W:470:MET:HG3	1.71	0.54
5:W:1060:VAL:HG23	5:W:1113:THR:O	2.06	0.54
6:X:202:THR:HA	6:X:392:ASP:OD1	2.08	0.54
6:X:476:LEU:HD13	6:X:480:LEU:HD23	1.89	0.54
6:Y:655:GLU:HB2	6:Y:675:MET:O	2.07	0.54
6:Y:672:SER:O	6:Y:673:ASN:C	2.46	0.54
3:B:67:ARG:HH11	3:B:67:ARG:HG3	1.72	0.54
3:D:58:ILE:O	3:D:59:ASP:CB	2.56	0.54
3:D:82:PHE:HZ	3:H:238:VAL:CG1	2.19	0.54
3:F:545:VAL:CG2	3:H:641:ILE:CD1	2.85	0.54
3:H:272:ASP:O	3:H:273:LEU:CD2	2.56	0.54
3:J:371:PRO:HB3	3:J:459:LEU:HD11	1.90	0.54
3:L:178:SER:CB	2:Q:3:ASN:HD22	2.17	0.54
3:N:212:ILE:CD1	3:N:220:PRO:HB3	2.36	0.54
3:P:272:ASP:O	3:P:273:LEU:CD2	2.56	0.54
3:P:526:PRO:HG2	3:P:533:ASP:HB3	1.89	0.54
3:P:610:THR:O	3:P:612:SER:N	2.39	0.54
2:Q:13:ILE:HG23	2:Q:14:THR:N	2.20	0.54
3:R:80:GLU:O	3:R:84:LYS:HB2	2.07	0.54
2:S:20:PHE:CE2	2:S:22:PRO:HD3	2.42	0.54
3:T:371:PRO:HB3	3:T:459:LEU:HD11	1.90	0.54
4:U:26:LEU:HD21	4:U:100:LEU:HD12	1.89	0.54
5:W:66:ASN:O	5:W:174:GLY:HA3	2.07	0.54
5:W:995:CYS:HA	5:W:997:TRP:CZ3	2.42	0.54
5:W:1101:THR:O	5:W:1101:THR:HG23	2.08	0.54
6:X:681:ASN:HD22	6:X:752:PRO:HG2	1.72	0.54
6:X:985:VAL:HG22	6:X:1137:PHE:HE2	1.72	0.54
6:Y:202:THR:HG21	6:Y:390:LEU:CD1	2.37	0.54

Continued on next page...

Continued from previous page...

Atom-1	Atom-2	Interatomic distance (Å)	Clash overlap (Å)
6:Y:312:ASN:HB3	6:Y:1196:ARG:NH1	2.22	0.54
6:Y:775:VAL:HG12	6:Y:775:VAL:O	2.06	0.54
3:B:63:ILE:HG21	3:B:70:GLN:CD	2.27	0.54
3:B:272:ASP:O	3:B:273:LEU:CD2	2.56	0.54
3:D:80:GLU:O	3:D:84:LYS:HB2	2.07	0.54
3:D:641:ILE:CD1	3:H:545:VAL:CG2	2.85	0.54
3:F:152:ARG:HH11	3:F:152:ARG:CA	2.21	0.54
2:I:32:PRO:HA	3:N:612:SER:O	2.07	0.54
3:J:67:ARG:HH11	3:J:67:ARG:HG3	1.72	0.54
3:J:272:ASP:O	3:J:273:LEU:CD2	2.56	0.54
7:K:101:MYR:C2	3:L:191:LYS:HZ3	2.03	0.54
3:L:154:ARG:NH1	3:L:154:ARG:CB	2.68	0.54
3:N:262:ALA:HB1	3:N:520:VAL:HG13	1.89	0.54
3:N:287:PRO:O	3:N:471:LEU:HD11	2.05	0.54
2:O:32:PRO:HA	3:T:612:SER:O	2.07	0.54
3:P:199:LEU:HD11	3:P:203:TYR:HE2	1.73	0.54
3:P:371:PRO:HB3	3:P:459:LEU:HD11	1.90	0.54
2:Q:20:PHE:CE2	2:Q:22:PRO:HD3	2.42	0.54
3:R:346:ASP:HB3	3:R:428:ARG:N	2.15	0.54
3:R:543:LEU:HD21	3:R:590:VAL:HG13	1.89	0.54
3:T:304:ALA:O	3:T:307:ILE:HG22	2.07	0.54
3:T:358:LEU:CB	3:T:417:PHE:CE1	2.90	0.54
3:T:491:ALA:HB2	3:T:592:THR:CB	2.32	0.54
4:U:241:LEU:HA	6:X:1179:VAL:CG1	2.37	0.54
4:V:9:LEU:HD23	4:V:119:LEU:HD23	1.88	0.54
5:W:175:CYS:C	5:W:177:TYR:H	2.10	0.54
5:W:432:PHE:CG	5:W:481:ALA:HB2	2.43	0.54
5:W:558:VAL:HG22	5:W:561:GLY:H	1.71	0.54
5:W:651:ASN:HB2	5:W:688:ILE:HG21	1.88	0.54
5:W:896:ILE:O	5:W:897:PHE:HB2	2.07	0.54
6:X:377:ILE:HD11	6:X:436:LEU:HG	1.88	0.54
6:X:476:LEU:CD1	6:X:533:ALA:HA	2.37	0.54
6:X:560:LEU:HD21	6:X:729:MET:HE1	1.88	0.54
6:Y:83:THR:O	6:Y:87:ILE:HG13	2.07	0.54
6:Y:197:ASP:HA	6:Y:253:GLY:HA3	1.88	0.54
6:Y:479:LEU:HB3	6:Y:758:LEU:CD1	2.35	0.54
3:B:44:THR:HG22	3:B:45:GLY:H	1.72	0.54
3:B:167:MET:HG2	3:B:215:TYR:CE1	2.42	0.54
3:B:300:LYS:HB2	3:B:303:ASP:OD2	2.08	0.54
3:D:56:ALA:HB1	3:D:61:LEU:CG	2.38	0.54
3:D:199:LEU:HD11	3:D:203:TYR:HE2	1.73	0.54

Continued on next page...

Continued from previous page...

Atom-1	Atom-2	Interatomic distance (Å)	Clash overlap (Å)
3:F:63:ILE:HG21	3:F:70:GLN:CD	2.27	0.54
3:F:373:PHE:HD2	3:F:397:VAL:CG1	2.21	0.54
3:H:80:GLU:O	3:H:84:LYS:HB2	2.07	0.54
3:H:354:SER:HB2	3:H:419:MET:CA	2.35	0.54
3:H:373:PHE:HD2	3:H:397:VAL:CG1	2.21	0.54
3:J:63:ILE:HG21	3:J:70:GLN:CD	2.27	0.54
3:L:416:ARG:CB	3:N:298:PHE:HE1	2.16	0.54
3:N:272:ASP:O	3:N:273:LEU:CD2	2.56	0.54
3:N:346:ASP:HB3	3:N:428:ARG:N	2.15	0.54
3:P:273:LEU:HA	3:R:630:LEU:HD11	1.90	0.54
3:P:350:THR:HG22	3:P:465:THR:O	2.07	0.54
2:Q:35:ASP:O	2:Q:36:LEU:HD23	2.06	0.54
3:T:272:ASP:O	3:T:273:LEU:CD2	2.56	0.54
5:W:329:THR:HG23	5:W:332:ASP:H	1.73	0.54
5:W:470:MET:HG2	5:W:473:ARG:HH21	1.71	0.54
5:W:625:ARG:HH11	5:W:625:ARG:CG	2.17	0.54
5:W:799:LEU:HD22	5:W:799:LEU:H	1.73	0.54
5:W:1038:ASN:HB2	5:W:1049:ALA:HB3	1.88	0.54
6:X:392:ASP:HB2	6:X:1188:ILE:HG22	1.90	0.54
6:X:622:PRO:O	6:X:626:LEU:HD22	2.07	0.54
6:X:751:CYS:HB3	6:X:752:PRO:HD3	1.88	0.54
6:X:784:LEU:HD21	6:X:801:ARG:HA	1.88	0.54
6:Y:126:PHE:CZ	6:Y:135:HIS:HB2	2.43	0.54
6:Y:208:ASP:HA	6:Y:241:ASN:HA	1.89	0.54
6:Y:455:GLN:HA	6:Y:455:GLN:OE1	2.08	0.54
6:Y:799:ASP:OD1	6:Y:801:ARG:HD2	2.08	0.54
6:Y:1064:TRP:CH2	6:Y:1100:LEU:HD13	2.42	0.54
3:B:350:THR:HG22	3:B:465:THR:O	2.07	0.54
3:J:57:THR:CG2	3:J:58:ILE:N	2.70	0.54
3:J:300:LYS:HB2	3:J:303:ASP:OD2	2.08	0.54
3:J:543:LEU:HD21	3:J:590:VAL:HG13	1.89	0.54
3:L:354:SER:HB2	3:L:419:MET:CA	2.35	0.54
3:L:471:LEU:HD23	3:L:471:LEU:H	1.72	0.54
3:P:300:LYS:HB2	3:P:303:ASP:OD2	2.08	0.54
3:R:287:PRO:O	3:R:471:LEU:HD11	2.05	0.54
3:R:371:PRO:HB3	3:R:459:LEU:HD11	1.90	0.54
3:T:280:LEU:HD12	3:T:486:PRO:CG	2.36	0.54
4:U:224:ASN:HD22	4:U:226:SER:H	1.53	0.54
4:U:266:TYR:CD1	4:U:300:ILE:HG22	2.42	0.54
5:W:63:PRO:O	5:W:65:LEU:N	2.41	0.54
5:W:75:ILE:CD1	5:W:199:PRO:HG2	2.37	0.54

Continued on next page...

Continued from previous page...

Atom-1	Atom-2	Interatomic distance (Å)	Clash overlap (Å)
5:W:164:VAL:HG13	5:W:169:VAL:HG22	1.89	0.54
5:W:454:PRO:HA	5:W:457:LEU:CD2	2.37	0.54
5:W:818:PHE:CE2	5:W:989:HIS:ND1	2.61	0.54
6:X:527:ALA:HB3	6:X:817:ALA:HB3	1.89	0.54
6:X:616:SER:CB	6:Y:723:ASP:CB	2.64	0.54
6:X:926:TYR:O	6:Y:740:LYS:HB3	2.07	0.54
6:X:1017:PHE:CZ	6:Y:426:ASN:O	2.60	0.54
6:X:1040:ASP:OD1	6:X:1040:ASP:N	2.39	0.54
6:Y:117:TYR:HB3	6:Y:132:LEU:CD2	2.30	0.54
3:B:346:ASP:HB3	3:B:428:ARG:N	2.15	0.54
3:D:48:TRP:CZ2	3:D:63:ILE:HG23	2.42	0.54
3:D:471:LEU:HD23	3:D:471:LEU:H	1.72	0.54
3:D:543:LEU:HD21	3:D:590:VAL:HG13	1.89	0.54
3:J:262:ALA:HB1	3:J:520:VAL:HG13	1.89	0.54
3:J:350:THR:HG22	3:J:465:THR:O	2.07	0.54
3:L:273:LEU:HA	3:N:630:LEU:HD11	1.90	0.54
3:L:350:THR:HG22	3:L:465:THR:O	2.07	0.54
3:L:431:ILE:HD13	3:L:437:ILE:HG23	1.82	0.54
3:N:44:THR:HG22	3:N:45:GLY:H	1.72	0.54
3:N:373:PHE:HD2	3:N:397:VAL:CG1	2.21	0.54
3:P:410:ASN:ND2	3:R:455:SER:O	2.41	0.54
3:P:472:ARG:NH1	3:R:530:ARG:HD3	2.19	0.54
3:R:63:ILE:HG21	3:R:70:GLN:CD	2.27	0.54
3:R:350:THR:HG22	3:R:465:THR:O	2.07	0.54
3:T:152:ARG:HH11	3:T:152:ARG:CA	2.21	0.54
4:U:186:ALA:HB2	4:U:282:ALA:O	2.08	0.54
4:U:209:ARG:HA	4:U:290:VAL:HG21	1.90	0.54
5:W:23:LEU:HD23	5:W:23:LEU:C	2.28	0.54
5:W:58:VAL:HG22	5:W:179:THR:HG22	1.90	0.54
5:W:1168:PHE:HD1	5:W:1173:TYR:CE1	2.25	0.54
6:X:528:PHE:HZ	6:X:747:ILE:CD1	2.21	0.54
6:X:528:PHE:CZ	6:X:747:ILE:HD11	2.42	0.54
6:X:948:GLU:O	6:X:948:GLU:HG3	2.07	0.54
6:X:984:LEU:HB2	6:X:1074:VAL:HG22	1.88	0.54
6:X:1066:MET:HB3	6:X:1072:THR:CG2	2.34	0.54
6:Y:224:TRP:HB3	6:Y:229:TYR:CE1	2.43	0.54
6:Y:298:LEU:CD1	6:Y:885:LEU:HD12	2.38	0.54
6:Y:784:LEU:HB3	6:Y:799:ASP:HB3	1.90	0.54
3:B:357:ILE:CG2	3:B:359:PRO:HD3	2.36	0.54
3:F:296:PRO:O	3:F:297:ALA:HB3	2.08	0.54
3:H:304:ALA:O	3:H:307:ILE:HG22	2.07	0.54

Continued on next page...

Continued from previous page...

Atom-1	Atom-2	Interatomic distance (Å)	Clash overlap (Å)
3:J:373:PHE:HD2	3:J:397:VAL:CG1	2.21	0.54
3:J:641:ILE:CD1	3:N:545:VAL:CG2	2.85	0.54
2:K:20:PHE:CE2	2:K:22:PRO:HD3	2.42	0.54
2:K:35:ASP:O	2:K:36:LEU:HD23	2.06	0.54
3:L:152:ARG:HH11	3:L:152:ARG:CA	2.21	0.54
3:L:543:LEU:HD21	3:L:590:VAL:HG13	1.89	0.54
3:N:371:PRO:HB3	3:N:459:LEU:HD11	1.90	0.54
3:P:152:ARG:HH11	3:P:152:ARG:CA	2.21	0.54
3:P:280:LEU:HD12	3:P:486:PRO:CG	2.36	0.54
3:R:273:LEU:HA	3:T:630:LEU:HD11	1.90	0.54
3:R:358:LEU:CB	3:R:417:PHE:CE1	2.90	0.54
3:T:346:ASP:HB3	3:T:428:ARG:N	2.15	0.54
3:T:368:THR:CG2	3:T:446:PRO:HG3	2.38	0.54
3:T:610:THR:O	3:T:612:SER:N	2.39	0.54
4:U:270:ILE:HD13	4:U:398:GLY:HA3	1.89	0.54
4:V:366:ILE:O	4:V:370:LEU:HD23	2.07	0.54
5:W:714:ARG:HE	5:W:758:THR:CG2	2.21	0.54
5:W:815:TYR:CD1	5:W:1025:ILE:HD11	2.42	0.54
6:X:557:ILE:CA	6:X:592:LEU:HD21	2.37	0.54
6:X:945:VAL:O	6:X:945:VAL:HG13	2.08	0.54
6:Y:299:LEU:HD21	6:Y:904:ALA:CB	2.37	0.54
6:Y:448:SER:HB2	6:Y:664:GLY:HA2	1.88	0.54
6:Y:459:LEU:HD23	6:Y:785:VAL:HG22	1.89	0.54
6:Y:1020:ILE:CD1	6:Y:1041:ILE:HD11	2.38	0.54
3:B:199:LEU:HD11	3:B:203:TYR:HE2	1.73	0.54
3:D:44:THR:HG22	3:D:45:GLY:H	1.72	0.54
3:D:469:VAL:HG21	3:F:575:MET:HE2	1.70	0.54
3:F:196:LEU:HD22	3:F:196:LEU:H	1.73	0.54
3:H:199:LEU:HD11	3:H:203:TYR:HE2	1.73	0.54
3:H:341:MET:HB2	3:H:431:ILE:HD13	1.88	0.54
3:J:152:ARG:HH11	3:J:152:ARG:CA	2.21	0.54
3:J:158:LEU:N	3:J:158:LEU:HD23	2.23	0.54
3:J:624:LEU:HD22	3:J:628:GLN:OE1	2.08	0.54
3:L:80:GLU:O	3:L:84:LYS:HB2	2.07	0.54
3:L:215:TYR:C	3:L:217:ALA:H	2.09	0.54
3:L:341:MET:HB2	3:L:431:ILE:HD13	1.88	0.54
3:N:161:LYS:HE2	3:N:162:HIS:ND1	2.23	0.54
3:N:300:LYS:HB2	3:N:303:ASP:OD2	2.08	0.54
3:P:412:ARG:NH1	3:R:459:LEU:CD2	2.71	0.54
3:P:630:LEU:HD11	3:T:273:LEU:HA	1.90	0.54
3:R:418:ASN:CG	3:T:337:ARG:HH21	2.09	0.54

Continued on next page...

Continued from previous page...

Atom-1	Atom-2	Interatomic distance (Å)	Clash overlap (Å)
3:R:422:LEU:O	3:R:423:GLN:HB3	2.08	0.54
3:T:80:GLU:O	3:T:84:LYS:HB2	2.07	0.54
3:T:373:PHE:HD2	3:T:397:VAL:CG1	2.21	0.54
5:W:10:VAL:HG22	5:W:319:GLN:O	2.08	0.54
5:W:766:LEU:CD1	5:W:841:ARG:HH22	2.17	0.54
5:W:843:LEU:HD23	5:W:854:MET:HE1	1.89	0.54
6:X:415:GLN:O	6:X:417:VAL:N	2.41	0.54
6:X:676:VAL:HG22	6:X:768:GLN:OE1	2.08	0.54
6:X:1130:ALA:HB2	6:Y:104:GLN:HB3	1.77	0.54
6:Y:1037:VAL:CG1	6:Y:1039:ARG:NH2	2.71	0.54
3:B:255:SER:HA	3:B:258:THR:CG2	2.38	0.54
3:D:296:PRO:O	3:D:297:ALA:HB3	2.08	0.54
3:D:412:ARG:NH1	3:F:459:LEU:CD2	2.71	0.54
3:F:484:ILE:HG22	3:F:485:VAL:H	1.73	0.54
3:F:494:THR:HG23	3:F:497:GLU:OE1	2.08	0.54
3:F:624:LEU:HD22	3:F:628:GLN:OE1	2.08	0.54
3:H:196:LEU:H	3:H:196:LEU:HD22	1.73	0.54
3:H:543:LEU:HD21	3:H:590:VAL:HG13	1.89	0.54
3:J:199:LEU:HD11	3:J:203:TYR:HE2	1.73	0.54
3:L:373:PHE:HD2	3:L:397:VAL:CG1	2.21	0.54
3:L:412:ARG:NH1	3:N:459:LEU:CD2	2.71	0.54
3:N:137:ILE:HD13	3:N:142:ILE:HG13	1.89	0.54
3:N:161:LYS:HD3	3:N:162:HIS:CA	2.36	0.54
3:P:459:LEU:CD2	3:T:412:ARG:NH1	2.71	0.54
3:P:471:LEU:HD23	3:P:471:LEU:H	1.72	0.54
3:R:410:ASN:ND2	3:T:455:SER:O	2.41	0.54
3:T:158:LEU:HD23	3:T:158:LEU:N	2.23	0.54
3:T:199:LEU:HD11	3:T:203:TYR:HE2	1.73	0.54
4:V:64:ARG:NH2	6:X:1027:LEU:HD22	2.23	0.54
5:W:39:LEU:HD12	5:W:43:LEU:HB2	1.89	0.54
5:W:632:PHE:O	5:W:636:ALA:HB2	2.08	0.54
5:W:821:GLU:HA	5:W:824:ARG:HH21	1.73	0.54
5:W:932:GLN:HG2	5:W:932:GLN:O	2.08	0.54
6:X:259:LEU:O	6:X:307:SER:HB3	2.07	0.54
6:X:423:CYS:HB3	6:X:845:PHE:CE1	2.43	0.54
6:X:891:PHE:CD1	6:X:891:PHE:O	2.61	0.54
6:Y:29:THR:CG2	6:Y:68:PRO:HB2	2.38	0.54
6:Y:223:THR:HG22	6:Y:223:THR:O	2.06	0.54
6:Y:863:ALA:O	6:Y:920:LEU:HD22	2.08	0.54
3:B:212:ILE:CD1	3:B:220:PRO:HB3	2.36	0.53
3:B:373:PHE:HD2	3:B:397:VAL:CG1	2.21	0.53

Continued on next page...

Continued from previous page...

Atom-1	Atom-2	Interatomic distance (Å)	Clash overlap (Å)
2:C:35:ASP:O	2:C:36:LEU:HD23	2.06	0.53
3:D:526:PRO:HG2	3:D:533:ASP:HB3	1.89	0.53
3:F:215:TYR:C	3:F:217:ALA:H	2.09	0.53
3:F:350:THR:HG22	3:F:465:THR:O	2.07	0.53
3:F:431:ILE:CG1	3:F:437:ILE:HG21	2.38	0.53
3:H:350:THR:HG22	3:H:465:THR:O	2.07	0.53
3:J:455:SER:O	3:N:410:ASN:ND2	2.41	0.53
3:J:484:ILE:HG22	3:J:485:VAL:H	1.73	0.53
3:L:296:PRO:O	3:L:297:ALA:HB3	2.08	0.53
3:L:624:LEU:HD22	3:L:628:GLN:OE1	2.08	0.53
3:N:350:THR:HG22	3:N:465:THR:O	2.07	0.53
3:N:494:THR:HG23	3:N:497:GLU:OE1	2.08	0.53
3:R:229:ASP:O	3:R:230:ALA:HB3	2.09	0.53
3:R:300:LYS:HB2	3:R:303:ASP:OD2	2.08	0.53
3:R:373:PHE:HD2	3:R:397:VAL:CG1	2.21	0.53
4:U:316:THR:HG22	4:U:317:GLY:N	2.22	0.53
4:V:178:THR:HB	6:Y:407:ARG:HB3	1.89	0.53
6:X:215:LEU:CD2	6:X:215:LEU:N	2.72	0.53
6:X:356:ASN:ND2	6:X:1151:ALA:HB1	2.22	0.53
6:X:411:GLN:CG	6:X:445:PHE:CD2	2.91	0.53
6:X:652:GLN:NE2	6:X:773:ARG:HE	2.05	0.53
3:B:367:SER:O	3:B:368:THR:HB	2.08	0.53
3:D:410:ASN:ND2	3:F:455:SER:O	2.41	0.53
3:F:346:ASP:HB3	3:F:428:ARG:N	2.15	0.53
3:F:368:THR:CG2	3:F:446:PRO:HG3	2.38	0.53
3:F:412:ARG:NH1	3:H:459:LEU:CD2	2.71	0.53
3:F:471:LEU:H	3:F:471:LEU:HD23	1.72	0.53
3:J:255:SER:HA	3:J:258:THR:CG2	2.38	0.53
3:J:630:LEU:HD11	3:N:273:LEU:HA	1.90	0.53
3:L:255:SER:HA	3:L:258:THR:CG2	2.39	0.53
3:N:67:ARG:HH11	3:N:67:ARG:HG3	1.72	0.53
3:N:229:ASP:O	3:N:230:ALA:HB3	2.09	0.53
3:P:229:ASP:O	3:P:230:ALA:HB3	2.09	0.53
3:P:431:ILE:CG1	3:P:437:ILE:HG21	2.38	0.53
3:R:152:ARG:HH11	3:R:152:ARG:CA	2.21	0.53
3:T:300:LYS:HB2	3:T:303:ASP:OD2	2.08	0.53
3:T:422:LEU:O	3:T:423:GLN:HB3	2.08	0.53
4:U:228:THR:HG22	4:U:233:TYR:CD2	2.43	0.53
5:W:77:ASN:N	5:W:78:PRO:HD3	2.23	0.53
5:W:823:THR:CG2	5:W:846:ILE:HG23	2.38	0.53
6:X:519:GLN:H	6:X:520:PRO:HD3	1.72	0.53

Continued on next page...

Continued from previous page...

Atom-1	Atom-2	Interatomic distance (Å)	Clash overlap (Å)
6:X:617:HIS:CE1	6:X:619:GLY:H	2.25	0.53
6:X:1017:PHE:HZ	6:Y:426:ASN:O	1.91	0.53
6:X:1100:LEU:HD21	6:X:1136:ALA:HB2	1.90	0.53
6:Y:407:ARG:NH2	6:Y:410:HIS:ND1	2.56	0.53
3:B:269:LYS:HG2	3:B:516:LYS:HZ3	1.74	0.53
3:B:296:PRO:O	3:B:297:ALA:HB3	2.08	0.53
3:B:526:PRO:HG2	3:B:533:ASP:HB3	1.89	0.53
3:D:158:LEU:HD23	3:D:158:LEU:N	2.23	0.53
3:D:255:SER:HA	3:D:258:THR:CG2	2.38	0.53
3:D:373:PHE:HD2	3:D:397:VAL:CG1	2.21	0.53
3:D:549:LEU:HB3	3:F:644:LEU:CD1	2.33	0.53
3:D:624:LEU:HD22	3:D:628:GLN:OE1	2.08	0.53
3:F:300:LYS:HB2	3:F:303:ASP:OD2	2.08	0.53
3:F:367:SER:O	3:F:368:THR:HB	2.08	0.53
3:H:367:SER:O	3:H:368:THR:HB	2.08	0.53
3:J:296:PRO:O	3:J:297:ALA:HB3	2.08	0.53
3:L:49:ARG:NH1	3:L:115:THR:HG22	2.18	0.53
3:L:196:LEU:H	3:L:196:LEU:HD22	1.73	0.53
3:L:300:LYS:HB2	3:L:303:ASP:OD2	2.08	0.53
3:L:431:ILE:CG1	3:L:437:ILE:HG21	2.38	0.53
3:P:367:SER:O	3:P:368:THR:HB	2.08	0.53
3:P:373:PHE:HD2	3:P:397:VAL:CG1	2.21	0.53
3:P:416:ARG:CB	3:R:298:PHE:HE1	2.16	0.53
3:P:624:LEU:HD22	3:P:628:GLN:OE1	2.08	0.53
3:T:196:LEU:H	3:T:196:LEU:HD22	1.73	0.53
4:U:37:TRP:HA	4:U:37:TRP:HE3	1.73	0.53
4:V:185:LEU:HD22	4:V:211:LEU:HD21	1.89	0.53
6:X:269:SER:O	6:X:270:SER:CB	2.56	0.53
2:C:20:PHE:CE2	2:C:22:PRO:HD3	2.42	0.53
3:D:300:LYS:HB2	3:D:303:ASP:OD2	2.08	0.53
3:D:494:THR:HG23	3:D:497:GLU:OE1	2.08	0.53
2:E:27:THR:O	2:E:27:THR:CG2	2.38	0.53
3:F:199:LEU:HD11	3:F:203:TYR:HE2	1.73	0.53
3:F:273:LEU:HA	3:H:630:LEU:HD11	1.90	0.53
3:H:158:LEU:HD23	3:H:158:LEU:N	2.23	0.53
3:H:471:LEU:HD23	3:H:471:LEU:H	1.72	0.53
3:J:412:ARG:NH1	3:L:459:LEU:CD2	2.71	0.53
3:J:459:LEU:CD2	3:N:412:ARG:NH1	2.71	0.53
3:L:357:ILE:HD11	3:L:414:GLN:HB3	1.91	0.53
3:L:371:PRO:HB2	3:L:459:LEU:CD1	2.39	0.53
3:N:484:ILE:HG22	3:N:485:VAL:H	1.73	0.53

Continued on next page...

Continued from previous page...

Atom-1	Atom-2	Interatomic distance (Å)	Clash overlap (Å)
3:P:494:THR:HG23	3:P:497:GLU:OE1	2.09	0.53
3:R:262:ALA:HB1	3:R:520:VAL:HG13	1.89	0.53
3:R:371:PRO:CB	3:R:459:LEU:HD11	2.39	0.53
3:R:526:PRO:HG2	3:R:533:ASP:HB3	1.89	0.53
3:T:255:SER:HA	3:T:258:THR:CG2	2.39	0.53
3:T:262:ALA:HB1	3:T:520:VAL:HG13	1.89	0.53
3:T:357:ILE:HD11	3:T:414:GLN:HB3	1.91	0.53
3:T:371:PRO:CB	3:T:459:LEU:HD11	2.39	0.53
4:U:28:GLU:O	4:U:29:LEU:HD23	2.08	0.53
4:U:263:GLN:HE21	4:U:263:GLN:CA	2.20	0.53
5:W:578:VAL:O	5:W:578:VAL:HG12	2.07	0.53
5:W:850:LEU:C	5:W:850:LEU:HD23	2.28	0.53
6:X:495:ASN:O	6:X:498:THR:HG22	2.08	0.53
6:X:502:GLU:OE2	6:X:510:PRO:HD2	2.08	0.53
6:Y:231:MET:CE	6:Y:347:ARG:NH1	2.69	0.53
6:Y:277:VAL:CG2	6:Y:299:LEU:HD22	2.26	0.53
6:Y:973:ASN:HD21	6:Y:1142:ASN:HA	1.74	0.53
3:B:158:LEU:HD23	3:B:158:LEU:N	2.23	0.53
3:B:484:ILE:HG22	3:B:485:VAL:H	1.73	0.53
3:B:624:LEU:HD22	3:B:628:GLN:OE1	2.08	0.53
3:D:47:LEU:C	3:D:48:TRP:CD1	2.82	0.53
3:D:341:MET:HB2	3:D:431:ILE:HD13	1.89	0.53
3:D:350:THR:HG22	3:D:465:THR:O	2.07	0.53
3:H:67:ARG:HG3	3:H:67:ARG:HH11	1.72	0.53
3:H:229:ASP:O	3:H:230:ALA:HB3	2.08	0.53
3:H:371:PRO:HB3	3:H:459:LEU:HD11	1.90	0.53
3:H:484:ILE:HG22	3:H:485:VAL:H	1.73	0.53
3:J:341:MET:HB2	3:J:431:ILE:HD13	1.89	0.53
3:J:431:ILE:CG1	3:J:437:ILE:HG21	2.38	0.53
3:L:58:ILE:HG13	3:L:127:LEU:HD23	1.91	0.53
3:L:272:ASP:O	3:L:273:LEU:CD2	2.56	0.53
3:L:526:PRO:HG2	3:L:533:ASP:HB3	1.89	0.53
3:N:158:LEU:N	3:N:158:LEU:HD23	2.23	0.53
3:P:255:SER:HA	3:P:258:THR:CG2	2.38	0.53
3:P:296:PRO:O	3:P:297:ALA:HB3	2.08	0.53
3:P:371:PRO:HB2	3:P:459:LEU:CD1	2.39	0.53
3:R:67:ARG:HH11	3:R:67:ARG:HG3	1.72	0.53
3:R:521:VAL:HG23	3:R:522:GLY:H	1.74	0.53
3:T:494:THR:HG23	3:T:497:GLU:OE1	2.08	0.53
4:U:277:GLN:OE1	4:U:280:GLU:HG3	2.08	0.53
4:V:175:MET:CE	6:Y:400:GLU:OE2	2.56	0.53

Continued on next page...

Continued from previous page...

Atom-1	Atom-2	Interatomic distance (Å)	Clash overlap (Å)
5:W:213:ARG:NH1	5:W:372:PHE:CZ	2.77	0.53
6:X:971:GLU:HG2	6:X:974:LEU:HD22	1.91	0.53
6:X:1149:THR:CG2	6:X:1162:ALA:N	2.66	0.53
3:B:58:ILE:HG13	3:B:127:LEU:HD23	1.91	0.53
3:B:229:ASP:O	3:B:230:ALA:HB3	2.08	0.53
3:B:357:ILE:HD11	3:B:414:GLN:HB3	1.91	0.53
3:B:371:PRO:HB3	3:B:459:LEU:HD11	1.90	0.53
3:D:95:LEU:HD21	3:D:207:PHE:CZ	2.44	0.53
3:D:229:ASP:O	3:D:230:ALA:HB3	2.08	0.53
3:D:455:SER:O	3:H:410:ASN:ND2	2.41	0.53
3:D:459:LEU:CD2	3:H:412:ARG:NH1	2.71	0.53
3:F:410:ASN:ND2	3:H:455:SER:O	2.41	0.53
3:H:95:LEU:HD21	3:H:207:PHE:CZ	2.44	0.53
3:H:296:PRO:O	3:H:297:ALA:HB3	2.08	0.53
3:H:300:LYS:HB2	3:H:303:ASP:OD2	2.08	0.53
3:J:411:VAL:O	3:J:412:ARG:CB	2.56	0.53
3:L:237:GLU:OE1	3:N:46:LYS:NZ	2.38	0.53
3:L:410:ASN:ND2	3:N:455:SER:O	2.41	0.53
3:P:158:LEU:HD23	3:P:158:LEU:N	2.23	0.53
3:P:371:PRO:CB	3:P:459:LEU:HD11	2.39	0.53
3:R:199:LEU:HD11	3:R:203:TYR:HE2	1.73	0.53
3:R:484:ILE:HG22	3:R:485:VAL:H	1.73	0.53
3:R:518:ALA:CB	3:R:580:PRO:HG3	2.39	0.53
3:T:494:THR:H	3:T:497:GLU:CB	2.19	0.53
4:U:241:LEU:HA	6:X:1179:VAL:HG12	1.89	0.53
5:W:213:ARG:HE	5:W:217:LEU:CD2	2.22	0.53
5:W:736:VAL:HG11	5:W:780:LEU:HD21	1.90	0.53
5:W:819:ILE:CD1	5:W:896:ILE:HD12	2.34	0.53
6:X:380:GLU:HG3	6:X:381:VAL:N	2.24	0.53
6:X:979:ARG:CG	6:X:980:GLY:N	2.67	0.53
6:Y:123:ASN:HB3	6:Y:161:LEU:HD13	1.90	0.53
6:Y:693:TYR:OH	6:Y:740:LYS:HD3	2.08	0.53
3:B:494:THR:HG23	3:B:497:GLU:OE1	2.09	0.53
3:F:95:LEU:HD21	3:F:207:PHE:CZ	2.44	0.53
3:H:287:PRO:HG2	3:H:471:LEU:CD1	2.39	0.53
3:H:321:THR:HG23	3:H:324:GLY:O	2.09	0.53
3:H:624:LEU:HD22	3:H:628:GLN:OE1	2.08	0.53
3:J:229:ASP:O	3:J:230:ALA:HB3	2.08	0.53
3:J:368:THR:CG2	3:J:446:PRO:HG3	2.38	0.53
3:J:518:ALA:CB	3:J:580:PRO:HG3	2.39	0.53
3:J:526:PRO:HG2	3:J:533:ASP:HB3	1.89	0.53

Continued on next page...

Continued from previous page...

Atom-1	Atom-2	Interatomic distance (Å)	Clash overlap (Å)
3:N:199:LEU:O	3:N:207:PHE:HE2	1.91	0.53
3:N:321:THR:HG23	3:N:324:GLY:O	2.09	0.53
2:Q:24:SER:HB3	3:R:176:ALA:N	2.24	0.53
3:T:367:SER:O	3:T:368:THR:HB	2.08	0.53
5:W:460:ALA:HB2	5:W:624:THR:HG22	1.89	0.53
5:W:614:GLY:H	5:W:662:ARG:HB3	1.72	0.53
5:W:839:GLU:HB3	5:W:861:ALA:CB	2.31	0.53
5:W:845:LEU:N	5:W:845:LEU:HD12	2.24	0.53
5:W:942:SER:HB2	5:W:947:ILE:O	2.09	0.53
5:W:997:TRP:C	5:W:999:PRO:HD2	2.29	0.53
6:X:347:ARG:HG3	6:X:368:ILE:HD12	1.91	0.53
6:X:355:LYS:HE3	6:X:1149:THR:HG23	1.89	0.53
6:X:701:ILE:O	6:X:705:ILE:HG12	2.09	0.53
6:X:1006:ARG:HH11	6:X:1013:VAL:HG21	1.74	0.53
6:Y:132:LEU:O	6:Y:136:LEU:HG	2.09	0.53
6:Y:547:GLU:OE1	6:Y:547:GLU:HA	2.09	0.53
6:Y:787:ARG:HB3	6:Y:931:ILE:HG22	1.91	0.53
6:Y:923:LEU:HD21	6:Y:931:ILE:HD13	1.91	0.53
6:Y:1023:ARG:NH2	6:Y:1030:GLN:HB3	2.23	0.53
6:Y:1100:LEU:HD12	6:Y:1135:TYR:HB2	1.89	0.53
3:B:368:THR:CG2	3:B:446:PRO:HG3	2.38	0.53
3:B:431:ILE:CG1	3:B:437:ILE:HG21	2.38	0.53
3:D:107:VAL:HG21	3:F:128:ASP:CG	2.30	0.53
3:D:367:SER:O	3:D:368:THR:HB	2.08	0.53
3:D:371:PRO:CB	3:D:459:LEU:HD11	2.39	0.53
3:D:630:LEU:HD11	3:H:273:LEU:HA	1.90	0.53
3:F:50:PRO:HG3	3:F:56:ALA:HB2	1.91	0.53
3:F:158:LEU:N	3:F:158:LEU:HD23	2.23	0.53
3:F:199:LEU:O	3:F:207:PHE:HE2	1.91	0.53
3:F:255:SER:HA	3:F:258:THR:CG2	2.39	0.53
3:H:255:SER:HA	3:H:258:THR:CG2	2.38	0.53
3:H:521:VAL:HG23	3:H:522:GLY:H	1.74	0.53
3:J:128:ASP:CG	3:N:107:VAL:HG21	2.29	0.53
3:L:367:SER:O	3:L:368:THR:HB	2.08	0.53
3:L:411:VAL:O	3:L:412:ARG:CB	2.56	0.53
3:P:128:ASP:CG	3:T:107:VAL:HG21	2.30	0.53
3:P:518:ALA:CB	3:P:580:PRO:HG3	2.39	0.53
3:R:566:TRP:NE1	3:T:195:PRO:HD3	2.24	0.53
3:T:322:TYR:CD1	3:T:396:VAL:HB	2.44	0.53
3:T:411:VAL:O	3:T:412:ARG:CB	2.57	0.53
3:T:624:LEU:HD22	3:T:628:GLN:OE1	2.08	0.53

Continued on next page...

Continued from previous page...

Atom-1	Atom-2	Interatomic distance (Å)	Clash overlap (Å)
5:W:620:VAL:HG23	5:W:657:LEU:HD11	1.91	0.53
5:W:814:GLY:HA3	5:W:991:LEU:CD1	2.39	0.53
5:W:888:ILE:O	5:W:888:ILE:HG13	2.09	0.53
6:X:545:LEU:HD22	6:X:576:THR:HG21	1.89	0.53
6:X:557:ILE:HA	6:X:592:LEU:HD21	1.88	0.53
6:X:597:GLU:CD	6:X:636:ALA:HA	2.28	0.53
6:X:925:LEU:HD22	6:X:926:TYR:HD1	1.74	0.53
6:X:1078:LEU:HG	6:X:1081:TYR:HD2	1.74	0.53
6:Y:599:ILE:CD1	6:Y:631:ILE:HG12	2.38	0.53
6:Y:717:MET:HE2	6:Y:717:MET:N	2.22	0.53
3:B:199:LEU:O	3:B:207:PHE:HE2	1.91	0.53
3:B:443:PHE:HB2	3:B:457:PRO:CB	2.24	0.53
3:D:485:VAL:O	3:D:485:VAL:HG12	2.09	0.53
3:H:494:THR:H	3:H:497:GLU:CB	2.19	0.53
3:J:95:LEU:HD21	3:J:207:PHE:CZ	2.44	0.53
3:J:107:VAL:HG21	3:L:128:ASP:CG	2.30	0.53
3:J:199:LEU:O	3:J:207:PHE:HE2	1.91	0.53
3:J:273:LEU:HA	3:L:630:LEU:HD11	1.90	0.53
3:J:357:ILE:HD11	3:J:414:GLN:HB3	1.91	0.53
3:J:494:THR:HG23	3:J:497:GLU:OE1	2.08	0.53
3:L:476:TYR:CD1	3:L:506:ALA:HB3	2.44	0.53
3:N:255:SER:HA	3:N:258:THR:CG2	2.38	0.53
3:N:371:PRO:HB2	3:N:459:LEU:CD1	2.39	0.53
3:P:287:PRO:HG2	3:P:471:LEU:CD1	2.39	0.53
3:P:321:THR:HG23	3:P:324:GLY:O	2.09	0.53
3:P:484:ILE:HG22	3:P:485:VAL:H	1.73	0.53
3:R:196:LEU:HD22	3:R:196:LEU:H	1.74	0.53
3:R:368:THR:CG2	3:R:446:PRO:HG3	2.38	0.53
3:R:624:LEU:HD22	3:R:628:GLN:OE1	2.08	0.53
3:T:58:ILE:HG13	3:T:127:LEU:HD23	1.91	0.53
3:T:199:LEU:O	3:T:207:PHE:HE2	1.91	0.53
3:T:518:ALA:CB	3:T:580:PRO:HG3	2.39	0.53
4:U:211:LEU:HD12	4:U:286:MET:SD	2.49	0.53
4:U:357:ASN:O	4:U:360:THR:HG22	2.09	0.53
5:W:175:CYS:O	5:W:177:TYR:N	2.42	0.53
5:W:558:VAL:HG11	5:W:561:GLY:O	2.09	0.53
5:W:1145:ASP:HB2	5:W:1147:THR:HG23	1.90	0.53
5:W:1215:LEU:HD12	5:W:1215:LEU:O	2.08	0.53
6:X:308:ASN:HD22	6:X:395:THR:HG23	1.73	0.53
6:Y:39:PRO:HB3	6:Y:72:VAL:HG23	1.91	0.53
6:Y:413:PRO:HG2	6:Y:440:ILE:CD1	2.39	0.53

Continued on next page...

Continued from previous page...

Atom-1	Atom-2	Interatomic distance (Å)	Clash overlap (Å)
6:Y:1075:LEU:O	6:Y:1075:LEU:HG	2.09	0.53
3:B:422:LEU:O	3:B:423:GLN:HB3	2.08	0.53
3:D:199:LEU:O	3:D:207:PHE:HE2	1.92	0.53
3:F:422:LEU:O	3:F:423:GLN:HB3	2.08	0.53
3:F:476:TYR:CD1	3:F:506:ALA:HB3	2.44	0.53
2:I:24:SER:HB3	3:J:176:ALA:N	2.24	0.53
3:J:44:THR:HG22	3:J:45:GLY:H	1.72	0.53
3:J:269:LYS:O	3:J:270:ASP:HB2	2.09	0.53
3:L:95:LEU:HD21	3:L:207:PHE:CZ	2.44	0.53
3:L:521:VAL:HG23	3:L:522:GLY:H	1.74	0.53
3:N:196:LEU:HD22	3:N:196:LEU:H	1.73	0.53
3:N:371:PRO:CB	3:N:459:LEU:HD11	2.39	0.53
3:N:521:VAL:HG23	3:N:522:GLY:H	1.74	0.53
3:P:195:PRO:HD3	3:T:566:TRP:NE1	2.24	0.53
3:P:422:LEU:O	3:P:423:GLN:HB3	2.08	0.53
3:P:521:VAL:HG23	3:P:522:GLY:H	1.74	0.53
3:R:371:PRO:HB2	3:R:459:LEU:CD1	2.39	0.53
3:T:229:ASP:O	3:T:230:ALA:HB3	2.08	0.53
3:T:476:TYR:CD1	3:T:506:ALA:HB3	2.44	0.53
4:V:384:MET:N	4:V:385:PRO:HD3	2.24	0.53
5:W:770:ARG:NH1	5:W:774:LEU:HD11	2.24	0.53
5:W:1134:VAL:HG21	5:W:1221:PHE:CD1	2.44	0.53
6:X:356:ASN:O	6:X:359:PHE:N	2.41	0.53
6:X:364:ILE:HG13	6:X:367:ARG:NH2	2.21	0.53
6:X:429:ASN:N	6:X:429:ASN:ND2	2.56	0.53
6:X:520:PRO:HD2	6:X:816:ALA:CB	2.39	0.53
6:Y:427:LEU:HD13	6:Y:837:TYR:CB	2.38	0.53
6:Y:1209:TYR:CD1	6:Y:1209:TYR:N	2.77	0.53
3:H:422:LEU:O	3:H:423:GLN:HB3	2.08	0.52
3:H:494:THR:HG23	3:H:497:GLU:OE1	2.08	0.52
3:H:518:ALA:CB	3:H:580:PRO:HG3	2.39	0.52
3:J:49:ARG:NH1	3:J:115:THR:CG2	2.61	0.52
3:J:49:ARG:NH1	4:V:405:ALA:CB	2.72	0.52
3:L:107:VAL:HG21	3:N:128:ASP:CG	2.30	0.52
3:L:199:LEU:HD11	3:L:203:TYR:HE2	1.73	0.52
3:L:229:ASP:O	3:L:230:ALA:HB3	2.09	0.52
3:L:269:LYS:O	3:L:270:ASP:HB2	2.09	0.52
3:L:357:ILE:CG2	3:L:359:PRO:HD3	2.35	0.52
2:M:24:SER:HB3	3:N:176:ALA:N	2.24	0.52
3:N:367:SER:O	3:N:368:THR:HB	2.08	0.52
4:U:112:TRP:CZ3	4:U:114:VAL:HA	2.44	0.52

Continued on next page...

Continued from previous page...

Atom-1	Atom-2	Interatomic distance (Å)	Clash overlap (Å)
4:U:198:GLN:OE1	6:X:661:THR:CG2	2.57	0.52
4:U:222:ARG:N	4:U:340:GLN:HG2	2.23	0.52
4:V:16:GLN:HG2	4:V:20:LEU:HD21	1.91	0.52
5:W:167:ASP:HB2	5:W:212:ALA:CB	2.31	0.52
5:W:248:LEU:HD21	6:X:647:ARG:CZ	2.39	0.52
5:W:267:MET:HE1	5:W:336:PHE:HB3	1.90	0.52
5:W:750:PRO:HD3	5:W:791:PHE:HB3	1.90	0.52
6:X:331:ARG:HH22	6:X:1196:ARG:CZ	2.21	0.52
6:X:409:MET:CB	6:X:445:PHE:O	2.55	0.52
6:X:416:ILE:HG22	6:X:445:PHE:HZ	1.69	0.52
6:X:444:TRP:HB3	6:X:851:PHE:HB3	1.91	0.52
6:X:837:TYR:C	6:X:839:LYS:N	2.62	0.52
6:X:1085:LEU:HD22	6:X:1119:ILE:CD1	2.39	0.52
6:X:1183:ASP:OD2	6:X:1187:ARG:HB2	2.09	0.52
6:Y:534:SER:OG	6:Y:543:THR:HB	2.09	0.52
6:Y:764:THR:O	6:Y:764:THR:HG23	2.09	0.52
6:Y:985:VAL:HG22	6:Y:1137:PHE:CE2	2.44	0.52
6:Y:1190:LEU:N	6:Y:1190:LEU:HD22	2.23	0.52
3:B:269:LYS:O	3:B:270:ASP:HB2	2.09	0.52
3:B:358:LEU:CB	3:B:417:PHE:CE1	2.90	0.52
3:B:371:PRO:HB2	3:B:459:LEU:CD1	2.39	0.52
3:D:196:LEU:H	3:D:196:LEU:HD22	1.74	0.52
3:F:371:PRO:CB	3:F:459:LEU:HD11	2.39	0.52
3:F:371:PRO:HB2	3:F:459:LEU:CD1	2.39	0.52
3:H:152:ARG:HH11	3:H:152:ARG:CA	2.21	0.52
3:H:371:PRO:CB	3:H:459:LEU:HD11	2.39	0.52
3:L:422:LEU:O	3:L:423:GLN:HB3	2.08	0.52
3:N:95:LEU:HD21	3:N:207:PHE:CZ	2.44	0.52
3:N:148:THR:HA	3:R:100:LYS:HG3	1.91	0.52
3:N:199:LEU:HD11	3:N:203:TYR:HE2	1.73	0.52
3:N:518:ALA:CB	3:N:580:PRO:HG3	2.39	0.52
3:P:238:VAL:HG11	3:R:82:PHE:CZ	2.44	0.52
3:R:412:ARG:NH1	3:T:459:LEU:CD2	2.71	0.52
3:R:494:THR:HG23	3:R:497:GLU:OE1	2.08	0.52
3:T:296:PRO:O	3:T:297:ALA:HB3	2.08	0.52
5:W:47:LEU:HD11	5:W:327:ILE:HG23	1.90	0.52
5:W:111:ARG:HD2	5:W:139:PHE:CB	2.39	0.52
5:W:465:PHE:CE2	5:W:592:MET:HE2	2.43	0.52
5:W:533:ILE:HG12	5:W:537:ILE:HD11	1.91	0.52
5:W:627:PHE:C	5:W:627:PHE:CD1	2.82	0.52
5:W:839:GLU:O	5:W:839:GLU:HG3	2.08	0.52

Continued on next page...

Continued from previous page...

Atom-1	Atom-2	Interatomic distance (Å)	Clash overlap (Å)
5:W:1138:MET:HE3	5:W:1226:ILE:HG13	1.91	0.52
6:X:428:LEU:CD2	6:X:842:ALA:HA	2.39	0.52
6:X:448:SER:HB2	6:X:664:GLY:CA	2.39	0.52
6:Y:871:VAL:O	6:Y:875:GLN:HG2	2.08	0.52
6:Y:1081:TYR:OH	6:Y:1138:THR:CG2	2.57	0.52
6:Y:1156:THR:CG2	6:Y:1161:ASN:OD1	2.57	0.52
3:B:50:PRO:HG3	3:B:56:ALA:HB2	1.91	0.52
3:B:371:PRO:CB	3:B:459:LEU:HD11	2.39	0.52
3:D:128:ASP:CG	3:H:107:VAL:HG21	2.30	0.52
3:D:422:LEU:O	3:D:423:GLN:HB3	2.08	0.52
3:D:644:LEU:CD1	3:H:549:LEU:HB3	2.33	0.52
3:F:107:VAL:HG21	3:H:128:ASP:CG	2.30	0.52
3:F:229:ASP:O	3:F:230:ALA:HB3	2.09	0.52
3:F:360:TYR:CD1	3:F:360:TYR:C	2.83	0.52
3:H:58:ILE:HG13	3:H:127:LEU:HD23	1.91	0.52
3:H:199:LEU:O	3:H:207:PHE:HE2	1.91	0.52
2:I:29:THR:HG22	3:N:609:ARG:HD2	1.91	0.52
3:J:371:PRO:CB	3:J:459:LEU:HD11	2.39	0.52
3:J:410:ASN:ND2	3:L:455:SER:O	2.41	0.52
3:J:485:VAL:HG12	3:J:485:VAL:O	2.09	0.52
3:L:199:LEU:O	3:L:207:PHE:HE2	1.91	0.52
3:L:371:PRO:HB3	3:L:459:LEU:HD11	1.90	0.52
3:L:485:VAL:O	3:L:485:VAL:HG12	2.09	0.52
3:P:199:LEU:O	3:P:207:PHE:HE2	1.91	0.52
3:R:58:ILE:HG13	3:R:127:LEU:HD23	1.91	0.52
3:R:255:SER:HA	3:R:258:THR:CG2	2.38	0.52
3:R:296:PRO:O	3:R:297:ALA:HB3	2.08	0.52
3:R:342:ASN:OD1	3:R:431:ILE:HG21	2.10	0.52
3:R:357:ILE:HD11	3:R:414:GLN:HB3	1.91	0.52
3:T:471:LEU:HD23	3:T:471:LEU:H	1.72	0.52
3:T:521:VAL:HG23	3:T:522:GLY:H	1.74	0.52
4:U:23:LEU:HD11	4:U:27:GLN:HE21	1.74	0.52
4:U:136:TRP:CE3	4:U:197:PRO:HG3	2.44	0.52
4:U:240:ALA:O	4:U:241:LEU:HD23	2.08	0.52
5:W:251:SER:HB2	5:W:255:ILE:HD11	1.90	0.52
5:W:296:ASP:HB3	5:W:305:GLN:NE2	2.24	0.52
5:W:439:PHE:CD2	5:W:684:ARG:NH1	2.77	0.52
5:W:1187:ALA:HB3	5:W:1188:PRO:HD3	1.91	0.52
6:X:229:TYR:O	6:X:230:GLN:C	2.47	0.52
6:X:241:ASN:HB2	6:X:1148:SER:OG	2.08	0.52
6:X:599:ILE:HD13	6:X:639:LEU:HD21	1.90	0.52

Continued on next page...

Continued from previous page...

Atom-1	Atom-2	Interatomic distance (Å)	Clash overlap (Å)
6:X:1075:LEU:HD23	6:X:1075:LEU:C	2.29	0.52
6:Y:220:ILE:HG22	6:Y:221:GLY:N	2.22	0.52
6:Y:457:MET:HG2	6:Y:860:THR:CG2	2.38	0.52
6:Y:610:THR:HG21	6:Y:614:GLN:HG2	1.91	0.52
2:A:24:SER:HB3	3:B:176:ALA:N	2.24	0.52
3:B:93:GLN:N	3:B:94:PRO:CD	2.73	0.52
3:B:152:ARG:HH11	3:B:152:ARG:CA	2.21	0.52
3:B:322:TYR:CE1	3:B:396:VAL:HB	2.45	0.52
3:F:86:LEU:HD12	3:F:108:LEU:HB2	1.92	0.52
3:F:357:ILE:HD11	3:F:414:GLN:HB3	1.91	0.52
3:F:485:VAL:HG12	3:F:485:VAL:O	2.09	0.52
3:F:518:ALA:CB	3:F:580:PRO:HG3	2.39	0.52
2:G:27:THR:O	2:G:27:THR:CG2	2.38	0.52
3:H:93:GLN:N	3:H:94:PRO:CD	2.73	0.52
3:J:644:LEU:CD1	3:N:549:LEU:HB3	2.34	0.52
7:K:101:MYR:H71	3:L:200:CYS:SG	2.45	0.52
3:L:158:LEU:HD23	3:L:158:LEU:N	2.23	0.52
3:L:371:PRO:CB	3:L:459:LEU:HD11	2.39	0.52
3:L:566:TRP:NE1	3:N:195:PRO:HD3	2.24	0.52
3:N:269:LYS:O	3:N:270:ASP:HB2	2.10	0.52
3:N:368:THR:CG2	3:N:446:PRO:HG3	2.38	0.52
3:P:58:ILE:HG12	3:P:127:LEU:HG	1.90	0.52
3:P:357:ILE:HD11	3:P:414:GLN:HB3	1.91	0.52
3:R:95:LEU:HD21	3:R:207:PHE:CZ	2.44	0.52
3:T:86:LEU:HD12	3:T:108:LEU:HB2	1.92	0.52
3:T:321:THR:HG23	3:T:324:GLY:O	2.09	0.52
3:T:357:ILE:CG2	3:T:359:PRO:HD3	2.36	0.52
4:V:61:VAL:HG11	4:V:278:ILE:HA	1.92	0.52
4:V:275:GLN:HE22	4:V:389:PHE:HD2	1.58	0.52
5:W:102:ARG:HH11	5:W:102:ARG:CG	2.21	0.52
5:W:210:LEU:N	5:W:211:PRO:HD2	2.25	0.52
5:W:874:TYR:CE2	5:W:876:GLN:HG3	2.42	0.52
6:Y:197:ASP:OD1	6:Y:310:LYS:HD3	2.10	0.52
6:Y:252:LEU:CD1	6:Y:336:ARG:HG2	2.40	0.52
6:Y:1074:VAL:CG1	6:Y:1075:LEU:N	2.71	0.52
3:B:141:GLN:C	3:B:143:MET:N	2.63	0.52
3:B:321:THR:HG23	3:B:324:GLY:O	2.09	0.52
3:B:476:TYR:CD1	3:B:506:ALA:HB3	2.44	0.52
3:B:485:VAL:HG12	3:B:485:VAL:O	2.09	0.52
3:D:93:GLN:N	3:D:94:PRO:CD	2.73	0.52
3:D:341:MET:CE	3:D:341:MET:CA	2.88	0.52

Continued on next page...

Continued from previous page...

Atom-1	Atom-2	Interatomic distance (Å)	Clash overlap (Å)
3:H:368:THR:CG2	3:H:446:PRO:HG3	2.38	0.52
3:J:238:VAL:CG2	3:L:78:MET:HE3	2.33	0.52
3:J:342:ASN:OD1	3:J:431:ILE:HG21	2.10	0.52
3:J:371:PRO:HB2	3:J:459:LEU:CD1	2.39	0.52
3:J:545:VAL:CG2	3:L:641:ILE:HD11	2.40	0.52
2:K:24:SER:HB3	3:L:176:ALA:N	2.24	0.52
3:L:518:ALA:CB	3:L:580:PRO:HG3	2.39	0.52
2:M:7:SER:O	2:M:8:VAL:C	2.48	0.52
3:N:422:LEU:O	3:N:423:GLN:HB3	2.08	0.52
3:N:431:ILE:HD13	3:N:437:ILE:HG23	1.83	0.52
3:N:624:LEU:HD22	3:N:628:GLN:OE1	2.08	0.52
3:P:237:GLU:OE1	3:R:46:LYS:NZ	2.38	0.52
3:P:342:ASN:OD1	3:P:431:ILE:HG21	2.10	0.52
3:R:287:PRO:HG2	3:R:471:LEU:CD1	2.39	0.52
3:T:93:GLN:N	3:T:94:PRO:CD	2.73	0.52
3:T:371:PRO:HB2	3:T:459:LEU:CD1	2.39	0.52
4:U:27:GLN:CD	6:X:880:LEU:HB3	2.30	0.52
5:W:5:PHE:CD1	5:W:306:ARG:NH1	2.77	0.52
5:W:95:PHE:HD2	5:W:125:PHE:CG	2.28	0.52
5:W:167:ASP:OD1	5:W:167:ASP:N	2.43	0.52
5:W:282:VAL:HG12	5:W:283:THR:N	2.22	0.52
5:W:398:LEU:HD22	5:W:792:THR:HG21	1.92	0.52
5:W:424:SER:CB	5:W:425:PRO:CD	2.87	0.52
5:W:697:PHE:O	5:W:700:VAL:HG12	2.10	0.52
5:W:782:THR:O	5:W:786:VAL:HG23	2.09	0.52
5:W:823:THR:HG21	5:W:846:ILE:HG23	1.91	0.52
6:X:531:CYS:SG	6:X:818:ILE:HD11	2.49	0.52
6:Y:277:VAL:CG1	6:Y:278:LEU:HG	2.34	0.52
6:Y:782:ASN:HB3	6:Y:784:LEU:HD11	1.92	0.52
3:D:273:LEU:HA	3:F:630:LEU:HD11	1.90	0.52
3:D:371:PRO:HB3	3:D:459:LEU:HD11	1.90	0.52
3:D:476:TYR:CD1	3:D:506:ALA:HB3	2.45	0.52
3:D:518:ALA:CB	3:D:580:PRO:HG3	2.39	0.52
3:F:58:ILE:HG13	3:F:127:LEU:HD23	1.91	0.52
3:F:96:PHE:CD1	3:F:159:TRP:HH2	2.28	0.52
3:F:609:ARG:HD2	2:G:29:THR:HG22	1.91	0.52
3:H:360:TYR:C	3:H:360:TYR:CD1	2.83	0.52
3:J:321:THR:HG23	3:J:324:GLY:O	2.09	0.52
3:J:476:TYR:CD1	3:J:506:ALA:HB3	2.44	0.52
3:L:342:ASN:OD1	3:L:431:ILE:HG21	2.10	0.52
3:L:360:TYR:C	3:L:360:TYR:CD1	2.83	0.52

Continued on next page...

Continued from previous page...

Atom-1	Atom-2	Interatomic distance (Å)	Clash overlap (Å)
3:N:342:ASN:OD1	3:N:431:ILE:HG21	2.10	0.52
3:P:107:VAL:HG21	3:R:128:ASP:CG	2.30	0.52
3:P:485:VAL:O	3:P:485:VAL:HG12	2.09	0.52
3:R:50:PRO:HG3	3:R:56:ALA:HB2	1.91	0.52
3:R:93:GLN:N	3:R:94:PRO:CD	2.73	0.52
3:R:269:LYS:O	3:R:270:ASP:HB2	2.09	0.52
3:R:411:VAL:O	3:R:412:ARG:CB	2.56	0.52
3:T:49:ARG:NH1	3:T:115:THR:HG22	2.18	0.52
3:T:141:GLN:C	3:T:143:MET:N	2.63	0.52
3:T:342:ASN:OD1	3:T:431:ILE:HG21	2.10	0.52
5:W:607:LEU:CD2	5:W:638:HIS:HB3	2.40	0.52
5:W:940:VAL:O	5:W:940:VAL:HG12	2.10	0.52
6:X:249:TRP:CZ3	6:X:250:ALA:HB2	2.45	0.52
6:X:1123:GLN:HG3	6:X:1127:CYS:SG	2.49	0.52
6:Y:317:PHE:N	6:Y:317:PHE:CD1	2.77	0.52
6:Y:560:LEU:HD11	6:Y:721:VAL:HG23	1.91	0.52
6:Y:1019:THR:H	6:Y:1032:ILE:HG22	1.74	0.52
6:Y:1169:TRP:N	6:Y:1169:TRP:CD1	2.77	0.52
3:D:141:GLN:C	3:D:143:MET:N	2.63	0.52
3:F:321:THR:HG23	3:F:324:GLY:O	2.09	0.52
3:F:360:TYR:CD1	3:F:361:ASP:N	2.77	0.52
3:J:86:LEU:HD12	3:J:108:LEU:HB2	1.92	0.52
3:J:195:PRO:HD3	3:N:566:TRP:NE1	2.24	0.52
3:L:494:THR:HG23	3:L:497:GLU:OE1	2.08	0.52
3:L:549:LEU:HB3	3:N:644:LEU:CD1	2.34	0.52
3:N:58:ILE:HG13	3:N:127:LEU:HD23	1.91	0.52
3:N:86:LEU:HD12	3:N:108:LEU:HB2	1.92	0.52
3:N:93:GLN:N	3:N:94:PRO:CD	2.73	0.52
2:O:24:SER:HB3	3:P:176:ALA:N	2.24	0.52
3:P:196:LEU:H	3:P:196:LEU:HD22	1.73	0.52
3:P:411:VAL:O	3:P:412:ARG:CB	2.56	0.52
3:R:238:VAL:HG11	3:T:82:PHE:CZ	2.45	0.52
3:R:545:VAL:CG2	3:T:641:ILE:HD11	2.40	0.52
3:T:431:ILE:CG1	3:T:437:ILE:HG21	2.38	0.52
3:T:484:ILE:HG22	3:T:485:VAL:H	1.73	0.52
4:U:71:LEU:O	4:U:71:LEU:HD23	2.10	0.52
4:U:320:GLN:C	4:U:322:VAL:H	2.13	0.52
5:W:226:VAL:CG1	5:W:239:LEU:HD22	2.40	0.52
5:W:1144:LEU:C	5:W:1144:LEU:HD23	2.30	0.52
5:W:1204:LEU:HB3	5:W:1227:TYR:HD2	1.70	0.52
6:X:259:LEU:O	6:X:259:LEU:HD12	2.10	0.52

Continued on next page...

Continued from previous page...

Atom-1	Atom-2	Interatomic distance (Å)	Clash overlap (Å)
6:X:930:ARG:HH22	6:Y:692:THR:HG21	1.73	0.52
6:X:1013:VAL:CG1	6:X:1014:VAL:N	2.72	0.52
6:Y:416:ILE:HG21	6:Y:1204:LEU:CD1	2.40	0.52
6:Y:448:SER:HB2	6:Y:664:GLY:CA	2.39	0.52
6:Y:497:ILE:HG23	6:Y:498:THR:N	2.25	0.52
3:B:95:LEU:HD21	3:B:207:PHE:CZ	2.44	0.52
3:B:341:MET:CE	3:B:341:MET:CA	2.88	0.52
3:B:518:ALA:CB	3:B:580:PRO:HG3	2.39	0.52
3:D:371:PRO:HB2	3:D:459:LEU:CD1	2.39	0.52
2:E:24:SER:HB3	3:F:176:ALA:N	2.24	0.52
3:F:566:TRP:NE1	3:H:195:PRO:HD3	2.24	0.52
2:G:28:SER:HB2	3:H:214:ARG:O	2.10	0.52
3:H:371:PRO:HB2	3:H:459:LEU:CD1	2.39	0.52
3:J:141:GLN:C	3:J:143:MET:N	2.63	0.52
3:L:321:THR:HG23	3:L:324:GLY:O	2.09	0.52
3:N:491:ALA:HB2	3:N:592:THR:CB	2.32	0.52
3:P:60:SER:HA	5:W:379:VAL:HB	1.92	0.52
3:P:86:LEU:HD12	3:P:108:LEU:HB2	1.92	0.52
3:P:93:GLN:N	3:P:94:PRO:CD	2.73	0.52
3:R:476:TYR:CD1	3:R:506:ALA:HB3	2.44	0.52
4:U:16:GLN:HG3	4:U:17:PRO:CD	2.38	0.52
4:U:369:HIS:O	4:U:373:MET:HG2	2.09	0.52
4:V:54:TRP:HZ2	6:X:1037:VAL:HG11	1.75	0.52
5:W:13:LEU:H	5:W:385:THR:HA	1.75	0.52
5:W:31:LEU:HD11	5:W:96:VAL:HG13	1.91	0.52
5:W:113:THR:CB	5:W:118:LEU:HD12	2.39	0.52
5:W:409:ILE:HG12	5:W:779:MET:HE3	1.92	0.52
5:W:631:VAL:HG13	5:W:632:PHE:N	2.25	0.52
5:W:649:ILE:O	5:W:1010:LEU:HD11	2.10	0.52
5:W:662:ARG:O	5:W:662:ARG:HG3	2.09	0.52
6:X:354:THR:CG2	6:X:1151:ALA:O	2.58	0.52
6:X:898:ALA:HB1	6:X:929:PRO:HB2	1.92	0.52
6:X:935:SER:HA	6:X:949:HIS:HA	1.91	0.52
6:Y:278:LEU:HD13	6:Y:891:PHE:HZ	1.75	0.52
6:Y:798:VAL:HG12	6:Y:799:ASP:H	1.75	0.52
6:Y:835:HIS:CE1	6:Y:1213:ALA:H	2.27	0.52
6:Y:1100:LEU:O	6:Y:1103:TRP:N	2.39	0.52
3:B:196:LEU:HD22	3:B:196:LEU:H	1.73	0.52
3:D:368:THR:CG2	3:D:446:PRO:HG3	2.38	0.52
3:F:371:PRO:HB3	3:F:459:LEU:HD11	1.90	0.52
3:H:96:PHE:CD1	3:H:159:TRP:HH2	2.28	0.52

Continued on next page...

Continued from previous page...

Atom-1	Atom-2	Interatomic distance (Å)	Clash overlap (Å)
3:H:411:VAL:O	3:H:412:ARG:CB	2.57	0.52
3:H:476:TYR:CD1	3:H:506:ALA:HB3	2.44	0.52
3:L:50:PRO:HG3	3:L:56:ALA:HB2	1.91	0.52
2:Q:28:SER:HB2	3:R:214:ARG:O	2.10	0.52
3:R:321:THR:HG23	3:R:324:GLY:O	2.09	0.52
3:R:485:VAL:HG12	3:R:485:VAL:O	2.10	0.52
2:S:28:SER:HB2	3:T:214:ARG:O	2.10	0.52
3:T:95:LEU:HD21	3:T:207:PHE:CZ	2.44	0.52
3:T:96:PHE:CD1	3:T:159:TRP:HH2	2.28	0.52
4:U:40:ARG:HD2	4:U:141:ASP:OD1	2.09	0.52
5:W:47:LEU:HD11	5:W:327:ILE:HG21	1.92	0.52
5:W:558:VAL:CG2	5:W:561:GLY:H	2.23	0.52
5:W:1273:LEU:N	5:W:1273:LEU:HD22	2.24	0.52
6:X:792:GLN:HB2	6:X:931:ILE:HG21	1.91	0.52
6:X:828:GLU:HA	6:X:828:GLU:OE1	2.10	0.52
6:X:880:LEU:H	6:X:880:LEU:HD12	1.74	0.52
6:X:931:ILE:CD1	6:Y:689:VAL:CG1	2.85	0.52
6:X:1086:HIS:CD2	6:X:1086:HIS:C	2.84	0.52
6:X:1149:THR:HG21	6:X:1162:ALA:N	2.25	0.52
6:Y:160:PHE:HD1	6:Y:1206:GLY:O	1.93	0.52
6:Y:322:THR:CG2	6:Y:348:ALA:HB2	2.38	0.52
3:B:285:PHE:CE2	3:B:484:ILE:HD12	2.45	0.52
3:D:64:VAL:O	3:D:64:VAL:HG13	2.10	0.52
3:D:321:THR:HG23	3:D:324:GLY:O	2.09	0.52
3:D:484:ILE:HG22	3:D:485:VAL:H	1.73	0.52
3:F:285:PHE:CE2	3:F:484:ILE:HD12	2.45	0.52
3:H:86:LEU:HD12	3:H:108:LEU:HB2	1.92	0.52
3:L:268:GLY:O	3:L:269:LYS:C	2.49	0.52
2:M:28:SER:HB2	3:N:214:ARG:O	2.10	0.52
3:N:296:PRO:O	3:N:297:ALA:HB3	2.08	0.52
3:N:357:ILE:HD11	3:N:414:GLN:HB3	1.91	0.52
3:P:322:TYR:CE1	3:P:396:VAL:HB	2.45	0.52
3:R:367:SER:O	3:R:368:THR:HB	2.09	0.52
2:S:7:SER:O	2:S:8:VAL:C	2.49	0.52
3:T:99:THR:OG1	3:T:101:THR:CG2	2.58	0.52
3:T:269:LYS:O	3:T:270:ASP:HB2	2.10	0.52
3:T:360:TYR:C	3:T:360:TYR:CD1	2.83	0.52
4:U:27:GLN:O	6:X:882:PRO:HB3	2.08	0.52
4:V:196:LEU:HD12	4:V:197:PRO:HD2	1.92	0.52
5:W:148:ILE:HG13	5:W:151:ILE:HD11	1.92	0.52
5:W:213:ARG:HE	5:W:217:LEU:HD21	1.75	0.52

Continued on next page...

Continued from previous page...

Atom-1	Atom-2	Interatomic distance (Å)	Clash overlap (Å)
5:W:453:PRO:HB2	5:W:456:GLN:HG2	1.92	0.52
5:W:657:LEU:HD12	5:W:657:LEU:N	2.23	0.52
5:W:1087:LEU:HD21	5:W:1096:PHE:CB	2.40	0.52
5:W:1185:THR:HG22	5:W:1190:ARG:HG2	1.92	0.52
6:X:234:PRO:HG3	6:X:348:ALA:HB2	1.92	0.52
6:X:354:THR:HG21	6:X:1152:ALA:HA	1.91	0.52
6:X:1106:LYS:O	6:X:1113:PRO:HD3	2.10	0.52
6:Y:607:HIS:O	6:Y:609:THR:N	2.42	0.52
6:Y:969:MET:O	6:Y:979:ARG:NH2	2.42	0.52
3:B:49:ARG:NH1	3:B:115:THR:HG22	2.18	0.51
3:B:521:VAL:HG23	3:B:522:GLY:H	1.74	0.51
3:D:268:GLY:O	3:D:269:LYS:C	2.49	0.51
3:D:287:PRO:HG2	3:D:471:LEU:CD1	2.39	0.51
3:D:360:TYR:C	3:D:360:TYR:CD1	2.83	0.51
3:D:443:PHE:HB2	3:D:457:PRO:CB	2.24	0.51
3:F:342:ASN:OD1	3:F:431:ILE:HG21	2.10	0.51
3:F:411:VAL:O	3:F:412:ARG:CB	2.56	0.51
3:H:141:GLN:C	3:H:143:MET:N	2.63	0.51
3:H:269:LYS:O	3:H:270:ASP:HB2	2.10	0.51
3:H:431:ILE:CG1	3:H:437:ILE:HG21	2.38	0.51
3:H:485:VAL:O	3:H:485:VAL:HG12	2.10	0.51
3:J:367:SER:O	3:J:368:THR:HB	2.08	0.51
3:J:521:VAL:HG23	3:J:522:GLY:H	1.74	0.51
3:N:285:PHE:CE2	3:N:484:ILE:HD12	2.45	0.51
3:N:431:ILE:CG1	3:N:437:ILE:HG21	2.38	0.51
3:N:540:VAL:CG2	3:N:569:ALA:HB3	2.40	0.51
3:P:95:LEU:HD21	3:P:207:PHE:CZ	2.44	0.51
3:P:141:GLN:C	3:P:143:MET:N	2.63	0.51
3:P:476:TYR:CD1	3:P:506:ALA:HB3	2.45	0.51
3:R:86:LEU:HD12	3:R:108:LEU:HB2	1.92	0.51
3:R:158:LEU:N	3:R:158:LEU:HD23	2.23	0.51
3:T:284:VAL:HG12	3:T:284:VAL:O	2.10	0.51
3:T:357:ILE:HG12	3:T:416:ARG:NH1	2.26	0.51
4:U:10:THR:HG23	4:U:73:GLY:HA3	1.92	0.51
4:V:66:ILE:HD11	4:V:387:GLN:NE2	2.25	0.51
5:W:184:ASP:OD2	5:W:186:SER:HB3	2.09	0.51
5:W:672:THR:HG22	5:W:1081:VAL:HG22	1.91	0.51
5:W:971:VAL:HG13	5:W:972:PRO:CD	2.14	0.51
6:X:626:LEU:O	6:X:628:PRO:HD3	2.11	0.51
6:X:644:GLU:HA	6:X:644:GLU:OE2	2.10	0.51
6:X:883:ARG:HH11	6:X:883:ARG:HB3	1.74	0.51

Continued on next page...

Continued from previous page...

Atom-1	Atom-2	Interatomic distance (Å)	Clash overlap (Å)
6:X:979:ARG:HG3	6:X:1140:GLU:HG3	1.91	0.51
6:Y:484:THR:HA	6:Y:754:GLU:OE2	2.10	0.51
6:Y:685:PRO:HD3	6:Y:749:HIS:ND1	2.25	0.51
6:Y:990:ASN:HB2	6:Y:1131:ARG:HB2	1.92	0.51
3:B:96:PHE:CD1	3:B:159:TRP:HH2	2.28	0.51
2:C:24:SER:HB3	3:D:176:ALA:N	2.24	0.51
2:C:28:SER:HB2	3:D:214:ARG:O	2.10	0.51
3:D:248:GLU:N	3:D:248:GLU:CD	2.64	0.51
3:D:269:LYS:O	3:D:270:ASP:HB2	2.09	0.51
3:D:431:ILE:CG1	3:D:437:ILE:HG21	2.38	0.51
3:D:521:VAL:HG23	3:D:522:GLY:H	1.74	0.51
3:F:93:GLN:N	3:F:94:PRO:CD	2.73	0.51
3:F:269:LYS:O	3:F:270:ASP:HB2	2.09	0.51
3:H:114:THR:HG22	3:H:114:THR:O	2.10	0.51
3:H:285:PHE:CE2	3:H:484:ILE:HD12	2.45	0.51
3:J:92:TRP:CZ2	3:J:160:GLN:HB2	2.46	0.51
3:J:94:PRO:HG2	3:J:210:VAL:CG2	2.41	0.51
3:J:287:PRO:HG2	3:J:471:LEU:CD1	2.39	0.51
3:J:360:TYR:CD1	3:J:360:TYR:C	2.83	0.51
3:J:641:ILE:HD11	3:N:545:VAL:CG2	2.40	0.51
7:K:101:MYR:H102	3:L:200:CYS:HG	1.71	0.51
3:L:86:LEU:HD12	3:L:108:LEU:HB2	1.92	0.51
3:N:183:TRP:CZ3	3:N:186:LEU:HD23	2.46	0.51
2:O:9:ASN:CB	3:P:209:ASN:CG	2.79	0.51
2:O:29:THR:HG22	3:T:609:ARG:HD2	1.91	0.51
3:P:59:ASP:OD1	3:P:60:SER:N	2.43	0.51
3:P:298:PHE:CZ	3:T:416:ARG:HG3	2.45	0.51
3:P:360:TYR:C	3:P:360:TYR:CD1	2.83	0.51
3:P:472:ARG:NH1	3:R:530:ARG:CD	2.68	0.51
3:R:107:VAL:HG21	3:T:128:ASP:CG	2.30	0.51
3:R:285:PHE:CE2	3:R:484:ILE:HD12	2.45	0.51
2:S:24:SER:HB3	3:T:176:ALA:N	2.24	0.51
3:T:50:PRO:HG3	3:T:56:ALA:HB2	1.91	0.51
3:T:431:ILE:CD1	3:T:437:ILE:HG23	2.39	0.51
4:U:94:ASP:OD1	6:X:949:HIS:NE2	2.36	0.51
4:U:106:ILE:HD12	4:U:107:GLN:H	1.74	0.51
5:W:248:LEU:CD1	6:X:628:PRO:HD2	2.39	0.51
5:W:830:HIS:HE1	5:W:890:CYS:SG	2.32	0.51
5:W:843:LEU:HG	5:W:854:MET:SD	2.49	0.51
6:X:407:ARG:C	6:X:409:MET:H	2.12	0.51
6:X:580:HIS:O	6:X:581:SER:C	2.47	0.51

Continued on next page...

Continued from previous page...

Atom-1	Atom-2	Interatomic distance (Å)	Clash overlap (Å)
6:X:1060:ARG:HH12	6:X:1105:SER:HA	1.76	0.51
6:X:1125:TYR:CZ	6:X:1127:CYS:HB3	2.45	0.51
6:Y:440:ILE:CG1	6:Y:1202:PRO:HG2	2.36	0.51
6:Y:493:LEU:O	6:Y:497:ILE:HG22	2.09	0.51
6:Y:718:THR:HG23	6:Y:719:ALA:N	2.24	0.51
6:Y:919:LEU:HD22	6:Y:920:LEU:HB2	1.92	0.51
2:A:28:SER:HB2	3:B:214:ARG:O	2.10	0.51
3:B:168:THR:C	3:B:170:LEU:H	2.14	0.51
3:B:287:PRO:HG2	3:B:471:LEU:CD1	2.39	0.51
3:B:360:TYR:CD1	3:B:360:TYR:C	2.83	0.51
2:C:9:ASN:CB	3:D:209:ASN:CG	2.79	0.51
3:D:183:TRP:CZ3	3:D:186:LEU:HD23	2.45	0.51
3:D:298:PHE:CZ	3:H:416:ARG:HG3	2.46	0.51
3:F:268:GLY:O	3:F:269:LYS:C	2.49	0.51
3:F:357:ILE:HG12	3:F:416:ARG:NH1	2.26	0.51
3:H:357:ILE:HG12	3:H:416:ARG:NH1	2.26	0.51
2:I:32:PRO:HD2	2:K:38:PRO:HB2	1.93	0.51
3:J:93:GLN:N	3:J:94:PRO:CD	2.73	0.51
3:J:422:LEU:O	3:J:423:GLN:HB3	2.08	0.51
3:L:96:PHE:CD1	3:L:159:TRP:HH2	2.28	0.51
3:L:238:VAL:HG11	3:N:82:PHE:CZ	2.45	0.51
3:L:484:ILE:HG22	3:L:485:VAL:H	1.73	0.51
3:N:141:GLN:C	3:N:143:MET:N	2.63	0.51
3:N:357:ILE:HG12	3:N:416:ARG:NH1	2.26	0.51
3:P:96:PHE:CD1	3:P:159:TRP:HH2	2.28	0.51
3:P:183:TRP:CZ3	3:P:186:LEU:HD23	2.45	0.51
3:P:566:TRP:NE1	3:R:195:PRO:HD3	2.24	0.51
3:P:641:ILE:HD11	3:T:545:VAL:CG2	2.40	0.51
3:R:141:GLN:C	3:R:143:MET:N	2.63	0.51
3:R:431:ILE:CG1	3:R:437:ILE:HG21	2.38	0.51
3:T:248:GLU:N	3:T:248:GLU:CD	2.64	0.51
4:U:96:VAL:HG12	4:U:96:VAL:O	2.11	0.51
4:V:184:HIS:CE1	6:Y:436:LEU:CD1	2.91	0.51
5:W:407:ALA:O	5:W:779:MET:HG2	2.10	0.51
5:W:425:PRO:HA	5:W:702:ASP:O	2.09	0.51
5:W:480:ARG:HE	5:W:649:ILE:HG22	1.73	0.51
5:W:489:LYS:HG3	5:W:649:ILE:HG13	1.91	0.51
5:W:812:ALA:C	5:W:814:GLY:H	2.12	0.51
5:W:1136:LEU:HD11	5:W:1221:PHE:HZ	1.75	0.51
6:X:403:ILE:HG12	6:X:1197:TYR:CE1	2.46	0.51
6:X:651:PRO:HG3	6:X:679:TRP:CZ3	2.45	0.51

Continued on next page...

Continued from previous page...

Atom-1	Atom-2	Interatomic distance (Å)	Clash overlap (Å)
6:X:839:LYS:HZ2	6:X:839:LYS:CB	2.23	0.51
6:X:1168:ARG:O	6:X:1189:THR:HA	2.11	0.51
6:Y:353:GLN:NE2	6:Y:358:GLN:HG2	2.25	0.51
3:B:86:LEU:HD12	3:B:108:LEU:HB2	1.92	0.51
3:D:114:THR:HG22	3:D:114:THR:O	2.10	0.51
3:D:566:TRP:NE1	3:F:195:PRO:HD3	2.24	0.51
3:F:431:ILE:CD1	3:F:437:ILE:HG23	2.39	0.51
2:G:9:ASN:CB	3:H:209:ASN:CG	2.79	0.51
2:G:24:SER:HB3	3:H:176:ALA:N	2.24	0.51
3:H:248:GLU:N	3:H:248:GLU:CD	2.64	0.51
2:I:28:SER:HB2	3:J:214:ARG:O	2.10	0.51
3:J:357:ILE:HG12	3:J:416:ARG:NH1	2.26	0.51
3:J:416:ARG:HG3	3:L:298:PHE:CZ	2.46	0.51
2:K:9:ASN:CB	3:L:209:ASN:CG	2.79	0.51
3:L:44:THR:HG22	3:L:45:GLY:H	1.72	0.51
3:L:92:TRP:CZ2	3:L:160:GLN:HB2	2.46	0.51
3:L:93:GLN:N	3:L:94:PRO:CD	2.73	0.51
3:L:168:THR:C	3:L:170:LEU:H	2.14	0.51
3:L:284:VAL:HG12	3:L:284:VAL:O	2.11	0.51
3:N:341:MET:CE	3:N:341:MET:CA	2.88	0.51
3:N:443:PHE:HE2	3:N:459:LEU:HD21	1.75	0.51
3:P:92:TRP:CZ2	3:P:160:GLN:HB2	2.46	0.51
3:P:494:THR:H	3:P:497:GLU:CB	2.19	0.51
2:Q:9:ASN:CB	3:R:209:ASN:CG	2.79	0.51
3:R:49:ARG:NH1	3:R:115:THR:HG22	2.18	0.51
3:T:540:VAL:CG2	3:T:569:ALA:HB3	2.40	0.51
4:U:313:ALA:O	4:U:314:ASN:HB2	2.10	0.51
4:V:195:GLN:HE22	6:Y:377:ILE:CA	2.24	0.51
4:V:282:ALA:O	4:V:286:MET:HB2	2.09	0.51
5:W:160:ILE:O	5:W:161:ASP:HB2	2.10	0.51
5:W:173:ALA:CB	5:W:202:ALA:HB3	2.41	0.51
5:W:426:LEU:O	5:W:702:ASP:CB	2.58	0.51
5:W:448:ASP:OD1	5:W:673:ALA:HB2	2.10	0.51
5:W:557:ASP:O	5:W:559:VAL:HG23	2.11	0.51
5:W:829:ALA:O	5:W:850:LEU:HG	2.11	0.51
6:X:670:ILE:HG22	6:X:674:ARG:HB2	1.90	0.51
6:X:682:GLN:HB3	6:X:749:HIS:ND1	2.25	0.51
6:Y:203:SER:CB	6:Y:247:THR:HA	2.39	0.51
6:Y:354:THR:O	6:Y:357:ALA:N	2.43	0.51
6:Y:386:GLU:HG2	6:Y:1195:TYR:CE2	2.44	0.51
3:B:369:SER:OG	3:B:443:PHE:CD1	2.64	0.51

Continued on next page...

Continued from previous page...

Atom-1	Atom-2	Interatomic distance (Å)	Clash overlap (Å)
2:C:32:PRO:HD2	2:E:38:PRO:HB2	1.92	0.51
3:D:195:PRO:HD3	3:H:566:TRP:NE1	2.24	0.51
3:D:360:TYR:CD1	3:D:361:ASP:N	2.77	0.51
3:D:540:VAL:CG2	3:D:569:ALA:HB3	2.41	0.51
3:F:416:ARG:HG3	3:H:298:PHE:CZ	2.46	0.51
3:H:50:PRO:HG3	3:H:56:ALA:HB2	1.91	0.51
3:H:92:TRP:CE2	3:H:156:VAL:CG2	2.94	0.51
3:H:94:PRO:HG2	3:H:210:VAL:CG2	2.41	0.51
2:I:9:ASN:CB	3:J:209:ASN:CG	2.79	0.51
3:J:248:GLU:CD	3:J:248:GLU:N	2.64	0.51
3:L:248:GLU:N	3:L:248:GLU:CD	2.64	0.51
3:L:368:THR:CG2	3:L:446:PRO:HG3	2.38	0.51
3:N:92:TRP:CZ2	3:N:160:GLN:HB2	2.46	0.51
3:N:96:PHE:CD1	3:N:159:TRP:HH2	2.28	0.51
3:N:248:GLU:CD	3:N:248:GLU:N	2.64	0.51
3:N:333:PRO:HG3	3:N:454:PHE:CA	2.41	0.51
3:N:476:TYR:CD1	3:N:506:ALA:HB3	2.45	0.51
3:P:248:GLU:N	3:P:248:GLU:CD	2.64	0.51
3:R:248:GLU:CD	3:R:248:GLU:N	2.64	0.51
3:R:431:ILE:CD1	3:R:437:ILE:HG23	2.39	0.51
2:S:9:ASN:CB	3:T:209:ASN:CG	2.79	0.51
3:T:92:TRP:CZ2	3:T:160:GLN:HB2	2.46	0.51
3:T:94:PRO:HG2	3:T:210:VAL:CG2	2.41	0.51
4:U:375:VAL:O	4:U:375:VAL:HG12	2.11	0.51
5:W:79:LEU:HD12	5:W:84:TRP:HA	1.93	0.51
5:W:1219:ILE:HG23	5:W:1219:ILE:O	2.11	0.51
5:W:1242:PRO:HB2	5:W:1243:TYR:CD1	2.45	0.51
6:X:302:LEU:CD1	6:X:905:VAL:HG22	2.41	0.51
6:X:518:LEU:HB2	6:X:568:PHE:CE2	2.46	0.51
6:Y:248:ASN:HB3	6:Y:251:SER:HB2	1.93	0.51
6:Y:275:LYS:NZ	6:Y:285:ASN:HA	2.26	0.51
6:Y:480:LEU:HD22	6:Y:529:TRP:HZ3	1.76	0.51
6:Y:593:LEU:HD12	6:Y:597:GLU:CG	2.40	0.51
6:Y:601:ILE:HG22	6:Y:603:VAL:HG12	1.91	0.51
6:Y:977:VAL:HA	6:Y:1081:TYR:O	2.10	0.51
6:Y:986:GLN:HG3	6:Y:1135:TYR:CE1	2.45	0.51
6:Y:1178:ARG:O	6:Y:1179:VAL:C	2.48	0.51
2:A:7:SER:O	2:A:8:VAL:C	2.49	0.51
3:B:92:TRP:CE2	3:B:156:VAL:CG2	2.94	0.51
3:B:166:ALA:HA	3:B:194:LEU:HD21	1.93	0.51
3:B:333:PRO:HG3	3:B:454:PHE:CA	2.41	0.51

Continued on next page...

Continued from previous page...

Atom-1	Atom-2	Interatomic distance (Å)	Clash overlap (Å)
3:B:342:ASN:OD1	3:B:431:ILE:HG21	2.10	0.51
3:B:357:ILE:HG12	3:B:416:ARG:NH1	2.26	0.51
3:D:342:ASN:OD1	3:D:431:ILE:HG21	2.10	0.51
3:D:545:VAL:CG2	3:F:641:ILE:HD11	2.40	0.51
2:E:9:ASN:CB	3:F:209:ASN:CG	2.79	0.51
2:E:28:SER:HB2	3:F:214:ARG:O	2.10	0.51
3:F:92:TRP:CZ2	3:F:160:GLN:HB2	2.46	0.51
3:F:141:GLN:C	3:F:143:MET:N	2.63	0.51
3:F:540:VAL:CG2	3:F:569:ALA:HB3	2.41	0.51
3:H:540:VAL:CG2	3:H:569:ALA:HB3	2.40	0.51
3:J:82:PHE:CZ	3:N:238:VAL:HG11	2.45	0.51
3:J:183:TRP:NE1	3:J:187:LEU:HD12	2.26	0.51
3:J:566:TRP:NE1	3:L:195:PRO:HD3	2.24	0.51
2:K:28:SER:HB2	3:L:214:ARG:O	2.10	0.51
3:L:92:TRP:CE2	3:L:156:VAL:CG2	2.94	0.51
3:N:168:THR:C	3:N:170:LEU:H	2.14	0.51
3:P:455:SER:O	3:T:410:ASN:ND2	2.41	0.51
3:R:168:THR:C	3:R:170:LEU:H	2.14	0.51
3:R:341:MET:CE	3:R:341:MET:CA	2.88	0.51
3:R:416:ARG:HG3	3:T:298:PHE:CZ	2.46	0.51
4:U:128:TYR:HA	4:U:135:MET:SD	2.51	0.51
4:U:136:TRP:CE2	4:U:197:PRO:HA	2.46	0.51
5:W:49:PHE:CZ	5:W:54:ARG:HA	2.45	0.51
5:W:66:ASN:HD22	5:W:176:LYS:HE3	1.76	0.51
5:W:246:ASP:HB2	5:W:255:ILE:O	2.11	0.51
5:W:727:LEU:HD13	5:W:727:LEU:C	2.30	0.51
5:W:955:VAL:HG21	5:W:964:VAL:CG1	2.41	0.51
5:W:1196:LEU:H	5:W:1196:LEU:HD22	1.76	0.51
6:X:355:LYS:HE3	6:X:1149:THR:CG2	2.41	0.51
6:X:360:LEU:O	6:X:361:SER:C	2.49	0.51
6:X:758:LEU:O	6:X:762:THR:HG23	2.11	0.51
6:X:782:ASN:HB2	6:X:784:LEU:HD11	1.93	0.51
6:X:1124:VAL:HG23	6:X:1125:TYR:N	2.26	0.51
6:Y:210:ILE:O	6:Y:239:ALA:HB3	2.10	0.51
6:Y:237:GLU:HA	6:Y:1151:ALA:HB3	1.91	0.51
6:Y:543:THR:HG22	6:Y:577:SER:N	2.21	0.51
6:Y:1054:VAL:O	6:Y:1055:SER:HB3	2.11	0.51
6:Y:1146:LEU:HD11	6:Y:1149:THR:HG22	1.91	0.51
3:D:96:PHE:CD1	3:D:159:TRP:HH2	2.28	0.51
3:D:285:PHE:CE2	3:D:484:ILE:HD12	2.45	0.51
3:D:416:ARG:HG3	3:F:298:PHE:CZ	2.46	0.51

Continued on next page...

Continued from previous page...

Atom-1	Atom-2	Interatomic distance (Å)	Clash overlap (Å)
3:F:494:THR:H	3:F:497:GLU:CB	2.19	0.51
3:F:521:VAL:HG23	3:F:522:GLY:H	1.74	0.51
3:H:342:ASN:OD1	3:H:431:ILE:HG21	2.10	0.51
3:J:196:LEU:HD22	3:J:196:LEU:H	1.73	0.51
3:J:238:VAL:HG11	3:L:82:PHE:CZ	2.45	0.51
3:J:475:THR:O	3:J:505:ASP:HB2	2.11	0.51
3:L:166:ALA:HA	3:L:194:LEU:HD21	1.93	0.51
3:L:287:PRO:HG2	3:L:471:LEU:CD1	2.39	0.51
3:L:545:VAL:CG2	3:N:641:ILE:HD11	2.40	0.51
2:M:9:ASN:CB	3:N:209:ASN:CG	2.79	0.51
3:P:168:THR:C	3:P:170:LEU:H	2.14	0.51
3:P:416:ARG:HG3	3:R:298:PHE:CZ	2.46	0.51
3:R:183:TRP:NE1	3:R:187:LEU:HD12	2.26	0.51
3:R:284:VAL:O	3:R:284:VAL:HG12	2.10	0.51
3:T:183:TRP:CZ3	3:T:186:LEU:HD23	2.45	0.51
3:T:287:PRO:HG2	3:T:471:LEU:CD1	2.39	0.51
4:U:4:ARG:HH12	5:W:217:LEU:HG	1.75	0.51
4:U:27:GLN:O	6:X:882:PRO:CD	2.55	0.51
4:U:89:GLY:O	4:U:90:ILE:HD13	2.10	0.51
4:V:85:THR:HA	4:V:110:PRO:O	2.09	0.51
4:V:184:HIS:CE1	6:Y:436:LEU:CD2	2.93	0.51
5:W:38:ASN:ND2	5:W:40:HIS:HB3	2.26	0.51
5:W:68:TRP:CD2	5:W:126:LEU:HD12	2.46	0.51
5:W:359:TYR:OH	5:W:375:PRO:HB3	2.10	0.51
5:W:800:PHE:CD1	5:W:1005:GLY:HA2	2.45	0.51
5:W:821:GLU:HG3	5:W:824:ARG:HH21	1.76	0.51
5:W:1161:TYR:O	5:W:1190:ARG:NH1	2.44	0.51
5:W:1180:LYS:HG2	5:W:1280:VAL:HG22	1.93	0.51
5:W:1196:LEU:HD22	5:W:1196:LEU:N	2.25	0.51
5:W:1243:TYR:HE1	5:W:1298:ILE:HD11	1.72	0.51
6:X:671:PRO:HB2	6:X:674:ARG:CG	2.39	0.51
6:X:746:TYR:OH	6:X:754:GLU:OE2	2.22	0.51
6:X:821:ALA:O	6:X:824:CYS:N	2.44	0.51
6:Y:219:LEU:HG	6:Y:350:LEU:HD21	1.91	0.51
6:Y:434:ILE:CG2	6:Y:1204:LEU:HD22	2.41	0.51
6:Y:602:GLY:HA3	6:Y:623:PRO:HG3	1.93	0.51
6:Y:876:ASP:HB2	6:Y:892:ASP:OD1	2.10	0.51
3:B:360:TYR:CD1	3:B:361:ASP:N	2.77	0.51
3:D:63:ILE:CD1	3:D:63:ILE:N	2.50	0.51
3:D:92:TRP:CE2	3:D:156:VAL:CG2	2.94	0.51
3:F:306:TRP:CE3	3:F:306:TRP:O	2.64	0.51

Continued on next page...

Continued from previous page...

Atom-1	Atom-2	Interatomic distance (Å)	Clash overlap (Å)
3:F:545:VAL:CG2	3:H:641:ILE:HD11	2.40	0.51
3:H:357:ILE:HD11	3:H:414:GLN:HB3	1.91	0.51
3:J:96:PHE:CD1	3:J:159:TRP:HH2	2.28	0.51
3:J:431:ILE:CD1	3:J:437:ILE:HG23	2.39	0.51
2:K:22:PRO:HD2	3:L:179:ALA:O	2.11	0.51
3:L:306:TRP:CE3	3:L:306:TRP:O	2.64	0.51
3:N:94:PRO:HG2	3:N:210:VAL:CG2	2.41	0.51
3:T:333:PRO:HG3	3:T:454:PHE:CA	2.41	0.51
4:U:147:MET:HB3	4:U:288:GLN:NE2	2.26	0.51
4:U:174:LEU:HD22	4:U:211:LEU:HD23	1.92	0.51
5:W:642:LEU:HA	5:W:658:VAL:O	2.10	0.51
5:W:766:LEU:HD13	5:W:841:ARG:NH2	2.18	0.51
5:W:914:VAL:HG12	5:W:918:ILE:CG1	2.40	0.51
6:X:315:SER:HB2	6:X:331:ARG:CD	2.40	0.51
6:X:331:ARG:NH2	6:X:1196:ARG:NE	2.58	0.51
6:X:493:LEU:HD11	6:X:497:ILE:HD12	1.91	0.51
6:Y:257:ARG:NH1	6:Y:309:LEU:O	2.44	0.51
6:Y:295:SER:HB2	6:Y:890:GLN:HE22	1.70	0.51
6:Y:403:ILE:HD13	6:Y:407:ARG:HG2	1.92	0.51
6:Y:586:PHE:HB2	6:Y:646:ILE:HD12	1.93	0.51
6:Y:1023:ARG:HD2	6:Y:1027:LEU:HD22	1.93	0.51
3:B:284:VAL:O	3:B:284:VAL:HG12	2.11	0.51
3:D:641:ILE:HD11	3:H:545:VAL:CG2	2.40	0.51
3:F:475:THR:O	3:F:505:ASP:HB2	2.11	0.51
2:G:7:SER:O	2:G:8:VAL:C	2.49	0.51
3:H:168:THR:C	3:H:170:LEU:H	2.14	0.51
3:H:183:TRP:CZ3	3:H:186:LEU:HD23	2.46	0.51
3:H:268:GLY:O	3:H:269:LYS:C	2.49	0.51
3:H:306:TRP:CE3	3:H:306:TRP:O	2.64	0.51
3:H:333:PRO:HG3	3:H:454:PHE:CA	2.41	0.51
2:I:7:SER:O	2:I:8:VAL:C	2.49	0.51
3:J:306:TRP:CE3	3:J:306:TRP:O	2.64	0.51
2:K:28:SER:HB3	3:L:215:TYR:HA	1.93	0.51
3:L:357:ILE:HG12	3:L:416:ARG:NH1	2.26	0.51
3:N:48:TRP:N	3:N:48:TRP:HD1	2.09	0.51
3:N:50:PRO:HG3	3:N:56:ALA:HB2	1.91	0.51
3:N:114:THR:HG22	3:N:114:THR:O	2.10	0.51
3:N:475:THR:O	3:N:505:ASP:HB2	2.11	0.51
3:P:269:LYS:O	3:P:270:ASP:HB2	2.09	0.51
3:P:306:TRP:CE3	3:P:306:TRP:O	2.64	0.51
3:P:368:THR:CG2	3:P:446:PRO:HG3	2.38	0.51

Continued on next page...

Continued from previous page...

Atom-1	Atom-2	Interatomic distance (Å)	Clash overlap (Å)
3:P:540:VAL:CG2	3:P:569:ALA:HB3	2.40	0.51
3:R:92:TRP:CE2	3:R:156:VAL:CG2	2.94	0.51
3:R:94:PRO:HG2	3:R:210:VAL:CG2	2.41	0.51
3:R:96:PHE:CD1	3:R:159:TRP:HH2	2.28	0.51
3:R:166:ALA:HA	3:R:194:LEU:HD21	1.93	0.51
3:R:357:ILE:HG12	3:R:416:ARG:NH1	2.26	0.51
3:T:369:SER:OG	3:T:443:PHE:CD1	2.64	0.51
3:T:475:THR:O	3:T:505:ASP:HB2	2.11	0.51
4:U:365:THR:C	4:U:367:GLU:H	2.15	0.51
5:W:292:VAL:HG12	5:W:292:VAL:O	2.11	0.51
5:W:628:TRP:HA	5:W:631:VAL:HG12	1.93	0.51
5:W:748:ARG:HG2	5:W:757:THR:CG2	2.36	0.51
5:W:815:TYR:CG	5:W:1025:ILE:HD11	2.46	0.51
5:W:1075:PRO:HA	5:W:1087:LEU:CD1	2.40	0.51
6:X:483:VAL:CB	6:X:840:ALA:HB1	2.40	0.51
6:X:893:VAL:HG21	6:Y:687:LEU:O	2.11	0.51
6:X:997:ALA:HB2	6:X:1143:ASN:HB3	1.92	0.51
6:X:1017:PHE:CE1	6:Y:1211:ARG:HA	2.46	0.51
6:Y:665:SER:O	6:Y:666:ALA:HB3	2.11	0.51
2:A:28:SER:HB3	3:B:215:TYR:HA	1.93	0.51
3:B:114:THR:HG22	3:B:114:THR:O	2.11	0.51
3:B:183:TRP:NE1	3:B:187:LEU:HD12	2.26	0.51
3:B:306:TRP:CE3	3:B:306:TRP:O	2.64	0.51
3:B:431:ILE:CD1	3:B:437:ILE:HG23	2.39	0.51
3:D:333:PRO:HG3	3:D:454:PHE:CA	2.41	0.51
3:D:357:ILE:HD11	3:D:414:GLN:HB3	1.91	0.51
3:F:183:TRP:CZ3	3:F:186:LEU:HD23	2.46	0.51
3:F:203:TYR:O	3:F:206:GLU:N	2.44	0.51
3:F:341:MET:CE	3:F:341:MET:CA	2.88	0.51
3:J:114:THR:HG22	3:J:114:THR:O	2.11	0.51
3:J:137:ILE:HD11	3:J:142:ILE:HA	1.93	0.51
3:J:168:THR:C	3:J:170:LEU:H	2.14	0.51
3:J:298:PHE:CZ	3:N:416:ARG:HG3	2.46	0.51
3:L:183:TRP:NE1	3:L:187:LEU:HD12	2.26	0.51
3:N:166:ALA:HA	3:N:194:LEU:HD21	1.93	0.51
3:P:78:MET:HE1	3:T:238:VAL:CG2	2.27	0.51
3:P:333:PRO:HG3	3:P:454:PHE:CA	2.41	0.51
2:Q:22:PRO:HD2	3:R:179:ALA:O	2.11	0.51
7:Q:101:MYR:C2	3:R:191:LYS:HZ1	2.21	0.51
3:R:183:TRP:CZ3	3:R:186:LEU:HD23	2.46	0.51
3:R:273:LEU:HD23	3:R:273:LEU:O	2.12	0.51

Continued on next page...

Continued from previous page...

Atom-1	Atom-2	Interatomic distance (Å)	Clash overlap (Å)
3:T:48:TRP:N	3:T:48:TRP:HD1	2.09	0.51
3:T:137:ILE:CD1	3:T:142:ILE:HG13	2.41	0.51
5:W:1059:ALA:HB3	5:W:1096:PHE:HZ	1.76	0.51
6:X:448:SER:HB2	6:X:664:GLY:HA3	1.93	0.51
6:Y:560:LEU:HD21	6:Y:721:VAL:CG2	2.41	0.51
6:Y:945:VAL:O	6:Y:945:VAL:HG13	2.10	0.51
3:B:248:GLU:CD	3:B:248:GLU:N	2.64	0.50
3:B:449:THR:CG2	3:B:450:SER:N	2.66	0.50
2:C:7:SER:O	2:C:8:VAL:C	2.49	0.50
3:D:166:ALA:HA	3:D:194:LEU:HD21	1.93	0.50
3:F:137:ILE:HD11	3:F:142:ILE:HA	1.93	0.50
3:F:237:GLU:OE1	3:H:46:LYS:NZ	2.38	0.50
3:H:92:TRP:CZ2	3:H:160:GLN:HB2	2.46	0.50
3:H:166:ALA:HA	3:H:194:LEU:HD21	1.93	0.50
3:J:166:ALA:HA	3:J:194:LEU:HD21	1.93	0.50
3:J:183:TRP:CZ3	3:J:186:LEU:HD23	2.46	0.50
3:J:285:PHE:CE2	3:J:484:ILE:HD12	2.45	0.50
3:L:114:THR:HG22	3:L:114:THR:O	2.11	0.50
3:L:285:PHE:CE2	3:L:484:ILE:HD12	2.45	0.50
3:L:475:THR:O	3:L:505:ASP:HB2	2.11	0.50
3:N:268:GLY:O	3:N:269:LYS:C	2.49	0.50
3:N:306:TRP:CE3	3:N:306:TRP:O	2.64	0.50
3:N:485:VAL:HG12	3:N:485:VAL:O	2.10	0.50
2:O:22:PRO:HD2	3:P:179:ALA:O	2.11	0.50
3:P:82:PHE:CZ	3:T:238:VAL:HG11	2.44	0.50
3:P:94:PRO:HG2	3:P:210:VAL:CG2	2.41	0.50
3:P:237:GLU:CG	3:R:46:LYS:HZ1	2.24	0.50
3:P:284:VAL:HG12	3:P:284:VAL:O	2.11	0.50
3:P:369:SER:OG	3:P:443:PHE:CD1	2.64	0.50
3:P:419:MET:HE3	3:P:419:MET:O	2.11	0.50
2:Q:7:SER:O	2:Q:8:VAL:C	2.49	0.50
3:R:154:ARG:NH1	3:R:154:ARG:CB	2.68	0.50
3:R:306:TRP:CE3	3:R:306:TRP:O	2.64	0.50
3:R:609:ARG:HD2	2:S:29:THR:HG22	1.91	0.50
4:U:198:GLN:CD	6:X:661:THR:CG2	2.78	0.50
4:V:64:ARG:HH21	6:X:1027:LEU:CD2	2.23	0.50
4:V:78:PRO:HG3	4:V:83:GLN:O	2.11	0.50
5:W:773:ARG:HH11	5:W:872:THR:CG2	2.24	0.50
5:W:1059:ALA:HB3	5:W:1096:PHE:CZ	2.46	0.50
5:W:1208:CYS:HB3	5:W:1216:GLY:HA3	1.90	0.50
6:X:301:LEU:HD11	6:X:968:PHE:CB	2.41	0.50

Continued on next page...

Continued from previous page...

Atom-1	Atom-2	Interatomic distance (Å)	Clash overlap (Å)
6:X:462:ILE:CD1	6:X:468:ALA:HB1	2.40	0.50
6:X:562:SER:HB3	6:X:592:LEU:CD1	2.41	0.50
6:X:581:SER:N	6:X:582:PRO:HD2	2.26	0.50
6:X:898:ALA:HB2	6:X:930:ARG:HG3	1.93	0.50
6:Y:538:ASN:ND2	6:Y:769:VAL:O	2.44	0.50
6:Y:567:LEU:HD23	6:Y:708:PHE:CG	2.45	0.50
6:Y:718:THR:CG2	6:Y:719:ALA:N	2.74	0.50
6:Y:799:ASP:OD1	6:Y:801:ARG:HB2	2.10	0.50
3:B:540:VAL:CG2	3:B:569:ALA:HB3	2.41	0.50
3:D:92:TRP:CZ2	3:D:160:GLN:HB2	2.46	0.50
3:D:137:ILE:HD11	3:D:142:ILE:HA	1.93	0.50
3:D:203:TYR:O	3:D:206:GLU:N	2.44	0.50
3:F:92:TRP:CE2	3:F:156:VAL:CG2	2.94	0.50
3:F:114:THR:HG22	3:F:114:THR:O	2.10	0.50
3:F:248:GLU:CD	3:F:248:GLU:N	2.64	0.50
3:F:287:PRO:HG2	3:F:471:LEU:CD1	2.39	0.50
3:F:358:LEU:CB	3:F:417:PHE:HE1	2.24	0.50
3:J:203:TYR:O	3:J:206:GLU:N	2.44	0.50
3:L:609:ARG:HD2	2:M:29:THR:HG22	1.91	0.50
2:M:28:SER:HB3	3:N:215:TYR:HA	1.93	0.50
3:P:114:THR:HG22	3:P:114:THR:O	2.11	0.50
3:P:237:GLU:CB	3:R:46:LYS:NZ	2.68	0.50
3:P:285:PHE:CE2	3:P:484:ILE:HD12	2.45	0.50
3:R:92:TRP:CZ2	3:R:160:GLN:HB2	2.46	0.50
3:R:199:LEU:O	3:R:207:PHE:HE2	1.92	0.50
2:S:22:PRO:HD2	3:T:179:ALA:O	2.11	0.50
3:T:114:THR:HG22	3:T:114:THR:O	2.10	0.50
4:V:195:GLN:O	4:V:196:LEU:HD22	2.11	0.50
5:W:815:TYR:HA	5:W:818:PHE:HB3	1.91	0.50
5:W:946:LEU:N	5:W:946:LEU:HD22	2.26	0.50
5:W:1100:PHE:CE2	5:W:1102:PRO:HB3	2.46	0.50
5:W:1142:ARG:O	5:W:1143:GLN:HB3	2.10	0.50
5:W:1237:VAL:HG23	5:W:1289:LEU:HD23	1.93	0.50
6:X:242:ARG:HA	6:X:1145:SER:O	2.12	0.50
6:X:514:ILE:HD13	6:X:732:VAL:HG11	1.93	0.50
6:Y:355:LYS:HE2	6:Y:1161:ASN:OD1	2.12	0.50
6:Y:470:LEU:N	6:Y:471:PRO:CD	2.74	0.50
6:Y:868:ARG:CD	6:Y:932:ALA:O	2.60	0.50
2:A:9:ASN:CB	3:B:209:ASN:CG	2.79	0.50
2:A:22:PRO:HD2	3:B:179:ALA:O	2.11	0.50
3:D:82:PHE:CZ	3:H:238:VAL:HG11	2.45	0.50

Continued on next page...

Continued from previous page...

Atom-1	Atom-2	Interatomic distance (Å)	Clash overlap (Å)
3:D:152:ARG:NH2	3:L:100:LYS:O	2.44	0.50
2:E:22:PRO:HD2	3:F:179:ALA:O	2.11	0.50
2:E:28:SER:HB3	3:F:215:TYR:HA	1.93	0.50
3:F:80:GLU:HA	3:F:80:GLU:OE2	2.12	0.50
3:J:369:SER:OG	3:J:443:PHE:CD1	2.64	0.50
3:L:203:TYR:O	3:L:206:GLU:N	2.44	0.50
3:L:249:VAL:HG12	3:L:617:VAL:HB	1.94	0.50
3:L:333:PRO:HG3	3:L:454:PHE:CA	2.41	0.50
3:L:431:ILE:CD1	3:L:437:ILE:HG23	2.39	0.50
3:L:606:THR:HG22	3:N:173:ASP:HB2	1.94	0.50
2:O:26:MET:O	2:O:26:MET:CG	2.60	0.50
3:P:545:VAL:CG2	3:R:641:ILE:HD11	2.40	0.50
3:R:203:TYR:O	3:R:206:GLU:N	2.44	0.50
3:R:369:SER:OG	3:R:443:PHE:CD1	2.64	0.50
3:R:540:VAL:CG2	3:R:569:ALA:HB3	2.41	0.50
2:S:28:SER:HB3	3:T:215:TYR:HA	1.93	0.50
3:T:92:TRP:CE2	3:T:156:VAL:CG2	2.94	0.50
3:T:166:ALA:HA	3:T:194:LEU:HD21	1.93	0.50
3:T:168:THR:C	3:T:170:LEU:H	2.14	0.50
3:T:306:TRP:CE3	3:T:306:TRP:O	2.64	0.50
4:V:192:PHE:HB2	6:Y:376:LEU:HD23	1.84	0.50
5:W:504:THR:CG2	5:W:1184:VAL:HG21	2.41	0.50
6:Y:531:CYS:SG	6:Y:818:ILE:HD11	2.51	0.50
6:Y:552:ASP:OD2	6:Y:555:GLN:HB2	2.12	0.50
6:Y:1019:THR:O	6:Y:1032:ILE:HB	2.11	0.50
3:B:203:TYR:O	3:B:206:GLU:N	2.44	0.50
3:B:411:VAL:O	3:B:412:ARG:CB	2.56	0.50
3:B:443:PHE:HE2	3:B:459:LEU:HD21	1.75	0.50
2:C:22:PRO:HD2	3:D:179:ALA:O	2.11	0.50
3:D:94:PRO:HG2	3:D:210:VAL:CG2	2.41	0.50
3:D:168:THR:C	3:D:170:LEU:H	2.14	0.50
3:D:357:ILE:HG12	3:D:416:ARG:NH1	2.26	0.50
3:F:168:THR:C	3:F:170:LEU:H	2.14	0.50
3:F:536:THR:HG21	3:F:570:LYS:HD2	1.94	0.50
3:H:273:LEU:HD23	3:H:273:LEU:O	2.12	0.50
3:J:57:THR:CG2	3:J:58:ILE:H	2.25	0.50
3:J:92:TRP:CE2	3:J:156:VAL:CG2	2.94	0.50
3:L:416:ARG:HG3	3:N:298:PHE:CZ	2.46	0.50
3:N:80:GLU:HA	3:N:80:GLU:OE2	2.12	0.50
3:N:273:LEU:HD23	3:N:273:LEU:O	2.12	0.50
2:O:26:MET:O	2:O:27:THR:C	2.50	0.50

Continued on next page...

Continued from previous page...

Atom-1	Atom-2	Interatomic distance (Å)	Clash overlap (Å)
2:O:28:SER:HB3	3:P:215:TYR:HA	1.93	0.50
3:P:137:ILE:HD11	3:P:142:ILE:HA	1.93	0.50
3:P:249:VAL:HG12	3:P:617:VAL:HB	1.94	0.50
3:T:285:PHE:CE2	3:T:484:ILE:HD12	2.45	0.50
4:U:26:LEU:HD13	4:U:90:ILE:HG13	1.93	0.50
4:U:176:ALA:HB1	6:X:413:PRO:CD	2.41	0.50
4:U:348:THR:HG22	4:U:349:ALA:N	2.27	0.50
5:W:53:ASP:O	5:W:55:SER:N	2.44	0.50
5:W:135:LEU:HD23	5:W:138:LEU:HD12	1.92	0.50
5:W:327:ILE:HG22	5:W:327:ILE:O	2.11	0.50
5:W:579:TYR:CE1	5:W:581:ASP:HB2	2.46	0.50
5:W:733:ALA:HB2	5:W:779:MET:HE1	1.93	0.50
6:X:293:LEU:HD22	6:X:1080:HIS:O	2.11	0.50
6:X:557:ILE:HG12	6:X:557:ILE:O	2.12	0.50
6:X:742:MET:O	6:X:742:MET:HG3	2.11	0.50
6:X:902:MET:HG3	6:X:929:PRO:HB3	1.94	0.50
6:Y:111:ILE:HG22	6:Y:111:ILE:O	2.10	0.50
6:Y:157:ILE:CD1	6:Y:1204:LEU:HB2	2.42	0.50
6:Y:543:THR:O	6:Y:543:THR:HG23	2.11	0.50
6:Y:1211:ARG:HG2	6:Y:1211:ARG:NH1	2.20	0.50
3:B:475:THR:O	3:B:505:ASP:HB2	2.11	0.50
3:D:86:LEU:HD12	3:D:108:LEU:HB2	1.92	0.50
2:E:7:SER:O	2:E:8:VAL:C	2.49	0.50
3:F:94:PRO:HG2	3:F:210:VAL:CG2	2.41	0.50
3:H:183:TRP:NE1	3:H:187:LEU:HD12	2.26	0.50
3:H:284:VAL:HG12	3:H:284:VAL:O	2.10	0.50
3:H:531:THR:O	3:H:532:ASP:C	2.50	0.50
2:I:22:PRO:HD2	3:J:179:ALA:O	2.11	0.50
3:J:79:ARG:NH1	3:J:79:ARG:HB2	2.27	0.50
3:L:431:ILE:HG12	3:L:437:ILE:HD13	1.94	0.50
3:N:92:TRP:CE2	3:N:156:VAL:CG2	2.94	0.50
3:N:148:THR:OG1	3:R:100:LYS:HD2	2.11	0.50
3:N:360:TYR:CD1	3:N:360:TYR:C	2.83	0.50
3:R:249:VAL:HG12	3:R:617:VAL:HB	1.94	0.50
3:R:536:THR:HG21	3:R:570:LYS:HD2	1.94	0.50
4:U:171:THR:O	4:U:175:MET:CG	2.54	0.50
5:W:35:GLN:NE2	5:W:96:VAL:HG11	2.26	0.50
5:W:46:ALA:HA	5:W:59:ILE:HG12	1.93	0.50
5:W:47:LEU:CD1	5:W:327:ILE:HG21	2.42	0.50
5:W:316:GLN:HA	5:W:316:GLN:OE1	2.12	0.50
5:W:360:TRP:HB3	5:W:363:SER:HB2	1.92	0.50

Continued on next page...

Continued from previous page...

Atom-1	Atom-2	Interatomic distance (Å)	Clash overlap (Å)
5:W:418:TYR:C	5:W:418:TYR:CD1	2.85	0.50
5:W:472:ARG:HG2	5:W:692:VAL:HG12	1.93	0.50
5:W:816:ASN:HA	5:W:845:LEU:CD2	2.41	0.50
5:W:1107:ILE:HA	5:W:1126:THR:HG22	1.92	0.50
6:X:476:LEU:HD12	6:X:533:ALA:HA	1.94	0.50
6:X:580:HIS:C	6:X:582:PRO:HD2	2.31	0.50
6:X:1020:ILE:CD1	6:X:1062:TYR:HB2	2.41	0.50
6:X:1169:TRP:N	6:X:1169:TRP:CD1	2.79	0.50
6:Y:278:LEU:CD1	6:Y:891:PHE:HZ	2.25	0.50
6:Y:579:PRO:HG3	6:Y:807:PHE:HE2	1.74	0.50
6:Y:938:TYR:CE2	6:Y:946:VAL:HG21	2.46	0.50
3:B:92:TRP:CZ2	3:B:160:GLN:HB2	2.46	0.50
3:B:183:TRP:CZ3	3:B:186:LEU:HD23	2.45	0.50
3:B:268:GLY:O	3:B:269:LYS:C	2.49	0.50
3:D:53:THR:CG2	3:D:54:SER:N	2.57	0.50
3:D:79:ARG:HB2	3:D:79:ARG:NH1	2.27	0.50
3:D:306:TRP:CE3	3:D:306:TRP:O	2.64	0.50
3:F:284:VAL:O	3:F:284:VAL:HG12	2.11	0.50
2:G:22:PRO:HD2	3:H:179:ALA:O	2.11	0.50
3:J:360:TYR:CD1	3:J:361:ASP:N	2.77	0.50
3:J:540:VAL:CG2	3:J:569:ALA:HB3	2.41	0.50
3:L:94:PRO:HG2	3:L:210:VAL:CG2	2.41	0.50
3:L:536:THR:HG21	3:L:570:LYS:HD2	1.94	0.50
3:L:540:VAL:CG2	3:L:569:ALA:HB3	2.41	0.50
3:N:203:TYR:O	3:N:206:GLU:N	2.44	0.50
3:N:284:VAL:O	3:N:284:VAL:HG12	2.10	0.50
3:N:369:SER:OG	3:N:443:PHE:CD1	2.64	0.50
2:O:32:PRO:HD2	2:Q:38:PRO:HB2	1.93	0.50
3:P:92:TRP:CE2	3:P:156:VAL:CG2	2.94	0.50
3:P:144:ASN:C	3:P:146:GLN:N	2.65	0.50
3:P:166:ALA:HA	3:P:194:LEU:HD21	1.93	0.50
3:P:173:ASP:HB2	3:T:606:THR:HG22	1.94	0.50
3:P:268:GLY:O	3:P:269:LYS:C	2.49	0.50
3:P:431:ILE:HG12	3:P:437:ILE:HD13	1.94	0.50
3:P:609:ARG:HD2	2:Q:29:THR:HG22	1.91	0.50
3:R:114:THR:HG22	3:R:114:THR:O	2.10	0.50
3:R:360:TYR:CD1	3:R:361:ASP:N	2.77	0.50
2:S:26:MET:O	2:S:26:MET:CG	2.60	0.50
3:T:118:TYR:HB3	3:T:126:ALA:O	2.12	0.50
3:T:183:TRP:NE1	3:T:187:LEU:HD12	2.26	0.50
3:T:485:VAL:HG12	3:T:485:VAL:O	2.10	0.50

Continued on next page...

Continued from previous page...

Atom-1	Atom-2	Interatomic distance (Å)	Clash overlap (Å)
5:W:241:LEU:HD23	5:W:241:LEU:C	2.31	0.50
5:W:383:PHE:N	5:W:383:PHE:CD1	2.79	0.50
5:W:989:HIS:CE1	5:W:1027:HIS:ND1	2.79	0.50
6:X:370:ARG:HA	6:X:387:CYS:HB3	1.94	0.50
6:X:572:ALA:HA	6:X:818:ILE:HG21	1.94	0.50
6:X:841:PHE:HA	6:X:844:LEU:CD1	2.41	0.50
6:X:1149:THR:HG22	6:X:1162:ALA:H	1.72	0.50
6:Y:535:TRP:HD1	6:Y:577:SER:HB3	1.75	0.50
6:Y:595:GLN:O	6:Y:598:PRO:HD3	2.10	0.50
6:Y:690:ALA:CB	6:Y:691:PRO:HD3	2.24	0.50
6:Y:746:TYR:CD1	6:Y:750:MET:HB2	2.46	0.50
3:B:94:PRO:HG2	3:B:210:VAL:CG2	2.41	0.50
3:B:249:VAL:HG12	3:B:617:VAL:HB	1.94	0.50
3:D:64:VAL:O	3:D:64:VAL:HG22	2.11	0.50
3:D:475:THR:O	3:D:505:ASP:HB2	2.11	0.50
3:F:273:LEU:HD23	3:F:273:LEU:O	2.11	0.50
3:F:431:ILE:HG12	3:F:437:ILE:HD13	1.94	0.50
3:F:531:THR:O	3:F:532:ASP:C	2.50	0.50
3:H:137:ILE:HD11	3:H:142:ILE:HA	1.93	0.50
3:H:203:TYR:O	3:H:206:GLU:N	2.44	0.50
3:H:564:LEU:HA	3:H:567:ARG:NH2	2.27	0.50
3:J:118:TYR:HB3	3:J:126:ALA:O	2.12	0.50
3:L:183:TRP:CZ3	3:L:186:LEU:HD23	2.45	0.50
3:L:468:PRO:O	3:N:578:SER:OG	2.21	0.50
3:N:183:TRP:NE1	3:N:187:LEU:HD12	2.26	0.50
3:N:360:TYR:CD1	3:N:361:ASP:N	2.77	0.50
3:N:431:ILE:CD1	3:N:437:ILE:HG23	2.39	0.50
2:O:28:SER:HB2	3:P:214:ARG:O	2.10	0.50
3:P:203:TYR:O	3:P:206:GLU:N	2.44	0.50
3:P:273:LEU:HD23	3:P:273:LEU:O	2.12	0.50
3:P:357:ILE:HG12	3:P:416:ARG:NH1	2.26	0.50
3:R:268:GLY:O	3:R:269:LYS:C	2.49	0.50
3:R:606:THR:HG22	3:T:173:ASP:HB2	1.94	0.50
3:T:341:MET:CE	3:T:341:MET:CA	2.88	0.50
3:T:358:LEU:CB	3:T:417:PHE:HE1	2.24	0.50
5:W:356:GLN:OE1	5:W:374:ALA:HB2	2.12	0.50
5:W:400:LEU:HD13	5:W:785:LEU:HD21	1.93	0.50
5:W:1142:ARG:O	5:W:1143:GLN:CB	2.59	0.50
6:X:196:GLU:CD	6:X:313:LYS:HD2	2.31	0.50
6:X:390:LEU:HA	6:X:1191:TYR:HD1	1.76	0.50
6:X:456:VAL:HG21	6:X:950:VAL:HG11	1.94	0.50

Continued on next page...

Continued from previous page...

Atom-1	Atom-2	Interatomic distance (Å)	Clash overlap (Å)
6:X:685:PRO:HG2	6:X:833:PRO:HG2	1.94	0.50
6:X:906:ASN:OD1	6:X:919:LEU:HD23	2.10	0.50
6:X:1004:PHE:CD2	6:X:1044:ASP:HB3	2.47	0.50
6:X:1130:ALA:HB2	6:Y:104:GLN:CA	2.41	0.50
6:X:1179:VAL:HG23	6:X:1193:SER:HB3	1.94	0.50
6:Y:54:VAL:CB	6:Y:57:GLN:HE21	2.23	0.50
6:Y:1182:ASN:O	6:Y:1183:ASP:HB2	2.11	0.50
3:B:79:ARG:NH1	3:B:79:ARG:HB2	2.27	0.50
3:D:183:TRP:NE1	3:D:187:LEU:HD12	2.26	0.50
3:D:249:VAL:HG12	3:D:617:VAL:HB	1.93	0.50
3:D:385:VAL:HG23	3:D:390:ASN:HB3	1.94	0.50
3:H:536:THR:HG21	3:H:570:LYS:HD2	1.94	0.50
3:J:249:VAL:HG12	3:J:617:VAL:HB	1.93	0.50
3:J:273:LEU:HD23	3:J:273:LEU:O	2.12	0.50
3:J:284:VAL:O	3:J:284:VAL:HG12	2.11	0.50
3:L:137:ILE:HD11	3:L:142:ILE:HA	1.93	0.50
3:L:341:MET:CE	3:L:341:MET:CA	2.88	0.50
3:N:79:ARG:NH1	3:N:79:ARG:HB2	2.27	0.50
3:N:287:PRO:HG2	3:N:471:LEU:CD1	2.39	0.50
3:N:531:THR:O	3:N:532:ASP:C	2.50	0.50
3:N:536:THR:HG21	3:N:570:LYS:HD2	1.94	0.50
2:Q:26:MET:O	2:Q:26:MET:CG	2.60	0.50
3:R:48:TRP:N	3:R:48:TRP:HD1	2.09	0.50
3:R:360:TYR:CD1	3:R:360:TYR:C	2.83	0.50
3:R:494:THR:H	3:R:497:GLU:CB	2.19	0.50
3:R:531:THR:O	3:R:532:ASP:C	2.50	0.50
5:W:75:ILE:O	5:W:78:PRO:HG3	2.11	0.50
5:W:303:LEU:HD13	5:W:303:LEU:C	2.32	0.50
5:W:603:LEU:HD23	5:W:603:LEU:C	2.32	0.50
5:W:686:ALA:O	5:W:690:ARG:HB3	2.12	0.50
5:W:736:VAL:HG13	5:W:744:ILE:CD1	2.42	0.50
6:X:441:LEU:CD2	6:X:443:PRO:HD3	2.41	0.50
6:X:640:ARG:O	6:X:640:ARG:HG2	2.11	0.50
6:X:747:ILE:O	6:X:747:ILE:HG23	2.12	0.50
6:X:875:GLN:HG3	6:X:876:ASP:N	2.21	0.50
6:X:899:ALA:N	6:X:929:PRO:HG2	2.27	0.50
6:X:974:LEU:HD11	6:X:1168:ARG:NH2	2.27	0.50
6:X:1182:ASN:O	6:X:1182:ASN:CG	2.50	0.50
6:Y:292:ALA:O	6:Y:296:ASN:HB2	2.11	0.50
6:Y:355:LYS:HB2	6:Y:1151:ALA:HA	1.94	0.50
2:A:26:MET:O	2:A:27:THR:C	2.50	0.50

Continued on next page...

Continued from previous page...

Atom-1	Atom-2	Interatomic distance (Å)	Clash overlap (Å)
3:D:273:LEU:HD23	3:D:273:LEU:O	2.12	0.50
3:D:298:PHE:CZ	3:H:355:GLY:CA	2.80	0.50
3:D:368:THR:C	3:D:403:SER:HB2	2.33	0.50
3:D:369:SER:OG	3:D:443:PHE:CD1	2.64	0.50
3:H:79:ARG:HB2	3:H:79:ARG:NH1	2.27	0.50
3:H:346:ASP:HB3	3:H:428:ARG:N	2.15	0.50
3:H:431:ILE:HG12	3:H:437:ILE:HD13	1.94	0.50
3:J:385:VAL:HG23	3:J:390:ASN:HB3	1.94	0.50
3:J:606:THR:HG22	3:L:173:ASP:HB2	1.94	0.50
3:P:183:TRP:NE1	3:P:187:LEU:HD12	2.26	0.50
3:P:536:THR:HG21	3:P:570:LYS:HD2	1.94	0.50
3:P:564:LEU:HA	3:P:567:ARG:NH2	2.27	0.50
3:R:80:GLU:HA	3:R:80:GLU:OE2	2.12	0.50
3:R:118:TYR:HB3	3:R:126:ALA:O	2.12	0.50
3:R:137:ILE:HD11	3:R:142:ILE:HA	1.94	0.50
3:R:333:PRO:HG3	3:R:454:PHE:CA	2.41	0.50
3:R:368:THR:C	3:R:403:SER:HB2	2.33	0.50
3:R:564:LEU:HA	3:R:567:ARG:NH2	2.27	0.50
5:W:821:GLU:HG3	5:W:824:ARG:NH2	2.27	0.50
5:W:1166:CYS:HB2	5:W:1174:VAL:O	2.12	0.50
6:X:371:LEU:HD13	6:X:387:CYS:HA	1.94	0.50
6:X:509:SER:CB	6:X:512:SER:HB3	2.40	0.50
6:X:769:VAL:CG1	6:X:770:PRO:HD2	2.42	0.50
6:X:1004:PHE:HB3	6:X:1073:ARG:NH2	2.27	0.50
6:Y:123:ASN:CB	6:Y:161:LEU:HD13	2.42	0.50
6:Y:336:ARG:HG3	6:Y:336:ARG:O	2.12	0.50
6:Y:535:TRP:CD2	6:Y:678:PRO:HG2	2.46	0.50
6:Y:587:MET:CE	6:Y:601:ILE:HD11	2.42	0.50
7:G:101:MYR:H142	7:G:101:MYR:C10	2.10	0.49
3:H:47:LEU:HB2	3:H:136:PHE:CE2	2.47	0.49
3:H:274:ILE:HD12	3:H:514:LEU:HD23	1.94	0.49
3:H:368:THR:C	3:H:403:SER:HB2	2.33	0.49
3:H:475:THR:O	3:H:505:ASP:HB2	2.11	0.49
3:J:268:GLY:O	3:J:269:LYS:C	2.49	0.49
3:J:333:PRO:HG3	3:J:454:PHE:CA	2.41	0.49
3:N:47:LEU:HB2	3:N:136:PHE:CE2	2.47	0.49
3:N:368:THR:C	3:N:403:SER:HB2	2.33	0.49
2:O:7:SER:O	2:O:8:VAL:C	2.49	0.49
3:R:107:VAL:HG12	3:R:109:SER:H	1.77	0.49
3:R:288:SER:HB3	3:T:522:GLY:HA3	1.94	0.49
3:R:443:PHE:HE2	3:R:459:LEU:HD21	1.74	0.49

Continued on next page...

Continued from previous page...

Atom-1	Atom-2	Interatomic distance (Å)	Clash overlap (Å)
3:T:203:TYR:O	3:T:206:GLU:N	2.44	0.49
3:T:531:THR:O	3:T:532:ASP:C	2.50	0.49
3:T:536:THR:HG21	3:T:570:LYS:HD2	1.94	0.49
4:V:2:ALA:HB2	6:Y:373:ARG:NH1	2.22	0.49
4:V:161:VAL:HG21	4:V:410:MET:HG3	1.93	0.49
4:V:245:GLN:HG3	6:Y:415:GLN:NE2	2.26	0.49
5:W:341:MET:HA	5:W:341:MET:CE	2.42	0.49
5:W:445:ILE:HD12	5:W:674:LEU:HB2	1.92	0.49
5:W:646:LYS:HD3	5:W:655:VAL:HG12	1.94	0.49
5:W:649:ILE:O	5:W:1010:LEU:CD1	2.60	0.49
5:W:961:GLY:O	5:W:963:ARG:N	2.45	0.49
6:X:425:ASN:C	6:X:427:LEU:H	2.16	0.49
6:X:975:PHE:O	6:X:976:ASN:HB2	2.12	0.49
6:X:993:TRP:HE1	6:X:995:PRO:HG3	1.75	0.49
6:X:1067:VAL:HG22	6:X:1072:THR:HG23	1.94	0.49
6:X:1108:ASN:C	6:X:1110:ALA:H	2.15	0.49
6:Y:244:VAL:HG22	6:Y:265:PRO:HA	1.93	0.49
6:Y:390:LEU:HD12	6:Y:390:LEU:C	2.32	0.49
6:Y:681:ASN:O	6:Y:682:GLN:HG3	2.12	0.49
6:Y:1019:THR:H	6:Y:1032:ILE:CG2	2.25	0.49
3:B:107:VAL:HG12	3:B:109:SER:H	1.77	0.49
3:B:154:ARG:NH1	3:B:154:ARG:CB	2.68	0.49
3:B:273:LEU:HD23	3:B:273:LEU:O	2.12	0.49
2:C:28:SER:HB3	3:D:215:TYR:HA	1.93	0.49
3:D:284:VAL:HG12	3:D:284:VAL:O	2.11	0.49
3:D:431:ILE:CD1	3:D:437:ILE:HG23	2.39	0.49
3:D:564:LEU:HA	3:D:567:ARG:NH2	2.27	0.49
3:F:369:SER:OG	3:F:443:PHE:CD1	2.64	0.49
3:J:431:ILE:HG12	3:J:437:ILE:HD13	1.94	0.49
3:L:118:TYR:HB3	3:L:126:ALA:O	2.12	0.49
3:N:358:LEU:CB	3:N:417:PHE:HE1	2.25	0.49
3:R:475:THR:O	3:R:505:ASP:HB2	2.11	0.49
4:U:37:TRP:O	4:U:39:SER:N	2.42	0.49
5:W:72:HIS:HA	5:W:75:ILE:HD12	1.93	0.49
6:X:574:PRO:HB3	6:X:651:PRO:HG2	1.93	0.49
6:X:653:PRO:HD3	6:X:773:ARG:HB2	1.92	0.49
6:X:928:ASP:OD1	6:X:930:ARG:HD3	2.11	0.49
6:Y:485:PRO:HB3	6:Y:836:HIS:HD2	1.73	0.49
6:Y:670:ILE:HD13	6:Y:768:GLN:HB3	1.93	0.49
6:Y:776:GLN:HG2	6:Y:777:ASN:N	2.28	0.49
3:B:385:VAL:HG23	3:B:390:ASN:HB3	1.94	0.49

Continued on next page...

Continued from previous page...

Atom-1	Atom-2	Interatomic distance (Å)	Clash overlap (Å)
2:C:26:MET:O	2:C:27:THR:C	2.50	0.49
3:D:80:GLU:OE2	3:D:80:GLU:HA	2.12	0.49
3:D:469:VAL:O	3:D:469:VAL:HG13	2.12	0.49
3:F:118:TYR:HB3	3:F:126:ALA:O	2.12	0.49
3:F:183:TRP:NE1	3:F:187:LEU:HD12	2.26	0.49
2:G:26:MET:O	2:G:27:THR:C	2.50	0.49
2:G:28:SER:HB3	3:H:215:TYR:HA	1.93	0.49
3:L:346:ASP:HB3	3:L:428:ARG:N	2.15	0.49
3:N:322:TYR:O	3:N:322:TYR:CG	2.66	0.49
3:P:47:LEU:HB2	3:P:136:PHE:CE2	2.47	0.49
3:P:469:VAL:O	3:P:469:VAL:HG13	2.12	0.49
3:R:174:ILE:HD11	3:R:178:SER:HA	1.95	0.49
3:T:174:ILE:HD11	3:T:178:SER:HA	1.95	0.49
3:T:249:VAL:HG12	3:T:617:VAL:HB	1.94	0.49
4:U:4:ARG:HH12	5:W:217:LEU:CB	2.25	0.49
5:W:62:TYR:CB	5:W:63:PRO:HD2	2.10	0.49
5:W:418:TYR:HB2	5:W:734:SER:HB2	1.95	0.49
5:W:1102:PRO:HG3	5:W:1127:ILE:CG1	2.42	0.49
6:X:650:TRP:HB3	6:X:773:ARG:HH11	1.76	0.49
6:X:772:THR:HG21	6:X:778:ASP:HB2	1.94	0.49
6:X:795:ASP:OD1	6:Y:737:ARG:NH1	2.45	0.49
6:X:879:PHE:O	6:X:881:VAL:N	2.44	0.49
6:Y:861:ARG:HD3	6:Y:953:GLY:O	2.13	0.49
6:Y:988:ALA:CB	6:Y:1133:VAL:HG12	2.41	0.49
3:B:137:ILE:HD11	3:B:142:ILE:HA	1.93	0.49
3:B:300:LYS:HB3	3:B:302:GLU:OE1	2.13	0.49
3:B:469:VAL:O	3:B:469:VAL:HG13	2.12	0.49
3:D:238:VAL:HG11	3:F:82:PHE:CZ	2.45	0.49
3:D:431:ILE:HG12	3:D:437:ILE:HD13	1.94	0.49
3:F:47:LEU:HB2	3:F:136:PHE:CE2	2.47	0.49
3:F:79:ARG:NH1	3:F:79:ARG:HB2	2.27	0.49
3:F:144:ASN:C	3:F:146:GLN:N	2.65	0.49
3:F:274:ILE:HD12	3:F:514:LEU:HD23	1.94	0.49
2:I:26:MET:O	2:I:26:MET:CG	2.60	0.49
3:J:143:MET:SD	2:M:25:ASP:OD2	2.71	0.49
3:J:358:LEU:CB	3:J:417:PHE:HE1	2.25	0.49
3:J:419:MET:O	3:J:419:MET:HE3	2.12	0.49
3:J:469:VAL:O	3:J:469:VAL:HG13	2.12	0.49
2:K:25:ASP:OD2	3:N:143:MET:SD	2.71	0.49
2:K:26:MET:O	2:K:27:THR:C	2.50	0.49
3:L:107:VAL:HG12	3:L:109:SER:H	1.77	0.49

Continued on next page...

Continued from previous page...

Atom-1	Atom-2	Interatomic distance (Å)	Clash overlap (Å)
3:L:373:PHE:HA	3:L:441:GLY:HA2	1.95	0.49
3:L:531:THR:O	3:L:532:ASP:C	2.50	0.49
2:M:26:MET:O	2:M:27:THR:C	2.50	0.49
3:N:274:ILE:HD12	3:N:514:LEU:HD23	1.94	0.49
2:O:25:ASP:OD2	3:R:143:MET:SD	2.71	0.49
3:P:65:SER:O	3:P:66:ASP:HB3	2.12	0.49
3:P:107:VAL:HG12	3:P:109:SER:H	1.77	0.49
3:P:360:TYR:CD1	3:P:361:ASP:N	2.77	0.49
3:R:65:SER:O	3:R:66:ASP:HB3	2.12	0.49
3:R:79:ARG:NH1	3:R:79:ARG:HB2	2.27	0.49
5:W:81:TYR:N	5:W:180:LEU:HD23	2.27	0.49
5:W:830:HIS:CE1	5:W:890:CYS:SG	3.06	0.49
6:X:255:GLU:OE1	6:X:255:GLU:HA	2.12	0.49
6:X:782:ASN:HB3	6:X:784:LEU:HD11	1.93	0.49
6:X:931:ILE:HG22	6:X:931:ILE:O	2.12	0.49
6:Y:46:ALA:O	6:Y:50:GLN:HB2	2.12	0.49
6:Y:466:THR:HB	6:Y:809:ALA:HB1	1.94	0.49
6:Y:545:LEU:HD13	6:Y:569:LEU:HD12	1.95	0.49
3:D:144:ASN:C	3:D:146:GLN:N	2.65	0.49
3:F:107:VAL:HG12	3:F:109:SER:H	1.77	0.49
3:F:166:ALA:HA	3:F:194:LEU:HD21	1.93	0.49
3:F:174:ILE:HD11	3:F:178:SER:HA	1.95	0.49
3:F:564:LEU:HA	3:F:567:ARG:NH2	2.27	0.49
3:H:65:SER:O	3:H:66:ASP:HB3	2.12	0.49
3:H:80:GLU:OE2	3:H:80:GLU:HA	2.12	0.49
3:H:300:LYS:HB3	3:H:302:GLU:OE1	2.13	0.49
3:H:385:VAL:HG23	3:H:390:ASN:HB3	1.94	0.49
3:J:300:LYS:HB3	3:J:302:GLU:OE1	2.13	0.49
3:J:522:GLY:HA3	3:N:288:SER:HB3	1.94	0.49
3:L:369:SER:OG	3:L:443:PHE:CD1	2.64	0.49
3:L:469:VAL:O	3:L:469:VAL:HG13	2.13	0.49
2:M:22:PRO:HD2	3:N:179:ALA:O	2.11	0.49
3:N:137:ILE:HD11	3:N:142:ILE:HA	1.93	0.49
3:N:431:ILE:HG12	3:N:437:ILE:HD13	1.94	0.49
3:P:143:MET:SD	2:S:25:ASP:OD2	2.71	0.49
3:P:274:ILE:HD12	3:P:514:LEU:HD23	1.94	0.49
2:Q:25:ASP:OD2	3:T:143:MET:SD	2.71	0.49
3:R:47:LEU:HD23	3:R:71:TYR:HB2	1.95	0.49
3:R:238:VAL:CG2	3:T:78:MET:HE3	2.31	0.49
3:T:137:ILE:HD11	3:T:142:ILE:HA	1.93	0.49
3:T:273:LEU:HD23	3:T:273:LEU:O	2.12	0.49

Continued on next page...

Continued from previous page...

Atom-1	Atom-2	Interatomic distance (Å)	Clash overlap (Å)
3:T:330:GLN:HE21	3:T:332:GLY:CA	2.26	0.49
4:U:44:LEU:O	6:X:404:MET:SD	2.71	0.49
4:U:46:ILE:HG13	4:U:181:PRO:HG2	1.93	0.49
4:U:52:PRO:HG2	4:U:64:ARG:HH22	1.77	0.49
4:U:220:THR:O	4:U:222:ARG:N	2.44	0.49
4:U:248:LEU:HD12	4:U:249:LYS:N	2.28	0.49
5:W:496:PHE:HE2	5:W:658:VAL:HG21	1.77	0.49
5:W:1028:ILE:HG22	5:W:1029:ASP:N	2.28	0.49
5:W:1060:VAL:HG23	5:W:1113:THR:HG23	1.95	0.49
6:X:297:VAL:HG11	6:X:968:PHE:CZ	2.48	0.49
6:X:393:ALA:HB1	6:X:1184:LEU:HD13	1.95	0.49
6:X:463:SER:O	6:X:465:ASN:N	2.45	0.49
6:X:560:LEU:N	6:X:561:PRO:CD	2.75	0.49
6:X:788:VAL:HG23	6:X:931:ILE:HB	1.93	0.49
6:X:1168:ARG:C	6:X:1170:PRO:HD3	2.33	0.49
6:Y:206:LEU:HB3	6:Y:236:PRO:HG3	1.95	0.49
6:Y:271:VAL:HG13	6:Y:272:HIS:N	2.28	0.49
6:Y:864:PHE:CZ	6:Y:931:ILE:HD12	2.47	0.49
3:B:47:LEU:HD23	3:B:71:TYR:HB2	1.95	0.49
3:B:118:TYR:HB3	3:B:126:ALA:O	2.12	0.49
3:D:118:TYR:HB3	3:D:126:ALA:O	2.12	0.49
3:D:358:LEU:CB	3:D:417:PHE:HE1	2.25	0.49
3:F:368:THR:C	3:F:403:SER:HB2	2.33	0.49
3:H:107:VAL:HG12	3:H:109:SER:H	1.77	0.49
3:H:249:VAL:HG12	3:H:617:VAL:HB	1.94	0.49
3:H:330:GLN:HE21	3:H:332:GLY:CA	2.26	0.49
3:J:65:SER:O	3:J:66:ASP:HB3	2.13	0.49
3:J:368:THR:C	3:J:403:SER:HB2	2.33	0.49
3:J:564:LEU:HA	3:J:567:ARG:NH2	2.27	0.49
3:L:80:GLU:OE2	3:L:80:GLU:HA	2.12	0.49
3:L:273:LEU:HD23	3:L:273:LEU:O	2.12	0.49
3:L:330:GLN:HE21	3:L:332:GLY:CA	2.26	0.49
3:L:494:THR:H	3:L:497:GLU:CB	2.19	0.49
3:L:564:LEU:HA	3:L:567:ARG:NH2	2.27	0.49
3:P:80:GLU:OE2	3:P:80:GLU:HA	2.12	0.49
3:P:330:GLN:HE21	3:P:332:GLY:CA	2.26	0.49
3:P:475:THR:O	3:P:505:ASP:HB2	2.11	0.49
3:P:531:THR:O	3:P:532:ASP:C	2.50	0.49
3:T:47:LEU:HD23	3:T:71:TYR:HB2	1.95	0.49
3:T:82:PHE:O	3:T:86:LEU:HG	2.13	0.49
4:U:121:ASP:CG	4:U:123:ASN:HB2	2.33	0.49

Continued on next page...

Continued from previous page...

Atom-1	Atom-2	Interatomic distance (Å)	Clash overlap (Å)
5:W:740:VAL:HG12	5:W:741:PRO:N	2.27	0.49
5:W:992:SER:O	5:W:997:TRP:CZ3	2.65	0.49
6:X:662:LEU:H	6:X:662:LEU:CD2	2.25	0.49
6:Y:410:HIS:CD2	6:Y:410:HIS:C	2.86	0.49
6:Y:603:VAL:HG13	6:Y:603:VAL:O	2.12	0.49
6:Y:975:PHE:O	6:Y:976:ASN:HB2	2.12	0.49
3:D:107:VAL:HG12	3:D:109:SER:H	1.77	0.49
3:D:330:GLN:HE21	3:D:332:GLY:CA	2.26	0.49
3:D:606:THR:HG22	3:F:173:ASP:HB2	1.94	0.49
2:E:26:MET:O	2:E:27:THR:C	2.50	0.49
3:F:65:SER:O	3:F:66:ASP:HB3	2.12	0.49
3:F:606:THR:HG22	3:H:173:ASP:HB2	1.94	0.49
3:H:118:TYR:HB3	3:H:126:ALA:O	2.12	0.49
3:H:297:ALA:CB	3:H:460:MET:HB2	2.33	0.49
2:K:7:SER:O	2:K:8:VAL:C	2.49	0.49
3:L:47:LEU:HB2	3:L:136:PHE:CE2	2.47	0.49
3:L:65:SER:O	3:L:66:ASP:HB3	2.12	0.49
3:L:358:LEU:CB	3:L:417:PHE:HE1	2.25	0.49
3:N:137:ILE:CD1	3:N:142:ILE:HG13	2.42	0.49
3:P:368:THR:C	3:P:403:SER:HB2	2.33	0.49
3:R:297:ALA:CB	3:R:460:MET:HB2	2.33	0.49
3:T:268:GLY:O	3:T:269:LYS:C	2.49	0.49
4:U:131:ASN:O	4:U:133:SER:N	2.45	0.49
4:U:291:THR:HA	4:U:294:THR:HG22	1.95	0.49
4:V:312:VAL:HG12	4:V:313:ALA:N	2.27	0.49
5:W:75:ILE:HD11	5:W:199:PRO:CG	2.39	0.49
5:W:736:VAL:HG22	5:W:744:ILE:HD13	1.95	0.49
5:W:832:LEU:HD21	5:W:893:ALA:HB2	1.94	0.49
5:W:847:PRO:O	5:W:849:THR:N	2.45	0.49
5:W:1295:GLU:O	5:W:1297:VAL:HG23	2.13	0.49
6:X:191:PRO:CB	6:X:859:ILE:HG13	2.42	0.49
6:X:386:GLU:HG3	6:X:1195:TYR:CD2	2.48	0.49
6:X:441:LEU:HD12	6:X:1199:PHE:CE2	2.48	0.49
6:Y:441:LEU:HG	6:Y:443:PRO:HD3	1.95	0.49
6:Y:483:VAL:HG13	6:Y:840:ALA:CB	2.41	0.49
6:Y:587:MET:HE1	6:Y:601:ILE:HD11	1.95	0.49
6:Y:862:GLU:CB	6:Y:957:ILE:HD12	2.39	0.49
3:B:174:ILE:HD11	3:B:178:SER:HA	1.95	0.49
3:B:368:THR:C	3:B:403:SER:HB2	2.33	0.49
3:B:431:ILE:HG12	3:B:437:ILE:HD13	1.94	0.49
3:B:494:THR:H	3:B:497:GLU:CB	2.19	0.49

Continued on next page...

Continued from previous page...

Atom-1	Atom-2	Interatomic distance (Å)	Clash overlap (Å)
3:B:536:THR:HG21	3:B:570:LYS:HD2	1.94	0.49
3:D:373:PHE:HD2	3:D:397:VAL:HG11	1.78	0.49
3:F:385:VAL:HG23	3:F:390:ASN:HB3	1.94	0.49
3:J:47:LEU:HB2	3:J:136:PHE:CE2	2.47	0.49
3:J:531:THR:O	3:J:532:ASP:C	2.50	0.49
3:N:107:VAL:HG12	3:N:109:SER:H	1.77	0.49
3:N:300:LYS:HB3	3:N:302:GLU:OE1	2.13	0.49
3:N:469:VAL:O	3:N:469:VAL:HG13	2.13	0.49
3:N:564:LEU:HA	3:N:567:ARG:NH2	2.27	0.49
3:R:527:VAL:HA	3:R:533:ASP:OD2	2.13	0.49
2:S:26:MET:O	2:S:27:THR:C	2.50	0.49
3:T:47:LEU:HB2	3:T:136:PHE:CE2	2.47	0.49
3:T:79:ARG:HB2	3:T:79:ARG:NH1	2.27	0.49
3:T:469:VAL:O	3:T:469:VAL:HG13	2.12	0.49
4:U:9:LEU:HD11	4:U:117:ASN:ND2	2.28	0.49
4:U:275:GLN:HE22	4:U:387:GLN:HB3	1.77	0.49
4:U:291:THR:HG23	4:U:297:PRO:HD3	1.95	0.49
4:U:359:TYR:O	4:U:362:TYR:HB3	2.12	0.49
4:V:65:ASN:HA	4:V:68:VAL:HG12	1.95	0.49
5:W:313:LEU:CD2	5:W:347:GLN:HG3	2.43	0.49
5:W:508:PRO:HB2	5:W:511:ASP:HB2	1.95	0.49
5:W:720:PHE:HB3	5:W:782:THR:HB	1.95	0.49
5:W:816:ASN:HA	5:W:845:LEU:HD23	1.94	0.49
5:W:843:LEU:HD21	5:W:854:MET:CE	2.43	0.49
5:W:1091:LEU:HD13	5:W:1091:LEU:C	2.33	0.49
6:X:450:ASP:OD2	6:X:861:ARG:NH1	2.46	0.49
6:X:536:ALA:HA	6:X:768:GLN:HE21	1.78	0.49
6:X:538:ASN:HD21	6:X:768:GLN:HG2	1.78	0.49
6:X:899:ALA:CA	6:X:929:PRO:HG2	2.43	0.49
6:X:979:ARG:CG	6:X:1140:GLU:HG3	2.42	0.49
6:Y:224:TRP:HB3	6:Y:229:TYR:HE1	1.78	0.49
6:Y:356:ASN:CG	6:Y:1151:ALA:HB1	2.33	0.49
6:Y:920:LEU:O	6:Y:920:LEU:HG	2.12	0.49
6:Y:1100:LEU:O	6:Y:1103:TRP:HB3	2.12	0.49
3:B:47:LEU:HB2	3:B:136:PHE:CE2	2.47	0.49
3:B:80:GLU:HA	3:B:80:GLU:OE2	2.12	0.49
3:B:82:PHE:O	3:B:86:LEU:HG	2.13	0.49
3:B:373:PHE:HA	3:B:441:GLY:HA2	1.95	0.49
3:B:564:LEU:HA	3:B:567:ARG:NH2	2.27	0.49
3:D:143:MET:SD	2:G:25:ASP:OD2	2.71	0.49
3:D:536:THR:HG21	3:D:570:LYS:HD2	1.94	0.49

Continued on next page...

Continued from previous page...

Atom-1	Atom-2	Interatomic distance (Å)	Clash overlap (Å)
3:F:82:PHE:O	3:F:86:LEU:HG	2.13	0.49
3:F:238:VAL:HG11	3:H:82:PHE:CZ	2.45	0.49
3:F:355:GLY:O	3:F:416:ARG:HD2	2.13	0.49
3:H:120:GLY:HA3	3:H:126:ALA:HA	1.95	0.49
3:H:373:PHE:HD2	3:H:397:VAL:HG11	1.78	0.49
2:I:26:MET:O	2:I:27:THR:C	2.50	0.49
3:J:288:SER:HB3	3:L:522:GLY:HA3	1.95	0.49
3:L:79:ARG:HB2	3:L:79:ARG:NH1	2.27	0.49
3:L:141:GLN:C	3:L:143:MET:N	2.63	0.49
3:L:300:LYS:HB3	3:L:302:GLU:OE1	2.13	0.49
3:N:82:PHE:O	3:N:86:LEU:HG	2.13	0.49
3:N:118:TYR:HB3	3:N:126:ALA:O	2.12	0.49
3:P:346:ASP:HB3	3:P:428:ARG:N	2.15	0.49
2:Q:28:SER:HB3	3:R:215:TYR:HA	1.93	0.49
3:T:381:PRO:O	3:T:384:GLN:HB3	2.13	0.49
4:U:406:LEU:HD13	4:U:406:LEU:O	2.13	0.49
4:V:198:GLN:OE1	6:Y:373:ARG:HB2	2.12	0.49
5:W:271:ARG:O	5:W:274:ALA:HB3	2.12	0.49
5:W:438:VAL:CG2	5:W:439:PHE:N	2.76	0.49
6:X:200:LEU:HD23	6:X:200:LEU:N	2.27	0.49
6:X:298:LEU:HG	6:X:965:GLU:OE2	2.12	0.49
6:X:425:ASN:N	6:X:425:ASN:ND2	2.49	0.49
6:X:599:ILE:HG23	6:X:639:LEU:HD23	1.93	0.49
6:X:982:LEU:HD12	6:X:1115:VAL:CG1	2.43	0.49
6:X:1171:GLY:HA2	6:X:1177:TYR:CD2	2.48	0.49
6:Y:164:TRP:CD1	6:Y:165:ASP:N	2.81	0.49
6:Y:388:MET:O	6:Y:389:GLU:O	2.31	0.49
6:Y:465:ASN:OD1	6:Y:468:ALA:N	2.42	0.49
6:Y:832:ILE:HD12	6:Y:835:HIS:HD2	1.76	0.49
6:Y:1009:PRO:O	6:Y:1010:ASN:HB2	2.11	0.49
2:C:42:ASN:O	3:H:239:ALA:HB2	2.13	0.49
3:D:47:LEU:HB2	3:D:136:PHE:CE2	2.47	0.49
3:F:288:SER:HB3	3:H:522:GLY:HA3	1.94	0.49
3:F:333:PRO:HG3	3:F:454:PHE:CA	2.41	0.49
3:F:469:VAL:O	3:F:469:VAL:HG13	2.13	0.49
3:H:144:ASN:C	3:H:146:GLN:N	2.65	0.49
3:H:162:HIS:CD2	3:H:199:LEU:HB2	2.48	0.49
2:I:28:SER:HB3	3:J:215:TYR:HA	1.93	0.49
3:J:47:LEU:HD23	3:J:71:TYR:HB2	1.95	0.49
3:J:80:GLU:HA	3:J:80:GLU:OE2	2.12	0.49
3:J:239:ALA:HB2	2:K:42:ASN:O	2.13	0.49

Continued on next page...

Continued from previous page...

Atom-1	Atom-2	Interatomic distance (Å)	Clash overlap (Å)
3:J:341:MET:CE	3:J:341:MET:CA	2.88	0.49
3:J:358:LEU:HB2	3:J:417:PHE:HD1	1.77	0.49
3:J:494:THR:H	3:J:497:GLU:CB	2.19	0.49
3:N:65:SER:O	3:N:66:ASP:HB3	2.12	0.49
3:N:385:VAL:HG23	3:N:390:ASN:HB3	1.94	0.49
3:N:419:MET:HE3	3:N:419:MET:O	2.13	0.49
3:P:312:ASN:CG	3:P:316:ILE:HD11	2.34	0.49
3:P:341:MET:CE	3:P:341:MET:CA	2.88	0.49
3:R:82:PHE:O	3:R:86:LEU:HG	2.13	0.49
3:R:385:VAL:HG23	3:R:390:ASN:HB3	1.94	0.49
3:T:120:GLY:HA3	3:T:126:ALA:HA	1.95	0.49
3:T:162:HIS:CD2	3:T:199:LEU:HB2	2.48	0.49
3:T:385:VAL:HG23	3:T:390:ASN:HB3	1.94	0.49
3:T:431:ILE:HG12	3:T:437:ILE:HD13	1.94	0.49
5:W:99:LEU:HD23	5:W:100:THR:N	2.28	0.49
5:W:240:LEU:HD21	5:W:261:LEU:HD13	1.95	0.49
5:W:750:PRO:HB3	5:W:791:PHE:CE1	2.47	0.49
6:X:407:ARG:C	6:X:409:MET:N	2.67	0.49
6:X:621:TRP:HE3	6:X:626:LEU:CD1	2.26	0.49
6:X:837:TYR:O	6:X:839:LYS:N	2.46	0.49
6:X:1091:GLN:HA	6:X:1091:GLN:HE21	1.77	0.49
6:Y:453:LEU:O	6:Y:453:LEU:HG	2.12	0.49
6:Y:497:ILE:HD13	6:Y:497:ILE:C	2.34	0.49
6:Y:621:TRP:HE3	6:Y:626:LEU:HD21	1.77	0.49
6:Y:829:THR:HG23	6:Y:830:ASN:OD1	2.13	0.49
6:Y:906:ASN:ND2	6:Y:921:ASP:HB3	2.28	0.49
6:Y:1041:ILE:HG22	6:Y:1066:MET:HG2	1.95	0.49
3:B:420:LEU:HD12	3:B:422:LEU:HD23	1.95	0.48
3:B:521:VAL:HG21	3:B:577:VAL:HG22	1.95	0.48
3:F:312:ASN:CG	3:F:316:ILE:HD11	2.34	0.48
3:F:527:VAL:HA	3:F:533:ASP:OD2	2.13	0.48
3:H:82:PHE:O	3:H:86:LEU:HG	2.13	0.48
3:H:419:MET:HE3	3:H:419:MET:O	2.13	0.48
3:J:173:ASP:HB2	3:N:606:THR:HG22	1.94	0.48
3:J:274:ILE:HD12	3:J:514:LEU:HD23	1.94	0.48
3:J:312:ASN:CG	3:J:316:ILE:HD11	2.34	0.48
3:J:420:LEU:HD12	3:J:422:LEU:HD23	1.95	0.48
3:L:82:PHE:O	3:L:86:LEU:HG	2.13	0.48
3:L:297:ALA:CB	3:L:460:MET:HB2	2.33	0.48
3:L:373:PHE:HD2	3:L:397:VAL:HG11	1.78	0.48
3:N:120:GLY:HA3	3:N:126:ALA:HA	1.95	0.48

Continued on next page...

Continued from previous page...

Atom-1	Atom-2	Interatomic distance (Å)	Clash overlap (Å)
3:N:144:ASN:C	3:N:146:GLN:N	2.65	0.48
3:N:358:LEU:HB2	3:N:417:PHE:HD1	1.77	0.48
3:P:174:ILE:HD11	3:P:178:SER:HA	1.95	0.48
3:P:239:ALA:HB2	2:Q:42:ASN:O	2.13	0.48
3:P:315:LEU:HD23	3:P:315:LEU:N	2.28	0.48
3:P:385:VAL:HG23	3:P:390:ASN:HB3	1.94	0.48
3:R:47:LEU:HB2	3:R:136:PHE:CE2	2.47	0.48
3:R:203:TYR:HB3	3:R:206:GLU:CB	2.39	0.48
3:R:358:LEU:CB	3:R:417:PHE:HE1	2.24	0.48
3:T:65:SER:O	3:T:66:ASP:HB3	2.12	0.48
3:T:368:THR:C	3:T:403:SER:HB2	2.33	0.48
4:U:72:LEU:O	4:U:76:LEU:HG	2.12	0.48
4:U:121:ASP:C	4:U:123:ASN:N	2.66	0.48
4:U:193:ALA:HB1	4:U:293:VAL:HG13	1.94	0.48
4:V:64:ARG:HH21	6:X:1027:LEU:CD1	2.25	0.48
4:V:209:ARG:HB2	4:V:290:VAL:HG11	1.95	0.48
5:W:38:ASN:HA	5:W:89:HIS:CE1	2.45	0.48
5:W:58:VAL:HG12	5:W:59:ILE:N	2.27	0.48
5:W:405:ARG:NH1	5:W:779:MET:HG3	2.27	0.48
5:W:836:THR:HG23	5:W:837:GLY:O	2.13	0.48
5:W:893:ALA:HB2	5:W:921:ILE:HD12	1.95	0.48
5:W:1037:VAL:HG11	5:W:1042:THR:HG21	1.95	0.48
5:W:1139:PRO:HD3	5:W:1153:ALA:HB2	1.95	0.48
5:W:1281:ALA:HB3	5:W:1284:TYR:CD2	2.47	0.48
6:X:373:ARG:HG3	6:X:382:SER:OG	2.13	0.48
6:X:377:ILE:HD11	6:X:436:LEU:CG	2.43	0.48
6:X:569:LEU:HD23	6:X:569:LEU:HA	1.70	0.48
6:X:743:THR:HB	6:X:822:MET:O	2.13	0.48
6:Y:743:THR:N	6:Y:744:PRO:CD	2.76	0.48
6:Y:925:LEU:O	6:Y:926:TYR:HB3	2.13	0.48
3:B:65:SER:O	3:B:66:ASP:HB3	2.12	0.48
3:B:78:MET:HG2	3:B:78:MET:O	2.13	0.48
3:B:274:ILE:HD12	3:B:514:LEU:HD23	1.94	0.48
3:B:312:ASN:CG	3:B:316:ILE:HD11	2.34	0.48
3:B:358:LEU:HB2	3:B:417:PHE:HD1	1.77	0.48
3:D:300:LYS:HB3	3:D:302:GLU:OE1	2.13	0.48
3:D:315:LEU:HD23	3:D:315:LEU:N	2.28	0.48
3:D:494:THR:H	3:D:497:GLU:CB	2.19	0.48
3:D:522:GLY:HA3	3:H:288:SER:HB3	1.94	0.48
3:D:531:THR:O	3:D:532:ASP:C	2.50	0.48
2:E:25:ASP:OD2	3:H:143:MET:SD	2.71	0.48

Continued on next page...

Continued from previous page...

Atom-1	Atom-2	Interatomic distance (Å)	Clash overlap (Å)
3:F:249:VAL:HG12	3:F:617:VAL:HB	1.94	0.48
3:F:300:LYS:HB3	3:F:302:GLU:OE1	2.13	0.48
3:F:593:GLN:HB2	3:F:596:MET:HE1	1.95	0.48
3:H:47:LEU:HD23	3:H:71:TYR:HB2	1.95	0.48
3:H:355:GLY:O	3:H:416:ARG:HD2	2.13	0.48
3:J:203:TYR:HB3	3:J:206:GLU:CB	2.39	0.48
3:L:360:TYR:CD1	3:L:361:ASP:N	2.77	0.48
3:L:368:THR:C	3:L:403:SER:HB2	2.33	0.48
3:N:494:THR:H	3:N:497:GLU:CB	2.19	0.48
3:P:47:LEU:HD23	3:P:71:TYR:HB2	1.95	0.48
3:P:82:PHE:O	3:P:86:LEU:HG	2.13	0.48
3:P:118:TYR:HB3	3:P:126:ALA:O	2.12	0.48
3:P:381:PRO:O	3:P:384:GLN:HB3	2.13	0.48
3:R:315:LEU:N	3:R:315:LEU:HD23	2.28	0.48
3:R:420:LEU:HD12	3:R:422:LEU:HD23	1.95	0.48
3:R:431:ILE:HG12	3:R:437:ILE:HD13	1.94	0.48
3:T:373:PHE:HA	3:T:441:GLY:HA2	1.95	0.48
4:U:89:GLY:HA2	4:U:103:VAL:HG23	1.94	0.48
5:W:30:LEU:HD22	5:W:30:LEU:O	2.13	0.48
5:W:480:ARG:O	5:W:482:PRO:HD3	2.13	0.48
5:W:603:LEU:HD22	5:W:635:TYR:CD2	2.48	0.48
5:W:829:ALA:HB3	5:W:891:ASP:OD2	2.13	0.48
5:W:994:THR:O	5:W:995:CYS:SG	2.69	0.48
6:X:718:THR:CB	6:X:726:ARG:NH1	2.75	0.48
6:X:982:LEU:HD23	6:X:982:LEU:O	2.13	0.48
6:X:1013:VAL:HG12	6:X:1014:VAL:H	1.76	0.48
6:Y:38:SER:O	6:Y:40:ASN:N	2.46	0.48
6:Y:353:GLN:OE1	6:Y:353:GLN:CA	2.59	0.48
6:Y:721:VAL:HG13	6:Y:726:ARG:HB2	1.93	0.48
6:Y:1087:TYR:HA	6:Y:1119:ILE:O	2.13	0.48
6:Y:1088:TYR:CZ	6:Y:1120:PRO:HB3	2.48	0.48
2:A:5:GLN:O	2:A:6:THR:CB	2.61	0.48
3:B:381:PRO:O	3:B:384:GLN:HB3	2.13	0.48
3:B:527:VAL:HA	3:B:533:ASP:OD2	2.13	0.48
3:B:531:THR:O	3:B:532:ASP:C	2.50	0.48
3:D:239:ALA:HB2	2:E:42:ASN:O	2.13	0.48
3:F:162:HIS:CD2	3:F:199:LEU:HB2	2.48	0.48
3:F:315:LEU:N	3:F:315:LEU:HD23	2.28	0.48
3:H:269:LYS:HG2	3:H:516:LYS:HZ3	1.79	0.48
3:H:312:ASN:CG	3:H:316:ILE:HD11	2.34	0.48
3:J:355:GLY:O	3:J:416:ARG:HD2	2.13	0.48

Continued on next page...

Continued from previous page...

Atom-1	Atom-2	Interatomic distance (Å)	Clash overlap (Å)
3:J:381:PRO:O	3:J:384:GLN:HB3	2.13	0.48
3:L:162:HIS:CD2	3:L:199:LEU:HB2	2.48	0.48
3:L:381:PRO:O	3:L:384:GLN:HB3	2.13	0.48
3:L:521:VAL:HG21	3:L:577:VAL:HG22	1.95	0.48
3:N:373:PHE:HA	3:N:441:GLY:HA2	1.95	0.48
3:P:49:ARG:NH1	3:P:115:THR:HG22	2.18	0.48
3:P:79:ARG:HB2	3:P:79:ARG:NH1	2.27	0.48
3:P:120:GLY:HA3	3:P:126:ALA:HA	1.95	0.48
3:P:355:GLY:O	3:P:416:ARG:HD2	2.13	0.48
3:P:522:GLY:HA3	3:T:288:SER:HB3	1.94	0.48
3:R:300:LYS:HB3	3:R:302:GLU:OE1	2.13	0.48
3:R:312:ASN:CG	3:R:316:ILE:HD11	2.34	0.48
3:T:382:ILE:O	3:T:383:GLN:HB2	2.14	0.48
3:T:471:LEU:N	3:T:471:LEU:CD2	2.76	0.48
4:U:79:PHE:HE2	4:U:138:ILE:CD1	2.25	0.48
4:U:241:LEU:O	4:U:242:ASN:CB	2.60	0.48
4:U:245:GLN:HE21	4:U:245:GLN:CA	2.25	0.48
4:V:379:ILE:HD13	4:V:388:PRO:HD3	1.94	0.48
5:W:398:LEU:HD23	5:W:398:LEU:N	2.22	0.48
5:W:1014:ASN:HD21	5:W:1213:SER:HB2	1.77	0.48
5:W:1070:VAL:HG11	5:W:1082:ALA:HB2	1.95	0.48
6:X:656:PHE:CD2	6:X:752:PRO:HB3	2.48	0.48
6:X:687:LEU:O	6:X:832:ILE:HD13	2.14	0.48
6:X:718:THR:CA	6:X:726:ARG:NH1	2.75	0.48
6:X:792:GLN:CB	6:X:931:ILE:HD13	2.43	0.48
6:X:1129:THR:HG21	6:X:1132:ARG:NH1	2.28	0.48
6:Y:80:THR:HG22	6:Y:80:THR:O	2.13	0.48
6:Y:266:PRO:CB	6:Y:1085:LEU:HD11	2.41	0.48
6:Y:543:THR:O	6:Y:543:THR:CG2	2.60	0.48
6:Y:606:MET:CE	6:Y:610:THR:HG21	2.44	0.48
6:Y:633:PRO:O	6:Y:637:PRO:HA	2.14	0.48
3:B:162:HIS:CD2	3:B:199:LEU:HB2	2.48	0.48
3:B:203:TYR:HB3	3:B:206:GLU:CB	2.39	0.48
3:D:78:MET:O	3:D:78:MET:HG2	2.13	0.48
3:D:355:GLY:O	3:D:416:ARG:HD2	2.13	0.48
3:D:381:PRO:O	3:D:384:GLN:HB3	2.13	0.48
3:F:48:TRP:CE2	3:F:63:ILE:HD13	2.49	0.48
3:F:382:ILE:O	3:F:383:GLN:HB2	2.14	0.48
3:H:527:VAL:HA	3:H:533:ASP:OD2	2.13	0.48
3:J:48:TRP:CE2	3:J:63:ILE:HD13	2.49	0.48
3:J:82:PHE:O	3:J:86:LEU:HG	2.13	0.48

Continued on next page...

Continued from previous page...

Atom-1	Atom-2	Interatomic distance (Å)	Clash overlap (Å)
3:J:107:VAL:HG12	3:J:109:SER:H	1.77	0.48
3:J:154:ARG:HB3	3:J:154:ARG:CZ	2.44	0.48
3:J:330:GLN:HE21	3:J:332:GLY:CA	2.26	0.48
3:N:47:LEU:HD23	3:N:71:TYR:HB2	1.95	0.48
3:N:174:ILE:HD11	3:N:178:SER:HA	1.95	0.48
3:P:382:ILE:O	3:P:383:GLN:HB2	2.14	0.48
3:T:107:VAL:HG12	3:T:109:SER:H	1.77	0.48
3:T:154:ARG:HB3	3:T:154:ARG:CZ	2.44	0.48
3:T:355:GLY:O	3:T:416:ARG:HD2	2.13	0.48
4:U:136:TRP:HZ2	4:U:293:VAL:HG12	1.77	0.48
4:U:166:MET:O	4:U:168:ALA:N	2.46	0.48
4:U:195:GLN:O	4:U:196:LEU:HB2	2.14	0.48
4:U:342:ARG:HD3	4:U:349:ALA:HA	1.95	0.48
4:U:376:ALA:O	4:U:378:PRO:HD3	2.12	0.48
5:W:111:ARG:HD2	5:W:139:PHE:HB3	1.94	0.48
5:W:193:THR:O	5:W:194:TYR:HB2	2.13	0.48
5:W:1179:GLU:HA	5:W:1179:GLU:OE1	2.13	0.48
5:W:1233:ARG:NH1	5:W:1293:VAL:HG12	2.28	0.48
6:X:419:ILE:HD13	6:X:663:GLN:HB2	1.94	0.48
6:X:593:LEU:HD21	6:X:597:GLU:HB2	1.95	0.48
6:Y:717:MET:CE	6:Y:717:MET:HA	2.44	0.48
6:Y:938:TYR:CZ	6:Y:946:VAL:HG21	2.49	0.48
6:Y:1097:ALA:HB3	6:Y:1098:PRO:HD3	1.93	0.48
2:C:25:ASP:OD2	3:F:143:MET:SD	2.71	0.48
3:D:82:PHE:O	3:D:86:LEU:HG	2.13	0.48
3:D:527:VAL:HA	3:D:533:ASP:OD2	2.13	0.48
3:F:373:PHE:HA	3:F:441:GLY:HA2	1.95	0.48
2:G:5:GLN:O	2:G:6:THR:CB	2.61	0.48
3:H:96:PHE:CE1	3:H:159:TRP:CH2	3.02	0.48
2:I:25:ASP:OD2	3:L:143:MET:SD	2.71	0.48
3:J:269:LYS:HG2	3:J:516:LYS:HZ3	1.78	0.48
3:J:527:VAL:HA	3:J:533:ASP:OD2	2.13	0.48
3:L:288:SER:HB3	3:N:522:GLY:HA3	1.94	0.48
3:L:385:VAL:HG23	3:L:390:ASN:HB3	1.94	0.48
3:N:381:PRO:O	3:N:384:GLN:HB3	2.13	0.48
2:O:42:ASN:O	3:T:239:ALA:HB2	2.13	0.48
3:P:260:SER:HB3	2:Q:33:ALA:HB1	1.96	0.48
3:P:443:PHE:HE2	3:P:459:LEU:HD21	1.74	0.48
3:R:469:VAL:O	3:R:469:VAL:HG13	2.13	0.48
3:T:360:TYR:CD1	3:T:361:ASP:N	2.77	0.48
4:U:10:THR:CG2	4:U:73:GLY:HA3	2.43	0.48

Continued on next page...

Continued from previous page...

Atom-1	Atom-2	Interatomic distance (Å)	Clash overlap (Å)
4:U:294:THR:HG23	4:U:294:THR:O	2.13	0.48
4:U:384:MET:N	4:U:385:PRO:HD3	2.28	0.48
5:W:1187:ALA:N	5:W:1188:PRO:CD	2.77	0.48
5:W:1258:MET:HG3	5:W:1264:PRO:HG2	1.94	0.48
6:X:603:VAL:HG13	6:X:620:VAL:HG12	1.95	0.48
6:X:973:ASN:ND2	6:X:1144:ASP:HB2	2.29	0.48
6:X:1124:VAL:O	6:X:1157:ALA:HB2	2.13	0.48
6:Y:54:VAL:CG2	6:Y:57:GLN:HE21	2.26	0.48
6:Y:75:ASP:O	6:Y:76:GLY:C	2.52	0.48
6:Y:649:ASN:ND2	6:Y:699:ASN:HD21	2.12	0.48
6:Y:656:PHE:HD1	6:Y:657:GLY:O	1.96	0.48
3:B:154:ARG:HB3	3:B:154:ARG:CZ	2.44	0.48
3:D:52:GLY:O	3:D:53:THR:OG1	2.31	0.48
3:F:120:GLY:HA3	3:F:126:ALA:HA	1.95	0.48
3:F:420:LEU:HD12	3:F:422:LEU:HD23	1.95	0.48
3:H:96:PHE:CD1	3:H:101:THR:HG23	2.44	0.48
3:J:162:HIS:CD2	3:J:199:LEU:HB2	2.48	0.48
3:J:315:LEU:N	3:J:315:LEU:HD23	2.28	0.48
3:J:344:MET:HE2	3:J:502:LEU:HD11	1.94	0.48
3:L:48:TRP:N	3:L:48:TRP:HD1	2.09	0.48
3:L:48:TRP:CE2	3:L:63:ILE:HD13	2.49	0.48
3:L:315:LEU:HD23	3:L:315:LEU:N	2.28	0.48
3:L:420:LEU:HD12	3:L:422:LEU:HD23	1.95	0.48
3:N:312:ASN:CG	3:N:316:ILE:HD11	2.34	0.48
3:N:330:GLN:HE21	3:N:332:GLY:CA	2.26	0.48
3:N:494:THR:O	3:N:495:SER:C	2.52	0.48
3:N:527:VAL:HA	3:N:533:ASP:OD2	2.13	0.48
3:P:162:HIS:CD2	3:P:199:LEU:HB2	2.48	0.48
3:P:300:LYS:HB3	3:P:302:GLU:OE1	2.13	0.48
3:P:373:PHE:HA	3:P:441:GLY:HA2	1.95	0.48
3:R:78:MET:HG2	3:R:78:MET:O	2.13	0.48
3:R:120:GLY:HA3	3:R:126:ALA:HA	1.95	0.48
3:R:238:VAL:CG2	3:T:142:ILE:HD11	2.42	0.48
3:R:381:PRO:O	3:R:384:GLN:HB3	2.13	0.48
3:R:471:LEU:CD2	3:R:471:LEU:N	2.76	0.48
3:R:549:LEU:HB3	3:T:644:LEU:CD1	2.34	0.48
3:T:315:LEU:HD23	3:T:315:LEU:N	2.28	0.48
4:U:41:PHE:CZ	4:U:186:ALA:HB3	2.49	0.48
4:U:339:LEU:CG	4:U:343:GLN:HE21	2.26	0.48
4:V:337:ARG:HE	4:V:338:HIS:CD2	2.32	0.48
5:W:409:ILE:HB	5:W:414:ALA:HB2	1.95	0.48

Continued on next page...

Continued from previous page...

Atom-1	Atom-2	Interatomic distance (Å)	Clash overlap (Å)
5:W:519:LEU:HG	5:W:580:ALA:HA	1.94	0.48
5:W:610:THR:OG1	5:W:662:ARG:HG2	2.13	0.48
5:W:816:ASN:CG	5:W:845:LEU:HD21	2.33	0.48
5:W:860:CYS:HB2	5:W:874:TYR:CE1	2.49	0.48
5:W:1040:VAL:CB	5:W:1041:PRO:CD	2.88	0.48
5:W:1157:CYS:HB3	5:W:1190:ARG:NH2	2.28	0.48
6:X:373:ARG:HA	6:X:385:VAL:HA	1.95	0.48
6:X:633:PRO:C	6:X:635:GLN:H	2.17	0.48
6:X:681:ASN:HD22	6:X:752:PRO:CG	2.27	0.48
6:X:921:ASP:O	6:X:923:LEU:N	2.44	0.48
6:X:992:ASN:HD22	6:X:992:ASN:C	2.16	0.48
6:Y:559:HIS:HD2	6:Y:562:SER:CB	2.25	0.48
6:Y:1037:VAL:CG1	6:Y:1039:ARG:HH21	2.26	0.48
3:B:120:GLY:HA3	3:B:126:ALA:HA	1.95	0.48
3:B:315:LEU:N	3:B:315:LEU:HD23	2.28	0.48
3:B:382:ILE:O	3:B:383:GLN:HB2	2.14	0.48
3:D:47:LEU:HD23	3:D:71:TYR:HB2	1.95	0.48
3:D:58:ILE:O	3:D:59:ASP:HB3	2.13	0.48
3:D:120:GLY:HA3	3:D:126:ALA:HA	1.95	0.48
3:D:141:GLN:C	3:D:143:MET:H	2.16	0.48
3:D:162:HIS:CD2	3:D:199:LEU:HB2	2.48	0.48
3:D:288:SER:HB3	3:F:522:GLY:HA3	1.95	0.48
3:D:373:PHE:HA	3:D:441:GLY:HA2	1.95	0.48
2:E:28:SER:HB2	3:F:215:TYR:HA	1.96	0.48
3:F:381:PRO:O	3:F:384:GLN:HB3	2.13	0.48
3:F:471:LEU:CD2	3:F:471:LEU:N	2.76	0.48
3:H:174:ILE:HD11	3:H:178:SER:HA	1.95	0.48
3:H:204:PRO:O	3:H:208:TYR:HB2	2.14	0.48
3:H:341:MET:CE	3:H:341:MET:CA	2.88	0.48
3:H:360:TYR:CD1	3:H:361:ASP:N	2.77	0.48
3:H:471:LEU:N	3:H:471:LEU:CD2	2.76	0.48
3:H:494:THR:O	3:H:495:SER:C	2.52	0.48
2:I:5:GLN:O	2:I:6:THR:CB	2.61	0.48
3:J:120:GLY:HA3	3:J:126:ALA:HA	1.95	0.48
3:J:204:PRO:O	3:J:208:TYR:HB2	2.14	0.48
2:K:26:MET:O	2:K:26:MET:CG	2.60	0.48
3:L:96:PHE:CE1	3:L:159:TRP:CH2	3.02	0.48
3:L:355:GLY:O	3:L:416:ARG:HD2	2.13	0.48
3:N:249:VAL:HG12	3:N:617:VAL:HB	1.94	0.48
3:P:48:TRP:N	3:P:48:TRP:HD1	2.09	0.48
3:P:78:MET:HG2	3:P:78:MET:O	2.13	0.48

Continued on next page...

Continued from previous page...

Atom-1	Atom-2	Interatomic distance (Å)	Clash overlap (Å)
3:P:288:SER:HB3	3:R:522:GLY:HA3	1.94	0.48
3:P:298:PHE:HE1	3:T:416:ARG:CB	2.16	0.48
3:R:330:GLN:HE21	3:R:332:GLY:CA	2.26	0.48
3:R:373:PHE:HA	3:R:441:GLY:HA2	1.95	0.48
3:T:204:PRO:O	3:T:208:TYR:HB2	2.14	0.48
3:T:420:LEU:HD12	3:T:422:LEU:HD23	1.96	0.48
3:T:527:VAL:HA	3:T:533:ASP:OD2	2.13	0.48
3:T:564:LEU:HA	3:T:567:ARG:NH2	2.27	0.48
5:W:19:ARG:NH1	5:W:366:VAL:O	2.47	0.48
5:W:740:VAL:O	5:W:742:SER:N	2.47	0.48
5:W:773:ARG:CD	5:W:843:LEU:HD22	2.43	0.48
5:W:893:ALA:CB	5:W:921:ILE:HD12	2.43	0.48
5:W:1080:SER:HB3	5:W:1085:ALA:HB3	1.94	0.48
5:W:1233:ARG:HH11	5:W:1293:VAL:HG12	1.78	0.48
6:X:410:HIS:CG	6:X:411:GLN:N	2.80	0.48
6:X:450:ASP:CG	6:X:861:ARG:NH1	2.66	0.48
6:X:720:THR:O	6:X:721:VAL:C	2.51	0.48
6:Y:321:VAL:O	6:Y:321:VAL:HG12	2.13	0.48
6:Y:549:ALA:HB1	6:Y:569:LEU:HD13	1.96	0.48
6:Y:996:MET:O	6:Y:998:PRO:HD3	2.14	0.48
2:A:26:MET:O	2:A:26:MET:CG	2.60	0.48
3:B:345:ILE:O	3:B:346:ASP:C	2.52	0.48
3:D:411:VAL:O	3:D:412:ARG:CB	2.56	0.48
3:F:204:PRO:O	3:F:208:TYR:HB2	2.14	0.48
3:H:382:ILE:O	3:H:383:GLN:HB2	2.14	0.48
3:J:59:ASP:OD1	3:J:59:ASP:O	2.32	0.48
3:L:494:THR:O	3:L:495:SER:C	2.52	0.48
3:L:527:VAL:HA	3:L:533:ASP:OD2	2.13	0.48
3:L:561:ASP:O	3:L:563:PRO:CD	2.62	0.48
2:M:28:SER:HB2	3:N:215:TYR:HA	1.96	0.48
3:P:373:PHE:HD2	3:P:397:VAL:HG11	1.78	0.48
3:P:494:THR:O	3:P:495:SER:C	2.52	0.48
3:P:521:VAL:HG21	3:P:577:VAL:HG22	1.95	0.48
3:P:527:VAL:HA	3:P:533:ASP:OD2	2.13	0.48
3:P:561:ASP:O	3:P:563:PRO:CD	2.62	0.48
3:P:644:LEU:CD1	3:T:549:LEU:HB3	2.33	0.48
3:R:48:TRP:CE2	3:R:63:ILE:HD13	2.49	0.48
3:R:493:GLN:O	3:R:586:VAL:HG23	2.14	0.48
3:T:48:TRP:CE2	3:T:63:ILE:HD13	2.49	0.48
3:T:96:PHE:CE1	3:T:159:TRP:CH2	3.02	0.48
3:T:443:PHE:HE2	3:T:459:LEU:HD21	1.75	0.48

Continued on next page...

Continued from previous page...

Atom-1	Atom-2	Interatomic distance (Å)	Clash overlap (Å)
4:U:58:TYR:HB2	4:U:64:ARG:NH1	2.27	0.48
4:V:77:ASN:OD1	4:V:83:GLN:HB2	2.14	0.48
5:W:300:PHE:CE1	5:W:309:ASN:ND2	2.82	0.48
5:W:821:GLU:CB	5:W:824:ARG:HH21	2.26	0.48
5:W:1081:VAL:HG12	5:W:1081:VAL:O	2.14	0.48
5:W:1138:MET:CE	5:W:1225:ASP:HB2	2.44	0.48
5:W:1244:THR:HA	5:W:1284:TYR:HE2	1.78	0.48
6:X:302:LEU:HD23	6:X:302:LEU:C	2.34	0.48
6:X:518:LEU:HG	6:X:820:VAL:HG23	1.96	0.48
6:X:1017:PHE:CD1	6:Y:1211:ARG:HA	2.49	0.48
6:Y:231:MET:SD	6:Y:348:ALA:HB3	2.53	0.48
6:Y:294:ARG:HB3	6:Y:890:GLN:CB	2.44	0.48
6:Y:439:THR:O	6:Y:440:ILE:HB	2.13	0.48
6:Y:676:VAL:HG12	6:Y:771:PHE:HD2	1.78	0.48
6:Y:707:PHE:O	6:Y:711:VAL:HG23	2.13	0.48
6:Y:1212:SER:O	6:Y:1213:ALA:C	2.51	0.48
3:B:561:ASP:O	3:B:563:PRO:CD	2.62	0.48
3:D:96:PHE:CE1	3:D:159:TRP:CH2	3.02	0.48
3:D:561:ASP:O	3:D:563:PRO:CD	2.62	0.48
3:F:96:PHE:CE1	3:F:159:TRP:CH2	3.02	0.48
3:F:345:ILE:O	3:F:346:ASP:C	2.52	0.48
3:F:494:THR:O	3:F:495:SER:C	2.52	0.48
3:F:549:LEU:HB3	3:H:644:LEU:CD1	2.34	0.48
3:H:48:TRP:CE2	3:H:63:ILE:HD13	2.49	0.48
3:H:381:PRO:O	3:H:384:GLN:HB3	2.13	0.48
3:H:633:ALA:O	3:H:636:ALA:HB3	2.14	0.48
2:I:42:ASN:O	3:N:239:ALA:HB2	2.13	0.48
3:J:373:PHE:HA	3:J:441:GLY:HA2	1.95	0.48
3:J:521:VAL:HG21	3:J:577:VAL:HG22	1.95	0.48
3:J:536:THR:HG21	3:J:570:LYS:HD2	1.94	0.48
3:L:166:ALA:CB	3:L:194:LEU:HD11	2.44	0.48
2:M:5:GLN:O	2:M:6:THR:CB	2.61	0.48
3:N:141:GLN:C	3:N:143:MET:H	2.16	0.48
3:P:48:TRP:CE2	3:P:63:ILE:HD13	2.49	0.48
2:S:28:SER:HB2	3:T:215:TYR:HA	1.96	0.48
3:T:144:ASN:C	3:T:146:GLN:N	2.65	0.48
4:U:80:ALA:HB1	4:U:118:VAL:HG21	1.95	0.48
4:U:121:ASP:O	4:U:123:ASN:N	2.47	0.48
4:V:94:ASP:HB2	4:V:95:PRO:CD	2.43	0.48
4:V:188:THR:HG23	6:Y:376:LEU:HD13	1.95	0.48
5:W:59:ILE:HB	5:W:178:ILE:CD1	2.43	0.48

Continued on next page...

Continued from previous page...

Atom-1	Atom-2	Interatomic distance (Å)	Clash overlap (Å)
5:W:1160:TYR:HE2	5:W:1218:ARG:HH12	1.62	0.48
6:X:411:GLN:HG3	6:X:445:PHE:CD2	2.48	0.48
6:X:1167:LEU:HD13	6:X:1187:ARG:NH2	2.29	0.48
6:Y:374:ALA:O	6:Y:375:ASN:HB2	2.12	0.48
6:Y:590:ALA:O	6:Y:608:GLN:HG2	2.13	0.48
6:Y:709:ILE:HA	6:Y:733:MET:HE3	1.94	0.48
3:B:96:PHE:CD1	3:B:101:THR:HG23	2.44	0.48
3:B:419:MET:O	3:B:419:MET:HE3	2.13	0.48
3:B:471:LEU:CD2	3:B:471:LEU:N	2.76	0.48
3:D:312:ASN:CG	3:D:316:ILE:HD11	2.34	0.48
2:E:26:MET:O	2:E:26:MET:CG	2.60	0.48
3:F:352:ASP:HB2	3:F:421:HIS:CD2	2.49	0.48
3:F:561:ASP:O	3:F:563:PRO:CD	2.62	0.48
3:F:633:ALA:O	3:F:636:ALA:HB3	2.14	0.48
2:G:28:SER:HB2	3:H:215:TYR:HA	1.96	0.48
3:H:154:ARG:HB3	3:H:154:ARG:CZ	2.44	0.48
3:H:431:ILE:CD1	3:H:437:ILE:HG23	2.39	0.48
3:H:493:GLN:O	3:H:586:VAL:HG23	2.14	0.48
3:J:396:VAL:HG11	3:J:399:ALA:HB2	1.96	0.48
3:L:78:MET:O	3:L:78:MET:HG2	2.13	0.48
3:L:396:VAL:HG11	3:L:399:ALA:HB2	1.96	0.48
3:N:96:PHE:CE1	3:N:159:TRP:CH2	3.02	0.48
3:N:315:LEU:N	3:N:315:LEU:HD23	2.28	0.48
3:N:373:PHE:HD2	3:N:397:VAL:HG11	1.78	0.48
3:N:396:VAL:HG11	3:N:399:ALA:HB2	1.96	0.48
3:N:471:LEU:CD2	3:N:471:LEU:N	2.76	0.48
3:P:305:LYS:HG3	3:P:477:LYS:O	2.14	0.48
3:P:396:VAL:HG11	3:P:399:ALA:HB2	1.96	0.48
3:P:575:MET:HE2	3:T:469:VAL:CB	2.43	0.48
2:Q:26:MET:O	2:Q:27:THR:C	2.50	0.48
7:Q:101:MYR:H21	3:R:191:LYS:NZ	2.24	0.48
3:R:249:VAL:O	3:R:250:GLY:C	2.53	0.48
3:T:141:GLN:C	3:T:143:MET:H	2.16	0.48
3:T:406:ASN:C	3:T:406:ASN:HD22	2.17	0.48
4:U:161:VAL:CG2	4:U:410:MET:HG3	2.38	0.48
4:V:20:LEU:HD13	4:V:384:MET:HB2	1.96	0.48
4:V:140:GLN:O	4:V:144:ILE:HG12	2.14	0.48
5:W:313:LEU:O	5:W:318:VAL:CG1	2.61	0.48
5:W:493:VAL:HG21	5:W:656:PHE:CD2	2.49	0.48
5:W:765:PHE:CE1	5:W:766:LEU:HG	2.49	0.48
5:W:1154:ARG:HD2	5:W:1189:ASN:ND2	2.16	0.48

Continued on next page...

Continued from previous page...

Atom-1	Atom-2	Interatomic distance (Å)	Clash overlap (Å)
6:Y:29:THR:HG22	6:Y:68:PRO:C	2.34	0.48
6:Y:1080:HIS:O	6:Y:1081:TYR:HB3	2.14	0.48
3:B:48:TRP:CE2	3:B:63:ILE:HD13	2.49	0.47
3:B:204:PRO:O	3:B:208:TYR:HB2	2.14	0.47
3:D:423:GLN:O	3:D:423:GLN:CG	2.62	0.47
3:F:249:VAL:O	3:F:250:GLY:C	2.53	0.47
3:F:358:LEU:HB2	3:F:417:PHE:HD1	1.77	0.47
3:F:396:VAL:HG11	3:F:399:ALA:HB2	1.96	0.47
3:H:141:GLN:C	3:H:143:MET:H	2.16	0.47
3:H:251:SER:OG	3:H:253:VAL:HG12	2.14	0.47
3:H:396:VAL:HG11	3:H:399:ALA:HB2	1.96	0.47
3:H:496:GLU:C	3:H:498:VAL:H	2.17	0.47
3:J:55:VAL:HG22	3:J:56:ALA:N	2.29	0.47
3:J:166:ALA:CB	3:J:194:LEU:HD11	2.44	0.47
3:J:352:ASP:HB2	3:J:421:HIS:CD2	2.49	0.47
3:J:423:GLN:O	3:J:423:GLN:CG	2.62	0.47
3:L:47:LEU:HD23	3:L:71:TYR:HB2	1.95	0.47
3:L:443:PHE:HE2	3:L:459:LEU:HD21	1.74	0.47
3:L:471:LEU:N	3:L:471:LEU:CD2	2.76	0.47
2:M:26:MET:CG	3:N:216:PRO:HG3	2.29	0.47
3:N:78:MET:HG2	3:N:78:MET:O	2.13	0.47
3:P:51:VAL:CG1	5:W:379:VAL:CG2	2.92	0.47
3:P:57:THR:O	3:P:58:ILE:CB	2.62	0.47
3:P:96:PHE:CE1	3:P:159:TRP:CH2	3.02	0.47
3:P:493:GLN:O	3:P:586:VAL:HG23	2.14	0.47
2:Q:28:SER:HB2	3:R:215:TYR:HA	1.96	0.47
3:R:96:PHE:CE1	3:R:159:TRP:CH2	3.02	0.47
3:R:305:LYS:HG3	3:R:477:LYS:O	2.14	0.47
3:T:80:GLU:OE2	3:T:80:GLU:HA	2.12	0.47
3:T:166:ALA:CB	3:T:194:LEU:HD11	2.44	0.47
5:W:95:PHE:HB2	5:W:125:PHE:CD2	2.49	0.47
5:W:304:LEU:HD23	5:W:304:LEU:C	2.34	0.47
5:W:439:PHE:HB3	5:W:648:THR:OG1	2.12	0.47
5:W:1102:PRO:HG3	5:W:1127:ILE:CD1	2.43	0.47
6:X:389:GLU:HG2	6:X:1194:LEU:HD21	1.95	0.47
6:X:393:ALA:HB1	6:X:1182:ASN:HD22	1.78	0.47
6:X:611:PRO:O	6:X:612:ALA:C	2.52	0.47
6:X:722:ASN:CG	6:X:723:ASP:N	2.67	0.47
6:X:784:LEU:N	6:X:784:LEU:CD1	2.74	0.47
6:X:935:SER:CB	6:X:949:HIS:HB3	2.44	0.47
6:X:976:ASN:CA	6:X:1083:TYR:HE1	2.26	0.47

Continued on next page...

Continued from previous page...

Atom-1	Atom-2	Interatomic distance (Å)	Clash overlap (Å)
6:Y:302:LEU:CD2	6:Y:905:VAL:HG22	2.43	0.47
6:Y:842:ALA:HB3	6:Y:843:PRO:CD	2.34	0.47
3:B:166:ALA:CB	3:B:194:LEU:HD11	2.44	0.47
3:B:330:GLN:HE21	3:B:332:GLY:CA	2.26	0.47
3:B:373:PHE:HD2	3:B:397:VAL:HG11	1.78	0.47
2:C:5:GLN:O	2:C:6:THR:CB	2.61	0.47
3:D:345:ILE:O	3:D:346:ASP:C	2.52	0.47
3:D:433:GLY:O	3:D:435:PRO:HD3	2.14	0.47
2:E:5:GLN:O	2:E:6:THR:CB	2.61	0.47
3:F:269:LYS:HG2	3:F:516:LYS:HZ3	1.78	0.47
3:F:344:MET:HE2	3:F:502:LEU:HD11	1.96	0.47
3:F:373:PHE:HD2	3:F:397:VAL:HG11	1.78	0.47
3:F:433:GLY:O	3:F:435:PRO:HD3	2.14	0.47
3:J:78:MET:HG2	3:J:78:MET:O	2.13	0.47
3:J:416:ARG:CB	3:L:298:PHE:HE1	2.16	0.47
3:J:443:PHE:HE2	3:J:459:LEU:HD21	1.75	0.47
3:J:494:THR:O	3:J:495:SER:C	2.52	0.47
3:J:549:LEU:HB3	3:L:644:LEU:CD1	2.33	0.47
3:L:305:LYS:HG3	3:L:477:LYS:O	2.14	0.47
3:N:203:TYR:HB3	3:N:206:GLU:CB	2.39	0.47
2:O:28:SER:HA	3:P:216:PRO:CD	2.44	0.47
3:P:204:PRO:O	3:P:208:TYR:HB2	2.14	0.47
3:P:345:ILE:O	3:P:346:ASP:C	2.52	0.47
3:P:358:LEU:CB	3:P:417:PHE:HE1	2.25	0.47
3:P:471:LEU:N	3:P:471:LEU:CD2	2.76	0.47
3:R:352:ASP:HB2	3:R:421:HIS:CD2	2.49	0.47
3:R:373:PHE:HD2	3:R:397:VAL:HG11	1.78	0.47
3:R:423:GLN:O	3:R:423:GLN:CG	2.62	0.47
3:T:493:GLN:O	3:T:586:VAL:HG23	2.14	0.47
3:T:633:ALA:O	3:T:636:ALA:HB3	2.14	0.47
4:U:41:PHE:CE1	6:X:404:MET:CE	2.97	0.47
4:V:10:THR:HG23	4:V:73:GLY:HA3	1.95	0.47
4:V:12:ASN:ND2	4:V:14:TYR:H	2.12	0.47
5:W:192:ALA:CB	5:W:333:VAL:HG21	2.44	0.47
5:W:1052:ILE:CG2	5:W:1112:LEU:HD22	2.43	0.47
5:W:1054:SER:HB3	5:W:1096:PHE:CE1	2.49	0.47
5:W:1062:SER:O	5:W:1111:PHE:HB2	2.14	0.47
5:W:1206:TYR:CD2	5:W:1222:PRO:HB3	2.49	0.47
6:X:311:ILE:HD11	6:X:406:LEU:CD2	2.43	0.47
6:X:865:VAL:HG12	6:X:958:HIS:HB2	1.95	0.47
6:Y:32:SER:OG	6:Y:70:SER:HB2	2.13	0.47

Continued on next page...

Continued from previous page...

Atom-1	Atom-2	Interatomic distance (Å)	Clash overlap (Å)
6:Y:617:HIS:CD2	6:Y:619:GLY:H	2.32	0.47
6:Y:1020:ILE:HD13	6:Y:1031:LEU:HA	1.96	0.47
6:Y:1049:SER:HB2	6:Y:1078:LEU:HG	1.96	0.47
3:B:96:PHE:CE1	3:B:159:TRP:CH2	3.02	0.47
3:B:141:GLN:C	3:B:143:MET:H	2.16	0.47
3:B:560:PRO:HB2	3:B:562:TYR:CE1	2.50	0.47
2:C:29:THR:HG22	3:H:609:ARG:HD2	1.91	0.47
3:D:203:TYR:HB3	3:D:206:GLU:CB	2.39	0.47
3:D:249:VAL:O	3:D:250:GLY:C	2.53	0.47
3:D:297:ALA:CB	3:D:460:MET:HB2	2.33	0.47
3:D:305:LYS:HG3	3:D:477:LYS:O	2.14	0.47
3:D:352:ASP:HB2	3:D:421:HIS:CD2	2.49	0.47
3:D:382:ILE:O	3:D:383:GLN:HB2	2.14	0.47
3:F:47:LEU:HD23	3:F:71:TYR:HB2	1.95	0.47
3:F:330:GLN:HE21	3:F:332:GLY:CA	2.26	0.47
3:F:564:LEU:CD2	3:F:568:ARG:NH2	2.75	0.47
3:H:305:LYS:HG3	3:H:477:LYS:O	2.14	0.47
3:H:433:GLY:O	3:H:435:PRO:HD3	2.14	0.47
3:H:560:PRO:HB2	3:H:562:TYR:CE1	2.50	0.47
3:H:561:ASP:O	3:H:562:TYR:CB	2.62	0.47
3:J:141:GLN:C	3:J:143:MET:H	2.16	0.47
3:J:373:PHE:HD2	3:J:397:VAL:HG11	1.78	0.47
3:J:560:PRO:HB2	3:J:562:TYR:CE1	2.50	0.47
3:L:154:ARG:HB3	3:L:154:ARG:CZ	2.44	0.47
3:L:312:ASN:CG	3:L:316:ILE:HD11	2.34	0.47
3:L:496:GLU:C	3:L:498:VAL:H	2.17	0.47
3:N:249:VAL:O	3:N:250:GLY:C	2.53	0.47
3:N:365:ASP:OD2	3:N:452:SER:HB2	2.15	0.47
3:N:382:ILE:O	3:N:383:GLN:HB2	2.14	0.47
3:P:141:GLN:C	3:P:143:MET:H	2.16	0.47
3:P:423:GLN:CG	3:P:423:GLN:O	2.62	0.47
3:T:345:ILE:O	3:T:346:ASP:C	2.52	0.47
3:T:406:ASN:O	3:T:406:ASN:ND2	2.43	0.47
4:U:367:GLU:OE2	4:U:394:PHE:HB3	2.14	0.47
4:V:7:PHE:O	4:V:315:LEU:HD21	2.14	0.47
5:W:8:GLN:HB2	5:W:321:GLU:HG2	1.95	0.47
5:W:226:VAL:HG11	5:W:239:LEU:HD22	1.95	0.47
5:W:751:SER:C	5:W:753:GLY:H	2.17	0.47
5:W:993:PRO:HA	5:W:1017:ILE:HD13	1.96	0.47
6:X:474:GLU:HG2	6:X:474:GLU:O	2.14	0.47
6:X:633:PRO:CG	6:X:640:ARG:HH11	2.24	0.47

Continued on next page...

Continued from previous page...

Atom-1	Atom-2	Interatomic distance (Å)	Clash overlap (Å)
6:Y:46:ALA:O	6:Y:49:GLN:HG2	2.14	0.47
6:Y:202:THR:HG22	6:Y:392:ASP:H	1.79	0.47
6:Y:283:ILE:HG12	6:Y:287:GLN:O	2.15	0.47
6:Y:413:PRO:HB2	6:Y:434:ILE:CD1	2.39	0.47
6:Y:462:ILE:HG21	6:Y:469:ALA:HB2	1.95	0.47
6:Y:790:PRO:HG3	6:Y:793:ARG:NH2	2.30	0.47
6:Y:996:MET:HA	6:Y:996:MET:HE3	1.89	0.47
6:Y:1034:ASP:C	6:Y:1036:ASN:N	2.68	0.47
3:B:352:ASP:HB2	3:B:421:HIS:CD2	2.49	0.47
3:B:396:VAL:HG11	3:B:399:ALA:HB2	1.96	0.47
3:B:496:GLU:C	3:B:498:VAL:H	2.17	0.47
3:B:521:VAL:HG23	3:B:522:GLY:N	2.30	0.47
2:C:28:SER:HA	3:D:216:PRO:CD	2.44	0.47
3:D:174:ILE:HD11	3:D:178:SER:HA	1.95	0.47
3:D:204:PRO:O	3:D:208:TYR:HB2	2.14	0.47
3:D:471:LEU:N	3:D:471:LEU:CD2	2.76	0.47
3:D:560:PRO:HB2	3:D:562:TYR:CE1	2.50	0.47
2:E:9:ASN:HB3	3:F:209:ASN:CG	2.35	0.47
3:F:78:MET:HG2	3:F:78:MET:O	2.13	0.47
3:H:166:ALA:CB	3:H:194:LEU:HD11	2.44	0.47
3:H:249:VAL:O	3:H:250:GLY:C	2.52	0.47
3:H:369:SER:OG	3:H:443:PHE:CD1	2.64	0.47
3:H:373:PHE:HA	3:H:441:GLY:HA2	1.95	0.47
3:H:469:VAL:O	3:H:469:VAL:HG13	2.13	0.47
3:J:96:PHE:CE1	3:J:159:TRP:CH2	3.02	0.47
3:J:174:ILE:HD11	3:J:178:SER:HA	1.95	0.47
3:J:365:ASP:OD2	3:J:452:SER:HB2	2.15	0.47
3:J:521:VAL:HG23	3:J:522:GLY:N	2.30	0.47
2:K:9:ASN:HB3	3:L:209:ASN:CG	2.35	0.47
2:K:28:SER:HB2	3:L:215:TYR:HA	1.96	0.47
3:L:433:GLY:O	3:L:435:PRO:HD3	2.14	0.47
3:L:493:GLN:O	3:L:586:VAL:HG23	2.14	0.47
3:L:560:PRO:HB2	3:L:562:TYR:CE1	2.50	0.47
2:Q:9:ASN:HB3	3:R:209:ASN:CG	2.35	0.47
2:Q:28:SER:HA	3:R:216:PRO:CD	2.44	0.47
3:R:162:HIS:CD2	3:R:199:LEU:HB2	2.48	0.47
3:R:496:GLU:C	3:R:498:VAL:H	2.17	0.47
3:T:249:VAL:O	3:T:250:GLY:C	2.53	0.47
3:T:274:ILE:HD12	3:T:514:LEU:HD23	1.94	0.47
3:T:470:LEU:HD11	3:T:472:ARG:NH1	2.26	0.47
4:V:64:ARG:NH2	6:X:1027:LEU:CD1	2.78	0.47

Continued on next page...

Continued from previous page...

Atom-1	Atom-2	Interatomic distance (Å)	Clash overlap (Å)
4:V:250:TRP:CZ3	6:Y:956:HIS:CE1	3.02	0.47
4:V:299:LEU:HB2	4:V:322:VAL:HG12	1.97	0.47
4:V:348:THR:HG22	4:V:350:ALA:H	1.78	0.47
5:W:391:VAL:CG1	5:W:790:ARG:HH11	2.27	0.47
5:W:494:PHE:HA	5:W:497:LEU:HB2	1.96	0.47
6:X:416:ILE:CD1	6:X:1207:ILE:HG21	2.45	0.47
6:Y:202:THR:HG21	6:Y:390:LEU:HD12	1.96	0.47
6:Y:317:PHE:H	6:Y:317:PHE:HD1	1.61	0.47
6:Y:325:THR:HG21	6:Y:347:ARG:HA	1.96	0.47
6:Y:371:LEU:HD21	6:Y:388:MET:CE	2.45	0.47
6:Y:589:LEU:O	6:Y:593:LEU:CD2	2.60	0.47
6:Y:618:PRO:CG	6:Y:779:VAL:HG13	2.44	0.47
6:Y:1020:ILE:HD11	6:Y:1041:ILE:HD11	1.95	0.47
6:Y:1078:LEU:HD12	6:Y:1078:LEU:N	2.29	0.47
6:Y:1088:TYR:CE1	6:Y:1132:ARG:HD3	2.50	0.47
2:A:9:ASN:HB3	3:B:209:ASN:CG	2.35	0.47
2:A:13:ILE:HG13	3:B:208:TYR:CG	2.50	0.47
2:A:41:LEU:O	2:A:42:ASN:CB	2.37	0.47
3:B:633:ALA:O	3:B:636:ALA:HB3	2.14	0.47
3:D:274:ILE:HD12	3:D:514:LEU:HD23	1.94	0.47
3:F:521:VAL:HG23	3:F:522:GLY:N	2.30	0.47
3:H:315:LEU:HD23	3:H:315:LEU:N	2.28	0.47
3:H:420:LEU:HD12	3:H:422:LEU:HD23	1.95	0.47
3:J:249:VAL:O	3:J:250:GLY:C	2.53	0.47
3:J:251:SER:OG	3:J:253:VAL:HG12	2.14	0.47
3:J:471:LEU:CD2	3:J:471:LEU:N	2.76	0.47
3:J:493:GLN:O	3:J:586:VAL:HG23	2.14	0.47
3:J:633:ALA:O	3:J:636:ALA:HB3	2.14	0.47
2:K:13:ILE:HG13	3:L:208:TYR:CG	2.50	0.47
3:L:120:GLY:HA3	3:L:126:ALA:HA	1.95	0.47
3:L:141:GLN:C	3:L:143:MET:H	2.16	0.47
3:L:174:ILE:HD11	3:L:178:SER:HA	1.95	0.47
3:L:251:SER:OG	3:L:253:VAL:HG12	2.14	0.47
3:N:305:LYS:HG3	3:N:477:LYS:O	2.14	0.47
3:N:355:GLY:O	3:N:416:ARG:HD2	2.13	0.47
3:N:521:VAL:HG23	3:N:522:GLY:N	2.30	0.47
7:O:101:MYR:H72	3:P:200:CYS:HG	1.75	0.47
3:P:352:ASP:HB2	3:P:421:HIS:CD2	2.49	0.47
3:P:433:GLY:O	3:P:435:PRO:HD3	2.14	0.47
3:R:166:ALA:CB	3:R:194:LEU:HD11	2.44	0.47
3:R:355:GLY:O	3:R:416:ARG:HD2	2.13	0.47

Continued on next page...

Continued from previous page...

Atom-1	Atom-2	Interatomic distance (Å)	Clash overlap (Å)
3:R:365:ASP:OD2	3:R:452:SER:HB2	2.15	0.47
3:R:633:ALA:O	3:R:636:ALA:HB3	2.14	0.47
2:S:28:SER:HA	3:T:216:PRO:CD	2.44	0.47
3:T:78:MET:HG2	3:T:78:MET:O	2.13	0.47
3:T:352:ASP:HB2	3:T:421:HIS:CD2	2.49	0.47
4:U:318:ASN:H	4:U:322:VAL:CG1	2.26	0.47
5:W:591:ASP:O	5:W:591:ASP:CG	2.53	0.47
5:W:620:VAL:HG23	5:W:657:LEU:CD1	2.45	0.47
5:W:642:LEU:HD12	5:W:668:LEU:HD13	1.96	0.47
5:W:1163:LEU:HD13	5:W:1207:LEU:HB3	1.95	0.47
6:X:242:ARG:NH2	6:X:1085:LEU:HD11	2.23	0.47
6:X:263:LEU:HD22	6:X:263:LEU:N	2.29	0.47
6:X:298:LEU:O	6:X:298:LEU:HD23	2.13	0.47
6:X:349:VAL:C	6:X:350:LEU:HD12	2.34	0.47
6:X:419:ILE:HA	6:X:660:SER:CB	2.44	0.47
6:X:578:ASP:HA	6:X:579:PRO:HD3	1.75	0.47
6:Y:250:ALA:HA	6:Y:336:ARG:NH2	2.30	0.47
6:Y:355:LYS:CE	6:Y:1161:ASN:OD1	2.63	0.47
6:Y:632:ASN:HB2	6:Y:635:GLN:CB	2.30	0.47
6:Y:1048:PRO:HG2	6:Y:1051:VAL:HG23	1.95	0.47
6:Y:1088:TYR:O	6:Y:1121:ILE:HG13	2.14	0.47
2:A:28:SER:HA	3:B:216:PRO:CD	2.44	0.47
3:B:249:VAL:O	3:B:250:GLY:C	2.53	0.47
3:B:382:ILE:HB	3:B:438:TYR:CZ	2.50	0.47
3:B:423:GLN:O	3:B:423:GLN:CG	2.62	0.47
3:D:633:ALA:O	3:D:636:ALA:HB3	2.14	0.47
3:J:49:ARG:NH1	4:V:405:ALA:HB1	2.29	0.47
3:J:227:LEU:O	3:J:228:PRO:O	2.33	0.47
3:J:237:GLU:CD	3:L:46:LYS:NZ	2.68	0.47
3:J:298:PHE:HE1	3:N:416:ARG:CB	2.16	0.47
3:L:204:PRO:O	3:L:208:TYR:HB2	2.14	0.47
3:L:249:VAL:O	3:L:250:GLY:C	2.53	0.47
3:L:345:ILE:O	3:L:346:ASP:C	2.52	0.47
3:L:358:LEU:HB2	3:L:417:PHE:HD1	1.77	0.47
3:L:382:ILE:HB	3:L:438:TYR:CZ	2.50	0.47
3:L:382:ILE:O	3:L:383:GLN:HB2	2.14	0.47
3:N:296:PRO:C	3:N:298:PHE:N	2.68	0.47
3:N:369:SER:HB2	3:N:445:ILE:HA	1.97	0.47
3:N:420:LEU:HD12	3:N:422:LEU:HD23	1.96	0.47
3:N:493:GLN:O	3:N:586:VAL:HG23	2.14	0.47
3:N:561:ASP:O	3:N:562:TYR:CB	2.62	0.47

Continued on next page...

Continued from previous page...

Atom-1	Atom-2	Interatomic distance (Å)	Clash overlap (Å)
2:O:5:GLN:O	2:O:6:THR:CB	2.61	0.47
2:O:9:ASN:HB3	3:P:209:ASN:CG	2.35	0.47
3:P:78:MET:HE3	3:T:238:VAL:CG2	2.27	0.47
3:P:166:ALA:CB	3:P:194:LEU:HD11	2.44	0.47
3:P:365:ASP:OD2	3:P:452:SER:HB2	2.15	0.47
3:P:382:ILE:HB	3:P:438:TYR:CZ	2.50	0.47
3:R:433:GLY:O	3:R:435:PRO:HD3	2.15	0.47
3:T:300:LYS:HB3	3:T:302:GLU:OE1	2.13	0.47
3:T:382:ILE:HB	3:T:438:TYR:CZ	2.50	0.47
3:T:560:PRO:HB2	3:T:562:TYR:CE1	2.50	0.47
3:T:564:LEU:CD2	3:T:568:ARG:NH2	2.75	0.47
4:U:92:TRP:CD1	4:U:97:LEU:HD22	2.50	0.47
4:V:8:GLY:HA2	4:V:146:THR:OG1	2.15	0.47
5:W:398:LEU:CD1	5:W:790:ARG:HH21	2.27	0.47
5:W:453:PRO:HB2	5:W:456:GLN:CG	2.44	0.47
6:X:192:GLU:O	6:X:192:GLU:CG	2.62	0.47
6:X:429:ASN:HD22	6:X:429:ASN:H	1.57	0.47
6:X:470:LEU:N	6:X:471:PRO:CD	2.78	0.47
6:X:704:THR:HG23	6:X:705:ILE:N	2.30	0.47
6:X:732:VAL:CG1	6:X:732:VAL:O	2.62	0.47
6:X:734:THR:HG22	6:X:738:GLN:OE1	2.15	0.47
6:X:855:GLN:C	6:X:857:ALA:N	2.67	0.47
6:Y:164:TRP:CG	6:Y:165:ASP:N	2.82	0.47
6:Y:288:PHE:O	6:Y:290:PRO:HD3	2.14	0.47
6:Y:998:PRO:HG3	6:Y:1138:THR:O	2.15	0.47
6:Y:1024:PRO:O	6:Y:1025:ASN:HB3	2.14	0.47
7:A:101:MYR:C4	3:B:187:LEU:HD22	2.45	0.47
3:B:48:TRP:N	3:B:48:TRP:HD1	2.09	0.47
3:B:355:GLY:O	3:B:416:ARG:HD2	2.13	0.47
3:B:358:LEU:CB	3:B:417:PHE:HE1	2.25	0.47
3:B:369:SER:HB2	3:B:445:ILE:HA	1.97	0.47
3:B:494:THR:O	3:B:495:SER:C	2.52	0.47
2:C:28:SER:HB2	3:D:215:TYR:HA	1.96	0.47
3:D:78:MET:HE3	3:H:238:VAL:CG2	2.37	0.47
3:D:166:ALA:CB	3:D:194:LEU:HD11	2.44	0.47
3:D:251:SER:OG	3:D:253:VAL:HG12	2.14	0.47
3:D:365:ASP:OD2	3:D:452:SER:HB2	2.15	0.47
3:D:561:ASP:O	3:D:562:TYR:CB	2.62	0.47
3:F:48:TRP:N	3:F:48:TRP:HD1	2.09	0.47
3:F:141:GLN:C	3:F:143:MET:H	2.16	0.47
3:F:166:ALA:CB	3:F:194:LEU:HD11	2.44	0.47

Continued on next page...

Continued from previous page...

Atom-1	Atom-2	Interatomic distance (Å)	Clash overlap (Å)
3:F:365:ASP:OD2	3:F:452:SER:HB2	2.15	0.47
3:F:423:GLN:CG	3:F:423:GLN:O	2.62	0.47
3:F:493:GLN:O	3:F:586:VAL:HG23	2.14	0.47
3:H:352:ASP:HB2	3:H:421:HIS:CD2	2.49	0.47
3:H:382:ILE:HB	3:H:438:TYR:CZ	2.49	0.47
3:H:423:GLN:CG	3:H:423:GLN:O	2.62	0.47
3:H:582:LEU:C	3:H:584:LEU:H	2.18	0.47
2:I:28:SER:HA	3:J:216:PRO:CD	2.44	0.47
7:I:101:MYR:C4	3:J:187:LEU:HD22	2.45	0.47
3:J:48:TRP:N	3:J:48:TRP:HD1	2.09	0.47
3:J:298:PHE:CE1	3:N:355:GLY:HA2	2.47	0.47
3:J:345:ILE:O	3:J:346:ASP:C	2.52	0.47
3:J:382:ILE:O	3:J:383:GLN:HB2	2.14	0.47
3:J:433:GLY:O	3:J:435:PRO:HD3	2.14	0.47
3:J:561:ASP:O	3:J:562:TYR:CB	2.62	0.47
3:J:561:ASP:O	3:J:563:PRO:CD	2.62	0.47
2:K:5:GLN:O	2:K:6:THR:CB	2.61	0.47
3:L:227:LEU:O	3:L:228:PRO:O	2.33	0.47
2:M:13:ILE:HG13	3:N:208:TYR:CG	2.50	0.47
3:N:154:ARG:HB3	3:N:154:ARG:CZ	2.44	0.47
3:N:352:ASP:HB2	3:N:421:HIS:CD2	2.49	0.47
3:N:521:VAL:HG21	3:N:577:VAL:HG22	1.95	0.47
3:P:46:LYS:NZ	3:T:237:GLU:OE1	2.38	0.47
3:P:431:ILE:CD1	3:P:437:ILE:HG23	2.39	0.47
3:P:633:ALA:O	3:P:636:ALA:HB3	2.14	0.47
3:R:141:GLN:C	3:R:143:MET:H	2.16	0.47
3:R:204:PRO:O	3:R:208:TYR:HB2	2.14	0.47
3:R:560:PRO:HB2	3:R:562:TYR:CE1	2.50	0.47
2:S:5:GLN:O	2:S:6:THR:CB	2.61	0.47
3:T:312:ASN:CG	3:T:316:ILE:HD11	2.34	0.47
3:T:365:ASP:OD2	3:T:452:SER:HB2	2.15	0.47
3:T:373:PHE:HD2	3:T:397:VAL:HG11	1.78	0.47
3:T:423:GLN:O	3:T:423:GLN:CG	2.62	0.47
3:T:521:VAL:HG21	3:T:577:VAL:HG22	1.95	0.47
4:U:250:TRP:CE3	6:X:436:LEU:HD13	2.50	0.47
4:V:78:PRO:C	4:V:80:ALA:H	2.18	0.47
4:V:268:ARG:HB3	4:V:327:ASP:OD1	2.13	0.47
5:W:57:THR:HG22	5:W:183:TYR:CD1	2.48	0.47
5:W:146:SER:N	5:W:147:PRO:CD	2.77	0.47
5:W:175:CYS:C	5:W:177:TYR:N	2.68	0.47
5:W:241:LEU:HD23	5:W:241:LEU:O	2.15	0.47

Continued on next page...

Continued from previous page...

Atom-1	Atom-2	Interatomic distance (Å)	Clash overlap (Å)
5:W:368:PRO:O	5:W:369:ILE:HG13	2.14	0.47
5:W:534:LEU:HD22	5:W:551:ILE:HG21	1.96	0.47
5:W:577:LEU:CD2	5:W:579:TYR:H	2.26	0.47
5:W:603:LEU:HD22	5:W:635:TYR:CE2	2.49	0.47
5:W:769:ARG:NH1	5:W:1000:TYR:OH	2.46	0.47
5:W:860:CYS:HB2	5:W:874:TYR:CZ	2.49	0.47
5:W:882:ALA:HA	5:W:920:ARG:CZ	2.44	0.47
5:W:955:VAL:HA	5:W:966:PRO:HA	1.97	0.47
5:W:1017:ILE:O	5:W:1017:ILE:HG22	2.13	0.47
5:W:1044:LEU:O	5:W:1045:ASN:HB2	2.13	0.47
5:W:1143:GLN:HA	5:W:1143:GLN:OE1	2.15	0.47
5:W:1180:LYS:HB2	5:W:1278:THR:O	2.14	0.47
5:W:1239:ALA:HB2	5:W:1289:LEU:HD21	1.96	0.47
6:X:327:GLY:O	6:X:328:ARG:O	2.32	0.47
6:X:679:TRP:CZ3	6:X:697:MET:HA	2.49	0.47
6:X:862:GLU:CG	6:X:957:ILE:HD12	2.44	0.47
6:X:1108:ASN:C	6:X:1110:ALA:N	2.65	0.47
6:X:1149:THR:HB	6:X:1162:ALA:N	2.29	0.47
6:Y:260:GLU:OE1	6:Y:262:ARG:NH2	2.48	0.47
6:Y:294:ARG:HH21	6:Y:890:GLN:HB3	1.80	0.47
6:Y:324:ILE:HG23	6:Y:325:THR:HG23	1.97	0.47
6:Y:350:LEU:O	6:Y:352:THR:N	2.47	0.47
6:Y:459:LEU:HA	6:Y:459:LEU:HD12	1.78	0.47
6:Y:575:MET:HG2	6:Y:818:ILE:CG2	2.45	0.47
6:Y:662:LEU:N	6:Y:662:LEU:CD1	2.77	0.47
6:Y:865:VAL:HB	6:Y:955:SER:CB	2.44	0.47
6:Y:1027:LEU:HD12	6:Y:1027:LEU:N	2.11	0.47
3:B:227:LEU:O	3:B:228:PRO:O	2.33	0.47
3:B:251:SER:OG	3:B:253:VAL:HG12	2.14	0.47
3:B:271:LEU:HD12	3:B:271:LEU:HA	1.79	0.47
3:B:582:LEU:C	3:B:584:LEU:H	2.19	0.47
3:D:396:VAL:HG11	3:D:399:ALA:HB2	1.96	0.47
3:D:420:LEU:HD12	3:D:422:LEU:HD23	1.95	0.47
3:D:494:THR:O	3:D:495:SER:C	2.52	0.47
3:D:521:VAL:HG23	3:D:522:GLY:N	2.30	0.47
3:F:355:GLY:CA	3:H:298:PHE:CZ	2.80	0.47
3:H:561:ASP:O	3:H:563:PRO:CD	2.62	0.47
3:H:564:LEU:CD2	3:H:568:ARG:NH2	2.75	0.47
3:N:166:ALA:CB	3:N:194:LEU:HD11	2.44	0.47
3:N:204:PRO:O	3:N:208:TYR:HB2	2.14	0.47
3:N:251:SER:OG	3:N:253:VAL:HG12	2.14	0.47

Continued on next page...

Continued from previous page...

Atom-1	Atom-2	Interatomic distance (Å)	Clash overlap (Å)
3:N:382:ILE:HB	3:N:438:TYR:CZ	2.50	0.47
2:O:9:ASN:HB2	3:P:209:ASN:CG	2.35	0.47
3:P:420:LEU:HD12	3:P:422:LEU:HD23	1.96	0.47
3:P:428:ARG:NH1	3:P:428:ARG:CG	2.76	0.47
3:R:561:ASP:O	3:R:563:PRO:CD	2.62	0.47
3:T:296:PRO:C	3:T:298:PHE:N	2.68	0.47
3:T:496:GLU:C	3:T:498:VAL:H	2.17	0.47
3:T:561:ASP:O	3:T:563:PRO:CD	2.62	0.47
4:U:241:LEU:CB	6:X:1179:VAL:HG11	2.44	0.47
5:W:209:THR:O	5:W:212:ALA:HB3	2.15	0.47
5:W:805:VAL:HG13	5:W:1006:SER:HB3	1.95	0.47
5:W:938:TYR:CG	5:W:1021:ARG:HD3	2.50	0.47
6:X:368:ILE:CG1	6:X:369:GLY:H	2.04	0.47
6:X:1182:ASN:O	6:X:1184:LEU:N	2.48	0.47
6:Y:238:GLY:O	6:Y:239:ALA:C	2.53	0.47
6:Y:271:VAL:HG23	6:Y:288:PHE:HB3	1.96	0.47
6:Y:417:VAL:HG12	6:Y:421:ASN:ND2	2.30	0.47
6:Y:906:ASN:HD21	6:Y:921:ASP:HB3	1.78	0.47
6:Y:1087:TYR:HB3	6:Y:1121:ILE:HG12	1.96	0.47
3:B:493:GLN:O	3:B:586:VAL:HG23	2.14	0.47
3:B:561:ASP:O	3:B:562:TYR:CB	2.62	0.47
2:C:13:ILE:HG13	3:D:208:TYR:CG	2.50	0.47
7:C:101:MYR:C4	3:D:187:LEU:HD22	2.45	0.47
3:D:56:ALA:HB1	3:D:61:LEU:HG	1.96	0.47
7:E:101:MYR:H21	3:F:191:LYS:NZ	2.24	0.47
7:E:101:MYR:C4	3:F:187:LEU:HD22	2.45	0.47
2:G:28:SER:HA	3:H:216:PRO:CD	2.44	0.47
3:H:203:TYR:HB3	3:H:206:GLU:CB	2.39	0.47
3:J:96:PHE:CD1	3:J:101:THR:HG23	2.44	0.47
3:J:161:LYS:HB2	3:J:161:LYS:HE2	1.64	0.47
3:L:96:PHE:CD1	3:L:101:THR:HG23	2.44	0.47
3:N:423:GLN:O	3:N:423:GLN:CG	2.63	0.47
3:N:561:ASP:O	3:N:563:PRO:CD	2.62	0.47
3:N:633:ALA:O	3:N:636:ALA:HB3	2.14	0.47
3:P:296:PRO:C	3:P:298:PHE:N	2.68	0.47
3:P:365:ASP:HB3	3:P:452:SER:OG	2.15	0.47
3:R:251:SER:OG	3:R:253:VAL:HG12	2.14	0.47
3:T:305:LYS:HG3	3:T:477:LYS:O	2.14	0.47
3:T:582:LEU:C	3:T:584:LEU:H	2.18	0.47
4:V:43:HIS:HB2	6:X:1027:LEU:HD11	1.97	0.47
5:W:47:LEU:HD23	5:W:60:GLN:CB	2.45	0.47

Continued on next page...

Continued from previous page...

Atom-1	Atom-2	Interatomic distance (Å)	Clash overlap (Å)
5:W:217:LEU:HA	5:W:220:LEU:HD22	1.97	0.47
5:W:464:TYR:CE2	5:W:473:ARG:NH1	2.83	0.47
5:W:691:ALA:HA	5:W:999:PRO:HB3	1.97	0.47
6:X:456:VAL:O	6:X:460:VAL:HG23	2.14	0.47
6:X:693:TYR:N	6:X:693:TYR:CD1	2.83	0.47
6:X:718:THR:OG1	6:X:726:ARG:NH1	2.48	0.47
6:X:920:LEU:HD13	6:X:920:LEU:O	2.15	0.47
6:X:1156:THR:HG21	6:X:1161:ASN:HA	1.97	0.47
6:Y:442:CYS:HB3	6:Y:444:TRP:CE2	2.50	0.47
6:Y:649:ASN:HD22	6:Y:649:ASN:HA	1.54	0.47
3:B:92:TRP:CD2	3:B:156:VAL:HG23	2.51	0.47
3:B:433:GLY:O	3:B:435:PRO:HD3	2.15	0.47
7:C:101:MYR:C2	3:D:191:LYS:HZ1	2.28	0.47
3:D:46:LYS:NZ	3:H:237:GLU:CD	2.68	0.47
3:D:47:LEU:C	3:D:48:TRP:HD1	2.17	0.47
2:E:13:ILE:HG13	3:F:208:TYR:CG	2.50	0.47
3:F:169:MET:HG2	3:F:169:MET:O	2.15	0.47
3:F:431:ILE:HD11	3:F:437:ILE:CG2	2.45	0.47
3:F:560:PRO:HB2	3:F:562:TYR:CE1	2.50	0.47
3:H:58:ILE:CG1	3:H:127:LEU:HD23	2.45	0.47
3:H:169:MET:HG2	3:H:169:MET:O	2.15	0.47
3:H:275:GLU:HG2	3:H:275:GLU:O	2.15	0.47
3:H:358:LEU:HB2	3:H:417:PHE:HD1	1.77	0.47
3:H:365:ASP:OD2	3:H:452:SER:HB2	2.15	0.47
3:J:496:GLU:C	3:J:498:VAL:H	2.17	0.47
3:L:352:ASP:HB2	3:L:421:HIS:CD2	2.49	0.47
3:L:588:ILE:HD13	3:L:588:ILE:HA	1.80	0.47
3:N:48:TRP:CE2	3:N:63:ILE:HD13	2.49	0.47
3:N:58:ILE:CG1	3:N:127:LEU:HD23	2.45	0.47
3:N:560:PRO:HB2	3:N:562:TYR:CE1	2.50	0.47
3:N:564:LEU:CD2	3:N:568:ARG:NH2	2.75	0.47
2:O:13:ILE:HG13	3:P:208:TYR:CG	2.50	0.47
7:O:101:MYR:C4	3:P:187:LEU:HD22	2.45	0.47
3:P:249:VAL:O	3:P:250:GLY:C	2.53	0.47
2:Q:5:GLN:O	2:Q:6:THR:CB	2.61	0.47
3:R:494:THR:O	3:R:495:SER:C	2.52	0.47
3:R:561:ASP:O	3:R:562:TYR:CB	2.62	0.47
3:T:58:ILE:O	3:T:58:ILE:CG2	2.62	0.47
3:T:169:MET:HG2	3:T:169:MET:O	2.15	0.47
5:W:934:ASN:HD22	5:W:934:ASN:N	2.04	0.47
5:W:986:LEU:HD23	5:W:1028:ILE:HG23	1.97	0.47

Continued on next page...

Continued from previous page...

Atom-1	Atom-2	Interatomic distance (Å)	Clash overlap (Å)
6:X:200:LEU:CD1	6:X:343:ALA:HA	2.45	0.47
6:X:386:GLU:HG3	6:X:1195:TYR:CE2	2.50	0.47
6:X:853:ARG:CZ	6:X:853:ARG:HB3	2.45	0.47
6:X:958:HIS:HD2	6:X:958:HIS:O	1.97	0.47
3:B:169:MET:HG2	3:B:169:MET:O	2.15	0.46
3:B:536:THR:HG22	3:B:573:ALA:HB3	1.97	0.46
3:B:564:LEU:CD2	3:B:568:ARG:NH2	2.75	0.46
2:C:26:MET:O	2:C:26:MET:CG	2.60	0.46
3:D:173:ASP:HB2	3:H:606:THR:HG22	1.94	0.46
3:F:154:ARG:HB3	3:F:154:ARG:CZ	2.43	0.46
3:F:251:SER:OG	3:F:253:VAL:HG12	2.15	0.46
3:F:355:GLY:HA2	3:H:298:PHE:CE1	2.47	0.46
3:F:525:ILE:HD11	3:F:604:VAL:HA	1.98	0.46
3:H:48:TRP:N	3:H:48:TRP:HD1	2.09	0.46
2:I:28:SER:HB2	3:J:215:TYR:HA	1.96	0.46
3:L:92:TRP:CD2	3:L:156:VAL:HG23	2.51	0.46
3:L:144:ASN:C	3:L:146:GLN:N	2.65	0.46
3:L:169:MET:HG2	3:L:169:MET:O	2.15	0.46
3:L:365:ASP:OD2	3:L:452:SER:HB2	2.15	0.46
3:L:582:LEU:C	3:L:584:LEU:H	2.18	0.46
2:M:28:SER:HA	3:N:216:PRO:CD	2.44	0.46
3:N:345:ILE:O	3:N:346:ASP:C	2.52	0.46
2:O:28:SER:HB2	3:P:215:TYR:HA	1.96	0.46
3:P:128:ASP:CB	3:T:107:VAL:HG11	2.45	0.46
3:P:496:GLU:C	3:P:498:VAL:H	2.18	0.46
3:R:431:ILE:O	3:R:431:ILE:HG23	2.10	0.46
3:T:58:ILE:CG1	3:T:127:LEU:HD23	2.45	0.46
3:T:296:PRO:C	3:T:298:PHE:H	2.19	0.46
4:U:12:ASN:O	4:U:14:TYR:N	2.48	0.46
4:U:123:ASN:C	4:U:125:TYR:H	2.19	0.46
4:V:119:LEU:HD13	4:V:313:ALA:HB2	1.96	0.46
5:W:436:GLY:CA	5:W:1009:ASN:HA	2.34	0.46
5:W:610:THR:HG21	5:W:616:SER:HB3	1.96	0.46
5:W:850:LEU:HD23	5:W:851:GLN:N	2.30	0.46
5:W:1075:PRO:HA	5:W:1087:LEU:HD13	1.97	0.46
5:W:1180:LYS:HD3	5:W:1278:THR:O	2.16	0.46
5:W:1224:VAL:HG12	5:W:1224:VAL:O	2.15	0.46
6:X:364:ILE:CG1	6:X:367:ARG:HH21	2.25	0.46
6:X:491:THR:O	6:X:495:ASN:HB2	2.15	0.46
6:X:814:ASP:OD2	6:X:816:ALA:HB3	2.16	0.46
6:X:1064:TRP:HB3	6:X:1065:PRO:HD3	1.97	0.46

Continued on next page...

Continued from previous page...

Atom-1	Atom-2	Interatomic distance (Å)	Clash overlap (Å)
6:Y:383:ALA:HB1	6:Y:439:THR:CG2	2.45	0.46
6:Y:658:TYR:CD2	6:Y:675:MET:HG3	2.50	0.46
3:B:296:PRO:C	3:B:298:PHE:N	2.68	0.46
2:E:28:SER:HA	3:F:216:PRO:CD	2.44	0.46
3:F:365:ASP:HB3	3:F:452:SER:OG	2.15	0.46
2:G:26:MET:O	2:G:26:MET:CG	2.60	0.46
3:H:78:MET:O	3:H:78:MET:HG2	2.13	0.46
3:H:137:ILE:HD13	3:H:142:ILE:HG12	1.97	0.46
3:H:521:VAL:HG23	3:H:522:GLY:N	2.30	0.46
3:H:521:VAL:HG21	3:H:577:VAL:HG22	1.95	0.46
2:I:13:ILE:HG13	3:J:208:TYR:CG	2.50	0.46
3:J:128:ASP:CB	3:N:107:VAL:HG11	2.45	0.46
3:J:137:ILE:HD13	3:J:142:ILE:HG12	1.98	0.46
3:J:305:LYS:HG3	3:J:477:LYS:O	2.14	0.46
3:J:369:SER:HB2	3:J:445:ILE:HA	1.97	0.46
3:J:382:ILE:HB	3:J:438:TYR:CZ	2.50	0.46
2:K:28:SER:HA	3:L:216:PRO:CD	2.44	0.46
3:L:296:PRO:C	3:L:298:PHE:N	2.68	0.46
3:L:423:GLN:O	3:L:423:GLN:CG	2.62	0.46
3:N:227:LEU:O	3:N:228:PRO:O	2.33	0.46
3:N:433:GLY:O	3:N:435:PRO:HD3	2.14	0.46
3:N:496:GLU:C	3:N:498:VAL:H	2.17	0.46
3:P:251:SER:OG	3:P:253:VAL:HG12	2.14	0.46
3:P:525:ILE:HD11	3:P:604:VAL:HA	1.97	0.46
3:R:227:LEU:O	3:R:228:PRO:O	2.33	0.46
3:R:354:SER:HB3	3:R:419:MET:HG2	1.97	0.46
3:R:382:ILE:O	3:R:383:GLN:HB2	2.14	0.46
3:R:382:ILE:HB	3:R:438:TYR:CZ	2.50	0.46
2:S:13:ILE:HG13	3:T:208:TYR:CG	2.50	0.46
3:T:251:SER:OG	3:T:253:VAL:HG12	2.14	0.46
3:T:536:THR:HG22	3:T:573:ALA:HB3	1.98	0.46
4:U:223:LEU:O	4:U:233:TYR:HB2	2.16	0.46
4:V:151:SER:OG	4:V:268:ARG:HD2	2.15	0.46
4:V:386:ILE:O	4:V:387:GLN:HB3	2.14	0.46
5:W:225:THR:HG22	5:W:226:VAL:N	2.30	0.46
5:W:233:PRO:HG3	5:W:237:PRO:HA	1.97	0.46
5:W:955:VAL:HG22	5:W:956:TYR:N	2.30	0.46
5:W:1103:THR:C	5:W:1104:LEU:HD23	2.35	0.46
6:X:205:MET:HB3	6:X:249:TRP:CE2	2.50	0.46
6:X:417:VAL:HG21	6:X:432:ILE:HG22	1.97	0.46
6:X:1064:TRP:CE3	6:X:1064:TRP:HA	2.51	0.46

Continued on next page...

Continued from previous page...

Atom-1	Atom-2	Interatomic distance (Å)	Clash overlap (Å)
6:X:1106:LYS:CB	6:X:1113:PRO:HG2	2.39	0.46
6:Y:557:ILE:HG23	6:Y:717:MET:HE1	1.95	0.46
6:Y:602:GLY:HA3	6:Y:623:PRO:CD	2.45	0.46
2:C:9:ASN:HB3	3:D:209:ASN:CG	2.35	0.46
3:D:128:ASP:CB	3:H:107:VAL:HG11	2.45	0.46
3:D:365:ASP:HB3	3:D:452:SER:OG	2.15	0.46
3:D:369:SER:HB2	3:D:445:ILE:HA	1.97	0.46
3:D:496:GLU:C	3:D:498:VAL:H	2.17	0.46
3:F:296:PRO:C	3:F:298:PHE:H	2.19	0.46
3:H:358:LEU:CB	3:H:417:PHE:HE1	2.24	0.46
3:H:365:ASP:HB3	3:H:452:SER:OG	2.16	0.46
3:H:369:SER:HB2	3:H:445:ILE:HA	1.97	0.46
2:I:9:ASN:HB2	3:J:209:ASN:CG	2.35	0.46
7:I:101:MYR:C2	3:J:191:LYS:HZ1	2.28	0.46
3:J:365:ASP:HB3	3:J:452:SER:OG	2.15	0.46
3:J:536:THR:HG22	3:J:573:ALA:HB3	1.97	0.46
3:L:107:VAL:HG11	3:N:128:ASP:CB	2.45	0.46
7:O:101:MYR:H21	3:P:191:LYS:NZ	2.30	0.46
3:P:355:GLY:HA2	3:R:298:PHE:CE1	2.47	0.46
3:P:606:THR:HG22	3:R:173:ASP:HB2	1.94	0.46
3:R:525:ILE:HD11	3:R:604:VAL:HA	1.97	0.46
3:T:396:VAL:HG11	3:T:399:ALA:HB2	1.96	0.46
3:T:494:THR:O	3:T:495:SER:C	2.52	0.46
3:T:521:VAL:HG23	3:T:522:GLY:N	2.30	0.46
4:U:221:GLY:N	4:U:337:ARG:HG2	2.28	0.46
4:V:77:ASN:N	4:V:78:PRO:CD	2.78	0.46
4:V:302:GLU:HG2	4:V:302:GLU:O	2.14	0.46
5:W:381:PHE:CD1	5:W:382:PRO:HD2	2.51	0.46
5:W:969:ASP:OD2	5:W:972:PRO:HG2	2.15	0.46
5:W:1145:ASP:O	5:W:1196:LEU:HD23	2.16	0.46
5:W:1239:ALA:CB	5:W:1250:LEU:HD11	2.45	0.46
5:W:1240:SER:HB2	5:W:1279:SER:HA	1.97	0.46
6:X:432:ILE:HD13	6:X:432:ILE:C	2.35	0.46
6:X:472:LEU:HD11	6:X:764:THR:HG21	1.96	0.46
6:X:481:ARG:O	6:X:484:THR:HG22	2.15	0.46
6:X:497:ILE:HD13	6:X:514:ILE:HD11	1.96	0.46
6:X:817:ALA:O	6:X:818:ILE:C	2.53	0.46
6:X:925:LEU:C	6:X:927:GLY:H	2.18	0.46
6:Y:430:SER:HB3	6:Y:1208:MET:HG3	1.97	0.46
6:Y:453:LEU:O	6:Y:457:MET:HB2	2.16	0.46
6:Y:835:HIS:CE1	6:Y:1212:SER:HA	2.51	0.46

Continued on next page...

Continued from previous page...

Atom-1	Atom-2	Interatomic distance (Å)	Clash overlap (Å)
3:B:58:ILE:CG1	3:B:127:LEU:HD23	2.45	0.46
3:B:144:ASN:C	3:B:146:GLN:N	2.65	0.46
3:B:305:LYS:HG3	3:B:477:LYS:O	2.14	0.46
3:D:340:ASP:O	3:D:344:MET:HG3	2.16	0.46
3:F:561:ASP:O	3:F:562:TYR:CB	2.62	0.46
3:H:525:ILE:HD11	3:H:604:VAL:HA	1.98	0.46
3:H:600:LEU:HG	3:H:601:THR:N	2.31	0.46
2:I:9:ASN:HB3	3:J:209:ASN:CG	2.35	0.46
2:K:36:LEU:HD22	2:K:41:LEU:HD11	1.98	0.46
3:L:431:ILE:O	3:L:431:ILE:HG23	2.10	0.46
3:L:536:THR:HG22	3:L:573:ALA:HB3	1.98	0.46
3:L:633:ALA:O	3:L:636:ALA:HB3	2.14	0.46
3:N:92:TRP:CD2	3:N:156:VAL:HG23	2.51	0.46
3:N:169:MET:HG2	3:N:169:MET:O	2.15	0.46
3:N:369:SER:HB2	3:N:444:LEU:O	2.16	0.46
3:N:431:ILE:O	3:N:431:ILE:HG23	2.10	0.46
3:P:369:SER:HB2	3:P:445:ILE:HA	1.97	0.46
3:P:560:PRO:HB2	3:P:562:TYR:CE1	2.50	0.46
3:P:561:ASP:O	3:P:562:TYR:CB	2.62	0.46
2:Q:9:ASN:HB2	3:R:209:ASN:CG	2.35	0.46
2:Q:26:MET:CG	3:R:216:PRO:HG3	2.29	0.46
3:R:69:GLY:HA3	3:R:139:THR:HB	1.97	0.46
3:R:274:ILE:HD12	3:R:514:LEU:HD23	1.94	0.46
3:R:369:SER:HB2	3:R:444:LEU:O	2.16	0.46
3:R:396:VAL:HG11	3:R:399:ALA:HB2	1.96	0.46
3:R:593:GLN:HB2	3:R:596:MET:HE1	1.97	0.46
3:T:92:TRP:CD2	3:T:156:VAL:HG23	2.51	0.46
3:T:369:SER:HB2	3:T:444:LEU:O	2.16	0.46
3:T:561:ASP:O	3:T:562:TYR:CB	2.62	0.46
4:U:341:TRP:O	4:U:346:LEU:HB2	2.14	0.46
5:W:247:VAL:CG2	5:W:257:GLN:HE21	2.28	0.46
5:W:736:VAL:CG2	5:W:780:LEU:HD21	2.41	0.46
5:W:793:THR:HB	5:W:794:PRO:HD2	1.98	0.46
6:X:252:LEU:HD12	6:X:252:LEU:C	2.34	0.46
6:X:278:LEU:HD23	6:X:292:ALA:HB2	1.96	0.46
6:X:377:ILE:HG13	6:X:438:PRO:HG3	1.97	0.46
6:X:593:LEU:CD2	6:X:597:GLU:HB2	2.46	0.46
6:X:673:ASN:C	6:X:674:ARG:HD2	2.34	0.46
6:X:983:TYR:HD2	6:X:1137:PHE:CZ	2.34	0.46
6:Y:63:VAL:HG12	6:Y:64:GLY:N	2.30	0.46
6:Y:763:VAL:O	6:Y:763:VAL:HG13	2.15	0.46

Continued on next page...

Continued from previous page...

Atom-1	Atom-2	Interatomic distance (Å)	Clash overlap (Å)
6:Y:976:ASN:O	6:Y:1083:TYR:CD2	2.69	0.46
3:B:600:LEU:HG	3:B:601:THR:N	2.30	0.46
3:D:238:VAL:CA	3:F:142:ILE:CD1	2.81	0.46
3:D:609:ARG:HD2	2:E:29:THR:HG22	1.91	0.46
3:F:305:LYS:HG3	3:F:477:LYS:O	2.14	0.46
3:F:354:SER:HB3	3:F:419:MET:HG2	1.97	0.46
3:F:369:SER:HB2	3:F:444:LEU:O	2.16	0.46
3:F:496:GLU:C	3:F:498:VAL:H	2.17	0.46
3:H:69:GLY:HA3	3:H:139:THR:HB	1.97	0.46
3:H:296:PRO:C	3:H:298:PHE:H	2.19	0.46
3:H:431:ILE:HD11	3:H:437:ILE:CG2	2.45	0.46
3:J:67:ARG:HH11	3:J:67:ARG:CG	2.29	0.46
3:L:345:ILE:HG23	3:L:475:THR:OG1	2.16	0.46
3:P:122:THR:O	3:P:123:ALA:C	2.54	0.46
3:P:369:SER:HB2	3:P:444:LEU:O	2.16	0.46
7:Q:101:MYR:H22	3:R:191:LYS:HZ1	1.72	0.46
3:R:107:VAL:HG11	3:T:128:ASP:CB	2.45	0.46
3:R:122:THR:O	3:R:123:ALA:C	2.54	0.46
3:R:154:ARG:HB3	3:R:154:ARG:CZ	2.44	0.46
3:T:275:GLU:HG2	3:T:275:GLU:O	2.15	0.46
3:T:357:ILE:HD11	3:T:414:GLN:CD	2.36	0.46
3:T:419:MET:HE3	3:T:419:MET:O	2.14	0.46
4:V:305:LEU:HB3	4:V:306:PRO:HD2	1.98	0.46
5:W:5:PHE:CZ	5:W:306:ARG:HG2	2.50	0.46
5:W:261:LEU:HA	5:W:264:GLU:HG2	1.97	0.46
5:W:1166:CYS:HB3	5:W:1175:ARG:HA	1.98	0.46
6:X:823:LEU:HG	6:X:823:LEU:O	2.16	0.46
6:X:864:PHE:CD2	6:X:952:PRO:HG3	2.50	0.46
6:X:895:SER:HA	6:X:930:ARG:HD2	1.98	0.46
6:X:1033:ASP:OD1	6:X:1033:ASP:C	2.53	0.46
6:X:1094:LEU:CD2	6:X:1132:ARG:HB3	2.45	0.46
6:Y:262:ARG:HG3	6:Y:262:ARG:NH1	2.31	0.46
6:Y:428:LEU:HG	6:Y:1208:MET:HG2	1.97	0.46
6:Y:668:LEU:HD12	6:Y:767:PHE:HE1	1.79	0.46
6:Y:868:ARG:HD3	6:Y:932:ALA:O	2.16	0.46
3:B:365:ASP:HB3	3:B:452:SER:OG	2.15	0.46
3:B:369:SER:HB2	3:B:444:LEU:O	2.16	0.46
3:D:154:ARG:HB3	3:D:154:ARG:CZ	2.44	0.46
3:D:169:MET:HG2	3:D:169:MET:O	2.15	0.46
3:D:275:GLU:HG2	3:D:275:GLU:O	2.15	0.46
3:D:296:PRO:C	3:D:298:PHE:H	2.19	0.46

Continued on next page...

Continued from previous page...

Atom-1	Atom-2	Interatomic distance (Å)	Clash overlap (Å)
3:D:382:ILE:HB	3:D:438:TYR:CZ	2.50	0.46
3:D:443:PHE:HE2	3:D:459:LEU:HD21	1.75	0.46
2:E:9:ASN:HB2	3:F:209:ASN:CG	2.35	0.46
3:F:227:LEU:O	3:F:228:PRO:O	2.33	0.46
3:F:345:ILE:HG23	3:F:475:THR:OG1	2.16	0.46
2:G:13:ILE:HG13	3:H:208:TYR:CG	2.50	0.46
3:J:69:GLY:HA3	3:J:139:THR:HB	1.97	0.46
3:J:107:VAL:HG11	3:L:128:ASP:CB	2.45	0.46
3:J:369:SER:HB2	3:J:444:LEU:O	2.16	0.46
3:L:58:ILE:CG1	3:L:127:LEU:HD23	2.46	0.46
3:L:274:ILE:HD12	3:L:514:LEU:HD23	1.94	0.46
3:L:521:VAL:HG23	3:L:522:GLY:N	2.30	0.46
3:N:147:ARG:HH12	3:R:100:LYS:NZ	2.14	0.46
3:N:275:GLU:HG2	3:N:275:GLU:O	2.15	0.46
3:N:411:VAL:O	3:N:412:ARG:CB	2.57	0.46
3:N:536:THR:HG22	3:N:573:ALA:HB3	1.97	0.46
3:P:227:LEU:O	3:P:228:PRO:O	2.33	0.46
3:P:345:ILE:HG23	3:P:475:THR:OG1	2.16	0.46
3:P:367:SER:O	3:P:368:THR:CB	2.64	0.46
2:Q:13:ILE:HG13	3:R:208:TYR:CG	2.50	0.46
3:R:296:PRO:C	3:R:298:PHE:N	2.67	0.46
3:R:345:ILE:O	3:R:346:ASP:C	2.52	0.46
3:R:357:ILE:HD11	3:R:414:GLN:CD	2.36	0.46
3:R:540:VAL:CG2	3:R:566:TRP:HA	2.46	0.46
4:U:140:GLN:HE21	4:U:144:ILE:CG1	2.28	0.46
4:U:180:VAL:CG1	4:U:184:HIS:HB2	2.45	0.46
4:V:195:GLN:NE2	6:Y:377:ILE:CB	2.73	0.46
4:V:348:THR:HG22	4:V:349:ALA:N	2.30	0.46
5:W:259:ALA:HB1	5:W:303:LEU:HD12	1.95	0.46
5:W:853:THR:HA	5:W:873:ALA:O	2.16	0.46
5:W:857:SER:HB3	5:W:878:ASP:OD1	2.15	0.46
5:W:1290:PRO:HD2	5:W:1294:TYR:OH	2.16	0.46
6:X:377:ILE:CD1	6:X:436:LEU:HD11	2.45	0.46
6:X:589:LEU:O	6:X:590:ALA:C	2.54	0.46
6:X:658:TYR:CD2	6:X:675:MET:HG3	2.50	0.46
6:X:732:VAL:O	6:X:732:VAL:HG12	2.16	0.46
6:Y:334:GLU:O	6:Y:335:GLY:C	2.53	0.46
3:D:178:SER:O	3:D:179:ALA:CB	2.64	0.46
3:D:564:LEU:CD2	3:D:568:ARG:NH2	2.75	0.46
3:F:96:PHE:CD1	3:F:101:THR:HG23	2.44	0.46
3:F:107:VAL:HG11	3:H:128:ASP:CB	2.45	0.46

Continued on next page...

Continued from previous page...

Atom-1	Atom-2	Interatomic distance (Å)	Clash overlap (Å)
3:F:275:GLU:HG2	3:F:275:GLU:O	2.15	0.46
3:F:382:ILE:HB	3:F:438:TYR:CZ	2.50	0.46
3:F:582:LEU:C	3:F:584:LEU:H	2.18	0.46
3:H:540:VAL:CG2	3:H:566:TRP:HA	2.46	0.46
3:J:144:ASN:C	3:J:146:GLN:N	2.65	0.46
3:J:178:SER:O	3:J:179:ALA:CB	2.64	0.46
3:J:296:PRO:C	3:J:298:PHE:N	2.68	0.46
3:J:357:ILE:HD11	3:J:414:GLN:CD	2.36	0.46
3:L:365:ASP:HB3	3:L:452:SER:OG	2.15	0.46
3:L:561:ASP:O	3:L:562:TYR:CB	2.62	0.46
3:N:296:PRO:C	3:N:298:PHE:H	2.19	0.46
3:N:346:ASP:CB	3:N:427:GLU:HA	2.46	0.46
3:P:57:THR:HB	3:P:59:ASP:OD1	2.15	0.46
3:P:298:PHE:CE1	3:T:355:GLY:HA2	2.47	0.46
3:P:340:ASP:O	3:P:344:MET:HG3	2.16	0.46
3:P:357:ILE:HD11	3:P:414:GLN:CD	2.36	0.46
3:P:536:THR:HG22	3:P:573:ALA:HB3	1.97	0.46
3:P:582:LEU:C	3:P:584:LEU:H	2.19	0.46
3:R:169:MET:HG2	3:R:169:MET:O	2.15	0.46
3:R:237:GLU:CB	3:T:46:LYS:NZ	2.68	0.46
3:R:365:ASP:HB3	3:R:452:SER:OG	2.15	0.46
3:R:600:LEU:HG	3:R:601:THR:N	2.30	0.46
3:T:561:ASP:O	3:T:563:PRO:HD3	2.16	0.46
3:T:600:LEU:HG	3:T:601:THR:N	2.30	0.46
4:U:6:PHE:CD2	4:U:122:SER:HB3	2.51	0.46
4:U:136:TRP:O	4:U:139:ASN:HB3	2.16	0.46
4:U:268:ARG:O	4:U:327:ASP:HA	2.15	0.46
4:U:300:ILE:O	4:U:300:ILE:HG13	2.15	0.46
4:V:181:PRO:HG2	6:Y:412:ASP:CG	2.35	0.46
5:W:860:CYS:SG	5:W:864:MET:SD	3.14	0.46
5:W:973:LEU:HD13	5:W:973:LEU:O	2.16	0.46
5:W:1144:LEU:HA	5:W:1151:ASN:OD1	2.16	0.46
5:W:1155:ILE:HD12	5:W:1163:LEU:HD12	1.97	0.46
5:W:1241:LEU:HG	5:W:1242:PRO:HD2	1.98	0.46
6:X:555:GLN:HA	6:X:555:GLN:OE1	2.15	0.46
6:X:559:HIS:CG	6:X:561:PRO:HD2	2.51	0.46
6:X:656:PHE:CE2	6:X:752:PRO:HB3	2.51	0.46
6:X:691:PRO:HA	6:X:742:MET:HE3	1.98	0.46
6:X:889:ARG:CG	6:X:890:GLN:H	2.24	0.46
6:X:894:THR:O	6:X:897:ALA:HB3	2.15	0.46
6:Y:48:GLN:HE21	6:Y:53:ILE:HB	1.79	0.46

Continued on next page...

Continued from previous page...

Atom-1	Atom-2	Interatomic distance (Å)	Clash overlap (Å)
6:Y:202:THR:HB	6:Y:392:ASP:OD1	2.15	0.46
6:Y:663:GLN:HA	6:Y:663:GLN:NE2	2.30	0.46
6:Y:691:PRO:O	6:Y:692:THR:HB	2.16	0.46
6:Y:1122:PRO:CA	6:Y:1159:GLY:HA3	2.38	0.46
2:A:28:SER:HB2	3:B:215:TYR:HA	1.96	0.46
2:A:36:LEU:HD22	2:A:41:LEU:HD11	1.98	0.46
3:B:67:ARG:HH11	3:B:67:ARG:CG	2.29	0.46
3:D:260:SER:HB3	2:E:33:ALA:HB1	1.96	0.46
3:D:369:SER:HB2	3:D:444:LEU:O	2.16	0.46
3:D:493:GLN:O	3:D:586:VAL:HG23	2.14	0.46
2:E:6:THR:HG23	2:E:7:SER:N	2.31	0.46
3:F:178:SER:O	3:F:179:ALA:CB	2.64	0.46
3:F:296:PRO:C	3:F:298:PHE:N	2.68	0.46
3:F:536:THR:HG22	3:F:573:ALA:HB3	1.98	0.46
3:F:540:VAL:CG2	3:F:566:TRP:HA	2.46	0.46
3:H:345:ILE:O	3:H:346:ASP:C	2.52	0.46
3:H:369:SER:HB2	3:H:444:LEU:O	2.16	0.46
3:J:582:LEU:C	3:J:584:LEU:H	2.19	0.46
3:L:122:THR:O	3:L:123:ALA:C	2.54	0.46
3:L:178:SER:O	3:L:179:ALA:CB	2.64	0.46
3:L:275:GLU:HG2	3:L:275:GLU:O	2.15	0.46
3:L:561:ASP:O	3:L:563:PRO:HD3	2.16	0.46
3:L:582:LEU:HD23	3:L:582:LEU:HA	1.69	0.46
3:P:358:LEU:HB2	3:P:417:PHE:HD1	1.77	0.46
3:P:521:VAL:HG23	3:P:522:GLY:N	2.30	0.46
3:P:600:LEU:HG	3:P:601:THR:N	2.31	0.46
2:Q:6:THR:HG23	2:Q:7:SER:N	2.31	0.46
3:R:275:GLU:O	3:R:275:GLU:HG2	2.15	0.46
3:R:521:VAL:HG23	3:R:522:GLY:N	2.30	0.46
3:T:178:SER:O	3:T:179:ALA:CB	2.64	0.46
3:T:345:ILE:HG23	3:T:475:THR:OG1	2.16	0.46
3:T:431:ILE:HD11	3:T:437:ILE:CG2	2.45	0.46
3:T:433:GLY:O	3:T:435:PRO:HD3	2.14	0.46
4:U:62:ALA:HB2	4:U:281:VAL:HG21	1.97	0.46
4:U:178:THR:HG22	6:X:376:LEU:CG	2.42	0.46
4:U:180:VAL:HA	4:U:181:PRO:HD3	1.76	0.46
5:W:133:ILE:HG13	5:W:134:PHE:N	2.31	0.46
5:W:271:ARG:HB2	5:W:324:ILE:HB	1.97	0.46
5:W:341:MET:HE2	5:W:341:MET:HA	1.98	0.46
5:W:475:LEU:HD23	5:W:475:LEU:C	2.36	0.46
5:W:622:PHE:O	5:W:624:THR:N	2.46	0.46

Continued on next page...

Continued from previous page...

Atom-1	Atom-2	Interatomic distance (Å)	Clash overlap (Å)
5:W:687:ALA:HB1	5:W:996:ASP:CA	2.35	0.46
5:W:739:VAL:HG12	5:W:742:SER:HB2	1.97	0.46
5:W:879:TYR:OH	5:W:898:THR:HG22	2.16	0.46
6:Y:38:SER:O	6:Y:39:PRO:C	2.54	0.46
6:Y:188:ALA:CB	6:Y:763:VAL:HG11	2.45	0.46
6:Y:246:MET:CE	6:Y:262:ARG:HD2	2.46	0.46
6:Y:247:THR:HG22	6:Y:308:ASN:ND2	2.31	0.46
6:Y:254:ASP:CG	6:Y:255:GLU:N	2.68	0.46
6:Y:356:ASN:CB	6:Y:1151:ALA:HB1	2.45	0.46
6:Y:634:GLN:NE2	6:Y:634:GLN:H	2.14	0.46
6:Y:996:MET:CE	6:Y:996:MET:CA	2.84	0.46
3:B:178:SER:O	3:B:179:ALA:CB	2.64	0.46
3:B:345:ILE:HG23	3:B:475:THR:OG1	2.16	0.46
3:D:92:TRP:CD2	3:D:156:VAL:HG23	2.51	0.46
3:D:107:VAL:HG11	3:F:128:ASP:CB	2.45	0.46
3:D:122:THR:O	3:D:123:ALA:C	2.54	0.46
3:D:354:SER:HB3	3:D:419:MET:HG2	1.97	0.46
3:D:367:SER:O	3:D:368:THR:CB	2.64	0.46
3:D:533:ASP:OD1	3:D:535:ALA:HB3	2.16	0.46
3:F:361:ASP:CG	3:F:362:THR:N	2.70	0.46
3:H:92:TRP:CD2	3:H:156:VAL:HG23	2.51	0.46
3:H:178:SER:O	3:H:179:ALA:CB	2.64	0.46
3:J:260:SER:HB3	2:K:33:ALA:HB1	1.96	0.46
3:J:525:ILE:HD11	3:J:604:VAL:HA	1.98	0.46
3:L:92:TRP:C	3:L:94:PRO:HD2	2.37	0.46
3:L:346:ASP:CB	3:L:427:GLU:HA	2.46	0.46
3:L:540:VAL:CG2	3:L:566:TRP:HA	2.46	0.46
3:L:600:LEU:HG	3:L:601:THR:N	2.30	0.46
3:N:345:ILE:HG23	3:N:475:THR:OG1	2.16	0.46
3:N:365:ASP:HB3	3:N:452:SER:OG	2.16	0.46
3:P:67:ARG:HH11	3:P:67:ARG:CG	2.29	0.46
3:P:92:TRP:CD2	3:P:156:VAL:HG23	2.50	0.46
3:P:154:ARG:HB3	3:P:154:ARG:CZ	2.44	0.46
3:P:296:PRO:C	3:P:298:PHE:H	2.19	0.46
3:P:346:ASP:CB	3:P:427:GLU:HA	2.46	0.46
3:P:411:VAL:O	3:P:411:VAL:CG1	2.61	0.46
3:P:564:LEU:CD2	3:P:568:ARG:NH2	2.75	0.46
3:R:296:PRO:C	3:R:298:PHE:H	2.19	0.46
3:R:344:MET:HE2	3:R:502:LEU:HD11	1.98	0.46
3:R:345:ILE:HG23	3:R:475:THR:OG1	2.16	0.46
3:R:369:SER:HB2	3:R:445:ILE:HA	1.97	0.46

Continued on next page...

Continued from previous page...

Atom-1	Atom-2	Interatomic distance (Å)	Clash overlap (Å)
3:T:92:TRP:C	3:T:94:PRO:HD2	2.37	0.46
3:T:215:TYR:C	3:T:217:ALA:N	2.70	0.46
3:T:227:LEU:O	3:T:228:PRO:O	2.33	0.46
3:T:365:ASP:HB3	3:T:452:SER:OG	2.15	0.46
4:U:39:SER:HB2	6:X:954:PRO:CB	2.45	0.46
4:U:178:THR:HB	6:X:376:LEU:HD23	1.98	0.46
4:V:64:ARG:NH2	6:X:1027:LEU:CD2	2.79	0.46
4:V:224:ASN:HD22	4:V:224:ASN:N	2.12	0.46
5:W:306:ARG:CD	5:W:341:MET:HE2	2.40	0.46
5:W:722:ASP:O	5:W:723:ALA:HB3	2.16	0.46
5:W:1061:LEU:O	5:W:1072:GLY:HA2	2.16	0.46
5:W:1289:LEU:N	5:W:1289:LEU:HD22	2.31	0.46
6:X:209:ASN:O	6:X:210:ILE:C	2.53	0.46
6:X:243:ILE:CG1	6:X:1147:PHE:HB2	2.41	0.46
6:X:271:VAL:CG1	6:X:288:PHE:HB3	2.45	0.46
6:X:476:LEU:O	6:X:480:LEU:HD23	2.16	0.46
6:X:590:ALA:HB1	6:X:639:LEU:HD21	1.97	0.46
6:X:895:SER:O	6:X:896:ALA:C	2.53	0.46
6:Y:197:ASP:CB	6:Y:253:GLY:HA3	2.46	0.46
6:Y:530:LYS:HD3	6:Y:811:LEU:HD21	1.98	0.46
6:Y:712:VAL:HG21	6:Y:729:MET:HB3	1.98	0.46
6:Y:978:ALA:HB3	6:Y:1081:TYR:CE1	2.51	0.46
3:B:53:THR:HG22	3:B:54:SER:N	2.31	0.46
3:B:69:GLY:HA3	3:B:139:THR:HB	1.97	0.46
3:B:275:GLU:HG2	3:B:275:GLU:O	2.15	0.46
3:B:340:ASP:O	3:B:344:MET:HG3	2.16	0.46
3:B:365:ASP:OD2	3:B:452:SER:HB2	2.15	0.46
3:B:367:SER:O	3:B:368:THR:CB	2.64	0.46
3:B:540:VAL:CG2	3:B:566:TRP:HA	2.46	0.46
3:D:361:ASP:CG	3:D:362:THR:N	2.70	0.46
3:D:521:VAL:HG21	3:D:577:VAL:HG22	1.95	0.46
3:D:561:ASP:O	3:D:563:PRO:HD3	2.16	0.46
3:F:533:ASP:OD1	3:F:535:ALA:HB3	2.16	0.46
3:H:215:TYR:C	3:H:217:ALA:N	2.70	0.46
3:H:547:HIS:CE1	3:H:560:PRO:HA	2.52	0.46
2:I:33:ALA:HB1	3:N:260:SER:HB3	1.96	0.46
3:J:46:LYS:NZ	3:N:237:GLU:OE1	2.38	0.46
3:J:561:ASP:O	3:J:563:PRO:HD3	2.16	0.46
3:L:58:ILE:O	3:L:58:ILE:CG2	2.62	0.46
3:L:203:TYR:HB3	3:L:206:GLU:CB	2.39	0.46
3:L:361:ASP:CG	3:L:362:THR:N	2.70	0.46

Continued on next page...

Continued from previous page...

Atom-1	Atom-2	Interatomic distance (Å)	Clash overlap (Å)
3:L:367:SER:O	3:L:368:THR:CB	2.64	0.46
3:L:385:VAL:HA	3:L:390:ASN:OD1	2.16	0.46
3:L:431:ILE:HD11	3:L:437:ILE:CG2	2.45	0.46
3:N:122:THR:O	3:N:123:ALA:C	2.54	0.46
3:N:215:TYR:C	3:N:217:ALA:N	2.70	0.46
3:N:357:ILE:HD11	3:N:414:GLN:CD	2.36	0.46
3:N:361:ASP:CG	3:N:362:THR:N	2.70	0.46
3:N:525:ILE:HD11	3:N:604:VAL:HA	1.97	0.46
3:P:137:ILE:HD13	3:P:142:ILE:HG12	1.97	0.46
3:P:178:SER:O	3:P:179:ALA:CB	2.64	0.46
3:P:354:SER:HB3	3:P:419:MET:HG2	1.97	0.46
3:P:547:HIS:CE1	3:P:560:PRO:HA	2.51	0.46
3:R:67:ARG:HH11	3:R:67:ARG:CG	2.29	0.46
3:R:341:MET:HG3	3:R:431:ILE:HD11	1.98	0.46
3:R:547:HIS:CE1	3:R:560:PRO:HA	2.51	0.46
3:T:346:ASP:CB	3:T:427:GLU:HA	2.46	0.46
3:T:525:ILE:HD11	3:T:604:VAL:HA	1.97	0.46
3:T:540:VAL:CG2	3:T:566:TRP:HA	2.46	0.46
4:U:285:LEU:HD13	4:U:285:LEU:O	2.16	0.46
5:W:23:LEU:HD23	5:W:24:PRO:N	2.31	0.46
5:W:399:ARG:HA	5:W:745:MET:HA	1.98	0.46
5:W:463:ASP:OD1	5:W:464:TYR:N	2.49	0.46
5:W:574:THR:HB	5:W:611:THR:HA	1.97	0.46
5:W:619:LYS:HE3	5:W:654:GLU:CD	2.37	0.46
5:W:1054:SER:HB2	5:W:1112:LEU:CD2	2.46	0.46
5:W:1139:PRO:HA	5:W:1140:PRO:HD3	1.82	0.46
6:X:587:MET:O	6:X:588:ALA:C	2.54	0.46
6:Y:559:HIS:HD2	6:Y:562:SER:HB2	1.81	0.46
6:Y:780:ILE:HG12	6:Y:938:TYR:CD1	2.51	0.46
3:B:92:TRP:C	3:B:94:PRO:HD2	2.37	0.45
3:B:346:ASP:CB	3:B:427:GLU:HA	2.46	0.45
3:B:385:VAL:HA	3:B:390:ASN:OD1	2.16	0.45
3:B:561:ASP:O	3:B:563:PRO:HD3	2.16	0.45
3:D:346:ASP:CB	3:D:427:GLU:HA	2.46	0.45
3:F:58:ILE:CG1	3:F:127:LEU:HD23	2.46	0.45
3:F:69:GLY:HA3	3:F:139:THR:HB	1.97	0.45
3:F:346:ASP:CB	3:F:427:GLU:HA	2.46	0.45
3:F:369:SER:HB2	3:F:445:ILE:HA	1.97	0.45
3:F:521:VAL:HG21	3:F:577:VAL:HG22	1.95	0.45
3:H:330:GLN:O	3:H:331:LEU:HB2	2.17	0.45
3:J:169:MET:HG2	3:J:169:MET:O	2.15	0.45

Continued on next page...

Continued from previous page...

Atom-1	Atom-2	Interatomic distance (Å)	Clash overlap (Å)
3:J:354:SER:HB3	3:J:419:MET:HG2	1.97	0.45
3:J:367:SER:O	3:J:368:THR:CB	2.64	0.45
3:J:547:HIS:CE1	3:J:560:PRO:HA	2.51	0.45
3:J:609:ARG:HD2	2:K:29:THR:HG22	1.91	0.45
3:N:533:ASP:OD1	3:N:535:ALA:HB3	2.16	0.45
3:N:561:ASP:O	3:N:563:PRO:HD3	2.16	0.45
3:P:169:MET:HG2	3:P:169:MET:O	2.15	0.45
3:R:53:THR:HG22	3:R:54:SER:N	2.31	0.45
4:U:41:PHE:HZ	4:U:186:ALA:HB3	1.81	0.45
4:U:89:GLY:CA	4:U:103:VAL:HG23	2.46	0.45
4:V:192:PHE:CB	6:Y:376:LEU:HD23	2.41	0.45
5:W:27:PHE:CZ	5:W:99:LEU:HD21	2.51	0.45
5:W:440:THR:HG22	5:W:647:PRO:HB3	1.97	0.45
5:W:448:ASP:O	5:W:671:THR:HG21	2.16	0.45
5:W:452:TYR:HD2	5:W:672:THR:HG23	1.81	0.45
5:W:934:ASN:HB3	5:W:1023:THR:HG22	1.98	0.45
5:W:958:PHE:O	5:W:959:ASN:HB2	2.16	0.45
6:X:388:MET:HA	6:X:1193:SER:HA	1.98	0.45
6:X:481:ARG:O	6:X:482:SER:C	2.54	0.45
6:X:560:LEU:N	6:X:561:PRO:HD3	2.31	0.45
6:X:1131:ARG:O	6:Y:106:MET:HG3	2.16	0.45
6:Y:773:ARG:HG3	6:Y:773:ARG:O	2.16	0.45
6:Y:787:ARG:O	6:Y:788:VAL:HB	2.15	0.45
6:Y:1084:THR:CG2	6:Y:1114:PRO:HB2	2.46	0.45
6:Y:1169:TRP:HE3	6:Y:1191:TYR:HB2	1.80	0.45
3:B:137:ILE:HD13	3:B:142:ILE:HG12	1.97	0.45
3:B:361:ASP:CG	3:B:362:THR:N	2.70	0.45
2:C:9:ASN:HB2	3:D:209:ASN:CG	2.36	0.45
3:D:547:HIS:CE1	3:D:560:PRO:HA	2.51	0.45
3:H:53:THR:HG22	3:H:54:SER:N	2.32	0.45
3:H:227:LEU:O	3:H:228:PRO:O	2.33	0.45
3:H:361:ASP:CG	3:H:362:THR:N	2.70	0.45
3:H:536:THR:HG22	3:H:573:ALA:HB3	1.97	0.45
2:I:6:THR:HG23	2:I:7:SER:N	2.31	0.45
3:J:58:ILE:HG23	3:J:124:GLY:CA	2.32	0.45
3:J:92:TRP:CD2	3:J:156:VAL:HG23	2.51	0.45
3:J:122:THR:O	3:J:123:ALA:C	2.54	0.45
3:J:275:GLU:HG2	3:J:275:GLU:O	2.15	0.45
3:J:346:ASP:CB	3:J:427:GLU:HA	2.46	0.45
3:J:416:ARG:HG3	3:L:298:PHE:HZ	1.81	0.45
3:J:600:LEU:HG	3:J:601:THR:N	2.31	0.45

Continued on next page...

Continued from previous page...

Atom-1	Atom-2	Interatomic distance (Å)	Clash overlap (Å)
2:K:6:THR:HG23	2:K:7:SER:N	2.31	0.45
7:K:101:MYR:C4	3:L:187:LEU:HD22	2.45	0.45
3:L:255:SER:HA	3:L:258:THR:HG22	1.99	0.45
3:L:354:SER:HB3	3:L:419:MET:HG2	1.97	0.45
3:L:525:ILE:HD11	3:L:604:VAL:HA	1.97	0.45
3:N:67:ARG:HH11	3:N:67:ARG:CG	2.29	0.45
3:N:340:ASP:O	3:N:344:MET:HG3	2.16	0.45
3:N:582:LEU:C	3:N:584:LEU:H	2.18	0.45
3:P:275:GLU:HG2	3:P:275:GLU:O	2.15	0.45
3:R:521:VAL:HG21	3:R:577:VAL:HG22	1.95	0.45
2:S:6:THR:HG23	2:S:7:SER:N	2.30	0.45
3:T:44:THR:O	3:T:119:VAL:HG22	2.17	0.45
3:T:330:GLN:O	3:T:331:LEU:HB2	2.16	0.45
3:T:533:ASP:OD1	3:T:535:ALA:HB3	2.16	0.45
5:W:766:LEU:HD12	5:W:1004:VAL:CG2	2.46	0.45
5:W:967:TYR:HD1	5:W:968:ALA:O	1.99	0.45
6:X:362:THR:CG2	6:X:1173:VAL:HB	2.46	0.45
6:X:456:VAL:HG23	6:X:668:LEU:HD11	1.97	0.45
6:X:459:LEU:C	6:X:462:ILE:HG22	2.37	0.45
6:X:594:ALA:CA	6:X:608:GLN:NE2	2.70	0.45
6:X:694:ASP:O	6:X:695:SER:CB	2.64	0.45
6:Y:331:ARG:CD	6:Y:387:CYS:SG	3.01	0.45
6:Y:574:PRO:HB2	6:Y:679:TRP:CH2	2.52	0.45
6:Y:717:MET:HE2	6:Y:717:MET:CA	2.47	0.45
3:B:122:THR:O	3:B:123:ALA:C	2.54	0.45
3:B:354:SER:HB3	3:B:419:MET:HG2	1.97	0.45
3:B:390:ASN:HD22	3:B:390:ASN:HA	1.60	0.45
3:D:175:SER:CB	3:D:627:ARG:HD3	2.47	0.45
3:D:227:LEU:O	3:D:228:PRO:O	2.33	0.45
3:D:345:ILE:HG23	3:D:475:THR:OG1	2.16	0.45
3:D:582:LEU:C	3:D:584:LEU:H	2.19	0.45
3:F:468:PRO:O	3:H:578:SER:OG	2.21	0.45
2:G:6:THR:HG23	2:G:7:SER:N	2.30	0.45
3:H:44:THR:O	3:H:119:VAL:HG22	2.17	0.45
3:H:354:SER:HB3	3:H:419:MET:HG2	1.97	0.45
3:J:44:THR:O	3:J:119:VAL:HG22	2.17	0.45
3:J:255:SER:HA	3:J:258:THR:HG22	1.98	0.45
3:J:345:ILE:HG23	3:J:475:THR:OG1	2.16	0.45
3:J:533:ASP:OD1	3:J:535:ALA:HB3	2.16	0.45
3:J:540:VAL:CG2	3:J:566:TRP:HA	2.46	0.45
3:J:562:TYR:HA	3:J:565:LEU:HB2	1.99	0.45

Continued on next page...

Continued from previous page...

Atom-1	Atom-2	Interatomic distance (Å)	Clash overlap (Å)
2:K:9:ASN:HB2	3:L:209:ASN:CG	2.35	0.45
3:L:418:ASN:HD22	3:L:418:ASN:HA	1.51	0.45
3:N:69:GLY:HA3	3:N:139:THR:HB	1.97	0.45
3:N:92:TRP:C	3:N:94:PRO:HD2	2.37	0.45
3:N:255:SER:HA	3:N:258:THR:HG22	1.98	0.45
3:N:330:GLN:O	3:N:331:LEU:HB2	2.17	0.45
3:R:58:ILE:CG1	3:R:127:LEU:HD23	2.45	0.45
3:R:144:ASN:C	3:R:146:GLN:N	2.65	0.45
3:R:340:ASP:O	3:R:344:MET:HG3	2.16	0.45
3:R:418:ASN:HD22	3:R:418:ASN:HA	1.50	0.45
3:T:431:ILE:O	3:T:431:ILE:HG23	2.10	0.45
3:T:562:TYR:HA	3:T:565:LEU:HB2	1.99	0.45
4:U:52:PRO:HG2	4:U:64:ARG:NH2	2.31	0.45
5:W:152:THR:HG23	5:W:153:LYS:N	2.32	0.45
5:W:300:PHE:HE1	5:W:309:ASN:HD22	1.64	0.45
5:W:489:LYS:O	5:W:492:ALA:HB3	2.17	0.45
5:W:885:TRP:HA	5:W:888:ILE:CD1	2.46	0.45
6:X:283:ILE:HD11	6:X:288:PHE:N	2.31	0.45
6:X:308:ASN:ND2	6:X:395:THR:HG23	2.30	0.45
6:X:325:THR:HG22	6:X:347:ARG:HG2	1.99	0.45
6:X:337:PRO:HG2	6:X:338:GLU:H	1.82	0.45
6:X:651:PRO:CG	6:X:679:TRP:CZ3	2.99	0.45
6:X:1013:VAL:CG1	6:X:1014:VAL:H	2.29	0.45
6:X:1122:PRO:HA	6:X:1159:GLY:CA	2.42	0.45
6:X:1130:ALA:CB	6:Y:104:GLN:HA	2.47	0.45
6:X:1140:GLU:OE2	6:X:1140:GLU:HA	2.16	0.45
6:X:1154:ILE:O	6:X:1155:ASP:HB2	2.16	0.45
6:Y:486:LEU:HD21	6:Y:825:GLY:HA3	1.99	0.45
6:Y:751:CYS:N	6:Y:752:PRO:CD	2.80	0.45
2:A:6:THR:HG23	2:A:7:SER:N	2.31	0.45
3:B:357:ILE:CG2	3:B:358:LEU:N	2.80	0.45
3:D:357:ILE:CG2	3:D:358:LEU:N	2.80	0.45
3:D:357:ILE:HD11	3:D:414:GLN:CD	2.36	0.45
3:D:525:ILE:HD11	3:D:604:VAL:HA	1.98	0.45
3:D:536:THR:HG22	3:D:573:ALA:HB3	1.97	0.45
3:F:193:ILE:H	3:F:193:ILE:HG12	1.55	0.45
3:F:340:ASP:O	3:F:344:MET:HG3	2.16	0.45
3:F:344:MET:O	3:F:345:ILE:C	2.55	0.45
3:F:357:ILE:HD11	3:F:414:GLN:CD	2.36	0.45
3:F:547:HIS:CE1	3:F:560:PRO:HA	2.51	0.45
3:H:345:ILE:HG23	3:H:475:THR:OG1	2.16	0.45

Continued on next page...

Continued from previous page...

Atom-1	Atom-2	Interatomic distance (Å)	Clash overlap (Å)
3:H:346:ASP:CB	3:H:427:GLU:HA	2.46	0.45
3:H:357:ILE:CG2	3:H:358:LEU:N	2.80	0.45
3:H:385:VAL:HA	3:H:390:ASN:OD1	2.16	0.45
3:H:533:ASP:OD1	3:H:535:ALA:HB3	2.16	0.45
3:J:49:ARG:HB2	3:J:64:VAL:CG2	2.43	0.45
3:L:69:GLY:HA3	3:L:139:THR:HB	1.97	0.45
3:L:178:SER:HB3	3:L:179:ALA:H	1.65	0.45
3:L:181:CYS:O	3:L:182:ASN:C	2.55	0.45
3:L:369:SER:HB2	3:L:445:ILE:HA	1.97	0.45
2:M:26:MET:O	2:M:26:MET:CG	2.60	0.45
3:N:367:SER:O	3:N:368:THR:CB	2.64	0.45
3:N:540:VAL:CG2	3:N:566:TRP:HA	2.46	0.45
2:O:36:LEU:HD22	2:O:41:LEU:HD11	1.98	0.45
3:P:69:GLY:HA3	3:P:139:THR:HB	1.97	0.45
3:P:215:TYR:C	3:P:217:ALA:N	2.70	0.45
3:R:92:TRP:CD2	3:R:156:VAL:HG23	2.51	0.45
3:R:533:ASP:OD1	3:R:535:ALA:HB3	2.16	0.45
3:T:471:LEU:HD23	3:T:471:LEU:N	2.32	0.45
4:U:225:ARG:HE	4:U:346:LEU:CD2	2.30	0.45
4:U:335:ALA:HA	4:U:356:ASN:OD1	2.16	0.45
5:W:282:VAL:CG1	5:W:283:THR:N	2.79	0.45
5:W:415:ASP:O	5:W:419:GLU:HG3	2.16	0.45
5:W:438:VAL:HB	5:W:649:ILE:CD1	2.43	0.45
5:W:917:LEU:HD23	5:W:917:LEU:C	2.37	0.45
5:W:1087:LEU:HB2	5:W:1098:LEU:HD13	1.97	0.45
5:W:1261:THR:HG23	5:W:1262:THR:N	2.32	0.45
6:X:264:PRO:HB2	6:X:268:ASP:OD2	2.17	0.45
6:X:297:VAL:O	6:X:297:VAL:HG12	2.17	0.45
6:X:446:ALA:HB2	6:X:854:ASN:O	2.16	0.45
6:X:483:VAL:O	6:X:483:VAL:CG2	2.63	0.45
6:X:614:GLN:OE1	6:X:614:GLN:HA	2.15	0.45
6:X:780:ILE:HD13	6:X:940:GLN:HG3	1.98	0.45
6:X:1087:TYR:HB3	6:X:1121:ILE:CG1	2.45	0.45
6:Y:287:GLN:HB3	6:Y:1113:PRO:CA	2.47	0.45
6:Y:575:MET:HG2	6:Y:818:ILE:HG23	1.98	0.45
6:Y:1023:ARG:HD2	6:Y:1027:LEU:CD2	2.46	0.45
6:Y:1074:VAL:HG12	6:Y:1075:LEU:N	2.30	0.45
6:Y:1119:ILE:HG23	6:Y:1120:PRO:HD2	1.97	0.45
3:B:296:PRO:C	3:B:298:PHE:H	2.19	0.45
3:D:92:TRP:C	3:D:94:PRO:HD2	2.37	0.45
3:D:562:TYR:HA	3:D:565:LEU:HB2	1.99	0.45

Continued on next page...

Continued from previous page...

Atom-1	Atom-2	Interatomic distance (Å)	Clash overlap (Å)
3:D:600:LEU:HG	3:D:601:THR:N	2.30	0.45
3:F:139:THR:CA	3:F:142:ILE:CG2	2.90	0.45
3:F:175:SER:CB	3:F:627:ARG:HD3	2.47	0.45
3:F:215:TYR:C	3:F:217:ALA:N	2.70	0.45
3:H:122:THR:O	3:H:123:ALA:C	2.54	0.45
3:H:255:SER:HA	3:H:258:THR:HG22	1.98	0.45
2:I:29:THR:HG21	3:N:609:ARG:CD	2.47	0.45
3:J:235:LEU:HD13	3:J:235:LEU:HA	1.80	0.45
3:J:298:PHE:HZ	3:N:416:ARG:HG3	1.81	0.45
3:J:344:MET:O	3:J:345:ILE:C	2.55	0.45
3:J:361:ASP:CG	3:J:362:THR:N	2.70	0.45
3:J:471:LEU:HD23	3:J:471:LEU:N	2.32	0.45
3:L:175:SER:CB	3:L:627:ARG:HD3	2.47	0.45
3:N:181:CYS:O	3:N:182:ASN:C	2.55	0.45
3:N:600:LEU:HG	3:N:601:THR:N	2.31	0.45
3:P:44:THR:O	3:P:119:VAL:HG22	2.17	0.45
3:P:61:LEU:HD21	3:P:118:TYR:CD2	2.51	0.45
3:P:357:ILE:CG2	3:P:358:LEU:N	2.80	0.45
3:P:361:ASP:CG	3:P:362:THR:N	2.70	0.45
3:P:540:VAL:CG2	3:P:566:TRP:HA	2.46	0.45
3:R:371:PRO:HG3	3:R:407:LEU:HD23	1.99	0.45
3:T:322:TYR:CE1	3:T:396:VAL:HB	2.51	0.45
3:T:371:PRO:HG3	3:T:407:LEU:HD23	1.99	0.45
4:U:121:ASP:OD1	4:U:123:ASN:HB2	2.16	0.45
4:U:176:ALA:HB1	6:X:413:PRO:HD2	1.94	0.45
4:V:214:ILE:CD1	4:V:232:PHE:HB2	2.46	0.45
5:W:518:TYR:O	5:W:554:PHE:N	2.50	0.45
5:W:554:PHE:O	5:W:558:VAL:HB	2.16	0.45
5:W:843:LEU:CD2	5:W:854:MET:CE	2.94	0.45
6:X:557:ILE:CB	6:X:592:LEU:HD21	2.46	0.45
6:X:1085:LEU:HD22	6:X:1119:ILE:HD11	1.98	0.45
6:Y:358:GLN:HE21	6:Y:1154:ILE:HD13	1.81	0.45
6:Y:567:LEU:HD22	6:Y:567:LEU:O	2.17	0.45
6:Y:990:ASN:CB	6:Y:1131:ARG:HA	2.45	0.45
6:Y:1103:TRP:O	6:Y:1104:LEU:C	2.54	0.45
6:Y:1117:PHE:CZ	6:Y:1138:THR:HG23	2.52	0.45
6:Y:1123:GLN:HG2	6:Y:1127:CYS:SG	2.57	0.45
2:C:6:THR:HG23	2:C:7:SER:N	2.31	0.45
3:D:199:LEU:HB3	3:D:207:PHE:CE2	2.52	0.45
3:D:296:PRO:C	3:D:298:PHE:N	2.67	0.45
3:D:330:GLN:O	3:D:331:LEU:HB2	2.17	0.45

Continued on next page...

Continued from previous page...

Atom-1	Atom-2	Interatomic distance (Å)	Clash overlap (Å)
3:D:344:MET:O	3:D:345:ILE:C	2.55	0.45
3:D:385:VAL:HA	3:D:390:ASN:OD1	2.16	0.45
3:F:53:THR:HG22	3:F:54:SER:N	2.32	0.45
3:F:203:TYR:HB3	3:F:206:GLU:CB	2.39	0.45
3:H:367:SER:O	3:H:368:THR:CB	2.64	0.45
3:J:175:SER:CB	3:J:627:ARG:HD3	2.47	0.45
3:J:341:MET:HG3	3:J:431:ILE:HD11	1.98	0.45
3:L:53:THR:HG22	3:L:54:SER:N	2.32	0.45
3:L:369:SER:HB2	3:L:444:LEU:O	2.16	0.45
3:L:533:ASP:OD1	3:L:535:ALA:HB3	2.16	0.45
3:N:175:SER:CB	3:N:627:ARG:HD3	2.47	0.45
3:N:178:SER:O	3:N:179:ALA:CB	2.64	0.45
3:N:385:VAL:HA	3:N:390:ASN:OD1	2.16	0.45
2:O:6:THR:HG23	2:O:7:SER:N	2.30	0.45
3:P:96:PHE:CD1	3:P:101:THR:HG23	2.44	0.45
3:P:442:THR:OG1	3:P:443:PHE:N	2.50	0.45
3:P:561:ASP:O	3:P:563:PRO:HD3	2.16	0.45
3:R:137:ILE:HD13	3:R:142:ILE:HG12	1.98	0.45
3:R:175:SER:CB	3:R:627:ARG:HD3	2.47	0.45
3:R:215:TYR:C	3:R:217:ALA:N	2.70	0.45
3:R:357:ILE:CG2	3:R:358:LEU:N	2.80	0.45
3:R:582:LEU:C	3:R:584:LEU:H	2.18	0.45
3:T:358:LEU:CD1	3:T:417:PHE:CE1	2.62	0.45
4:U:168:ALA:C	4:U:170:THR:N	2.69	0.45
4:U:228:THR:HG22	4:U:233:TYR:HD2	1.82	0.45
5:W:63:PRO:CB	5:W:64:PRO:CD	2.92	0.45
5:W:625:ARG:CG	5:W:625:ARG:O	2.65	0.45
5:W:737:SER:HB2	5:W:777:VAL:HG13	1.98	0.45
5:W:998:LEU:O	5:W:1000:TYR:N	2.50	0.45
6:X:413:PRO:HA	6:X:416:ILE:HG12	1.99	0.45
6:X:562:SER:HB3	6:X:592:LEU:HD11	1.98	0.45
6:X:572:ALA:CB	6:X:818:ILE:HG21	2.47	0.45
6:X:610:THR:O	6:X:612:ALA:N	2.50	0.45
6:X:672:SER:O	6:X:673:ASN:HB2	2.16	0.45
6:X:910:LYS:O	6:X:914:ASP:HA	2.17	0.45
6:X:985:VAL:HG22	6:X:1137:PHE:CE2	2.52	0.45
6:Y:595:GLN:H	6:Y:596:PRO:HD2	1.82	0.45
6:Y:628:PRO:CG	6:Y:647:ARG:HG3	2.47	0.45
6:Y:1167:LEU:O	6:Y:1170:PRO:HD3	2.17	0.45
3:B:175:SER:CB	3:B:627:ARG:HD3	2.47	0.45
3:B:431:ILE:HD11	3:B:437:ILE:CG2	2.45	0.45

Continued on next page...

Continued from previous page...

Atom-1	Atom-2	Interatomic distance (Å)	Clash overlap (Å)
2:C:33:ALA:HB1	3:H:260:SER:HB3	1.96	0.45
2:C:36:LEU:HD22	2:C:41:LEU:HD11	1.98	0.45
3:D:255:SER:HA	3:D:258:THR:HG22	1.98	0.45
3:F:92:TRP:CD2	3:F:156:VAL:HG23	2.51	0.45
3:F:345:ILE:HD12	3:F:468:PRO:HB3	1.99	0.45
3:F:367:SER:O	3:F:368:THR:CB	2.64	0.45
3:F:471:LEU:HD23	3:F:471:LEU:N	2.32	0.45
3:F:561:ASP:O	3:F:563:PRO:HD3	2.16	0.45
3:H:296:PRO:C	3:H:298:PHE:N	2.68	0.45
3:H:357:ILE:HD11	3:H:414:GLN:CD	2.36	0.45
3:H:644:LEU:N	3:H:644:LEU:HD23	2.32	0.45
2:I:36:LEU:HD22	2:I:41:LEU:HD11	1.98	0.45
3:J:78:MET:HE3	3:N:238:VAL:CG2	2.33	0.45
3:J:371:PRO:HG3	3:J:407:LEU:HD23	1.99	0.45
3:J:385:VAL:HA	3:J:390:ASN:OD1	2.16	0.45
3:L:416:ARG:HG3	3:N:298:PHE:HZ	1.81	0.45
3:N:341:MET:HG3	3:N:431:ILE:HD11	1.98	0.45
3:N:345:ILE:HD12	3:N:468:PRO:HB3	1.99	0.45
3:P:107:VAL:HG11	3:R:128:ASP:CB	2.45	0.45
3:P:175:SER:CB	3:P:627:ARG:HD3	2.47	0.45
3:P:181:CYS:O	3:P:182:ASN:C	2.55	0.45
7:Q:101:MYR:C4	3:R:187:LEU:HD22	2.45	0.45
3:R:346:ASP:CB	3:R:427:GLU:HA	2.46	0.45
3:R:367:SER:O	3:R:368:THR:CB	2.64	0.45
3:R:536:THR:HG22	3:R:573:ALA:HB3	1.98	0.45
3:T:122:THR:O	3:T:123:ALA:C	2.54	0.45
3:T:175:SER:CB	3:T:627:ARG:HD3	2.47	0.45
3:T:644:LEU:N	3:T:644:LEU:HD23	2.32	0.45
4:U:56:ALA:HB2	6:X:1185:PRO:HG2	1.99	0.45
5:W:39:LEU:N	5:W:89:HIS:HE1	2.12	0.45
5:W:67:ALA:O	5:W:174:GLY:HA2	2.16	0.45
5:W:88:ILE:C	5:W:90:ASP:N	2.69	0.45
5:W:382:PRO:HG2	5:W:383:PHE:CD1	2.52	0.45
5:W:654:GLU:O	5:W:654:GLU:HG3	2.17	0.45
5:W:981:LEU:CD1	5:W:1028:ILE:HG21	2.44	0.45
5:W:985:ALA:HA	5:W:1034:PRO:HB3	1.98	0.45
5:W:1249:HIS:HA	5:W:1259:SER:HA	1.98	0.45
6:Y:73:ASN:HB3	6:Y:79:ILE:HB	1.99	0.45
6:Y:200:LEU:HD21	6:Y:343:ALA:CB	2.47	0.45
6:Y:207:LEU:HD22	6:Y:244:VAL:CB	2.47	0.45
6:Y:602:GLY:HA3	6:Y:623:PRO:CG	2.47	0.45

Continued on next page...

Continued from previous page...

Atom-1	Atom-2	Interatomic distance (Å)	Clash overlap (Å)
6:Y:661:THR:OG1	6:Y:662:LEU:HD12	2.15	0.45
6:Y:769:VAL:HB	6:Y:780:ILE:HD13	1.98	0.45
6:Y:1081:TYR:OH	6:Y:1138:THR:HG22	2.17	0.45
3:B:533:ASP:OD1	3:B:535:ALA:HB3	2.16	0.45
3:D:164:ASP:C	3:D:166:ALA:N	2.71	0.45
3:D:343:ALA:CB	3:D:478:GLY:O	2.62	0.45
2:E:36:LEU:HD22	2:E:41:LEU:HD11	1.98	0.45
3:F:199:LEU:HB3	3:F:207:PHE:CE2	2.52	0.45
3:F:252:LEU:HB3	3:F:613:LEU:CD2	2.47	0.45
3:F:443:PHE:HE2	3:F:459:LEU:HD21	1.74	0.45
3:H:175:SER:CB	3:H:627:ARG:HD3	2.47	0.45
3:H:344:MET:O	3:H:345:ILE:C	2.55	0.45
3:H:346:ASP:HB3	3:H:427:GLU:HA	1.99	0.45
2:I:26:MET:CG	3:J:216:PRO:HG3	2.29	0.45
3:J:181:CYS:O	3:J:182:ASN:C	2.55	0.45
3:J:199:LEU:HB3	3:J:207:PHE:CE2	2.52	0.45
3:J:262:ALA:CB	3:J:608:LEU:HD13	2.47	0.45
3:L:44:THR:O	3:L:119:VAL:HG22	2.17	0.45
3:L:139:THR:CA	3:L:142:ILE:HG23	2.45	0.45
3:L:164:ASP:C	3:L:166:ALA:N	2.71	0.45
3:L:199:LEU:HB3	3:L:207:PHE:CE2	2.52	0.45
3:L:237:GLU:CD	3:N:46:LYS:NZ	2.68	0.45
3:L:330:GLN:O	3:L:331:LEU:HB2	2.16	0.45
3:N:95:LEU:HD12	3:N:95:LEU:HA	1.71	0.45
3:N:428:ARG:NH1	3:N:428:ARG:CG	2.76	0.45
3:P:92:TRP:C	3:P:94:PRO:HD2	2.37	0.45
3:P:533:ASP:OD1	3:P:535:ALA:HB3	2.16	0.45
3:R:561:ASP:O	3:R:563:PRO:HD3	2.16	0.45
3:R:562:TYR:HA	3:R:565:LEU:HB2	1.99	0.45
3:T:101:THR:HG21	3:T:159:TRP:HZ2	1.82	0.45
3:T:181:CYS:O	3:T:182:ASN:C	2.55	0.45
3:T:367:SER:O	3:T:368:THR:CB	2.64	0.45
4:U:166:MET:CE	4:U:170:THR:HG22	2.47	0.45
5:W:19:ARG:NH1	5:W:285:LEU:HB2	2.31	0.45
5:W:247:VAL:HG12	5:W:248:LEU:N	2.30	0.45
5:W:717:ASP:N	5:W:718:PRO:CD	2.78	0.45
5:W:775:ARG:CD	5:W:868:ASP:HB2	2.46	0.45
5:W:852:VAL:HG22	5:W:853:THR:N	2.31	0.45
5:W:1063:VAL:CG1	5:W:1108:PHE:HB3	2.47	0.45
6:X:191:PRO:O	6:X:193:LEU:HD13	2.17	0.45
6:X:842:ALA:N	6:X:843:PRO:HD2	2.31	0.45

Continued on next page...

Continued from previous page...

Atom-1	Atom-2	Interatomic distance (Å)	Clash overlap (Å)
6:X:1056:VAL:O	6:X:1057:ALA:C	2.55	0.45
6:X:1099:ILE:HG22	6:X:1099:ILE:O	2.17	0.45
6:Y:276:THR:CG2	6:Y:299:LEU:HD23	2.47	0.45
6:Y:847:SER:O	6:Y:849:ALA:N	2.42	0.45
6:Y:891:PHE:CD1	6:Y:891:PHE:C	2.90	0.45
6:Y:1082:VAL:O	6:Y:1114:PRO:CA	2.65	0.45
2:A:9:ASN:HB2	3:B:209:ASN:CG	2.35	0.45
3:B:252:LEU:HB3	3:B:613:LEU:CD2	2.47	0.45
3:B:297:ALA:CB	3:B:460:MET:HB2	2.33	0.45
3:B:330:GLN:O	3:B:331:LEU:HB2	2.17	0.45
3:B:341:MET:HG3	3:B:431:ILE:HD11	1.98	0.45
3:B:345:ILE:HD12	3:B:468:PRO:HB3	1.99	0.45
3:B:357:ILE:HD11	3:B:414:GLN:CD	2.36	0.45
3:B:562:TYR:HA	3:B:565:LEU:HB2	1.99	0.45
3:D:471:LEU:HD23	3:D:471:LEU:N	2.32	0.45
3:F:255:SER:HA	3:F:258:THR:HG22	1.99	0.45
3:F:458:THR:HG23	3:F:458:THR:O	2.17	0.45
3:H:67:ARG:HH11	3:H:67:ARG:CG	2.29	0.45
3:H:92:TRP:C	3:H:94:PRO:HD2	2.37	0.45
3:H:181:CYS:O	3:H:182:ASN:C	2.55	0.45
3:H:199:LEU:HB3	3:H:207:PHE:CE2	2.52	0.45
3:H:345:ILE:HD12	3:H:468:PRO:HB3	1.99	0.45
3:J:330:GLN:O	3:J:331:LEU:HB2	2.17	0.45
3:J:340:ASP:O	3:J:344:MET:HG3	2.16	0.45
3:L:238:VAL:HG22	3:N:142:ILE:HD11	1.97	0.45
3:L:344:MET:O	3:L:345:ILE:C	2.55	0.45
3:L:357:ILE:HD11	3:L:414:GLN:CD	2.36	0.45
3:N:96:PHE:CD1	3:N:101:THR:HG23	2.44	0.45
2:O:33:ALA:HB1	3:T:260:SER:HB3	1.96	0.45
3:R:44:THR:O	3:R:119:VAL:HG22	2.17	0.45
3:R:96:PHE:CD1	3:R:101:THR:HG23	2.44	0.45
3:R:141:GLN:HE22	3:R:144:ASN:ND2	2.15	0.45
3:R:252:LEU:HB3	3:R:613:LEU:CD2	2.47	0.45
3:T:69:GLY:HA3	3:T:139:THR:HB	1.97	0.45
3:T:340:ASP:O	3:T:344:MET:HG3	2.16	0.45
3:T:354:SER:HB3	3:T:419:MET:HG2	1.97	0.45
3:T:385:VAL:HA	3:T:390:ASN:OD1	2.16	0.45
3:T:547:HIS:CE1	3:T:560:PRO:HA	2.52	0.45
4:U:32:CYS:SG	6:X:958:HIS:CD2	3.04	0.45
4:U:54:TRP:CH2	6:X:1181:THR:HG22	2.52	0.45
4:U:140:GLN:HE21	4:U:144:ILE:HG12	1.82	0.45

Continued on next page...

Continued from previous page...

Atom-1	Atom-2	Interatomic distance (Å)	Clash overlap (Å)
4:U:223:LEU:HA	4:U:227:ARG:O	2.17	0.45
4:U:302:GLU:O	4:U:303:ALA:C	2.55	0.45
5:W:207:TYR:CZ	5:W:237:PRO:CB	2.99	0.45
5:W:234:THR:OG1	5:W:284:ARG:NH2	2.50	0.45
6:X:559:HIS:CE1	6:X:561:PRO:HD2	2.52	0.45
6:X:692:THR:C	6:X:693:TYR:HD1	2.19	0.45
6:X:741:THR:HG23	6:X:744:PRO:HG2	1.98	0.45
6:Y:801:ARG:HH11	6:Y:801:ARG:HG2	1.82	0.45
6:Y:1032:ILE:HG23	6:Y:1032:ILE:O	2.17	0.45
3:B:215:TYR:C	3:B:217:ALA:N	2.70	0.45
3:B:346:ASP:HB3	3:B:427:GLU:HA	1.99	0.45
3:D:141:GLN:HE22	3:D:144:ASN:ND2	2.15	0.45
3:D:215:TYR:C	3:D:217:ALA:N	2.70	0.45
3:D:252:LEU:HB3	3:D:613:LEU:CD2	2.47	0.45
3:D:341:MET:HG3	3:D:431:ILE:HD11	1.99	0.45
2:E:24:SER:CB	3:F:176:ALA:N	2.80	0.45
3:F:341:MET:HG3	3:F:431:ILE:HD11	1.99	0.45
3:F:357:ILE:CG2	3:F:358:LEU:N	2.80	0.45
3:H:183:TRP:CE2	3:H:187:LEU:CD1	3.00	0.45
3:H:340:ASP:O	3:H:344:MET:HG3	2.16	0.45
3:H:354:SER:C	3:H:356:THR:H	2.21	0.45
3:H:431:ILE:O	3:H:431:ILE:HG23	2.10	0.45
3:H:471:LEU:HD23	3:H:471:LEU:N	2.32	0.45
3:J:369:SER:CB	3:J:446:PRO:HD3	2.47	0.45
3:L:340:ASP:O	3:L:344:MET:HG3	2.16	0.45
3:N:354:SER:HB3	3:N:419:MET:HG2	1.97	0.45
3:P:199:LEU:HB3	3:P:207:PHE:CE2	2.52	0.45
3:P:238:VAL:HG11	3:R:78:MET:HE2	1.99	0.45
3:P:255:SER:HA	3:P:258:THR:HG22	1.98	0.45
3:P:345:ILE:HD12	3:P:468:PRO:HB3	1.99	0.45
3:R:262:ALA:CB	3:R:608:LEU:HD13	2.47	0.45
3:T:458:THR:O	3:T:458:THR:HG23	2.17	0.45
4:U:10:THR:HG22	4:U:11:TYR:H	1.82	0.45
4:U:38:THR:HA	4:U:190:TYR:OH	2.16	0.45
4:U:54:TRP:CZ2	6:X:1181:THR:HA	2.52	0.45
4:U:251:ASN:ND2	4:U:253:GLY:H	2.15	0.45
4:U:386:ILE:O	4:U:387:GLN:HB3	2.17	0.45
4:V:175:MET:SD	6:Y:404:MET:HE3	2.57	0.45
5:W:102:ARG:CG	5:W:102:ARG:NH1	2.78	0.45
5:W:365:PHE:CD1	5:W:365:PHE:C	2.90	0.45
5:W:397:PRO:HB3	5:W:747:THR:HG21	1.99	0.45

Continued on next page...

Continued from previous page...

Atom-1	Atom-2	Interatomic distance (Å)	Clash overlap (Å)
5:W:1093:ASN:HB2	5:W:1095:GLU:HG2	1.99	0.45
6:X:197:ASP:OD1	6:X:253:GLY:HA3	2.17	0.45
6:X:518:LEU:CD1	6:X:820:VAL:HG23	2.47	0.45
6:X:534:SER:CB	6:X:543:THR:HG23	2.47	0.45
6:X:597:GLU:OE1	6:X:637:PRO:HD2	2.17	0.45
6:X:821:ALA:O	6:X:822:MET:C	2.55	0.45
6:X:832:ILE:HB	6:X:835:HIS:CB	2.46	0.45
6:X:1021:VAL:HG23	6:X:1021:VAL:O	2.16	0.45
6:Y:218:GLU:HA	6:Y:218:GLU:OE1	2.17	0.45
6:Y:651:PRO:HB3	6:Y:679:TRP:CE3	2.51	0.45
3:B:344:MET:O	3:B:345:ILE:C	2.55	0.44
3:B:354:SER:C	3:B:356:THR:H	2.21	0.44
3:B:491:ALA:HB2	3:B:592:THR:CG2	2.48	0.44
3:D:330:GLN:HB2	3:D:457:PRO:HG3	1.99	0.44
3:D:431:ILE:HD11	3:D:437:ILE:CG2	2.45	0.44
3:F:44:THR:O	3:F:119:VAL:HG22	2.17	0.44
3:F:92:TRP:C	3:F:94:PRO:HD2	2.36	0.44
3:F:141:GLN:HE22	3:F:144:ASN:ND2	2.15	0.44
3:F:436:TYR:CZ	3:N:435:PRO:HG2	2.52	0.44
3:H:141:GLN:HE22	3:H:144:ASN:ND2	2.15	0.44
3:J:252:LEU:HB3	3:J:613:LEU:CD2	2.47	0.44
3:J:346:ASP:HB3	3:J:427:GLU:HA	1.99	0.44
3:J:442:THR:OG1	3:J:443:PHE:N	2.50	0.44
3:J:533:ASP:OD1	3:J:536:THR:HG23	2.17	0.44
3:L:183:TRP:CE2	3:L:187:LEU:CD1	3.00	0.44
3:L:427:GLU:CD	3:N:571:ARG:HH22	2.19	0.44
3:L:458:THR:O	3:L:458:THR:HG23	2.17	0.44
3:L:471:LEU:HD23	3:L:471:LEU:N	2.32	0.44
3:N:199:LEU:HB3	3:N:207:PHE:CE2	2.52	0.44
3:N:344:MET:O	3:N:345:ILE:C	2.55	0.44
3:P:330:GLN:O	3:P:331:LEU:HB2	2.17	0.44
3:P:344:MET:O	3:P:345:ILE:C	2.55	0.44
3:P:346:ASP:HB3	3:P:427:GLU:HA	1.99	0.44
3:P:385:VAL:HA	3:P:390:ASN:OD1	2.16	0.44
3:P:562:TYR:HA	3:P:565:LEU:HB2	1.99	0.44
3:R:178:SER:O	3:R:179:ALA:CB	2.64	0.44
3:R:181:CYS:O	3:R:182:ASN:C	2.55	0.44
3:R:330:GLN:O	3:R:331:LEU:HB2	2.17	0.44
3:R:345:ILE:HD12	3:R:468:PRO:HB3	1.99	0.44
3:R:419:MET:HE2	3:R:419:MET:HB3	1.60	0.44
3:T:361:ASP:CG	3:T:362:THR:N	2.70	0.44

Continued on next page...

Continued from previous page...

Atom-1	Atom-2	Interatomic distance (Å)	Clash overlap (Å)
4:U:393:ASP:O	4:U:396:GLN:HB3	2.17	0.44
4:V:196:LEU:HD13	4:V:196:LEU:HA	1.86	0.44
5:W:39:LEU:HD12	5:W:43:LEU:CB	2.46	0.44
5:W:391:VAL:HG11	5:W:790:ARG:HH11	1.82	0.44
5:W:448:ASP:HA	5:W:449:PRO:HD3	1.80	0.44
5:W:824:ARG:HA	5:W:847:PRO:HG2	1.98	0.44
6:X:247:THR:O	6:X:260:GLU:OE1	2.35	0.44
6:X:376:LEU:N	6:X:376:LEU:CD1	2.80	0.44
6:X:479:LEU:HD23	6:X:761:VAL:CG2	2.47	0.44
6:X:586:PHE:HA	6:X:642:PHE:CE2	2.52	0.44
6:X:1006:ARG:HH11	6:X:1013:VAL:CG2	2.29	0.44
6:X:1082:VAL:HB	6:X:1114:PRO:HB3	1.98	0.44
6:Y:282:TYR:OH	6:Y:289:ASN:ND2	2.51	0.44
6:Y:658:TYR:CD1	6:Y:658:TYR:C	2.91	0.44
6:Y:868:ARG:HD2	6:Y:932:ALA:O	2.17	0.44
3:B:164:ASP:C	3:B:166:ALA:N	2.70	0.44
3:B:525:ILE:HD11	3:B:604:VAL:HA	1.97	0.44
3:B:547:HIS:CE1	3:B:560:PRO:HA	2.51	0.44
3:D:416:ARG:HG3	3:F:298:PHE:HZ	1.82	0.44
3:D:458:THR:O	3:D:458:THR:HG23	2.17	0.44
3:D:540:VAL:CG2	3:D:566:TRP:HA	2.46	0.44
3:D:644:LEU:N	3:D:644:LEU:HD23	2.32	0.44
2:E:41:LEU:O	2:E:42:ASN:CB	2.37	0.44
3:F:181:CYS:O	3:F:182:ASN:C	2.55	0.44
3:F:330:GLN:HB2	3:F:457:PRO:HG3	1.99	0.44
3:F:343:ALA:CB	3:F:478:GLY:O	2.62	0.44
3:H:55:VAL:O	3:H:55:VAL:HG13	2.18	0.44
3:H:458:THR:O	3:H:458:THR:HG23	2.17	0.44
3:H:561:ASP:O	3:H:563:PRO:HD3	2.16	0.44
3:L:262:ALA:CB	3:L:608:LEU:HD13	2.47	0.44
2:M:6:THR:HG23	2:M:7:SER:N	2.30	0.44
3:N:262:ALA:CB	3:N:608:LEU:HD13	2.47	0.44
3:P:46:LYS:NZ	3:T:237:GLU:CD	2.68	0.44
3:P:208:TYR:CE2	3:P:212:ILE:HD11	2.53	0.44
3:P:427:GLU:O	3:P:428:ARG:C	2.56	0.44
3:P:533:ASP:OD1	3:P:536:THR:HG23	2.18	0.44
3:P:644:LEU:N	3:P:644:LEU:HD23	2.32	0.44
3:R:330:GLN:HB2	3:R:457:PRO:HG3	1.99	0.44
3:R:344:MET:O	3:R:345:ILE:C	2.55	0.44
3:R:361:ASP:CG	3:R:362:THR:N	2.70	0.44
3:R:385:VAL:HA	3:R:390:ASN:OD1	2.16	0.44

Continued on next page...

Continued from previous page...

Atom-1	Atom-2	Interatomic distance (Å)	Clash overlap (Å)
3:R:416:ARG:HG3	3:T:298:PHE:HZ	1.81	0.44
3:R:458:THR:HG23	3:R:458:THR:O	2.17	0.44
3:R:644:LEU:HD23	3:R:644:LEU:N	2.32	0.44
2:S:26:MET:CG	3:T:216:PRO:HG3	2.29	0.44
3:T:183:TRP:CE2	3:T:187:LEU:CD1	3.01	0.44
3:T:192:ASP:O	3:T:193:ILE:C	2.56	0.44
3:T:199:LEU:HB3	3:T:207:PHE:CE2	2.52	0.44
3:T:330:GLN:HB2	3:T:457:PRO:HG3	1.99	0.44
3:T:344:MET:O	3:T:345:ILE:C	2.55	0.44
3:T:369:SER:HB2	3:T:445:ILE:HA	1.97	0.44
3:T:491:ALA:HB2	3:T:592:THR:CG2	2.48	0.44
4:U:150:LEU:HD13	4:U:300:ILE:HD13	1.99	0.44
4:U:302:GLU:HG2	4:U:310:GLN:HE21	1.81	0.44
4:V:271:SER:C	4:V:273:HIS:H	2.20	0.44
5:W:271:ARG:HH21	5:W:328:PRO:HG2	1.83	0.44
5:W:553:GLN:HB3	5:W:558:VAL:HG23	1.98	0.44
5:W:566:LEU:HB2	5:W:602:MET:HE3	1.99	0.44
5:W:1108:PHE:CD1	5:W:1108:PHE:N	2.85	0.44
6:X:531:CYS:SG	6:X:813:VAL:HG11	2.58	0.44
6:X:757:VAL:HG11	6:X:841:PHE:CD2	2.52	0.44
6:X:837:TYR:C	6:X:839:LYS:H	2.21	0.44
6:X:865:VAL:HG11	6:X:955:SER:OG	2.16	0.44
6:X:973:ASN:ND2	6:X:1144:ASP:CB	2.81	0.44
6:X:1125:TYR:C	6:X:1157:ALA:HB3	2.37	0.44
6:X:1130:ALA:O	6:X:1132:ARG:HG3	2.17	0.44
6:Y:201:CYS:SG	6:Y:201:CYS:O	2.76	0.44
6:Y:202:THR:HG23	6:Y:391:CYS:HA	1.96	0.44
6:Y:257:ARG:HE	6:Y:257:ARG:HB3	1.50	0.44
6:Y:358:GLN:NE2	6:Y:1154:ILE:HD13	2.32	0.44
3:B:471:LEU:HD23	3:B:471:LEU:N	2.32	0.44
3:D:262:ALA:CB	3:D:608:LEU:HD13	2.47	0.44
3:F:55:VAL:O	3:F:55:VAL:HG13	2.18	0.44
3:F:183:TRP:CE2	3:F:187:LEU:CD1	3.00	0.44
7:G:101:MYR:H21	3:H:191:LYS:NZ	2.25	0.44
3:H:442:THR:OG1	3:H:443:PHE:N	2.50	0.44
3:H:562:TYR:HA	3:H:565:LEU:HB2	1.99	0.44
2:I:24:SER:CB	3:J:176:ALA:N	2.80	0.44
3:J:208:TYR:CE2	3:J:212:ILE:HD11	2.53	0.44
3:J:298:PHE:CZ	3:N:355:GLY:CA	2.80	0.44
3:L:252:LEU:HB3	3:L:613:LEU:CD2	2.47	0.44
3:L:296:PRO:C	3:L:298:PHE:H	2.19	0.44

Continued on next page...

Continued from previous page...

Atom-1	Atom-2	Interatomic distance (Å)	Clash overlap (Å)
3:N:46:LYS:O	3:N:48:TRP:CD1	2.71	0.44
3:N:141:GLN:HE22	3:N:144:ASN:ND2	2.15	0.44
3:N:208:TYR:CE2	3:N:212:ILE:HD11	2.52	0.44
3:N:491:ALA:HB2	3:N:592:THR:CG2	2.48	0.44
3:P:183:TRP:CE2	3:P:187:LEU:CD1	3.00	0.44
3:P:192:ASP:O	3:P:193:ILE:C	2.56	0.44
3:P:298:PHE:HZ	3:T:416:ARG:HG3	1.81	0.44
2:Q:36:LEU:HD22	2:Q:41:LEU:HD11	1.98	0.44
3:R:442:THR:OG1	3:R:443:PHE:N	2.50	0.44
3:R:471:LEU:HD23	3:R:471:LEU:N	2.32	0.44
3:T:53:THR:HG22	3:T:54:SER:N	2.31	0.44
3:T:141:GLN:HE22	3:T:144:ASN:ND2	2.15	0.44
3:T:152:ARG:HA	3:T:155:ASP:OD2	2.18	0.44
4:U:154:GLY:HA2	4:U:274:TRP:CE2	2.52	0.44
4:U:406:LEU:O	4:U:406:LEU:HD22	2.18	0.44
4:V:150:LEU:HB2	4:V:156:ILE:HD11	1.98	0.44
5:W:310:LEU:HD13	5:W:310:LEU:O	2.17	0.44
5:W:993:PRO:HA	5:W:1017:ILE:HD11	1.98	0.44
5:W:998:LEU:HD23	5:W:998:LEU:HA	1.72	0.44
5:W:1258:MET:HG2	5:W:1259:SER:H	1.82	0.44
6:X:206:LEU:HD12	6:X:243:ILE:HG12	1.99	0.44
6:X:243:ILE:HD11	6:X:1147:PHE:HD1	1.82	0.44
6:X:531:CYS:SG	6:X:818:ILE:CD1	3.06	0.44
6:X:590:ALA:CB	6:X:639:LEU:HD21	2.47	0.44
6:X:883:ARG:HH11	6:X:883:ARG:CB	2.30	0.44
6:X:949:HIS:O	6:X:951:PRO:HD3	2.17	0.44
6:X:972:MET:HE1	6:X:977:VAL:O	2.17	0.44
6:Y:191:PRO:HA	6:Y:915:LEU:CD1	2.47	0.44
6:Y:265:PRO:O	6:Y:267:THR:N	2.50	0.44
6:Y:737:ARG:HH21	6:Y:737:ARG:CG	2.20	0.44
6:Y:874:CYS:SG	6:Y:901:ILE:HD13	2.56	0.44
2:A:24:SER:CB	3:B:176:ALA:N	2.80	0.44
3:B:44:THR:O	3:B:119:VAL:HG22	2.17	0.44
3:B:181:CYS:O	3:B:182:ASN:C	2.55	0.44
3:B:208:TYR:CE2	3:B:212:ILE:HD11	2.53	0.44
3:B:362:THR:O	3:B:364:PRO:HD3	2.18	0.44
3:D:427:GLU:O	3:D:428:ARG:C	2.56	0.44
3:D:455:SER:O	3:H:412:ARG:CA	2.66	0.44
3:D:567:ARG:NH1	3:D:567:ARG:HB2	2.33	0.44
3:F:46:LYS:O	3:F:48:TRP:CD1	2.71	0.44
3:F:152:ARG:HA	3:F:155:ASP:OD2	2.18	0.44

Continued on next page...

Continued from previous page...

Atom-1	Atom-2	Interatomic distance (Å)	Clash overlap (Å)
3:F:346:ASP:HB3	3:F:427:GLU:HA	1.99	0.44
3:F:416:ARG:HG3	3:H:298:PHE:HZ	1.82	0.44
3:F:600:LEU:HG	3:F:601:THR:N	2.30	0.44
3:H:344:MET:HE2	3:H:502:LEU:HD11	1.99	0.44
3:J:92:TRP:C	3:J:94:PRO:HD2	2.37	0.44
3:J:345:ILE:HD12	3:J:468:PRO:HB3	1.99	0.44
3:J:455:SER:O	3:N:412:ARG:CA	2.66	0.44
3:J:644:LEU:HD23	3:J:644:LEU:N	2.32	0.44
3:L:215:TYR:C	3:L:217:ALA:N	2.70	0.44
3:L:346:ASP:HB3	3:L:427:GLU:HA	1.99	0.44
3:L:357:ILE:CG2	3:L:358:LEU:N	2.80	0.44
3:L:491:ALA:HB2	3:L:592:THR:CG2	2.48	0.44
2:M:24:SER:CB	3:N:176:ALA:N	2.80	0.44
3:N:44:THR:O	3:N:119:VAL:HG22	2.17	0.44
3:P:46:LYS:O	3:P:48:TRP:CD1	2.71	0.44
3:P:51:VAL:HG12	5:W:379:VAL:HG23	2.00	0.44
3:P:53:THR:HG22	3:P:54:SER:N	2.31	0.44
3:P:341:MET:HG3	3:P:431:ILE:HD11	1.98	0.44
3:P:571:ARG:HH22	3:T:427:GLU:CD	2.19	0.44
2:Q:24:SER:CB	3:R:176:ALA:N	2.80	0.44
3:R:533:ASP:OD1	3:R:536:THR:HG23	2.17	0.44
3:R:582:LEU:O	3:R:584:LEU:N	2.51	0.44
3:T:346:ASP:HB3	3:T:427:GLU:HA	1.99	0.44
4:V:175:MET:HB2	6:Y:404:MET:HE2	2.00	0.44
5:W:244:THR:OG1	6:X:652:GLN:NE2	2.49	0.44
5:W:312:LEU:CD1	5:W:352:TYR:HB2	2.42	0.44
5:W:453:PRO:HA	5:W:454:PRO:HD2	1.87	0.44
5:W:566:LEU:O	5:W:602:MET:HA	2.18	0.44
5:W:955:VAL:CG2	5:W:964:VAL:CG1	2.95	0.44
5:W:1014:ASN:HD22	5:W:1213:SER:HB2	1.80	0.44
6:X:277:VAL:HG22	6:X:900:GLU:HB3	2.00	0.44
6:X:795:ASP:CG	6:Y:737:ARG:NH1	2.64	0.44
6:X:844:LEU:HD12	6:X:844:LEU:N	2.33	0.44
6:Y:206:LEU:O	6:Y:236:PRO:HB3	2.18	0.44
6:Y:277:VAL:HG11	6:Y:295:SER:OG	2.17	0.44
6:Y:294:ARG:NE	6:Y:890:GLN:HB3	2.32	0.44
6:Y:371:LEU:HD21	6:Y:388:MET:HE2	2.00	0.44
3:B:255:SER:HA	3:B:258:THR:HG22	1.99	0.44
3:D:57:THR:N	3:D:60:SER:HB3	2.26	0.44
3:D:181:CYS:O	3:D:182:ASN:C	2.55	0.44
3:F:122:THR:O	3:F:123:ALA:C	2.54	0.44

Continued on next page...

Continued from previous page...

Atom-1	Atom-2	Interatomic distance (Å)	Clash overlap (Å)
3:F:362:THR:O	3:F:364:PRO:HD3	2.18	0.44
3:F:369:SER:CB	3:F:446:PRO:HD3	2.47	0.44
3:F:371:PRO:HG3	3:F:407:LEU:HD23	1.99	0.44
3:F:427:GLU:O	3:F:428:ARG:C	2.56	0.44
3:F:582:LEU:HD23	3:F:582:LEU:HA	1.69	0.44
3:F:582:LEU:O	3:F:584:LEU:N	2.51	0.44
3:H:252:LEU:HB3	3:H:613:LEU:CD2	2.47	0.44
3:H:262:ALA:CB	3:H:608:LEU:HD13	2.47	0.44
3:J:296:PRO:C	3:J:298:PHE:H	2.19	0.44
3:L:341:MET:HG3	3:L:431:ILE:HD11	1.98	0.44
3:L:547:HIS:CE1	3:L:560:PRO:HA	2.51	0.44
3:N:471:LEU:HD23	3:N:471:LEU:N	2.32	0.44
3:N:644:LEU:HD23	3:N:644:LEU:N	2.32	0.44
3:P:371:PRO:HG3	3:P:407:LEU:HD23	1.99	0.44
3:P:416:ARG:HG3	3:R:298:PHE:HZ	1.81	0.44
3:T:46:LYS:O	3:T:48:TRP:CD1	2.71	0.44
3:T:55:VAL:O	3:T:55:VAL:HG13	2.18	0.44
3:T:178:SER:HB3	3:T:179:ALA:H	1.65	0.44
3:T:362:THR:O	3:T:364:PRO:HD3	2.18	0.44
4:U:156:ILE:HG12	4:U:268:ARG:HB3	2.00	0.44
4:U:178:THR:HB	6:X:376:LEU:CD2	2.47	0.44
4:U:291:THR:HG23	4:U:297:PRO:CD	2.47	0.44
4:U:304:THR:O	4:U:304:THR:HG23	2.18	0.44
5:W:440:THR:CG2	5:W:647:PRO:HB3	2.47	0.44
6:X:330:ILE:HA	6:X:369:GLY:HA2	2.00	0.44
6:X:340:LEU:O	6:X:341:ALA:C	2.55	0.44
6:X:541:VAL:CG2	6:X:811:LEU:HG	2.45	0.44
6:Y:359:PHE:CE1	6:Y:1173:VAL:HG21	2.53	0.44
6:Y:424:ALA:O	6:Y:425:ASN:HB2	2.18	0.44
6:Y:442:CYS:HB3	6:Y:444:TRP:CD2	2.52	0.44
6:Y:986:GLN:HB2	6:Y:1135:TYR:CE1	2.53	0.44
3:B:79:ARG:NH1	3:B:79:ARG:CB	2.81	0.44
3:B:262:ALA:CB	3:B:608:LEU:HD13	2.47	0.44
3:B:427:GLU:O	3:B:428:ARG:C	2.56	0.44
7:C:101:MYR:H52	7:C:101:MYR:C9	2.42	0.44
3:D:68:PHE:O	3:D:140:VAL:HB	2.18	0.44
3:D:235:LEU:HD13	3:D:235:LEU:HA	1.80	0.44
3:F:238:VAL:CG2	3:H:78:MET:HE3	2.31	0.44
3:F:330:GLN:O	3:F:331:LEU:HB2	2.17	0.44
3:F:385:VAL:HA	3:F:390:ASN:OD1	2.16	0.44
3:F:419:MET:O	3:F:419:MET:HE3	2.17	0.44

Continued on next page...

Continued from previous page...

Atom-1	Atom-2	Interatomic distance (Å)	Clash overlap (Å)
3:F:533:ASP:OD1	3:F:536:THR:HG23	2.18	0.44
2:G:18:ASN:O	2:G:19:SER:HB3	2.18	0.44
3:H:341:MET:HG3	3:H:431:ILE:HD11	1.99	0.44
3:J:79:ARG:NH1	3:J:79:ARG:CB	2.81	0.44
3:J:164:ASP:C	3:J:166:ALA:N	2.70	0.44
3:J:427:GLU:O	3:J:428:ARG:C	2.56	0.44
3:J:458:THR:HG23	3:J:458:THR:O	2.17	0.44
3:J:491:ALA:HB2	3:J:592:THR:CG2	2.48	0.44
3:J:593:GLN:HB2	3:J:596:MET:HE1	2.00	0.44
2:K:9:ASN:HD21	3:L:206:GLU:HG3	1.83	0.44
3:L:354:SER:C	3:L:356:THR:H	2.21	0.44
3:L:369:SER:CB	3:L:446:PRO:HD3	2.47	0.44
3:L:401:GLY:O	3:L:402:ALA:CB	2.66	0.44
3:L:644:LEU:N	3:L:644:LEU:HD23	2.32	0.44
3:N:79:ARG:NH1	3:N:79:ARG:CB	2.81	0.44
3:N:183:TRP:CE2	3:N:187:LEU:CD1	3.00	0.44
3:N:256:SER:OG	3:N:257:SER:N	2.51	0.44
3:N:547:HIS:CE1	3:N:560:PRO:HA	2.52	0.44
2:O:18:ASN:O	2:O:19:SER:HB3	2.18	0.44
3:P:164:ASP:C	3:P:166:ALA:N	2.70	0.44
3:P:256:SER:OG	3:P:257:SER:N	2.51	0.44
3:P:354:SER:C	3:P:356:THR:H	2.21	0.44
3:P:458:THR:O	3:P:458:THR:HG23	2.17	0.44
3:R:152:ARG:HA	3:R:155:ASP:OD2	2.18	0.44
3:R:199:LEU:HB3	3:R:207:PHE:CE2	2.52	0.44
3:R:255:SER:HA	3:R:258:THR:HG22	1.98	0.44
3:R:341:MET:HB2	3:R:437:ILE:CG2	2.35	0.44
2:S:24:SER:CB	3:T:176:ALA:N	2.81	0.44
3:T:164:ASP:C	3:T:166:ALA:N	2.71	0.44
3:T:208:TYR:CE2	3:T:212:ILE:HD11	2.53	0.44
3:T:256:SER:OG	3:T:257:SER:N	2.51	0.44
3:T:341:MET:HG3	3:T:431:ILE:HD11	1.98	0.44
3:T:567:ARG:NH1	3:T:567:ARG:HB2	2.33	0.44
4:U:148:TRP:CD1	4:U:155:PRO:HB3	2.53	0.44
4:U:148:TRP:HZ2	4:U:285:LEU:HD23	1.83	0.44
4:U:167:PRO:HB2	4:U:170:THR:OG1	2.17	0.44
4:V:223:LEU:HD11	4:V:411:PHE:CZ	2.52	0.44
5:W:234:THR:HG22	5:W:235:TYR:CD1	2.53	0.44
5:W:383:PHE:H	5:W:383:PHE:HD1	1.66	0.44
5:W:432:PHE:CB	5:W:481:ALA:HB2	2.48	0.44
6:X:279:SER:O	6:X:280:ARG:C	2.56	0.44

Continued on next page...

Continued from previous page...

Atom-1	Atom-2	Interatomic distance (Å)	Clash overlap (Å)
6:X:411:GLN:HG2	6:X:445:PHE:CD2	2.52	0.44
6:X:453:LEU:O	6:X:457:MET:HB2	2.17	0.44
6:X:658:TYR:CD1	6:X:658:TYR:C	2.91	0.44
6:X:879:PHE:O	6:X:881:VAL:HG22	2.18	0.44
6:X:931:ILE:CD1	6:Y:689:VAL:HG11	2.47	0.44
6:X:1088:TYR:CE1	6:X:1132:ARG:HD2	2.51	0.44
6:Y:647:ARG:HD3	6:Y:774:LEU:HD23	2.00	0.44
6:Y:651:PRO:O	6:Y:773:ARG:HD2	2.17	0.44
6:Y:774:LEU:C	6:Y:776:GLN:H	2.21	0.44
2:A:9:ASN:HD21	3:B:206:GLU:HG3	1.83	0.44
3:B:55:VAL:O	3:B:55:VAL:HG13	2.18	0.44
3:B:152:ARG:HA	3:B:155:ASP:OD2	2.18	0.44
3:B:458:THR:HG23	3:B:458:THR:O	2.17	0.44
3:B:533:ASP:OD1	3:B:536:THR:HG23	2.18	0.44
3:B:567:ARG:NH1	3:B:567:ARG:HB2	2.33	0.44
3:B:582:LEU:O	3:B:584:LEU:N	2.51	0.44
3:D:50:PRO:CD	3:D:61:LEU:HD23	2.47	0.44
3:D:348:VAL:CG2	3:F:575:MET:HE2	2.47	0.44
3:D:588:ILE:HD13	3:D:588:ILE:HA	1.80	0.44
3:H:79:ARG:NH1	3:H:79:ARG:CB	2.81	0.44
3:H:533:ASP:OD1	3:H:536:THR:HG23	2.18	0.44
3:J:58:ILE:O	3:J:59:ASP:CB	2.63	0.44
3:L:141:GLN:HE22	3:L:144:ASN:ND2	2.15	0.44
3:L:412:ARG:CA	3:N:455:SER:O	2.66	0.44
3:N:55:VAL:O	3:N:55:VAL:HG13	2.18	0.44
3:N:458:THR:HG23	3:N:458:THR:O	2.17	0.44
3:N:533:ASP:OD1	3:N:536:THR:HG23	2.18	0.44
3:N:562:TYR:HA	3:N:565:LEU:HB2	1.99	0.44
2:O:9:ASN:HD21	3:P:206:GLU:HG3	1.83	0.44
3:R:401:GLY:O	3:R:402:ALA:CB	2.66	0.44
3:R:567:ARG:HB2	3:R:567:ARG:NH1	2.33	0.44
3:T:79:ARG:NH1	3:T:79:ARG:CB	2.81	0.44
3:T:369:SER:CB	3:T:446:PRO:HD3	2.47	0.44
4:U:22:ASP:O	4:U:25:ASP:HB2	2.18	0.44
4:U:228:THR:HG21	4:U:251:ASN:HB3	2.00	0.44
4:U:231:GLY:HA3	4:U:250:TRP:NE1	2.33	0.44
4:V:312:VAL:HG12	4:V:313:ALA:H	1.83	0.44
5:W:16:SER:O	5:W:285:LEU:HD11	2.17	0.44
5:W:148:ILE:CG2	5:W:149:THR:N	2.81	0.44
5:W:270:LEU:HA	5:W:270:LEU:HD23	1.82	0.44
5:W:424:SER:O	5:W:426:LEU:N	2.47	0.44

Continued on next page...

Continued from previous page...

Atom-1	Atom-2	Interatomic distance (Å)	Clash overlap (Å)
5:W:1289:LEU:HD22	5:W:1289:LEU:H	1.83	0.44
6:X:266:PRO:HB2	6:X:1085:LEU:HD12	1.99	0.44
6:X:314:SER:N	6:X:1197:TYR:O	2.43	0.44
6:X:354:THR:CG2	6:X:1152:ALA:HA	2.47	0.44
6:X:446:ALA:HB2	6:X:858:VAL:HG23	2.00	0.44
6:X:459:LEU:HA	6:X:462:ILE:HG22	2.00	0.44
6:X:517:LEU:O	6:X:519:GLN:N	2.49	0.44
6:X:517:LEU:HD12	6:X:565:LYS:HG3	2.00	0.44
6:X:718:THR:CA	6:X:726:ARG:HH11	2.29	0.44
6:X:844:LEU:H	6:X:844:LEU:HD12	1.83	0.44
6:X:996:MET:HB3	6:X:1143:ASN:HB2	2.00	0.44
6:Y:128:THR:HG22	6:Y:130:SER:N	2.26	0.44
6:Y:172:PRO:CD	6:Y:847:SER:HA	2.46	0.44
6:Y:370:ARG:NE	6:Y:385:VAL:HG23	2.32	0.44
6:Y:1023:ARG:NH2	6:Y:1030:GLN:NE2	2.66	0.44
3:B:343:ALA:CB	3:B:478:GLY:O	2.62	0.44
3:B:371:PRO:HG3	3:B:407:LEU:HD23	1.99	0.44
3:B:387:THR:O	3:B:390:ASN:HB2	2.18	0.44
3:D:491:ALA:HB2	3:D:592:THR:CG2	2.48	0.44
3:F:491:ALA:HB2	3:F:592:THR:CG2	2.47	0.44
3:F:644:LEU:HD23	3:F:644:LEU:N	2.32	0.44
3:H:192:ASP:O	3:H:193:ILE:C	2.56	0.44
3:H:208:TYR:CE2	3:H:212:ILE:HD11	2.52	0.44
3:H:567:ARG:NH1	3:H:567:ARG:HB2	2.33	0.44
3:J:152:ARG:HA	3:J:155:ASP:OD2	2.18	0.44
3:J:215:TYR:C	3:J:217:ALA:N	2.70	0.44
3:J:564:LEU:CD2	3:J:568:ARG:NH2	2.75	0.44
3:L:107:VAL:HG21	3:N:128:ASP:OD2	2.18	0.44
3:L:152:ARG:HA	3:L:155:ASP:OD2	2.18	0.44
3:L:192:ASP:O	3:L:193:ILE:C	2.56	0.44
3:L:533:ASP:OD1	3:L:536:THR:HG23	2.18	0.44
3:L:540:VAL:HG21	3:L:566:TRP:HA	2.00	0.44
3:N:53:THR:HG22	3:N:54:SER:N	2.32	0.44
3:N:387:THR:O	3:N:390:ASN:HB2	2.18	0.44
3:N:431:ILE:HD11	3:N:437:ILE:CG2	2.45	0.44
3:N:567:ARG:HB2	3:N:567:ARG:NH1	2.33	0.44
3:N:593:GLN:HB2	3:N:596:MET:HE1	2.00	0.44
3:P:549:LEU:C	3:P:549:LEU:CD1	2.87	0.44
3:P:582:LEU:O	3:P:584:LEU:N	2.51	0.44
3:R:98:ALA:HB2	3:R:206:GLU:CD	2.39	0.44
3:T:92:TRP:CZ2	3:T:160:GLN:CB	3.01	0.44

Continued on next page...

Continued from previous page...

Atom-1	Atom-2	Interatomic distance (Å)	Clash overlap (Å)
3:T:255:SER:HA	3:T:258:THR:HG22	1.99	0.44
4:U:157:TYR:HB2	4:U:287:SER:HB2	2.00	0.44
5:W:15:THR:HG23	5:W:317:GLY:CA	2.47	0.44
5:W:353:ARG:HB2	5:W:356:GLN:O	2.18	0.44
5:W:773:ARG:HG2	5:W:867:PHE:HD2	1.83	0.44
5:W:773:ARG:HD3	5:W:872:THR:HG21	2.00	0.44
6:X:210:ILE:O	6:X:239:ALA:N	2.51	0.44
6:X:394:LEU:HD13	6:X:967:THR:HG21	1.99	0.44
6:X:700:TRP:O	6:X:704:THR:CG2	2.60	0.44
6:X:813:VAL:CG1	6:X:818:ILE:HD11	2.46	0.44
6:X:861:ARG:HE	6:X:861:ARG:HB3	1.66	0.44
6:X:987:THR:CG2	6:X:989:THR:HG23	2.40	0.44
6:Y:260:GLU:HA	6:Y:307:SER:HB2	2.00	0.44
6:Y:686:ARG:CG	6:Y:686:ARG:HH11	2.30	0.44
6:Y:831:LEU:O	6:Y:833:PRO:HD3	2.17	0.44
6:Y:862:GLU:HA	6:Y:862:GLU:OE1	2.17	0.44
6:Y:910:LYS:O	6:Y:914:ASP:N	2.50	0.44
2:C:24:SER:CB	3:D:176:ALA:N	2.81	0.44
3:D:256:SER:OG	3:D:257:SER:N	2.51	0.44
3:D:298:PHE:HZ	3:H:416:ARG:HG3	1.81	0.44
3:D:346:ASP:HB3	3:D:427:GLU:HA	1.99	0.44
3:D:533:ASP:OD1	3:D:536:THR:HG23	2.17	0.44
3:D:582:LEU:O	3:D:584:LEU:N	2.51	0.44
3:F:262:ALA:CB	3:F:608:LEU:HD13	2.47	0.44
3:F:387:THR:O	3:F:390:ASN:HB2	2.18	0.44
3:F:435:PRO:CG	3:N:436:TYR:HH	2.15	0.44
3:F:456:ASN:ND2	3:F:458:THR:HG22	2.33	0.44
3:H:46:LYS:O	3:H:48:TRP:CD1	2.71	0.44
3:H:152:ARG:HA	3:H:155:ASP:OD2	2.18	0.44
3:H:369:SER:CB	3:H:446:PRO:HD3	2.47	0.44
3:H:371:PRO:HG3	3:H:407:LEU:HD23	1.99	0.44
3:H:549:LEU:C	3:H:549:LEU:CD1	2.87	0.44
2:I:9:ASN:HD21	3:J:206:GLU:HG3	1.83	0.44
3:J:141:GLN:HE22	3:J:144:ASN:ND2	2.15	0.44
3:J:192:ASP:O	3:J:193:ILE:C	2.56	0.44
3:J:330:GLN:HB2	3:J:457:PRO:HG3	1.99	0.44
3:J:582:LEU:O	3:J:584:LEU:N	2.51	0.44
3:J:609:ARG:CD	2:K:29:THR:HG21	2.47	0.44
3:L:67:ARG:HH11	3:L:67:ARG:CG	2.29	0.44
3:L:208:TYR:CE2	3:L:212:ILE:HD11	2.53	0.44
3:L:330:GLN:HB2	3:L:457:PRO:HG3	1.99	0.44

Continued on next page...

Continued from previous page...

Atom-1	Atom-2	Interatomic distance (Å)	Clash overlap (Å)
3:L:387:THR:O	3:L:390:ASN:HB2	2.18	0.44
7:M:101:MYR:C2	3:N:191:LYS:HZ1	2.27	0.44
3:N:152:ARG:HA	3:N:155:ASP:OD2	2.18	0.44
3:N:252:LEU:HB3	3:N:613:LEU:CD2	2.47	0.44
3:N:330:GLN:HB2	3:N:457:PRO:HG3	1.99	0.44
3:N:346:ASP:HB3	3:N:427:GLU:HA	1.99	0.44
3:N:582:LEU:O	3:N:584:LEU:N	2.51	0.44
2:O:29:THR:HG21	3:T:609:ARG:CD	2.47	0.44
3:P:141:GLN:HE22	3:P:144:ASN:ND2	2.15	0.44
3:P:455:SER:O	3:T:412:ARG:CA	2.66	0.44
2:Q:9:ASN:HD21	3:R:206:GLU:HG3	1.83	0.44
3:R:55:VAL:O	3:R:55:VAL:HG13	2.18	0.44
3:R:183:TRP:NE1	3:R:187:LEU:CD1	2.81	0.44
3:R:199:LEU:CD1	3:R:203:TYR:CE2	3.01	0.44
3:R:208:TYR:CE2	3:R:212:ILE:HD11	2.53	0.44
3:R:235:LEU:HD13	3:R:235:LEU:HA	1.80	0.44
3:R:369:SER:CB	3:R:446:PRO:HD3	2.47	0.44
3:T:67:ARG:HH11	3:T:67:ARG:CG	2.29	0.44
3:T:357:ILE:CG2	3:T:358:LEU:N	2.80	0.44
3:T:387:THR:O	3:T:390:ASN:HB2	2.18	0.44
3:T:588:ILE:HA	3:T:588:ILE:HD13	1.80	0.44
4:U:42:SER:O	4:U:43:HIS:HD2	2.01	0.44
4:U:63:SER:O	4:U:66:ILE:HG22	2.18	0.44
4:U:124:ASN:HA	5:W:353:ARG:NH1	2.33	0.44
4:V:191:ARG:HH12	6:Y:438:PRO:HG2	1.80	0.44
5:W:10:VAL:HB	5:W:388:TYR:CE2	2.52	0.44
5:W:632:PHE:CE2	5:W:670:SER:HB3	2.52	0.44
5:W:700:VAL:O	5:W:700:VAL:HG13	2.16	0.44
5:W:735:LEU:CD2	5:W:759:ILE:HB	2.48	0.44
5:W:765:PHE:CD1	5:W:766:LEU:N	2.86	0.44
5:W:1267:LEU:HA	5:W:1268:PRO:HD3	1.89	0.44
6:X:241:ASN:ND2	6:X:1148:SER:OG	2.37	0.44
6:X:244:VAL:HG22	6:X:245:CYS:N	2.33	0.44
6:X:514:ILE:CG1	6:X:515:LEU:N	2.81	0.44
6:X:983:TYR:HE1	6:X:1075:LEU:CG	2.30	0.44
6:X:1059:PHE:CD2	6:X:1063:VAL:HG21	2.53	0.44
6:X:1094:LEU:HD23	6:X:1094:LEU:C	2.37	0.44
6:Y:257:ARG:O	6:Y:259:LEU:N	2.50	0.44
6:Y:412:ASP:OD2	6:Y:414:THR:HG22	2.16	0.44
6:Y:621:TRP:HB2	6:Y:776:GLN:NE2	2.32	0.44
6:Y:660:SER:HB3	6:Y:663:GLN:CG	2.47	0.44

Continued on next page...

Continued from previous page...

Atom-1	Atom-2	Interatomic distance (Å)	Clash overlap (Å)
6:Y:874:CYS:HB3	6:Y:893:VAL:CG2	2.46	0.44
2:C:9:ASN:HD21	3:D:206:GLU:HG3	1.83	0.43
3:D:44:THR:O	3:D:119:VAL:HG22	2.17	0.43
3:F:540:VAL:HG21	3:F:566:TRP:HA	2.00	0.43
2:G:24:SER:CB	3:H:176:ALA:N	2.81	0.43
3:H:582:LEU:O	3:H:584:LEU:N	2.51	0.43
3:J:92:TRP:CZ2	3:J:160:GLN:CB	3.01	0.43
3:J:183:TRP:CE2	3:J:187:LEU:CD1	3.01	0.43
3:J:387:THR:O	3:J:390:ASN:HB2	2.18	0.43
3:J:456:ASN:ND2	3:J:458:THR:HG22	2.33	0.43
3:L:46:LYS:O	3:L:48:TRP:CD1	2.71	0.43
3:L:55:VAL:O	3:L:55:VAL:HG13	2.18	0.43
3:L:345:ILE:HD12	3:L:468:PRO:HB3	1.99	0.43
3:L:371:PRO:HG3	3:L:407:LEU:HD23	1.99	0.43
3:N:354:SER:C	3:N:356:THR:H	2.21	0.43
3:N:362:THR:O	3:N:364:PRO:HD3	2.18	0.43
3:N:369:SER:CB	3:N:446:PRO:HD3	2.47	0.43
3:N:397:VAL:O	3:N:398:SER:HB2	2.18	0.43
3:N:540:VAL:HG21	3:N:566:TRP:HA	2.00	0.43
3:P:152:ARG:HA	3:P:155:ASP:OD2	2.18	0.43
3:P:252:LEU:HB3	3:P:613:LEU:CD2	2.47	0.43
3:P:456:ASN:ND2	3:P:458:THR:HG22	2.33	0.43
3:R:46:LYS:O	3:R:48:TRP:CD1	2.71	0.43
3:R:92:TRP:CZ2	3:R:160:GLN:CB	3.01	0.43
3:R:92:TRP:C	3:R:94:PRO:HD2	2.37	0.43
3:R:256:SER:OG	3:R:257:SER:N	2.51	0.43
3:R:588:ILE:HG22	3:R:591:LEU:HB2	2.00	0.43
3:T:297:ALA:CB	3:T:460:MET:HB2	2.33	0.43
4:U:13:PHE:HD2	4:U:17:PRO:O	2.01	0.43
4:U:125:TYR:CE1	4:U:127:THR:HG22	2.53	0.43
4:U:198:GLN:OE1	4:U:198:GLN:CA	2.65	0.43
4:U:241:LEU:O	6:X:1179:VAL:HG11	2.17	0.43
5:W:63:PRO:C	5:W:65:LEU:H	2.20	0.43
5:W:148:ILE:O	5:W:152:THR:HG22	2.18	0.43
5:W:315:VAL:HG22	5:W:315:VAL:O	2.18	0.43
5:W:635:TYR:HD1	5:W:638:HIS:CE1	2.36	0.43
5:W:1154:ARG:NE	5:W:1189:ASN:HB2	2.33	0.43
6:X:669:PHE:C	6:X:670:ILE:HD13	2.37	0.43
6:X:940:GLN:HE21	6:X:940:GLN:HB2	1.53	0.43
6:X:1064:TRP:HE1	6:X:1101:GLU:HG2	1.83	0.43
6:X:1064:TRP:HE1	6:X:1101:GLU:CG	2.31	0.43

Continued on next page...

Continued from previous page...

Atom-1	Atom-2	Interatomic distance (Å)	Clash overlap (Å)
6:X:1149:THR:HB	6:X:1162:ALA:CB	2.47	0.43
6:Y:202:THR:HG22	6:Y:392:ASP:OD1	2.18	0.43
6:Y:314:SER:OG	6:Y:1198:ASN:ND2	2.51	0.43
6:Y:574:PRO:HB2	6:Y:679:TRP:CZ2	2.53	0.43
6:Y:618:PRO:HB2	6:Y:941:TYR:CB	2.48	0.43
6:Y:705:ILE:HG21	6:Y:733:MET:O	2.17	0.43
6:Y:781:THR:O	6:Y:807:PHE:HB3	2.18	0.43
6:Y:1072:THR:CG2	6:Y:1073:ARG:N	2.81	0.43
6:Y:1149:THR:HG23	6:Y:1162:ALA:HB3	2.00	0.43
7:A:101:MYR:H42	3:B:187:LEU:HD22	2.00	0.43
3:B:46:LYS:O	3:B:48:TRP:CD1	2.71	0.43
3:B:192:ASP:O	3:B:193:ILE:C	2.56	0.43
3:B:322:TYR:O	3:B:323:SER:HB3	2.17	0.43
3:B:330:GLN:HB2	3:B:457:PRO:HG3	1.99	0.43
3:B:456:ASN:ND2	3:B:458:THR:HG22	2.33	0.43
7:C:101:MYR:H42	3:D:187:LEU:HD22	2.00	0.43
3:D:79:ARG:NH1	3:D:79:ARG:CB	2.81	0.43
3:D:96:PHE:CE1	3:D:159:TRP:HH2	2.37	0.43
3:D:208:TYR:CE2	3:D:212:ILE:HD11	2.53	0.43
3:D:298:PHE:CE1	3:H:355:GLY:HA2	2.47	0.43
3:D:369:SER:CB	3:D:446:PRO:HD3	2.47	0.43
3:D:371:PRO:HG3	3:D:407:LEU:HD23	1.99	0.43
3:F:183:TRP:NE1	3:F:187:LEU:CD1	2.81	0.43
3:F:256:SER:OG	3:F:257:SER:N	2.51	0.43
3:H:397:VAL:O	3:H:398:SER:HB2	2.18	0.43
3:J:357:ILE:CG2	3:J:358:LEU:N	2.80	0.43
2:K:24:SER:CB	3:L:176:ALA:N	2.80	0.43
3:L:92:TRP:CZ2	3:L:160:GLN:CB	3.01	0.43
3:L:390:ASN:HD22	3:L:390:ASN:HA	1.60	0.43
3:L:427:GLU:O	3:L:428:ARG:C	2.56	0.43
3:L:562:TYR:HA	3:L:565:LEU:HB2	1.99	0.43
2:M:18:ASN:O	2:M:19:SER:HB3	2.18	0.43
3:N:183:TRP:NE1	3:N:187:LEU:CD1	2.81	0.43
3:P:79:ARG:NH1	3:P:79:ARG:CB	2.81	0.43
3:P:101:THR:HG23	3:P:102:GLY:N	2.33	0.43
3:P:183:TRP:NE1	3:P:187:LEU:CD1	2.81	0.43
3:P:362:THR:O	3:P:364:PRO:HD3	2.18	0.43
3:P:530:ARG:HH21	3:T:472:ARG:HH22	1.66	0.43
3:P:582:LEU:HD23	3:P:585:GLN:HE22	1.83	0.43
3:R:79:ARG:NH1	3:R:79:ARG:CB	2.81	0.43
3:R:183:TRP:CE2	3:R:187:LEU:CD1	3.00	0.43

Continued on next page...

Continued from previous page...

Atom-1	Atom-2	Interatomic distance (Å)	Clash overlap (Å)
3:R:336:THR:CG2	3:R:456:ASN:ND2	2.79	0.43
3:R:346:ASP:HB3	3:R:427:GLU:HA	1.99	0.43
3:T:183:TRP:NE1	3:T:187:LEU:CD1	2.81	0.43
3:T:345:ILE:HD12	3:T:468:PRO:HB3	1.99	0.43
3:T:397:VAL:O	3:T:398:SER:HB2	2.18	0.43
3:T:427:GLU:O	3:T:428:ARG:C	2.56	0.43
4:U:10:THR:HG23	4:U:73:GLY:CA	2.47	0.43
4:U:249:LYS:HD2	6:X:376:LEU:HG	1.99	0.43
4:V:31:GLY:H	6:X:1025:ASN:CB	2.31	0.43
4:V:131:ASN:O	4:V:135:MET:HG2	2.18	0.43
5:W:461:PRO:O	5:W:464:TYR:HB2	2.17	0.43
5:W:579:TYR:HA	5:W:617:VAL:HB	1.99	0.43
5:W:681:LEU:HD23	5:W:681:LEU:C	2.37	0.43
5:W:1071:ILE:HD11	5:W:1100:PHE:CE1	2.54	0.43
5:W:1215:LEU:C	5:W:1215:LEU:CD1	2.85	0.43
6:X:200:LEU:HD13	6:X:343:ALA:CB	2.48	0.43
6:X:362:THR:O	6:X:363:ALA:C	2.56	0.43
6:X:557:ILE:HB	6:X:592:LEU:HD21	2.00	0.43
6:X:1031:LEU:N	6:X:1039:ARG:O	2.48	0.43
6:Y:272:HIS:ND1	6:Y:273:ALA:N	2.66	0.43
6:Y:358:GLN:O	6:Y:361:SER:HB3	2.18	0.43
6:Y:421:ASN:OD1	6:Y:429:ASN:HA	2.17	0.43
6:Y:996:MET:HB2	6:Y:1143:ASN:HB3	2.01	0.43
6:Y:1095:ASP:OD1	6:Y:1098:PRO:HD3	2.18	0.43
3:B:183:TRP:CE2	3:B:187:LEU:CD1	3.01	0.43
3:D:107:VAL:HG21	3:F:128:ASP:OD2	2.18	0.43
3:D:128:ASP:OD2	3:H:107:VAL:HG21	2.18	0.43
3:D:192:ASP:O	3:D:193:ILE:C	2.56	0.43
3:D:345:ILE:HD12	3:D:468:PRO:HB3	1.99	0.43
3:D:354:SER:C	3:D:356:THR:H	2.21	0.43
3:D:355:GLY:CA	3:F:298:PHE:CZ	2.80	0.43
3:D:431:ILE:O	3:D:431:ILE:HG23	2.10	0.43
3:F:79:ARG:NH1	3:F:79:ARG:CB	2.81	0.43
3:H:164:ASP:C	3:H:166:ALA:N	2.71	0.43
3:H:256:SER:OG	3:H:257:SER:N	2.51	0.43
3:J:345:ILE:O	3:J:347:SER:N	2.52	0.43
3:L:79:ARG:NH1	3:L:79:ARG:CB	2.81	0.43
3:L:95:LEU:HD12	3:L:95:LEU:HA	1.71	0.43
3:L:183:TRP:NE1	3:L:187:LEU:CD1	2.81	0.43
3:N:92:TRP:CZ2	3:N:160:GLN:CB	3.01	0.43
3:N:164:ASP:C	3:N:166:ALA:N	2.71	0.43

Continued on next page...

Continued from previous page...

Atom-1	Atom-2	Interatomic distance (Å)	Clash overlap (Å)
3:N:336:THR:CG2	3:N:456:ASN:ND2	2.79	0.43
3:N:345:ILE:O	3:N:347:SER:N	2.52	0.43
3:N:357:ILE:CG2	3:N:358:LEU:N	2.80	0.43
3:N:401:GLY:O	3:N:402:ALA:CB	2.66	0.43
3:P:58:ILE:HG22	3:P:58:ILE:O	2.19	0.43
3:P:412:ARG:CA	3:R:455:SER:O	2.66	0.43
3:T:203:TYR:HB3	3:T:206:GLU:CB	2.39	0.43
4:U:192:PHE:CZ	4:U:204:MET:HB3	2.53	0.43
4:V:204:MET:HA	4:V:207:THR:HG22	1.98	0.43
5:W:445:ILE:HB	5:W:642:LEU:HD22	2.00	0.43
5:W:512:THR:O	5:W:513:SER:HB2	2.18	0.43
5:W:624:THR:C	5:W:626:ALA:N	2.71	0.43
5:W:765:PHE:CZ	5:W:999:PRO:O	2.71	0.43
6:X:248:ASN:O	6:X:249:TRP:C	2.55	0.43
6:X:263:LEU:HB3	6:X:976:ASN:ND2	2.34	0.43
6:X:415:GLN:C	6:X:417:VAL:N	2.70	0.43
6:X:1072:THR:O	6:X:1074:VAL:HG12	2.18	0.43
6:Y:31:ASN:HB2	6:Y:47:ASN:OD1	2.17	0.43
6:Y:264:PRO:HB2	6:Y:268:ASP:HB2	1.99	0.43
6:Y:416:ILE:HD12	6:Y:851:PHE:CZ	2.53	0.43
6:Y:672:SER:O	6:Y:674:ARG:HB3	2.18	0.43
6:Y:741:THR:OG1	6:Y:743:THR:HG23	2.17	0.43
3:B:92:TRP:CZ2	3:B:160:GLN:CB	3.01	0.43
3:B:98:ALA:HB2	3:B:206:GLU:CD	2.39	0.43
3:B:183:TRP:NE1	3:B:187:LEU:CD1	2.81	0.43
3:B:199:LEU:HB3	3:B:207:PHE:CE2	2.52	0.43
3:B:199:LEU:CD1	3:B:203:TYR:CE2	3.01	0.43
3:B:644:LEU:HD23	3:B:644:LEU:N	2.32	0.43
7:C:101:MYR:H22	3:D:191:LYS:HZ1	1.77	0.43
3:D:183:TRP:CE2	3:D:187:LEU:CD1	3.01	0.43
3:D:281:PRO:CD	3:F:622:GLU:OE1	2.62	0.43
3:D:310:PHE:CD1	3:D:382:ILE:HG13	2.54	0.43
2:E:9:ASN:HD21	3:F:206:GLU:HG3	1.83	0.43
3:F:98:ALA:HB2	3:F:206:GLU:CD	2.39	0.43
3:F:562:TYR:HA	3:F:565:LEU:HB2	1.99	0.43
3:H:154:ARG:NH1	3:H:154:ARG:CB	2.68	0.43
3:H:199:LEU:CD1	3:H:203:TYR:CE2	3.01	0.43
3:H:345:ILE:O	3:H:347:SER:N	2.52	0.43
3:J:49:ARG:CZ	4:V:405:ALA:CB	2.97	0.43
3:J:183:TRP:NE1	3:J:187:LEU:CD1	2.81	0.43
3:L:135:VAL:O	3:L:135:VAL:HG13	2.19	0.43

Continued on next page...

Continued from previous page...

Atom-1	Atom-2	Interatomic distance (Å)	Clash overlap (Å)
3:L:427:GLU:HB2	3:L:430:THR:CG2	2.49	0.43
3:L:588:ILE:HG22	3:L:591:LEU:HB2	2.00	0.43
3:N:101:THR:HG23	3:N:102:GLY:N	2.34	0.43
3:N:136:PHE:CD1	3:N:136:PHE:N	2.87	0.43
3:N:371:PRO:HG3	3:N:407:LEU:HD23	1.99	0.43
3:P:98:ALA:HB2	3:P:206:GLU:CD	2.39	0.43
3:P:262:ALA:CB	3:P:608:LEU:HD13	2.47	0.43
3:P:491:ALA:HB2	3:P:592:THR:CG2	2.48	0.43
3:P:567:ARG:NH1	3:P:567:ARG:HB2	2.33	0.43
3:R:491:ALA:HB2	3:R:592:THR:CG2	2.48	0.43
2:S:18:ASN:O	2:S:19:SER:HB3	2.18	0.43
3:T:98:ALA:HB2	3:T:206:GLU:CD	2.39	0.43
3:T:171:THR:HG21	3:T:634:LYS:HZ1	1.83	0.43
3:T:540:VAL:HG21	3:T:566:TRP:HA	2.00	0.43
4:U:4:ARG:HH12	5:W:217:LEU:CG	2.32	0.43
4:U:54:TRP:O	4:U:59:PRO:HA	2.17	0.43
4:U:83:GLN:H	4:U:83:GLN:HG3	1.52	0.43
4:U:92:TRP:HA	4:U:99:SER:O	2.18	0.43
4:U:265:SER:HA	4:U:323:VAL:HG12	2.01	0.43
5:W:28:ASP:HB3	5:W:109:ALA:HB1	2.00	0.43
5:W:219:ASN:HD21	6:X:674:ARG:HH12	1.66	0.43
5:W:350:PHE:CE1	5:W:378:PRO:HD3	2.52	0.43
5:W:577:LEU:HD23	5:W:579:TYR:N	2.30	0.43
6:X:234:PRO:HG2	6:X:360:LEU:HD11	2.00	0.43
6:X:263:LEU:N	6:X:263:LEU:CD2	2.81	0.43
6:X:265:PRO:O	6:X:268:ASP:HB2	2.18	0.43
6:X:393:ALA:CB	6:X:1184:LEU:HD13	2.48	0.43
6:X:401:THR:HG21	6:X:960:ALA:HB2	1.99	0.43
6:X:413:PRO:HA	6:X:416:ILE:CG1	2.49	0.43
6:X:603:VAL:HB	6:X:604:PRO:HD2	1.99	0.43
6:X:930:ARG:NH2	6:Y:692:THR:HG21	2.32	0.43
6:X:1072:THR:HG23	6:X:1072:THR:O	2.17	0.43
6:Y:462:ILE:O	6:Y:465:ASN:HB3	2.17	0.43
6:Y:742:MET:HG3	6:Y:742:MET:O	2.18	0.43
6:Y:1064:TRP:HB3	6:Y:1065:PRO:HD3	1.99	0.43
6:Y:1090:PRO:HB3	6:Y:1158:PHE:HE2	1.83	0.43
3:B:369:SER:CB	3:B:446:PRO:HD3	2.47	0.43
3:D:106:ILE:CD1	3:D:152:ARG:HG3	2.45	0.43
3:D:456:ASN:ND2	3:D:458:THR:HG22	2.33	0.43
3:D:582:LEU:HD23	3:D:585:GLN:HE22	1.83	0.43
3:H:341:MET:HB2	3:H:437:ILE:CG2	2.35	0.43

Continued on next page...

Continued from previous page...

Atom-1	Atom-2	Interatomic distance (Å)	Clash overlap (Å)
3:J:292:ARG:HG2	3:J:292:ARG:NH1	2.32	0.43
3:J:343:ALA:CB	3:J:478:GLY:O	2.62	0.43
3:J:540:VAL:HG21	3:J:566:TRP:HA	2.00	0.43
3:J:588:ILE:HG22	3:J:591:LEU:HB2	2.00	0.43
3:L:98:ALA:HB2	3:L:206:GLU:CD	2.39	0.43
3:L:336:THR:CG2	3:L:456:ASN:ND2	2.79	0.43
3:L:442:THR:OG1	3:L:443:PHE:N	2.50	0.43
3:L:582:LEU:O	3:L:584:LEU:N	2.51	0.43
2:M:13:ILE:CD1	7:M:101:MYR:H111	2.46	0.43
3:N:192:ASP:O	3:N:193:ILE:C	2.56	0.43
3:N:343:ALA:CB	3:N:478:GLY:O	2.62	0.43
3:N:427:GLU:HB2	3:N:430:THR:CG2	2.49	0.43
3:P:96:PHE:CE1	3:P:159:TRP:HH2	2.36	0.43
3:P:107:VAL:HG21	3:R:128:ASP:OD2	2.18	0.43
3:R:565:LEU:HD23	3:R:565:LEU:N	2.34	0.43
3:T:310:PHE:CD1	3:T:382:ILE:HG13	2.54	0.43
4:U:161:VAL:HG23	4:U:263:GLN:HB2	1.99	0.43
4:V:40:ARG:HH21	4:V:65:ASN:HB3	1.84	0.43
5:W:617:VAL:HG13	5:W:658:VAL:CG1	2.47	0.43
5:W:1241:LEU:HD13	5:W:1260:LEU:HB3	2.01	0.43
6:X:242:ARG:HE	6:X:1085:LEU:CD1	2.30	0.43
6:X:371:LEU:HD11	6:X:388:MET:HG2	2.01	0.43
6:X:653:PRO:HD3	6:X:773:ARG:CB	2.49	0.43
6:X:925:LEU:C	6:X:925:LEU:HD23	2.38	0.43
6:X:964:VAL:O	6:X:968:PHE:N	2.48	0.43
6:X:1035:GLY:O	6:X:1036:ASN:HB3	2.19	0.43
6:X:1060:ARG:HA	6:X:1064:TRP:HB2	1.99	0.43
6:X:1083:TYR:O	6:X:1083:TYR:CG	2.71	0.43
6:Y:106:MET:O	6:Y:106:MET:HG2	2.18	0.43
6:Y:188:ALA:HB1	6:Y:856:ARG:CD	2.48	0.43
6:Y:269:SER:HB2	6:Y:271:VAL:HG12	2.00	0.43
6:Y:760:SER:OG	6:Y:850:MET:HE2	2.19	0.43
6:Y:913:PHE:O	6:Y:915:LEU:HD13	2.18	0.43
6:Y:1031:LEU:HD12	6:Y:1032:ILE:H	1.83	0.43
6:Y:1107:ILE:HG12	6:Y:1113:PRO:HD2	1.99	0.43
3:B:141:GLN:HE22	3:B:144:ASN:ND2	2.15	0.43
3:D:92:TRP:CZ2	3:D:160:GLN:CB	3.01	0.43
3:D:362:THR:O	3:D:364:PRO:HD3	2.18	0.43
3:D:609:ARG:O	2:E:29:THR:HA	2.19	0.43
3:F:67:ARG:HH11	3:F:67:ARG:CG	2.29	0.43
3:F:92:TRP:CZ2	3:F:160:GLN:CB	3.01	0.43

Continued on next page...

Continued from previous page...

Atom-1	Atom-2	Interatomic distance (Å)	Clash overlap (Å)
3:F:199:LEU:CD1	3:F:203:TYR:CE2	3.01	0.43
3:F:208:TYR:CE2	3:F:212:ILE:HD11	2.53	0.43
3:F:293:SER:HB3	3:F:465:THR:HG23	2.01	0.43
3:F:588:ILE:HD13	3:F:588:ILE:HA	1.80	0.43
3:H:330:GLN:HB2	3:H:457:PRO:HG3	1.99	0.43
3:H:362:THR:O	3:H:364:PRO:HD3	2.18	0.43
3:H:401:GLY:O	3:H:402:ALA:CB	2.66	0.43
3:H:427:GLU:O	3:H:428:ARG:C	2.56	0.43
3:H:456:ASN:ND2	3:H:458:THR:HG22	2.33	0.43
3:H:551:GLN:NE2	3:H:558:THR:HB	2.34	0.43
3:J:203:TYR:N	3:J:204:PRO:HD2	2.34	0.43
3:J:354:SER:C	3:J:356:THR:H	2.21	0.43
3:J:551:GLN:NE2	3:J:558:THR:HB	2.34	0.43
3:J:609:ARG:O	2:K:29:THR:HA	2.19	0.43
3:L:96:PHE:CE1	3:L:159:TRP:HH2	2.37	0.43
3:L:345:ILE:O	3:L:347:SER:N	2.52	0.43
3:L:419:MET:HE3	3:L:419:MET:O	2.18	0.43
3:N:427:GLU:O	3:N:428:ARG:C	2.56	0.43
2:O:24:SER:CB	3:P:176:ALA:N	2.80	0.43
3:P:92:TRP:CZ2	3:P:160:GLN:CB	3.01	0.43
3:P:199:LEU:CD1	3:P:203:TYR:CE2	3.01	0.43
3:P:540:VAL:HG21	3:P:566:TRP:HA	2.00	0.43
2:Q:18:ASN:O	2:Q:19:SER:HB3	2.18	0.43
3:R:96:PHE:CE1	3:R:159:TRP:HH2	2.37	0.43
3:R:192:ASP:O	3:R:193:ILE:C	2.56	0.43
3:R:397:VAL:O	3:R:398:SER:HB2	2.18	0.43
3:R:419:MET:HE3	3:R:419:MET:O	2.18	0.43
3:T:262:ALA:CB	3:T:608:LEU:HD13	2.47	0.43
4:U:348:THR:HG22	4:U:350:ALA:H	1.83	0.43
5:W:173:ALA:HB3	5:W:202:ALA:HB3	2.00	0.43
5:W:194:TYR:HB2	5:W:196:LYS:HD3	2.01	0.43
5:W:335:SER:CA	5:W:752:ASN:O	2.64	0.43
5:W:405:ARG:HB3	5:W:779:MET:HB2	2.00	0.43
5:W:715:LEU:HB3	5:W:718:PRO:HB3	2.00	0.43
5:W:934:ASN:ND2	5:W:934:ASN:N	2.58	0.43
5:W:996:ASP:O	5:W:999:PRO:HD2	2.18	0.43
5:W:1052:ILE:HD11	5:W:1110:VAL:HG11	2.00	0.43
6:X:747:ILE:O	6:X:747:ILE:CG2	2.62	0.43
6:X:789:ASP:HB3	6:X:933:ASP:CG	2.39	0.43
6:Y:200:LEU:HB2	6:Y:250:ALA:CB	2.47	0.43
6:Y:607:HIS:O	6:Y:610:THR:N	2.49	0.43

Continued on next page...

Continued from previous page...

Atom-1	Atom-2	Interatomic distance (Å)	Clash overlap (Å)
6:Y:893:VAL:HG13	6:Y:897:ALA:CB	2.48	0.43
6:Y:1172:LEU:HB2	6:Y:1191:TYR:CD2	2.53	0.43
2:A:9:ASN:HD21	3:B:206:GLU:CG	2.32	0.43
3:B:565:LEU:HD23	3:B:565:LEU:N	2.34	0.43
3:B:588:ILE:HG22	3:B:591:LEU:HB2	2.00	0.43
3:D:101:THR:HG23	3:D:102:GLY:N	2.33	0.43
3:D:540:VAL:HG21	3:D:566:TRP:HA	2.00	0.43
3:F:107:VAL:HG21	3:H:128:ASP:OD2	2.18	0.43
3:F:135:VAL:O	3:F:135:VAL:HG13	2.19	0.43
3:F:412:ARG:CA	3:H:455:SER:O	2.66	0.43
3:F:420:LEU:HD11	3:F:422:LEU:CD2	2.49	0.43
3:F:567:ARG:NH1	3:F:567:ARG:HB2	2.33	0.43
3:H:135:VAL:HG13	3:H:135:VAL:O	2.19	0.43
3:J:46:LYS:NZ	3:N:237:GLU:CD	2.68	0.43
3:J:98:ALA:HB2	3:J:206:GLU:CD	2.39	0.43
3:J:107:VAL:HG21	3:L:128:ASP:OD2	2.18	0.43
3:J:136:PHE:N	3:J:136:PHE:CD1	2.87	0.43
3:J:310:PHE:CD1	3:J:382:ILE:HG13	2.54	0.43
3:J:567:ARG:HB2	3:J:567:ARG:NH1	2.33	0.43
3:L:199:LEU:CD1	3:L:203:TYR:CE2	3.01	0.43
3:L:549:LEU:C	3:L:549:LEU:CD1	2.87	0.43
3:L:551:GLN:NE2	3:L:558:THR:HB	2.34	0.43
3:L:609:ARG:CD	2:M:29:THR:HG21	2.47	0.43
3:N:135:VAL:O	3:N:135:VAL:HG13	2.19	0.43
3:P:203:TYR:HB3	3:P:206:GLU:CB	2.39	0.43
3:P:292:ARG:HG2	3:P:292:ARG:NH1	2.32	0.43
3:P:330:GLN:HB2	3:P:457:PRO:HG3	1.99	0.43
3:P:369:SER:CB	3:P:446:PRO:HD3	2.47	0.43
3:P:401:GLY:O	3:P:402:ALA:CB	2.66	0.43
3:P:471:LEU:HD23	3:P:471:LEU:N	2.32	0.43
2:Q:9:ASN:HD21	3:R:206:GLU:CG	2.32	0.43
3:R:354:SER:C	3:R:356:THR:H	2.21	0.43
3:R:540:VAL:HG21	3:R:566:TRP:HA	2.00	0.43
3:R:564:LEU:CD2	3:R:568:ARG:NH2	2.75	0.43
3:T:96:PHE:CE1	3:T:159:TRP:HH2	2.37	0.43
3:T:456:ASN:ND2	3:T:458:THR:HG22	2.33	0.43
3:T:533:ASP:OD1	3:T:536:THR:HG23	2.18	0.43
3:T:588:ILE:HG22	3:T:591:LEU:HB2	2.00	0.43
4:U:26:LEU:CA	4:U:71:LEU:HD11	2.34	0.43
4:U:131:ASN:O	4:U:132:LEU:C	2.56	0.43
4:U:156:ILE:HD13	4:U:305:LEU:HD11	2.00	0.43

Continued on next page...

Continued from previous page...

Atom-1	Atom-2	Interatomic distance (Å)	Clash overlap (Å)
4:U:159:LEU:CD1	4:U:267:ILE:HD12	2.48	0.43
4:U:251:ASN:ND2	4:U:253:GLY:N	2.67	0.43
5:W:213:ARG:HG2	5:W:217:LEU:CD2	2.49	0.43
5:W:316:GLN:OE1	5:W:316:GLN:CA	2.66	0.43
5:W:847:PRO:C	5:W:849:THR:H	2.22	0.43
5:W:994:THR:HG23	5:W:1066:ASN:O	2.19	0.43
5:W:1063:VAL:CG2	5:W:1110:VAL:HG22	2.45	0.43
6:X:194:ILE:HG21	6:X:1201:TYR:CZ	2.53	0.43
6:X:617:HIS:ND1	6:X:619:GLY:N	2.60	0.43
6:X:694:ASP:O	6:X:695:SER:HB3	2.19	0.43
6:X:793:ARG:HH11	6:Y:693:TYR:HE2	1.57	0.43
6:Y:49:GLN:CG	6:Y:50:GLN:N	2.81	0.43
6:Y:404:MET:HG2	6:Y:956:HIS:CE1	2.53	0.43
6:Y:838:GLY:HA3	6:Y:1210:VAL:HG23	2.00	0.43
2:C:18:ASN:O	2:C:19:SER:HB3	2.18	0.43
3:D:419:MET:HB3	3:D:419:MET:HE2	1.56	0.43
3:F:48:TRP:CE2	3:F:63:ILE:CD1	3.02	0.43
3:F:192:ASP:O	3:F:193:ILE:C	2.56	0.43
3:H:96:PHE:CE1	3:H:159:TRP:HH2	2.37	0.43
3:H:101:THR:HG23	3:H:102:GLY:N	2.34	0.43
3:H:370:VAL:O	3:H:370:VAL:CG2	2.67	0.43
3:H:387:THR:O	3:H:390:ASN:HB2	2.18	0.43
3:H:420:LEU:HD11	3:H:422:LEU:CD2	2.49	0.43
7:I:101:MYR:H42	3:J:187:LEU:HD22	2.00	0.43
3:J:46:LYS:O	3:J:48:TRP:CD1	2.71	0.43
3:J:128:ASP:OD2	3:N:107:VAL:HG21	2.18	0.43
3:J:427:GLU:CD	3:L:571:ARG:HH22	2.20	0.43
2:K:18:ASN:O	2:K:19:SER:HB3	2.18	0.43
3:L:203:TYR:N	3:L:204:PRO:HD2	2.34	0.43
3:L:567:ARG:NH1	3:L:567:ARG:HB2	2.33	0.43
3:N:203:TYR:N	3:N:204:PRO:HD2	2.34	0.43
3:N:420:LEU:HD11	3:N:422:LEU:CD2	2.49	0.43
3:P:345:ILE:O	3:P:347:SER:N	2.52	0.43
3:P:387:THR:O	3:P:390:ASN:HB2	2.18	0.43
3:P:551:GLN:NE2	3:P:558:THR:HB	2.34	0.43
3:P:565:LEU:N	3:P:565:LEU:HD23	2.34	0.43
3:R:101:THR:HG23	3:R:102:GLY:N	2.34	0.43
3:R:107:VAL:HG21	3:T:128:ASP:OD2	2.18	0.43
3:R:266:MET:HG2	3:R:520:VAL:HG11	2.01	0.43
3:R:332:GLY:HA3	3:R:456:ASN:HA	2.01	0.43
3:R:362:THR:O	3:R:364:PRO:HD3	2.18	0.43

Continued on next page...

Continued from previous page...

Atom-1	Atom-2	Interatomic distance (Å)	Clash overlap (Å)
3:R:456:ASN:ND2	3:R:458:THR:HG22	2.33	0.43
3:T:48:TRP:CE2	3:T:63:ILE:CD1	3.02	0.43
3:T:318:LYS:HG3	3:T:319:THR:H	1.84	0.43
3:T:332:GLY:HA3	3:T:456:ASN:HA	2.01	0.43
3:T:341:MET:CG	3:T:431:ILE:HD11	2.49	0.43
3:T:354:SER:C	3:T:356:THR:H	2.21	0.43
3:T:428:ARG:HH11	3:T:428:ARG:CG	2.16	0.43
4:U:174:LEU:C	4:U:176:ALA:H	2.22	0.43
4:U:225:ARG:HG3	4:U:225:ARG:NH1	2.32	0.43
4:U:225:ARG:HA	4:U:233:TYR:CE1	2.54	0.43
4:V:178:THR:OG1	6:Y:407:ARG:CB	2.66	0.43
5:W:30:LEU:HD13	5:W:30:LEU:C	2.39	0.43
5:W:105:LEU:HD23	5:W:105:LEU:C	2.38	0.43
5:W:1192:LEU:HD13	5:W:1192:LEU:C	2.38	0.43
5:W:1255:ASN:O	5:W:1257:PHE:N	2.51	0.43
6:X:670:ILE:HG22	6:X:671:PRO:HD2	2.00	0.43
6:X:707:PHE:O	6:X:710:ARG:HB3	2.19	0.43
6:Y:81:ARG:HD2	6:Y:85:ASP:OD1	2.19	0.43
6:Y:257:ARG:H	6:Y:257:ARG:HG2	1.61	0.43
6:Y:259:LEU:O	6:Y:307:SER:HB2	2.18	0.43
6:Y:497:ILE:HG23	6:Y:498:THR:H	1.83	0.43
6:Y:497:ILE:O	6:Y:500:ILE:HD12	2.19	0.43
6:Y:543:THR:O	6:Y:576:THR:HB	2.19	0.43
6:Y:547:GLU:OE1	6:Y:547:GLU:CA	2.66	0.43
6:Y:865:VAL:CG2	6:Y:952:PRO:HB2	2.49	0.43
6:Y:919:LEU:CD2	6:Y:920:LEU:N	2.82	0.43
6:Y:1095:ASP:OD1	6:Y:1097:ALA:N	2.51	0.43
6:Y:1156:THR:CG2	6:Y:1161:ASN:CB	2.96	0.43
3:B:203:TYR:N	3:B:204:PRO:HD2	2.34	0.43
3:B:401:GLY:O	3:B:402:ALA:CB	2.66	0.43
3:B:433:GLY:O	3:B:435:PRO:CD	2.67	0.43
3:B:540:VAL:HG21	3:B:566:TRP:HA	2.00	0.43
7:C:101:MYR:H21	3:D:191:LYS:NZ	2.30	0.43
3:D:96:PHE:CD1	3:D:101:THR:HG23	2.44	0.43
3:D:588:ILE:HG22	3:D:591:LEU:HB2	2.00	0.43
3:F:427:GLU:CD	3:H:571:ARG:HH22	2.19	0.43
3:F:588:ILE:HG22	3:F:591:LEU:HB2	2.00	0.43
3:H:136:PHE:CD1	3:H:136:PHE:N	2.87	0.43
3:H:411:VAL:O	3:H:411:VAL:CG1	2.61	0.43
3:H:427:GLU:HB2	3:H:430:THR:CG2	2.49	0.43
2:I:18:ASN:O	2:I:19:SER:HB3	2.18	0.43

Continued on next page...

Continued from previous page...

Atom-1	Atom-2	Interatomic distance (Å)	Clash overlap (Å)
3:J:199:LEU:CD1	3:J:203:TYR:CE2	3.01	0.43
3:J:256:SER:OG	3:J:257:SER:N	2.51	0.43
3:J:266:MET:HG2	3:J:520:VAL:HG11	2.01	0.43
3:J:431:ILE:O	3:J:431:ILE:HG23	2.10	0.43
2:K:9:ASN:HD21	3:L:206:GLU:CG	2.32	0.43
3:L:266:MET:HG2	3:L:520:VAL:HG11	2.01	0.43
3:L:362:THR:O	3:L:364:PRO:HD3	2.18	0.43
3:L:456:ASN:ND2	3:L:458:THR:HG22	2.33	0.43
3:N:98:ALA:HB2	3:N:206:GLU:CD	2.39	0.43
3:N:318:LYS:HG3	3:N:319:THR:H	1.84	0.43
3:N:456:ASN:ND2	3:N:458:THR:HG22	2.33	0.43
3:P:271:LEU:HD12	3:P:271:LEU:HA	1.79	0.43
3:P:420:LEU:HD11	3:P:422:LEU:CD2	2.49	0.43
3:P:433:GLY:O	3:P:435:PRO:CD	2.67	0.43
3:P:590:VAL:O	3:P:592:THR:N	2.52	0.43
3:R:427:GLU:O	3:R:428:ARG:C	2.56	0.43
3:T:203:TYR:N	3:T:204:PRO:HD2	2.34	0.43
3:T:428:ARG:NH1	3:T:428:ARG:CG	2.76	0.43
3:T:582:LEU:O	3:T:584:LEU:N	2.51	0.43
3:T:590:VAL:O	3:T:592:THR:N	2.52	0.43
4:U:8:GLY:HA2	4:U:146:THR:OG1	2.19	0.43
4:U:60:SER:OG	4:U:275:GLN:O	2.37	0.43
5:W:135:LEU:CD2	5:W:138:LEU:HD12	2.49	0.43
5:W:517:ALA:HB2	5:W:575:PHE:CE2	2.52	0.43
5:W:578:VAL:HG23	5:W:610:THR:HG22	2.01	0.43
5:W:661:GLY:O	5:W:663:GLN:N	2.45	0.43
5:W:695:ILE:HA	5:W:696:PRO:HD3	1.79	0.43
5:W:771:ARG:O	5:W:774:LEU:HB2	2.18	0.43
5:W:910:LEU:HD13	5:W:910:LEU:O	2.19	0.43
5:W:1165:VAL:HG11	5:W:1181:ALA:HB3	2.01	0.43
5:W:1204:LEU:HD23	5:W:1204:LEU:H	1.84	0.43
6:X:242:ARG:HH12	6:X:1146:LEU:CD1	2.32	0.43
6:X:590:ALA:HB1	6:X:599:ILE:CD1	2.49	0.43
6:X:757:VAL:CG1	6:X:845:PHE:HE2	2.26	0.43
6:X:904:ALA:O	6:X:907:ASP:HB2	2.18	0.43
6:Y:33:PRO:HA	6:Y:34:PRO:HD3	1.86	0.43
6:Y:403:ILE:CG2	6:Y:404:MET:N	2.82	0.43
6:Y:428:LEU:HD21	6:Y:1208:MET:CE	2.49	0.43
6:Y:709:ILE:CG1	6:Y:733:MET:HE3	2.46	0.43
6:Y:1182:ASN:HB3	6:Y:1183:ASP:H	1.41	0.43
2:A:18:ASN:O	2:A:19:SER:HB3	2.18	0.43

Continued on next page...

Continued from previous page...

Atom-1	Atom-2	Interatomic distance (Å)	Clash overlap (Å)
3:B:96:PHE:CE1	3:B:159:TRP:HH2	2.37	0.43
3:B:101:THR:HG23	3:B:102:GLY:N	2.34	0.43
3:B:256:SER:OG	3:B:257:SER:N	2.51	0.43
3:B:318:LYS:HG3	3:B:319:THR:H	1.84	0.43
3:B:332:GLY:HA3	3:B:456:ASN:HA	2.01	0.43
3:D:46:LYS:HD3	3:D:70:GLN:OE1	2.19	0.43
3:D:98:ALA:HB2	3:D:206:GLU:CD	2.39	0.43
3:D:199:LEU:CD1	3:D:203:TYR:CE2	3.01	0.43
3:D:336:THR:CG2	3:D:456:ASN:ND2	2.79	0.43
3:D:348:VAL:HG21	3:F:575:MET:HE2	2.00	0.43
3:D:412:ARG:CA	3:F:455:SER:O	2.66	0.43
3:D:556:SER:N	3:D:557:PRO:CD	2.82	0.43
3:F:237:GLU:CD	3:H:46:LYS:NZ	2.68	0.43
3:F:310:PHE:CD1	3:F:382:ILE:HG13	2.54	0.43
3:F:418:ASN:HD22	3:F:418:ASN:HA	1.50	0.43
3:F:551:GLN:NE2	3:F:558:THR:HB	2.34	0.43
3:F:590:VAL:O	3:F:592:THR:N	2.52	0.43
3:H:183:TRP:NE1	3:H:187:LEU:CD1	2.81	0.43
3:H:203:TYR:N	3:H:204:PRO:HD2	2.34	0.43
3:H:259:LEU:HD23	3:H:259:LEU:HA	1.88	0.43
3:H:491:ALA:HB2	3:H:592:THR:CG2	2.48	0.43
3:H:588:ILE:HD13	3:H:588:ILE:HA	1.80	0.43
3:H:590:VAL:O	3:H:592:THR:N	2.52	0.43
3:J:135:VAL:O	3:J:135:VAL:HG13	2.19	0.43
3:J:332:GLY:HA3	3:J:456:ASN:HA	2.01	0.43
3:J:341:MET:CG	3:J:431:ILE:HD11	2.49	0.43
3:L:136:PHE:CD1	3:L:136:PHE:N	2.87	0.43
3:L:293:SER:HB3	3:L:465:THR:HG23	2.01	0.43
3:L:310:PHE:CD1	3:L:382:ILE:HG13	2.54	0.43
3:N:96:PHE:CE1	3:N:159:TRP:HH2	2.37	0.43
3:N:199:LEU:CD1	3:N:203:TYR:CE2	3.01	0.43
3:N:433:GLY:O	3:N:435:PRO:CD	2.67	0.43
3:N:549:LEU:C	3:N:549:LEU:CD1	2.87	0.43
3:P:203:TYR:N	3:P:204:PRO:HD2	2.34	0.43
3:R:135:VAL:O	3:R:135:VAL:HG13	2.19	0.43
3:R:345:ILE:O	3:R:347:SER:N	2.52	0.43
3:R:590:VAL:O	3:R:592:THR:N	2.52	0.43
2:S:13:ILE:CD1	7:S:101:MYR:H111	2.46	0.43
3:T:136:PHE:N	3:T:136:PHE:CD1	2.87	0.43
3:T:143:MET:O	3:T:146:GLN:HB3	2.19	0.43
3:T:343:ALA:CB	3:T:478:GLY:O	2.62	0.43

Continued on next page...

Continued from previous page...

Atom-1	Atom-2	Interatomic distance (Å)	Clash overlap (Å)
3:T:420:LEU:HD11	3:T:422:LEU:CD2	2.49	0.43
4:U:12:ASN:HD22	4:U:12:ASN:C	2.21	0.43
4:U:208:ILE:O	4:U:208:ILE:HG23	2.18	0.43
4:U:329:ASN:HB3	4:U:332:PRO:HD2	2.00	0.43
4:V:76:LEU:HD13	4:V:120:LEU:HD11	2.01	0.43
4:V:188:THR:CG2	6:Y:376:LEU:HD11	2.49	0.43
5:W:170:ARG:HH21	6:X:682:GLN:NE2	2.17	0.43
5:W:225:THR:CG2	5:W:226:VAL:N	2.81	0.43
5:W:910:LEU:HD13	5:W:910:LEU:C	2.40	0.43
5:W:950:ASP:HB3	5:W:955:VAL:CG1	2.48	0.43
5:W:1008:LEU:C	5:W:1008:LEU:HD12	2.39	0.43
6:X:288:PHE:CE1	6:X:293:LEU:HD13	2.54	0.43
6:X:407:ARG:O	6:X:409:MET:N	2.51	0.43
6:X:544:VAL:HG12	6:X:545:LEU:N	2.34	0.43
6:X:628:PRO:HB2	6:X:644:GLU:OE2	2.19	0.43
6:X:769:VAL:HG13	6:X:770:PRO:HD2	2.01	0.43
6:X:841:PHE:O	6:X:844:LEU:HD12	2.18	0.43
6:X:996:MET:HE2	6:X:996:MET:CA	2.39	0.43
6:X:1150:ASN:ND2	6:X:1153:SER:CB	2.82	0.43
6:Y:105:SER:O	6:Y:106:MET:C	2.57	0.43
6:Y:191:PRO:CA	6:Y:915:LEU:HD11	2.49	0.43
6:Y:1179:VAL:HG13	6:Y:1193:SER:OG	2.18	0.43
3:B:143:MET:O	3:B:146:GLN:HB3	2.19	0.42
3:B:345:ILE:O	3:B:347:SER:N	2.52	0.42
3:B:427:GLU:HB2	3:B:430:THR:CG2	2.49	0.42
2:C:29:THR:HA	3:H:609:ARG:O	2.19	0.42
3:D:237:GLU:CB	3:F:46:LYS:NZ	2.67	0.42
3:D:420:LEU:HD11	3:D:422:LEU:CD2	2.49	0.42
3:D:433:GLY:O	3:D:435:PRO:CD	2.67	0.42
3:F:163:LEU:HD11	3:F:211:ALA:HB2	2.01	0.42
3:F:354:SER:C	3:F:356:THR:H	2.21	0.42
3:H:73:PHE:CB	3:H:119:VAL:HG21	2.49	0.42
3:H:92:TRP:CZ2	3:H:160:GLN:CB	3.01	0.42
3:H:98:ALA:HB2	3:H:206:GLU:CD	2.39	0.42
3:J:46:LYS:HD3	3:J:70:GLN:OE1	2.19	0.42
3:J:49:ARG:HG3	3:J:64:VAL:CG2	2.45	0.42
3:J:51:VAL:N	3:J:60:SER:O	2.38	0.42
3:L:564:LEU:CD2	3:L:568:ARG:NH2	2.75	0.42
3:N:48:TRP:CE2	3:N:63:ILE:CD1	3.02	0.42
3:N:266:MET:HG2	3:N:520:VAL:HG11	2.01	0.42
3:N:551:GLN:NE2	3:N:558:THR:HB	2.34	0.42

Continued on next page...

Continued from previous page...

Atom-1	Atom-2	Interatomic distance (Å)	Clash overlap (Å)
3:N:588:ILE:HG22	3:N:591:LEU:HB2	2.00	0.42
3:N:625:ARG:HH11	3:N:625:ARG:HG3	1.84	0.42
2:O:27:THR:HG22	2:O:29:THR:HG23	2.01	0.42
3:P:259:LEU:HD23	3:P:259:LEU:HA	1.88	0.42
3:P:266:MET:HG2	3:P:520:VAL:HG11	2.01	0.42
3:P:609:ARG:O	2:Q:29:THR:HA	2.19	0.42
3:R:163:LEU:HD11	3:R:211:ALA:HB2	2.01	0.42
3:T:135:VAL:O	3:T:135:VAL:HG13	2.19	0.42
3:T:266:MET:HG2	3:T:520:VAL:HG11	2.01	0.42
3:T:293:SER:HB3	3:T:465:THR:HG23	2.01	0.42
3:T:551:GLN:NE2	3:T:558:THR:HB	2.34	0.42
4:U:32:CYS:O	4:U:33:TYR:HB2	2.18	0.42
4:U:156:ILE:HG12	4:U:268:ARG:HD3	1.99	0.42
4:V:191:ARG:NH1	6:Y:438:PRO:CG	2.80	0.42
4:V:211:LEU:HD11	4:V:248:LEU:HD22	2.00	0.42
5:W:91:ARG:NH2	5:W:125:PHE:CZ	2.87	0.42
5:W:141:ASP:OD1	5:W:142:PRO:HD2	2.19	0.42
5:W:168:SER:HA	5:W:206:TYR:O	2.19	0.42
5:W:243:GLN:HE21	5:W:243:GLN:H	1.67	0.42
5:W:405:ARG:HG2	5:W:406:ASN:H	1.84	0.42
5:W:662:ARG:O	5:W:662:ARG:CG	2.67	0.42
5:W:733:ALA:HB1	5:W:777:VAL:HG12	2.00	0.42
5:W:927:THR:OG1	5:W:928:ARG:HG2	2.19	0.42
5:W:998:LEU:C	5:W:1000:TYR:N	2.73	0.42
5:W:1242:PRO:HD3	5:W:1296:TYR:OH	2.18	0.42
6:X:294:ARG:HB2	6:X:888:LEU:HB3	2.01	0.42
6:X:377:ILE:HD11	6:X:436:LEU:HD11	2.00	0.42
6:X:557:ILE:O	6:X:557:ILE:CG1	2.66	0.42
6:X:1130:ALA:CA	6:Y:104:GLN:HB3	2.49	0.42
6:X:1167:LEU:HD13	6:X:1187:ARG:CZ	2.49	0.42
6:Y:188:ALA:HB1	6:Y:856:ARG:HD2	2.01	0.42
2:A:27:THR:HG22	2:A:29:THR:HG23	2.02	0.42
3:B:551:GLN:NE2	3:B:558:THR:HB	2.34	0.42
3:B:582:LEU:HD23	3:B:585:GLN:HE22	1.83	0.42
3:D:100:LYS:HZ3	3:L:147:ARG:HH12	1.67	0.42
3:D:183:TRP:NE1	3:D:187:LEU:CD1	2.81	0.42
3:D:355:GLY:HA2	3:F:298:PHE:CE1	2.47	0.42
3:D:387:THR:O	3:D:390:ASN:HB2	2.18	0.42
3:D:582:LEU:HD23	3:D:582:LEU:HA	1.69	0.42
3:H:163:LEU:HD11	3:H:211:ALA:HB2	2.01	0.42
3:H:433:GLY:O	3:H:435:PRO:CD	2.67	0.42

Continued on next page...

Continued from previous page...

Atom-1	Atom-2	Interatomic distance (Å)	Clash overlap (Å)
3:J:101:THR:HG23	3:J:102:GLY:N	2.33	0.42
3:J:166:ALA:HB2	3:J:194:LEU:HD11	2.02	0.42
3:J:450:SER:CA	3:J:453:ASN:HD22	2.21	0.42
3:L:332:GLY:HA3	3:L:456:ASN:HA	2.01	0.42
3:L:365:ASP:HB2	3:L:451:SER:OG	2.20	0.42
3:L:433:GLY:O	3:L:435:PRO:CD	2.67	0.42
3:L:625:ARG:HG3	3:L:625:ARG:HH11	1.84	0.42
3:N:310:PHE:CD1	3:N:382:ILE:HG13	2.54	0.42
3:N:365:ASP:HB2	3:N:451:SER:OG	2.20	0.42
3:N:590:VAL:O	3:N:592:THR:N	2.52	0.42
7:O:101:MYR:H42	3:P:187:LEU:HD22	2.00	0.42
3:R:171:THR:HG21	3:R:634:LYS:NZ	2.35	0.42
3:R:433:GLY:O	3:R:435:PRO:CD	2.67	0.42
3:T:556:SER:N	3:T:557:PRO:CD	2.82	0.42
4:U:35:ARG:H	4:U:35:ARG:HG2	1.70	0.42
4:U:136:TRP:N	4:U:137:PRO:CD	2.82	0.42
4:U:363:ALA:O	4:U:367:GLU:HB2	2.19	0.42
5:W:192:ALA:HB1	5:W:333:VAL:HG21	2.00	0.42
5:W:196:LYS:HG3	5:W:201:TYR:CZ	2.54	0.42
5:W:359:TYR:CZ	5:W:375:PRO:HB3	2.54	0.42
5:W:566:LEU:HD11	5:W:609:MET:CE	2.49	0.42
6:X:593:LEU:HD22	6:X:639:LEU:HD13	2.01	0.42
6:X:1048:PRO:HB2	6:X:1051:VAL:HG23	2.01	0.42
6:X:1085:LEU:HD22	6:X:1119:ILE:HD12	2.01	0.42
6:X:1210:VAL:O	6:X:1211:ARG:HB2	2.19	0.42
6:Y:305:THR:HA	6:Y:398:ILE:HD13	2.01	0.42
6:Y:722:ASN:O	6:Y:726:ARG:HB2	2.20	0.42
6:Y:859:ILE:HD13	6:Y:859:ILE:HA	1.91	0.42
3:B:341:MET:CG	3:B:431:ILE:HD11	2.49	0.42
3:B:370:VAL:O	3:B:370:VAL:CG2	2.67	0.42
2:C:9:ASN:HD21	3:D:206:GLU:CG	2.32	0.42
2:C:13:ILE:CD1	7:C:101:MYR:H111	2.45	0.42
2:C:29:THR:CG2	3:H:609:ARG:CD	2.93	0.42
3:D:136:PHE:CD1	3:D:136:PHE:N	2.87	0.42
3:D:143:MET:O	3:D:146:GLN:HB3	2.19	0.42
3:D:266:MET:HG2	3:D:520:VAL:HG11	2.01	0.42
3:D:293:SER:HB3	3:D:465:THR:HG23	2.01	0.42
3:D:442:THR:OG1	3:D:443:PHE:N	2.50	0.42
3:D:565:LEU:N	3:D:565:LEU:HD23	2.34	0.42
3:F:188:ALA:HA	3:F:191:LYS:HD2	2.01	0.42
3:F:365:ASP:HB2	3:F:451:SER:OG	2.20	0.42

Continued on next page...

Continued from previous page...

Atom-1	Atom-2	Interatomic distance (Å)	Clash overlap (Å)
3:F:416:ARG:CB	3:H:298:PHE:HE1	2.16	0.42
3:H:310:PHE:CD1	3:H:382:ILE:HG13	2.54	0.42
3:H:540:VAL:HG21	3:H:566:TRP:HA	2.00	0.42
3:H:625:ARG:HG2	3:L:197:ASP:OD1	2.18	0.42
3:J:427:GLU:HB2	3:J:430:THR:CG2	2.49	0.42
3:J:433:GLY:O	3:J:435:PRO:CD	2.67	0.42
3:J:565:LEU:N	3:J:565:LEU:HD23	2.34	0.42
3:J:590:VAL:O	3:J:592:THR:N	2.52	0.42
3:L:252:LEU:HB3	3:L:613:LEU:HD23	2.02	0.42
3:L:341:MET:CG	3:L:431:ILE:HD11	2.49	0.42
7:M:101:MYR:C4	3:N:187:LEU:HD22	2.49	0.42
3:N:188:ALA:HA	3:N:191:LYS:HD2	2.02	0.42
3:N:634:LYS:HE3	3:N:634:LYS:HB2	1.89	0.42
2:O:29:THR:HA	3:T:609:ARG:O	2.19	0.42
3:P:143:MET:O	3:P:146:GLN:HB3	2.19	0.42
3:P:427:GLU:HB2	3:P:430:THR:CG2	2.49	0.42
3:R:252:LEU:HB3	3:R:613:LEU:HD23	2.01	0.42
3:R:279:PRO:HA	3:R:484:ILE:O	2.20	0.42
3:R:310:PHE:CD1	3:R:382:ILE:HG13	2.54	0.42
3:R:390:ASN:HD22	3:R:390:ASN:HA	1.60	0.42
3:R:427:GLU:HB2	3:R:430:THR:CG2	2.49	0.42
3:T:46:LYS:HD3	3:T:70:GLN:OE1	2.19	0.42
3:T:252:LEU:HB3	3:T:613:LEU:CD2	2.47	0.42
4:U:175:MET:HG3	4:U:232:PHE:HZ	1.83	0.42
4:U:270:ILE:HG22	4:U:328:TYR:O	2.18	0.42
5:W:1107:ILE:HG23	5:W:1126:THR:CG2	2.48	0.42
5:W:1167:ILE:HG22	5:W:1205:LEU:HD23	2.00	0.42
6:X:485:PRO:O	6:X:827:THR:HG23	2.20	0.42
6:X:514:ILE:CG2	6:X:564:TRP:CD2	3.02	0.42
6:X:589:LEU:HD23	6:X:589:LEU:C	2.40	0.42
6:X:751:CYS:N	6:X:752:PRO:CD	2.82	0.42
6:X:780:ILE:CD1	6:X:940:GLN:HG3	2.50	0.42
6:X:1058:VAL:O	6:X:1059:PHE:C	2.58	0.42
6:Y:484:THR:HG21	6:Y:529:TRP:CZ2	2.55	0.42
6:Y:599:ILE:N	6:Y:608:GLN:OE1	2.52	0.42
6:Y:1048:PRO:HG2	6:Y:1051:VAL:CG2	2.50	0.42
6:Y:1205:ASP:OD1	6:Y:1205:ASP:N	2.52	0.42
3:B:48:TRP:CE2	3:B:63:ILE:CD1	3.02	0.42
3:B:79:ARG:CB	3:B:79:ARG:HH11	2.33	0.42
3:B:135:VAL:O	3:B:135:VAL:HG13	2.19	0.42
3:B:310:PHE:CD1	3:B:382:ILE:HG13	2.54	0.42

Continued on next page...

Continued from previous page...

Atom-1	Atom-2	Interatomic distance (Å)	Clash overlap (Å)
3:B:616:GLY:O	3:B:620:ALA:HB2	2.20	0.42
3:D:171:THR:HG21	3:D:634:LYS:NZ	2.34	0.42
3:D:279:PRO:HA	3:D:484:ILE:O	2.20	0.42
2:E:9:ASN:HD21	3:F:206:GLU:CG	2.32	0.42
3:F:171:THR:HG21	3:F:634:LYS:NZ	2.34	0.42
3:F:266:MET:HG2	3:F:520:VAL:HG11	2.01	0.42
3:F:297:ALA:CB	3:F:460:MET:HB2	2.33	0.42
3:F:341:MET:CG	3:F:431:ILE:HD11	2.49	0.42
3:F:345:ILE:O	3:F:347:SER:N	2.52	0.42
3:F:397:VAL:O	3:F:398:SER:HB2	2.18	0.42
3:F:427:GLU:HB2	3:F:430:THR:CG2	2.49	0.42
3:H:318:LYS:HG3	3:H:319:THR:H	1.84	0.42
3:J:96:PHE:CE1	3:J:159:TRP:HH2	2.37	0.42
3:L:355:GLY:HA2	3:N:298:PHE:CE1	2.47	0.42
3:L:616:GLY:O	3:L:620:ALA:HB2	2.20	0.42
3:L:618:THR:HG22	3:L:619:ASP:OD2	2.19	0.42
2:M:5:GLN:HB3	2:M:6:THR:H	1.74	0.42
2:M:27:THR:HG22	2:M:29:THR:HG23	2.02	0.42
3:N:556:SER:N	3:N:557:PRO:CD	2.82	0.42
3:N:618:THR:HG22	3:N:619:ASP:OD2	2.19	0.42
3:P:293:SER:HB3	3:P:465:THR:HG23	2.01	0.42
3:P:588:ILE:HG22	3:P:591:LEU:HB2	2.00	0.42
3:T:93:GLN:OE1	3:T:93:GLN:HA	2.19	0.42
3:T:616:GLY:O	3:T:620:ALA:HB2	2.20	0.42
4:U:194:GLY:O	4:U:195:GLN:HB3	2.19	0.42
4:V:174:LEU:HD21	4:V:211:LEU:HD13	2.00	0.42
5:W:360:TRP:CD1	5:W:378:PRO:HD2	2.55	0.42
5:W:632:PHE:HE2	5:W:674:LEU:HD22	1.84	0.42
5:W:769:ARG:CD	5:W:844:SER:O	2.65	0.42
5:W:916:GLN:O	5:W:920:ARG:HG3	2.19	0.42
5:W:1055:LEU:HD23	5:W:1056:ASP:H	1.84	0.42
6:X:299:LEU:HD11	6:X:904:ALA:CB	2.42	0.42
6:X:632:ASN:HA	6:X:633:PRO:HD3	1.87	0.42
6:X:772:THR:CG2	6:X:775:VAL:HB	2.49	0.42
6:X:983:TYR:HE2	6:X:1002:PRO:HB2	1.83	0.42
6:X:1124:VAL:CG1	6:X:1153:SER:OG	2.61	0.42
6:X:1130:ALA:HB2	6:Y:104:GLN:HA	2.00	0.42
6:Y:97:ALA:HB3	6:Y:100:VAL:HG22	2.01	0.42
6:Y:593:LEU:H	6:Y:593:LEU:CD2	2.24	0.42
6:Y:865:VAL:HB	6:Y:955:SER:HB2	2.02	0.42
6:Y:867:ALA:HA	6:Y:905:VAL:HG11	2.00	0.42

Continued on next page...

Continued from previous page...

Atom-1	Atom-2	Interatomic distance (Å)	Clash overlap (Å)
6:Y:1021:VAL:O	6:Y:1021:VAL:CG2	2.64	0.42
3:B:136:PHE:CD1	3:B:136:PHE:N	2.87	0.42
3:D:345:ILE:O	3:D:347:SER:N	2.52	0.42
2:E:18:ASN:O	2:E:19:SER:HB3	2.18	0.42
3:F:442:THR:OG1	3:F:443:PHE:N	2.50	0.42
3:F:556:SER:N	3:F:557:PRO:CD	2.82	0.42
3:H:235:LEU:HD13	3:H:235:LEU:HA	1.80	0.42
3:H:266:MET:HG2	3:H:520:VAL:HG11	2.01	0.42
3:H:508:VAL:HG12	3:H:508:VAL:O	2.20	0.42
3:H:564:LEU:HD23	3:H:564:LEU:C	2.40	0.42
3:H:565:LEU:N	3:H:565:LEU:HD23	2.34	0.42
3:H:588:ILE:HG22	3:H:591:LEU:HB2	2.00	0.42
2:I:27:THR:HG22	2:I:29:THR:HG23	2.02	0.42
3:J:171:THR:HG21	3:J:634:LYS:NZ	2.34	0.42
3:J:362:THR:O	3:J:364:PRO:HD3	2.18	0.42
3:J:397:VAL:O	3:J:398:SER:HB2	2.18	0.42
3:J:625:ARG:HH11	3:J:625:ARG:HG3	1.84	0.42
3:L:167:MET:HA	3:L:167:MET:HE3	2.01	0.42
3:L:318:LYS:HG3	3:L:319:THR:H	1.84	0.42
3:L:469:VAL:O	3:L:470:LEU:CB	2.64	0.42
3:L:590:VAL:O	3:L:592:THR:N	2.52	0.42
3:N:163:LEU:HD11	3:N:211:ALA:HB2	2.01	0.42
3:N:214:ARG:HB2	3:N:215:TYR:CE2	2.55	0.42
3:N:235:LEU:HD13	3:N:235:LEU:HA	1.80	0.42
3:P:79:ARG:CB	3:P:79:ARG:HH11	2.33	0.42
3:P:188:ALA:HA	3:P:191:LYS:HD2	2.01	0.42
3:P:332:GLY:HA3	3:P:456:ASN:HA	2.01	0.42
3:P:341:MET:CG	3:P:431:ILE:HD11	2.49	0.42
3:P:469:VAL:O	3:P:469:VAL:HG22	2.20	0.42
3:P:618:THR:HG22	3:P:619:ASP:OD2	2.19	0.42
3:R:143:MET:O	3:R:146:GLN:HB3	2.19	0.42
3:R:178:SER:HB3	3:R:179:ALA:H	1.65	0.42
3:R:387:THR:O	3:R:390:ASN:HB2	2.18	0.42
3:R:508:VAL:O	3:R:508:VAL:HG12	2.20	0.42
3:R:549:LEU:C	3:R:549:LEU:CD1	2.87	0.42
3:R:551:GLN:NE2	3:R:558:THR:HB	2.34	0.42
3:T:199:LEU:CD1	3:T:203:TYR:CE2	3.01	0.42
3:T:365:ASP:HB2	3:T:451:SER:OG	2.20	0.42
3:T:433:GLY:O	3:T:435:PRO:CD	2.67	0.42
4:U:121:ASP:OD2	4:U:123:ASN:HB2	2.19	0.42
4:U:253:GLY:O	4:U:254:ALA:C	2.58	0.42

Continued on next page...

Continued from previous page...

Atom-1	Atom-2	Interatomic distance (Å)	Clash overlap (Å)
4:U:344:ASP:C	4:U:346:LEU:H	2.23	0.42
4:V:27:GLN:O	4:V:27:GLN:HG2	2.19	0.42
5:W:592:MET:HE3	5:W:624:THR:HG21	2.01	0.42
5:W:953:ASP:O	5:W:955:VAL:N	2.52	0.42
6:X:255:GLU:OE1	6:X:256:GLY:N	2.53	0.42
6:X:413:PRO:O	6:X:415:GLN:N	2.53	0.42
6:X:416:ILE:HD12	6:X:1207:ILE:HG13	2.00	0.42
6:X:662:LEU:N	6:X:662:LEU:CD2	2.75	0.42
6:X:786:ALA:HB2	6:X:804:HIS:NE2	2.34	0.42
6:X:1146:LEU:O	6:X:1148:SER:N	2.48	0.42
6:Y:633:PRO:CD	6:Y:640:ARG:HD3	2.48	0.42
6:Y:722:ASN:HD22	6:Y:724:LEU:HB3	1.84	0.42
3:B:163:LEU:HD11	3:B:211:ALA:HB2	2.01	0.42
3:D:96:PHE:CD1	3:D:159:TRP:CH2	3.08	0.42
3:D:397:VAL:O	3:D:398:SER:HB2	2.18	0.42
3:F:143:MET:O	3:F:146:GLN:HB3	2.20	0.42
3:F:618:THR:HG22	3:F:619:ASP:OD2	2.19	0.42
2:G:13:ILE:CD1	7:G:101:MYR:H111	2.46	0.42
3:H:46:LYS:HD3	3:H:70:GLN:OE1	2.19	0.42
3:H:143:MET:O	3:H:146:GLN:HB3	2.20	0.42
3:H:341:MET:CG	3:H:431:ILE:HD11	2.49	0.42
3:H:618:THR:HG22	3:H:619:ASP:OD2	2.19	0.42
3:H:625:ARG:HG3	3:H:625:ARG:HH11	1.84	0.42
2:I:26:MET:CG	3:J:216:PRO:CG	2.95	0.42
3:J:48:TRP:CE2	3:J:63:ILE:CD1	3.02	0.42
3:J:188:ALA:HA	3:J:191:LYS:HD2	2.01	0.42
3:J:279:PRO:HA	3:J:484:ILE:O	2.20	0.42
3:J:289:LEU:HA	3:L:578:SER:O	2.20	0.42
3:J:293:SER:HB3	3:J:465:THR:HG23	2.01	0.42
3:J:556:SER:N	3:J:557:PRO:CD	2.82	0.42
3:J:618:THR:HG22	3:J:619:ASP:OD2	2.19	0.42
3:L:171:THR:HG21	3:L:634:LYS:NZ	2.35	0.42
3:L:564:LEU:HD23	3:L:564:LEU:C	2.40	0.42
3:N:137:ILE:HD13	3:N:142:ILE:CG1	2.50	0.42
3:N:616:GLY:O	3:N:620:ALA:HB2	2.20	0.42
3:P:136:PHE:N	3:P:136:PHE:CD1	2.87	0.42
3:P:252:LEU:HB3	3:P:613:LEU:HD23	2.02	0.42
3:P:279:PRO:HA	3:P:484:ILE:O	2.20	0.42
3:P:348:VAL:CG2	3:R:575:MET:HE2	2.49	0.42
3:P:616:GLY:O	3:P:620:ALA:HB2	2.19	0.42
3:P:622:GLU:OE1	3:T:281:PRO:CD	2.62	0.42

Continued on next page...

Continued from previous page...

Atom-1	Atom-2	Interatomic distance (Å)	Clash overlap (Å)
3:R:136:PHE:CD1	3:R:136:PHE:N	2.87	0.42
3:R:203:TYR:N	3:R:204:PRO:HD2	2.34	0.42
3:R:292:ARG:HG2	3:R:292:ARG:NH1	2.32	0.42
3:R:412:ARG:CA	3:T:455:SER:O	2.66	0.42
3:R:556:SER:N	3:R:557:PRO:CD	2.82	0.42
7:S:101:MYR:H21	3:T:191:LYS:NZ	2.25	0.42
3:T:336:THR:CG2	3:T:456:ASN:ND2	2.79	0.42
3:T:370:VAL:O	3:T:370:VAL:CG2	2.67	0.42
3:T:565:LEU:N	3:T:565:LEU:HD23	2.34	0.42
3:T:625:ARG:HG3	3:T:625:ARG:HH11	1.84	0.42
4:U:272:PRO:HD3	4:U:393:ASP:HB3	2.01	0.42
4:U:398:GLY:O	4:U:399:GLN:C	2.56	0.42
4:V:37:TRP:CZ3	4:V:72:LEU:HD21	2.55	0.42
4:V:396:GLN:H	4:V:396:GLN:NE2	2.17	0.42
5:W:619:LYS:O	5:W:619:LYS:HG2	2.19	0.42
6:X:310:LYS:O	6:X:399:ARG:HG3	2.19	0.42
6:X:377:ILE:HD11	6:X:436:LEU:CD1	2.50	0.42
6:X:656:PHE:HE2	6:X:752:PRO:HA	1.83	0.42
6:X:914:ASP:O	6:X:914:ASP:CG	2.58	0.42
6:Y:218:GLU:HG3	6:Y:219:LEU:H	1.78	0.42
6:Y:284:ASP:O	6:Y:286:ALA:N	2.52	0.42
6:Y:484:THR:HG21	6:Y:529:TRP:CH2	2.55	0.42
3:B:188:ALA:HA	3:B:191:LYS:HD2	2.01	0.42
3:B:365:ASP:HB2	3:B:451:SER:OG	2.20	0.42
3:B:556:SER:N	3:B:557:PRO:CD	2.82	0.42
3:B:564:LEU:HD23	3:B:564:LEU:C	2.40	0.42
3:D:73:PHE:CB	3:D:119:VAL:HG21	2.49	0.42
3:D:163:LEU:HD11	3:D:211:ALA:HB2	2.01	0.42
3:D:166:ALA:HB2	3:D:194:LEU:HD11	2.02	0.42
3:D:188:ALA:HA	3:D:191:LYS:HD2	2.01	0.42
3:D:373:PHE:CD2	3:D:397:VAL:HG11	2.55	0.42
3:D:427:GLU:HB2	3:D:430:THR:CG2	2.49	0.42
3:D:564:LEU:HD23	3:D:564:LEU:C	2.40	0.42
3:D:590:VAL:O	3:D:592:THR:N	2.52	0.42
3:F:46:LYS:HD3	3:F:70:GLN:OE1	2.19	0.42
3:F:101:THR:HG23	3:F:102:GLY:N	2.34	0.42
3:F:152:ARG:NH1	3:F:155:ASP:OD2	2.53	0.42
7:G:101:MYR:C4	3:H:187:LEU:HD22	2.49	0.42
3:H:48:TRP:CE2	3:H:63:ILE:CD1	3.02	0.42
3:H:373:PHE:CD2	3:H:397:VAL:HG11	2.55	0.42
3:H:567:ARG:HB2	3:H:567:ARG:HH11	1.85	0.42

Continued on next page...

Continued from previous page...

Atom-1	Atom-2	Interatomic distance (Å)	Clash overlap (Å)
2:I:9:ASN:HD21	3:J:206:GLU:CG	2.32	0.42
3:J:252:LEU:HB3	3:J:613:LEU:HD23	2.02	0.42
3:J:412:ARG:CA	3:L:455:SER:O	2.66	0.42
3:J:420:LEU:HD11	3:J:422:LEU:CD2	2.49	0.42
3:J:567:ARG:HB2	3:J:567:ARG:HH11	1.85	0.42
3:L:96:PHE:CD1	3:L:159:TRP:CH2	3.08	0.42
3:L:139:THR:HA	3:L:142:ILE:CG2	2.50	0.42
3:L:188:ALA:HA	3:L:191:LYS:HD2	2.01	0.42
3:L:565:LEU:N	3:L:565:LEU:HD23	2.34	0.42
3:N:293:SER:HB3	3:N:465:THR:HG23	2.01	0.42
3:N:341:MET:CG	3:N:431:ILE:HD11	2.49	0.42
3:P:128:ASP:OD2	3:T:107:VAL:HG21	2.18	0.42
3:P:152:ARG:NH1	3:P:155:ASP:OD2	2.53	0.42
3:P:171:THR:HG21	3:P:634:LYS:NZ	2.34	0.42
3:P:310:PHE:CD1	3:P:382:ILE:HG13	2.54	0.42
3:P:357:ILE:CD1	3:P:414:GLN:HB3	2.50	0.42
3:P:365:ASP:HB2	3:P:451:SER:OG	2.20	0.42
3:P:578:SER:O	3:T:289:LEU:HA	2.20	0.42
3:R:73:PHE:CB	3:R:119:VAL:HG21	2.49	0.42
3:R:293:SER:HB3	3:R:465:THR:HG23	2.01	0.42
3:R:370:VAL:O	3:R:370:VAL:CG2	2.67	0.42
3:R:469:VAL:O	3:R:469:VAL:HG22	2.20	0.42
3:R:618:THR:HG22	3:R:619:ASP:OD2	2.19	0.42
3:T:279:PRO:HA	3:T:484:ILE:O	2.20	0.42
4:U:53:VAL:HG11	4:U:61:VAL:HA	2.01	0.42
4:U:329:ASN:CG	4:U:332:PRO:HD2	2.39	0.42
4:V:128:TYR:OH	4:V:139:ASN:HB2	2.20	0.42
4:V:184:HIS:CD2	6:Y:436:LEU:CD1	2.95	0.42
4:V:196:LEU:HD23	6:Y:377:ILE:HD12	2.01	0.42
5:W:207:TYR:CZ	5:W:237:PRO:HB3	2.54	0.42
5:W:266:VAL:HG11	5:W:310:LEU:HD12	2.01	0.42
5:W:651:ASN:HD21	5:W:685:ASN:ND2	2.17	0.42
5:W:918:ILE:N	5:W:919:PRO:CD	2.82	0.42
6:X:390:LEU:CA	6:X:1191:TYR:HD1	2.33	0.42
6:X:427:LEU:HD13	6:X:838:GLY:HA2	2.02	0.42
6:X:682:GLN:CG	6:X:683:PRO:HD2	2.40	0.42
6:X:750:MET:HE3	6:X:750:MET:HB2	1.65	0.42
6:X:792:GLN:HG2	6:X:931:ILE:CG2	2.46	0.42
6:X:1031:LEU:HD13	6:X:1031:LEU:C	2.40	0.42
6:X:1174:ASP:HA	6:X:1175:PRO:HD3	1.92	0.42
6:Y:156:ALA:HB3	6:Y:851:PHE:CD2	2.55	0.42

Continued on next page...

Continued from previous page...

Atom-1	Atom-2	Interatomic distance (Å)	Clash overlap (Å)
6:Y:684:LEU:HD11	6:Y:750:MET:CE	2.50	0.42
3:B:79:ARG:O	3:B:83:SER:HB2	2.20	0.42
3:B:252:LEU:HB3	3:B:613:LEU:HD23	2.02	0.42
3:B:293:SER:HB3	3:B:465:THR:HG23	2.01	0.42
3:B:397:VAL:O	3:B:398:SER:HB2	2.18	0.42
7:C:101:MYR:H131	3:D:163:LEU:HD11	2.02	0.42
3:D:135:VAL:O	3:D:135:VAL:HG13	2.19	0.42
3:D:282:VAL:HG21	3:D:474:THR:HB	2.02	0.42
3:D:416:ARG:CB	3:F:298:PHE:HE1	2.16	0.42
3:D:625:ARG:HH11	3:D:625:ARG:HG3	1.85	0.42
7:E:101:MYR:C2	3:F:191:LYS:HZ1	2.29	0.42
3:F:166:ALA:HB2	3:F:194:LEU:HD11	2.02	0.42
3:F:199:LEU:HD11	3:F:203:TYR:CE2	2.54	0.42
3:F:433:GLY:O	3:F:435:PRO:CD	2.67	0.42
3:F:565:LEU:HD23	3:F:565:LEU:N	2.34	0.42
3:H:79:ARG:CB	3:H:79:ARG:HH11	2.33	0.42
3:J:79:ARG:CB	3:J:79:ARG:HH11	2.33	0.42
3:J:564:LEU:HD23	3:J:564:LEU:C	2.40	0.42
3:L:152:ARG:NH1	3:L:155:ASP:OD2	2.53	0.42
3:L:289:LEU:HA	3:N:578:SER:O	2.20	0.42
3:L:419:MET:HE2	3:L:419:MET:HB3	1.60	0.42
3:L:559:PRO:O	3:L:560:PRO:C	2.58	0.42
3:N:46:LYS:HD3	3:N:70:GLN:OE1	2.19	0.42
3:N:79:ARG:O	3:N:83:SER:HB2	2.20	0.42
3:P:48:TRP:CE2	3:P:63:ILE:CD1	3.02	0.42
3:P:58:ILE:HG12	3:P:127:LEU:CB	2.50	0.42
3:P:59:ASP:OD2	5:W:349:TRP:NE1	2.53	0.42
3:P:158:LEU:O	3:P:161:LYS:HB3	2.20	0.42
3:R:48:TRP:CE2	3:R:63:ILE:CD1	3.02	0.42
3:R:214:ARG:HB2	3:R:215:TYR:CE2	2.55	0.42
3:R:470:LEU:O	3:R:470:LEU:HD13	2.20	0.42
3:R:564:LEU:HD23	3:R:564:LEU:C	2.40	0.42
3:R:616:GLY:O	3:R:620:ALA:HB2	2.20	0.42
7:S:101:MYR:C2	3:T:191:LYS:HZ1	2.27	0.42
3:T:152:ARG:NH1	3:T:155:ASP:OD2	2.53	0.42
3:T:156:VAL:HG13	3:T:157:ALA:N	2.35	0.42
3:T:199:LEU:HD11	3:T:203:TYR:CE2	2.55	0.42
3:T:252:LEU:HB3	3:T:613:LEU:HD23	2.02	0.42
3:T:345:ILE:O	3:T:347:SER:N	2.52	0.42
5:W:157:GLN:O	6:X:683:PRO:HG3	2.19	0.42
5:W:1169:LYS:O	5:W:1170:ASP:HB2	2.20	0.42

Continued on next page...

Continued from previous page...

Atom-1	Atom-2	Interatomic distance (Å)	Clash overlap (Å)
6:X:207:LEU:HB3	6:X:244:VAL:HG12	2.01	0.42
6:X:389:GLU:O	6:X:389:GLU:HG3	2.20	0.42
6:X:476:LEU:O	6:X:476:LEU:HD22	2.20	0.42
6:X:861:ARG:O	6:X:861:ARG:HG2	2.19	0.42
6:Y:595:GLN:N	6:Y:596:PRO:HD2	2.35	0.42
6:Y:1156:THR:HG21	6:Y:1161:ASN:CB	2.50	0.42
6:Y:1183:ASP:O	6:Y:1185:PRO:HD2	2.20	0.42
6:Y:1192:ASN:HB3	6:Y:1193:SER:H	1.57	0.42
3:B:106:ILE:CD1	3:B:152:ARG:HG3	2.44	0.42
3:B:152:ARG:NH1	3:B:155:ASP:OD2	2.53	0.42
3:B:266:MET:HG2	3:B:520:VAL:HG11	2.01	0.42
3:D:78:MET:HE2	3:H:238:VAL:HG11	2.02	0.42
3:D:289:LEU:HA	3:F:578:SER:O	2.20	0.42
3:D:365:ASP:HB2	3:D:451:SER:OG	2.20	0.42
3:D:418:ASN:HD22	3:D:418:ASN:HA	1.51	0.42
3:D:427:GLU:CD	3:F:571:ARG:HH22	2.20	0.42
3:D:551:GLN:NE2	3:D:558:THR:HB	2.34	0.42
3:D:618:THR:HG22	3:D:619:ASP:OD2	2.19	0.42
3:F:79:ARG:O	3:F:83:SER:HB2	2.20	0.42
3:F:164:ASP:C	3:F:166:ALA:N	2.71	0.42
3:F:252:LEU:HB3	3:F:613:LEU:HD23	2.02	0.42
3:F:609:ARG:CD	2:G:29:THR:HG21	2.47	0.42
3:F:625:ARG:HH11	3:F:625:ARG:HG3	1.84	0.42
3:H:95:LEU:HD12	3:H:95:LEU:HA	1.71	0.42
3:H:152:ARG:NH1	3:H:155:ASP:OD2	2.53	0.42
3:H:188:ALA:HA	3:H:191:LYS:HD2	2.02	0.42
3:H:282:VAL:HG21	3:H:474:THR:HB	2.02	0.42
3:H:292:ARG:HG2	3:H:292:ARG:NH1	2.32	0.42
3:H:443:PHE:HE2	3:H:459:LEU:HD21	1.75	0.42
2:I:29:THR:HA	3:N:609:ARG:O	2.19	0.42
3:J:214:ARG:HB2	3:J:215:TYR:CE2	2.55	0.42
3:J:318:LYS:HG3	3:J:319:THR:H	1.84	0.42
3:J:622:GLU:OE1	3:N:281:PRO:CD	2.62	0.42
2:K:27:THR:HG22	2:K:29:THR:HG23	2.02	0.42
3:L:48:TRP:CE2	3:L:63:ILE:CD1	3.02	0.42
3:L:166:ALA:HB2	3:L:194:LEU:HD11	2.02	0.42
3:L:343:ALA:CB	3:L:478:GLY:O	2.62	0.42
3:L:431:ILE:CG1	3:L:437:ILE:HD13	2.50	0.42
3:N:79:ARG:CB	3:N:79:ARG:HH11	2.33	0.42
3:N:143:MET:O	3:N:146:GLN:HB3	2.19	0.42
3:N:567:ARG:HB2	3:N:567:ARG:HH11	1.85	0.42

Continued on next page...

Continued from previous page...

Atom-1	Atom-2	Interatomic distance (Å)	Clash overlap (Å)
3:P:135:VAL:O	3:P:135:VAL:HG13	2.19	0.42
3:P:166:ALA:HB2	3:P:194:LEU:HD11	2.02	0.42
3:P:409:ILE:HD11	3:R:297:ALA:O	2.17	0.42
3:P:556:SER:N	3:P:557:PRO:CD	2.82	0.42
3:P:567:ARG:HB2	3:P:567:ARG:HH11	1.85	0.42
3:R:341:MET:CG	3:R:431:ILE:HD11	2.49	0.42
3:R:365:ASP:HB2	3:R:451:SER:OG	2.20	0.42
3:R:431:ILE:CG1	3:R:437:ILE:HD13	2.50	0.42
3:R:469:VAL:CB	3:T:575:MET:HE2	2.50	0.42
3:T:357:ILE:CD1	3:T:414:GLN:HB3	2.50	0.42
4:U:12:ASN:ND2	4:U:116:GLU:OE2	2.52	0.42
4:U:77:ASN:N	4:U:78:PRO:CD	2.82	0.42
4:U:243:PRO:C	4:U:245:GLN:H	2.23	0.42
4:U:329:ASN:CB	4:U:332:PRO:HD2	2.50	0.42
4:V:162:PRO:HD2	4:V:210:TRP:CZ2	2.55	0.42
4:V:188:THR:HG23	6:Y:376:LEU:CD1	2.50	0.42
5:W:300:PHE:CD2	5:W:346:PRO:HG3	2.55	0.42
5:W:957:ARG:HG2	5:W:964:VAL:HG22	2.01	0.42
6:X:205:MET:HB3	6:X:249:TRP:CG	2.54	0.42
6:X:249:TRP:CG	6:X:250:ALA:N	2.88	0.42
6:X:291:LEU:HD13	6:X:291:LEU:HA	1.85	0.42
6:X:633:PRO:O	6:X:635:GLN:N	2.53	0.42
6:X:645:HIS:CE1	6:X:700:TRP:CZ3	3.08	0.42
6:X:780:ILE:HD13	6:X:940:GLN:CG	2.49	0.42
6:X:793:ARG:HB3	6:Y:693:TYR:CD2	2.55	0.42
6:X:841:PHE:O	6:X:842:ALA:C	2.58	0.42
6:X:1125:TYR:N	6:X:1125:TYR:CD1	2.76	0.42
6:Y:113:ASN:N	6:Y:113:ASN:HD22	2.18	0.42
6:Y:122:CYS:SG	6:Y:135:HIS:NE2	2.93	0.42
6:Y:367:ARG:HH11	6:Y:367:ARG:CG	2.32	0.42
6:Y:545:LEU:CD2	6:Y:576:THR:HG21	2.50	0.42
6:Y:590:ALA:HA	6:Y:639:LEU:HD11	2.01	0.42
6:Y:979:ARG:HG2	6:Y:979:ARG:NH1	2.32	0.42
6:Y:990:ASN:O	6:Y:990:ASN:CG	2.58	0.42
6:Y:1056:VAL:HG21	6:Y:1107:ILE:HB	2.02	0.42
2:A:26:MET:CG	3:B:216:PRO:CG	2.95	0.42
2:A:28:SER:O	2:A:29:THR:CG2	2.68	0.42
3:B:156:VAL:HG13	3:B:157:ALA:N	2.35	0.42
3:B:279:PRO:HA	3:B:484:ILE:O	2.20	0.42
3:B:344:MET:HE2	3:B:502:LEU:HD11	1.99	0.42
3:B:420:LEU:HD11	3:B:422:LEU:CD2	2.49	0.42

Continued on next page...

Continued from previous page...

Atom-1	Atom-2	Interatomic distance (Å)	Clash overlap (Å)
3:B:470:LEU:O	3:B:470:LEU:HD13	2.20	0.42
3:B:508:VAL:O	3:B:508:VAL:HG12	2.20	0.42
3:D:318:LYS:HG3	3:D:319:THR:H	1.84	0.42
3:D:578:SER:O	3:H:289:LEU:HA	2.20	0.42
3:D:609:ARG:CD	2:E:29:THR:HG21	2.47	0.42
2:E:27:THR:HG22	2:E:29:THR:HG23	2.02	0.42
3:F:136:PHE:CD1	3:F:136:PHE:N	2.87	0.42
3:F:156:VAL:HG13	3:F:157:ALA:N	2.35	0.42
3:F:203:TYR:N	3:F:204:PRO:HD2	2.34	0.42
3:F:214:ARG:HB2	3:F:215:TYR:CE2	2.55	0.42
3:F:274:ILE:O	3:F:274:ILE:HG13	2.20	0.42
3:F:616:GLY:O	3:F:620:ALA:HB2	2.20	0.42
2:G:9:ASN:CB	3:H:209:ASN:ND2	2.83	0.42
2:G:26:MET:CG	3:H:216:PRO:CG	2.95	0.42
3:H:166:ALA:HB2	3:H:194:LEU:HD11	2.02	0.42
3:H:365:ASP:HB2	3:H:451:SER:OG	2.20	0.42
3:H:470:LEU:HD13	3:H:470:LEU:O	2.20	0.42
3:J:143:MET:O	3:J:146:GLN:HB3	2.19	0.42
3:J:273:LEU:HA	3:L:630:LEU:CD1	2.50	0.42
3:J:348:VAL:CG2	3:L:575:MET:HE2	2.50	0.42
3:J:355:GLY:HA2	3:L:298:PHE:CE1	2.47	0.42
3:J:559:PRO:O	3:J:560:PRO:C	2.58	0.42
3:L:93:GLN:OE1	3:L:93:GLN:HA	2.19	0.42
3:L:101:THR:HG23	3:L:102:GLY:N	2.34	0.42
2:M:9:ASN:CB	3:N:209:ASN:ND2	2.83	0.42
3:N:96:PHE:CD1	3:N:159:TRP:CH2	3.08	0.42
3:N:166:ALA:HB2	3:N:194:LEU:HD11	2.02	0.42
3:N:360:TYR:CE1	3:N:415:PRO:HG3	2.55	0.42
7:O:101:MYR:H131	3:P:163:LEU:HD11	2.02	0.42
3:P:46:LYS:HD3	3:P:70:GLN:OE1	2.19	0.42
3:P:370:VAL:O	3:P:370:VAL:CG2	2.67	0.42
3:P:431:ILE:CG1	3:P:437:ILE:HD13	2.50	0.42
3:P:609:ARG:CD	2:Q:29:THR:CG2	2.93	0.42
3:P:625:ARG:HG3	3:P:625:ARG:HH11	1.84	0.42
2:Q:24:SER:HB2	3:R:175:SER:C	2.41	0.42
3:R:79:ARG:CB	3:R:79:ARG:HH11	2.33	0.42
3:R:96:PHE:CD1	3:R:159:TRP:CH2	3.08	0.42
3:R:271:LEU:HD12	3:R:271:LEU:HA	1.79	0.42
3:R:318:LYS:HG3	3:R:319:THR:H	1.84	0.42
2:S:28:SER:O	2:S:29:THR:CG2	2.68	0.42
7:S:101:MYR:C4	3:T:187:LEU:HD22	2.49	0.42

Continued on next page...

Continued from previous page...

Atom-1	Atom-2	Interatomic distance (Å)	Clash overlap (Å)
3:T:292:ARG:HG2	3:T:292:ARG:NH1	2.32	0.42
3:T:427:GLU:HB2	3:T:430:THR:CG2	2.48	0.42
3:T:559:PRO:O	3:T:560:PRO:C	2.58	0.42
3:T:618:THR:HG22	3:T:619:ASP:OD2	2.19	0.42
4:U:64:ARG:HG2	4:U:64:ARG:NH1	2.33	0.42
4:U:146:THR:O	4:U:146:THR:HG22	2.20	0.42
4:U:182:ILE:CG2	4:U:246:ALA:HB3	2.50	0.42
4:U:239:PRO:CA	4:U:243:PRO:HB3	2.50	0.42
5:W:263:VAL:HG23	5:W:303:LEU:HD11	2.00	0.42
5:W:450:THR:O	5:W:671:THR:HA	2.20	0.42
5:W:533:ILE:CG1	5:W:537:ILE:HD11	2.49	0.42
5:W:574:THR:HB	5:W:611:THR:CA	2.50	0.42
5:W:1208:CYS:HA	5:W:1219:ILE:O	2.20	0.42
6:X:657:GLY:HA2	6:X:673:ASN:O	2.19	0.42
6:X:687:LEU:HB3	6:X:688:THR:H	1.50	0.42
6:X:696:ALA:O	6:X:697:MET:C	2.59	0.42
6:X:871:VAL:O	6:X:875:GLN:HB2	2.20	0.42
6:X:1182:ASN:ND2	6:X:1184:LEU:HD22	2.33	0.42
6:Y:277:VAL:HG12	6:Y:278:LEU:CG	2.40	0.42
6:Y:330:ILE:HD12	6:Y:340:LEU:HD11	2.01	0.42
6:Y:1032:ILE:HD12	6:Y:1032:ILE:HA	1.84	0.42
3:B:46:LYS:HD3	3:B:70:GLN:OE1	2.19	0.41
3:B:442:THR:OG1	3:B:443:PHE:N	2.50	0.41
3:B:618:THR:HG22	3:B:619:ASP:OD2	2.19	0.41
3:D:50:PRO:HB3	3:D:56:ALA:CB	2.50	0.41
3:D:79:ARG:CB	3:D:79:ARG:HH11	2.33	0.41
3:D:203:TYR:N	3:D:204:PRO:HD2	2.34	0.41
3:F:292:ARG:HG2	3:F:292:ARG:NH1	2.32	0.41
3:F:312:ASN:ND2	3:F:314:SER:O	2.53	0.41
3:F:318:LYS:HG3	3:F:319:THR:H	1.84	0.41
3:H:156:VAL:HG13	3:H:157:ALA:N	2.35	0.41
3:H:332:GLY:HA3	3:H:456:ASN:HA	2.01	0.41
3:J:152:ARG:NH1	3:J:155:ASP:OD2	2.53	0.41
3:J:282:VAL:HG21	3:J:474:THR:HB	2.02	0.41
3:J:361:ASP:OD2	3:J:362:THR:HG23	2.20	0.41
3:J:370:VAL:O	3:J:370:VAL:CG2	2.67	0.41
3:J:571:ARG:HH22	3:N:427:GLU:CD	2.19	0.41
2:K:9:ASN:CB	3:L:209:ASN:ND2	2.83	0.41
3:L:199:LEU:HD11	3:L:203:TYR:CE2	2.55	0.41
2:M:24:SER:HB2	3:N:175:SER:C	2.41	0.41
2:M:28:SER:O	2:M:29:THR:CG2	2.68	0.41

Continued on next page...

Continued from previous page...

Atom-1	Atom-2	Interatomic distance (Å)	Clash overlap (Å)
3:N:279:PRO:HA	3:N:484:ILE:O	2.20	0.41
3:P:147:ARG:CB	3:P:147:ARG:CZ	2.98	0.41
3:P:360:TYR:CE1	3:P:415:PRO:HG3	2.55	0.41
3:R:188:ALA:HA	3:R:191:LYS:HD2	2.01	0.41
3:R:358:LEU:HB2	3:R:417:PHE:HD1	1.77	0.41
3:R:609:ARG:CD	2:S:29:THR:HG21	2.47	0.41
3:R:625:ARG:HH11	3:R:625:ARG:HG3	1.84	0.41
3:T:214:ARG:HB2	3:T:215:TYR:CE2	2.55	0.41
3:T:257:SER:C	3:T:259:LEU:N	2.74	0.41
3:T:360:TYR:CE1	3:T:415:PRO:HG3	2.55	0.41
4:U:103:VAL:O	4:U:104:PRO:O	2.37	0.41
4:U:143:HIS:CD2	4:U:292:ALA:HA	2.55	0.41
4:U:192:PHE:C	4:U:194:GLY:H	2.23	0.41
4:U:248:LEU:C	4:U:249:LYS:HG2	2.41	0.41
5:W:121:ALA:HB2	5:W:134:PHE:HB3	2.02	0.41
5:W:248:LEU:HD11	6:X:647:ARG:HE	1.84	0.41
5:W:293:THR:CG2	5:W:294:SER:N	2.83	0.41
5:W:519:LEU:CD1	5:W:566:LEU:HG	2.48	0.41
5:W:832:LEU:HD23	5:W:893:ALA:HA	2.02	0.41
5:W:1249:HIS:CE1	5:W:1297:VAL:HB	2.55	0.41
6:X:593:LEU:O	6:X:596:PRO:HD2	2.20	0.41
6:X:1131:ARG:O	6:Y:106:MET:HA	2.20	0.41
6:Y:778:ASP:C	6:Y:940:GLN:HB3	2.40	0.41
6:Y:986:GLN:HB2	6:Y:1135:TYR:HE1	1.84	0.41
6:Y:1005:VAL:HG22	6:Y:1006:ARG:N	2.35	0.41
6:Y:1112:ILE:HG23	6:Y:1113:PRO:HD2	2.02	0.41
6:Y:1154:ILE:HD13	6:Y:1154:ILE:HA	1.81	0.41
3:B:166:ALA:HB2	3:B:194:LEU:HD11	2.02	0.41
3:D:214:ARG:HB2	3:D:215:TYR:CE2	2.55	0.41
3:D:357:ILE:HD13	3:D:357:ILE:HA	1.97	0.41
3:F:273:LEU:HA	3:H:630:LEU:CD1	2.50	0.41
3:F:564:LEU:HD23	3:F:564:LEU:C	2.40	0.41
3:H:79:ARG:O	3:H:83:SER:HB2	2.20	0.41
2:I:28:SER:O	2:I:29:THR:CG2	2.68	0.41
3:J:101:THR:HG21	3:J:159:TRP:CZ2	2.55	0.41
3:J:289:LEU:HD13	3:L:580:PRO:CD	2.50	0.41
3:J:365:ASP:HB2	3:J:451:SER:OG	2.20	0.41
3:J:373:PHE:CD2	3:J:397:VAL:HG11	2.55	0.41
3:J:401:GLY:O	3:J:402:ALA:CB	2.66	0.41
3:L:79:ARG:O	3:L:83:SER:HB2	2.20	0.41
3:L:289:LEU:HD13	3:N:580:PRO:CD	2.50	0.41

Continued on next page...

Continued from previous page...

Atom-1	Atom-2	Interatomic distance (Å)	Clash overlap (Å)
3:N:147:ARG:CB	3:N:147:ARG:CZ	2.99	0.41
3:N:156:VAL:HG13	3:N:157:ALA:N	2.35	0.41
3:N:344:MET:HE2	3:N:502:LEU:HD11	2.02	0.41
3:N:357:ILE:CD1	3:N:414:GLN:HB3	2.50	0.41
3:N:370:VAL:O	3:N:370:VAL:CG2	2.67	0.41
3:N:469:VAL:O	3:N:469:VAL:HG22	2.20	0.41
3:N:508:VAL:HG12	3:N:508:VAL:O	2.20	0.41
3:N:564:LEU:HD23	3:N:564:LEU:C	2.40	0.41
2:O:9:ASN:HD21	3:P:206:GLU:CG	2.32	0.41
3:P:156:VAL:HG13	3:P:157:ALA:N	2.35	0.41
3:P:163:LEU:HD11	3:P:211:ALA:HB2	2.01	0.41
3:P:289:LEU:HD13	3:R:580:PRO:CD	2.50	0.41
3:P:549:LEU:HB3	3:R:644:LEU:CD1	2.34	0.41
3:P:564:LEU:HD23	3:P:564:LEU:C	2.40	0.41
3:R:46:LYS:HD3	3:R:70:GLN:OE1	2.19	0.41
3:R:93:GLN:OE1	3:R:93:GLN:HA	2.19	0.41
3:R:289:LEU:HD13	3:T:580:PRO:CD	2.50	0.41
3:R:361:ASP:OD2	3:R:362:THR:HG23	2.20	0.41
2:S:24:SER:HB2	3:T:175:SER:C	2.41	0.41
7:S:101:MYR:C2	3:T:191:LYS:HZ3	2.11	0.41
3:T:361:ASP:OD2	3:T:362:THR:HG23	2.20	0.41
3:T:469:VAL:O	3:T:469:VAL:HG22	2.20	0.41
3:T:518:ALA:HB1	3:T:580:PRO:HG3	2.03	0.41
4:U:41:PHE:CE1	6:X:404:MET:HE3	2.55	0.41
4:U:159:LEU:HD12	4:U:267:ILE:HD12	2.01	0.41
4:U:184:HIS:CD2	4:U:184:HIS:N	2.86	0.41
4:U:205:VAL:O	4:U:209:ARG:HB2	2.19	0.41
4:U:272:PRO:HD3	4:U:393:ASP:CB	2.49	0.41
4:V:6:PHE:O	4:V:122:SER:HB2	2.20	0.41
4:V:291:THR:HG22	4:V:291:THR:O	2.20	0.41
5:W:47:LEU:HB3	5:W:191:PRO:HG3	2.03	0.41
5:W:280:THR:HG22	5:W:281:ALA:N	2.35	0.41
5:W:519:LEU:HD11	5:W:580:ALA:CB	2.50	0.41
5:W:640:THR:HB	5:W:661:GLY:H	1.85	0.41
5:W:714:ARG:HA	5:W:758:THR:HA	2.02	0.41
5:W:821:GLU:CA	5:W:824:ARG:HH21	2.32	0.41
5:W:1199:ALA:HB2	5:W:1296:TYR:CZ	2.56	0.41
5:W:1250:LEU:HD12	5:W:1258:MET:HE2	2.02	0.41
5:W:1273:LEU:HD12	5:W:1285:PRO:HB2	2.02	0.41
6:X:200:LEU:CD2	6:X:200:LEU:H	2.33	0.41
6:X:240:VAL:HG11	6:X:1087:TYR:CZ	2.56	0.41

Continued on next page...

Continued from previous page...

Atom-1	Atom-2	Interatomic distance (Å)	Clash overlap (Å)
6:X:282:TYR:HE2	6:X:289:ASN:ND2	2.17	0.41
6:X:362:THR:HG21	6:X:1173:VAL:HB	2.01	0.41
6:X:377:ILE:CG1	6:X:438:PRO:HG3	2.50	0.41
6:X:448:SER:HB2	6:X:664:GLY:HA2	2.01	0.41
6:X:567:LEU:HD11	6:X:705:ILE:CD1	2.50	0.41
6:X:587:MET:HA	6:X:590:ALA:HB3	2.02	0.41
6:X:593:LEU:CD2	6:X:639:LEU:HD13	2.51	0.41
6:X:693:TYR:N	6:X:693:TYR:HD1	2.18	0.41
6:X:798:VAL:HG23	6:X:803:THR:HG21	2.01	0.41
6:Y:220:ILE:O	6:Y:350:LEU:HD11	2.20	0.41
6:Y:291:LEU:O	6:Y:890:GLN:HA	2.19	0.41
6:Y:376:LEU:HB2	6:Y:383:ALA:HB3	2.01	0.41
6:Y:526:ALA:O	6:Y:530:LYS:N	2.50	0.41
6:Y:576:THR:HG22	6:Y:813:VAL:HG11	2.02	0.41
6:Y:592:LEU:HD23	6:Y:592:LEU:HA	1.76	0.41
6:Y:697:MET:HE2	6:Y:744:PRO:HA	2.01	0.41
7:A:101:MYR:H131	3:B:163:LEU:HD11	2.02	0.41
3:B:147:ARG:CB	3:B:147:ARG:CZ	2.98	0.41
3:B:373:PHE:CD2	3:B:397:VAL:HG11	2.55	0.41
3:B:431:ILE:CG1	3:B:437:ILE:HD13	2.50	0.41
3:B:469:VAL:O	3:B:469:VAL:HG22	2.20	0.41
3:B:576:PHE:HB2	3:B:591:LEU:HD21	2.02	0.41
3:B:625:ARG:HH11	3:B:625:ARG:HG3	1.84	0.41
7:C:101:MYR:H62	3:D:200:CYS:O	2.21	0.41
3:D:79:ARG:O	3:D:83:SER:HB2	2.20	0.41
3:D:199:LEU:HD11	3:D:203:TYR:CE2	2.54	0.41
3:D:357:ILE:CD1	3:D:414:GLN:HB3	2.50	0.41
3:D:428:ARG:NH1	3:D:428:ARG:CG	2.76	0.41
3:D:580:PRO:CD	3:H:289:LEU:HD13	2.51	0.41
2:E:28:SER:O	2:E:29:THR:CG2	2.68	0.41
3:F:96:PHE:CE1	3:F:159:TRP:HH2	2.36	0.41
2:G:28:SER:O	2:G:29:THR:CG2	2.68	0.41
3:H:171:THR:HG21	3:H:634:LYS:NZ	2.34	0.41
3:H:274:ILE:O	3:H:274:ILE:HG13	2.20	0.41
3:H:556:SER:N	3:H:557:PRO:CD	2.82	0.41
2:I:24:SER:HB2	3:J:175:SER:C	2.41	0.41
2:I:36:LEU:HD11	3:N:613:LEU:HD21	2.02	0.41
7:I:101:MYR:H62	3:J:200:CYS:O	2.21	0.41
3:J:52:GLY:HA2	4:V:397:ALA:HB3	2.02	0.41
3:J:257:SER:C	3:J:259:LEU:N	2.74	0.41
3:J:360:TYR:CE1	3:J:415:PRO:HG3	2.55	0.41

Continued on next page...

Continued from previous page...

Atom-1	Atom-2	Interatomic distance (Å)	Clash overlap (Å)
3:J:419:MET:HE2	3:J:419:MET:HB3	1.71	0.41
3:J:431:ILE:CG1	3:J:437:ILE:HD13	2.50	0.41
3:L:360:TYR:CE1	3:L:415:PRO:HG3	2.56	0.41
3:L:361:ASP:OD2	3:L:362:THR:HG23	2.20	0.41
3:L:397:VAL:O	3:L:398:SER:HB2	2.18	0.41
3:N:282:VAL:HG21	3:N:474:THR:HB	2.02	0.41
3:N:442:THR:OG1	3:N:443:PHE:N	2.50	0.41
3:P:79:ARG:O	3:P:83:SER:HB2	2.20	0.41
3:P:96:PHE:CD1	3:P:159:TRP:CH2	3.08	0.41
3:P:214:ARG:HB2	3:P:215:TYR:CE2	2.55	0.41
3:P:257:SER:C	3:P:259:LEU:N	2.74	0.41
3:P:361:ASP:OD2	3:P:362:THR:HG23	2.20	0.41
3:P:470:LEU:HD13	3:P:470:LEU:O	2.20	0.41
3:P:593:GLN:HB2	3:P:596:MET:HE1	2.01	0.41
3:P:634:LYS:HE3	3:P:634:LYS:HB2	1.89	0.41
2:Q:27:THR:HG22	2:Q:29:THR:HG23	2.02	0.41
2:Q:28:SER:O	2:Q:29:THR:CG2	2.68	0.41
3:R:164:ASP:C	3:R:166:ALA:N	2.71	0.41
3:R:273:LEU:HA	3:T:630:LEU:CD1	2.50	0.41
3:R:289:LEU:HA	3:T:578:SER:O	2.20	0.41
3:R:420:LEU:HD11	3:R:422:LEU:CD2	2.49	0.41
3:R:427:GLU:CD	3:T:571:ARG:HH22	2.19	0.41
2:S:9:ASN:CB	3:T:209:ASN:ND2	2.83	0.41
3:T:48:TRP:CZ3	3:T:123:ALA:N	2.89	0.41
3:T:442:THR:OG1	3:T:443:PHE:N	2.50	0.41
3:T:466:VAL:HG11	3:T:502:LEU:CD2	2.50	0.41
3:T:576:PHE:HB2	3:T:591:LEU:HD21	2.02	0.41
5:W:240:LEU:HD22	5:W:289:TYR:CZ	2.55	0.41
5:W:248:LEU:HD21	6:X:647:ARG:NH2	2.35	0.41
5:W:646:LYS:NZ	5:W:648:THR:HG22	2.35	0.41
5:W:993:PRO:HG3	5:W:1017:ILE:HG21	2.01	0.41
5:W:1042:THR:HA	5:W:1043:PRO:HD3	1.87	0.41
6:X:303:GLN:HE21	6:X:303:GLN:HB2	1.47	0.41
6:X:352:THR:O	6:X:354:THR:N	2.48	0.41
6:X:389:GLU:OE2	6:X:1194:LEU:HD21	2.21	0.41
6:X:530:LYS:O	6:X:534:SER:N	2.48	0.41
6:X:755:LEU:HD13	6:X:755:LEU:HA	1.95	0.41
6:X:1098:PRO:C	6:X:1100:LEU:H	2.21	0.41
6:Y:219:LEU:CD2	6:Y:350:LEU:HG	2.50	0.41
6:Y:355:LYS:HD2	6:Y:1149:THR:O	2.20	0.41
6:Y:414:THR:HG23	6:Y:415:GLN:N	2.35	0.41

Continued on next page...

Continued from previous page...

Atom-1	Atom-2	Interatomic distance (Å)	Clash overlap (Å)
6:Y:468:ALA:O	6:Y:471:PRO:HD2	2.20	0.41
6:Y:483:VAL:HG11	6:Y:841:PHE:HE1	1.82	0.41
6:Y:664:GLY:O	6:Y:665:SER:C	2.58	0.41
6:Y:993:TRP:HE1	6:Y:995:PRO:HG3	1.85	0.41
6:Y:1211:ARG:NH1	6:Y:1211:ARG:CG	2.83	0.41
3:B:235:LEU:HA	3:B:235:LEU:HD13	1.80	0.41
3:B:466:VAL:HG11	3:B:502:LEU:CD2	2.51	0.41
3:B:590:VAL:O	3:B:592:THR:N	2.52	0.41
3:D:105:PRO:HB3	3:F:125:ASP:HB3	2.03	0.41
3:D:252:LEU:HB3	3:D:613:LEU:HD23	2.02	0.41
3:D:312:ASN:ND2	3:D:314:SER:O	2.54	0.41
3:D:470:LEU:HD13	3:D:470:LEU:O	2.20	0.41
3:D:508:VAL:O	3:D:508:VAL:HG12	2.20	0.41
3:D:567:ARG:HB2	3:D:567:ARG:HH11	1.85	0.41
3:F:147:ARG:CB	3:F:147:ARG:CZ	2.98	0.41
3:F:370:VAL:O	3:F:370:VAL:CG2	2.67	0.41
3:H:293:SER:HB3	3:H:465:THR:HG23	2.01	0.41
3:H:361:ASP:OD2	3:H:362:THR:HG23	2.20	0.41
3:H:576:PHE:HB2	3:H:591:LEU:HD21	2.03	0.41
3:H:616:GLY:O	3:H:620:ALA:HB2	2.20	0.41
3:J:163:LEU:HD11	3:J:211:ALA:HB2	2.01	0.41
3:J:336:THR:CG2	3:J:456:ASN:ND2	2.79	0.41
3:J:508:VAL:O	3:J:508:VAL:HG12	2.20	0.41
3:J:578:SER:O	3:N:289:LEU:HA	2.20	0.41
2:K:26:MET:CG	3:L:216:PRO:HG3	2.29	0.41
3:L:105:PRO:HB3	3:N:125:ASP:HB3	2.03	0.41
3:L:143:MET:O	3:L:146:GLN:HB3	2.20	0.41
3:L:256:SER:OG	3:L:257:SER:N	2.51	0.41
3:L:373:PHE:CD2	3:L:397:VAL:HG11	2.55	0.41
3:N:93:GLN:OE1	3:N:93:GLN:HA	2.19	0.41
3:N:161:LYS:HE3	3:N:165:THR:CG2	2.50	0.41
3:N:162:HIS:CD2	3:N:199:LEU:HB2	2.54	0.41
3:N:361:ASP:OD2	3:N:362:THR:HG23	2.20	0.41
3:N:456:ASN:HA	3:N:457:PRO:HD2	1.93	0.41
2:O:24:SER:HB2	3:P:175:SER:C	2.41	0.41
3:P:518:ALA:HB1	3:P:580:PRO:HG3	2.03	0.41
3:P:559:PRO:O	3:P:560:PRO:C	2.58	0.41
3:R:44:THR:CG2	3:R:45:GLY:N	2.82	0.41
3:R:105:PRO:HB3	3:T:125:ASP:HB3	2.03	0.41
3:R:282:VAL:HG21	3:R:474:THR:HB	2.02	0.41
3:R:357:ILE:CD1	3:R:414:GLN:HB3	2.50	0.41

Continued on next page...

Continued from previous page...

Atom-1	Atom-2	Interatomic distance (Å)	Clash overlap (Å)
3:R:609:ARG:CD	2:S:29:THR:CG2	2.93	0.41
3:T:431:ILE:CG1	3:T:437:ILE:HD13	2.50	0.41
4:U:118:VAL:O	4:U:118:VAL:HG13	2.20	0.41
4:U:123:ASN:C	4:U:125:TYR:N	2.73	0.41
4:U:196:LEU:HD11	6:X:672:SER:CB	2.51	0.41
4:U:302:GLU:CG	4:U:310:GLN:HE21	2.32	0.41
4:U:329:ASN:OD1	4:U:332:PRO:HD2	2.20	0.41
4:U:374:LEU:HD23	4:U:386:ILE:HG22	2.02	0.41
4:V:296:LEU:HA	4:V:297:PRO:HD3	1.94	0.41
5:W:220:LEU:O	5:W:220:LEU:HG	2.21	0.41
5:W:220:LEU:CD1	5:W:241:LEU:HD12	2.50	0.41
5:W:489:LYS:HG3	5:W:649:ILE:HD11	2.02	0.41
5:W:542:ILE:HA	5:W:543:PRO:HD2	1.90	0.41
5:W:563:LEU:N	5:W:563:LEU:CD1	2.83	0.41
5:W:606:ALA:C	5:W:608:GLN:H	2.23	0.41
5:W:959:ASN:HB2	5:W:962:GLU:HB2	2.02	0.41
5:W:984:ALA:CB	5:W:1030:THR:HA	2.50	0.41
5:W:1238:ARG:CZ	5:W:1274:ALA:HB1	2.50	0.41
6:X:218:GLU:HB3	6:X:219:LEU:HD22	2.03	0.41
6:X:350:LEU:HD23	6:X:357:ALA:CB	2.50	0.41
6:X:413:PRO:C	6:X:415:GLN:N	2.74	0.41
6:X:433:PRO:HD2	6:X:437:ARG:NH1	2.26	0.41
6:X:518:LEU:HD13	6:X:568:PHE:CZ	2.55	0.41
6:X:597:GLU:CA	6:X:597:GLU:OE2	2.69	0.41
6:Y:200:LEU:HA	6:Y:389:GLU:OE1	2.20	0.41
6:Y:1153:SER:C	6:Y:1155:ASP:H	2.24	0.41
3:B:44:THR:CG2	3:B:45:GLY:N	2.82	0.41
3:B:101:THR:HG21	3:B:159:TRP:CZ2	2.55	0.41
3:B:431:ILE:O	3:B:431:ILE:HG23	2.10	0.41
3:D:559:PRO:O	3:D:560:PRO:C	2.58	0.41
3:D:616:GLY:O	3:D:620:ALA:HB2	2.19	0.41
7:E:101:MYR:H52	3:F:187:LEU:CD2	2.51	0.41
3:F:73:PHE:CB	3:F:119:VAL:HG21	2.49	0.41
3:F:79:ARG:CB	3:F:79:ARG:HH11	2.33	0.41
3:F:292:ARG:HB2	3:F:503:ALA:HB2	2.03	0.41
3:F:357:ILE:CD1	3:F:414:GLN:HB3	2.50	0.41
3:F:360:TYR:CE1	3:F:415:PRO:HG3	2.56	0.41
3:F:455:SER:O	3:F:456:ASN:HB3	2.21	0.41
2:G:27:THR:HG22	2:G:29:THR:HG23	2.02	0.41
3:H:360:TYR:CE1	3:H:415:PRO:HG3	2.55	0.41
3:H:593:GLN:HB2	3:H:596:MET:CE	2.51	0.41

Continued on next page...

Continued from previous page...

Atom-1	Atom-2	Interatomic distance (Å)	Clash overlap (Å)
3:J:259:LEU:O	3:J:263:ILE:HG13	2.21	0.41
3:J:455:SER:O	3:J:456:ASN:HB3	2.21	0.41
3:J:469:VAL:O	3:J:469:VAL:HG22	2.20	0.41
3:J:575:MET:HE2	3:N:469:VAL:CB	2.51	0.41
3:J:576:PHE:HB2	3:J:591:LEU:HD21	2.02	0.41
2:K:24:SER:HB2	3:L:175:SER:C	2.41	0.41
3:L:156:VAL:HG13	3:L:157:ALA:N	2.35	0.41
3:L:273:LEU:HA	3:N:630:LEU:CD1	2.50	0.41
3:L:279:PRO:HA	3:L:484:ILE:O	2.20	0.41
3:L:420:LEU:HD11	3:L:422:LEU:CD2	2.49	0.41
3:N:559:PRO:O	3:N:560:PRO:C	2.58	0.41
3:N:565:LEU:HD23	3:N:565:LEU:N	2.34	0.41
3:N:596:MET:SD	3:N:596:MET:N	2.94	0.41
3:P:455:SER:O	3:P:456:ASN:HB3	2.21	0.41
3:R:343:ALA:CB	3:R:478:GLY:O	2.62	0.41
3:R:559:PRO:O	3:R:560:PRO:C	2.58	0.41
3:T:79:ARG:O	3:T:83:SER:HB2	2.20	0.41
3:T:166:ALA:HB2	3:T:194:LEU:HD11	2.02	0.41
3:T:171:THR:HG21	3:T:634:LYS:NZ	2.34	0.41
3:T:456:ASN:HA	3:T:457:PRO:HD2	1.93	0.41
3:T:470:LEU:HD21	3:T:472:ARG:HD3	2.02	0.41
4:U:158:HIS:CG	4:U:297:PRO:HG2	2.55	0.41
4:U:179:GLY:O	4:U:247:VAL:HG13	2.20	0.41
4:U:196:LEU:HD21	6:X:448:SER:CB	2.50	0.41
4:V:211:LEU:CD1	4:V:248:LEU:HD22	2.51	0.41
5:W:43:LEU:HD11	5:W:64:PRO:HG2	2.01	0.41
5:W:162:SER:CA	5:W:171:THR:HG22	2.37	0.41
5:W:271:ARG:HH21	5:W:328:PRO:CG	2.32	0.41
5:W:303:LEU:HD23	5:W:341:MET:HE3	2.02	0.41
5:W:377:ARG:HE	5:W:377:ARG:HB2	1.51	0.41
5:W:509:VAL:O	5:W:510:LEU:HB2	2.20	0.41
5:W:1160:TYR:HE2	5:W:1218:ARG:NH1	2.17	0.41
5:W:1204:LEU:HD12	5:W:1222:PRO:HB2	2.01	0.41
6:X:356:ASN:C	6:X:358:GLN:N	2.73	0.41
6:X:459:LEU:HD22	6:X:540:LEU:HD11	2.02	0.41
6:X:569:LEU:HD23	6:X:815:PRO:HG2	2.03	0.41
6:Y:247:THR:OG1	6:Y:260:GLU:HB3	2.21	0.41
6:Y:301:LEU:HD11	6:Y:968:PHE:HB2	2.02	0.41
6:Y:621:TRP:HB2	6:Y:776:GLN:HE21	1.85	0.41
6:Y:1033:ASP:CB	6:Y:1037:VAL:O	2.68	0.41
3:B:351:LEU:HA	3:B:464:LEU:HA	2.03	0.41

Continued on next page...

Continued from previous page...

Atom-1	Atom-2	Interatomic distance (Å)	Clash overlap (Å)
3:B:360:TYR:CE1	3:B:415:PRO:HG3	2.55	0.41
3:B:455:SER:O	3:B:456:ASN:HB3	2.21	0.41
3:B:588:ILE:HD13	3:B:588:ILE:HA	1.80	0.41
3:D:360:TYR:CE1	3:D:415:PRO:HG3	2.55	0.41
2:E:26:MET:CG	3:F:216:PRO:CG	2.95	0.41
3:F:431:ILE:CG1	3:F:437:ILE:HD13	2.50	0.41
3:F:445:ILE:HG22	3:F:447:SER:H	1.86	0.41
3:F:469:VAL:O	3:F:469:VAL:HG22	2.20	0.41
3:F:470:LEU:HD13	3:F:470:LEU:O	2.20	0.41
3:H:214:ARG:HB2	3:H:215:TYR:CE2	2.55	0.41
3:H:279:PRO:HA	3:H:484:ILE:O	2.20	0.41
3:H:559:PRO:O	3:H:560:PRO:C	2.58	0.41
3:J:96:PHE:CD1	3:J:159:TRP:CH2	3.08	0.41
3:J:431:ILE:HD11	3:J:437:ILE:CG2	2.45	0.41
3:J:466:VAL:HG11	3:J:502:LEU:CD2	2.51	0.41
3:J:549:LEU:C	3:J:549:LEU:CD1	2.86	0.41
3:J:580:PRO:CD	3:N:289:LEU:HD13	2.50	0.41
3:J:596:MET:SD	3:J:596:MET:N	2.94	0.41
2:K:28:SER:O	2:K:29:THR:CG2	2.68	0.41
3:L:214:ARG:HB2	3:L:215:TYR:CE2	2.55	0.41
3:L:466:VAL:HG11	3:L:502:LEU:CD2	2.51	0.41
3:L:567:ARG:HB2	3:L:567:ARG:HH11	1.85	0.41
3:N:137:ILE:CG1	3:N:142:ILE:HG13	2.50	0.41
3:N:292:ARG:HB2	3:N:503:ALA:HB2	2.03	0.41
3:N:312:ASN:ND2	3:N:314:SER:O	2.54	0.41
3:P:274:ILE:O	3:P:274:ILE:HG13	2.20	0.41
3:P:373:PHE:CD2	3:P:397:VAL:HG11	2.55	0.41
3:P:508:VAL:O	3:P:508:VAL:HG12	2.20	0.41
3:P:580:PRO:CD	3:T:289:LEU:HD13	2.50	0.41
3:P:613:LEU:HD21	2:Q:36:LEU:HD11	2.03	0.41
3:R:355:GLY:HA2	3:T:298:PHE:CE1	2.47	0.41
3:R:418:ASN:ND2	3:T:337:ARG:NH2	2.55	0.41
3:R:582:LEU:HD23	3:R:582:LEU:HA	1.70	0.41
3:T:106:ILE:CD1	3:T:152:ARG:HG3	2.44	0.41
3:T:445:ILE:HG22	3:T:447:SER:H	1.86	0.41
4:U:39:SER:HB2	6:X:954:PRO:HB2	2.02	0.41
4:U:96:VAL:HA	4:U:135:MET:HE1	2.02	0.41
4:U:112:TRP:CG	4:U:113:ALA:N	2.89	0.41
4:U:245:GLN:NE2	4:U:245:GLN:CA	2.83	0.41
4:U:267:ILE:HG12	4:U:326:LEU:HB2	2.01	0.41
5:W:19:ARG:NH2	5:W:368:PRO:HB3	2.35	0.41

Continued on next page...

Continued from previous page...

Atom-1	Atom-2	Interatomic distance (Å)	Clash overlap (Å)
5:W:405:ARG:HH12	5:W:779:MET:HG3	1.86	0.41
5:W:751:SER:C	5:W:753:GLY:N	2.73	0.41
5:W:812:ALA:C	5:W:814:GLY:N	2.74	0.41
5:W:896:ILE:HD11	5:W:1025:ILE:HD13	2.02	0.41
5:W:956:TYR:O	5:W:957:ARG:HG3	2.21	0.41
6:X:317:PHE:CZ	6:X:331:ARG:HD3	2.55	0.41
6:X:743:THR:N	6:X:744:PRO:CD	2.83	0.41
6:X:864:PHE:HA	6:X:920:LEU:CD2	2.48	0.41
6:X:874:CYS:CB	6:X:901:ILE:HD13	2.50	0.41
6:X:1013:VAL:HB	6:X:1034:ASP:HB2	2.02	0.41
6:Y:278:LEU:CD1	6:Y:891:PHE:CZ	3.03	0.41
6:Y:410:HIS:HE2	6:Y:413:PRO:HD3	1.85	0.41
6:Y:596:PRO:CB	6:Y:716:ASN:HD22	2.30	0.41
6:Y:606:MET:SD	6:Y:620:VAL:HG13	2.61	0.41
6:Y:915:LEU:HD12	6:Y:915:LEU:HA	1.79	0.41
6:Y:986:GLN:HG3	6:Y:1135:TYR:HE1	1.83	0.41
2:A:13:ILE:CD1	7:A:101:MYR:H111	2.45	0.41
7:A:101:MYR:H62	3:B:200:CYS:O	2.21	0.41
3:B:48:TRP:CZ3	3:B:123:ALA:N	2.89	0.41
3:B:259:LEU:O	3:B:263:ILE:HG13	2.21	0.41
3:B:282:VAL:HG21	3:B:474:THR:HB	2.02	0.41
3:B:593:GLN:HB2	3:B:596:MET:CE	2.51	0.41
2:C:27:THR:HG22	2:C:29:THR:HG23	2.02	0.41
3:D:257:SER:C	3:D:259:LEU:N	2.74	0.41
3:D:268:GLY:O	3:D:270:ASP:N	2.54	0.41
3:D:332:GLY:HA3	3:D:456:ASN:HA	2.01	0.41
3:D:341:MET:CG	3:D:431:ILE:HD11	2.49	0.41
3:D:576:PHE:HB2	3:D:591:LEU:HD21	2.02	0.41
2:E:24:SER:HB2	3:F:175:SER:C	2.41	0.41
3:F:48:TRP:CZ3	3:F:123:ALA:N	2.89	0.41
3:F:101:THR:HG21	3:F:159:TRP:CZ2	2.55	0.41
3:F:105:PRO:HB3	3:H:125:ASP:HB3	2.03	0.41
3:F:289:LEU:HD13	3:H:580:PRO:CD	2.51	0.41
3:F:549:LEU:C	3:F:549:LEU:CD1	2.87	0.41
3:H:93:GLN:OE1	3:H:93:GLN:HA	2.19	0.41
3:H:262:ALA:HB1	3:H:608:LEU:HD13	2.03	0.41
3:H:582:LEU:HD23	3:H:582:LEU:HA	1.70	0.41
2:I:41:LEU:O	2:I:42:ASN:CB	2.37	0.41
3:J:79:ARG:O	3:J:83:SER:HB2	2.20	0.41
3:J:92:TRP:CD2	3:J:210:VAL:HG11	2.54	0.41
3:J:93:GLN:OE1	3:J:93:GLN:HA	2.19	0.41

Continued on next page...

Continued from previous page...

Atom-1	Atom-2	Interatomic distance (Å)	Clash overlap (Å)
3:J:105:PRO:HB3	3:L:125:ASP:HB3	2.03	0.41
3:L:101:THR:HG21	3:L:159:TRP:CZ2	2.55	0.41
3:L:312:ASN:ND2	3:L:314:SER:O	2.54	0.41
3:L:469:VAL:O	3:L:469:VAL:HG22	2.20	0.41
3:L:470:LEU:HD13	3:L:470:LEU:O	2.20	0.41
3:N:137:ILE:HG12	3:N:142:ILE:HG13	2.02	0.41
3:N:262:ALA:HB1	3:N:608:LEU:HD13	2.03	0.41
3:N:455:SER:O	3:N:456:ASN:HB3	2.21	0.41
3:P:44:THR:CG2	3:P:45:GLY:N	2.82	0.41
3:P:178:SER:HB3	3:P:179:ALA:H	1.65	0.41
3:P:318:LYS:HG3	3:P:319:THR:H	1.84	0.41
3:P:431:ILE:HD11	3:P:437:ILE:CG2	2.45	0.41
2:Q:9:ASN:CB	3:R:209:ASN:ND2	2.83	0.41
3:R:58:ILE:O	3:R:58:ILE:CG2	2.62	0.41
3:R:101:THR:HG21	3:R:159:TRP:CZ2	2.55	0.41
3:R:576:PHE:HB2	3:R:591:LEU:HD21	2.02	0.41
3:T:470:LEU:HD13	3:T:470:LEU:O	2.20	0.41
3:T:564:LEU:HD23	3:T:564:LEU:C	2.40	0.41
4:U:14:TYR:O	4:U:15:GLY:C	2.59	0.41
4:U:30:ALA:CA	4:U:36:PRO:HB3	2.35	0.41
4:U:51:LEU:C	4:U:53:VAL:H	2.24	0.41
4:U:170:THR:HG22	4:U:170:THR:O	2.20	0.41
4:U:174:LEU:CD2	4:U:211:LEU:HD23	2.51	0.41
5:W:1080:SER:HB2	5:W:1083:GLY:O	2.21	0.41
5:W:1102:PRO:HG3	5:W:1127:ILE:HD12	2.01	0.41
5:W:1199:ALA:HB2	5:W:1296:TYR:CE2	2.55	0.41
6:X:311:ILE:HD11	6:X:406:LEU:HD23	2.03	0.41
6:X:638:LEU:HD12	6:X:638:LEU:HA	1.90	0.41
6:X:725:THR:HG23	6:X:726:ARG:N	2.34	0.41
6:X:882:PRO:O	6:X:884:PRO:HD3	2.20	0.41
6:X:1020:ILE:HD12	6:X:1062:TYR:HD2	1.84	0.41
6:X:1172:LEU:HG	6:X:1173:VAL:HG13	2.02	0.41
6:Y:78:ILE:N	6:Y:78:ILE:CD1	2.83	0.41
6:Y:284:ASP:C	6:Y:286:ALA:N	2.74	0.41
6:Y:453:LEU:CD1	6:Y:952:PRO:HD3	2.50	0.41
6:Y:457:MET:HE1	6:Y:864:PHE:HD2	1.86	0.41
6:Y:596:PRO:CB	6:Y:716:ASN:ND2	2.83	0.41
6:Y:996:MET:HG2	6:Y:1119:ILE:HD11	2.02	0.41
6:Y:1100:LEU:O	6:Y:1103:TRP:CB	2.69	0.41
2:A:24:SER:HB2	3:B:175:SER:C	2.41	0.41
3:B:292:ARG:HB2	3:B:503:ALA:HB2	2.03	0.41

Continued on next page...

Continued from previous page...

Atom-1	Atom-2	Interatomic distance (Å)	Clash overlap (Å)
3:B:559:PRO:O	3:B:560:PRO:C	2.58	0.41
2:C:9:ASN:CB	3:D:209:ASN:ND2	2.83	0.41
2:C:28:SER:O	2:C:29:THR:CG2	2.68	0.41
3:D:351:LEU:HA	3:D:464:LEU:HA	2.03	0.41
3:D:571:ARG:HH22	3:H:427:GLU:CD	2.19	0.41
3:D:575:MET:HE2	3:H:348:VAL:CG2	2.50	0.41
3:D:593:GLN:HB2	3:D:596:MET:CE	2.51	0.41
3:F:79:ARG:HH22	3:F:135:VAL:HG21	1.86	0.41
3:F:332:GLY:HA3	3:F:456:ASN:HA	2.01	0.41
7:G:101:MYR:H62	3:H:200:CYS:O	2.21	0.41
3:H:268:GLY:O	3:H:270:ASP:N	2.54	0.41
3:H:312:ASN:ND2	3:H:314:SER:O	2.54	0.41
3:H:351:LEU:HA	3:H:464:LEU:HA	2.03	0.41
2:I:13:ILE:CD1	7:I:101:MYR:H111	2.45	0.41
3:J:199:LEU:HD11	3:J:203:TYR:CE2	2.54	0.41
3:J:351:LEU:HA	3:J:464:LEU:HA	2.03	0.41
3:J:470:LEU:O	3:J:470:LEU:HD13	2.20	0.41
3:J:588:ILE:HD13	3:J:588:ILE:HA	1.80	0.41
3:J:593:GLN:HB2	3:J:596:MET:CE	2.51	0.41
3:L:106:ILE:CD1	3:L:152:ARG:HG3	2.44	0.41
3:L:268:GLY:O	3:L:270:ASP:N	2.54	0.41
3:L:556:SER:N	3:L:557:PRO:CD	2.82	0.41
3:N:470:LEU:HD13	3:N:470:LEU:O	2.20	0.41
3:N:518:ALA:HB1	3:N:580:PRO:HG3	2.03	0.41
3:P:73:PHE:CB	3:P:119:VAL:HG21	2.49	0.41
3:P:125:ASP:HB3	3:T:105:PRO:HB3	2.03	0.41
3:P:312:ASN:ND2	3:P:314:SER:O	2.54	0.41
3:P:336:THR:CG2	3:P:456:ASN:ND2	2.79	0.41
3:P:355:GLY:CA	3:R:298:PHE:CZ	2.80	0.41
3:R:152:ARG:NH1	3:R:155:ASP:OD2	2.53	0.41
3:R:156:VAL:HG13	3:R:157:ALA:N	2.35	0.41
3:R:262:ALA:HB1	3:R:608:LEU:HD13	2.03	0.41
3:R:274:ILE:O	3:R:274:ILE:CG1	2.67	0.41
3:R:455:SER:O	3:R:456:ASN:HB3	2.21	0.41
3:R:593:GLN:HB2	3:R:596:MET:CE	2.51	0.41
3:T:79:ARG:CB	3:T:79:ARG:HH11	2.33	0.41
3:T:188:ALA:HA	3:T:191:LYS:HD2	2.02	0.41
3:T:292:ARG:HB2	3:T:503:ALA:HB2	2.03	0.41
3:T:549:LEU:C	3:T:549:LEU:CD1	2.87	0.41
3:T:596:MET:SD	3:T:596:MET:N	2.94	0.41
4:U:12:ASN:C	4:U:12:ASN:ND2	2.73	0.41

Continued on next page...

Continued from previous page...

Atom-1	Atom-2	Interatomic distance (Å)	Clash overlap (Å)
4:U:40:ARG:NH2	4:U:69:ASN:HD21	2.16	0.41
4:U:54:TRP:CZ3	4:U:276:HIS:HE1	2.38	0.41
4:U:132:LEU:O	4:U:133:SER:C	2.59	0.41
4:V:107:GLN:N	4:V:108:PRO:HD3	2.35	0.41
4:V:124:ASN:HD22	4:V:124:ASN:HA	1.66	0.41
5:W:178:ILE:HD13	5:W:178:ILE:H	1.86	0.41
5:W:225:THR:HA	5:W:293:THR:O	2.21	0.41
5:W:240:LEU:CD2	5:W:261:LEU:HD13	2.50	0.41
5:W:246:ASP:N	5:W:246:ASP:OD1	2.54	0.41
5:W:1012:ASP:O	5:W:1015:THR:N	2.53	0.41
5:W:1228:ARG:O	5:W:1229:ILE:C	2.59	0.41
6:X:371:LEU:HD12	6:X:371:LEU:N	2.34	0.41
6:X:440:ILE:HG13	6:X:440:ILE:O	2.20	0.41
6:X:628:PRO:CG	6:X:647:ARG:HD3	2.49	0.41
6:X:651:PRO:O	6:X:773:ARG:CG	2.69	0.41
6:X:985:VAL:HG12	6:X:1073:ARG:HB3	2.01	0.41
6:X:1124:VAL:HG12	6:X:1153:SER:CB	2.51	0.41
6:Y:119:CYS:HB3	6:Y:123:ASN:CA	2.51	0.41
6:Y:283:ILE:HD11	6:Y:288:PHE:C	2.41	0.41
6:Y:485:PRO:HD3	6:Y:837:TYR:HE1	1.81	0.41
6:Y:688:THR:OG1	6:Y:691:PRO:HD2	2.21	0.41
6:Y:1015:GLY:HA2	6:Y:1034:ASP:HA	2.03	0.41
3:B:73:PHE:CB	3:B:119:VAL:HG21	2.49	0.41
3:B:96:PHE:CD1	3:B:159:TRP:CH2	3.08	0.41
3:B:214:ARG:HB2	3:B:215:TYR:CE2	2.55	0.41
3:B:274:ILE:O	3:B:274:ILE:CG1	2.67	0.41
3:B:489:VAL:O	3:B:489:VAL:HG12	2.21	0.41
2:C:24:SER:HB2	3:D:175:SER:C	2.41	0.41
2:C:36:LEU:HD11	3:H:613:LEU:HD21	2.03	0.41
3:D:101:THR:HG21	3:D:159:TRP:CZ2	2.55	0.41
3:D:156:VAL:HG13	3:D:157:ALA:N	2.35	0.41
3:D:289:LEU:HD13	3:F:580:PRO:CD	2.50	0.41
3:D:370:VAL:O	3:D:370:VAL:CG2	2.67	0.41
3:D:455:SER:O	3:D:456:ASN:HB3	2.21	0.41
3:F:93:GLN:OE1	3:F:93:GLN:HA	2.19	0.41
3:F:259:LEU:O	3:F:263:ILE:HG13	2.21	0.41
3:F:271:LEU:HD12	3:F:271:LEU:HA	1.79	0.41
3:F:279:PRO:HA	3:F:484:ILE:O	2.20	0.41
3:F:289:LEU:HA	3:H:578:SER:O	2.20	0.41
3:F:336:THR:CG2	3:F:456:ASN:ND2	2.79	0.41
3:F:390:ASN:HD22	3:F:390:ASN:HA	1.60	0.41

Continued on next page...

Continued from previous page...

Atom-1	Atom-2	Interatomic distance (Å)	Clash overlap (Å)
3:F:567:ARG:HB2	3:F:567:ARG:HH11	1.85	0.41
2:G:24:SER:HB2	3:H:175:SER:C	2.41	0.41
7:G:101:MYR:C7	3:H:200:CYS:O	2.69	0.41
3:H:171:THR:HG21	3:H:634:LYS:HZ1	1.85	0.41
3:H:257:SER:C	3:H:259:LEU:N	2.74	0.41
7:I:101:MYR:C7	3:J:200:CYS:O	2.69	0.41
7:I:101:MYR:H131	3:J:163:LEU:HD11	2.02	0.41
3:J:48:TRP:CZ3	3:J:123:ALA:N	2.89	0.41
3:J:341:MET:HB2	3:J:437:ILE:CG2	2.35	0.41
3:J:418:ASN:HD22	3:J:418:ASN:HA	1.50	0.41
7:K:101:MYR:H52	3:L:187:LEU:CD2	2.51	0.41
3:L:46:LYS:HD3	3:L:70:GLN:OE1	2.19	0.41
3:L:48:TRP:CZ3	3:L:123:ALA:N	2.89	0.41
3:L:163:LEU:HD11	3:L:211:ALA:HB2	2.01	0.41
3:L:282:VAL:HG21	3:L:474:THR:HB	2.02	0.41
3:L:292:ARG:HG2	3:L:292:ARG:NH1	2.32	0.41
3:L:370:VAL:O	3:L:370:VAL:CG2	2.67	0.41
3:L:455:SER:O	3:L:456:ASN:HB3	2.21	0.41
3:L:596:MET:SD	3:L:596:MET:N	2.94	0.41
3:L:599:ALA:O	3:L:600:LEU:C	2.60	0.41
3:N:101:THR:HG21	3:N:159:TRP:CZ2	2.55	0.41
3:N:171:THR:HG21	3:N:634:LYS:NZ	2.34	0.41
3:N:252:LEU:HB3	3:N:613:LEU:HD23	2.02	0.41
3:N:274:ILE:O	3:N:274:ILE:HG13	2.20	0.41
3:N:373:PHE:CD2	3:N:397:VAL:HG11	2.55	0.41
3:N:445:ILE:HG22	3:N:447:SER:H	1.86	0.41
3:N:576:PHE:HB2	3:N:591:LEU:HD21	2.03	0.41
2:O:28:SER:O	2:O:29:THR:CG2	2.68	0.41
2:O:36:LEU:HD11	3:T:613:LEU:HD21	2.03	0.41
3:P:101:THR:HG21	3:P:159:TRP:CZ2	2.55	0.41
3:P:268:GLY:O	3:P:270:ASP:N	2.54	0.41
3:P:289:LEU:HA	3:R:578:SER:O	2.20	0.41
3:P:297:ALA:O	3:T:409:ILE:HD11	2.17	0.41
3:P:348:VAL:HG21	3:R:575:MET:HE2	2.03	0.41
3:P:456:ASN:HA	3:P:457:PRO:HD2	1.93	0.41
3:P:466:VAL:HG11	3:P:502:LEU:CD2	2.51	0.41
3:R:48:TRP:CZ3	3:R:123:ALA:N	2.89	0.41
3:R:57:THR:HB	3:R:59:ASP:OD1	2.21	0.41
3:R:147:ARG:CB	3:R:147:ARG:CZ	2.98	0.41
3:R:194:LEU:HA	3:R:195:PRO:HD2	1.98	0.41
3:R:274:ILE:O	3:R:274:ILE:HG13	2.20	0.41

Continued on next page...

Continued from previous page...

Atom-1	Atom-2	Interatomic distance (Å)	Clash overlap (Å)
3:R:332:GLY:HA3	3:R:333:PRO:HD2	1.90	0.41
3:R:518:ALA:HB1	3:R:580:PRO:HG3	2.03	0.41
3:R:567:ARG:HB2	3:R:567:ARG:HH11	1.85	0.41
3:R:599:ALA:O	3:R:600:LEU:C	2.60	0.41
2:S:27:THR:HG22	2:S:29:THR:HG23	2.02	0.41
3:T:163:LEU:HD11	3:T:211:ALA:HB2	2.01	0.41
3:T:235:LEU:HA	3:T:235:LEU:HD13	1.80	0.41
3:T:268:GLY:O	3:T:270:ASP:N	2.54	0.41
3:T:312:ASN:ND2	3:T:314:SER:O	2.54	0.41
3:T:401:GLY:O	3:T:402:ALA:CB	2.66	0.41
3:T:593:GLN:HB2	3:T:596:MET:HE1	2.03	0.41
4:U:13:PHE:CD2	4:U:17:PRO:O	2.73	0.41
4:U:51:LEU:CB	4:U:53:VAL:HG13	2.48	0.41
4:U:150:LEU:HD23	4:U:150:LEU:HA	1.93	0.41
5:W:4:VAL:O	5:W:5:PHE:HB2	2.20	0.41
5:W:207:TYR:CZ	5:W:237:PRO:HB2	2.55	0.41
5:W:393:ASP:HB3	5:W:791:PHE:O	2.20	0.41
5:W:516:MET:HE2	5:W:551:ILE:HG23	2.03	0.41
5:W:885:TRP:HH2	5:W:921:ILE:HD11	1.86	0.41
5:W:923:ALA:C	5:W:925:GLY:H	2.23	0.41
5:W:956:TYR:O	5:W:964:VAL:HG13	2.21	0.41
5:W:997:TRP:C	5:W:997:TRP:CD1	2.94	0.41
5:W:1071:ILE:HA	5:W:1079:ILE:O	2.21	0.41
6:X:390:LEU:HG	6:X:1190:LEU:O	2.20	0.41
6:X:406:LEU:HA	6:X:406:LEU:HD12	1.86	0.41
6:X:417:VAL:HA	6:X:1208:MET:HE2	2.03	0.41
6:X:488:LEU:HA	6:X:488:LEU:HD13	1.72	0.41
6:X:510:PRO:HA	6:X:513:GLU:OE1	2.21	0.41
6:X:541:VAL:HA	6:X:809:ALA:O	2.21	0.41
6:X:578:ASP:C	6:X:580:HIS:H	2.24	0.41
6:X:620:VAL:HG13	6:Y:715:VAL:CG1	2.51	0.41
6:X:681:ASN:ND2	6:X:752:PRO:CB	2.84	0.41
6:X:722:ASN:OD1	6:X:723:ASP:N	2.53	0.41
6:X:795:ASP:O	6:X:798:VAL:HG22	2.21	0.41
6:X:1014:VAL:HG21	6:X:1047:TYR:CE1	2.55	0.41
6:X:1068:LYS:C	6:X:1070:GLY:N	2.73	0.41
6:X:1084:THR:O	6:X:1116:PRO:HA	2.21	0.41
6:Y:336:ARG:HA	6:Y:337:PRO:HD2	1.93	0.41
6:Y:450:ASP:C	6:Y:450:ASP:OD1	2.58	0.41
6:Y:579:PRO:HG3	6:Y:807:PHE:CE2	2.55	0.41
6:Y:593:LEU:HD12	6:Y:597:GLU:HG3	2.02	0.41

Continued on next page...

Continued from previous page...

Atom-1	Atom-2	Interatomic distance (Å)	Clash overlap (Å)
6:Y:633:PRO:HD3	6:Y:640:ARG:HD3	2.02	0.41
6:Y:715:VAL:O	6:Y:718:THR:HG22	2.20	0.41
6:Y:725:THR:O	6:Y:729:MET:HG2	2.21	0.41
6:Y:773:ARG:O	6:Y:774:LEU:HB2	2.20	0.41
6:Y:1059:PHE:HA	6:Y:1063:VAL:CG1	2.51	0.41
6:Y:1100:LEU:HD22	6:Y:1104:LEU:HD21	2.03	0.41
6:Y:1102:GLU:OE2	6:Y:1106:LYS:HE3	2.21	0.41
6:Y:1123:GLN:HB2	6:Y:1158:PHE:HB3	2.03	0.41
6:Y:1211:ARG:O	6:Y:1212:SER:CB	2.69	0.41
3:B:361:ASP:OD2	3:B:362:THR:HG23	2.20	0.41
3:B:518:ALA:HB1	3:B:580:PRO:HG3	2.03	0.41
3:B:596:MET:SD	3:B:596:MET:N	2.94	0.41
3:D:229:ASP:O	3:D:231:GLN:N	2.54	0.41
3:D:469:VAL:O	3:D:469:VAL:HG22	2.20	0.41
3:F:57:THR:HB	3:F:59:ASP:OD1	2.21	0.41
3:F:58:ILE:HG23	3:F:124:GLY:CA	2.42	0.41
3:F:229:ASP:O	3:F:231:GLN:N	2.54	0.41
3:F:348:VAL:CG2	3:H:575:MET:HE2	2.51	0.41
3:F:489:VAL:O	3:F:489:VAL:HG12	2.21	0.41
3:H:229:ASP:O	3:H:231:GLN:N	2.54	0.41
3:H:252:LEU:HB3	3:H:613:LEU:HD23	2.02	0.41
3:H:582:LEU:HD23	3:H:585:GLN:HE22	1.83	0.41
3:J:268:GLY:O	3:J:270:ASP:N	2.54	0.41
3:J:274:ILE:O	3:J:274:ILE:CG1	2.67	0.41
7:K:101:MYR:H42	3:L:187:LEU:HD22	2.03	0.41
3:L:79:ARG:CB	3:L:79:ARG:HH11	2.33	0.41
3:N:73:PHE:CB	3:N:119:VAL:HG21	2.49	0.41
3:N:142:ILE:O	3:N:142:ILE:CG2	2.69	0.41
3:N:259:LEU:O	3:N:263:ILE:HG13	2.21	0.41
3:N:332:GLY:HA3	3:N:456:ASN:HA	2.01	0.41
2:O:26:MET:CG	3:P:216:PRO:CG	2.95	0.41
3:P:67:ARG:CG	3:P:67:ARG:NH1	2.84	0.41
3:P:93:GLN:OE1	3:P:93:GLN:HA	2.19	0.41
3:P:124:GLY:HA3	3:T:105:PRO:HG2	2.03	0.41
3:P:229:ASP:O	3:P:231:GLN:N	2.54	0.41
3:P:262:ALA:HB1	3:P:608:LEU:HD13	2.03	0.41
3:P:282:VAL:HG21	3:P:474:THR:HB	2.02	0.41
3:P:599:ALA:O	3:P:600:LEU:C	2.60	0.41
3:P:609:ARG:CD	2:Q:29:THR:HG21	2.47	0.41
3:R:257:SER:C	3:R:259:LEU:N	2.74	0.41
3:R:292:ARG:HB2	3:R:503:ALA:HB2	2.03	0.41

Continued on next page...

Continued from previous page...

Atom-1	Atom-2	Interatomic distance (Å)	Clash overlap (Å)
3:R:466:VAL:HG11	3:R:502:LEU:CD2	2.51	0.41
7:S:101:MYR:H62	3:T:200:CYS:O	2.21	0.41
3:T:351:LEU:HA	3:T:464:LEU:HA	2.03	0.41
3:T:455:SER:O	3:T:456:ASN:HB3	2.21	0.41
4:U:124:ASN:HA	5:W:353:ARG:HH12	1.86	0.41
4:U:181:PRO:HG3	6:X:384:MET:CE	2.50	0.41
5:W:570:VAL:HA	5:W:571:PRO:HD3	1.90	0.41
5:W:650:VAL:CG1	5:W:651:ASN:N	2.81	0.41
5:W:732:LEU:CD1	5:W:780:LEU:HD22	2.50	0.41
5:W:1019:TYR:O	5:W:1019:TYR:CD1	2.74	0.41
5:W:1053:THR:HG23	5:W:1095:GLU:OE1	2.21	0.41
5:W:1258:MET:CG	5:W:1259:SER:N	2.82	0.41
6:X:638:LEU:HD11	6:X:711:VAL:HA	2.02	0.41
6:X:736:MET:C	6:X:738:GLN:H	2.24	0.41
6:X:742:MET:HE2	6:X:745:PHE:CG	2.56	0.41
6:X:784:LEU:HD22	6:X:800:ILE:HG23	2.03	0.41
6:X:1004:PHE:CZ	6:X:1075:LEU:HB2	2.56	0.41
6:X:1055:SER:O	6:X:1056:VAL:C	2.59	0.41
6:X:1147:PHE:HD2	6:X:1148:SER:HG	1.69	0.41
6:X:1178:ARG:O	6:X:1181:THR:HG23	2.21	0.41
6:Y:312:ASN:O	6:Y:313:LYS:C	2.60	0.41
6:Y:374:ALA:CB	6:Y:377:ILE:HD11	2.25	0.41
6:Y:550:PHE:CD2	6:Y:612:ALA:HB3	2.56	0.41
6:Y:615:PHE:CD2	6:Y:620:VAL:HG12	2.56	0.41
6:Y:873:GLN:NE2	6:Y:965:GLU:OE1	2.48	0.41
6:Y:1072:THR:HG22	6:Y:1073:ARG:N	2.35	0.41
6:Y:1090:PRO:HB2	6:Y:1129:THR:HG22	2.02	0.41
3:B:93:GLN:OE1	3:B:93:GLN:HA	2.19	0.40
3:B:193:ILE:H	3:B:193:ILE:HG12	1.55	0.40
3:D:463:LEU:O	3:D:463:LEU:HD23	2.22	0.40
7:E:101:MYR:H42	3:F:187:LEU:HD22	2.03	0.40
3:F:431:ILE:O	3:F:431:ILE:HG23	2.10	0.40
3:F:463:LEU:HD23	3:F:463:LEU:O	2.21	0.40
3:F:576:PHE:HB2	3:F:591:LEU:HD21	2.02	0.40
3:F:582:LEU:HD23	3:F:585:GLN:HE22	1.83	0.40
3:H:57:THR:HB	3:H:59:ASP:OD1	2.21	0.40
3:H:193:ILE:H	3:H:193:ILE:HG12	1.55	0.40
3:H:489:VAL:O	3:H:489:VAL:HG12	2.21	0.40
3:J:156:VAL:HG13	3:J:157:ALA:N	2.35	0.40
3:J:170:LEU:O	3:J:171:THR:C	2.60	0.40
3:J:582:LEU:HD23	3:J:585:GLN:HE22	1.83	0.40

Continued on next page...

Continued from previous page...

Atom-1	Atom-2	Interatomic distance (Å)	Clash overlap (Å)
3:J:616:GLY:O	3:J:620:ALA:HB2	2.20	0.40
3:L:44:THR:CG2	3:L:45:GLY:N	2.82	0.40
3:L:259:LEU:O	3:L:263:ILE:HG13	2.21	0.40
3:L:508:VAL:O	3:L:508:VAL:HG12	2.20	0.40
3:L:593:GLN:HB2	3:L:596:MET:CE	2.51	0.40
3:N:199:LEU:HD11	3:N:203:TYR:CE2	2.54	0.40
3:N:588:ILE:HD13	3:N:588:ILE:HA	1.80	0.40
3:P:48:TRP:CZ3	3:P:123:ALA:N	2.89	0.40
3:P:343:ALA:CB	3:P:478:GLY:O	2.62	0.40
3:P:373:PHE:O	3:P:397:VAL:HG12	2.21	0.40
3:P:445:ILE:HG22	3:P:447:SER:H	1.86	0.40
3:R:166:ALA:HB2	3:R:194:LEU:HD11	2.02	0.40
3:R:373:PHE:CD2	3:R:397:VAL:HG11	2.55	0.40
3:R:373:PHE:O	3:R:397:VAL:HG12	2.22	0.40
3:T:373:PHE:O	3:T:397:VAL:HG12	2.21	0.40
3:T:508:VAL:O	3:T:508:VAL:HG12	2.20	0.40
4:U:136:TRP:CD2	4:U:197:PRO:HG3	2.56	0.40
4:U:242:ASN:ND2	4:U:244:ASP:HB3	2.26	0.40
4:V:182:ILE:HG21	4:V:279:VAL:HG23	2.02	0.40
5:W:10:VAL:HA	5:W:11:PRO:HD3	1.88	0.40
5:W:14:ASN:HB3	5:W:319:GLN:HE21	1.81	0.40
5:W:250:TYR:HB2	5:W:255:ILE:HD12	2.02	0.40
5:W:369:ILE:HG22	5:W:370:GLY:N	2.35	0.40
5:W:396:ARG:NH1	5:W:396:ARG:HG2	2.36	0.40
5:W:486:SER:HB2	5:W:490:ASP:OD1	2.22	0.40
5:W:765:PHE:HA	5:W:768:ASN:HD22	1.86	0.40
5:W:823:THR:HG22	5:W:847:PRO:CD	2.49	0.40
5:W:879:TYR:HE2	5:W:898:THR:HG21	1.85	0.40
5:W:1066:ASN:HD22	5:W:1066:ASN:HA	1.61	0.40
5:W:1290:PRO:HB2	5:W:1291:ALA:H	1.59	0.40
6:X:282:TYR:HD2	6:Y:830:ASN:HD21	1.68	0.40
6:X:389:GLU:O	6:X:390:LEU:C	2.59	0.40
6:X:409:MET:O	6:X:409:MET:HG3	2.20	0.40
6:X:415:GLN:C	6:X:417:VAL:H	2.25	0.40
6:X:497:ILE:CD1	6:X:514:ILE:HD12	2.46	0.40
6:X:693:TYR:OH	6:X:740:LYS:HA	2.21	0.40
6:X:749:HIS:O	6:X:752:PRO:HD2	2.20	0.40
6:X:914:ASP:C	6:X:915:LEU:HD23	2.42	0.40
6:X:1020:ILE:HG12	6:X:1031:LEU:HD22	2.02	0.40
6:X:1067:VAL:CG2	6:X:1072:THR:HG23	2.52	0.40
6:Y:200:LEU:HB2	6:Y:250:ALA:HB3	2.03	0.40

Continued on next page...

Continued from previous page...

Atom-1	Atom-2	Interatomic distance (Å)	Clash overlap (Å)
6:Y:221:GLY:HA3	6:Y:230:GLN:HA	2.04	0.40
6:Y:832:ILE:CG2	6:Y:1213:ALA:HA	2.52	0.40
6:Y:864:PHE:CE2	6:Y:931:ILE:HD12	2.55	0.40
6:Y:1136:ALA:O	6:Y:1137:PHE:CB	2.68	0.40
3:B:79:ARG:HH22	3:B:135:VAL:HG21	1.86	0.40
3:B:171:THR:HG21	3:B:634:LYS:NZ	2.34	0.40
7:C:101:MYR:C7	3:D:200:CYS:O	2.69	0.40
3:D:259:LEU:O	3:D:263:ILE:HG13	2.21	0.40
3:D:333:PRO:HG3	3:D:454:PHE:C	2.42	0.40
3:D:361:ASP:OD2	3:D:362:THR:HG23	2.20	0.40
3:D:431:ILE:CG1	3:D:437:ILE:HD13	2.50	0.40
3:D:445:ILE:HG22	3:D:447:SER:H	1.86	0.40
3:F:268:GLY:O	3:F:270:ASP:N	2.54	0.40
3:F:466:VAL:HG11	3:F:502:LEU:CD2	2.51	0.40
3:F:593:GLN:HB2	3:F:596:MET:CE	2.51	0.40
3:H:106:ILE:CD1	3:H:152:ARG:HG3	2.45	0.40
3:H:431:ILE:CG1	3:H:437:ILE:HD13	2.50	0.40
3:H:469:VAL:O	3:H:469:VAL:HG22	2.20	0.40
2:I:9:ASN:CB	3:J:209:ASN:ND2	2.83	0.40
3:J:73:PHE:CB	3:J:119:VAL:HG21	2.49	0.40
3:J:125:ASP:HB3	3:N:105:PRO:HB3	2.03	0.40
3:J:373:PHE:O	3:J:397:VAL:HG12	2.21	0.40
3:L:274:ILE:O	3:L:274:ILE:HG13	2.20	0.40
3:N:79:ARG:HH22	3:N:135:VAL:HG21	1.86	0.40
3:N:373:PHE:O	3:N:397:VAL:HG12	2.21	0.40
3:N:593:GLN:HB2	3:N:596:MET:CE	2.51	0.40
7:O:101:MYR:C7	3:P:200:CYS:O	2.69	0.40
3:P:235:LEU:HD13	3:P:235:LEU:HA	1.80	0.40
3:R:409:ILE:HD11	3:T:297:ALA:O	2.17	0.40
7:S:101:MYR:H131	3:T:163:LEU:HD11	2.04	0.40
3:T:419:MET:HE2	3:T:419:MET:HB3	1.66	0.40
3:T:489:VAL:O	3:T:489:VAL:HG12	2.21	0.40
4:U:26:LEU:HD21	4:U:100:LEU:CD1	2.51	0.40
4:U:140:GLN:NE2	4:U:190:TYR:CE1	2.87	0.40
4:U:209:ARG:HG3	4:U:290:VAL:HG11	2.03	0.40
5:W:145:ASP:HB2	5:W:148:ILE:HB	2.02	0.40
5:W:430:HIS:HA	5:W:799:LEU:HD23	2.03	0.40
5:W:480:ARG:HH21	5:W:488:ILE:CD1	2.34	0.40
5:W:766:LEU:HD21	5:W:1000:TYR:HE1	1.85	0.40
5:W:818:PHE:CD1	5:W:818:PHE:C	2.93	0.40
5:W:885:TRP:CZ3	5:W:921:ILE:HD13	2.55	0.40

Continued on next page...

Continued from previous page...

Atom-1	Atom-2	Interatomic distance (Å)	Clash overlap (Å)
5:W:989:HIS:N	5:W:989:HIS:CD2	2.88	0.40
5:W:1026:LEU:HD13	5:W:1028:ILE:HG13	2.02	0.40
5:W:1225:ASP:C	5:W:1227:TYR:N	2.73	0.40
5:W:1250:LEU:HG	5:W:1260:LEU:HD21	2.03	0.40
6:X:218:GLU:O	6:X:219:LEU:HD23	2.21	0.40
6:X:259:LEU:HD23	6:X:911:THR:HB	2.03	0.40
6:X:772:THR:HG22	6:X:775:VAL:H	1.85	0.40
6:X:798:VAL:HG21	6:Y:737:ARG:NH1	2.36	0.40
6:X:798:VAL:HG23	6:X:803:THR:CG2	2.52	0.40
6:Y:560:LEU:HB2	6:Y:561:PRO:HD3	2.03	0.40
6:Y:680:PRO:CG	6:Y:696:ALA:HB2	2.51	0.40
6:Y:937:ALA:HB2	6:Y:947:ARG:HA	2.03	0.40
6:Y:976:ASN:O	6:Y:1083:TYR:CE2	2.74	0.40
6:Y:978:ALA:O	6:Y:1080:HIS:HA	2.22	0.40
6:Y:996:MET:HE1	6:Y:1117:PHE:CE2	2.56	0.40
6:Y:1085:LEU:HD22	6:Y:1119:ILE:HD12	2.03	0.40
6:Y:1089:ASP:C	6:Y:1091:GLN:N	2.75	0.40
2:A:9:ASN:CB	3:B:209:ASN:ND2	2.83	0.40
3:B:199:LEU:HD11	3:B:203:TYR:CE2	2.54	0.40
3:B:268:GLY:O	3:B:270:ASP:N	2.54	0.40
3:B:312:ASN:ND2	3:B:314:SER:O	2.54	0.40
3:B:357:ILE:CD1	3:B:414:GLN:HB3	2.50	0.40
3:B:445:ILE:HG22	3:B:447:SER:H	1.86	0.40
3:D:100:LYS:O	3:L:152:ARG:NH2	2.49	0.40
3:D:225:THR:O	3:D:225:THR:HG23	2.22	0.40
3:D:271:LEU:HD12	3:D:271:LEU:HA	1.79	0.40
3:D:273:LEU:HA	3:F:630:LEU:CD1	2.50	0.40
3:D:401:GLY:O	3:D:402:ALA:CB	2.66	0.40
3:D:489:VAL:HG12	3:D:489:VAL:O	2.21	0.40
3:F:67:ARG:CG	3:F:67:ARG:NH1	2.84	0.40
3:F:171:THR:HG21	3:F:634:LYS:HZ1	1.85	0.40
3:F:373:PHE:CD2	3:F:397:VAL:HG11	2.55	0.40
3:H:44:THR:CG2	3:H:45:GLY:N	2.82	0.40
3:H:455:SER:O	3:H:456:ASN:HB3	2.21	0.40
2:I:29:THR:CG2	3:N:609:ARG:CD	2.93	0.40
3:J:53:THR:HA	4:V:332:PRO:CG	2.47	0.40
3:J:274:ILE:O	3:J:274:ILE:HG13	2.20	0.40
3:J:312:ASN:ND2	3:J:314:SER:O	2.54	0.40
3:J:428:ARG:NH1	3:J:428:ARG:CG	2.76	0.40
3:J:463:LEU:O	3:J:463:LEU:HD23	2.21	0.40
3:L:229:ASP:O	3:L:231:GLN:N	2.54	0.40

Continued on next page...

Continued from previous page...

Atom-1	Atom-2	Interatomic distance (Å)	Clash overlap (Å)
3:L:348:VAL:CG2	3:N:575:MET:HE2	2.51	0.40
2:M:13:ILE:CG2	2:M:14:THR:H	2.35	0.40
7:M:101:MYR:C7	3:N:200:CYS:O	2.69	0.40
7:M:101:MYR:H62	3:N:200:CYS:O	2.21	0.40
3:N:48:TRP:CZ3	3:N:123:ALA:N	2.89	0.40
3:N:57:THR:HB	3:N:59:ASP:OD1	2.21	0.40
3:N:167:MET:HG2	3:N:215:TYR:CE2	2.57	0.40
3:N:297:ALA:CB	3:N:460:MET:HB2	2.33	0.40
3:N:489:VAL:HG12	3:N:489:VAL:O	2.21	0.40
3:P:576:PHE:HB2	3:P:591:LEU:HD21	2.03	0.40
3:P:593:GLN:HB2	3:P:596:MET:CE	2.51	0.40
7:Q:101:MYR:H52	3:R:187:LEU:CD2	2.51	0.40
3:R:170:LEU:O	3:R:171:THR:C	2.60	0.40
3:R:193:ILE:H	3:R:193:ILE:HG12	1.55	0.40
3:R:292:ARG:HH11	3:R:292:ARG:CG	2.32	0.40
3:R:312:ASN:ND2	3:R:314:SER:O	2.54	0.40
3:R:360:TYR:CE1	3:R:415:PRO:HG3	2.56	0.40
3:T:282:VAL:HG21	3:T:474:THR:HB	2.02	0.40
3:T:463:LEU:HD23	3:T:463:LEU:O	2.21	0.40
3:T:599:ALA:O	3:T:600:LEU:C	2.60	0.40
4:U:22:ASP:HB2	4:U:383:ARG:CD	2.39	0.40
4:U:61:VAL:HG21	4:U:278:ILE:HB	2.02	0.40
4:U:157:TYR:CD1	4:U:157:TYR:N	2.88	0.40
4:U:157:TYR:CB	4:U:287:SER:HB2	2.51	0.40
4:U:217:GLY:C	4:U:223:LEU:HB2	2.42	0.40
4:U:243:PRO:HD2	4:U:362:TYR:CD1	2.56	0.40
4:U:265:SER:HA	4:U:323:VAL:CG1	2.52	0.40
4:V:65:ASN:O	4:V:68:VAL:HG12	2.21	0.40
4:V:156:ILE:O	4:V:156:ILE:HG13	2.21	0.40
5:W:162:SER:HA	5:W:171:THR:CG2	2.36	0.40
5:W:722:ASP:OD1	5:W:782:THR:OG1	2.39	0.40
5:W:992:SER:HA	5:W:993:PRO:HD3	1.87	0.40
6:X:242:ARG:HH12	6:X:1146:LEU:HD12	1.86	0.40
6:X:277:VAL:CG1	6:X:278:LEU:N	2.81	0.40
6:X:663:GLN:HG2	6:X:663:GLN:O	2.22	0.40
6:X:788:VAL:HG22	6:X:789:ASP:H	1.86	0.40
6:X:945:VAL:HG13	6:X:947:ARG:HG2	2.03	0.40
6:Y:126:PHE:HD2	6:Y:132:LEU:HD13	1.87	0.40
6:Y:338:GLU:H	6:Y:338:GLU:HG3	1.63	0.40
6:Y:451:LEU:HB3	6:Y:666:ALA:CB	2.51	0.40
6:Y:488:LEU:CD2	6:Y:821:ALA:HB1	2.50	0.40

Continued on next page...

Continued from previous page...

Atom-1	Atom-2	Interatomic distance (Å)	Clash overlap (Å)
6:Y:581:SER:N	6:Y:582:PRO:CD	2.84	0.40
6:Y:1083:TYR:CD1	6:Y:1083:TYR:C	2.95	0.40
3:B:567:ARG:HB2	3:B:567:ARG:HH11	1.85	0.40
3:B:591:LEU:HD23	3:B:591:LEU:HA	1.89	0.40
3:B:599:ALA:O	3:B:600:LEU:C	2.60	0.40
3:D:50:PRO:HD3	3:D:61:LEU:CD2	2.51	0.40
3:D:262:ALA:HB1	3:D:608:LEU:HD13	2.03	0.40
3:D:292:ARG:HG2	3:D:292:ARG:NH1	2.32	0.40
3:D:292:ARG:HB2	3:D:503:ALA:HB2	2.03	0.40
2:E:19:SER:OG	3:F:228:PRO:HG3	2.22	0.40
2:G:23:THR:C	2:G:25:ASP:N	2.75	0.40
7:G:101:MYR:C2	3:H:191:LYS:HZ1	2.33	0.40
3:H:79:ARG:HH22	3:H:135:VAL:HG21	1.86	0.40
3:J:357:ILE:CD1	3:J:414:GLN:HB3	2.50	0.40
3:J:600:LEU:O	3:J:601:THR:C	2.60	0.40
3:J:630:LEU:CD1	3:N:273:LEU:HA	2.50	0.40
2:K:19:SER:OG	3:L:228:PRO:HG3	2.22	0.40
3:L:167:MET:HG2	3:L:215:TYR:CE2	2.57	0.40
3:L:469:VAL:CB	3:N:575:MET:HE2	2.51	0.40
3:L:576:PHE:HB2	3:L:591:LEU:HD21	2.03	0.40
3:N:431:ILE:CG1	3:N:437:ILE:HD13	2.50	0.40
3:N:582:LEU:HD23	3:N:585:GLN:HE22	1.83	0.40
3:P:259:LEU:O	3:P:263:ILE:HG13	2.21	0.40
3:P:273:LEU:HA	3:R:630:LEU:CD1	2.50	0.40
3:P:344:MET:HE2	3:P:502:LEU:HD11	2.02	0.40
2:Q:13:ILE:CG2	2:Q:14:THR:H	2.35	0.40
3:R:229:ASP:O	3:R:231:GLN:N	2.54	0.40
3:T:333:PRO:HG3	3:T:454:PHE:C	2.42	0.40
3:T:600:LEU:O	3:T:601:THR:C	2.60	0.40
4:U:63:SER:C	4:U:66:ILE:HG22	2.42	0.40
4:U:217:GLY:HA3	4:U:223:LEU:HD12	2.03	0.40
4:U:242:ASN:HB2	6:X:1179:VAL:O	2.21	0.40
4:V:20:LEU:HD13	4:V:384:MET:SD	2.61	0.40
4:V:57:ARG:O	4:V:59:PRO:HD3	2.21	0.40
5:W:154:PHE:HA	5:W:155:PRO:HD3	1.77	0.40
5:W:477:ARG:CA	5:W:650:VAL:HG11	2.41	0.40
5:W:534:LEU:HD22	5:W:551:ILE:HD13	2.03	0.40
5:W:780:LEU:N	5:W:780:LEU:HD12	2.35	0.40
6:X:200:LEU:HD13	6:X:343:ALA:HB2	2.03	0.40
6:X:206:LEU:HB2	6:X:236:PRO:HD3	2.02	0.40
6:X:367:ARG:HG3	6:X:388:MET:CE	2.51	0.40

Continued on next page...

Continued from previous page...

Atom-1	Atom-2	Interatomic distance (Å)	Clash overlap (Å)
6:X:593:LEU:HD21	6:X:597:GLU:CB	2.51	0.40
6:X:754:GLU:HG3	6:X:837:TYR:CZ	2.56	0.40
6:X:859:ILE:HA	6:X:859:ILE:HD13	1.82	0.40
6:X:929:PRO:O	6:X:931:ILE:N	2.54	0.40
6:X:1043:GLY:O	6:X:1072:THR:HA	2.22	0.40
6:Y:59:GLY:HA3	6:Y:60:PRO:HD3	1.98	0.40
6:Y:195:ILE:HD12	6:Y:257:ARG:NH2	2.36	0.40
6:Y:222:PHE:O	6:Y:228:MET:HA	2.22	0.40
6:Y:456:VAL:O	6:Y:456:VAL:HG12	2.22	0.40
6:Y:541:VAL:CA	6:Y:808:ALA:HB1	2.52	0.40
3:B:57:THR:HB	3:B:59:ASP:OD1	2.21	0.40
3:B:333:PRO:HG3	3:B:454:PHE:C	2.42	0.40
3:D:48:TRP:CH2	3:D:63:ILE:HD12	2.56	0.40
3:D:358:LEU:HB2	3:D:417:PHE:HD1	1.77	0.40
3:D:373:PHE:O	3:D:397:VAL:HG12	2.22	0.40
3:D:518:ALA:HB1	3:D:580:PRO:HG3	2.03	0.40
3:D:600:LEU:O	3:D:601:THR:C	2.60	0.40
3:F:158:LEU:O	3:F:161:LYS:HB3	2.21	0.40
3:F:299:ILE:O	3:F:337:ARG:HD2	2.22	0.40
3:F:508:VAL:O	3:F:508:VAL:HG12	2.20	0.40
3:H:101:THR:HG21	3:H:159:TRP:CZ2	2.55	0.40
3:H:333:PRO:HG3	3:H:454:PHE:C	2.42	0.40
3:H:373:PHE:O	3:H:397:VAL:HG12	2.21	0.40
3:H:420:LEU:CD1	3:H:422:LEU:HD23	2.52	0.40
3:H:445:ILE:HG22	3:H:447:SER:H	1.86	0.40
3:H:463:LEU:O	3:H:463:LEU:HD23	2.22	0.40
3:H:600:LEU:O	3:H:601:THR:C	2.60	0.40
3:L:225:THR:O	3:L:225:THR:HG23	2.22	0.40
3:L:262:ALA:HB1	3:L:608:LEU:HD13	2.03	0.40
3:N:170:LEU:O	3:N:171:THR:C	2.60	0.40
3:N:411:VAL:O	3:N:411:VAL:CG1	2.61	0.40
3:N:466:VAL:HG11	3:N:502:LEU:CD2	2.51	0.40
3:P:299:ILE:O	3:P:337:ARG:HD2	2.22	0.40
3:P:431:ILE:O	3:P:431:ILE:HG23	2.10	0.40
3:P:450:SER:CA	3:P:453:ASN:HD22	2.21	0.40
3:P:603:GLY:C	3:P:605:GLY:N	2.75	0.40
3:R:79:ARG:HH22	3:R:135:VAL:HG21	1.86	0.40
3:R:79:ARG:O	3:R:83:SER:HB2	2.20	0.40
3:R:385:VAL:O	3:R:385:VAL:HG22	2.22	0.40
3:R:591:LEU:HD23	3:R:591:LEU:HA	1.89	0.40
2:S:19:SER:OG	3:T:228:PRO:HG3	2.22	0.40

Continued on next page...

Continued from previous page...

Atom-1	Atom-2	Interatomic distance (Å)	Clash overlap (Å)
2:S:23:THR:C	2:S:25:ASP:N	2.75	0.40
7:S:101:MYR:C7	3:T:200:CYS:O	2.69	0.40
3:T:154:ARG:NH1	3:T:154:ARG:CB	2.68	0.40
3:T:299:ILE:O	3:T:337:ARG:HD2	2.22	0.40
3:T:344:MET:HE2	3:T:502:LEU:HD11	2.02	0.40
4:U:252:ASP:HA	4:U:255:ARG:NH1	2.36	0.40
4:U:362:TYR:CZ	4:U:366:ILE:HG13	2.57	0.40
4:U:367:GLU:HG3	4:U:394:PHE:CD1	2.55	0.40
4:V:20:LEU:HD13	4:V:379:ILE:HD11	2.03	0.40
4:V:72:LEU:O	4:V:76:LEU:HG	2.21	0.40
5:W:246:ASP:HB2	5:W:255:ILE:C	2.42	0.40
5:W:566:LEU:HD13	5:W:605:THR:HG1	1.85	0.40
5:W:765:PHE:CD1	5:W:765:PHE:C	2.94	0.40
5:W:822:GLN:HA	5:W:822:GLN:OE1	2.22	0.40
5:W:934:ASN:HA	5:W:1023:THR:HA	2.03	0.40
5:W:1114:THR:HG22	5:W:1115:LEU:N	2.36	0.40
5:W:1166:CYS:HA	5:W:1176:VAL:H	1.87	0.40
6:X:294:ARG:HB2	6:X:888:LEU:CB	2.52	0.40
6:X:325:THR:HG1	6:X:328:ARG:HB2	1.87	0.40
6:X:328:ARG:HA	6:X:328:ARG:HD2	1.57	0.40
6:X:450:ASP:OD2	6:X:861:ARG:CZ	2.69	0.40
6:X:842:ALA:HB3	6:X:843:PRO:CD	2.52	0.40
6:Y:541:VAL:O	6:Y:541:VAL:HG22	2.21	0.40
6:Y:652:GLN:HA	6:Y:773:ARG:CD	2.44	0.40

There are no symmetry-related clashes.

5.3 Torsion angles [\(i\)](#)

5.3.1 Protein backbone [\(i\)](#)

In the following table, the Percentiles column shows the percent Ramachandran outliers of the chain as a percentile score with respect to all PDB entries followed by that with respect to all EM entries.

The Analysed column shows the number of residues for which the backbone conformation was analysed, and the total number of residues.

Mol	Chain	Analysed	Favoured	Allowed	Outliers	Percentiles
1	b	84/276 (30%)	70 (83%)	9 (11%)	5 (6%)	1 10

Continued on next page...

Continued from previous page...

Mol	Chain	Analysed	Favoured	Allowed	Outliers	Percentiles	
1	d	84/276 (30%)	70 (83%)	11 (13%)	3 (4%)	3	20
1	f	84/276 (30%)	68 (81%)	12 (14%)	4 (5%)	2	14
1	h	84/276 (30%)	71 (84%)	10 (12%)	3 (4%)	3	20
1	j	84/276 (30%)	72 (86%)	9 (11%)	3 (4%)	3	20
1	l	84/276 (30%)	70 (83%)	13 (16%)	1 (1%)	13	42
1	n	84/276 (30%)	69 (82%)	12 (14%)	3 (4%)	3	20
1	p	84/276 (30%)	74 (88%)	7 (8%)	3 (4%)	3	20
1	r	84/276 (30%)	71 (84%)	11 (13%)	2 (2%)	6	28
1	t	84/276 (30%)	72 (86%)	10 (12%)	2 (2%)	6	28
2	A	39/42 (93%)	25 (64%)	9 (23%)	5 (13%)	0	1
2	C	39/42 (93%)	25 (64%)	9 (23%)	5 (13%)	0	1
2	E	39/42 (93%)	25 (64%)	9 (23%)	5 (13%)	0	1
2	G	37/42 (88%)	24 (65%)	8 (22%)	5 (14%)	0	1
2	I	39/42 (93%)	25 (64%)	9 (23%)	5 (13%)	0	1
2	K	39/42 (93%)	25 (64%)	9 (23%)	5 (13%)	0	1
2	M	37/42 (88%)	24 (65%)	8 (22%)	5 (14%)	0	1
2	O	39/42 (93%)	25 (64%)	9 (23%)	5 (13%)	0	1
2	Q	39/42 (93%)	25 (64%)	9 (23%)	5 (13%)	0	1
2	S	37/42 (88%)	24 (65%)	8 (22%)	5 (14%)	0	1
3	B	602/606 (99%)	407 (68%)	134 (22%)	61 (10%)	0	3
3	D	602/606 (99%)	416 (69%)	129 (21%)	57 (10%)	0	4
3	F	602/606 (99%)	408 (68%)	133 (22%)	61 (10%)	0	3
3	H	602/606 (99%)	409 (68%)	132 (22%)	61 (10%)	0	3
3	J	602/606 (99%)	411 (68%)	132 (22%)	59 (10%)	0	3
3	L	602/606 (99%)	409 (68%)	132 (22%)	61 (10%)	0	3
3	N	602/606 (99%)	408 (68%)	133 (22%)	61 (10%)	0	3
3	P	602/606 (99%)	410 (68%)	132 (22%)	60 (10%)	0	3
3	R	602/606 (99%)	406 (67%)	135 (22%)	61 (10%)	0	3
3	T	602/606 (99%)	406 (67%)	135 (22%)	61 (10%)	0	3
4	U	409/412 (99%)	283 (69%)	81 (20%)	45 (11%)	0	2
4	V	409/412 (99%)	330 (81%)	60 (15%)	19 (5%)	2	15

Continued on next page...

Continued from previous page...

Mol	Chain	Analysed	Favoured	Allowed	Outliers	Percentiles	
5	W	1276/1299 (98%)	1063 (83%)	173 (14%)	40 (3%)	4	23
6	X	1012/1214 (83%)	714 (71%)	219 (22%)	79 (8%)	1	6
6	Y	1146/1214 (94%)	860 (75%)	204 (18%)	82 (7%)	1	7
All	All	11496/13791 (83%)	8294 (72%)	2255 (20%)	947 (8%)	2	5

All (947) Ramachandran outliers are listed below:

Mol	Chain	Res	Type
1	l	19	ALA
1	b	62	VAL
1	b	75	PRO
1	f	75	PRO
1	d	22	LEU
1	d	62	VAL
1	j	62	VAL
1	j	75	PRO
1	p	61	ASN
1	p	63	LYS
1	r	61	ASN
1	t	63	LYS
3	B	59	ASP
3	B	103	CYS
3	B	179	ALA
3	B	225	THR
3	B	228	PRO
3	B	250	GLY
3	B	270	ASP
3	B	291	PRO
3	B	345	ILE
3	B	388	ALA
3	B	405	ILE
3	B	409	ILE
3	B	412	ARG
3	B	470	LEU
3	B	486	PRO
3	B	555	ALA
3	B	562	TYR
3	B	591	LEU
3	D	53	THR
3	D	103	CYS
3	D	179	ALA

Continued on next page...

Continued from previous page...

Mol	Chain	Res	Type
3	D	225	THR
3	D	228	PRO
3	D	250	GLY
3	D	270	ASP
3	D	291	PRO
3	D	345	ILE
3	D	388	ALA
3	D	405	ILE
3	D	409	ILE
3	D	412	ARG
3	D	470	LEU
3	D	486	PRO
3	D	555	ALA
3	D	562	TYR
3	D	591	LEU
3	F	59	ASP
3	F	103	CYS
3	F	179	ALA
3	F	225	THR
3	F	228	PRO
3	F	250	GLY
3	F	270	ASP
3	F	291	PRO
3	F	345	ILE
3	F	388	ALA
3	F	405	ILE
3	F	409	ILE
3	F	412	ARG
3	F	470	LEU
3	F	486	PRO
3	F	555	ALA
3	F	562	TYR
3	F	591	LEU
3	H	59	ASP
3	H	103	CYS
3	H	179	ALA
3	H	225	THR
3	H	228	PRO
3	H	250	GLY
3	H	270	ASP
3	H	291	PRO
3	H	345	ILE

Continued on next page...

Continued from previous page...

Mol	Chain	Res	Type
3	H	388	ALA
3	H	405	ILE
3	H	409	ILE
3	H	412	ARG
3	H	470	LEU
3	H	486	PRO
3	H	555	ALA
3	H	562	TYR
3	H	591	LEU
3	J	54	SER
3	J	59	ASP
3	J	103	CYS
3	J	179	ALA
3	J	225	THR
3	J	228	PRO
3	J	250	GLY
3	J	270	ASP
3	J	291	PRO
3	J	345	ILE
3	J	388	ALA
3	J	405	ILE
3	J	409	ILE
3	J	412	ARG
3	J	470	LEU
3	J	486	PRO
3	J	555	ALA
3	J	562	TYR
3	J	591	LEU
3	L	59	ASP
3	L	103	CYS
3	L	179	ALA
3	L	225	THR
3	L	228	PRO
3	L	250	GLY
3	L	270	ASP
3	L	291	PRO
3	L	345	ILE
3	L	388	ALA
3	L	405	ILE
3	L	409	ILE
3	L	412	ARG
3	L	470	LEU

Continued on next page...

Continued from previous page...

Mol	Chain	Res	Type
3	L	486	PRO
3	L	555	ALA
3	L	562	TYR
3	L	591	LEU
3	N	59	ASP
3	N	103	CYS
3	N	179	ALA
3	N	225	THR
3	N	228	PRO
3	N	250	GLY
3	N	270	ASP
3	N	291	PRO
3	N	345	ILE
3	N	388	ALA
3	N	405	ILE
3	N	409	ILE
3	N	412	ARG
3	N	470	LEU
3	N	486	PRO
3	N	555	ALA
3	N	562	TYR
3	N	591	LEU
3	P	58	ILE
3	P	103	CYS
3	P	179	ALA
3	P	225	THR
3	P	228	PRO
3	P	250	GLY
3	P	270	ASP
3	P	291	PRO
3	P	345	ILE
3	P	388	ALA
3	P	405	ILE
3	P	409	ILE
3	P	412	ARG
3	P	470	LEU
3	P	486	PRO
3	P	555	ALA
3	P	562	TYR
3	P	591	LEU
3	R	59	ASP
3	R	103	CYS

Continued on next page...

Continued from previous page...

Mol	Chain	Res	Type
3	R	179	ALA
3	R	225	THR
3	R	228	PRO
3	R	250	GLY
3	R	270	ASP
3	R	291	PRO
3	R	345	ILE
3	R	388	ALA
3	R	405	ILE
3	R	409	ILE
3	R	412	ARG
3	R	470	LEU
3	R	486	PRO
3	R	555	ALA
3	R	562	TYR
3	R	591	LEU
3	T	59	ASP
3	T	103	CYS
3	T	179	ALA
3	T	225	THR
3	T	228	PRO
3	T	250	GLY
3	T	270	ASP
3	T	291	PRO
3	T	345	ILE
3	T	388	ALA
3	T	405	ILE
3	T	409	ILE
3	T	412	ARG
3	T	470	LEU
3	T	486	PRO
3	T	555	ALA
3	T	562	TYR
3	T	591	LEU
4	U	37	TRP
4	U	104	PRO
4	U	132	LEU
4	U	168	ALA
4	U	221	GLY
4	U	240	ALA
4	U	252	ASP
4	U	303	ALA

Continued on next page...

Continued from previous page...

Mol	Chain	Res	Type
4	U	318	ASN
4	U	378	PRO
4	U	379	ILE
4	U	390	ASN
4	U	391	ALA
4	U	400	THR
4	V	40	ARG
4	V	378	PRO
5	W	63	PRO
5	W	369	ILE
5	W	370	GLY
5	W	638	HIS
5	W	1040	VAL
5	W	1290	PRO
6	X	280	ARG
6	X	328	ARG
6	X	343	ALA
6	X	438	PRO
6	X	519	GLN
6	X	611	PRO
6	X	612	ALA
6	X	773	ARG
6	X	776	GLN
6	X	845	PHE
6	X	880	LEU
6	X	890	GLN
6	X	925	LEU
6	X	1025	ASN
6	X	1096	GLU
6	Y	39	PRO
6	Y	103	PRO
6	Y	105	SER
6	Y	106	MET
6	Y	123	ASN
6	Y	217	LYS
6	Y	239	ALA
6	Y	277	VAL
6	Y	355	LYS
6	Y	372	ASP
6	Y	389	GLU
6	Y	440	ILE
6	Y	554	SER

Continued on next page...

Continued from previous page...

Mol	Chain	Res	Type
6	Y	665	SER
6	Y	692	THR
6	Y	777	ASN
6	Y	778	ASP
6	Y	788	VAL
6	Y	879	PHE
6	Y	918	ALA
6	Y	954	PRO
6	Y	1055	SER
6	Y	1137	PHE
6	Y	1183	ASP
6	Y	1184	LEU
6	Y	1213	ALA
1	f	23	THR
1	f	61	ASN
2	A	6	THR
2	A	10	THR
2	A	27	THR
3	B	100	LYS
3	B	170	LEU
3	B	193	ILE
3	B	196	LEU
3	B	198	ASN
3	B	268	GLY
3	B	313	SER
3	B	332	GLY
3	B	346	ASP
3	B	384	GLN
3	B	428	ARG
3	B	582	LEU
3	B	583	ALA
3	B	596	MET
3	B	610	THR
3	B	611	GLY
3	B	612	SER
2	C	6	THR
2	C	10	THR
2	C	27	THR
3	D	100	LYS
3	D	170	LEU
3	D	193	ILE
3	D	196	LEU

Continued on next page...

Continued from previous page...

Mol	Chain	Res	Type
3	D	198	ASN
3	D	268	GLY
3	D	313	SER
3	D	332	GLY
3	D	346	ASP
3	D	384	GLN
3	D	428	ARG
3	D	582	LEU
3	D	583	ALA
3	D	596	MET
3	D	610	THR
3	D	611	GLY
3	D	612	SER
2	E	6	THR
2	E	10	THR
2	E	27	THR
3	F	100	LYS
3	F	170	LEU
3	F	193	ILE
3	F	196	LEU
3	F	198	ASN
3	F	268	GLY
3	F	313	SER
3	F	332	GLY
3	F	346	ASP
3	F	384	GLN
3	F	428	ARG
3	F	582	LEU
3	F	583	ALA
3	F	596	MET
3	F	610	THR
3	F	611	GLY
3	F	612	SER
2	G	6	THR
2	G	10	THR
2	G	27	THR
3	H	100	LYS
3	H	170	LEU
3	H	193	ILE
3	H	196	LEU
3	H	198	ASN
3	H	268	GLY

Continued on next page...

Continued from previous page...

Mol	Chain	Res	Type
3	H	313	SER
3	H	332	GLY
3	H	346	ASP
3	H	384	GLN
3	H	428	ARG
3	H	582	LEU
3	H	583	ALA
3	H	596	MET
3	H	610	THR
3	H	611	GLY
3	H	612	SER
2	I	6	THR
2	I	10	THR
2	I	27	THR
3	J	100	LYS
3	J	170	LEU
3	J	193	ILE
3	J	196	LEU
3	J	198	ASN
3	J	268	GLY
3	J	313	SER
3	J	332	GLY
3	J	346	ASP
3	J	384	GLN
3	J	428	ARG
3	J	582	LEU
3	J	583	ALA
3	J	596	MET
3	J	610	THR
3	J	611	GLY
3	J	612	SER
2	K	6	THR
2	K	10	THR
2	K	27	THR
3	L	100	LYS
3	L	170	LEU
3	L	193	ILE
3	L	196	LEU
3	L	198	ASN
3	L	268	GLY
3	L	313	SER
3	L	332	GLY

Continued on next page...

Continued from previous page...

Mol	Chain	Res	Type
3	L	346	ASP
3	L	384	GLN
3	L	428	ARG
3	L	582	LEU
3	L	583	ALA
3	L	596	MET
3	L	610	THR
3	L	611	GLY
3	L	612	SER
2	M	6	THR
2	M	10	THR
2	M	27	THR
3	N	100	LYS
3	N	170	LEU
3	N	193	ILE
3	N	196	LEU
3	N	198	ASN
3	N	268	GLY
3	N	313	SER
3	N	332	GLY
3	N	346	ASP
3	N	384	GLN
3	N	428	ARG
3	N	582	LEU
3	N	583	ALA
3	N	596	MET
3	N	610	THR
3	N	611	GLY
3	N	612	SER
2	O	6	THR
2	O	10	THR
2	O	27	THR
3	P	100	LYS
3	P	170	LEU
3	P	193	ILE
3	P	196	LEU
3	P	198	ASN
3	P	268	GLY
3	P	313	SER
3	P	332	GLY
3	P	346	ASP
3	P	384	GLN

Continued on next page...

Continued from previous page...

Mol	Chain	Res	Type
3	P	428	ARG
3	P	582	LEU
3	P	583	ALA
3	P	596	MET
3	P	610	THR
3	P	611	GLY
3	P	612	SER
2	Q	6	THR
2	Q	10	THR
2	Q	27	THR
3	R	100	LYS
3	R	170	LEU
3	R	193	ILE
3	R	196	LEU
3	R	198	ASN
3	R	268	GLY
3	R	313	SER
3	R	332	GLY
3	R	346	ASP
3	R	384	GLN
3	R	428	ARG
3	R	582	LEU
3	R	583	ALA
3	R	596	MET
3	R	610	THR
3	R	611	GLY
3	R	612	SER
2	S	6	THR
2	S	10	THR
2	S	27	THR
3	T	100	LYS
3	T	170	LEU
3	T	193	ILE
3	T	196	LEU
3	T	198	ASN
3	T	268	GLY
3	T	313	SER
3	T	332	GLY
3	T	346	ASP
3	T	384	GLN
3	T	428	ARG
3	T	582	LEU

Continued on next page...

Continued from previous page...

Mol	Chain	Res	Type
3	T	583	ALA
3	T	596	MET
3	T	610	THR
3	T	611	GLY
3	T	612	SER
4	U	17	PRO
4	U	105	ALA
4	U	122	SER
4	U	167	PRO
4	U	178	THR
4	U	195	GLN
4	U	222	ARG
4	U	229	CYS
4	U	294	THR
4	U	312	VAL
4	V	5	GLN
4	V	20	LEU
4	V	247	VAL
4	V	379	ILE
5	W	176	LYS
5	W	368	PRO
5	W	559	VAL
5	W	592	MET
5	W	660	GLY
5	W	788	GLN
5	W	954	HIS
5	W	962	GLU
6	X	270	SER
6	X	363	ALA
6	X	369	GLY
6	X	416	ILE
6	X	426	ASN
6	X	428	LEU
6	X	464	SER
6	X	518	LEU
6	X	602	GLY
6	X	634	GLN
6	X	721	VAL
6	X	818	ILE
6	X	914	ASP
6	X	937	ALA
6	X	946	VAL

Continued on next page...

Continued from previous page...

Mol	Chain	Res	Type
6	X	996	MET
6	X	1004	PHE
6	X	1016	ARG
6	X	1155	ASP
6	X	1190	LEU
6	Y	257	ARG
6	Y	258	GLY
6	Y	259	LEU
6	Y	332	ALA
6	Y	333	PHE
6	Y	351	PRO
6	Y	353	GLN
6	Y	375	ASN
6	Y	376	LEU
6	Y	541	VAL
6	Y	608	GLN
6	Y	673	ASN
6	Y	791	ALA
6	Y	848	ASN
6	Y	996	MET
6	Y	1070	GLY
6	Y	1155	ASP
6	Y	1179	VAL
1	b	61	ASN
1	h	61	ASN
1	r	75	PRO
2	A	32	PRO
3	B	204	PRO
3	B	226	LYS
3	B	307	ILE
3	B	503	ALA
3	B	532	ASP
3	B	553	GLY
3	B	554	GLN
2	C	32	PRO
3	D	204	PRO
3	D	226	LYS
3	D	307	ILE
3	D	503	ALA
3	D	532	ASP
3	D	553	GLY
3	D	554	GLN

Continued on next page...

Continued from previous page...

Mol	Chain	Res	Type
2	E	32	PRO
3	F	204	PRO
3	F	226	LYS
3	F	307	ILE
3	F	503	ALA
3	F	532	ASP
3	F	553	GLY
3	F	554	GLN
2	G	32	PRO
3	H	204	PRO
3	H	226	LYS
3	H	307	ILE
3	H	503	ALA
3	H	532	ASP
3	H	553	GLY
3	H	554	GLN
2	I	32	PRO
3	J	204	PRO
3	J	226	LYS
3	J	307	ILE
3	J	503	ALA
3	J	532	ASP
3	J	553	GLY
3	J	554	GLN
2	K	32	PRO
3	L	204	PRO
3	L	226	LYS
3	L	307	ILE
3	L	503	ALA
3	L	532	ASP
3	L	553	GLY
3	L	554	GLN
2	M	32	PRO
3	N	204	PRO
3	N	226	LYS
3	N	307	ILE
3	N	503	ALA
3	N	532	ASP
3	N	553	GLY
3	N	554	GLN
2	O	32	PRO
3	P	204	PRO

Continued on next page...

Continued from previous page...

Mol	Chain	Res	Type
3	P	226	LYS
3	P	307	ILE
3	P	503	ALA
3	P	532	ASP
3	P	553	GLY
3	P	554	GLN
2	Q	32	PRO
3	R	204	PRO
3	R	226	LYS
3	R	307	ILE
3	R	503	ALA
3	R	532	ASP
3	R	553	GLY
3	R	554	GLN
2	S	32	PRO
3	T	204	PRO
3	T	226	LYS
3	T	307	ILE
3	T	503	ALA
3	T	532	ASP
3	T	553	GLY
3	T	554	GLN
4	U	14	TYR
4	U	20	LEU
4	U	134	SER
4	U	169	ALA
4	U	193	ALA
4	U	297	PRO
4	U	396	GLN
4	U	398	GLY
4	V	17	PRO
4	V	81	GLY
4	V	85	THR
4	V	256	ALA
4	V	397	ALA
5	W	54	ARG
5	W	162	SER
5	W	662	ARG
5	W	742	SER
5	W	848	PRO
5	W	863	LEU
5	W	991	LEU

Continued on next page...

Continued from previous page...

Mol	Chain	Res	Type
5	W	1229	ILE
5	W	1256	PRO
6	X	278	LEU
6	X	353	GLN
6	X	525	TYR
6	X	588	ALA
6	X	613	SER
6	X	695	SER
6	X	720	THR
6	X	829	THR
6	X	930	ARG
6	X	1024	PRO
6	X	1131	ARG
6	X	1147	PHE
6	X	1151	ALA
6	X	1185	PRO
6	X	1189	THR
6	Y	62	ALA
6	Y	72	VAL
6	Y	82	PRO
6	Y	168	ARG
6	Y	214	HIS
6	Y	218	GLU
6	Y	225	PHE
6	Y	352	THR
6	Y	538	ASN
6	Y	552	ASP
6	Y	809	ALA
6	Y	824	CYS
6	Y	829	THR
6	Y	1016	ARG
6	Y	1081	TYR
1	h	74	GLN
1	p	59	HIS
3	B	182	ASN
3	B	296	PRO
3	B	398	SER
3	B	402	ALA
3	B	414	GLN
3	B	590	VAL
3	B	613	LEU
3	D	182	ASN

Continued on next page...

Continued from previous page...

Mol	Chain	Res	Type
3	D	296	PRO
3	D	398	SER
3	D	402	ALA
3	D	414	GLN
3	D	590	VAL
3	D	613	LEU
3	F	182	ASN
3	F	296	PRO
3	F	398	SER
3	F	402	ALA
3	F	414	GLN
3	F	590	VAL
3	F	613	LEU
3	H	182	ASN
3	H	296	PRO
3	H	398	SER
3	H	402	ALA
3	H	414	GLN
3	H	590	VAL
3	H	613	LEU
3	J	182	ASN
3	J	296	PRO
3	J	398	SER
3	J	402	ALA
3	J	414	GLN
3	J	590	VAL
3	J	613	LEU
3	L	182	ASN
3	L	296	PRO
3	L	398	SER
3	L	402	ALA
3	L	414	GLN
3	L	590	VAL
3	L	613	LEU
3	N	182	ASN
3	N	296	PRO
3	N	398	SER
3	N	402	ALA
3	N	414	GLN
3	N	590	VAL
3	N	613	LEU
3	P	182	ASN

Continued on next page...

Continued from previous page...

Mol	Chain	Res	Type
3	P	296	PRO
3	P	398	SER
3	P	402	ALA
3	P	414	GLN
3	P	590	VAL
3	P	613	LEU
3	R	182	ASN
3	R	296	PRO
3	R	398	SER
3	R	402	ALA
3	R	414	GLN
3	R	590	VAL
3	R	613	LEU
3	T	182	ASN
3	T	296	PRO
3	T	398	SER
3	T	402	ALA
3	T	414	GLN
3	T	590	VAL
3	T	613	LEU
4	U	38	THR
4	U	114	VAL
4	U	187	GLN
4	U	196	LEU
4	U	246	ALA
4	U	387	GLN
4	V	33	TYR
4	V	161	VAL
4	V	178	THR
4	V	387	GLN
5	W	743	SER
5	W	1117	GLN
6	X	219	LEU
6	X	285	ASN
6	X	408	SER
6	X	579	PRO
6	X	722	ASN
6	X	1036	ASN
6	X	1079	GLY
6	Y	498	THR
6	Y	649	ASN
6	Y	780	ILE

Continued on next page...

Continued from previous page...

Mol	Chain	Res	Type
6	Y	810	ALA
6	Y	914	ASP
1	d	6	ILE
1	n	61	ASN
3	B	54	SER
3	B	199	LEU
3	B	305	LYS
3	B	362	THR
3	B	403	SER
3	B	419	MET
3	B	434	ILE
3	D	199	LEU
3	D	305	LYS
3	D	362	THR
3	D	403	SER
3	D	419	MET
3	D	434	ILE
3	F	54	SER
3	F	199	LEU
3	F	305	LYS
3	F	362	THR
3	F	403	SER
3	F	419	MET
3	F	434	ILE
3	H	54	SER
3	H	199	LEU
3	H	305	LYS
3	H	362	THR
3	H	403	SER
3	H	419	MET
3	H	434	ILE
3	J	199	LEU
3	J	305	LYS
3	J	362	THR
3	J	403	SER
3	J	419	MET
3	J	434	ILE
3	L	54	SER
3	L	199	LEU
3	L	305	LYS
3	L	362	THR
3	L	403	SER

Continued on next page...

Continued from previous page...

Mol	Chain	Res	Type
3	L	419	MET
3	L	434	ILE
3	N	54	SER
3	N	199	LEU
3	N	305	LYS
3	N	362	THR
3	N	403	SER
3	N	419	MET
3	N	434	ILE
3	P	54	SER
3	P	199	LEU
3	P	305	LYS
3	P	362	THR
3	P	403	SER
3	P	419	MET
3	P	434	ILE
3	R	54	SER
3	R	199	LEU
3	R	305	LYS
3	R	362	THR
3	R	403	SER
3	R	419	MET
3	R	434	ILE
3	T	54	SER
3	T	199	LEU
3	T	305	LYS
3	T	362	THR
3	T	403	SER
3	T	419	MET
3	T	434	ILE
4	U	82	GLY
4	U	85	THR
4	U	242	ASN
4	U	392	ALA
4	V	195	GLN
4	V	305	LEU
5	W	52	VAL
5	W	199	PRO
5	W	424	SER
5	W	453	PRO
5	W	740	VAL
5	W	1131	PRO

Continued on next page...

Continued from previous page...

Mol	Chain	Res	Type
6	X	368	ILE
6	X	421	ASN
6	X	513	GLU
6	X	596	PRO
6	X	664	GLY
6	X	824	CYS
6	X	843	PRO
6	X	926	TYR
6	X	947	ARG
6	Y	18	ASP
6	Y	185	SER
6	Y	360	LEU
6	Y	373	ARG
6	Y	387	CYS
6	Y	614	GLN
6	Y	919	LEU
6	Y	1093	SER
1	t	6	ILE
4	U	112	TRP
4	V	388	PRO
5	W	64	PRO
5	W	960	GLY
6	X	255	GLU
6	X	794	GLY
6	X	943	GLY
6	X	1049	SER
6	Y	1004	PHE
6	Y	1116	PRO
1	b	20	GLY
3	B	50	PRO
3	B	58	ILE
3	B	171	THR
3	B	527	VAL
3	D	171	THR
3	D	527	VAL
3	F	50	PRO
3	F	58	ILE
3	F	171	THR
3	F	527	VAL
3	H	50	PRO
3	H	58	ILE
3	H	171	THR

Continued on next page...

Continued from previous page...

Mol	Chain	Res	Type
3	H	527	VAL
3	J	171	THR
3	J	527	VAL
3	L	50	PRO
3	L	58	ILE
3	L	171	THR
3	L	527	VAL
3	N	50	PRO
3	N	58	ILE
3	N	171	THR
3	N	527	VAL
3	P	50	PRO
3	P	171	THR
3	P	527	VAL
3	R	50	PRO
3	R	58	ILE
3	R	171	THR
3	R	527	VAL
3	T	50	PRO
3	T	58	ILE
3	T	171	THR
3	T	527	VAL
5	W	155	PRO
5	W	744	ILE
5	W	781	ILE
6	X	1164	VAL
6	X	1179	VAL
6	X	1207	ILE
6	Y	81	ARG
1	f	6	ILE
1	n	6	ILE
2	A	38	PRO
2	C	38	PRO
2	E	38	PRO
2	G	38	PRO
2	I	38	PRO
2	K	38	PRO
2	M	38	PRO
2	O	38	PRO
2	Q	38	PRO
2	S	38	PRO
4	U	126	PRO

Continued on next page...

Continued from previous page...

Mol	Chain	Res	Type
4	V	272	PRO
5	W	411	VAL
6	X	637	PRO
6	Y	266	PRO
6	Y	690	ALA
1	b	6	ILE
1	j	6	ILE
1	n	74	GLN
3	B	64	VAL
3	F	64	VAL
3	H	64	VAL
3	J	64	VAL
3	L	64	VAL
3	N	64	VAL
3	P	64	VAL
3	R	64	VAL
3	T	64	VAL
4	U	296	LEU
5	W	993	PRO
6	X	490	PRO
6	X	922	GLY
6	X	1038	PRO
6	Y	220	ILE
6	Y	671	PRO
5	W	371	PRO
6	X	770	PRO
6	Y	551	PRO
6	Y	917	GLY
1	h	6	ILE
5	W	826	PRO
6	X	440	ILE
6	Y	800	ILE

5.3.2 Protein sidechains [i](#)

In the following table, the Percentiles column shows the percent sidechain outliers of the chain as a percentile score with respect to all PDB entries followed by that with respect to all EM entries.

The Analysed column shows the number of residues for which the sidechain conformation was analysed, and the total number of residues.

Mol	Chain	Analysed	Rotameric	Outliers	Percentiles	
1	b	72/228 (32%)	67 (93%)	5 (7%)	15	44
1	d	72/228 (32%)	68 (94%)	4 (6%)	21	52
1	f	72/228 (32%)	67 (93%)	5 (7%)	15	44
1	h	72/228 (32%)	66 (92%)	6 (8%)	11	36
1	j	72/228 (32%)	67 (93%)	5 (7%)	15	44
1	l	72/228 (32%)	66 (92%)	6 (8%)	11	36
1	n	72/228 (32%)	68 (94%)	4 (6%)	21	52
1	p	72/228 (32%)	68 (94%)	4 (6%)	21	52
1	r	72/228 (32%)	66 (92%)	6 (8%)	11	36
1	t	72/228 (32%)	68 (94%)	4 (6%)	21	52
2	A	34/35 (97%)	27 (79%)	7 (21%)	1	4
2	C	34/35 (97%)	27 (79%)	7 (21%)	1	4
2	E	34/35 (97%)	27 (79%)	7 (21%)	1	4
2	G	32/35 (91%)	25 (78%)	7 (22%)	1	3
2	I	34/35 (97%)	27 (79%)	7 (21%)	1	4
2	K	34/35 (97%)	27 (79%)	7 (21%)	1	4
2	M	32/35 (91%)	25 (78%)	7 (22%)	1	3
2	O	34/35 (97%)	27 (79%)	7 (21%)	1	4
2	Q	34/35 (97%)	27 (79%)	7 (21%)	1	4
2	S	32/35 (91%)	25 (78%)	7 (22%)	1	3
3	B	499/501 (100%)	425 (85%)	74 (15%)	3	13
3	D	499/501 (100%)	425 (85%)	74 (15%)	3	13
3	F	499/501 (100%)	426 (85%)	73 (15%)	3	14
3	H	499/501 (100%)	426 (85%)	73 (15%)	3	14
3	J	499/501 (100%)	423 (85%)	76 (15%)	3	13
3	L	499/501 (100%)	425 (85%)	74 (15%)	3	13
3	N	499/501 (100%)	423 (85%)	76 (15%)	3	13
3	P	499/501 (100%)	423 (85%)	76 (15%)	3	13
3	R	499/501 (100%)	425 (85%)	74 (15%)	3	13
3	T	499/501 (100%)	423 (85%)	76 (15%)	3	13
4	U	325/326 (100%)	305 (94%)	20 (6%)	18	47
4	V	325/326 (100%)	305 (94%)	20 (6%)	18	47

Continued on next page...

Continued from previous page...

Mol	Chain	Analysed	Rotameric	Outliers	Percentiles	
5	W	1082/1092 (99%)	977 (90%)	105 (10%)	8	29
6	X	869/1030 (84%)	736 (85%)	133 (15%)	2	12
6	Y	976/1030 (95%)	864 (88%)	112 (12%)	5	22
All	All	9621/11444 (84%)	8366 (87%)	1255 (13%)	7	17

All (1255) residues with a non-rotameric sidechain are listed below:

Mol	Chain	Res	Type
1	l	4	HIS
1	l	23	THR
1	l	24	LEU
1	l	27	ARG
1	l	59	HIS
1	l	74	GLN
1	b	4	HIS
1	b	27	ARG
1	b	61	ASN
1	b	73	ARG
1	b	74	GLN
1	f	21	ARG
1	f	22	LEU
1	f	24	LEU
1	f	27	ARG
1	f	72	SER
1	d	22	LEU
1	d	27	ARG
1	d	73	ARG
1	d	74	GLN
1	h	3	LEU
1	h	23	THR
1	h	27	ARG
1	h	72	SER
1	h	73	ARG
1	h	74	GLN
1	j	3	LEU
1	j	5	MET
1	j	22	LEU
1	j	27	ARG
1	j	73	ARG
1	n	3	LEU
1	n	4	HIS

Continued on next page...

Continued from previous page...

Mol	Chain	Res	Type
1	n	27	ARG
1	n	74	GLN
1	p	4	HIS
1	p	27	ARG
1	p	71	CYS
1	p	73	ARG
1	r	4	HIS
1	r	5	MET
1	r	27	ARG
1	r	59	HIS
1	r	72	SER
1	r	74	GLN
1	t	3	LEU
1	t	22	LEU
1	t	27	ARG
1	t	59	HIS
2	A	7	SER
2	A	8	VAL
2	A	12	ASN
2	A	23	THR
2	A	27	THR
2	A	41	LEU
2	A	42	ASN
3	B	46	LYS
3	B	47	LEU
3	B	48	TRP
3	B	51	VAL
3	B	67	ARG
3	B	76	GLU
3	B	78	MET
3	B	80	GLU
3	B	95	LEU
3	B	100	LYS
3	B	115	THR
3	B	122	THR
3	B	125	ASP
3	B	128	ASP
3	B	143	MET
3	B	146	GLN
3	B	153	MET
3	B	158	LEU
3	B	171	THR

Continued on next page...

Continued from previous page...

Mol	Chain	Res	Type
3	B	173	ASP
3	B	182	ASN
3	B	193	ILE
3	B	198	ASN
3	B	199	LEU
3	B	206	GLU
3	B	225	THR
3	B	226	LYS
3	B	228	PRO
3	B	248	GLU
3	B	269	LYS
3	B	271	LEU
3	B	272	ASP
3	B	273	LEU
3	B	274	ILE
3	B	278	THR
3	B	309	GLU
3	B	311	ASN
3	B	315	LEU
3	B	319	THR
3	B	320	LEU
3	B	330	GLN
3	B	344	MET
3	B	349	LEU
3	B	352	ASP
3	B	356	THR
3	B	360	TYR
3	B	385	VAL
3	B	390	ASN
3	B	406	ASN
3	B	409	ILE
3	B	418	ASN
3	B	419	MET
3	B	420	LEU
3	B	422	LEU
3	B	428	ARG
3	B	440	LEU
3	B	443	PHE
3	B	454	PHE
3	B	456	ASN
3	B	464	LEU
3	B	466	VAL

Continued on next page...

Continued from previous page...

Mol	Chain	Res	Type
3	B	471	LEU
3	B	493	GLN
3	B	494	THR
3	B	502	LEU
3	B	523	ASP
3	B	536	THR
3	B	549	LEU
3	B	561	ASP
3	B	565	LEU
3	B	610	THR
3	B	612	SER
3	B	613	LEU
3	B	624	LEU
2	C	7	SER
2	C	8	VAL
2	C	12	ASN
2	C	23	THR
2	C	27	THR
2	C	41	LEU
2	C	42	ASN
3	D	46	LYS
3	D	47	LEU
3	D	63	ILE
3	D	76	GLU
3	D	78	MET
3	D	80	GLU
3	D	95	LEU
3	D	100	LYS
3	D	115	THR
3	D	122	THR
3	D	125	ASP
3	D	128	ASP
3	D	142	ILE
3	D	143	MET
3	D	146	GLN
3	D	152	ARG
3	D	153	MET
3	D	158	LEU
3	D	161	LYS
3	D	171	THR
3	D	173	ASP
3	D	182	ASN

Continued on next page...

Continued from previous page...

Mol	Chain	Res	Type
3	D	193	ILE
3	D	198	ASN
3	D	199	LEU
3	D	206	GLU
3	D	225	THR
3	D	226	LYS
3	D	228	PRO
3	D	248	GLU
3	D	269	LYS
3	D	271	LEU
3	D	272	ASP
3	D	273	LEU
3	D	274	ILE
3	D	278	THR
3	D	309	GLU
3	D	311	ASN
3	D	315	LEU
3	D	319	THR
3	D	320	LEU
3	D	330	GLN
3	D	344	MET
3	D	349	LEU
3	D	352	ASP
3	D	356	THR
3	D	360	TYR
3	D	385	VAL
3	D	390	ASN
3	D	409	ILE
3	D	418	ASN
3	D	419	MET
3	D	420	LEU
3	D	422	LEU
3	D	428	ARG
3	D	440	LEU
3	D	443	PHE
3	D	454	PHE
3	D	456	ASN
3	D	464	LEU
3	D	466	VAL
3	D	471	LEU
3	D	493	GLN
3	D	494	THR

Continued on next page...

Continued from previous page...

Mol	Chain	Res	Type
3	D	502	LEU
3	D	523	ASP
3	D	536	THR
3	D	549	LEU
3	D	561	ASP
3	D	565	LEU
3	D	610	THR
3	D	612	SER
3	D	613	LEU
3	D	624	LEU
2	E	7	SER
2	E	8	VAL
2	E	12	ASN
2	E	23	THR
2	E	27	THR
2	E	41	LEU
2	E	42	ASN
3	F	46	LYS
3	F	47	LEU
3	F	48	TRP
3	F	51	VAL
3	F	67	ARG
3	F	76	GLU
3	F	78	MET
3	F	80	GLU
3	F	95	LEU
3	F	100	LYS
3	F	115	THR
3	F	122	THR
3	F	125	ASP
3	F	128	ASP
3	F	143	MET
3	F	146	GLN
3	F	153	MET
3	F	158	LEU
3	F	171	THR
3	F	173	ASP
3	F	182	ASN
3	F	193	ILE
3	F	198	ASN
3	F	199	LEU
3	F	206	GLU

Continued on next page...

Continued from previous page...

Mol	Chain	Res	Type
3	F	225	THR
3	F	226	LYS
3	F	228	PRO
3	F	248	GLU
3	F	269	LYS
3	F	271	LEU
3	F	272	ASP
3	F	273	LEU
3	F	274	ILE
3	F	278	THR
3	F	309	GLU
3	F	311	ASN
3	F	315	LEU
3	F	319	THR
3	F	320	LEU
3	F	330	GLN
3	F	344	MET
3	F	349	LEU
3	F	352	ASP
3	F	356	THR
3	F	360	TYR
3	F	385	VAL
3	F	390	ASN
3	F	409	ILE
3	F	418	ASN
3	F	419	MET
3	F	420	LEU
3	F	422	LEU
3	F	428	ARG
3	F	440	LEU
3	F	443	PHE
3	F	454	PHE
3	F	456	ASN
3	F	464	LEU
3	F	466	VAL
3	F	471	LEU
3	F	493	GLN
3	F	494	THR
3	F	502	LEU
3	F	523	ASP
3	F	536	THR
3	F	549	LEU

Continued on next page...

Continued from previous page...

Mol	Chain	Res	Type
3	F	561	ASP
3	F	565	LEU
3	F	610	THR
3	F	612	SER
3	F	613	LEU
3	F	624	LEU
2	G	7	SER
2	G	8	VAL
2	G	12	ASN
2	G	23	THR
2	G	27	THR
2	G	41	LEU
2	G	42	ASN
3	H	46	LYS
3	H	47	LEU
3	H	48	TRP
3	H	51	VAL
3	H	67	ARG
3	H	76	GLU
3	H	78	MET
3	H	80	GLU
3	H	95	LEU
3	H	100	LYS
3	H	115	THR
3	H	122	THR
3	H	125	ASP
3	H	128	ASP
3	H	143	MET
3	H	146	GLN
3	H	153	MET
3	H	158	LEU
3	H	171	THR
3	H	173	ASP
3	H	182	ASN
3	H	193	ILE
3	H	198	ASN
3	H	199	LEU
3	H	206	GLU
3	H	225	THR
3	H	226	LYS
3	H	228	PRO
3	H	248	GLU

Continued on next page...

Continued from previous page...

Mol	Chain	Res	Type
3	H	269	LYS
3	H	271	LEU
3	H	272	ASP
3	H	273	LEU
3	H	274	ILE
3	H	278	THR
3	H	309	GLU
3	H	311	ASN
3	H	315	LEU
3	H	319	THR
3	H	320	LEU
3	H	330	GLN
3	H	344	MET
3	H	349	LEU
3	H	352	ASP
3	H	356	THR
3	H	360	TYR
3	H	385	VAL
3	H	390	ASN
3	H	409	ILE
3	H	418	ASN
3	H	419	MET
3	H	420	LEU
3	H	422	LEU
3	H	428	ARG
3	H	440	LEU
3	H	443	PHE
3	H	454	PHE
3	H	456	ASN
3	H	464	LEU
3	H	466	VAL
3	H	471	LEU
3	H	493	GLN
3	H	494	THR
3	H	502	LEU
3	H	523	ASP
3	H	536	THR
3	H	549	LEU
3	H	561	ASP
3	H	565	LEU
3	H	610	THR
3	H	612	SER

Continued on next page...

Continued from previous page...

Mol	Chain	Res	Type
3	H	613	LEU
3	H	624	LEU
2	I	7	SER
2	I	8	VAL
2	I	12	ASN
2	I	23	THR
2	I	27	THR
2	I	41	LEU
2	I	42	ASN
3	J	46	LYS
3	J	47	LEU
3	J	48	TRP
3	J	60	SER
3	J	67	ARG
3	J	76	GLU
3	J	78	MET
3	J	80	GLU
3	J	95	LEU
3	J	100	LYS
3	J	115	THR
3	J	122	THR
3	J	125	ASP
3	J	128	ASP
3	J	143	MET
3	J	146	GLN
3	J	153	MET
3	J	158	LEU
3	J	161	LYS
3	J	171	THR
3	J	173	ASP
3	J	182	ASN
3	J	193	ILE
3	J	198	ASN
3	J	199	LEU
3	J	206	GLU
3	J	225	THR
3	J	226	LYS
3	J	228	PRO
3	J	248	GLU
3	J	269	LYS
3	J	271	LEU
3	J	272	ASP

Continued on next page...

Continued from previous page...

Mol	Chain	Res	Type
3	J	273	LEU
3	J	274	ILE
3	J	278	THR
3	J	309	GLU
3	J	311	ASN
3	J	315	LEU
3	J	319	THR
3	J	320	LEU
3	J	323	SER
3	J	330	GLN
3	J	344	MET
3	J	349	LEU
3	J	352	ASP
3	J	356	THR
3	J	360	TYR
3	J	385	VAL
3	J	390	ASN
3	J	406	ASN
3	J	409	ILE
3	J	418	ASN
3	J	419	MET
3	J	420	LEU
3	J	422	LEU
3	J	428	ARG
3	J	440	LEU
3	J	443	PHE
3	J	454	PHE
3	J	456	ASN
3	J	464	LEU
3	J	466	VAL
3	J	471	LEU
3	J	493	GLN
3	J	494	THR
3	J	502	LEU
3	J	523	ASP
3	J	536	THR
3	J	549	LEU
3	J	561	ASP
3	J	565	LEU
3	J	610	THR
3	J	612	SER
3	J	613	LEU

Continued on next page...

Continued from previous page...

Mol	Chain	Res	Type
3	J	624	LEU
2	K	7	SER
2	K	8	VAL
2	K	12	ASN
2	K	23	THR
2	K	27	THR
2	K	41	LEU
2	K	42	ASN
3	L	46	LYS
3	L	47	LEU
3	L	48	TRP
3	L	51	VAL
3	L	67	ARG
3	L	76	GLU
3	L	78	MET
3	L	80	GLU
3	L	95	LEU
3	L	100	LYS
3	L	115	THR
3	L	122	THR
3	L	125	ASP
3	L	128	ASP
3	L	142	ILE
3	L	143	MET
3	L	146	GLN
3	L	153	MET
3	L	158	LEU
3	L	171	THR
3	L	173	ASP
3	L	182	ASN
3	L	193	ILE
3	L	198	ASN
3	L	199	LEU
3	L	206	GLU
3	L	225	THR
3	L	226	LYS
3	L	228	PRO
3	L	248	GLU
3	L	269	LYS
3	L	271	LEU
3	L	272	ASP
3	L	273	LEU

Continued on next page...

Continued from previous page...

Mol	Chain	Res	Type
3	L	274	ILE
3	L	278	THR
3	L	309	GLU
3	L	311	ASN
3	L	315	LEU
3	L	319	THR
3	L	320	LEU
3	L	330	GLN
3	L	344	MET
3	L	349	LEU
3	L	352	ASP
3	L	356	THR
3	L	360	TYR
3	L	385	VAL
3	L	390	ASN
3	L	409	ILE
3	L	418	ASN
3	L	419	MET
3	L	420	LEU
3	L	422	LEU
3	L	428	ARG
3	L	440	LEU
3	L	443	PHE
3	L	454	PHE
3	L	456	ASN
3	L	464	LEU
3	L	466	VAL
3	L	471	LEU
3	L	493	GLN
3	L	494	THR
3	L	502	LEU
3	L	523	ASP
3	L	536	THR
3	L	549	LEU
3	L	561	ASP
3	L	565	LEU
3	L	610	THR
3	L	612	SER
3	L	613	LEU
3	L	624	LEU
2	M	7	SER
2	M	8	VAL

Continued on next page...

Continued from previous page...

Mol	Chain	Res	Type
2	M	12	ASN
2	M	23	THR
2	M	27	THR
2	M	41	LEU
2	M	42	ASN
3	N	46	LYS
3	N	47	LEU
3	N	48	TRP
3	N	51	VAL
3	N	67	ARG
3	N	76	GLU
3	N	78	MET
3	N	80	GLU
3	N	95	LEU
3	N	100	LYS
3	N	115	THR
3	N	122	THR
3	N	125	ASP
3	N	128	ASP
3	N	143	MET
3	N	146	GLN
3	N	153	MET
3	N	158	LEU
3	N	161	LYS
3	N	171	THR
3	N	173	ASP
3	N	182	ASN
3	N	193	ILE
3	N	198	ASN
3	N	199	LEU
3	N	206	GLU
3	N	225	THR
3	N	226	LYS
3	N	228	PRO
3	N	248	GLU
3	N	269	LYS
3	N	271	LEU
3	N	272	ASP
3	N	273	LEU
3	N	274	ILE
3	N	278	THR
3	N	309	GLU

Continued on next page...

Continued from previous page...

Mol	Chain	Res	Type
3	N	311	ASN
3	N	315	LEU
3	N	319	THR
3	N	320	LEU
3	N	322	TYR
3	N	330	GLN
3	N	344	MET
3	N	349	LEU
3	N	352	ASP
3	N	356	THR
3	N	360	TYR
3	N	385	VAL
3	N	390	ASN
3	N	409	ILE
3	N	418	ASN
3	N	419	MET
3	N	420	LEU
3	N	422	LEU
3	N	428	ARG
3	N	440	LEU
3	N	443	PHE
3	N	454	PHE
3	N	456	ASN
3	N	464	LEU
3	N	466	VAL
3	N	471	LEU
3	N	493	GLN
3	N	494	THR
3	N	502	LEU
3	N	523	ASP
3	N	530	ARG
3	N	536	THR
3	N	549	LEU
3	N	561	ASP
3	N	565	LEU
3	N	610	THR
3	N	612	SER
3	N	613	LEU
3	N	624	LEU
2	O	7	SER
2	O	8	VAL
2	O	12	ASN

Continued on next page...

Continued from previous page...

Mol	Chain	Res	Type
2	O	23	THR
2	O	27	THR
2	O	41	LEU
2	O	42	ASN
3	P	46	LYS
3	P	47	LEU
3	P	48	TRP
3	P	51	VAL
3	P	55	VAL
3	P	67	ARG
3	P	76	GLU
3	P	78	MET
3	P	80	GLU
3	P	95	LEU
3	P	100	LYS
3	P	115	THR
3	P	122	THR
3	P	125	ASP
3	P	127	LEU
3	P	128	ASP
3	P	143	MET
3	P	146	GLN
3	P	153	MET
3	P	158	LEU
3	P	171	THR
3	P	173	ASP
3	P	182	ASN
3	P	193	ILE
3	P	198	ASN
3	P	199	LEU
3	P	206	GLU
3	P	225	THR
3	P	226	LYS
3	P	228	PRO
3	P	248	GLU
3	P	269	LYS
3	P	271	LEU
3	P	272	ASP
3	P	273	LEU
3	P	274	ILE
3	P	278	THR
3	P	309	GLU

Continued on next page...

Continued from previous page...

Mol	Chain	Res	Type
3	P	311	ASN
3	P	315	LEU
3	P	319	THR
3	P	320	LEU
3	P	330	GLN
3	P	344	MET
3	P	349	LEU
3	P	352	ASP
3	P	356	THR
3	P	360	TYR
3	P	385	VAL
3	P	390	ASN
3	P	409	ILE
3	P	418	ASN
3	P	419	MET
3	P	420	LEU
3	P	422	LEU
3	P	428	ARG
3	P	440	LEU
3	P	443	PHE
3	P	454	PHE
3	P	456	ASN
3	P	464	LEU
3	P	466	VAL
3	P	471	LEU
3	P	472	ARG
3	P	493	GLN
3	P	494	THR
3	P	502	LEU
3	P	523	ASP
3	P	536	THR
3	P	549	LEU
3	P	561	ASP
3	P	565	LEU
3	P	610	THR
3	P	612	SER
3	P	613	LEU
3	P	624	LEU
2	Q	7	SER
2	Q	8	VAL
2	Q	12	ASN
2	Q	23	THR

Continued on next page...

Continued from previous page...

Mol	Chain	Res	Type
2	Q	27	THR
2	Q	41	LEU
2	Q	42	ASN
3	R	46	LYS
3	R	47	LEU
3	R	48	TRP
3	R	51	VAL
3	R	67	ARG
3	R	76	GLU
3	R	78	MET
3	R	80	GLU
3	R	95	LEU
3	R	100	LYS
3	R	115	THR
3	R	122	THR
3	R	125	ASP
3	R	128	ASP
3	R	143	MET
3	R	146	GLN
3	R	153	MET
3	R	158	LEU
3	R	171	THR
3	R	173	ASP
3	R	182	ASN
3	R	193	ILE
3	R	198	ASN
3	R	199	LEU
3	R	206	GLU
3	R	225	THR
3	R	226	LYS
3	R	228	PRO
3	R	248	GLU
3	R	269	LYS
3	R	271	LEU
3	R	272	ASP
3	R	273	LEU
3	R	274	ILE
3	R	278	THR
3	R	309	GLU
3	R	311	ASN
3	R	315	LEU
3	R	319	THR

Continued on next page...

Continued from previous page...

Mol	Chain	Res	Type
3	R	320	LEU
3	R	330	GLN
3	R	344	MET
3	R	349	LEU
3	R	352	ASP
3	R	356	THR
3	R	360	TYR
3	R	385	VAL
3	R	390	ASN
3	R	409	ILE
3	R	418	ASN
3	R	419	MET
3	R	420	LEU
3	R	422	LEU
3	R	428	ARG
3	R	440	LEU
3	R	443	PHE
3	R	454	PHE
3	R	456	ASN
3	R	464	LEU
3	R	466	VAL
3	R	471	LEU
3	R	493	GLN
3	R	494	THR
3	R	502	LEU
3	R	523	ASP
3	R	530	ARG
3	R	536	THR
3	R	549	LEU
3	R	561	ASP
3	R	565	LEU
3	R	610	THR
3	R	612	SER
3	R	613	LEU
3	R	624	LEU
2	S	7	SER
2	S	8	VAL
2	S	12	ASN
2	S	23	THR
2	S	27	THR
2	S	41	LEU
2	S	42	ASN

Continued on next page...

Continued from previous page...

Mol	Chain	Res	Type
3	T	46	LYS
3	T	47	LEU
3	T	48	TRP
3	T	51	VAL
3	T	67	ARG
3	T	76	GLU
3	T	78	MET
3	T	80	GLU
3	T	95	LEU
3	T	100	LYS
3	T	101	THR
3	T	115	THR
3	T	122	THR
3	T	125	ASP
3	T	128	ASP
3	T	142	ILE
3	T	143	MET
3	T	146	GLN
3	T	153	MET
3	T	158	LEU
3	T	171	THR
3	T	173	ASP
3	T	182	ASN
3	T	193	ILE
3	T	198	ASN
3	T	199	LEU
3	T	206	GLU
3	T	225	THR
3	T	226	LYS
3	T	228	PRO
3	T	248	GLU
3	T	269	LYS
3	T	271	LEU
3	T	272	ASP
3	T	273	LEU
3	T	274	ILE
3	T	278	THR
3	T	309	GLU
3	T	311	ASN
3	T	315	LEU
3	T	319	THR
3	T	320	LEU

Continued on next page...

Continued from previous page...

Mol	Chain	Res	Type
3	T	330	GLN
3	T	344	MET
3	T	349	LEU
3	T	352	ASP
3	T	356	THR
3	T	360	TYR
3	T	385	VAL
3	T	390	ASN
3	T	406	ASN
3	T	409	ILE
3	T	418	ASN
3	T	419	MET
3	T	420	LEU
3	T	422	LEU
3	T	428	ARG
3	T	440	LEU
3	T	443	PHE
3	T	454	PHE
3	T	456	ASN
3	T	464	LEU
3	T	466	VAL
3	T	471	LEU
3	T	493	GLN
3	T	494	THR
3	T	502	LEU
3	T	523	ASP
3	T	536	THR
3	T	549	LEU
3	T	561	ASP
3	T	565	LEU
3	T	610	THR
3	T	612	SER
3	T	613	LEU
3	T	624	LEU
4	U	12	ASN
4	U	16	GLN
4	U	24	ASN
4	U	32	CYS
4	U	35	ARG
4	U	37	TRP
4	U	41	PHE
4	U	83	GLN

Continued on next page...

Continued from previous page...

Mol	Chain	Res	Type
4	U	93	ARG
4	U	94	ASP
4	U	125	TYR
4	U	161	VAL
4	U	164	ASP
4	U	198	GLN
4	U	208	ILE
4	U	242	ASN
4	U	245	GLN
4	U	263	GLN
4	U	291	THR
4	U	297	PRO
4	V	4	ARG
4	V	11	TYR
4	V	23	LEU
4	V	32	CYS
4	V	47	SER
4	V	72	LEU
4	V	95	PRO
4	V	124	ASN
4	V	138	ILE
4	V	182	ILE
4	V	191	ARG
4	V	192	PHE
4	V	196	LEU
4	V	210	TRP
4	V	224	ASN
4	V	238	LYS
4	V	252	ASP
4	V	288	GLN
4	V	354	GLN
4	V	396	GLN
5	W	18	THR
5	W	19	ARG
5	W	30	LEU
5	W	47	LEU
5	W	53	ASP
5	W	79	LEU
5	W	80	ASP
5	W	99	LEU
5	W	136	ASP
5	W	138	LEU

Continued on next page...

Continued from previous page...

Mol	Chain	Res	Type
5	W	145	ASP
5	W	154	PHE
5	W	178	ILE
5	W	196	LYS
5	W	215	ARG
5	W	217	LEU
5	W	219	ASN
5	W	220	LEU
5	W	243	GLN
5	W	257	GLN
5	W	262	MET
5	W	264	GLU
5	W	266	VAL
5	W	285	LEU
5	W	289	TYR
5	W	313	LEU
5	W	319	GLN
5	W	332	ASP
5	W	337	VAL
5	W	340	LEU
5	W	345	ASP
5	W	347	GLN
5	W	381	PHE
5	W	385	THR
5	W	393	ASP
5	W	396	ARG
5	W	400	LEU
5	W	406	ASN
5	W	413	GLN
5	W	415	ASP
5	W	418	TYR
5	W	423	LEU
5	W	424	SER
5	W	428	THR
5	W	444	ASP
5	W	448	ASP
5	W	490	ASP
5	W	507	ASN
5	W	519	LEU
5	W	536	ASP
5	W	557	ASP
5	W	566	LEU

Continued on next page...

Continued from previous page...

Mol	Chain	Res	Type
5	W	591	ASP
5	W	596	ASN
5	W	605	THR
5	W	608	GLN
5	W	621	ASN
5	W	625	ARG
5	W	627	PHE
5	W	629	THR
5	W	637	THR
5	W	641	THR
5	W	643	HIS
5	W	654	GLU
5	W	657	LEU
5	W	672	THR
5	W	679	LEU
5	W	690	ARG
5	W	732	LEU
5	W	734	SER
5	W	742	SER
5	W	746	PHE
5	W	765	PHE
5	W	803	GLU
5	W	824	ARG
5	W	832	LEU
5	W	845	LEU
5	W	854	MET
5	W	894	THR
5	W	897	PHE
5	W	931	LEU
5	W	934	ASN
5	W	935	THR
5	W	938	TYR
5	W	969	ASP
5	W	971	VAL
5	W	980	LEU
5	W	1008	LEU
5	W	1019	TYR
5	W	1055	LEU
5	W	1060	VAL
5	W	1064	GLN
5	W	1065	HIS
5	W	1096	PHE

Continued on next page...

Continued from previous page...

Mol	Chain	Res	Type
5	W	1104	LEU
5	W	1134	VAL
5	W	1136	LEU
5	W	1146	PHE
5	W	1151	ASN
5	W	1177	ASN
5	W	1215	LEU
5	W	1221	PHE
5	W	1235	THR
5	W	1286	THR
5	W	1289	LEU
6	X	194	ILE
6	X	195	ILE
6	X	200	LEU
6	X	201	CYS
6	X	206	LEU
6	X	208	ASP
6	X	215	LEU
6	X	219	LEU
6	X	223	THR
6	X	230	GLN
6	X	245	CYS
6	X	247	THR
6	X	254	ASP
6	X	261	VAL
6	X	262	ARG
6	X	276	THR
6	X	277	VAL
6	X	282	TYR
6	X	283	ILE
6	X	284	ASP
6	X	291	LEU
6	X	298	LEU
6	X	303	GLN
6	X	316	THR
6	X	320	ASP
6	X	323	THR
6	X	328	ARG
6	X	330	ILE
6	X	342	LEU
6	X	370	ARG
6	X	376	LEU

Continued on next page...

Continued from previous page...

Mol	Chain	Res	Type
6	X	386	GLU
6	X	388	MET
6	X	399	ARG
6	X	400	GLU
6	X	406	LEU
6	X	423	CYS
6	X	425	ASN
6	X	429	ASN
6	X	432	ILE
6	X	438	PRO
6	X	455	GLN
6	X	473	VAL
6	X	476	LEU
6	X	480	LEU
6	X	500	ILE
6	X	531	CYS
6	X	540	LEU
6	X	552	ASP
6	X	575	MET
6	X	576	THR
6	X	587	MET
6	X	593	LEU
6	X	597	GLU
6	X	614	GLN
6	X	626	LEU
6	X	644	GLU
6	X	655	GLU
6	X	656	PHE
6	X	658	TYR
6	X	661	THR
6	X	692	THR
6	X	695	SER
6	X	697	MET
6	X	699	ASN
6	X	737	ARG
6	X	747	ILE
6	X	748	GLN
6	X	750	MET
6	X	773	ARG
6	X	776	GLN
6	X	778	ASP
6	X	784	LEU

Continued on next page...

Continued from previous page...

Mol	Chain	Res	Type
6	X	787	ARG
6	X	795	ASP
6	X	799	ASP
6	X	801	ARG
6	X	831	LEU
6	X	844	LEU
6	X	845	PHE
6	X	853	ARG
6	X	862	GLU
6	X	873	GLN
6	X	879	PHE
6	X	880	LEU
6	X	883	ARG
6	X	886	ASP
6	X	889	ARG
6	X	893	VAL
6	X	907	ASP
6	X	914	ASP
6	X	915	LEU
6	X	916	ASP
6	X	919	LEU
6	X	920	LEU
6	X	939	LEU
6	X	945	VAL
6	X	949	HIS
6	X	950	VAL
6	X	963	GLN
6	X	967	THR
6	X	971	GLU
6	X	979	ARG
6	X	992	ASN
6	X	998	PRO
6	X	1004	PHE
6	X	1006	ARG
6	X	1010	ASN
6	X	1012	ARG
6	X	1019	THR
6	X	1030	GLN
6	X	1031	LEU
6	X	1033	ASP
6	X	1044	ASP
6	X	1047	TYR

Continued on next page...

Continued from previous page...

Mol	Chain	Res	Type
6	X	1066	MET
6	X	1074	VAL
6	X	1078	LEU
6	X	1094	LEU
6	X	1095	ASP
6	X	1100	LEU
6	X	1106	LYS
6	X	1112	ILE
6	X	1118	CYS
6	X	1132	ARG
6	X	1140	GLU
6	X	1144	ASP
6	X	1150	ASN
6	X	1155	ASP
6	X	1156	THR
6	X	1160	GLU
6	X	1200	THR
6	X	1204	LEU
6	Y	25	LYS
6	Y	31	ASN
6	Y	37	THR
6	Y	39	PRO
6	Y	61	ASN
6	Y	73	ASN
6	Y	79	ILE
6	Y	82	PRO
6	Y	85	ASP
6	Y	109	THR
6	Y	121	VAL
6	Y	134	GLU
6	Y	158	ARG
6	Y	160	PHE
6	Y	165	ASP
6	Y	166	ASP
6	Y	207	LEU
6	Y	208	ASP
6	Y	215	LEU
6	Y	226	MET
6	Y	231	MET
6	Y	241	ASN
6	Y	242	ARG
6	Y	245	CYS

Continued on next page...

Continued from previous page...

Mol	Chain	Res	Type
6	Y	247	THR
6	Y	257	ARG
6	Y	283	ILE
6	Y	287	GLN
6	Y	306	LEU
6	Y	310	LYS
6	Y	317	PHE
6	Y	320	ASP
6	Y	328	ARG
6	Y	353	GLN
6	Y	370	ARG
6	Y	388	MET
6	Y	392	ASP
6	Y	403	ILE
6	Y	437	ARG
6	Y	453	LEU
6	Y	466	THR
6	Y	479	LEU
6	Y	480	LEU
6	Y	481	ARG
6	Y	486	LEU
6	Y	487	VAL
6	Y	497	ILE
6	Y	499	THR
6	Y	524	ASP
6	Y	531	CYS
6	Y	538	ASN
6	Y	541	VAL
6	Y	547	GLU
6	Y	552	ASP
6	Y	587	MET
6	Y	593	LEU
6	Y	640	ARG
6	Y	649	ASN
6	Y	662	LEU
6	Y	663	GLN
6	Y	686	ARG
6	Y	721	VAL
6	Y	743	THR
6	Y	747	ILE
6	Y	748	GLN
6	Y	753	THR

Continued on next page...

Continued from previous page...

Mol	Chain	Res	Type
6	Y	758	LEU
6	Y	773	ARG
6	Y	778	ASP
6	Y	789	ASP
6	Y	829	THR
6	Y	830	ASN
6	Y	848	ASN
6	Y	886	ASP
6	Y	889	ARG
6	Y	915	LEU
6	Y	939	LEU
6	Y	954	PRO
6	Y	979	ARG
6	Y	987	THR
6	Y	990	ASN
6	Y	992	ASN
6	Y	996	MET
6	Y	1011	VAL
6	Y	1012	ARG
6	Y	1028	GLU
6	Y	1034	ASP
6	Y	1037	VAL
6	Y	1050	ASP
6	Y	1063	VAL
6	Y	1078	LEU
6	Y	1085	LEU
6	Y	1086	HIS
6	Y	1095	ASP
6	Y	1100	LEU
6	Y	1116	PRO
6	Y	1123	GLN
6	Y	1144	ASP
6	Y	1146	LEU
6	Y	1149	THR
6	Y	1154	ILE
6	Y	1156	THR
6	Y	1160	GLU
6	Y	1169	TRP
6	Y	1184	LEU
6	Y	1194	LEU
6	Y	1195	TYR
6	Y	1198	ASN

Continued on next page...

Continued from previous page...

Mol	Chain	Res	Type
6	Y	1204	LEU
6	Y	1209	TYR
6	Y	1211	ARG
6	Y	1214	THR

Sometimes sidechains can be flipped to improve hydrogen bonding and reduce clashes. All (375) such sidechains are listed below:

Mol	Chain	Res	Type
1	l	37	HIS
1	l	59	HIS
1	b	37	HIS
1	b	59	HIS
1	b	61	ASN
1	f	37	HIS
1	d	37	HIS
1	d	59	HIS
1	d	74	GLN
1	h	37	HIS
1	j	8	GLN
1	j	37	HIS
1	n	8	GLN
1	n	37	HIS
1	n	74	GLN
1	p	37	HIS
1	p	74	GLN
1	r	4	HIS
1	r	37	HIS
1	r	74	GLN
1	t	37	HIS
1	t	59	HIS
2	A	9	ASN
2	A	12	ASN
3	B	144	ASN
3	B	160	GLN
3	B	198	ASN
3	B	209	ASN
3	B	233	HIS
3	B	311	ASN
3	B	312	ASN
3	B	330	GLN
3	B	363	ASN
3	B	383	GLN

Continued on next page...

Continued from previous page...

Mol	Chain	Res	Type
3	B	390	ASN
3	B	410	ASN
3	B	418	ASN
3	B	421	HIS
3	B	423	GLN
3	B	453	ASN
3	B	456	ASN
3	B	579	ASN
3	B	585	GLN
3	B	635	GLN
2	C	9	ASN
3	D	144	ASN
3	D	160	GLN
3	D	198	ASN
3	D	209	ASN
3	D	233	HIS
3	D	311	ASN
3	D	312	ASN
3	D	330	GLN
3	D	363	ASN
3	D	383	GLN
3	D	390	ASN
3	D	406	ASN
3	D	410	ASN
3	D	418	ASN
3	D	421	HIS
3	D	423	GLN
3	D	453	ASN
3	D	456	ASN
3	D	515	ASN
3	D	579	ASN
3	D	585	GLN
3	D	635	GLN
2	E	9	ASN
3	F	144	ASN
3	F	160	GLN
3	F	198	ASN
3	F	209	ASN
3	F	233	HIS
3	F	311	ASN
3	F	312	ASN
3	F	330	GLN

Continued on next page...

Continued from previous page...

Mol	Chain	Res	Type
3	F	383	GLN
3	F	390	ASN
3	F	410	ASN
3	F	418	ASN
3	F	421	HIS
3	F	423	GLN
3	F	453	ASN
3	F	456	ASN
3	F	515	ASN
3	F	579	ASN
3	F	585	GLN
3	F	635	GLN
2	G	12	ASN
3	H	141	GLN
3	H	160	GLN
3	H	198	ASN
3	H	233	HIS
3	H	311	ASN
3	H	312	ASN
3	H	330	GLN
3	H	363	ASN
3	H	383	GLN
3	H	410	ASN
3	H	418	ASN
3	H	421	HIS
3	H	423	GLN
3	H	453	ASN
3	H	456	ASN
3	H	515	ASN
3	H	579	ASN
3	H	585	GLN
3	H	635	GLN
2	I	9	ASN
3	J	141	GLN
3	J	160	GLN
3	J	198	ASN
3	J	209	ASN
3	J	233	HIS
3	J	311	ASN
3	J	312	ASN
3	J	330	GLN
3	J	363	ASN

Continued on next page...

Continued from previous page...

Mol	Chain	Res	Type
3	J	383	GLN
3	J	390	ASN
3	J	410	ASN
3	J	418	ASN
3	J	421	HIS
3	J	423	GLN
3	J	453	ASN
3	J	456	ASN
3	J	515	ASN
3	J	579	ASN
3	J	585	GLN
3	J	635	GLN
2	K	9	ASN
3	L	144	ASN
3	L	198	ASN
3	L	209	ASN
3	L	233	HIS
3	L	311	ASN
3	L	312	ASN
3	L	330	GLN
3	L	383	GLN
3	L	390	ASN
3	L	410	ASN
3	L	418	ASN
3	L	421	HIS
3	L	423	GLN
3	L	453	ASN
3	L	456	ASN
3	L	515	ASN
3	L	579	ASN
3	L	585	GLN
3	L	635	GLN
3	N	141	GLN
3	N	198	ASN
3	N	233	HIS
3	N	311	ASN
3	N	312	ASN
3	N	330	GLN
3	N	363	ASN
3	N	383	GLN
3	N	390	ASN
3	N	410	ASN

Continued on next page...

Continued from previous page...

Mol	Chain	Res	Type
3	N	418	ASN
3	N	421	HIS
3	N	423	GLN
3	N	453	ASN
3	N	456	ASN
3	N	515	ASN
3	N	579	ASN
3	N	585	GLN
3	N	635	GLN
2	O	9	ASN
2	O	12	ASN
3	P	141	GLN
3	P	198	ASN
3	P	209	ASN
3	P	233	HIS
3	P	311	ASN
3	P	312	ASN
3	P	330	GLN
3	P	363	ASN
3	P	383	GLN
3	P	410	ASN
3	P	418	ASN
3	P	421	HIS
3	P	423	GLN
3	P	453	ASN
3	P	456	ASN
3	P	515	ASN
3	P	579	ASN
3	P	585	GLN
3	P	635	GLN
2	Q	3	ASN
2	Q	9	ASN
3	R	144	ASN
3	R	198	ASN
3	R	209	ASN
3	R	233	HIS
3	R	311	ASN
3	R	312	ASN
3	R	330	GLN
3	R	363	ASN
3	R	383	GLN
3	R	410	ASN

Continued on next page...

Continued from previous page...

Mol	Chain	Res	Type
3	R	418	ASN
3	R	421	HIS
3	R	423	GLN
3	R	453	ASN
3	R	456	ASN
3	R	515	ASN
3	R	579	ASN
3	R	585	GLN
3	R	628	GLN
3	R	635	GLN
3	T	144	ASN
3	T	198	ASN
3	T	233	HIS
3	T	311	ASN
3	T	312	ASN
3	T	330	GLN
3	T	363	ASN
3	T	383	GLN
3	T	390	ASN
3	T	410	ASN
3	T	418	ASN
3	T	423	GLN
3	T	453	ASN
3	T	456	ASN
3	T	492	ASN
3	T	515	ASN
3	T	579	ASN
3	T	585	GLN
3	T	635	GLN
4	U	3	GLN
4	U	12	ASN
4	U	24	ASN
4	U	27	GLN
4	U	43	HIS
4	U	69	ASN
4	U	75	HIS
4	U	124	ASN
4	U	140	GLN
4	U	153	GLN
4	U	158	HIS
4	U	198	GLN
4	U	224	ASN

Continued on next page...

Continued from previous page...

Mol	Chain	Res	Type
4	U	242	ASN
4	U	245	GLN
4	U	251	ASN
4	U	263	GLN
4	U	275	GLN
4	U	276	HIS
4	U	310	GLN
4	U	314	ASN
4	U	343	GLN
4	U	357	ASN
4	U	377	ASN
4	U	387	GLN
4	U	399	GLN
4	V	3	GLN
4	V	12	ASN
4	V	75	HIS
4	V	88	GLN
4	V	124	ASN
4	V	140	GLN
4	V	187	GLN
4	V	195	GLN
4	V	224	ASN
4	V	245	GLN
4	V	263	GLN
4	V	338	HIS
4	V	354	GLN
4	V	357	ASN
4	V	387	GLN
4	V	396	GLN
4	V	399	GLN
5	W	35	GLN
5	W	38	ASN
5	W	89	HIS
5	W	108	ASN
5	W	163	ASN
5	W	219	ASN
5	W	229	HIS
5	W	243	GLN
5	W	257	GLN
5	W	319	GLN
5	W	347	GLN
5	W	406	ASN

Continued on next page...

Continued from previous page...

Mol	Chain	Res	Type
5	W	596	ASN
5	W	630	GLN
5	W	638	HIS
5	W	651	ASN
5	W	685	ASN
5	W	768	ASN
5	W	788	GLN
5	W	816	ASN
5	W	830	HIS
5	W	916	GLN
5	W	934	ASN
5	W	1014	ASN
5	W	1038	ASN
5	W	1066	ASN
5	W	1151	ASN
5	W	1189	ASN
5	W	1249	HIS
5	W	1283	GLN
6	X	214	HIS
6	X	230	GLN
6	X	248	ASN
6	X	303	GLN
6	X	353	GLN
6	X	356	ASN
6	X	425	ASN
6	X	429	ASN
6	X	506	GLN
6	X	559	HIS
6	X	635	GLN
6	X	645	HIS
6	X	649	ASN
6	X	652	GLN
6	X	673	ASN
6	X	681	ASN
6	X	682	GLN
6	X	748	GLN
6	X	777	ASN
6	X	826	GLN
6	X	854	ASN
6	X	855	GLN
6	X	940	GLN
6	X	962	GLN

Continued on next page...

Continued from previous page...

Mol	Chain	Res	Type
6	X	973	ASN
6	X	986	GLN
6	X	1025	ASN
6	X	1053	GLN
6	X	1091	GLN
6	X	1108	ASN
6	X	1143	ASN
6	X	1150	ASN
6	X	1182	ASN
6	X	1192	ASN
6	Y	48	GLN
6	Y	49	GLN
6	Y	57	GLN
6	Y	113	ASN
6	Y	140	HIS
6	Y	308	ASN
6	Y	356	ASN
6	Y	358	GLN
6	Y	410	HIS
6	Y	415	GLN
6	Y	429	ASN
6	Y	559	HIS
6	Y	614	GLN
6	Y	617	HIS
6	Y	627	ASN
6	Y	632	ASN
6	Y	649	ASN
6	Y	663	GLN
6	Y	713	ASN
6	Y	722	ASN
6	Y	748	GLN
6	Y	776	GLN
6	Y	826	GLN
6	Y	835	HIS
6	Y	848	ASN
6	Y	875	GLN
6	Y	906	ASN
6	Y	956	HIS
6	Y	958	HIS
6	Y	973	ASN
6	Y	976	ASN
6	Y	981	ASN

Continued on next page...

Continued from previous page...

Mol	Chain	Res	Type
6	Y	990	ASN
6	Y	1010	ASN
6	Y	1030	GLN
6	Y	1150	ASN
6	Y	1198	ASN

5.3.3 RNA [i](#)

There are no RNA molecules in this entry.

5.4 Non-standard residues in protein, DNA, RNA chains [i](#)

There are no non-standard protein/DNA/RNA residues in this entry.

5.5 Carbohydrates [i](#)

There are no monosaccharides in this entry.

5.6 Ligand geometry [i](#)

10 ligands are modelled in this entry.

In the following table, the Counts columns list the number of bonds (or angles) for which Mogul statistics could be retrieved, the number of bonds (or angles) that are observed in the model and the number of bonds (or angles) that are defined in the Chemical Component Dictionary. The Link column lists molecule types, if any, to which the group is linked. The Z score for a bond length (or angle) is the number of standard deviations the observed value is removed from the expected value. A bond length (or angle) with $|Z| > 2$ is considered an outlier worth inspection. RMSZ is the root-mean-square of all Z scores of the bond lengths (or angles).

Mol	Type	Chain	Res	Link	Bond lengths			Bond angles		
					Counts	RMSZ	$\# Z > 2$	Counts	RMSZ	$\# Z > 2$
7	MYR	I	101	2	14,14,15	0.46	0	13,13,15	0.55	0
7	MYR	C	101	2	14,14,15	0.46	0	13,13,15	0.55	0
7	MYR	E	101	2	14,14,15	0.46	0	13,13,15	0.56	0
7	MYR	K	101	2	14,14,15	0.46	0	13,13,15	0.56	0
7	MYR	Q	101	2	14,14,15	0.46	0	13,13,15	0.56	0
7	MYR	M	101	2	14,14,15	0.46	0	13,13,15	0.56	0
7	MYR	S	101	2	14,14,15	0.46	0	13,13,15	0.56	0
7	MYR	G	101	2	14,14,15	0.46	0	13,13,15	0.55	0
7	MYR	O	101	2	14,14,15	0.46	0	13,13,15	0.56	0

Mol	Type	Chain	Res	Link	Bond lengths			Bond angles		
					Counts	RMSZ	# Z > 2	Counts	RMSZ	# Z > 2
7	MYR	A	101	2	14,14,15	0.46	0	13,13,15	0.56	0

In the following table, the Chirals column lists the number of chiral outliers, the number of chiral centers analysed, the number of these observed in the model and the number defined in the Chemical Component Dictionary. Similar counts are reported in the Torsion and Rings columns. '-' means no outliers of that kind were identified.

Mol	Type	Chain	Res	Link	Chirals	Torsions	Rings
7	MYR	I	101	2	-	8/11/12/13	-
7	MYR	C	101	2	-	8/11/12/13	-
7	MYR	E	101	2	-	8/11/12/13	-
7	MYR	K	101	2	-	8/11/12/13	-
7	MYR	Q	101	2	-	8/11/12/13	-
7	MYR	M	101	2	-	8/11/12/13	-
7	MYR	S	101	2	-	8/11/12/13	-
7	MYR	G	101	2	-	8/11/12/13	-
7	MYR	O	101	2	-	8/11/12/13	-
7	MYR	A	101	2	-	8/11/12/13	-

There are no bond length outliers.

There are no bond angle outliers.

There are no chirality outliers.

All (80) torsion outliers are listed below:

Mol	Chain	Res	Type	Atoms
7	C	101	MYR	C3-C4-C5-C6
7	G	101	MYR	C3-C4-C5-C6
7	O	101	MYR	C3-C4-C5-C6
7	A	101	MYR	C3-C4-C5-C6
7	E	101	MYR	C3-C4-C5-C6
7	I	101	MYR	C3-C4-C5-C6
7	K	101	MYR	C3-C4-C5-C6
7	M	101	MYR	C3-C4-C5-C6
7	Q	101	MYR	C3-C4-C5-C6
7	S	101	MYR	C3-C4-C5-C6
7	A	101	MYR	C11-C12-C13-C14
7	C	101	MYR	C11-C12-C13-C14
7	E	101	MYR	C11-C12-C13-C14

Continued on next page...

Continued from previous page...

Mol	Chain	Res	Type	Atoms
7	G	101	MYR	C11-C12-C13-C14
7	I	101	MYR	C11-C12-C13-C14
7	K	101	MYR	C11-C12-C13-C14
7	M	101	MYR	C11-C12-C13-C14
7	O	101	MYR	C11-C12-C13-C14
7	Q	101	MYR	C11-C12-C13-C14
7	S	101	MYR	C11-C12-C13-C14
7	C	101	MYR	C2-C3-C4-C5
7	A	101	MYR	C2-C3-C4-C5
7	A	101	MYR	C6-C7-C8-C9
7	C	101	MYR	C6-C7-C8-C9
7	E	101	MYR	C2-C3-C4-C5
7	E	101	MYR	C6-C7-C8-C9
7	G	101	MYR	C2-C3-C4-C5
7	G	101	MYR	C6-C7-C8-C9
7	I	101	MYR	C2-C3-C4-C5
7	I	101	MYR	C6-C7-C8-C9
7	K	101	MYR	C6-C7-C8-C9
7	M	101	MYR	C2-C3-C4-C5
7	M	101	MYR	C6-C7-C8-C9
7	O	101	MYR	C2-C3-C4-C5
7	O	101	MYR	C6-C7-C8-C9
7	Q	101	MYR	C2-C3-C4-C5
7	Q	101	MYR	C6-C7-C8-C9
7	S	101	MYR	C2-C3-C4-C5
7	S	101	MYR	C6-C7-C8-C9
7	K	101	MYR	C2-C3-C4-C5
7	G	101	MYR	C11-C10-C9-C8
7	A	101	MYR	C11-C10-C9-C8
7	C	101	MYR	C11-C10-C9-C8
7	E	101	MYR	C11-C10-C9-C8
7	I	101	MYR	C11-C10-C9-C8
7	K	101	MYR	C11-C10-C9-C8
7	M	101	MYR	C11-C10-C9-C8
7	O	101	MYR	C11-C10-C9-C8
7	Q	101	MYR	C11-C10-C9-C8
7	S	101	MYR	C11-C10-C9-C8
7	C	101	MYR	C4-C5-C6-C7
7	I	101	MYR	C4-C5-C6-C7
7	A	101	MYR	C4-C5-C6-C7
7	E	101	MYR	C4-C5-C6-C7
7	G	101	MYR	C4-C5-C6-C7

Continued on next page...

Continued from previous page...

Mol	Chain	Res	Type	Atoms
7	S	101	MYR	C4-C5-C6-C7
7	K	101	MYR	C4-C5-C6-C7
7	M	101	MYR	C4-C5-C6-C7
7	O	101	MYR	C4-C5-C6-C7
7	Q	101	MYR	C4-C5-C6-C7
7	A	101	MYR	C1-C2-C3-C4
7	C	101	MYR	C1-C2-C3-C4
7	E	101	MYR	C1-C2-C3-C4
7	G	101	MYR	C1-C2-C3-C4
7	I	101	MYR	C1-C2-C3-C4
7	K	101	MYR	C1-C2-C3-C4
7	M	101	MYR	C1-C2-C3-C4
7	O	101	MYR	C1-C2-C3-C4
7	Q	101	MYR	C1-C2-C3-C4
7	S	101	MYR	C1-C2-C3-C4
7	I	101	MYR	C5-C6-C7-C8
7	C	101	MYR	C5-C6-C7-C8
7	G	101	MYR	C5-C6-C7-C8
7	S	101	MYR	C5-C6-C7-C8
7	A	101	MYR	C5-C6-C7-C8
7	E	101	MYR	C5-C6-C7-C8
7	M	101	MYR	C5-C6-C7-C8
7	K	101	MYR	C5-C6-C7-C8
7	O	101	MYR	C5-C6-C7-C8
7	Q	101	MYR	C5-C6-C7-C8

There are no ring outliers.

10 monomers are involved in 283 short contacts:

Mol	Chain	Res	Type	Clashes	Symm-Clashes
7	I	101	MYR	29	0
7	C	101	MYR	33	0
7	E	101	MYR	27	0
7	K	101	MYR	27	0
7	Q	101	MYR	27	0
7	M	101	MYR	26	0
7	S	101	MYR	30	0
7	G	101	MYR	29	0
7	O	101	MYR	28	0
7	A	101	MYR	27	0

5.7 Other polymers [i](#)

There are no such residues in this entry.

5.8 Polymer linkage issues [i](#)

The following chains have linkage breaks:

Mol	Chain	Number of breaks
1	b	1

All chain breaks are listed below:

Model	Chain	Residue-1	Atom-1	Residue-2	Atom-2	Distance (Å)
1	b	74:GLN	C	75:PRO	N	1.68


6 Map visualisation [i](#)

This section contains visualisations of the EMDB entry EMD-6969. These allow visual inspection of the internal detail of the map and identification of artifacts.


No raw map or half-maps were deposited for this entry and therefore no images, graphs, etc. pertaining to the raw map can be shown.

6.1 Orthogonal projections [i](#)


6.1.1 Primary map



X



Y




Z


The images above show the map projected in three orthogonal directions.

6.2 Central slices [i](#)


6.2.1 Primary map



X Index: 450



Y Index: 450

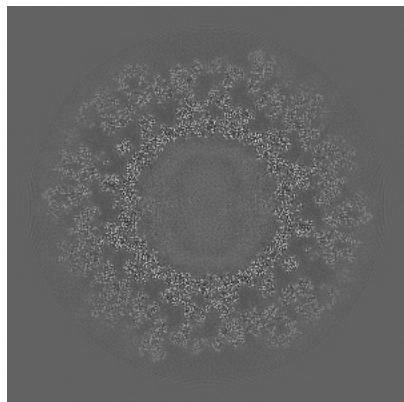


Z Index: 450

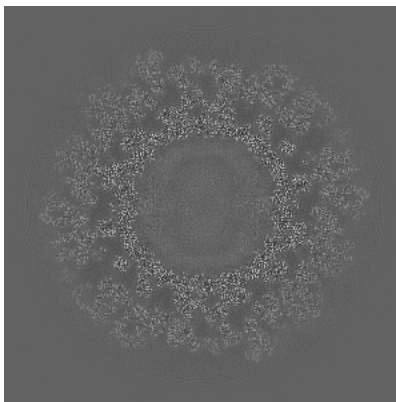
The images above show central slices of the map in three orthogonal directions.

6.3 Largest variance slices [i](#)

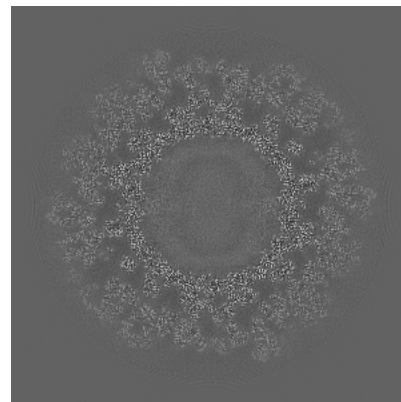
6.3.1 Primary map



X Index: 241



Y Index: 659



Z Index: 659

The images above show the largest variance slices of the map in three orthogonal directions.

6.4 Orthogonal surface views [i](#)

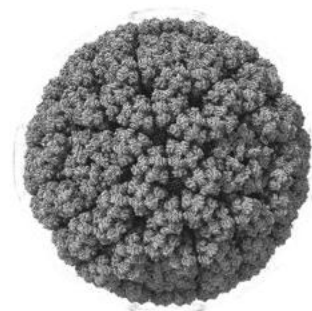
6.4.1 Primary map



X



Y



Z

The images above show the 3D surface view of the map at the recommended contour level 9.0. These images, in conjunction with the slice images, may facilitate assessment of whether an appropriate contour level has been provided.

6.5 Mask visualisation [i](#)

This section shows the 3D surface view of the primary map at 50% transparency overlaid with the specified mask at 0% transparency


A mask typically either:

- Encompasses the whole structure
- Separates out a domain, a functional unit, a monomer or an area of interest from a larger structure


6.5.1 emd_6969_msk_1.map [i](#)



X



Y

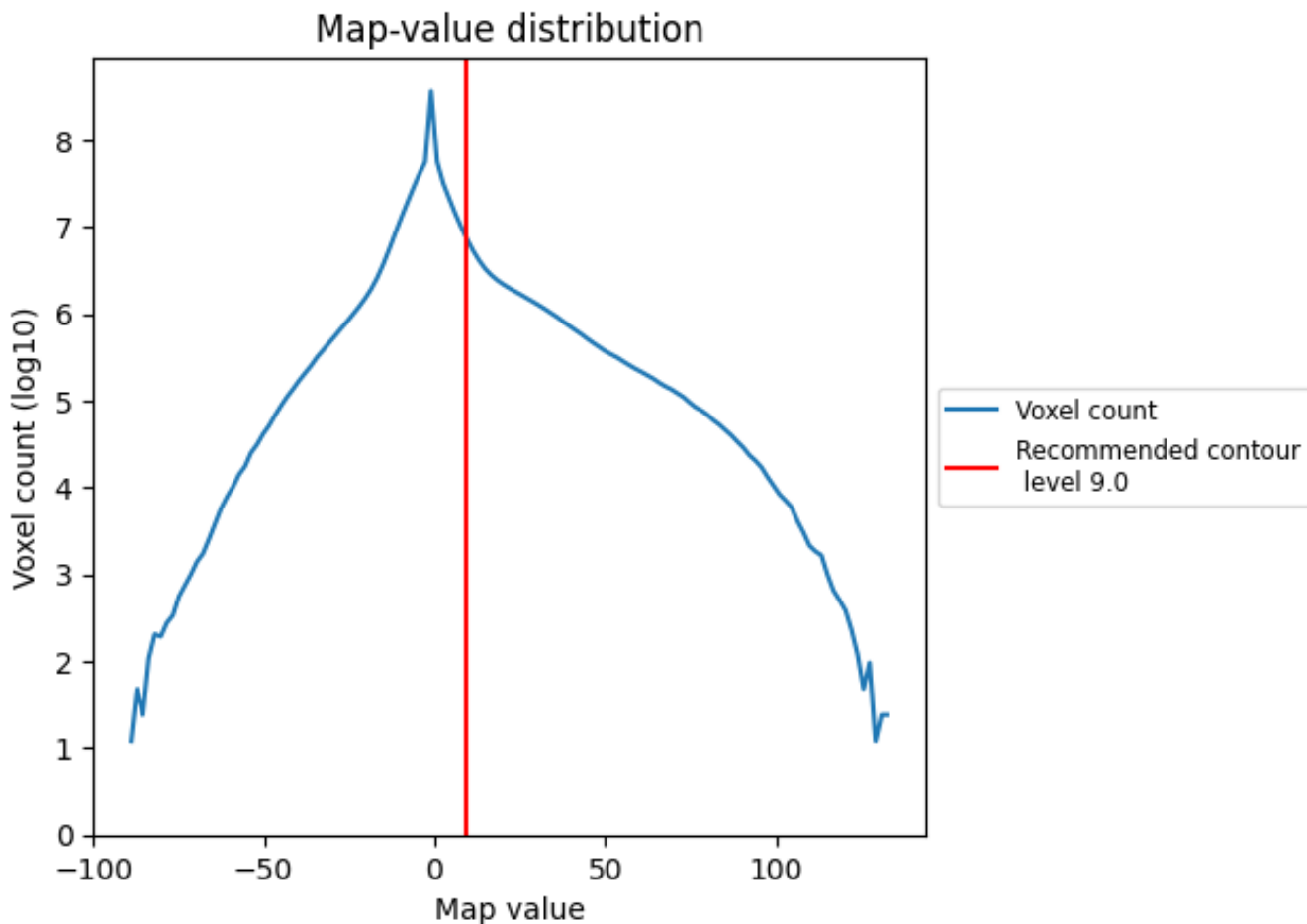


Z

7 Map analysis [i](#)

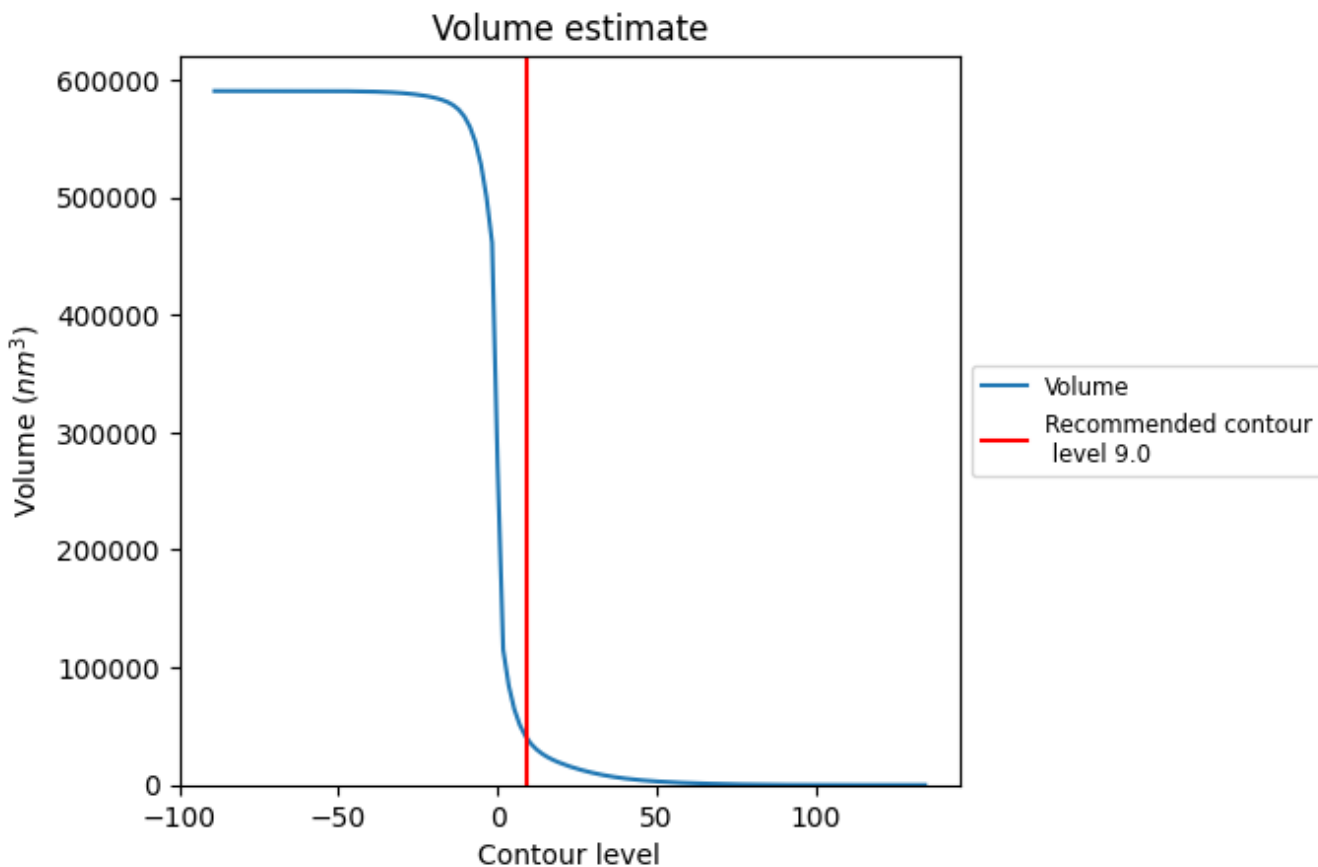
This section contains the results of statistical analysis of the map.

7.1 Map-value distribution [i](#)



The map-value distribution is plotted in 128 intervals along the x-axis. The y-axis is logarithmic. A spike in this graph at zero usually indicates that the volume has been masked.

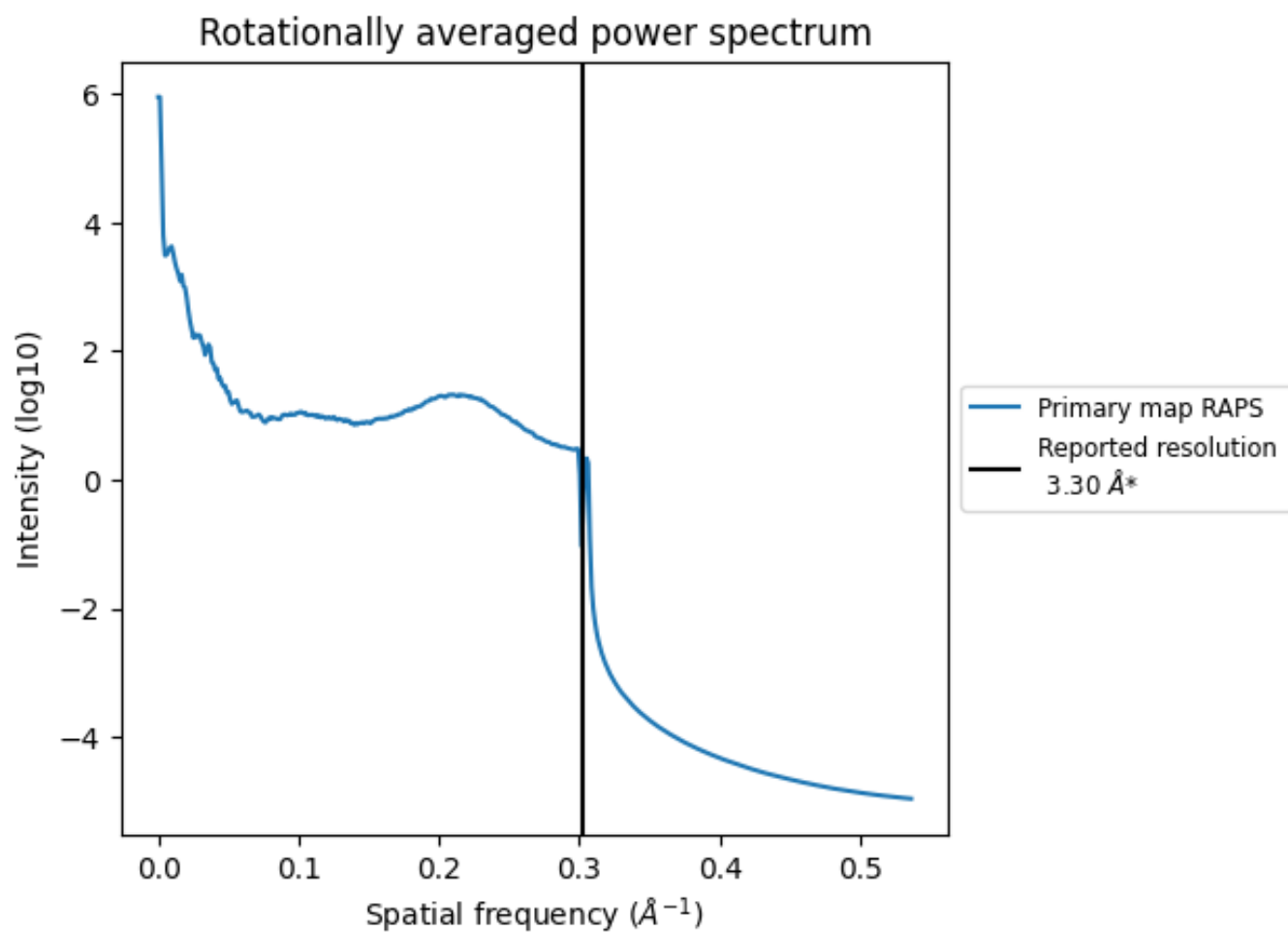
7.2 Volume estimate [i](#)



The volume at the recommended contour level is 40818 nm^3 ; this corresponds to an approximate mass of 36872 kDa.

The volume estimate graph shows how the enclosed volume varies with the contour level. The recommended contour level is shown as a vertical line and the intersection between the line and the curve gives the volume of the enclosed surface at the given level.

7.3 Rotationally averaged power spectrum [i](#)



*Reported resolution corresponds to spatial frequency of 0.303\AA^{-1}

8 Fourier-Shell correlation


This section was not generated. No FSC curve or half-maps provided.

9 Map-model fit [i](#)


This section contains information regarding the fit between EMDB map EMD-6969 and PDB model 5ZVT. Per-residue inclusion information can be found in section 3 on page 9.

9.1 Map-model overlays

9.1.1 Map-model overlay [i](#)

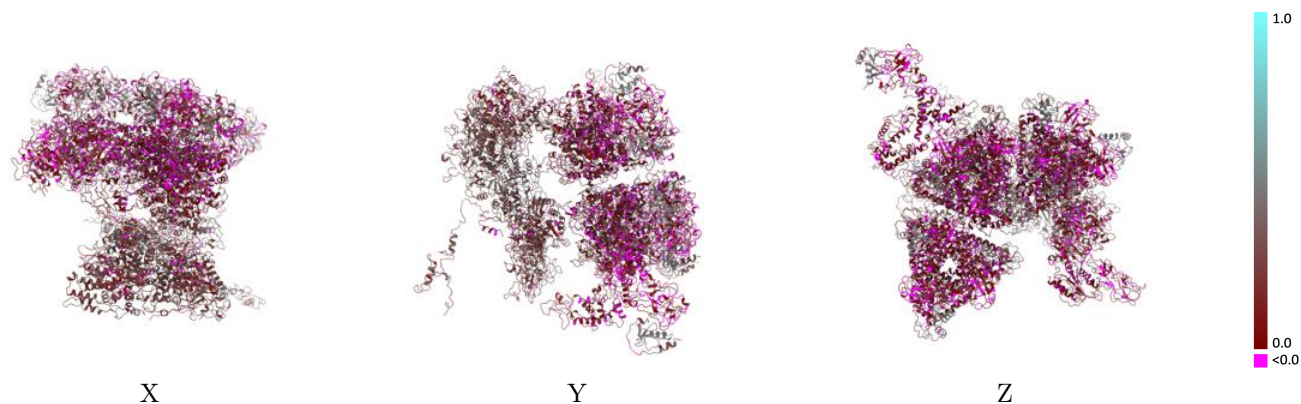


9.1.2 Map-model assembly overlay [i](#)



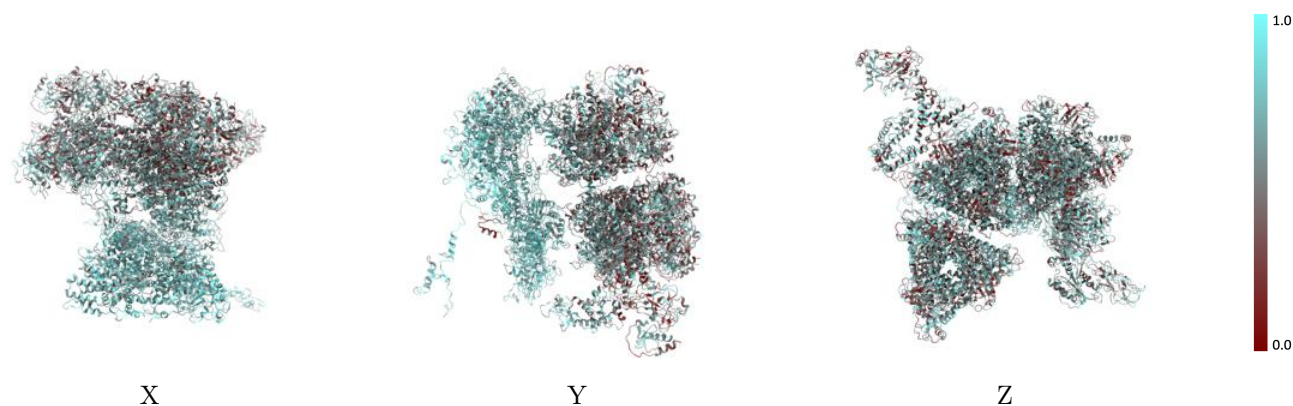
The images above show the 3D surface view of the map at the recommended contour level 9.0 at 50% transparency in yellow overlaid with a ribbon representation of the model coloured in blue. These images allow for the visual assessment of the quality of fit between the atomic model and the map.

9.2 Q-score mapped to coordinate model [i](#)



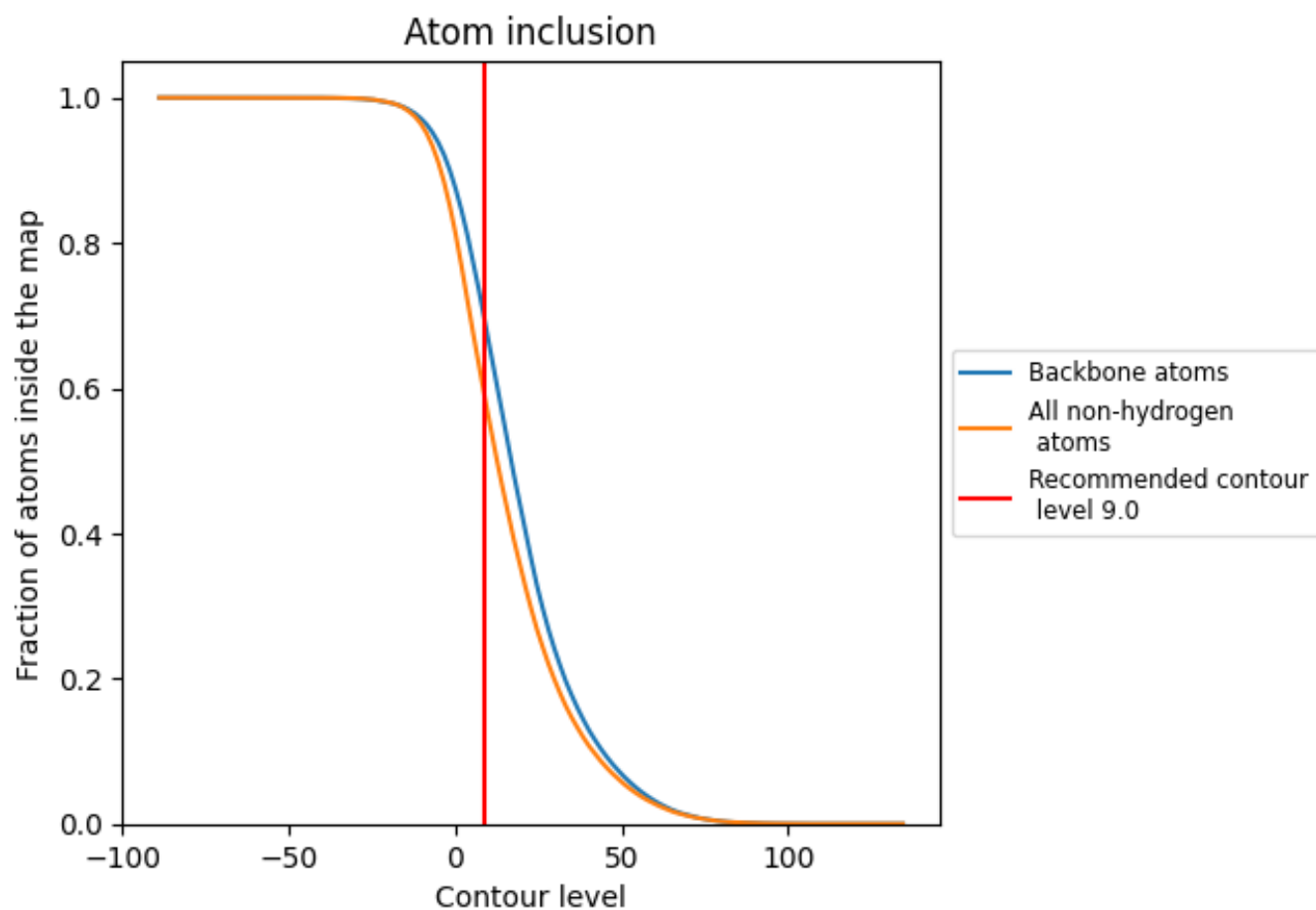
The images above show the model with each residue coloured according to its Q-score. This shows their resolvability in the map with higher Q-score values reflecting better resolvability. Please note: Q-score is calculating the resolvability of atoms, and thus high values are only expected at resolutions at which atoms can be resolved. Low Q-score values may therefore be expected for many entries.

9.3 Atom inclusion mapped to coordinate model [i](#)



The images above show the model with each residue coloured according to its atom inclusion. This shows to what extent they are inside the map at the recommended contour level (9.0).









































































9.4 Atom inclusion [i](#)



At the recommended contour level, 69% of all backbone atoms, 58% of all non-hydrogen atoms, are inside the map.

9.5 Map-model fit summary

The table lists the average atom inclusion at the recommended contour level (9.0) and Q-score for the entire model and for each chain.

Chain	Atom inclusion	Q-score
All	 0.5825	 0.1950
A	 0.5016	 0.1370
B	 0.4820	 0.1040
C	 0.5180	 0.1540
D	 0.5203	 0.1290
E	 0.5180	 0.1500
F	 0.5268	 0.1390
G	 0.5302	 0.1670
H	 0.5221	 0.1340
I	 0.5049	 0.1360
J	 0.5115	 0.1220
K	 0.5279	 0.1550
L	 0.5070	 0.1240
M	 0.4799	 0.1230
N	 0.5110	 0.1200
O	 0.5344	 0.1600
P	 0.5196	 0.1270
Q	 0.5213	 0.1220
R	 0.5068	 0.1210
S	 0.5604	 0.1760
T	 0.5236	 0.1310
U	 0.6806	 0.2370
V	 0.7021	 0.2490
W	 0.5820	 0.1600
X	 0.7512	 0.3170
Y	 0.7450	 0.3150
b	 0.5455	 0.3850
d	 0.6163	 0.3980
f	 0.5963	 0.4170
h	 0.5809	 0.4070
j	 0.5809	 0.4010
l	 0.5639	 0.3930
n	 0.6379	 0.4120
p	 0.5378	 0.4020
r	 0.5670	 0.4080
t	 0.4407	 0.3620

