



Full wwPDB EM Validation Report ⓘ

Nov 20, 2022 – 05:36 pm GMT

PDB ID : 3ZBI
EMDB ID : EMD-2233
Title : Fitting result in the O-layer of the subnanometer structure of the bacterial pKM101 type IV secretion system core complex digested with elastase
Authors : Rivera-Calzada, A.; Fronzes, R.; Savva, C.G.; Chandran, V.; Lian, P.W.; Laeremans, T.; Pardon, E.; Steyaert, J.; Remaut, H.; Waksman, G.; Orlova, E.V.
Deposited on : 2012-11-10
Resolution : 8.50 Å (reported)
Based on initial model : 3JQO

This is a Full wwPDB EM Validation Report for a publicly released PDB entry.

We welcome your comments at validation@mail.wwpdb.org

A user guide is available at

<https://www.wwpdb.org/validation/2017/EMValidationReportHelp>

with specific help available everywhere you see the ⓘ symbol.

The types of validation reports are described at

<http://www.wwpdb.org/validation/2017/FAQs#types>.

The following versions of software and data (see [references ⓘ](#)) were used in the production of this report:

EMDB validation analysis : 0.0.1.dev43
MolProbity : 4.02b-467
Percentile statistics : 20191225.v01 (using entries in the PDB archive December 25th 2019)
MapQ : 1.9.9
Ideal geometry (proteins) : Engh & Huber (2001)
Ideal geometry (DNA, RNA) : Parkinson et al. (1996)
Validation Pipeline (wwPDB-VP) : 2.31.2

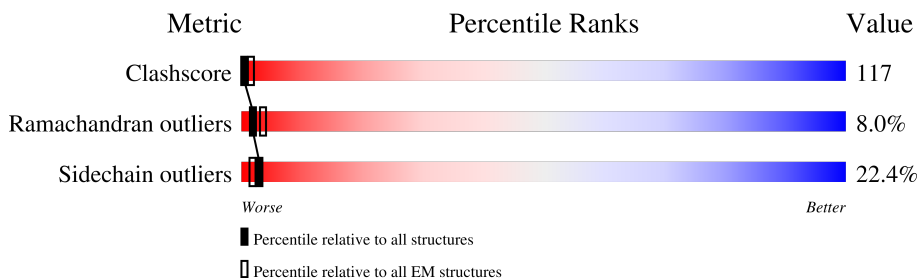
1 Overall quality at a glance

The following experimental techniques were used to determine the structure:

ELECTRON MICROSCOPY

The reported resolution of this entry is 8.50 Å.

Percentile scores (ranging between 0-100) for global validation metrics of the entry are shown in the following graphic. The table shows the number of entries on which the scores are based.



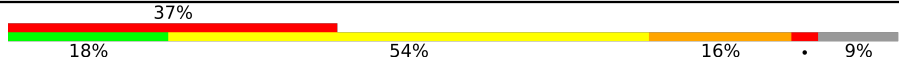

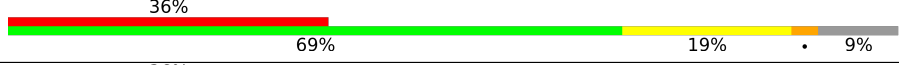

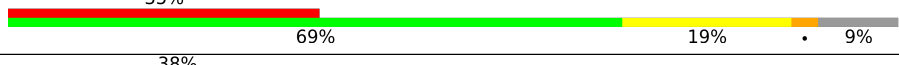
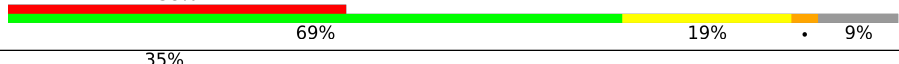
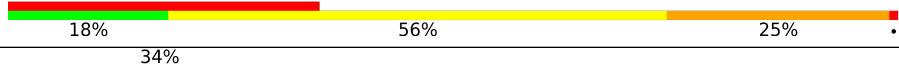
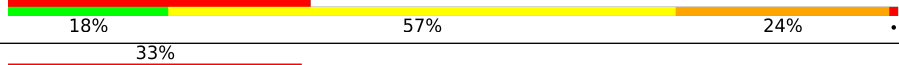
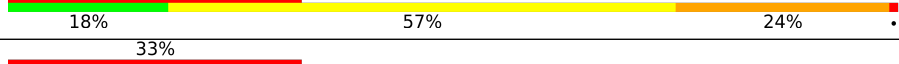
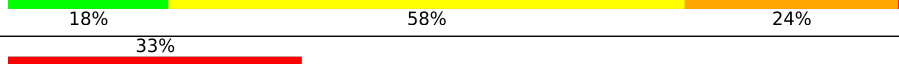

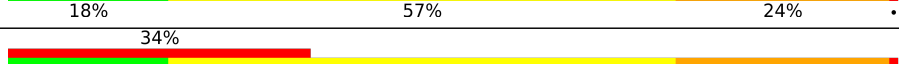
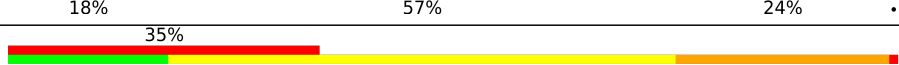
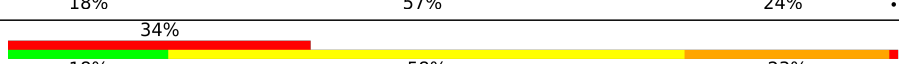

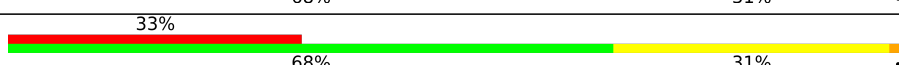
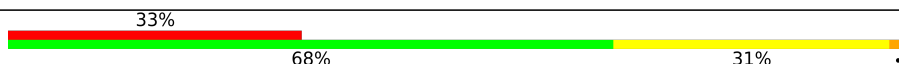
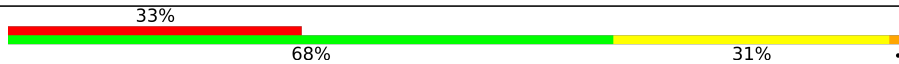
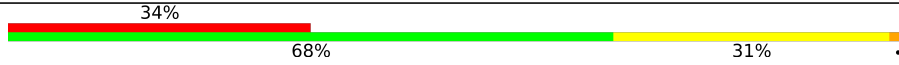






Metric	Whole archive (#Entries)	EM structures (#Entries)
Clashscore	158937	4297
Ramachandran outliers	154571	4023
Sidechain outliers	154315	3826

The table below summarises the geometric issues observed across the polymeric chains and their fit to the map. The red, orange, yellow and green segments of the bar indicate the fraction of residues that contain outliers for ≥ 3 , 2, 1 and 0 types of geometric quality criteria respectively. A grey segment represents the fraction of residues that are not modelled. The numeric value for each fraction is indicated below the corresponding segment, with a dot representing fractions $\leq 5\%$. The upper red bar (where present) indicates the fraction of residues that have poor fit to the EM map (all-atom inclusion $< 40\%$). The numeric value is given above the bar.

Mol	Chain	Length	Quality of chain
1	A	216	
1	D	216	
1	G	216	
1	J	216	
1	M	216	
1	P	216	
1	S	216	
1	V	216	

Continued on next page...

Continued from previous page...

Mol	Chain	Length	Quality of chain
1	Y	216	
1	b	216	
1	e	216	
1	h	216	
1	k	216	
1	n	216	
2	B	130	
2	E	130	
2	H	130	
2	K	130	
2	N	130	
2	Q	130	
2	T	130	
2	W	130	
2	Z	130	
2	c	130	
2	f	130	
2	i	130	
2	l	130	
2	o	130	
3	C	48	
3	F	48	
3	I	48	
3	L	48	
3	O	48	

Continued on next page...

Continued from previous page...

Mol	Chain	Length	Quality of chain
3	R	48	<p>21% 21% 31% 8% 40%</p>
3	U	48	<p>21% 19% 33% 8% 40%</p>
3	X	48	<p>23% 21% 31% 8% 40%</p>
3	a	48	<p>21% 48% 12% 40%</p>
3	d	48	<p>21% 48% 12% 40%</p>
3	g	48	<p>21% 48% 12% 40%</p>
3	j	48	<p>21% 48% 12% 40%</p>
3	m	48	<p>21% 48% 12% 40%</p>
3	p	48	<p>21% 48% 12% 40%</p>

2 Entry composition [i](#)

There are 3 unique types of molecules in this entry. The entry contains 37884 atoms, of which 0 are hydrogens and 0 are deuteriums.

In the tables below, the AltConf column contains the number of residues with at least one atom in alternate conformation and the Trace column contains the number of residues modelled with at most 2 atoms.

- Molecule 1 is a protein called TRAF PROTEIN.

Mol	Chain	Residues	Atoms					AltConf	Trace
			Total	C	N	O	S		
1	A	197	1459	903	256	293	7	0	1
1	D	197	1459	903	256	293	7	0	1
1	G	197	1459	903	256	293	7	0	1
1	J	197	1459	903	256	293	7	0	1
1	M	197	1459	903	256	293	7	0	1
1	P	197	1459	903	256	293	7	0	1
1	S	197	1459	903	256	293	7	0	1
1	V	197	1459	903	256	293	7	0	1
1	Y	197	1459	903	256	293	7	0	1
1	b	197	1459	903	256	293	7	0	1
1	e	197	1459	903	256	293	7	0	1
1	h	197	1459	903	256	293	7	0	1
1	k	197	1459	903	256	293	7	0	1
1	n	197	1459	903	256	293	7	0	1

There are 14 discrepancies between the modelled and reference sequences:

Chain	Residue	Modelled	Actual	Comment	Reference
A	846	ARG	ALA	conflict	UNP Q46705
D	846	ARG	ALA	conflict	UNP Q46705

Continued on next page...

Continued from previous page...

Chain	Residue	Modelled	Actual	Comment	Reference
G	846	ARG	ALA	conflict	UNP Q46705
J	846	ARG	ALA	conflict	UNP Q46705
M	846	ARG	ALA	conflict	UNP Q46705
P	846	ARG	ALA	conflict	UNP Q46705
S	846	ARG	ALA	conflict	UNP Q46705
V	846	ARG	ALA	conflict	UNP Q46705
Y	846	ARG	ALA	conflict	UNP Q46705
b	846	ARG	ALA	conflict	UNP Q46705
e	846	ARG	ALA	conflict	UNP Q46705
h	846	ARG	ALA	conflict	UNP Q46705
k	846	ARG	ALA	conflict	UNP Q46705
n	846	ARG	ALA	conflict	UNP Q46705

- Molecule 2 is a protein called TRAO PROTEIN.

Mol	Chain	Residues	Atoms					AltConf	Trace
			Total	C	N	O	S		
2	B	130	1034	648	193	190	3	0	0
2	E	130	1034	648	193	190	3	0	0
2	H	130	1034	648	193	190	3	0	0
2	K	130	1034	648	193	190	3	0	0
2	N	130	1034	648	193	190	3	0	0
2	Q	130	1034	648	193	190	3	0	0
2	T	130	1034	648	193	190	3	0	0
2	W	130	1034	648	193	190	3	0	0
2	Z	130	1034	648	193	190	3	0	0
2	c	130	1034	648	193	190	3	0	0
2	f	130	1034	648	193	190	3	0	0
2	i	130	1034	648	193	190	3	0	0
2	l	130	1034	648	193	190	3	0	0

Continued on next page...

Continued from previous page...

Mol	Chain	Residues	Atoms					AltConf	Trace
2	o	130	Total	C	N	O	S	0	0
			1034	648	193	190	3		

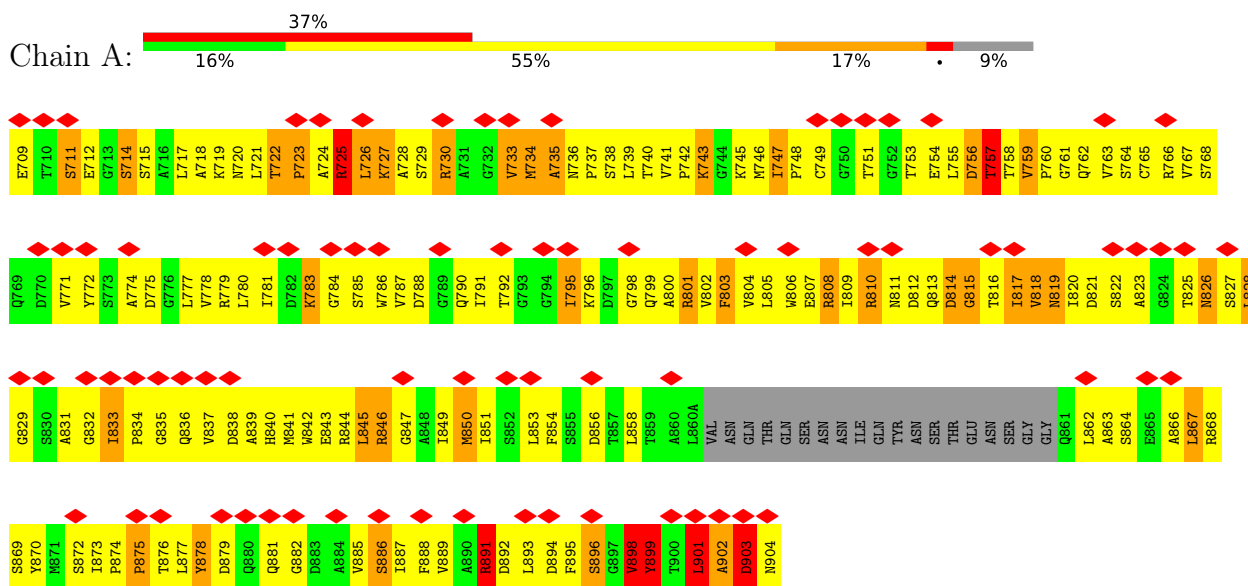
- Molecule 3 is a protein called TRAN PROTEIN.

Mol	Chain	Residues	Atoms					AltConf	Trace
3	C	29	Total	C	N	O	S	0	1
			213	132	37	43	1		
3	F	29	Total	C	N	O	S	0	1
			213	132	37	43	1		
3	I	29	Total	C	N	O	S	0	1
			213	132	37	43	1		
3	L	29	Total	C	N	O	S	0	1
			213	132	37	43	1		
3	O	29	Total	C	N	O	S	0	1
			213	132	37	43	1		
3	R	29	Total	C	N	O	S	0	1
			213	132	37	43	1		
3	U	29	Total	C	N	O	S	0	1
			213	132	37	43	1		
3	X	29	Total	C	N	O	S	0	1
			213	132	37	43	1		
3	a	29	Total	C	N	O	S	0	1
			213	132	37	43	1		
3	d	29	Total	C	N	O	S	0	1
			213	132	37	43	1		
3	g	29	Total	C	N	O	S	0	1
			213	132	37	43	1		
3	j	29	Total	C	N	O	S	0	1
			213	132	37	43	1		
3	m	29	Total	C	N	O	S	0	1
			213	132	37	43	1		
3	p	29	Total	C	N	O	S	0	1
			213	132	37	43	1		

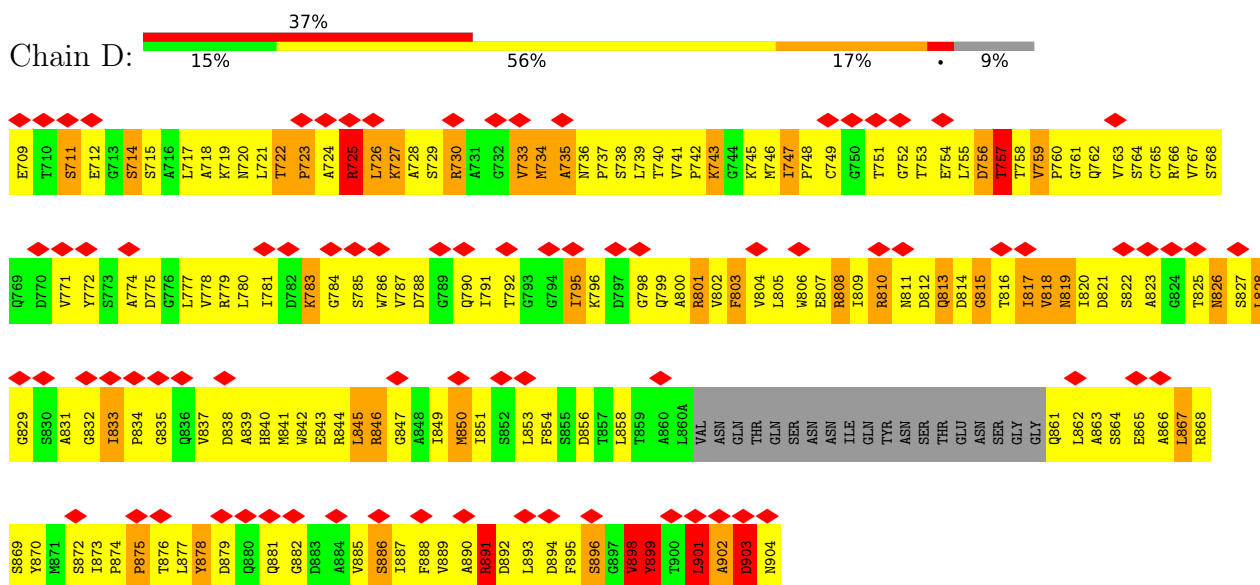
3 Residue-property plots

These plots are drawn for all protein, RNA, DNA and oligosaccharide chains in the entry. The first graphic for a chain summarises the proportions of the various outlier classes displayed in the second graphic. The second graphic shows the sequence view annotated by issues in geometry and atom inclusion in map density. Residues are color-coded according to the number of geometric quality criteria for which they contain at least one outlier: green = 0, yellow = 1, orange = 2 and red = 3 or more. A red diamond above a residue indicates a poor fit to the EM map for this residue (all-atom inclusion < 40%). Stretches of 2 or more consecutive residues without any outlier are shown as a green connector. Residues present in the sample, but not in the model, are shown in grey.

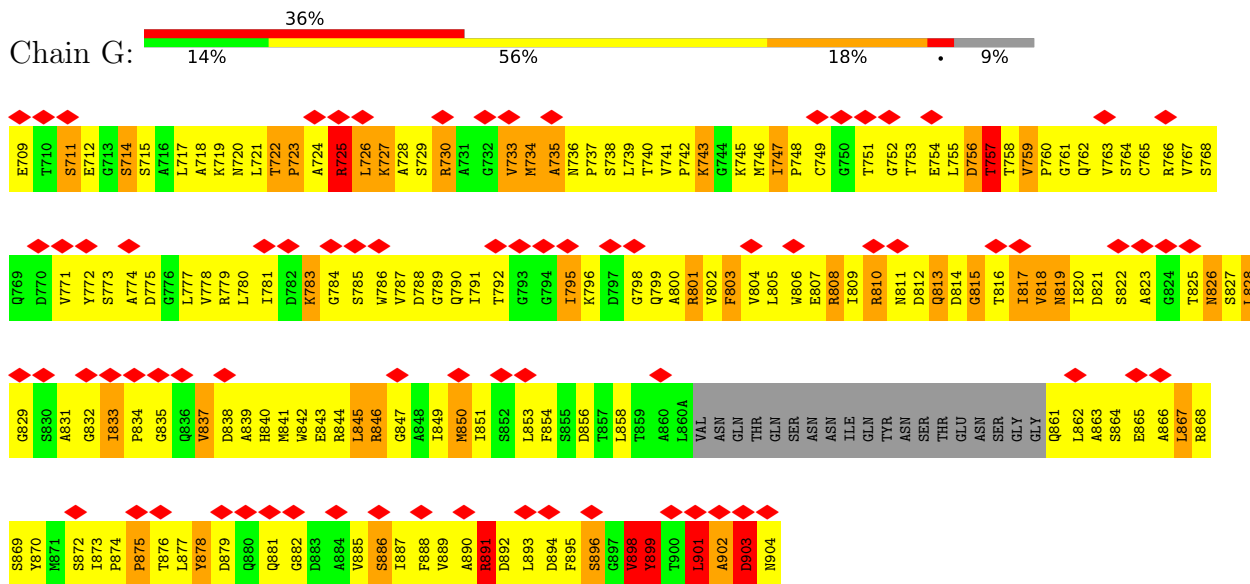
• Molecule 1: TRAF PROTEIN



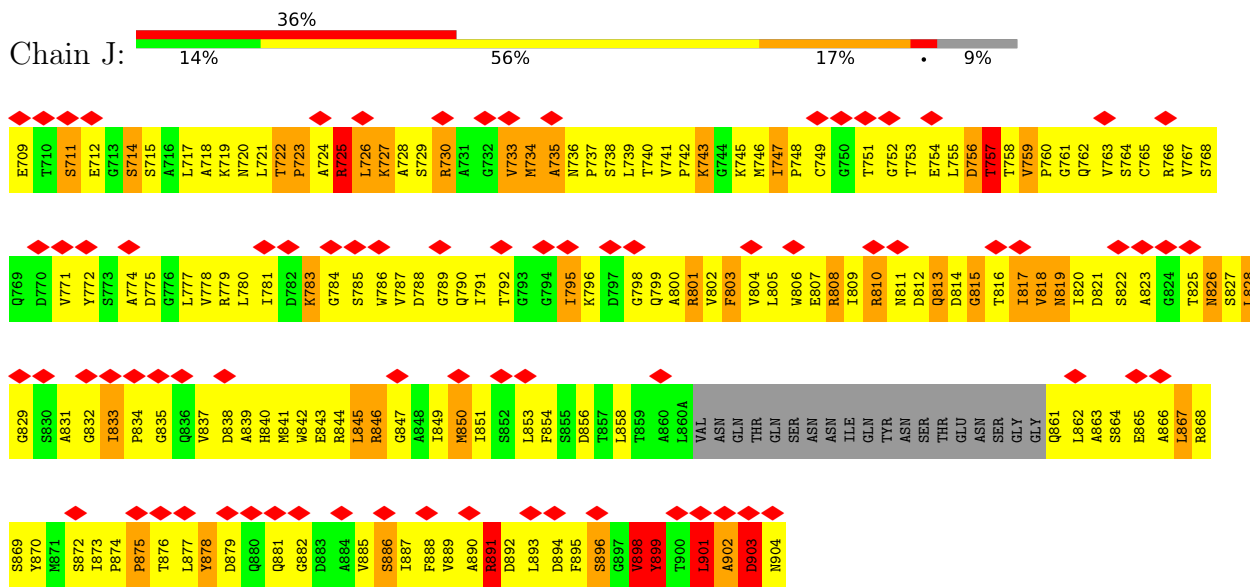
• Molecule 1: TRAF PROTEIN



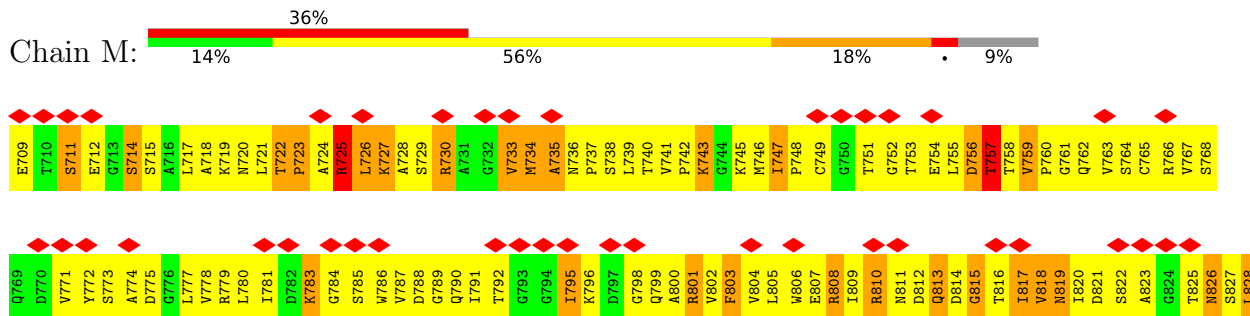
• Molecule 1: TRAF PROTEIN

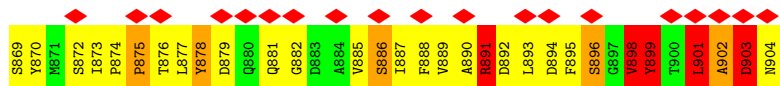
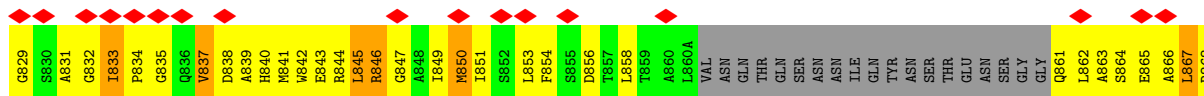


• Molecule 1: TRAF PROTEIN

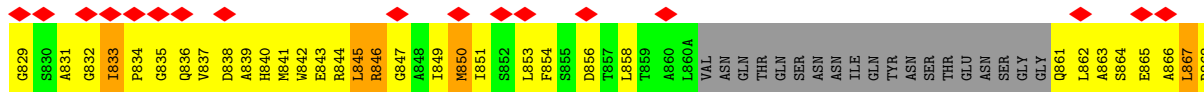
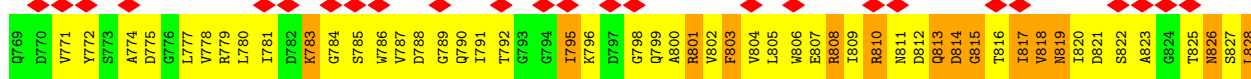
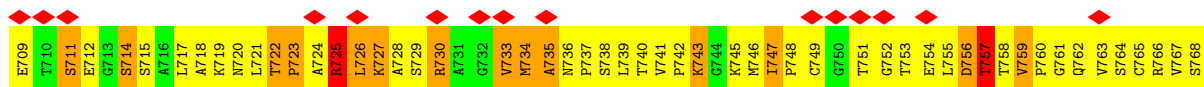
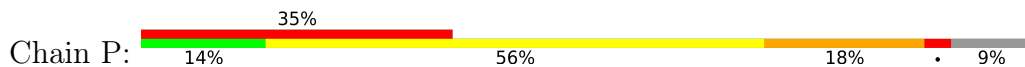


• Molecule 1: TRAF PROTEIN

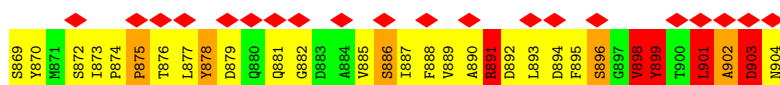
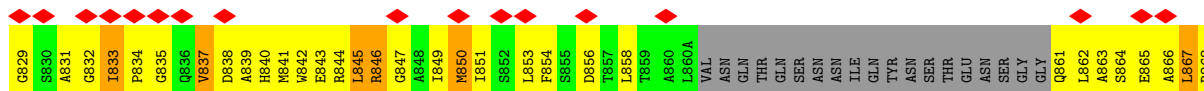
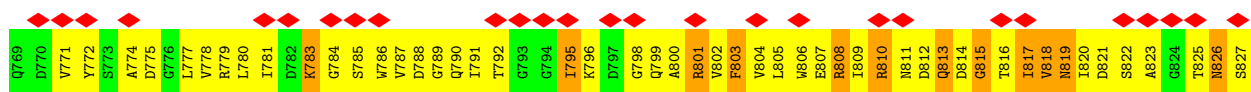
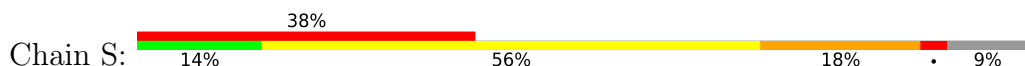




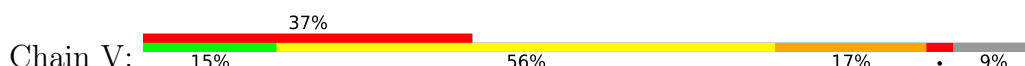
• Molecule 1: TRAF PROTEIN

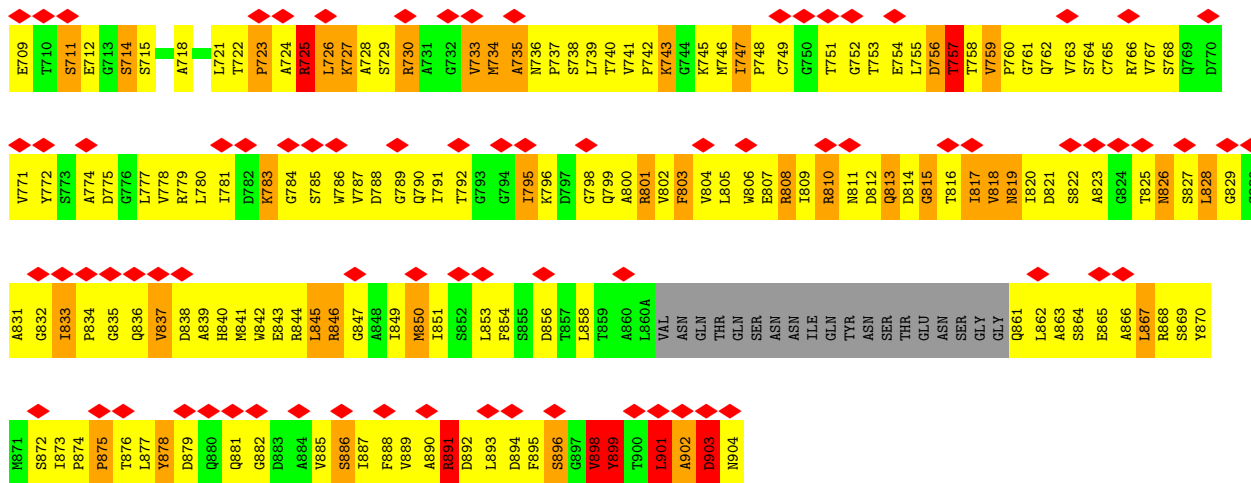


• Molecule 1: TRAF PROTEIN

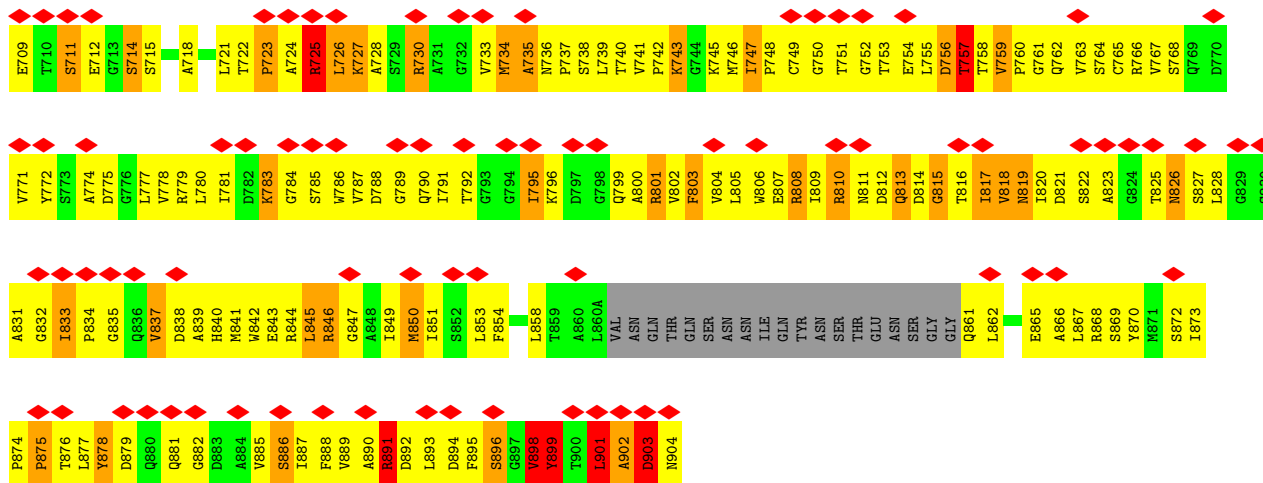
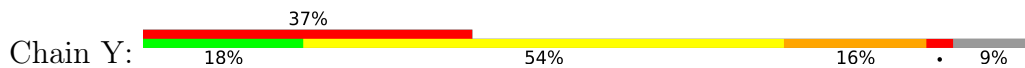


• Molecule 1: TRAF PROTEIN

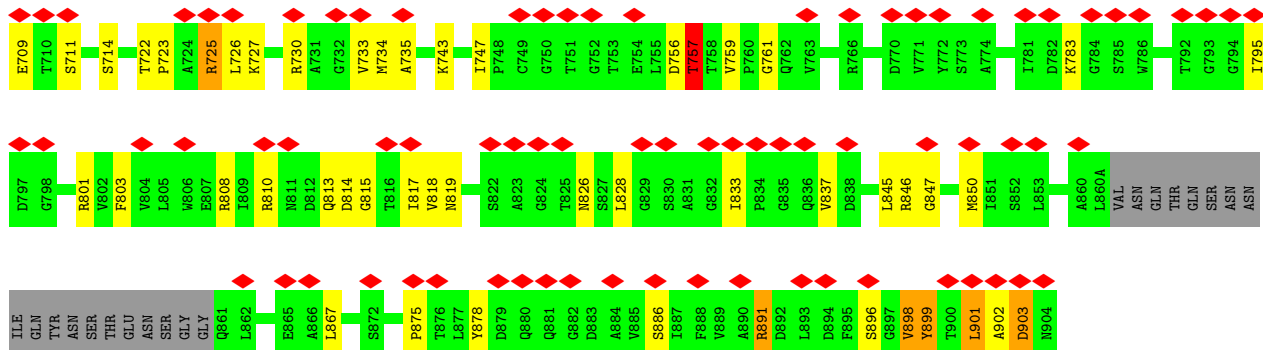




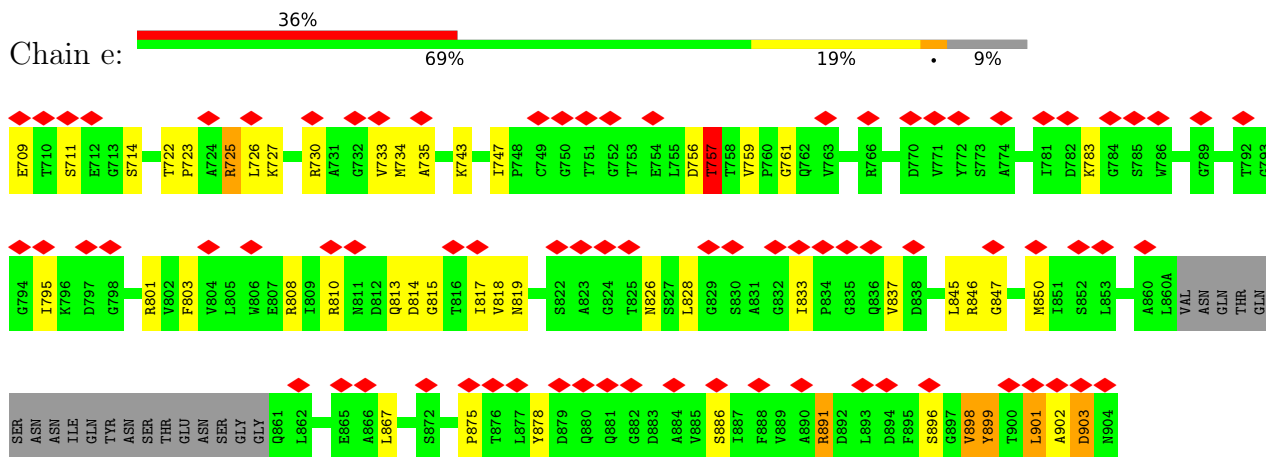
• Molecule 1: TRAF PROTEIN



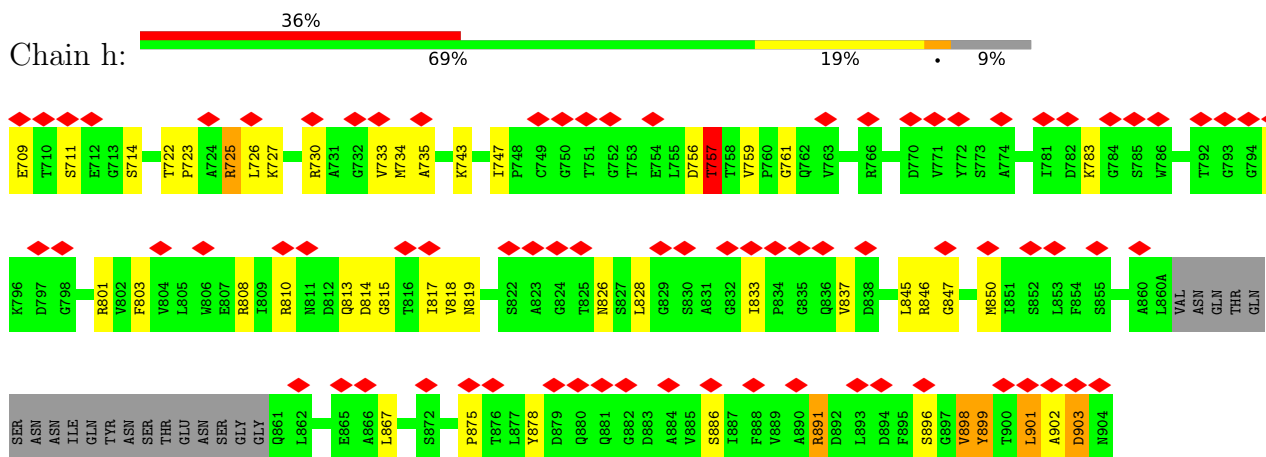
• Molecule 1: TRAF PROTEIN



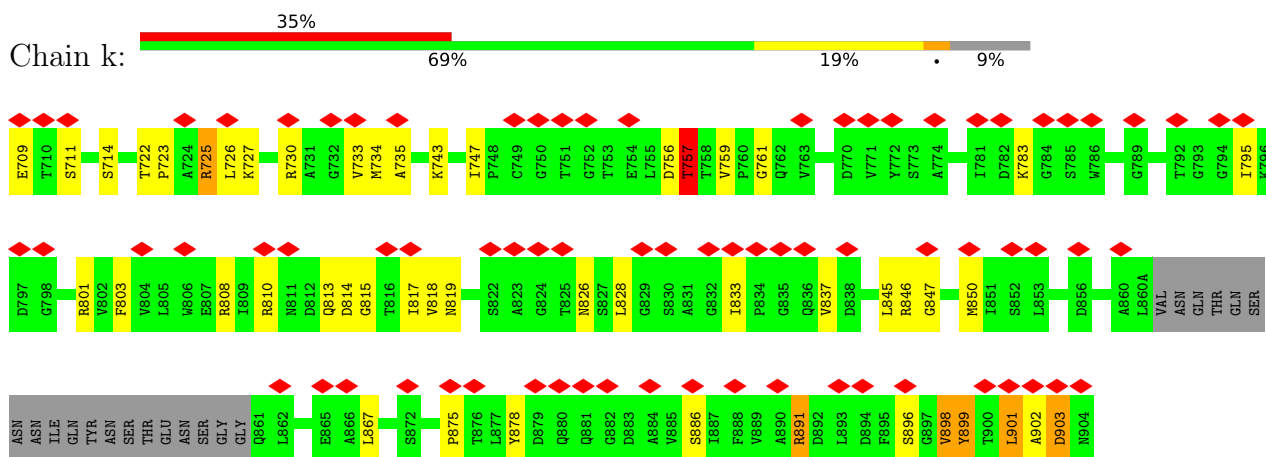
• Molecule 1: TRAF PROTEIN



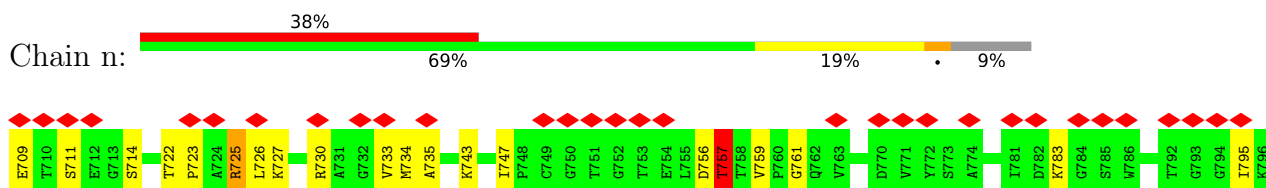
• Molecule 1: TRAF PROTEIN

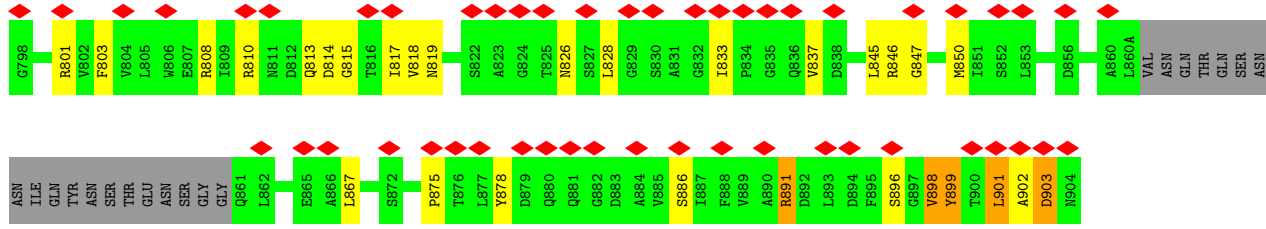


• Molecule 1: TRAF PROTEIN

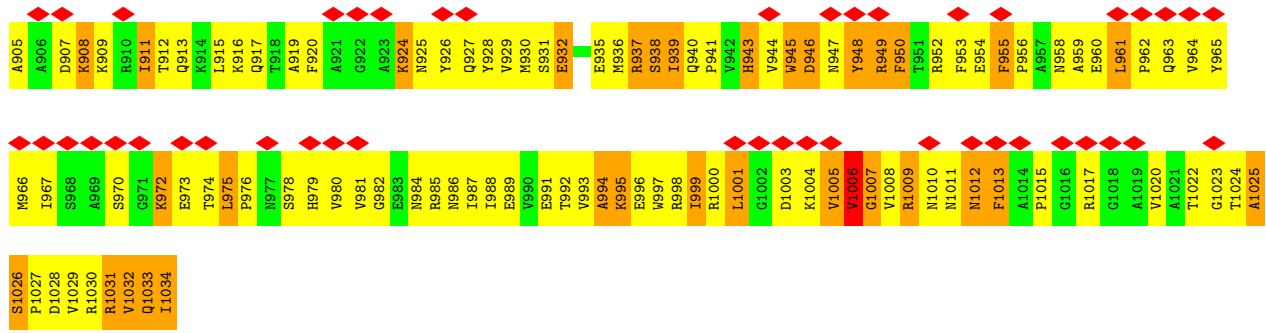
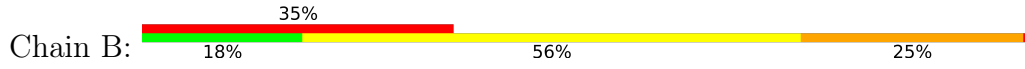


• Molecule 1: TRAF PROTEIN

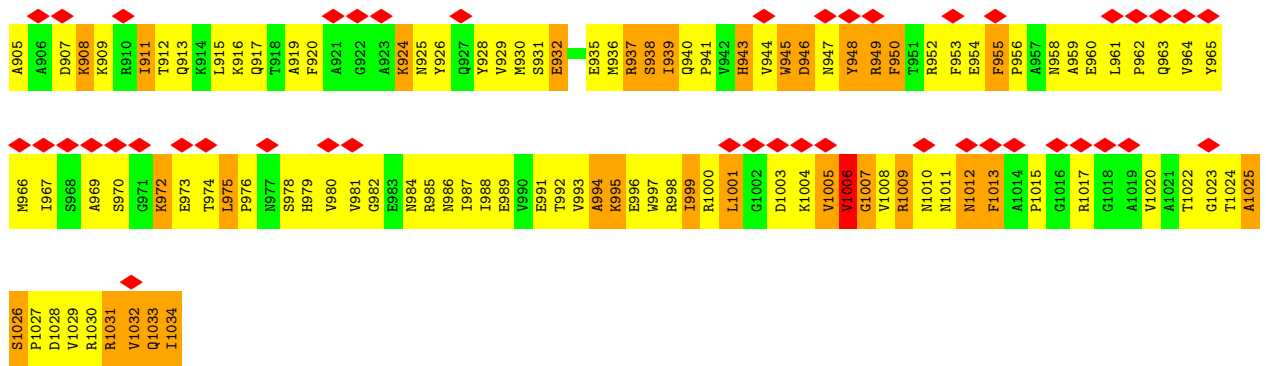
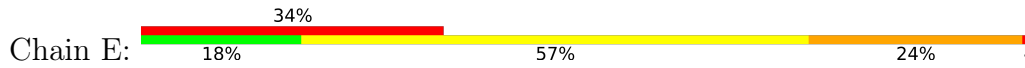




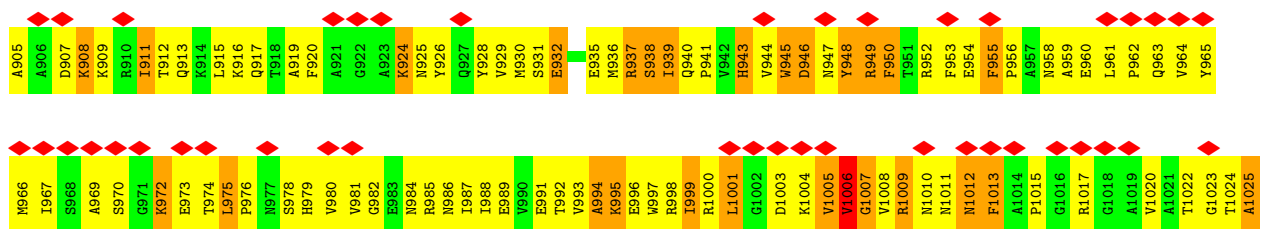
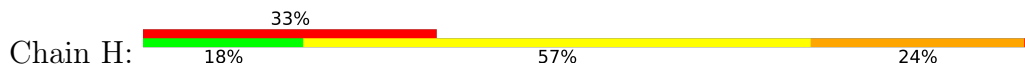
• Molecule 2: TRAO PROTEIN



• Molecule 2: TRAO PROTEIN

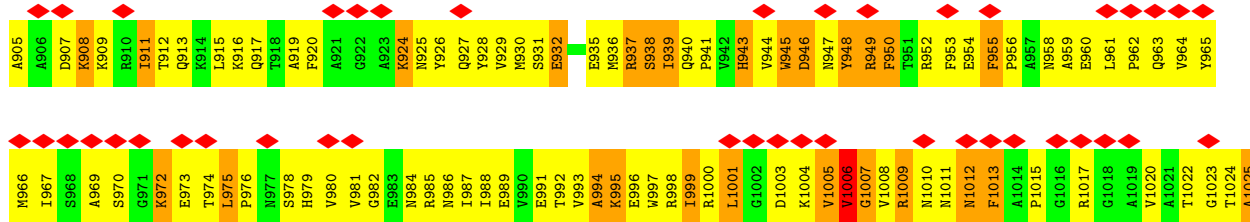
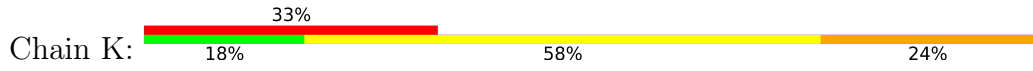


• Molecule 2: TRAO PROTEIN



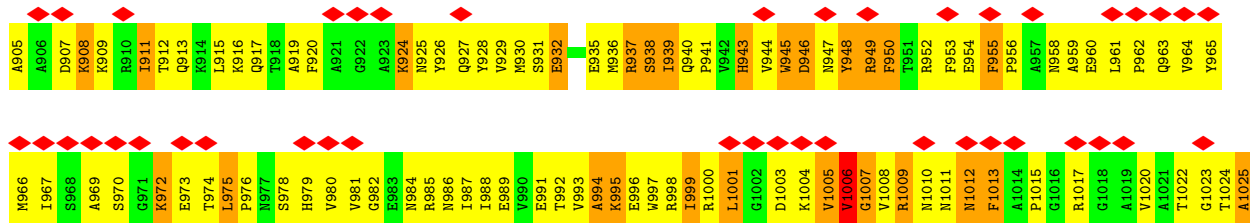
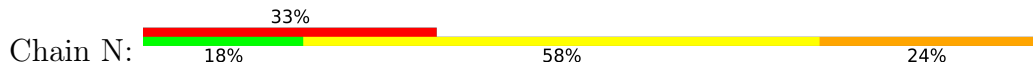
S1026
P1027
D1028
V1029
R1030
R1031
V1032
Q1033
I1034

• Molecule 2: TRAO PROTEIN



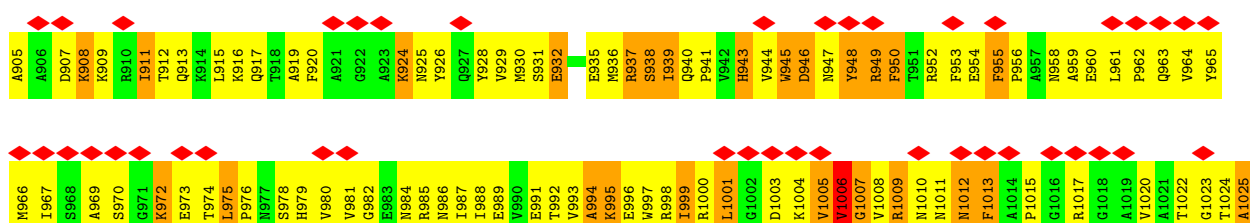
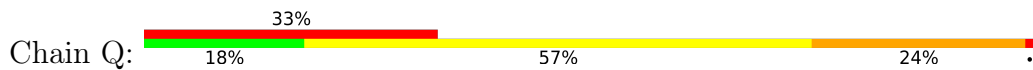
S1026
P1027
D1028
V1029
R1030
R1031
V1032
Q1033
I1034

• Molecule 2: TRAO PROTEIN



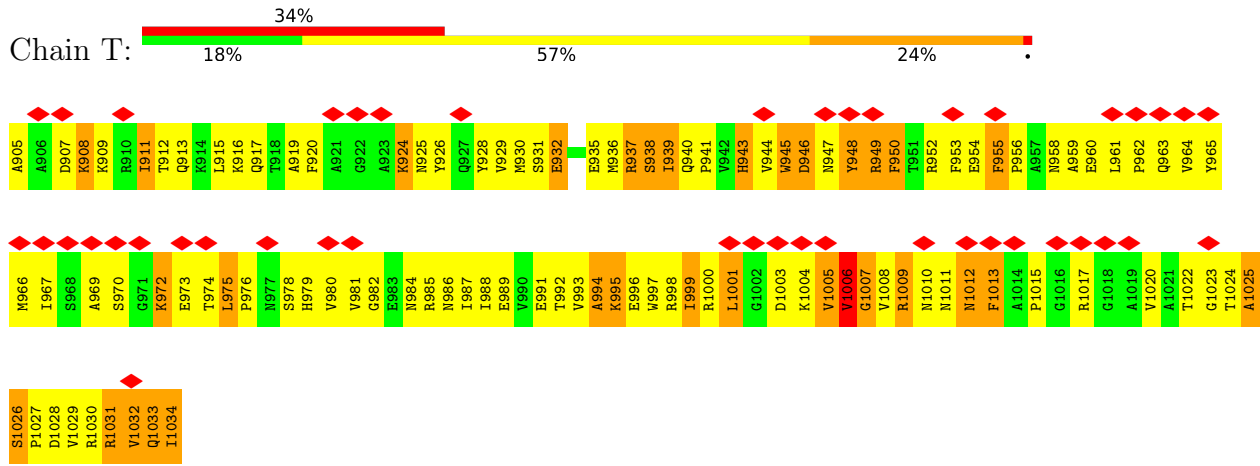
S1026
P1027
D1028
V1029
R1030
R1031
V1032
Q1033
I1034

• Molecule 2: TRAO PROTEIN

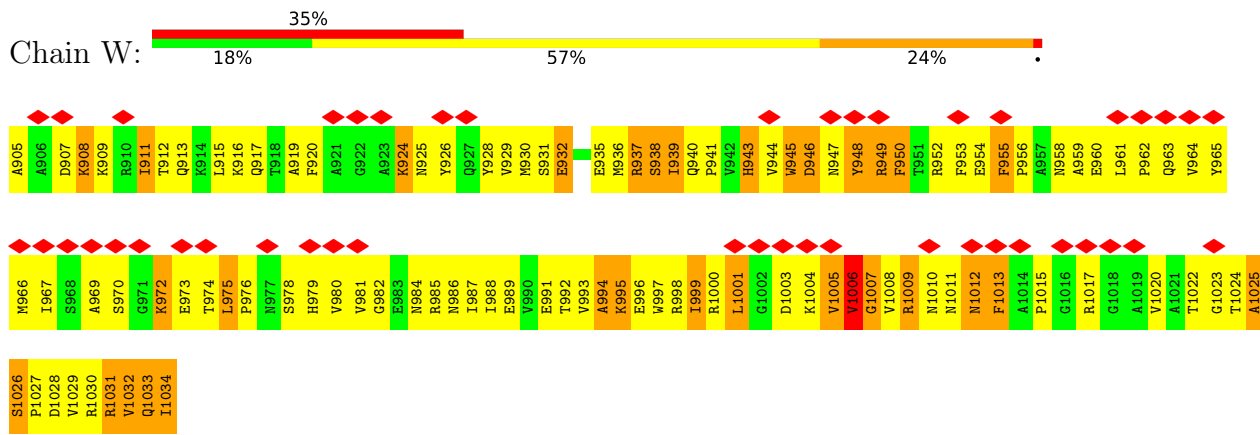


S1026
P1027
D1028
V1029
R1030
R1031
V1032
Q1033
I1034

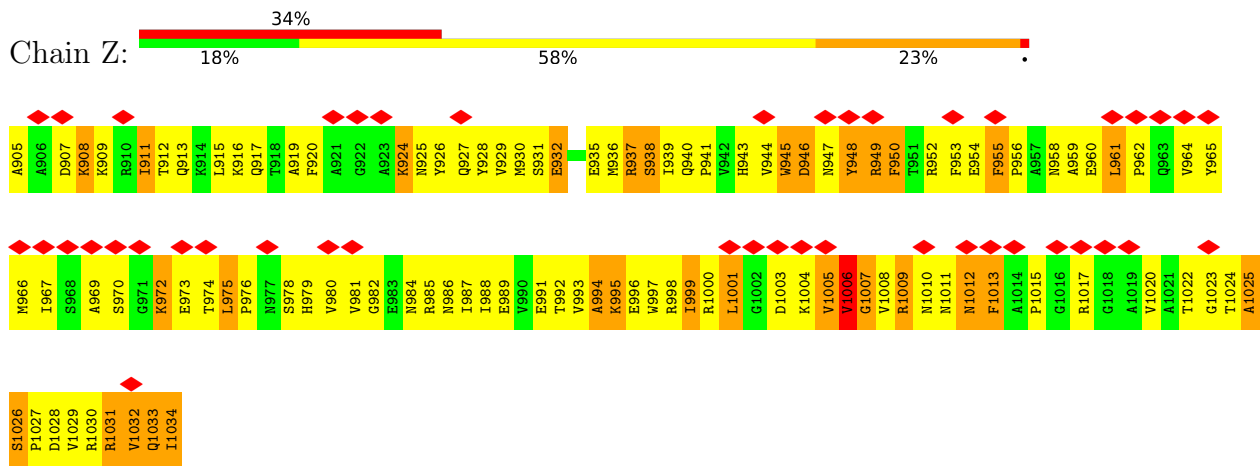
• Molecule 2: TRAO PROTEIN



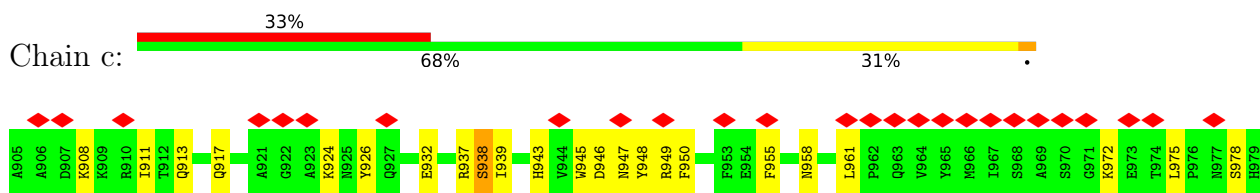
• Molecule 2: TRAO PROTEIN

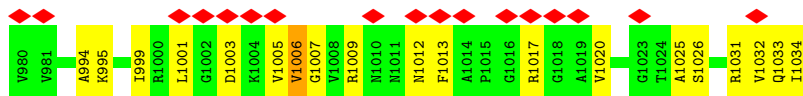


• Molecule 2: TRAO PROTEIN

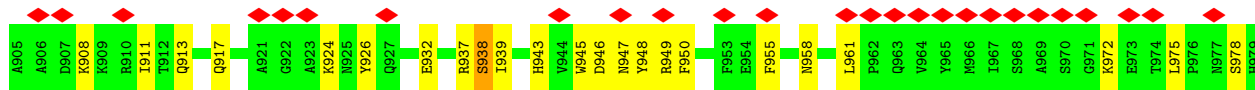


• Molecule 2: TRAO PROTEIN





• Molecule 2: TRAO PROTEIN



• Molecule 2: TRAO PROTEIN



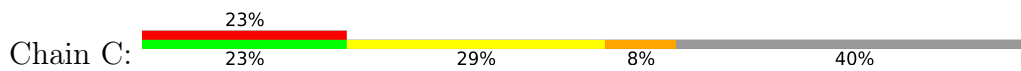
• Molecule 2: TRAO PROTEIN



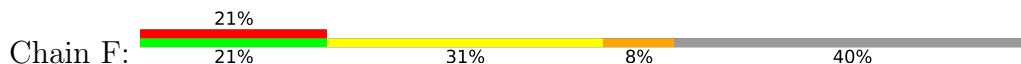
• Molecule 2: TRAO PROTEIN



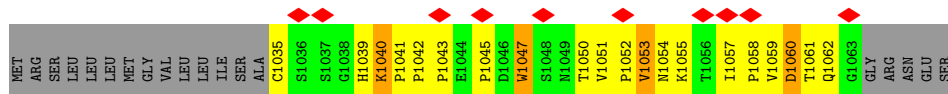
• Molecule 3: TRAN PROTEIN



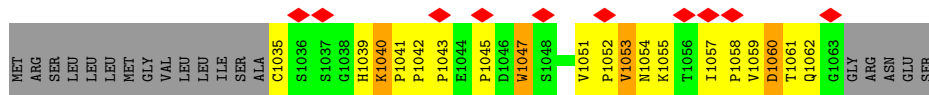

• Molecule 3: TRAN PROTEIN



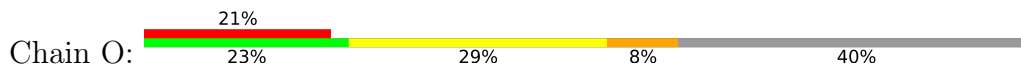
• Molecule 3: TRAN PROTEIN



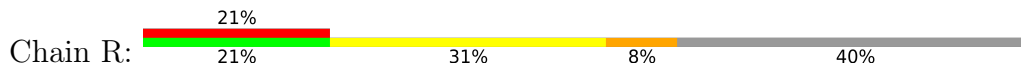
• Molecule 3: TRAN PROTEIN



• Molecule 3: TRAN PROTEIN

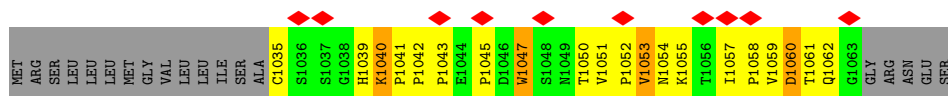


• Molecule 3: TRAN PROTEIN

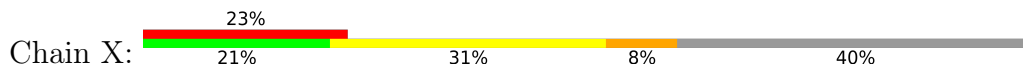


• Molecule 3: TRAN PROTEIN

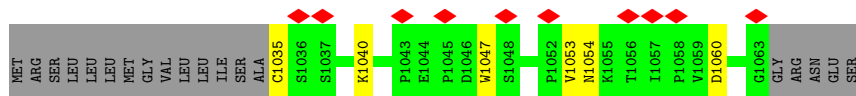




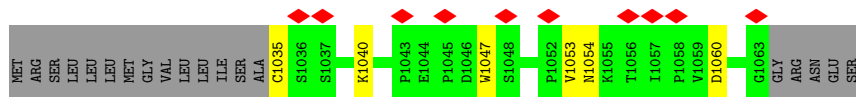
• Molecule 3: TRAN PROTEIN



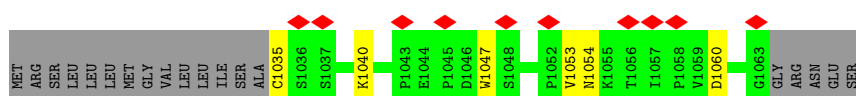
• Molecule 3: TRAN PROTEIN



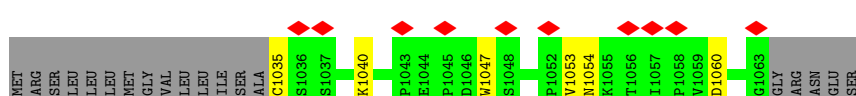
• Molecule 3: TRAN PROTEIN



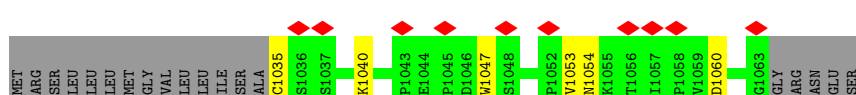
• Molecule 3: TRAN PROTEIN



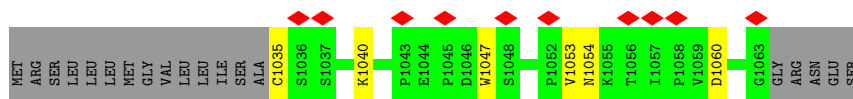
• Molecule 3: TRAN PROTEIN



• Molecule 3: TRAN PROTEIN



● Molecule 3: TRAN PROTEIN



4 Experimental information

Property	Value	Source
EM reconstruction method	SINGLE PARTICLE	Depositor
Imposed symmetry	POINT, C14	Depositor
Number of particles used	5430	Depositor
Resolution determination method	Not provided	
CTF correction method	PHASE FLIPPING, EACH CCD IMAGE	Depositor
Microscope	FEI TECNAI 12	Depositor
Voltage (kV)	200	Depositor
Electron dose ($e^-/\text{\AA}^2$)	20	Depositor
Minimum defocus (nm)	1500	Depositor
Maximum defocus (nm)	3500	Depositor
Magnification	68100	Depositor
Image detector	GENERIC GATAN	Depositor
Maximum map value	5.163	Depositor
Minimum map value	-3.082	Depositor
Average map value	0.019	Depositor
Map value standard deviation	0.223	Depositor
Recommended contour level	0.23	Depositor
Map size (\AA)	332.8, 332.8, 332.8	wwPDB
Map dimensions	160, 160, 160	wwPDB
Map angles ($^\circ$)	90.0, 90.0, 90.0	wwPDB
Pixel spacing (\AA)	2.08, 2.08, 2.08	Depositor

5 Model quality [i](#)

5.1 Standard geometry [i](#)

The Z score for a bond length (or angle) is the number of standard deviations the observed value is removed from the expected value. A bond length (or angle) with $|Z| > 5$ is considered an outlier worth inspection. RMSZ is the root-mean-square of all Z scores of the bond lengths (or angles).

Mol	Chain	Bond lengths		Bond angles	
		RMSZ	# Z >5	RMSZ	# Z >5
1	A	1.06	0/1480	1.36	6/2007 (0.3%)
1	D	1.06	0/1480	1.36	6/2007 (0.3%)
1	G	1.06	0/1480	1.36	6/2007 (0.3%)
1	J	1.06	0/1480	1.36	6/2007 (0.3%)
1	M	1.06	0/1480	1.36	6/2007 (0.3%)
1	P	1.06	0/1480	1.36	6/2007 (0.3%)
1	S	1.06	0/1480	1.36	6/2007 (0.3%)
1	V	1.06	0/1480	1.36	6/2007 (0.3%)
1	Y	1.06	0/1480	1.36	6/2007 (0.3%)
1	b	1.06	0/1480	1.36	6/2007 (0.3%)
1	e	1.06	0/1480	1.36	6/2007 (0.3%)
1	h	1.06	0/1480	1.36	6/2007 (0.3%)
1	k	1.06	0/1480	1.36	6/2007 (0.3%)
1	n	1.06	0/1480	1.36	6/2007 (0.3%)
2	B	1.11	0/1055	1.37	3/1426 (0.2%)
2	E	1.11	0/1055	1.37	3/1426 (0.2%)
2	H	1.10	0/1055	1.37	3/1426 (0.2%)
2	K	1.11	0/1055	1.37	3/1426 (0.2%)
2	N	1.11	0/1055	1.37	3/1426 (0.2%)
2	Q	1.11	0/1055	1.37	3/1426 (0.2%)
2	T	1.11	0/1055	1.37	3/1426 (0.2%)
2	W	1.11	0/1055	1.37	3/1426 (0.2%)
2	Z	1.11	0/1055	1.37	3/1426 (0.2%)
2	c	1.10	0/1055	1.37	3/1426 (0.2%)
2	f	1.11	0/1055	1.37	3/1426 (0.2%)
2	i	1.11	0/1055	1.37	3/1426 (0.2%)
2	l	1.11	0/1055	1.37	3/1426 (0.2%)
2	o	1.11	0/1055	1.37	3/1426 (0.2%)
3	C	1.06	0/221	1.24	0/307
3	F	1.06	0/221	1.24	0/307
3	I	1.06	0/221	1.24	0/307
3	L	1.05	0/221	1.24	0/307
3	O	1.06	0/221	1.24	0/307
3	R	1.05	0/221	1.24	0/307

Mol	Chain	Bond lengths		Bond angles	
		RMSZ	# Z >5	RMSZ	# Z >5
3	U	1.06	0/221	1.24	0/307
3	X	1.06	0/221	1.24	0/307
3	a	1.06	0/221	1.24	0/307
3	d	1.06	0/221	1.24	0/307
3	g	1.05	0/221	1.24	0/307
3	j	1.06	0/221	1.24	0/307
3	m	1.05	0/221	1.24	0/307
3	p	1.06	0/221	1.24	0/307
All	All	1.08	0/38584	1.36	126/52360 (0.2%)

Chiral center outliers are detected by calculating the chiral volume of a chiral center and verifying if the center is modelled as a planar moiety or with the opposite hand. A planarity outlier is detected by checking planarity of atoms in a peptide group, atoms in a mainchain group or atoms of a sidechain that are expected to be planar.

Mol	Chain	#Chirality outliers	#Planarity outliers
1	A	0	5
1	D	0	5
1	G	0	5
1	J	0	5
1	M	0	5
1	P	0	5
1	S	0	5
1	V	0	5
1	Y	0	5
1	b	0	5
1	e	0	5
1	h	0	5
1	k	0	5
1	n	0	5
2	B	0	1
2	E	0	1
2	H	0	1
2	K	0	1
2	N	0	1
2	Q	0	1
2	T	0	1
2	W	0	1
2	Z	0	1
2	c	0	1
2	f	0	1
2	i	0	1

Continued on next page...

Continued from previous page...

Mol	Chain	#Chirality outliers	#Planarity outliers
2	l	0	1
2	o	0	1
All	All	0	84

There are no bond length outliers.

All (126) bond angle outliers are listed below:

Mol	Chain	Res	Type	Atoms	Z	Observed(°)	Ideal(°)
2	Q	926	TYR	CB-CG-CD1	10.32	127.19	121.00
2	l	926	TYR	CB-CG-CD1	10.32	127.19	121.00
2	H	926	TYR	CB-CG-CD1	10.29	127.18	121.00
2	c	926	TYR	CB-CG-CD1	10.29	127.18	121.00
2	T	926	TYR	CB-CG-CD1	10.29	127.17	121.00
2	o	926	TYR	CB-CG-CD1	10.29	127.17	121.00
2	B	926	TYR	CB-CG-CD1	10.28	127.17	121.00
2	W	926	TYR	CB-CG-CD1	10.28	127.17	121.00
2	E	926	TYR	CB-CG-CD1	10.24	127.15	121.00
2	Z	926	TYR	CB-CG-CD1	10.24	127.15	121.00
2	K	926	TYR	CB-CG-CD1	10.23	127.14	121.00
2	f	926	TYR	CB-CG-CD1	10.23	127.14	121.00
2	N	926	TYR	CB-CG-CD1	10.19	127.11	121.00
2	i	926	TYR	CB-CG-CD1	10.19	127.11	121.00
2	T	926	TYR	CB-CG-CD2	-9.55	115.27	121.00
2	o	926	TYR	CB-CG-CD2	-9.55	115.27	121.00
2	Q	926	TYR	CB-CG-CD2	-9.53	115.28	121.00
2	l	926	TYR	CB-CG-CD2	-9.53	115.28	121.00
2	H	926	TYR	CB-CG-CD2	-9.52	115.29	121.00
2	c	926	TYR	CB-CG-CD2	-9.52	115.29	121.00
2	B	926	TYR	CB-CG-CD2	-9.50	115.30	121.00
2	W	926	TYR	CB-CG-CD2	-9.50	115.30	121.00
2	K	926	TYR	CB-CG-CD2	-9.49	115.31	121.00
2	f	926	TYR	CB-CG-CD2	-9.49	115.31	121.00
2	E	926	TYR	CB-CG-CD2	-9.47	115.32	121.00
2	Z	926	TYR	CB-CG-CD2	-9.47	115.32	121.00
2	N	926	TYR	CB-CG-CD2	-9.46	115.33	121.00
2	i	926	TYR	CB-CG-CD2	-9.46	115.33	121.00
1	J	757	THR	CA-CB-CG2	-6.18	103.75	112.40
1	e	757	THR	CA-CB-CG2	-6.18	103.75	112.40
1	P	757	THR	CA-CB-CG2	-6.15	103.79	112.40
1	k	757	THR	CA-CB-CG2	-6.15	103.79	112.40
1	G	757	THR	CA-CB-CG2	-6.14	103.80	112.40
1	S	757	THR	CA-CB-CG2	-6.14	103.80	112.40

Continued on next page...

Continued from previous page...

Mol	Chain	Res	Type	Atoms	Z	Observed(°)	Ideal(°)
1	b	757	THR	CA-CB-CG2	-6.14	103.80	112.40
1	n	757	THR	CA-CB-CG2	-6.14	103.80	112.40
1	A	757	THR	CA-CB-CG2	-6.14	103.81	112.40
1	V	757	THR	CA-CB-CG2	-6.14	103.81	112.40
1	M	757	THR	CA-CB-CG2	-6.12	103.83	112.40
1	h	757	THR	CA-CB-CG2	-6.12	103.83	112.40
1	D	757	THR	CA-CB-CG2	-6.11	103.84	112.40
1	Y	757	THR	CA-CB-CG2	-6.11	103.84	112.40
1	M	899	TYR	CA-CB-CG	-5.53	102.90	113.40
1	S	899	TYR	CA-CB-CG	-5.53	102.90	113.40
1	h	899	TYR	CA-CB-CG	-5.53	102.90	113.40
1	n	899	TYR	CA-CB-CG	-5.53	102.90	113.40
1	J	899	TYR	CA-CB-CG	-5.52	102.90	113.40
1	e	899	TYR	CA-CB-CG	-5.52	102.90	113.40
1	A	899	TYR	CA-CB-CG	-5.52	102.91	113.40
1	V	899	TYR	CA-CB-CG	-5.52	102.91	113.40
1	D	899	TYR	CA-CB-CG	-5.52	102.91	113.40
1	G	899	TYR	CA-CB-CG	-5.52	102.91	113.40
1	Y	899	TYR	CA-CB-CG	-5.52	102.91	113.40
1	b	899	TYR	CA-CB-CG	-5.52	102.91	113.40
1	P	899	TYR	CA-CB-CG	-5.50	102.94	113.40
1	k	899	TYR	CA-CB-CG	-5.50	102.94	113.40
1	G	891	ARG	NE-CZ-NH1	5.49	123.05	120.30
1	b	891	ARG	NE-CZ-NH1	5.49	123.05	120.30
1	P	891	ARG	NE-CZ-NH1	5.49	123.04	120.30
1	k	891	ARG	NE-CZ-NH1	5.49	123.04	120.30
1	M	891	ARG	NE-CZ-NH1	5.48	123.04	120.30
1	h	891	ARG	NE-CZ-NH1	5.48	123.04	120.30
1	A	891	ARG	NE-CZ-NH1	5.47	123.03	120.30
1	S	891	ARG	NE-CZ-NH1	5.47	123.03	120.30
1	V	891	ARG	NE-CZ-NH1	5.47	123.03	120.30
1	n	891	ARG	NE-CZ-NH1	5.47	123.03	120.30
1	M	903	ASP	CB-CG-OD1	5.46	123.21	118.30
1	h	903	ASP	CB-CG-OD1	5.46	123.21	118.30
1	S	903	ASP	CB-CG-OD1	5.45	123.21	118.30
1	n	903	ASP	CB-CG-OD1	5.45	123.21	118.30
1	D	891	ARG	NE-CZ-NH1	5.45	123.03	120.30
1	G	903	ASP	CB-CG-OD1	5.45	123.20	118.30
1	Y	891	ARG	NE-CZ-NH1	5.45	123.03	120.30
1	b	903	ASP	CB-CG-OD1	5.45	123.20	118.30
1	A	903	ASP	CB-CG-OD1	5.45	123.20	118.30
1	V	903	ASP	CB-CG-OD1	5.45	123.20	118.30

Continued on next page...

Continued from previous page...

Mol	Chain	Res	Type	Atoms	Z	Observed(°)	Ideal(°)
1	J	891	ARG	NE-CZ-NH1	5.43	123.02	120.30
1	e	891	ARG	NE-CZ-NH1	5.43	123.02	120.30
1	D	903	ASP	CB-CG-OD1	5.43	123.19	118.30
1	Y	903	ASP	CB-CG-OD1	5.43	123.19	118.30
1	J	903	ASP	CB-CG-OD1	5.43	123.19	118.30
1	e	903	ASP	CB-CG-OD1	5.43	123.19	118.30
1	P	903	ASP	CB-CG-OD1	5.43	123.18	118.30
1	k	903	ASP	CB-CG-OD1	5.43	123.18	118.30
2	Q	1034	ILE	CB-CA-C	-5.18	101.24	111.60
2	l	1034	ILE	CB-CA-C	-5.18	101.24	111.60
1	J	899	TYR	CB-CG-CD1	-5.17	117.90	121.00
1	e	899	TYR	CB-CG-CD1	-5.17	117.90	121.00
2	H	1034	ILE	CB-CA-C	-5.17	101.26	111.60
2	c	1034	ILE	CB-CA-C	-5.17	101.26	111.60
2	E	1034	ILE	CB-CA-C	-5.16	101.27	111.60
2	Z	1034	ILE	CB-CA-C	-5.16	101.27	111.60
2	B	1034	ILE	CB-CA-C	-5.16	101.28	111.60
2	W	1034	ILE	CB-CA-C	-5.16	101.28	111.60
2	N	1034	ILE	CB-CA-C	-5.15	101.30	111.60
2	T	1034	ILE	CB-CA-C	-5.15	101.30	111.60
2	i	1034	ILE	CB-CA-C	-5.15	101.30	111.60
2	o	1034	ILE	CB-CA-C	-5.15	101.30	111.60
2	K	1034	ILE	CB-CA-C	-5.14	101.31	111.60
1	P	899	TYR	CB-CG-CD1	-5.14	117.91	121.00
1	S	899	TYR	CB-CG-CD1	-5.14	117.91	121.00
2	f	1034	ILE	CB-CA-C	-5.14	101.31	111.60
1	k	899	TYR	CB-CG-CD1	-5.14	117.91	121.00
1	n	899	TYR	CB-CG-CD1	-5.14	117.91	121.00
1	A	899	TYR	CB-CG-CD1	-5.14	117.92	121.00
1	V	899	TYR	CB-CG-CD1	-5.14	117.92	121.00
1	M	899	TYR	CB-CG-CD1	-5.14	117.92	121.00
1	h	899	TYR	CB-CG-CD1	-5.14	117.92	121.00
1	G	899	TYR	CB-CG-CD1	-5.13	117.92	121.00
1	b	899	TYR	CB-CG-CD1	-5.13	117.92	121.00
1	D	899	TYR	CB-CG-CD1	-5.08	117.95	121.00
1	Y	899	TYR	CB-CG-CD1	-5.08	117.95	121.00
1	S	896	SER	N-CA-CB	5.06	118.09	110.50
1	n	896	SER	N-CA-CB	5.06	118.09	110.50
1	P	896	SER	N-CA-CB	5.06	118.08	110.50
1	k	896	SER	N-CA-CB	5.06	118.08	110.50
1	G	896	SER	N-CA-CB	5.05	118.08	110.50
1	b	896	SER	N-CA-CB	5.05	118.08	110.50

Continued on next page...

Continued from previous page...

Mol	Chain	Res	Type	Atoms	Z	Observed(°)	Ideal(°)
1	A	896	SER	N-CA-CB	5.04	118.06	110.50
1	V	896	SER	N-CA-CB	5.04	118.06	110.50
1	D	896	SER	N-CA-CB	5.04	118.06	110.50
1	Y	896	SER	N-CA-CB	5.04	118.06	110.50
1	M	896	SER	N-CA-CB	5.04	118.06	110.50
1	h	896	SER	N-CA-CB	5.04	118.06	110.50
1	J	896	SER	N-CA-CB	5.01	118.02	110.50
1	e	896	SER	N-CA-CB	5.01	118.02	110.50

There are no chirality outliers.

All (84) planarity outliers are listed below:

Mol	Chain	Res	Type	Group
1	A	725	ARG	Peptide
1	A	757	THR	Peptide
1	A	761	GLY	Peptide
1	A	901	LEU	Peptide
1	A	903	ASP	Peptide
2	B	1031	ARG	Sidechain
1	D	725	ARG	Peptide
1	D	757	THR	Peptide
1	D	761	GLY	Peptide
1	D	901	LEU	Peptide
1	D	903	ASP	Peptide
2	E	1031	ARG	Sidechain
1	G	725	ARG	Peptide
1	G	757	THR	Peptide
1	G	761	GLY	Peptide
1	G	901	LEU	Peptide
1	G	903	ASP	Peptide
2	H	1031	ARG	Sidechain
1	J	725	ARG	Peptide
1	J	757	THR	Peptide
1	J	761	GLY	Peptide
1	J	901	LEU	Peptide
1	J	903	ASP	Peptide
2	K	1031	ARG	Sidechain
1	M	725	ARG	Peptide
1	M	757	THR	Peptide
1	M	761	GLY	Peptide
1	M	901	LEU	Peptide
1	M	903	ASP	Peptide

Continued on next page...

Continued from previous page...

Mol	Chain	Res	Type	Group
2	N	1031	ARG	Sidechain
1	P	725	ARG	Peptide
1	P	757	THR	Peptide
1	P	761	GLY	Peptide
1	P	901	LEU	Peptide
1	P	903	ASP	Peptide
2	Q	1031	ARG	Sidechain
1	S	725	ARG	Peptide
1	S	757	THR	Peptide
1	S	761	GLY	Peptide
1	S	901	LEU	Peptide
1	S	903	ASP	Peptide
2	T	1031	ARG	Sidechain
1	V	725	ARG	Peptide
1	V	757	THR	Peptide
1	V	761	GLY	Peptide
1	V	901	LEU	Peptide
1	V	903	ASP	Peptide
2	W	1031	ARG	Sidechain
1	Y	725	ARG	Peptide
1	Y	757	THR	Peptide
1	Y	761	GLY	Peptide
1	Y	901	LEU	Peptide
1	Y	903	ASP	Peptide
2	Z	1031	ARG	Sidechain
1	b	725	ARG	Peptide
1	b	757	THR	Peptide
1	b	761	GLY	Peptide
1	b	901	LEU	Peptide
1	b	903	ASP	Peptide
2	c	1031	ARG	Sidechain
1	e	725	ARG	Peptide
1	e	757	THR	Peptide
1	e	761	GLY	Peptide
1	e	901	LEU	Peptide
1	e	903	ASP	Peptide
2	f	1031	ARG	Sidechain
1	h	725	ARG	Peptide
1	h	757	THR	Peptide
1	h	761	GLY	Peptide
1	h	901	LEU	Peptide
1	h	903	ASP	Peptide

Continued on next page...

Continued from previous page...

Mol	Chain	Res	Type	Group
2	i	1031	ARG	Sidechain
1	k	725	ARG	Peptide
1	k	757	THR	Peptide
1	k	761	GLY	Peptide
1	k	901	LEU	Peptide
1	k	903	ASP	Peptide
2	l	1031	ARG	Sidechain
1	n	725	ARG	Peptide
1	n	757	THR	Peptide
1	n	761	GLY	Peptide
1	n	901	LEU	Peptide
1	n	903	ASP	Peptide
2	o	1031	ARG	Sidechain

5.2 Too-close contacts [i](#)

In the following table, the Non-H and H(model) columns list the number of non-hydrogen atoms and hydrogen atoms in the chain respectively. The H(added) column lists the number of hydrogen atoms added and optimized by MolProbity. The Clashes column lists the number of clashes within the asymmetric unit, whereas Symm-Clashes lists symmetry-related clashes.

Mol	Chain	Non-H	H(model)	H(added)	Clashes	Symm-Clashes
1	A	1459	0	1440	446	0
1	D	1459	0	1440	529	0
1	G	1459	0	1440	602	0
1	J	1459	0	1440	603	0
1	M	1459	0	1440	599	0
1	P	1459	0	1440	604	0
1	S	1459	0	1440	602	0
1	V	1459	0	1440	526	0
1	Y	1459	0	1440	458	0
1	b	1459	0	1440	0	0
1	e	1459	0	1440	0	0
1	h	1459	0	1440	0	0
1	k	1459	0	1440	0	0
1	n	1459	0	1440	0	0
2	B	1034	0	1032	205	0
2	E	1034	0	1032	206	0
2	H	1034	0	1032	202	0
2	K	1034	0	1032	204	0
2	N	1034	0	1032	203	0
2	Q	1034	0	1032	201	0

Continued on next page...

Continued from previous page...

Mol	Chain	Non-H	H(model)	H(added)	Clashes	Symm-Clashes
2	T	1034	0	1032	203	0
2	W	1034	0	1032	208	0
2	Z	1034	0	1032	181	0
2	c	1034	0	1032	0	0
2	f	1034	0	1032	0	0
2	i	1034	0	1032	0	0
2	l	1034	0	1032	0	0
2	o	1034	0	1032	0	0
3	C	213	0	200	35	0
3	F	213	0	200	34	0
3	I	213	0	200	36	0
3	L	213	0	200	36	0
3	O	213	0	200	34	0
3	R	213	0	200	34	0
3	U	213	0	200	37	0
3	X	213	0	200	35	0
3	a	213	0	200	0	0
3	d	213	0	200	0	0
3	g	213	0	200	0	0
3	j	213	0	200	0	0
3	m	213	0	200	0	0
3	p	213	0	200	0	0
All	All	37884	0	37408	5379	0

The all-atom clashscore is defined as the number of clashes found per 1000 atoms (including hydrogen atoms). The all-atom clashscore for this structure is 117.

All (5379) close contacts within the same asymmetric unit are listed below, sorted by their clash magnitude.

Atom-1	Atom-2	Interatomic distance (Å)	Clash overlap (Å)
1:P:725:ARG:CZ	1:V:808:ARG:HG3	1.33	1.48
1:S:725:ARG:CZ	1:Y:808:ARG:HG3	1.33	1.46
1:S:725:ARG:NH1	1:Y:808:ARG:CG	1.77	1.46
1:D:721:LEU:HD23	1:J:805:LEU:CB	1.47	1.45
1:J:721:LEU:CD2	1:P:805:LEU:HA	0.98	1.45
1:A:721:LEU:HD23	1:G:805:LEU:CB	1.47	1.45
1:G:721:LEU:HD23	1:M:805:LEU:CB	1.47	1.45
1:P:725:ARG:NH1	1:V:808:ARG:CG	1.77	1.45
1:G:721:LEU:CD2	1:M:805:LEU:HA	0.98	1.45
1:G:725:ARG:NH1	1:M:808:ARG:CG	1.77	1.45
1:J:721:LEU:HD23	1:P:805:LEU:CB	1.47	1.45

Continued on next page...

Continued from previous page...

Atom-1	Atom-2	Interatomic distance (Å)	Clash overlap (Å)
1:S:721:LEU:CD2	1:Y:805:LEU:HA	0.98	1.45
1:A:725:ARG:NH1	1:G:808:ARG:CG	1.77	1.44
1:M:721:LEU:CD2	1:S:805:LEU:HA	0.98	1.44
1:M:721:LEU:HD23	1:S:805:LEU:CB	1.47	1.44
1:P:721:LEU:CD2	1:V:805:LEU:HA	0.98	1.44
1:J:725:ARG:NH1	1:P:808:ARG:CG	1.77	1.43
1:D:725:ARG:NH1	1:J:808:ARG:CG	1.77	1.43
1:D:721:LEU:CD2	1:J:805:LEU:HA	0.98	1.43
1:P:721:LEU:HD23	1:V:805:LEU:CB	1.47	1.43
1:M:725:ARG:NH1	1:S:808:ARG:CG	1.77	1.43
1:A:721:LEU:CD2	1:G:805:LEU:HA	0.98	1.42
1:S:721:LEU:HD23	1:Y:805:LEU:CB	1.47	1.42
1:S:721:LEU:HD23	1:Y:805:LEU:CA	0.91	1.39
1:P:721:LEU:HD23	1:V:805:LEU:CA	0.91	1.39
1:A:725:ARG:CZ	1:G:808:ARG:CG	1.96	1.39
1:D:721:LEU:HD23	1:J:805:LEU:CA	0.91	1.39
1:G:721:LEU:HD23	1:M:805:LEU:CA	0.91	1.39
1:J:721:LEU:HD23	1:P:805:LEU:CA	0.91	1.39
1:M:721:LEU:HD23	1:S:805:LEU:CA	0.91	1.39
1:A:721:LEU:HD23	1:G:805:LEU:CA	0.91	1.39
1:D:725:ARG:CZ	1:J:808:ARG:CG	1.96	1.39
1:A:725:ARG:CZ	1:G:808:ARG:HG3	1.33	1.34
1:S:720:ASN:ND2	1:Y:790:GLN:OE1	1.60	1.33
1:S:725:ARG:CZ	1:Y:808:ARG:CG	1.96	1.32
1:D:725:ARG:CZ	1:J:808:ARG:HG3	1.33	1.32
1:M:720:ASN:ND2	1:S:790:GLN:OE1	1.60	1.32
1:G:720:ASN:ND2	1:M:790:GLN:OE1	1.60	1.31
1:D:720:ASN:ND2	1:J:790:GLN:OE1	1.60	1.31
1:P:725:ARG:CZ	1:V:808:ARG:CG	1.96	1.30
1:P:720:ASN:ND2	1:V:790:GLN:OE1	1.60	1.30
1:G:725:ARG:CZ	1:M:808:ARG:HG3	1.33	1.30
1:A:720:ASN:ND2	1:G:790:GLN:OE1	1.60	1.30
1:D:828:LEU:HD13	1:G:754:GLU:OE1	1.30	1.28
1:J:720:ASN:ND2	1:P:790:GLN:OE1	1.60	1.28
1:G:828:LEU:HD13	1:J:754:GLU:OE1	1.30	1.28
1:A:828:LEU:HD13	1:D:754:GLU:OE1	1.30	1.28
1:J:725:ARG:CZ	1:P:808:ARG:HG3	1.33	1.28
1:M:725:ARG:CZ	1:S:808:ARG:CG	1.96	1.27
1:S:828:LEU:HD13	1:V:754:GLU:OE1	1.30	1.27
1:J:828:LEU:HD13	1:M:754:GLU:OE1	1.30	1.27
1:P:828:LEU:HD13	1:S:754:GLU:OE1	1.30	1.26

Continued on next page...

Continued from previous page...

Atom-1	Atom-2	Interatomic distance (Å)	Clash overlap (Å)
1:V:828:LEU:HD13	1:Y:754:GLU:OE1	1.30	1.26
1:M:725:ARG:CZ	1:S:808:ARG:HG3	1.33	1.26
1:M:828:LEU:HD13	1:P:754:GLU:OE1	1.30	1.25
1:J:725:ARG:CZ	1:P:808:ARG:CG	1.96	1.24
1:G:725:ARG:CZ	1:M:808:ARG:CG	1.96	1.22
1:P:729:SER:OG	1:S:818:VAL:HG22	1.39	1.22
1:M:729:SER:OG	1:P:818:VAL:HG22	1.39	1.22
1:S:729:SER:OG	1:V:818:VAL:HG22	1.39	1.22
1:J:729:SER:OG	1:M:818:VAL:HG22	1.39	1.21
1:V:729:SER:OG	1:Y:818:VAL:HG22	1.39	1.21
1:G:729:SER:OG	1:J:818:VAL:HG22	1.39	1.20
2:B:980:VAL:HG13	1:D:766:ARG:NH1	1.58	1.19
2:E:980:VAL:HG13	1:G:766:ARG:NH1	1.58	1.19
1:D:742:PRO:HG2	1:G:810:ARG:NH1	1.58	1.19
2:H:980:VAL:HG13	1:J:766:ARG:NH1	1.58	1.19
2:Q:980:VAL:HG13	1:S:766:ARG:NH1	1.58	1.19
1:S:742:PRO:HG2	1:V:810:ARG:NH1	1.58	1.19
1:A:742:PRO:HG2	1:D:810:ARG:NH1	1.58	1.18
1:D:729:SER:OG	1:G:818:VAL:HG22	1.39	1.18
2:K:980:VAL:HG13	1:M:766:ARG:NH1	1.58	1.18
1:A:729:SER:OG	1:D:818:VAL:HG22	1.39	1.18
1:G:742:PRO:HG2	1:J:810:ARG:NH1	1.58	1.18
2:N:980:VAL:HG13	1:P:766:ARG:NH1	1.58	1.18
1:V:742:PRO:HG2	1:Y:810:ARG:NH1	1.58	1.17
1:M:742:PRO:HG2	1:P:810:ARG:NH1	1.58	1.17
1:P:742:PRO:HG2	1:S:810:ARG:NH1	1.58	1.17
1:D:725:ARG:NH1	1:J:808:ARG:HG3	0.84	1.17
1:G:725:ARG:NH1	1:M:808:ARG:HG3	0.84	1.17
1:P:725:ARG:NH1	1:V:808:ARG:HG3	0.84	1.17
1:S:725:ARG:NH1	1:Y:808:ARG:HG3	0.84	1.16
1:A:725:ARG:NH1	1:G:808:ARG:HG3	0.84	1.16
1:D:721:LEU:HD22	1:J:805:LEU:HA	1.17	1.16
1:J:742:PRO:HG2	1:M:810:ARG:NH1	1.58	1.16
1:M:725:ARG:NH1	1:S:808:ARG:HG3	0.84	1.16
2:T:980:VAL:HG13	1:V:766:ARG:NH1	1.58	1.16
2:W:980:VAL:HG13	1:Y:766:ARG:NH1	1.58	1.16
1:J:725:ARG:NH1	1:P:808:ARG:HG3	0.84	1.16
1:G:721:LEU:HD22	1:M:805:LEU:HA	1.17	1.15
1:A:721:LEU:HD22	1:G:805:LEU:HA	1.17	1.14
1:S:721:LEU:O	1:Y:807:GLU:N	1.72	1.14
1:P:721:LEU:HD22	1:V:805:LEU:HA	1.17	1.14

Continued on next page...

Continued from previous page...

Atom-1	Atom-2	Interatomic distance (Å)	Clash overlap (Å)
1:P:721:LEU:O	1:V:807:GLU:N	1.72	1.14
1:A:856:ASP:OD1	1:D:858:LEU:HD22	1.48	1.13
1:D:856:ASP:OD1	1:G:858:LEU:HD22	1.48	1.13
1:G:856:ASP:OD1	1:J:858:LEU:HD22	1.48	1.13
1:S:721:LEU:HD22	1:Y:805:LEU:HA	1.17	1.13
1:J:856:ASP:OD1	1:M:858:LEU:HD22	1.48	1.13
1:M:721:LEU:O	1:S:807:GLU:N	1.72	1.12
1:M:856:ASP:OD1	1:P:858:LEU:HD22	1.48	1.12
2:K:954:GLU:HA	2:K:987:ILE:HG12	1.29	1.11
1:M:721:LEU:HD22	1:S:805:LEU:HA	1.17	1.11
2:Q:954:GLU:HA	2:Q:987:ILE:HG12	1.29	1.11
1:J:721:LEU:O	1:P:807:GLU:N	1.72	1.11
1:P:856:ASP:OD1	1:S:858:LEU:HD22	1.48	1.11
1:A:735:ALA:HB3	1:A:739:LEU:HD12	1.33	1.10
1:G:711:SER:HB3	1:G:714:SER:HB2	1.26	1.10
1:M:721:LEU:O	1:S:805:LEU:O	1.69	1.10
1:P:721:LEU:O	1:V:805:LEU:O	1.69	1.10
1:M:711:SER:HB3	1:M:714:SER:HB2	1.26	1.10
1:D:735:ALA:HB3	1:D:739:LEU:HD12	1.33	1.10
1:J:721:LEU:O	1:P:805:LEU:O	1.69	1.10
1:J:721:LEU:HD22	1:P:805:LEU:HA	1.17	1.10
1:S:721:LEU:O	1:Y:805:LEU:O	1.69	1.10
1:S:856:ASP:OD1	1:V:858:LEU:HD22	1.48	1.10
1:Y:711:SER:HB3	1:Y:714:SER:HB2	1.26	1.09
1:D:711:SER:HB3	1:D:714:SER:HB2	1.26	1.09
1:G:721:LEU:O	1:M:805:LEU:O	1.69	1.09
1:G:721:LEU:O	1:M:807:GLU:N	1.72	1.09
1:G:735:ALA:HB3	1:G:739:LEU:HD12	1.33	1.09
1:V:856:ASP:OD1	1:Y:858:LEU:HD22	1.48	1.09
1:J:711:SER:HB3	1:J:714:SER:HB2	1.26	1.09
2:N:929:VAL:HG22	2:N:1009:ARG:HG2	1.35	1.09
1:V:711:SER:HB3	1:V:714:SER:HB2	1.26	1.09
1:A:721:LEU:O	1:G:807:GLU:N	1.72	1.08
1:D:721:LEU:O	1:J:807:GLU:N	1.72	1.08
1:D:721:LEU:O	1:J:805:LEU:O	1.69	1.08
1:J:735:ALA:HB3	1:J:739:LEU:HD12	1.33	1.08
2:K:929:VAL:HG22	2:K:1009:ARG:HG2	1.35	1.08
1:M:735:ALA:HB3	1:M:739:LEU:HD12	1.33	1.08
2:Q:929:VAL:HG22	2:Q:1009:ARG:HG2	1.35	1.08
2:H:929:VAL:HG22	2:H:1009:ARG:HG2	1.35	1.08
1:P:711:SER:HB3	1:P:714:SER:HB2	1.26	1.08

Continued on next page...

Continued from previous page...

Atom-1	Atom-2	Interatomic distance (Å)	Clash overlap (Å)
2:B:929:VAL:HG22	2:B:1009:ARG:HG2	1.35	1.08
2:T:929:VAL:HG22	2:T:1009:ARG:HG2	1.35	1.08
2:W:929:VAL:HG22	2:W:1009:ARG:HG2	1.35	1.08
2:Z:929:VAL:HG22	2:Z:1009:ARG:HG2	1.35	1.08
2:E:929:VAL:HG22	2:E:1009:ARG:HG2	1.35	1.08
2:Z:954:GLU:HA	2:Z:987:ILE:HG12	1.29	1.08
1:A:721:LEU:O	1:G:805:LEU:O	1.69	1.07
1:P:735:ALA:HB3	1:P:739:LEU:HD12	1.33	1.07
2:E:954:GLU:HA	2:E:987:ILE:HG12	1.29	1.07
2:W:954:GLU:HA	2:W:987:ILE:HG12	1.29	1.07
1:S:711:SER:HB3	1:S:714:SER:HB2	1.26	1.07
1:A:711:SER:HB3	1:A:714:SER:HB2	1.26	1.07
2:B:954:GLU:HA	2:B:987:ILE:HG12	1.29	1.07
1:S:735:ALA:HB3	1:S:739:LEU:HD12	1.33	1.06
1:V:726:LEU:HD12	1:Y:890:ALA:HB3	1.38	1.06
1:G:726:LEU:HB3	1:J:891:ARG:NH1	1.71	1.06
1:A:726:LEU:HB3	1:D:891:ARG:NH1	1.71	1.06
1:D:726:LEU:HB3	1:G:891:ARG:NH1	1.71	1.06
1:J:726:LEU:HB3	1:M:891:ARG:NH1	1.71	1.06
1:V:735:ALA:HB3	1:V:739:LEU:HD12	1.33	1.06
2:T:954:GLU:HA	2:T:987:ILE:HG12	1.29	1.05
1:A:729:SER:OG	1:D:818:VAL:CG2	2.04	1.05
1:D:729:SER:OG	1:G:818:VAL:CG2	2.04	1.05
1:M:726:LEU:HB3	1:P:891:ARG:NH1	1.71	1.05
1:M:726:LEU:HD22	1:P:891:ARG:HH22	1.22	1.05
1:V:729:SER:OG	1:Y:818:VAL:CG2	2.04	1.05
1:Y:735:ALA:HB3	1:Y:739:LEU:HD12	1.33	1.05
2:H:954:GLU:HA	2:H:987:ILE:HG12	1.29	1.05
1:G:726:LEU:HD12	1:J:890:ALA:HB3	1.38	1.05
1:J:729:SER:OG	1:M:818:VAL:CG2	2.04	1.05
1:P:726:LEU:HB3	1:S:891:ARG:NH1	1.71	1.05
1:P:729:SER:OG	1:S:818:VAL:CG2	2.04	1.05
1:V:863:ALA:HB1	1:Y:862:LEU:HD22	1.37	1.05
1:P:726:LEU:HD12	1:S:890:ALA:HB3	1.38	1.04
1:P:726:LEU:HD22	1:S:891:ARG:HH22	1.22	1.04
1:S:726:LEU:HB3	1:V:891:ARG:NH1	1.71	1.04
1:A:726:LEU:HD22	1:D:891:ARG:HH22	1.22	1.04
1:A:726:LEU:HD12	1:D:890:ALA:HB3	1.38	1.04
1:G:729:SER:OG	1:J:818:VAL:CG2	2.04	1.04
1:S:863:ALA:HB1	1:V:862:LEU:HD22	1.37	1.04
1:G:726:LEU:HD22	1:J:891:ARG:HH22	1.22	1.04

Continued on next page...

Continued from previous page...

Atom-1	Atom-2	Interatomic distance (Å)	Clash overlap (Å)
2:N:954:GLU:HA	2:N:987:ILE:HG12	1.29	1.04
1:S:729:SER:OG	1:V:818:VAL:CG2	2.04	1.04
1:J:726:LEU:HD22	1:M:891:ARG:HH22	1.22	1.04
1:V:726:LEU:HB3	1:Y:891:ARG:NH1	1.71	1.04
1:A:726:LEU:HD13	1:D:891:ARG:NH1	1.73	1.03
1:M:726:LEU:HD12	1:P:890:ALA:HB3	1.38	1.03
1:D:726:LEU:HD13	1:G:891:ARG:NH1	1.73	1.03
1:G:721:LEU:CD2	1:M:805:LEU:CB	2.24	1.03
1:P:863:ALA:HB1	1:S:862:LEU:HD22	1.37	1.03
1:V:726:LEU:HD13	1:Y:891:ARG:NH1	1.73	1.03
1:D:863:ALA:HB1	1:G:862:LEU:HD22	1.37	1.03
1:G:726:LEU:HD13	1:J:891:ARG:NH1	1.73	1.03
1:J:726:LEU:HD13	1:M:891:ARG:NH1	1.73	1.03
1:M:726:LEU:HD13	1:P:891:ARG:NH1	1.73	1.03
1:M:729:SER:OG	1:P:818:VAL:CG2	2.04	1.03
1:P:726:LEU:HD13	1:S:891:ARG:NH1	1.73	1.03
1:S:726:LEU:HD13	1:V:891:ARG:NH1	1.73	1.03
1:A:863:ALA:HB1	1:D:862:LEU:HD22	1.37	1.03
1:D:726:LEU:HD12	1:G:890:ALA:HB3	1.38	1.03
1:D:726:LEU:HD22	1:G:891:ARG:HH22	1.22	1.03
1:D:736:ASN:HB2	1:D:739:LEU:HG	1.41	1.03
1:G:736:ASN:HB2	1:G:739:LEU:HG	1.41	1.03
1:M:736:ASN:HB2	1:M:739:LEU:HG	1.41	1.03
1:P:736:ASN:HB2	1:P:739:LEU:HG	1.41	1.03
1:S:736:ASN:HB2	1:S:739:LEU:HG	1.41	1.03
1:J:736:ASN:HB2	1:J:739:LEU:HG	1.41	1.02
1:P:742:PRO:HG2	1:S:810:ARG:HH11	1.12	1.02
1:G:863:ALA:HB1	1:J:862:LEU:HD22	1.37	1.02
1:S:726:LEU:HD22	1:V:891:ARG:HH22	1.22	1.02
1:S:742:PRO:HG2	1:V:810:ARG:HH11	1.12	1.02
1:A:736:ASN:HB2	1:A:739:LEU:HG	1.41	1.02
1:V:736:ASN:HB2	1:V:739:LEU:HG	1.41	1.02
1:V:742:PRO:HG2	1:Y:810:ARG:HH11	1.12	1.02
1:Y:891:ARG:HB3	1:Y:891:ARG:HH11	1.24	1.02
1:A:771:VAL:HB	1:A:781:ILE:HB	1.41	1.02
1:Y:736:ASN:HB2	1:Y:739:LEU:HG	1.41	1.02
1:V:726:LEU:HD22	1:Y:891:ARG:HH22	1.22	1.01
1:J:863:ALA:HB1	1:M:862:LEU:HD22	1.37	1.01
1:S:721:LEU:CD2	1:Y:805:LEU:CB	2.24	1.01
1:S:771:VAL:HB	1:S:781:ILE:HB	1.41	1.01
1:G:771:VAL:HB	1:G:781:ILE:HB	1.41	1.01

Continued on next page...

Continued from previous page...

Atom-1	Atom-2	Interatomic distance (Å)	Clash overlap (Å)
1:M:742:PRO:HG2	1:P:810:ARG:HH11	1.12	1.01
1:Y:771:VAL:HB	1:Y:781:ILE:HB	1.41	1.01
1:D:726:LEU:HB3	1:G:891:ARG:HH12	1.26	1.00
1:J:726:LEU:HD12	1:M:890:ALA:HB3	1.38	1.00
1:M:863:ALA:HB1	1:P:862:LEU:HD22	1.37	1.00
1:S:726:LEU:HD12	1:V:890:ALA:HB3	1.38	1.00
1:G:720:ASN:CA	1:M:805:LEU:HD23	1.74	1.00
1:G:726:LEU:HB3	1:J:891:ARG:HH12	1.26	1.00
1:P:771:VAL:HB	1:P:781:ILE:HB	1.41	1.00
1:P:891:ARG:HB3	1:P:891:ARG:HH11	1.24	1.00
1:V:771:VAL:HB	1:V:781:ILE:HB	1.41	1.00
1:A:891:ARG:HB3	1:A:891:ARG:HH11	1.24	1.00
1:J:726:LEU:HB3	1:M:891:ARG:HH12	1.26	1.00
1:M:891:ARG:HB3	1:M:891:ARG:HH11	1.24	1.00
1:V:891:ARG:HB3	1:V:891:ARG:HH11	1.24	0.99
1:M:771:VAL:HB	1:M:781:ILE:HB	1.41	0.99
1:D:771:VAL:HB	1:D:781:ILE:HB	1.41	0.99
1:S:725:ARG:CZ	1:Y:808:ARG:CB	2.41	0.99
1:M:725:ARG:CZ	1:S:808:ARG:CB	2.41	0.99
1:D:725:ARG:HH12	1:J:808:ARG:CG	1.56	0.98
1:S:891:ARG:HB3	1:S:891:ARG:HH11	1.24	0.98
1:S:901:LEU:HD11	2:T:909:LYS:HA	1.44	0.98
1:P:901:LEU:HD11	2:Q:909:LYS:HA	1.44	0.98
1:G:725:ARG:HH12	1:M:808:ARG:CG	1.56	0.98
1:J:725:ARG:CZ	1:P:808:ARG:CB	2.41	0.98
1:J:891:ARG:HB3	1:J:891:ARG:HH11	1.24	0.98
1:J:720:ASN:CA	1:P:805:LEU:HD23	1.74	0.98
1:M:726:LEU:HB3	1:P:891:ARG:HH12	1.26	0.98
1:V:901:LEU:HD11	2:W:909:LYS:HA	1.44	0.98
1:A:901:LEU:HD11	2:B:909:LYS:HA	1.44	0.98
1:M:725:ARG:HH12	1:S:808:ARG:CG	1.56	0.98
1:J:771:VAL:HB	1:J:781:ILE:HB	1.41	0.98
1:P:725:ARG:CZ	1:V:808:ARG:CB	2.41	0.98
1:M:901:LEU:HD11	2:N:909:LYS:HA	1.44	0.98
1:D:891:ARG:HB3	1:D:891:ARG:HH11	1.24	0.97
1:A:725:ARG:CZ	1:G:808:ARG:CB	2.41	0.97
1:J:742:PRO:HG2	1:M:810:ARG:HH11	1.12	0.97
1:A:742:PRO:HG2	1:D:810:ARG:HH11	1.12	0.97
1:G:725:ARG:CZ	1:M:808:ARG:CB	2.41	0.97
1:D:901:LEU:HD11	2:E:909:LYS:HA	1.44	0.97
1:G:811:ASN:HB2	1:G:816:THR:HB	1.47	0.97

Continued on next page...

Continued from previous page...

Atom-1	Atom-2	Interatomic distance (Å)	Clash overlap (Å)
1:Y:901:LEU:HD11	2:Z:909:LYS:HA	1.44	0.97
1:A:726:LEU:HB3	1:D:891:ARG:HH12	1.26	0.97
1:J:811:ASN:HB2	1:J:816:THR:HB	1.47	0.97
1:Y:811:ASN:HB2	1:Y:816:THR:HB	1.47	0.97
1:V:811:ASN:HB2	1:V:816:THR:HB	1.47	0.97
1:J:901:LEU:HD11	2:K:909:LYS:HA	1.44	0.96
1:Y:757:THR:HG21	1:Y:802:VAL:HB	1.46	0.96
1:D:725:ARG:CZ	1:J:808:ARG:CB	2.41	0.96
1:P:726:LEU:HB3	1:S:891:ARG:HH12	1.26	0.96
1:D:811:ASN:HB2	1:D:816:THR:HB	1.47	0.96
1:D:721:LEU:HA	1:J:805:LEU:C	1.76	0.96
1:S:757:THR:HG21	1:S:802:VAL:HB	1.46	0.96
1:V:757:THR:HG21	1:V:802:VAL:HB	1.46	0.96
1:J:725:ARG:HH12	1:P:808:ARG:CG	1.56	0.96
1:J:721:LEU:HA	1:P:805:LEU:C	1.76	0.96
1:P:757:THR:HG21	1:P:802:VAL:HB	1.46	0.96
1:G:891:ARG:HB3	1:G:891:ARG:HH11	1.24	0.95
1:P:725:ARG:HH12	1:V:808:ARG:CG	1.56	0.95
1:D:742:PRO:HG2	1:G:810:ARG:HH11	1.12	0.95
1:M:757:THR:HG21	1:M:802:VAL:HB	1.46	0.95
1:M:811:ASN:HB2	1:M:816:THR:HB	1.47	0.95
1:S:811:ASN:HB2	1:S:816:THR:HB	1.47	0.95
1:V:726:LEU:HB3	1:Y:891:ARG:HH12	1.26	0.95
1:A:721:LEU:HA	1:G:805:LEU:C	1.76	0.95
2:E:999:ILE:HD11	2:E:1008:VAL:HG23	1.47	0.95
1:G:721:LEU:HA	1:M:805:LEU:C	1.76	0.95
1:A:811:ASN:HB2	1:A:816:THR:HB	1.47	0.95
2:B:999:ILE:HD11	2:B:1008:VAL:HG23	1.47	0.95
2:H:999:ILE:HD11	2:H:1008:VAL:HG23	1.47	0.95
1:G:901:LEU:HD11	2:H:909:LYS:HA	1.44	0.95
1:S:726:LEU:HB3	1:V:891:ARG:HH12	1.26	0.95
1:V:901:LEU:HD11	2:W:909:LYS:CA	1.97	0.95
1:Y:757:THR:HG22	1:Y:791:ILE:HD13	1.49	0.95
1:A:725:ARG:NH2	1:G:808:ARG:CB	2.25	0.95
2:K:999:ILE:HD11	2:K:1008:VAL:HG23	1.47	0.95
1:V:757:THR:HG22	1:V:791:ILE:HD13	1.49	0.95
1:A:725:ARG:HH12	1:G:808:ARG:CG	1.56	0.95
1:G:901:LEU:HD11	2:H:909:LYS:CA	1.97	0.95
1:J:757:THR:HG21	1:J:802:VAL:HB	1.46	0.95
1:J:901:LEU:HD11	2:K:909:LYS:CA	1.97	0.95
2:N:999:ILE:HD11	2:N:1008:VAL:HG23	1.47	0.95

Continued on next page...

Continued from previous page...

Atom-1	Atom-2	Interatomic distance (Å)	Clash overlap (Å)
1:S:725:ARG:HH12	1:Y:808:ARG:CG	1.56	0.95
1:Y:901:LEU:HD11	2:Z:909:LYS:CA	1.97	0.95
1:A:757:THR:HG21	1:A:802:VAL:HB	1.46	0.95
2:H:964:VAL:HG12	2:H:999:ILE:HG23	1.49	0.95
2:B:964:VAL:HG12	2:B:999:ILE:HG23	1.49	0.95
1:D:757:THR:HG21	1:D:802:VAL:HB	1.46	0.95
1:D:901:LEU:HD11	2:E:909:LYS:CA	1.97	0.95
1:G:757:THR:HG21	1:G:802:VAL:HB	1.46	0.95
1:S:757:THR:HG22	1:S:791:ILE:HD13	1.49	0.95
1:S:901:LEU:HD11	2:T:909:LYS:CA	1.97	0.95
1:A:901:LEU:HD11	2:B:909:LYS:CA	1.97	0.94
1:M:721:LEU:HA	1:S:805:LEU:C	1.76	0.94
2:Q:999:ILE:HD11	2:Q:1008:VAL:HG23	1.47	0.94
1:Y:757:THR:HB	1:Y:791:ILE:HG21	1.49	0.94
1:M:720:ASN:CA	1:S:805:LEU:HD23	1.74	0.94
1:M:901:LEU:HD11	2:N:909:LYS:CA	1.97	0.94
1:P:757:THR:HG22	1:P:791:ILE:HD13	1.49	0.94
1:P:757:THR:HB	1:P:791:ILE:HG21	1.49	0.94
2:W:930:MET:HE1	3:X:1053:VAL:HG13	1.47	0.94
1:M:757:THR:HG22	1:M:791:ILE:HD13	1.49	0.94
2:N:964:VAL:HG12	2:N:999:ILE:HG23	1.49	0.94
1:S:757:THR:HB	1:S:791:ILE:HG21	1.49	0.94
1:D:720:ASN:CG	1:J:790:GLN:OE1	1.88	0.94
1:D:757:THR:HB	1:D:791:ILE:HG21	1.49	0.94
2:T:999:ILE:HD11	2:T:1008:VAL:HG23	1.47	0.94
1:A:757:THR:HG22	1:A:791:ILE:HD13	1.49	0.94
1:A:757:THR:HB	1:A:791:ILE:HG21	1.49	0.94
1:D:725:ARG:NH2	1:J:808:ARG:CB	2.25	0.94
1:G:742:PRO:HG2	1:J:810:ARG:HH11	1.12	0.94
1:J:757:THR:HB	1:J:791:ILE:HG21	1.49	0.94
1:J:757:THR:HG22	1:J:791:ILE:HD13	1.49	0.94
1:D:757:THR:HG22	1:D:791:ILE:HD13	1.49	0.94
1:G:757:THR:HG22	1:G:791:ILE:HD13	1.49	0.94
1:P:901:LEU:HD11	2:Q:909:LYS:CA	1.97	0.94
1:V:747:ILE:HG13	1:V:889:VAL:HG23	1.48	0.94
2:W:999:ILE:HD11	2:W:1008:VAL:HG23	1.47	0.94
1:Y:747:ILE:HG13	1:Y:889:VAL:HG23	1.48	0.94
1:G:757:THR:HB	1:G:791:ILE:HG21	1.49	0.93
1:S:747:ILE:HG13	1:S:889:VAL:HG23	1.48	0.93
2:B:980:VAL:HG12	2:B:988:ILE:HG12	1.49	0.93
1:D:720:ASN:CA	1:J:805:LEU:HD23	1.74	0.93

Continued on next page...

Continued from previous page...

Atom-1	Atom-2	Interatomic distance (Å)	Clash overlap (Å)
1:M:757:THR:HB	1:M:791:ILE:HG21	1.49	0.93
1:S:725:ARG:NH1	1:Y:819:ASN:OD1	2.02	0.93
1:P:721:LEU:HA	1:V:805:LEU:C	1.76	0.93
1:G:725:ARG:NH1	1:M:819:ASN:OD1	2.02	0.93
1:P:747:ILE:HG13	1:P:889:VAL:HG23	1.48	0.93
1:P:811:ASN:HB2	1:P:816:THR:HB	1.47	0.93
2:Q:980:VAL:HG12	2:Q:988:ILE:HG12	1.49	0.93
2:Z:999:ILE:HD11	2:Z:1008:VAL:HG23	1.47	0.93
1:J:725:ARG:NH1	1:P:819:ASN:OD1	2.02	0.93
1:A:720:ASN:CA	1:G:805:LEU:HD23	1.74	0.93
2:E:964:VAL:HG12	2:E:999:ILE:HG23	1.49	0.93
1:M:747:ILE:HG13	1:M:889:VAL:HG23	1.48	0.93
1:P:725:ARG:NH1	1:V:819:ASN:OD1	2.02	0.93
2:T:980:VAL:HG12	2:T:988:ILE:HG12	1.49	0.93
1:A:747:ILE:HG13	1:A:889:VAL:HG23	1.48	0.92
2:N:980:VAL:HG12	2:N:988:ILE:HG12	1.49	0.92
1:D:747:ILE:HG13	1:D:889:VAL:HG23	1.48	0.92
1:D:725:ARG:NH1	1:J:819:ASN:OD1	2.02	0.92
1:J:747:ILE:HG13	1:J:889:VAL:HG23	1.48	0.92
1:V:757:THR:HB	1:V:791:ILE:HG21	1.49	0.92
2:Z:980:VAL:HG12	2:Z:988:ILE:HG12	1.49	0.92
1:G:747:ILE:HG13	1:G:889:VAL:HG23	1.48	0.92
2:K:964:VAL:HG12	2:K:999:ILE:HG23	1.49	0.92
1:A:721:LEU:CD2	1:G:805:LEU:CB	2.24	0.92
2:T:964:VAL:HG12	2:T:999:ILE:HG23	1.49	0.92
1:G:745:LYS:HD3	1:G:771:VAL:HG13	1.51	0.92
1:S:726:LEU:CB	1:V:891:ARG:HH12	1.82	0.92
1:A:726:LEU:CB	1:D:891:ARG:HH12	1.82	0.92
1:D:745:LYS:HD3	1:D:771:VAL:HG13	1.51	0.92
1:G:725:ARG:NH2	1:M:808:ARG:CB	2.25	0.92
1:P:720:ASN:CG	1:V:790:GLN:OE1	1.88	0.92
1:V:726:LEU:CB	1:Y:891:ARG:HH12	1.82	0.92
2:W:980:VAL:HG12	2:W:988:ILE:HG12	1.49	0.92
1:A:745:LYS:HD3	1:A:771:VAL:HG13	1.51	0.92
1:J:745:LYS:HD3	1:J:771:VAL:HG13	1.51	0.92
2:W:964:VAL:HG12	2:W:999:ILE:HG23	1.49	0.92
2:Z:964:VAL:HG12	2:Z:999:ILE:HG23	1.49	0.92
1:J:726:LEU:CB	1:M:891:ARG:HH12	1.82	0.91
1:M:725:ARG:NH1	1:S:819:ASN:OD1	2.02	0.91
1:A:723:PRO:HD3	1:G:807:GLU:H	1.35	0.91
1:A:829:GLY:HA3	1:D:753:THR:CG2	2.00	0.91

Continued on next page...

Continued from previous page...

Atom-1	Atom-2	Interatomic distance (Å)	Clash overlap (Å)
1:D:829:GLY:HA3	1:G:753:THR:CG2	2.00	0.91
1:A:720:ASN:CG	1:G:790:GLN:OE1	1.88	0.91
1:G:781:ILE:HD11	1:G:893:LEU:HD12	1.53	0.91
1:J:781:ILE:HD11	1:J:893:LEU:HD12	1.53	0.91
2:K:980:VAL:HG12	2:K:988:ILE:HG12	1.49	0.91
1:D:781:ILE:HD11	1:D:893:LEU:HD12	1.53	0.91
1:J:720:ASN:CG	1:P:790:GLN:OE1	1.88	0.91
1:S:721:LEU:HA	1:Y:805:LEU:C	1.76	0.91
1:A:725:ARG:NH1	1:G:819:ASN:OD1	2.02	0.91
1:G:829:GLY:HA3	1:J:753:THR:CG2	2.00	0.91
2:H:980:VAL:HG12	2:H:988:ILE:HG12	1.49	0.91
1:M:726:LEU:CB	1:P:891:ARG:HH12	1.82	0.91
2:B:954:GLU:CA	2:B:987:ILE:HG12	2.01	0.91
2:E:980:VAL:HG12	2:E:988:ILE:HG12	1.49	0.91
2:K:954:GLU:CA	2:K:987:ILE:HG12	2.01	0.91
1:M:781:ILE:HD11	1:M:893:LEU:HD12	1.53	0.91
1:A:901:LEU:HB2	1:A:902:ALA:HA	1.50	0.91
1:M:745:LYS:HD3	1:M:771:VAL:HG13	1.51	0.91
1:S:829:GLY:HA3	1:V:753:THR:CG2	2.00	0.91
1:V:829:GLY:HA3	1:Y:753:THR:CG2	2.00	0.91
1:D:721:LEU:CD2	1:J:805:LEU:CB	2.24	0.91
1:G:726:LEU:CB	1:J:891:ARG:HH12	1.82	0.91
1:P:726:LEU:CB	1:S:891:ARG:HH12	1.82	0.91
2:Q:964:VAL:HG12	2:Q:999:ILE:HG23	1.49	0.91
1:S:781:ILE:HD11	1:S:893:LEU:HD12	1.53	0.91
1:V:781:ILE:HD11	1:V:893:LEU:HD12	1.53	0.91
1:J:829:GLY:HA3	1:M:753:THR:CG2	2.00	0.91
1:P:781:ILE:HD11	1:P:893:LEU:HD12	1.53	0.91
1:P:901:LEU:HB2	1:P:902:ALA:HA	1.50	0.91
2:Q:954:GLU:CA	2:Q:987:ILE:HG12	2.01	0.91
2:H:954:GLU:CA	2:H:987:ILE:HG12	2.01	0.90
1:P:829:GLY:HA3	1:S:753:THR:CG2	2.00	0.90
1:A:726:LEU:HD12	1:D:890:ALA:O	1.72	0.90
1:A:781:ILE:HD11	1:A:893:LEU:HD12	1.53	0.90
1:D:723:PRO:HD3	1:J:807:GLU:H	1.35	0.90
1:D:901:LEU:HB2	1:D:902:ALA:HA	1.50	0.90
1:S:726:LEU:HD12	1:V:890:ALA:O	1.72	0.90
1:Y:781:ILE:HD11	1:Y:893:LEU:HD12	1.53	0.90
1:S:901:LEU:HB2	1:S:902:ALA:HA	1.50	0.90
1:D:726:LEU:HD12	1:G:890:ALA:O	1.72	0.90
1:J:725:ARG:NH2	1:P:808:ARG:CB	2.25	0.90

Continued on next page...

Continued from previous page...

Atom-1	Atom-2	Interatomic distance (Å)	Clash overlap (Å)
1:M:829:GLY:HA3	1:P:753:THR:CG2	2.00	0.90
1:P:726:LEU:HD12	1:S:890:ALA:O	1.72	0.90
1:M:901:LEU:HB2	1:M:902:ALA:HA	1.50	0.90
1:P:745:LYS:HD3	1:P:771:VAL:HG13	1.51	0.90
1:D:726:LEU:CB	1:G:891:ARG:HH12	1.82	0.90
2:E:954:GLU:CA	2:E:987:ILE:HG12	2.01	0.90
2:T:954:GLU:CA	2:T:987:ILE:HG12	2.01	0.90
1:J:901:LEU:HB2	1:J:902:ALA:HA	1.50	0.90
2:W:954:GLU:CA	2:W:987:ILE:HG12	2.01	0.90
2:N:954:GLU:CA	2:N:987:ILE:HG12	2.01	0.90
2:Q:930:MET:HE1	3:R:1053:VAL:HG13	1.53	0.90
1:V:726:LEU:HD12	1:Y:890:ALA:O	1.72	0.90
1:J:725:ARG:CZ	1:P:808:ARG:HB2	2.02	0.90
1:V:901:LEU:HB2	1:V:902:ALA:HA	1.50	0.90
1:G:726:LEU:HD12	1:J:890:ALA:O	1.72	0.89
1:J:723:PRO:HD3	1:P:807:GLU:H	1.35	0.89
1:A:725:ARG:CZ	1:G:808:ARG:HB2	2.02	0.89
1:G:901:LEU:HB2	1:G:902:ALA:HA	1.50	0.89
1:M:725:ARG:CZ	1:S:808:ARG:HB2	2.02	0.89
1:S:720:ASN:CA	1:Y:805:LEU:HD23	1.74	0.89
1:S:745:LYS:HD3	1:S:771:VAL:HG13	1.51	0.89
1:G:725:ARG:CZ	1:M:808:ARG:HB2	2.02	0.89
1:M:726:LEU:HD12	1:P:890:ALA:O	1.72	0.89
2:Z:954:GLU:CA	2:Z:987:ILE:HG12	2.01	0.89
1:M:723:PRO:HD3	1:S:807:GLU:H	1.35	0.89
1:V:745:LYS:HD3	1:V:771:VAL:HG13	1.51	0.89
1:M:721:LEU:CD2	1:S:805:LEU:CB	2.24	0.89
1:Y:901:LEU:HB2	1:Y:902:ALA:HA	1.50	0.89
1:M:725:ARG:NH2	1:S:808:ARG:CB	2.25	0.89
1:A:726:LEU:CD1	1:D:890:ALA:HB3	2.03	0.89
1:Y:745:LYS:HD3	1:Y:771:VAL:HG13	1.51	0.89
1:D:725:ARG:CZ	1:J:808:ARG:HB2	2.02	0.89
1:D:726:LEU:CD1	1:G:890:ALA:HB3	2.03	0.89
2:T:930:MET:HE1	3:U:1053:VAL:HG13	1.55	0.89
1:S:898:VAL:HG12	2:T:1033:GLN:HG3	1.55	0.89
1:P:725:ARG:CZ	1:V:808:ARG:HB2	2.02	0.89
2:T:915:LEU:CD2	2:T:1028:ASP:HB3	2.03	0.89
1:V:726:LEU:CD1	1:Y:890:ALA:HB3	2.03	0.89
2:W:915:LEU:CD2	2:W:1028:ASP:HB3	2.03	0.88
2:B:915:LEU:CD2	2:B:1028:ASP:HB3	2.03	0.88
1:G:726:LEU:CD1	1:J:890:ALA:HB3	2.03	0.88

Continued on next page...

Continued from previous page...

Atom-1	Atom-2	Interatomic distance (Å)	Clash overlap (Å)
1:V:726:LEU:HD12	1:Y:890:ALA:CB	2.03	0.88
1:S:723:PRO:HD3	1:Y:807:GLU:H	1.35	0.88
1:S:726:LEU:CD1	1:V:890:ALA:HB3	2.03	0.88
1:Y:898:VAL:HG12	2:Z:1033:GLN:HG3	1.55	0.88
2:Z:915:LEU:CD2	2:Z:1028:ASP:HB3	2.03	0.88
2:E:915:LEU:CD2	2:E:1028:ASP:HB3	2.03	0.88
1:G:726:LEU:HD12	1:J:890:ALA:CB	2.03	0.88
1:J:726:LEU:HD12	1:M:890:ALA:CB	2.03	0.88
1:J:898:VAL:HG12	2:K:1033:GLN:HG3	1.55	0.88
1:S:726:LEU:HD12	1:V:890:ALA:CB	2.03	0.88
1:J:726:LEU:HD12	1:M:890:ALA:O	1.72	0.88
2:Q:915:LEU:CD2	2:Q:1028:ASP:HB3	2.03	0.88
1:D:726:LEU:HD12	1:G:890:ALA:CB	2.03	0.88
2:H:915:LEU:CD2	2:H:1028:ASP:HB3	2.03	0.88
1:J:809:ILE:CD1	1:J:820:ILE:HD13	2.04	0.88
1:M:809:ILE:CD1	1:M:820:ILE:HD13	2.04	0.88
1:M:885:VAL:HG22	1:M:886:SER:H	1.39	0.88
1:P:809:ILE:CD1	1:P:820:ILE:HD13	2.04	0.88
1:P:828:LEU:CD1	1:S:754:GLU:OE1	2.21	0.88
1:P:898:VAL:HG12	2:Q:1033:GLN:HG3	1.55	0.88
1:D:885:VAL:HG22	1:D:886:SER:H	1.39	0.88
1:G:809:ILE:CD1	1:G:820:ILE:HD13	2.04	0.88
1:J:721:LEU:O	1:P:806:TRP:C	2.13	0.88
1:J:726:LEU:CD1	1:M:890:ALA:HB3	2.03	0.88
1:M:726:LEU:HD12	1:P:890:ALA:CB	2.03	0.88
1:S:780:LEU:HD12	1:S:895:PHE:HB2	1.54	0.88
1:S:809:ILE:CD1	1:S:820:ILE:HD13	2.04	0.88
1:D:809:ILE:CD1	1:D:820:ILE:HD13	2.04	0.88
1:M:780:LEU:HD12	1:M:895:PHE:HB2	1.55	0.88
1:P:726:LEU:CD1	1:S:890:ALA:HB3	2.03	0.88
1:P:780:LEU:HD12	1:P:895:PHE:HB2	1.55	0.88
1:S:721:LEU:O	1:Y:806:TRP:C	2.13	0.88
1:S:725:ARG:CZ	1:Y:808:ARG:HB2	2.02	0.88
1:S:885:VAL:HG22	1:S:886:SER:H	1.39	0.88
2:H:930:MET:HE1	3:I:1053:VAL:HG13	1.54	0.87
1:S:828:LEU:CD1	1:V:754:GLU:OE1	2.21	0.87
1:V:809:ILE:CD1	1:V:820:ILE:HD13	2.04	0.87
1:G:723:PRO:HD3	1:M:807:GLU:H	1.36	0.87
1:P:720:ASN:CA	1:V:805:LEU:HD23	1.74	0.87
1:V:828:LEU:CD1	1:Y:754:GLU:OE1	2.21	0.87
1:A:809:ILE:CD1	1:A:820:ILE:HD13	2.04	0.87

Continued on next page...

Continued from previous page...

Atom-1	Atom-2	Interatomic distance (Å)	Clash overlap (Å)
1:M:726:LEU:CD1	1:P:890:ALA:HB3	2.03	0.87
1:M:898:VAL:HG12	2:N:1033:GLN:HG3	1.55	0.87
1:Y:809:ILE:CD1	1:Y:820:ILE:HD13	2.04	0.87
1:P:726:LEU:HD12	1:S:890:ALA:CB	2.03	0.87
1:D:898:VAL:HG12	2:E:1033:GLN:HG3	1.55	0.87
1:J:780:LEU:HD12	1:J:895:PHE:HB2	1.55	0.87
1:M:721:LEU:O	1:S:806:TRP:C	2.13	0.87
1:V:780:LEU:HD12	1:V:895:PHE:HB2	1.55	0.87
1:A:726:LEU:HD12	1:D:890:ALA:CB	2.03	0.87
2:K:915:LEU:CD2	2:K:1028:ASP:HB3	2.03	0.87
2:N:915:LEU:CD2	2:N:1028:ASP:HB3	2.04	0.87
1:P:721:LEU:O	1:V:806:TRP:C	2.13	0.87
1:A:721:LEU:O	1:G:806:TRP:C	2.13	0.87
1:D:721:LEU:O	1:J:806:TRP:C	2.13	0.87
1:G:720:ASN:CG	1:M:790:GLN:OE1	1.88	0.87
1:P:723:PRO:HD3	1:V:807:GLU:H	1.36	0.87
1:P:725:ARG:NH2	1:V:808:ARG:CB	2.25	0.87
1:S:720:ASN:CG	1:Y:790:GLN:OE1	1.88	0.87
1:Y:780:LEU:HD12	1:Y:895:PHE:HB2	1.55	0.87
1:J:885:VAL:HG22	1:J:886:SER:H	1.39	0.87
1:G:780:LEU:HD12	1:G:895:PHE:HB2	1.55	0.86
1:S:725:ARG:NH2	1:Y:808:ARG:CB	2.25	0.86
1:D:780:LEU:HD12	1:D:895:PHE:HB2	1.55	0.86
1:D:811:ASN:CB	1:D:816:THR:HB	2.06	0.86
1:G:721:LEU:O	1:M:806:TRP:C	2.13	0.86
1:V:898:VAL:HG12	2:W:1033:GLN:HG3	1.55	0.86
1:J:828:LEU:CD1	1:M:754:GLU:OE1	2.21	0.86
1:P:757:THR:HG21	1:P:802:VAL:CB	2.06	0.86
1:A:780:LEU:HD12	1:A:895:PHE:HB2	1.55	0.86
1:J:811:ASN:CB	1:J:816:THR:HB	2.06	0.86
1:M:757:THR:HG21	1:M:802:VAL:CB	2.06	0.86
1:S:757:THR:HG21	1:S:802:VAL:CB	2.06	0.86
1:Y:885:VAL:HG22	1:Y:886:SER:H	1.39	0.86
1:M:828:LEU:CD1	1:P:754:GLU:OE1	2.21	0.86
1:Y:771:VAL:CG1	1:Y:781:ILE:HD12	2.06	0.86
2:N:930:MET:CE	3:O:1053:VAL:HG13	2.06	0.86
1:P:721:LEU:CD2	1:V:805:LEU:CA	1.79	0.86
1:S:771:VAL:CG1	1:S:781:ILE:HD12	2.06	0.86
1:V:771:VAL:CG1	1:V:781:ILE:HD12	2.06	0.86
1:V:885:VAL:HG22	1:V:886:SER:H	1.39	0.86
1:J:757:THR:HG21	1:J:802:VAL:CB	2.06	0.86

Continued on next page...

Continued from previous page...

Atom-1	Atom-2	Interatomic distance (Å)	Clash overlap (Å)
2:K:930:MET:CE	3:L:1053:VAL:HG13	2.06	0.86
1:V:757:THR:HG21	1:V:802:VAL:CB	2.06	0.86
1:A:885:VAL:HG22	1:A:886:SER:H	1.39	0.86
1:P:811:ASN:CB	1:P:816:THR:HB	2.06	0.86
2:Q:930:MET:CE	3:R:1053:VAL:HG13	2.06	0.86
1:S:721:LEU:CA	1:Y:805:LEU:C	2.44	0.86
1:Y:757:THR:HG21	1:Y:802:VAL:CB	2.05	0.86
1:G:757:THR:HG21	1:G:802:VAL:CB	2.05	0.86
1:G:828:LEU:CD1	1:J:754:GLU:OE1	2.21	0.86
1:G:885:VAL:HG22	1:G:886:SER:H	1.39	0.86
1:V:811:ASN:CB	1:V:816:THR:HB	2.06	0.86
1:Y:811:ASN:CB	1:Y:816:THR:HB	2.06	0.86
1:A:811:ASN:CB	1:A:816:THR:HB	2.06	0.85
1:J:721:LEU:CD2	1:P:805:LEU:CB	2.24	0.85
1:P:771:VAL:CG1	1:P:781:ILE:HD12	2.06	0.85
1:S:899:TYR:CD1	2:T:1031:ARG:HG2	2.11	0.85
1:V:899:TYR:CD1	2:W:1031:ARG:HG2	2.11	0.85
1:D:757:THR:HG21	1:D:802:VAL:CB	2.05	0.85
1:M:721:LEU:CA	1:S:805:LEU:C	2.44	0.85
1:S:811:ASN:CB	1:S:816:THR:HB	2.06	0.85
2:T:930:MET:CE	3:U:1053:VAL:HG13	2.06	0.85
1:Y:899:TYR:CD1	2:Z:1031:ARG:HG2	2.12	0.85
2:E:930:MET:HE1	3:F:1053:VAL:HG13	1.58	0.85
1:J:899:TYR:CD1	2:K:1031:ARG:HG2	2.11	0.85
1:M:720:ASN:CG	1:S:790:GLN:OE1	1.88	0.85
1:M:811:ASN:CB	1:M:816:THR:HB	2.06	0.85
1:P:801:ARG:CB	1:P:834:PRO:HA	2.05	0.85
1:S:801:ARG:CB	1:S:834:PRO:HA	2.05	0.85
1:V:801:ARG:CB	1:V:834:PRO:HA	2.05	0.85
1:A:899:TYR:CD1	2:B:1031:ARG:HG2	2.11	0.85
1:G:898:VAL:HG12	2:H:1033:GLN:HG3	1.55	0.85
2:H:930:MET:CE	3:I:1053:VAL:HG13	2.06	0.85
1:P:899:TYR:CD1	2:Q:1031:ARG:HG2	2.11	0.85
1:A:809:ILE:HD12	1:A:820:ILE:HG21	1.58	0.85
1:G:811:ASN:CB	1:G:816:THR:HB	2.06	0.85
2:H:998:ARG:HD2	2:H:1000:ARG:NH2	1.92	0.85
1:M:899:TYR:CD1	2:N:1031:ARG:HG2	2.11	0.85
1:A:757:THR:HG21	1:A:802:VAL:CB	2.06	0.85
1:A:801:ARG:CB	1:A:834:PRO:HA	2.05	0.85
2:E:998:ARG:HD2	2:E:1000:ARG:NH2	1.92	0.85
1:G:899:TYR:CD1	2:H:1031:ARG:HG2	2.11	0.85

Continued on next page...

Continued from previous page...

Atom-1	Atom-2	Interatomic distance (Å)	Clash overlap (Å)
1:Y:801:ARG:CB	1:Y:834:PRO:HA	2.05	0.85
2:B:998:ARG:HD2	2:B:1000:ARG:NH2	1.92	0.85
1:D:809:ILE:HD12	1:D:820:ILE:HG21	1.58	0.85
1:D:899:TYR:CD1	2:E:1031:ARG:HG2	2.12	0.85
1:J:721:LEU:CA	1:P:805:LEU:C	2.44	0.85
2:K:998:ARG:HD2	2:K:1000:ARG:NH2	1.92	0.85
1:M:801:ARG:CB	1:M:834:PRO:HA	2.05	0.85
2:N:930:MET:HE1	3:O:1053:VAL:HG13	1.59	0.85
2:W:1022:THR:HG22	2:W:1024:THR:H	1.42	0.85
2:B:1022:THR:HG22	2:B:1024:THR:H	1.42	0.85
1:D:721:LEU:CA	1:J:805:LEU:C	2.45	0.85
1:M:807:GLU:O	1:M:820:ILE:HG12	1.77	0.85
2:Q:1022:THR:HG22	2:Q:1024:THR:H	1.42	0.85
2:T:998:ARG:HD2	2:T:1000:ARG:NH2	1.92	0.85
1:V:809:ILE:HD12	1:V:820:ILE:HG21	1.58	0.85
2:Z:998:ARG:HD2	2:Z:1000:ARG:NH2	1.92	0.85
1:M:771:VAL:CG1	1:M:781:ILE:HD12	2.06	0.85
2:B:930:MET:CE	3:C:1053:VAL:HG13	2.06	0.84
1:G:725:ARG:HH12	1:M:808:ARG:HG3	1.02	0.84
1:G:767:VAL:CG2	1:G:785:SER:HB2	2.07	0.84
1:G:842:TRP:CZ2	1:G:846:ARG:HB3	2.12	0.84
2:W:930:MET:CE	3:X:1053:VAL:HG13	2.06	0.84
1:Y:809:ILE:HD12	1:Y:820:ILE:HG21	1.58	0.84
1:A:771:VAL:CG1	1:A:781:ILE:HD12	2.06	0.84
1:A:828:LEU:CD1	1:D:754:GLU:OE1	2.21	0.84
2:H:1022:THR:HG22	2:H:1024:THR:H	1.42	0.84
1:P:721:LEU:CA	1:V:805:LEU:C	2.44	0.84
1:S:725:ARG:HH12	1:Y:808:ARG:HG3	1.02	0.84
1:A:898:VAL:HG12	2:B:1033:GLN:HG3	1.55	0.84
1:D:767:VAL:CG2	1:D:785:SER:HB2	2.07	0.84
1:G:721:LEU:CA	1:M:805:LEU:C	2.44	0.84
1:G:771:VAL:CG1	1:G:781:ILE:HD12	2.06	0.84
1:G:807:GLU:O	1:G:820:ILE:HG12	1.77	0.84
2:N:998:ARG:HD2	2:N:1000:ARG:NH2	1.92	0.84
1:P:885:VAL:HG22	1:P:886:SER:H	1.39	0.84
1:V:767:VAL:CG2	1:V:785:SER:HB2	2.07	0.84
2:E:930:MET:CE	3:F:1053:VAL:HG13	2.06	0.84
1:J:771:VAL:CG1	1:J:781:ILE:HD12	2.06	0.84
2:K:1022:THR:HG22	2:K:1024:THR:H	1.42	0.84
1:Y:807:GLU:O	1:Y:820:ILE:HG12	1.77	0.84
1:A:842:TRP:CZ2	1:A:846:ARG:HB3	2.12	0.84

Continued on next page...

Continued from previous page...

Atom-1	Atom-2	Interatomic distance (Å)	Clash overlap (Å)
1:D:801:ARG:CB	1:D:834:PRO:HA	2.05	0.84
1:J:801:ARG:CB	1:J:834:PRO:HA	2.05	0.84
1:P:842:TRP:CZ2	1:P:846:ARG:HB3	2.13	0.84
2:Q:998:ARG:HD2	2:Q:1000:ARG:NH2	1.92	0.84
1:S:807:GLU:O	1:S:820:ILE:HG12	1.77	0.84
1:V:807:GLU:O	1:V:820:ILE:HG12	1.77	0.84
1:Y:767:VAL:CG2	1:Y:785:SER:HB2	2.07	0.84
1:Y:842:TRP:CZ2	1:Y:846:ARG:HB3	2.13	0.84
1:D:842:TRP:CZ2	1:D:846:ARG:HB3	2.13	0.84
1:J:721:LEU:CD2	1:P:805:LEU:CA	1.79	0.84
1:P:807:GLU:O	1:P:820:ILE:HG12	1.77	0.84
1:S:767:VAL:CG2	1:S:785:SER:HB2	2.07	0.84
1:A:721:LEU:CA	1:G:805:LEU:C	2.45	0.84
1:D:725:ARG:HH12	1:J:808:ARG:HG3	1.02	0.84
1:D:771:VAL:CG1	1:D:781:ILE:HD12	2.06	0.84
1:G:809:ILE:HD12	1:G:820:ILE:HG21	1.58	0.84
1:J:725:ARG:HH12	1:P:808:ARG:HG3	1.02	0.84
1:J:767:VAL:CG2	1:J:785:SER:HB2	2.07	0.84
1:V:842:TRP:CZ2	1:V:846:ARG:HB3	2.12	0.84
1:D:807:GLU:O	1:D:820:ILE:HG12	1.77	0.84
2:E:1022:THR:HG22	2:E:1024:THR:H	1.42	0.84
1:G:801:ARG:CB	1:G:834:PRO:HA	2.05	0.84
1:S:809:ILE:HD12	1:S:820:ILE:HG21	1.58	0.84
1:S:842:TRP:CZ2	1:S:846:ARG:HB3	2.13	0.84
1:J:809:ILE:HD12	1:J:820:ILE:HG21	1.58	0.84
1:D:780:LEU:CD1	1:D:895:PHE:HB2	2.08	0.84
1:J:842:TRP:CZ2	1:J:846:ARG:HB3	2.13	0.84
2:N:1022:THR:HG22	2:N:1024:THR:H	1.42	0.84
1:P:809:ILE:HD12	1:P:820:ILE:HG21	1.58	0.84
1:A:780:LEU:CD1	1:A:895:PHE:HB2	2.08	0.83
1:D:828:LEU:CD1	1:G:754:GLU:OE1	2.21	0.83
1:G:780:LEU:CD1	1:G:895:PHE:HB2	2.08	0.83
1:A:771:VAL:HG11	1:A:781:ILE:HD12	1.61	0.83
1:A:807:GLU:O	1:A:820:ILE:HG12	1.77	0.83
2:B:1024:THR:HG22	2:B:1025:ALA:H	1.44	0.83
1:D:809:ILE:HD11	1:D:820:ILE:HD13	1.60	0.83
1:P:767:VAL:CG2	1:P:785:SER:HB2	2.07	0.83
2:T:1022:THR:HG22	2:T:1024:THR:H	1.42	0.83
2:W:998:ARG:HD2	2:W:1000:ARG:NH2	1.92	0.83
1:Y:809:ILE:HD11	1:Y:820:ILE:HD13	1.60	0.83
2:Z:1022:THR:HG22	2:Z:1024:THR:H	1.42	0.83

Continued on next page...

Continued from previous page...

Atom-1	Atom-2	Interatomic distance (Å)	Clash overlap (Å)
2:Z:1024:THR:HG22	2:Z:1025:ALA:H	1.44	0.83
1:A:767:VAL:CG2	1:A:785:SER:HB2	2.07	0.83
1:A:809:ILE:HD11	1:A:820:ILE:HD13	1.60	0.83
1:J:780:LEU:CD1	1:J:895:PHE:HB2	2.08	0.83
1:V:809:ILE:HD11	1:V:820:ILE:HD13	1.60	0.83
1:G:809:ILE:HD11	1:G:820:ILE:HD13	1.60	0.83
1:J:809:ILE:HD11	1:J:820:ILE:HD13	1.60	0.83
1:M:809:ILE:HD11	1:M:820:ILE:HD13	1.60	0.83
1:M:780:LEU:CD1	1:M:895:PHE:HB2	2.08	0.83
1:M:809:ILE:HD12	1:M:820:ILE:HG21	1.58	0.83
1:P:809:ILE:HD11	1:P:820:ILE:HD13	1.60	0.83
1:D:771:VAL:HG11	1:D:781:ILE:HD12	1.61	0.83
1:J:807:GLU:O	1:J:820:ILE:HG12	1.77	0.83
2:K:930:MET:HE1	3:L:1053:VAL:HG13	1.60	0.83
1:S:809:ILE:HD11	1:S:820:ILE:HD13	1.60	0.83
2:Q:1024:THR:HG22	2:Q:1025:ALA:H	1.44	0.83
2:K:1024:THR:HG22	2:K:1025:ALA:H	1.44	0.83
1:M:726:LEU:HD22	1:P:891:ARG:NH2	1.93	0.83
1:M:767:VAL:CG2	1:M:785:SER:HB2	2.07	0.83
1:M:842:TRP:CZ2	1:M:846:ARG:HB3	2.13	0.83
1:P:726:LEU:HD22	1:S:891:ARG:NH2	1.93	0.83
1:S:726:LEU:HD22	1:V:891:ARG:NH2	1.93	0.83
1:D:720:ASN:N	1:J:805:LEU:CD2	2.42	0.83
2:H:1024:THR:HG22	2:H:1025:ALA:H	1.44	0.83
1:J:726:LEU:HD22	1:M:891:ARG:NH2	1.93	0.82
1:P:780:LEU:CD1	1:P:895:PHE:HB2	2.08	0.82
1:S:721:LEU:C	1:Y:806:TRP:C	2.34	0.82
2:T:1024:THR:HG22	2:T:1025:ALA:H	1.44	0.82
1:Y:771:VAL:HG11	1:Y:781:ILE:HD12	1.61	0.82
1:A:720:ASN:N	1:G:805:LEU:CD2	2.42	0.82
1:G:720:ASN:N	1:M:805:LEU:CD2	2.42	0.82
1:V:726:LEU:HD22	1:Y:891:ARG:NH2	1.93	0.82
1:P:720:ASN:N	1:V:805:LEU:CD2	2.42	0.82
1:P:721:LEU:CD2	1:V:805:LEU:CB	2.24	0.82
1:A:726:LEU:HD22	1:D:891:ARG:NH2	1.93	0.82
1:G:726:LEU:HD22	1:J:891:ARG:NH2	1.93	0.82
1:M:725:ARG:HH12	1:S:808:ARG:HG3	1.02	0.82
1:S:726:LEU:CG	1:V:891:ARG:HH12	1.93	0.82
1:A:787:VAL:HG22	1:A:809:ILE:HG12	1.61	0.82
2:E:1022:THR:HG21	2:E:1025:ALA:O	1.80	0.82
1:G:721:LEU:HA	1:M:805:LEU:O	1.80	0.82

Continued on next page...

Continued from previous page...

Atom-1	Atom-2	Interatomic distance (Å)	Clash overlap (Å)
1:J:721:LEU:HA	1:P:805:LEU:O	1.80	0.82
1:P:721:LEU:C	1:V:806:TRP:C	2.34	0.82
1:S:780:LEU:CD1	1:S:895:PHE:HB2	2.08	0.82
1:V:726:LEU:CG	1:Y:891:ARG:HH12	1.93	0.82
1:D:721:LEU:HA	1:J:805:LEU:O	1.80	0.82
1:G:726:LEU:CG	1:J:891:ARG:HH12	1.93	0.82
1:G:771:VAL:HG11	1:G:781:ILE:HD12	1.61	0.82
1:V:771:VAL:HG11	1:V:781:ILE:HD12	1.61	0.82
2:W:1024:THR:HG22	2:W:1025:ALA:H	1.44	0.82
2:B:1022:THR:HG21	2:B:1025:ALA:O	1.80	0.82
1:D:787:VAL:HG22	1:D:809:ILE:HG12	1.61	0.82
1:G:787:VAL:HG22	1:G:809:ILE:HG12	1.61	0.82
1:M:721:LEU:HA	1:S:805:LEU:O	1.80	0.82
1:S:720:ASN:N	1:Y:805:LEU:CD2	2.42	0.82
1:D:844:ARG:HG2	1:D:873:ILE:HG12	1.61	0.82
2:E:1024:THR:HG22	2:E:1025:ALA:H	1.44	0.82
1:J:720:ASN:N	1:P:805:LEU:CD2	2.42	0.82
1:J:726:LEU:CG	1:M:891:ARG:HH12	1.93	0.82
1:V:808:ARG:HG2	1:V:819:ASN:HA	1.62	0.82
1:M:720:ASN:N	1:S:805:LEU:CD2	2.42	0.81
1:S:808:ARG:HG2	1:S:819:ASN:HA	1.62	0.81
1:D:726:LEU:HD22	1:G:891:ARG:NH2	1.93	0.81
2:H:999:ILE:CD1	2:H:1008:VAL:HG23	2.10	0.81
1:P:721:LEU:HA	1:V:805:LEU:O	1.80	0.81
1:A:721:LEU:HA	1:G:805:LEU:O	1.80	0.81
1:D:726:LEU:CG	1:G:891:ARG:HH12	1.93	0.81
2:E:999:ILE:CD1	2:E:1008:VAL:HG23	2.11	0.81
2:K:999:ILE:CD1	2:K:1008:VAL:HG23	2.10	0.81
2:N:999:ILE:CD1	2:N:1008:VAL:HG23	2.10	0.81
1:P:726:LEU:CG	1:S:891:ARG:HH12	1.93	0.81
1:P:771:VAL:HG11	1:P:781:ILE:HD12	1.61	0.81
1:P:808:ARG:HG2	1:P:819:ASN:HA	1.62	0.81
2:Q:1022:THR:HG21	2:Q:1025:ALA:O	1.80	0.81
1:S:771:VAL:HG11	1:S:781:ILE:HD12	1.61	0.81
2:T:1022:THR:HG21	2:T:1025:ALA:O	1.80	0.81
1:Y:780:LEU:CD1	1:Y:895:PHE:HB2	2.08	0.81
1:Y:808:ARG:HG2	1:Y:819:ASN:HA	1.62	0.81
1:A:844:ARG:HG2	1:A:873:ILE:HG12	1.61	0.81
1:G:844:ARG:HG2	1:G:873:ILE:HG12	1.61	0.81
1:M:771:VAL:HG11	1:M:781:ILE:HD12	1.61	0.81
1:M:808:ARG:HG2	1:M:819:ASN:HA	1.62	0.81

Continued on next page...

Continued from previous page...

Atom-1	Atom-2	Interatomic distance (Å)	Clash overlap (Å)
1:S:721:LEU:CD2	1:Y:805:LEU:CA	1.79	0.81
1:V:780:LEU:CD1	1:V:895:PHE:HB2	2.08	0.81
1:A:726:LEU:CG	1:D:891:ARG:HH12	1.93	0.81
1:J:808:ARG:HG2	1:J:819:ASN:HA	1.62	0.81
2:Q:999:ILE:CD1	2:Q:1008:VAL:HG23	2.10	0.81
1:S:721:LEU:HA	1:Y:805:LEU:O	1.80	0.81
1:V:833:ILE:HD13	1:V:885:VAL:HG21	1.62	0.81
2:W:1022:THR:HG21	2:W:1025:ALA:O	1.80	0.81
1:Y:833:ILE:HD13	1:Y:885:VAL:HG21	1.62	0.81
2:B:999:ILE:CD1	2:B:1008:VAL:HG23	2.11	0.81
2:H:1022:THR:HG21	2:H:1025:ALA:O	1.80	0.81
1:M:721:LEU:C	1:S:806:TRP:C	2.34	0.81
2:N:1022:THR:HG21	2:N:1025:ALA:O	1.80	0.81
1:S:787:VAL:HG22	1:S:809:ILE:HG12	1.61	0.81
1:G:808:ARG:HG2	1:G:819:ASN:HA	1.62	0.81
1:J:787:VAL:HG22	1:J:809:ILE:HG12	1.61	0.81
1:V:787:VAL:HG22	1:V:809:ILE:HG12	1.61	0.81
1:A:902:ALA:HA	2:B:1029:VAL:HG13	1.63	0.81
2:B:930:MET:HE1	3:C:1053:VAL:HG13	1.59	0.81
1:M:901:LEU:HD12	2:N:912:THR:HB	1.63	0.81
1:P:901:LEU:HD12	2:Q:912:THR:HB	1.63	0.81
1:S:721:LEU:HD13	1:Y:822:SER:C	2.02	0.81
1:S:833:ILE:HD13	1:S:885:VAL:HG21	1.62	0.81
1:S:898:VAL:CG1	2:T:1033:GLN:HG3	2.11	0.81
1:J:771:VAL:HG11	1:J:781:ILE:HD12	1.61	0.81
1:J:851:ILE:HA	1:J:854:PHE:CD2	2.16	0.81
1:J:901:LEU:HD12	2:K:912:THR:HB	1.63	0.81
1:S:844:ARG:HG2	1:S:873:ILE:HG12	1.61	0.81
1:S:901:LEU:HD12	2:T:912:THR:HB	1.63	0.81
2:T:999:ILE:CD1	2:T:1008:VAL:HG23	2.11	0.81
1:Y:851:ILE:HA	1:Y:854:PHE:CD2	2.16	0.81
1:Y:902:ALA:HA	2:Z:1029:VAL:HG13	1.63	0.81
2:B:975:LEU:HD13	1:D:752:GLY:O	1.81	0.81
1:M:726:LEU:CG	1:P:891:ARG:HH12	1.93	0.81
1:M:851:ILE:HA	1:M:854:PHE:CD2	2.16	0.81
1:S:851:ILE:HA	1:S:854:PHE:CD2	2.16	0.81
1:D:901:LEU:HD12	2:E:912:THR:HB	1.63	0.80
1:G:757:THR:HG21	1:G:802:VAL:CG2	2.11	0.80
1:J:898:VAL:CG1	2:K:1033:GLN:HG3	2.11	0.80
1:M:844:ARG:HG2	1:M:873:ILE:HG12	1.61	0.80
1:A:757:THR:HG21	1:A:802:VAL:CG2	2.11	0.80

Continued on next page...

Continued from previous page...

Atom-1	Atom-2	Interatomic distance (Å)	Clash overlap (Å)
1:A:901:LEU:HD12	2:B:912:THR:HB	1.63	0.80
1:D:721:LEU:C	1:J:806:TRP:C	2.34	0.80
1:D:902:ALA:HA	2:E:1029:VAL:HG13	1.63	0.80
1:P:721:LEU:HD13	1:V:822:SER:C	2.01	0.80
1:P:787:VAL:HG22	1:P:809:ILE:HG12	1.61	0.80
1:A:721:LEU:HD13	1:G:822:SER:C	2.02	0.80
1:A:898:VAL:CG1	2:B:1033:GLN:HG3	2.11	0.80
1:D:808:ARG:HG2	1:D:819:ASN:HA	1.62	0.80
1:D:833:ILE:HD13	1:D:885:VAL:HG21	1.62	0.80
1:G:851:ILE:HA	1:G:854:PHE:CD2	2.16	0.80
1:G:901:LEU:HD12	2:H:912:THR:HB	1.63	0.80
1:M:787:VAL:HG22	1:M:809:ILE:HG12	1.61	0.80
1:M:898:VAL:CG1	2:N:1033:GLN:HG3	2.11	0.80
2:Q:975:LEU:HD13	1:S:752:GLY:O	1.81	0.80
2:T:975:LEU:HD13	1:V:752:GLY:O	1.81	0.80
2:W:999:ILE:CD1	2:W:1008:VAL:HG23	2.11	0.80
2:Z:1022:THR:HG21	2:Z:1025:ALA:O	1.80	0.80
1:A:833:ILE:HD13	1:A:885:VAL:HG21	1.62	0.80
2:E:975:LEU:HD13	1:G:752:GLY:O	1.81	0.80
1:G:833:ILE:HD13	1:G:885:VAL:HG21	1.62	0.80
1:J:721:LEU:HD13	1:P:822:SER:C	2.02	0.80
1:J:844:ARG:HG2	1:J:873:ILE:HG12	1.61	0.80
2:K:1022:THR:HG21	2:K:1025:ALA:O	1.80	0.80
2:N:975:LEU:HD13	1:P:752:GLY:O	1.81	0.80
1:P:833:ILE:HD13	1:P:885:VAL:HG21	1.62	0.80
1:V:901:LEU:HD12	2:W:912:THR:HB	1.63	0.80
2:W:975:LEU:HD13	1:Y:752:GLY:O	1.81	0.80
1:Y:787:VAL:HG22	1:Y:809:ILE:HG12	1.61	0.80
1:A:721:LEU:HD22	1:G:822:SER:O	1.82	0.80
1:M:721:LEU:HD13	1:S:822:SER:C	2.02	0.80
1:P:898:VAL:CG1	2:Q:1033:GLN:HG3	2.11	0.80
1:A:720:ASN:CA	1:G:805:LEU:CD2	2.58	0.80
1:G:721:LEU:HD13	1:M:822:SER:C	2.02	0.80
1:J:804:VAL:HG21	1:J:833:ILE:HG13	1.64	0.80
2:N:1024:THR:HG22	2:N:1025:ALA:H	1.44	0.80
1:P:851:ILE:HA	1:P:854:PHE:CD2	2.16	0.80
1:Y:898:VAL:CG1	2:Z:1033:GLN:HG3	2.11	0.80
1:J:721:LEU:HD22	1:P:822:SER:O	1.82	0.80
1:J:757:THR:HG21	1:J:802:VAL:CG2	2.11	0.80
2:K:975:LEU:HD13	1:M:752:GLY:O	1.81	0.80
1:P:721:LEU:HD22	1:V:822:SER:O	1.82	0.80

Continued on next page...

Continued from previous page...

Atom-1	Atom-2	Interatomic distance (Å)	Clash overlap (Å)
1:V:902:ALA:HA	2:W:1029:VAL:HG13	1.63	0.80
1:A:721:LEU:C	1:G:806:TRP:C	2.34	0.80
1:A:808:ARG:HG2	1:A:819:ASN:HA	1.62	0.80
1:D:804:VAL:HG21	1:D:833:ILE:HG13	1.64	0.80
1:G:804:VAL:HG21	1:G:833:ILE:HG13	1.64	0.80
1:M:804:VAL:HG21	1:M:833:ILE:HG13	1.64	0.80
1:S:721:LEU:HD22	1:Y:822:SER:O	1.82	0.80
1:G:721:LEU:C	1:M:806:TRP:C	2.34	0.80
1:G:902:ALA:HA	2:H:1029:VAL:HG13	1.63	0.80
1:J:833:ILE:HD13	1:J:885:VAL:HG21	1.62	0.80
1:V:851:ILE:HA	1:V:854:PHE:CD2	2.16	0.80
1:A:767:VAL:HG21	1:A:785:SER:HB2	1.64	0.80
1:G:767:VAL:HG21	1:G:785:SER:HB2	1.64	0.80
1:J:721:LEU:C	1:P:806:TRP:C	2.34	0.80
1:P:804:VAL:HG21	1:P:833:ILE:HG13	1.64	0.80
2:Z:999:ILE:CD1	2:Z:1008:VAL:HG23	2.11	0.80
1:D:721:LEU:HD13	1:J:822:SER:C	2.02	0.79
1:D:898:VAL:CG1	2:E:1033:GLN:HG3	2.11	0.79
1:M:721:LEU:HD22	1:S:822:SER:O	1.82	0.79
1:M:767:VAL:HG21	1:M:785:SER:HB2	1.64	0.79
1:S:757:THR:HG21	1:S:802:VAL:CG2	2.11	0.79
1:V:757:THR:HG21	1:V:802:VAL:CG2	2.11	0.79
1:V:898:VAL:CG1	2:W:1033:GLN:HG3	2.11	0.79
1:A:721:LEU:CD2	1:G:805:LEU:CA	1.79	0.79
1:A:804:VAL:HG21	1:A:833:ILE:HG13	1.64	0.79
1:G:721:LEU:HD22	1:M:822:SER:O	1.82	0.79
1:Y:844:ARG:HG2	1:Y:873:ILE:HG12	1.61	0.79
1:Y:901:LEU:HD12	2:Z:912:THR:HB	1.63	0.79
1:D:757:THR:HG21	1:D:802:VAL:CG2	2.11	0.79
1:J:902:ALA:HA	2:K:1029:VAL:HG13	1.63	0.79
1:D:721:LEU:HD22	1:J:822:SER:O	1.82	0.79
1:D:851:ILE:HA	1:D:854:PHE:CD2	2.16	0.79
2:H:975:LEU:HD13	1:J:752:GLY:O	1.81	0.79
1:P:725:ARG:HH12	1:V:808:ARG:HG3	1.02	0.79
1:V:844:ARG:HG2	1:V:873:ILE:HG12	1.61	0.79
1:D:720:ASN:CA	1:J:805:LEU:CD2	2.58	0.79
1:G:746:MET:HB3	1:G:886:SER:OG	1.83	0.79
1:S:804:VAL:HG21	1:S:833:ILE:HG13	1.64	0.79
1:D:767:VAL:HG21	1:D:785:SER:HB2	1.64	0.79
1:D:801:ARG:HB2	1:D:834:PRO:HA	1.64	0.79
1:M:833:ILE:HD13	1:M:885:VAL:HG21	1.62	0.79

Continued on next page...

Continued from previous page...

Atom-1	Atom-2	Interatomic distance (Å)	Clash overlap (Å)
1:M:902:ALA:HA	2:N:1029:VAL:HG13	1.63	0.79
1:P:844:ARG:HG2	1:P:873:ILE:HG12	1.61	0.79
1:Y:746:MET:HB3	1:Y:886:SER:OG	1.83	0.79
1:A:851:ILE:HA	1:A:854:PHE:CD2	2.16	0.79
2:H:928:TYR:OH	2:H:946:ASP:HB3	1.83	0.79
1:J:746:MET:HB3	1:J:886:SER:OG	1.83	0.79
1:V:743:LYS:HE2	1:Y:808:ARG:NH2	1.98	0.79
1:D:746:MET:HB3	1:D:886:SER:OG	1.83	0.79
1:S:902:ALA:HA	2:T:1029:VAL:HG13	1.63	0.79
2:B:928:TYR:OH	2:B:946:ASP:HB3	1.83	0.79
1:P:743:LYS:HE2	1:S:808:ARG:NH2	1.98	0.79
1:S:743:LYS:HE2	1:V:808:ARG:NH2	1.98	0.79
2:W:928:TYR:OH	2:W:946:ASP:HB3	1.83	0.79
1:Y:758:THR:HA	1:Y:876:THR:CG2	2.13	0.79
1:A:758:THR:HA	1:A:876:THR:CG2	2.13	0.79
1:G:898:VAL:CG1	2:H:1033:GLN:HG3	2.11	0.79
1:J:767:VAL:HG21	1:J:785:SER:HB2	1.64	0.79
1:M:757:THR:HG21	1:M:802:VAL:CG2	2.11	0.79
1:P:902:ALA:HA	2:Q:1029:VAL:HG13	1.63	0.79
1:S:746:MET:HB3	1:S:886:SER:OG	1.83	0.79
1:S:767:VAL:HG21	1:S:785:SER:HB2	1.64	0.79
1:V:758:THR:HA	1:V:876:THR:CG2	2.13	0.79
1:Y:757:THR:HG21	1:Y:802:VAL:CG2	2.11	0.79
1:A:725:ARG:HH12	1:G:808:ARG:HG3	1.02	0.78
1:A:801:ARG:HB2	1:A:834:PRO:HA	1.64	0.78
1:M:758:THR:HA	1:M:876:THR:CG2	2.13	0.78
1:P:757:THR:HG21	1:P:802:VAL:CG2	2.11	0.78
1:V:746:MET:HB3	1:V:886:SER:OG	1.83	0.78
1:V:804:VAL:HG21	1:V:833:ILE:HG13	1.64	0.78
1:D:758:THR:HA	1:D:876:THR:CG2	2.13	0.78
1:G:711:SER:CB	1:G:714:SER:HB2	2.12	0.78
1:G:801:ARG:HB2	1:G:834:PRO:HA	1.64	0.78
1:M:746:MET:HB3	1:M:886:SER:OG	1.83	0.78
1:G:720:ASN:CB	1:M:805:LEU:HD23	2.13	0.78
2:N:928:TYR:OH	2:N:946:ASP:HB3	1.83	0.78
2:T:915:LEU:HD22	2:T:1028:ASP:HB3	1.66	0.78
1:A:720:ASN:CB	1:G:805:LEU:HD23	2.13	0.78
1:D:720:ASN:CB	1:J:805:LEU:HD23	2.13	0.78
2:K:928:TYR:OH	2:K:946:ASP:HB3	1.83	0.78
1:A:746:MET:HB3	1:A:886:SER:OG	1.83	0.78
1:D:721:LEU:CD2	1:J:805:LEU:CA	1.79	0.78

Continued on next page...

Continued from previous page...

Atom-1	Atom-2	Interatomic distance (Å)	Clash overlap (Å)
1:D:743:LYS:HE2	1:G:808:ARG:NH2	1.98	0.78
2:E:928:TYR:OH	2:E:946:ASP:HB3	1.83	0.78
1:J:711:SER:CB	1:J:714:SER:HB2	2.12	0.78
1:J:758:THR:HA	1:J:876:THR:CG2	2.13	0.78
1:G:720:ASN:CA	1:M:805:LEU:CD2	2.58	0.78
2:H:915:LEU:HD22	2:H:1028:ASP:HB3	1.66	0.78
1:J:720:ASN:CB	1:P:805:LEU:HD23	2.14	0.78
1:P:758:THR:HA	1:P:876:THR:CG2	2.13	0.78
2:T:928:TYR:OH	2:T:946:ASP:HB3	1.83	0.78
1:A:801:ARG:HD2	1:D:759:VAL:HG21	1.66	0.78
1:J:743:LYS:HE2	1:M:808:ARG:NH2	1.98	0.78
1:M:720:ASN:CB	1:S:805:LEU:HD23	2.13	0.78
1:P:746:MET:HB3	1:P:886:SER:OG	1.83	0.78
2:Q:928:TYR:OH	2:Q:946:ASP:HB3	1.83	0.78
1:S:801:ARG:HB2	1:S:834:PRO:HA	1.64	0.78
1:Y:804:VAL:HG21	1:Y:833:ILE:HG13	1.64	0.78
1:A:743:LYS:HE2	1:D:808:ARG:NH2	1.98	0.78
1:M:711:SER:CB	1:M:714:SER:HB2	2.12	0.78
1:P:720:ASN:CB	1:V:805:LEU:HD23	2.13	0.78
1:S:720:ASN:CB	1:Y:805:LEU:HD23	2.13	0.78
2:Z:928:TYR:OH	2:Z:946:ASP:HB3	1.83	0.78
1:P:711:SER:CB	1:P:714:SER:HB2	2.12	0.78
2:Q:915:LEU:HD22	2:Q:1028:ASP:HB3	1.66	0.78
1:S:758:THR:HA	1:S:876:THR:CG2	2.13	0.78
1:A:809:ILE:CG1	1:A:820:ILE:HD13	2.14	0.78
1:M:721:LEU:CD2	1:S:805:LEU:CA	1.79	0.78
1:P:801:ARG:HB2	1:P:834:PRO:HA	1.64	0.78
2:W:915:LEU:HD22	2:W:1028:ASP:HB3	1.66	0.78
1:D:801:ARG:HD2	1:G:759:VAL:HG21	1.66	0.77
1:G:743:LYS:HE2	1:J:808:ARG:NH2	1.98	0.77
1:P:767:VAL:HG21	1:P:785:SER:HB2	1.64	0.77
1:S:711:SER:CB	1:S:714:SER:HB2	2.13	0.77
1:D:746:MET:CE	1:D:886:SER:HB3	2.14	0.77
2:E:915:LEU:HD22	2:E:1028:ASP:HB3	1.66	0.77
2:K:915:LEU:HD22	2:K:1028:ASP:HB3	1.66	0.77
1:V:711:SER:CB	1:V:714:SER:HB2	2.12	0.77
1:Y:806:TRP:CD1	1:Y:887:ILE:HG12	2.19	0.77
1:V:801:ARG:HB2	1:V:834:PRO:HA	1.64	0.77
1:Y:801:ARG:HB2	1:Y:834:PRO:HA	1.64	0.77
1:G:746:MET:CE	1:G:886:SER:HB3	2.14	0.77
1:G:758:THR:HA	1:G:876:THR:CG2	2.13	0.77

Continued on next page...

Continued from previous page...

Atom-1	Atom-2	Interatomic distance (Å)	Clash overlap (Å)
1:Y:767:VAL:HG21	1:Y:785:SER:HB2	1.64	0.77
1:G:868:ARG:NH1	1:J:865:GLU:OE1	2.17	0.77
1:M:743:LYS:HE2	1:P:808:ARG:NH2	1.98	0.77
1:S:746:MET:CE	1:S:886:SER:HB3	2.14	0.77
1:V:767:VAL:HG21	1:V:785:SER:HB2	1.64	0.77
1:V:806:TRP:CD1	1:V:887:ILE:HG12	2.20	0.77
1:A:806:TRP:CD1	1:A:887:ILE:HG12	2.20	0.77
1:D:809:ILE:CG1	1:D:820:ILE:HD13	2.14	0.77
1:G:721:LEU:CD2	1:M:805:LEU:CA	1.79	0.77
1:A:746:MET:CE	1:A:886:SER:HB3	2.15	0.77
1:P:746:MET:CE	1:P:886:SER:HB3	2.15	0.77
1:G:801:ARG:HD2	1:J:759:VAL:HG21	1.66	0.77
1:J:720:ASN:CA	1:P:805:LEU:CD2	2.58	0.77
1:M:801:ARG:HB2	1:M:834:PRO:HA	1.64	0.77
1:S:801:ARG:HD2	1:V:759:VAL:HG21	1.66	0.77
1:D:806:TRP:CD1	1:D:887:ILE:HG12	2.19	0.77
1:J:801:ARG:HB2	1:J:834:PRO:HA	1.64	0.77
1:J:809:ILE:CG1	1:J:820:ILE:HD13	2.14	0.77
2:N:1013:PHE:O	2:N:1015:PRO:HD3	1.86	0.77
2:Q:930:MET:HE3	3:R:1053:VAL:HG22	1.67	0.77
1:S:806:TRP:CD1	1:S:887:ILE:HG12	2.20	0.77
1:V:801:ARG:HD2	1:Y:759:VAL:HG21	1.66	0.77
1:Y:809:ILE:CG1	1:Y:820:ILE:HD13	2.14	0.77
1:D:779:ARG:HB2	2:E:1025:ALA:N	2.00	0.76
1:M:809:ILE:CG1	1:M:820:ILE:HD13	2.14	0.76
1:P:801:ARG:HD2	1:S:759:VAL:HG21	1.66	0.76
2:Q:1013:PHE:O	2:Q:1015:PRO:HD3	1.85	0.76
1:A:901:LEU:HG	1:A:902:ALA:HB2	1.67	0.76
1:J:868:ARG:NH1	1:M:865:GLU:OE1	2.17	0.76
2:K:1013:PHE:O	2:K:1015:PRO:HD3	1.86	0.76
1:P:809:ILE:CG1	1:P:820:ILE:HD13	2.14	0.76
1:G:809:ILE:CG1	1:G:820:ILE:HD13	2.14	0.76
1:J:801:ARG:HD2	1:M:759:VAL:HG21	1.66	0.76
1:S:901:LEU:HG	1:S:902:ALA:HB2	1.67	0.76
2:T:1013:PHE:O	2:T:1015:PRO:HD3	1.85	0.76
2:W:930:MET:HE3	3:X:1053:VAL:HG22	1.67	0.76
1:Y:779:ARG:HB2	2:Z:1025:ALA:N	2.00	0.76
2:B:915:LEU:HD22	2:B:1028:ASP:HB3	1.66	0.76
2:H:1013:PHE:O	2:H:1015:PRO:HD3	1.85	0.76
1:S:779:ARG:HB2	2:T:1025:ALA:N	2.00	0.76
1:S:809:ILE:CG1	1:S:820:ILE:HD13	2.14	0.76

Continued on next page...

Continued from previous page...

Atom-1	Atom-2	Interatomic distance (Å)	Clash overlap (Å)
1:Y:849:ILE:O	1:Y:853:LEU:HG	1.86	0.76
1:G:742:PRO:CG	1:J:810:ARG:NH1	2.47	0.76
1:G:806:TRP:CD1	1:G:887:ILE:HG12	2.20	0.76
1:J:746:MET:CE	1:J:886:SER:HB3	2.15	0.76
1:J:779:ARG:HB2	2:K:1025:ALA:N	2.00	0.76
1:P:779:ARG:HB2	2:Q:1025:ALA:N	2.00	0.76
1:P:806:TRP:CD1	1:P:887:ILE:HG12	2.20	0.76
1:P:901:LEU:HG	1:P:902:ALA:HB2	1.67	0.76
1:S:849:ILE:O	1:S:853:LEU:HG	1.86	0.76
1:V:809:ILE:CG1	1:V:820:ILE:HD13	2.14	0.76
1:A:849:ILE:O	1:A:853:LEU:HG	1.86	0.76
1:D:746:MET:O	1:D:748:PRO:HD3	1.86	0.76
1:D:901:LEU:HG	1:D:902:ALA:HB2	1.67	0.76
2:T:930:MET:HE3	3:U:1053:VAL:HG22	1.68	0.76
1:V:901:LEU:HG	1:V:902:ALA:HB2	1.67	0.76
2:W:1013:PHE:O	2:W:1015:PRO:HD3	1.85	0.76
1:A:787:VAL:CG2	1:A:809:ILE:HG12	2.16	0.76
1:A:796:LYS:O	1:A:875:PRO:HG2	1.86	0.76
1:D:787:VAL:CG2	1:D:809:ILE:HG12	2.16	0.76
2:E:1013:PHE:O	2:E:1015:PRO:HD3	1.85	0.76
1:M:801:ARG:HD2	1:P:759:VAL:HG21	1.66	0.76
2:Z:915:LEU:HD22	2:Z:1028:ASP:HB3	1.66	0.76
1:G:901:LEU:HG	1:G:902:ALA:HB2	1.66	0.76
2:K:943:HIS:CD2	3:L:1058:PRO:HA	2.21	0.76
1:M:901:LEU:HG	1:M:902:ALA:HB2	1.67	0.76
2:T:943:HIS:CD2	3:U:1058:PRO:HA	2.21	0.76
2:W:965:TYR:OH	1:Y:752:GLY:HA2	1.86	0.76
1:Y:746:MET:CE	1:Y:886:SER:HB3	2.14	0.76
1:A:742:PRO:CG	1:D:810:ARG:NH1	2.47	0.76
1:A:802:VAL:HG22	1:A:803:PHE:H	1.51	0.76
2:B:943:HIS:CD2	3:C:1058:PRO:HA	2.21	0.76
2:B:965:TYR:OH	1:D:752:GLY:HA2	1.86	0.76
2:B:1013:PHE:O	2:B:1015:PRO:HD3	1.85	0.76
1:G:746:MET:O	1:G:748:PRO:HD3	1.85	0.76
2:K:965:TYR:OH	1:M:752:GLY:HA2	1.86	0.76
1:M:779:ARG:HB2	2:N:1025:ALA:N	2.00	0.76
2:N:915:LEU:HD22	2:N:1028:ASP:HB3	1.66	0.76
1:G:779:ARG:HB2	2:H:1025:ALA:N	2.00	0.76
1:J:806:TRP:CD1	1:J:887:ILE:HG12	2.20	0.76
1:M:806:TRP:CD1	1:M:887:ILE:HG12	2.20	0.76
2:T:965:TYR:OH	1:V:752:GLY:HA2	1.86	0.76

Continued on next page...

Continued from previous page...

Atom-1	Atom-2	Interatomic distance (Å)	Clash overlap (Å)
2:Z:1013:PHE:O	2:Z:1015:PRO:HD3	1.85	0.76
1:D:796:LYS:O	1:D:875:PRO:HG2	1.86	0.75
1:D:802:VAL:HG22	1:D:803:PHE:H	1.51	0.75
1:M:746:MET:CE	1:M:886:SER:HB3	2.14	0.75
1:M:868:ARG:NH1	1:P:865:GLU:OE1	2.17	0.75
2:Q:943:HIS:CD2	3:R:1058:PRO:HA	2.21	0.75
1:V:746:MET:CE	1:V:886:SER:HB3	2.15	0.75
1:Y:901:LEU:HG	1:Y:902:ALA:HB2	1.67	0.75
2:E:980:VAL:CG1	1:G:766:ARG:NH1	2.47	0.75
1:J:787:VAL:CG2	1:J:809:ILE:HG12	2.16	0.75
1:M:796:LYS:O	1:M:875:PRO:HG2	1.86	0.75
1:A:746:MET:O	1:A:748:PRO:HD3	1.86	0.75
1:G:802:VAL:HG22	1:G:803:PHE:H	1.51	0.75
2:N:965:TYR:OH	1:P:752:GLY:HA2	1.86	0.75
1:V:779:ARG:HB2	2:W:1025:ALA:N	2.00	0.75
2:E:943:HIS:CD2	3:F:1058:PRO:HA	2.21	0.75
1:G:849:ILE:O	1:G:853:LEU:HG	1.86	0.75
1:M:849:ILE:O	1:M:853:LEU:HG	1.86	0.75
1:J:901:LEU:HG	1:J:902:ALA:HB2	1.67	0.75
1:M:720:ASN:N	1:S:805:LEU:HD23	2.02	0.75
1:P:849:ILE:O	1:P:853:LEU:HG	1.86	0.75
2:E:965:TYR:OH	1:G:752:GLY:HA2	1.86	0.75
2:H:965:TYR:OH	1:J:752:GLY:HA2	1.86	0.75
1:J:720:ASN:N	1:P:805:LEU:HD23	2.02	0.75
1:A:779:ARG:HB2	2:B:1025:ALA:N	2.00	0.75
1:J:796:LYS:O	1:J:875:PRO:HG2	1.86	0.75
1:M:742:PRO:CG	1:P:810:ARG:NH1	2.47	0.75
2:N:943:HIS:CD2	3:O:1058:PRO:HA	2.21	0.75
1:P:868:ARG:NH1	1:S:865:GLU:OE1	2.17	0.75
2:Q:965:TYR:OH	1:S:752:GLY:HA2	1.86	0.75
1:A:902:ALA:O	2:B:1029:VAL:HA	1.87	0.75
1:G:796:LYS:O	1:G:875:PRO:HG2	1.86	0.75
2:H:930:MET:HE3	3:I:1053:VAL:HG22	1.68	0.75
1:P:787:VAL:CG2	1:P:809:ILE:HG12	2.16	0.75
1:S:787:VAL:CG2	1:S:809:ILE:HG12	2.16	0.75
1:V:787:VAL:CG2	1:V:809:ILE:HG12	2.16	0.75
2:W:980:VAL:HG13	1:Y:766:ARG:HH12	1.51	0.75
1:G:787:VAL:CG2	1:G:809:ILE:HG12	2.16	0.75
1:S:902:ALA:O	2:T:1029:VAL:HA	1.87	0.75
1:V:849:ILE:O	1:V:853:LEU:HG	1.86	0.75
2:H:943:HIS:CD2	3:I:1058:PRO:HA	2.21	0.74

Continued on next page...

Continued from previous page...

Atom-1	Atom-2	Interatomic distance (Å)	Clash overlap (Å)
1:P:746:MET:O	1:P:748:PRO:HD3	1.85	0.74
1:P:796:LYS:O	1:P:875:PRO:HG2	1.86	0.74
1:Y:902:ALA:O	2:Z:1029:VAL:HA	1.87	0.74
1:J:802:VAL:HG22	1:J:803:PHE:H	1.51	0.74
1:J:902:ALA:O	2:K:1029:VAL:HA	1.87	0.74
1:M:746:MET:O	1:M:748:PRO:HD3	1.86	0.74
1:S:868:ARG:NH1	1:V:865:GLU:OE1	2.17	0.74
2:T:980:VAL:HG13	1:V:766:ARG:HH12	1.51	0.74
1:D:902:ALA:O	2:E:1029:VAL:HA	1.87	0.74
1:G:720:ASN:N	1:M:805:LEU:HD23	2.02	0.74
1:J:849:ILE:O	1:J:853:LEU:HG	1.86	0.74
1:P:742:PRO:CG	1:S:810:ARG:NH1	2.47	0.74
1:S:835:GLY:HA3	1:S:878:TYR:O	1.88	0.74
1:V:746:MET:O	1:V:748:PRO:HD3	1.86	0.74
1:V:835:GLY:HA3	1:V:878:TYR:O	1.88	0.74
2:W:943:HIS:CD2	3:X:1058:PRO:HA	2.21	0.74
1:Y:835:GLY:HA3	1:Y:878:TYR:O	1.88	0.74
1:A:726:LEU:CD1	1:D:891:ARG:NH1	2.50	0.74
1:D:849:ILE:O	1:D:853:LEU:HG	1.86	0.74
2:E:925:ASN:ND2	2:E:1012:ASN:HB2	2.02	0.74
1:J:746:MET:O	1:J:748:PRO:HD3	1.85	0.74
1:M:729:SER:HG	1:P:818:VAL:HG22	1.50	0.74
1:Y:746:MET:O	1:Y:748:PRO:HD3	1.86	0.74
1:Y:787:VAL:CG2	1:Y:809:ILE:HG12	2.16	0.74
2:N:930:MET:HE3	3:O:1053:VAL:HG22	1.69	0.74
1:S:746:MET:O	1:S:748:PRO:HD3	1.86	0.74
2:B:930:MET:HE3	3:C:1053:VAL:HG22	1.69	0.74
1:D:726:LEU:CD1	1:G:891:ARG:NH1	2.50	0.74
1:P:902:ALA:O	2:Q:1029:VAL:HA	1.87	0.74
1:V:868:ARG:NH1	1:Y:865:GLU:OE1	2.17	0.74
1:G:721:LEU:C	1:M:805:LEU:O	2.26	0.74
1:P:721:LEU:C	1:V:805:LEU:O	2.26	0.74
2:Q:980:VAL:HG13	1:S:766:ARG:HH12	1.51	0.74
1:S:736:ASN:HB2	1:S:739:LEU:CG	2.17	0.74
1:D:746:MET:HE2	1:D:886:SER:HB3	1.70	0.74
1:M:835:GLY:HA3	1:M:878:TYR:O	1.88	0.74
1:M:902:ALA:O	2:N:1029:VAL:HA	1.87	0.74
1:P:835:GLY:HA3	1:P:878:TYR:O	1.88	0.74
1:S:720:ASN:N	1:Y:805:LEU:HD23	2.02	0.74
2:T:925:ASN:ND2	2:T:1012:ASN:HB2	2.02	0.74
1:V:796:LYS:O	1:V:875:PRO:HG2	1.86	0.74

Continued on next page...

Continued from previous page...

Atom-1	Atom-2	Interatomic distance (Å)	Clash overlap (Å)
1:V:802:VAL:HG22	1:V:803:PHE:H	1.51	0.74
2:W:925:ASN:ND2	2:W:1012:ASN:HB2	2.02	0.74
1:A:721:LEU:CA	1:G:805:LEU:O	2.35	0.74
1:D:742:PRO:CG	1:G:810:ARG:NH1	2.47	0.74
2:E:930:MET:HE3	3:F:1053:VAL:HG22	1.68	0.74
1:G:902:ALA:O	2:H:1029:VAL:HA	1.87	0.74
1:M:787:VAL:CG2	1:M:809:ILE:HG12	2.16	0.74
1:S:796:LYS:O	1:S:875:PRO:HG2	1.86	0.74
1:V:726:LEU:CD1	1:Y:891:ARG:NH1	2.50	0.74
1:Y:796:LYS:O	1:Y:875:PRO:HG2	1.86	0.74
2:Z:925:ASN:ND2	2:Z:1012:ASN:HB2	2.02	0.74
2:E:925:ASN:HB3	2:E:946:ASP:OD1	1.88	0.74
1:S:802:VAL:HG22	1:S:803:PHE:H	1.51	0.74
1:V:736:ASN:HB2	1:V:739:LEU:CG	2.17	0.74
1:V:809:ILE:HG13	1:V:820:ILE:HD13	1.69	0.74
2:B:925:ASN:HB3	2:B:946:ASP:OD1	1.88	0.73
1:M:721:LEU:CA	1:S:805:LEU:O	2.35	0.73
2:Q:925:ASN:ND2	2:Q:1012:ASN:HB2	2.02	0.73
2:Q:925:ASN:HB3	2:Q:946:ASP:OD1	1.88	0.73
1:D:721:LEU:C	1:J:805:LEU:O	2.26	0.73
1:G:726:LEU:CD1	1:J:891:ARG:NH1	2.50	0.73
2:H:925:ASN:HB3	2:H:946:ASP:OD1	1.88	0.73
1:J:721:LEU:CA	1:P:805:LEU:O	2.35	0.73
1:J:835:GLY:HA3	1:J:878:TYR:O	1.88	0.73
1:M:721:LEU:C	1:S:805:LEU:O	2.26	0.73
1:P:809:ILE:HG13	1:P:820:ILE:HD13	1.69	0.73
2:K:925:ASN:HB3	2:K:946:ASP:OD1	1.88	0.73
2:K:930:MET:HE3	3:L:1053:VAL:HG22	1.69	0.73
3:U:1040:LYS:HG2	3:U:1041:PRO:O	1.89	0.73
2:W:925:ASN:HB3	2:W:946:ASP:OD1	1.88	0.73
1:Y:833:ILE:CD1	1:Y:885:VAL:HG21	2.19	0.73
1:D:720:ASN:N	1:J:805:LEU:HD23	2.02	0.73
1:G:721:LEU:CA	1:M:805:LEU:O	2.35	0.73
1:J:729:SER:HG	1:M:818:VAL:HG22	1.53	0.73
2:N:925:ASN:ND2	2:N:1012:ASN:HB2	2.02	0.73
1:S:726:LEU:CD1	1:V:891:ARG:NH1	2.50	0.73
1:Y:809:ILE:HG13	1:Y:820:ILE:HD13	1.69	0.73
1:A:845:LEU:O	1:A:849:ILE:HG13	1.89	0.73
1:D:835:GLY:HA3	1:D:878:TYR:O	1.88	0.73
1:D:845:LEU:O	1:D:849:ILE:HG13	1.89	0.73
3:F:1040:LYS:HG2	3:F:1041:PRO:O	1.89	0.73

Continued on next page...

Continued from previous page...

Atom-1	Atom-2	Interatomic distance (Å)	Clash overlap (Å)
1:J:742:PRO:CG	1:M:810:ARG:NH1	2.47	0.73
1:M:829:GLY:HA3	1:P:753:THR:HG21	1.71	0.73
2:N:925:ASN:HB3	2:N:946:ASP:OD1	1.88	0.73
1:P:721:LEU:CA	1:V:805:LEU:O	2.35	0.73
1:S:721:LEU:CA	1:Y:805:LEU:O	2.35	0.73
1:V:833:ILE:CD1	1:V:885:VAL:HG21	2.19	0.73
1:V:902:ALA:CA	2:W:912:THR:HG21	2.19	0.73
1:A:729:SER:HG	1:D:818:VAL:HG22	1.54	0.73
3:C:1040:LYS:HG2	3:C:1041:PRO:O	1.89	0.73
1:J:721:LEU:C	1:P:805:LEU:O	2.26	0.73
2:K:980:VAL:CG1	1:M:766:ARG:NH1	2.47	0.73
1:P:781:ILE:HG12	1:P:895:PHE:CE1	2.24	0.73
1:P:829:GLY:HA3	1:S:753:THR:HG21	1.71	0.73
1:S:809:ILE:HG13	1:S:820:ILE:HD13	1.69	0.73
1:V:801:ARG:CD	1:Y:759:VAL:HG21	2.19	0.73
3:X:1040:LYS:HG2	3:X:1041:PRO:O	1.89	0.73
1:Y:802:VAL:HG22	1:Y:803:PHE:H	1.51	0.73
1:Y:902:ALA:CA	2:Z:912:THR:HG21	2.19	0.73
1:A:721:LEU:C	1:G:805:LEU:O	2.26	0.73
1:A:746:MET:HE2	1:A:886:SER:HB3	1.71	0.73
1:S:721:LEU:C	1:Y:805:LEU:O	2.26	0.73
1:S:829:GLY:HA3	1:V:753:THR:HG21	1.71	0.73
1:S:902:ALA:CA	2:T:912:THR:HG21	2.19	0.73
1:V:902:ALA:O	2:W:1029:VAL:HA	1.87	0.73
2:B:925:ASN:ND2	2:B:1012:ASN:HB2	2.02	0.73
1:D:721:LEU:CA	1:J:805:LEU:O	2.35	0.73
1:D:781:ILE:HG12	1:D:895:PHE:CZ	2.24	0.73
1:D:781:ILE:HG12	1:D:895:PHE:CE1	2.24	0.73
1:G:781:ILE:HG12	1:G:895:PHE:CZ	2.24	0.73
1:J:726:LEU:CD1	1:M:891:ARG:NH1	2.50	0.73
1:J:829:GLY:HA3	1:M:753:THR:HG21	1.71	0.73
1:M:809:ILE:HG13	1:M:820:ILE:HD13	1.69	0.73
1:P:726:LEU:CD1	1:S:891:ARG:NH1	2.50	0.73
1:Y:736:ASN:HB2	1:Y:739:LEU:CG	2.17	0.73
1:G:781:ILE:HG12	1:G:895:PHE:CE1	2.24	0.73
1:G:845:LEU:O	1:G:849:ILE:HG13	1.89	0.73
2:H:925:ASN:ND2	2:H:1012:ASN:HB2	2.02	0.73
1:M:781:ILE:HG12	1:M:895:PHE:CZ	2.24	0.73
1:M:802:VAL:HG22	1:M:803:PHE:H	1.51	0.73
2:N:980:VAL:HG13	1:P:766:ARG:HH12	1.51	0.73
3:R:1040:LYS:HG2	3:R:1041:PRO:O	1.89	0.73

Continued on next page...

Continued from previous page...

Atom-1	Atom-2	Interatomic distance (Å)	Clash overlap (Å)
1:S:781:ILE:HG12	1:S:895:PHE:CE1	2.24	0.73
1:S:833:ILE:CD1	1:S:885:VAL:HG21	2.19	0.73
1:V:829:GLY:HA3	1:Y:753:THR:HG21	1.71	0.73
3:I:1040:LYS:HG2	3:I:1041:PRO:O	1.89	0.73
1:M:726:LEU:CD1	1:P:891:ARG:NH1	2.50	0.73
1:P:902:ALA:CA	2:Q:912:THR:HG21	2.19	0.73
1:S:729:SER:HB2	1:V:891:ARG:HD2	1.71	0.73
1:A:711:SER:CB	1:A:714:SER:HB2	2.12	0.72
1:A:781:ILE:HG12	1:A:895:PHE:CZ	2.24	0.72
1:G:829:GLY:HA3	1:J:753:THR:HG21	1.71	0.72
1:J:781:ILE:HG12	1:J:895:PHE:CZ	2.24	0.72
1:M:781:ILE:HG12	1:M:895:PHE:CE1	2.24	0.72
1:M:801:ARG:CD	1:P:759:VAL:HG21	2.19	0.72
1:A:809:ILE:HG13	1:A:820:ILE:HD13	1.69	0.72
2:B:980:VAL:CG1	1:D:766:ARG:NH1	2.47	0.72
1:D:809:ILE:HG13	1:D:820:ILE:HD13	1.69	0.72
1:G:835:GLY:HA3	1:G:878:TYR:O	1.88	0.72
1:J:801:ARG:CD	1:M:759:VAL:HG21	2.19	0.72
2:K:925:ASN:ND2	2:K:1012:ASN:HB2	2.02	0.72
1:S:801:ARG:CD	1:V:759:VAL:HG21	2.19	0.72
2:T:925:ASN:HB3	2:T:946:ASP:OD1	1.88	0.72
1:A:781:ILE:HG12	1:A:895:PHE:CE1	2.24	0.72
1:G:746:MET:HE2	1:G:886:SER:HB3	1.70	0.72
1:P:729:SER:HB2	1:S:891:ARG:HD2	1.71	0.72
1:P:833:ILE:CD1	1:P:885:VAL:HG21	2.18	0.72
1:S:742:PRO:CG	1:V:810:ARG:NH1	2.47	0.72
1:Y:845:LEU:O	1:Y:849:ILE:HG13	1.89	0.72
1:D:801:ARG:CD	1:G:759:VAL:HG21	2.19	0.72
1:M:902:ALA:CA	2:N:912:THR:HG21	2.19	0.72
1:S:720:ASN:N	1:Y:805:LEU:HD21	2.05	0.72
2:W:980:VAL:CG1	1:Y:766:ARG:NH1	2.47	0.72
1:Y:781:ILE:CD1	1:Y:893:LEU:HD12	2.19	0.72
1:A:781:ILE:CD1	1:A:893:LEU:HD12	2.19	0.72
1:A:835:GLY:HA3	1:A:878:TYR:O	1.88	0.72
1:D:829:GLY:HA3	1:G:753:THR:HG21	1.71	0.72
1:G:801:ARG:CD	1:J:759:VAL:HG21	2.19	0.72
1:J:809:ILE:HG13	1:J:820:ILE:HD13	1.69	0.72
1:M:781:ILE:CD1	1:M:893:LEU:HD12	2.19	0.72
1:S:781:ILE:HG12	1:S:895:PHE:CZ	2.24	0.72
1:V:729:SER:HB2	1:Y:891:ARG:HD2	1.71	0.72
1:G:809:ILE:HG13	1:G:820:ILE:HD13	1.69	0.72

Continued on next page...

Continued from previous page...

Atom-1	Atom-2	Interatomic distance (Å)	Clash overlap (Å)
1:J:736:ASN:HB2	1:J:739:LEU:CG	2.17	0.72
1:J:845:LEU:O	1:J:849:ILE:HG13	1.89	0.72
1:P:781:ILE:CD1	1:P:893:LEU:HD12	2.19	0.72
1:V:781:ILE:HG12	1:V:895:PHE:CE1	2.24	0.72
1:A:720:ASN:N	1:G:805:LEU:HD23	2.02	0.72
1:J:781:ILE:HG12	1:J:895:PHE:CE1	2.24	0.72
1:P:720:ASN:N	1:V:805:LEU:HD23	2.02	0.72
1:P:802:VAL:HG22	1:P:803:PHE:H	1.51	0.72
1:Y:711:SER:CB	1:Y:714:SER:HB2	2.12	0.72
1:Y:781:ILE:HG12	1:Y:895:PHE:CZ	2.24	0.72
1:J:720:ASN:N	1:P:805:LEU:HD21	2.05	0.72
1:J:781:ILE:CD1	1:J:893:LEU:HD12	2.19	0.72
3:O:1040:LYS:HG2	3:O:1041:PRO:O	1.89	0.72
1:P:720:ASN:N	1:V:805:LEU:HD21	2.05	0.72
1:V:781:ILE:HG12	1:V:895:PHE:CZ	2.24	0.72
1:D:781:ILE:CD1	1:D:893:LEU:HD12	2.19	0.72
1:P:781:ILE:HG12	1:P:895:PHE:CZ	2.24	0.72
1:S:781:ILE:CD1	1:S:893:LEU:HD12	2.19	0.72
1:V:742:PRO:CG	1:Y:810:ARG:NH1	2.47	0.72
1:V:781:ILE:CD1	1:V:893:LEU:HD12	2.19	0.72
1:V:845:LEU:O	1:V:849:ILE:HG13	1.89	0.72
2:Z:925:ASN:HB3	2:Z:946:ASP:OD1	1.88	0.72
1:A:801:ARG:CD	1:D:759:VAL:HG21	2.19	0.72
1:A:829:GLY:HA3	1:D:753:THR:HG21	1.71	0.72
1:J:902:ALA:CA	2:K:912:THR:HG21	2.19	0.72
3:L:1040:LYS:HG2	3:L:1041:PRO:O	1.89	0.72
1:A:833:ILE:CD1	1:A:885:VAL:HG21	2.19	0.71
1:D:720:ASN:H	1:J:805:LEU:CD2	2.03	0.71
1:G:729:SER:HG	1:J:818:VAL:HG22	1.55	0.71
1:M:729:SER:HB2	1:P:891:ARG:HD2	1.71	0.71
1:P:720:ASN:H	1:V:805:LEU:CD2	2.03	0.71
1:S:711:SER:HB3	1:S:714:SER:CB	2.14	0.71
1:V:729:SER:CB	1:Y:891:ARG:HD2	2.20	0.71
1:D:833:ILE:CD1	1:D:885:VAL:HG21	2.19	0.71
1:G:725:ARG:NH2	1:M:808:ARG:HB2	2.05	0.71
1:G:729:SER:CB	1:J:891:ARG:HD2	2.20	0.71
1:G:902:ALA:CA	2:H:912:THR:HG21	2.19	0.71
1:J:729:SER:HB2	1:M:891:ARG:HD2	1.71	0.71
1:M:729:SER:CB	1:P:891:ARG:HD2	2.20	0.71
1:M:833:ILE:CD1	1:M:885:VAL:HG21	2.19	0.71
1:Y:747:ILE:HG13	1:Y:889:VAL:CG2	2.20	0.71

Continued on next page...

Continued from previous page...

Atom-1	Atom-2	Interatomic distance (Å)	Clash overlap (Å)
2:Z:915:LEU:HD23	2:Z:1028:ASP:HB3	1.71	0.71
1:D:736:ASN:HB2	1:D:739:LEU:CG	2.17	0.71
1:D:902:ALA:CA	2:E:912:THR:HG21	2.19	0.71
1:G:736:ASN:HB2	1:G:739:LEU:CG	2.17	0.71
1:G:781:ILE:CD1	1:G:893:LEU:HD12	2.19	0.71
1:J:720:ASN:H	1:P:805:LEU:CD2	2.03	0.71
2:K:980:VAL:HG13	1:M:766:ARG:HH12	1.51	0.71
1:M:845:LEU:O	1:M:849:ILE:HG13	1.89	0.71
1:P:801:ARG:CD	1:S:759:VAL:HG21	2.19	0.71
2:T:980:VAL:CG1	1:V:766:ARG:NH1	2.47	0.71
1:D:711:SER:CB	1:D:714:SER:HB2	2.12	0.71
1:M:720:ASN:N	1:S:805:LEU:HD21	2.05	0.71
1:S:845:LEU:O	1:S:849:ILE:HG13	1.89	0.71
1:Y:781:ILE:HG12	1:Y:895:PHE:CE1	2.24	0.71
1:Y:735:ALA:HB3	1:Y:739:LEU:CD1	2.16	0.71
1:A:729:SER:HB2	1:D:891:ARG:HD2	1.71	0.71
1:A:838:ASP:HB3	1:A:876:THR:OG1	1.91	0.71
1:A:902:ALA:CA	2:B:912:THR:HG21	2.19	0.71
1:D:747:ILE:HG13	1:D:889:VAL:CG2	2.20	0.71
1:D:901:LEU:HB2	1:D:902:ALA:CA	2.21	0.71
1:G:833:ILE:CD1	1:G:885:VAL:HG21	2.19	0.71
1:G:901:LEU:HB2	1:G:902:ALA:CA	2.21	0.71
1:J:729:SER:CB	1:M:891:ARG:HD2	2.21	0.71
1:J:838:ASP:HB3	1:J:876:THR:OG1	1.91	0.71
1:S:735:ALA:HB3	1:S:739:LEU:CD1	2.16	0.71
1:V:735:ALA:HB3	1:V:739:LEU:CD1	2.16	0.71
1:A:736:ASN:HB2	1:A:739:LEU:CG	2.17	0.71
1:A:901:LEU:HB2	1:A:902:ALA:CA	2.21	0.71
2:B:915:LEU:HD23	2:B:1028:ASP:HB3	1.71	0.71
1:D:735:ALA:HB3	1:D:739:LEU:CD1	2.16	0.71
1:P:729:SER:CB	1:S:891:ARG:HD2	2.20	0.71
1:P:845:LEU:O	1:P:849:ILE:HG13	1.89	0.71
1:S:729:SER:CB	1:V:891:ARG:HD2	2.20	0.71
2:W:915:LEU:HD23	2:W:1028:ASP:HB3	1.71	0.71
1:Y:901:LEU:HB2	1:Y:902:ALA:CA	2.21	0.71
1:A:735:ALA:HB3	1:A:739:LEU:CD1	2.16	0.71
2:E:980:VAL:HG13	1:G:766:ARG:HH12	1.51	0.71
1:J:833:ILE:CD1	1:J:885:VAL:HG21	2.18	0.71
1:J:901:LEU:HB2	1:J:902:ALA:CA	2.21	0.71
1:M:736:ASN:HB2	1:M:739:LEU:CG	2.17	0.71
1:S:838:ASP:HB3	1:S:876:THR:OG1	1.91	0.71

Continued on next page...

Continued from previous page...

Atom-1	Atom-2	Interatomic distance (Å)	Clash overlap (Å)
2:B:980:VAL:HG13	1:D:766:ARG:HH12	1.51	0.71
1:G:729:SER:HB2	1:J:891:ARG:HD2	1.71	0.71
2:H:980:VAL:HG13	1:J:766:ARG:HH12	1.51	0.71
1:J:724:ALA:C	1:P:807:GLU:OE1	2.30	0.71
1:P:724:ALA:C	1:V:807:GLU:OE1	2.30	0.71
2:Q:980:VAL:CG1	1:S:766:ARG:NH1	2.47	0.71
1:V:747:ILE:HG13	1:V:889:VAL:CG2	2.20	0.71
1:V:901:LEU:HB2	1:V:902:ALA:CA	2.21	0.71
1:D:720:ASN:N	1:J:805:LEU:HD21	2.05	0.70
1:D:729:SER:HB2	1:G:891:ARG:HD2	1.71	0.70
1:S:747:ILE:HG13	1:S:889:VAL:CG2	2.20	0.70
1:A:868:ARG:NH1	1:D:865:GLU:OE1	2.17	0.70
1:D:838:ASP:HB3	1:D:876:THR:OG1	1.91	0.70
2:E:915:LEU:HD23	2:E:1028:ASP:HB3	1.71	0.70
1:J:747:ILE:HG13	1:J:889:VAL:CG2	2.20	0.70
1:J:867:LEU:HD13	1:M:862:LEU:CD1	2.22	0.70
2:K:952:ARG:HB3	2:K:987:ILE:HG21	1.73	0.70
1:M:901:LEU:HB2	1:M:902:ALA:CA	2.21	0.70
2:N:952:ARG:HB3	2:N:987:ILE:HG21	1.72	0.70
1:A:720:ASN:N	1:G:805:LEU:HD21	2.05	0.70
1:G:867:LEU:HD13	1:J:862:LEU:CD1	2.22	0.70
2:H:952:ARG:HB3	2:H:987:ILE:HG21	1.73	0.70
1:M:867:LEU:HD13	1:P:862:LEU:CD1	2.22	0.70
1:P:711:SER:HB3	1:P:714:SER:CB	2.14	0.70
1:P:735:ALA:HB3	1:P:739:LEU:CD1	2.16	0.70
1:P:747:ILE:HG13	1:P:889:VAL:CG2	2.20	0.70
1:P:838:ASP:HB3	1:P:876:THR:OG1	1.91	0.70
1:Y:746:MET:HE2	1:Y:886:SER:HB3	1.70	0.70
1:A:729:SER:CB	1:D:891:ARG:HD2	2.20	0.70
1:J:746:MET:HE2	1:J:886:SER:HB3	1.71	0.70
1:M:720:ASN:H	1:S:805:LEU:CD2	2.03	0.70
1:M:735:ALA:HB3	1:M:739:LEU:CD1	2.16	0.70
1:M:838:ASP:HB3	1:M:876:THR:OG1	1.91	0.70
1:P:867:LEU:HD13	1:S:862:LEU:CD1	2.22	0.70
2:Q:952:ARG:HB3	2:Q:987:ILE:HG21	1.72	0.70
1:A:747:ILE:HG13	1:A:889:VAL:CG2	2.20	0.70
2:H:1023:GLY:O	2:H:1031:ARG:HD3	1.91	0.70
2:N:1023:GLY:O	2:N:1031:ARG:HD3	1.91	0.70
2:Q:1023:GLY:O	2:Q:1031:ARG:HD3	1.91	0.70
1:S:901:LEU:HB2	1:S:902:ALA:CA	2.21	0.70
2:T:915:LEU:HD23	2:T:1028:ASP:HB3	1.72	0.70

Continued on next page...

Continued from previous page...

Atom-1	Atom-2	Interatomic distance (Å)	Clash overlap (Å)
1:A:721:LEU:O	1:G:806:TRP:CA	2.40	0.70
1:A:721:LEU:HB3	1:G:806:TRP:O	1.92	0.70
1:A:724:ALA:C	1:G:807:GLU:OE1	2.30	0.70
1:D:725:ARG:NH2	1:J:808:ARG:HB2	2.05	0.70
1:D:729:SER:CB	1:G:891:ARG:HD2	2.21	0.70
1:G:724:ALA:C	1:M:807:GLU:OE1	2.30	0.70
1:G:735:ALA:HB3	1:G:739:LEU:CD1	2.16	0.70
1:G:747:ILE:HG13	1:G:889:VAL:CG2	2.20	0.70
1:G:838:ASP:HB3	1:G:876:THR:OG1	1.91	0.70
2:H:915:LEU:HD23	2:H:1028:ASP:HB3	1.71	0.70
1:P:736:ASN:HB2	1:P:739:LEU:CG	2.17	0.70
1:P:901:LEU:HB2	1:P:902:ALA:CA	2.21	0.70
2:T:952:ARG:HB3	2:T:987:ILE:HG21	1.72	0.70
1:Y:838:ASP:HB3	1:Y:876:THR:OG1	1.91	0.70
1:D:721:LEU:O	1:J:806:TRP:CA	2.40	0.70
1:D:721:LEU:HB3	1:J:806:TRP:O	1.92	0.70
1:D:867:LEU:HD13	1:G:862:LEU:CD1	2.22	0.70
2:E:952:ARG:HB3	2:E:987:ILE:HG21	1.73	0.70
1:G:720:ASN:H	1:M:805:LEU:CD2	2.03	0.70
1:G:721:LEU:HB3	1:M:806:TRP:O	1.92	0.70
1:J:721:LEU:HB3	1:P:806:TRP:O	1.92	0.70
1:J:735:ALA:HB3	1:J:739:LEU:CD1	2.16	0.70
2:K:1023:GLY:O	2:K:1031:ARG:HD3	1.91	0.70
1:M:721:LEU:HB3	1:S:806:TRP:O	1.92	0.70
1:M:747:ILE:HG13	1:M:889:VAL:CG2	2.20	0.70
1:P:721:LEU:HB3	1:V:806:TRP:O	1.92	0.70
1:S:867:LEU:HD13	1:V:862:LEU:CD1	2.22	0.70
1:Y:711:SER:HB3	1:Y:714:SER:CB	2.14	0.70
1:D:724:ALA:C	1:J:807:GLU:OE1	2.30	0.70
1:G:720:ASN:N	1:M:805:LEU:HD21	2.05	0.70
2:K:915:LEU:HD23	2:K:1028:ASP:HB3	1.71	0.70
1:S:721:LEU:HB3	1:Y:806:TRP:O	1.92	0.70
1:S:765:CYS:SG	1:S:787:VAL:HB	2.32	0.70
2:T:1023:GLY:O	2:T:1031:ARG:HD3	1.91	0.70
2:W:952:ARG:HB3	2:W:987:ILE:HG21	1.73	0.70
1:J:721:LEU:O	1:P:806:TRP:CA	2.40	0.70
1:M:724:ALA:C	1:S:807:GLU:OE1	2.30	0.70
1:P:721:LEU:O	1:V:806:TRP:CA	2.40	0.70
1:M:734:MET:HE1	1:M:774:ALA:CB	2.22	0.70
2:N:915:LEU:HD23	2:N:1028:ASP:HB3	1.72	0.70
1:P:765:CYS:SG	1:P:787:VAL:HB	2.32	0.70

Continued on next page...

Continued from previous page...

Atom-1	Atom-2	Interatomic distance (Å)	Clash overlap (Å)
1:S:720:ASN:H	1:Y:805:LEU:CD2	2.03	0.70
1:S:724:ALA:C	1:Y:807:GLU:OE1	2.30	0.70
1:V:765:CYS:SG	1:V:787:VAL:HB	2.32	0.70
1:V:867:LEU:HD13	1:Y:862:LEU:CD1	2.22	0.70
1:A:720:ASN:H	1:G:805:LEU:CD2	2.03	0.69
1:A:739:LEU:HA	1:A:896:SER:HB2	1.74	0.69
1:A:765:CYS:SG	1:A:787:VAL:HB	2.32	0.69
2:B:952:ARG:HB3	2:B:987:ILE:HG21	1.73	0.69
1:D:725:ARG:NH1	1:J:808:ARG:CD	2.55	0.69
1:D:765:CYS:SG	1:D:787:VAL:HB	2.32	0.69
2:Q:915:LEU:HD23	2:Q:1028:ASP:HB3	1.72	0.69
1:A:867:LEU:HD13	1:D:862:LEU:CD1	2.22	0.69
1:J:725:ARG:NH1	1:P:808:ARG:CD	2.56	0.69
1:M:746:MET:HE2	1:M:886:SER:HB3	1.72	0.69
1:Y:765:CYS:SG	1:Y:787:VAL:HB	2.32	0.69
2:Z:952:ARG:HB3	2:Z:987:ILE:HG21	1.73	0.69
1:A:902:ALA:HB1	2:B:912:THR:HG21	1.74	0.69
1:D:739:LEU:HA	1:D:896:SER:HB2	1.74	0.69
1:S:746:MET:HE2	1:S:886:SER:HB3	1.72	0.69
1:V:838:ASP:HB3	1:V:876:THR:OG1	1.91	0.69
2:W:1023:GLY:O	2:W:1031:ARG:HD3	1.91	0.69
1:D:868:ARG:NH1	1:G:865:GLU:OE1	2.17	0.69
1:G:758:THR:HA	1:G:876:THR:HG22	1.75	0.69
1:M:721:LEU:O	1:S:806:TRP:CA	2.40	0.69
2:B:1023:GLY:O	2:B:1031:ARG:HD3	1.91	0.69
1:G:725:ARG:HH11	1:M:819:ASN:HB3	1.58	0.69
1:G:765:CYS:SG	1:G:787:VAL:HB	2.32	0.69
1:M:711:SER:HB3	1:M:714:SER:CB	2.14	0.69
1:M:725:ARG:NH1	1:S:808:ARG:CD	2.55	0.69
1:V:711:SER:HB3	1:V:714:SER:CB	2.14	0.69
2:Z:1023:GLY:O	2:Z:1031:ARG:HD3	1.91	0.69
1:A:748:PRO:O	1:A:768:SER:HB2	1.93	0.69
1:D:841:MET:O	1:D:845:LEU:HD22	1.93	0.69
1:G:739:LEU:HA	1:G:896:SER:HB2	1.74	0.69
1:J:841:MET:O	1:J:845:LEU:HD22	1.93	0.69
1:M:725:ARG:HH11	1:S:819:ASN:HB3	1.58	0.69
1:M:765:CYS:SG	1:M:787:VAL:HB	2.32	0.69
1:P:725:ARG:HH11	1:V:819:ASN:HB3	1.58	0.69
1:P:734:MET:HE1	1:P:774:ALA:CB	2.23	0.69
1:S:725:ARG:HH11	1:Y:819:ASN:HB3	1.58	0.69
1:Y:902:ALA:HB1	2:Z:912:THR:HG21	1.74	0.69

Continued on next page...

Continued from previous page...

Atom-1	Atom-2	Interatomic distance (Å)	Clash overlap (Å)
1:A:722:THR:OG1	1:G:821:ASP:OD1	2.11	0.69
1:A:725:ARG:NH1	1:G:808:ARG:CD	2.55	0.69
1:D:902:ALA:HB1	2:E:912:THR:HG21	1.74	0.69
2:E:1023:GLY:O	2:E:1031:ARG:HD3	1.91	0.69
1:G:721:LEU:O	1:M:806:TRP:CA	2.40	0.69
2:H:980:VAL:CG1	1:J:766:ARG:NH1	2.47	0.69
3:I:1057:ILE:HG23	3:I:1058:PRO:HD2	1.75	0.69
1:J:725:ARG:HH11	1:P:819:ASN:HB3	1.58	0.69
1:J:758:THR:HA	1:J:876:THR:HG22	1.75	0.69
1:P:725:ARG:NH1	1:V:808:ARG:CD	2.56	0.69
1:S:721:LEU:O	1:Y:806:TRP:CA	2.40	0.69
1:S:725:ARG:NH1	1:Y:808:ARG:CD	2.55	0.69
1:V:739:LEU:HA	1:V:896:SER:HB2	1.74	0.69
1:V:758:THR:HA	1:V:876:THR:HG22	1.75	0.69
1:V:902:ALA:HB1	2:W:912:THR:HG21	1.74	0.69
1:Y:748:PRO:O	1:Y:768:SER:HB2	1.93	0.69
1:Y:758:THR:HA	1:Y:876:THR:HG22	1.75	0.69
1:D:725:ARG:HH11	1:J:819:ASN:HB3	1.58	0.69
1:D:729:SER:HG	1:G:818:VAL:HG22	1.58	0.69
1:P:739:LEU:HA	1:P:896:SER:HB2	1.74	0.69
3:R:1057:ILE:HG23	3:R:1058:PRO:HD2	1.75	0.69
1:S:739:LEU:HA	1:S:896:SER:HB2	1.74	0.69
2:T:937:ARG:HA	2:T:940:GLN:NE2	2.08	0.69
1:Y:841:MET:O	1:Y:845:LEU:HD22	1.93	0.69
1:A:758:THR:HA	1:A:876:THR:HG22	1.75	0.69
1:G:902:ALA:HB1	2:H:912:THR:HG21	1.74	0.69
2:H:937:ARG:HA	2:H:940:GLN:NE2	2.08	0.69
2:N:937:ARG:HA	2:N:940:GLN:NE2	2.08	0.69
2:Q:937:ARG:HA	2:Q:940:GLN:NE2	2.08	0.69
1:V:746:MET:HE2	1:V:886:SER:HB3	1.72	0.69
1:A:810:ARG:HA	1:A:817:ILE:HA	1.75	0.68
1:D:758:THR:HA	1:D:876:THR:HG22	1.75	0.68
1:G:748:PRO:O	1:G:768:SER:HB2	1.93	0.68
1:J:739:LEU:HA	1:J:896:SER:HB2	1.74	0.68
3:L:1057:ILE:HG23	3:L:1058:PRO:HD2	1.75	0.68
1:P:746:MET:HE2	1:P:886:SER:HB3	1.73	0.68
1:S:902:ALA:HB1	2:T:912:THR:HG21	1.74	0.68
1:V:841:MET:O	1:V:845:LEU:HD22	1.93	0.68
1:Y:739:LEU:HA	1:Y:896:SER:HB2	1.74	0.68
1:D:748:PRO:O	1:D:768:SER:HB2	1.93	0.68
1:J:765:CYS:SG	1:J:787:VAL:HB	2.32	0.68

Continued on next page...

Continued from previous page...

Atom-1	Atom-2	Interatomic distance (Å)	Clash overlap (Å)
1:M:725:ARG:HH12	1:S:808:ARG:CD	2.06	0.68
1:S:721:LEU:HD23	1:Y:805:LEU:HB2	1.69	0.68
2:W:937:ARG:HA	2:W:940:GLN:NE2	2.08	0.68
1:D:810:ARG:HA	1:D:817:ILE:HA	1.75	0.68
1:J:734:MET:HE1	1:J:774:ALA:CB	2.24	0.68
1:S:758:THR:HA	1:S:876:THR:HG22	1.75	0.68
3:U:1057:ILE:HG23	3:U:1058:PRO:HD2	1.75	0.68
2:Z:937:ARG:HA	2:Z:940:GLN:NE2	2.08	0.68
1:A:801:ARG:HB3	1:A:834:PRO:HA	1.76	0.68
3:C:1057:ILE:HG23	3:C:1058:PRO:HD2	1.75	0.68
1:M:841:MET:O	1:M:845:LEU:HD22	1.93	0.68
3:O:1057:ILE:HG23	3:O:1058:PRO:HD2	1.75	0.68
1:A:841:MET:O	1:A:845:LEU:HD22	1.93	0.68
1:D:722:THR:OG1	1:J:821:ASP:OD1	2.11	0.68
3:F:1057:ILE:HG23	3:F:1058:PRO:HD2	1.75	0.68
1:J:902:ALA:HB1	2:K:912:THR:HG21	1.74	0.68
2:K:937:ARG:HA	2:K:940:GLN:NE2	2.08	0.68
1:M:726:LEU:CD2	1:P:891:ARG:HH22	2.04	0.68
1:M:758:THR:HA	1:M:876:THR:HG22	1.75	0.68
2:N:980:VAL:CG1	1:P:766:ARG:NH1	2.47	0.68
1:S:726:LEU:CD2	1:V:891:ARG:HH22	2.04	0.68
1:V:748:PRO:O	1:V:768:SER:HB2	1.93	0.68
1:D:801:ARG:HB3	1:D:834:PRO:HA	1.76	0.68
1:J:725:ARG:HH12	1:P:808:ARG:CD	2.06	0.68
1:M:742:PRO:HB2	1:P:810:ARG:CZ	2.24	0.68
1:P:841:MET:O	1:P:845:LEU:HD22	1.93	0.68
1:S:722:THR:OG1	1:Y:821:ASP:OD1	2.11	0.68
1:S:742:PRO:HB2	1:V:810:ARG:CZ	2.24	0.68
1:A:742:PRO:HB2	1:D:810:ARG:CZ	2.24	0.68
1:D:734:MET:HE1	1:D:774:ALA:CB	2.24	0.68
1:P:748:PRO:O	1:P:768:SER:HB2	1.93	0.68
1:S:841:MET:O	1:S:845:LEU:HD22	1.93	0.68
2:W:980:VAL:HG13	1:Y:766:ARG:HH11	1.57	0.68
3:X:1057:ILE:HG23	3:X:1058:PRO:HD2	1.75	0.68
1:A:725:ARG:HH12	1:G:808:ARG:CD	2.06	0.68
1:G:801:ARG:HB3	1:G:834:PRO:HA	1.76	0.68
1:J:722:THR:OG1	1:P:821:ASP:OD1	2.11	0.68
1:J:748:PRO:O	1:J:768:SER:HB2	1.93	0.68
2:Q:963:GLN:HG2	1:S:752:GLY:HA2	1.75	0.68
1:S:748:PRO:O	1:S:768:SER:HB2	1.93	0.68
2:E:937:ARG:HA	2:E:940:GLN:NE2	2.08	0.68

Continued on next page...

Continued from previous page...

Atom-1	Atom-2	Interatomic distance (Å)	Clash overlap (Å)
1:J:711:SER:HB3	1:J:714:SER:CB	2.14	0.68
1:M:739:LEU:HA	1:M:896:SER:HB2	1.74	0.68
1:M:825:THR:HG22	1:M:831:ALA:HA	1.76	0.68
1:P:725:ARG:HH12	1:V:808:ARG:CD	2.06	0.68
1:S:825:THR:HG22	1:S:831:ALA:HA	1.76	0.68
1:A:725:ARG:HH11	1:G:819:ASN:HB3	1.58	0.68
2:B:937:ARG:HA	2:B:940:GLN:NE2	2.08	0.68
2:B:963:GLN:HG2	1:D:752:GLY:HA2	1.75	0.68
1:G:825:THR:HG22	1:G:831:ALA:HA	1.76	0.68
1:J:825:THR:HG22	1:J:831:ALA:HA	1.76	0.68
2:N:963:GLN:HG2	1:P:752:GLY:HA2	1.75	0.68
1:P:742:PRO:HB2	1:S:810:ARG:CZ	2.24	0.68
1:S:726:LEU:CD1	1:V:890:ALA:O	2.42	0.68
2:T:963:GLN:HG2	1:V:752:GLY:HA2	1.75	0.68
2:Z:1030:ARG:HH21	2:Z:1032:VAL:HG11	1.59	0.68
1:A:725:ARG:NH2	1:G:808:ARG:HB2	2.05	0.67
1:D:725:ARG:HH12	1:J:808:ARG:CD	2.06	0.67
1:D:825:THR:HG22	1:D:831:ALA:HA	1.76	0.67
2:E:973:GLU:OE2	2:E:998:ARG:HG3	1.95	0.67
2:N:973:GLU:OE2	2:N:998:ARG:HG3	1.95	0.67
1:P:726:LEU:CD1	1:S:890:ALA:O	2.42	0.67
1:P:902:ALA:HB1	2:Q:912:THR:HG21	1.74	0.67
1:V:726:LEU:CD1	1:Y:890:ALA:O	2.42	0.67
1:Y:767:VAL:HG23	1:Y:785:SER:O	1.95	0.67
1:A:734:MET:HE1	1:A:774:ALA:CB	2.24	0.67
1:G:722:THR:OG1	1:M:821:ASP:OD1	2.11	0.67
1:G:742:PRO:HB3	1:J:810:ARG:HD3	1.77	0.67
1:G:810:ARG:HA	1:G:817:ILE:HA	1.75	0.67
2:H:973:GLU:OE2	2:H:998:ARG:HG3	1.95	0.67
1:J:742:PRO:HB3	1:M:810:ARG:HD3	1.77	0.67
1:M:748:PRO:O	1:M:768:SER:HB2	1.93	0.67
1:P:825:THR:HG22	1:P:831:ALA:HA	1.76	0.67
2:T:954:GLU:CB	2:T:987:ILE:HG12	2.24	0.67
1:V:767:VAL:HG23	1:V:785:SER:O	1.95	0.67
2:W:954:GLU:CB	2:W:987:ILE:HG12	2.24	0.67
2:W:963:GLN:HG2	1:Y:752:GLY:HA2	1.75	0.67
1:A:825:THR:HG22	1:A:831:ALA:HA	1.76	0.67
2:B:954:GLU:CB	2:B:987:ILE:HG12	2.24	0.67
1:D:742:PRO:HB3	1:G:810:ARG:HD3	1.77	0.67
2:K:963:GLN:HG2	1:M:752:GLY:HA2	1.75	0.67
2:N:1030:ARG:HH21	2:N:1032:VAL:HG11	1.59	0.67

Continued on next page...

Continued from previous page...

Atom-1	Atom-2	Interatomic distance (Å)	Clash overlap (Å)
1:P:722:THR:OG1	1:V:821:ASP:OD1	2.11	0.67
1:P:891:ARG:HH11	1:P:891:ARG:CB	2.06	0.67
2:Q:1030:ARG:HH21	2:Q:1032:VAL:HG11	1.59	0.67
1:V:742:PRO:HB2	1:Y:810:ARG:CZ	2.24	0.67
1:V:810:ARG:HA	1:V:817:ILE:HA	1.75	0.67
1:Y:894:ASP:CG	1:Y:896:SER:H	1.98	0.67
2:B:973:GLU:OE2	2:B:998:ARG:HG3	1.95	0.67
2:E:963:GLN:HG2	1:G:752:GLY:HA2	1.75	0.67
1:G:725:ARG:HH12	1:M:808:ARG:CD	2.06	0.67
1:J:742:PRO:HB2	1:M:810:ARG:CZ	2.24	0.67
1:J:801:ARG:HB3	1:J:834:PRO:HA	1.76	0.67
2:K:931:SER:O	2:K:932:GLU:HG2	1.95	0.67
2:K:973:GLU:OE2	2:K:998:ARG:HG3	1.95	0.67
1:M:722:THR:OG1	1:S:821:ASP:OD1	2.11	0.67
1:A:742:PRO:HB3	1:D:810:ARG:HD3	1.77	0.67
1:A:894:ASP:CG	1:A:896:SER:H	1.98	0.67
2:B:931:SER:O	2:B:932:GLU:HG2	1.95	0.67
1:G:841:MET:O	1:G:845:LEU:HD22	1.93	0.67
1:S:810:ARG:HA	1:S:817:ILE:HA	1.75	0.67
2:T:931:SER:O	2:T:932:GLU:HG2	1.95	0.67
2:W:931:SER:O	2:W:932:GLU:HG2	1.95	0.67
2:W:932:GLU:HG3	3:X:1051:VAL:CG2	2.25	0.67
1:Y:801:ARG:HB3	1:Y:834:PRO:HA	1.76	0.67
2:Z:931:SER:O	2:Z:932:GLU:HG2	1.95	0.67
2:B:1030:ARG:HH21	2:B:1032:VAL:HG11	1.59	0.67
1:G:726:LEU:CD2	1:J:891:ARG:HH22	2.04	0.67
1:G:734:MET:HE1	1:G:774:ALA:CB	2.24	0.67
2:H:963:GLN:HG2	1:J:752:GLY:HA2	1.75	0.67
1:M:721:LEU:HD22	1:S:823:ALA:HA	1.77	0.67
1:M:742:PRO:HB3	1:P:810:ARG:HD3	1.77	0.67
2:N:954:GLU:CB	2:N:987:ILE:HG12	2.24	0.67
1:P:758:THR:HA	1:P:876:THR:HG22	1.75	0.67
1:P:767:VAL:HG23	1:P:785:SER:O	1.95	0.67
2:Q:931:SER:O	2:Q:932:GLU:HG2	1.95	0.67
1:S:767:VAL:HG23	1:S:785:SER:O	1.95	0.67
2:T:973:GLU:OE2	2:T:998:ARG:HG3	1.94	0.67
1:V:734:MET:HE1	1:V:774:ALA:CB	2.25	0.67
1:V:825:THR:HG22	1:V:831:ALA:HA	1.76	0.67
1:D:742:PRO:HB2	1:G:810:ARG:CZ	2.24	0.67
2:H:954:GLU:CB	2:H:987:ILE:HG12	2.24	0.67
1:S:734:MET:HE1	1:S:774:ALA:CB	2.24	0.67

Continued on next page...

Continued from previous page...

Atom-1	Atom-2	Interatomic distance (Å)	Clash overlap (Å)
1:S:743:LYS:CE	1:V:808:ARG:NH2	2.58	0.67
1:V:743:LYS:CE	1:Y:808:ARG:NH2	2.58	0.67
1:Y:810:ARG:HA	1:Y:817:ILE:HA	1.75	0.67
2:Z:954:GLU:CB	2:Z:987:ILE:HG12	2.24	0.67
2:B:932:GLU:HG3	3:C:1051:VAL:CG2	2.25	0.67
1:G:721:LEU:HD22	1:M:823:ALA:HA	1.77	0.67
1:G:742:PRO:HB2	1:J:810:ARG:CZ	2.24	0.67
1:J:726:LEU:CD1	1:M:890:ALA:O	2.42	0.67
1:M:801:ARG:HB3	1:M:834:PRO:HA	1.76	0.67
2:N:931:SER:O	2:N:932:GLU:HG2	1.95	0.67
2:T:980:VAL:HG13	1:V:766:ARG:HH11	1.57	0.67
1:A:891:ARG:HH11	1:A:891:ARG:CB	2.06	0.67
2:H:931:SER:O	2:H:932:GLU:HG2	1.95	0.67
1:J:726:LEU:CD2	1:M:891:ARG:HH22	2.04	0.67
1:M:902:ALA:HB1	2:N:912:THR:HG21	1.74	0.67
1:P:721:LEU:HD22	1:V:823:ALA:HA	1.77	0.67
2:T:932:GLU:HG3	3:U:1051:VAL:CG2	2.25	0.67
1:V:729:SER:HG	1:Y:818:VAL:HG22	1.56	0.67
1:V:801:ARG:HB3	1:V:834:PRO:HA	1.76	0.67
1:Y:825:THR:HG22	1:Y:831:ALA:HA	1.76	0.67
1:A:767:VAL:HG23	1:A:785:SER:O	1.95	0.67
2:E:931:SER:O	2:E:932:GLU:HG2	1.95	0.67
1:G:743:LYS:CE	1:J:808:ARG:NH2	2.58	0.67
1:J:721:LEU:HD22	1:P:823:ALA:HA	1.77	0.67
1:M:894:ASP:CG	1:M:896:SER:H	1.98	0.67
1:P:742:PRO:HB3	1:S:810:ARG:HD3	1.77	0.67
1:P:743:LYS:CE	1:S:808:ARG:NH2	2.58	0.67
2:Q:973:GLU:OE2	2:Q:998:ARG:HG3	1.95	0.67
1:D:743:LYS:CE	1:G:808:ARG:NH2	2.58	0.66
1:G:894:ASP:CG	1:G:896:SER:H	1.98	0.66
1:J:894:ASP:CG	1:J:896:SER:H	1.98	0.66
1:P:810:ARG:HA	1:P:817:ILE:HA	1.75	0.66
1:S:725:ARG:HH12	1:Y:808:ARG:CD	2.06	0.66
1:V:894:ASP:CG	1:V:896:SER:H	1.98	0.66
1:G:711:SER:HB3	1:G:714:SER:CB	2.14	0.66
1:J:902:ALA:CB	2:K:912:THR:HG21	2.26	0.66
1:M:743:LYS:CE	1:P:808:ARG:NH2	2.58	0.66
1:P:801:ARG:HB3	1:P:834:PRO:HA	1.76	0.66
2:Q:954:GLU:CB	2:Q:987:ILE:HG12	2.24	0.66
1:S:894:ASP:CG	1:S:896:SER:H	1.98	0.66
2:T:1030:ARG:HH21	2:T:1032:VAL:HG11	1.59	0.66

Continued on next page...

Continued from previous page...

Atom-1	Atom-2	Interatomic distance (Å)	Clash overlap (Å)
2:E:932:GLU:HG3	3:F:1051:VAL:CG2	2.25	0.66
1:G:902:ALA:CB	2:H:912:THR:HG21	2.26	0.66
1:J:743:LYS:CE	1:M:808:ARG:NH2	2.58	0.66
2:K:1030:ARG:HH21	2:K:1032:VAL:HG11	1.59	0.66
1:M:726:LEU:CD1	1:P:890:ALA:O	2.42	0.66
1:P:902:ALA:CB	2:Q:912:THR:HG21	2.26	0.66
1:S:721:LEU:HD22	1:Y:823:ALA:HA	1.77	0.66
2:W:1029:VAL:HG12	2:W:1030:ARG:H	1.61	0.66
2:W:1030:ARG:HH21	2:W:1032:VAL:HG11	1.59	0.66
1:Y:902:ALA:CB	2:Z:912:THR:HG21	2.26	0.66
1:A:721:LEU:HD22	1:G:823:ALA:HA	1.77	0.66
1:A:743:LYS:CE	1:D:808:ARG:NH2	2.58	0.66
1:D:902:ALA:CB	2:E:912:THR:HG21	2.26	0.66
2:Q:932:GLU:HG3	3:R:1051:VAL:CG2	2.25	0.66
1:S:780:LEU:HD13	1:S:899:TYR:HD2	1.61	0.66
1:S:801:ARG:HB3	1:S:834:PRO:HA	1.76	0.66
1:D:894:ASP:CG	1:D:896:SER:H	1.98	0.66
2:H:1029:VAL:HG12	2:H:1030:ARG:H	1.61	0.66
2:K:1029:VAL:HG12	2:K:1030:ARG:H	1.61	0.66
1:P:726:LEU:CD2	1:S:891:ARG:HH22	2.04	0.66
1:D:721:LEU:HD22	1:J:823:ALA:HA	1.77	0.66
1:D:726:LEU:CD1	1:G:890:ALA:O	2.42	0.66
1:D:757:THR:CG2	1:D:791:ILE:HD13	2.25	0.66
1:G:757:THR:CG2	1:G:791:ILE:HD13	2.25	0.66
1:J:810:ARG:HA	1:J:817:ILE:HA	1.75	0.66
1:M:780:LEU:HD13	1:M:899:TYR:HD2	1.61	0.66
1:M:810:ARG:HA	1:M:817:ILE:HA	1.75	0.66
1:P:780:LEU:HD13	1:P:899:TYR:HD2	1.61	0.66
1:P:894:ASP:CG	1:P:896:SER:H	1.98	0.66
1:S:742:PRO:HB3	1:V:810:ARG:HD3	1.76	0.66
2:H:932:GLU:HG3	3:I:1051:VAL:CG2	2.25	0.66
1:S:851:ILE:HA	1:S:854:PHE:CE2	2.31	0.66
1:S:902:ALA:CB	2:T:912:THR:HG21	2.26	0.66
1:V:726:LEU:CD2	1:Y:891:ARG:HH22	2.04	0.66
1:Y:757:THR:CG2	1:Y:791:ILE:HD13	2.25	0.66
2:Z:1029:VAL:HG12	2:Z:1030:ARG:H	1.61	0.66
2:E:1030:ARG:HH21	2:E:1032:VAL:HG11	1.59	0.66
1:G:767:VAL:HG23	1:G:785:SER:O	1.95	0.66
1:J:743:LYS:HD3	1:J:891:ARG:O	1.96	0.66
1:J:767:VAL:HG23	1:J:785:SER:O	1.95	0.66
1:M:767:VAL:HG23	1:M:785:SER:O	1.95	0.66

Continued on next page...

Continued from previous page...

Atom-1	Atom-2	Interatomic distance (Å)	Clash overlap (Å)
2:T:1029:VAL:HG12	2:T:1030:ARG:H	1.61	0.66
1:V:743:LYS:HD3	1:V:891:ARG:O	1.96	0.66
2:W:973:GLU:OE2	2:W:998:ARG:HG3	1.95	0.66
1:Y:743:LYS:HD3	1:Y:891:ARG:O	1.96	0.66
1:A:743:LYS:HD3	1:A:891:ARG:O	1.96	0.66
1:J:780:LEU:HD13	1:J:899:TYR:HD2	1.61	0.66
2:K:954:GLU:CB	2:K:987:ILE:HG12	2.24	0.66
1:P:743:LYS:HD3	1:P:891:ARG:O	1.96	0.66
1:S:743:LYS:HD3	1:S:891:ARG:O	1.96	0.66
1:A:757:THR:HG22	1:A:791:ILE:CD1	2.26	0.66
1:A:757:THR:CG2	1:A:791:ILE:HD13	2.25	0.66
1:D:780:LEU:HD13	1:D:899:TYR:HD2	1.61	0.66
1:J:757:THR:CG2	1:J:791:ILE:HD13	2.25	0.66
1:M:743:LYS:HD3	1:M:891:ARG:O	1.96	0.66
1:M:891:ARG:HH11	1:M:891:ARG:CB	2.06	0.66
2:N:932:GLU:HG3	3:O:1051:VAL:CG2	2.25	0.66
1:V:757:THR:CG2	1:V:791:ILE:HD13	2.25	0.66
1:V:902:ALA:CB	2:W:912:THR:HG21	2.26	0.66
1:Y:802:VAL:HG22	1:Y:803:PHE:N	2.11	0.66
1:A:724:ALA:HB3	1:A:726:LEU:HB2	1.77	0.65
1:A:726:LEU:CD1	1:D:890:ALA:O	2.42	0.65
1:D:724:ALA:HB3	1:D:726:LEU:HB2	1.77	0.65
2:E:954:GLU:CB	2:E:987:ILE:HG12	2.24	0.65
1:P:851:ILE:HA	1:P:854:PHE:CE2	2.31	0.65
1:V:780:LEU:HD13	1:V:899:TYR:HD2	1.61	0.65
1:A:726:LEU:CD2	1:D:891:ARG:HH22	2.04	0.65
1:D:711:SER:HB3	1:D:714:SER:CB	2.14	0.65
1:D:811:ASN:HB3	1:D:815:GLY:O	1.96	0.65
2:E:1029:VAL:HG12	2:E:1030:ARG:H	1.61	0.65
1:G:743:LYS:HD3	1:G:891:ARG:O	1.96	0.65
1:G:780:LEU:HD13	1:G:899:TYR:HD2	1.61	0.65
1:G:811:ASN:HB3	1:G:815:GLY:O	1.96	0.65
2:H:1030:ARG:HH21	2:H:1032:VAL:HG11	1.59	0.65
1:V:802:VAL:HG22	1:V:803:PHE:N	2.11	0.65
1:A:780:LEU:HD13	1:A:899:TYR:HD2	1.61	0.65
1:D:726:LEU:CD2	1:G:891:ARG:HH22	2.04	0.65
1:D:757:THR:HG22	1:D:791:ILE:CD1	2.26	0.65
2:K:932:GLU:HG3	3:L:1051:VAL:CG2	2.25	0.65
1:V:742:PRO:HB3	1:Y:810:ARG:HD3	1.77	0.65
1:V:851:ILE:HA	1:V:854:PHE:CE2	2.31	0.65
1:Y:851:ILE:HA	1:Y:854:PHE:CE2	2.31	0.65

Continued on next page...

Continued from previous page...

Atom-1	Atom-2	Interatomic distance (Å)	Clash overlap (Å)
2:Z:973:GLU:OE2	2:Z:998:ARG:HG3	1.95	0.65
1:A:711:SER:HB3	1:A:714:SER:CB	2.14	0.65
1:A:811:ASN:HB3	1:A:815:GLY:O	1.96	0.65
2:B:975:LEU:HD22	1:D:753:THR:HG23	1.78	0.65
2:B:1029:VAL:HG12	2:B:1030:ARG:H	1.61	0.65
1:D:743:LYS:HD3	1:D:891:ARG:O	1.96	0.65
1:G:726:LEU:CD1	1:J:890:ALA:O	2.42	0.65
1:G:757:THR:HG21	1:G:802:VAL:HG21	1.78	0.65
1:J:811:ASN:HB3	1:J:815:GLY:O	1.96	0.65
1:M:724:ALA:HB3	1:M:726:LEU:HB2	1.77	0.65
1:M:757:THR:CG2	1:M:791:ILE:HD13	2.25	0.65
1:M:902:ALA:CB	2:N:912:THR:HG21	2.26	0.65
1:S:757:THR:CG2	1:S:791:ILE:HD13	2.25	0.65
1:V:811:ASN:HB3	1:V:815:GLY:O	1.96	0.65
1:A:721:LEU:HD13	1:G:822:SER:CA	2.27	0.65
1:A:902:ALA:CB	2:B:912:THR:HG21	2.26	0.65
1:S:802:VAL:HG22	1:S:803:PHE:N	2.11	0.65
1:Y:780:LEU:HD13	1:Y:899:TYR:HD2	1.61	0.65
2:Z:956:PRO:HD2	2:Z:959:ALA:HB3	1.78	0.65
1:D:721:LEU:HD13	1:J:822:SER:CA	2.27	0.65
1:D:757:THR:HG21	1:D:802:VAL:HG21	1.78	0.65
1:D:767:VAL:HG23	1:D:785:SER:O	1.95	0.65
1:M:811:ASN:HB3	1:M:815:GLY:O	1.96	0.65
2:N:1029:VAL:HG12	2:N:1030:ARG:H	1.61	0.65
1:P:729:SER:HG	1:S:818:VAL:HG22	1.56	0.65
1:P:757:THR:CG2	1:P:791:ILE:HD13	2.25	0.65
1:S:863:ALA:CB	1:V:862:LEU:HD22	2.23	0.65
1:A:839:ALA:CB	1:A:841:MET:HG3	2.27	0.65
2:B:960:GLU:O	2:B:962:PRO:HD3	1.97	0.65
2:E:960:GLU:O	2:E:962:PRO:HD3	1.97	0.65
1:G:724:ALA:HB3	1:G:726:LEU:HB2	1.77	0.65
1:G:775:ASP:OD2	1:J:813:GLN:HA	1.97	0.65
1:M:775:ASP:OD2	1:P:813:GLN:HA	1.97	0.65
1:P:724:ALA:HB3	1:P:726:LEU:HB2	1.78	0.65
1:S:775:ASP:OD2	1:V:813:GLN:HA	1.97	0.65
1:Y:757:THR:HG21	1:Y:802:VAL:HG21	1.78	0.65
1:A:802:VAL:HG22	1:A:803:PHE:N	2.11	0.65
2:E:975:LEU:HD22	1:G:753:THR:HG23	1.78	0.65
1:J:724:ALA:HB3	1:J:726:LEU:HB2	1.77	0.65
1:J:757:THR:HG21	1:J:802:VAL:HG21	1.78	0.65
2:Q:960:GLU:O	2:Q:962:PRO:HD3	1.97	0.65

Continued on next page...

Continued from previous page...

Atom-1	Atom-2	Interatomic distance (Å)	Clash overlap (Å)
1:S:811:ASN:HB3	1:S:815:GLY:O	1.96	0.65
1:A:775:ASP:OD2	1:D:813:GLN:HA	1.97	0.65
1:G:721:LEU:HD13	1:M:822:SER:CA	2.27	0.65
2:W:956:PRO:HD2	2:W:959:ALA:HB3	1.78	0.65
1:A:757:THR:HG21	1:A:802:VAL:HG21	1.78	0.65
1:D:775:ASP:OD2	1:G:813:GLN:HA	1.97	0.65
1:G:757:THR:HG22	1:G:791:ILE:CD1	2.26	0.65
1:G:802:VAL:HG22	1:G:803:PHE:N	2.11	0.65
2:H:960:GLU:O	2:H:962:PRO:HD3	1.97	0.65
1:M:725:ARG:NH2	1:S:808:ARG:HB2	2.05	0.65
1:M:851:ILE:HA	1:M:854:PHE:CE2	2.31	0.65
1:S:729:SER:HG	1:V:818:VAL:HG22	1.58	0.65
2:T:960:GLU:O	2:T:962:PRO:HD3	1.97	0.65
1:Y:811:ASN:HB3	1:Y:815:GLY:O	1.96	0.65
1:D:851:ILE:HA	1:D:854:PHE:CE2	2.31	0.64
1:G:851:ILE:HA	1:G:854:PHE:CE2	2.31	0.64
2:H:975:LEU:HD22	1:J:753:THR:HG23	1.78	0.64
1:J:802:VAL:HG22	1:J:803:PHE:N	2.11	0.64
1:P:811:ASN:HB3	1:P:815:GLY:O	1.96	0.64
2:Q:980:VAL:HG13	1:S:766:ARG:HH11	1.57	0.64
1:S:725:ARG:NH2	1:Y:808:ARG:HB2	2.05	0.64
1:V:775:ASP:OD2	1:Y:813:GLN:HA	1.97	0.64
2:B:956:PRO:HD2	2:B:959:ALA:HB3	1.78	0.64
1:D:802:VAL:HG22	1:D:803:PHE:N	2.11	0.64
1:D:839:ALA:CB	1:D:841:MET:HG3	2.27	0.64
1:M:802:VAL:HG22	1:M:803:PHE:N	2.11	0.64
2:N:960:GLU:O	2:N:962:PRO:HD3	1.97	0.64
1:P:802:VAL:HG22	1:P:803:PHE:N	2.11	0.64
2:Q:1029:VAL:HG12	2:Q:1030:ARG:H	1.61	0.64
1:S:724:ALA:HB3	1:S:726:LEU:HB2	1.77	0.64
3:I:1059:VAL:HG22	3:I:1060:ASP:H	1.63	0.64
1:Y:839:ALA:CB	1:Y:841:MET:HG3	2.27	0.64
1:J:839:ALA:CB	1:J:841:MET:HG3	2.27	0.64
1:V:757:THR:HG21	1:V:802:VAL:HG21	1.78	0.64
1:V:839:ALA:CB	1:V:841:MET:HG3	2.27	0.64
1:Y:724:ALA:HB3	1:Y:726:LEU:HB2	1.77	0.64
1:A:725:ARG:N	1:A:725:ARG:HD2	2.13	0.64
1:A:839:ALA:HB3	1:A:841:MET:HG3	1.79	0.64
2:E:956:PRO:HD2	2:E:959:ALA:HB3	1.78	0.64
1:J:851:ILE:HA	1:J:854:PHE:CE2	2.31	0.64
2:N:965:TYR:CE1	2:N:975:LEU:HB2	2.33	0.64

Continued on next page...

Continued from previous page...

Atom-1	Atom-2	Interatomic distance (Å)	Clash overlap (Å)
2:T:956:PRO:HD2	2:T:959:ALA:HB3	1.78	0.64
3:U:1059:VAL:HG22	3:U:1060:ASP:H	1.63	0.64
1:V:839:ALA:HB3	1:V:841:MET:HG3	1.79	0.64
3:F:1059:VAL:HG22	3:F:1060:ASP:H	1.63	0.64
1:G:839:ALA:CB	1:G:841:MET:HG3	2.27	0.64
2:K:975:LEU:HD22	1:M:753:THR:HG23	1.78	0.64
1:M:757:THR:HG21	1:M:802:VAL:HG21	1.78	0.64
1:V:863:ALA:CB	1:Y:862:LEU:HD22	2.23	0.64
2:W:960:GLU:O	2:W:962:PRO:HD3	1.97	0.64
1:Y:734:MET:HE1	1:Y:774:ALA:CB	2.27	0.64
1:Y:757:THR:HG22	1:Y:791:ILE:CD1	2.26	0.64
1:Y:839:ALA:HB3	1:Y:841:MET:HG3	1.79	0.64
1:D:839:ALA:HB3	1:D:841:MET:HG3	1.79	0.64
1:D:844:ARG:HG3	1:D:873:ILE:HD11	1.80	0.64
2:E:965:TYR:CE1	2:E:975:LEU:HB2	2.33	0.64
2:H:965:TYR:CE1	2:H:975:LEU:HB2	2.33	0.64
1:V:724:ALA:HB3	1:V:726:LEU:HB2	1.77	0.64
2:W:975:LEU:HD22	1:Y:753:THR:HG23	1.78	0.64
3:X:1059:VAL:HG22	3:X:1060:ASP:H	1.63	0.64
1:A:851:ILE:HA	1:A:854:PHE:CE2	2.31	0.64
1:G:723:PRO:HD2	1:M:788:ASP:CG	2.18	0.64
1:G:725:ARG:NH1	1:M:808:ARG:CD	2.55	0.64
1:G:780:LEU:N	1:G:780:LEU:HD23	2.13	0.64
2:H:980:VAL:HG13	1:J:766:ARG:HH11	1.57	0.64
1:J:775:ASP:OD2	1:M:813:GLN:HA	1.97	0.64
3:L:1059:VAL:HG22	3:L:1060:ASP:H	1.63	0.64
2:Q:965:TYR:CE1	2:Q:975:LEU:HB2	2.33	0.64
1:S:725:ARG:HD2	1:S:725:ARG:N	2.13	0.64
2:T:965:TYR:CE1	2:T:975:LEU:HB2	2.33	0.64
1:A:844:ARG:HG3	1:A:873:ILE:HD11	1.80	0.64
2:E:965:TYR:HA	2:E:976:PRO:CD	2.28	0.64
1:J:757:THR:HG22	1:J:791:ILE:CD1	2.26	0.64
2:K:960:GLU:O	2:K:962:PRO:HD3	1.97	0.64
1:M:839:ALA:CB	1:M:841:MET:HG3	2.27	0.64
2:Q:980:VAL:HB	2:Q:987:ILE:O	1.98	0.64
1:S:839:ALA:CB	1:S:841:MET:HG3	2.27	0.64
2:T:980:VAL:HB	2:T:987:ILE:O	1.98	0.64
1:A:720:ASN:HB2	1:G:805:LEU:HD23	1.80	0.64
1:G:844:ARG:HG3	1:G:873:ILE:HD11	1.80	0.64
2:H:956:PRO:HD2	2:H:959:ALA:HB3	1.78	0.64
2:K:980:VAL:HG13	1:M:766:ARG:HH11	1.57	0.64

Continued on next page...

Continued from previous page...

Atom-1	Atom-2	Interatomic distance (Å)	Clash overlap (Å)
2:N:975:LEU:HD22	1:P:753:THR:HG23	1.78	0.64
2:Q:956:PRO:HD2	2:Q:959:ALA:HB3	1.78	0.64
2:T:975:LEU:HD22	1:V:753:THR:HG23	1.78	0.64
1:V:844:ARG:HG3	1:V:873:ILE:HD11	1.80	0.64
2:W:939:ILE:HG21	2:Z:969:ALA:CB	2.28	0.64
2:W:980:VAL:HB	2:W:987:ILE:O	1.98	0.64
2:Z:960:GLU:O	2:Z:962:PRO:HD3	1.97	0.64
1:D:725:ARG:N	1:D:725:ARG:HD2	2.13	0.63
2:E:939:ILE:HG21	2:H:969:ALA:CB	2.29	0.63
2:H:939:ILE:HG21	2:K:969:ALA:CB	2.28	0.63
1:J:723:PRO:HD2	1:P:788:ASP:CG	2.18	0.63
2:K:965:TYR:HA	2:K:976:PRO:CD	2.28	0.63
2:K:980:VAL:HB	2:K:987:ILE:O	1.98	0.63
2:N:956:PRO:HD2	2:N:959:ALA:HB3	1.78	0.63
1:P:839:ALA:CB	1:P:841:MET:HG3	2.27	0.63
1:V:777:LEU:HB3	2:W:916:LYS:HZ3	1.63	0.63
2:W:965:TYR:CE1	2:W:975:LEU:HB2	2.33	0.63
2:B:965:TYR:CE1	2:B:975:LEU:HB2	2.33	0.63
2:H:965:TYR:HA	2:H:976:PRO:CD	2.28	0.63
1:J:839:ALA:HB3	1:J:841:MET:HG3	1.79	0.63
1:P:775:ASP:OD2	1:S:813:GLN:HA	1.97	0.63
2:Q:975:LEU:HD22	1:S:753:THR:HG23	1.78	0.63
3:R:1059:VAL:HG22	3:R:1060:ASP:H	1.63	0.63
1:Y:725:ARG:N	1:Y:725:ARG:HD2	2.13	0.63
1:Y:780:LEU:N	1:Y:780:LEU:HD23	2.13	0.63
2:Z:980:VAL:HB	2:Z:987:ILE:O	1.98	0.63
2:B:965:TYR:HA	2:B:976:PRO:CD	2.28	0.63
1:D:723:PRO:HD2	1:J:788:ASP:CG	2.18	0.63
1:J:891:ARG:HH11	1:J:891:ARG:CB	2.06	0.63
2:K:956:PRO:HD2	2:K:959:ALA:HB3	1.78	0.63
2:N:980:VAL:HB	2:N:987:ILE:O	1.98	0.63
1:P:721:LEU:HD13	1:V:822:SER:CA	2.27	0.63
1:P:757:THR:HG21	1:P:802:VAL:HG21	1.78	0.63
1:S:721:LEU:HD13	1:Y:822:SER:CA	2.27	0.63
1:S:723:PRO:HD2	1:Y:788:ASP:CG	2.18	0.63
1:S:839:ALA:HB3	1:S:841:MET:HG3	1.79	0.63
1:V:757:THR:HG22	1:V:791:ILE:CD1	2.26	0.63
1:Y:891:ARG:HH11	1:Y:891:ARG:CB	2.06	0.63
1:Y:901:LEU:CG	1:Y:902:ALA:HB2	2.29	0.63
2:B:980:VAL:HA	2:B:988:ILE:HA	1.81	0.63
3:C:1059:VAL:HG22	3:C:1060:ASP:H	1.63	0.63

Continued on next page...

Continued from previous page...

Atom-1	Atom-2	Interatomic distance (Å)	Clash overlap (Å)
1:D:780:LEU:HD23	1:D:780:LEU:N	2.13	0.63
2:E:980:VAL:HG13	1:G:766:ARG:HH11	1.57	0.63
1:M:721:LEU:HD13	1:S:822:SER:CA	2.27	0.63
1:P:720:ASN:HB2	1:V:805:LEU:HD23	1.80	0.63
2:T:939:ILE:HG21	2:W:969:ALA:CB	2.28	0.63
1:Y:764:SER:HB2	1:Y:786:TRP:HZ3	1.64	0.63
1:A:801:ARG:NE	1:D:759:VAL:HG21	2.14	0.63
1:D:720:ASN:HB2	1:J:805:LEU:HD23	1.79	0.63
2:E:980:VAL:HA	2:E:988:ILE:HA	1.81	0.63
1:G:839:ALA:HB3	1:G:841:MET:HG3	1.79	0.63
1:J:721:LEU:HD13	1:P:822:SER:CA	2.27	0.63
1:M:757:THR:HG22	1:M:791:ILE:CD1	2.26	0.63
1:M:844:ARG:HG3	1:M:873:ILE:HD11	1.80	0.63
2:N:965:TYR:HA	2:N:976:PRO:CD	2.28	0.63
1:S:757:THR:HG21	1:S:802:VAL:HG21	1.78	0.63
2:T:980:VAL:HA	2:T:988:ILE:HA	1.81	0.63
1:A:764:SER:HB2	1:A:786:TRP:HZ3	1.64	0.63
2:H:980:VAL:HB	2:H:987:ILE:O	1.98	0.63
1:J:725:ARG:HD2	1:J:725:ARG:N	2.13	0.63
2:K:930:MET:HE3	3:L:1053:VAL:HG13	1.79	0.63
2:K:965:TYR:CE1	2:K:975:LEU:HB2	2.33	0.63
1:M:723:PRO:HD2	1:S:788:ASP:CG	2.18	0.63
1:M:839:ALA:HB3	1:M:841:MET:HG3	1.79	0.63
2:Q:965:TYR:HA	2:Q:976:PRO:CD	2.28	0.63
1:V:901:LEU:CG	1:V:902:ALA:HB2	2.29	0.63
2:B:980:VAL:HB	2:B:987:ILE:O	1.98	0.63
1:M:720:ASN:HB2	1:S:805:LEU:HD23	1.80	0.63
1:M:780:LEU:N	1:M:780:LEU:HD23	2.13	0.63
1:P:757:THR:HG22	1:P:791:ILE:CD1	2.26	0.63
1:P:839:ALA:HB3	1:P:841:MET:HG3	1.79	0.63
2:Q:980:VAL:HA	2:Q:988:ILE:HA	1.81	0.63
1:S:757:THR:HG22	1:S:791:ILE:CD1	2.26	0.63
1:V:764:SER:HB2	1:V:786:TRP:HZ3	1.64	0.63
2:W:980:VAL:HA	2:W:988:ILE:HA	1.81	0.63
2:Z:965:TYR:CE1	2:Z:975:LEU:HB2	2.33	0.63
1:G:725:ARG:N	1:G:725:ARG:HD2	2.13	0.63
2:H:929:VAL:CG2	2:H:1009:ARG:HG2	2.23	0.63
1:J:720:ASN:HB2	1:P:805:LEU:HD23	1.80	0.63
2:K:939:ILE:HG21	2:N:969:ALA:CB	2.28	0.63
3:O:1059:VAL:HG22	3:O:1060:ASP:H	1.63	0.63
1:P:725:ARG:HD2	1:P:725:ARG:N	2.13	0.63

Continued on next page...

Continued from previous page...

Atom-1	Atom-2	Interatomic distance (Å)	Clash overlap (Å)
2:B:939:ILE:HG21	2:E:969:ALA:CB	2.28	0.63
1:D:764:SER:HB2	1:D:786:TRP:HZ3	1.64	0.63
2:E:980:VAL:HB	2:E:987:ILE:O	1.98	0.63
2:N:980:VAL:HG13	1:P:766:ARG:HH11	1.57	0.63
1:P:723:PRO:HD2	1:V:788:ASP:CG	2.18	0.63
1:S:901:LEU:CG	1:S:902:ALA:HB2	2.29	0.63
2:T:965:TYR:HA	2:T:976:PRO:CD	2.28	0.63
1:V:780:LEU:N	1:V:780:LEU:HD23	2.13	0.63
2:W:965:TYR:HA	2:W:976:PRO:CD	2.28	0.63
2:Z:954:GLU:HA	2:Z:987:ILE:CG1	2.19	0.63
1:A:780:LEU:HD23	1:A:780:LEU:N	2.13	0.62
1:A:787:VAL:HG11	1:A:806:TRP:HB3	1.81	0.62
2:B:980:VAL:HG13	1:D:766:ARG:HH11	1.57	0.62
2:H:980:VAL:HA	2:H:988:ILE:HA	1.81	0.62
1:J:764:SER:HB2	1:J:786:TRP:HZ3	1.64	0.62
1:S:844:ARG:HG3	1:S:873:ILE:HD11	1.80	0.62
1:Y:892:ASP:C	1:Y:893:LEU:HD23	2.20	0.62
1:A:742:PRO:CB	1:D:810:ARG:HD3	2.29	0.62
1:A:892:ASP:C	1:A:893:LEU:HD23	2.20	0.62
1:A:901:LEU:CG	1:A:902:ALA:HB2	2.29	0.62
1:D:801:ARG:NE	1:G:759:VAL:HG21	2.14	0.62
1:J:844:ARG:HG3	1:J:873:ILE:HD11	1.80	0.62
1:P:892:ASP:C	1:P:893:LEU:HD23	2.20	0.62
1:V:725:ARG:N	1:V:725:ARG:HD2	2.13	0.62
1:Y:901:LEU:CD1	2:Z:909:LYS:HA	2.27	0.62
2:B:930:MET:HE3	3:C:1053:VAL:HG13	1.80	0.62
1:G:764:SER:HB2	1:G:786:TRP:HZ3	1.64	0.62
1:J:777:LEU:HB3	2:K:916:LYS:HZ3	1.62	0.62
1:M:725:ARG:HD2	1:M:725:ARG:N	2.13	0.62
1:M:892:ASP:C	1:M:893:LEU:HD23	2.20	0.62
1:P:780:LEU:N	1:P:780:LEU:HD23	2.13	0.62
1:P:844:ARG:HG3	1:P:873:ILE:HD11	1.79	0.62
1:P:901:LEU:CG	1:P:902:ALA:HB2	2.29	0.62
1:S:720:ASN:HB2	1:Y:805:LEU:HD23	1.79	0.62
1:V:801:ARG:NE	1:Y:759:VAL:HG21	2.14	0.62
2:B:916:LYS:HB2	2:B:1029:VAL:HG21	1.81	0.62
1:D:742:PRO:CB	1:G:810:ARG:HD3	2.29	0.62
1:D:901:LEU:CG	1:D:902:ALA:HB2	2.29	0.62
1:G:719:LYS:O	1:M:790:GLN:NE2	2.33	0.62
1:G:720:ASN:HB2	1:M:805:LEU:HD23	1.79	0.62
1:G:742:PRO:CB	1:J:810:ARG:HD3	2.29	0.62

Continued on next page...

Continued from previous page...

Atom-1	Atom-2	Interatomic distance (Å)	Clash overlap (Å)
1:M:901:LEU:CG	1:M:902:ALA:HB2	2.29	0.62
1:S:780:LEU:N	1:S:780:LEU:HD23	2.13	0.62
2:Z:965:TYR:HA	2:Z:976:PRO:CD	2.28	0.62
2:B:919:ALA:HB2	2:B:1028:ASP:OD2	2.00	0.62
1:D:733:VAL:HA	1:G:816:THR:H	1.65	0.62
1:G:892:ASP:C	1:G:893:LEU:HD23	2.20	0.62
1:J:733:VAL:HA	1:M:816:THR:H	1.65	0.62
2:K:919:ALA:HB2	2:K:1028:ASP:OD2	2.00	0.62
1:M:764:SER:HB2	1:M:786:TRP:HZ3	1.64	0.62
1:P:733:VAL:HA	1:S:816:THR:H	1.65	0.62
2:Q:907:ASP:O	2:Q:911:ILE:HG22	2.00	0.62
2:Q:939:ILE:HG21	2:T:969:ALA:CB	2.28	0.62
1:V:901:LEU:CD1	2:W:909:LYS:HA	2.27	0.62
1:Y:745:LYS:CD	1:Y:771:VAL:HG13	2.28	0.62
1:Y:844:ARG:HG3	1:Y:873:ILE:HD11	1.80	0.62
2:Z:980:VAL:HA	2:Z:988:ILE:HA	1.81	0.62
1:A:723:PRO:HD2	1:G:788:ASP:CG	2.18	0.62
2:B:929:VAL:CG2	2:B:1009:ARG:HG2	2.23	0.62
1:D:787:VAL:HG11	1:D:806:TRP:HB3	1.81	0.62
2:Q:919:ALA:HB2	2:Q:1028:ASP:OD2	2.00	0.62
1:S:742:PRO:CB	1:V:810:ARG:HD3	2.29	0.62
2:T:919:ALA:HB2	2:T:1028:ASP:OD2	2.00	0.62
1:V:742:PRO:CB	1:Y:810:ARG:HD3	2.29	0.62
2:Z:919:ALA:HB2	2:Z:1028:ASP:OD2	2.00	0.62
2:B:907:ASP:O	2:B:911:ILE:HG22	2.00	0.62
1:G:801:ARG:NE	1:J:759:VAL:HG21	2.14	0.62
1:J:780:LEU:N	1:J:780:LEU:HD23	2.13	0.62
1:J:901:LEU:CG	1:J:902:ALA:HB2	2.29	0.62
1:M:719:LYS:O	1:S:790:GLN:NE2	2.33	0.62
1:S:892:ASP:C	1:S:893:LEU:HD23	2.20	0.62
2:T:907:ASP:O	2:T:911:ILE:HG22	2.00	0.62
1:A:719:LYS:O	1:G:790:GLN:NE2	2.33	0.62
1:A:863:ALA:CB	1:D:862:LEU:HD22	2.23	0.62
2:H:919:ALA:HB2	2:H:1028:ASP:OD2	2.00	0.62
2:N:907:ASP:O	2:N:911:ILE:HG22	2.00	0.62
2:N:980:VAL:HA	2:N:988:ILE:HA	1.81	0.62
1:P:719:LYS:O	1:V:790:GLN:NE2	2.33	0.62
1:P:742:PRO:CB	1:S:810:ARG:HD3	2.29	0.62
1:V:745:LYS:CD	1:V:771:VAL:HG13	2.28	0.62
1:G:901:LEU:CG	1:G:902:ALA:HB2	2.29	0.62
2:H:916:LYS:HB2	2:H:1029:VAL:HG21	1.81	0.62

Continued on next page...

Continued from previous page...

Atom-1	Atom-2	Interatomic distance (Å)	Clash overlap (Å)
1:J:892:ASP:C	1:J:893:LEU:HD23	2.20	0.62
2:K:929:VAL:CG2	2:K:1009:ARG:HG2	2.23	0.62
1:M:742:PRO:CB	1:P:810:ARG:HD3	2.29	0.62
2:N:954:GLU:HA	2:N:987:ILE:CG1	2.19	0.62
2:W:954:GLU:HA	2:W:987:ILE:CG1	2.19	0.62
1:Y:787:VAL:HG11	1:Y:806:TRP:HB3	1.81	0.62
2:B:912:THR:HG22	2:B:1029:VAL:HG22	1.82	0.62
2:E:916:LYS:HB2	2:E:1029:VAL:HG21	1.81	0.62
1:G:726:LEU:HD13	1:J:891:ARG:CZ	2.30	0.62
1:J:726:LEU:HD13	1:M:891:ARG:CZ	2.30	0.62
1:J:742:PRO:CB	1:M:810:ARG:HD3	2.29	0.62
2:N:939:ILE:HG21	2:Q:969:ALA:CB	2.28	0.62
1:P:801:ARG:NE	1:S:759:VAL:HG21	2.14	0.62
2:Q:954:GLU:HA	2:Q:987:ILE:CG1	2.19	0.62
1:V:733:VAL:HA	1:Y:816:THR:H	1.65	0.62
1:V:892:ASP:C	1:V:893:LEU:HD23	2.20	0.62
1:D:863:ALA:CB	1:G:862:LEU:HD22	2.23	0.61
2:E:912:THR:HG22	2:E:1029:VAL:HG22	1.82	0.61
1:J:801:ARG:NE	1:M:759:VAL:HG21	2.14	0.61
2:K:907:ASP:O	2:K:911:ILE:HG22	2.00	0.61
1:S:719:LYS:O	1:Y:790:GLN:NE2	2.33	0.61
1:S:745:LYS:CD	1:S:771:VAL:HG13	2.28	0.61
1:S:801:ARG:NE	1:V:759:VAL:HG21	2.14	0.61
2:T:954:GLU:HA	2:T:987:ILE:CG1	2.19	0.61
1:G:736:ASN:CB	1:G:739:LEU:HG	2.26	0.61
1:G:745:LYS:CD	1:G:771:VAL:HG13	2.28	0.61
1:J:745:LYS:CD	1:J:771:VAL:HG13	2.28	0.61
1:M:745:LYS:CD	1:M:771:VAL:HG13	2.28	0.61
1:M:801:ARG:NE	1:P:759:VAL:HG21	2.14	0.61
1:P:745:LYS:CD	1:P:771:VAL:HG13	2.28	0.61
1:S:764:SER:HB2	1:S:786:TRP:HZ3	1.64	0.61
1:V:787:VAL:HG11	1:V:806:TRP:HB3	1.81	0.61
2:W:907:ASP:O	2:W:911:ILE:HG22	2.00	0.61
2:Z:907:ASP:O	2:Z:911:ILE:HG22	2.00	0.61
1:A:777:LEU:HB3	2:B:916:LYS:HZ3	1.64	0.61
1:J:719:LYS:O	1:P:790:GLN:NE2	2.33	0.61
2:K:954:GLU:HA	2:K:987:ILE:CG1	2.19	0.61
1:P:725:ARG:NH2	1:V:808:ARG:HB2	2.05	0.61
1:S:726:LEU:HD13	1:V:891:ARG:CZ	2.30	0.61
1:A:902:ALA:HA	2:B:912:THR:HG21	1.83	0.61
1:D:719:LYS:O	1:J:790:GLN:NE2	2.33	0.61

Continued on next page...

Continued from previous page...

Atom-1	Atom-2	Interatomic distance (Å)	Clash overlap (Å)
1:D:902:ALA:HA	2:E:912:THR:HG21	1.83	0.61
2:E:907:ASP:O	2:E:911:ILE:HG22	2.00	0.61
1:G:787:VAL:HG11	1:G:806:TRP:HB3	1.81	0.61
1:G:810:ARG:HG3	1:G:811:ASN:O	2.00	0.61
1:G:902:ALA:HA	2:H:912:THR:HG21	1.83	0.61
2:H:912:THR:HG22	2:H:1029:VAL:HG22	1.82	0.61
1:J:902:ALA:HA	2:K:912:THR:HG21	1.83	0.61
2:K:916:LYS:HB2	2:K:1029:VAL:HG21	1.81	0.61
1:M:902:ALA:HA	2:N:912:THR:HG21	1.82	0.61
1:P:764:SER:HB2	1:P:786:TRP:HZ3	1.64	0.61
1:S:721:LEU:O	1:Y:789:GLY:HA2	2.00	0.61
1:V:726:LEU:HD13	1:Y:891:ARG:CZ	2.30	0.61
1:D:745:LYS:CD	1:D:771:VAL:HG13	2.28	0.61
1:D:892:ASP:C	1:D:893:LEU:HD23	2.20	0.61
2:K:980:VAL:HA	2:K:988:ILE:HA	1.81	0.61
2:N:930:MET:HE3	3:O:1053:VAL:HG13	1.80	0.61
1:P:721:LEU:O	1:V:789:GLY:HA2	2.00	0.61
2:T:916:LYS:HB2	2:T:1029:VAL:HG21	1.81	0.61
1:D:726:LEU:HD13	1:G:891:ARG:CZ	2.30	0.61
1:D:753:THR:HG22	1:D:754:GLU:N	2.16	0.61
2:E:919:ALA:HB2	2:E:1028:ASP:OD2	2.00	0.61
1:G:863:ALA:CB	1:J:862:LEU:HD22	2.23	0.61
1:S:787:VAL:HG11	1:S:806:TRP:HB3	1.81	0.61
1:S:901:LEU:CD1	2:T:909:LYS:HA	2.27	0.61
1:A:766:ARG:HD3	1:A:786:TRP:CD1	2.36	0.61
1:G:753:THR:HG22	1:G:754:GLU:N	2.16	0.61
1:J:753:THR:HG22	1:J:754:GLU:N	2.16	0.61
1:J:810:ARG:HG3	1:J:811:ASN:O	2.00	0.61
1:M:721:LEU:O	1:S:789:GLY:HA2	2.00	0.61
1:M:726:LEU:HD13	1:P:891:ARG:CZ	2.30	0.61
1:P:902:ALA:HA	2:Q:912:THR:HG21	1.83	0.61
1:S:736:ASN:CB	1:S:739:LEU:HG	2.26	0.61
1:Y:766:ARG:HD3	1:Y:786:TRP:CD1	2.36	0.61
1:A:745:LYS:CD	1:A:771:VAL:HG13	2.28	0.61
1:P:787:VAL:HG11	1:P:806:TRP:HB3	1.81	0.61
1:S:810:ARG:HG3	1:S:811:ASN:O	2.00	0.61
2:Z:916:LYS:HB2	2:Z:1029:VAL:HG21	1.81	0.61
2:B:974:THR:HG22	2:B:975:LEU:N	2.16	0.61
2:H:974:THR:HG22	2:H:975:LEU:N	2.16	0.61
1:J:725:ARG:NH2	1:P:808:ARG:HB2	2.05	0.61
1:J:787:VAL:HG11	1:J:806:TRP:HB3	1.81	0.61

Continued on next page...

Continued from previous page...

Atom-1	Atom-2	Interatomic distance (Å)	Clash overlap (Å)
2:K:965:TYR:CD1	2:K:975:LEU:HB2	2.36	0.61
1:M:787:VAL:HG11	1:M:806:TRP:HB3	1.81	0.61
1:M:850:MET:HG3	1:M:854:PHE:CZ	2.36	0.61
1:P:867:LEU:HD12	1:S:851:ILE:HD12	1.83	0.61
1:P:901:LEU:CD1	2:Q:909:LYS:HA	2.27	0.61
2:T:965:TYR:CD1	2:T:975:LEU:HB2	2.36	0.61
1:V:766:ARG:HD3	1:V:786:TRP:CD1	2.36	0.61
1:V:850:MET:HG3	1:V:854:PHE:CZ	2.36	0.61
1:V:891:ARG:HH11	1:V:891:ARG:CB	2.06	0.61
2:W:916:LYS:HB2	2:W:1029:VAL:HG21	1.81	0.61
2:W:919:ALA:HB2	2:W:1028:ASP:OD2	2.00	0.61
2:B:965:TYR:CD1	2:B:975:LEU:HB2	2.36	0.61
1:D:779:ARG:HB2	2:E:1025:ALA:CA	2.31	0.61
2:E:930:MET:HE3	3:F:1053:VAL:HG13	1.81	0.61
2:N:919:ALA:HB2	2:N:1028:ASP:OD2	2.00	0.61
1:P:777:LEU:HB3	2:Q:916:LYS:HZ3	1.66	0.61
1:P:810:ARG:HG3	1:P:811:ASN:O	2.00	0.61
1:S:733:VAL:HA	1:V:816:THR:H	1.65	0.61
1:S:867:LEU:HD12	1:V:851:ILE:HD12	1.83	0.61
1:Y:850:MET:HG3	1:Y:854:PHE:CZ	2.36	0.61
1:A:753:THR:HG22	1:A:754:GLU:N	2.16	0.60
1:A:779:ARG:HB2	2:B:1025:ALA:CA	2.31	0.60
2:B:928:TYR:HB3	3:C:1053:VAL:HG21	1.83	0.60
2:B:929:VAL:HG22	2:B:1009:ARG:CG	2.23	0.60
1:D:766:ARG:HD3	1:D:786:TRP:CD1	2.36	0.60
1:G:779:ARG:HB2	2:H:1025:ALA:CA	2.31	0.60
1:G:891:ARG:HH11	1:G:891:ARG:CB	2.06	0.60
2:H:907:ASP:O	2:H:911:ILE:HG22	2.00	0.60
2:K:912:THR:HG22	2:K:1029:VAL:HG22	1.82	0.60
2:N:965:TYR:CD1	2:N:975:LEU:HB2	2.36	0.60
1:P:726:LEU:HD13	1:S:891:ARG:CZ	2.30	0.60
2:Q:916:LYS:HB2	2:Q:1029:VAL:HG21	1.81	0.60
1:S:850:MET:HG3	1:S:854:PHE:CZ	2.36	0.60
2:T:980:VAL:CG1	2:T:988:ILE:HG12	2.29	0.60
1:Y:810:ARG:HG3	1:Y:811:ASN:O	2.00	0.60
2:Z:965:TYR:CD1	2:Z:975:LEU:HB2	2.36	0.60
1:J:721:LEU:O	1:P:789:GLY:HA2	2.00	0.60
1:J:760:PRO:HB3	1:J:792:THR:O	2.01	0.60
1:J:850:MET:HG3	1:J:854:PHE:CZ	2.36	0.60
1:P:753:THR:HG22	1:P:754:GLU:N	2.16	0.60
1:P:808:ARG:CG	1:P:819:ASN:HA	2.31	0.60

Continued on next page...

Continued from previous page...

Atom-1	Atom-2	Interatomic distance (Å)	Clash overlap (Å)
1:P:850:MET:HG3	1:P:854:PHE:CZ	2.36	0.60
1:S:777:LEU:O	2:T:916:LYS:HE2	2.01	0.60
1:V:867:LEU:HD12	1:Y:851:ILE:HD12	1.83	0.60
2:Z:974:THR:HG22	2:Z:975:LEU:N	2.16	0.60
1:A:760:PRO:HB3	1:A:792:THR:O	2.01	0.60
1:G:721:LEU:O	1:M:789:GLY:HA2	2.00	0.60
1:G:777:LEU:O	2:H:916:LYS:HE2	2.01	0.60
1:J:779:ARG:HB2	2:K:1025:ALA:CA	2.31	0.60
1:M:808:ARG:CG	1:M:819:ASN:HA	2.31	0.60
1:S:766:ARG:HD3	1:S:786:TRP:CD1	2.36	0.60
1:S:902:ALA:HA	2:T:912:THR:HG21	1.83	0.60
2:T:912:THR:HG22	2:T:1029:VAL:HG22	1.82	0.60
2:T:974:THR:HG22	2:T:975:LEU:N	2.16	0.60
2:W:974:THR:HG22	2:W:975:LEU:N	2.16	0.60
2:E:928:TYR:HB3	3:F:1053:VAL:HG21	1.83	0.60
1:G:766:ARG:HD3	1:G:786:TRP:CD1	2.36	0.60
1:G:850:MET:HG3	1:G:854:PHE:CZ	2.36	0.60
2:H:965:TYR:CD1	2:H:975:LEU:HB2	2.36	0.60
1:J:808:ARG:CG	1:J:819:ASN:HA	2.31	0.60
1:J:863:ALA:CB	1:M:862:LEU:HD22	2.23	0.60
2:N:916:LYS:HB2	2:N:1029:VAL:HG21	1.81	0.60
2:Q:974:THR:HG22	2:Q:975:LEU:N	2.16	0.60
1:S:808:ARG:CG	1:S:819:ASN:HA	2.31	0.60
1:V:810:ARG:HG3	1:V:811:ASN:O	2.00	0.60
2:W:912:THR:HG22	2:W:1029:VAL:HG22	1.82	0.60
1:Y:777:LEU:HB3	2:Z:916:LYS:HZ3	1.67	0.60
1:A:726:LEU:HD13	1:D:891:ARG:CZ	2.30	0.60
1:A:733:VAL:HA	1:D:816:THR:H	1.65	0.60
1:D:810:ARG:HG3	1:D:811:ASN:O	2.00	0.60
2:E:953:PHE:C	2:E:987:ILE:HG23	2.22	0.60
2:E:965:TYR:CD1	2:E:975:LEU:HB2	2.36	0.60
1:J:766:ARG:HD3	1:J:786:TRP:CD1	2.36	0.60
2:N:974:THR:HG22	2:N:975:LEU:N	2.16	0.60
1:P:777:LEU:O	2:Q:916:LYS:HE2	2.01	0.60
1:D:760:PRO:HB3	1:D:792:THR:O	2.02	0.60
2:E:935:GLU:HB3	2:E:1004:LYS:NZ	2.17	0.60
1:G:733:VAL:HA	1:J:816:THR:H	1.65	0.60
2:H:954:GLU:HA	2:H:987:ILE:CG1	2.19	0.60
1:J:777:LEU:O	2:K:916:LYS:HE2	2.01	0.60
2:K:935:GLU:HB3	2:K:1004:LYS:NZ	2.17	0.60
2:K:974:THR:HG22	2:K:975:LEU:N	2.16	0.60

Continued on next page...

Continued from previous page...

Atom-1	Atom-2	Interatomic distance (Å)	Clash overlap (Å)
2:K:984:ASN:HB2	3:L:1061:THR:HG21	1.83	0.60
1:M:733:VAL:HA	1:P:816:THR:H	1.65	0.60
1:M:766:ARG:HD3	1:M:786:TRP:CD1	2.36	0.60
1:M:867:LEU:HD12	1:P:851:ILE:HD12	1.83	0.60
1:M:901:LEU:CD1	2:N:909:LYS:HA	2.27	0.60
2:Q:935:GLU:HB3	2:Q:1004:LYS:NZ	2.17	0.60
2:Q:965:TYR:CD1	2:Q:975:LEU:HB2	2.36	0.60
1:V:777:LEU:O	2:W:916:LYS:HE2	2.01	0.60
1:V:902:ALA:HA	2:W:912:THR:HG21	1.83	0.60
2:W:935:GLU:HB3	2:W:1004:LYS:NZ	2.17	0.60
1:G:808:ARG:CG	1:G:819:ASN:HA	2.31	0.60
1:M:753:THR:HG22	1:M:754:GLU:N	2.16	0.60
1:M:777:LEU:O	2:N:916:LYS:HE2	2.01	0.60
1:M:779:ARG:HB2	2:N:1025:ALA:CA	2.31	0.60
1:P:766:ARG:HD3	1:P:786:TRP:CD1	2.36	0.60
2:T:930:MET:HE3	3:U:1053:VAL:HG13	1.84	0.60
2:T:984:ASN:HB2	3:U:1061:THR:HG21	1.83	0.60
1:V:808:ARG:CG	1:V:819:ASN:HA	2.31	0.60
2:B:953:PHE:C	2:B:987:ILE:HG23	2.22	0.60
2:E:929:VAL:CG2	2:E:1009:ARG:HG2	2.23	0.60
1:G:760:PRO:HB3	1:G:792:THR:O	2.01	0.60
2:H:953:PHE:C	2:H:987:ILE:HG23	2.22	0.60
1:P:734:MET:SD	1:S:815:GLY:HA2	2.42	0.60
1:V:726:LEU:CD1	1:Y:891:ARG:HH12	2.14	0.60
2:Z:912:THR:HG22	2:Z:1029:VAL:HG22	1.82	0.60
1:A:734:MET:SD	1:D:815:GLY:HA2	2.42	0.60
1:A:850:MET:HG3	1:A:854:PHE:CZ	2.36	0.60
1:D:721:LEU:O	1:J:789:GLY:HA2	2.00	0.60
1:D:777:LEU:O	2:E:916:LYS:HE2	2.01	0.60
2:E:929:VAL:HG22	2:E:1009:ARG:CG	2.23	0.60
2:E:974:THR:HG22	2:E:975:LEU:N	2.16	0.60
1:J:867:LEU:HD12	1:M:851:ILE:HD12	1.83	0.60
1:M:810:ARG:HG3	1:M:811:ASN:O	2.00	0.60
2:Q:912:THR:HG22	2:Q:1029:VAL:HG22	1.82	0.60
2:T:935:GLU:HB3	2:T:1004:LYS:NZ	2.17	0.60
2:Z:953:PHE:C	2:Z:987:ILE:HG23	2.22	0.60
2:B:939:ILE:HD13	2:E:969:ALA:HB1	1.84	0.60
2:B:984:ASN:HB2	3:C:1061:THR:HG21	1.83	0.60
1:D:850:MET:HG3	1:D:854:PHE:CZ	2.36	0.60
2:H:928:TYR:HB3	3:I:1053:VAL:HG21	1.83	0.60
2:H:965:TYR:HB3	2:H:974:THR:O	2.02	0.60

Continued on next page...

Continued from previous page...

Atom-1	Atom-2	Interatomic distance (Å)	Clash overlap (Å)
2:Q:984:ASN:HB2	3:R:1061:THR:HG21	1.83	0.60
1:S:760:PRO:HB3	1:S:792:THR:O	2.01	0.60
2:W:953:PHE:C	2:W:987:ILE:HG23	2.22	0.60
2:W:965:TYR:CD1	2:W:975:LEU:HB2	2.36	0.60
1:Y:779:ARG:HB2	2:Z:1025:ALA:CA	2.31	0.60
1:Y:902:ALA:HA	2:Z:912:THR:HG21	1.83	0.60
1:A:810:ARG:HG3	1:A:811:ASN:O	2.00	0.59
1:D:725:ARG:NH1	1:J:819:ASN:CB	2.65	0.59
1:G:725:ARG:NH1	1:M:819:ASN:CB	2.65	0.59
1:J:734:MET:SD	1:M:815:GLY:HA2	2.42	0.59
1:M:734:MET:SD	1:P:815:GLY:HA2	2.42	0.59
2:N:935:GLU:HB3	2:N:1004:LYS:NZ	2.17	0.59
2:N:984:ASN:HB2	3:O:1061:THR:HG21	1.83	0.59
1:Y:808:ARG:CG	1:Y:819:ASN:HA	2.31	0.59
1:A:747:ILE:HG22	1:A:749:CYS:SG	2.42	0.59
1:A:808:ARG:HG2	1:A:819:ASN:CA	2.32	0.59
1:D:747:ILE:HG22	1:D:749:CYS:SG	2.42	0.59
1:G:747:ILE:HG22	1:G:749:CYS:SG	2.42	0.59
1:S:726:LEU:CD1	1:V:891:ARG:HH12	2.14	0.59
2:T:953:PHE:C	2:T:987:ILE:HG23	2.22	0.59
1:Y:753:THR:HG22	1:Y:754:GLU:N	2.16	0.59
2:Z:935:GLU:HB3	2:Z:1004:LYS:NZ	2.17	0.59
2:B:965:TYR:HB3	2:B:974:THR:O	2.02	0.59
2:B:980:VAL:CG1	2:B:988:ILE:HG12	2.29	0.59
1:J:747:ILE:HG22	1:J:749:CYS:SG	2.42	0.59
1:M:760:PRO:HB3	1:M:792:THR:O	2.01	0.59
2:N:912:THR:HG22	2:N:1029:VAL:HG22	1.82	0.59
1:P:779:ARG:HB2	2:Q:1025:ALA:CA	2.31	0.59
1:S:734:MET:SD	1:V:815:GLY:HA2	2.42	0.59
1:S:753:THR:HG22	1:S:754:GLU:N	2.16	0.59
1:S:891:ARG:NH1	1:S:891:ARG:HB3	2.08	0.59
1:S:891:ARG:HH11	1:S:891:ARG:CB	2.06	0.59
1:V:747:ILE:HG22	1:V:749:CYS:SG	2.42	0.59
1:V:753:THR:HG22	1:V:754:GLU:N	2.16	0.59
1:Y:760:PRO:HB3	1:Y:792:THR:O	2.02	0.59
1:A:844:ARG:CG	1:A:873:ILE:HG12	2.33	0.59
1:D:808:ARG:HG2	1:D:819:ASN:CA	2.32	0.59
2:E:939:ILE:HD13	2:H:969:ALA:HB1	1.84	0.59
1:J:725:ARG:NH1	1:P:819:ASN:CB	2.65	0.59
1:J:844:ARG:CG	1:J:873:ILE:HG12	2.33	0.59
1:J:901:LEU:HD11	2:K:909:LYS:C	2.23	0.59

Continued on next page...

Continued from previous page...

Atom-1	Atom-2	Interatomic distance (Å)	Clash overlap (Å)
1:M:766:ARG:HD2	1:M:784:GLY:HA2	1.85	0.59
2:Q:928:TYR:HB3	3:R:1053:VAL:HG21	1.83	0.59
1:S:747:ILE:HG22	1:S:749:CYS:SG	2.42	0.59
2:W:980:VAL:CG1	2:W:988:ILE:HG12	2.29	0.59
1:Y:747:ILE:HG22	1:Y:749:CYS:SG	2.42	0.59
1:A:721:LEU:O	1:G:789:GLY:HA2	2.00	0.59
1:A:777:LEU:O	2:B:916:LYS:HE2	2.01	0.59
2:B:935:GLU:HB3	2:B:1004:LYS:NZ	2.17	0.59
1:D:734:MET:SD	1:G:815:GLY:HA2	2.42	0.59
1:D:756:ASP:OD1	1:D:878:TYR:HD1	1.86	0.59
1:G:734:MET:SD	1:J:815:GLY:HA2	2.42	0.59
1:G:756:ASP:OD1	1:G:878:TYR:HD1	1.86	0.59
1:G:867:LEU:HD12	1:J:851:ILE:HD12	1.83	0.59
1:G:901:LEU:HD11	2:H:909:LYS:C	2.23	0.59
1:J:901:LEU:CD1	2:K:909:LYS:HA	2.27	0.59
2:K:953:PHE:C	2:K:987:ILE:HG23	2.22	0.59
1:P:756:ASP:OD1	1:P:878:TYR:HD1	1.86	0.59
1:S:725:ARG:NH1	1:Y:819:ASN:CB	2.65	0.59
2:T:928:TYR:HB3	3:U:1053:VAL:HG21	1.83	0.59
1:V:760:PRO:HB3	1:V:792:THR:O	2.01	0.59
2:W:928:TYR:HB3	3:X:1053:VAL:HG21	1.83	0.59
1:A:725:ARG:NH1	1:G:819:ASN:CB	2.65	0.59
1:D:808:ARG:CG	1:D:819:ASN:HA	2.31	0.59
2:E:965:TYR:HB3	2:E:974:THR:O	2.02	0.59
1:J:756:ASP:OD1	1:J:878:TYR:HD1	1.86	0.59
2:K:928:TYR:HB3	3:L:1053:VAL:HG21	1.83	0.59
1:M:863:ALA:CB	1:P:862:LEU:HD22	2.23	0.59
1:P:726:LEU:CD1	1:S:891:ARG:HH12	2.14	0.59
2:Q:953:PHE:C	2:Q:987:ILE:HG23	2.22	0.59
1:V:756:ASP:OD1	1:V:878:TYR:HD1	1.86	0.59
1:Y:808:ARG:HG2	1:Y:819:ASN:CA	2.32	0.59
2:E:984:ASN:HB2	3:F:1061:THR:HG21	1.83	0.59
1:G:808:ARG:HG2	1:G:819:ASN:CA	2.32	0.59
2:H:929:VAL:HG22	2:H:1009:ARG:CG	2.23	0.59
2:H:935:GLU:HB3	2:H:1004:LYS:NZ	2.17	0.59
2:K:920:PHE:CE2	2:K:952:ARG:HG3	2.38	0.59
2:N:920:PHE:CE2	2:N:952:ARG:HG3	2.38	0.59
1:P:760:PRO:HB3	1:P:792:THR:O	2.01	0.59
1:Y:777:LEU:O	2:Z:916:LYS:HE2	2.01	0.59
1:A:867:LEU:HD13	1:D:862:LEU:HD11	1.84	0.59
1:A:901:LEU:CD1	2:B:912:THR:HB	2.32	0.59

Continued on next page...

Continued from previous page...

Atom-1	Atom-2	Interatomic distance (Å)	Clash overlap (Å)
1:D:721:LEU:HD23	1:J:805:LEU:HB2	1.69	0.59
1:G:766:ARG:HD2	1:G:784:GLY:HA2	1.85	0.59
2:H:920:PHE:CE2	2:H:952:ARG:HG3	2.38	0.59
2:N:928:TYR:HB3	3:O:1053:VAL:HG21	1.83	0.59
2:Q:920:PHE:CE2	2:Q:952:ARG:HG3	2.38	0.59
1:S:743:LYS:HD3	1:S:891:ARG:C	2.23	0.59
1:S:766:ARG:HD2	1:S:784:GLY:HA2	1.85	0.59
2:T:920:PHE:CE2	2:T:952:ARG:HG3	2.38	0.59
1:A:721:LEU:HD23	1:G:805:LEU:HB2	1.70	0.59
1:A:756:ASP:OD1	1:A:878:TYR:HD1	1.86	0.59
1:G:726:LEU:CD1	1:J:891:ARG:HH12	2.14	0.59
1:G:743:LYS:HD3	1:G:891:ARG:C	2.23	0.59
2:H:939:ILE:HD13	2:K:969:ALA:HB1	1.84	0.59
1:J:808:ARG:HG2	1:J:819:ASN:CA	2.32	0.59
1:M:725:ARG:NH1	1:S:819:ASN:CB	2.65	0.59
1:M:747:ILE:HG22	1:M:749:CYS:SG	2.42	0.59
1:P:725:ARG:NH1	1:V:819:ASN:CB	2.65	0.59
1:V:734:MET:SD	1:Y:815:GLY:HA2	2.42	0.59
1:V:779:ARG:HB2	2:W:1025:ALA:CA	2.31	0.59
1:V:808:ARG:HG2	1:V:819:ASN:CA	2.32	0.59
1:Y:901:LEU:CD1	2:Z:912:THR:HB	2.32	0.59
1:D:867:LEU:HD12	1:G:851:ILE:HD12	1.83	0.59
2:E:920:PHE:CE2	2:E:952:ARG:HG3	2.38	0.59
1:M:808:ARG:HG2	1:M:819:ASN:CA	2.32	0.59
1:M:901:LEU:HD11	2:N:909:LYS:C	2.23	0.59
2:N:965:TYR:HB3	2:N:974:THR:O	2.02	0.59
1:P:747:ILE:HG22	1:P:749:CYS:SG	2.42	0.59
1:P:766:ARG:HD2	1:P:784:GLY:HA2	1.85	0.59
1:S:726:LEU:CD2	1:V:891:ARG:HH12	2.16	0.59
1:V:766:ARG:HD2	1:V:784:GLY:HA2	1.85	0.59
2:W:920:PHE:CE2	2:W:952:ARG:HG3	2.38	0.59
1:Y:743:LYS:HD3	1:Y:891:ARG:C	2.23	0.59
1:D:844:ARG:CG	1:D:873:ILE:HG12	2.33	0.58
1:D:901:LEU:HD11	2:E:909:LYS:C	2.23	0.58
1:D:901:LEU:CD1	2:E:912:THR:HB	2.32	0.58
1:G:867:LEU:HD13	1:J:862:LEU:HD11	1.84	0.58
1:M:726:LEU:CD1	1:P:891:ARG:HH12	2.14	0.58
2:N:929:VAL:CG2	2:N:1009:ARG:HG2	2.23	0.58
2:T:939:ILE:HD13	2:W:969:ALA:HB1	1.84	0.58
1:V:901:LEU:CD1	2:W:912:THR:HB	2.32	0.58
2:Z:920:PHE:CE2	2:Z:952:ARG:HG3	2.38	0.58

Continued on next page...

Continued from previous page...

Atom-1	Atom-2	Interatomic distance (Å)	Clash overlap (Å)
1:A:726:LEU:CD1	1:D:891:ARG:HH12	2.14	0.58
1:A:867:LEU:HD12	1:D:851:ILE:HD12	1.83	0.58
1:A:901:LEU:CD1	2:B:909:LYS:HA	2.27	0.58
1:D:721:LEU:O	1:J:805:LEU:C	2.42	0.58
1:D:766:ARG:HD2	1:D:784:GLY:HA2	1.85	0.58
1:J:835:GLY:HA3	1:J:877:LEU:HD21	1.85	0.58
1:M:756:ASP:OD1	1:M:878:TYR:HD1	1.86	0.58
1:M:867:LEU:HD13	1:P:862:LEU:HD11	1.84	0.58
1:P:808:ARG:HG2	1:P:819:ASN:CA	2.32	0.58
1:S:779:ARG:HB2	2:T:1025:ALA:CA	2.31	0.58
1:S:808:ARG:HG2	1:S:819:ASN:CA	2.32	0.58
1:S:844:ARG:CG	1:S:873:ILE:HG12	2.33	0.58
1:V:867:LEU:HD13	1:Y:862:LEU:HD11	1.84	0.58
2:W:939:ILE:HD13	2:Z:969:ALA:HB1	1.84	0.58
2:W:965:TYR:HB3	2:W:974:THR:O	2.02	0.58
1:Y:772:TYR:CE2	1:Y:779:ARG:HG3	2.39	0.58
1:A:772:TYR:CE2	1:A:779:ARG:HG3	2.39	0.58
2:E:980:VAL:CG1	2:E:988:ILE:HG12	2.29	0.58
1:G:901:LEU:CD1	2:H:909:LYS:HA	2.27	0.58
1:J:736:ASN:CB	1:J:739:LEU:HG	2.26	0.58
1:J:743:LYS:HD3	1:J:891:ARG:C	2.23	0.58
1:J:772:TYR:CE2	1:J:779:ARG:HG3	2.39	0.58
1:M:835:GLY:HA3	1:M:877:LEU:HD21	1.85	0.58
1:M:844:ARG:CG	1:M:873:ILE:HG12	2.33	0.58
2:N:953:PHE:C	2:N:987:ILE:HG23	2.22	0.58
1:P:743:LYS:HD3	1:P:891:ARG:C	2.23	0.58
1:P:772:TYR:CE2	1:P:779:ARG:HG3	2.39	0.58
1:S:720:ASN:H	1:Y:805:LEU:HD21	1.67	0.58
1:S:867:LEU:HD13	1:V:862:LEU:HD11	1.84	0.58
1:S:901:LEU:CD1	2:T:912:THR:HB	2.32	0.58
1:V:901:LEU:HD11	2:W:909:LYS:C	2.23	0.58
1:Y:766:ARG:HD2	1:Y:784:GLY:HA2	1.85	0.58
2:B:920:PHE:CE2	2:B:952:ARG:HG3	2.38	0.58
1:D:726:LEU:CD1	1:G:891:ARG:HH12	2.14	0.58
1:G:901:LEU:CD1	2:H:912:THR:HB	2.32	0.58
1:J:726:LEU:CD1	1:M:891:ARG:HH12	2.14	0.58
1:J:867:LEU:HD13	1:M:862:LEU:HD11	1.84	0.58
2:K:965:TYR:HB3	2:K:974:THR:O	2.02	0.58
1:P:835:GLY:HA3	1:P:877:LEU:HD21	1.86	0.58
2:Q:939:ILE:HD13	2:T:969:ALA:HB1	1.84	0.58
2:B:1013:PHE:C	2:B:1015:PRO:HD3	2.24	0.58

Continued on next page...

Continued from previous page...

Atom-1	Atom-2	Interatomic distance (Å)	Clash overlap (Å)
1:D:743:LYS:HD3	1:D:891:ARG:C	2.23	0.58
1:D:772:TYR:CE2	1:D:779:ARG:HG3	2.39	0.58
1:D:901:LEU:CD1	2:E:909:LYS:HA	2.27	0.58
1:J:721:LEU:O	1:J:723:PRO:HD3	2.04	0.58
2:K:939:ILE:HD13	2:N:969:ALA:HB1	1.84	0.58
1:M:736:ASN:CB	1:M:739:LEU:HG	2.26	0.58
1:S:721:LEU:O	1:S:723:PRO:HD3	2.04	0.58
1:S:835:GLY:HA3	1:S:877:LEU:HD21	1.85	0.58
1:D:867:LEU:HD13	1:G:862:LEU:HD11	1.84	0.58
2:E:1013:PHE:C	2:E:1015:PRO:HD3	2.24	0.58
1:G:721:LEU:HD23	1:M:805:LEU:HB2	1.70	0.58
2:H:984:ASN:HB2	3:I:1061:THR:HG21	1.83	0.58
1:J:901:LEU:CD1	2:K:912:THR:HB	2.32	0.58
1:P:778:VAL:CG1	1:P:780:LEU:HD21	2.34	0.58
1:P:901:LEU:CD1	2:Q:912:THR:HB	2.32	0.58
2:Q:965:TYR:HB3	2:Q:974:THR:O	2.02	0.58
1:S:772:TYR:CE2	1:S:779:ARG:HG3	2.39	0.58
1:S:901:LEU:HD11	2:T:909:LYS:C	2.23	0.58
1:V:726:LEU:CD2	1:Y:891:ARG:HH12	2.16	0.58
1:V:736:ASN:CB	1:V:739:LEU:HG	2.26	0.58
1:V:891:ARG:NH1	1:V:891:ARG:HB3	2.08	0.58
2:Z:965:TYR:HB3	2:Z:974:THR:O	2.02	0.58
1:A:766:ARG:HD2	1:A:784:GLY:HA2	1.85	0.58
1:A:778:VAL:CG1	1:A:780:LEU:HD21	2.34	0.58
1:A:818:VAL:HG13	1:A:820:ILE:HG23	1.86	0.58
2:K:929:VAL:HG22	2:K:1009:ARG:CG	2.23	0.58
1:M:901:LEU:CD1	2:N:912:THR:HB	2.32	0.58
1:P:726:LEU:CD2	1:S:891:ARG:HH12	2.16	0.58
1:S:756:ASP:OD1	1:S:878:TYR:HD1	1.86	0.58
1:S:778:VAL:CG1	1:S:780:LEU:HD21	2.34	0.58
1:S:802:VAL:H	1:S:877:LEU:HD22	1.69	0.58
1:V:835:GLY:HA3	1:V:877:LEU:HD21	1.85	0.58
2:W:984:ASN:HB2	3:X:1061:THR:HG21	1.83	0.58
1:Y:756:ASP:OD1	1:Y:878:TYR:HD1	1.86	0.58
1:Y:901:LEU:HD11	2:Z:909:LYS:C	2.23	0.58
1:A:721:LEU:O	1:A:723:PRO:HD3	2.04	0.58
1:A:721:LEU:O	1:G:805:LEU:C	2.42	0.58
1:A:743:LYS:HD3	1:A:891:ARG:C	2.23	0.58
1:A:779:ARG:C	1:A:780:LEU:HD23	2.24	0.58
1:A:901:LEU:HD11	2:B:909:LYS:C	2.23	0.58
1:D:721:LEU:O	1:D:723:PRO:HD3	2.04	0.58

Continued on next page...

Continued from previous page...

Atom-1	Atom-2	Interatomic distance (Å)	Clash overlap (Å)
1:D:818:VAL:HG13	1:D:820:ILE:HG23	1.86	0.58
2:H:1013:PHE:C	2:H:1015:PRO:HD3	2.24	0.58
1:J:726:LEU:CD2	1:M:891:ARG:HH12	2.16	0.58
2:K:967:ILE:O	2:K:967:ILE:HG22	2.04	0.58
1:M:721:LEU:O	1:S:805:LEU:C	2.42	0.58
2:Q:932:GLU:HG3	3:R:1051:VAL:HG23	1.85	0.58
2:T:932:GLU:HG3	3:U:1051:VAL:HG23	1.85	0.58
2:T:965:TYR:HB3	2:T:974:THR:O	2.02	0.58
1:V:802:VAL:H	1:V:877:LEU:HD22	1.69	0.58
1:A:736:ASN:CB	1:A:739:LEU:HG	2.26	0.58
1:D:720:ASN:H	1:J:805:LEU:HD21	1.67	0.58
1:D:835:GLY:HA3	1:D:877:LEU:HD21	1.85	0.58
2:E:954:GLU:HA	2:E:987:ILE:CG1	2.19	0.58
1:G:835:GLY:HA3	1:G:877:LEU:HD21	1.85	0.58
1:M:726:LEU:CD2	1:P:891:ARG:HH12	2.16	0.58
2:N:939:ILE:HD13	2:Q:969:ALA:HB1	1.84	0.58
1:V:818:VAL:HG13	1:V:820:ILE:HG23	1.86	0.58
1:Y:844:ARG:CG	1:Y:873:ILE:HG12	2.33	0.58
1:D:726:LEU:CD2	1:G:891:ARG:HH12	2.16	0.58
1:G:726:LEU:CD2	1:J:891:ARG:HH12	2.16	0.58
1:G:818:VAL:HG13	1:G:820:ILE:HG23	1.86	0.58
1:G:868:ARG:HH11	1:G:868:ARG:HG3	1.69	0.58
2:H:967:ILE:O	2:H:967:ILE:HG22	2.04	0.58
1:M:777:LEU:HB3	2:N:916:LYS:HZ3	1.68	0.58
2:N:967:ILE:O	2:N:967:ILE:HG22	2.04	0.58
1:P:863:ALA:CB	1:S:862:LEU:HD22	2.23	0.58
1:P:867:LEU:HD13	1:S:862:LEU:HD11	1.84	0.58
1:S:779:ARG:C	1:S:780:LEU:HD23	2.24	0.58
2:T:1013:PHE:C	2:T:1015:PRO:HD3	2.24	0.58
2:W:929:VAL:CG2	2:W:1009:ARG:HG2	2.23	0.58
2:W:932:GLU:HG3	3:X:1051:VAL:HG23	1.85	0.58
1:Y:721:LEU:O	1:Y:723:PRO:HD3	2.04	0.58
1:Y:778:VAL:CG1	1:Y:780:LEU:HD21	2.34	0.58
1:A:720:ASN:H	1:G:805:LEU:HD21	1.67	0.57
1:D:891:ARG:HH11	1:D:891:ARG:CB	2.06	0.57
1:G:772:TYR:CE2	1:G:779:ARG:HG3	2.39	0.57
2:N:932:GLU:HG3	3:O:1051:VAL:HG23	1.85	0.57
1:P:721:LEU:O	1:P:723:PRO:HD3	2.04	0.57
1:P:721:LEU:O	1:V:805:LEU:C	2.42	0.57
1:V:772:TYR:CE2	1:V:779:ARG:HG3	2.39	0.57
1:V:778:VAL:CG1	1:V:780:LEU:HD21	2.34	0.57

Continued on next page...

Continued from previous page...

Atom-1	Atom-2	Interatomic distance (Å)	Clash overlap (Å)
1:V:779:ARG:C	1:V:780:LEU:HD23	2.24	0.57
1:Y:818:VAL:HG13	1:Y:820:ILE:HG23	1.86	0.57
1:J:721:LEU:O	1:P:805:LEU:C	2.42	0.57
1:J:766:ARG:HD2	1:J:784:GLY:HA2	1.85	0.57
1:M:778:VAL:CG1	1:M:780:LEU:HD21	2.34	0.57
1:P:779:ARG:C	1:P:780:LEU:HD23	2.24	0.57
1:V:868:ARG:HG3	1:V:868:ARG:HH11	1.69	0.57
1:Y:835:GLY:HA3	1:Y:877:LEU:HD21	1.85	0.57
2:Z:950:PHE:CE1	2:Z:991:GLU:HB3	2.40	0.57
1:A:726:LEU:CD2	1:D:891:ARG:HH12	2.16	0.57
1:J:802:VAL:H	1:J:877:LEU:HD22	1.69	0.57
2:K:1013:PHE:C	2:K:1015:PRO:HD3	2.24	0.57
1:M:802:VAL:H	1:M:877:LEU:HD22	1.69	0.57
1:P:901:LEU:HD11	2:Q:909:LYS:C	2.23	0.57
1:V:743:LYS:HD3	1:V:891:ARG:C	2.23	0.57
1:D:778:VAL:CG1	1:D:780:LEU:HD21	2.34	0.57
2:E:967:ILE:O	2:E:967:ILE:HG22	2.04	0.57
1:G:779:ARG:C	1:G:780:LEU:HD23	2.24	0.57
2:H:980:VAL:CG1	2:H:988:ILE:HG12	2.29	0.57
1:J:721:LEU:HD23	1:P:805:LEU:HB2	1.70	0.57
1:J:868:ARG:HH11	1:J:868:ARG:HG3	1.69	0.57
1:M:743:LYS:HD3	1:M:891:ARG:C	2.24	0.57
1:M:772:TYR:CE2	1:M:779:ARG:HG3	2.39	0.57
1:P:885:VAL:HG22	1:P:886:SER:N	2.17	0.57
2:W:950:PHE:CE1	2:W:991:GLU:HB3	2.40	0.57
1:Y:868:ARG:HG3	1:Y:868:ARG:HH11	1.69	0.57
2:Z:967:ILE:O	2:Z:967:ILE:HG22	2.04	0.57
2:Z:980:VAL:CG1	2:Z:988:ILE:HG12	2.29	0.57
1:A:755:LEU:HD23	1:A:755:LEU:C	2.25	0.57
1:D:755:LEU:HD23	1:D:755:LEU:C	2.25	0.57
1:D:779:ARG:C	1:D:780:LEU:HD23	2.24	0.57
1:D:868:ARG:HH11	1:D:868:ARG:HG3	1.69	0.57
1:J:818:VAL:HG13	1:J:820:ILE:HG23	1.86	0.57
2:K:932:GLU:HG3	3:L:1051:VAL:HG23	1.85	0.57
1:M:721:LEU:O	1:M:723:PRO:HD3	2.04	0.57
1:M:839:ALA:O	1:M:840:HIS:HB2	2.05	0.57
1:P:818:VAL:HG13	1:P:820:ILE:HG23	1.86	0.57
2:Q:967:ILE:HG22	2:Q:967:ILE:O	2.04	0.57
1:Y:891:ARG:NH1	1:Y:891:ARG:HB3	2.08	0.57
1:A:835:GLY:HA3	1:A:877:LEU:HD21	1.85	0.57
1:G:755:LEU:C	1:G:755:LEU:HD23	2.25	0.57

Continued on next page...

Continued from previous page...

Atom-1	Atom-2	Interatomic distance (Å)	Clash overlap (Å)
2:H:950:PHE:CE1	2:H:991:GLU:HB3	2.40	0.57
2:N:1013:PHE:C	2:N:1015:PRO:HD3	2.24	0.57
1:S:818:VAL:HG13	1:S:820:ILE:HG23	1.86	0.57
2:T:950:PHE:CE1	2:T:991:GLU:HB3	2.39	0.57
1:V:839:ALA:O	1:V:840:HIS:HB2	2.05	0.57
1:G:720:ASN:H	1:M:805:LEU:HD21	1.67	0.57
2:H:932:GLU:HG3	3:I:1051:VAL:HG23	1.85	0.57
2:K:950:PHE:CE1	2:K:991:GLU:HB3	2.39	0.57
1:M:818:VAL:HG13	1:M:820:ILE:HG23	1.86	0.57
1:P:842:TRP:CE2	1:P:846:ARG:HB3	2.40	0.57
1:S:755:LEU:HD23	1:S:755:LEU:C	2.25	0.57
1:S:842:TRP:CE2	1:S:846:ARG:HB3	2.40	0.57
1:V:842:TRP:CE2	1:V:846:ARG:HB3	2.40	0.57
1:Y:755:LEU:HD23	1:Y:755:LEU:C	2.25	0.57
1:Y:779:ARG:C	1:Y:780:LEU:HD23	2.24	0.57
2:Z:1013:PHE:C	2:Z:1015:PRO:HD3	2.24	0.57
2:E:950:PHE:CE1	2:E:991:GLU:HB3	2.40	0.57
1:G:721:LEU:O	1:G:723:PRO:HD3	2.04	0.57
1:M:779:ARG:C	1:M:780:LEU:HD23	2.24	0.57
1:P:755:LEU:HD23	1:P:755:LEU:C	2.25	0.57
1:S:868:ARG:HH11	1:S:868:ARG:HG3	1.69	0.57
1:V:755:LEU:HD23	1:V:755:LEU:C	2.25	0.57
1:D:775:ASP:OD1	1:D:777:LEU:HG	2.05	0.57
1:J:778:VAL:CG1	1:J:780:LEU:HD21	2.34	0.57
1:J:779:ARG:C	1:J:780:LEU:HD23	2.24	0.57
1:M:755:LEU:HD23	1:M:755:LEU:C	2.25	0.57
1:M:842:TRP:CE2	1:M:846:ARG:HB3	2.40	0.57
2:N:929:VAL:HG22	2:N:1009:ARG:CG	2.23	0.57
2:Q:950:PHE:CE1	2:Q:991:GLU:HB3	2.40	0.57
1:S:721:LEU:O	1:Y:805:LEU:C	2.42	0.57
2:Z:998:ARG:HD2	2:Z:1000:ARG:HH22	1.70	0.57
2:B:932:GLU:HG3	3:C:1051:VAL:HG23	1.85	0.57
2:B:967:ILE:O	2:B:967:ILE:HG22	2.04	0.57
1:D:839:ALA:O	1:D:840:HIS:HB2	2.05	0.57
1:G:802:VAL:H	1:G:877:LEU:HD22	1.69	0.57
1:G:844:ARG:CG	1:G:873:ILE:HG12	2.33	0.57
1:J:720:ASN:H	1:P:805:LEU:HD21	1.67	0.57
2:N:950:PHE:CE1	2:N:991:GLU:HB3	2.40	0.57
2:Q:1013:PHE:C	2:Q:1015:PRO:HD3	2.24	0.57
1:S:839:ALA:O	1:S:840:HIS:HB2	2.05	0.57
2:W:1013:PHE:C	2:W:1015:PRO:HD3	2.24	0.57

Continued on next page...

Continued from previous page...

Atom-1	Atom-2	Interatomic distance (Å)	Clash overlap (Å)
1:Y:754:GLU:HG3	1:Y:881:GLN:OE1	2.05	0.57
1:Y:842:TRP:CE2	1:Y:846:ARG:HB3	2.40	0.57
1:A:872:SER:O	1:A:874:PRO:HD3	2.05	0.56
1:D:872:SER:O	1:D:874:PRO:HD3	2.05	0.56
1:G:778:VAL:CG1	1:G:780:LEU:HD21	2.34	0.56
2:H:930:MET:HE3	3:I:1053:VAL:HG13	1.85	0.56
1:J:842:TRP:CE2	1:J:846:ARG:HB3	2.40	0.56
2:T:967:ILE:HG22	2:T:967:ILE:O	2.04	0.56
1:V:844:ARG:CG	1:V:873:ILE:HG12	2.33	0.56
1:V:872:SER:O	1:V:874:PRO:HD3	2.05	0.56
1:Y:872:SER:O	1:Y:874:PRO:HD3	2.05	0.56
1:A:721:LEU:CD2	1:G:823:ALA:HA	2.35	0.56
2:E:932:GLU:HG3	3:F:1051:VAL:HG23	1.85	0.56
1:G:872:SER:O	1:G:874:PRO:HD3	2.05	0.56
1:M:721:LEU:HD23	1:S:805:LEU:HB2	1.70	0.56
1:P:839:ALA:O	1:P:840:HIS:HB2	2.05	0.56
1:P:872:SER:O	1:P:874:PRO:HD3	2.05	0.56
1:S:757:THR:CG2	1:S:802:VAL:HG21	2.35	0.56
1:S:872:SER:O	1:S:874:PRO:HD3	2.05	0.56
1:V:721:LEU:O	1:V:723:PRO:HD3	2.04	0.56
1:Y:757:THR:CG2	1:Y:802:VAL:HG21	2.35	0.56
1:A:721:LEU:HD13	1:G:822:SER:N	2.21	0.56
1:A:775:ASP:OD1	1:A:777:LEU:HG	2.05	0.56
1:A:802:VAL:H	1:A:877:LEU:HD22	1.69	0.56
1:A:829:GLY:HA3	1:D:753:THR:HG23	1.85	0.56
2:B:950:PHE:CE1	2:B:991:GLU:HB3	2.40	0.56
2:B:998:ARG:HD2	2:B:1000:ARG:HH22	1.70	0.56
1:D:721:LEU:CD2	1:J:823:ALA:HA	2.35	0.56
1:G:743:LYS:HD3	1:G:891:ARG:CA	2.36	0.56
1:G:767:VAL:HG23	1:G:785:SER:HB2	1.88	0.56
1:G:839:ALA:O	1:G:840:HIS:HB2	2.05	0.56
1:G:842:TRP:CE2	1:G:846:ARG:HB3	2.40	0.56
1:J:721:LEU:HD13	1:P:822:SER:N	2.21	0.56
1:J:755:LEU:C	1:J:755:LEU:HD23	2.25	0.56
1:J:872:SER:O	1:J:874:PRO:HD3	2.05	0.56
1:M:757:THR:CG2	1:M:802:VAL:HG21	2.35	0.56
1:M:809:ILE:HD11	1:M:820:ILE:CD1	2.35	0.56
1:M:872:SER:O	1:M:874:PRO:HD3	2.05	0.56
1:P:775:ASP:OD1	1:P:777:LEU:HG	2.05	0.56
1:P:802:VAL:H	1:P:877:LEU:HD22	1.69	0.56
1:P:844:ARG:CG	1:P:873:ILE:HG12	2.33	0.56

Continued on next page...

Continued from previous page...

Atom-1	Atom-2	Interatomic distance (Å)	Clash overlap (Å)
1:P:868:ARG:HH11	1:P:868:ARG:HG3	1.69	0.56
1:S:775:ASP:OD1	1:S:777:LEU:HG	2.05	0.56
1:Y:802:VAL:H	1:Y:877:LEU:HD22	1.69	0.56
1:Y:839:ALA:O	1:Y:840:HIS:HB2	2.05	0.56
1:A:754:GLU:HG3	1:A:881:GLN:OE1	2.05	0.56
1:D:725:ARG:HH11	1:J:819:ASN:CB	2.19	0.56
1:G:721:LEU:CD2	1:M:823:ALA:HA	2.35	0.56
1:G:721:LEU:O	1:M:805:LEU:C	2.42	0.56
1:G:775:ASP:OD1	1:G:777:LEU:HG	2.05	0.56
1:J:743:LYS:HD3	1:J:891:ARG:CA	2.35	0.56
1:M:726:LEU:CB	1:P:891:ARG:NH1	2.51	0.56
1:M:868:ARG:HH11	1:M:868:ARG:HG3	1.69	0.56
2:W:967:ILE:O	2:W:967:ILE:HG22	2.04	0.56
1:Y:885:VAL:HG22	1:Y:886:SER:N	2.16	0.56
3:C:1051:VAL:HG13	3:C:1052:PRO:HD2	1.87	0.56
1:D:742:PRO:CG	1:D:774:ALA:HA	2.36	0.56
1:D:743:LYS:HD3	1:D:891:ARG:CA	2.36	0.56
1:J:839:ALA:O	1:J:840:HIS:HB2	2.05	0.56
1:M:775:ASP:OD1	1:M:777:LEU:HG	2.05	0.56
1:S:726:LEU:HD22	1:V:891:ARG:HH12	1.71	0.56
1:V:775:ASP:OD1	1:V:777:LEU:HG	2.05	0.56
1:A:742:PRO:CG	1:A:774:ALA:HA	2.36	0.56
1:D:721:LEU:HD13	1:J:822:SER:N	2.21	0.56
1:G:721:LEU:HD13	1:M:822:SER:N	2.21	0.56
1:J:721:LEU:CD2	1:P:823:ALA:HA	2.35	0.56
1:J:767:VAL:HG23	1:J:785:SER:HB2	1.87	0.56
1:M:725:ARG:HH11	1:S:819:ASN:CB	2.19	0.56
1:P:809:ILE:HD11	1:P:820:ILE:CD1	2.35	0.56
1:S:754:GLU:HG3	1:S:881:GLN:OE1	2.05	0.56
1:S:901:LEU:HD11	2:T:909:LYS:O	2.06	0.56
1:Y:742:PRO:CG	1:Y:774:ALA:HA	2.36	0.56
1:Y:743:LYS:HD3	1:Y:891:ARG:CA	2.36	0.56
1:Y:775:ASP:OD1	1:Y:777:LEU:HG	2.05	0.56
1:A:767:VAL:HG23	1:A:785:SER:HB2	1.88	0.56
1:A:868:ARG:HH11	1:A:868:ARG:HG3	1.69	0.56
1:D:754:GLU:HG3	1:D:881:GLN:OE1	2.05	0.56
1:D:842:TRP:CE2	1:D:846:ARG:HB3	2.40	0.56
1:G:742:PRO:CG	1:G:774:ALA:HA	2.36	0.56
1:G:777:LEU:HB3	2:H:916:LYS:HZ3	1.70	0.56
1:J:902:ALA:H	2:K:1030:ARG:HG2	1.71	0.56
2:K:980:VAL:CG1	2:K:988:ILE:HG12	2.29	0.56

Continued on next page...

Continued from previous page...

Atom-1	Atom-2	Interatomic distance (Å)	Clash overlap (Å)
1:M:885:VAL:HG22	1:M:886:SER:N	2.17	0.56
1:P:721:LEU:HD13	1:V:822:SER:N	2.21	0.56
1:P:726:LEU:HD22	1:S:891:ARG:HH12	1.71	0.56
1:P:757:THR:CG2	1:P:802:VAL:HG21	2.35	0.56
2:Q:965:TYR:HD1	2:Q:975:LEU:HA	1.71	0.56
2:T:965:TYR:HD1	2:T:975:LEU:HA	1.71	0.56
1:V:726:LEU:HD22	1:Y:891:ARG:HH12	1.71	0.56
1:Y:901:LEU:HD11	2:Z:909:LYS:O	2.06	0.56
1:A:808:ARG:CG	1:A:819:ASN:HA	2.31	0.56
1:D:802:VAL:H	1:D:877:LEU:HD22	1.69	0.56
3:F:1051:VAL:HG13	3:F:1052:PRO:HD2	1.87	0.56
1:J:757:THR:CG2	1:J:802:VAL:HG21	2.35	0.56
1:M:721:LEU:CD2	1:S:823:ALA:HA	2.35	0.56
1:S:721:LEU:CD2	1:Y:805:LEU:HB2	2.30	0.56
1:S:902:ALA:H	2:T:1030:ARG:HG2	1.71	0.56
2:T:953:PHE:O	2:T:987:ILE:HA	2.06	0.56
1:V:742:PRO:CG	1:V:774:ALA:HA	2.36	0.56
1:V:757:THR:CG2	1:V:802:VAL:HG21	2.35	0.56
2:W:965:TYR:HD1	2:W:975:LEU:HA	1.71	0.56
1:A:784:GLY:O	1:A:812:ASP:HB2	2.06	0.56
1:A:839:ALA:O	1:A:840:HIS:HB2	2.05	0.56
2:B:953:PHE:O	2:B:987:ILE:HA	2.06	0.56
1:G:725:ARG:HH11	1:M:819:ASN:CB	2.19	0.56
2:N:965:TYR:HD1	2:N:975:LEU:HA	1.71	0.56
1:P:725:ARG:HH11	1:V:819:ASN:CB	2.19	0.56
1:P:743:LYS:HD3	1:P:891:ARG:CA	2.36	0.56
1:S:823:ALA:O	1:S:887:ILE:HG23	2.06	0.56
1:Y:784:GLY:O	1:Y:812:ASP:HB2	2.06	0.56
1:A:725:ARG:HH11	1:G:819:ASN:CB	2.19	0.56
1:D:823:ALA:O	1:D:887:ILE:HG23	2.06	0.56
1:D:829:GLY:HA3	1:G:753:THR:HG23	1.85	0.56
2:E:953:PHE:O	2:E:987:ILE:HA	2.06	0.56
1:P:721:LEU:HD23	1:V:805:LEU:HB2	1.69	0.56
2:Q:953:PHE:O	2:Q:987:ILE:HA	2.06	0.56
1:S:743:LYS:HD3	1:S:891:ARG:CA	2.36	0.56
1:V:743:LYS:HD3	1:V:891:ARG:CA	2.36	0.56
1:V:784:GLY:O	1:V:812:ASP:HB2	2.06	0.56
1:D:753:THR:HG22	1:D:754:GLU:H	1.72	0.55
1:D:757:THR:CG2	1:D:802:VAL:HG21	2.35	0.55
1:D:784:GLY:O	1:D:812:ASP:HB2	2.06	0.55
1:D:864:SER:OG	1:G:861:GLN:O	2.25	0.55

Continued on next page...

Continued from previous page...

Atom-1	Atom-2	Interatomic distance (Å)	Clash overlap (Å)
1:G:754:GLU:HG3	1:G:881:GLN:OE1	2.05	0.55
1:J:742:PRO:CG	1:J:774:ALA:HA	2.36	0.55
1:J:775:ASP:OD1	1:J:777:LEU:HG	2.05	0.55
1:J:784:GLY:O	1:J:812:ASP:HB2	2.06	0.55
1:P:721:LEU:CD2	1:V:823:ALA:HA	2.35	0.55
1:S:742:PRO:CG	1:S:774:ALA:HA	2.36	0.55
1:S:809:ILE:HD11	1:S:820:ILE:CD1	2.35	0.55
1:V:823:ALA:O	1:V:887:ILE:HG23	2.06	0.55
1:V:901:LEU:HD11	2:W:909:LYS:O	2.06	0.55
2:Z:965:TYR:HD1	2:Z:975:LEU:HA	1.71	0.55
1:A:842:TRP:CE2	1:A:846:ARG:HB3	2.40	0.55
1:A:864:SER:OG	1:D:861:GLN:O	2.25	0.55
1:G:753:THR:HG22	1:G:754:GLU:H	1.72	0.55
1:G:757:THR:CG2	1:G:802:VAL:HG21	2.35	0.55
1:G:784:GLY:O	1:G:812:ASP:HB2	2.06	0.55
1:G:902:ALA:H	2:H:1030:ARG:HG2	1.71	0.55
3:I:1051:VAL:HG13	3:I:1052:PRO:HD2	1.87	0.55
1:M:721:LEU:HD13	1:S:822:SER:N	2.21	0.55
1:P:727:LYS:HG2	1:P:728:ALA:O	2.07	0.55
1:S:721:LEU:CD2	1:Y:823:ALA:HA	2.35	0.55
1:S:828:LEU:O	1:V:753:THR:CG2	2.55	0.55
1:V:828:LEU:O	1:Y:753:THR:CG2	2.55	0.55
1:A:743:LYS:HD3	1:A:891:ARG:CA	2.36	0.55
1:D:767:VAL:HG23	1:D:785:SER:HB2	1.87	0.55
1:G:809:ILE:CD1	1:G:820:ILE:HG21	2.34	0.55
1:G:823:ALA:O	1:G:887:ILE:HG23	2.06	0.55
1:J:828:LEU:O	1:M:753:THR:CG2	2.55	0.55
1:M:721:LEU:CD2	1:S:805:LEU:HB2	2.30	0.55
1:M:743:LYS:HD3	1:M:891:ARG:CA	2.36	0.55
1:P:823:ALA:O	1:P:887:ILE:HG23	2.06	0.55
1:P:828:LEU:O	1:S:753:THR:CG2	2.55	0.55
2:Q:929:VAL:HG22	2:Q:1009:ARG:CG	2.23	0.55
1:V:751:THR:O	1:V:882:GLY:HA2	2.07	0.55
2:W:953:PHE:O	2:W:987:ILE:HA	2.06	0.55
1:Y:736:ASN:CB	1:Y:739:LEU:HG	2.26	0.55
1:Y:823:ALA:O	1:Y:887:ILE:HG23	2.06	0.55
1:A:757:THR:CG2	1:A:802:VAL:HG21	2.35	0.55
1:G:727:LYS:HG2	1:G:728:ALA:O	2.07	0.55
1:G:780:LEU:HD13	1:G:899:TYR:CD2	2.42	0.55
2:H:953:PHE:O	2:H:987:ILE:HA	2.06	0.55
2:K:965:TYR:HD1	2:K:975:LEU:HA	1.71	0.55

Continued on next page...

Continued from previous page...

Atom-1	Atom-2	Interatomic distance (Å)	Clash overlap (Å)
1:M:742:PRO:CG	1:M:774:ALA:HA	2.36	0.55
1:P:833:ILE:HG22	1:P:834:PRO:HD2	1.88	0.55
1:S:721:LEU:HD13	1:Y:822:SER:N	2.21	0.55
1:S:833:ILE:HG22	1:S:834:PRO:HD2	1.88	0.55
1:V:902:ALA:H	2:W:1030:ARG:HG2	1.71	0.55
1:Y:833:ILE:HG22	1:Y:834:PRO:HD2	1.88	0.55
1:A:823:ALA:O	1:A:887:ILE:HG23	2.06	0.55
1:A:868:ARG:NH1	1:A:868:ARG:HG3	2.22	0.55
2:B:966:MET:HB2	2:B:994:ALA:CB	2.37	0.55
1:D:726:LEU:HD22	1:G:891:ARG:HH12	1.71	0.55
1:D:780:LEU:HD13	1:D:899:TYR:CD2	2.42	0.55
1:D:901:LEU:HD11	2:E:909:LYS:O	2.06	0.55
1:J:727:LYS:HG2	1:J:728:ALA:O	2.07	0.55
1:J:754:GLU:HG3	1:J:881:GLN:OE1	2.05	0.55
1:M:751:THR:O	1:M:882:GLY:HA2	2.07	0.55
1:M:864:SER:OG	1:P:861:GLN:O	2.25	0.55
1:P:742:PRO:CG	1:P:774:ALA:HA	2.36	0.55
1:P:751:THR:O	1:P:882:GLY:HA2	2.07	0.55
1:P:902:ALA:H	2:Q:1030:ARG:HG2	1.71	0.55
2:Z:966:MET:HB2	2:Z:994:ALA:CB	2.37	0.55
1:A:902:ALA:H	2:B:1030:ARG:HG2	1.71	0.55
2:H:998:ARG:NH1	3:I:1045:PRO:HG2	2.22	0.55
1:J:753:THR:HG22	1:J:754:GLU:H	1.72	0.55
1:J:864:SER:OG	1:M:861:GLN:O	2.25	0.55
1:M:727:LYS:HG2	1:M:728:ALA:O	2.07	0.55
1:M:754:GLU:HG3	1:M:881:GLN:OE1	2.05	0.55
1:M:828:LEU:O	1:P:753:THR:CG2	2.55	0.55
1:M:901:LEU:HD11	2:N:909:LYS:O	2.06	0.55
1:M:902:ALA:H	2:N:1030:ARG:HG2	1.71	0.55
2:N:962:PRO:HB3	2:N:999:ILE:HG22	1.88	0.55
1:P:754:GLU:HG3	1:P:881:GLN:OE1	2.05	0.55
2:Q:962:PRO:HB3	2:Q:999:ILE:HG22	1.88	0.55
1:S:777:LEU:HB3	2:T:916:LYS:HZ3	1.71	0.55
1:S:784:GLY:O	1:S:812:ASP:HB2	2.06	0.55
1:V:809:ILE:HD11	1:V:820:ILE:CD1	2.35	0.55
1:V:833:ILE:HG22	1:V:834:PRO:HD2	1.88	0.55
1:A:726:LEU:HD22	1:D:891:ARG:HH12	1.71	0.55
1:A:727:LYS:HG2	1:A:728:ALA:O	2.07	0.55
1:A:780:LEU:HD13	1:A:899:TYR:CD2	2.42	0.55
1:A:787:VAL:HG22	1:A:809:ILE:HA	1.89	0.55
1:A:901:LEU:HD11	2:B:909:LYS:O	2.06	0.55

Continued on next page...

Continued from previous page...

Atom-1	Atom-2	Interatomic distance (Å)	Clash overlap (Å)
1:D:787:VAL:HG22	1:D:809:ILE:HA	1.89	0.55
1:G:828:LEU:O	1:J:753:THR:CG2	2.55	0.55
2:H:954:GLU:HG2	2:H:955:PHE:N	2.22	0.55
2:H:966:MET:HB2	2:H:994:ALA:CB	2.37	0.55
1:J:787:VAL:HG22	1:J:809:ILE:HA	1.89	0.55
2:N:953:PHE:O	2:N:987:ILE:HA	2.06	0.55
2:N:966:MET:HB2	2:N:994:ALA:CB	2.37	0.55
2:T:998:ARG:NH1	3:U:1045:PRO:HG2	2.22	0.55
1:V:754:GLU:HG3	1:V:881:GLN:OE1	2.05	0.55
1:V:767:VAL:HG12	1:V:768:SER:N	2.22	0.55
1:Y:902:ALA:H	2:Z:1030:ARG:HG2	1.71	0.55
1:A:753:THR:HG22	1:A:754:GLU:H	1.72	0.55
2:E:965:TYR:HD1	2:E:975:LEU:HA	1.71	0.55
1:G:726:LEU:HD22	1:J:891:ARG:HH12	1.71	0.55
1:G:829:GLY:HA3	1:J:753:THR:HG23	1.85	0.55
1:G:864:SER:OG	1:J:861:GLN:O	2.24	0.55
1:G:901:LEU:HD11	2:H:909:LYS:O	2.06	0.55
1:J:751:THR:O	1:J:882:GLY:HA2	2.07	0.55
1:J:823:ALA:O	1:J:887:ILE:HG23	2.06	0.55
2:K:966:MET:HB2	2:K:994:ALA:CB	2.37	0.55
1:M:784:GLY:O	1:M:812:ASP:HB2	2.06	0.55
1:P:864:SER:OG	1:S:861:GLN:O	2.25	0.55
3:R:1051:VAL:HG13	3:R:1052:PRO:HD2	1.87	0.55
2:T:962:PRO:HB3	2:T:999:ILE:HG22	1.88	0.55
3:U:1051:VAL:HG13	3:U:1052:PRO:HD2	1.87	0.55
2:W:998:ARG:NH1	3:X:1045:PRO:HG2	2.22	0.55
3:X:1051:VAL:HG13	3:X:1052:PRO:HD2	1.87	0.55
1:Y:767:VAL:HG12	1:Y:768:SER:N	2.22	0.55
1:A:828:LEU:O	1:D:753:THR:CG2	2.55	0.55
1:D:727:LYS:HG2	1:D:728:ALA:O	2.07	0.55
1:G:787:VAL:HG22	1:G:809:ILE:HA	1.89	0.55
2:H:965:TYR:HD1	2:H:975:LEU:HA	1.71	0.55
2:K:962:PRO:HB3	2:K:999:ILE:HG22	1.88	0.55
1:M:809:ILE:CD1	1:M:820:ILE:HG21	2.34	0.55
1:M:868:ARG:NH1	1:M:868:ARG:HG3	2.22	0.55
2:N:954:GLU:HG2	2:N:955:PHE:N	2.22	0.55
1:P:767:VAL:HG12	1:P:768:SER:N	2.22	0.55
2:Q:966:MET:HB2	2:Q:994:ALA:CB	2.37	0.55
1:Y:751:THR:O	1:Y:882:GLY:HA2	2.07	0.55
1:A:751:THR:O	1:A:882:GLY:HA2	2.07	0.55
2:B:954:GLU:HA	2:B:987:ILE:CG1	2.19	0.55

Continued on next page...

Continued from previous page...

Atom-1	Atom-2	Interatomic distance (Å)	Clash overlap (Å)
2:E:966:MET:HB2	2:E:994:ALA:CB	2.37	0.55
1:G:767:VAL:HG12	1:G:768:SER:N	2.22	0.55
1:G:868:ARG:NH1	1:G:868:ARG:HG3	2.22	0.55
1:J:722:THR:HG21	1:P:820:ILE:H	1.72	0.55
2:K:953:PHE:O	2:K:987:ILE:HA	2.06	0.55
1:M:726:LEU:HD22	1:P:891:ARG:HH12	1.71	0.55
1:M:787:VAL:HG22	1:M:809:ILE:HA	1.89	0.55
1:M:823:ALA:O	1:M:887:ILE:HG23	2.06	0.55
1:P:784:GLY:O	1:P:812:ASP:HB2	2.06	0.55
1:P:901:LEU:HD11	2:Q:909:LYS:O	2.06	0.55
2:Q:954:GLU:HG2	2:Q:955:PHE:N	2.22	0.55
1:S:727:LYS:HG2	1:S:728:ALA:O	2.07	0.55
1:S:751:THR:O	1:S:882:GLY:HA2	2.07	0.55
2:T:966:MET:HB2	2:T:994:ALA:CB	2.37	0.55
2:B:965:TYR:HD1	2:B:975:LEU:HA	1.71	0.54
2:B:998:ARG:NH1	3:C:1045:PRO:HG2	2.22	0.54
2:Q:998:ARG:NH1	3:R:1045:PRO:HG2	2.22	0.54
1:S:767:VAL:HG12	1:S:768:SER:N	2.22	0.54
2:T:945:TRP:N	2:T:945:TRP:HE3	2.05	0.54
2:T:997:TRP:O	2:T:1007:GLY:HA2	2.07	0.54
2:W:962:PRO:HB3	2:W:999:ILE:HG22	1.88	0.54
2:W:966:MET:HB2	2:W:994:ALA:CB	2.37	0.54
1:Y:825:THR:HA	1:Y:832:GLY:H	1.73	0.54
2:Z:997:TRP:O	2:Z:1007:GLY:HA2	2.07	0.54
1:A:722:THR:HG21	1:G:820:ILE:H	1.72	0.54
2:B:962:PRO:HB3	2:B:999:ILE:HG22	1.88	0.54
1:J:767:VAL:HG12	1:J:768:SER:N	2.22	0.54
1:J:798:GLY:HA3	1:M:843:GLU:HG2	1.90	0.54
1:J:868:ARG:NH1	1:J:868:ARG:HG3	2.22	0.54
1:J:885:VAL:HG22	1:J:886:SER:N	2.17	0.54
3:L:1051:VAL:HG13	3:L:1052:PRO:HD2	1.87	0.54
1:M:833:ILE:HG22	1:M:834:PRO:HD2	1.88	0.54
2:N:945:TRP:N	2:N:945:TRP:HE3	2.05	0.54
2:N:980:VAL:CG1	2:N:988:ILE:HG12	2.29	0.54
2:N:998:ARG:NH1	3:O:1045:PRO:HG2	2.22	0.54
2:N:1005:VAL:HG13	2:N:1005:VAL:O	2.07	0.54
3:O:1051:VAL:HG13	3:O:1052:PRO:HD2	1.87	0.54
2:Q:997:TRP:O	2:Q:1007:GLY:HA2	2.07	0.54
1:S:722:THR:HG21	1:Y:820:ILE:H	1.72	0.54
1:S:725:ARG:HH11	1:Y:819:ASN:CB	2.19	0.54
1:S:809:ILE:CD1	1:S:820:ILE:HG21	2.34	0.54

Continued on next page...

Continued from previous page...

Atom-1	Atom-2	Interatomic distance (Å)	Clash overlap (Å)
1:V:753:THR:HG22	1:V:754:GLU:H	1.72	0.54
1:V:825:THR:HA	1:V:832:GLY:H	1.73	0.54
1:V:868:ARG:NH1	1:V:868:ARG:HG3	2.22	0.54
2:W:997:TRP:O	2:W:1007:GLY:HA2	2.07	0.54
1:Y:809:ILE:HD11	1:Y:820:ILE:CD1	2.35	0.54
1:A:780:LEU:HD13	1:A:895:PHE:HB2	1.90	0.54
1:D:780:LEU:HD13	1:D:895:PHE:HB2	1.89	0.54
1:D:798:GLY:HA3	1:G:843:GLU:HG2	1.90	0.54
1:D:828:LEU:O	1:G:753:THR:CG2	2.55	0.54
2:E:962:PRO:HB3	2:E:999:ILE:HG22	1.88	0.54
1:J:901:LEU:HD11	2:K:909:LYS:O	2.06	0.54
1:M:720:ASN:O	1:S:805:LEU:HB3	2.07	0.54
2:N:997:TRP:O	2:N:1007:GLY:HA2	2.07	0.54
1:P:720:ASN:O	1:V:805:LEU:HB3	2.07	0.54
1:S:753:THR:HG22	1:S:754:GLU:H	1.72	0.54
1:S:798:GLY:HA3	1:V:843:GLU:HG2	1.90	0.54
2:W:945:TRP:N	2:W:945:TRP:HE3	2.05	0.54
1:Y:727:LYS:HG2	1:Y:728:ALA:O	2.07	0.54
2:Z:953:PHE:O	2:Z:987:ILE:HA	2.06	0.54
2:E:954:GLU:HG2	2:E:955:PHE:N	2.22	0.54
2:E:998:ARG:NH1	3:F:1045:PRO:HG2	2.22	0.54
1:G:722:THR:HG21	1:M:820:ILE:H	1.72	0.54
1:G:751:THR:O	1:G:882:GLY:HA2	2.07	0.54
2:H:962:PRO:HB3	2:H:999:ILE:HG22	1.88	0.54
1:J:720:ASN:O	1:P:805:LEU:HB3	2.07	0.54
1:J:825:THR:HA	1:J:832:GLY:H	1.73	0.54
1:P:798:GLY:HA3	1:S:843:GLU:HG2	1.90	0.54
1:V:727:LYS:HG2	1:V:728:ALA:O	2.07	0.54
2:W:954:GLU:HG2	2:W:955:PHE:N	2.22	0.54
2:Z:945:TRP:N	2:Z:945:TRP:HE3	2.05	0.54
2:Z:962:PRO:HB3	2:Z:999:ILE:HG22	1.88	0.54
2:B:954:GLU:HG2	2:B:955:PHE:N	2.22	0.54
2:B:1005:VAL:O	2:B:1005:VAL:HG13	2.07	0.54
1:D:767:VAL:HG12	1:D:768:SER:N	2.22	0.54
1:G:798:GLY:HA3	1:J:843:GLU:HG2	1.90	0.54
2:H:1005:VAL:O	2:H:1005:VAL:HG13	2.07	0.54
1:J:833:ILE:HG22	1:J:834:PRO:HD2	1.88	0.54
1:M:722:THR:HG21	1:S:820:ILE:H	1.72	0.54
1:M:753:THR:HG22	1:M:754:GLU:H	1.72	0.54
1:M:825:THR:HA	1:M:832:GLY:H	1.73	0.54
1:P:722:THR:HG21	1:V:820:ILE:H	1.72	0.54

Continued on next page...

Continued from previous page...

Atom-1	Atom-2	Interatomic distance (Å)	Clash overlap (Å)
1:P:787:VAL:HG22	1:P:809:ILE:HA	1.89	0.54
1:S:720:ASN:O	1:Y:805:LEU:HB3	2.07	0.54
1:S:737:PRO:HB3	1:S:775:ASP:H	1.73	0.54
1:S:787:VAL:HG12	1:S:788:ASP:N	2.22	0.54
1:S:825:THR:HA	1:S:832:GLY:H	1.73	0.54
1:S:864:SER:OG	1:V:861:GLN:O	2.25	0.54
1:V:798:GLY:HA3	1:Y:843:GLU:HG2	1.90	0.54
1:A:798:GLY:HA3	1:D:843:GLU:HG2	1.90	0.54
2:B:970:SER:HB3	2:B:972:LYS:HG3	1.90	0.54
1:D:751:THR:O	1:D:882:GLY:HA2	2.07	0.54
2:E:1005:VAL:O	2:E:1005:VAL:HG13	2.07	0.54
1:G:780:LEU:HD13	1:G:895:PHE:HB2	1.90	0.54
2:K:954:GLU:HG2	2:K:955:PHE:N	2.22	0.54
1:M:798:GLY:HA3	1:P:843:GLU:HG2	1.90	0.54
1:S:787:VAL:HG22	1:S:809:ILE:HA	1.89	0.54
2:T:980:VAL:CG1	1:V:766:ARG:HH12	2.18	0.54
1:V:787:VAL:HG12	1:V:788:ASP:N	2.22	0.54
1:G:825:THR:HA	1:G:832:GLY:H	1.72	0.54
1:J:726:LEU:HD22	1:M:891:ARG:HH12	1.71	0.54
2:K:997:TRP:O	2:K:1007:GLY:HA2	2.07	0.54
1:P:753:THR:HG22	1:P:754:GLU:H	1.72	0.54
1:V:864:SER:OG	1:Y:861:GLN:O	2.25	0.54
1:Y:787:VAL:HG12	1:Y:788:ASP:N	2.22	0.54
1:Y:809:ILE:CD1	1:Y:820:ILE:HG21	2.34	0.54
1:Y:868:ARG:NH1	1:Y:868:ARG:HG3	2.22	0.54
1:A:833:ILE:HG22	1:A:834:PRO:HD2	1.88	0.54
1:D:763:VAL:HG12	1:D:764:SER:H	1.73	0.54
1:D:868:ARG:NH1	1:D:868:ARG:HG3	2.22	0.54
1:D:902:ALA:H	2:E:1030:ARG:HG2	1.71	0.54
1:G:720:ASN:O	1:M:805:LEU:HB3	2.07	0.54
1:G:763:VAL:HG12	1:G:764:SER:N	2.23	0.54
2:H:945:TRP:N	2:H:945:TRP:HE3	2.05	0.54
2:H:997:TRP:O	2:H:1007:GLY:HA2	2.07	0.54
1:M:767:VAL:HG12	1:M:768:SER:N	2.22	0.54
2:Q:945:TRP:N	2:Q:945:TRP:HE3	2.05	0.54
1:Y:763:VAL:HG12	1:Y:764:SER:N	2.23	0.54
2:Z:970:SER:HB3	2:Z:972:LYS:HG3	1.90	0.54
1:A:787:VAL:HG22	1:A:809:ILE:CG1	2.36	0.54
1:J:780:LEU:HD13	1:J:895:PHE:HB2	1.90	0.54
1:J:829:GLY:HA3	1:M:753:THR:HG23	1.85	0.54
1:M:730:ARG:O	1:P:818:VAL:HG23	2.08	0.54

Continued on next page...

Continued from previous page...

Atom-1	Atom-2	Interatomic distance (Å)	Clash overlap (Å)
1:S:730:ARG:O	1:V:818:VAL:HG23	2.08	0.54
1:S:868:ARG:NH1	1:S:868:ARG:HG3	2.22	0.54
1:V:763:VAL:HG12	1:V:764:SER:N	2.23	0.54
1:A:737:PRO:HB3	1:A:775:ASP:H	1.73	0.54
1:A:787:VAL:HG12	1:A:788:ASP:N	2.22	0.54
2:B:997:TRP:O	2:B:1007:GLY:HA2	2.07	0.54
1:D:763:VAL:HG12	1:D:764:SER:N	2.23	0.54
1:G:737:PRO:HB3	1:G:775:ASP:H	1.73	0.54
1:J:721:LEU:CD2	1:P:805:LEU:HB2	2.30	0.54
1:P:868:ARG:NH1	1:P:868:ARG:HG3	2.22	0.54
2:Q:929:VAL:CG2	2:Q:1009:ARG:HG2	2.23	0.54
1:S:763:VAL:HG12	1:S:764:SER:H	1.73	0.54
1:S:763:VAL:HG12	1:S:764:SER:N	2.23	0.54
2:T:954:GLU:HG2	2:T:955:PHE:N	2.22	0.54
2:Z:1005:VAL:O	2:Z:1005:VAL:HG13	2.07	0.54
1:A:825:THR:HA	1:A:832:GLY:H	1.73	0.53
1:D:720:ASN:O	1:J:805:LEU:HB3	2.07	0.53
2:H:970:SER:HB3	2:H:972:LYS:HG3	1.90	0.53
2:K:1005:VAL:O	2:K:1005:VAL:HG13	2.07	0.53
1:M:787:VAL:HG12	1:M:788:ASP:N	2.23	0.53
1:P:726:LEU:CB	1:S:891:ARG:NH1	2.50	0.53
2:Q:1024:THR:HG22	2:Q:1025:ALA:N	2.20	0.53
2:T:929:VAL:HG22	2:T:1009:ARG:CG	2.23	0.53
2:T:1005:VAL:HG13	2:T:1005:VAL:O	2.07	0.53
1:V:737:PRO:HB3	1:V:775:ASP:H	1.73	0.53
1:V:763:VAL:HG12	1:V:764:SER:H	1.73	0.53
1:Y:753:THR:HG22	1:Y:754:GLU:H	1.72	0.53
2:Z:929:VAL:CG2	2:Z:1009:ARG:HG2	2.23	0.53
1:A:767:VAL:HG12	1:A:768:SER:N	2.22	0.53
1:D:737:PRO:HB3	1:D:775:ASP:H	1.73	0.53
1:D:833:ILE:HG22	1:D:834:PRO:HD2	1.88	0.53
2:K:998:ARG:NH1	3:L:1045:PRO:HG2	2.22	0.53
1:P:730:ARG:O	1:S:818:VAL:HG23	2.08	0.53
1:P:737:PRO:HB3	1:P:775:ASP:H	1.73	0.53
1:P:787:VAL:HG12	1:P:788:ASP:N	2.22	0.53
1:P:825:THR:HA	1:P:832:GLY:H	1.73	0.53
2:Q:1005:VAL:HG13	2:Q:1005:VAL:O	2.07	0.53
2:W:970:SER:HB3	2:W:972:LYS:HG3	1.90	0.53
2:B:945:TRP:HE3	2:B:945:TRP:N	2.05	0.53
2:E:970:SER:HB3	2:E:972:LYS:HG3	1.90	0.53
1:G:730:ARG:O	1:J:818:VAL:HG23	2.08	0.53

Continued on next page...

Continued from previous page...

Atom-1	Atom-2	Interatomic distance (Å)	Clash overlap (Å)
1:G:736:ASN:HB3	1:G:738:SER:H	1.74	0.53
1:G:787:VAL:HG12	1:G:788:ASP:N	2.22	0.53
2:H:966:MET:HB2	2:H:994:ALA:HB2	1.91	0.53
1:J:730:ARG:O	1:M:818:VAL:HG23	2.08	0.53
2:K:945:TRP:N	2:K:945:TRP:HE3	2.05	0.53
2:K:970:SER:HB3	2:K:972:LYS:HG3	1.90	0.53
2:N:1024:THR:HG22	2:N:1025:ALA:N	2.20	0.53
1:P:763:VAL:HG12	1:P:764:SER:N	2.23	0.53
2:T:1024:THR:HG22	2:T:1025:ALA:N	2.20	0.53
1:V:787:VAL:HG22	1:V:809:ILE:HA	1.89	0.53
2:W:1005:VAL:HG13	2:W:1005:VAL:O	2.07	0.53
1:D:722:THR:HG21	1:J:820:ILE:H	1.72	0.53
2:E:966:MET:HB2	2:E:994:ALA:HB2	1.91	0.53
1:G:902:ALA:CA	2:H:1029:VAL:HG13	2.38	0.53
1:M:780:LEU:HD13	1:M:895:PHE:HB2	1.90	0.53
1:P:721:LEU:CD2	1:V:805:LEU:HB2	2.30	0.53
2:Q:970:SER:HB3	2:Q:972:LYS:HG3	1.90	0.53
1:S:743:LYS:CD	1:S:891:ARG:HA	2.39	0.53
1:V:743:LYS:CD	1:V:891:ARG:HA	2.39	0.53
1:V:885:VAL:HG22	1:V:886:SER:N	2.17	0.53
2:B:920:PHE:HB3	3:C:1060:ASP:OD2	2.09	0.53
2:B:966:MET:HB2	2:B:994:ALA:HB2	1.91	0.53
1:D:730:ARG:O	1:G:818:VAL:HG23	2.08	0.53
2:E:945:TRP:N	2:E:945:TRP:HE3	2.05	0.53
2:E:997:TRP:O	2:E:1007:GLY:HA2	2.07	0.53
1:G:885:VAL:HG22	1:G:886:SER:N	2.17	0.53
1:G:891:ARG:NH1	1:G:891:ARG:HB3	2.08	0.53
1:J:763:VAL:HG12	1:J:764:SER:H	1.73	0.53
1:J:763:VAL:HG12	1:J:764:SER:N	2.23	0.53
1:J:891:ARG:NH1	1:J:891:ARG:HB3	2.08	0.53
2:N:1029:VAL:HG12	2:N:1030:ARG:N	2.24	0.53
1:Y:736:ASN:HB3	1:Y:738:SER:H	1.74	0.53
1:Y:787:VAL:HG22	1:Y:809:ILE:HA	1.89	0.53
1:D:787:VAL:HG12	1:D:788:ASP:N	2.22	0.53
1:G:743:LYS:CD	1:G:891:ARG:HA	2.39	0.53
1:G:787:VAL:HG22	1:G:809:ILE:CG1	2.36	0.53
1:G:833:ILE:HG22	1:G:834:PRO:HD2	1.88	0.53
1:J:737:PRO:HB3	1:J:775:ASP:H	1.73	0.53
2:K:966:MET:HB2	2:K:994:ALA:HB2	1.91	0.53
2:K:1029:VAL:HG12	2:K:1030:ARG:N	2.24	0.53
1:M:850:MET:HE2	1:M:850:MET:HA	1.90	0.53

Continued on next page...

Continued from previous page...

Atom-1	Atom-2	Interatomic distance (Å)	Clash overlap (Å)
2:N:970:SER:HB3	2:N:972:LYS:HG3	1.90	0.53
1:P:736:ASN:CB	1:P:739:LEU:HG	2.26	0.53
1:P:743:LYS:CD	1:P:891:ARG:HA	2.39	0.53
2:Q:930:MET:HE3	3:R:1053:VAL:HG13	1.87	0.53
2:Q:1029:VAL:HG12	2:Q:1030:ARG:N	2.24	0.53
2:T:1029:VAL:HG12	2:T:1030:ARG:N	2.24	0.53
1:Y:778:VAL:HG11	1:Y:780:LEU:HD21	1.91	0.53
1:A:720:ASN:O	1:G:805:LEU:HB3	2.07	0.53
1:A:742:PRO:CB	1:D:810:ARG:CD	2.87	0.53
1:A:763:VAL:HG12	1:A:764:SER:N	2.23	0.53
1:A:809:ILE:CD1	1:A:820:ILE:HG21	2.34	0.53
1:D:742:PRO:CB	1:G:810:ARG:CD	2.87	0.53
1:J:717:LEU:HD12	1:P:805:LEU:HD22	1.91	0.53
1:J:736:ASN:HB3	1:J:738:SER:H	1.74	0.53
1:M:743:LYS:CD	1:M:891:ARG:HA	2.39	0.53
1:M:767:VAL:HG23	1:M:785:SER:HB2	1.88	0.53
2:N:966:MET:HB2	2:N:994:ALA:HB2	1.91	0.53
1:P:717:LEU:HD12	1:V:805:LEU:HD22	1.91	0.53
1:P:850:MET:HA	1:P:850:MET:HE2	1.90	0.53
1:S:742:PRO:CB	1:V:810:ARG:CD	2.87	0.53
2:T:970:SER:HB3	2:T:972:LYS:HG3	1.90	0.53
1:V:730:ARG:O	1:Y:818:VAL:HG23	2.08	0.53
2:W:955:PHE:HB2	2:W:986:ASN:HB3	1.90	0.53
1:A:775:ASP:HA	1:D:812:ASP:OD1	2.09	0.53
1:D:825:THR:HA	1:D:832:GLY:H	1.73	0.53
1:D:891:ARG:NH1	1:D:891:ARG:HB3	2.08	0.53
1:G:717:LEU:HD12	1:M:805:LEU:HD22	1.91	0.53
2:H:944:VAL:HG22	2:H:953:PHE:HD1	1.73	0.53
1:J:809:ILE:HD11	1:J:820:ILE:CD1	2.35	0.53
1:P:736:ASN:HB3	1:P:738:SER:H	1.74	0.53
2:Q:980:VAL:CG1	2:Q:988:ILE:HG12	2.29	0.53
1:S:780:LEU:HD13	1:S:899:TYR:CD2	2.42	0.53
1:S:850:MET:HA	1:S:850:MET:HE2	1.90	0.53
1:V:742:PRO:CB	1:Y:810:ARG:CD	2.87	0.53
2:W:1029:VAL:HG12	2:W:1030:ARG:N	2.24	0.53
1:Y:743:LYS:CD	1:Y:891:ARG:HA	2.39	0.53
2:Z:954:GLU:HG2	2:Z:955:PHE:N	2.22	0.53
2:Z:966:MET:HB2	2:Z:994:ALA:HB2	1.91	0.53
1:A:730:ARG:O	1:D:818:VAL:HG23	2.08	0.53
2:B:980:VAL:CG1	1:D:766:ARG:HH12	2.18	0.53
1:D:743:LYS:CD	1:D:891:ARG:HA	2.39	0.53

Continued on next page...

Continued from previous page...

Atom-1	Atom-2	Interatomic distance (Å)	Clash overlap (Å)
2:E:920:PHE:HB3	3:F:1060:ASP:OD2	2.09	0.53
2:K:944:VAL:HG22	2:K:953:PHE:HD1	1.73	0.53
1:M:717:LEU:HD12	1:S:805:LEU:HD22	1.91	0.53
1:M:737:PRO:HB3	1:M:775:ASP:H	1.73	0.53
1:M:763:VAL:HG12	1:M:764:SER:H	1.73	0.53
1:P:780:LEU:HD13	1:P:895:PHE:HB2	1.89	0.53
1:V:736:ASN:HB3	1:V:738:SER:H	1.74	0.53
1:V:746:MET:HE3	1:V:886:SER:HB3	1.90	0.53
1:V:778:VAL:HG11	1:V:780:LEU:HD21	1.91	0.53
2:W:966:MET:HB2	2:W:994:ALA:HB2	1.91	0.53
2:Z:944:VAL:HG22	2:Z:953:PHE:HD1	1.73	0.53
2:E:944:VAL:HG22	2:E:953:PHE:HD1	1.73	0.53
1:G:742:PRO:CB	1:J:810:ARG:CD	2.87	0.53
1:J:746:MET:HE3	1:J:886:SER:HB3	1.91	0.53
1:M:736:ASN:HB3	1:M:738:SER:H	1.74	0.53
1:M:763:VAL:HG12	1:M:764:SER:N	2.23	0.53
1:M:829:GLY:HA3	1:P:753:THR:HG23	1.85	0.53
1:P:742:PRO:CB	1:S:810:ARG:CD	2.87	0.53
1:P:747:ILE:O	1:P:886:SER:HA	2.09	0.53
1:P:780:LEU:HD13	1:P:899:TYR:CD2	2.42	0.53
1:P:833:ILE:HD13	1:P:885:VAL:CG2	2.38	0.53
1:P:902:ALA:CA	2:Q:1029:VAL:HG13	2.38	0.53
2:Q:966:MET:HB2	2:Q:994:ALA:HB2	1.91	0.53
1:S:717:LEU:HD12	1:Y:805:LEU:HD22	1.91	0.53
1:S:736:ASN:HB3	1:S:738:SER:H	1.74	0.53
2:T:955:PHE:HB2	2:T:986:ASN:HB3	1.90	0.53
2:T:966:MET:HB2	2:T:994:ALA:HB2	1.91	0.53
2:W:920:PHE:HB3	3:X:1060:ASP:OD2	2.09	0.53
2:W:944:VAL:HG22	2:W:953:PHE:HD1	1.73	0.53
2:W:1024:THR:HG22	2:W:1025:ALA:N	2.20	0.53
1:Y:737:PRO:HB3	1:Y:775:ASP:H	1.73	0.53
2:B:936:MET:SD	2:B:1006:VAL:HG22	2.50	0.52
1:D:736:ASN:HB3	1:D:738:SER:H	1.74	0.52
2:E:936:MET:SD	2:E:1006:VAL:HG22	2.50	0.52
1:G:763:VAL:HG12	1:G:764:SER:H	1.73	0.52
2:H:955:PHE:HB2	2:H:986:ASN:HB3	1.90	0.52
1:J:743:LYS:CD	1:J:891:ARG:HA	2.39	0.52
1:J:747:ILE:O	1:J:886:SER:HA	2.09	0.52
1:M:746:MET:HE3	1:M:886:SER:HB3	1.90	0.52
1:M:891:ARG:NH1	1:M:891:ARG:HB3	2.08	0.52
2:Q:980:VAL:CG1	1:S:766:ARG:HH12	2.18	0.52

Continued on next page...

Continued from previous page...

Atom-1	Atom-2	Interatomic distance (Å)	Clash overlap (Å)
2:T:920:PHE:HB3	3:U:1060:ASP:OD2	2.09	0.52
1:V:747:ILE:O	1:V:886:SER:HA	2.09	0.52
2:W:936:MET:SD	2:W:1006:VAL:HG22	2.50	0.52
1:D:717:LEU:HD12	1:J:805:LEU:HD22	1.91	0.52
1:D:775:ASP:HA	1:G:812:ASP:OD1	2.09	0.52
1:G:809:ILE:HD11	1:G:820:ILE:CD1	2.35	0.52
2:K:936:MET:SD	2:K:1006:VAL:HG22	2.50	0.52
1:M:775:ASP:HA	1:P:812:ASP:OD1	2.09	0.52
2:N:936:MET:SD	2:N:1006:VAL:HG22	2.50	0.52
2:N:955:PHE:HB2	2:N:986:ASN:HB3	1.90	0.52
2:N:1028:ASP:HB2	2:N:1029:VAL:HG23	1.91	0.52
1:P:763:VAL:HG12	1:P:764:SER:H	1.73	0.52
2:Z:955:PHE:HB2	2:Z:986:ASN:HB3	1.90	0.52
1:A:747:ILE:O	1:A:886:SER:HA	2.09	0.52
1:D:787:VAL:HG22	1:D:809:ILE:CG1	2.36	0.52
1:G:747:ILE:O	1:G:886:SER:HA	2.09	0.52
2:N:944:VAL:HG22	2:N:953:PHE:HD1	1.73	0.52
2:Q:920:PHE:HB3	3:R:1060:ASP:OD2	2.09	0.52
2:Q:1028:ASP:HB2	2:Q:1029:VAL:HG23	1.91	0.52
1:V:780:LEU:HD13	1:V:899:TYR:CD2	2.42	0.52
1:Y:763:VAL:HG12	1:Y:764:SER:H	1.73	0.52
1:A:743:LYS:CD	1:A:891:ARG:HA	2.39	0.52
1:A:834:PRO:O	1:A:879:ASP:HB2	2.10	0.52
1:D:834:PRO:O	1:D:879:ASP:HB2	2.10	0.52
2:E:1028:ASP:HB2	2:E:1029:VAL:HG23	1.91	0.52
1:G:834:PRO:O	1:G:879:ASP:HB2	2.10	0.52
2:H:1028:ASP:HB2	2:H:1029:VAL:HG23	1.91	0.52
1:J:736:ASN:O	1:J:739:LEU:HB2	2.10	0.52
1:J:775:ASP:HA	1:M:812:ASP:OD1	2.09	0.52
2:K:1028:ASP:HB2	2:K:1029:VAL:HG23	1.91	0.52
1:M:780:LEU:HD13	1:M:899:TYR:CD2	2.42	0.52
2:N:998:ARG:HD2	2:N:1000:ARG:HH22	1.70	0.52
1:S:844:ARG:HG3	1:S:873:ILE:CD1	2.39	0.52
1:Y:780:LEU:HD13	1:Y:899:TYR:CD2	2.42	0.52
1:A:763:VAL:HG12	1:A:764:SER:H	1.73	0.52
1:G:736:ASN:O	1:G:739:LEU:HB2	2.10	0.52
1:G:746:MET:HE3	1:G:886:SER:HB3	1.92	0.52
2:H:936:MET:SD	2:H:1006:VAL:HG22	2.50	0.52
1:P:844:ARG:HG3	1:P:873:ILE:CD1	2.39	0.52
1:S:778:VAL:HG11	1:S:780:LEU:HD21	1.91	0.52
1:S:833:ILE:HD13	1:S:885:VAL:CG2	2.38	0.52

Continued on next page...

Continued from previous page...

Atom-1	Atom-2	Interatomic distance (Å)	Clash overlap (Å)
1:S:902:ALA:CA	2:T:1029:VAL:HG13	2.38	0.52
1:V:844:ARG:HG3	1:V:873:ILE:CD1	2.39	0.52
2:W:944:VAL:HG22	2:W:953:PHE:HA	1.92	0.52
1:Y:747:ILE:O	1:Y:886:SER:HA	2.09	0.52
2:Z:936:MET:SD	2:Z:1006:VAL:HG22	2.50	0.52
1:A:717:LEU:HD12	1:G:805:LEU:HD22	1.91	0.52
2:B:944:VAL:HG22	2:B:953:PHE:HD1	1.73	0.52
1:D:736:ASN:O	1:D:739:LEU:HB2	2.10	0.52
1:G:844:ARG:HG3	1:G:873:ILE:CD1	2.39	0.52
1:J:742:PRO:CB	1:M:810:ARG:CD	2.87	0.52
1:M:742:PRO:CB	1:P:810:ARG:CD	2.87	0.52
1:M:747:ILE:O	1:M:886:SER:HA	2.09	0.52
1:P:746:MET:HE3	1:P:886:SER:HB3	1.89	0.52
2:Q:955:PHE:HB2	2:Q:986:ASN:HB3	1.90	0.52
1:S:746:MET:HE3	1:S:886:SER:HB3	1.90	0.52
1:S:747:ILE:O	1:S:886:SER:HA	2.09	0.52
2:T:936:MET:SD	2:T:1006:VAL:HG22	2.50	0.52
2:T:944:VAL:HG22	2:T:953:PHE:HD1	1.73	0.52
1:A:891:ARG:NH1	1:A:891:ARG:HB3	2.08	0.52
1:J:834:PRO:O	1:J:879:ASP:HB2	2.10	0.52
1:J:893:LEU:HD23	1:J:893:LEU:N	2.25	0.52
1:J:902:ALA:CA	2:K:1029:VAL:HG13	2.38	0.52
2:K:920:PHE:HB3	3:L:1060:ASP:OD2	2.09	0.52
2:K:967:ILE:HD13	2:K:973:GLU:HA	1.91	0.52
1:M:736:ASN:O	1:M:739:LEU:HB2	2.10	0.52
1:M:901:LEU:HD21	2:N:909:LYS:HA	1.92	0.52
2:N:920:PHE:HB3	3:O:1060:ASP:OD2	2.09	0.52
2:N:967:ILE:HD13	2:N:973:GLU:HA	1.91	0.52
1:S:736:ASN:O	1:S:739:LEU:HB2	2.10	0.52
1:S:780:LEU:HD13	1:S:895:PHE:HB2	1.90	0.52
1:S:817:ILE:O	1:S:818:VAL:HB	2.10	0.52
1:V:736:ASN:O	1:V:739:LEU:HB2	2.10	0.52
2:W:929:VAL:HG22	2:W:1009:ARG:CG	2.23	0.52
1:D:844:ARG:HG3	1:D:873:ILE:CD1	2.39	0.52
2:E:967:ILE:HD13	2:E:973:GLU:HA	1.91	0.52
1:G:893:LEU:HD23	1:G:893:LEU:N	2.25	0.52
2:H:944:VAL:HG22	2:H:953:PHE:HA	1.92	0.52
1:J:725:ARG:NH1	1:P:819:ASN:CG	2.63	0.52
2:B:955:PHE:HB2	2:B:986:ASN:HB3	1.90	0.52
1:D:809:ILE:HD11	1:D:820:ILE:CD1	2.35	0.52
1:D:885:VAL:HG22	1:D:886:SER:N	2.16	0.52

Continued on next page...

Continued from previous page...

Atom-1	Atom-2	Interatomic distance (Å)	Clash overlap (Å)
1:G:901:LEU:HD21	2:H:909:LYS:HA	1.92	0.52
2:H:967:ILE:HD13	2:H:973:GLU:HA	1.92	0.52
1:J:778:VAL:HG11	1:J:780:LEU:HD21	1.91	0.52
1:J:844:ARG:HG3	1:J:873:ILE:CD1	2.39	0.52
2:Q:944:VAL:HG22	2:Q:953:PHE:HA	1.92	0.52
2:Q:967:ILE:HD13	2:Q:973:GLU:HA	1.91	0.52
2:T:1028:ASP:HB2	2:T:1029:VAL:HG23	1.91	0.52
1:V:775:ASP:HA	1:Y:812:ASP:OD1	2.09	0.52
2:W:1009:ARG:HG3	2:W:1010:ASN:O	2.10	0.52
1:Y:844:ARG:HG3	1:Y:873:ILE:CD1	2.39	0.52
1:A:736:ASN:HB3	1:A:738:SER:H	1.74	0.52
1:A:778:VAL:HG11	1:A:780:LEU:HD21	1.91	0.52
2:B:905:ALA:HB3	2:B:908:LYS:HB2	1.92	0.52
2:B:967:ILE:HD13	2:B:973:GLU:HA	1.91	0.52
1:D:809:ILE:CD1	1:D:820:ILE:HG21	2.34	0.52
2:E:928:TYR:CE1	2:E:945:TRP:HA	2.45	0.52
1:G:721:LEU:CD2	1:M:805:LEU:HB2	2.30	0.52
1:G:725:ARG:NH1	1:M:819:ASN:CG	2.63	0.52
1:G:778:VAL:HG11	1:G:780:LEU:HD21	1.91	0.52
2:H:905:ALA:HB3	2:H:908:LYS:HB2	1.92	0.52
1:J:780:LEU:HD13	1:J:899:TYR:CD2	2.42	0.52
1:J:787:VAL:HG12	1:J:788:ASP:N	2.22	0.52
1:J:875:PRO:O	1:J:876:THR:HG23	2.10	0.52
1:J:901:LEU:HD21	2:K:909:LYS:HA	1.92	0.52
2:N:944:VAL:HG22	2:N:953:PHE:HA	1.92	0.52
1:P:828:LEU:HB3	1:S:754:GLU:HB2	1.92	0.52
1:P:891:ARG:NH1	1:P:891:ARG:HB3	2.08	0.52
1:S:828:LEU:HB3	1:V:754:GLU:HB2	1.92	0.52
2:T:998:ARG:HD2	2:T:1000:ARG:HH22	1.70	0.52
1:V:817:ILE:O	1:V:818:VAL:HB	2.10	0.52
1:V:833:ILE:HD13	1:V:885:VAL:CG2	2.38	0.52
1:V:875:PRO:O	1:V:876:THR:HG23	2.10	0.52
2:W:1028:ASP:HB2	2:W:1029:VAL:HG23	1.91	0.52
1:Y:901:LEU:HD21	2:Z:909:LYS:HA	1.92	0.52
1:A:736:ASN:O	1:A:739:LEU:HB2	2.10	0.51
2:B:1009:ARG:HG3	2:B:1010:ASN:O	2.10	0.51
2:B:1028:ASP:HB2	2:B:1029:VAL:HG23	1.91	0.51
1:D:901:LEU:HD21	2:E:909:LYS:HA	1.92	0.51
2:E:944:VAL:HG22	2:E:953:PHE:HA	1.92	0.51
2:E:955:PHE:HB2	2:E:986:ASN:HB3	1.90	0.51
1:G:817:ILE:O	1:G:818:VAL:HB	2.10	0.51

Continued on next page...

Continued from previous page...

Atom-1	Atom-2	Interatomic distance (Å)	Clash overlap (Å)
1:G:875:PRO:O	1:G:876:THR:HG23	2.11	0.51
1:M:778:VAL:HG11	1:M:780:LEU:HD21	1.91	0.51
1:M:828:LEU:HB3	1:P:754:GLU:HB2	1.92	0.51
1:M:834:PRO:O	1:M:879:ASP:HB2	2.10	0.51
1:M:844:ARG:HG3	1:M:873:ILE:CD1	2.39	0.51
1:M:875:PRO:O	1:M:876:THR:HG23	2.10	0.51
1:P:778:VAL:HG11	1:P:780:LEU:HD21	1.91	0.51
1:P:901:LEU:HD21	2:Q:909:LYS:HA	1.92	0.51
2:Q:936:MET:SD	2:Q:1006:VAL:HG22	2.50	0.51
2:T:905:ALA:HB3	2:T:908:LYS:HB2	1.92	0.51
2:T:928:TYR:CE1	2:T:945:TRP:HA	2.45	0.51
1:V:802:VAL:HG12	1:V:833:ILE:O	2.10	0.51
1:Y:802:VAL:HG12	1:Y:833:ILE:O	2.10	0.51
2:Z:905:ALA:HB3	2:Z:908:LYS:HB2	1.92	0.51
1:A:850:MET:HG3	1:A:854:PHE:HZ	1.74	0.51
1:A:893:LEU:HD23	1:A:893:LEU:N	2.25	0.51
1:D:747:ILE:O	1:D:886:SER:HA	2.09	0.51
2:E:905:ALA:HB3	2:E:908:LYS:HB2	1.92	0.51
2:E:980:VAL:CG1	1:G:766:ARG:HH12	2.18	0.51
1:G:850:MET:HE2	1:G:850:MET:HA	1.91	0.51
1:J:817:ILE:O	1:J:818:VAL:HB	2.10	0.51
2:K:905:ALA:HB3	2:K:908:LYS:HB2	1.92	0.51
1:M:725:ARG:NH1	1:S:819:ASN:CG	2.63	0.51
2:N:928:TYR:CE1	2:N:945:TRP:HA	2.45	0.51
1:P:875:PRO:O	1:P:876:THR:HG23	2.10	0.51
1:S:775:ASP:HA	1:V:812:ASP:OD1	2.09	0.51
1:S:901:LEU:HD21	2:T:909:LYS:HA	1.92	0.51
2:T:967:ILE:HD13	2:T:973:GLU:HA	1.91	0.51
1:V:901:LEU:HD21	2:W:909:LYS:HA	1.92	0.51
1:Y:746:MET:HE3	1:Y:886:SER:HB3	1.92	0.51
2:Z:1024:THR:HG22	2:Z:1025:ALA:N	2.20	0.51
1:A:844:ARG:HG3	1:A:873:ILE:CD1	2.39	0.51
1:A:901:LEU:HD21	2:B:909:LYS:HA	1.92	0.51
2:B:1029:VAL:CG1	2:B:1030:ARG:H	2.24	0.51
1:D:875:PRO:O	1:D:876:THR:HG23	2.11	0.51
2:H:920:PHE:HB3	3:I:1060:ASP:OD2	2.09	0.51
1:P:817:ILE:O	1:P:818:VAL:HB	2.10	0.51
2:Q:944:VAL:HG22	2:Q:953:PHE:HD1	1.74	0.51
1:S:725:ARG:NH1	1:Y:819:ASN:CG	2.63	0.51
2:T:929:VAL:CG2	2:T:1009:ARG:HG2	2.23	0.51
1:V:828:LEU:HB3	1:Y:754:GLU:HB2	1.92	0.51

Continued on next page...

Continued from previous page...

Atom-1	Atom-2	Interatomic distance (Å)	Clash overlap (Å)
2:W:905:ALA:HB3	2:W:908:LYS:HB2	1.92	0.51
2:B:908:LYS:O	2:B:911:ILE:HG23	2.11	0.51
1:D:778:VAL:HG11	1:D:780:LEU:HD21	1.91	0.51
1:D:778:VAL:HG13	2:E:1024:THR:CG2	2.41	0.51
1:D:893:LEU:HD23	1:D:893:LEU:N	2.25	0.51
2:E:1009:ARG:HG3	2:E:1010:ASN:O	2.10	0.51
1:G:775:ASP:HA	1:J:812:ASP:OD1	2.09	0.51
1:J:809:ILE:CD1	1:J:820:ILE:HG21	2.34	0.51
2:K:928:TYR:CE1	2:K:945:TRP:HA	2.46	0.51
2:K:998:ARG:HD2	2:K:1000:ARG:HH22	1.70	0.51
1:M:787:VAL:HG22	1:M:809:ILE:CG1	2.36	0.51
1:P:775:ASP:HA	1:S:812:ASP:OD1	2.09	0.51
1:P:829:GLY:HA3	1:S:753:THR:HG23	1.85	0.51
1:P:833:ILE:CG2	1:P:834:PRO:HD2	2.41	0.51
2:Q:1009:ARG:HG3	2:Q:1010:ASN:O	2.10	0.51
1:S:875:PRO:O	1:S:876:THR:HG23	2.10	0.51
1:V:833:ILE:CG2	1:V:834:PRO:HD2	2.41	0.51
1:V:902:ALA:CA	2:W:1029:VAL:HG13	2.38	0.51
1:Y:833:ILE:CG2	1:Y:834:PRO:HD2	2.41	0.51
1:A:875:PRO:O	1:A:876:THR:HG23	2.10	0.51
2:B:944:VAL:HG22	2:B:953:PHE:HA	1.92	0.51
1:D:725:ARG:NH1	1:J:819:ASN:CG	2.63	0.51
1:D:736:ASN:CB	1:D:739:LEU:HG	2.26	0.51
1:J:715:SER:O	1:J:718:ALA:HB3	2.11	0.51
1:J:828:LEU:HB3	1:M:754:GLU:HB2	1.92	0.51
2:K:908:LYS:O	2:K:911:ILE:HG23	2.11	0.51
1:M:720:ASN:H	1:S:805:LEU:HD21	1.67	0.51
1:M:833:ILE:CG2	1:M:834:PRO:HD2	2.41	0.51
1:M:893:LEU:HD23	1:M:893:LEU:N	2.25	0.51
2:N:1009:ARG:HG3	2:N:1010:ASN:O	2.10	0.51
1:P:811:ASN:HB3	1:P:816:THR:HB	1.91	0.51
2:Q:905:ALA:HB3	2:Q:908:LYS:HB2	1.92	0.51
1:S:811:ASN:HB3	1:S:816:THR:HB	1.91	0.51
1:S:833:ILE:CG2	1:S:834:PRO:HD2	2.41	0.51
2:T:908:LYS:O	2:T:911:ILE:HG23	2.11	0.51
1:V:778:VAL:HG13	2:W:1024:THR:CG2	2.41	0.51
1:V:780:LEU:HD13	1:V:895:PHE:HB2	1.90	0.51
1:V:809:ILE:CD1	1:V:820:ILE:HG21	2.34	0.51
1:Y:778:VAL:HG13	2:Z:1024:THR:CG2	2.41	0.51
2:Z:908:LYS:O	2:Z:911:ILE:HG23	2.11	0.51
2:Z:1028:ASP:HB2	2:Z:1029:VAL:HG23	1.91	0.51

Continued on next page...

Continued from previous page...

Atom-1	Atom-2	Interatomic distance (Å)	Clash overlap (Å)
1:A:715:SER:O	1:A:718:ALA:HB3	2.11	0.51
2:E:1029:VAL:CG1	2:E:1030:ARG:H	2.24	0.51
1:G:778:VAL:HG13	2:H:1024:THR:CG2	2.41	0.51
1:J:725:ARG:HH11	1:P:819:ASN:CB	2.19	0.51
1:J:787:VAL:HG22	1:J:809:ILE:CG1	2.36	0.51
1:J:833:ILE:CG2	1:J:834:PRO:HD2	2.41	0.51
2:K:955:PHE:HB2	2:K:986:ASN:HB3	1.90	0.51
2:N:965:TYR:OH	1:P:752:GLY:CA	2.58	0.51
1:S:767:VAL:HG23	1:S:785:SER:HB2	1.88	0.51
2:W:908:LYS:O	2:W:911:ILE:HG23	2.11	0.51
2:W:928:TYR:CE1	2:W:945:TRP:HA	2.45	0.51
1:Y:833:ILE:HD13	1:Y:885:VAL:CG2	2.38	0.51
1:A:833:ILE:CG2	1:A:834:PRO:HD2	2.41	0.51
2:B:928:TYR:CE1	2:B:945:TRP:HA	2.45	0.51
2:B:965:TYR:O	2:B:997:TRP:HE3	1.94	0.51
1:D:817:ILE:O	1:D:818:VAL:HB	2.10	0.51
1:D:833:ILE:CG2	1:D:834:PRO:HD2	2.41	0.51
2:H:1024:THR:HG22	2:H:1025:ALA:N	2.20	0.51
2:N:905:ALA:HB3	2:N:908:LYS:HB2	1.92	0.51
1:P:834:PRO:O	1:P:879:ASP:HB2	2.10	0.51
2:Q:908:LYS:O	2:Q:911:ILE:HG23	2.11	0.51
1:S:893:LEU:HD23	1:S:893:LEU:N	2.25	0.51
1:V:811:ASN:HB3	1:V:816:THR:HB	1.91	0.51
1:V:893:LEU:HD23	1:V:893:LEU:N	2.25	0.51
1:Y:817:ILE:O	1:Y:818:VAL:HB	2.10	0.51
1:Y:875:PRO:O	1:Y:876:THR:HG23	2.11	0.51
2:Z:944:VAL:HG22	2:Z:953:PHE:HA	1.92	0.51
2:Z:965:TYR:O	2:Z:997:TRP:HE3	1.94	0.51
1:A:778:VAL:HG13	2:B:1024:THR:CG2	2.41	0.51
2:B:1029:VAL:HG12	2:B:1030:ARG:N	2.24	0.51
1:D:840:HIS:HB3	1:D:843:GLU:OE1	2.11	0.51
1:D:850:MET:HG3	1:D:854:PHE:HZ	1.75	0.51
2:E:1024:THR:HG22	2:E:1025:ALA:N	2.20	0.51
1:G:828:LEU:HB3	1:J:754:GLU:HB2	1.92	0.51
1:G:840:HIS:HB3	1:G:843:GLU:OE1	2.11	0.51
2:H:1009:ARG:HG3	2:H:1010:ASN:O	2.10	0.51
1:J:840:HIS:HB3	1:J:843:GLU:OE1	2.11	0.51
1:M:715:SER:O	1:M:718:ALA:HB3	2.11	0.51
2:N:908:LYS:O	2:N:911:ILE:HG23	2.11	0.51
1:P:725:ARG:NH1	1:V:819:ASN:CG	2.63	0.51
1:P:767:VAL:HG23	1:P:785:SER:HB2	1.88	0.51

Continued on next page...

Continued from previous page...

Atom-1	Atom-2	Interatomic distance (Å)	Clash overlap (Å)
1:P:802:VAL:HG12	1:P:833:ILE:O	2.10	0.51
2:T:1009:ARG:HG3	2:T:1010:ASN:O	2.10	0.51
3:U:1051:VAL:HG12	3:U:1052:PRO:N	2.26	0.51
2:Z:1009:ARG:HG3	2:Z:1010:ASN:O	2.10	0.51
1:A:809:ILE:HD11	1:A:820:ILE:CD1	2.35	0.51
1:A:840:HIS:HB3	1:A:843:GLU:OE1	2.11	0.51
2:E:908:LYS:O	2:E:911:ILE:HG23	2.11	0.51
1:G:715:SER:O	1:G:718:ALA:HB3	2.11	0.51
2:H:928:TYR:CE1	2:H:945:TRP:HA	2.46	0.51
2:K:928:TYR:O	3:L:1053:VAL:HG23	2.11	0.51
2:K:1024:THR:HG22	2:K:1025:ALA:N	2.20	0.51
1:M:840:HIS:HB3	1:M:843:GLU:OE1	2.11	0.51
2:N:980:VAL:CG1	1:P:766:ARG:HH12	2.18	0.51
1:S:778:VAL:HG13	2:T:1024:THR:CG2	2.41	0.51
2:W:967:ILE:HD13	2:W:973:GLU:HA	1.91	0.51
1:A:902:ALA:CA	2:B:1029:VAL:HG13	2.38	0.51
1:G:833:ILE:CG2	1:G:834:PRO:HD2	2.41	0.51
2:N:965:TYR:O	2:N:997:TRP:HE3	1.94	0.51
1:P:736:ASN:O	1:P:739:LEU:HB2	2.10	0.51
2:Q:928:TYR:O	3:R:1053:VAL:HG23	2.11	0.51
1:S:802:VAL:HG12	1:S:833:ILE:O	2.10	0.51
2:T:928:TYR:O	3:U:1053:VAL:HG23	2.11	0.51
2:T:944:VAL:HG22	2:T:953:PHE:HA	1.92	0.51
2:W:965:TYR:O	2:W:997:TRP:HE3	1.94	0.51
1:Y:850:MET:HG3	1:Y:854:PHE:HZ	1.75	0.51
2:Z:929:VAL:HG22	2:Z:1009:ARG:CG	2.23	0.51
2:Z:1029:VAL:HG12	2:Z:1030:ARG:N	2.24	0.51
1:A:725:ARG:NH1	1:G:819:ASN:CG	2.63	0.50
1:A:746:MET:HE3	1:A:886:SER:HB3	1.92	0.50
1:A:828:LEU:HB3	1:D:754:GLU:HB2	1.92	0.50
1:D:828:LEU:HB3	1:G:754:GLU:HB2	1.92	0.50
2:H:908:LYS:O	2:H:911:ILE:HG23	2.11	0.50
1:J:778:VAL:HG13	2:K:1024:THR:CG2	2.41	0.50
1:M:811:ASN:HB3	1:M:816:THR:HB	1.91	0.50
2:N:1029:VAL:CG1	2:N:1030:ARG:H	2.24	0.50
2:Q:928:TYR:CE1	2:Q:945:TRP:HA	2.45	0.50
1:S:854:PHE:O	1:S:858:LEU:HD23	2.11	0.50
1:V:715:SER:O	1:V:718:ALA:HB3	2.11	0.50
1:V:854:PHE:O	1:V:858:LEU:HD23	2.11	0.50
2:W:928:TYR:O	3:X:1053:VAL:HG23	2.11	0.50
1:Y:715:SER:O	1:Y:718:ALA:HB3	2.11	0.50

Continued on next page...

Continued from previous page...

Atom-1	Atom-2	Interatomic distance (Å)	Clash overlap (Å)
1:Y:736:ASN:O	1:Y:739:LEU:HB2	2.10	0.50
1:Y:787:VAL:HG22	1:Y:809:ILE:CG1	2.36	0.50
1:D:715:SER:O	1:D:718:ALA:HB3	2.11	0.50
1:D:844:ARG:CZ	1:D:870:TYR:CZ	2.95	0.50
1:D:854:PHE:O	1:D:858:LEU:HD23	2.11	0.50
2:E:965:TYR:O	2:E:997:TRP:HE3	1.94	0.50
2:E:998:ARG:C	2:E:999:ILE:HG13	2.32	0.50
2:E:1029:VAL:HG12	2:E:1030:ARG:N	2.24	0.50
2:H:998:ARG:C	2:H:999:ILE:HG13	2.32	0.50
2:K:965:TYR:O	2:K:997:TRP:HE3	1.94	0.50
3:L:1051:VAL:HG12	3:L:1052:PRO:N	2.26	0.50
1:M:817:ILE:O	1:M:818:VAL:HB	2.10	0.50
1:M:850:MET:HG3	1:M:854:PHE:HZ	1.74	0.50
2:N:928:TYR:O	3:O:1053:VAL:HG23	2.11	0.50
1:P:840:HIS:HB3	1:P:843:GLU:OE1	2.11	0.50
1:P:850:MET:HG3	1:P:854:PHE:HZ	1.74	0.50
1:S:829:GLY:HA3	1:V:753:THR:HG23	1.85	0.50
1:S:834:PRO:O	1:S:879:ASP:HB2	2.10	0.50
1:S:850:MET:HG3	1:S:854:PHE:HZ	1.75	0.50
1:V:850:MET:HG3	1:V:854:PHE:HZ	1.74	0.50
1:V:862:LEU:O	1:V:866:ALA:HB2	2.11	0.50
1:Y:767:VAL:HG23	1:Y:785:SER:HB2	1.87	0.50
1:Y:834:PRO:O	1:Y:879:ASP:HB2	2.10	0.50
1:Y:862:LEU:O	1:Y:866:ALA:HB2	2.11	0.50
1:Y:893:LEU:HD23	1:Y:893:LEU:N	2.25	0.50
2:Z:928:TYR:CE1	2:Z:945:TRP:HA	2.45	0.50
1:D:802:VAL:HG12	1:D:833:ILE:O	2.10	0.50
1:G:850:MET:HG3	1:G:854:PHE:HZ	1.75	0.50
1:J:721:LEU:HD13	1:P:822:SER:O	2.12	0.50
2:K:1009:ARG:HG3	2:K:1010:ASN:O	2.10	0.50
1:M:779:ARG:HD3	2:N:1025:ALA:HA	1.94	0.50
1:M:802:VAL:HG12	1:M:833:ILE:O	2.10	0.50
2:Q:1029:VAL:CG1	2:Q:1030:ARG:H	2.24	0.50
1:S:715:SER:O	1:S:718:ALA:HB3	2.11	0.50
1:S:862:LEU:O	1:S:866:ALA:HB2	2.11	0.50
1:V:834:PRO:O	1:V:879:ASP:HB2	2.10	0.50
2:B:930:MET:HE3	3:C:1053:VAL:CG2	2.41	0.50
2:B:965:TYR:HA	2:B:976:PRO:HD3	1.93	0.50
2:B:974:THR:HG22	2:B:975:LEU:H	1.76	0.50
2:B:998:ARG:C	2:B:999:ILE:HG13	2.32	0.50
2:B:1024:THR:HG22	2:B:1025:ALA:N	2.20	0.50

Continued on next page...

Continued from previous page...

Atom-1	Atom-2	Interatomic distance (Å)	Clash overlap (Å)
1:D:727:LYS:HE3	1:D:728:ALA:O	2.12	0.50
1:G:844:ARG:CZ	1:G:870:TYR:CZ	2.95	0.50
2:H:998:ARG:HD2	2:H:1000:ARG:HH22	1.70	0.50
1:J:802:VAL:HG12	1:J:833:ILE:O	2.10	0.50
1:J:844:ARG:CZ	1:J:870:TYR:CZ	2.95	0.50
2:K:965:TYR:OH	1:M:752:GLY:CA	2.58	0.50
3:O:1051:VAL:HG12	3:O:1052:PRO:N	2.26	0.50
1:P:862:LEU:O	1:P:866:ALA:HB2	2.11	0.50
1:P:893:LEU:HD23	1:P:893:LEU:N	2.25	0.50
1:S:787:VAL:HG22	1:S:809:ILE:CG1	2.36	0.50
2:T:965:TYR:O	2:T:997:TRP:HE3	1.94	0.50
1:Y:780:LEU:HD13	1:Y:895:PHE:HB2	1.89	0.50
1:Y:811:ASN:HB3	1:Y:816:THR:HB	1.91	0.50
1:A:727:LYS:HE3	1:A:728:ALA:O	2.12	0.50
2:E:928:TYR:O	3:F:1053:VAL:HG23	2.11	0.50
2:E:965:TYR:HA	2:E:976:PRO:HD3	1.93	0.50
1:G:721:LEU:HD13	1:M:822:SER:O	2.12	0.50
1:G:727:LYS:HE3	1:G:728:ALA:O	2.12	0.50
1:G:802:VAL:HG12	1:G:833:ILE:O	2.10	0.50
2:H:965:TYR:O	2:H:997:TRP:HE3	1.94	0.50
1:J:850:MET:HG3	1:J:854:PHE:HZ	1.75	0.50
1:M:854:PHE:O	1:M:858:LEU:HD23	2.11	0.50
1:P:778:VAL:HG13	2:Q:1024:THR:CG2	2.41	0.50
2:Q:965:TYR:O	2:Q:997:TRP:HE3	1.94	0.50
1:S:885:VAL:HG22	1:S:886:SER:N	2.17	0.50
1:V:767:VAL:HG23	1:V:785:SER:HB2	1.88	0.50
1:V:787:VAL:HG22	1:V:809:ILE:CG1	2.36	0.50
1:A:844:ARG:CZ	1:A:870:TYR:CZ	2.95	0.50
2:H:965:TYR:HA	2:H:976:PRO:HD3	1.93	0.50
2:K:944:VAL:HG22	2:K:953:PHE:HA	1.92	0.50
1:M:778:VAL:HG13	2:N:1024:THR:CG2	2.41	0.50
1:M:902:ALA:CA	2:N:1029:VAL:HG13	2.38	0.50
1:P:787:VAL:HG22	1:P:809:ILE:CG1	2.36	0.50
2:Q:956:PRO:HD2	2:Q:959:ALA:CB	2.42	0.50
2:Q:998:ARG:HD2	2:Q:1000:ARG:HH22	1.70	0.50
2:W:998:ARG:HD2	2:W:1000:ARG:HH22	1.70	0.50
1:Y:779:ARG:HD3	2:Z:1025:ALA:HA	1.94	0.50
1:A:817:ILE:O	1:A:818:VAL:HB	2.10	0.50
1:D:779:ARG:HD3	2:E:1025:ALA:HA	1.94	0.50
1:D:862:LEU:O	1:D:866:ALA:HB2	2.11	0.50
1:G:779:ARG:HD3	2:H:1025:ALA:HA	1.94	0.50

Continued on next page...

Continued from previous page...

Atom-1	Atom-2	Interatomic distance (Å)	Clash overlap (Å)
1:G:862:LEU:O	1:G:866:ALA:HB2	2.11	0.50
2:H:1029:VAL:HG12	2:H:1030:ARG:N	2.24	0.50
1:J:862:LEU:O	1:J:866:ALA:HB2	2.11	0.50
2:K:1029:VAL:CG1	2:K:1030:ARG:H	2.24	0.50
1:P:715:SER:O	1:P:718:ALA:HB3	2.11	0.50
1:P:809:ILE:CD1	1:P:820:ILE:HG21	2.34	0.50
3:R:1051:VAL:HG12	3:R:1052:PRO:N	2.26	0.50
1:S:779:ARG:HD3	2:T:1025:ALA:HA	1.94	0.50
1:S:822:SER:OG	1:S:889:VAL:HA	2.12	0.50
1:S:840:HIS:HB3	1:S:843:GLU:OE1	2.11	0.50
2:T:1029:VAL:CG1	2:T:1030:ARG:H	2.24	0.50
3:X:1051:VAL:HG12	3:X:1052:PRO:N	2.26	0.50
2:Z:967:ILE:HD13	2:Z:973:GLU:HA	1.91	0.50
1:A:862:LEU:O	1:A:866:ALA:HB2	2.11	0.50
1:D:850:MET:HE2	1:D:850:MET:HA	1.92	0.50
1:G:818:VAL:HG13	1:G:818:VAL:O	2.12	0.50
1:M:844:ARG:CZ	1:M:870:TYR:CZ	2.95	0.50
1:M:862:LEU:O	1:M:866:ALA:HB2	2.12	0.50
1:P:854:PHE:O	1:P:858:LEU:HD23	2.11	0.50
1:V:729:SER:HB2	1:Y:891:ARG:CD	2.42	0.50
2:W:998:ARG:C	2:W:999:ILE:HG13	2.32	0.50
1:Y:902:ALA:CA	2:Z:1029:VAL:HG13	2.38	0.50
1:A:721:LEU:HD13	1:G:822:SER:O	2.12	0.50
1:A:802:VAL:HG12	1:A:833:ILE:O	2.10	0.50
1:A:822:SER:OG	1:A:889:VAL:HA	2.12	0.50
1:A:850:MET:HE2	1:A:850:MET:HA	1.93	0.50
2:B:965:TYR:OH	1:D:752:GLY:CA	2.58	0.50
1:J:727:LYS:HE3	1:J:728:ALA:O	2.12	0.50
1:J:811:ASN:HB3	1:J:816:THR:HB	1.91	0.50
1:J:842:TRP:HA	1:J:842:TRP:CE3	2.47	0.50
1:J:850:MET:HE2	1:J:850:MET:HA	1.93	0.50
1:S:721:LEU:HD13	1:Y:822:SER:O	2.12	0.50
1:V:822:SER:OG	1:V:889:VAL:HA	2.12	0.50
1:V:829:GLY:HA3	1:Y:753:THR:HG23	1.85	0.50
1:Y:844:ARG:CZ	1:Y:870:TYR:CZ	2.95	0.50
1:Y:901:LEU:HG	1:Y:902:ALA:CB	2.39	0.50
1:A:779:ARG:CG	2:B:1025:ALA:HA	2.42	0.49
1:A:842:TRP:HA	1:A:842:TRP:CE3	2.47	0.49
1:A:854:PHE:O	1:A:858:LEU:HD23	2.11	0.49
1:D:895:PHE:CD2	1:D:899:TYR:HE2	2.30	0.49
2:E:998:ARG:HD2	2:E:1000:ARG:HH22	1.70	0.49

Continued on next page...

Continued from previous page...

Atom-1	Atom-2	Interatomic distance (Å)	Clash overlap (Å)
2:K:956:PRO:HD2	2:K:959:ALA:CB	2.42	0.49
1:M:721:LEU:HD13	1:S:822:SER:O	2.12	0.49
1:M:818:VAL:HG13	1:M:818:VAL:O	2.12	0.49
1:P:842:TRP:CE3	1:P:842:TRP:HA	2.47	0.49
1:S:895:PHE:CD2	1:S:899:TYR:HE2	2.30	0.49
1:Y:727:LYS:HE3	1:Y:728:ALA:O	2.12	0.49
1:Y:764:SER:HB2	1:Y:786:TRP:CZ3	2.47	0.49
1:Y:822:SER:OG	1:Y:889:VAL:HA	2.12	0.49
2:Z:998:ARG:C	2:Z:999:ILE:HG13	2.32	0.49
1:A:850:MET:CG	1:A:854:PHE:HZ	2.26	0.49
2:E:974:THR:HG22	2:E:975:LEU:H	1.76	0.49
1:G:726:LEU:HD22	1:J:891:ARG:NH1	2.27	0.49
1:G:895:PHE:CD2	1:G:899:TYR:HE2	2.30	0.49
1:J:854:PHE:O	1:J:858:LEU:HD23	2.11	0.49
1:J:895:PHE:CD2	1:J:899:TYR:HE2	2.30	0.49
2:K:965:TYR:HA	2:K:976:PRO:HD3	1.93	0.49
1:M:850:MET:CG	1:M:854:PHE:HZ	2.25	0.49
1:P:850:MET:CG	1:P:854:PHE:HZ	2.26	0.49
2:Q:993:VAL:O	2:Q:994:ALA:HB2	2.12	0.49
1:S:842:TRP:CE3	1:S:842:TRP:HA	2.48	0.49
2:T:993:VAL:O	2:T:994:ALA:HB2	2.13	0.49
1:Y:840:HIS:HB3	1:Y:843:GLU:OE1	2.11	0.49
1:Y:854:PHE:O	1:Y:858:LEU:HD23	2.11	0.49
2:Z:1029:VAL:CG1	2:Z:1030:ARG:H	2.24	0.49
1:A:726:LEU:HD22	1:D:891:ARG:NH1	2.27	0.49
1:A:818:VAL:HG13	1:A:818:VAL:O	2.12	0.49
1:A:885:VAL:HG22	1:A:886:SER:N	2.17	0.49
3:C:1059:VAL:HG22	3:C:1060:ASP:N	2.28	0.49
1:D:726:LEU:HD22	1:G:891:ARG:NH1	2.27	0.49
1:D:779:ARG:CG	2:E:1025:ALA:HA	2.42	0.49
3:F:1059:VAL:HG22	3:F:1060:ASP:N	2.28	0.49
1:G:854:PHE:O	1:G:858:LEU:HD23	2.11	0.49
2:H:928:TYR:O	3:I:1053:VAL:HG23	2.11	0.49
2:H:956:PRO:HD2	2:H:959:ALA:CB	2.42	0.49
1:J:818:VAL:HG13	1:J:818:VAL:O	2.12	0.49
1:J:822:SER:OG	1:J:889:VAL:HA	2.12	0.49
1:M:727:LYS:HE3	1:M:728:ALA:O	2.12	0.49
1:M:895:PHE:CD2	1:M:899:TYR:HE2	2.30	0.49
1:P:779:ARG:CG	2:Q:1025:ALA:HA	2.42	0.49
1:S:779:ARG:CG	2:T:1025:ALA:HA	2.42	0.49
2:T:998:ARG:C	2:T:999:ILE:HG13	2.32	0.49

Continued on next page...

Continued from previous page...

Atom-1	Atom-2	Interatomic distance (Å)	Clash overlap (Å)
1:V:779:ARG:CG	2:W:1025:ALA:HA	2.42	0.49
1:V:840:HIS:HB3	1:V:843:GLU:OE1	2.11	0.49
1:V:842:TRP:HA	1:V:842:TRP:CE3	2.47	0.49
1:V:850:MET:HE2	1:V:850:MET:HA	1.93	0.49
2:W:965:TYR:OH	1:Y:752:GLY:CA	2.58	0.49
2:W:993:VAL:O	2:W:994:ALA:HB2	2.12	0.49
1:Y:779:ARG:CG	2:Z:1025:ALA:HA	2.42	0.49
1:Y:850:MET:CG	1:Y:854:PHE:HZ	2.26	0.49
2:Z:956:PRO:HD2	2:Z:959:ALA:CB	2.42	0.49
2:Z:965:TYR:HA	2:Z:976:PRO:HD3	1.93	0.49
1:D:721:LEU:CD2	1:J:805:LEU:HB2	2.30	0.49
1:D:777:LEU:HB3	2:E:916:LYS:HZ3	1.78	0.49
1:D:850:MET:CG	1:D:854:PHE:HZ	2.26	0.49
2:E:1000:ARG:O	2:E:1001:LEU:HB2	2.13	0.49
1:G:779:ARG:CG	2:H:1025:ALA:HA	2.42	0.49
3:I:1059:VAL:HG22	3:I:1060:ASP:N	2.27	0.49
1:J:726:LEU:HD22	1:M:891:ARG:NH1	2.27	0.49
1:J:747:ILE:HB	1:J:887:ILE:HB	1.95	0.49
1:J:779:ARG:CG	2:K:1025:ALA:HA	2.42	0.49
3:L:1059:VAL:HG22	3:L:1060:ASP:N	2.27	0.49
1:M:779:ARG:CG	2:N:1025:ALA:HA	2.42	0.49
2:N:993:VAL:O	2:N:994:ALA:HB2	2.13	0.49
1:P:818:VAL:HG13	1:P:818:VAL:O	2.12	0.49
1:P:895:PHE:CD2	1:P:899:TYR:HE2	2.31	0.49
1:S:726:LEU:CB	1:V:891:ARG:NH1	2.50	0.49
1:S:844:ARG:CZ	1:S:870:TYR:CZ	2.95	0.49
2:T:956:PRO:HD2	2:T:959:ALA:CB	2.42	0.49
1:V:850:MET:CG	1:V:854:PHE:HZ	2.26	0.49
1:V:895:PHE:CD2	1:V:899:TYR:HE2	2.30	0.49
2:B:915:LEU:HD23	2:B:915:LEU:O	2.13	0.49
2:B:1000:ARG:O	2:B:1001:LEU:HB2	2.13	0.49
1:G:747:ILE:HB	1:G:887:ILE:HB	1.95	0.49
2:H:1000:ARG:O	2:H:1001:LEU:HB2	2.13	0.49
1:M:726:LEU:HD22	1:P:891:ARG:NH1	2.27	0.49
1:M:747:ILE:HB	1:M:887:ILE:HB	1.95	0.49
2:N:965:TYR:HA	2:N:976:PRO:HD3	1.93	0.49
3:O:1059:VAL:HG22	3:O:1060:ASP:N	2.27	0.49
1:P:747:ILE:HB	1:P:887:ILE:HB	1.95	0.49
1:P:822:SER:OG	1:P:889:VAL:HA	2.12	0.49
1:P:844:ARG:CZ	1:P:870:TYR:CZ	2.95	0.49
2:Q:998:ARG:C	2:Q:999:ILE:HG13	2.32	0.49

Continued on next page...

Continued from previous page...

Atom-1	Atom-2	Interatomic distance (Å)	Clash overlap (Å)
1:V:901:LEU:HG	1:V:902:ALA:CB	2.39	0.49
2:W:956:PRO:HD2	2:W:959:ALA:CB	2.42	0.49
2:W:965:TYR:HA	2:W:976:PRO:HD3	1.93	0.49
2:Z:993:VAL:O	2:Z:994:ALA:HB2	2.12	0.49
1:A:762:GLN:HA	1:A:790:GLN:HA	1.95	0.49
1:A:895:PHE:CD2	1:A:899:TYR:HE2	2.30	0.49
1:D:822:SER:OG	1:D:889:VAL:HA	2.12	0.49
1:D:842:TRP:HA	1:D:842:TRP:CE3	2.47	0.49
1:G:842:TRP:HA	1:G:842:TRP:CE3	2.47	0.49
2:H:939:ILE:HG21	2:K:969:ALA:HB2	1.95	0.49
1:J:779:ARG:HD3	2:K:1025:ALA:HA	1.94	0.49
2:K:939:ILE:HG21	2:N:969:ALA:HB2	1.95	0.49
2:K:998:ARG:C	2:K:999:ILE:HG13	2.32	0.49
1:M:822:SER:OG	1:M:889:VAL:HA	2.12	0.49
1:P:721:LEU:HD13	1:V:822:SER:O	2.12	0.49
1:P:779:ARG:HD3	2:Q:1025:ALA:HA	1.94	0.49
2:Q:974:THR:HG22	2:Q:975:LEU:H	1.76	0.49
3:R:1059:VAL:HG22	3:R:1060:ASP:N	2.28	0.49
1:S:747:ILE:HB	1:S:887:ILE:HB	1.95	0.49
1:V:712:GLU:O	1:V:715:SER:HB2	2.13	0.49
1:V:747:ILE:HB	1:V:887:ILE:HB	1.95	0.49
1:V:779:ARG:HD3	2:W:1025:ALA:HA	1.94	0.49
1:V:844:ARG:CZ	1:V:870:TYR:CZ	2.95	0.49
1:A:747:ILE:HB	1:A:887:ILE:HB	1.95	0.49
2:B:956:PRO:HD2	2:B:959:ALA:CB	2.42	0.49
1:D:721:LEU:HD13	1:J:822:SER:O	2.12	0.49
1:D:818:VAL:HG13	1:D:818:VAL:O	2.12	0.49
3:F:1051:VAL:HG12	3:F:1052:PRO:N	2.26	0.49
1:G:729:SER:HB2	1:J:891:ARG:CD	2.42	0.49
1:J:743:LYS:HE2	1:M:808:ARG:HH21	1.78	0.49
2:K:1000:ARG:O	2:K:1001:LEU:HB2	2.13	0.49
1:M:901:LEU:HG	1:M:902:ALA:CB	2.39	0.49
1:M:902:ALA:HB1	2:N:912:THR:CG2	2.43	0.49
1:P:726:LEU:HD22	1:S:891:ARG:NH1	2.27	0.49
3:U:1059:VAL:HG22	3:U:1060:ASP:N	2.28	0.49
1:V:727:LYS:HE3	1:V:728:ALA:O	2.12	0.49
3:X:1047:TRP:HA	3:X:1047:TRP:CE3	2.48	0.49
1:A:712:GLU:O	1:A:715:SER:HB2	2.13	0.49
3:C:1051:VAL:HG12	3:C:1052:PRO:N	2.26	0.49
1:D:747:ILE:HB	1:D:887:ILE:HB	1.95	0.49
1:D:762:GLN:HA	1:D:790:GLN:HA	1.95	0.49

Continued on next page...

Continued from previous page...

Atom-1	Atom-2	Interatomic distance (Å)	Clash overlap (Å)
1:G:822:SER:OG	1:G:889:VAL:HA	2.12	0.49
2:N:939:ILE:HG21	2:Q:969:ALA:HB2	1.95	0.49
1:S:726:LEU:HD22	1:V:891:ARG:NH1	2.27	0.49
1:S:818:VAL:HG13	1:S:818:VAL:O	2.12	0.49
1:S:850:MET:CG	1:S:854:PHE:HZ	2.26	0.49
3:X:1059:VAL:HG22	3:X:1060:ASP:N	2.28	0.49
1:Y:755:LEU:HD12	1:Y:763:VAL:HG21	1.95	0.49
1:A:726:LEU:CB	1:D:891:ARG:NH1	2.50	0.49
1:A:779:ARG:HD3	2:B:1025:ALA:HA	1.94	0.49
3:C:1057:ILE:HG23	3:C:1058:PRO:CD	2.43	0.49
1:D:902:ALA:CA	2:E:1029:VAL:HG13	2.38	0.49
2:E:939:ILE:HG21	2:H:969:ALA:HB2	1.95	0.49
3:F:1057:ILE:HG23	3:F:1058:PRO:CD	2.43	0.49
1:G:727:LYS:HG2	1:G:727:LYS:O	2.05	0.49
2:H:965:TYR:OH	1:J:752:GLY:CA	2.58	0.49
2:H:974:THR:HG22	2:H:975:LEU:H	1.76	0.49
1:J:845:LEU:HB3	1:J:849:ILE:HD11	1.95	0.49
1:M:845:LEU:HB3	1:M:849:ILE:HD11	1.95	0.49
2:N:956:PRO:HD2	2:N:959:ALA:CB	2.42	0.49
2:N:998:ARG:C	2:N:999:ILE:HG13	2.32	0.49
1:P:727:LYS:HE3	1:P:728:ALA:O	2.12	0.49
1:P:845:LEU:HB3	1:P:849:ILE:HD11	1.95	0.49
2:Q:965:TYR:HA	2:Q:976:PRO:HD3	1.93	0.49
2:Z:974:THR:HG22	2:Z:975:LEU:H	1.76	0.49
2:B:936:MET:CE	2:B:1004:LYS:HB3	2.43	0.49
2:B:993:VAL:O	2:B:994:ALA:HB2	2.12	0.49
1:D:712:GLU:O	1:D:715:SER:HB2	2.13	0.49
1:D:902:ALA:HB1	2:E:912:THR:CG2	2.43	0.49
1:G:845:LEU:HB3	1:G:849:ILE:HD11	1.95	0.49
3:I:1051:VAL:HG12	3:I:1052:PRO:N	2.26	0.49
3:I:1057:ILE:HG23	3:I:1058:PRO:CD	2.43	0.49
1:J:828:LEU:O	1:M:753:THR:HG22	2.13	0.49
1:J:850:MET:CG	1:J:854:PHE:HZ	2.26	0.49
2:K:993:VAL:O	2:K:994:ALA:HB2	2.12	0.49
1:P:712:GLU:O	1:P:715:SER:HB2	2.13	0.49
1:V:828:LEU:O	1:Y:753:THR:HG22	2.13	0.49
1:Y:747:ILE:HB	1:Y:887:ILE:HB	1.95	0.49
1:Y:842:TRP:HA	1:Y:842:TRP:CE3	2.47	0.49
1:A:729:SER:HB2	1:D:891:ARG:CD	2.42	0.48
2:B:928:TYR:O	3:C:1053:VAL:HG23	2.11	0.48
2:E:956:PRO:HD2	2:E:959:ALA:CB	2.42	0.48

Continued on next page...

Continued from previous page...

Atom-1	Atom-2	Interatomic distance (Å)	Clash overlap (Å)
1:G:762:GLN:HA	1:G:790:GLN:HA	1.95	0.48
1:G:828:LEU:O	1:J:753:THR:HG22	2.13	0.48
1:G:851:ILE:CA	1:G:854:PHE:CD2	2.95	0.48
2:H:915:LEU:HD23	2:H:915:LEU:O	2.13	0.48
1:J:743:LYS:CD	1:J:891:ARG:CA	2.91	0.48
3:L:1057:ILE:HG23	3:L:1058:PRO:CD	2.43	0.48
1:M:833:ILE:HA	1:M:834:PRO:HD3	1.47	0.48
3:R:1057:ILE:HG23	3:R:1058:PRO:CD	2.43	0.48
1:S:901:LEU:HG	1:S:902:ALA:CB	2.39	0.48
3:U:1057:ILE:HG23	3:U:1058:PRO:CD	2.43	0.48
3:X:1057:ILE:HG23	3:X:1058:PRO:CD	2.43	0.48
2:Z:936:MET:CE	2:Z:1004:LYS:HB3	2.43	0.48
2:B:939:ILE:HG21	2:E:969:ALA:HB2	1.95	0.48
1:G:743:LYS:CD	1:G:891:ARG:CA	2.91	0.48
1:G:806:TRP:CD1	1:G:887:ILE:CG1	2.94	0.48
2:H:1029:VAL:CG1	2:H:1030:ARG:H	2.24	0.48
1:M:712:GLU:O	1:M:715:SER:HB2	2.13	0.48
2:N:1000:ARG:O	2:N:1001:LEU:HB2	2.13	0.48
3:O:1057:ILE:HG23	3:O:1058:PRO:CD	2.43	0.48
1:P:901:LEU:HG	1:P:902:ALA:CB	2.39	0.48
2:Q:939:ILE:HG21	2:T:969:ALA:HB2	1.95	0.48
1:S:727:LYS:HE3	1:S:728:ALA:O	2.12	0.48
1:S:845:LEU:HB3	1:S:849:ILE:HD11	1.95	0.48
1:S:902:ALA:HB1	2:T:912:THR:CG2	2.43	0.48
1:V:743:LYS:NZ	1:V:891:ARG:HA	2.28	0.48
1:V:755:LEU:HD12	1:V:763:VAL:HG21	1.95	0.48
1:Y:712:GLU:O	1:Y:715:SER:HB2	2.13	0.48
1:Y:850:MET:HE2	1:Y:850:MET:HA	1.94	0.48
1:A:743:LYS:CD	1:A:891:ARG:CA	2.91	0.48
1:D:743:LYS:CD	1:D:891:ARG:CA	2.91	0.48
1:D:845:LEU:HB3	1:D:849:ILE:CD1	2.44	0.48
1:G:743:LYS:NZ	1:G:891:ARG:HA	2.28	0.48
1:G:811:ASN:HB3	1:G:816:THR:HB	1.91	0.48
1:G:850:MET:CG	1:G:854:PHE:HZ	2.26	0.48
3:I:1047:TRP:CE3	3:I:1047:TRP:HA	2.48	0.48
1:J:743:LYS:NZ	1:J:891:ARG:HA	2.28	0.48
1:J:902:ALA:HB1	2:K:912:THR:CG2	2.43	0.48
1:M:743:LYS:CD	1:M:891:ARG:CA	2.92	0.48
1:M:842:TRP:CE3	1:M:842:TRP:HA	2.48	0.48
1:P:743:LYS:CD	1:P:891:ARG:CA	2.91	0.48
3:R:1047:TRP:HA	3:R:1047:TRP:CE3	2.48	0.48

Continued on next page...

Continued from previous page...

Atom-1	Atom-2	Interatomic distance (Å)	Clash overlap (Å)
2:T:965:TYR:HA	2:T:976:PRO:HD3	1.93	0.48
1:V:818:VAL:HG13	1:V:818:VAL:O	2.12	0.48
1:Y:895:PHE:CD2	1:Y:899:TYR:HE2	2.30	0.48
1:A:895:PHE:CD2	1:A:899:TYR:CE2	3.02	0.48
1:D:806:TRP:CD1	1:D:887:ILE:CG1	2.94	0.48
1:D:845:LEU:HB3	1:D:849:ILE:HD11	1.95	0.48
2:E:915:LEU:HD23	2:E:915:LEU:O	2.13	0.48
2:E:976:PRO:HB3	2:E:992:THR:OG1	2.14	0.48
1:G:712:GLU:O	1:G:715:SER:HB2	2.13	0.48
1:M:795:ILE:HD11	1:M:876:THR:O	2.14	0.48
1:M:845:LEU:HB3	1:M:849:ILE:CD1	2.44	0.48
1:V:726:LEU:HD22	1:Y:891:ARG:NH1	2.27	0.48
2:W:1029:VAL:CG1	2:W:1030:ARG:H	2.24	0.48
1:Y:895:PHE:CD2	1:Y:899:TYR:CE2	3.02	0.48
1:A:742:PRO:CD	1:A:774:ALA:HA	2.44	0.48
1:A:828:LEU:O	1:D:753:THR:HG22	2.13	0.48
1:D:895:PHE:CD2	1:D:899:TYR:CE2	3.02	0.48
1:G:801:ARG:NE	1:J:759:VAL:CG2	2.77	0.48
1:G:845:LEU:HB3	1:G:849:ILE:CD1	2.44	0.48
2:H:993:VAL:O	2:H:994:ALA:HB2	2.13	0.48
2:K:915:LEU:HD23	2:K:915:LEU:O	2.13	0.48
2:K:980:VAL:CG1	1:M:766:ARG:HH12	2.18	0.48
2:Q:936:MET:CE	2:Q:1004:LYS:HB3	2.43	0.48
2:T:939:ILE:HG21	2:W:969:ALA:HB2	1.95	0.48
3:U:1057:ILE:HA	3:U:1058:PRO:HD3	1.60	0.48
1:V:895:PHE:CD2	1:V:899:TYR:CE2	3.02	0.48
1:Y:833:ILE:HA	1:Y:834:PRO:HD3	1.47	0.48
2:Z:915:LEU:HD23	2:Z:915:LEU:O	2.13	0.48
1:A:845:LEU:HB3	1:A:849:ILE:CD1	2.43	0.48
2:B:945:TRP:N	2:B:945:TRP:CE3	2.82	0.48
2:B:998:ARG:HD2	2:B:1000:ARG:HH21	1.73	0.48
2:E:936:MET:CE	2:E:1004:LYS:HB3	2.43	0.48
3:I:1057:ILE:HD13	3:I:1057:ILE:HA	1.70	0.48
1:J:729:SER:HB2	1:M:891:ARG:CD	2.42	0.48
1:J:801:ARG:NE	1:M:759:VAL:CG2	2.77	0.48
1:J:845:LEU:HB3	1:J:849:ILE:CD1	2.43	0.48
1:M:743:LYS:NZ	1:M:891:ARG:HA	2.28	0.48
1:M:828:LEU:O	1:P:753:THR:HG22	2.13	0.48
2:N:1000:ARG:NH1	3:O:1043:PRO:HG2	2.29	0.48
1:P:778:VAL:HG22	2:Q:916:LYS:NZ	2.29	0.48
1:S:743:LYS:NZ	1:S:891:ARG:HA	2.29	0.48

Continued on next page...

Continued from previous page...

Atom-1	Atom-2	Interatomic distance (Å)	Clash overlap (Å)
1:S:828:LEU:O	1:V:753:THR:HG22	2.13	0.48
1:V:795:ILE:HD11	1:V:876:THR:O	2.14	0.48
1:V:902:ALA:HB1	2:W:912:THR:CG2	2.43	0.48
2:W:974:THR:HG22	2:W:975:LEU:H	1.76	0.48
1:D:729:SER:HB2	1:G:891:ARG:CD	2.42	0.48
1:D:795:ILE:HD11	1:D:876:THR:O	2.14	0.48
1:D:828:LEU:O	1:G:753:THR:HG22	2.13	0.48
1:G:743:LYS:HE2	1:J:808:ARG:HH21	1.78	0.48
1:G:795:ILE:HG22	1:G:802:VAL:HA	1.94	0.48
2:K:974:THR:HG22	2:K:975:LEU:H	1.76	0.48
2:K:1000:ARG:NH1	3:L:1043:PRO:HG2	2.29	0.48
1:M:795:ILE:HG22	1:M:802:VAL:HA	1.94	0.48
1:M:806:TRP:CD1	1:M:887:ILE:CG1	2.94	0.48
1:M:818:VAL:HG13	1:M:820:ILE:CG2	2.43	0.48
2:N:916:LYS:HB2	2:N:1029:VAL:CG2	2.44	0.48
2:N:936:MET:CE	2:N:1004:LYS:HB3	2.43	0.48
1:V:778:VAL:HG22	2:W:916:LYS:NZ	2.29	0.48
1:V:801:ARG:NE	1:Y:759:VAL:CG2	2.77	0.48
1:V:818:VAL:HG13	1:V:820:ILE:CG2	2.43	0.48
1:V:845:LEU:HB3	1:V:849:ILE:HD11	1.95	0.48
1:Y:742:PRO:CD	1:Y:774:ALA:HA	2.44	0.48
1:Y:818:VAL:HG13	1:Y:818:VAL:O	2.12	0.48
3:C:1057:ILE:HA	3:C:1058:PRO:HD3	1.60	0.48
1:D:726:LEU:CB	1:G:891:ARG:NH1	2.51	0.48
1:D:742:PRO:CD	1:D:774:ALA:HA	2.44	0.48
1:D:768:SER:O	1:D:783:LYS:HB3	2.14	0.48
1:D:801:ARG:NE	1:G:759:VAL:CG2	2.77	0.48
2:E:945:TRP:N	2:E:945:TRP:CE3	2.82	0.48
2:E:950:PHE:CE1	2:E:991:GLU:CB	2.97	0.48
1:G:795:ILE:HD11	1:G:876:THR:O	2.14	0.48
1:G:895:PHE:CD2	1:G:899:TYR:CE2	3.02	0.48
1:J:712:GLU:O	1:J:715:SER:HB2	2.13	0.48
1:J:762:GLN:HA	1:J:790:GLN:HA	1.95	0.48
2:K:916:LYS:HB2	2:K:1029:VAL:CG2	2.44	0.48
1:M:725:ARG:N	1:S:807:GLU:OE1	2.47	0.48
2:N:915:LEU:HD23	2:N:915:LEU:O	2.13	0.48
1:S:762:GLN:HA	1:S:790:GLN:HA	1.95	0.48
1:S:895:PHE:CD2	1:S:899:TYR:CE2	3.02	0.48
1:V:743:LYS:CD	1:V:891:ARG:CA	2.91	0.48
2:W:936:MET:CE	2:W:1004:LYS:HB3	2.43	0.48
2:W:1000:ARG:NH1	3:X:1043:PRO:HG2	2.29	0.48

Continued on next page...

Continued from previous page...

Atom-1	Atom-2	Interatomic distance (Å)	Clash overlap (Å)
1:Y:743:LYS:CD	1:Y:891:ARG:CA	2.91	0.48
1:A:725:ARG:N	1:G:807:GLU:OE1	2.47	0.48
1:A:795:ILE:HD11	1:A:876:THR:O	2.14	0.48
1:A:795:ILE:HG22	1:A:802:VAL:HA	1.94	0.48
1:D:743:LYS:NZ	1:D:891:ARG:HA	2.29	0.48
1:D:800:ALA:HB3	1:D:801:ARG:HG2	1.96	0.48
2:E:993:VAL:O	2:E:994:ALA:HB2	2.12	0.48
2:E:1000:ARG:NH1	3:F:1043:PRO:HG2	2.29	0.48
2:H:950:PHE:CE1	2:H:991:GLU:CB	2.97	0.48
1:J:795:ILE:HD11	1:J:876:THR:O	2.14	0.48
2:K:945:TRP:N	2:K:945:TRP:CE3	2.82	0.48
1:M:801:ARG:NE	1:P:759:VAL:CG2	2.77	0.48
2:N:924:LYS:CD	2:N:945:TRP:HD1	2.27	0.48
2:N:948:TYR:HB3	2:N:950:PHE:H	1.79	0.48
2:N:974:THR:HG22	2:N:975:LEU:H	1.76	0.48
2:N:976:PRO:HB3	2:N:992:THR:OG1	2.14	0.48
1:P:778:VAL:HG12	1:P:779:ARG:N	2.29	0.48
1:P:795:ILE:HG22	1:P:802:VAL:HA	1.94	0.48
1:S:725:ARG:N	1:Y:807:GLU:OE1	2.47	0.48
1:S:743:LYS:CD	1:S:891:ARG:CA	2.92	0.48
1:S:755:LEU:HD12	1:S:763:VAL:HG21	1.95	0.48
1:S:778:VAL:HG12	1:S:779:ARG:N	2.29	0.48
2:T:924:LYS:CD	2:T:945:TRP:HD1	2.27	0.48
2:T:925:ASN:HD21	2:T:1011:ASN:C	2.18	0.48
3:U:1047:TRP:HA	3:U:1047:TRP:CE3	2.48	0.48
1:V:762:GLN:HA	1:V:790:GLN:HA	1.95	0.48
2:W:939:ILE:HG21	2:Z:969:ALA:HB2	1.95	0.48
1:Y:778:VAL:HG22	2:Z:916:LYS:NZ	2.29	0.48
1:Y:806:TRP:CD1	1:Y:887:ILE:CG1	2.94	0.48
1:Y:845:LEU:HB3	1:Y:849:ILE:CD1	2.44	0.48
2:Z:916:LYS:HB2	2:Z:1029:VAL:CG2	2.44	0.48
1:A:778:VAL:HG22	2:B:916:LYS:NZ	2.29	0.48
1:A:901:LEU:HG	1:A:902:ALA:CB	2.39	0.48
2:B:979:HIS:HD2	2:B:981:VAL:CG1	2.27	0.48
1:D:851:ILE:CA	1:D:854:PHE:CD2	2.95	0.48
2:E:924:LYS:CD	2:E:945:TRP:HD1	2.27	0.48
1:J:755:LEU:HD12	1:J:763:VAL:HG21	1.95	0.48
1:J:795:ILE:HG22	1:J:802:VAL:HA	1.94	0.48
2:K:950:PHE:CE1	2:K:991:GLU:CB	2.97	0.48
2:K:979:HIS:HD2	2:K:981:VAL:CG1	2.27	0.48
1:M:778:VAL:HG12	1:M:779:ARG:N	2.29	0.48

Continued on next page...

Continued from previous page...

Atom-1	Atom-2	Interatomic distance (Å)	Clash overlap (Å)
2:N:925:ASN:HD21	2:N:1011:ASN:C	2.18	0.48
1:P:720:ASN:H	1:V:805:LEU:HD21	1.67	0.48
1:P:895:PHE:CD2	1:P:899:TYR:CE2	3.02	0.48
2:Q:916:LYS:HB2	2:Q:1029:VAL:CG2	2.44	0.48
2:Q:1000:ARG:NH1	3:R:1043:PRO:HG2	2.29	0.48
1:S:712:GLU:O	1:S:715:SER:HB2	2.13	0.48
2:T:936:MET:CE	2:T:1004:LYS:HB3	2.43	0.48
2:T:1000:ARG:NH1	3:U:1043:PRO:HG2	2.29	0.48
1:Y:795:ILE:HG22	1:Y:802:VAL:HA	1.94	0.48
1:Y:818:VAL:HG13	1:Y:820:ILE:CG2	2.44	0.48
2:Z:950:PHE:CE1	2:Z:991:GLU:CB	2.97	0.48
1:A:800:ALA:HB3	1:A:801:ARG:HG2	1.96	0.47
1:A:873:ILE:O	1:A:873:ILE:HG13	2.14	0.47
2:B:950:PHE:CE1	2:B:991:GLU:CB	2.97	0.47
3:C:1047:TRP:HA	3:C:1047:TRP:CE3	2.48	0.47
1:D:818:VAL:HG13	1:D:820:ILE:CG2	2.44	0.47
2:E:979:HIS:HD2	2:E:981:VAL:CG1	2.27	0.47
1:G:742:PRO:CD	1:G:774:ALA:HA	2.44	0.47
1:G:755:LEU:HD12	1:G:763:VAL:HG21	1.95	0.47
2:H:948:TYR:HB3	2:H:950:PHE:H	1.79	0.47
1:J:800:ALA:HB3	1:J:801:ARG:HG2	1.96	0.47
1:J:895:PHE:CD2	1:J:899:TYR:CE2	3.02	0.47
2:K:936:MET:CE	2:K:1004:LYS:HB3	2.43	0.47
2:K:948:TYR:HB3	2:K:950:PHE:H	1.79	0.47
2:K:976:PRO:HB3	2:K:992:THR:OG1	2.14	0.47
3:L:1047:TRP:HA	3:L:1047:TRP:CE3	2.48	0.47
1:M:755:LEU:HD12	1:M:763:VAL:HG21	1.95	0.47
1:M:762:GLN:HA	1:M:790:GLN:HA	1.95	0.47
1:M:895:PHE:CD2	1:M:899:TYR:CE2	3.02	0.47
2:N:950:PHE:CE1	2:N:991:GLU:CB	2.97	0.47
3:O:1047:TRP:HA	3:O:1047:TRP:CE3	2.48	0.47
1:P:762:GLN:HA	1:P:790:GLN:HA	1.95	0.47
1:P:768:SER:O	1:P:783:LYS:HB3	2.14	0.47
1:P:818:VAL:HG13	1:P:820:ILE:CG2	2.43	0.47
2:Q:915:LEU:HD23	2:Q:915:LEU:O	2.13	0.47
2:Q:925:ASN:HD21	2:Q:1011:ASN:C	2.18	0.47
1:S:778:VAL:HG22	2:T:916:LYS:NZ	2.29	0.47
1:S:801:ARG:NE	1:V:759:VAL:CG2	2.77	0.47
2:T:965:TYR:OH	1:V:752:GLY:CA	2.58	0.47
1:V:742:PRO:CD	1:V:774:ALA:HA	2.44	0.47
1:V:778:VAL:HG12	1:V:779:ARG:N	2.29	0.47

Continued on next page...

Continued from previous page...

Atom-1	Atom-2	Interatomic distance (Å)	Clash overlap (Å)
2:W:915:LEU:HD23	2:W:915:LEU:O	2.13	0.47
2:W:1009:ARG:HE	2:W:1009:ARG:HB2	1.40	0.47
1:Y:762:GLN:HA	1:Y:790:GLN:HA	1.95	0.47
1:A:845:LEU:HB3	1:A:849:ILE:HD11	1.95	0.47
1:D:795:ILE:HG22	1:D:802:VAL:HA	1.94	0.47
2:H:936:MET:CE	2:H:1004:LYS:HB3	2.43	0.47
2:H:976:PRO:HB3	2:H:992:THR:OG1	2.14	0.47
1:J:818:VAL:HG13	1:J:820:ILE:CG2	2.43	0.47
1:M:725:ARG:NH1	1:M:725:ARG:HG3	2.29	0.47
2:N:945:TRP:N	2:N:945:TRP:CE3	2.82	0.47
1:P:743:LYS:NZ	1:P:891:ARG:HA	2.28	0.47
2:Q:924:LYS:HD3	2:Q:945:TRP:HD1	1.79	0.47
1:S:795:ILE:HD11	1:S:876:THR:O	2.14	0.47
2:T:974:THR:HG22	2:T:975:LEU:H	1.76	0.47
2:T:976:PRO:HB3	2:T:992:THR:OG1	2.14	0.47
2:T:979:HIS:HD2	2:T:981:VAL:CG1	2.27	0.47
2:T:1000:ARG:O	2:T:1001:LEU:HB2	2.13	0.47
1:V:795:ILE:HG22	1:V:802:VAL:HA	1.94	0.47
2:W:924:LYS:CD	2:W:945:TRP:HD1	2.27	0.47
2:W:995:LYS:CG	2:W:996:GLU:H	2.27	0.47
2:W:1000:ARG:O	2:W:1001:LEU:HB2	2.13	0.47
1:Y:800:ALA:HB3	1:Y:801:ARG:HG2	1.96	0.47
1:Y:902:ALA:HB1	2:Z:912:THR:CG2	2.43	0.47
2:Z:924:LYS:CD	2:Z:945:TRP:HD1	2.27	0.47
2:Z:925:ASN:HD21	2:Z:1011:ASN:C	2.18	0.47
2:B:976:PRO:HB3	2:B:992:THR:OG1	2.14	0.47
1:D:743:LYS:O	1:G:810:ARG:NH2	2.48	0.47
1:D:811:ASN:HB3	1:D:816:THR:HB	1.91	0.47
1:G:800:ALA:HB3	1:G:801:ARG:HG2	1.96	0.47
2:H:924:LYS:CD	2:H:945:TRP:HD1	2.27	0.47
2:H:945:TRP:N	2:H:945:TRP:CE3	2.82	0.47
2:H:979:HIS:HD2	2:H:981:VAL:CG1	2.27	0.47
1:J:778:VAL:HG22	2:K:916:LYS:NZ	2.29	0.47
1:J:778:VAL:HG12	1:J:779:ARG:N	2.29	0.47
1:J:806:TRP:CD1	1:J:887:ILE:CG1	2.94	0.47
2:K:925:ASN:HD21	2:K:1011:ASN:C	2.18	0.47
1:M:742:PRO:CD	1:M:774:ALA:HA	2.44	0.47
1:M:768:SER:O	1:M:783:LYS:HB3	2.14	0.47
2:N:924:LYS:HD3	2:N:945:TRP:HD1	1.79	0.47
3:O:1057:ILE:HA	3:O:1058:PRO:HD3	1.60	0.47
1:S:725:ARG:NH1	1:S:725:ARG:HG3	2.30	0.47

Continued on next page...

Continued from previous page...

Atom-1	Atom-2	Interatomic distance (Å)	Clash overlap (Å)
2:T:915:LEU:HD23	2:T:915:LEU:O	2.13	0.47
2:T:995:LYS:CG	2:T:996:GLU:H	2.27	0.47
1:V:725:ARG:NH1	1:V:725:ARG:HG3	2.30	0.47
1:V:800:ALA:HB3	1:V:801:ARG:HG2	1.96	0.47
2:W:924:LYS:HD3	2:W:945:TRP:HD1	1.79	0.47
2:W:925:ASN:HD21	2:W:1011:ASN:C	2.18	0.47
2:W:976:PRO:HB3	2:W:992:THR:OG1	2.14	0.47
2:W:987:ILE:HG22	2:W:988:ILE:N	2.29	0.47
1:Y:768:SER:O	1:Y:783:LYS:HB3	2.14	0.47
2:Z:987:ILE:HG22	2:Z:988:ILE:N	2.29	0.47
2:B:924:LYS:HD3	2:B:945:TRP:HD1	1.79	0.47
2:B:975:LEU:HA	2:B:976:PRO:HD3	1.65	0.47
1:D:725:ARG:NH1	1:D:725:ARG:HG3	2.30	0.47
1:D:725:ARG:N	1:J:807:GLU:OE1	2.47	0.47
2:E:948:TYR:HB3	2:E:950:PHE:H	1.80	0.47
1:G:743:LYS:O	1:J:810:ARG:NH2	2.48	0.47
1:J:742:PRO:CD	1:J:774:ALA:HA	2.44	0.47
1:P:800:ALA:HB3	1:P:801:ARG:HG2	1.96	0.47
1:P:828:LEU:O	1:S:753:THR:HG22	2.13	0.47
1:P:902:ALA:HB1	2:Q:912:THR:CG2	2.43	0.47
2:Q:1000:ARG:O	2:Q:1001:LEU:HB2	2.13	0.47
3:X:1041:PRO:HA	3:X:1042:PRO:HD3	1.56	0.47
1:Y:725:ARG:NH1	1:Y:725:ARG:HG3	2.30	0.47
1:Y:778:VAL:HG12	1:Y:779:ARG:N	2.29	0.47
1:A:721:LEU:CD2	1:G:805:LEU:HB2	2.30	0.47
1:A:743:LYS:O	1:D:810:ARG:NH2	2.48	0.47
1:A:778:VAL:HG12	1:A:779:ARG:N	2.29	0.47
1:A:901:LEU:CD2	2:B:909:LYS:HG2	2.44	0.47
2:B:916:LYS:HB2	2:B:1029:VAL:CG2	2.44	0.47
1:D:778:VAL:HG22	2:E:916:LYS:NZ	2.29	0.47
1:D:901:LEU:HG	1:D:902:ALA:CB	2.39	0.47
2:E:924:LYS:HD3	2:E:945:TRP:HD1	1.79	0.47
2:E:995:LYS:CG	2:E:996:GLU:H	2.27	0.47
3:F:1047:TRP:CE3	3:F:1047:TRP:HA	2.48	0.47
1:G:768:SER:O	1:G:783:LYS:HB3	2.14	0.47
1:G:778:VAL:HG22	2:H:916:LYS:NZ	2.29	0.47
2:H:928:TYR:HD2	2:H:1008:VAL:HG12	1.80	0.47
1:J:725:ARG:NH1	1:J:725:ARG:HG3	2.30	0.47
1:J:743:LYS:O	1:M:810:ARG:NH2	2.48	0.47
2:K:984:ASN:O	2:K:985:ARG:HB3	2.15	0.47
1:M:800:ALA:HB3	1:M:801:ARG:HG2	1.96	0.47

Continued on next page...

Continued from previous page...

Atom-1	Atom-2	Interatomic distance (Å)	Clash overlap (Å)
2:N:979:HIS:HD2	2:N:981:VAL:CG1	2.27	0.47
2:N:984:ASN:O	2:N:985:ARG:HB3	2.15	0.47
1:P:725:ARG:NH1	1:P:725:ARG:HG3	2.30	0.47
1:P:742:PRO:CD	1:P:774:ALA:HA	2.44	0.47
1:P:795:ILE:HD11	1:P:876:THR:O	2.14	0.47
1:P:801:ARG:NE	1:S:759:VAL:CG2	2.77	0.47
1:P:806:TRP:CD1	1:P:887:ILE:CG1	2.94	0.47
2:Q:948:TYR:HB3	2:Q:950:PHE:H	1.79	0.47
2:Q:987:ILE:HG22	2:Q:988:ILE:N	2.29	0.47
1:S:742:PRO:CD	1:S:774:ALA:HA	2.44	0.47
2:T:987:ILE:HG22	2:T:988:ILE:N	2.29	0.47
2:W:916:LYS:HB2	2:W:1029:VAL:CG2	2.44	0.47
2:W:950:PHE:CE1	2:W:991:GLU:CB	2.97	0.47
1:Y:795:ILE:HD11	1:Y:876:THR:O	2.14	0.47
2:Z:948:TYR:HB3	2:Z:950:PHE:H	1.80	0.47
2:Z:995:LYS:CG	2:Z:996:GLU:H	2.27	0.47
2:Z:998:ARG:HD2	2:Z:1000:ARG:HH21	1.73	0.47
1:A:743:LYS:NZ	1:A:891:ARG:HA	2.28	0.47
2:E:984:ASN:O	2:E:985:ARG:HB3	2.15	0.47
2:E:998:ARG:HD2	2:E:1000:ARG:HH21	1.73	0.47
2:H:984:ASN:O	2:H:985:ARG:HB3	2.15	0.47
2:H:1000:ARG:NH1	3:I:1043:PRO:HG2	2.29	0.47
1:J:725:ARG:N	1:P:807:GLU:OE1	2.47	0.47
1:M:778:VAL:HG22	2:N:916:LYS:NZ	2.29	0.47
1:P:743:LYS:O	1:S:810:ARG:NH2	2.48	0.47
2:Q:979:HIS:HD2	2:Q:981:VAL:CG1	2.27	0.47
1:V:845:LEU:HB3	1:V:849:ILE:CD1	2.43	0.47
2:W:979:HIS:HD2	2:W:981:VAL:CG1	2.27	0.47
2:Z:945:TRP:N	2:Z:945:TRP:CE3	2.82	0.47
2:Z:976:PRO:HB3	2:Z:992:THR:OG1	2.14	0.47
2:Z:984:ASN:O	2:Z:985:ARG:HB3	2.15	0.47
2:Z:1000:ARG:O	2:Z:1001:LEU:HB2	2.13	0.47
1:A:764:SER:HB2	1:A:786:TRP:CZ3	2.47	0.47
1:A:818:VAL:HG13	1:A:820:ILE:CG2	2.43	0.47
1:A:833:ILE:HD13	1:A:885:VAL:CG2	2.38	0.47
2:B:924:LYS:CD	2:B:945:TRP:HD1	2.27	0.47
2:B:925:ASN:HD21	2:B:1011:ASN:C	2.18	0.47
2:B:948:TYR:HB3	2:B:950:PHE:H	1.80	0.47
2:B:987:ILE:HG22	2:B:988:ILE:N	2.29	0.47
2:B:995:LYS:CG	2:B:996:GLU:H	2.27	0.47
1:D:727:LYS:HG2	1:D:727:LYS:O	2.05	0.47

Continued on next page...

Continued from previous page...

Atom-1	Atom-2	Interatomic distance (Å)	Clash overlap (Å)
1:D:746:MET:HE3	1:D:886:SER:HB3	1.93	0.47
1:D:755:LEU:HD12	1:D:763:VAL:HG21	1.95	0.47
2:E:925:ASN:HD21	2:E:1011:ASN:C	2.18	0.47
2:E:928:TYR:HD2	2:E:1008:VAL:HG12	1.79	0.47
2:E:987:ILE:HG22	2:E:988:ILE:N	2.29	0.47
1:G:743:LYS:CE	1:J:808:ARG:HH22	2.28	0.47
1:G:778:VAL:HG12	1:G:779:ARG:N	2.29	0.47
1:G:874:PRO:HA	1:G:875:PRO:HD3	1.76	0.47
2:H:925:ASN:HD21	2:H:1011:ASN:C	2.18	0.47
2:H:953:PHE:N	2:H:987:ILE:HG23	2.30	0.47
2:H:987:ILE:HG22	2:H:988:ILE:N	2.29	0.47
2:H:995:LYS:CG	2:H:996:GLU:H	2.27	0.47
1:J:768:SER:O	1:J:783:LYS:HB3	2.14	0.47
1:J:858:LEU:HD23	1:J:858:LEU:N	2.30	0.47
2:K:987:ILE:HG22	2:K:988:ILE:N	2.29	0.47
3:L:1041:PRO:HA	3:L:1042:PRO:HD3	1.56	0.47
1:M:729:SER:HB2	1:P:891:ARG:CD	2.42	0.47
1:M:743:LYS:O	1:P:810:ARG:NH2	2.48	0.47
1:M:766:ARG:HA	1:M:786:TRP:HA	1.97	0.47
1:M:901:LEU:CD2	2:N:909:LYS:HG2	2.44	0.47
2:N:987:ILE:HG22	2:N:988:ILE:N	2.29	0.47
2:N:995:LYS:CG	2:N:996:GLU:H	2.27	0.47
1:P:755:LEU:HD12	1:P:763:VAL:HG21	1.95	0.47
1:P:766:ARG:HA	1:P:786:TRP:HA	1.97	0.47
1:P:839:ALA:HB1	1:P:841:MET:CG	2.45	0.47
1:P:845:LEU:HB3	1:P:849:ILE:CD1	2.43	0.47
2:Q:928:TYR:HD2	2:Q:1008:VAL:HG12	1.80	0.47
2:Q:950:PHE:CE1	2:Q:991:GLU:CB	2.97	0.47
2:Q:984:ASN:O	2:Q:985:ARG:HB3	2.15	0.47
2:Q:995:LYS:CG	2:Q:996:GLU:H	2.27	0.47
1:S:726:LEU:HD22	1:V:891:ARG:CZ	2.44	0.47
1:S:743:LYS:HE2	1:V:808:ARG:HH21	1.78	0.47
1:S:743:LYS:O	1:V:810:ARG:NH2	2.48	0.47
1:S:766:ARG:HA	1:S:786:TRP:HA	1.97	0.47
1:S:795:ILE:HG22	1:S:802:VAL:HA	1.94	0.47
1:S:800:ALA:HB3	1:S:801:ARG:HG2	1.96	0.47
1:S:845:LEU:HB3	1:S:849:ILE:CD1	2.43	0.47
1:S:901:LEU:CD2	2:T:909:LYS:HG2	2.44	0.47
2:T:916:LYS:HB2	2:T:1029:VAL:CG2	2.44	0.47
2:T:924:LYS:HD3	2:T:945:TRP:HD1	1.80	0.47
2:T:928:TYR:HD2	2:T:1008:VAL:HG12	1.80	0.47

Continued on next page...

Continued from previous page...

Atom-1	Atom-2	Interatomic distance (Å)	Clash overlap (Å)
1:V:727:LYS:HG2	1:V:727:LYS:O	2.05	0.47
1:V:768:SER:O	1:V:783:LYS:HB3	2.14	0.47
1:V:842:TRP:CH2	1:V:846:ARG:HB3	2.50	0.47
1:V:901:LEU:CD2	2:W:909:LYS:HG2	2.44	0.47
1:Y:743:LYS:NZ	1:Y:891:ARG:HA	2.29	0.47
1:Y:766:ARG:HA	1:Y:786:TRP:HA	1.97	0.47
1:Y:842:TRP:CH2	1:Y:846:ARG:HB3	2.50	0.47
1:Y:901:LEU:CD2	2:Z:909:LYS:HG2	2.44	0.47
2:Z:952:ARG:HG2	2:Z:989:GLU:HG3	1.97	0.47
1:A:801:ARG:NE	1:D:759:VAL:CG2	2.77	0.47
2:B:984:ASN:O	2:B:985:ARG:HB3	2.15	0.47
2:B:1000:ARG:NH1	3:C:1043:PRO:HG2	2.29	0.47
1:D:821:ASP:HB2	1:D:891:ARG:HH21	1.80	0.47
1:D:839:ALA:HB1	1:D:841:MET:CG	2.45	0.47
1:G:725:ARG:N	1:M:807:GLU:OE1	2.47	0.47
1:J:873:ILE:O	1:J:873:ILE:HG13	2.14	0.47
2:K:924:LYS:CD	2:K:945:TRP:HD1	2.27	0.47
1:M:858:LEU:HD23	1:M:858:LEU:N	2.30	0.47
2:N:928:TYR:HD2	2:N:1008:VAL:HG12	1.80	0.47
1:P:726:LEU:HD22	1:S:891:ARG:CZ	2.44	0.47
1:P:901:LEU:CD2	2:Q:909:LYS:HG2	2.44	0.47
2:Q:976:PRO:HB3	2:Q:992:THR:OG1	2.14	0.47
2:T:952:ARG:HG2	2:T:989:GLU:HG3	1.97	0.47
1:V:726:LEU:HD22	1:Y:891:ARG:CZ	2.44	0.47
1:A:725:ARG:NH1	1:A:725:ARG:HG3	2.30	0.47
1:A:768:SER:O	1:A:783:LYS:HB3	2.14	0.47
1:D:743:LYS:CE	1:G:808:ARG:HH22	2.28	0.47
1:D:766:ARG:HA	1:D:786:TRP:HA	1.97	0.47
1:D:778:VAL:HG12	1:D:779:ARG:N	2.29	0.47
1:D:873:ILE:O	1:D:873:ILE:HG13	2.14	0.47
1:D:901:LEU:CD2	2:E:909:LYS:HG2	2.44	0.47
2:E:965:TYR:OH	1:G:752:GLY:CA	2.58	0.47
1:G:901:LEU:HG	1:G:902:ALA:CB	2.39	0.47
1:J:778:VAL:HG22	2:K:916:LYS:HZ1	1.79	0.47
1:J:901:LEU:CD2	2:K:909:LYS:HG2	2.44	0.47
1:S:768:SER:O	1:S:783:LYS:HB3	2.14	0.47
2:T:950:PHE:CE1	2:T:991:GLU:CB	2.97	0.47
2:W:952:ARG:HG2	2:W:989:GLU:HG3	1.97	0.47
1:Y:845:LEU:HB3	1:Y:849:ILE:HD11	1.95	0.47
1:A:811:ASN:HB3	1:A:816:THR:HB	1.91	0.47
1:D:743:LYS:HE2	1:G:808:ARG:HH21	1.78	0.47

Continued on next page...

Continued from previous page...

Atom-1	Atom-2	Interatomic distance (Å)	Clash overlap (Å)
1:D:804:VAL:HG12	1:D:805:LEU:N	2.30	0.47
2:E:953:PHE:N	2:E:987:ILE:HG23	2.30	0.47
1:G:726:LEU:CB	1:J:891:ARG:NH1	2.50	0.47
1:G:766:ARG:HA	1:G:786:TRP:HA	1.97	0.47
1:G:839:ALA:HB1	1:G:841:MET:CG	2.45	0.47
1:G:858:LEU:HD23	1:G:858:LEU:N	2.30	0.47
1:J:766:ARG:HA	1:J:786:TRP:HA	1.97	0.47
1:J:804:VAL:HG12	1:J:805:LEU:N	2.30	0.47
1:M:726:LEU:HD22	1:P:891:ARG:CZ	2.44	0.47
1:S:818:VAL:HG13	1:S:820:ILE:CG2	2.43	0.47
1:S:839:ALA:HB1	1:S:841:MET:CG	2.45	0.47
2:T:945:TRP:N	2:T:945:TRP:CE3	2.82	0.47
2:W:948:TYR:HB3	2:W:950:PHE:H	1.80	0.47
1:A:806:TRP:CD1	1:A:887:ILE:CG1	2.94	0.46
1:A:851:ILE:CA	1:A:854:PHE:CD2	2.95	0.46
2:E:916:LYS:HB2	2:E:1029:VAL:CG2	2.44	0.46
1:G:873:ILE:O	1:G:873:ILE:HG13	2.14	0.46
2:K:924:LYS:HD3	2:K:945:TRP:HD1	1.79	0.46
2:K:928:TYR:HD2	2:K:1008:VAL:HG12	1.80	0.46
2:K:995:LYS:CG	2:K:996:GLU:H	2.28	0.46
1:M:734:MET:HE2	1:M:734:MET:HB2	1.57	0.46
1:M:804:VAL:HG12	1:M:805:LEU:N	2.30	0.46
1:M:873:ILE:O	1:M:873:ILE:HG13	2.14	0.46
1:P:804:VAL:HG12	1:P:805:LEU:N	2.30	0.46
2:Q:924:LYS:CD	2:Q:945:TRP:HD1	2.27	0.46
2:T:984:ASN:O	2:T:985:ARG:HB3	2.15	0.46
1:V:766:ARG:HA	1:V:786:TRP:HA	1.97	0.46
2:W:928:TYR:HD2	2:W:1008:VAL:HG12	1.79	0.46
1:Y:858:LEU:HD23	1:Y:858:LEU:N	2.30	0.46
1:A:755:LEU:HD12	1:A:763:VAL:HG21	1.95	0.46
1:A:766:ARG:HA	1:A:786:TRP:HA	1.97	0.46
2:E:928:TYR:HD2	2:E:1008:VAL:CG1	2.29	0.46
1:G:726:LEU:HD22	1:J:891:ARG:CZ	2.44	0.46
1:G:901:LEU:CD2	2:H:909:LYS:HG2	2.44	0.46
1:J:726:LEU:HD22	1:M:891:ARG:CZ	2.44	0.46
1:J:764:SER:HB2	1:J:786:TRP:CZ3	2.47	0.46
1:M:743:LYS:CE	1:P:808:ARG:HH22	2.28	0.46
1:M:764:SER:HB2	1:M:786:TRP:CZ3	2.47	0.46
1:M:821:ASP:HB2	1:M:891:ARG:HH21	1.80	0.46
1:M:833:ILE:HD13	1:M:885:VAL:CG2	2.38	0.46
1:M:839:ALA:HB1	1:M:841:MET:CG	2.45	0.46

Continued on next page...

Continued from previous page...

Atom-1	Atom-2	Interatomic distance (Å)	Clash overlap (Å)
2:T:948:TYR:HB3	2:T:950:PHE:H	1.80	0.46
2:W:928:TYR:HD2	2:W:1008:VAL:CG1	2.29	0.46
2:W:945:TRP:N	2:W:945:TRP:CE3	2.82	0.46
1:A:740:THR:HG23	1:A:892:ASP:HB3	1.97	0.46
2:B:928:TYR:HD2	2:B:1008:VAL:HG12	1.79	0.46
1:D:740:THR:HG23	1:D:892:ASP:HB3	1.97	0.46
1:D:764:SER:HB2	1:D:786:TRP:CZ3	2.47	0.46
1:G:740:THR:HG23	1:G:892:ASP:HB3	1.97	0.46
1:G:842:TRP:CH2	1:G:846:ARG:HB3	2.50	0.46
1:J:723:PRO:HA	1:J:724:ALA:HA	1.62	0.46
2:K:928:TYR:HD2	2:K:1008:VAL:CG1	2.29	0.46
2:Q:945:TRP:N	2:Q:945:TRP:CE3	2.82	0.46
1:S:874:PRO:HA	1:S:875:PRO:HD3	1.76	0.46
1:V:804:VAL:HG12	1:V:805:LEU:N	2.30	0.46
1:V:821:ASP:HB2	1:V:891:ARG:HH21	1.80	0.46
2:W:953:PHE:N	2:W:987:ILE:HG23	2.30	0.46
1:Y:804:VAL:HG12	1:Y:805:LEU:N	2.30	0.46
1:A:726:LEU:HD22	1:D:891:ARG:CZ	2.44	0.46
1:A:757:THR:HG23	1:A:877:LEU:HB3	1.97	0.46
1:A:787:VAL:HG21	1:A:809:ILE:HG12	1.97	0.46
2:B:1033:GLN:HG2	2:B:1034:ILE:N	2.31	0.46
1:D:726:LEU:HD22	1:G:891:ARG:CZ	2.44	0.46
1:D:757:THR:HG23	1:D:877:LEU:HB3	1.97	0.46
1:G:725:ARG:NH1	1:G:725:ARG:HG3	2.30	0.46
1:J:740:THR:HG23	1:J:892:ASP:HB3	1.97	0.46
1:J:851:ILE:CA	1:J:854:PHE:CD2	2.95	0.46
2:N:928:TYR:HD2	2:N:1008:VAL:CG1	2.29	0.46
2:N:952:ARG:HG2	2:N:989:GLU:HG3	1.97	0.46
1:P:764:SER:HB2	1:P:786:TRP:CZ3	2.47	0.46
1:P:821:ASP:HB2	1:P:891:ARG:HH21	1.80	0.46
1:P:850:MET:HE2	1:P:850:MET:CA	2.46	0.46
2:Q:952:ARG:HG2	2:Q:989:GLU:HG3	1.97	0.46
1:S:729:SER:HB2	1:V:891:ARG:CD	2.42	0.46
1:S:736:ASN:HD22	1:S:737:PRO:HD2	1.81	0.46
1:S:804:VAL:HG12	1:S:805:LEU:N	2.30	0.46
1:S:850:MET:HE2	1:S:850:MET:CA	2.46	0.46
1:V:736:ASN:HD22	1:V:737:PRO:HD2	1.81	0.46
1:V:778:VAL:HG22	2:W:916:LYS:HZ1	1.80	0.46
1:V:858:LEU:HD23	1:V:858:LEU:N	2.30	0.46
2:W:984:ASN:O	2:W:985:ARG:HB3	2.15	0.46
1:A:743:LYS:CE	1:D:808:ARG:HH22	2.28	0.46

Continued on next page...

Continued from previous page...

Atom-1	Atom-2	Interatomic distance (Å)	Clash overlap (Å)
1:A:804:VAL:HG12	1:A:805:LEU:N	2.30	0.46
1:A:810:ARG:HG3	1:A:811:ASN:N	2.31	0.46
1:A:839:ALA:HB1	1:A:841:MET:CG	2.45	0.46
2:B:952:ARG:HG2	2:B:989:GLU:HG3	1.97	0.46
2:B:1022:THR:HG23	2:B:1027:PRO:HA	1.98	0.46
3:F:1057:ILE:HA	3:F:1058:PRO:HD3	1.60	0.46
1:G:764:SER:HB2	1:G:786:TRP:CZ3	2.46	0.46
1:G:818:VAL:HG13	1:G:820:ILE:CG2	2.43	0.46
2:H:998:ARG:HD2	2:H:1000:ARG:HH21	1.73	0.46
2:H:1022:THR:HG23	2:H:1027:PRO:HA	1.98	0.46
1:J:821:ASP:HB2	1:J:891:ARG:HH21	1.80	0.46
1:J:842:TRP:CH2	1:J:846:ARG:HB3	2.50	0.46
1:M:740:THR:HG23	1:M:892:ASP:HB3	1.97	0.46
1:M:777:LEU:HB3	2:N:916:LYS:NZ	2.31	0.46
2:N:1022:THR:HG23	2:N:1027:PRO:HA	1.98	0.46
1:P:723:PRO:HA	1:P:724:ALA:HA	1.62	0.46
1:P:729:SER:HB2	1:S:891:ARG:CD	2.42	0.46
1:Y:821:ASP:HB2	1:Y:891:ARG:HH21	1.80	0.46
2:Z:953:PHE:N	2:Z:987:ILE:HG23	2.30	0.46
1:A:746:MET:HB3	1:A:886:SER:HG	1.80	0.46
1:A:858:LEU:HD23	1:A:858:LEU:N	2.30	0.46
1:G:804:VAL:HG12	1:G:805:LEU:N	2.30	0.46
1:G:821:ASP:HB2	1:G:891:ARG:HH21	1.80	0.46
1:J:721:LEU:CD2	1:P:805:LEU:C	2.75	0.46
1:M:850:MET:HE2	1:M:850:MET:CA	2.46	0.46
2:Q:928:TYR:HD2	2:Q:1008:VAL:CG1	2.29	0.46
2:Q:953:PHE:N	2:Q:987:ILE:HG23	2.30	0.46
1:S:858:LEU:HD23	1:S:858:LEU:N	2.30	0.46
1:S:873:ILE:O	1:S:873:ILE:HG13	2.14	0.46
1:Y:777:LEU:HB3	2:Z:916:LYS:NZ	2.31	0.46
2:Z:928:TYR:HD2	2:Z:1008:VAL:HG12	1.79	0.46
2:B:953:PHE:N	2:B:987:ILE:HG23	2.30	0.46
2:E:1022:THR:HG23	2:E:1027:PRO:HA	1.98	0.46
1:G:721:LEU:CD2	1:M:805:LEU:C	2.75	0.46
1:G:810:ARG:HG3	1:G:811:ASN:N	2.31	0.46
2:H:924:LYS:HD3	2:H:945:TRP:HD1	1.80	0.46
2:K:953:PHE:N	2:K:987:ILE:HG23	2.30	0.46
1:P:740:THR:HG23	1:P:892:ASP:HB3	1.97	0.46
1:P:743:LYS:CE	1:S:808:ARG:HH22	2.28	0.46
1:P:858:LEU:HD23	1:P:858:LEU:N	2.30	0.46
2:Q:965:TYR:OH	1:S:752:GLY:CA	2.58	0.46

Continued on next page...

Continued from previous page...

Atom-1	Atom-2	Interatomic distance (Å)	Clash overlap (Å)
2:Q:1022:THR:HG23	2:Q:1027:PRO:HA	1.98	0.46
1:S:821:ASP:HB2	1:S:891:ARG:HH21	1.80	0.46
2:T:953:PHE:N	2:T:987:ILE:HG23	2.30	0.46
2:T:1022:THR:HG23	2:T:1027:PRO:HA	1.98	0.46
2:T:1033:GLN:HG2	2:T:1034:ILE:N	2.31	0.46
1:Y:736:ASN:HD22	1:Y:737:PRO:HD2	1.81	0.46
1:Y:839:ALA:HB1	1:Y:841:MET:CG	2.45	0.46
2:Z:979:HIS:HD2	2:Z:981:VAL:CG1	2.27	0.46
1:D:756:ASP:HB3	1:D:758:THR:HB	1.98	0.46
1:D:777:LEU:HB3	2:E:916:LYS:NZ	2.31	0.46
1:D:833:ILE:HD13	1:D:885:VAL:CG2	2.38	0.46
2:E:952:ARG:HG2	2:E:989:GLU:HG3	1.97	0.46
1:G:756:ASP:HB3	1:G:758:THR:HB	1.98	0.46
1:J:756:ASP:HB3	1:J:758:THR:HB	1.98	0.46
1:J:833:ILE:HD13	1:J:885:VAL:CG2	2.38	0.46
1:J:901:LEU:HG	1:J:902:ALA:CB	2.39	0.46
2:K:952:ARG:HG2	2:K:989:GLU:HG3	1.97	0.46
2:K:954:GLU:HG3	2:K:987:ILE:CG1	2.46	0.46
2:K:1022:THR:HG23	2:K:1027:PRO:HA	1.98	0.46
1:M:747:ILE:HD11	1:M:889:VAL:HG21	1.98	0.46
2:N:954:GLU:HG3	2:N:987:ILE:CG1	2.46	0.46
1:P:736:ASN:HD22	1:P:737:PRO:HD2	1.81	0.46
1:P:747:ILE:HD11	1:P:889:VAL:HG21	1.98	0.46
1:P:873:ILE:O	1:P:873:ILE:HG13	2.14	0.46
2:Q:1033:GLN:HG2	2:Q:1034:ILE:N	2.31	0.46
1:S:734:MET:H	1:S:734:MET:HG3	1.42	0.46
2:T:930:MET:HE3	3:U:1053:VAL:CG2	2.41	0.46
3:U:1040:LYS:HG2	3:U:1041:PRO:N	2.31	0.46
1:V:743:LYS:O	1:Y:810:ARG:NH2	2.48	0.46
1:V:839:ALA:HB1	1:V:841:MET:CG	2.45	0.46
1:V:851:ILE:HA	1:V:854:PHE:HD2	1.77	0.46
1:Y:873:ILE:O	1:Y:873:ILE:HG13	2.14	0.46
2:Z:924:LYS:HD3	2:Z:945:TRP:HD1	1.79	0.46
2:Z:928:TYR:HD2	2:Z:1008:VAL:CG1	2.29	0.46
1:D:858:LEU:HD23	1:D:858:LEU:N	2.30	0.46
2:E:1033:GLN:HG2	2:E:1034:ILE:N	2.31	0.46
1:J:826:ASN:ND2	1:J:827:SER:H	2.14	0.46
2:K:998:ARG:HD2	2:K:1000:ARG:HH21	1.73	0.46
1:M:851:ILE:HA	1:M:854:PHE:HD2	1.77	0.46
1:P:833:ILE:HA	1:P:834:PRO:HD3	1.47	0.46
1:S:747:ILE:HD11	1:S:889:VAL:HG21	1.98	0.46

Continued on next page...

Continued from previous page...

Atom-1	Atom-2	Interatomic distance (Å)	Clash overlap (Å)
1:V:826:ASN:ND2	1:V:827:SER:H	2.14	0.46
2:Z:948:TYR:HB3	2:Z:949:ARG:H	1.60	0.46
1:A:826:ASN:ND2	1:A:827:SER:H	2.14	0.46
1:A:901:LEU:CB	1:A:902:ALA:CA	2.93	0.46
3:F:1059:VAL:HG13	3:F:1060:ASP:O	2.17	0.46
1:G:757:THR:HG23	1:G:877:LEU:HB3	1.97	0.46
1:G:887:ILE:HG22	1:G:888:PHE:C	2.37	0.46
2:H:965:TYR:HA	2:H:976:PRO:CG	2.46	0.46
1:J:747:ILE:HD11	1:J:889:VAL:HG21	1.98	0.46
1:M:756:ASP:HB3	1:M:758:THR:HB	1.98	0.46
1:M:842:TRP:CH2	1:M:846:ARG:HB3	2.50	0.46
2:Q:930:MET:HE3	3:R:1053:VAL:CG2	2.42	0.46
2:Q:954:GLU:HG3	2:Q:987:ILE:CG1	2.46	0.46
2:Q:982:GLY:HA3	2:Q:985:ARG:H	1.81	0.46
1:S:757:THR:HG23	1:S:877:LEU:HB3	1.97	0.46
1:V:734:MET:HE2	1:V:734:MET:HB2	1.49	0.46
1:V:747:ILE:HD11	1:V:889:VAL:HG21	1.98	0.46
3:X:1057:ILE:HD13	3:X:1057:ILE:HA	1.70	0.46
2:B:965:TYR:HA	2:B:976:PRO:CG	2.46	0.45
1:D:747:ILE:HD11	1:D:889:VAL:HG21	1.98	0.45
1:D:826:ASN:ND2	1:D:827:SER:H	2.14	0.45
1:J:810:ARG:HG3	1:J:811:ASN:N	2.31	0.45
1:J:839:ALA:HB1	1:J:841:MET:CG	2.45	0.45
2:K:965:TYR:HA	2:K:976:PRO:CG	2.46	0.45
1:M:736:ASN:HD22	1:M:737:PRO:HD2	1.81	0.45
1:M:826:ASN:ND2	1:M:827:SER:H	2.14	0.45
2:N:953:PHE:N	2:N:987:ILE:HG23	2.30	0.45
1:P:756:ASP:HB3	1:P:758:THR:HB	1.98	0.45
1:P:777:LEU:HB3	2:Q:916:LYS:NZ	2.31	0.45
2:Q:916:LYS:HA	2:Q:1028:ASP:OD2	2.16	0.45
1:S:740:THR:HG23	1:S:892:ASP:HB3	1.97	0.45
1:S:742:PRO:HG2	1:S:774:ALA:HA	1.98	0.45
1:S:764:SER:HB2	1:S:786:TRP:CZ3	2.47	0.45
2:T:998:ARG:HD2	2:T:1000:ARG:HH21	1.73	0.45
2:W:916:LYS:HA	2:W:1028:ASP:OD2	2.16	0.45
1:Y:757:THR:HG23	1:Y:877:LEU:HB3	1.97	0.45
2:Z:1033:GLN:HG2	2:Z:1034:ILE:N	2.31	0.45
1:A:736:ASN:HD22	1:A:737:PRO:HD2	1.81	0.45
1:A:747:ILE:HD11	1:A:889:VAL:HG21	1.98	0.45
1:A:756:ASP:HB3	1:A:758:THR:HB	1.98	0.45
1:A:821:ASP:HB2	1:A:891:ARG:HH21	1.80	0.45

Continued on next page...

Continued from previous page...

Atom-1	Atom-2	Interatomic distance (Å)	Clash overlap (Å)
1:A:902:ALA:HB1	2:B:912:THR:CG2	2.43	0.45
2:B:928:TYR:HD2	2:B:1008:VAL:CG1	2.29	0.45
1:D:726:LEU:HD12	1:G:890:ALA:C	2.37	0.45
1:D:742:PRO:HG2	1:D:774:ALA:HA	1.98	0.45
1:D:903:ASP:HB2	1:D:904:ASN:HA	1.99	0.45
2:E:965:TYR:HA	2:E:976:PRO:CG	2.46	0.45
1:G:742:PRO:HG2	1:G:774:ALA:HA	1.98	0.45
1:G:747:ILE:HD11	1:G:889:VAL:HG21	1.98	0.45
1:G:833:ILE:HD13	1:G:885:VAL:CG2	2.38	0.45
1:J:734:MET:HE2	1:J:734:MET:HB2	1.52	0.45
2:K:916:LYS:HA	2:K:1028:ASP:OD2	2.16	0.45
3:L:1057:ILE:HA	3:L:1058:PRO:HD3	1.60	0.45
3:O:1040:LYS:HG2	3:O:1041:PRO:N	2.31	0.45
1:P:742:PRO:HG2	1:P:774:ALA:HA	1.98	0.45
1:S:734:MET:HB2	1:S:734:MET:HE2	1.51	0.45
1:S:736:ASN:HA	1:S:737:PRO:HD3	1.76	0.45
1:S:826:ASN:ND2	1:S:827:SER:H	2.14	0.45
2:T:1009:ARG:HE	2:T:1009:ARG:HB2	1.40	0.45
1:V:802:VAL:HG22	1:V:803:PHE:O	2.17	0.45
2:W:998:ARG:HD2	2:W:1000:ARG:HH21	1.73	0.45
2:Z:982:GLY:HA3	2:Z:985:ARG:H	1.81	0.45
2:B:916:LYS:HA	2:B:1028:ASP:OD2	2.16	0.45
3:C:1059:VAL:HG13	3:C:1060:ASP:O	2.16	0.45
1:D:730:ARG:HE	1:D:730:ARG:HB3	1.68	0.45
1:D:736:ASN:HA	1:D:737:PRO:HD3	1.76	0.45
1:G:725:ARG:HH11	1:G:725:ARG:HG3	1.81	0.45
1:G:726:LEU:HD12	1:J:890:ALA:C	2.37	0.45
2:H:952:ARG:HG2	2:H:989:GLU:HG3	1.97	0.45
3:I:1061:THR:HB	3:I:1062:GLN:H	1.56	0.45
1:M:721:LEU:CD2	1:S:805:LEU:C	2.75	0.45
1:P:725:ARG:N	1:V:807:GLU:OE1	2.47	0.45
1:P:826:ASN:ND2	1:P:827:SER:H	2.14	0.45
3:R:1059:VAL:HG13	3:R:1060:ASP:O	2.16	0.45
1:S:749:CYS:CB	1:S:765:CYS:HG	2.29	0.45
1:S:777:LEU:HB3	2:T:916:LYS:NZ	2.31	0.45
1:S:802:VAL:HG22	1:S:803:PHE:O	2.16	0.45
2:W:954:GLU:HG3	2:W:987:ILE:CG1	2.46	0.45
2:Z:1022:THR:HG23	2:Z:1027:PRO:HA	1.98	0.45
2:B:941:PRO:HA	2:B:955:PHE:CE1	2.51	0.45
1:D:787:VAL:HG21	1:D:809:ILE:HG12	1.97	0.45
1:D:802:VAL:CG2	1:D:803:PHE:H	2.26	0.45

Continued on next page...

Continued from previous page...

Atom-1	Atom-2	Interatomic distance (Å)	Clash overlap (Å)
1:D:869:SER:O	1:D:872:SER:HB3	2.17	0.45
1:D:887:ILE:HG22	1:D:888:PHE:C	2.37	0.45
1:G:902:ALA:HB1	2:H:912:THR:CG2	2.43	0.45
2:H:916:LYS:HB2	2:H:1029:VAL:CG2	2.44	0.45
2:H:916:LYS:HA	2:H:1028:ASP:OD2	2.16	0.45
2:H:954:GLU:HG3	2:H:987:ILE:CG1	2.46	0.45
2:H:980:VAL:CG1	1:J:766:ARG:HH12	2.18	0.45
2:H:1033:GLN:HG2	2:H:1034:ILE:N	2.31	0.45
3:I:1059:VAL:HG13	3:I:1060:ASP:O	2.16	0.45
1:J:725:ARG:HH11	1:J:725:ARG:HG3	1.81	0.45
1:J:736:ASN:HD22	1:J:737:PRO:HD2	1.81	0.45
1:J:895:PHE:HD2	1:J:899:TYR:CE2	2.35	0.45
1:J:903:ASP:HB2	1:J:904:ASN:HA	1.99	0.45
1:M:721:LEU:C	1:S:805:LEU:C	2.75	0.45
2:N:916:LYS:HA	2:N:1028:ASP:OD2	2.16	0.45
2:N:982:GLY:HA3	2:N:985:ARG:H	1.81	0.45
1:P:895:PHE:HD2	1:P:899:TYR:CE2	2.35	0.45
1:S:727:LYS:HG2	1:S:727:LYS:O	2.05	0.45
1:S:833:ILE:HA	1:S:834:PRO:HD3	1.47	0.45
2:T:916:LYS:HA	2:T:1028:ASP:OD2	2.16	0.45
2:T:928:TYR:HD2	2:T:1008:VAL:CG1	2.29	0.45
2:T:954:GLU:HG3	2:T:987:ILE:CG1	2.46	0.45
2:W:980:VAL:CG1	1:Y:766:ARG:HH12	2.18	0.45
2:W:1022:THR:HG23	2:W:1027:PRO:HA	1.98	0.45
2:W:1033:GLN:HG2	2:W:1034:ILE:N	2.31	0.45
1:Y:887:ILE:HG22	1:Y:888:PHE:C	2.37	0.45
2:Z:954:GLU:HG3	2:Z:987:ILE:CG1	2.46	0.45
1:A:725:ARG:HH11	1:A:725:ARG:HG3	1.81	0.45
1:A:903:ASP:HB2	1:A:904:ASN:HA	1.99	0.45
2:B:954:GLU:HG3	2:B:987:ILE:CG1	2.46	0.45
2:E:916:LYS:HA	2:E:1028:ASP:OD2	2.16	0.45
1:G:869:SER:O	1:G:872:SER:HB3	2.17	0.45
1:G:895:PHE:HD2	1:G:899:TYR:CE2	2.35	0.45
1:G:903:ASP:HB2	1:G:904:ASN:HA	1.99	0.45
2:H:928:TYR:HD2	2:H:1008:VAL:CG1	2.29	0.45
3:I:1041:PRO:HA	3:I:1042:PRO:HD3	1.56	0.45
1:J:743:LYS:CE	1:M:808:ARG:HH22	2.28	0.45
1:M:895:PHE:HD2	1:M:899:TYR:CE2	2.35	0.45
1:M:903:ASP:HB2	1:M:904:ASN:HA	1.99	0.45
2:N:930:MET:HE3	3:O:1053:VAL:CG2	2.41	0.45
1:P:810:ARG:HG3	1:P:811:ASN:N	2.31	0.45

Continued on next page...

Continued from previous page...

Atom-1	Atom-2	Interatomic distance (Å)	Clash overlap (Å)
1:S:756:ASP:HB3	1:S:758:THR:HB	1.98	0.45
1:V:740:THR:HG23	1:V:892:ASP:HB3	1.97	0.45
1:V:887:ILE:HG22	1:V:888:PHE:C	2.37	0.45
1:V:895:PHE:HD2	1:V:899:TYR:CE2	2.35	0.45
1:Y:747:ILE:HD11	1:Y:889:VAL:HG21	1.98	0.45
2:Z:916:LYS:HA	2:Z:1028:ASP:OD2	2.16	0.45
1:A:842:TRP:CH2	1:A:846:ARG:HB3	2.50	0.45
1:A:887:ILE:HG22	1:A:889:VAL:N	2.32	0.45
1:D:725:ARG:HH11	1:D:725:ARG:HG3	1.81	0.45
1:D:810:ARG:HG3	1:D:811:ASN:N	2.31	0.45
1:G:826:ASN:ND2	1:G:827:SER:H	2.14	0.45
2:H:948:TYR:HB3	2:H:949:ARG:H	1.60	0.45
1:J:726:LEU:HD12	1:M:890:ALA:C	2.37	0.45
1:J:887:ILE:HG22	1:J:888:PHE:C	2.37	0.45
2:N:998:ARG:HD2	2:N:1000:ARG:HH21	1.73	0.45
3:O:1041:PRO:HA	3:O:1042:PRO:HD3	1.56	0.45
2:Q:998:ARG:HD2	2:Q:1000:ARG:HH21	1.73	0.45
1:S:806:TRP:CD1	1:S:887:ILE:CG1	2.94	0.45
2:T:965:TYR:HA	2:T:976:PRO:CG	2.46	0.45
3:U:1059:VAL:HG13	3:U:1060:ASP:O	2.16	0.45
1:V:742:PRO:HG2	1:V:774:ALA:HA	1.98	0.45
3:X:1059:VAL:HG13	3:X:1060:ASP:O	2.16	0.45
1:A:734:MET:H	1:A:734:MET:HG3	1.42	0.45
1:D:895:PHE:HD2	1:D:899:TYR:CE2	2.35	0.45
2:E:941:PRO:HA	2:E:955:PHE:CE1	2.51	0.45
1:G:736:ASN:HD22	1:G:737:PRO:HD2	1.81	0.45
2:H:930:MET:HE3	3:I:1053:VAL:CG2	2.42	0.45
2:H:941:PRO:HA	2:H:955:PHE:CE1	2.51	0.45
1:J:850:MET:HE3	1:J:850:MET:HB2	1.79	0.45
1:M:787:VAL:HG21	1:M:809:ILE:HG12	1.97	0.45
1:M:810:ARG:HG3	1:M:811:ASN:N	2.31	0.45
2:N:1033:GLN:HG2	2:N:1034:ILE:N	2.31	0.45
1:P:903:ASP:HB2	1:P:904:ASN:HA	1.99	0.45
1:S:887:ILE:HG22	1:S:888:PHE:C	2.37	0.45
1:S:895:PHE:HD2	1:S:899:TYR:CE2	2.35	0.45
2:T:982:GLY:HA3	2:T:985:ARG:H	1.81	0.45
2:W:982:GLY:HA3	2:W:985:ARG:H	1.81	0.45
1:Y:730:ARG:HE	1:Y:730:ARG:HB3	1.68	0.45
1:Y:787:VAL:HG21	1:Y:809:ILE:HG12	1.97	0.45
1:Y:826:ASN:ND2	1:Y:827:SER:H	2.14	0.45
1:Y:895:PHE:HD2	1:Y:899:TYR:CE2	2.35	0.45

Continued on next page...

Continued from previous page...

Atom-1	Atom-2	Interatomic distance (Å)	Clash overlap (Å)
1:A:743:LYS:HE2	1:D:808:ARG:HH21	1.78	0.45
1:D:778:VAL:CG1	1:D:780:LEU:CD2	2.95	0.45
2:E:930:MET:HA	2:E:1008:VAL:HA	1.99	0.45
1:G:778:VAL:CG1	1:G:780:LEU:CD2	2.95	0.45
1:G:828:LEU:O	1:J:753:THR:HG23	2.17	0.45
1:G:887:ILE:HG22	1:G:889:VAL:N	2.32	0.45
2:H:962:PRO:CB	2:H:999:ILE:HG22	2.47	0.45
1:J:778:VAL:CG1	1:J:780:LEU:CD2	2.95	0.45
1:J:802:VAL:HG22	1:J:803:PHE:O	2.17	0.45
1:J:887:ILE:HG22	1:J:889:VAL:N	2.32	0.45
2:K:930:MET:HA	2:K:1008:VAL:HA	1.99	0.45
2:K:941:PRO:HA	2:K:955:PHE:CE1	2.51	0.45
1:M:726:LEU:HD12	1:P:890:ALA:C	2.37	0.45
1:M:802:VAL:HG22	1:M:803:PHE:O	2.17	0.45
2:N:962:PRO:CB	2:N:999:ILE:HG22	2.47	0.45
2:N:975:LEU:HA	2:N:976:PRO:HD3	1.65	0.45
1:V:756:ASP:HB3	1:V:758:THR:HB	1.98	0.45
1:V:806:TRP:CD1	1:V:887:ILE:CG1	2.94	0.45
1:V:851:ILE:CA	1:V:854:PHE:CD2	2.95	0.45
1:V:887:ILE:HG22	1:V:889:VAL:N	2.32	0.45
1:Y:740:THR:HG23	1:Y:892:ASP:HB3	1.97	0.45
1:Y:903:ASP:HB2	1:Y:904:ASN:HA	1.99	0.45
1:A:727:LYS:HG2	1:A:727:LYS:O	2.05	0.45
1:A:802:VAL:HG22	1:A:803:PHE:O	2.17	0.45
1:A:887:ILE:HG22	1:A:888:PHE:C	2.37	0.45
1:D:736:ASN:HD22	1:D:737:PRO:HD2	1.81	0.45
1:D:802:VAL:HG22	1:D:803:PHE:O	2.17	0.45
1:D:828:LEU:O	1:G:753:THR:HG23	2.17	0.45
1:G:777:LEU:HB3	2:H:916:LYS:NZ	2.31	0.45
1:G:840:HIS:HD2	1:G:843:GLU:OE2	2.00	0.45
2:H:930:MET:HA	2:H:1008:VAL:HA	1.99	0.45
3:I:1057:ILE:HA	3:I:1058:PRO:HD3	1.60	0.45
1:J:720:ASN:CG	1:P:792:THR:HG22	2.37	0.45
1:J:742:PRO:HG2	1:J:774:ALA:HA	1.98	0.45
1:M:720:ASN:CG	1:S:792:THR:HG22	2.37	0.45
1:M:742:PRO:HG2	1:M:774:ALA:HA	1.98	0.45
1:M:840:HIS:HD2	1:M:843:GLU:OE2	2.00	0.45
3:O:1059:VAL:HG13	3:O:1060:ASP:N	2.32	0.45
3:O:1059:VAL:HG13	3:O:1060:ASP:O	2.17	0.45
1:P:787:VAL:HG21	1:P:809:ILE:HG12	1.97	0.45
1:P:802:VAL:HG22	1:P:803:PHE:O	2.17	0.45

Continued on next page...

Continued from previous page...

Atom-1	Atom-2	Interatomic distance (Å)	Clash overlap (Å)
1:P:828:LEU:O	1:S:753:THR:HG23	2.17	0.45
1:P:887:ILE:HG22	1:P:888:PHE:C	2.37	0.45
1:S:723:PRO:HA	1:S:724:ALA:HA	1.62	0.45
1:S:887:ILE:HG22	1:S:889:VAL:N	2.32	0.45
2:T:962:PRO:CB	2:T:999:ILE:HG22	2.47	0.45
1:V:764:SER:HB2	1:V:786:TRP:CZ3	2.47	0.45
2:W:965:TYR:HA	2:W:976:PRO:CG	2.46	0.45
2:Z:941:PRO:HA	2:Z:955:PHE:CE1	2.51	0.45
2:Z:962:PRO:CB	2:Z:999:ILE:HG22	2.47	0.45
1:A:720:ASN:CG	1:G:792:THR:HG22	2.37	0.45
1:A:742:PRO:HG2	1:A:774:ALA:HA	1.98	0.45
1:A:758:THR:HG23	1:A:876:THR:HG21	1.99	0.45
1:A:778:VAL:CG1	1:A:780:LEU:CD2	2.95	0.45
1:A:840:HIS:HD2	1:A:843:GLU:OE2	2.00	0.45
1:A:869:SER:O	1:A:872:SER:HB3	2.17	0.45
1:D:758:THR:HG23	1:D:876:THR:HG21	1.99	0.45
1:G:720:ASN:CG	1:M:792:THR:HG22	2.37	0.45
1:J:828:LEU:O	1:M:753:THR:HG23	2.17	0.45
3:L:1057:ILE:HA	3:L:1057:ILE:HD13	1.70	0.45
3:L:1059:VAL:HG13	3:L:1060:ASP:O	2.16	0.45
2:N:930:MET:HA	2:N:1008:VAL:HA	1.99	0.45
1:P:842:TRP:CH2	1:P:846:ARG:HB3	2.50	0.45
2:Q:965:TYR:HA	2:Q:976:PRO:CG	2.46	0.45
2:Q:1026:SER:HA	2:Q:1027:PRO:HD3	1.70	0.45
1:S:745:LYS:HD3	1:S:771:VAL:CG1	2.37	0.45
1:S:745:LYS:HG3	1:S:746:MET:N	2.32	0.45
1:S:869:SER:O	1:S:872:SER:HB3	2.17	0.45
1:S:903:ASP:HB2	1:S:904:ASN:HA	1.99	0.45
1:V:778:VAL:CG1	1:V:780:LEU:CD2	2.95	0.45
1:V:873:ILE:O	1:V:873:ILE:HG13	2.14	0.45
1:Y:749:CYS:CB	1:Y:765:CYS:HG	2.30	0.45
1:Y:802:VAL:HG22	1:Y:803:PHE:O	2.17	0.45
2:Z:967:ILE:HD13	2:Z:967:ILE:HA	1.80	0.45
1:A:777:LEU:HB3	2:B:916:LYS:NZ	2.31	0.44
1:D:720:ASN:CG	1:J:792:THR:HG22	2.37	0.44
1:D:840:HIS:HD2	1:D:843:GLU:OE2	2.00	0.44
2:E:916:LYS:HD2	2:E:1029:VAL:HB	2.00	0.44
1:G:745:LYS:HG3	1:G:746:MET:N	2.32	0.44
1:G:746:MET:HB3	1:G:886:SER:HG	1.79	0.44
1:G:850:MET:HE2	1:G:850:MET:CA	2.47	0.44
3:I:1055:LYS:N	3:I:1055:LYS:HD3	2.32	0.44

Continued on next page...

Continued from previous page...

Atom-1	Atom-2	Interatomic distance (Å)	Clash overlap (Å)
1:J:721:LEU:C	1:P:805:LEU:C	2.75	0.44
1:J:757:THR:HG23	1:J:877:LEU:HB3	1.97	0.44
1:J:808:ARG:HG2	1:J:818:VAL:C	2.38	0.44
1:J:840:HIS:HD2	1:J:843:GLU:OE2	2.00	0.44
2:K:930:MET:HE3	3:L:1053:VAL:CG2	2.41	0.44
2:K:1006:VAL:HG12	2:K:1007:GLY:H	1.83	0.44
1:M:757:THR:HG23	1:M:877:LEU:HB3	1.97	0.44
2:N:967:ILE:HD13	2:N:967:ILE:HA	1.80	0.44
1:P:720:ASN:CG	1:V:792:THR:HG22	2.37	0.44
1:P:869:SER:O	1:P:872:SER:HB3	2.17	0.44
1:S:720:ASN:CG	1:Y:792:THR:HG22	2.37	0.44
1:S:725:ARG:HH11	1:S:725:ARG:HG3	1.81	0.44
1:S:743:LYS:CE	1:V:808:ARG:HH22	2.28	0.44
1:S:840:HIS:HD2	1:S:843:GLU:OE2	2.00	0.44
1:V:725:ARG:HH11	1:V:725:ARG:HG3	1.81	0.44
1:V:828:LEU:O	1:Y:753:THR:HG23	2.17	0.44
1:V:869:SER:O	1:V:872:SER:HB3	2.17	0.44
1:V:903:ASP:HB2	1:V:904:ASN:HA	1.99	0.44
3:X:1059:VAL:HG13	3:X:1060:ASP:N	2.32	0.44
1:Y:734:MET:HB2	1:Y:734:MET:HE2	1.45	0.44
1:Y:756:ASP:HB3	1:Y:758:THR:HB	1.98	0.44
2:Z:955:PHE:HD1	2:Z:955:PHE:HA	1.56	0.44
1:A:828:LEU:O	1:D:753:THR:HG23	2.17	0.44
1:A:895:PHE:HD2	1:A:899:TYR:CE2	2.35	0.44
2:B:930:MET:HA	2:B:1008:VAL:HA	1.99	0.44
1:D:808:ARG:HG2	1:D:818:VAL:C	2.38	0.44
1:D:887:ILE:HG22	1:D:889:VAL:N	2.32	0.44
2:E:930:MET:HE3	3:F:1053:VAL:CG2	2.41	0.44
2:E:982:GLY:HA3	2:E:985:ARG:H	1.81	0.44
1:G:730:ARG:HE	1:G:730:ARG:HB3	1.68	0.44
1:G:758:THR:HG23	1:G:876:THR:HG21	1.99	0.44
1:G:802:VAL:HG22	1:G:803:PHE:O	2.17	0.44
1:G:808:ARG:HG2	1:G:818:VAL:C	2.38	0.44
1:J:749:CYS:CB	1:J:765:CYS:HG	2.30	0.44
1:M:887:ILE:HG22	1:M:889:VAL:N	2.32	0.44
2:N:941:PRO:HA	2:N:955:PHE:CE1	2.52	0.44
2:N:965:TYR:HA	2:N:976:PRO:CG	2.46	0.44
1:P:726:LEU:HD12	1:S:890:ALA:C	2.37	0.44
1:P:734:MET:HE2	1:P:734:MET:HB2	1.54	0.44
1:P:743:LYS:HE2	1:S:808:ARG:HH21	1.78	0.44
1:S:810:ARG:HG3	1:S:811:ASN:N	2.31	0.44

Continued on next page...

Continued from previous page...

Atom-1	Atom-2	Interatomic distance (Å)	Clash overlap (Å)
1:S:828:LEU:O	1:V:753:THR:HG23	2.16	0.44
1:Y:742:PRO:HG2	1:Y:774:ALA:HA	1.98	0.44
1:Y:851:ILE:CA	1:Y:854:PHE:CD2	2.95	0.44
1:Y:869:SER:O	1:Y:872:SER:HB3	2.17	0.44
1:D:729:SER:HB3	1:G:891:ARG:HD2	1.99	0.44
2:E:954:GLU:HG3	2:E:987:ILE:CG1	2.46	0.44
2:H:982:GLY:HA3	2:H:985:ARG:H	1.81	0.44
2:H:1006:VAL:HG12	2:H:1007:GLY:H	1.83	0.44
2:K:982:GLY:HA3	2:K:985:ARG:H	1.81	0.44
1:M:778:VAL:CG1	1:M:780:LEU:CD2	2.95	0.44
1:M:869:SER:O	1:M:872:SER:HB3	2.17	0.44
2:N:1006:VAL:HG12	2:N:1007:GLY:H	1.83	0.44
1:P:745:LYS:HG3	1:P:746:MET:N	2.32	0.44
2:Q:919:ALA:HB3	2:Q:1026:SER:OG	2.18	0.44
2:Q:930:MET:HA	2:Q:1008:VAL:HA	1.99	0.44
2:T:919:ALA:HB3	2:T:1026:SER:OG	2.18	0.44
1:V:745:LYS:HG3	1:V:746:MET:N	2.32	0.44
1:V:757:THR:HG23	1:V:877:LEU:HB3	1.97	0.44
2:W:941:PRO:HA	2:W:955:PHE:CE1	2.51	0.44
2:W:967:ILE:HD13	2:W:967:ILE:HA	1.80	0.44
1:Y:725:ARG:HH11	1:Y:725:ARG:HG3	1.81	0.44
1:Y:842:TRP:HA	1:Y:842:TRP:HE3	1.82	0.44
1:A:749:CYS:CB	1:A:765:CYS:HG	2.30	0.44
1:D:745:LYS:HG3	1:D:746:MET:N	2.32	0.44
2:E:1006:VAL:HG12	2:E:1007:GLY:H	1.83	0.44
2:E:1024:THR:CG2	2:E:1025:ALA:N	2.81	0.44
1:J:745:LYS:HG3	1:J:746:MET:N	2.32	0.44
2:K:916:LYS:HD2	2:K:1029:VAL:HB	2.00	0.44
1:M:887:ILE:HG22	1:M:888:PHE:C	2.37	0.44
1:P:725:ARG:HH11	1:P:725:ARG:HG3	1.81	0.44
1:P:808:ARG:HG2	1:P:818:VAL:C	2.38	0.44
2:Q:966:MET:HE2	2:Q:974:THR:HB	1.99	0.44
1:S:729:SER:HB3	1:V:891:ARG:HD2	1.99	0.44
1:S:787:VAL:HG21	1:S:809:ILE:HG12	1.97	0.44
1:S:851:ILE:CA	1:S:854:PHE:CD2	2.95	0.44
2:T:966:MET:HE2	2:T:974:THR:HB	1.99	0.44
1:V:810:ARG:HG3	1:V:811:ASN:N	2.31	0.44
2:W:919:ALA:HB3	2:W:1026:SER:OG	2.18	0.44
1:Y:810:ARG:HG3	1:Y:811:ASN:N	2.31	0.44
1:Y:839:ALA:HB1	1:Y:841:MET:HG3	2.00	0.44
1:Y:840:HIS:HD2	1:Y:843:GLU:OE2	2.00	0.44

Continued on next page...

Continued from previous page...

Atom-1	Atom-2	Interatomic distance (Å)	Clash overlap (Å)
2:Z:965:TYR:HA	2:Z:976:PRO:CG	2.46	0.44
1:A:745:LYS:HG3	1:A:746:MET:N	2.32	0.44
1:A:802:VAL:CG2	1:A:803:PHE:H	2.26	0.44
1:J:724:ALA:C	1:J:725:ARG:HD2	2.38	0.44
1:J:726:LEU:CB	1:M:891:ARG:NH1	2.50	0.44
1:J:758:THR:HG23	1:J:876:THR:HG21	1.99	0.44
1:J:851:ILE:HA	1:J:854:PHE:HD2	1.77	0.44
2:K:965:TYR:HD1	2:K:976:PRO:CD	2.31	0.44
1:M:725:ARG:HH11	1:M:725:ARG:HG3	1.81	0.44
1:P:757:THR:HG23	1:P:877:LEU:HB3	1.97	0.44
1:S:778:VAL:CG1	1:S:780:LEU:CD2	2.95	0.44
1:V:839:ALA:HB1	1:V:841:MET:HG3	2.00	0.44
2:W:966:MET:HE2	2:W:974:THR:HB	1.99	0.44
2:Z:919:ALA:HB3	2:Z:1026:SER:OG	2.18	0.44
2:B:962:PRO:CB	2:B:999:ILE:HG22	2.47	0.44
2:B:1006:VAL:HG12	2:B:1007:GLY:H	1.83	0.44
1:D:901:LEU:CB	1:D:902:ALA:CA	2.93	0.44
2:N:919:ALA:HB3	2:N:1026:SER:OG	2.18	0.44
2:Q:941:PRO:HA	2:Q:955:PHE:CE1	2.51	0.44
1:S:726:LEU:HD12	1:V:890:ALA:C	2.37	0.44
2:T:941:PRO:HA	2:T:955:PHE:CE1	2.51	0.44
2:T:965:TYR:HD1	2:T:976:PRO:CD	2.31	0.44
2:T:1006:VAL:HG12	2:T:1007:GLY:H	1.83	0.44
3:U:1059:VAL:HG13	3:U:1060:ASP:N	2.32	0.44
1:V:729:SER:HB3	1:Y:891:ARG:HD2	1.99	0.44
1:V:733:VAL:HA	1:Y:816:THR:N	2.32	0.44
2:W:1006:VAL:HG12	2:W:1007:GLY:H	1.83	0.44
1:Y:887:ILE:HG22	1:Y:889:VAL:N	2.32	0.44
2:Z:916:LYS:HD2	2:Z:1029:VAL:HB	2.00	0.44
2:E:965:TYR:HD1	2:E:976:PRO:CD	2.31	0.44
2:H:939:ILE:HD13	2:K:969:ALA:CB	2.48	0.44
3:I:1059:VAL:HG13	3:I:1060:ASP:N	2.32	0.44
1:J:802:VAL:CG2	1:J:803:PHE:H	2.26	0.44
1:J:869:SER:O	1:J:872:SER:HB3	2.17	0.44
2:K:1033:GLN:HG2	2:K:1034:ILE:N	2.31	0.44
1:M:828:LEU:O	1:P:753:THR:HG23	2.17	0.44
3:O:1061:THR:HB	3:O:1062:GLN:H	1.56	0.44
1:P:721:LEU:CD2	1:V:805:LEU:C	2.75	0.44
1:P:887:ILE:HG22	1:P:889:VAL:N	2.32	0.44
2:Q:962:PRO:CB	2:Q:999:ILE:HG22	2.47	0.44
1:S:757:THR:HG23	1:S:757:THR:H	1.46	0.44

Continued on next page...

Continued from previous page...

Atom-1	Atom-2	Interatomic distance (Å)	Clash overlap (Å)
1:V:743:LYS:HE2	1:Y:808:ARG:HH21	1.78	0.44
1:V:747:ILE:HD12	1:V:809:ILE:HD13	2.00	0.44
1:V:842:TRP:HA	1:V:842:TRP:HE3	1.82	0.44
1:V:901:LEU:CD1	2:W:909:LYS:HG2	2.48	0.44
2:W:962:PRO:CB	2:W:999:ILE:HG22	2.47	0.44
1:Y:747:ILE:HD12	1:Y:809:ILE:HD13	1.99	0.44
1:A:724:ALA:C	1:A:725:ARG:HD2	2.38	0.44
2:B:982:GLY:HA3	2:B:985:ARG:H	1.81	0.44
2:E:939:ILE:HD13	2:H:969:ALA:CB	2.48	0.44
3:I:1040:LYS:HG2	3:I:1041:PRO:N	2.31	0.44
1:J:839:ALA:HB1	1:J:841:MET:HG3	2.00	0.44
1:J:901:LEU:CD1	2:K:909:LYS:HG2	2.48	0.44
2:K:935:GLU:HB3	2:K:1004:LYS:HZ3	1.83	0.44
2:K:939:ILE:HD13	2:N:969:ALA:CB	2.48	0.44
2:K:965:TYR:CD1	2:K:975:LEU:HA	2.52	0.44
2:N:966:MET:HE2	2:N:974:THR:HB	1.99	0.44
1:P:778:VAL:CG1	1:P:780:LEU:CD2	2.95	0.44
2:Q:1006:VAL:HG12	2:Q:1007:GLY:H	1.83	0.44
3:R:1059:VAL:HG13	3:R:1060:ASP:N	2.32	0.44
1:S:747:ILE:HD12	1:S:809:ILE:HD13	2.00	0.44
2:T:916:LYS:HD2	2:T:1029:VAL:HB	2.00	0.44
2:T:930:MET:HA	2:T:1008:VAL:HA	1.99	0.44
3:U:1061:THR:HB	3:U:1062:GLN:H	1.56	0.44
1:Y:901:LEU:CB	1:Y:902:ALA:CA	2.93	0.44
2:Z:965:TYR:HD1	2:Z:976:PRO:CD	2.31	0.44
2:B:930:MET:HE3	2:B:930:MET:HB3	1.85	0.44
1:D:734:MET:HE2	1:D:734:MET:HB2	1.52	0.44
2:E:962:PRO:CB	2:E:999:ILE:HG22	2.47	0.44
1:G:787:VAL:HG21	1:G:809:ILE:HG12	1.97	0.44
1:G:901:LEU:CD1	2:H:909:LYS:HG2	2.48	0.44
2:H:982:GLY:HA2	3:I:1062:GLN:HB2	2.00	0.44
2:K:962:PRO:CB	2:K:999:ILE:HG22	2.47	0.44
3:L:1059:VAL:HG13	3:L:1060:ASP:N	2.32	0.44
1:P:778:VAL:HG22	2:Q:916:LYS:HZ1	1.83	0.44
1:P:840:HIS:HD2	1:P:843:GLU:OE2	2.00	0.44
1:P:901:LEU:CD1	2:Q:909:LYS:HG2	2.48	0.44
3:R:1057:ILE:HA	3:R:1058:PRO:HD3	1.60	0.44
1:V:808:ARG:HG2	1:V:818:VAL:C	2.38	0.44
1:Y:745:LYS:HG3	1:Y:746:MET:N	2.32	0.44
2:Z:1006:VAL:HG12	2:Z:1007:GLY:H	1.83	0.44
2:B:919:ALA:HB3	2:B:1026:SER:OG	2.18	0.43

Continued on next page...

Continued from previous page...

Atom-1	Atom-2	Interatomic distance (Å)	Clash overlap (Å)
2:B:939:ILE:HD13	2:E:969:ALA:CB	2.48	0.43
2:B:965:TYR:HD1	2:B:976:PRO:CD	2.31	0.43
1:D:787:VAL:CG1	1:D:788:ASP:N	2.81	0.43
1:D:901:LEU:CD1	2:E:909:LYS:HG2	2.48	0.43
2:H:965:TYR:HD1	2:H:976:PRO:CD	2.31	0.43
1:J:850:MET:CG	1:J:854:PHE:CZ	3.01	0.43
2:K:919:ALA:HB3	2:K:1026:SER:OG	2.18	0.43
1:M:745:LYS:HG3	1:M:746:MET:N	2.32	0.43
1:M:758:THR:HG23	1:M:876:THR:HG21	1.99	0.43
1:M:808:ARG:HG2	1:M:818:VAL:C	2.38	0.43
2:Q:965:TYR:HD1	2:Q:976:PRO:CD	2.31	0.43
3:R:1040:LYS:HG2	3:R:1041:PRO:N	2.31	0.43
1:S:724:ALA:C	1:S:725:ARG:HD2	2.38	0.43
1:S:743:LYS:HZ2	1:S:891:ARG:HA	1.81	0.43
2:T:967:ILE:HD13	2:T:967:ILE:HA	1.80	0.43
1:Y:723:PRO:HA	1:Y:724:ALA:HA	1.62	0.43
1:Y:758:THR:HG23	1:Y:876:THR:HG21	1.99	0.43
2:Z:930:MET:HA	2:Z:1008:VAL:HA	1.99	0.43
1:A:733:VAL:HA	1:D:816:THR:N	2.32	0.43
1:A:735:ALA:CB	1:A:739:LEU:HD12	2.24	0.43
1:A:778:VAL:HG22	2:B:916:LYS:HZ1	1.82	0.43
1:A:901:LEU:CD1	2:B:909:LYS:HG2	2.48	0.43
1:D:842:TRP:HA	1:D:842:TRP:HE3	1.82	0.43
2:E:936:MET:HE1	2:E:1004:LYS:HD2	2.00	0.43
2:E:982:GLY:HA2	3:F:1062:GLN:HB2	2.01	0.43
1:G:842:TRP:HA	1:G:842:TRP:HE3	1.82	0.43
1:G:901:LEU:CB	1:G:902:ALA:CA	2.93	0.43
2:H:965:TYR:CD1	2:H:975:LEU:HA	2.52	0.43
2:K:982:GLY:HA2	3:L:1062:GLN:HB2	2.00	0.43
3:L:1040:LYS:HG2	3:L:1041:PRO:N	2.31	0.43
1:M:757:THR:HG23	1:M:757:THR:H	1.46	0.43
1:M:787:VAL:CG1	1:M:788:ASP:N	2.81	0.43
1:M:901:LEU:CD1	2:N:909:LYS:HG2	2.48	0.43
2:N:939:ILE:HD13	2:Q:969:ALA:CB	2.48	0.43
1:P:734:MET:H	1:P:734:MET:HG3	1.42	0.43
1:S:842:TRP:CH2	1:S:846:ARG:HB3	2.50	0.43
1:Y:877:LEU:O	1:Y:878:TYR:HB2	2.18	0.43
2:Z:949:ARG:HD3	2:Z:992:THR:C	2.38	0.43
2:Z:965:TYR:CD1	2:Z:975:LEU:HA	2.52	0.43
2:Z:1009:ARG:HE	2:Z:1009:ARG:HB2	1.40	0.43
1:A:808:ARG:HG2	1:A:818:VAL:C	2.38	0.43

Continued on next page...

Continued from previous page...

Atom-1	Atom-2	Interatomic distance (Å)	Clash overlap (Å)
2:B:982:GLY:HA2	3:C:1062:GLN:HB2	2.00	0.43
1:D:842:TRP:CH2	1:D:846:ARG:HB3	2.50	0.43
1:G:864:SER:HG	1:J:861:GLN:C	2.20	0.43
2:H:919:ALA:HB3	2:H:1026:SER:OG	2.18	0.43
1:J:787:VAL:CG1	1:J:788:ASP:N	2.81	0.43
2:N:916:LYS:HD2	2:N:1029:VAL:HB	2.00	0.43
2:Q:939:ILE:HD13	2:T:969:ALA:CB	2.48	0.43
1:S:733:VAL:HA	1:V:816:THR:N	2.32	0.43
1:S:742:PRO:CG	1:V:810:ARG:CD	2.97	0.43
3:U:1055:LYS:N	3:U:1055:LYS:HD3	2.32	0.43
1:V:726:LEU:HD12	1:Y:890:ALA:C	2.37	0.43
1:V:743:LYS:CE	1:Y:808:ARG:HH22	2.28	0.43
1:V:874:PRO:HA	1:V:875:PRO:HD3	1.76	0.43
2:B:916:LYS:HD2	2:B:1029:VAL:HB	2.00	0.43
3:C:1055:LYS:N	3:C:1055:LYS:HD3	2.32	0.43
1:D:723:PRO:HA	1:D:724:ALA:HA	1.62	0.43
1:D:733:VAL:HA	1:G:816:THR:N	2.32	0.43
2:E:949:ARG:HD3	2:E:992:THR:C	2.38	0.43
1:G:729:SER:HB3	1:J:891:ARG:HD2	1.99	0.43
2:H:995:LYS:CG	2:H:996:GLU:N	2.82	0.43
1:M:742:PRO:CG	1:P:810:ARG:CD	2.97	0.43
1:M:742:PRO:HB2	1:P:810:ARG:NE	2.33	0.43
2:N:982:GLY:HA2	3:O:1062:GLN:HB2	2.01	0.43
1:P:742:PRO:CG	1:S:810:ARG:CD	2.97	0.43
2:Q:916:LYS:HD2	2:Q:1029:VAL:HB	2.00	0.43
3:R:1041:PRO:HA	3:R:1042:PRO:HD3	1.56	0.43
1:S:839:ALA:HB1	1:S:841:MET:HG3	2.00	0.43
2:T:939:ILE:HD13	2:W:969:ALA:CB	2.48	0.43
2:T:982:GLY:HA2	3:U:1062:GLN:HB2	2.00	0.43
3:U:1057:ILE:HA	3:U:1057:ILE:HD13	1.70	0.43
1:V:742:PRO:CG	1:Y:810:ARG:CD	2.97	0.43
1:V:877:LEU:O	1:V:878:TYR:HB2	2.18	0.43
2:W:930:MET:HA	2:W:1008:VAL:HA	1.99	0.43
2:W:965:TYR:CD1	2:W:975:LEU:HA	2.52	0.43
2:W:982:GLY:HA2	3:X:1062:GLN:HB2	2.00	0.43
1:A:721:LEU:C	1:G:805:LEU:C	2.75	0.43
1:A:842:TRP:HA	1:A:842:TRP:HE3	1.82	0.43
1:D:742:PRO:HB2	1:G:810:ARG:NE	2.33	0.43
2:E:930:MET:HE3	2:E:930:MET:HB3	1.83	0.43
2:E:965:TYR:CD1	2:E:975:LEU:HA	2.52	0.43
2:E:995:LYS:CG	2:E:996:GLU:N	2.82	0.43

Continued on next page...

Continued from previous page...

Atom-1	Atom-2	Interatomic distance (Å)	Clash overlap (Å)
1:G:721:LEU:C	1:M:805:LEU:C	2.75	0.43
1:G:802:VAL:CG2	1:G:803:PHE:H	2.26	0.43
1:J:742:PRO:CG	1:M:810:ARG:CD	2.97	0.43
2:K:1029:VAL:CG1	2:K:1030:ARG:N	2.82	0.43
3:O:1057:ILE:HA	3:O:1057:ILE:HD13	1.70	0.43
1:P:747:ILE:HD12	1:P:809:ILE:HD13	2.00	0.43
1:P:758:THR:HG23	1:P:876:THR:HG21	1.99	0.43
2:Q:982:GLY:HA2	3:R:1062:GLN:HB2	2.01	0.43
2:Q:1029:VAL:CG1	2:Q:1030:ARG:N	2.82	0.43
1:S:758:THR:HG23	1:S:876:THR:HG21	1.99	0.43
2:T:965:TYR:CD1	2:T:975:LEU:HA	2.52	0.43
1:V:758:THR:HG23	1:V:876:THR:HG21	1.99	0.43
1:V:787:VAL:HG21	1:V:809:ILE:HG12	1.97	0.43
2:W:939:ILE:HD13	2:Z:969:ALA:CB	2.48	0.43
2:W:955:PHE:HA	2:W:956:PRO:HD3	1.84	0.43
1:Y:778:VAL:CG1	1:Y:780:LEU:CD2	2.95	0.43
1:A:779:ARG:HE	1:A:779:ARG:HB3	1.69	0.43
2:B:949:ARG:HD3	2:B:992:THR:C	2.38	0.43
2:B:1024:THR:CG2	2:B:1025:ALA:N	2.81	0.43
1:G:724:ALA:C	1:G:725:ARG:HD2	2.38	0.43
1:G:742:PRO:HB2	1:J:810:ARG:NE	2.33	0.43
1:J:721:LEU:O	1:P:789:GLY:CA	2.67	0.43
1:J:730:ARG:HE	1:J:730:ARG:HB3	1.68	0.43
1:J:842:TRP:HA	1:J:842:TRP:HE3	1.82	0.43
1:J:877:LEU:O	1:J:878:TYR:HB2	2.18	0.43
2:K:936:MET:HE1	2:K:1004:LYS:HD2	2.00	0.43
2:K:995:LYS:CG	2:K:996:GLU:N	2.82	0.43
1:M:877:LEU:O	1:M:878:TYR:HB2	2.18	0.43
2:Q:949:ARG:HD3	2:Q:992:THR:C	2.38	0.43
1:S:787:VAL:CG1	1:S:788:ASP:N	2.81	0.43
1:S:808:ARG:HG2	1:S:818:VAL:C	2.38	0.43
1:S:901:LEU:CD1	2:T:909:LYS:HG2	2.48	0.43
2:W:949:ARG:HD3	2:W:992:THR:C	2.38	0.43
2:W:965:TYR:HD1	2:W:976:PRO:CD	2.31	0.43
1:A:742:PRO:HB2	1:D:810:ARG:NE	2.33	0.43
1:A:787:VAL:CG1	1:A:788:ASP:N	2.81	0.43
2:E:1029:VAL:CG1	2:E:1030:ARG:N	2.82	0.43
1:G:721:LEU:O	1:M:789:GLY:CA	2.67	0.43
1:G:787:VAL:CG1	1:G:788:ASP:N	2.81	0.43
1:G:839:ALA:HB1	1:G:841:MET:HG3	2.00	0.43
1:G:877:LEU:O	1:G:878:TYR:HB2	2.18	0.43

Continued on next page...

Continued from previous page...

Atom-1	Atom-2	Interatomic distance (Å)	Clash overlap (Å)
2:H:1009:ARG:HE	2:H:1009:ARG:HB2	1.40	0.43
2:K:948:TYR:HB3	2:K:949:ARG:H	1.60	0.43
2:K:975:LEU:HA	2:K:976:PRO:HD3	1.65	0.43
1:M:749:CYS:CB	1:M:765:CYS:HG	2.31	0.43
1:M:850:MET:CG	1:M:854:PHE:CZ	3.01	0.43
1:P:727:LYS:HG2	1:P:727:LYS:O	2.05	0.43
1:P:877:LEU:O	1:P:878:TYR:HB2	2.18	0.43
2:Q:965:TYR:CD1	2:Q:975:LEU:HA	2.52	0.43
1:V:840:HIS:HD2	1:V:843:GLU:OE2	2.00	0.43
1:Y:891:ARG:HB2	1:Y:892:ASP:H	1.58	0.43
1:Y:899:TYR:HD1	2:Z:1031:ARG:HG2	1.77	0.43
1:Y:901:LEU:CD1	2:Z:909:LYS:HG2	2.48	0.43
2:Z:955:PHE:HA	2:Z:956:PRO:HD3	1.84	0.43
1:A:723:PRO:HA	1:A:724:ALA:HA	1.62	0.43
2:B:965:TYR:CD1	2:B:975:LEU:HA	2.52	0.43
1:D:721:LEU:C	1:J:805:LEU:C	2.75	0.43
1:D:735:ALA:CB	1:D:739:LEU:HD12	2.24	0.43
3:F:1040:LYS:HG2	3:F:1041:PRO:N	2.31	0.43
1:G:723:PRO:HA	1:G:724:ALA:HA	1.62	0.43
1:G:850:MET:CG	1:G:854:PHE:CZ	3.01	0.43
1:J:742:PRO:HB2	1:M:810:ARG:NE	2.34	0.43
1:M:721:LEU:O	1:S:789:GLY:CA	2.67	0.43
1:M:743:LYS:HZ2	1:M:891:ARG:HA	1.84	0.43
1:M:747:ILE:HD12	1:M:809:ILE:HD13	2.00	0.43
1:P:745:LYS:HD3	1:P:771:VAL:CG1	2.37	0.43
2:Q:964:VAL:HA	2:Q:999:ILE:HA	2.01	0.43
1:S:842:TRP:HA	1:S:842:TRP:HE3	1.82	0.43
2:T:1029:VAL:CG1	2:T:1030:ARG:N	2.82	0.43
1:V:787:VAL:CG1	1:V:788:ASP:N	2.81	0.43
2:W:916:LYS:HD2	2:W:1029:VAL:HB	2.00	0.43
2:W:930:MET:HE3	2:W:930:MET:HB3	1.69	0.43
2:W:930:MET:HE3	3:X:1053:VAL:CG2	2.44	0.43
2:W:964:VAL:HA	2:W:999:ILE:HA	2.01	0.43
2:B:993:VAL:CG1	2:B:994:ALA:N	2.82	0.43
1:D:850:MET:HE2	1:D:850:MET:CA	2.48	0.43
1:D:877:LEU:O	1:D:878:TYR:HB2	2.18	0.43
2:E:919:ALA:HB3	2:E:1026:SER:OG	2.18	0.43
2:H:916:LYS:HD2	2:H:1029:VAL:HB	2.00	0.43
1:J:747:ILE:CD1	1:J:889:VAL:HG21	2.49	0.43
1:J:901:LEU:CB	1:J:902:ALA:CA	2.93	0.43
1:M:747:ILE:CD1	1:M:889:VAL:HG21	2.49	0.43

Continued on next page...

Continued from previous page...

Atom-1	Atom-2	Interatomic distance (Å)	Clash overlap (Å)
2:N:965:TYR:CD1	2:N:975:LEU:HA	2.52	0.43
2:N:965:TYR:HD1	2:N:976:PRO:CD	2.31	0.43
1:P:726:LEU:HB3	1:S:891:ARG:HH11	1.71	0.43
1:S:726:LEU:HB3	1:V:891:ARG:HH11	1.71	0.43
2:T:993:VAL:CG1	2:T:994:ALA:N	2.82	0.43
1:V:817:ILE:H	1:V:817:ILE:HG12	1.53	0.43
2:Z:1026:SER:HA	2:Z:1027:PRO:HD3	1.70	0.43
1:A:736:ASN:HA	1:A:737:PRO:HD3	1.76	0.43
2:B:964:VAL:HA	2:B:999:ILE:HA	2.01	0.43
3:C:1057:ILE:HA	3:C:1057:ILE:HD13	1.70	0.43
3:C:1057:ILE:CG2	3:C:1058:PRO:N	2.82	0.43
1:G:733:VAL:HA	1:J:816:THR:N	2.32	0.43
1:G:742:PRO:CG	1:J:810:ARG:CD	2.97	0.43
1:G:851:ILE:HA	1:G:854:PHE:HD2	1.77	0.43
2:H:972:LYS:HB3	2:H:972:LYS:HE2	1.89	0.43
2:K:1009:ARG:HE	2:K:1009:ARG:HB2	1.40	0.43
3:L:1055:LYS:HD2	3:L:1055:LYS:HA	1.65	0.43
3:L:1055:LYS:N	3:L:1055:LYS:HD3	2.32	0.43
1:P:721:LEU:O	1:V:789:GLY:CA	2.67	0.43
1:P:851:ILE:CA	1:P:854:PHE:CD2	2.95	0.43
1:V:743:LYS:HZ1	1:Y:808:ARG:HH22	1.67	0.43
1:V:758:THR:HA	1:V:876:THR:CB	2.49	0.43
2:Z:993:VAL:CG1	2:Z:994:ALA:N	2.82	0.43
1:A:850:MET:HE3	1:A:850:MET:HB2	1.79	0.42
2:B:963:GLN:HG2	1:D:751:THR:O	2.19	0.42
3:C:1040:LYS:HG2	3:C:1041:PRO:N	2.31	0.42
1:D:747:ILE:HD12	1:D:809:ILE:HD13	1.99	0.42
1:G:747:ILE:HD12	1:G:809:ILE:HD13	2.00	0.42
2:H:993:VAL:CG1	2:H:994:ALA:N	2.82	0.42
2:K:949:ARG:HD3	2:K:992:THR:C	2.38	0.42
1:M:721:LEU:CD2	1:S:822:SER:O	2.61	0.42
1:M:808:ARG:HD2	1:M:818:VAL:H	1.84	0.42
2:N:949:ARG:HD3	2:N:992:THR:C	2.38	0.42
2:N:964:VAL:HA	2:N:999:ILE:HA	2.01	0.42
2:N:995:LYS:CG	2:N:996:GLU:N	2.82	0.42
1:S:755:LEU:HD23	1:S:756:ASP:N	2.34	0.42
1:S:758:THR:HA	1:S:876:THR:CB	2.49	0.42
1:S:851:ILE:HA	1:S:854:PHE:HD2	1.77	0.42
2:T:949:ARG:HD3	2:T:992:THR:C	2.38	0.42
1:Y:758:THR:HA	1:Y:876:THR:CB	2.49	0.42
1:Y:808:ARG:HG2	1:Y:818:VAL:C	2.38	0.42

Continued on next page...

Continued from previous page...

Atom-1	Atom-2	Interatomic distance (Å)	Clash overlap (Å)
1:D:742:PRO:CG	1:G:810:ARG:CD	2.97	0.42
1:D:758:THR:HA	1:D:876:THR:CB	2.49	0.42
1:D:850:MET:HE3	1:D:850:MET:HB2	1.80	0.42
2:E:967:ILE:HD13	2:E:967:ILE:HA	1.80	0.42
1:G:747:ILE:CD1	1:G:889:VAL:HG21	2.49	0.42
2:H:964:VAL:HA	2:H:999:ILE:HA	2.01	0.42
1:J:743:LYS:HZ2	1:J:891:ARG:HA	1.82	0.42
1:J:777:LEU:HB3	2:K:916:LYS:NZ	2.31	0.42
1:J:808:ARG:HD2	1:J:818:VAL:H	1.84	0.42
2:K:964:VAL:HA	2:K:999:ILE:HA	2.01	0.42
1:P:747:ILE:CD1	1:P:889:VAL:HG21	2.49	0.42
1:P:749:CYS:CB	1:P:765:CYS:HG	2.32	0.42
1:P:842:TRP:HA	1:P:842:TRP:HE3	1.82	0.42
1:S:826:ASN:HD22	1:S:826:ASN:HA	1.58	0.42
1:S:877:LEU:O	1:S:878:TYR:HB2	2.19	0.42
1:V:726:LEU:HB3	1:Y:891:ARG:HH11	1.71	0.42
2:W:995:LYS:CG	2:W:996:GLU:N	2.82	0.42
2:Z:961:LEU:HA	2:Z:962:PRO:HD2	1.85	0.42
1:A:734:MET:HG2	1:D:817:ILE:HG23	2.01	0.42
1:A:742:PRO:CG	1:D:810:ARG:CD	2.97	0.42
1:A:758:THR:HA	1:A:876:THR:CB	2.49	0.42
1:A:808:ARG:HD2	1:A:818:VAL:H	1.84	0.42
2:B:995:LYS:CG	2:B:996:GLU:N	2.82	0.42
1:D:826:ASN:HD22	1:D:826:ASN:HA	1.59	0.42
2:E:964:VAL:HA	2:E:999:ILE:HA	2.01	0.42
1:J:833:ILE:HA	1:J:834:PRO:HD3	1.47	0.42
1:P:724:ALA:C	1:P:725:ARG:HD2	2.38	0.42
1:P:787:VAL:CG1	1:P:788:ASP:N	2.81	0.42
2:W:955:PHE:HA	2:W:955:PHE:HD1	1.56	0.42
1:Y:778:VAL:HG22	2:Z:916:LYS:HZ1	1.84	0.42
2:Z:995:LYS:CG	2:Z:996:GLU:N	2.82	0.42
1:A:747:ILE:HD12	1:A:809:ILE:HD13	2.00	0.42
1:A:850:MET:CG	1:A:854:PHE:CZ	3.01	0.42
1:A:877:LEU:O	1:A:878:TYR:HB2	2.18	0.42
1:D:721:LEU:O	1:J:789:GLY:CA	2.67	0.42
1:D:808:ARG:HD2	1:D:818:VAL:H	1.85	0.42
1:G:758:THR:HA	1:G:876:THR:CB	2.49	0.42
2:H:949:ARG:HD3	2:H:992:THR:C	2.38	0.42
1:J:747:ILE:HD12	1:J:809:ILE:HD13	2.00	0.42
1:J:795:ILE:CG2	1:J:802:VAL:HA	2.50	0.42
2:K:966:MET:HE2	2:K:974:THR:HB	2.01	0.42

Continued on next page...

Continued from previous page...

Atom-1	Atom-2	Interatomic distance (Å)	Clash overlap (Å)
1:M:726:LEU:HB3	1:P:891:ARG:HH11	1.71	0.42
1:M:901:LEU:CB	1:M:902:ALA:CA	2.93	0.42
1:P:730:ARG:HE	1:P:730:ARG:HB3	1.68	0.42
1:P:733:VAL:HA	1:S:816:THR:N	2.32	0.42
1:P:802:VAL:CG2	1:P:803:PHE:H	2.26	0.42
1:P:808:ARG:HD2	1:P:818:VAL:H	1.84	0.42
1:V:736:ASN:HA	1:V:737:PRO:HD3	1.76	0.42
1:V:833:ILE:HA	1:V:834:PRO:HD3	1.47	0.42
1:V:850:MET:HE2	1:V:850:MET:CA	2.50	0.42
1:V:901:LEU:CB	1:V:902:ALA:CA	2.93	0.42
2:W:1029:VAL:CG1	2:W:1030:ARG:N	2.82	0.42
1:Y:724:ALA:C	1:Y:725:ARG:HD2	2.38	0.42
1:Y:755:LEU:HD23	1:Y:756:ASP:N	2.34	0.42
2:Z:1024:THR:CG2	2:Z:1025:ALA:N	2.81	0.42
1:A:747:ILE:CD1	1:A:889:VAL:HG21	2.49	0.42
2:E:963:GLN:HG2	1:G:751:THR:O	2.19	0.42
1:G:734:MET:HE2	1:G:734:MET:HB2	1.52	0.42
1:G:808:ARG:HD2	1:G:818:VAL:H	1.85	0.42
1:J:721:LEU:CD2	1:P:822:SER:O	2.61	0.42
1:M:725:ARG:HH12	1:S:808:ARG:HD3	1.84	0.42
2:Q:967:ILE:HD13	2:Q:967:ILE:HA	1.80	0.42
1:S:742:PRO:HB2	1:V:810:ARG:NE	2.33	0.42
1:S:772:TYR:CZ	2:T:991:GLU:HB2	2.55	0.42
2:T:995:LYS:CG	2:T:996:GLU:N	2.82	0.42
1:V:734:MET:HG2	1:Y:817:ILE:HG23	2.01	0.42
1:V:772:TYR:CZ	2:W:991:GLU:HB2	2.55	0.42
3:X:1040:LYS:HG2	3:X:1041:PRO:N	2.31	0.42
1:Y:747:ILE:CD1	1:Y:889:VAL:HG21	2.49	0.42
1:A:755:LEU:HD23	1:A:756:ASP:N	2.34	0.42
2:B:1029:VAL:CG1	2:B:1030:ARG:N	2.82	0.42
1:D:725:ARG:NE	1:J:808:ARG:HB2	2.35	0.42
1:D:850:MET:CG	1:D:854:PHE:CZ	3.01	0.42
1:G:725:ARG:HH12	1:M:808:ARG:HD3	1.84	0.42
2:K:993:VAL:CG1	2:K:994:ALA:N	2.82	0.42
1:M:755:LEU:HD23	1:M:756:ASP:N	2.34	0.42
1:P:721:LEU:CD2	1:V:822:SER:O	2.61	0.42
1:P:742:PRO:HB2	1:S:810:ARG:NE	2.34	0.42
1:P:758:THR:HA	1:P:876:THR:CB	2.49	0.42
1:P:799:GLN:HE21	1:P:800:ALA:H	1.67	0.42
1:P:901:LEU:CB	1:P:902:ALA:CA	2.92	0.42
1:S:799:GLN:HE21	1:S:800:ALA:H	1.67	0.42

Continued on next page...

Continued from previous page...

Atom-1	Atom-2	Interatomic distance (Å)	Clash overlap (Å)
1:Y:741:VAL:HG13	1:Y:772:TYR:O	2.20	0.42
1:Y:749:CYS:SG	1:Y:767:VAL:HA	2.60	0.42
1:Y:779:ARG:N	2:Z:1025:ALA:HB2	2.35	0.42
1:Y:808:ARG:HD2	1:Y:818:VAL:H	1.85	0.42
2:Z:964:VAL:HA	2:Z:999:ILE:HA	2.01	0.42
1:A:725:ARG:NE	1:G:808:ARG:HB2	2.35	0.42
1:A:814:ASP:HB2	1:A:815:GLY:H	1.71	0.42
1:D:734:MET:HG2	1:G:817:ILE:HG23	2.01	0.42
1:D:741:VAL:HG13	1:D:772:TYR:O	2.20	0.42
1:D:755:LEU:HD23	1:D:756:ASP:N	2.34	0.42
1:D:795:ILE:CG2	1:D:802:VAL:HA	2.50	0.42
3:F:1057:ILE:HA	3:F:1057:ILE:HD13	1.70	0.42
1:J:726:LEU:HB3	1:M:891:ARG:HH11	1.71	0.42
1:J:850:MET:HE2	1:J:850:MET:CA	2.50	0.42
1:M:842:TRP:HA	1:M:842:TRP:HE3	1.82	0.42
2:N:993:VAL:CG1	2:N:994:ALA:N	2.82	0.42
1:S:721:LEU:O	1:Y:789:GLY:CA	2.67	0.42
1:S:901:LEU:CB	1:S:902:ALA:CA	2.93	0.42
1:V:747:ILE:CD1	1:V:889:VAL:HG21	2.49	0.42
2:W:936:MET:HE1	2:W:1004:LYS:HD2	2.01	0.42
2:W:993:VAL:CG1	2:W:994:ALA:N	2.82	0.42
1:Y:772:TYR:CZ	2:Z:991:GLU:HB2	2.55	0.42
2:B:967:ILE:HD13	2:B:967:ILE:HA	1.80	0.42
1:D:747:ILE:CD1	1:D:889:VAL:HG21	2.49	0.42
1:G:725:ARG:NE	1:M:808:ARG:HB2	2.35	0.42
1:G:755:LEU:HD23	1:G:756:ASP:N	2.34	0.42
2:K:963:GLN:HG2	1:M:751:THR:O	2.19	0.42
2:N:963:GLN:HG2	1:P:751:THR:O	2.19	0.42
1:P:814:ASP:HB2	1:P:815:GLY:H	1.71	0.42
1:S:808:ARG:HD2	1:S:818:VAL:H	1.85	0.42
1:S:850:MET:HE3	1:S:850:MET:HB2	1.82	0.42
2:T:964:VAL:HA	2:T:999:ILE:HA	2.01	0.42
1:V:723:PRO:HA	1:V:724:ALA:HA	1.62	0.42
1:V:755:LEU:HD23	1:V:756:ASP:N	2.34	0.42
1:Y:850:MET:HB2	1:Y:850:MET:HE3	1.77	0.42
2:Z:936:MET:HE1	2:Z:1004:LYS:HD2	2.02	0.42
1:J:725:ARG:NE	1:P:808:ARG:HB2	2.35	0.42
1:J:733:VAL:HA	1:M:816:THR:N	2.32	0.42
1:J:758:THR:HA	1:J:876:THR:CB	2.49	0.42
1:M:745:LYS:HD3	1:M:771:VAL:CG1	2.37	0.42
1:P:779:ARG:HE	1:P:779:ARG:HB3	1.69	0.42

Continued on next page...

Continued from previous page...

Atom-1	Atom-2	Interatomic distance (Å)	Clash overlap (Å)
1:S:747:ILE:CD1	1:S:889:VAL:HG21	2.49	0.42
2:T:935:GLU:HB3	2:T:1004:LYS:HZ2	1.83	0.42
2:T:963:GLN:HG2	1:V:751:THR:O	2.19	0.42
3:X:1055:LYS:N	3:X:1055:LYS:HD3	2.32	0.42
1:Y:727:LYS:HG2	1:Y:727:LYS:O	2.05	0.42
1:Y:743:LYS:HZ2	1:Y:891:ARG:HA	1.85	0.42
1:Y:787:VAL:CG1	1:Y:788:ASP:N	2.81	0.42
2:Z:966:MET:SD	2:Z:992:THR:HB	2.60	0.42
1:A:771:VAL:HG11	1:A:781:ILE:CD1	2.43	0.42
1:A:799:GLN:HE21	1:A:800:ALA:H	1.67	0.42
1:D:749:CYS:SG	1:D:767:VAL:HA	2.60	0.42
2:E:993:VAL:CG1	2:E:994:ALA:N	2.82	0.42
3:F:1059:VAL:HG13	3:F:1060:ASP:N	2.32	0.42
1:G:787:VAL:CG1	1:G:806:TRP:HB3	2.50	0.42
1:G:850:MET:HE3	1:G:850:MET:HB2	1.81	0.42
1:J:729:SER:HB3	1:M:891:ARG:HD2	1.99	0.42
1:J:772:TYR:CZ	2:K:991:GLU:HB2	2.55	0.42
3:L:1057:ILE:CG2	3:L:1058:PRO:N	2.82	0.42
1:M:795:ILE:CG2	1:M:802:VAL:HA	2.50	0.42
1:P:850:MET:HE3	1:P:850:MET:HB2	1.82	0.42
2:Q:963:GLN:HG2	1:S:751:THR:O	2.19	0.42
3:R:1061:THR:HB	3:R:1062:GLN:H	1.56	0.42
1:S:781:ILE:H	1:S:781:ILE:HG13	1.70	0.42
1:V:741:VAL:HG13	1:V:772:TYR:O	2.20	0.42
1:V:749:CYS:SG	1:V:767:VAL:HA	2.60	0.42
1:V:799:GLN:HE21	1:V:800:ALA:H	1.67	0.42
1:V:835:GLY:CA	1:V:877:LEU:HD21	2.50	0.42
1:Y:799:GLN:HE21	1:Y:800:ALA:H	1.67	0.42
1:A:772:TYR:CZ	2:B:991:GLU:HB2	2.55	0.41
2:E:940:GLN:HB3	2:E:941:PRO:HD2	2.02	0.41
1:G:749:CYS:SG	1:G:767:VAL:HA	2.60	0.41
1:G:772:TYR:CZ	2:H:991:GLU:HB2	2.55	0.41
2:H:963:GLN:HG2	1:J:751:THR:O	2.19	0.41
1:J:787:VAL:CG1	1:J:806:TRP:HB3	2.50	0.41
2:K:930:MET:HE3	3:L:1053:VAL:CG1	2.47	0.41
1:M:725:ARG:NE	1:S:808:ARG:HB2	2.35	0.41
1:M:787:VAL:CG1	1:M:806:TRP:HB3	2.50	0.41
1:M:802:VAL:CG2	1:M:803:PHE:H	2.26	0.41
1:S:721:LEU:CD2	1:Y:805:LEU:C	2.75	0.41
1:S:779:ARG:N	2:T:1025:ALA:HB2	2.35	0.41
1:S:899:TYR:HD1	2:T:1031:ARG:HG2	1.77	0.41

Continued on next page...

Continued from previous page...

Atom-1	Atom-2	Interatomic distance (Å)	Clash overlap (Å)
1:V:777:LEU:HB3	2:W:916:LYS:NZ	2.31	0.41
1:V:899:TYR:HD1	2:W:1031:ARG:HG2	1.77	0.41
1:Y:734:MET:H	1:Y:734:MET:HG3	1.42	0.41
2:B:940:GLN:HB3	2:B:941:PRO:HD2	2.02	0.41
2:B:966:MET:SD	2:B:992:THR:HB	2.60	0.41
1:D:749:CYS:CB	1:D:765:CYS:HG	2.34	0.41
1:D:772:TYR:CZ	2:E:991:GLU:HB2	2.55	0.41
1:D:787:VAL:CG1	1:D:806:TRP:HB3	2.50	0.41
1:D:851:ILE:HA	1:D:854:PHE:HD2	1.77	0.41
2:E:975:LEU:HA	2:E:976:PRO:HD3	1.65	0.41
1:G:734:MET:HG2	1:J:817:ILE:HG23	2.01	0.41
2:H:975:LEU:HA	2:H:976:PRO:HD3	1.65	0.41
3:I:1057:ILE:CG2	3:I:1058:PRO:N	2.82	0.41
2:K:950:PHE:HE1	2:K:991:GLU:CB	2.34	0.41
1:M:734:MET:HG2	1:P:817:ILE:HG23	2.01	0.41
1:M:799:GLN:HE21	1:M:800:ALA:H	1.67	0.41
1:P:787:VAL:CG1	1:P:806:TRP:HB3	2.50	0.41
1:P:874:PRO:HA	1:P:875:PRO:HD3	1.75	0.41
2:Q:995:LYS:CG	2:Q:996:GLU:N	2.82	0.41
1:S:734:MET:HG2	1:V:817:ILE:HG23	2.01	0.41
1:V:802:VAL:CG2	1:V:803:PHE:H	2.26	0.41
1:V:808:ARG:HD2	1:V:818:VAL:H	1.84	0.41
1:V:850:MET:CG	1:V:854:PHE:CZ	3.01	0.41
2:W:930:MET:HE3	3:X:1053:VAL:HG13	1.93	0.41
1:Y:795:ILE:CG2	1:Y:802:VAL:HA	2.50	0.41
1:A:741:VAL:HG13	1:A:772:TYR:O	2.20	0.41
1:A:749:CYS:SG	1:A:767:VAL:HA	2.60	0.41
1:D:779:ARG:N	2:E:1025:ALA:HB2	2.35	0.41
1:G:735:ALA:CB	1:G:739:LEU:HD12	2.25	0.41
1:G:772:TYR:HE2	2:H:950:PHE:HZ	1.69	0.41
2:H:940:GLN:HB3	2:H:941:PRO:HD2	2.02	0.41
1:J:734:MET:HG2	1:M:817:ILE:HG23	2.01	0.41
1:J:741:VAL:HG13	1:J:772:TYR:O	2.20	0.41
1:J:755:LEU:HD23	1:J:756:ASP:N	2.34	0.41
1:J:757:THR:HG23	1:J:757:THR:H	1.46	0.41
1:J:802:VAL:CG2	1:J:803:PHE:N	2.79	0.41
3:L:1061:THR:HB	3:L:1062:GLN:H	1.56	0.41
1:M:758:THR:HA	1:M:876:THR:CB	2.49	0.41
2:N:1026:SER:HA	2:N:1027:PRO:HD3	1.70	0.41
3:O:1039:HIS:CE1	1:P:878:TYR:OH	2.74	0.41
1:P:755:LEU:HD23	1:P:756:ASP:N	2.34	0.41

Continued on next page...

Continued from previous page...

Atom-1	Atom-2	Interatomic distance (Å)	Clash overlap (Å)
1:P:843:GLU:HA	1:P:846:ARG:HG2	2.03	0.41
2:Q:950:PHE:HE1	2:Q:991:GLU:CB	2.34	0.41
3:R:1057:ILE:HA	3:R:1057:ILE:HD13	1.70	0.41
3:R:1057:ILE:CG2	3:R:1058:PRO:N	2.82	0.41
1:S:721:LEU:C	1:Y:805:LEU:C	2.75	0.41
1:S:741:VAL:HG13	1:S:772:TYR:O	2.20	0.41
1:S:787:VAL:CG1	1:S:806:TRP:HB3	2.50	0.41
3:U:1041:PRO:HA	3:U:1042:PRO:HD3	1.56	0.41
1:V:742:PRO:HB2	1:Y:810:ARG:NE	2.33	0.41
1:V:843:GLU:HA	1:V:846:ARG:HG2	2.03	0.41
1:V:891:ARG:HB2	1:V:892:ASP:H	1.58	0.41
2:W:950:PHE:HE1	2:W:991:GLU:CB	2.34	0.41
2:W:954:GLU:HB2	2:W:987:ILE:CD1	2.51	0.41
1:Y:745:LYS:HD3	1:Y:771:VAL:CG1	2.37	0.41
2:Z:972:LYS:HE2	2:Z:972:LYS:HB3	1.89	0.41
1:A:787:VAL:CG1	1:A:806:TRP:HB3	2.50	0.41
1:A:802:VAL:N	1:A:877:LEU:HD22	2.35	0.41
2:B:955:PHE:HD1	2:B:955:PHE:HA	1.56	0.41
2:B:961:LEU:HA	2:B:962:PRO:HD2	1.85	0.41
1:D:817:ILE:H	1:D:817:ILE:HG12	1.53	0.41
1:D:835:GLY:CA	1:D:877:LEU:HD21	2.50	0.41
1:G:726:LEU:HB3	1:J:891:ARG:HH11	1.71	0.41
2:H:1029:VAL:CG1	2:H:1030:ARG:N	2.82	0.41
1:J:745:LYS:HD3	1:J:771:VAL:CG1	2.37	0.41
1:J:749:CYS:SG	1:J:767:VAL:HA	2.60	0.41
1:J:787:VAL:HG21	1:J:809:ILE:HG12	1.97	0.41
3:L:1051:VAL:CG1	3:L:1052:PRO:HD2	2.51	0.41
1:M:772:TYR:CZ	2:N:991:GLU:HB2	2.55	0.41
1:P:734:MET:HG2	1:S:817:ILE:HG23	2.01	0.41
1:P:772:TYR:CZ	2:Q:991:GLU:HB2	2.55	0.41
1:P:772:TYR:HE2	2:Q:950:PHE:HZ	1.69	0.41
2:Q:993:VAL:CG1	2:Q:994:ALA:N	2.82	0.41
1:S:721:LEU:O	1:Y:806:TRP:HA	2.20	0.41
1:S:749:CYS:SG	1:S:767:VAL:HA	2.60	0.41
1:V:779:ARG:N	2:W:1025:ALA:HB2	2.35	0.41
1:V:787:VAL:CG1	1:V:806:TRP:HB3	2.50	0.41
1:V:795:ILE:CG2	1:V:802:VAL:HA	2.50	0.41
2:W:966:MET:SD	2:W:992:THR:HB	2.60	0.41
3:X:1039:HIS:CE1	1:Y:878:TYR:OH	2.74	0.41
1:Y:787:VAL:CG1	1:Y:806:TRP:HB3	2.50	0.41
1:A:721:LEU:O	1:G:789:GLY:CA	2.67	0.41

Continued on next page...

Continued from previous page...

Atom-1	Atom-2	Interatomic distance (Å)	Clash overlap (Å)
1:A:725:ARG:HH12	1:G:808:ARG:HD3	1.84	0.41
2:B:955:PHE:HA	2:B:956:PRO:HD3	1.84	0.41
1:D:772:TYR:CE2	1:D:779:ARG:CG	3.04	0.41
1:D:874:PRO:HA	1:D:875:PRO:HD3	1.75	0.41
1:G:743:LYS:HZ2	1:G:891:ARG:HA	1.84	0.41
1:G:779:ARG:N	2:H:1025:ALA:HB2	2.35	0.41
3:I:1051:VAL:CG1	3:I:1052:PRO:HD2	2.50	0.41
1:J:799:GLN:HE21	1:J:800:ALA:H	1.67	0.41
1:J:826:ASN:OD1	1:J:834:PRO:HG2	2.21	0.41
2:K:940:GLN:HB3	2:K:941:PRO:HD2	2.02	0.41
3:L:1039:HIS:CE1	1:M:878:TYR:OH	2.74	0.41
1:M:743:LYS:HE2	1:P:808:ARG:HH21	1.78	0.41
1:M:764:SER:CB	1:M:786:TRP:HZ3	2.33	0.41
1:M:817:ILE:H	1:M:817:ILE:HG12	1.53	0.41
1:M:839:ALA:HB1	1:M:841:MET:HG3	2.00	0.41
1:P:850:MET:CG	1:P:854:PHE:CZ	3.01	0.41
1:S:725:ARG:HH12	1:Y:808:ARG:HD3	1.84	0.41
1:S:795:ILE:CG2	1:S:802:VAL:HA	2.50	0.41
1:S:844:ARG:CZ	1:S:870:TYR:CE2	3.04	0.41
2:T:950:PHE:HE1	2:T:991:GLU:CB	2.34	0.41
1:Y:835:GLY:CA	1:Y:877:LEU:HD21	2.50	0.41
2:Z:954:GLU:HB2	2:Z:987:ILE:CD1	2.50	0.41
1:A:734:MET:HB2	1:A:734:MET:HE2	1.52	0.41
1:A:826:ASN:OD1	1:A:834:PRO:HG2	2.21	0.41
1:A:843:GLU:HA	1:A:846:ARG:HG2	2.03	0.41
1:A:850:MET:HE2	1:A:850:MET:CA	2.50	0.41
2:B:936:MET:HE1	2:B:1004:LYS:HD2	2.03	0.41
2:B:962:PRO:HA	2:B:1001:LEU:HD22	2.02	0.41
2:E:954:GLU:HB2	2:E:987:ILE:CD1	2.50	0.41
1:G:745:LYS:HE3	1:G:745:LYS:HB2	1.92	0.41
1:M:730:ARG:HE	1:M:730:ARG:HB3	1.68	0.41
1:M:850:MET:HE3	1:M:850:MET:HB2	1.82	0.41
2:N:940:GLN:HB3	2:N:941:PRO:HD2	2.02	0.41
1:P:725:ARG:NE	1:V:808:ARG:HB2	2.35	0.41
1:P:835:GLY:CA	1:P:877:LEU:HD21	2.50	0.41
2:T:1024:THR:HA	2:T:1031:ARG:HD2	2.03	0.41
3:U:1039:HIS:CE1	1:V:878:TYR:OH	2.74	0.41
1:Y:749:CYS:HB3	1:Y:750:GLY:H	1.74	0.41
1:A:721:LEU:HD13	1:G:821:ASP:C	2.41	0.41
1:A:779:ARG:N	2:B:1025:ALA:HB2	2.35	0.41
1:A:795:ILE:CG2	1:A:802:VAL:HA	2.50	0.41

Continued on next page...

Continued from previous page...

Atom-1	Atom-2	Interatomic distance (Å)	Clash overlap (Å)
1:A:839:ALA:HB1	1:A:841:MET:HG3	2.00	0.41
1:A:899:TYR:HD1	2:B:1031:ARG:HG2	1.77	0.41
2:B:1024:THR:HA	2:B:1031:ARG:HD2	2.03	0.41
3:C:1041:PRO:HA	3:C:1042:PRO:HD3	1.56	0.41
1:D:779:ARG:HE	1:D:779:ARG:HB3	1.69	0.41
1:D:799:GLN:HE21	1:D:800:ALA:H	1.67	0.41
1:D:826:ASN:OD1	1:D:834:PRO:HG2	2.21	0.41
2:E:955:PHE:HA	2:E:956:PRO:HD3	1.84	0.41
2:E:984:ASN:C	2:E:986:ASN:H	2.24	0.41
1:G:721:LEU:HD13	1:M:821:ASP:C	2.41	0.41
2:H:928:TYR:HH	2:H:946:ASP:HB3	1.83	0.41
1:J:844:ARG:CZ	1:J:870:TYR:CE2	3.04	0.41
2:K:954:GLU:CG	2:K:987:ILE:HG12	2.51	0.41
1:M:844:ARG:CZ	1:M:870:TYR:CE2	3.04	0.41
1:P:741:VAL:HG13	1:P:772:TYR:O	2.20	0.41
1:P:845:LEU:HD12	1:P:845:LEU:HA	1.87	0.41
3:R:1055:LYS:N	3:R:1055:LYS:HD3	2.32	0.41
2:T:954:GLU:HB2	2:T:987:ILE:CD1	2.51	0.41
3:X:1057:ILE:CG2	3:X:1058:PRO:N	2.82	0.41
2:B:948:TYR:HB3	2:B:949:ARG:H	1.60	0.41
2:B:950:PHE:HE1	2:B:991:GLU:CB	2.34	0.41
2:B:954:GLU:HB2	2:B:987:ILE:CD1	2.51	0.41
3:C:1055:LYS:HD2	3:C:1055:LYS:HA	1.65	0.41
1:D:721:LEU:HD13	1:J:821:ASP:C	2.41	0.41
2:E:962:PRO:HA	2:E:1001:LEU:HD22	2.03	0.41
2:E:966:MET:SD	2:E:992:THR:HB	2.60	0.41
2:E:980:VAL:N	1:G:766:ARG:NH1	2.69	0.41
1:G:826:ASN:OD1	1:G:834:PRO:HG2	2.21	0.41
1:G:843:GLU:HA	1:G:846:ARG:HG2	2.03	0.41
2:H:936:MET:HE1	2:H:1004:LYS:HD2	2.03	0.41
2:H:980:VAL:N	1:J:766:ARG:NH1	2.69	0.41
1:J:721:LEU:HD13	1:P:821:ASP:C	2.41	0.41
1:J:835:GLY:CA	1:J:877:LEU:HD21	2.50	0.41
1:M:741:VAL:HG13	1:M:772:TYR:O	2.20	0.41
2:N:950:PHE:HE1	2:N:991:GLU:CB	2.34	0.41
1:P:749:CYS:SG	1:P:767:VAL:HA	2.60	0.41
1:P:817:ILE:H	1:P:817:ILE:HG12	1.53	0.41
1:P:826:ASN:OD1	1:P:834:PRO:HG2	2.21	0.41
1:P:836:GLN:HE21	1:P:878:TYR:HD2	1.68	0.41
1:S:772:TYR:HE2	2:T:950:PHE:HZ	1.69	0.41
2:T:980:VAL:N	1:V:766:ARG:NH1	2.69	0.41

Continued on next page...

Continued from previous page...

Atom-1	Atom-2	Interatomic distance (Å)	Clash overlap (Å)
3:U:1051:VAL:CG1	3:U:1052:PRO:N	2.84	0.41
1:V:758:THR:HA	1:V:876:THR:HB	2.03	0.41
1:V:836:GLN:HE21	1:V:878:TYR:HD2	1.68	0.41
2:W:980:VAL:N	1:Y:766:ARG:NH1	2.69	0.41
2:Z:966:MET:HE2	2:Z:974:THR:HB	2.02	0.41
1:A:901:LEU:HD22	2:B:909:LYS:HG2	2.03	0.41
2:B:980:VAL:N	1:D:766:ARG:NH1	2.69	0.41
1:D:743:LYS:HZ1	1:G:808:ARG:HH22	1.69	0.41
1:D:781:ILE:H	1:D:781:ILE:HG13	1.70	0.41
1:D:839:ALA:HB1	1:D:841:MET:HG3	2.00	0.41
3:F:1039:HIS:CE1	1:G:878:TYR:OH	2.74	0.41
3:F:1041:PRO:HA	3:F:1042:PRO:HD3	1.56	0.41
1:G:741:VAL:HG13	1:G:772:TYR:O	2.20	0.41
1:G:795:ILE:CG2	1:G:802:VAL:HA	2.50	0.41
2:H:962:PRO:HA	2:H:1001:LEU:HD22	2.02	0.41
2:H:984:ASN:C	2:H:986:ASN:H	2.24	0.41
2:H:1024:THR:HA	2:H:1031:ARG:HD2	2.03	0.41
1:J:735:ALA:CB	1:J:739:LEU:HD12	2.25	0.41
1:J:772:TYR:HE2	2:K:950:PHE:HZ	1.69	0.41
2:K:980:VAL:N	1:M:766:ARG:NH1	2.69	0.41
1:M:721:LEU:HD13	1:S:821:ASP:C	2.41	0.41
1:M:733:VAL:HA	1:P:816:THR:N	2.32	0.41
1:M:749:CYS:SG	1:M:767:VAL:HA	2.60	0.41
1:M:779:ARG:N	2:N:1025:ALA:HB2	2.35	0.41
1:M:826:ASN:OD1	1:M:834:PRO:HG2	2.21	0.41
1:M:851:ILE:CA	1:M:854:PHE:CD2	2.95	0.41
2:N:980:VAL:N	1:P:766:ARG:NH1	2.69	0.41
2:N:984:ASN:C	2:N:986:ASN:H	2.24	0.41
2:N:1024:THR:HA	2:N:1031:ARG:HD2	2.03	0.41
1:P:721:LEU:O	1:V:806:TRP:HA	2.20	0.41
1:P:771:VAL:HG11	1:P:781:ILE:CD1	2.43	0.41
1:P:772:TYR:CE2	1:P:779:ARG:CG	3.04	0.41
1:P:795:ILE:CG2	1:P:802:VAL:HA	2.50	0.41
1:P:899:TYR:HD1	2:Q:1031:ARG:HG2	1.77	0.41
2:Q:940:GLN:HB3	2:Q:941:PRO:HD2	2.02	0.41
2:Q:980:VAL:N	1:S:766:ARG:NH1	2.69	0.41
3:R:1039:HIS:CE1	1:S:878:TYR:OH	2.74	0.41
1:S:721:LEU:HD13	1:Y:821:ASP:C	2.41	0.41
1:S:725:ARG:NE	1:Y:808:ARG:HB2	2.35	0.41
1:S:826:ASN:OD1	1:S:834:PRO:HG2	2.21	0.41
1:S:837:VAL:O	1:S:837:VAL:CG2	2.69	0.41

Continued on next page...

Continued from previous page...

Atom-1	Atom-2	Interatomic distance (Å)	Clash overlap (Å)
2:T:936:MET:HE1	2:T:1004:LYS:HD2	2.02	0.41
2:T:955:PHE:HD1	2:T:955:PHE:HA	1.56	0.41
2:T:966:MET:SD	2:T:992:THR:HB	2.60	0.41
1:V:779:ARG:CD	2:W:1025:ALA:HA	2.51	0.41
2:W:1024:THR:HA	2:W:1031:ARG:HD2	2.03	0.41
1:Y:758:THR:HA	1:Y:876:THR:HB	2.03	0.41
1:Y:779:ARG:CD	2:Z:1025:ALA:HA	2.51	0.41
1:Y:802:VAL:CG2	1:Y:803:PHE:H	2.26	0.41
1:Y:850:MET:HE2	1:Y:850:MET:CA	2.51	0.41
2:Z:950:PHE:HE1	2:Z:991:GLU:CB	2.34	0.41
2:Z:1024:THR:HA	2:Z:1031:ARG:HD2	2.03	0.41
1:A:721:LEU:CD2	1:G:822:SER:O	2.61	0.41
1:A:743:LYS:HZ2	1:A:891:ARG:HA	1.85	0.41
3:C:1051:VAL:CG1	3:C:1052:PRO:N	2.84	0.41
3:C:1059:VAL:HG13	3:C:1060:ASP:N	2.32	0.41
1:D:721:LEU:CD2	1:J:822:SER:O	2.61	0.41
1:D:726:LEU:HB3	1:G:891:ARG:HH11	1.71	0.41
1:D:743:LYS:HD2	1:D:891:ARG:HA	2.03	0.41
1:D:771:VAL:HG11	1:D:781:ILE:CD1	2.43	0.41
1:D:772:TYR:HE2	2:E:950:PHE:HZ	1.69	0.41
1:D:901:LEU:HD22	2:E:909:LYS:HG2	2.03	0.41
2:E:965:TYR:O	2:E:997:TRP:CE3	2.74	0.41
3:F:1051:VAL:CG1	3:F:1052:PRO:HD2	2.51	0.41
1:G:772:TYR:CE2	1:G:779:ARG:CG	3.04	0.41
1:G:799:GLN:HE21	1:G:800:ALA:H	1.67	0.41
2:H:954:GLU:HB2	2:H:987:ILE:CD1	2.50	0.41
3:I:1039:HIS:CE1	1:J:878:TYR:OH	2.74	0.41
1:J:779:ARG:N	2:K:1025:ALA:HB2	2.35	0.41
1:J:843:GLU:HA	1:J:846:ARG:HG2	2.03	0.41
2:K:954:GLU:HB2	2:K:987:ILE:CD1	2.51	0.41
2:K:962:PRO:HA	2:K:1001:LEU:HD22	2.02	0.41
2:K:1008:VAL:HG12	2:K:1009:ARG:N	2.36	0.41
1:M:837:VAL:O	1:M:837:VAL:CG2	2.69	0.41
2:N:930:MET:HE3	3:O:1053:VAL:CG1	2.48	0.41
3:O:1051:VAL:CG1	3:O:1052:PRO:N	2.84	0.41
1:P:779:ARG:N	2:Q:1025:ALA:HB2	2.35	0.41
1:P:844:ARG:CZ	1:P:870:TYR:CE2	3.04	0.41
1:S:758:THR:HA	1:S:876:THR:HB	2.03	0.41
2:T:943:HIS:HB3	3:U:1058:PRO:HG3	2.03	0.41
2:W:963:GLN:HG2	1:Y:751:THR:O	2.19	0.41
2:Z:976:PRO:HG3	2:Z:997:TRP:HZ3	1.86	0.41

Continued on next page...

Continued from previous page...

Atom-1	Atom-2	Interatomic distance (Å)	Clash overlap (Å)
1:A:764:SER:CB	1:A:786:TRP:HZ3	2.33	0.40
1:G:721:LEU:CD2	1:M:822:SER:O	2.61	0.40
1:G:757:THR:HG23	1:G:757:THR:H	1.46	0.40
1:G:772:TYR:HB3	1:G:773:SER:H	1.72	0.40
1:J:725:ARG:HH12	1:P:808:ARG:HD3	1.84	0.40
1:M:727:LYS:HG2	1:M:727:LYS:O	2.05	0.40
2:N:1029:VAL:CG1	2:N:1030:ARG:N	2.82	0.40
1:P:758:THR:HA	1:P:876:THR:HB	2.03	0.40
2:Q:943:HIS:HB3	3:R:1058:PRO:HG3	2.03	0.40
2:Q:954:GLU:HB2	2:Q:987:ILE:CD1	2.51	0.40
2:Q:1024:THR:HA	2:Q:1031:ARG:HD2	2.03	0.40
1:S:802:VAL:CG2	1:S:803:PHE:H	2.26	0.40
2:T:940:GLN:HB3	2:T:941:PRO:HD2	2.02	0.40
1:V:743:LYS:NZ	1:Y:808:ARG:HH22	2.20	0.40
2:W:943:HIS:HB3	3:X:1058:PRO:HG3	2.03	0.40
2:W:972:LYS:HB3	2:W:972:LYS:HE2	1.89	0.40
1:Y:843:GLU:HA	1:Y:846:ARG:HG2	2.03	0.40
1:A:772:TYR:HE2	2:B:950:PHE:HZ	1.69	0.40
2:B:954:GLU:CG	2:B:987:ILE:HG12	2.51	0.40
2:B:981:VAL:HB	3:C:1062:GLN:OE1	2.22	0.40
1:D:764:SER:CB	1:D:786:TRP:HZ3	2.33	0.40
1:D:802:VAL:N	1:D:877:LEU:HD22	2.35	0.40
1:D:828:LEU:H	1:D:828:LEU:HG	1.70	0.40
2:E:981:VAL:HB	3:F:1062:GLN:OE1	2.22	0.40
2:E:1008:VAL:HG12	2:E:1009:ARG:N	2.36	0.40
1:G:901:LEU:HD22	2:H:909:LYS:HG2	2.03	0.40
2:H:954:GLU:CG	2:H:987:ILE:HG12	2.51	0.40
2:H:966:MET:SD	2:H:992:THR:HB	2.60	0.40
2:K:1024:THR:HA	2:K:1031:ARG:HD2	2.03	0.40
1:M:772:TYR:HE2	2:N:950:PHE:HZ	1.69	0.40
1:M:835:GLY:CA	1:M:877:LEU:HD21	2.50	0.40
2:N:927:GLN:O	2:N:927:GLN:HG2	2.21	0.40
2:N:948:TYR:HB3	2:N:949:ARG:H	1.60	0.40
2:N:965:TYR:O	2:N:997:TRP:CE3	2.74	0.40
1:P:725:ARG:HH12	1:V:808:ARG:HD3	1.84	0.40
1:V:749:CYS:CB	1:V:765:CYS:HG	2.34	0.40
1:V:764:SER:CB	1:V:786:TRP:HZ3	2.33	0.40
1:V:844:ARG:CZ	1:V:870:TYR:CE2	3.04	0.40
1:V:850:MET:HB2	1:V:850:MET:HE3	1.79	0.40
1:Y:779:ARG:HB2	2:Z:1025:ALA:HA	2.02	0.40
1:A:836:GLN:HE21	1:A:878:TYR:HD2	1.68	0.40

Continued on next page...

Continued from previous page...

Atom-1	Atom-2	Interatomic distance (Å)	Clash overlap (Å)
2:B:927:GLN:O	2:B:927:GLN:HG2	2.21	0.40
2:B:1008:VAL:HG12	2:B:1009:ARG:N	2.37	0.40
2:E:954:GLU:CG	2:E:987:ILE:HG12	2.51	0.40
2:E:1024:THR:HA	2:E:1031:ARG:HD2	2.03	0.40
1:M:843:GLU:HA	1:M:846:ARG:HG2	2.03	0.40
2:N:943:HIS:HB3	3:O:1058:PRO:HG3	2.03	0.40
1:P:743:LYS:NZ	1:S:808:ARG:HH22	2.20	0.40
2:Q:975:LEU:HA	2:Q:976:PRO:HD3	1.65	0.40
1:S:721:LEU:CD2	1:Y:822:SER:O	2.61	0.40
1:S:845:LEU:HD12	1:S:845:LEU:HA	1.87	0.40
2:T:981:VAL:HB	3:U:1062:GLN:OE1	2.22	0.40
1:V:837:VAL:O	1:V:837:VAL:CG2	2.69	0.40
2:W:1005:VAL:HG11	3:X:1043:PRO:HB2	2.04	0.40
1:Y:771:VAL:HG11	1:Y:781:ILE:CD1	2.43	0.40
1:Y:772:TYR:CE2	1:Y:779:ARG:CG	3.04	0.40
1:Y:826:ASN:OD1	1:Y:834:PRO:HG2	2.21	0.40
1:Y:837:VAL:O	1:Y:837:VAL:CG2	2.69	0.40
1:Y:844:ARG:CZ	1:Y:870:TYR:CE2	3.04	0.40
2:Z:940:GLN:HB3	2:Z:941:PRO:HD2	2.02	0.40
2:Z:954:GLU:CG	2:Z:987:ILE:HG12	2.51	0.40
1:A:743:LYS:HD2	1:A:891:ARG:HA	2.03	0.40
1:A:757:THR:CG2	1:A:802:VAL:CG2	2.91	0.40
1:A:759:VAL:HG12	1:A:760:PRO:HD2	2.04	0.40
1:A:806:TRP:CD1	1:A:887:ILE:CD1	3.04	0.40
3:C:1051:VAL:CG1	3:C:1052:PRO:HD2	2.50	0.40
1:D:759:VAL:HG12	1:D:760:PRO:HD2	2.04	0.40
1:D:779:ARG:CD	2:E:1025:ALA:HA	2.51	0.40
2:E:950:PHE:HE1	2:E:991:GLU:CB	2.34	0.40
3:F:1055:LYS:N	3:F:1055:LYS:HD3	2.32	0.40
1:J:734:MET:H	1:J:734:MET:HG3	1.42	0.40
1:J:743:LYS:NZ	1:M:808:ARG:HH22	2.20	0.40
1:J:772:TYR:CE2	1:J:779:ARG:CG	3.04	0.40
1:J:817:ILE:H	1:J:817:ILE:HG12	1.53	0.40
2:K:927:GLN:O	2:K:927:GLN:HG2	2.21	0.40
1:M:772:TYR:HB3	1:M:773:SER:H	1.72	0.40
1:P:736:ASN:HA	1:P:737:PRO:HD3	1.76	0.40
1:P:764:SER:CB	1:P:786:TRP:HZ3	2.33	0.40
1:P:885:VAL:CG2	1:P:886:SER:H	2.21	0.40
2:Q:966:MET:SD	2:Q:992:THR:HB	2.60	0.40
2:Q:984:ASN:C	2:Q:986:ASN:H	2.24	0.40
2:T:930:MET:O	3:U:1050:THR:HG23	2.22	0.40

Continued on next page...

Continued from previous page...

Atom-1	Atom-2	Interatomic distance (Å)	Clash overlap (Å)
2:T:1005:VAL:HG11	3:U:1043:PRO:HB2	2.04	0.40
2:W:940:GLN:HB3	2:W:941:PRO:HD2	2.02	0.40
2:W:965:TYR:O	2:W:997:TRP:CE3	2.74	0.40
2:W:976:PRO:HG3	2:W:997:TRP:HZ3	1.86	0.40
1:Y:772:TYR:HE2	2:Z:950:PHE:HZ	1.69	0.40
2:Z:944:VAL:HG22	2:Z:953:PHE:CD1	2.56	0.40
1:A:726:LEU:HB3	1:D:891:ARG:HH11	1.71	0.40
1:A:772:TYR:CE2	1:A:779:ARG:CG	3.04	0.40
1:A:826:ASN:HD22	1:A:826:ASN:HA	1.59	0.40
1:A:851:ILE:HA	1:A:854:PHE:HD2	1.77	0.40
1:D:743:LYS:NZ	1:G:808:ARG:HH22	2.19	0.40
1:D:844:ARG:CZ	1:D:870:TYR:CE2	3.04	0.40
3:F:1057:ILE:CG2	3:F:1058:PRO:N	2.82	0.40
1:G:743:LYS:HD2	1:G:891:ARG:HA	2.03	0.40
1:G:759:VAL:HG12	1:G:760:PRO:HD2	2.04	0.40
1:G:837:VAL:O	1:G:837:VAL:CG2	2.69	0.40
2:H:930:MET:O	3:I:1050:THR:HG23	2.22	0.40
3:I:1051:VAL:CG1	3:I:1052:PRO:N	2.84	0.40
1:J:743:LYS:HD2	1:J:891:ARG:HA	2.03	0.40
1:J:743:LYS:HB3	1:J:889:VAL:O	2.22	0.40
1:J:747:ILE:HB	1:J:887:ILE:HG13	2.04	0.40
2:K:966:MET:SD	2:K:992:THR:HB	2.60	0.40
1:M:734:MET:H	1:M:734:MET:HG3	1.42	0.40
1:M:743:LYS:HB3	1:M:889:VAL:O	2.22	0.40
1:M:778:VAL:HG22	2:N:916:LYS:HZ1	1.85	0.40
2:N:954:GLU:HB2	2:N:987:ILE:CD1	2.50	0.40
2:N:962:PRO:HA	2:N:1001:LEU:HD22	2.03	0.40
1:P:747:ILE:HB	1:P:887:ILE:HG13	2.04	0.40
2:Q:954:GLU:HG3	2:Q:987:ILE:HG12	2.04	0.40
1:S:743:LYS:NZ	1:V:808:ARG:HH22	2.20	0.40
1:S:747:ILE:HB	1:S:887:ILE:HG13	2.04	0.40
1:S:843:GLU:HA	1:S:846:ARG:HG2	2.03	0.40
2:W:954:GLU:CG	2:W:987:ILE:HG12	2.51	0.40
2:W:981:VAL:HB	3:X:1062:GLN:OE1	2.22	0.40
3:X:1051:VAL:CG1	3:X:1052:PRO:N	2.84	0.40
2:Z:927:GLN:O	2:Z:927:GLN:HG2	2.21	0.40
2:Z:954:GLU:HG3	2:Z:987:ILE:HG12	2.04	0.40
2:Z:962:PRO:HA	2:Z:1001:LEU:HD22	2.03	0.40

There are no symmetry-related clashes.

5.3 Torsion angles [i](#)

5.3.1 Protein backbone [i](#)

In the following table, the Percentiles column shows the percent Ramachandran outliers of the chain as a percentile score with respect to all PDB entries followed by that with respect to all EM entries.

The Analysed column shows the number of residues for which the backbone conformation was analysed, and the total number of residues.

Mol	Chain	Analysed	Favoured	Allowed	Outliers	Percentiles	
1	A	193/216 (89%)	147 (76%)	33 (17%)	13 (7%)	1	15
1	D	193/216 (89%)	147 (76%)	33 (17%)	13 (7%)	1	15
1	G	193/216 (89%)	147 (76%)	33 (17%)	13 (7%)	1	15
1	J	193/216 (89%)	147 (76%)	33 (17%)	13 (7%)	1	15
1	M	193/216 (89%)	147 (76%)	33 (17%)	13 (7%)	1	15
1	P	193/216 (89%)	147 (76%)	33 (17%)	13 (7%)	1	15
1	S	193/216 (89%)	147 (76%)	33 (17%)	13 (7%)	1	15
1	V	193/216 (89%)	147 (76%)	33 (17%)	13 (7%)	1	15
1	Y	193/216 (89%)	147 (76%)	33 (17%)	13 (7%)	1	15
1	b	193/216 (89%)	147 (76%)	33 (17%)	13 (7%)	1	15
1	e	193/216 (89%)	147 (76%)	33 (17%)	13 (7%)	1	15
1	h	193/216 (89%)	147 (76%)	33 (17%)	13 (7%)	1	15
1	k	193/216 (89%)	147 (76%)	33 (17%)	13 (7%)	1	15
1	n	193/216 (89%)	147 (76%)	33 (17%)	13 (7%)	1	15
2	B	128/130 (98%)	88 (69%)	26 (20%)	14 (11%)	0	8
2	E	128/130 (98%)	88 (69%)	26 (20%)	14 (11%)	0	8
2	H	128/130 (98%)	88 (69%)	26 (20%)	14 (11%)	0	8
2	K	128/130 (98%)	88 (69%)	26 (20%)	14 (11%)	0	8
2	N	128/130 (98%)	88 (69%)	26 (20%)	14 (11%)	0	8
2	Q	128/130 (98%)	88 (69%)	26 (20%)	14 (11%)	0	8
2	T	128/130 (98%)	88 (69%)	26 (20%)	14 (11%)	0	8
2	W	128/130 (98%)	88 (69%)	26 (20%)	14 (11%)	0	8
2	Z	128/130 (98%)	88 (69%)	26 (20%)	14 (11%)	0	8
2	c	128/130 (98%)	88 (69%)	26 (20%)	14 (11%)	0	8
2	f	128/130 (98%)	88 (69%)	26 (20%)	14 (11%)	0	8

Continued on next page...

Continued from previous page...

Mol	Chain	Analysed	Favoured	Allowed	Outliers	Percentiles	
2	i	128/130 (98%)	88 (69%)	26 (20%)	14 (11%)	0	8
2	l	128/130 (98%)	88 (69%)	26 (20%)	14 (11%)	0	8
2	o	128/130 (98%)	88 (69%)	26 (20%)	14 (11%)	0	8
3	C	27/48 (56%)	20 (74%)	6 (22%)	1 (4%)	3	24
3	F	27/48 (56%)	20 (74%)	6 (22%)	1 (4%)	3	24
3	I	27/48 (56%)	20 (74%)	6 (22%)	1 (4%)	3	24
3	L	27/48 (56%)	20 (74%)	6 (22%)	1 (4%)	3	24
3	O	27/48 (56%)	20 (74%)	6 (22%)	1 (4%)	3	24
3	R	27/48 (56%)	20 (74%)	6 (22%)	1 (4%)	3	24
3	U	27/48 (56%)	20 (74%)	6 (22%)	1 (4%)	3	24
3	X	27/48 (56%)	20 (74%)	6 (22%)	1 (4%)	3	24
3	a	27/48 (56%)	20 (74%)	6 (22%)	1 (4%)	3	24
3	d	27/48 (56%)	20 (74%)	6 (22%)	1 (4%)	3	24
3	g	27/48 (56%)	20 (74%)	6 (22%)	1 (4%)	3	24
3	j	27/48 (56%)	20 (74%)	6 (22%)	1 (4%)	3	24
3	m	27/48 (56%)	20 (74%)	6 (22%)	1 (4%)	3	24
3	p	27/48 (56%)	20 (74%)	6 (22%)	1 (4%)	3	24
All	All	4872/5516 (88%)	3570 (73%)	910 (19%)	392 (8%)	2	12

All (392) Ramachandran outliers are listed below:

Mol	Chain	Res	Type
1	A	726	LEU
1	A	814	ASP
1	A	878	TYR
1	A	899	TYR
1	A	902	ALA
2	B	1001	LEU
2	B	1033	GLN
1	D	726	LEU
1	D	814	ASP
1	D	878	TYR
1	D	899	TYR
1	D	902	ALA
2	E	1001	LEU
2	E	1033	GLN

Continued on next page...

Continued from previous page...

Mol	Chain	Res	Type
1	G	726	LEU
1	G	814	ASP
1	G	878	TYR
1	G	899	TYR
1	G	902	ALA
2	H	1001	LEU
2	H	1033	GLN
1	J	726	LEU
1	J	814	ASP
1	J	878	TYR
1	J	899	TYR
1	J	902	ALA
2	K	1001	LEU
2	K	1033	GLN
1	M	726	LEU
1	M	814	ASP
1	M	878	TYR
1	M	899	TYR
1	M	902	ALA
2	N	1001	LEU
2	N	1033	GLN
1	P	726	LEU
1	P	814	ASP
1	P	878	TYR
1	P	899	TYR
1	P	902	ALA
2	Q	1001	LEU
2	Q	1033	GLN
1	S	726	LEU
1	S	814	ASP
1	S	878	TYR
1	S	899	TYR
1	S	902	ALA
2	T	1001	LEU
2	T	1033	GLN
1	V	726	LEU
1	V	814	ASP
1	V	878	TYR
1	V	899	TYR
1	V	902	ALA
2	W	1001	LEU
2	W	1033	GLN

Continued on next page...

Continued from previous page...

Mol	Chain	Res	Type
1	Y	726	LEU
1	Y	814	ASP
1	Y	878	TYR
1	Y	899	TYR
1	Y	902	ALA
2	Z	1001	LEU
2	Z	1033	GLN
1	b	726	LEU
1	b	814	ASP
1	b	878	TYR
1	b	899	TYR
1	b	902	ALA
2	c	1001	LEU
2	c	1033	GLN
1	e	726	LEU
1	e	814	ASP
1	e	878	TYR
1	e	899	TYR
1	e	902	ALA
2	f	1001	LEU
2	f	1033	GLN
1	h	726	LEU
1	h	814	ASP
1	h	878	TYR
1	h	899	TYR
1	h	902	ALA
2	i	1001	LEU
2	i	1033	GLN
1	k	726	LEU
1	k	814	ASP
1	k	878	TYR
1	k	899	TYR
1	k	902	ALA
2	l	1001	LEU
2	l	1033	GLN
1	n	726	LEU
1	n	814	ASP
1	n	878	TYR
1	n	899	TYR
1	n	902	ALA
2	o	1001	LEU
2	o	1033	GLN

Continued on next page...

Continued from previous page...

Mol	Chain	Res	Type
1	A	818	VAL
2	B	994	ALA
1	D	818	VAL
2	E	994	ALA
1	G	818	VAL
2	H	994	ALA
1	J	818	VAL
2	K	994	ALA
1	M	818	VAL
2	N	994	ALA
1	P	818	VAL
2	Q	994	ALA
1	S	818	VAL
2	T	994	ALA
1	V	818	VAL
2	W	994	ALA
1	Y	818	VAL
2	Z	994	ALA
1	b	818	VAL
2	c	994	ALA
1	e	818	VAL
2	f	994	ALA
1	h	818	VAL
2	i	994	ALA
1	k	818	VAL
2	l	994	ALA
1	n	818	VAL
2	o	994	ALA
1	A	723	PRO
1	A	735	ALA
1	A	875	PRO
2	B	937	ARG
2	B	1005	VAL
1	D	723	PRO
1	D	735	ALA
1	D	875	PRO
2	E	937	ARG
2	E	1005	VAL
1	G	723	PRO
1	G	735	ALA
1	G	875	PRO
2	H	937	ARG

Continued on next page...

Continued from previous page...

Mol	Chain	Res	Type
2	H	1005	VAL
1	J	723	PRO
1	J	735	ALA
1	J	875	PRO
2	K	937	ARG
2	K	1005	VAL
1	M	723	PRO
1	M	735	ALA
1	M	875	PRO
2	N	937	ARG
2	N	1005	VAL
1	P	723	PRO
1	P	735	ALA
1	P	875	PRO
2	Q	937	ARG
2	Q	1005	VAL
1	S	723	PRO
1	S	735	ALA
1	S	875	PRO
2	T	937	ARG
2	T	1005	VAL
1	V	723	PRO
1	V	735	ALA
1	V	875	PRO
2	W	937	ARG
2	W	1005	VAL
1	Y	723	PRO
1	Y	735	ALA
1	Y	875	PRO
2	Z	937	ARG
2	Z	1005	VAL
1	b	723	PRO
1	b	735	ALA
1	b	875	PRO
2	c	937	ARG
2	c	1005	VAL
1	e	723	PRO
1	e	735	ALA
1	e	875	PRO
2	f	937	ARG
2	f	1005	VAL
1	h	723	PRO

Continued on next page...

Continued from previous page...

Mol	Chain	Res	Type
1	h	735	ALA
1	h	875	PRO
2	i	937	ARG
2	i	1005	VAL
1	k	723	PRO
1	k	735	ALA
1	k	875	PRO
2	l	937	ARG
2	l	1005	VAL
1	n	723	PRO
1	n	735	ALA
1	n	875	PRO
2	o	937	ARG
2	o	1005	VAL
2	B	950	PHE
2	B	999	ILE
2	B	1020	VAL
2	E	950	PHE
2	E	999	ILE
2	E	1020	VAL
2	H	950	PHE
2	H	999	ILE
2	H	1020	VAL
2	K	950	PHE
2	K	999	ILE
2	K	1020	VAL
2	N	950	PHE
2	N	999	ILE
2	N	1020	VAL
2	Q	950	PHE
2	Q	999	ILE
2	Q	1020	VAL
2	T	950	PHE
2	T	999	ILE
2	T	1020	VAL
2	W	950	PHE
2	W	999	ILE
2	W	1020	VAL
2	Z	950	PHE
2	Z	999	ILE
2	Z	1020	VAL
2	c	950	PHE

Continued on next page...

Continued from previous page...

Mol	Chain	Res	Type
2	c	999	ILE
2	c	1020	VAL
2	f	950	PHE
2	f	999	ILE
2	f	1020	VAL
2	i	950	PHE
2	i	999	ILE
2	i	1020	VAL
2	l	950	PHE
2	l	999	ILE
2	l	1020	VAL
2	o	950	PHE
2	o	999	ILE
2	o	1020	VAL
2	B	932	GLU
2	B	1025	ALA
2	E	932	GLU
2	E	1025	ALA
2	H	1025	ALA
2	K	932	GLU
2	K	1025	ALA
2	N	932	GLU
2	N	1025	ALA
2	Q	932	GLU
2	Q	1025	ALA
2	T	932	GLU
2	T	1025	ALA
2	W	932	GLU
2	W	1025	ALA
2	Z	932	GLU
2	Z	1025	ALA
2	c	1025	ALA
2	f	932	GLU
2	f	1025	ALA
2	i	932	GLU
2	i	1025	ALA
2	l	932	GLU
2	l	1025	ALA
2	o	932	GLU
2	o	1025	ALA
1	A	795	ILE
2	B	938	SER

Continued on next page...

Continued from previous page...

Mol	Chain	Res	Type
1	D	795	ILE
2	E	938	SER
1	G	795	ILE
2	H	932	GLU
2	H	938	SER
1	J	795	ILE
2	K	938	SER
1	M	795	ILE
2	N	938	SER
1	P	795	ILE
2	Q	938	SER
1	S	795	ILE
2	T	938	SER
1	V	795	ILE
2	W	938	SER
1	Y	795	ILE
2	Z	938	SER
1	b	795	ILE
2	c	932	GLU
2	c	938	SER
1	e	795	ILE
2	f	938	SER
1	h	795	ILE
2	i	938	SER
1	k	795	ILE
2	l	938	SER
1	n	795	ILE
2	o	938	SER
2	B	1007	GLY
2	E	1007	GLY
2	H	1007	GLY
2	K	1007	GLY
2	N	1007	GLY
2	Q	1007	GLY
2	T	1007	GLY
2	W	1007	GLY
2	Z	1007	GLY
2	c	1007	GLY
2	f	1007	GLY
2	i	1007	GLY
2	l	1007	GLY
2	o	1007	GLY

Continued on next page...

Continued from previous page...

Mol	Chain	Res	Type
2	B	939	ILE
2	B	1006	VAL
2	E	939	ILE
2	E	1006	VAL
2	H	939	ILE
2	H	1006	VAL
2	K	939	ILE
2	K	1006	VAL
2	N	939	ILE
2	N	1006	VAL
2	Q	939	ILE
2	Q	1006	VAL
2	T	939	ILE
2	T	1006	VAL
2	W	939	ILE
2	W	1006	VAL
2	Z	939	ILE
2	Z	1006	VAL
2	c	939	ILE
2	c	1006	VAL
2	f	939	ILE
2	f	1006	VAL
2	i	939	ILE
2	i	1006	VAL
2	l	939	ILE
2	l	1006	VAL
2	o	939	ILE
2	o	1006	VAL
1	A	898	VAL
3	C	1053	VAL
1	D	898	VAL
3	F	1053	VAL
1	G	898	VAL
3	I	1053	VAL
1	J	898	VAL
3	L	1053	VAL
1	M	898	VAL
3	O	1053	VAL
1	P	898	VAL
3	R	1053	VAL
1	S	898	VAL
3	U	1053	VAL

Continued on next page...

Continued from previous page...

Mol	Chain	Res	Type
1	V	898	VAL
3	X	1053	VAL
1	Y	898	VAL
3	a	1053	VAL
1	b	898	VAL
3	d	1053	VAL
1	e	898	VAL
3	g	1053	VAL
1	h	898	VAL
3	j	1053	VAL
1	k	898	VAL
3	m	1053	VAL
1	n	898	VAL
3	p	1053	VAL
1	A	815	GLY
1	A	847	GLY
1	D	815	GLY
1	D	847	GLY
1	G	815	GLY
1	G	847	GLY
1	J	815	GLY
1	J	847	GLY
1	M	815	GLY
1	M	847	GLY
1	P	815	GLY
1	P	847	GLY
1	S	815	GLY
1	S	847	GLY
1	V	815	GLY
1	V	847	GLY
1	Y	815	GLY
1	Y	847	GLY
1	b	815	GLY
1	b	847	GLY
1	e	815	GLY
1	e	847	GLY
1	h	815	GLY
1	h	847	GLY
1	k	815	GLY
1	k	847	GLY
1	n	815	GLY
1	n	847	GLY

5.3.2 Protein sidechains [i](#)

In the following table, the Percentiles column shows the percent sidechain outliers of the chain as a percentile score with respect to all PDB entries followed by that with respect to all EM entries.

The Analysed column shows the number of residues for which the sidechain conformation was analysed, and the total number of residues.

Mol	Chain	Analysed	Rotameric	Outliers	Percentiles	
1	A	158/176 (90%)	124 (78%)	34 (22%)	1	6
1	D	158/176 (90%)	124 (78%)	34 (22%)	1	6
1	G	158/176 (90%)	124 (78%)	34 (22%)	1	6
1	J	158/176 (90%)	124 (78%)	34 (22%)	1	6
1	M	158/176 (90%)	124 (78%)	34 (22%)	1	6
1	P	158/176 (90%)	124 (78%)	34 (22%)	1	6
1	S	158/176 (90%)	124 (78%)	34 (22%)	1	6
1	V	158/176 (90%)	124 (78%)	34 (22%)	1	6
1	Y	158/176 (90%)	124 (78%)	34 (22%)	1	6
1	b	158/176 (90%)	124 (78%)	34 (22%)	1	6
1	e	158/176 (90%)	124 (78%)	34 (22%)	1	6
1	h	158/176 (90%)	124 (78%)	34 (22%)	1	6
1	k	158/176 (90%)	124 (78%)	34 (22%)	1	6
1	n	158/176 (90%)	124 (78%)	34 (22%)	1	6
2	B	109/109 (100%)	82 (75%)	27 (25%)	0	3
2	E	109/109 (100%)	82 (75%)	27 (25%)	0	3
2	H	109/109 (100%)	82 (75%)	27 (25%)	0	3
2	K	109/109 (100%)	82 (75%)	27 (25%)	0	3
2	N	109/109 (100%)	82 (75%)	27 (25%)	0	3
2	Q	109/109 (100%)	82 (75%)	27 (25%)	0	3
2	T	109/109 (100%)	82 (75%)	27 (25%)	0	3
2	W	109/109 (100%)	82 (75%)	27 (25%)	0	3
2	Z	109/109 (100%)	82 (75%)	27 (25%)	0	3
2	c	109/109 (100%)	82 (75%)	27 (25%)	0	3
2	f	109/109 (100%)	82 (75%)	27 (25%)	0	3
2	i	109/109 (100%)	82 (75%)	27 (25%)	0	3

Continued on next page...

Continued from previous page...

Mol	Chain	Analysed	Rotameric	Outliers	Percentiles	
2	l	109/109 (100%)	82 (75%)	27 (25%)	0	3
2	o	109/109 (100%)	82 (75%)	27 (25%)	0	3
3	C	27/43 (63%)	22 (82%)	5 (18%)	1	9
3	F	27/43 (63%)	22 (82%)	5 (18%)	1	9
3	I	27/43 (63%)	22 (82%)	5 (18%)	1	9
3	L	27/43 (63%)	22 (82%)	5 (18%)	1	9
3	O	27/43 (63%)	22 (82%)	5 (18%)	1	9
3	R	27/43 (63%)	22 (82%)	5 (18%)	1	9
3	U	27/43 (63%)	22 (82%)	5 (18%)	1	9
3	X	27/43 (63%)	22 (82%)	5 (18%)	1	9
3	a	27/43 (63%)	22 (82%)	5 (18%)	1	9
3	d	27/43 (63%)	22 (82%)	5 (18%)	1	9
3	g	27/43 (63%)	22 (82%)	5 (18%)	1	9
3	j	27/43 (63%)	22 (82%)	5 (18%)	1	9
3	m	27/43 (63%)	22 (82%)	5 (18%)	1	9
3	p	27/43 (63%)	22 (82%)	5 (18%)	1	9
All	All	4116/4592 (90%)	3192 (78%)	924 (22%)	3	5

All (924) residues with a non-rotameric sidechain are listed below:

Mol	Chain	Res	Type
1	A	709	GLU
1	A	711	SER
1	A	714	SER
1	A	722	THR
1	A	725	ARG
1	A	727	LYS
1	A	730	ARG
1	A	733	VAL
1	A	734	MET
1	A	743	LYS
1	A	747	ILE
1	A	756	ASP
1	A	757	THR
1	A	759	VAL
1	A	783	LYS

Continued on next page...

Continued from previous page...

Mol	Chain	Res	Type
1	A	801	ARG
1	A	803	PHE
1	A	808	ARG
1	A	810	ARG
1	A	813	GLN
1	A	817	ILE
1	A	819	ASN
1	A	826	ASN
1	A	828	LEU
1	A	833	ILE
1	A	837	VAL
1	A	845	LEU
1	A	846	ARG
1	A	850	MET
1	A	867	LEU
1	A	886	SER
1	A	891	ARG
1	A	898	VAL
1	A	901	LEU
2	B	908	LYS
2	B	911	ILE
2	B	913	GLN
2	B	917	GLN
2	B	924	LYS
2	B	938	SER
2	B	943	HIS
2	B	945	TRP
2	B	946	ASP
2	B	947	ASN
2	B	948	TYR
2	B	949	ARG
2	B	955	PHE
2	B	958	ASN
2	B	961	LEU
2	B	972	LYS
2	B	975	LEU
2	B	978	SER
2	B	995	LYS
2	B	1003	ASP
2	B	1006	VAL
2	B	1009	ARG
2	B	1012	ASN

Continued on next page...

Continued from previous page...

Mol	Chain	Res	Type
2	B	1013	PHE
2	B	1017	ARG
2	B	1026	SER
2	B	1032	VAL
3	C	1035	CYS
3	C	1040	LYS
3	C	1047	TRP
3	C	1054	ASN
3	C	1060	ASP
1	D	709	GLU
1	D	711	SER
1	D	714	SER
1	D	722	THR
1	D	725	ARG
1	D	727	LYS
1	D	730	ARG
1	D	733	VAL
1	D	734	MET
1	D	743	LYS
1	D	747	ILE
1	D	756	ASP
1	D	757	THR
1	D	759	VAL
1	D	783	LYS
1	D	801	ARG
1	D	803	PHE
1	D	808	ARG
1	D	810	ARG
1	D	813	GLN
1	D	817	ILE
1	D	819	ASN
1	D	826	ASN
1	D	828	LEU
1	D	833	ILE
1	D	837	VAL
1	D	845	LEU
1	D	846	ARG
1	D	850	MET
1	D	867	LEU
1	D	886	SER
1	D	891	ARG
1	D	898	VAL

Continued on next page...

Continued from previous page...

Mol	Chain	Res	Type
1	D	901	LEU
2	E	908	LYS
2	E	911	ILE
2	E	913	GLN
2	E	917	GLN
2	E	924	LYS
2	E	938	SER
2	E	943	HIS
2	E	945	TRP
2	E	946	ASP
2	E	947	ASN
2	E	948	TYR
2	E	949	ARG
2	E	955	PHE
2	E	958	ASN
2	E	961	LEU
2	E	972	LYS
2	E	975	LEU
2	E	978	SER
2	E	995	LYS
2	E	1003	ASP
2	E	1006	VAL
2	E	1009	ARG
2	E	1012	ASN
2	E	1013	PHE
2	E	1017	ARG
2	E	1026	SER
2	E	1032	VAL
3	F	1035	CYS
3	F	1040	LYS
3	F	1047	TRP
3	F	1054	ASN
3	F	1060	ASP
1	G	709	GLU
1	G	711	SER
1	G	714	SER
1	G	722	THR
1	G	725	ARG
1	G	727	LYS
1	G	730	ARG
1	G	733	VAL
1	G	734	MET

Continued on next page...

Continued from previous page...

Mol	Chain	Res	Type
1	G	743	LYS
1	G	747	ILE
1	G	756	ASP
1	G	757	THR
1	G	759	VAL
1	G	783	LYS
1	G	801	ARG
1	G	803	PHE
1	G	808	ARG
1	G	810	ARG
1	G	813	GLN
1	G	817	ILE
1	G	819	ASN
1	G	826	ASN
1	G	828	LEU
1	G	833	ILE
1	G	837	VAL
1	G	845	LEU
1	G	846	ARG
1	G	850	MET
1	G	867	LEU
1	G	886	SER
1	G	891	ARG
1	G	898	VAL
1	G	901	LEU
2	H	908	LYS
2	H	911	ILE
2	H	913	GLN
2	H	917	GLN
2	H	924	LYS
2	H	938	SER
2	H	943	HIS
2	H	945	TRP
2	H	946	ASP
2	H	947	ASN
2	H	948	TYR
2	H	949	ARG
2	H	955	PHE
2	H	958	ASN
2	H	961	LEU
2	H	972	LYS
2	H	975	LEU

Continued on next page...

Continued from previous page...

Mol	Chain	Res	Type
2	H	978	SER
2	H	995	LYS
2	H	1003	ASP
2	H	1006	VAL
2	H	1009	ARG
2	H	1012	ASN
2	H	1013	PHE
2	H	1017	ARG
2	H	1026	SER
2	H	1032	VAL
3	I	1035	CYS
3	I	1040	LYS
3	I	1047	TRP
3	I	1054	ASN
3	I	1060	ASP
1	J	709	GLU
1	J	711	SER
1	J	714	SER
1	J	722	THR
1	J	725	ARG
1	J	727	LYS
1	J	730	ARG
1	J	733	VAL
1	J	734	MET
1	J	743	LYS
1	J	747	ILE
1	J	756	ASP
1	J	757	THR
1	J	759	VAL
1	J	783	LYS
1	J	801	ARG
1	J	803	PHE
1	J	808	ARG
1	J	810	ARG
1	J	813	GLN
1	J	817	ILE
1	J	819	ASN
1	J	826	ASN
1	J	828	LEU
1	J	833	ILE
1	J	837	VAL
1	J	845	LEU

Continued on next page...

Continued from previous page...

Mol	Chain	Res	Type
1	J	846	ARG
1	J	850	MET
1	J	867	LEU
1	J	886	SER
1	J	891	ARG
1	J	898	VAL
1	J	901	LEU
2	K	908	LYS
2	K	911	ILE
2	K	913	GLN
2	K	917	GLN
2	K	924	LYS
2	K	938	SER
2	K	943	HIS
2	K	945	TRP
2	K	946	ASP
2	K	947	ASN
2	K	948	TYR
2	K	949	ARG
2	K	955	PHE
2	K	958	ASN
2	K	961	LEU
2	K	972	LYS
2	K	975	LEU
2	K	978	SER
2	K	995	LYS
2	K	1003	ASP
2	K	1006	VAL
2	K	1009	ARG
2	K	1012	ASN
2	K	1013	PHE
2	K	1017	ARG
2	K	1026	SER
2	K	1032	VAL
3	L	1035	CYS
3	L	1040	LYS
3	L	1047	TRP
3	L	1054	ASN
3	L	1060	ASP
1	M	709	GLU
1	M	711	SER
1	M	714	SER

Continued on next page...

Continued from previous page...

Mol	Chain	Res	Type
1	M	722	THR
1	M	725	ARG
1	M	727	LYS
1	M	730	ARG
1	M	733	VAL
1	M	734	MET
1	M	743	LYS
1	M	747	ILE
1	M	756	ASP
1	M	757	THR
1	M	759	VAL
1	M	783	LYS
1	M	801	ARG
1	M	803	PHE
1	M	808	ARG
1	M	810	ARG
1	M	813	GLN
1	M	817	ILE
1	M	819	ASN
1	M	826	ASN
1	M	828	LEU
1	M	833	ILE
1	M	837	VAL
1	M	845	LEU
1	M	846	ARG
1	M	850	MET
1	M	867	LEU
1	M	886	SER
1	M	891	ARG
1	M	898	VAL
1	M	901	LEU
2	N	908	LYS
2	N	911	ILE
2	N	913	GLN
2	N	917	GLN
2	N	924	LYS
2	N	938	SER
2	N	943	HIS
2	N	945	TRP
2	N	946	ASP
2	N	947	ASN
2	N	948	TYR

Continued on next page...

Continued from previous page...

Mol	Chain	Res	Type
2	N	949	ARG
2	N	955	PHE
2	N	958	ASN
2	N	961	LEU
2	N	972	LYS
2	N	975	LEU
2	N	978	SER
2	N	995	LYS
2	N	1003	ASP
2	N	1006	VAL
2	N	1009	ARG
2	N	1012	ASN
2	N	1013	PHE
2	N	1017	ARG
2	N	1026	SER
2	N	1032	VAL
3	O	1035	CYS
3	O	1040	LYS
3	O	1047	TRP
3	O	1054	ASN
3	O	1060	ASP
1	P	709	GLU
1	P	711	SER
1	P	714	SER
1	P	722	THR
1	P	725	ARG
1	P	727	LYS
1	P	730	ARG
1	P	733	VAL
1	P	734	MET
1	P	743	LYS
1	P	747	ILE
1	P	756	ASP
1	P	757	THR
1	P	759	VAL
1	P	783	LYS
1	P	801	ARG
1	P	803	PHE
1	P	808	ARG
1	P	810	ARG
1	P	813	GLN
1	P	817	ILE

Continued on next page...

Continued from previous page...

Mol	Chain	Res	Type
1	P	819	ASN
1	P	826	ASN
1	P	828	LEU
1	P	833	ILE
1	P	837	VAL
1	P	845	LEU
1	P	846	ARG
1	P	850	MET
1	P	867	LEU
1	P	886	SER
1	P	891	ARG
1	P	898	VAL
1	P	901	LEU
2	Q	908	LYS
2	Q	911	ILE
2	Q	913	GLN
2	Q	917	GLN
2	Q	924	LYS
2	Q	938	SER
2	Q	943	HIS
2	Q	945	TRP
2	Q	946	ASP
2	Q	947	ASN
2	Q	948	TYR
2	Q	949	ARG
2	Q	955	PHE
2	Q	958	ASN
2	Q	961	LEU
2	Q	972	LYS
2	Q	975	LEU
2	Q	978	SER
2	Q	995	LYS
2	Q	1003	ASP
2	Q	1006	VAL
2	Q	1009	ARG
2	Q	1012	ASN
2	Q	1013	PHE
2	Q	1017	ARG
2	Q	1026	SER
2	Q	1032	VAL
3	R	1035	CYS
3	R	1040	LYS

Continued on next page...

Continued from previous page...

Mol	Chain	Res	Type
3	R	1047	TRP
3	R	1054	ASN
3	R	1060	ASP
1	S	709	GLU
1	S	711	SER
1	S	714	SER
1	S	722	THR
1	S	725	ARG
1	S	727	LYS
1	S	730	ARG
1	S	733	VAL
1	S	734	MET
1	S	743	LYS
1	S	747	ILE
1	S	756	ASP
1	S	757	THR
1	S	759	VAL
1	S	783	LYS
1	S	801	ARG
1	S	803	PHE
1	S	808	ARG
1	S	810	ARG
1	S	813	GLN
1	S	817	ILE
1	S	819	ASN
1	S	826	ASN
1	S	828	LEU
1	S	833	ILE
1	S	837	VAL
1	S	845	LEU
1	S	846	ARG
1	S	850	MET
1	S	867	LEU
1	S	886	SER
1	S	891	ARG
1	S	898	VAL
1	S	901	LEU
2	T	908	LYS
2	T	911	ILE
2	T	913	GLN
2	T	917	GLN
2	T	924	LYS

Continued on next page...

Continued from previous page...

Mol	Chain	Res	Type
2	T	938	SER
2	T	943	HIS
2	T	945	TRP
2	T	946	ASP
2	T	947	ASN
2	T	948	TYR
2	T	949	ARG
2	T	955	PHE
2	T	958	ASN
2	T	961	LEU
2	T	972	LYS
2	T	975	LEU
2	T	978	SER
2	T	995	LYS
2	T	1003	ASP
2	T	1006	VAL
2	T	1009	ARG
2	T	1012	ASN
2	T	1013	PHE
2	T	1017	ARG
2	T	1026	SER
2	T	1032	VAL
3	U	1035	CYS
3	U	1040	LYS
3	U	1047	TRP
3	U	1054	ASN
3	U	1060	ASP
1	V	709	GLU
1	V	711	SER
1	V	714	SER
1	V	722	THR
1	V	725	ARG
1	V	727	LYS
1	V	730	ARG
1	V	733	VAL
1	V	734	MET
1	V	743	LYS
1	V	747	ILE
1	V	756	ASP
1	V	757	THR
1	V	759	VAL
1	V	783	LYS

Continued on next page...

Continued from previous page...

Mol	Chain	Res	Type
1	V	801	ARG
1	V	803	PHE
1	V	808	ARG
1	V	810	ARG
1	V	813	GLN
1	V	817	ILE
1	V	819	ASN
1	V	826	ASN
1	V	828	LEU
1	V	833	ILE
1	V	837	VAL
1	V	845	LEU
1	V	846	ARG
1	V	850	MET
1	V	867	LEU
1	V	886	SER
1	V	891	ARG
1	V	898	VAL
1	V	901	LEU
2	W	908	LYS
2	W	911	ILE
2	W	913	GLN
2	W	917	GLN
2	W	924	LYS
2	W	938	SER
2	W	943	HIS
2	W	945	TRP
2	W	946	ASP
2	W	947	ASN
2	W	948	TYR
2	W	949	ARG
2	W	955	PHE
2	W	958	ASN
2	W	961	LEU
2	W	972	LYS
2	W	975	LEU
2	W	978	SER
2	W	995	LYS
2	W	1003	ASP
2	W	1006	VAL
2	W	1009	ARG
2	W	1012	ASN

Continued on next page...

Continued from previous page...

Mol	Chain	Res	Type
2	W	1013	PHE
2	W	1017	ARG
2	W	1026	SER
2	W	1032	VAL
3	X	1035	CYS
3	X	1040	LYS
3	X	1047	TRP
3	X	1054	ASN
3	X	1060	ASP
1	Y	709	GLU
1	Y	711	SER
1	Y	714	SER
1	Y	722	THR
1	Y	725	ARG
1	Y	727	LYS
1	Y	730	ARG
1	Y	733	VAL
1	Y	734	MET
1	Y	743	LYS
1	Y	747	ILE
1	Y	756	ASP
1	Y	757	THR
1	Y	759	VAL
1	Y	783	LYS
1	Y	801	ARG
1	Y	803	PHE
1	Y	808	ARG
1	Y	810	ARG
1	Y	813	GLN
1	Y	817	ILE
1	Y	819	ASN
1	Y	826	ASN
1	Y	828	LEU
1	Y	833	ILE
1	Y	837	VAL
1	Y	845	LEU
1	Y	846	ARG
1	Y	850	MET
1	Y	867	LEU
1	Y	886	SER
1	Y	891	ARG
1	Y	898	VAL

Continued on next page...

Continued from previous page...

Mol	Chain	Res	Type
1	Y	901	LEU
2	Z	908	LYS
2	Z	911	ILE
2	Z	913	GLN
2	Z	917	GLN
2	Z	924	LYS
2	Z	938	SER
2	Z	943	HIS
2	Z	945	TRP
2	Z	946	ASP
2	Z	947	ASN
2	Z	948	TYR
2	Z	949	ARG
2	Z	955	PHE
2	Z	958	ASN
2	Z	961	LEU
2	Z	972	LYS
2	Z	975	LEU
2	Z	978	SER
2	Z	995	LYS
2	Z	1003	ASP
2	Z	1006	VAL
2	Z	1009	ARG
2	Z	1012	ASN
2	Z	1013	PHE
2	Z	1017	ARG
2	Z	1026	SER
2	Z	1032	VAL
3	a	1035	CYS
3	a	1040	LYS
3	a	1047	TRP
3	a	1054	ASN
3	a	1060	ASP
1	b	709	GLU
1	b	711	SER
1	b	714	SER
1	b	722	THR
1	b	725	ARG
1	b	727	LYS
1	b	730	ARG
1	b	733	VAL
1	b	734	MET

Continued on next page...

Continued from previous page...

Mol	Chain	Res	Type
1	b	743	LYS
1	b	747	ILE
1	b	756	ASP
1	b	757	THR
1	b	759	VAL
1	b	783	LYS
1	b	801	ARG
1	b	803	PHE
1	b	808	ARG
1	b	810	ARG
1	b	813	GLN
1	b	817	ILE
1	b	819	ASN
1	b	826	ASN
1	b	828	LEU
1	b	833	ILE
1	b	837	VAL
1	b	845	LEU
1	b	846	ARG
1	b	850	MET
1	b	867	LEU
1	b	886	SER
1	b	891	ARG
1	b	898	VAL
1	b	901	LEU
2	c	908	LYS
2	c	911	ILE
2	c	913	GLN
2	c	917	GLN
2	c	924	LYS
2	c	938	SER
2	c	943	HIS
2	c	945	TRP
2	c	946	ASP
2	c	947	ASN
2	c	948	TYR
2	c	949	ARG
2	c	955	PHE
2	c	958	ASN
2	c	961	LEU
2	c	972	LYS
2	c	975	LEU

Continued on next page...

Continued from previous page...

Mol	Chain	Res	Type
2	c	978	SER
2	c	995	LYS
2	c	1003	ASP
2	c	1006	VAL
2	c	1009	ARG
2	c	1012	ASN
2	c	1013	PHE
2	c	1017	ARG
2	c	1026	SER
2	c	1032	VAL
3	d	1035	CYS
3	d	1040	LYS
3	d	1047	TRP
3	d	1054	ASN
3	d	1060	ASP
1	e	709	GLU
1	e	711	SER
1	e	714	SER
1	e	722	THR
1	e	725	ARG
1	e	727	LYS
1	e	730	ARG
1	e	733	VAL
1	e	734	MET
1	e	743	LYS
1	e	747	ILE
1	e	756	ASP
1	e	757	THR
1	e	759	VAL
1	e	783	LYS
1	e	801	ARG
1	e	803	PHE
1	e	808	ARG
1	e	810	ARG
1	e	813	GLN
1	e	817	ILE
1	e	819	ASN
1	e	826	ASN
1	e	828	LEU
1	e	833	ILE
1	e	837	VAL
1	e	845	LEU

Continued on next page...

Continued from previous page...

Mol	Chain	Res	Type
1	e	846	ARG
1	e	850	MET
1	e	867	LEU
1	e	886	SER
1	e	891	ARG
1	e	898	VAL
1	e	901	LEU
2	f	908	LYS
2	f	911	ILE
2	f	913	GLN
2	f	917	GLN
2	f	924	LYS
2	f	938	SER
2	f	943	HIS
2	f	945	TRP
2	f	946	ASP
2	f	947	ASN
2	f	948	TYR
2	f	949	ARG
2	f	955	PHE
2	f	958	ASN
2	f	961	LEU
2	f	972	LYS
2	f	975	LEU
2	f	978	SER
2	f	995	LYS
2	f	1003	ASP
2	f	1006	VAL
2	f	1009	ARG
2	f	1012	ASN
2	f	1013	PHE
2	f	1017	ARG
2	f	1026	SER
2	f	1032	VAL
3	g	1035	CYS
3	g	1040	LYS
3	g	1047	TRP
3	g	1054	ASN
3	g	1060	ASP
1	h	709	GLU
1	h	711	SER
1	h	714	SER

Continued on next page...

Continued from previous page...

Mol	Chain	Res	Type
1	h	722	THR
1	h	725	ARG
1	h	727	LYS
1	h	730	ARG
1	h	733	VAL
1	h	734	MET
1	h	743	LYS
1	h	747	ILE
1	h	756	ASP
1	h	757	THR
1	h	759	VAL
1	h	783	LYS
1	h	801	ARG
1	h	803	PHE
1	h	808	ARG
1	h	810	ARG
1	h	813	GLN
1	h	817	ILE
1	h	819	ASN
1	h	826	ASN
1	h	828	LEU
1	h	833	ILE
1	h	837	VAL
1	h	845	LEU
1	h	846	ARG
1	h	850	MET
1	h	867	LEU
1	h	886	SER
1	h	891	ARG
1	h	898	VAL
1	h	901	LEU
2	i	908	LYS
2	i	911	ILE
2	i	913	GLN
2	i	917	GLN
2	i	924	LYS
2	i	938	SER
2	i	943	HIS
2	i	945	TRP
2	i	946	ASP
2	i	947	ASN
2	i	948	TYR

Continued on next page...

Continued from previous page...

Mol	Chain	Res	Type
2	i	949	ARG
2	i	955	PHE
2	i	958	ASN
2	i	961	LEU
2	i	972	LYS
2	i	975	LEU
2	i	978	SER
2	i	995	LYS
2	i	1003	ASP
2	i	1006	VAL
2	i	1009	ARG
2	i	1012	ASN
2	i	1013	PHE
2	i	1017	ARG
2	i	1026	SER
2	i	1032	VAL
3	j	1035	CYS
3	j	1040	LYS
3	j	1047	TRP
3	j	1054	ASN
3	j	1060	ASP
1	k	709	GLU
1	k	711	SER
1	k	714	SER
1	k	722	THR
1	k	725	ARG
1	k	727	LYS
1	k	730	ARG
1	k	733	VAL
1	k	734	MET
1	k	743	LYS
1	k	747	ILE
1	k	756	ASP
1	k	757	THR
1	k	759	VAL
1	k	783	LYS
1	k	801	ARG
1	k	803	PHE
1	k	808	ARG
1	k	810	ARG
1	k	813	GLN
1	k	817	ILE

Continued on next page...

Continued from previous page...

Mol	Chain	Res	Type
1	k	819	ASN
1	k	826	ASN
1	k	828	LEU
1	k	833	ILE
1	k	837	VAL
1	k	845	LEU
1	k	846	ARG
1	k	850	MET
1	k	867	LEU
1	k	886	SER
1	k	891	ARG
1	k	898	VAL
1	k	901	LEU
2	l	908	LYS
2	l	911	ILE
2	l	913	GLN
2	l	917	GLN
2	l	924	LYS
2	l	938	SER
2	l	943	HIS
2	l	945	TRP
2	l	946	ASP
2	l	947	ASN
2	l	948	TYR
2	l	949	ARG
2	l	955	PHE
2	l	958	ASN
2	l	961	LEU
2	l	972	LYS
2	l	975	LEU
2	l	978	SER
2	l	995	LYS
2	l	1003	ASP
2	l	1006	VAL
2	l	1009	ARG
2	l	1012	ASN
2	l	1013	PHE
2	l	1017	ARG
2	l	1026	SER
2	l	1032	VAL
3	m	1035	CYS
3	m	1040	LYS

Continued on next page...

Continued from previous page...

Mol	Chain	Res	Type
3	m	1047	TRP
3	m	1054	ASN
3	m	1060	ASP
1	n	709	GLU
1	n	711	SER
1	n	714	SER
1	n	722	THR
1	n	725	ARG
1	n	727	LYS
1	n	730	ARG
1	n	733	VAL
1	n	734	MET
1	n	743	LYS
1	n	747	ILE
1	n	756	ASP
1	n	757	THR
1	n	759	VAL
1	n	783	LYS
1	n	801	ARG
1	n	803	PHE
1	n	808	ARG
1	n	810	ARG
1	n	813	GLN
1	n	817	ILE
1	n	819	ASN
1	n	826	ASN
1	n	828	LEU
1	n	833	ILE
1	n	837	VAL
1	n	845	LEU
1	n	846	ARG
1	n	850	MET
1	n	867	LEU
1	n	886	SER
1	n	891	ARG
1	n	898	VAL
1	n	901	LEU
2	o	908	LYS
2	o	911	ILE
2	o	913	GLN
2	o	917	GLN
2	o	924	LYS

Continued on next page...

Continued from previous page...

Mol	Chain	Res	Type
2	o	938	SER
2	o	943	HIS
2	o	945	TRP
2	o	946	ASP
2	o	947	ASN
2	o	948	TYR
2	o	949	ARG
2	o	955	PHE
2	o	958	ASN
2	o	961	LEU
2	o	972	LYS
2	o	975	LEU
2	o	978	SER
2	o	995	LYS
2	o	1003	ASP
2	o	1006	VAL
2	o	1009	ARG
2	o	1012	ASN
2	o	1013	PHE
2	o	1017	ARG
2	o	1026	SER
2	o	1032	VAL
3	p	1035	CYS
3	p	1040	LYS
3	p	1047	TRP
3	p	1054	ASN
3	p	1060	ASP

Sometimes sidechains can be flipped to improve hydrogen bonding and reduce clashes. All (182) such sidechains are listed below:

Mol	Chain	Res	Type
1	A	736	ASN
1	A	799	GLN
1	A	826	ASN
1	A	840	HIS
1	A	861	GLN
1	A	904	ASN
2	B	913	GLN
2	B	925	ASN
2	B	947	ASN
2	B	958	ASN
2	B	963	GLN

Continued on next page...

Continued from previous page...

Mol	Chain	Res	Type
2	B	979	HIS
3	C	1039	HIS
1	D	736	ASN
1	D	799	GLN
1	D	826	ASN
1	D	840	HIS
1	D	861	GLN
1	D	904	ASN
2	E	913	GLN
2	E	925	ASN
2	E	947	ASN
2	E	958	ASN
2	E	963	GLN
2	E	979	HIS
3	F	1039	HIS
1	G	736	ASN
1	G	799	GLN
1	G	826	ASN
1	G	840	HIS
1	G	861	GLN
1	G	904	ASN
2	H	913	GLN
2	H	925	ASN
2	H	947	ASN
2	H	958	ASN
2	H	963	GLN
2	H	979	HIS
3	I	1039	HIS
1	J	736	ASN
1	J	799	GLN
1	J	826	ASN
1	J	840	HIS
1	J	861	GLN
1	J	904	ASN
2	K	913	GLN
2	K	925	ASN
2	K	947	ASN
2	K	958	ASN
2	K	963	GLN
2	K	979	HIS
3	L	1039	HIS
1	M	736	ASN

Continued on next page...

Continued from previous page...

Mol	Chain	Res	Type
1	M	799	GLN
1	M	826	ASN
1	M	840	HIS
1	M	861	GLN
1	M	904	ASN
2	N	913	GLN
2	N	925	ASN
2	N	947	ASN
2	N	958	ASN
2	N	963	GLN
2	N	979	HIS
3	O	1039	HIS
1	P	736	ASN
1	P	799	GLN
1	P	826	ASN
1	P	840	HIS
1	P	861	GLN
1	P	904	ASN
2	Q	913	GLN
2	Q	925	ASN
2	Q	947	ASN
2	Q	958	ASN
2	Q	963	GLN
2	Q	979	HIS
3	R	1039	HIS
1	S	736	ASN
1	S	799	GLN
1	S	826	ASN
1	S	840	HIS
1	S	861	GLN
1	S	904	ASN
2	T	913	GLN
2	T	925	ASN
2	T	947	ASN
2	T	958	ASN
2	T	963	GLN
2	T	979	HIS
3	U	1039	HIS
1	V	736	ASN
1	V	799	GLN
1	V	826	ASN
1	V	840	HIS

Continued on next page...

Continued from previous page...

Mol	Chain	Res	Type
1	V	861	GLN
1	V	904	ASN
2	W	913	GLN
2	W	925	ASN
2	W	947	ASN
2	W	958	ASN
2	W	963	GLN
2	W	979	HIS
3	X	1039	HIS
1	Y	736	ASN
1	Y	799	GLN
1	Y	826	ASN
1	Y	840	HIS
1	Y	861	GLN
1	Y	904	ASN
2	Z	913	GLN
2	Z	925	ASN
2	Z	947	ASN
2	Z	958	ASN
2	Z	963	GLN
2	Z	979	HIS
3	a	1039	HIS
1	b	736	ASN
1	b	799	GLN
1	b	826	ASN
1	b	840	HIS
1	b	861	GLN
1	b	904	ASN
2	c	913	GLN
2	c	925	ASN
2	c	947	ASN
2	c	958	ASN
2	c	963	GLN
2	c	979	HIS
3	d	1039	HIS
1	e	736	ASN
1	e	799	GLN
1	e	826	ASN
1	e	840	HIS
1	e	861	GLN
1	e	904	ASN
2	f	913	GLN

Continued on next page...

Continued from previous page...

Mol	Chain	Res	Type
2	f	925	ASN
2	f	947	ASN
2	f	958	ASN
2	f	963	GLN
2	f	979	HIS
3	g	1039	HIS
1	h	736	ASN
1	h	799	GLN
1	h	826	ASN
1	h	840	HIS
1	h	861	GLN
1	h	904	ASN
2	i	913	GLN
2	i	925	ASN
2	i	947	ASN
2	i	958	ASN
2	i	963	GLN
2	i	979	HIS
3	j	1039	HIS
1	k	736	ASN
1	k	799	GLN
1	k	826	ASN
1	k	840	HIS
1	k	861	GLN
1	k	904	ASN
2	l	913	GLN
2	l	925	ASN
2	l	947	ASN
2	l	958	ASN
2	l	963	GLN
2	l	979	HIS
3	m	1039	HIS
1	n	736	ASN
1	n	799	GLN
1	n	826	ASN
1	n	840	HIS
1	n	861	GLN
1	n	904	ASN
2	o	913	GLN
2	o	925	ASN
2	o	947	ASN
2	o	958	ASN

Continued on next page...

Continued from previous page...

Mol	Chain	Res	Type
2	o	963	GLN
2	o	979	HIS
3	p	1039	HIS

5.3.3 RNA [i](#)

There are no RNA molecules in this entry.

5.4 Non-standard residues in protein, DNA, RNA chains [i](#)

There are no non-standard protein/DNA/RNA residues in this entry.

5.5 Carbohydrates [i](#)

There are no monosaccharides in this entry.

5.6 Ligand geometry [i](#)

There are no ligands in this entry.

5.7 Other polymers [i](#)

There are no such residues in this entry.

5.8 Polymer linkage issues [i](#)

There are no chain breaks in this entry.

6 Map visualisation [i](#)

This section contains visualisations of the EMDB entry EMD-2233. These allow visual inspection of the internal detail of the map and identification of artifacts.

No raw map or half-maps were deposited for this entry and therefore no images, graphs, etc. pertaining to the raw map can be shown.

6.1 Orthogonal projections [i](#)

6.1.1 Primary map



X



Y



Z

The images above show the map projected in three orthogonal directions.

6.2 Central slices [i](#)

6.2.1 Primary map



X Index: 80



Y Index: 80




Z Index: 80


The images above show central slices of the map in three orthogonal directions.

6.3 Largest variance slices [i](#)

6.3.1 Primary map



X Index: 97



Y Index: 103

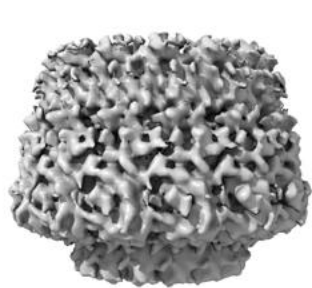


Z Index: 66

The images above show the largest variance slices of the map in three orthogonal directions.

6.4 Orthogonal surface views [i](#)

6.4.1 Primary map



X



Y



Z

The images above show the 3D surface view of the map at the recommended contour level 0.23. These images, in conjunction with the slice images, may facilitate assessment of whether an appropriate contour level has been provided.

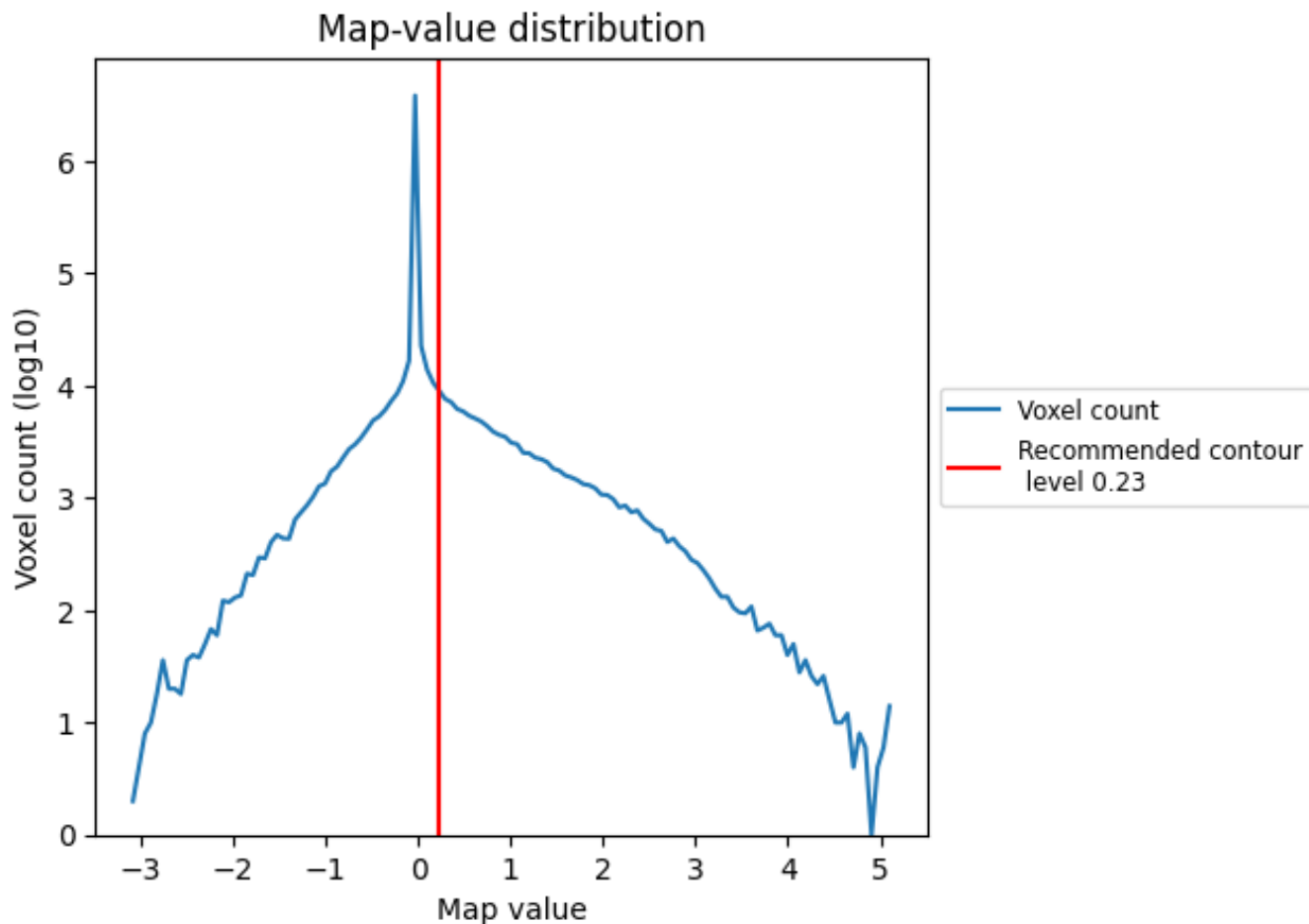
6.5 Mask visualisation

This section was not generated. No masks/segmentation were deposited.

7 Map analysis [i](#)

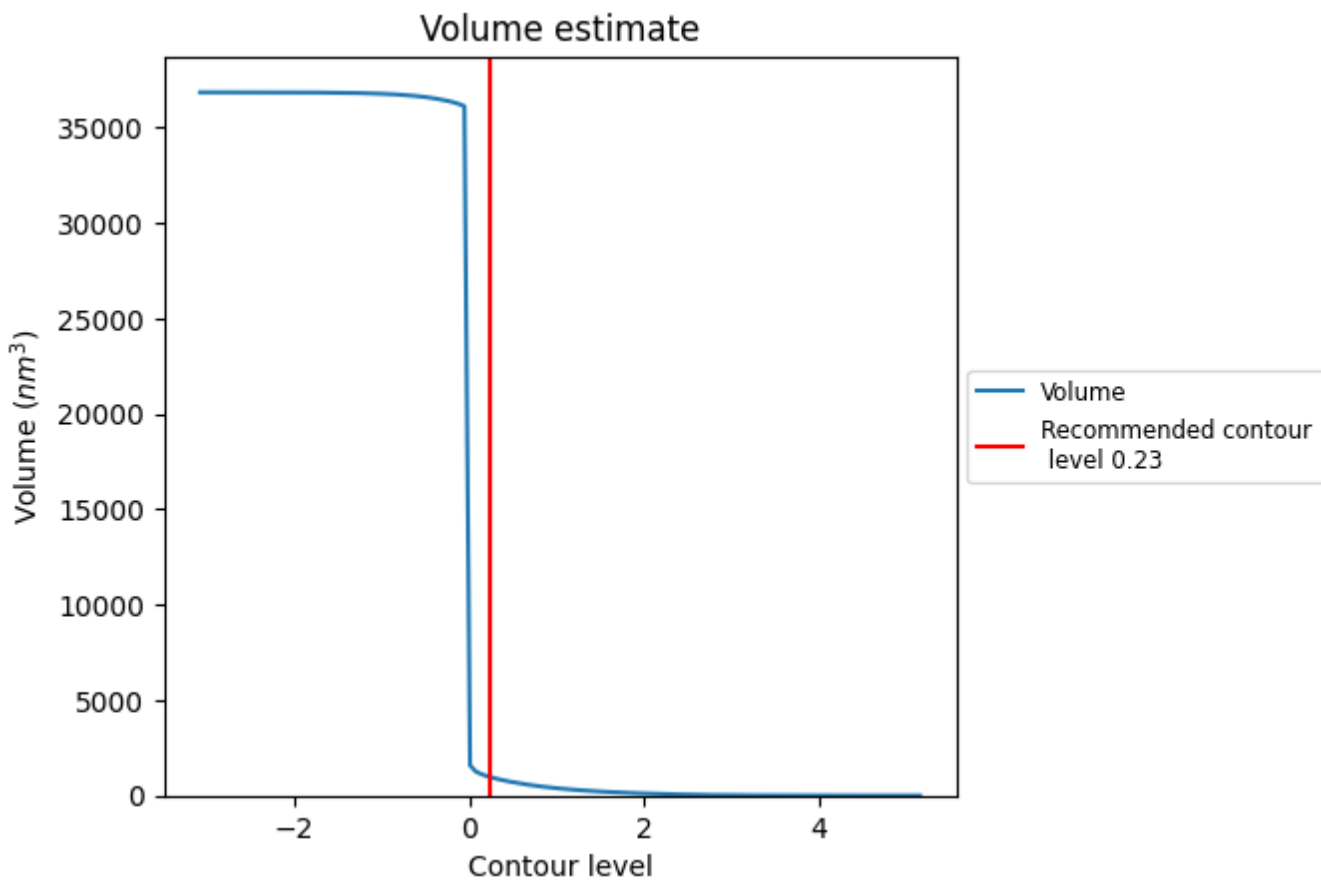
This section contains the results of statistical analysis of the map.

7.1 Map-value distribution [i](#)



The map-value distribution is plotted in 128 intervals along the x-axis. The y-axis is logarithmic. A spike in this graph at zero usually indicates that the volume has been masked.

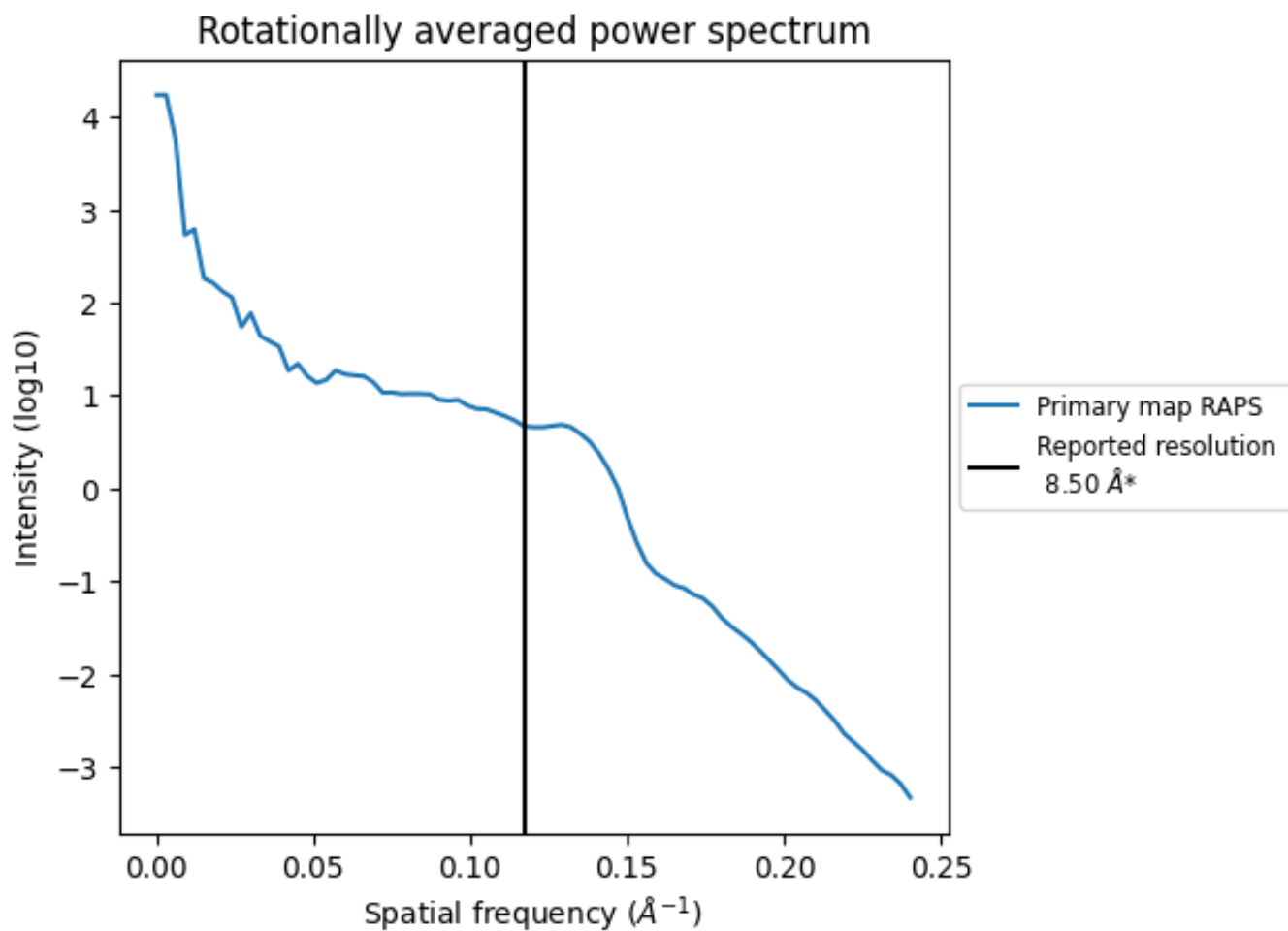
7.2 Volume estimate [i](#)



The volume at the recommended contour level is 983 nm^3 ; this corresponds to an approximate mass of 888 kDa.

The volume estimate graph shows how the enclosed volume varies with the contour level. The recommended contour level is shown as a vertical line and the intersection between the line and the curve gives the volume of the enclosed surface at the given level.

7.3 Rotationally averaged power spectrum [i](#)



*Reported resolution corresponds to spatial frequency of 0.118\AA^{-1}

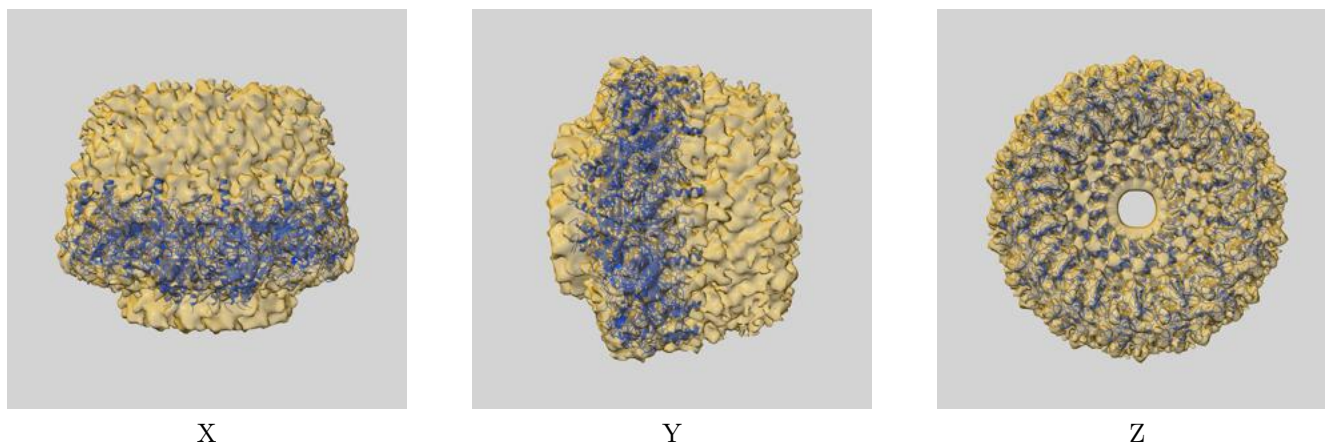
8 Fourier-Shell correlation

This section was not generated. No FSC curve or half-maps provided.

9 Map-model fit [i](#)

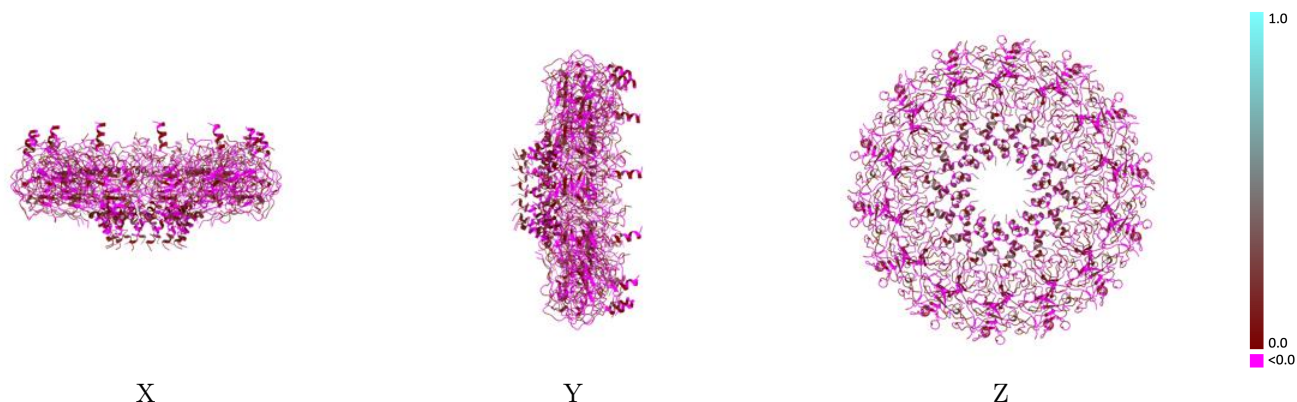
This section contains information regarding the fit between EMDB map EMD-2233 and PDB model 3ZBI. Per-residue inclusion information can be found in section 3 on page 8.

9.1 Map-model overlay [i](#)



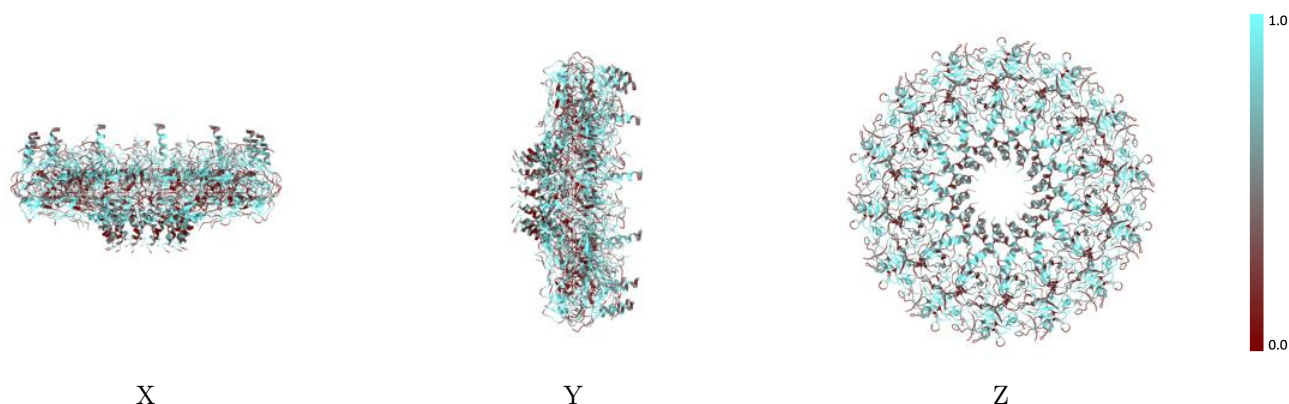
The images above show the 3D surface view of the map at the recommended contour level 0.23 at 50% transparency in yellow overlaid with a ribbon representation of the model coloured in blue. These images allow for the visual assessment of the quality of fit between the atomic model and the map.

9.2 Q-score mapped to coordinate model [i](#)



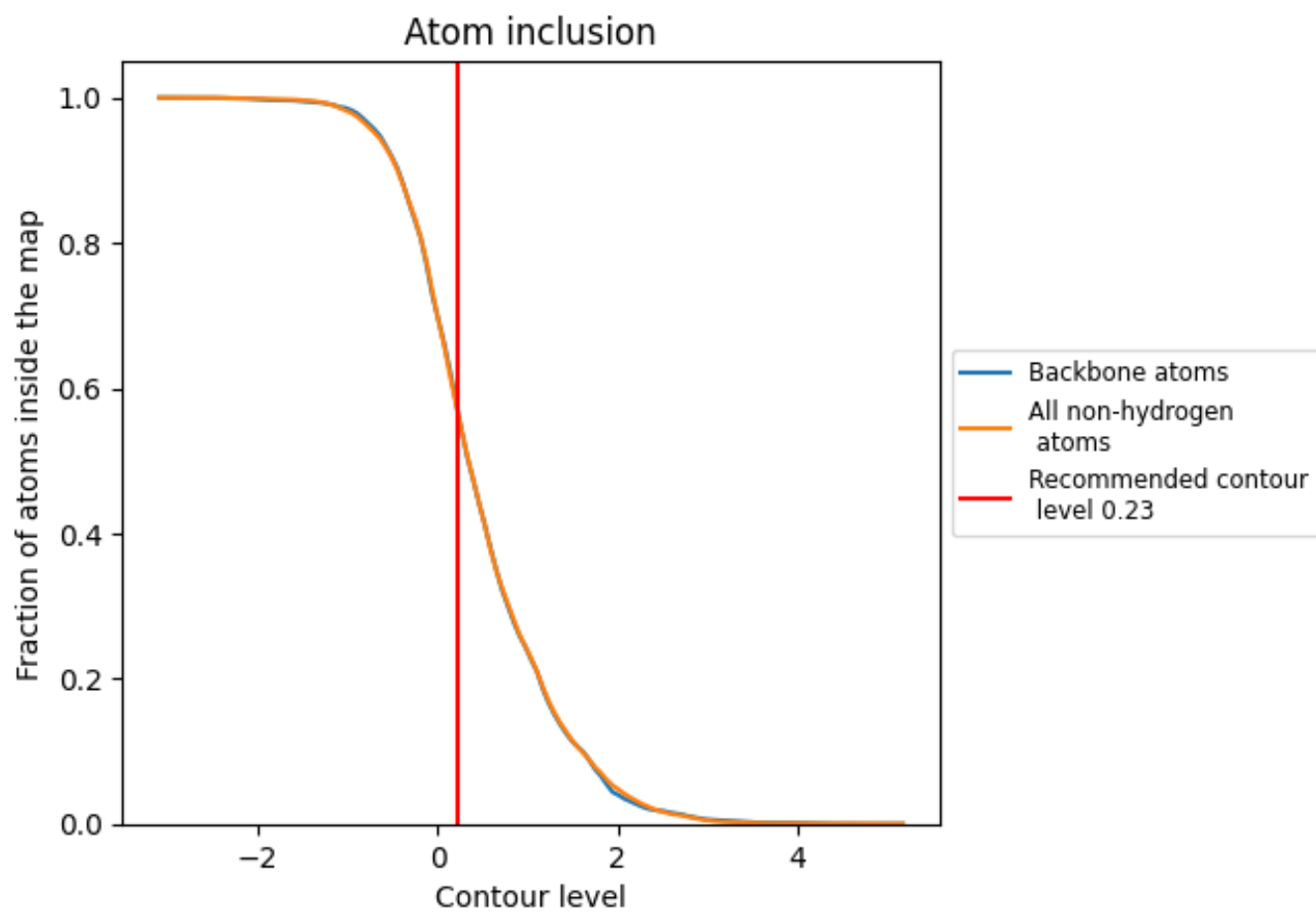
The images above show the model with each residue coloured according to its Q-score. This shows their resolvability in the map with higher Q-score values reflecting better resolvability. Please note: Q-score is calculating the resolvability of atoms, and thus high values are only expected at resolutions at which atoms can be resolved. Low Q-score values may therefore be expected for many entries.

9.3 Atom inclusion mapped to coordinate model [i](#)



The images above show the model with each residue coloured according to its atom inclusion. This shows to what extent they are inside the map at the recommended contour level (0.23).







































































9.4 Atom inclusion [i](#)



At the recommended contour level, 57% of all backbone atoms, 56% of all non-hydrogen atoms, are inside the map.

9.5 Map-model fit summary

















The table lists the average atom inclusion at the recommended contour level (0.23) and Q-score for the entire model and for each chain.

Chain	Atom inclusion	Q-score
All	 0.5643	 0.0100
A	 0.5364	 0.0120
B	 0.6054	 0.0140
C	 0.5425	 -0.0210
D	 0.5343	 0.0100
E	 0.6103	 0.0150
F	 0.5519	 -0.0160
G	 0.5392	 0.0140
H	 0.6054	 0.0210
I	 0.5377	 -0.0160
J	 0.5399	 0.0090
K	 0.6064	 0.0200
L	 0.5425	 -0.0220
M	 0.5392	 0.0090
N	 0.6044	 0.0170
O	 0.5660	 -0.0150
P	 0.5441	 0.0110
Q	 0.6064	 0.0130
R	 0.5519	 -0.0220
S	 0.5322	 0.0110
T	 0.6004	 0.0160
U	 0.5377	 -0.0190
V	 0.5364	 0.0120
W	 0.6054	 0.0140
X	 0.5425	 -0.0140
Y	 0.5343	 0.0100
Z	 0.6103	 0.0140
a	 0.5519	 -0.0170
b	 0.5392	 0.0140
c	 0.6054	 0.0170
d	 0.5377	 -0.0160
e	 0.5399	 0.0110
f	 0.6064	 0.0160
g	 0.5425	 -0.0310
h	 0.5392	 0.0090



Continued on next page...

Continued from previous page...

Chain	Atom inclusion	Q-score
i	 0.6044	 0.0170
j	 0.5660	 -0.0200
k	 0.5441	 0.0110
l	 0.6064	 0.0130
m	 0.5519	 -0.0260
n	 0.5322	 0.0100
o	 0.6004	 0.0140
p	 0.5377	 -0.0200