



## Full wwPDB X-ray Structure Validation Report ⓘ

May 21, 2020 – 03:01 am BST

PDB ID : 1YGZ  
Title : Crystal Structure of Inorganic Pyrophosphatase from Helicobacter pylori  
Authors : Wu, C.A.; Lokanath, N.K.; Kim, D.Y.; Park, H.J.; Hwang, H.Y.; Kim, S.T.;  
Suh, S.W.; Kim, K.K.  
Deposited on : 2005-01-06  
Resolution : 2.60 Å(reported)

This is a Full wwPDB X-ray Structure Validation Report for a publicly released PDB entry.

We welcome your comments at [validation@mail.wwpdb.org](mailto:validation@mail.wwpdb.org)

A user guide is available at

<https://www.wwpdb.org/validation/2017/XrayValidationReportHelp>

with specific help available everywhere you see the ⓘ symbol.

---

The following versions of software and data (see [references ⓘ](#)) were used in the production of this report:

MolProbity : 4.02b-467  
Mogul : 1.8.5 (274361), CSD as541be (2020)  
Xtriage (Phenix) : 1.13  
EDS : 2.11  
Percentile statistics : 20191225.v01 (using entries in the PDB archive December 25th 2019)  
Refmac : 5.8.0158  
CCP4 : 7.0.044 (Gargrove)  
Ideal geometry (proteins) : Engh & Huber (2001)  
Ideal geometry (DNA, RNA) : Parkinson et al. (1996)  
Validation Pipeline (wwPDB-VP) : 2.11

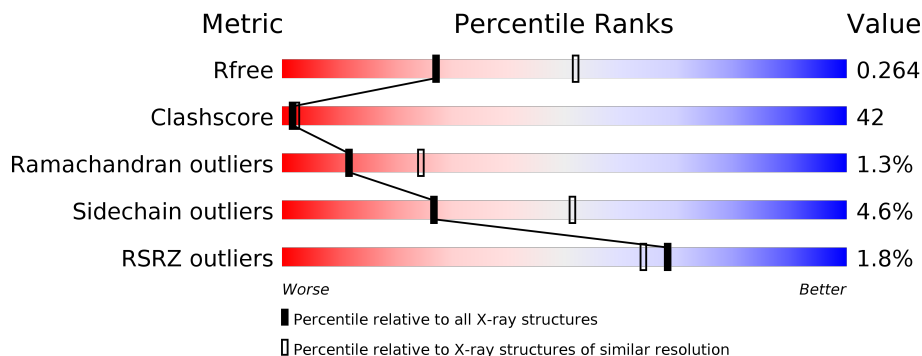
# 1 Overall quality at a glance

The following experimental techniques were used to determine the structure:

*X-RAY DIFFRACTION*

The reported resolution of this entry is 2.60 Å.

Percentile scores (ranging between 0-100) for global validation metrics of the entry are shown in the following graphic. The table shows the number of entries on which the scores are based.



Metric	Whole archive (#Entries)	Similar resolution (#Entries, resolution range(Å))
$R_{free}$	130704	3163 (2.60-2.60)
Clashscore	141614	3518 (2.60-2.60)
Ramachandran outliers	138981	3455 (2.60-2.60)
Sidechain outliers	138945	3455 (2.60-2.60)
RSRZ outliers	127900	3104 (2.60-2.60)

The table below summarises the geometric issues observed across the polymeric chains and their fit to the electron density. The red, orange, yellow and green segments on the lower bar indicate the fraction of residues that contain outliers for  $\geq 3$ , 2, 1 and 0 types of geometric quality criteria respectively. A grey segment represents the fraction of residues that are not modelled. The numeric value for each fraction is indicated below the corresponding segment, with a dot representing fractions  $\leq 5\%$ . The upper red bar (where present) indicates the fraction of residues that have poor fit to the electron density. The numeric value is given above the bar.

Mol	Chain	Length	Quality of chain
1	A	173	 2% 46% 49% 5%
1	B	173	 % 40% 57%
1	C	173	 5% 43% 53%
1	D	173	 2% 46% 50%
1	E	173	 2% 43% 53%
1	F	173	 37% 58%

## 2 Entry composition [i](#)

There are 2 unique types of molecules in this entry. The entry contains 8552 atoms, of which 0 are hydrogens and 0 are deuteriums.

In the tables below, the ZeroOcc column contains the number of atoms modelled with zero occupancy, the AltConf column contains the number of residues with at least one atom in alternate conformation and the Trace column contains the number of residues modelled with at most 2 atoms.

- Molecule 1 is a protein called Inorganic pyrophosphatase.

Mol	Chain	Residues	Atoms						ZeroOcc	AltConf	Trace
			Total	C	N	O	S	Se			
1	A	172	1351	861	219	266	1	4	0	0	0
1	B	172	1351	861	219	266	1	4	0	0	0
1	C	172	1351	861	219	266	1	4	0	0	0
1	D	172	1351	861	219	266	1	4	0	0	0
1	E	172	1351	861	219	266	1	4	0	0	0
1	F	172	1351	861	219	266	1	4	0	0	0

There are 24 discrepancies between the modelled and reference sequences:

Chain	Residue	Modelled	Actual	Comment	Reference
A	1	MSE	MET	MODIFIED RESIDUE	UNP P56153
A	39	MSE	MET	MODIFIED RESIDUE	UNP P56153
A	94	MSE	MET	MODIFIED RESIDUE	UNP P56153
A	100	MSE	MET	MODIFIED RESIDUE	UNP P56153
B	1	MSE	MET	MODIFIED RESIDUE	UNP P56153
B	39	MSE	MET	MODIFIED RESIDUE	UNP P56153
B	94	MSE	MET	MODIFIED RESIDUE	UNP P56153
B	100	MSE	MET	MODIFIED RESIDUE	UNP P56153
C	1	MSE	MET	MODIFIED RESIDUE	UNP P56153
C	39	MSE	MET	MODIFIED RESIDUE	UNP P56153
C	94	MSE	MET	MODIFIED RESIDUE	UNP P56153
C	100	MSE	MET	MODIFIED RESIDUE	UNP P56153
D	1	MSE	MET	MODIFIED RESIDUE	UNP P56153
D	39	MSE	MET	MODIFIED RESIDUE	UNP P56153
D	94	MSE	MET	MODIFIED RESIDUE	UNP P56153
D	100	MSE	MET	MODIFIED RESIDUE	UNP P56153
E	1	MSE	MET	MODIFIED RESIDUE	UNP P56153

*Continued on next page...*

*Continued from previous page...*

Chain	Residue	Modelled	Actual	Comment	Reference
E	39	MSE	MET	MODIFIED RESIDUE	UNP P56153
E	94	MSE	MET	MODIFIED RESIDUE	UNP P56153
E	100	MSE	MET	MODIFIED RESIDUE	UNP P56153
F	1	MSE	MET	MODIFIED RESIDUE	UNP P56153
F	39	MSE	MET	MODIFIED RESIDUE	UNP P56153
F	94	MSE	MET	MODIFIED RESIDUE	UNP P56153
F	100	MSE	MET	MODIFIED RESIDUE	UNP P56153

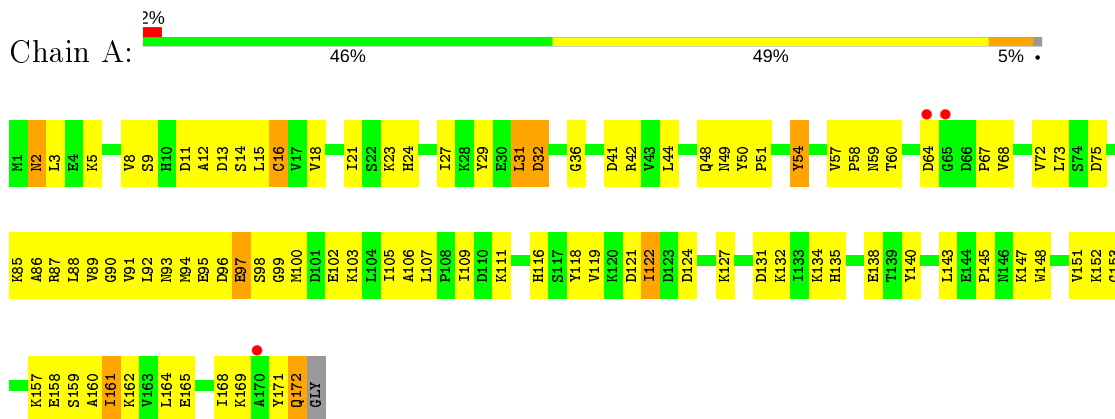
- Molecule 2 is water.

Mol	Chain	Residues	Atoms	ZeroOcc	AltConf
2	A	67	Total O 67 67	0	0
2	B	64	Total O 64 64	0	0
2	C	74	Total O 74 74	0	0
2	D	83	Total O 83 83	0	0
2	E	72	Total O 72 72	0	0
2	F	86	Total O 86 86	0	0

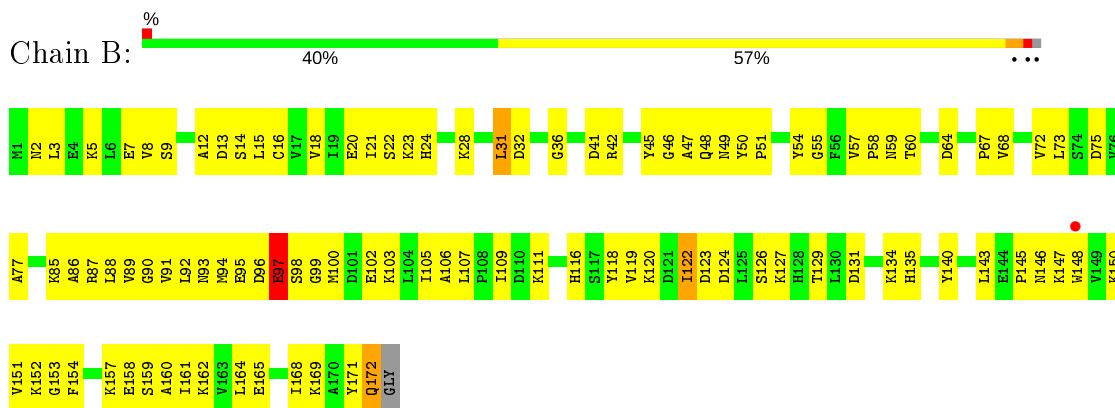
### 3 Residue-property plots

These plots are drawn for all protein, RNA and DNA chains in the entry. The first graphic for a chain summarises the proportions of the various outlier classes displayed in the second graphic. The second graphic shows the sequence view annotated by issues in geometry and electron density. Residues are color-coded according to the number of geometric quality criteria for which they contain at least one outlier: green = 0, yellow = 1, orange = 2 and red = 3 or more. A red dot above a residue indicates a poor fit to the electron density ( $RSRZ > 2$ ). Stretches of 2 or more consecutive residues without any outlier are shown as a green connector. Residues present in the sample, but not in the model, are shown in grey.

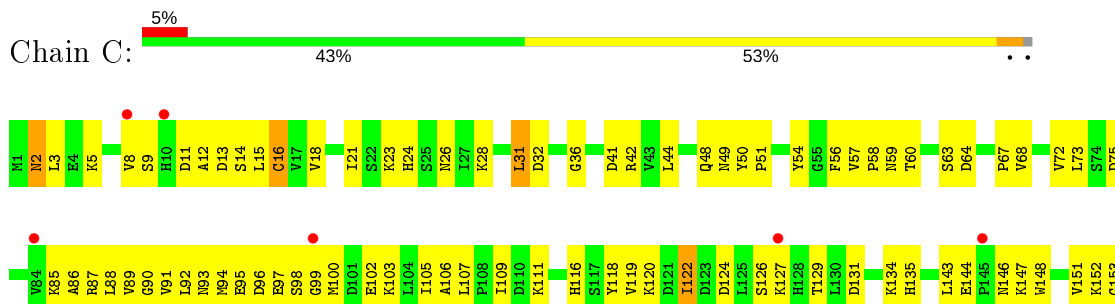
- Molecule 1: Inorganic pyrophosphatase




- Molecule 1: Inorganic pyrophosphatase

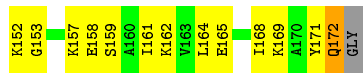
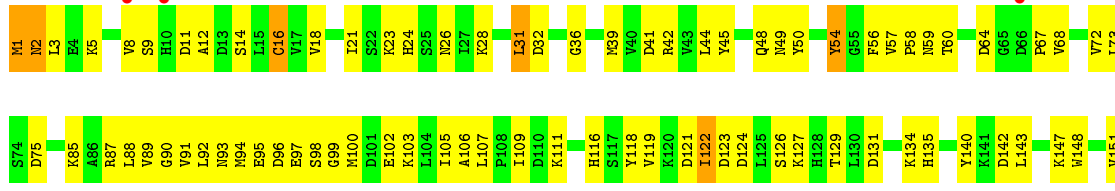


- Molecule 1: Inorganic pyrophosphatase

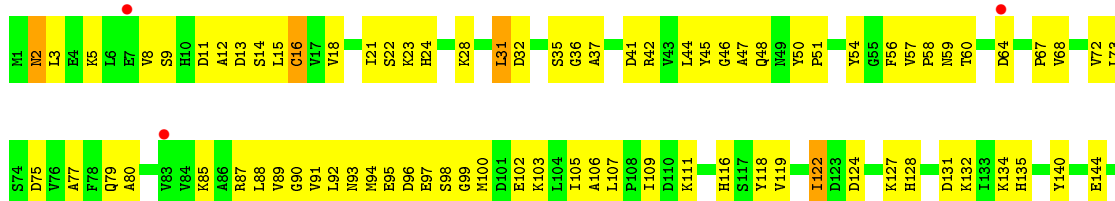




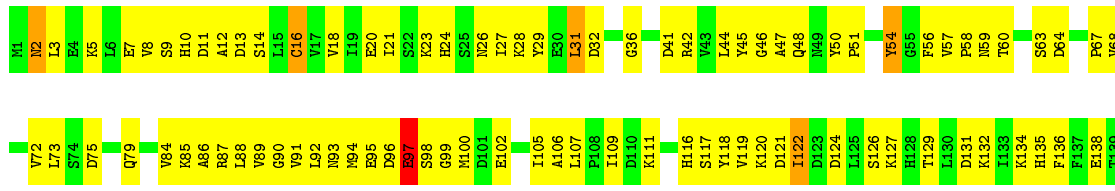
• Molecule 1: Inorganic pyrophosphatase



• Molecule 1: Inorganic pyrophosphatase



• Molecule 1: Inorganic pyrophosphatase



## 4 Data and refinement statistics

Property	Value	Source
Space group	P 3	Depositor
Cell constants a, b, c, $\alpha$ , $\beta$ , $\gamma$	115.06 Å 115.06 Å 73.78 Å 90.00° 90.00° 120.00°	Depositor
Resolution (Å)	20.00 – 2.60 30.29 – 2.60	Depositor EDS
% Data completeness (in resolution range)	98.5 (20.00-2.60) 98.5 (30.29-2.60)	Depositor EDS
$R_{merge}$	0.06	Depositor
$R_{sym}$	(Not available)	Depositor
$\langle I/\sigma(I) \rangle$ <sup>1</sup>	9.47 (at 2.61 Å)	Xtriage
Refinement program	CNS	Depositor
R, $R_{free}$	0.206 , 0.265 0.204 , 0.264	Depositor DCC
$R_{free}$ test set	3117 reflections (9.42%)	wwPDB-VP
Wilson B-factor (Å <sup>2</sup> )	14.7	Xtriage
Anisotropy	0.025	Xtriage
Bulk solvent $k_{sol}$ (e/Å <sup>3</sup> ), $B_{sol}$ (Å <sup>2</sup> )	0.34 , 56.1	EDS
L-test for twinning <sup>2</sup>	$\langle  L  \rangle = 0.34$ , $\langle L^2 \rangle = 0.17$	Xtriage
Estimated twinning fraction	0.100 for -h,-k,l 0.499 for h,-h-k,-l 0.100 for -k,-h,-l	Xtriage
$F_o, F_c$ correlation	0.85	EDS
Total number of atoms	8552	wwPDB-VP
Average B, all atoms (Å <sup>2</sup> )	20.0	wwPDB-VP

Xtriage's analysis on translational NCS is as follows: *The largest off-origin peak in the Patterson function is 4.93% of the height of the origin peak. No significant pseudotranslation is detected.*

<sup>1</sup> Intensities estimated from amplitudes.

<sup>2</sup> Theoretical values of  $\langle |L| \rangle$ ,  $\langle L^2 \rangle$  for acentric reflections are 0.5, 0.333 respectively for untwinned datasets, and 0.375, 0.2 for perfectly twinned datasets.

## 5 Model quality [i](#)

### 5.1 Standard geometry [i](#)

The Z score for a bond length (or angle) is the number of standard deviations the observed value is removed from the expected value. A bond length (or angle) with  $|Z| > 5$  is considered an outlier worth inspection. RMSZ is the root-mean-square of all Z scores of the bond lengths (or angles).

Mol	Chain	Bond lengths		Bond angles	
		RMSZ	# Z  >5	RMSZ	# Z  >5
1	A	0.44	0/1372	0.63	0/1848
1	B	0.48	0/1372	0.64	1/1848 (0.1%)
1	C	0.45	0/1372	0.61	0/1848
1	D	0.49	0/1372	0.62	1/1848 (0.1%)
1	E	0.46	0/1372	0.62	0/1848
1	F	0.53	2/1372 (0.1%)	0.64	1/1848 (0.1%)
All	All	0.47	2/8232 (0.0%)	0.63	3/11088 (0.0%)

All (2) bond length outliers are listed below:

Mol	Chain	Res	Type	Atoms	Z	Observed(Å)	Ideal(Å)
1	F	97	GLU	CD-OE1	-8.62	1.16	1.25
1	F	97	GLU	CD-OE2	-6.29	1.18	1.25

All (3) bond angle outliers are listed below:

Mol	Chain	Res	Type	Atoms	Z	Observed(°)	Ideal(°)
1	F	97	GLU	OE1-CD-OE2	-8.22	113.44	123.30
1	D	1	MSE	CG-SE-CE	5.96	112.00	98.90
1	B	97	GLU	OE1-CD-OE2	-5.02	117.27	123.30

There are no chirality outliers.

There are no planarity outliers.

### 5.2 Too-close contacts [i](#)

In the following table, the Non-H and H(model) columns list the number of non-hydrogen atoms and hydrogen atoms in the chain respectively. The H(added) column lists the number of hydrogen atoms added and optimized by MolProbity. The Clashes column lists the number of clashes within the asymmetric unit, whereas Symm-Clashes lists symmetry related clashes.



Mol	Chain	Non-H	H(model)	H(added)	Clashes	Symm-Clashes
1	A	1351	0	1354	115	0
1	B	1351	0	1354	119	0
1	C	1351	0	1354	139	0
1	D	1351	0	1354	120	0
1	E	1351	0	1354	113	1
1	F	1351	0	1354	129	0
2	A	67	0	0	5	0
2	B	64	0	0	4	0
2	C	74	0	0	9	0
2	D	83	0	0	10	0
2	E	72	0	0	5	0
2	F	86	0	0	10	0
All	All	8552	0	8124	686	1

The all-atom clashscore is defined as the number of clashes found per 1000 atoms (including hydrogen atoms). The all-atom clashscore for this structure is 42.

All (686) close contacts within the same asymmetric unit are listed below, sorted by their clash magnitude.

Atom-1	Atom-2	Interatomic distance (Å)	Clash overlap (Å)
1:D:97:GLU:OE2	1:D:147:LYS:HG3	1.54	1.05
1:E:95:GLU:HG2	1:E:152:LYS:HE2	1.42	1.01
1:A:152:LYS:HG3	1:C:127:LYS:HE3	1.39	1.01
1:D:95:GLU:HG2	1:D:152:LYS:HE2	1.45	0.99
1:F:95:GLU:HG2	1:F:152:LYS:HE2	1.45	0.98
1:C:95:GLU:HG2	1:C:152:LYS:HE2	1.45	0.96
1:A:73:LEU:HD12	1:A:73:LEU:H	1.31	0.96
1:E:172:GLN:HE21	1:E:172:GLN:N	1.62	0.95
1:A:172:GLN:H	1:A:172:GLN:HE21	0.99	0.95
1:E:172:GLN:NE2	1:E:172:GLN:H	1.65	0.94
1:B:172:GLN:H	1:B:172:GLN:NE2	1.64	0.94
1:D:172:GLN:N	1:D:172:GLN:HE21	1.65	0.94
1:B:95:GLU:HG2	1:B:152:LYS:HE2	1.48	0.94
1:B:172:GLN:N	1:B:172:GLN:HE21	1.65	0.93
1:A:95:GLU:HG2	1:A:152:LYS:HE2	1.47	0.92
1:F:172:GLN:HE21	1:F:172:GLN:H	1.05	0.92
1:C:172:GLN:NE2	1:C:172:GLN:H	1.68	0.91
1:D:172:GLN:NE2	1:D:172:GLN:H	1.67	0.91
1:E:57:VAL:O	1:E:60:THR:HG22	1.70	0.91
1:C:172:GLN:H	1:C:172:GLN:HE21	0.95	0.91
1:C:172:GLN:N	1:C:172:GLN:HE21	1.68	0.90
1:D:172:GLN:H	1:D:172:GLN:HE21	0.95	0.90

*Continued on next page...*

*Continued from previous page...*

Atom-1	Atom-2	Interatomic distance (Å)	Clash overlap (Å)
1:D:73:LEU:H	1:D:73:LEU:HD12	1.36	0.90
1:B:172:GLN:H	1:B:172:GLN:HE21	0.90	0.90
1:B:146:ASN:ND2	1:C:162:LYS:HD3	1.86	0.89
1:B:97:GLU:OE1	1:B:147:LYS:HG3	1.70	0.89
1:C:73:LEU:H	1:C:73:LEU:HD12	1.36	0.89
1:A:152:LYS:CG	1:C:127:LYS:HE3	2.03	0.89
1:A:172:GLN:N	1:A:172:GLN:HE21	1.71	0.88
1:E:172:GLN:HE21	1:E:172:GLN:H	0.91	0.87
1:B:146:ASN:HD22	1:C:162:LYS:HD3	1.38	0.86
1:A:172:GLN:NE2	1:A:172:GLN:H	1.73	0.85
1:B:85:LYS:HB3	1:B:109:ILE:HD13	1.57	0.85
1:C:146:ASN:HD21	1:F:100:MSE:HG2	1.41	0.84
1:B:57:VAL:O	1:B:60:THR:HG22	1.77	0.84
1:B:119:VAL:HG13	1:B:124:ASP:HB2	1.60	0.84
1:F:172:GLN:HE21	1:F:172:GLN:N	1.76	0.83
1:B:31:LEU:HD22	1:B:32:ASP:N	1.94	0.83
1:F:57:VAL:O	1:F:60:THR:HG22	1.79	0.82
1:A:57:VAL:O	1:A:60:THR:HG22	1.80	0.81
1:C:57:VAL:O	1:C:60:THR:HG22	1.80	0.81
1:F:172:GLN:NE2	1:F:172:GLN:H	1.77	0.81
1:D:158:GLU:HA	1:D:161:ILE:HD12	1.62	0.81
1:B:158:GLU:HA	1:B:161:ILE:HD12	1.63	0.80
1:F:73:LEU:HD12	1:F:73:LEU:H	1.47	0.80
1:C:171:TYR:HD2	1:C:172:GLN:HG3	1.47	0.79
1:F:7:GLU:HA	2:F:178:HOH:O	1.83	0.79
1:D:31:LEU:HD22	1:D:32:ASP:N	1.98	0.79
1:D:57:VAL:O	1:D:60:THR:HG22	1.82	0.78
1:C:146:ASN:HD21	1:F:100:MSE:CG	1.96	0.78
1:C:97:GLU:OE2	1:C:147:LYS:HG3	1.82	0.78
1:D:119:VAL:HG13	1:D:124:ASP:HB2	1.67	0.77
1:D:164:LEU:HG	1:D:168:ILE:HD11	1.64	0.77
1:E:85:LYS:HB3	1:E:109:ILE:HD13	1.67	0.77
1:C:164:LEU:HG	1:C:168:ILE:HD11	1.66	0.76
1:E:73:LEU:H	1:E:73:LEU:HD12	1.50	0.76
1:D:171:TYR:HD2	1:D:172:GLN:HG3	1.49	0.76
1:C:158:GLU:HA	1:C:161:ILE:HD12	1.67	0.76
1:A:73:LEU:HD12	1:A:73:LEU:N	2.01	0.76
1:A:31:LEU:HD22	1:A:32:ASP:N	2.01	0.76
1:A:73:LEU:CD1	1:A:73:LEU:H	2.00	0.75
1:B:73:LEU:HD12	1:B:73:LEU:H	1.50	0.75
1:B:171:TYR:HD2	1:B:172:GLN:HG3	1.51	0.74

*Continued on next page...*

*Continued from previous page...*

Atom-1	Atom-2	Interatomic distance (Å)	Clash overlap (Å)
1:F:119:VAL:HG13	1:F:124:ASP:HB2	1.69	0.74
1:D:169:LYS:HA	1:D:172:GLN:HE22	1.51	0.74
1:F:158:GLU:HA	1:F:161:ILE:HD12	1.67	0.74
1:C:169:LYS:HA	1:C:172:GLN:HE22	1.53	0.74
1:D:31:LEU:HD21	1:D:36:GLY:HA2	1.68	0.73
1:A:169:LYS:HA	1:A:172:GLN:HE22	1.53	0.73
1:A:152:LYS:HA	1:C:127:LYS:HE3	1.70	0.73
1:A:152:LYS:CB	1:C:127:LYS:HE3	2.19	0.73
1:A:158:GLU:HA	1:A:161:ILE:HD12	1.69	0.73
1:E:171:TYR:HD2	1:E:172:GLN:HG3	1.52	0.73
1:F:169:LYS:HA	1:F:172:GLN:HE22	1.53	0.73
1:F:60:THR:O	1:F:67:PRO:HA	1.88	0.73
1:B:157:LYS:HG2	1:B:161:ILE:HD11	1.71	0.72
1:F:171:TYR:HD2	1:F:172:GLN:HG3	1.55	0.72
1:E:97:GLU:HA	1:E:148:TRP:CE2	2.25	0.72
1:F:31:LEU:HD22	1:F:32:ASP:N	2.05	0.72
1:B:31:LEU:HD22	1:B:32:ASP:H	1.54	0.72
1:C:31:LEU:HD21	1:C:36:GLY:HA2	1.70	0.72
1:B:164:LEU:HG	1:B:168:ILE:HD11	1.70	0.72
1:D:31:LEU:HD22	1:D:32:ASP:H	1.55	0.72
1:B:146:ASN:ND2	1:C:162:LYS:CD	2.52	0.72
1:B:60:THR:HG21	1:B:68:VAL:HG12	1.72	0.71
1:C:73:LEU:N	1:C:73:LEU:HD12	2.05	0.71
1:A:164:LEU:HG	1:A:168:ILE:HD11	1.72	0.71
1:A:152:LYS:HA	1:C:127:LYS:CE	2.20	0.71
1:C:73:LEU:H	1:C:73:LEU:CD1	2.04	0.70
1:F:164:LEU:HG	1:F:168:ILE:HD11	1.72	0.70
1:E:119:VAL:HG13	1:E:124:ASP:HB2	1.73	0.70
1:D:85:LYS:HB3	1:D:109:ILE:HD13	1.72	0.70
1:E:97:GLU:HG2	1:E:98:SER:N	2.06	0.70
1:E:31:LEU:HD22	1:E:32:ASP:N	2.05	0.70
1:A:119:VAL:HG13	1:A:124:ASP:HB2	1.73	0.70
1:D:157:LYS:HG2	1:D:161:ILE:HD11	1.72	0.70
1:A:85:LYS:HB3	1:A:109:ILE:HD13	1.73	0.70
1:D:31:LEU:C	1:D:31:LEU:HD13	2.11	0.70
1:B:31:LEU:HD21	1:B:36:GLY:HA2	1.72	0.70
1:C:31:LEU:HD22	1:C:32:ASP:N	2.06	0.70
1:D:96:ASP:HB2	1:D:148:TRP:O	1.92	0.70
1:C:97:GLU:CD	2:C:218:HOH:O	2.29	0.69
1:A:152:LYS:HG3	1:C:127:LYS:CE	2.21	0.69
1:C:119:VAL:HG13	1:C:124:ASP:HB2	1.72	0.69

*Continued on next page...*

*Continued from previous page...*

Atom-1	Atom-2	Interatomic distance (Å)	Clash overlap (Å)
1:A:31:LEU:HD13	1:A:31:LEU:C	2.13	0.69
1:C:9:SER:H	1:C:16:CYS:HB2	1.57	0.69
1:A:109:ILE:CG2	1:A:111:LYS:HB3	2.23	0.69
1:D:73:LEU:CD1	1:D:73:LEU:H	2.06	0.69
1:E:158:GLU:HA	1:E:161:ILE:HD12	1.74	0.69
1:E:48:GLN:HG2	1:F:48:GLN:HG2	1.74	0.69
1:D:97:GLU:HA	1:D:148:TRP:CE2	2.28	0.68
1:A:31:LEU:HD21	1:A:36:GLY:HA2	1.75	0.68
1:D:73:LEU:N	1:D:73:LEU:HD12	2.08	0.68
1:D:9:SER:H	1:D:16:CYS:HB2	1.59	0.68
1:F:31:LEU:HD21	1:F:36:GLY:HA2	1.74	0.68
1:C:97:GLU:HA	1:C:148:TRP:CE2	2.29	0.68
1:E:31:LEU:HD13	1:E:31:LEU:C	2.14	0.68
1:C:164:LEU:O	1:C:168:ILE:HG13	1.93	0.68
1:F:109:ILE:CG2	1:F:111:LYS:HB3	2.24	0.68
1:E:159:SER:HA	1:E:162:LYS:HD2	1.76	0.67
1:F:159:SER:HA	1:F:162:LYS:HD2	1.76	0.67
1:B:31:LEU:C	1:B:31:LEU:HD13	2.15	0.67
1:A:9:SER:H	1:A:16:CYS:HB2	1.59	0.67
1:B:96:ASP:HB2	1:B:148:TRP:O	1.94	0.67
1:C:96:ASP:HB2	1:C:148:TRP:O	1.95	0.67
1:B:169:LYS:HA	1:B:172:GLN:HE22	1.58	0.67
1:E:9:SER:H	1:E:16:CYS:HB2	1.58	0.67
1:E:12:ALA:HB3	2:E:180:HOH:O	1.94	0.67
1:C:85:LYS:HB3	1:C:109:ILE:HD13	1.76	0.67
1:E:95:GLU:HB3	1:E:100:MSE:SE	2.45	0.67
1:B:97:GLU:HA	1:B:148:TRP:CE2	2.29	0.67
1:E:164:LEU:HG	1:E:168:ILE:HD11	1.76	0.67
1:F:9:SER:H	1:F:16:CYS:HB2	1.58	0.66
1:E:60:THR:HG21	1:E:68:VAL:HG12	1.77	0.66
1:E:132:LYS:HG3	1:F:46:GLY:HA2	1.78	0.66
1:E:73:LEU:HD12	1:E:73:LEU:N	2.09	0.66
1:A:48:GLN:HG2	1:B:48:GLN:HG2	1.77	0.66
1:E:31:LEU:HD21	1:E:36:GLY:HA2	1.76	0.66
1:F:85:LYS:HB3	1:F:109:ILE:HD13	1.77	0.66
1:E:88:LEU:HD11	1:E:164:LEU:HD22	1.77	0.66
1:A:97:GLU:HA	1:A:148:TRP:CE2	2.31	0.66
1:F:97:GLU:HA	1:F:148:TRP:CE2	2.31	0.66
1:E:73:LEU:CD1	1:E:73:LEU:H	2.10	0.65
1:F:95:GLU:HB3	1:F:100:MSE:SE	2.46	0.65
1:D:134:LYS:HG3	1:D:151:VAL:HG11	1.77	0.65

*Continued on next page...*

*Continued from previous page...*

Atom-1	Atom-2	Interatomic distance (Å)	Clash overlap (Å)
1:E:169:LYS:HA	1:E:172:GLN:HE22	1.60	0.65
1:F:88:LEU:HD11	1:F:164:LEU:HD22	1.79	0.65
1:F:97:GLU:HG2	1:F:98:SER:N	2.10	0.65
1:C:143:LEU:CD1	1:D:135:HIS:CD2	2.80	0.65
1:A:152:LYS:CA	1:C:127:LYS:HE3	2.27	0.65
1:A:116:HIS:HA	1:A:118:TYR:CE2	2.31	0.65
1:E:96:ASP:HB2	1:E:148:TRP:O	1.97	0.65
1:F:164:LEU:O	1:F:168:ILE:HG13	1.97	0.65
1:D:28:LYS:HE3	1:D:41:ASP:OD2	1.96	0.64
1:F:73:LEU:HD12	1:F:73:LEU:N	2.12	0.64
1:D:94:MSE:HA	1:D:152:LYS:HD3	1.79	0.64
1:D:91:VAL:HA	1:D:105:ILE:HG12	1.78	0.64
1:C:28:LYS:HE3	1:C:41:ASP:OD2	1.98	0.64
1:B:90:GLY:HA3	1:B:122:ILE:HD13	1.78	0.64
1:C:109:ILE:CG2	1:C:111:LYS:HB3	2.27	0.64
1:A:171:TYR:HD2	1:A:172:GLN:HG3	1.62	0.64
1:C:31:LEU:C	1:C:31:LEU:HD13	2.17	0.64
1:D:95:GLU:HB3	1:D:100:MSE:SE	2.47	0.64
1:A:97:GLU:HA	1:A:148:TRP:CZ2	2.33	0.63
1:E:97:GLU:OE2	1:E:147:LYS:HG3	1.98	0.63
1:C:146:ASN:ND2	1:F:100:MSE:HG2	2.13	0.63
1:F:96:ASP:HB2	1:F:148:TRP:O	1.98	0.63
1:B:73:LEU:HD12	1:B:73:LEU:N	2.11	0.63
1:F:157:LYS:HG2	1:F:161:ILE:HD11	1.80	0.63
1:C:97:GLU:HG2	1:C:98:SER:N	2.13	0.63
1:B:109:ILE:CG2	1:B:111:LYS:HB3	2.29	0.62
1:C:3:LEU:HD21	1:C:18:VAL:HG21	1.81	0.62
1:C:48:GLN:HG2	1:D:48:GLN:HG2	1.81	0.62
1:F:31:LEU:C	1:F:31:LEU:HD13	2.19	0.62
1:E:157:LYS:HG2	1:E:161:ILE:HD11	1.80	0.62
1:A:134:LYS:HG3	1:A:151:VAL:HG11	1.80	0.62
1:B:73:LEU:H	1:B:73:LEU:CD1	2.13	0.62
1:B:9:SER:H	1:B:16:CYS:HB2	1.65	0.62
1:C:3:LEU:HB3	2:C:232:HOH:O	1.98	0.61
1:B:148:TRP:CD1	1:C:100:MSE:HE2	2.36	0.61
1:C:31:LEU:HD22	1:C:32:ASP:H	1.64	0.61
1:E:94:MSE:HA	1:E:152:LYS:HD3	1.81	0.61
1:D:109:ILE:CG2	1:D:111:LYS:HB3	2.29	0.61
1:E:109:ILE:CG2	1:E:111:LYS:HB3	2.30	0.61
1:B:145:PRO:HA	1:C:155:GLU:OE2	2.01	0.61
1:C:143:LEU:HD11	1:D:135:HIS:CD2	2.35	0.61

*Continued on next page...*

*Continued from previous page...*

Atom-1	Atom-2	Interatomic distance (Å)	Clash overlap (Å)
1:A:132:LYS:HG3	1:B:46:GLY:HA2	1.81	0.61
1:A:157:LYS:HG2	1:A:161:ILE:HD11	1.80	0.61
1:B:7:GLU:HA	2:B:205:HOH:O	2.00	0.61
1:A:164:LEU:O	1:A:168:ILE:HG13	2.01	0.61
1:A:91:VAL:HA	1:A:105:ILE:HG12	1.82	0.61
1:A:95:GLU:HB3	1:A:100:MSE:SE	2.50	0.61
1:D:99:GLY:HA3	2:D:177:HOH:O	2.00	0.61
1:E:23:LYS:O	1:E:24:HIS:HB2	2.01	0.61
2:E:174:HOH:O	1:F:143:LEU:HD13	1.99	0.61
1:C:148:TRP:HB3	2:C:202:HOH:O	1.99	0.61
1:F:73:LEU:H	1:F:73:LEU:CD1	2.14	0.61
1:B:150:LYS:HA	2:B:195:HOH:O	2.00	0.61
1:D:59:ASN:HA	1:D:171:TYR:CE1	2.36	0.60
1:E:116:HIS:HA	1:E:118:TYR:CE2	2.36	0.60
1:F:94:MSE:HA	1:F:152:LYS:HD3	1.83	0.60
1:A:96:ASP:HB2	1:A:148:TRP:O	2.00	0.60
1:F:31:LEU:HD22	1:F:32:ASP:H	1.65	0.60
1:A:94:MSE:HA	1:A:152:LYS:HD3	1.84	0.60
1:E:92:LEU:HG	1:E:94:MSE:HE2	1.83	0.60
1:B:164:LEU:O	1:B:168:ILE:HG13	2.01	0.60
1:D:127:LYS:HE3	1:F:152:LYS:HB3	1.84	0.60
1:C:94:MSE:HA	1:C:152:LYS:HD3	1.84	0.60
1:A:31:LEU:HD22	1:A:32:ASP:H	1.67	0.60
1:B:95:GLU:HB3	1:B:100:MSE:SE	2.52	0.60
1:C:88:LEU:HD11	1:C:164:LEU:HD22	1.83	0.60
1:B:97:GLU:HA	1:B:148:TRP:CZ2	2.38	0.59
1:C:157:LYS:HG2	1:C:161:ILE:HD11	1.84	0.59
1:C:60:THR:O	1:C:67:PRO:HA	2.02	0.59
1:F:23:LYS:O	1:F:24:HIS:HB2	2.01	0.59
1:A:3:LEU:HD21	1:A:18:VAL:HG21	1.83	0.59
1:E:31:LEU:HD22	1:E:32:ASP:H	1.68	0.59
1:A:60:THR:O	1:A:67:PRO:HA	2.03	0.59
1:E:161:ILE:O	1:E:164:LEU:HB3	2.02	0.59
1:C:23:LYS:O	1:C:24:HIS:HB2	2.02	0.58
1:D:89:VAL:HG21	1:D:119:VAL:HG12	1.85	0.58
1:A:145:PRO:HD3	2:A:204:HOH:O	2.01	0.58
1:A:159:SER:O	1:A:162:LYS:HB2	2.04	0.58
1:A:159:SER:HA	1:A:162:LYS:HD2	1.84	0.58
1:F:116:HIS:HA	1:F:118:TYR:CE2	2.38	0.58
1:B:97:GLU:OE1	1:B:147:LYS:HA	2.02	0.58
1:D:23:LYS:O	1:D:24:HIS:HB2	2.04	0.58

*Continued on next page...*

*Continued from previous page...*

Atom-1	Atom-2	Interatomic distance (Å)	Clash overlap (Å)
1:E:90:GLY:HA3	1:E:122:ILE:HD13	1.85	0.58
1:E:164:LEU:O	1:E:168:ILE:HG13	2.03	0.58
1:F:60:THR:HG21	1:F:68:VAL:HG12	1.85	0.58
1:C:5:LYS:NZ	1:C:5:LYS:HB2	2.19	0.58
1:D:5:LYS:HD3	2:D:216:HOH:O	2.03	0.58
1:E:159:SER:O	1:E:162:LYS:HB2	2.04	0.57
1:B:60:THR:O	1:B:67:PRO:HA	2.04	0.57
1:C:91:VAL:HA	1:C:105:ILE:HG12	1.84	0.57
1:D:159:SER:HA	1:D:162:LYS:HD2	1.86	0.57
1:F:142:ASP:HB3	2:F:197:HOH:O	2.04	0.57
1:B:109:ILE:HG22	1:B:111:LYS:HB3	1.87	0.57
1:A:97:GLU:OE2	1:A:147:LYS:HG3	2.04	0.56
1:D:142:ASP:HA	2:D:215:HOH:O	2.04	0.56
1:D:42:ARG:HD2	2:D:182:HOH:O	2.05	0.56
1:C:95:GLU:HB3	1:C:100:MSE:SE	2.55	0.56
1:E:165:GLU:HA	1:E:168:ILE:HD12	1.87	0.56
1:A:169:LYS:O	1:A:172:GLN:NE2	2.38	0.56
1:E:60:THR:CG2	1:E:67:PRO:HB3	2.34	0.56
1:F:11:ASP:HB3	1:F:14:SER:HB3	1.86	0.56
1:B:120:LYS:HD2	2:B:202:HOH:O	2.05	0.56
1:D:12:ALA:O	1:D:87:ARG:HA	2.05	0.56
1:A:11:ASP:HB3	1:A:14:SER:HB3	1.85	0.56
1:A:161:ILE:O	1:A:164:LEU:HB3	2.06	0.56
1:A:23:LYS:O	1:A:24:HIS:HB2	2.04	0.56
1:B:116:HIS:HA	1:B:118:TYR:CE2	2.40	0.56
1:B:97:GLU:HG2	1:B:98:SER:N	2.21	0.56
1:D:39:MSE:HG3	2:D:233:HOH:O	2.05	0.56
1:F:3:LEU:HD21	1:F:18:VAL:HG21	1.87	0.56
1:B:91:VAL:HA	1:B:105:ILE:HG12	1.89	0.55
1:C:73:LEU:O	1:C:107:LEU:HD12	2.07	0.55
1:C:159:SER:O	1:C:162:LYS:HB2	2.06	0.55
1:B:161:ILE:O	1:B:164:LEU:HB3	2.05	0.55
1:A:132:LYS:NZ	1:B:45:TYR:O	2.35	0.55
1:F:134:LYS:HG3	1:F:151:VAL:HG11	1.88	0.55
1:F:86:ALA:HB1	1:F:107:LEU:O	2.07	0.55
1:A:109:ILE:HG22	1:A:111:LYS:HB3	1.88	0.55
1:C:59:ASN:HA	1:C:171:TYR:CE1	2.42	0.55
1:C:73:LEU:HB2	1:C:107:LEU:CD1	2.37	0.55
1:E:91:VAL:HA	1:E:105:ILE:HG12	1.89	0.55
1:D:73:LEU:HB2	1:D:107:LEU:CD1	2.36	0.55
1:D:90:GLY:HA3	1:D:122:ILE:HD13	1.87	0.55

*Continued on next page...*

*Continued from previous page...*

Atom-1	Atom-2	Interatomic distance (Å)	Clash overlap (Å)
1:F:92:LEU:HD11	1:F:151:VAL:CG1	2.37	0.55
1:F:97:GLU:HA	1:F:148:TRP:CZ2	2.41	0.55
1:A:21:ILE:HD13	1:A:50:TYR:CZ	2.42	0.55
1:C:135:HIS:CD2	1:D:143:LEU:HD11	2.42	0.55
1:E:134:LYS:HG3	1:E:151:VAL:HG11	1.90	0.54
1:F:109:ILE:HG22	1:F:111:LYS:HB3	1.89	0.54
1:C:109:ILE:HG22	1:C:111:LYS:HB3	1.89	0.54
1:E:109:ILE:HG13	2:E:179:HOH:O	2.07	0.54
1:F:90:GLY:HA3	1:F:122:ILE:HD13	1.89	0.54
1:D:60:THR:HG21	1:D:68:VAL:HG12	1.89	0.54
1:E:109:ILE:HG22	1:E:111:LYS:HB3	1.88	0.54
1:E:46:GLY:HA2	1:F:132:LYS:HG3	1.89	0.54
1:F:21:ILE:HD13	1:F:50:TYR:CZ	2.43	0.54
1:F:109:ILE:HG23	2:F:203:HOH:O	2.07	0.54
1:F:89:VAL:HG21	1:F:119:VAL:HG12	1.89	0.54
1:A:88:LEU:HD11	1:A:164:LEU:HD22	1.89	0.54
1:D:165:GLU:HA	1:D:168:ILE:HD12	1.90	0.54
1:E:89:VAL:HG21	1:E:119:VAL:HG12	1.89	0.54
1:A:158:GLU:HG3	2:A:182:HOH:O	2.07	0.54
1:B:14:SER:HA	1:B:109:ILE:HD11	1.90	0.54
1:D:11:ASP:HB3	1:D:14:SER:HB3	1.90	0.54
1:F:91:VAL:HA	1:F:105:ILE:HG12	1.90	0.54
1:D:16:CYS:O	1:D:58:PRO:HD2	2.07	0.54
1:B:88:LEU:HD11	1:B:164:LEU:HD22	1.89	0.54
1:D:97:GLU:HA	1:D:148:TRP:NE1	2.23	0.54
1:B:54:TYR:OH	1:B:103:LYS:HE3	2.08	0.54
1:D:116:HIS:HA	1:D:118:TYR:CE2	2.43	0.54
1:E:60:THR:HG23	1:E:67:PRO:HB3	1.89	0.54
1:B:159:SER:HA	1:B:162:LYS:HD2	1.90	0.53
1:D:26:ASN:O	1:D:44:LEU:HG	2.08	0.53
1:C:134:LYS:HG3	1:C:151:VAL:HG11	1.90	0.53
1:C:86:ALA:HB1	1:C:107:LEU:O	2.08	0.53
1:A:60:THR:CG2	1:A:67:PRO:HB3	2.38	0.53
1:A:60:THR:HG23	1:A:67:PRO:HB3	1.90	0.53
1:C:159:SER:HA	1:C:162:LYS:HD2	1.90	0.53
1:C:161:ILE:O	1:C:164:LEU:HB3	2.08	0.53
1:E:97:GLU:HA	1:E:148:TRP:CZ2	2.42	0.53
1:F:28:LYS:HE3	1:F:41:ASP:OD2	2.07	0.53
1:B:94:MSE:HA	1:B:152:LYS:HD3	1.90	0.53
1:F:12:ALA:O	1:F:87:ARG:HA	2.09	0.53
1:F:169:LYS:O	1:F:172:GLN:NE2	2.41	0.53

*Continued on next page...*



*Continued from previous page...*

Atom-1	Atom-2	Interatomic distance (Å)	Clash overlap (Å)
1:B:159:SER:O	1:B:162:LYS:HB2	2.08	0.53
1:F:79:GLN:HA	2:F:207:HOH:O	2.09	0.53
1:D:3:LEU:HD21	1:D:18:VAL:HG21	1.90	0.53
1:C:60:THR:HG23	1:C:67:PRO:HB3	1.91	0.53
1:C:89:VAL:HG21	1:C:119:VAL:HG12	1.91	0.53
1:D:60:THR:O	1:D:67:PRO:HA	2.08	0.53
1:A:60:THR:HG21	1:A:68:VAL:HG12	1.91	0.52
1:B:150:LYS:HD3	2:B:200:HOH:O	2.07	0.52
1:B:60:THR:CG2	1:B:68:VAL:HG12	2.39	0.52
1:C:57:VAL:HB	1:C:60:THR:HG21	1.91	0.52
1:D:73:LEU:O	1:D:107:LEU:HD12	2.08	0.52
1:C:116:HIS:HA	1:C:118:TYR:CE2	2.45	0.52
1:E:3:LEU:HD21	1:E:18:VAL:HG21	1.91	0.52
1:C:135:HIS:CD2	1:D:143:LEU:CD1	2.93	0.52
1:C:97:GLU:HA	1:C:148:TRP:CZ2	2.45	0.52
1:A:90:GLY:HA3	1:A:122:ILE:HD13	1.90	0.52
1:D:97:GLU:HA	1:D:148:TRP:CZ2	2.44	0.52
1:E:97:GLU:HA	1:E:148:TRP:NE1	2.23	0.52
1:F:59:ASN:HA	1:F:171:TYR:CE1	2.45	0.52
1:E:11:ASP:HB3	1:E:14:SER:HB3	1.92	0.52
1:B:134:LYS:HG3	1:B:151:VAL:HG11	1.91	0.52
1:B:87:ARG:NH2	1:B:119:VAL:O	2.43	0.52
1:A:89:VAL:HG21	1:A:119:VAL:HG12	1.91	0.52
1:C:11:ASP:HB3	1:C:14:SER:HB3	1.91	0.52
1:D:60:THR:HG23	1:D:67:PRO:HB3	1.92	0.52
1:E:15:LEU:HD12	1:E:16:CYS:N	2.25	0.52
1:F:136:PHE:HE2	2:F:195:HOH:O	1.93	0.52
1:B:148:TRP:CG	1:C:100:MSE:HE2	2.45	0.52
1:B:169:LYS:O	1:B:172:GLN:NE2	2.44	0.52
1:D:164:LEU:O	1:D:168:ILE:HG13	2.10	0.52
1:A:97:GLU:HG2	1:A:147:LYS:HA	1.92	0.51
1:D:161:ILE:O	1:D:164:LEU:HB3	2.10	0.51
1:F:93:ASN:ND2	1:F:102:GLU:HG2	2.25	0.51
1:A:12:ALA:O	1:A:87:ARG:HA	2.10	0.51
1:D:169:LYS:CA	1:D:172:GLN:HE22	2.20	0.51
1:D:72:VAL:HA	1:D:106:ALA:O	2.10	0.51
1:B:127:LYS:HG2	1:B:131:ASP:OD2	2.10	0.51
1:D:169:LYS:O	1:D:172:GLN:NE2	2.44	0.51
1:D:60:THR:CG2	1:D:67:PRO:HB3	2.41	0.51
1:F:127:LYS:HG2	1:F:131:ASP:OD2	2.10	0.51
1:E:54:TYR:OH	1:E:103:LYS:HE3	2.11	0.51

*Continued on next page...*

*Continued from previous page...*

Atom-1	Atom-2	Interatomic distance (Å)	Clash overlap (Å)
1:D:171:TYR:CD2	1:D:172:GLN:HG3	2.38	0.51
1:B:89:VAL:HG21	1:B:119:VAL:HG12	1.93	0.51
1:B:3:LEU:HD21	1:B:18:VAL:HG21	1.92	0.51
1:B:21:ILE:HB	1:B:54:TYR:HB3	1.92	0.51
1:B:146:ASN:HD21	1:C:162:LYS:HB2	1.76	0.51
1:C:165:GLU:HG2	2:C:196:HOH:O	2.11	0.51
1:D:85:LYS:C	1:D:109:ILE:HD13	2.31	0.50
1:B:134:LYS:NZ	1:B:153:GLY:HA2	2.25	0.50
1:C:169:LYS:CA	1:C:172:GLN:HE22	2.22	0.50
1:A:169:LYS:CA	1:A:172:GLN:HE22	2.22	0.50
1:B:165:GLU:HA	1:B:168:ILE:HD12	1.93	0.50
1:D:168:ILE:O	1:D:171:TYR:HB3	2.10	0.50
1:F:118:TYR:HB3	2:F:189:HOH:O	2.12	0.50
1:C:95:GLU:HA	1:C:99:GLY:O	2.12	0.50
1:E:128:HIS:HE1	1:F:45:TYR:CB	2.25	0.50
1:E:12:ALA:O	1:E:87:ARG:HA	2.12	0.50
1:A:134:LYS:NZ	1:A:153:GLY:HA2	2.27	0.50
1:E:67:PRO:HG2	2:E:187:HOH:O	2.12	0.50
1:F:26:ASN:O	1:F:44:LEU:HG	2.11	0.50
1:F:169:LYS:N	1:F:169:LYS:HD3	2.27	0.50
1:C:12:ALA:O	1:C:87:ARG:HA	2.11	0.50
1:E:169:LYS:O	1:E:172:GLN:NE2	2.45	0.50
1:F:73:LEU:HB2	1:F:107:LEU:CD1	2.41	0.50
1:A:127:LYS:HG2	1:A:131:ASP:OD2	2.11	0.49
1:C:97:GLU:HA	1:C:148:TRP:NE1	2.27	0.49
1:C:60:THR:HG21	1:C:68:VAL:HG12	1.93	0.49
1:B:23:LYS:O	1:B:24:HIS:HB2	2.13	0.49
1:B:60:THR:HG21	1:B:68:VAL:CG1	2.41	0.49
1:C:169:LYS:O	1:C:172:GLN:NE2	2.45	0.49
1:D:97:GLU:CG	1:D:98:SER:N	2.75	0.49
1:E:134:LYS:NZ	1:E:153:GLY:HA2	2.26	0.49
1:B:60:THR:CG2	1:B:67:PRO:HB3	2.42	0.49
1:C:171:TYR:CD2	1:C:172:GLN:HG3	2.37	0.49
1:F:157:LYS:O	1:F:161:ILE:HG13	2.12	0.49
1:C:60:THR:CG2	1:C:67:PRO:HB3	2.43	0.49
1:D:157:LYS:O	1:D:161:ILE:HG13	2.12	0.49
1:E:47:ALA:CB	1:F:51:PRO:HG3	2.41	0.49
1:A:54:TYR:OH	1:A:103:LYS:HE3	2.12	0.49
1:C:144:GLU:OE1	1:C:147:LYS:HD2	2.12	0.49
1:D:11:ASP:HA	2:D:220:HOH:O	2.13	0.49
1:A:21:ILE:HB	1:A:54:TYR:HB3	1.94	0.49

*Continued on next page...*

*Continued from previous page...*

Atom-1	Atom-2	Interatomic distance (Å)	Clash overlap (Å)
1:B:95:GLU:HA	1:B:99:GLY:O	2.13	0.49
1:D:93:ASN:ND2	1:D:102:GLU:HG2	2.28	0.49
1:E:169:LYS:CA	1:E:172:GLN:HE22	2.26	0.49
1:F:159:SER:O	1:F:162:LYS:HB2	2.13	0.49
1:C:148:TRP:HA	2:C:189:HOH:O	2.13	0.48
1:C:92:LEU:HD11	1:C:151:VAL:CG1	2.43	0.48
1:E:135:HIS:HB2	1:F:143:LEU:HD11	1.94	0.48
1:F:169:LYS:CA	1:F:172:GLN:HE22	2.24	0.48
1:B:21:ILE:HD13	1:B:50:TYR:CZ	2.48	0.48
1:D:57:VAL:HB	1:D:60:THR:HG21	1.95	0.48
1:C:21:ILE:HB	1:C:54:TYR:HB3	1.96	0.48
1:F:63:SER:HA	2:F:218:HOH:O	2.14	0.48
1:A:21:ILE:HG21	1:A:50:TYR:CD1	2.48	0.48
1:A:72:VAL:HA	1:A:106:ALA:O	2.14	0.48
1:C:63:SER:HA	2:C:221:HOH:O	2.13	0.48
1:D:45:TYR:HB2	2:D:230:HOH:O	2.13	0.48
1:D:24:HIS:O	1:D:49:ASN:HB2	2.14	0.48
1:F:134:LYS:NZ	1:F:153:GLY:HA2	2.29	0.48
1:A:8:VAL:HG12	2:A:178:HOH:O	2.14	0.48
1:B:168:ILE:O	1:B:171:TYR:HB3	2.14	0.48
1:B:169:LYS:CA	1:B:172:GLN:HE22	2.27	0.48
1:C:21:ILE:HD13	1:C:50:TYR:CZ	2.49	0.48
1:B:146:ASN:ND2	1:C:162:LYS:HB2	2.29	0.48
1:D:172:GLN:N	1:D:172:GLN:NE2	2.43	0.48
1:E:171:TYR:CD2	1:E:172:GLN:HG3	2.40	0.48
1:B:12:ALA:O	1:B:87:ARG:HA	2.14	0.47
1:E:21:ILE:HD13	1:E:50:TYR:CZ	2.48	0.47
1:E:21:ILE:HG21	1:E:50:TYR:CD1	2.49	0.47
1:B:8:VAL:CG2	1:B:58:PRO:HB2	2.44	0.47
1:D:100:MSE:HG3	1:E:148:TRP:NE1	2.29	0.47
1:D:127:LYS:HG2	1:D:131:ASP:OD2	2.14	0.47
1:E:5:LYS:HB2	1:E:5:LYS:NZ	2.30	0.47
1:F:50:TYR:HA	1:F:51:PRO:HD3	1.74	0.47
1:F:97:GLU:OE1	1:F:147:LYS:HG3	2.15	0.47
1:D:5:LYS:NZ	1:D:5:LYS:HB2	2.29	0.47
1:A:92:LEU:HD11	1:A:151:VAL:CG1	2.45	0.47
1:B:171:TYR:CD2	1:B:172:GLN:HG3	2.40	0.47
1:B:97:GLU:HA	1:B:148:TRP:NE1	2.28	0.47
1:D:95:GLU:HA	1:D:99:GLY:O	2.15	0.47
1:C:93:ASN:ND2	1:C:102:GLU:HG2	2.29	0.47
1:B:157:LYS:HG2	1:B:161:ILE:CD1	2.44	0.47

*Continued on next page...*

*Continued from previous page...*

Atom-1	Atom-2	Interatomic distance (Å)	Clash overlap (Å)
1:F:165:GLU:HA	1:F:168:ILE:HD12	1.97	0.47
1:E:51:PRO:HG3	1:F:47:ALA:CB	2.44	0.47
1:A:27:ILE:CG2	1:A:29:TYR:CE1	2.98	0.47
1:A:95:GLU:HA	1:A:99:GLY:O	2.15	0.47
1:C:50:TYR:HA	1:C:51:PRO:HD3	1.74	0.47
1:E:60:THR:O	1:E:67:PRO:HA	2.15	0.47
1:F:161:ILE:O	1:F:164:LEU:HB3	2.15	0.47
1:B:59:ASN:HA	1:B:171:TYR:CE1	2.51	0.46
1:C:165:GLU:HA	1:C:168:ILE:HD12	1.97	0.46
1:C:85:LYS:C	1:C:109:ILE:HD13	2.34	0.46
1:E:127:LYS:HG2	1:E:131:ASP:OD2	2.15	0.46
1:F:60:THR:CG2	1:F:67:PRO:HB3	2.44	0.46
1:C:168:ILE:O	1:C:171:TYR:HB3	2.15	0.46
1:F:135:HIS:HA	1:F:138:GLU:HG2	1.97	0.46
1:F:144:GLU:OE1	1:F:147:LYS:HD2	2.15	0.46
1:A:14:SER:HA	1:A:109:ILE:HD11	1.97	0.46
1:B:146:ASN:HD21	1:C:162:LYS:CD	2.24	0.46
1:D:100:MSE:HE2	1:E:148:TRP:CD1	2.50	0.46
1:A:93:ASN:ND2	1:A:102:GLU:HG2	2.31	0.46
1:C:120:LYS:HD2	2:C:176:HOH:O	2.15	0.46
1:D:126:SER:O	1:D:129:THR:HB	2.16	0.46
1:E:60:THR:CG2	1:E:68:VAL:HG12	2.44	0.46
1:B:85:LYS:CB	1:B:109:ILE:HD13	2.39	0.46
1:C:118:TYR:CE1	1:C:119:VAL:HG23	2.50	0.46
1:C:8:VAL:CG2	1:C:58:PRO:HB2	2.46	0.46
1:C:135:HIS:CG	1:D:143:LEU:HD11	2.50	0.46
1:B:86:ALA:HB1	1:B:107:LEU:O	2.16	0.46
1:C:41:ASP:O	1:C:42:ARG:HB2	2.16	0.46
1:A:135:HIS:HA	1:A:138:GLU:HG2	1.98	0.46
1:A:8:VAL:CG1	2:A:178:HOH:O	2.63	0.46
1:E:72:VAL:HA	1:E:106:ALA:O	2.15	0.46
1:F:60:THR:CG2	1:F:68:VAL:HG12	2.46	0.46
1:B:146:ASN:OD1	1:C:163:VAL:HG23	2.16	0.46
1:D:109:ILE:HG22	1:D:111:LYS:HB3	1.96	0.46
1:E:14:SER:HA	1:E:109:ILE:HD11	1.98	0.46
1:F:97:GLU:HA	1:F:148:TRP:NE1	2.31	0.46
1:A:16:CYS:O	1:A:58:PRO:HD2	2.16	0.45
1:B:118:TYR:HA	1:B:120:LYS:HE2	1.99	0.45
1:B:157:LYS:O	1:B:161:ILE:HG13	2.15	0.45
1:B:93:ASN:ND2	1:B:102:GLU:HG2	2.31	0.45
1:D:118:TYR:CE1	1:D:119:VAL:HG23	2.51	0.45

*Continued on next page...*

*Continued from previous page...*

Atom-1	Atom-2	Interatomic distance (Å)	Clash overlap (Å)
1:C:157:LYS:O	1:C:161:ILE:HG13	2.17	0.45
1:A:121:ASP:OD1	1:A:122:ILE:N	2.49	0.45
1:A:13:ASP:OD1	1:A:157:LYS:NZ	2.45	0.45
1:A:2:ASN:HD22	1:A:2:ASN:HA	1.51	0.45
1:E:59:ASN:HA	1:E:171:TYR:CE1	2.52	0.45
1:F:92:LEU:HD11	1:F:151:VAL:HG13	1.98	0.45
1:B:50:TYR:HA	1:B:51:PRO:HD3	1.71	0.45
1:E:95:GLU:HA	1:E:99:GLY:O	2.17	0.45
1:A:5:LYS:NZ	1:A:5:LYS:HB2	2.31	0.45
1:C:73:LEU:HB2	1:C:107:LEU:HD13	1.98	0.45
1:D:116:HIS:CD2	2:D:175:HOH:O	2.70	0.45
1:A:49:ASN:O	1:B:47:ALA:HB1	2.17	0.45
1:E:144:GLU:OE1	1:E:147:LYS:HD2	2.17	0.45
1:E:28:LYS:HE3	1:E:41:ASP:OD2	2.16	0.45
1:E:57:VAL:O	1:E:60:THR:CG2	2.52	0.45
1:A:118:TYR:CE1	1:A:119:VAL:HG23	2.52	0.45
1:C:143:LEU:HD11	1:D:135:HIS:CG	2.52	0.45
1:F:121:ASP:OD1	1:F:122:ILE:N	2.49	0.45
1:A:152:LYS:HA	1:C:127:LYS:HE2	1.98	0.45
1:B:73:LEU:O	1:B:107:LEU:HD12	2.17	0.45
1:C:90:GLY:HA3	1:C:122:ILE:HD13	1.98	0.45
1:E:56:PHE:C	1:E:56:PHE:CD1	2.90	0.45
1:B:16:CYS:O	1:B:58:PRO:HD2	2.17	0.45
1:E:92:LEU:HD11	1:E:151:VAL:CG1	2.46	0.45
1:F:118:TYR:CE1	1:F:119:VAL:HG23	2.52	0.45
1:F:8:VAL:CG2	1:F:58:PRO:HB2	2.46	0.45
1:A:157:LYS:O	1:A:161:ILE:HG13	2.16	0.45
1:A:50:TYR:HA	1:A:51:PRO:HD3	1.72	0.45
1:B:28:LYS:HE3	1:B:41:ASP:OD2	2.17	0.45
1:B:72:VAL:HA	1:B:106:ALA:O	2.16	0.45
1:C:126:SER:O	1:C:129:THR:HB	2.16	0.45
1:C:16:CYS:O	1:C:58:PRO:HD2	2.16	0.45
1:D:134:LYS:NZ	1:D:153:GLY:HA2	2.32	0.45
1:C:54:TYR:OH	1:C:103:LYS:HE3	2.16	0.44
1:E:168:ILE:O	1:E:171:TYR:HB3	2.17	0.44
1:F:168:ILE:O	1:F:171:TYR:HB3	2.16	0.44
1:C:21:ILE:HG21	1:C:50:TYR:CD1	2.52	0.44
1:C:72:VAL:HA	1:C:106:ALA:O	2.18	0.44
1:D:54:TYR:OH	1:D:103:LYS:HE3	2.17	0.44
1:F:21:ILE:HB	1:F:54:TYR:HB3	1.98	0.44
1:D:164:LEU:HG	1:D:168:ILE:CD1	2.41	0.44

*Continued on next page...*

*Continued from previous page...*

Atom-1	Atom-2	Interatomic distance (Å)	Clash overlap (Å)
1:E:50:TYR:HA	1:E:51:PRO:HD3	1.73	0.44
1:A:134:LYS:HZ3	1:A:153:GLY:HA2	1.81	0.44
1:D:127:LYS:HB3	2:D:188:HOH:O	2.18	0.44
1:E:13:ASP:OD1	1:E:157:LYS:NZ	2.46	0.44
1:E:23:LYS:O	1:E:24:HIS:CB	2.65	0.44
1:F:73:LEU:HB2	1:F:107:LEU:HD13	1.98	0.44
1:F:95:GLU:HA	1:F:99:GLY:O	2.18	0.44
1:A:106:ALA:C	1:A:107:LEU:HD22	2.38	0.44
1:D:60:THR:CG2	1:D:68:VAL:HG12	2.48	0.44
1:D:159:SER:O	1:D:162:LYS:HB2	2.18	0.44
1:A:15:LEU:HD12	1:A:16:CYS:N	2.33	0.44
1:A:31:LEU:O	1:A:31:LEU:HD13	2.16	0.44
1:A:13:ASP:HA	1:A:87:ARG:CB	2.48	0.44
1:C:134:LYS:NZ	1:C:153:GLY:HA2	2.32	0.44
1:D:157:LYS:HG2	1:D:161:ILE:CD1	2.45	0.44
1:F:171:TYR:CD2	1:F:172:GLN:HG3	2.44	0.44
1:B:122:ILE:CG2	1:B:123:ASP:N	2.80	0.44
1:B:41:ASP:O	1:B:42:ARG:HB2	2.18	0.44
1:D:21:ILE:HB	1:D:54:TYR:HB3	1.98	0.43
1:D:93:ASN:OD1	1:D:100:MSE:HE1	2.18	0.43
1:E:172:GLN:NE2	1:E:172:GLN:N	2.41	0.43
1:E:41:ASP:O	1:E:42:ARG:HB2	2.18	0.43
1:A:73:LEU:HB2	1:A:107:LEU:CD1	2.48	0.43
1:C:160:ALA:O	1:C:161:ILE:C	2.56	0.43
1:D:97:GLU:HG2	1:D:98:SER:N	2.33	0.43
1:A:87:ARG:NH2	1:A:119:VAL:O	2.50	0.43
1:A:60:THR:CG2	1:A:68:VAL:HG12	2.47	0.43
1:C:2:ASN:HA	1:C:2:ASN:HD22	1.53	0.43
1:E:73:LEU:O	1:E:107:LEU:HD12	2.19	0.43
1:B:13:ASP:OD1	1:B:157:LYS:NZ	2.46	0.43
1:D:73:LEU:HB2	1:D:107:LEU:HD13	1.99	0.43
1:E:60:THR:HG21	1:E:68:VAL:CG1	2.47	0.43
1:E:132:LYS:NZ	1:F:45:TYR:O	2.50	0.43
1:A:59:ASN:HA	1:A:171:TYR:CE1	2.53	0.43
1:A:60:THR:HG21	1:A:68:VAL:CG1	2.48	0.43
1:C:60:THR:CG2	1:C:68:VAL:HG12	2.49	0.43
1:E:93:ASN:ND2	1:E:102:GLU:HG2	2.33	0.43
1:C:92:LEU:HD11	1:C:151:VAL:HG13	2.00	0.43
1:D:88:LEU:HD11	1:D:164:LEU:HD22	2.01	0.43
1:F:56:PHE:CD1	1:F:56:PHE:C	2.92	0.43
1:B:31:LEU:CD1	1:B:31:LEU:C	2.85	0.43

*Continued on next page...*

*Continued from previous page...*

Atom-1	Atom-2	Interatomic distance (Å)	Clash overlap (Å)
1:E:15:LEU:HD12	1:E:16:CYS:H	1.83	0.43
1:F:106:ALA:C	1:F:107:LEU:HD22	2.38	0.43
1:F:67:PRO:HG3	2:F:196:HOH:O	2.18	0.43
1:A:86:ALA:HB1	1:A:107:LEU:O	2.18	0.43
1:C:172:GLN:NE2	1:C:172:GLN:N	2.45	0.43
1:E:94:MSE:HE3	1:E:103:LYS:HG3	2.01	0.43
1:B:73:LEU:HB2	1:B:107:LEU:CD1	2.49	0.43
1:B:5:LYS:HB2	1:B:5:LYS:NZ	2.33	0.43
1:F:152:LYS:HD2	1:F:152:LYS:N	2.34	0.43
1:F:16:CYS:O	1:F:58:PRO:HD2	2.18	0.43
1:B:92:LEU:HD11	1:B:151:VAL:CG1	2.48	0.43
1:D:31:LEU:HD13	1:D:32:ASP:N	2.33	0.43
1:B:21:ILE:HG21	1:B:50:TYR:CD1	2.53	0.42
1:E:106:ALA:C	1:E:107:LEU:HD22	2.38	0.42
1:F:126:SER:O	1:F:129:THR:HB	2.19	0.42
1:F:44:LEU:HD12	1:F:48:GLN:O	2.19	0.42
1:E:21:ILE:HB	1:E:54:TYR:HB3	2.00	0.42
1:E:16:CYS:O	1:E:58:PRO:HD2	2.20	0.42
1:F:86:ALA:CB	1:F:107:LEU:O	2.67	0.42
1:A:171:TYR:CD2	1:A:172:GLN:HG3	2.49	0.42
1:C:73:LEU:O	1:C:107:LEU:CD1	2.66	0.42
1:E:107:LEU:HD22	1:E:107:LEU:N	2.34	0.42
1:E:111:LYS:HD3	2:E:202:HOH:O	2.19	0.42
1:E:44:LEU:HD12	1:E:48:GLN:O	2.19	0.42
1:B:160:ALA:O	1:B:161:ILE:C	2.58	0.42
1:C:91:VAL:CA	1:C:105:ILE:HG12	2.49	0.42
1:C:24:HIS:O	1:C:49:ASN:HB2	2.19	0.42
1:D:91:VAL:CA	1:D:105:ILE:HG12	2.46	0.42
1:D:87:ARG:NH2	1:D:119:VAL:O	2.53	0.42
1:D:14:SER:HA	1:D:109:ILE:HD11	2.00	0.42
1:F:13:ASP:OD1	1:F:157:LYS:NZ	2.46	0.42
1:F:2:ASN:HD22	1:F:2:ASN:HA	1.52	0.42
1:A:152:LYS:CA	1:C:127:LYS:CE	2.93	0.42
1:C:56:PHE:CD1	1:C:56:PHE:C	2.92	0.42
1:F:57:VAL:HA	1:F:58:PRO:HD3	1.91	0.42
1:F:7:GLU:HG3	2:F:231:HOH:O	2.20	0.42
1:B:126:SER:O	1:B:129:THR:HB	2.19	0.42
1:E:134:LYS:HZ1	1:E:151:VAL:HG12	1.85	0.42
1:F:117:SER:O	1:F:120:LYS:NZ	2.48	0.42
1:B:15:LEU:HD12	1:B:16:CYS:N	2.34	0.42
1:A:127:LYS:HD3	2:C:178:HOH:O	2.20	0.42

*Continued on next page...*

*Continued from previous page...*

Atom-1	Atom-2	Interatomic distance (Å)	Clash overlap (Å)
1:A:134:LYS:NZ	1:A:151:VAL:HG12	2.34	0.42
1:A:172:GLN:HA	2:A:224:HOH:O	2.20	0.42
1:C:57:VAL:O	1:C:60:THR:CG2	2.60	0.42
1:D:122:ILE:CG2	1:D:123:ASP:N	2.82	0.42
1:F:27:ILE:CG2	1:F:29:TYR:CE1	3.03	0.42
1:B:118:TYR:CE1	1:B:119:VAL:HG23	2.54	0.42
1:B:20:GLU:HG3	1:B:55:GLY:HA2	2.01	0.42
1:C:127:LYS:HG2	1:C:131:ASP:OD2	2.19	0.42
1:D:107:LEU:HD22	1:D:107:LEU:N	2.34	0.42
1:E:132:LYS:HG3	1:F:46:GLY:CA	2.49	0.42
1:A:160:ALA:O	1:A:161:ILE:C	2.58	0.41
1:C:97:GLU:OE1	2:C:218:HOH:O	2.21	0.41
1:D:21:ILE:HD13	1:D:50:TYR:CZ	2.55	0.41
1:F:162:LYS:O	1:F:163:VAL:C	2.59	0.41
1:B:60:THR:HG23	1:B:68:VAL:H	1.84	0.41
1:C:86:ALA:CB	1:C:107:LEU:O	2.68	0.41
1:E:134:LYS:HZ3	1:E:153:GLY:HA2	1.84	0.41
1:E:51:PRO:HG3	1:F:47:ALA:HB2	2.02	0.41
1:B:143:LEU:N	1:B:143:LEU:HD12	2.35	0.41
1:B:169:LYS:C	1:B:171:TYR:H	2.24	0.41
1:D:2:ASN:HD22	1:D:2:ASN:HA	1.54	0.41
1:F:10:HIS:HB2	2:F:177:HOH:O	2.20	0.41
1:F:41:ASP:O	1:F:42:ARG:HB2	2.19	0.41
1:C:26:ASN:O	1:C:44:LEU:HG	2.21	0.41
1:D:31:LEU:C	1:D:31:LEU:CD1	2.81	0.41
1:D:60:THR:HG21	1:D:68:VAL:CG1	2.50	0.41
1:E:35:SER:OG	1:E:37:ALA:N	2.47	0.41
1:E:8:VAL:CG2	1:E:58:PRO:HB2	2.50	0.41
1:F:60:THR:HG23	1:F:67:PRO:HB3	2.01	0.41
1:F:84:VAL:HG22	1:F:85:LYS:N	2.35	0.41
1:A:97:GLU:CD	1:A:147:LYS:HG3	2.40	0.41
1:C:60:THR:HG21	1:C:68:VAL:CG1	2.50	0.41
1:D:121:ASP:OD1	1:D:122:ILE:N	2.53	0.41
1:D:57:VAL:O	1:D:67:PRO:HB3	2.21	0.41
1:D:8:VAL:CG2	1:D:58:PRO:HB2	2.50	0.41
1:E:2:ASN:HD22	1:E:2:ASN:HA	1.51	0.41
1:F:20:GLU:OE2	1:F:56:PHE:HD2	2.03	0.41
1:F:72:VAL:HA	1:F:106:ALA:O	2.20	0.41
1:B:152:LYS:HD2	1:B:152:LYS:N	2.34	0.41
1:A:57:VAL:HB	1:A:60:THR:HG21	2.01	0.41
1:A:97:GLU:HA	1:A:148:TRP:NE1	2.36	0.41

*Continued on next page...*



*Continued from previous page...*

Atom-1	Atom-2	Interatomic distance (Å)	Clash overlap (Å)
1:C:23:LYS:O	1:C:24:HIS:CB	2.68	0.41
1:E:135:HIS:CB	1:F:143:LEU:HD11	2.50	0.41
1:F:134:LYS:HZ3	1:F:153:GLY:HA2	1.84	0.41
1:B:60:THR:HG23	1:B:67:PRO:HB3	2.02	0.41
1:C:15:LEU:HD12	1:C:16:CYS:N	2.35	0.41
1:D:169:LYS:C	1:D:171:TYR:N	2.74	0.41
1:D:56:PHE:C	1:D:56:PHE:CD1	2.93	0.41
1:F:5:LYS:HB2	1:F:5:LYS:NZ	2.34	0.41
1:F:60:THR:HG21	1:F:68:VAL:CG1	2.49	0.41
1:A:143:LEU:CD1	1:B:135:HIS:CD2	3.04	0.41
1:A:165:GLU:HA	1:A:168:ILE:HD12	2.03	0.41
1:A:41:ASP:O	1:A:42:ARG:HB2	2.21	0.41
1:A:44:LEU:HD12	1:A:48:GLN:O	2.20	0.41
1:B:92:LEU:HB2	1:B:154:PHE:CE2	2.56	0.41
1:C:57:VAL:O	1:C:67:PRO:HB3	2.20	0.41
1:C:87:ARG:NH2	1:C:119:VAL:O	2.51	0.41
1:E:73:LEU:HB2	1:E:107:LEU:CD1	2.51	0.41
1:E:22:SER:HB2	1:E:77:ALA:HB1	2.03	0.41
1:F:14:SER:HA	1:F:109:ILE:HD11	2.03	0.41
1:F:85:LYS:C	1:F:109:ILE:HD13	2.40	0.41
1:C:89:VAL:HG12	1:C:105:ILE:O	2.21	0.41
1:D:148:TRP:HB3	2:D:192:HOH:O	2.20	0.41
1:F:21:ILE:HG21	1:F:50:TYR:CD1	2.56	0.41
1:E:134:LYS:NZ	1:E:151:VAL:HG12	2.35	0.41
1:F:20:GLU:O	1:F:29:TYR:HB2	2.21	0.41
1:A:31:LEU:CD1	1:A:31:LEU:C	2.84	0.40
1:C:143:LEU:HD13	1:D:135:HIS:CD2	2.55	0.40
1:F:96:ASP:OD1	1:F:96:ASP:C	2.60	0.40
1:A:138:GLU:HB3	1:A:151:VAL:CG2	2.52	0.40
1:A:172:GLN:N	1:A:172:GLN:NE2	2.49	0.40
1:E:87:ARG:NH2	1:E:119:VAL:O	2.50	0.40
1:A:168:ILE:O	1:A:171:TYR:HB3	2.21	0.40
1:B:134:LYS:HZ1	1:B:151:VAL:HG12	1.87	0.40
1:B:169:LYS:C	1:B:171:TYR:N	2.74	0.40
1:C:13:ASP:HA	1:C:87:ARG:CB	2.51	0.40
1:C:164:LEU:HG	1:C:168:ILE:CD1	2.44	0.40
1:D:119:VAL:HA	1:D:124:ASP:CB	2.51	0.40
1:D:92:LEU:HD11	1:D:151:VAL:CG1	2.51	0.40
1:D:95:GLU:CG	1:D:152:LYS:HE2	2.32	0.40
1:F:48:GLN:OE1	1:F:140:TYR:HA	2.20	0.40
1:A:92:LEU:HD11	1:A:151:VAL:HG13	2.02	0.40

*Continued on next page...*

Continued from previous page...

Atom-1	Atom-2	Interatomic distance (Å)	Clash overlap (Å)
1:B:172:GLN:N	1:B:172:GLN:NE2	2.42	0.40
1:C:14:SER:HA	1:C:109:ILE:HD11	2.03	0.40
1:F:73:LEU:CD1	1:F:73:LEU:N	2.80	0.40
1:B:134:LYS:HZ3	1:B:153:GLY:HA2	1.87	0.40
1:B:24:HIS:O	1:B:49:ASN:HB2	2.22	0.40
1:B:22:SER:HB2	1:B:77:ALA:HB1	2.04	0.40
1:D:97:GLU:OE2	1:D:147:LYS:HA	2.21	0.40
1:E:79:GLN:O	1:E:80:ALA:C	2.60	0.40

All (1) symmetry-related close contacts are listed below. The label for Atom-2 includes the symmetry operator and encoded unit-cell translations to be applied.

Atom-1	Atom-2	Interatomic distance (Å)	Clash overlap (Å)
1:E:45:TYR:OH	1:E:111:LYS:O[3_675]	2.19	0.01

## 5.3 Torsion angles [i](#)

### 5.3.1 Protein backbone [i](#)

In the following table, the Percentiles column shows the percent Ramachandran outliers of the chain as a percentile score with respect to all X-ray entries followed by that with respect to entries of similar resolution.

The Analysed column shows the number of residues for which the backbone conformation was analysed, and the total number of residues.

Mol	Chain	Analysed	Favoured	Allowed	Outliers	Percentiles	
1	A	170/173 (98%)	142 (84%)	25 (15%)	3 (2%)	8	16
1	B	170/173 (98%)	141 (83%)	27 (16%)	2 (1%)	13	27
1	C	170/173 (98%)	142 (84%)	26 (15%)	2 (1%)	13	27
1	D	170/173 (98%)	144 (85%)	24 (14%)	2 (1%)	13	27
1	E	170/173 (98%)	141 (83%)	27 (16%)	2 (1%)	13	27
1	F	170/173 (98%)	144 (85%)	24 (14%)	2 (1%)	13	27
All	All	1020/1038 (98%)	854 (84%)	153 (15%)	13 (1%)	12	24

All (13) Ramachandran outliers are listed below:

Mol	Chain	Res	Type
1	A	64	ASP
1	B	64	ASP
1	D	64	ASP
1	E	64	ASP
1	F	64	ASP
1	B	122	ILE
1	C	64	ASP
1	D	122	ILE
1	E	122	ILE
1	C	122	ILE
1	A	122	ILE
1	F	122	ILE
1	A	161	ILE

### 5.3.2 Protein sidechains [i](#)

In the following table, the Percentiles column shows the percent sidechain outliers of the chain as a percentile score with respect to all X-ray entries followed by that with respect to entries of similar resolution.

The Analysed column shows the number of residues for which the sidechain conformation was analysed, and the total number of residues.

Mol	Chain	Analysed	Rotameric	Outliers	Percentiles	
1	A	151/147 (103%)	141 (93%)	10 (7%)	16	33
1	B	151/147 (103%)	145 (96%)	6 (4%)	31	57
1	C	151/147 (103%)	146 (97%)	5 (3%)	38	64
1	D	151/147 (103%)	143 (95%)	8 (5%)	22	45
1	E	151/147 (103%)	145 (96%)	6 (4%)	31	57
1	F	151/147 (103%)	144 (95%)	7 (5%)	27	51
All	All	906/882 (103%)	864 (95%)	42 (5%)	27	51

All (42) residues with a non-rotameric sidechain are listed below:

Mol	Chain	Res	Type
1	A	2	ASN
1	A	16	CYS
1	A	31	LEU
1	A	32	ASP
1	A	54	TYR
1	A	75	ASP

*Continued on next page...*

*Continued from previous page...*

<b>Mol</b>	<b>Chain</b>	<b>Res</b>	<b>Type</b>
1	A	97	GLU
1	A	98	SER
1	A	140	TYR
1	A	172	GLN
1	B	2	ASN
1	B	31	LEU
1	B	75	ASP
1	B	97	GLU
1	B	140	TYR
1	B	172	GLN
1	C	2	ASN
1	C	16	CYS
1	C	31	LEU
1	C	75	ASP
1	C	172	GLN
1	D	1	MSE
1	D	2	ASN
1	D	16	CYS
1	D	31	LEU
1	D	54	TYR
1	D	75	ASP
1	D	140	TYR
1	D	172	GLN
1	E	2	ASN
1	E	16	CYS
1	E	31	LEU
1	E	75	ASP
1	E	140	TYR
1	E	172	GLN
1	F	2	ASN
1	F	16	CYS
1	F	31	LEU
1	F	54	TYR
1	F	75	ASP
1	F	97	GLU
1	F	172	GLN

Some sidechains can be flipped to improve hydrogen bonding and reduce clashes. All (22) such sidechains are listed below:

<b>Mol</b>	<b>Chain</b>	<b>Res</b>	<b>Type</b>
1	A	59	ASN
1	A	128	HIS

*Continued on next page...*

*Continued from previous page...*

Mol	Chain	Res	Type
1	A	172	GLN
1	B	10	HIS
1	B	59	ASN
1	B	146	ASN
1	B	172	GLN
1	C	10	HIS
1	C	59	ASN
1	C	146	ASN
1	C	172	GLN
1	D	59	ASN
1	D	135	HIS
1	D	172	GLN
1	E	10	HIS
1	E	59	ASN
1	E	128	HIS
1	E	172	GLN
1	F	10	HIS
1	F	59	ASN
1	F	128	HIS
1	F	172	GLN

### 5.3.3 RNA [i](#)

There are no RNA molecules in this entry.

### 5.4 Non-standard residues in protein, DNA, RNA chains [i](#)

There are no non-standard protein/DNA/RNA residues in this entry.

### 5.5 Carbohydrates [i](#)

There are no carbohydrates in this entry.

### 5.6 Ligand geometry [i](#)

There are no ligands in this entry.

## 5.7 Other polymers [i](#)

There are no such residues in this entry.

## 5.8 Polymer linkage issues [i](#)

There are no chain breaks in this entry.

## 6 Fit of model and data

### 6.1 Protein, DNA and RNA chains

In the following table, the column labelled ‘#RSRZ> 2’ contains the number (and percentage) of RSRZ outliers, followed by percent RSRZ outliers for the chain as percentile scores relative to all X-ray entries and entries of similar resolution. The OWAB column contains the minimum, median, 95<sup>th</sup> percentile and maximum values of the occupancy-weighted average B-factor per residue. The column labelled ‘Q< 0.9’ lists the number of (and percentage) of residues with an average occupancy less than 0.9.

Mol	Chain	Analysed	<RSRZ>	#RSRZ>2	OWAB(Å <sup>2</sup> )	Q<0.9
1	A	168/173 (97%)	-0.18	3 (1%) 68 64	1, 16, 38, 48	0
1	B	168/173 (97%)	-0.30	1 (0%) 89 88	0, 15, 35, 53	0
1	C	168/173 (97%)	0.13	8 (4%) 30 24	1, 25, 40, 52	0
1	D	168/173 (97%)	-0.05	3 (1%) 68 64	1, 20, 38, 46	0
1	E	168/173 (97%)	-0.16	3 (1%) 68 64	1, 18, 37, 57	0
1	F	168/173 (97%)	-0.25	0 100 100	0, 16, 34, 52	0
All	All	1008/1038 (97%)	-0.13	18 (1%) 68 64	0, 18, 38, 57	0

All (18) RSRZ outliers are listed below:

Mol	Chain	Res	Type	RSRZ
1	C	10	HIS	6.0
1	E	64	ASP	5.2
1	C	164	LEU	3.4
1	C	8	VAL	3.2
1	C	84	VAL	3.1
1	D	10	HIS	3.1
1	A	64	ASP	3.0
1	D	66	ASP	2.8
1	C	167	ALA	2.7
1	A	170	ALA	2.6
1	D	8	VAL	2.6
1	E	7	GLU	2.5
1	B	148	TRP	2.5
1	C	127	LYS	2.3
1	E	83	VAL	2.2
1	C	99	GLY	2.2
1	C	145	PRO	2.0
1	A	65	GLY	2.0

## 6.2 Non-standard residues in protein, DNA, RNA chains [i](#)

There are no non-standard protein/DNA/RNA residues in this entry.

## 6.3 Carbohydrates [i](#)

There are no carbohydrates in this entry.

## 6.4 Ligands [i](#)

There are no ligands in this entry.

## 6.5 Other polymers [i](#)

There are no such residues in this entry.