



Full wwPDB X-ray Structure Validation Report ⓘ

Sep 1, 2020 – 10:56 AM BST

PDB ID : 6YFG
Title : Virus-like particle of Beihai levi-like virus 32
Authors : Rumnieks, J.; Kalnins, G.; Sisovs, M.; Lieknina, I.; Tars, K.
Deposited on : 2020-03-26
Resolution : 3.90 Å(reported)

This is a Full wwPDB X-ray Structure Validation Report for a publicly released PDB entry.

We welcome your comments at validation@mail.wwpdb.org

A user guide is available at

<https://www.wwpdb.org/validation/2017/XrayValidationReportHelp>

with specific help available everywhere you see the ⓘ symbol.

The following versions of software and data (see [references ⓘ](#)) were used in the production of this report:

MolProbity : 4.02b-467
Xtriage (Phenix) : 1.13
EDS : 2.14.1
Percentile statistics : 20191225.v01 (using entries in the PDB archive December 25th 2019)
Refmac : 5.8.0158
CCP4 : 7.0.044 (Gargrove)
Ideal geometry (proteins) : Engh & Huber (2001)
Ideal geometry (DNA, RNA) : Parkinson et al. (1996)
Validation Pipeline (wwPDB-VP) : 2.14.1

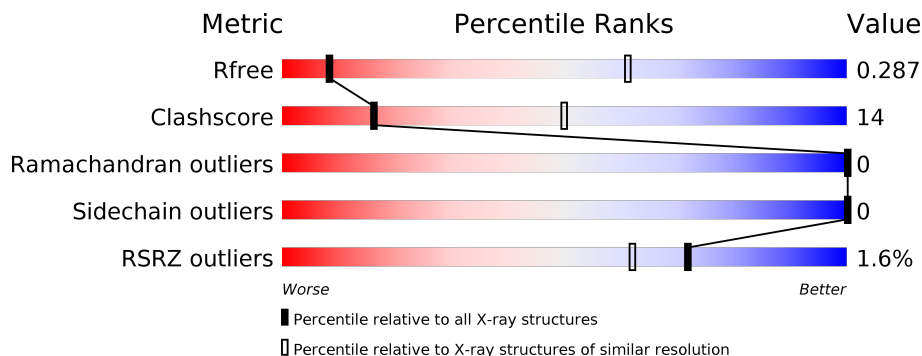
1 Overall quality at a glance i

The following experimental techniques were used to determine the structure:

X-RAY DIFFRACTION

The reported resolution of this entry is 3.90 Å.

Percentile scores (ranging between 0-100) for global validation metrics of the entry are shown in the following graphic. The table shows the number of entries on which the scores are based.



Metric	Whole archive (#Entries)	Similar resolution (#Entries, resolution range(Å))
R_{free}	130704	1002 (4.14-3.66)
Clashscore	141614	1004 (4.12-3.68)
Ramachandran outliers	138981	1021 (4.14-3.66)
Sidechain outliers	138945	1014 (4.14-3.66)
RSRZ outliers	127900	1275 (4.20-3.60)

The table below summarises the geometric issues observed across the polymeric chains and their fit to the electron density. The red, orange, yellow and green segments on the lower bar indicate the fraction of residues that contain outliers for ≥ 3 , 2, 1 and 0 types of geometric quality criteria respectively. A grey segment represents the fraction of residues that are not modelled. The numeric value for each fraction is indicated below the corresponding segment, with a dot representing fractions $\leq 5\%$. The upper red bar (where present) indicates the fraction of residues that have poor fit to the electron density. The numeric value is given above the bar.

Mol	Chain	Length	Quality of chain
1	AA	130	
1	AB	130	
1	AC	130	
1	AD	130	
1	AE	130	
1	AF	130	

Continued on next page...

Continued from previous page...

Mol	Chain	Length	Quality of chain	
1	AG	130	66%	34%
1	AH	130	2% 67%	33%
1	AI	130	% 60%	40%
1	AJ	130	2% 67%	33%
1	AK	130	2% 66%	34%
1	AL	130	2% 63%	37%
1	AM	130	2% 67%	33%
1	AN	130	3% 67%	33%
1	AO	130	% 63%	37%
1	AP	130	2% 66%	34%
1	AQ	130	% 67%	33%
1	AR	130	% 62%	38%
1	AS	130	2% 67%	33%
1	AT	130	2% 66%	34%
1	AU	130	2% 64%	36%
1	AV	130	65%	35%
1	AW	130	% 65%	35%
1	AX	130	% 64%	36%
1	AY	130	68%	32%
1	AZ	130	5% 66%	34%
1	BA	130	2% 64%	36%
1	BB	130	% 65%	35%
1	BC	130	2% 67%	33%
1	BD	130	2% 63%	37%
1	BE	130	% 65%	35%

Continued on next page...

Continued from previous page...

Mol	Chain	Length	Quality of chain	
1	BF	130	2%	65% 35%
1	BG	130	%	64% 36%
1	BH	130	2%	65% 35%
1	BI	130	3%	67% 33%
1	BJ	130	2%	62% 38%
1	BK	130	2%	68% 32%
1	BL	130		67% 33%
1	BM	130	2%	62% 38%
1	BN	130	3%	67% 33%
1	BO	130	3%	67% 33%
1	BP	130	2%	61% 39%
1	BQ	130	2%	69% 31%
1	BR	130	2%	68% 32%
1	BS	130	2%	61% 39%
1	BT	130		66% 34%
1	BU	130	2%	68% 32%
1	BV	130		62% 38%
1	BW	130	%	67% 33%
1	BX	130		68% 32%
1	BY	130	%	65% 35%
1	BZ	130	3%	68% 32%
1	CA	130	%	68% 32%
1	CB	130	2%	58% 42%
1	CC	130	2%	66% 34%
1	CD	130	2%	65% 35%

Continued on next page...

Continued from previous page...

Mol	Chain	Length	Quality of chain
1	CE	130	3% 62% 38%
1	CF	130	% 68% 32%
1	CG	130	2% 68% 32%
1	CH	130	3% 64% 36%
1	CI	130	% 65% 35%
1	CJ	130	3% 67% 33%
1	CK	130	62% 38%
1	CL	130	65% 35%
1	CM	130	3% 65% 35%
1	CN	130	% 59% 41%
1	CO	130	2% 66% 34%
1	CP	130	% 67% 33%
1	CQ	130	2% 61% 39%
1	CR	130	2% 67% 33%
1	CS	130	% 66% 34%
1	CT	130	3% 63% 37%
1	CU	130	% 68% 32%
1	CV	130	2% 65% 35%
1	CW	130	% 62% 38%
1	CX	130	2% 67% 33%
1	CY	130	2% 66% 34%
1	CZ	130	2% 64% 36%
1	DA	130	66% 34%
1	DB	130	2% 64% 36%
1	DC	130	2% 62% 38%

Continued on next page...

Continued from previous page...

Mol	Chain	Length	Quality of chain	
1	DD	130	2%	68% 32%
1	DE	130	%	68% 32%
1	DF	130	%	63% 37%
1	DG	130	%	68% 32%
1	DH	130	%	68% 32%
1	DI	130	2%	61% 39%
1	DJ	130	2%	68% 32%
1	DK	130	2%	65% 35%
1	DL	130	2%	62% 38%
1	DM	130	2%	68% 32%
1	DN	130	%	66% 34%
1	DO	130	2%	59% 41%
1	DP	130	5%	68% 32%
1	DQ	130	2%	66% 34%
1	DR	130	3%	62% 38%
1	DS	130		68% 32%
1	DT	130	5%	67% 33%
1	DU	130	%	64% 36%
1	DV	130	%	65% 35%
1	DW	130	2%	66% 34%
1	DX	130		62% 38%
1	DY	130	%	65% 35%
1	DZ	130		67% 33%
1	EA	130	3%	62% 38%
1	EB	130	%	68% 32%

Continued on next page...

Continued from previous page...

Mol	Chain	Length	Quality of chain
1	EC	130	2% 67% 33%
1	ED	130	2% 61% 39%
1	EE	130	% 68% 32%
1	EF	130	4% 66% 34%
1	EG	130	% 64% 36%
1	EH	130	67% 33%
1	EI	130	% 67% 33%
1	EJ	130	2% 62% 38%
1	EK	130	2% 65% 35%
1	EL	130	% 65% 35%
1	EM	130	2% 64% 36%
1	EN	130	% 68% 32%
1	EO	130	2% 65% 35%
1	EP	130	% 62% 38%
1	EQ	130	69% 31%
1	ER	130	2% 67% 33%
1	ES	130	% 62% 38%
1	ET	130	2% 68% 32%
1	EU	130	2% 65% 35%
1	EV	130	3% 62% 38%
1	EW	130	68% 32%
1	EX	130	2% 67% 33%
1	EY	130	2% 65% 35%
1	EZ	130	% 65% 35%
1	FA	130	% 68% 32%

Continued on next page...

Continued from previous page...

Mol	Chain	Length	Quality of chain	
1	FB	130	%	
1	FC	130	2%	
1	FD	130	%	
1	FE	130	%	
1	FF	130		
1	FG	130	2%	
1	FH	130	2%	
1	FI	130		
1	FJ	130	2%	
1	FK	130	2%	
1	FL	130	3%	
1	FM	130		
1	FN	130	2%	
1	FO	130	3%	
1	FP	130	2%	
1	FQ	130	2%	
1	FR	130	3%	
1	FS	130	3%	
1	FT	130	2%	
1	FU	130		
1	FV	130	%	
1	FW	130		
1	FX	130		
1	FY	130	2%	
1	FZ	130	2%	

Continued on next page...

Continued from previous page...

Mol	Chain	Length	Quality of chain	
1	GA	130	2%	68% 32%
1	GB	130	4%	65% 35%
1	GC	130	3%	59% 41%
1	GD	130	%	66% 34%
1	GE	130	%	65% 35%
1	GF	130	2%	62% 38%
1	GG	130		66% 34%
1	GH	130	%	65% 35%
1	GI	130	2%	62% 38%
1	GJ	130	2%	66% 34%
1	GK	130	%	66% 34%
1	GL	130	3%	65% 35%
1	GM	130	2%	67% 33%
1	GN	130	%	65% 35%
1	GO	130	3%	63% 37%
1	GP	130	2%	67% 33%
1	GQ	130	3%	66% 34%
1	GR	130	2%	62% 38%
1	GS	130		65% 35%
1	GT	130	2%	68% 32%
1	GU	130	2%	60% 40%
1	GV	130	%	69% 31%
1	GW	130	2%	68% 32%
1	GX	130	2%	62% 38%
1	GY	130	2%	66% 34%

Continued on next page...

Continued from previous page...

Mol	Chain	Length	Quality of chain	
1	GZ	130	% 66%	34%
1	HA	130	% 62%	38%
1	HB	130	2% 67%	33%
1	HC	130	3% 68%	32%
1	HD	130	4% 63%	37%
1	HE	130	2% 65%	35%
1	HF	130	2% 65%	35%
1	HG	130	% 61%	39%
1	HH	130	% 66%	34%
1	HI	130	3% 66%	34%
1	HJ	130	2% 64%	36%
1	HK	130	% 66%	34%
1	HL	130	2% 66%	34%
1	HM	130	2% 62%	38%
1	HN	130	2% 67%	33%
1	HO	130	% 66%	34%
1	HP	130	% 61%	39%
1	HQ	130	% 68%	32%
1	HR	130	2% 66%	34%
1	HS	130	3% 60%	40%
1	HT	130	68%	32%
1	HU	130	2% 65%	35%
1	HV	130	2% 62%	38%
1	HW	130	2% 66%	34%
1	HX	130	3% 66%	34%

Continued on next page...

Continued from previous page...

Mol	Chain	Length	Quality of chain	
1	HY	130	2%	65% 35%
1	HZ	130	%	66% 34%
1	IA	130	2%	66% 34%
1	IB	130	2%	64% 36%
1	IC	130	%	65% 35%
1	ID	130	5%	66% 34%
1	IE	130		61% 39%
1	IF	130		69% 31%
1	IG	130	3%	67% 33%
1	IH	130	%	62% 38%
1	II	130	2%	66% 34%
1	IJ	130	2%	64% 36%
1	IK	130	2%	62% 38%
1	IL	130	2%	67% 33%
1	IM	130	3%	67% 33%
1	IN	130	3%	62% 38%
1	IO	130	2%	66% 34%
1	IP	130	2%	64% 36%
1	IQ	130	2%	62% 38%
1	IR	130		65% 35%
1	IS	130	%	65% 35%
1	IT	130		60% 40%
1	IU	130		65% 35%
1	IV	130	2%	64% 36%
1	IW	130	3%	63% 37%

Continued on next page...

Continued from previous page...

Mol	Chain	Length	Quality of chain	
1	IX	130	70%	30%
1	IY	130	68%	32%
1	IZ	130	62%	38%
1	JA	130	66%	34%
1	JB	130	67%	33%
1	JC	130	60%	40%
1	JD	130	67%	33%
1	JE	130	67%	33%
1	JF	130	55%	45%
1	JG	130	67%	33%
1	JH	130	65%	35%
1	JI	130	64%	36%
1	JJ	130	67%	33%
1	JK	130	64%	36%
1	JL	130	63%	37%
1	JM	130	68%	32%
1	JN	130	67%	33%
1	JO	130	62%	38%
1	JP	130	65%	35%
1	JQ	130	66%	34%
1	JR	130	64%	36%
1	JS	130	68%	32%
1	JT	130	68%	32%
1	JU	130	62%	38%
1	JV	130	65%	35%

Continued on next page...

Continued from previous page...

Mol	Chain	Length	Quality of chain	
1	JW	130	2%	65% 35%
1	JX	130	2%	62% 38%
1	JY	130	%	67% 33%
1	JZ	130	2%	66% 34%
1	KA	130	%	62% 38%
1	KB	130	4%	68% 32%
1	KC	130	%	66% 34%
1	KD	130	2%	62% 38%
1	KE	130	2%	66% 34%
1	KF	130	2%	64% 36%
1	KG	130	2%	63% 37%
1	KH	130	2%	68% 32%
1	KI	130	%	68% 32%
1	KJ	130	4%	59% 41%
1	KK	130		67% 33%
1	KL	130	%	65% 35%
1	KM	130	2%	61% 39%
1	KN	130	%	68% 32%
1	KO	130	4%	65% 35%
1	KP	130	2%	62% 38%
1	KQ	130	2%	65% 35%
1	KR	130	3%	68% 32%
1	KS	130	5%	58% 42%
1	KT	130	%	66% 34%
1	KU	130	2%	65% 35%

Continued on next page...

Continued from previous page...

Mol	Chain	Length	Quality of chain
1	KV	130	3% 65% 35%
1	KW	130	% 67% 33%
1	KX	130	2% 65% 35%
1	KY	130	3% 62% 38%
1	KZ	130	2% 66% 34%
1	LA	130	% 67% 33%
1	LB	130	2% 62% 38%
1	LC	130	67% 33%
1	LD	130	2% 65% 35%
1	LE	130	% 62% 38%
1	LF	130	% 64% 36%
1	LG	130	2% 64% 36%
1	LH	130	2% 62% 38%
1	LI	130	2% 67% 33%
1	LJ	130	2% 65% 35%
1	LK	130	2% 62% 38%
1	LL	130	% 66% 34%
1	LM	130	2% 66% 34%
1	LN	130	2% 62% 38%
1	LO	130	% 66% 34%
1	LP	130	2% 66% 34%
1	LQ	130	4% 62% 38%
1	LR	130	68% 32%
1	LS	130	% 68% 32%
1	LT	130	2% 62% 38%

Continued on next page...

Continued from previous page...

Mol	Chain	Length	Quality of chain	
1	LU	130	2%	68% 32%
1	LV	130	2%	67% 33%
1	LW	130	2%	62% 38%
1	LX	130	2%	66% 34%
1	LY	130	2%	65% 35%
1	LZ	130	%	64% 36%
1	MA	130	2%	66% 34%
1	MB	130	2%	65% 35%
1	MC	130	2%	61% 39%
1	MD	130	%	64% 36%
1	ME	130	3%	67% 33%
1	MF	130	%	62% 38%
1	MG	130	%	68% 32%
1	MH	130	2%	68% 32%
1	MI	130	2%	62% 38%
1	MJ	130		65% 35%
1	MK	130	%	68% 32%
1	ML	130	2%	63% 37%
1	MM	130	3%	66% 34%
1	MN	130		67% 33%
1	MO	130	%	61% 39%
1	MP	130		67% 33%
1	MQ	130	3%	67% 33%
1	MR	130	2%	54% 46%
1	MS	130	%	69% 31%

Continued on next page...

Continued from previous page...

Mol	Chain	Length	Quality of chain
1	MT	130	2% 68% 32%
1	MU	130	63% 37%
1	MV	130	2% 67% 33%
1	MW	130	% 68% 32%
1	MX	130	2% 65% 35%
1	MY	130	% 67% 33%
1	MZ	130	2% 67% 33%
1	NA	130	2% 62% 38%
1	NB	130	68% 32%
1	NC	130	% 65% 35%
1	ND	130	2% 63% 37%
1	NE	130	66% 34%
1	NF	130	3% 65% 35%
1	NG	130	2% 61% 39%
1	NH	130	66% 34%
1	NI	130	2% 65% 35%
1	NJ	130	3% 58% 42%
1	NK	130	2% 67% 33%
1	NL	130	2% 68% 32%
1	NM	130	2% 62% 38%
1	NN	130	2% 67% 33%
1	NO	130	% 66% 34%
1	NP	130	3% 62% 38%
1	NQ	130	2% 69% 31%
1	NR	130	3% 66% 34%

Continued on next page...

Continued from previous page...

Mol	Chain	Length	Quality of chain
1	NS	130	
1	NT	130	
1	NU	130	
1	NV	130	

2 Entry composition [i](#)

There are 2 unique types of molecules in this entry. The entry contains 363000 atoms, of which 0 are hydrogens and 0 are deuteriums.

In the tables below, the ZeroOcc column contains the number of atoms modelled with zero occupancy, the AltConf column contains the number of residues with at least one atom in alternate conformation and the Trace column contains the number of residues modelled with at most 2 atoms.

- Molecule 1 is a protein called coat protein.

Mol	Chain	Residues	Atoms					ZeroOcc	AltConf	Trace
			Total	C	N	O	S			
1	AA	130	1008	641	169	196	2	0	0	0
1	AB	130	1008	641	169	196	2	0	0	0
1	AC	130	1008	641	169	196	2	0	0	0
1	AD	130	1008	641	169	196	2	0	0	0
1	AE	130	1008	641	169	196	2	0	0	0
1	AF	130	1008	641	169	196	2	0	0	0
1	AG	130	1008	641	169	196	2	0	0	0
1	AH	130	1008	641	169	196	2	0	0	0
1	AI	130	1008	641	169	196	2	0	0	0
1	AJ	130	1008	641	169	196	2	0	0	0
1	AK	130	1008	641	169	196	2	0	0	0
1	AL	130	1008	641	169	196	2	0	0	0
1	AM	130	1008	641	169	196	2	0	0	0
1	AN	130	1008	641	169	196	2	0	0	0
1	AO	130	1008	641	169	196	2	0	0	0
1	AP	130	1008	641	169	196	2	0	0	0

Continued on next page...

Continued from previous page...

Mol	Chain	Residues	Atoms					ZeroOcc	AltConf	Trace
1	AQ	130	Total	C	N	O	S	0	0	0
			1008	641	169	196	2			
1	AR	130	Total	C	N	O	S	0	0	0
			1008	641	169	196	2			
1	AS	130	Total	C	N	O	S	0	0	0
			1008	641	169	196	2			
1	AT	130	Total	C	N	O	S	0	0	0
			1008	641	169	196	2			
1	AU	130	Total	C	N	O	S	0	0	0
			1008	641	169	196	2			
1	AV	130	Total	C	N	O	S	0	0	0
			1008	641	169	196	2			
1	AW	130	Total	C	N	O	S	0	0	0
			1008	641	169	196	2			
1	AX	130	Total	C	N	O	S	0	0	0
			1008	641	169	196	2			
1	AY	130	Total	C	N	O	S	0	0	0
			1008	641	169	196	2			
1	AZ	130	Total	C	N	O	S	0	0	0
			1008	641	169	196	2			
1	BA	130	Total	C	N	O	S	0	0	0
			1008	641	169	196	2			
1	BB	130	Total	C	N	O	S	0	0	0
			1008	641	169	196	2			
1	BC	130	Total	C	N	O	S	0	0	0
			1008	641	169	196	2			
1	BD	130	Total	C	N	O	S	0	0	0
			1008	641	169	196	2			
1	BE	130	Total	C	N	O	S	0	0	0
			1008	641	169	196	2			
1	BF	130	Total	C	N	O	S	0	0	0
			1008	641	169	196	2			
1	BG	130	Total	C	N	O	S	0	0	0
			1008	641	169	196	2			
1	BH	130	Total	C	N	O	S	0	0	0
			1008	641	169	196	2			
1	BI	130	Total	C	N	O	S	0	0	0
			1008	641	169	196	2			
1	BJ	130	Total	C	N	O	S	0	0	0
			1008	641	169	196	2			
1	BK	130	Total	C	N	O	S	0	0	0
			1008	641	169	196	2			

Continued on next page...

Continued from previous page...

Mol	Chain	Residues	Atoms					ZeroOcc	AltConf	Trace
1	BL	130	Total	C	N	O	S	0	0	0
			1008	641	169	196	2			
1	BM	130	Total	C	N	O	S	0	0	0
			1008	641	169	196	2			
1	BN	130	Total	C	N	O	S	0	0	0
			1008	641	169	196	2			
1	BO	130	Total	C	N	O	S	0	0	0
			1008	641	169	196	2			
1	BP	130	Total	C	N	O	S	0	0	0
			1008	641	169	196	2			
1	BQ	130	Total	C	N	O	S	0	0	0
			1008	641	169	196	2			
1	BR	130	Total	C	N	O	S	0	0	0
			1008	641	169	196	2			
1	BS	130	Total	C	N	O	S	0	0	0
			1008	641	169	196	2			
1	BT	130	Total	C	N	O	S	0	0	0
			1008	641	169	196	2			
1	BU	130	Total	C	N	O	S	0	0	0
			1008	641	169	196	2			
1	BV	130	Total	C	N	O	S	0	0	0
			1008	641	169	196	2			
1	BW	130	Total	C	N	O	S	0	0	0
			1008	641	169	196	2			
1	BX	130	Total	C	N	O	S	0	0	0
			1008	641	169	196	2			
1	BY	130	Total	C	N	O	S	0	0	0
			1008	641	169	196	2			
1	BZ	130	Total	C	N	O	S	0	0	0
			1008	641	169	196	2			
1	CA	130	Total	C	N	O	S	0	0	0
			1008	641	169	196	2			
1	CB	130	Total	C	N	O	S	0	0	0
			1008	641	169	196	2			
1	CC	130	Total	C	N	O	S	0	0	0
			1008	641	169	196	2			
1	CD	130	Total	C	N	O	S	0	0	0
			1008	641	169	196	2			
1	CE	130	Total	C	N	O	S	0	0	0
			1008	641	169	196	2			
1	CF	130	Total	C	N	O	S	0	0	0
			1008	641	169	196	2			

Continued on next page...

Continued from previous page...

Mol	Chain	Residues	Atoms					ZeroOcc	AltConf	Trace
1	CG	130	Total	C	N	O	S	0	0	0
			1008	641	169	196	2			
1	CH	130	Total	C	N	O	S	0	0	0
			1008	641	169	196	2			
1	CI	130	Total	C	N	O	S	0	0	0
			1008	641	169	196	2			
1	CJ	130	Total	C	N	O	S	0	0	0
			1008	641	169	196	2			
1	CK	130	Total	C	N	O	S	0	0	0
			1008	641	169	196	2			
1	CL	130	Total	C	N	O	S	0	0	0
			1008	641	169	196	2			
1	CM	130	Total	C	N	O	S	0	0	0
			1008	641	169	196	2			
1	CN	130	Total	C	N	O	S	0	0	0
			1008	641	169	196	2			
1	CO	130	Total	C	N	O	S	0	0	0
			1008	641	169	196	2			
1	CP	130	Total	C	N	O	S	0	0	0
			1008	641	169	196	2			
1	CQ	130	Total	C	N	O	S	0	0	0
			1008	641	169	196	2			
1	CR	130	Total	C	N	O	S	0	0	0
			1008	641	169	196	2			
1	CS	130	Total	C	N	O	S	0	0	0
			1008	641	169	196	2			
1	CT	130	Total	C	N	O	S	0	0	0
			1008	641	169	196	2			
1	CU	130	Total	C	N	O	S	0	0	0
			1008	641	169	196	2			
1	CV	130	Total	C	N	O	S	0	0	0
			1008	641	169	196	2			
1	CW	130	Total	C	N	O	S	0	0	0
			1008	641	169	196	2			
1	CX	130	Total	C	N	O	S	0	0	0
			1008	641	169	196	2			
1	CY	130	Total	C	N	O	S	0	0	0
			1008	641	169	196	2			
1	CZ	130	Total	C	N	O	S	0	0	0
			1008	641	169	196	2			
1	DA	130	Total	C	N	O	S	0	0	0
			1008	641	169	196	2			

Continued on next page...

Continued from previous page...

Mol	Chain	Residues	Atoms					ZeroOcc	AltConf	Trace
1	DB	130	Total	C	N	O	S	0	0	0
			1008	641	169	196	2			
1	DC	130	Total	C	N	O	S	0	0	0
			1008	641	169	196	2			
1	DD	130	Total	C	N	O	S	0	0	0
			1008	641	169	196	2			
1	DE	130	Total	C	N	O	S	0	0	0
			1008	641	169	196	2			
1	DF	130	Total	C	N	O	S	0	0	0
			1008	641	169	196	2			
1	DG	130	Total	C	N	O	S	0	0	0
			1008	641	169	196	2			
1	DH	130	Total	C	N	O	S	0	0	0
			1008	641	169	196	2			
1	DI	130	Total	C	N	O	S	0	0	0
			1008	641	169	196	2			
1	DJ	130	Total	C	N	O	S	0	0	0
			1008	641	169	196	2			
1	DK	130	Total	C	N	O	S	0	0	0
			1008	641	169	196	2			
1	DL	130	Total	C	N	O	S	0	0	0
			1008	641	169	196	2			
1	DM	130	Total	C	N	O	S	0	0	0
			1008	641	169	196	2			
1	DN	130	Total	C	N	O	S	0	0	0
			1008	641	169	196	2			
1	DO	130	Total	C	N	O	S	0	0	0
			1008	641	169	196	2			
1	DP	130	Total	C	N	O	S	0	0	0
			1008	641	169	196	2			
1	DQ	130	Total	C	N	O	S	0	0	0
			1008	641	169	196	2			
1	DR	130	Total	C	N	O	S	0	0	0
			1008	641	169	196	2			
1	DS	130	Total	C	N	O	S	0	0	0
			1008	641	169	196	2			
1	DT	130	Total	C	N	O	S	0	0	0
			1008	641	169	196	2			
1	DU	130	Total	C	N	O	S	0	0	0
			1008	641	169	196	2			
1	DV	130	Total	C	N	O	S	0	0	0
			1008	641	169	196	2			

Continued on next page...

Continued from previous page...

Mol	Chain	Residues	Atoms					ZeroOcc	AltConf	Trace
			Total	C	N	O	S			
1	DW	130	1008	641	169	196	2	0	0	0
1	DX	130	1008	641	169	196	2	0	0	0
1	DY	130	1008	641	169	196	2	0	0	0
1	DZ	130	1008	641	169	196	2	0	0	0
1	EA	130	1008	641	169	196	2	0	0	0
1	EB	130	1008	641	169	196	2	0	0	0
1	EC	130	1008	641	169	196	2	0	0	0
1	ED	130	1008	641	169	196	2	0	0	0
1	EE	130	1008	641	169	196	2	0	0	0
1	EF	130	1008	641	169	196	2	0	0	0
1	EG	130	1008	641	169	196	2	0	0	0
1	EH	130	1008	641	169	196	2	0	0	0
1	EI	130	1008	641	169	196	2	0	0	0
1	EJ	130	1008	641	169	196	2	0	0	0
1	EK	130	1008	641	169	196	2	0	0	0
1	EL	130	1008	641	169	196	2	0	0	0
1	EM	130	1008	641	169	196	2	0	0	0
1	EN	130	1008	641	169	196	2	0	0	0
1	EO	130	1008	641	169	196	2	0	0	0
1	EP	130	1008	641	169	196	2	0	0	0
1	EQ	130	1008	641	169	196	2	0	0	0

Continued on next page...

Continued from previous page...

Mol	Chain	Residues	Atoms					ZeroOcc	AltConf	Trace
1	ER	130	Total	C	N	O	S	0	0	0
			1008	641	169	196	2			
1	ES	130	Total	C	N	O	S	0	0	0
			1008	641	169	196	2			
1	ET	130	Total	C	N	O	S	0	0	0
			1008	641	169	196	2			
1	EU	130	Total	C	N	O	S	0	0	0
			1008	641	169	196	2			
1	EV	130	Total	C	N	O	S	0	0	0
			1008	641	169	196	2			
1	EW	130	Total	C	N	O	S	0	0	0
			1008	641	169	196	2			
1	EX	130	Total	C	N	O	S	0	0	0
			1008	641	169	196	2			
1	EY	130	Total	C	N	O	S	0	0	0
			1008	641	169	196	2			
1	EZ	130	Total	C	N	O	S	0	0	0
			1008	641	169	196	2			
1	FA	130	Total	C	N	O	S	0	0	0
			1008	641	169	196	2			
1	FB	130	Total	C	N	O	S	0	0	0
			1008	641	169	196	2			
1	FC	130	Total	C	N	O	S	0	0	0
			1008	641	169	196	2			
1	FD	130	Total	C	N	O	S	0	0	0
			1008	641	169	196	2			
1	FE	130	Total	C	N	O	S	0	0	0
			1008	641	169	196	2			
1	FF	130	Total	C	N	O	S	0	0	0
			1008	641	169	196	2			
1	FG	130	Total	C	N	O	S	0	0	0
			1008	641	169	196	2			
1	FH	130	Total	C	N	O	S	0	0	0
			1008	641	169	196	2			
1	FI	130	Total	C	N	O	S	0	0	0
			1008	641	169	196	2			
1	FJ	130	Total	C	N	O	S	0	0	0
			1008	641	169	196	2			
1	FK	130	Total	C	N	O	S	0	0	0
			1008	641	169	196	2			
1	FL	130	Total	C	N	O	S	0	0	0
			1008	641	169	196	2			

Continued on next page...

Continued from previous page...

Mol	Chain	Residues	Atoms					ZeroOcc	AltConf	Trace
1	FM	130	Total	C	N	O	S	0	0	0
			1008	641	169	196	2			
1	FN	130	Total	C	N	O	S	0	0	0
			1008	641	169	196	2			
1	FO	130	Total	C	N	O	S	0	0	0
			1008	641	169	196	2			
1	FP	130	Total	C	N	O	S	0	0	0
			1008	641	169	196	2			
1	FQ	130	Total	C	N	O	S	0	0	0
			1008	641	169	196	2			
1	FR	130	Total	C	N	O	S	0	0	0
			1008	641	169	196	2			
1	FS	130	Total	C	N	O	S	0	0	0
			1008	641	169	196	2			
1	FT	130	Total	C	N	O	S	0	0	0
			1008	641	169	196	2			
1	FU	130	Total	C	N	O	S	0	0	0
			1008	641	169	196	2			
1	FV	130	Total	C	N	O	S	0	0	0
			1008	641	169	196	2			
1	FW	130	Total	C	N	O	S	0	0	0
			1008	641	169	196	2			
1	FX	130	Total	C	N	O	S	0	0	0
			1008	641	169	196	2			
1	FY	130	Total	C	N	O	S	0	0	0
			1008	641	169	196	2			
1	FZ	130	Total	C	N	O	S	0	0	0
			1008	641	169	196	2			
1	GA	130	Total	C	N	O	S	0	0	0
			1008	641	169	196	2			
1	GB	130	Total	C	N	O	S	0	0	0
			1008	641	169	196	2			
1	GC	130	Total	C	N	O	S	0	0	0
			1008	641	169	196	2			
1	GD	130	Total	C	N	O	S	0	0	0
			1008	641	169	196	2			
1	GE	130	Total	C	N	O	S	0	0	0
			1008	641	169	196	2			
1	GF	130	Total	C	N	O	S	0	0	0
			1008	641	169	196	2			
1	GG	130	Total	C	N	O	S	0	0	0
			1008	641	169	196	2			

Continued on next page...

Continued from previous page...

Mol	Chain	Residues	Atoms					ZeroOcc	AltConf	Trace
			Total	C	N	O	S			
1	GH	130	1008	641	169	196	2	0	0	0
1	GI	130	1008	641	169	196	2	0	0	0
1	GJ	130	1008	641	169	196	2	0	0	0
1	GK	130	1008	641	169	196	2	0	0	0
1	GL	130	1008	641	169	196	2	0	0	0
1	GM	130	1008	641	169	196	2	0	0	0
1	GN	130	1008	641	169	196	2	0	0	0
1	GO	130	1008	641	169	196	2	0	0	0
1	GP	130	1008	641	169	196	2	0	0	0
1	GQ	130	1008	641	169	196	2	0	0	0
1	GR	130	1008	641	169	196	2	0	0	0
1	GS	130	1008	641	169	196	2	0	0	0
1	GT	130	1008	641	169	196	2	0	0	0
1	GU	130	1008	641	169	196	2	0	0	0
1	GV	130	1008	641	169	196	2	0	0	0
1	GW	130	1008	641	169	196	2	0	0	0
1	GX	130	1008	641	169	196	2	0	0	0
1	GY	130	1008	641	169	196	2	0	0	0
1	GZ	130	1008	641	169	196	2	0	0	0
1	HA	130	1008	641	169	196	2	0	0	0
1	HB	130	1008	641	169	196	2	0	0	0

Continued on next page...

Continued from previous page...

Mol	Chain	Residues	Atoms					ZeroOcc	AltConf	Trace
1	HC	130	Total	C	N	O	S	0	0	0
			1008	641	169	196	2			
1	HD	130	Total	C	N	O	S	0	0	0
			1008	641	169	196	2			
1	HE	130	Total	C	N	O	S	0	0	0
			1008	641	169	196	2			
1	HF	130	Total	C	N	O	S	0	0	0
			1008	641	169	196	2			
1	HG	130	Total	C	N	O	S	0	0	0
			1008	641	169	196	2			
1	HH	130	Total	C	N	O	S	0	0	0
			1008	641	169	196	2			
1	HI	130	Total	C	N	O	S	0	0	0
			1008	641	169	196	2			
1	HJ	130	Total	C	N	O	S	0	0	0
			1008	641	169	196	2			
1	HK	130	Total	C	N	O	S	0	0	0
			1008	641	169	196	2			
1	HL	130	Total	C	N	O	S	0	0	0
			1008	641	169	196	2			
1	HM	130	Total	C	N	O	S	0	0	0
			1008	641	169	196	2			
1	HN	130	Total	C	N	O	S	0	0	0
			1008	641	169	196	2			
1	HO	130	Total	C	N	O	S	0	0	0
			1008	641	169	196	2			
1	HP	130	Total	C	N	O	S	0	0	0
			1008	641	169	196	2			
1	HQ	130	Total	C	N	O	S	0	0	0
			1008	641	169	196	2			
1	HR	130	Total	C	N	O	S	0	0	0
			1008	641	169	196	2			
1	HS	130	Total	C	N	O	S	0	0	0
			1008	641	169	196	2			
1	HT	130	Total	C	N	O	S	0	0	0
			1008	641	169	196	2			
1	HU	130	Total	C	N	O	S	0	0	0
			1008	641	169	196	2			
1	HV	130	Total	C	N	O	S	0	0	0
			1008	641	169	196	2			
1	HW	130	Total	C	N	O	S	0	0	0
			1008	641	169	196	2			

Continued on next page...

Continued from previous page...

Mol	Chain	Residues	Atoms					ZeroOcc	AltConf	Trace
1	HX	130	Total	C	N	O	S	0	0	0
			1008	641	169	196	2			
1	HY	130	Total	C	N	O	S	0	0	0
			1008	641	169	196	2			
1	HZ	130	Total	C	N	O	S	0	0	0
			1008	641	169	196	2			
1	IA	130	Total	C	N	O	S	0	0	0
			1008	641	169	196	2			
1	IB	130	Total	C	N	O	S	0	0	0
			1008	641	169	196	2			
1	IC	130	Total	C	N	O	S	0	0	0
			1008	641	169	196	2			
1	ID	130	Total	C	N	O	S	0	0	0
			1008	641	169	196	2			
1	IE	130	Total	C	N	O	S	0	0	0
			1008	641	169	196	2			
1	IF	130	Total	C	N	O	S	0	0	0
			1008	641	169	196	2			
1	IG	130	Total	C	N	O	S	0	0	0
			1008	641	169	196	2			
1	IH	130	Total	C	N	O	S	0	0	0
			1008	641	169	196	2			
1	II	130	Total	C	N	O	S	0	0	0
			1008	641	169	196	2			
1	IJ	130	Total	C	N	O	S	0	0	0
			1008	641	169	196	2			
1	IK	130	Total	C	N	O	S	0	0	0
			1008	641	169	196	2			
1	IL	130	Total	C	N	O	S	0	0	0
			1008	641	169	196	2			
1	IM	130	Total	C	N	O	S	0	0	0
			1008	641	169	196	2			
1	IN	130	Total	C	N	O	S	0	0	0
			1008	641	169	196	2			
1	IO	130	Total	C	N	O	S	0	0	0
			1008	641	169	196	2			
1	IP	130	Total	C	N	O	S	0	0	0
			1008	641	169	196	2			
1	IQ	130	Total	C	N	O	S	0	0	0
			1008	641	169	196	2			
1	IR	130	Total	C	N	O	S	0	0	0
			1008	641	169	196	2			

Continued on next page...

Continued from previous page...

Mol	Chain	Residues	Atoms					ZeroOcc	AltConf	Trace
1	IS	130	Total	C	N	O	S	0	0	0
			1008	641	169	196	2			
1	IT	130	Total	C	N	O	S	0	0	0
			1008	641	169	196	2			
1	IU	130	Total	C	N	O	S	0	0	0
			1008	641	169	196	2			
1	IV	130	Total	C	N	O	S	0	0	0
			1008	641	169	196	2			
1	IW	130	Total	C	N	O	S	0	0	0
			1008	641	169	196	2			
1	IX	130	Total	C	N	O	S	0	0	0
			1008	641	169	196	2			
1	IY	130	Total	C	N	O	S	0	0	0
			1008	641	169	196	2			
1	IZ	130	Total	C	N	O	S	0	0	0
			1008	641	169	196	2			
1	JA	130	Total	C	N	O	S	0	0	0
			1008	641	169	196	2			
1	JB	130	Total	C	N	O	S	0	0	0
			1008	641	169	196	2			
1	JC	130	Total	C	N	O	S	0	0	0
			1008	641	169	196	2			
1	JD	130	Total	C	N	O	S	0	0	0
			1008	641	169	196	2			
1	JE	130	Total	C	N	O	S	0	0	0
			1008	641	169	196	2			
1	JF	130	Total	C	N	O	S	0	0	0
			1008	641	169	196	2			
1	JG	130	Total	C	N	O	S	0	0	0
			1008	641	169	196	2			
1	JH	130	Total	C	N	O	S	0	0	0
			1008	641	169	196	2			
1	JI	130	Total	C	N	O	S	0	0	0
			1008	641	169	196	2			
1	JJ	130	Total	C	N	O	S	0	0	0
			1008	641	169	196	2			
1	JK	130	Total	C	N	O	S	0	0	0
			1008	641	169	196	2			
1	JL	130	Total	C	N	O	S	0	0	0
			1008	641	169	196	2			
1	JM	130	Total	C	N	O	S	0	0	0
			1008	641	169	196	2			

Continued on next page...

Continued from previous page...

Mol	Chain	Residues	Atoms					ZeroOcc	AltConf	Trace
1	JN	130	Total	C	N	O	S	0	0	0
			1008	641	169	196	2			
1	JO	130	Total	C	N	O	S	0	0	0
			1008	641	169	196	2			
1	JP	130	Total	C	N	O	S	0	0	0
			1008	641	169	196	2			
1	JQ	130	Total	C	N	O	S	0	0	0
			1008	641	169	196	2			
1	JR	130	Total	C	N	O	S	0	0	0
			1008	641	169	196	2			
1	JS	130	Total	C	N	O	S	0	0	0
			1008	641	169	196	2			
1	JT	130	Total	C	N	O	S	0	0	0
			1008	641	169	196	2			
1	JU	130	Total	C	N	O	S	0	0	0
			1008	641	169	196	2			
1	JV	130	Total	C	N	O	S	0	0	0
			1008	641	169	196	2			
1	JW	130	Total	C	N	O	S	0	0	0
			1008	641	169	196	2			
1	JX	130	Total	C	N	O	S	0	0	0
			1008	641	169	196	2			
1	JY	130	Total	C	N	O	S	0	0	0
			1008	641	169	196	2			
1	JZ	130	Total	C	N	O	S	0	0	0
			1008	641	169	196	2			
1	KA	130	Total	C	N	O	S	0	0	0
			1008	641	169	196	2			
1	KB	130	Total	C	N	O	S	0	0	0
			1008	641	169	196	2			
1	KC	130	Total	C	N	O	S	0	0	0
			1008	641	169	196	2			
1	KD	130	Total	C	N	O	S	0	0	0
			1008	641	169	196	2			
1	KE	130	Total	C	N	O	S	0	0	0
			1008	641	169	196	2			
1	KF	130	Total	C	N	O	S	0	0	0
			1008	641	169	196	2			
1	KG	130	Total	C	N	O	S	0	0	0
			1008	641	169	196	2			
1	KH	130	Total	C	N	O	S	0	0	0
			1008	641	169	196	2			

Continued on next page...

Continued from previous page...

Mol	Chain	Residues	Atoms					ZeroOcc	AltConf	Trace
1	KI	130	Total	C	N	O	S	0	0	0
			1008	641	169	196	2			
1	KJ	130	Total	C	N	O	S	0	0	0
			1008	641	169	196	2			
1	KK	130	Total	C	N	O	S	0	0	0
			1008	641	169	196	2			
1	KL	130	Total	C	N	O	S	0	0	0
			1008	641	169	196	2			
1	KM	130	Total	C	N	O	S	0	0	0
			1008	641	169	196	2			
1	KN	130	Total	C	N	O	S	0	0	0
			1008	641	169	196	2			
1	KO	130	Total	C	N	O	S	0	0	0
			1008	641	169	196	2			
1	KP	130	Total	C	N	O	S	0	0	0
			1008	641	169	196	2			
1	KQ	130	Total	C	N	O	S	0	0	0
			1008	641	169	196	2			
1	KR	130	Total	C	N	O	S	0	0	0
			1008	641	169	196	2			
1	KS	130	Total	C	N	O	S	0	0	0
			1008	641	169	196	2			
1	KT	130	Total	C	N	O	S	0	0	0
			1008	641	169	196	2			
1	KU	130	Total	C	N	O	S	0	0	0
			1008	641	169	196	2			
1	KV	130	Total	C	N	O	S	0	0	0
			1008	641	169	196	2			
1	KW	130	Total	C	N	O	S	0	0	0
			1008	641	169	196	2			
1	KX	130	Total	C	N	O	S	0	0	0
			1008	641	169	196	2			
1	KY	130	Total	C	N	O	S	0	0	0
			1008	641	169	196	2			
1	KZ	130	Total	C	N	O	S	0	0	0
			1008	641	169	196	2			
1	LA	130	Total	C	N	O	S	0	0	0
			1008	641	169	196	2			
1	LB	130	Total	C	N	O	S	0	0	0
			1008	641	169	196	2			
1	LC	130	Total	C	N	O	S	0	0	0
			1008	641	169	196	2			

Continued on next page...

Continued from previous page...

Mol	Chain	Residues	Atoms					ZeroOcc	AltConf	Trace
1	LD	130	Total	C	N	O	S	0	0	0
			1008	641	169	196	2			
1	LE	130	Total	C	N	O	S	0	0	0
			1008	641	169	196	2			
1	LF	130	Total	C	N	O	S	0	0	0
			1008	641	169	196	2			
1	LG	130	Total	C	N	O	S	0	0	0
			1008	641	169	196	2			
1	LH	130	Total	C	N	O	S	0	0	0
			1008	641	169	196	2			
1	LI	130	Total	C	N	O	S	0	0	0
			1008	641	169	196	2			
1	LJ	130	Total	C	N	O	S	0	0	0
			1008	641	169	196	2			
1	LK	130	Total	C	N	O	S	0	0	0
			1008	641	169	196	2			
1	LL	130	Total	C	N	O	S	0	0	0
			1008	641	169	196	2			
1	LM	130	Total	C	N	O	S	0	0	0
			1008	641	169	196	2			
1	LN	130	Total	C	N	O	S	0	0	0
			1008	641	169	196	2			
1	LO	130	Total	C	N	O	S	0	0	0
			1008	641	169	196	2			
1	LP	130	Total	C	N	O	S	0	0	0
			1008	641	169	196	2			
1	LQ	130	Total	C	N	O	S	0	0	0
			1008	641	169	196	2			
1	LR	130	Total	C	N	O	S	0	0	0
			1008	641	169	196	2			
1	LS	130	Total	C	N	O	S	0	0	0
			1008	641	169	196	2			
1	LT	130	Total	C	N	O	S	0	0	0
			1008	641	169	196	2			
1	LU	130	Total	C	N	O	S	0	0	0
			1008	641	169	196	2			
1	LV	130	Total	C	N	O	S	0	0	0
			1008	641	169	196	2			
1	LW	130	Total	C	N	O	S	0	0	0
			1008	641	169	196	2			
1	LX	130	Total	C	N	O	S	0	0	0
			1008	641	169	196	2			

Continued on next page...

Continued from previous page...

Mol	Chain	Residues	Atoms					ZeroOcc	AltConf	Trace
1	LY	130	Total	C	N	O	S	0	0	0
			1008	641	169	196	2			
1	LZ	130	Total	C	N	O	S	0	0	0
			1008	641	169	196	2			
1	MA	130	Total	C	N	O	S	0	0	0
			1008	641	169	196	2			
1	MB	130	Total	C	N	O	S	0	0	0
			1008	641	169	196	2			
1	MC	130	Total	C	N	O	S	0	0	0
			1008	641	169	196	2			
1	MD	130	Total	C	N	O	S	0	0	0
			1008	641	169	196	2			
1	ME	130	Total	C	N	O	S	0	0	0
			1008	641	169	196	2			
1	MF	130	Total	C	N	O	S	0	0	0
			1008	641	169	196	2			
1	MG	130	Total	C	N	O	S	0	0	0
			1008	641	169	196	2			
1	MH	130	Total	C	N	O	S	0	0	0
			1008	641	169	196	2			
1	MI	130	Total	C	N	O	S	0	0	0
			1008	641	169	196	2			
1	MJ	130	Total	C	N	O	S	0	0	0
			1008	641	169	196	2			
1	MK	130	Total	C	N	O	S	0	0	0
			1008	641	169	196	2			
1	ML	130	Total	C	N	O	S	0	0	0
			1008	641	169	196	2			
1	MM	130	Total	C	N	O	S	0	0	0
			1008	641	169	196	2			
1	MN	130	Total	C	N	O	S	0	0	0
			1008	641	169	196	2			
1	MO	130	Total	C	N	O	S	0	0	0
			1008	641	169	196	2			
1	MP	130	Total	C	N	O	S	0	0	0
			1008	641	169	196	2			
1	MQ	130	Total	C	N	O	S	0	0	0
			1008	641	169	196	2			
1	MR	130	Total	C	N	O	S	0	0	0
			1008	641	169	196	2			
1	MS	130	Total	C	N	O	S	0	0	0
			1008	641	169	196	2			

Continued on next page...

Continued from previous page...

Mol	Chain	Residues	Atoms					ZeroOcc	AltConf	Trace
			Total	C	N	O	S			
1	MT	130	1008	641	169	196	2	0	0	0
1	MU	130	1008	641	169	196	2	0	0	0
1	MV	130	1008	641	169	196	2	0	0	0
1	MW	130	1008	641	169	196	2	0	0	0
1	MX	130	1008	641	169	196	2	0	0	0
1	MY	130	1008	641	169	196	2	0	0	0
1	MZ	130	1008	641	169	196	2	0	0	0
1	NA	130	1008	641	169	196	2	0	0	0
1	NB	130	1008	641	169	196	2	0	0	0
1	NC	130	1008	641	169	196	2	0	0	0
1	ND	130	1008	641	169	196	2	0	0	0
1	NE	130	1008	641	169	196	2	0	0	0
1	NF	130	1008	641	169	196	2	0	0	0
1	NG	130	1008	641	169	196	2	0	0	0
1	NH	130	1008	641	169	196	2	0	0	0
1	NI	130	1008	641	169	196	2	0	0	0
1	NJ	130	1008	641	169	196	2	0	0	0
1	NK	130	1008	641	169	196	2	0	0	0
1	NL	130	1008	641	169	196	2	0	0	0
1	NM	130	1008	641	169	196	2	0	0	0
1	NN	130	1008	641	169	196	2	0	0	0

Continued on next page...

Continued from previous page...

Mol	Chain	Residues	Atoms					ZeroOcc	AltConf	Trace
1	NO	130	Total	C	N	O	S	0	0	0
			1008	641	169	196	2			
1	NP	130	Total	C	N	O	S	0	0	0
			1008	641	169	196	2			
1	NQ	130	Total	C	N	O	S	0	0	0
			1008	641	169	196	2			
1	NR	130	Total	C	N	O	S	0	0	0
			1008	641	169	196	2			
1	NS	130	Total	C	N	O	S	0	0	0
			1008	641	169	196	2			
1	NT	130	Total	C	N	O	S	0	0	0
			1008	641	169	196	2			
1	NU	130	Total	C	N	O	S	0	0	0
			1008	641	169	196	2			
1	NV	130	Total	C	N	O	S	0	0	0
			1008	641	169	196	2			

- Molecule 2 is CALCIUM ION (three-letter code: CA) (formula: Ca).

Mol	Chain	Residues	Atoms		ZeroOcc	AltConf
2	LM	1	Total	Ca	0	0
			1	1		
2	CA	1	Total	Ca	0	0
			1	1		
2	AB	1	Total	Ca	0	0
			1	1		
2	CV	1	Total	Ca	0	0
			1	1		
2	AW	1	Total	Ca	0	0
			1	1		
2	DZ	1	Total	Ca	0	0
			1	1		
2	BI	1	Total	Ca	0	0
			1	1		
2	GE	1	Total	Ca	0	0
			1	1		
2	KR	1	Total	Ca	0	0
			1	1		
2	EF	1	Total	Ca	0	0
			1	1		
2	CO	1	Total	Ca	0	0
			1	1		

Continued on next page...

Continued from previous page...

Mol	Chain	Residues	Atoms	ZeroOcc	AltConf
2	HF	1	Total Ca 1 1	0	0
2	IY	1	Total Ca 1 1	0	0
2	IJ	1	Total Ca 1 1	0	0
2	MW	1	Total Ca 1 1	0	0
2	BC	1	Total Ca 1 1	0	0
2	JT	1	Total Ca 1 1	0	0
2	GH	1	Total Ca 1 1	0	0
2	LD	1	Total Ca 1 1	0	0
2	CJ	1	Total Ca 1 1	0	0
2	HL	1	Total Ca 1 1	0	0
2	LS	1	Total Ca 1 1	0	0
2	HC	1	Total Ca 1 1	0	0
2	GQ	1	Total Ca 1 1	0	0
2	DE	1	Total Ca 1 1	0	0
2	AQ	1	Total Ca 1 1	0	0
2	KF	1	Total Ca 1 1	0	0
2	MZ	1	Total Ca 1 1	0	0
2	EO	1	Total Ca 1 1	0	0
2	GK	1	Total Ca 1 1	0	0
2	KX	1	Total Ca 1 1	0	0
2	EX	1	Total Ca 1 1	0	0

Continued on next page...

Continued from previous page...

Mol	Chain	Residues	Atoms	ZeroOcc	AltConf
2	HI	1	Total Ca 1 1	0	0
2	EU	1	Total Ca 1 1	0	0
2	AK	1	Total Ca 1 1	0	0
2	GT	1	Total Ca 1 1	0	0
2	ID	1	Total Ca 1 1	0	0
2	EB	1	Total Ca 1 1	0	0
2	JH	1	Total Ca 1 1	0	0
2	GN	1	Total Ca 1 1	0	0
2	LJ	1	Total Ca 1 1	0	0
2	FV	1	Total Ca 1 1	0	0
2	LY	1	Total Ca 1 1	0	0
2	FY	1	Total Ca 1 1	0	0
2	JQ	1	Total Ca 1 1	0	0
2	GW	1	Total Ca 1 1	0	0
2	KL	1	Total Ca 1 1	0	0
2	BU	1	Total Ca 1 1	0	0
2	ER	1	Total Ca 1 1	0	0
2	FS	1	Total Ca 1 1	0	0
2	CP	1	Total Ca 1 1	0	0
2	ME	1	Total Ca 1 1	0	0
2	IM	1	Total Ca 1 1	0	0

Continued on next page...

Continued from previous page...

Mol	Chain	Residues	Atoms	ZeroOcc	AltConf
2	GZ	1	Total Ca 1 1	0	0
2	NO	1	Total Ca 1 1	0	0
2	KO	1	Total Ca 1 1	0	0
2	JW	1	Total Ca 1 1	0	0
2	JB	1	Total Ca 1 1	0	0
2	NU	1	Total Ca 1 1	0	0
2	LP	1	Total Ca 1 1	0	0
2	CS	1	Total Ca 1 1	0	0
2	MH	1	Total Ca 1 1	0	0
2	DB	1	Total Ca 1 1	0	0
2	DQ	1	Total Ca 1 1	0	0
2	NL	1	Total Ca 1 1	0	0
2	BL	1	Total Ca 1 1	0	0
2	NR	1	Total Ca 1 1	0	0
2	CD	1	Total Ca 1 1	0	0
2	CY	1	Total Ca 1 1	0	0
2	MB	1	Total Ca 1 1	0	0
2	IS	1	Total Ca 1 1	0	0
2	DH	1	Total Ca 1 1	0	0
2	AJ	1	Total Ca 1 1	0	0
2	GS	1	Total Ca 1 1	0	0

Continued on next page...

Continued from previous page...

Mol	Chain	Residues	Atoms	ZeroOcc	AltConf
2	IG	1	Total Ca 1 1	0	0
2	BF	1	Total Ca 1 1	0	0
2	NI	1	Total Ca 1 1	0	0
2	KU	1	Total Ca 1 1	0	0
2	KZ	1	Total Ca 1 1	0	0
2	JD	1	Total Ca 1 1	0	0
2	CG	1	Total Ca 1 1	0	0
2	LV	1	Total Ca 1 1	0	0
2	FM	1	Total Ca 1 1	0	0
2	BO	1	Total Ca 1 1	0	0
2	AZ	1	Total Ca 1 1	0	0
2	KC	1	Total Ca 1 1	0	0
2	DW	1	Total Ca 1 1	0	0
2	NF	1	Total Ca 1 1	0	0
2	JN	1	Total Ca 1 1	0	0
2	LA	1	Total Ca 1 1	0	0
2	CM	1	Total Ca 1 1	0	0
2	FG	1	Total Ca 1 1	0	0
2	AT	1	Total Ca 1 1	0	0
2	FJ	1	Total Ca 1 1	0	0
2	MQ	1	Total Ca 1 1	0	0

Continued on next page...

Continued from previous page...

Mol	Chain	Residues	Atoms	ZeroOcc	AltConf
2	IA	1	Total Ca 1 1	0	0
2	NC	1	Total Ca 1 1	0	0
2	IV	1	Total Ca 1 1	0	0
2	HR	1	Total Ca 1 1	0	0
2	AN	1	Total Ca 1 1	0	0
2	FD	1	Total Ca 1 1	0	0
2	MK	1	Total Ca 1 1	0	0
2	MT	1	Total Ca 1 1	0	0
2	BB	1	Total Ca 1 1	0	0
2	KI	1	Total Ca 1 1	0	0
2	EI	1	Total Ca 1 1	0	0
2	HX	1	Total Ca 1 1	0	0
2	BX	1	Total Ca 1 1	0	0
2	LG	1	Total Ca 1 1	0	0
2	HO	1	Total Ca 1 1	0	0
2	FA	1	Total Ca 1 1	0	0
2	MN	1	Total Ca 1 1	0	0
2	JZ	1	Total Ca 1 1	0	0
2	EL	1	Total Ca 1 1	0	0
2	HU	1	Total Ca 1 1	0	0
2	JE	1	Total Ca 1 1	0	0

Continued on next page...

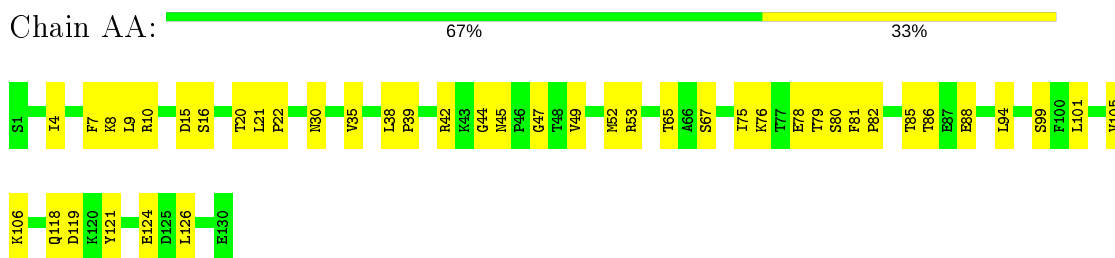
Continued from previous page...

Mol	Chain	Residues	Atoms		ZeroOcc	AltConf
2	AH	1	Total 1	Ca 1	0	0
2	GB	1	Total 1	Ca 1	0	0
2	DT	1	Total 1	Ca 1	0	0
2	EC	1	Total 1	Ca 1	0	0

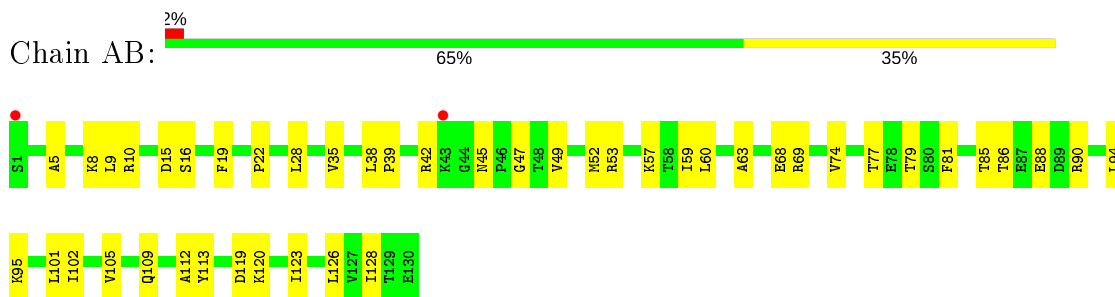
3 Residue-property plots [i](#)

These plots are drawn for all protein, RNA, DNA and oligosaccharide chains in the entry. The first graphic for a chain summarises the proportions of the various outlier classes displayed in the second graphic. The second graphic shows the sequence view annotated by issues in geometry and electron density. Residues are color-coded according to the number of geometric quality criteria for which they contain at least one outlier: green = 0, yellow = 1, orange = 2 and red = 3 or more. A red dot above a residue indicates a poor fit to the electron density ($RSRZ > 2$). Stretches of 2 or more consecutive residues without any outlier are shown as a green connector. Residues present in the sample, but not in the model, are shown in grey.

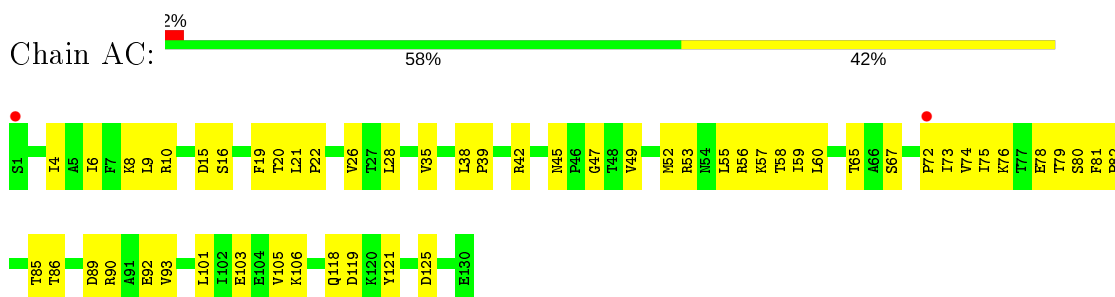
- Molecule 1: coat protein



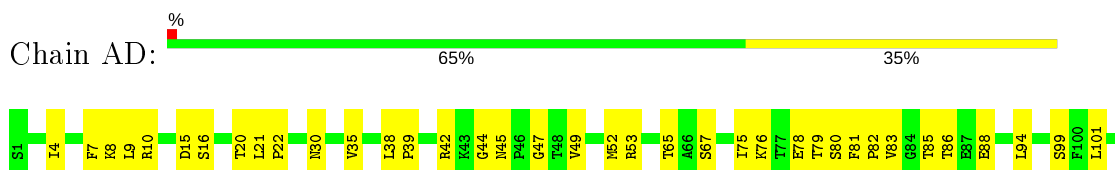
- Molecule 1: coat protein



- Molecule 1: coat protein



- Molecule 1: coat protein





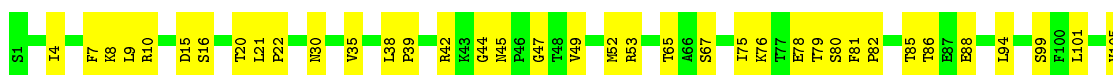
- Molecule 1: coat protein



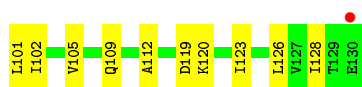
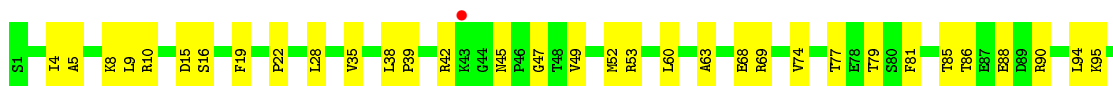
- Molecule 1: coat protein



- Molecule 1: coat protein

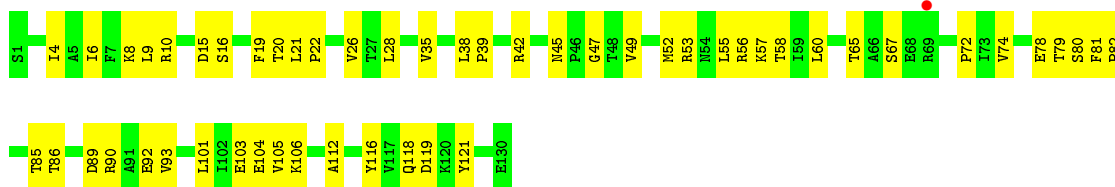


- Molecule 1: coat protein



- Molecule 1: coat protein

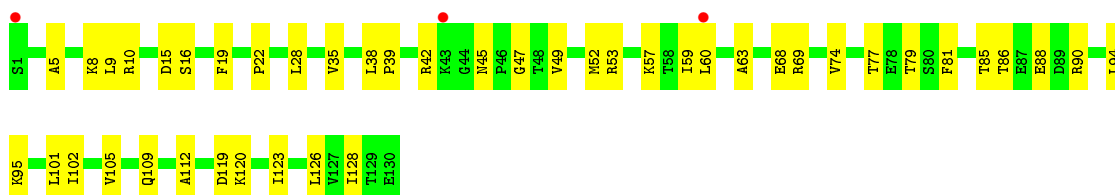




- Molecule 1: coat protein



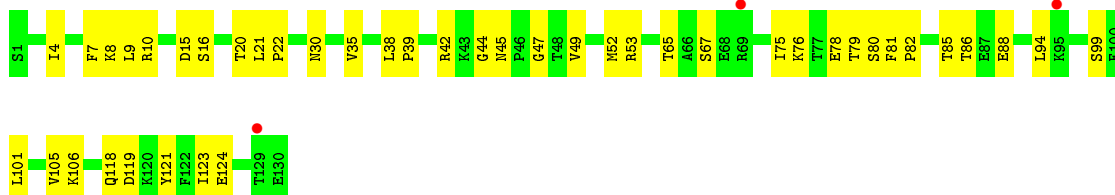
- Molecule 1: coat protein



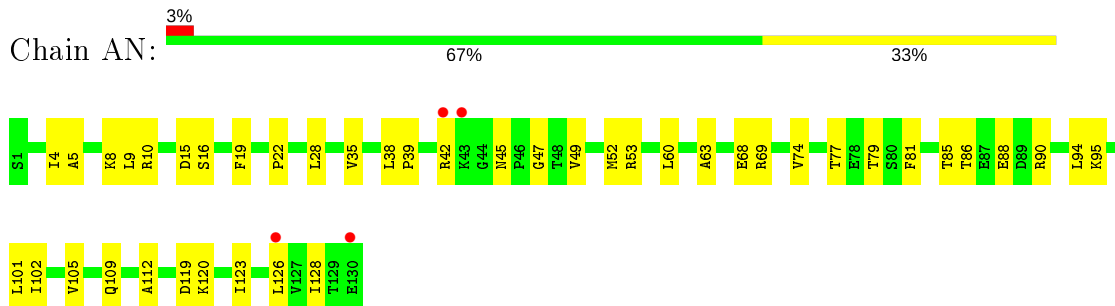
- Molecule 1: coat protein



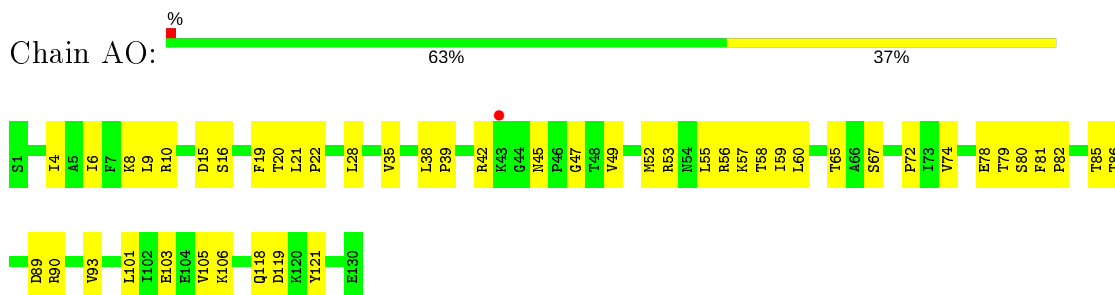
- Molecule 1: coat protein



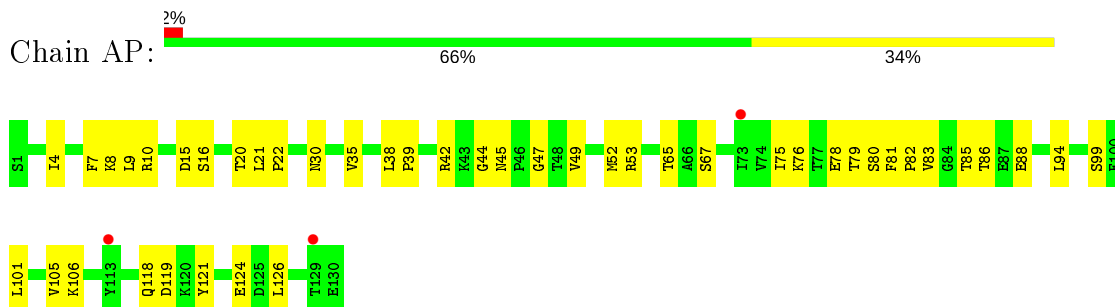
- Molecule 1: coat protein



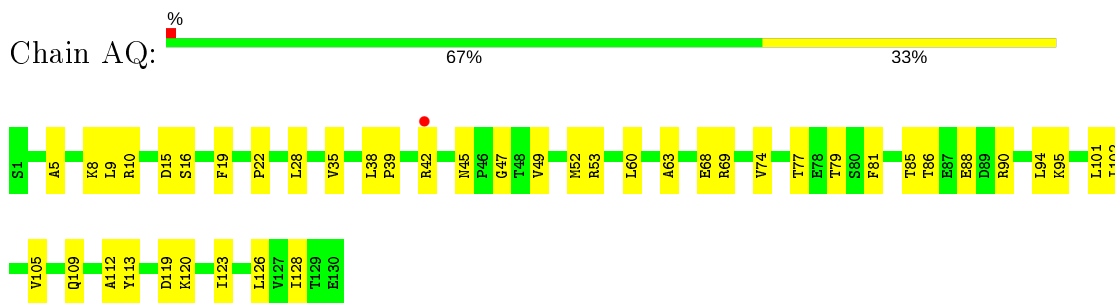
- Molecule 1: coat protein



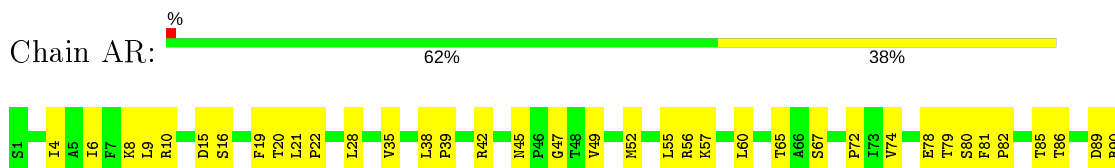
- Molecule 1: coat protein



- Molecule 1: coat protein

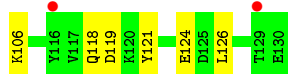
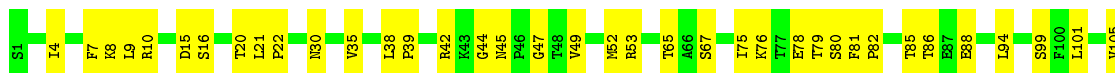


- Molecule 1: coat protein

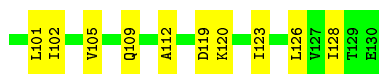




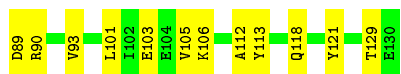
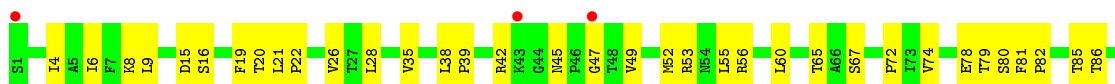
• Molecule 1: coat protein



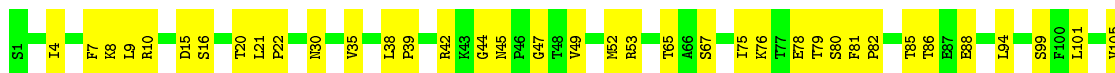
• Molecule 1: coat protein



• Molecule 1: coat protein



• Molecule 1: coat protein



• Molecule 1: coat protein

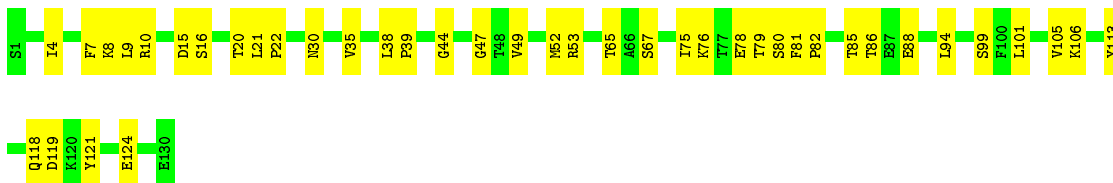




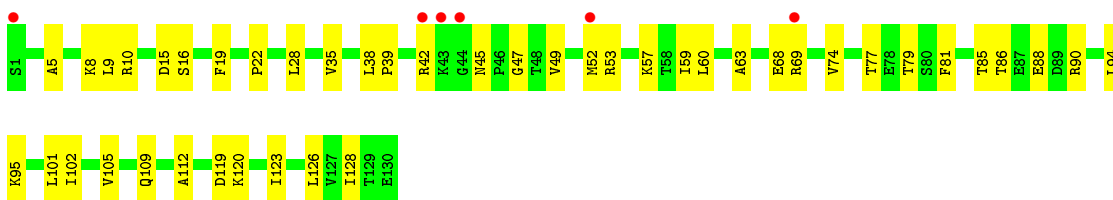
- Molecule 1: coat protein



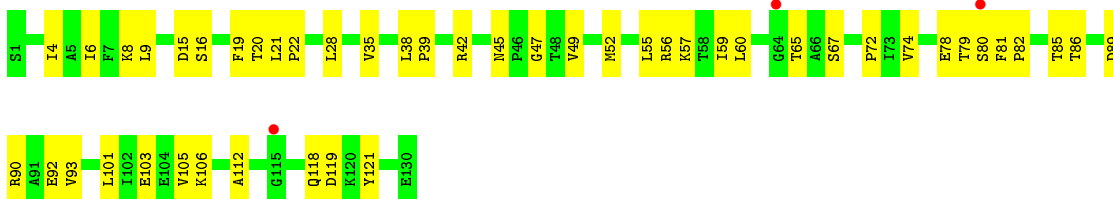
- Molecule 1: coat protein



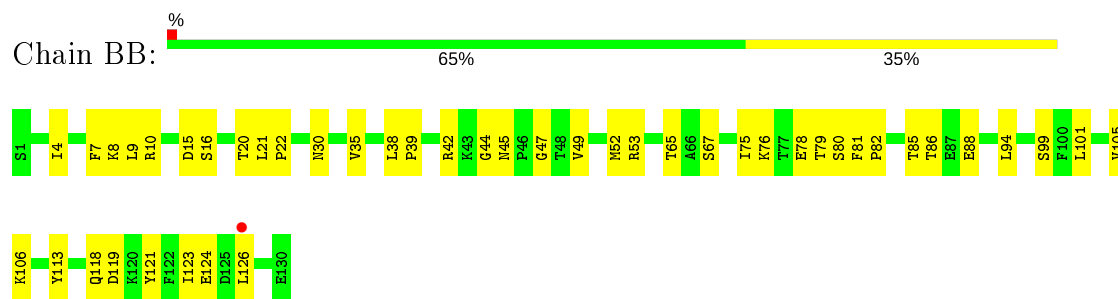
- Molecule 1: coat protein



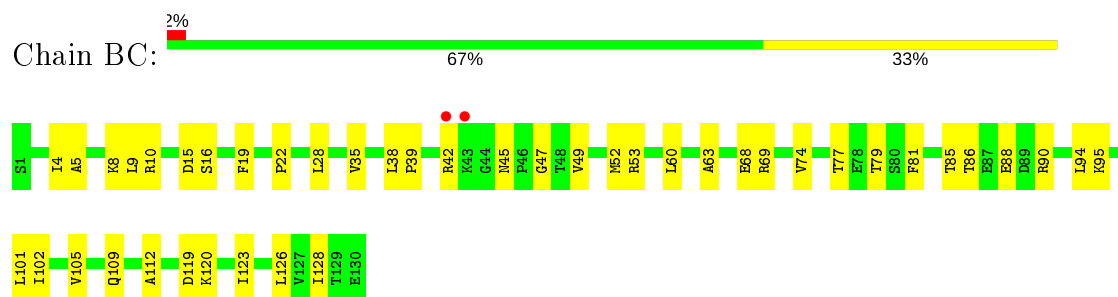
- Molecule 1: coat protein



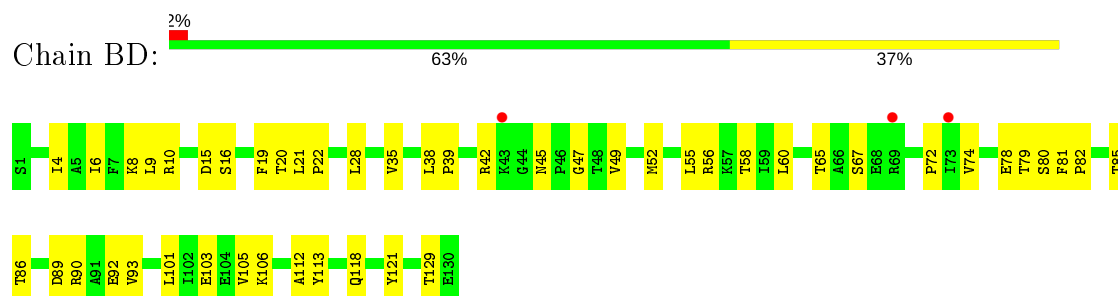
- Molecule 1: coat protein



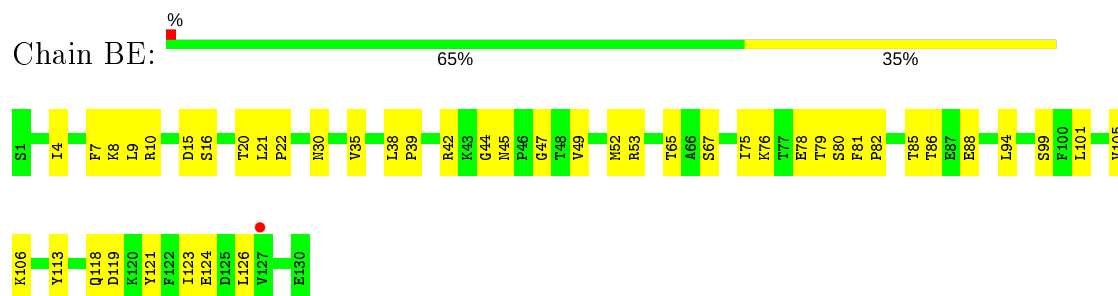
- Molecule 1: coat protein



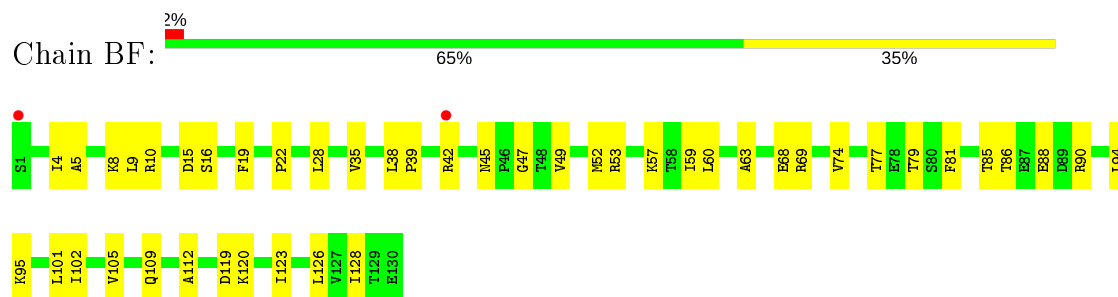
- Molecule 1: coat protein



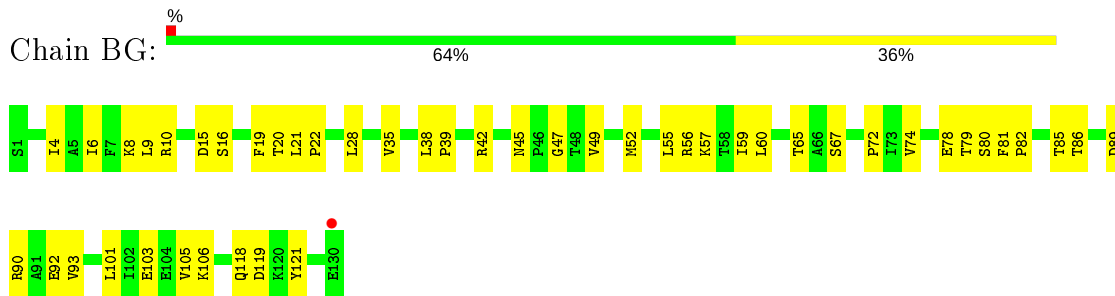
- Molecule 1: coat protein



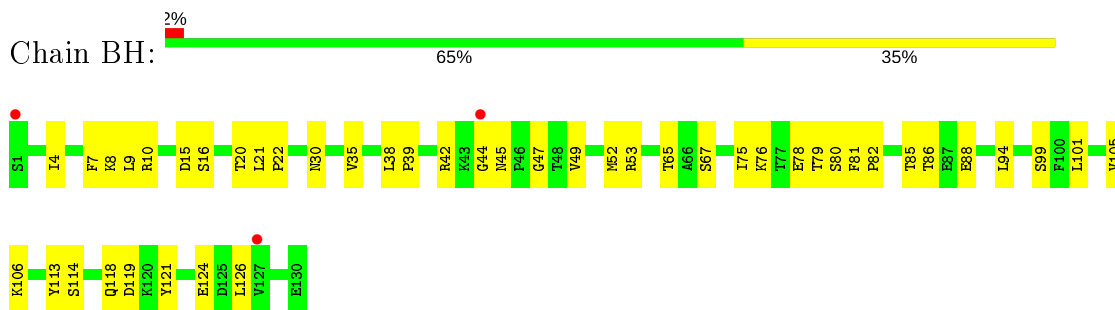
- Molecule 1: coat protein



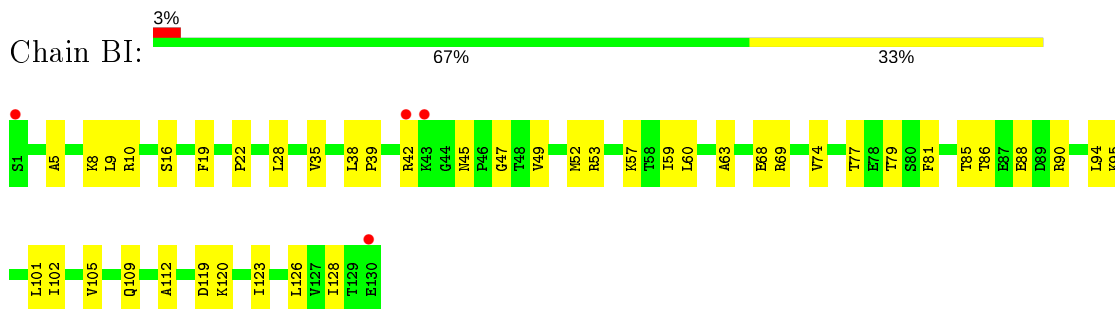
• Molecule 1: coat protein



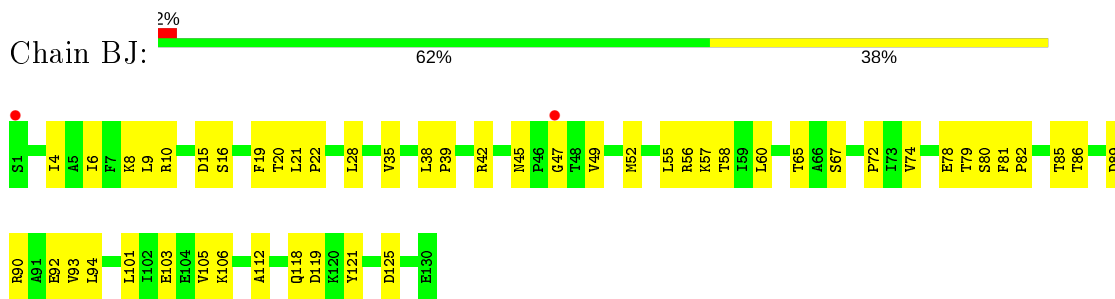
• Molecule 1: coat protein



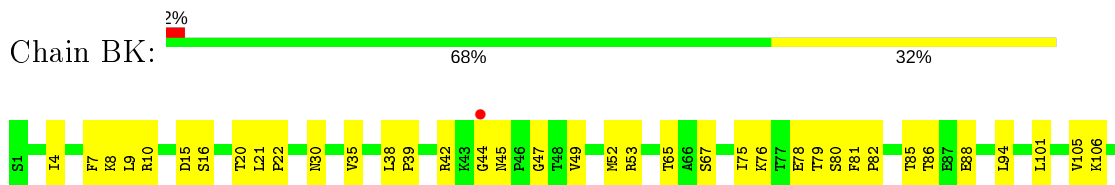
• Molecule 1: coat protein



• Molecule 1: coat protein



• Molecule 1: coat protein

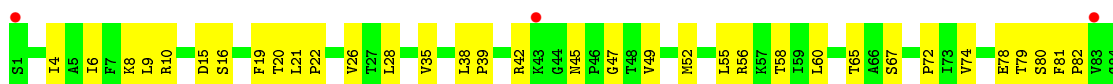




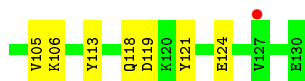
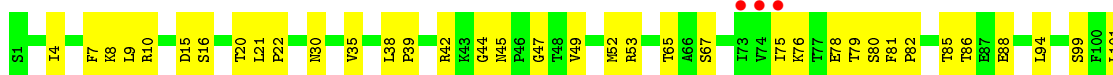
- Molecule 1: coat protein



- Molecule 1: coat protein



- Molecule 1: coat protein

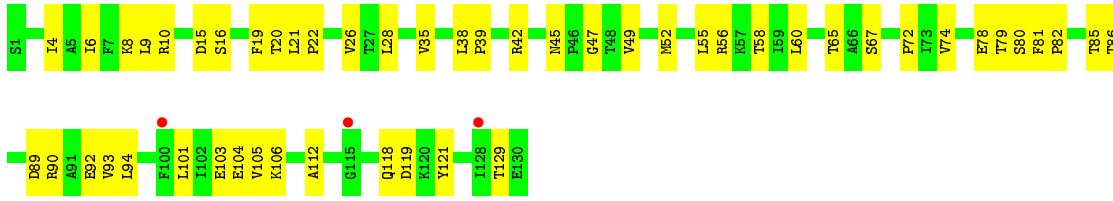


- Molecule 1: coat protein

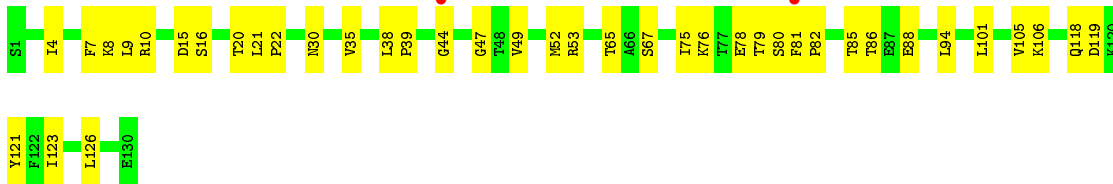


- Molecule 1: coat protein

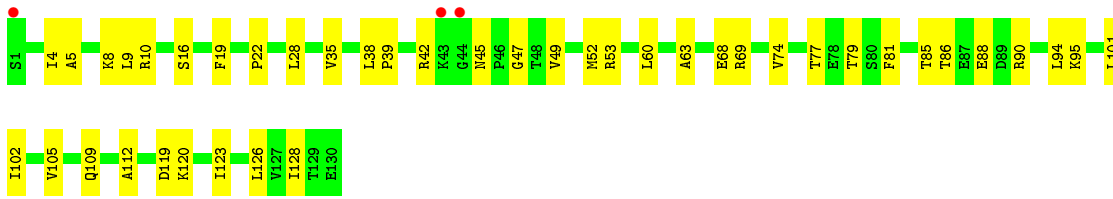




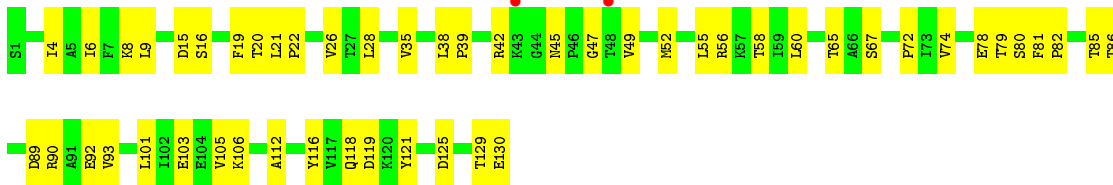
- Molecule 1: coat protein



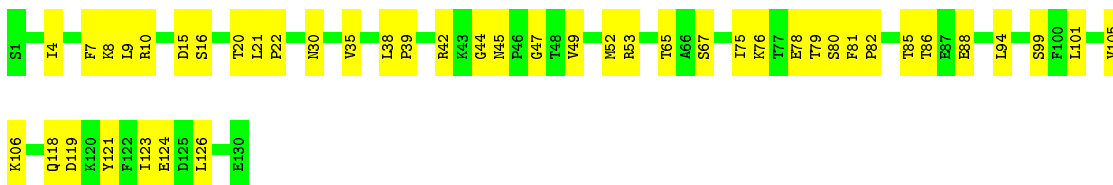
- Molecule 1: coat protein



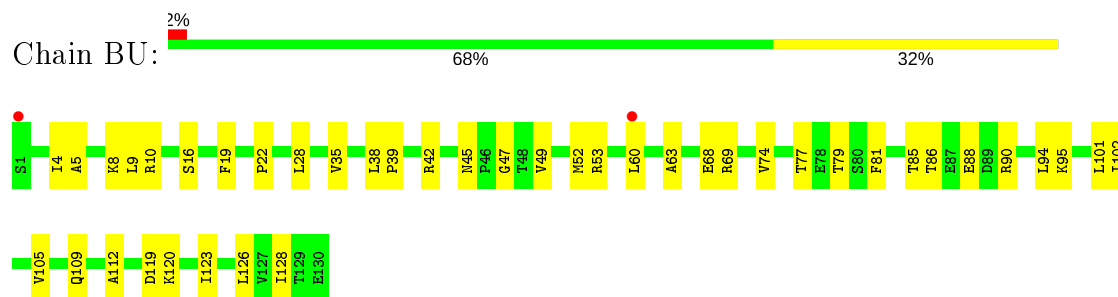
- Molecule 1: coat protein



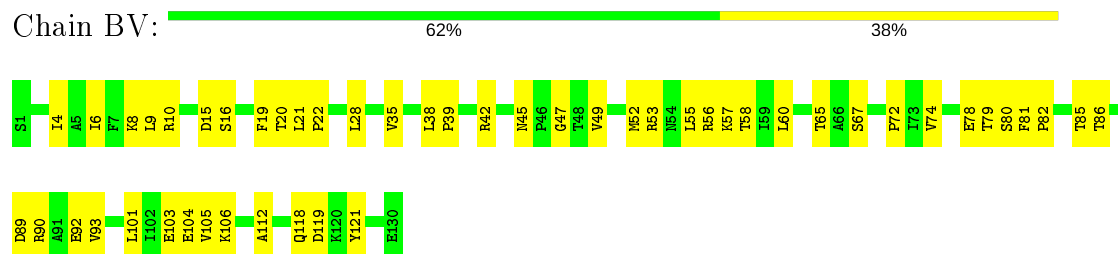
- Molecule 1: coat protein



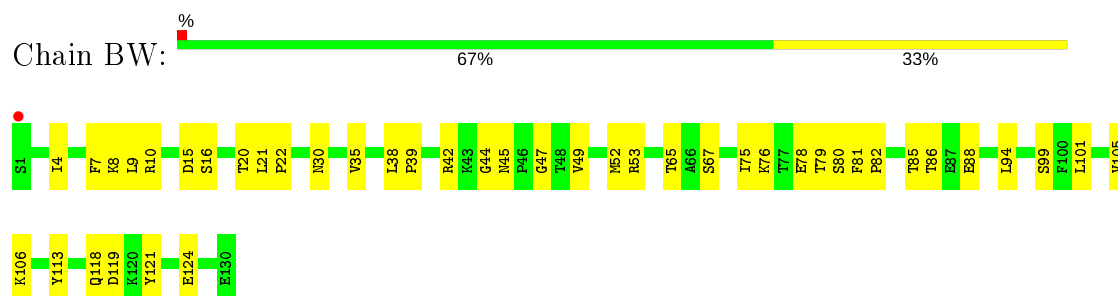
- Molecule 1: coat protein



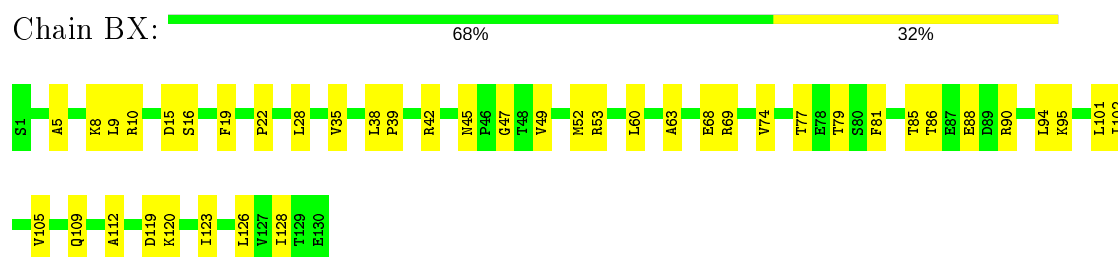
- Molecule 1: coat protein



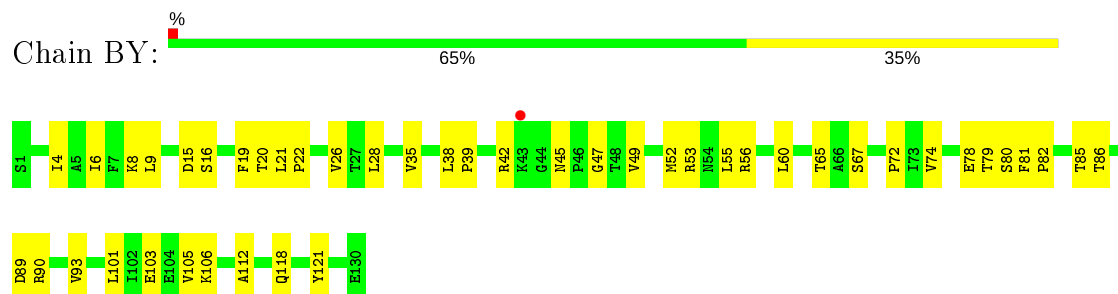
- Molecule 1: coat protein



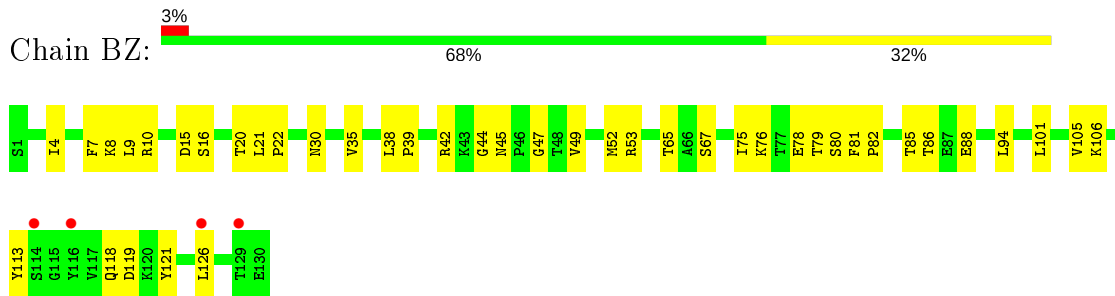
- Molecule 1: coat protein



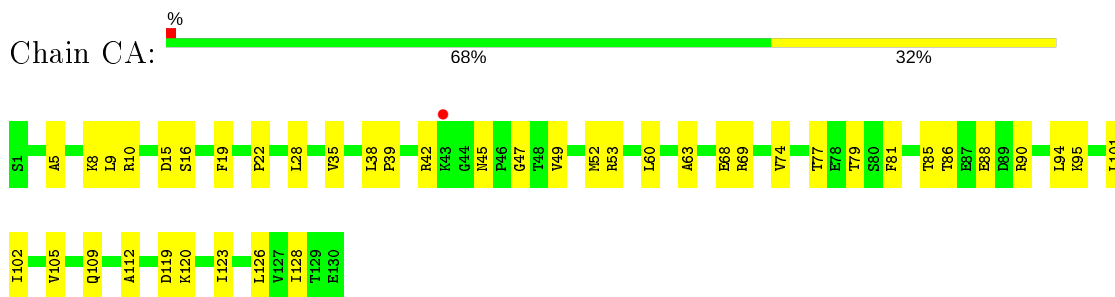
- Molecule 1: coat protein



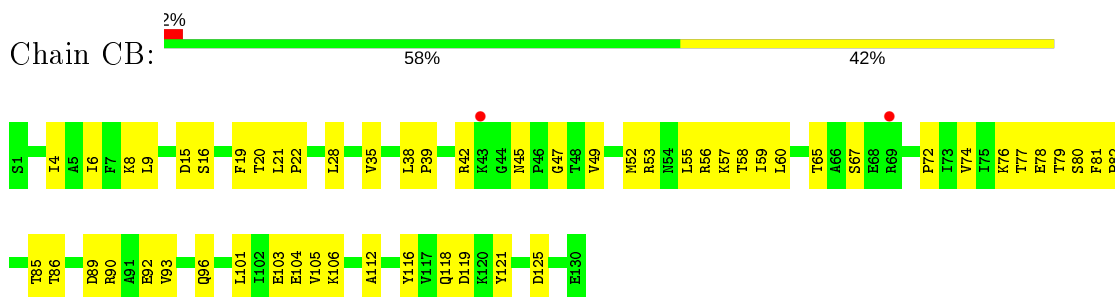
• Molecule 1: coat protein



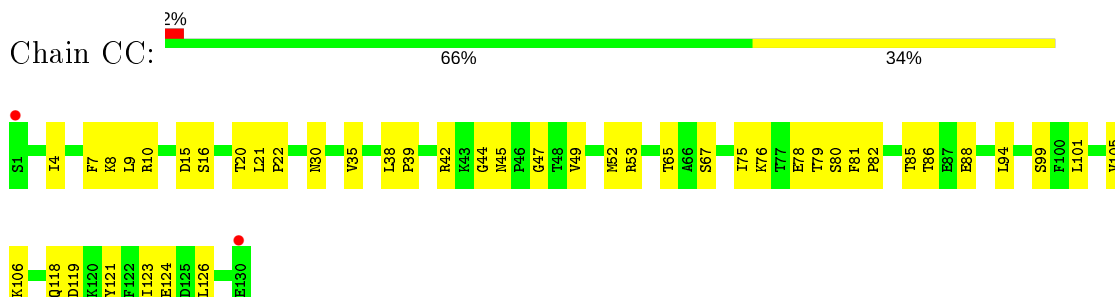
• Molecule 1: coat protein



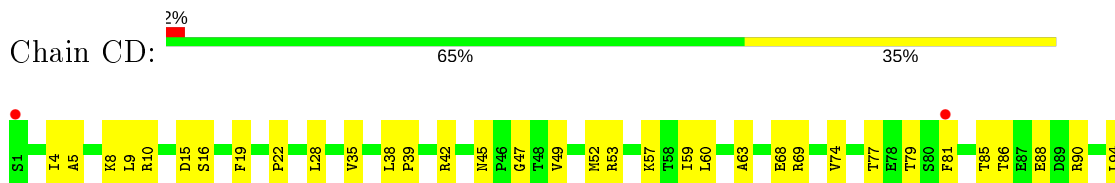
• Molecule 1: coat protein




• Molecule 1: coat protein

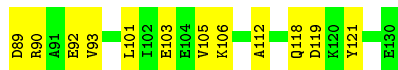
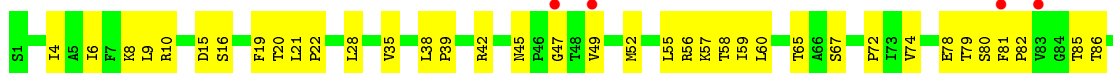


• Molecule 1: coat protein

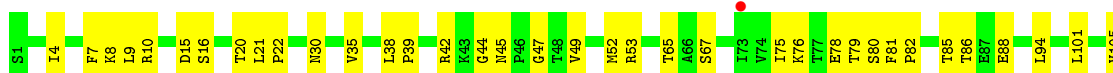




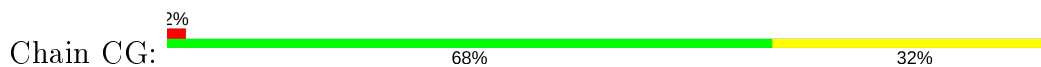
- Molecule 1: coat protein



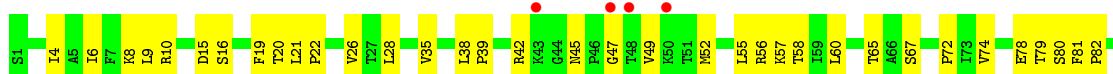
- Molecule 1: coat protein



- Molecule 1: coat protein

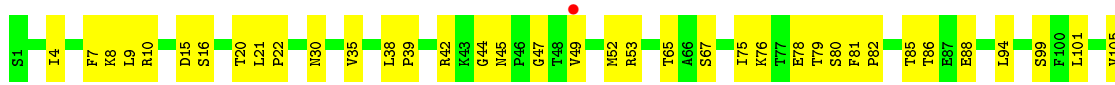


- Molecule 1: coat protein

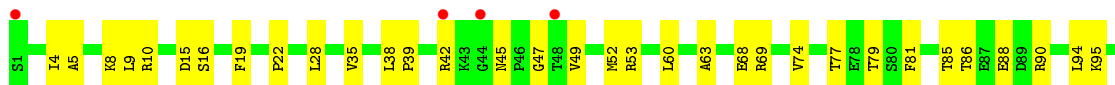


- Molecule 1: coat protein

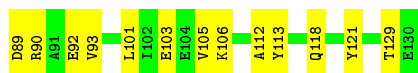




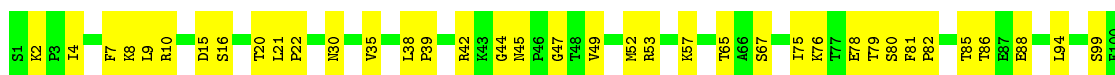
• Molecule 1: coat protein



• Molecule 1: coat protein



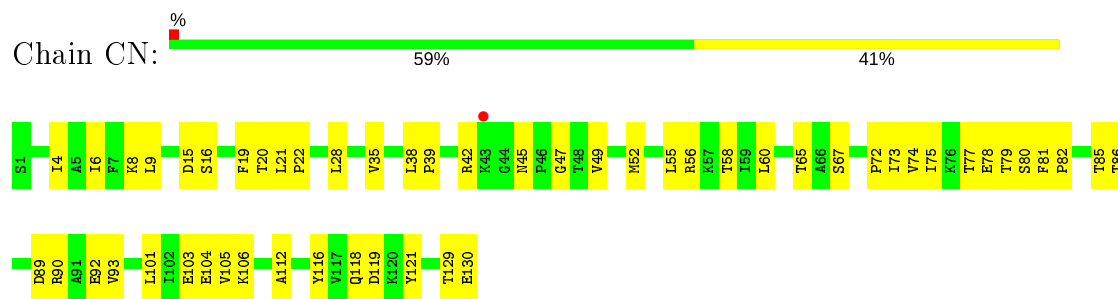
• Molecule 1: coat protein



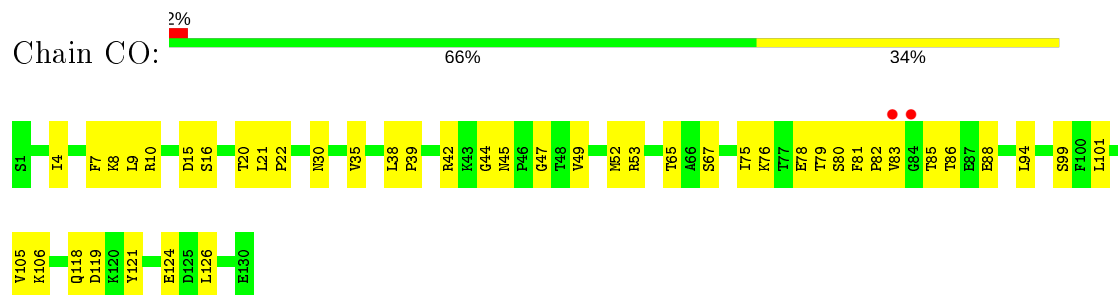
• Molecule 1: coat protein



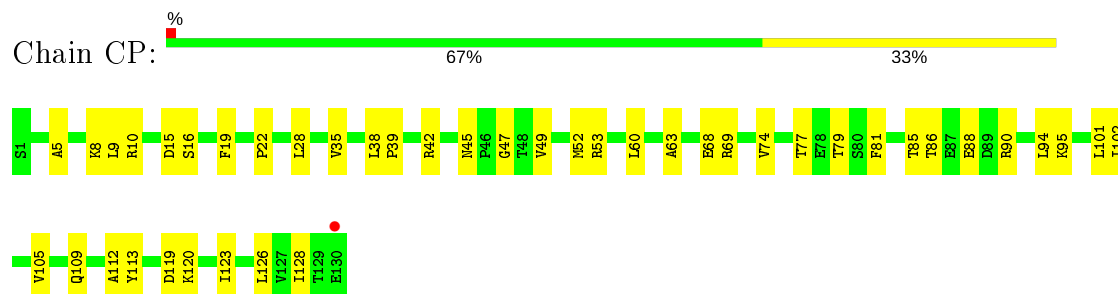
• Molecule 1: coat protein



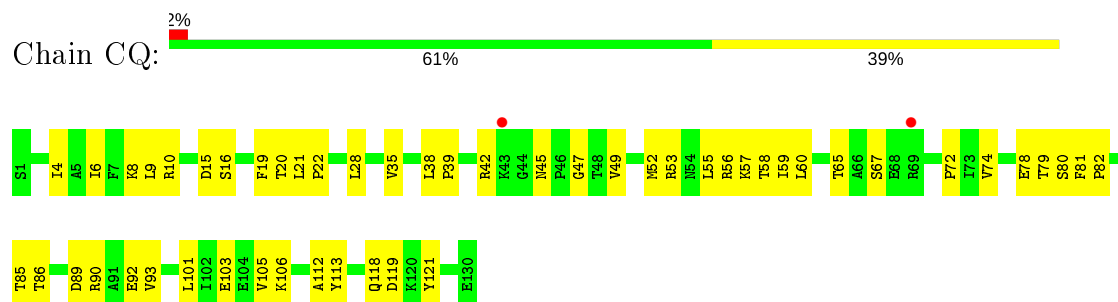
- Molecule 1: coat protein



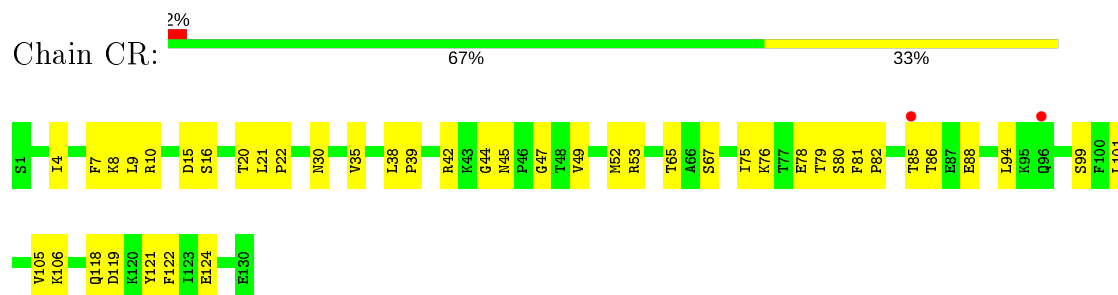
- Molecule 1: coat protein



- Molecule 1: coat protein



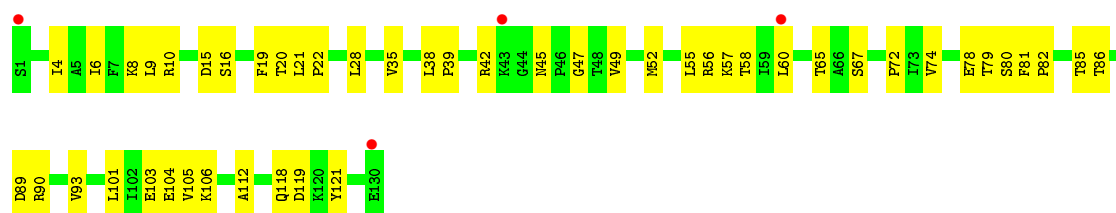
- Molecule 1: coat protein



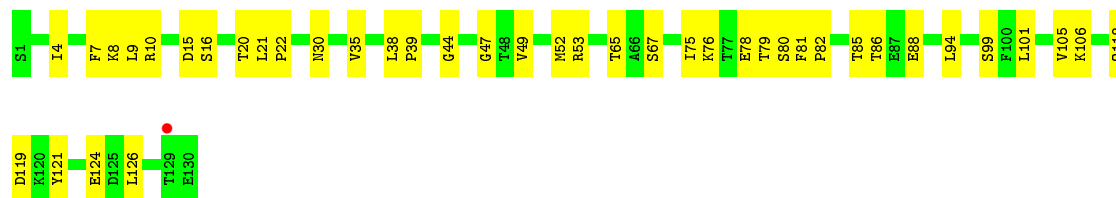
- Molecule 1: coat protein



- Molecule 1: coat protein



- Molecule 1: coat protein

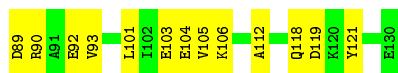


- Molecule 1: coat protein

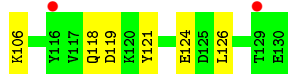
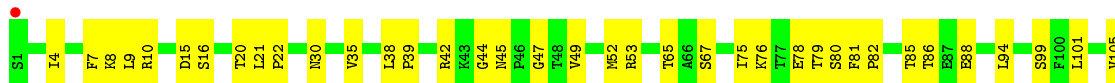


- Molecule 1: coat protein

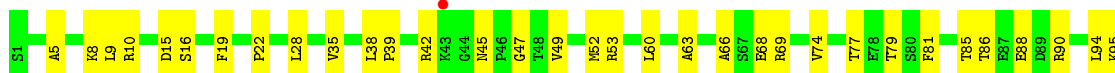




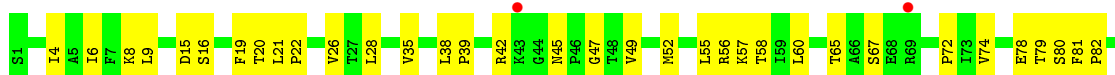
• Molecule 1: coat protein



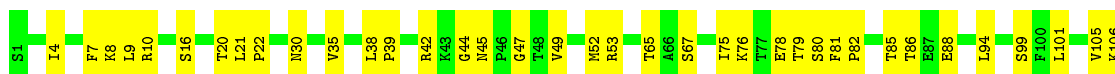
• Molecule 1: coat protein



• Molecule 1: coat protein

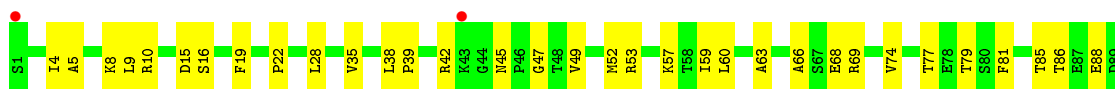


• Molecule 1: coat protein

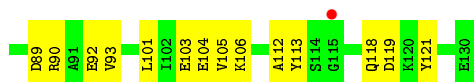
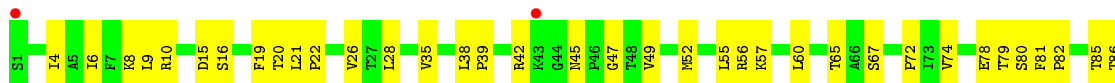


• Molecule 1: coat protein

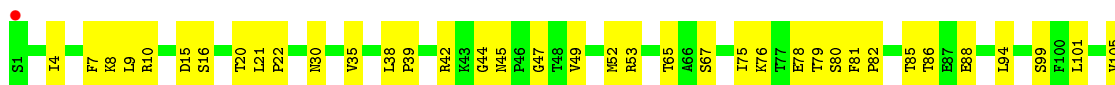




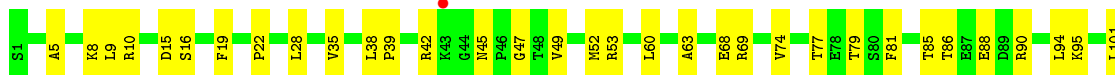
● Molecule 1: coat protein



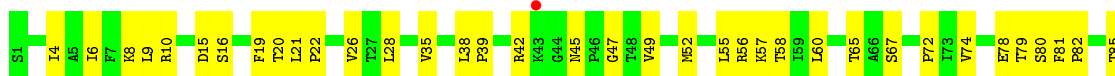
● Molecule 1: coat protein



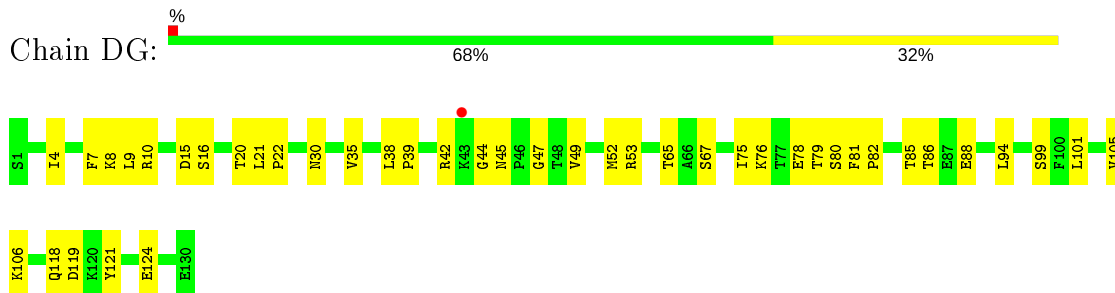
● Molecule 1: coat protein



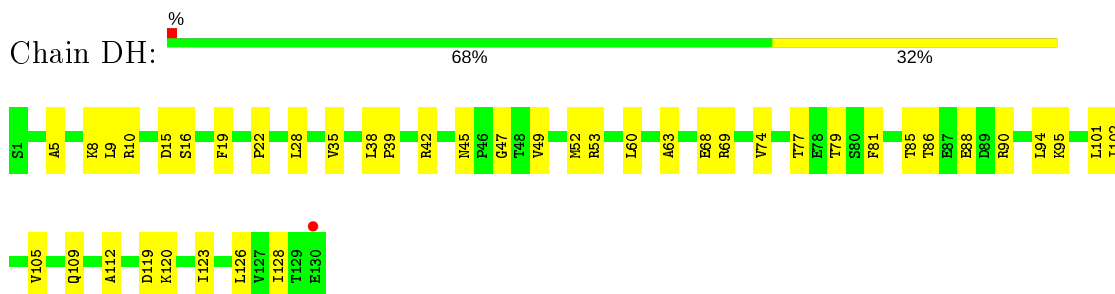
● Molecule 1: coat protein



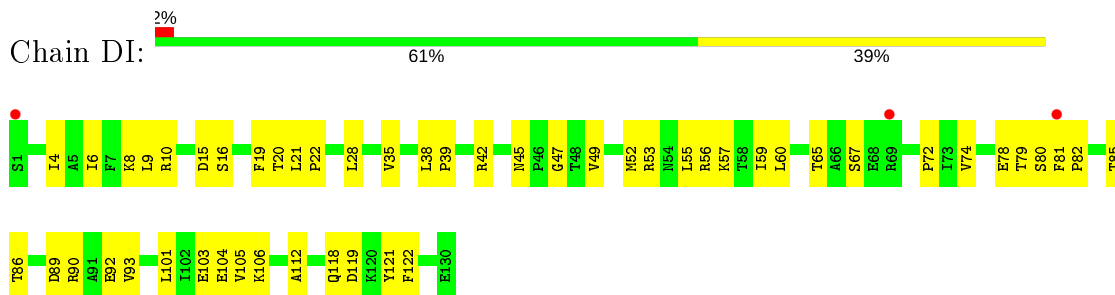
- Molecule 1: coat protein



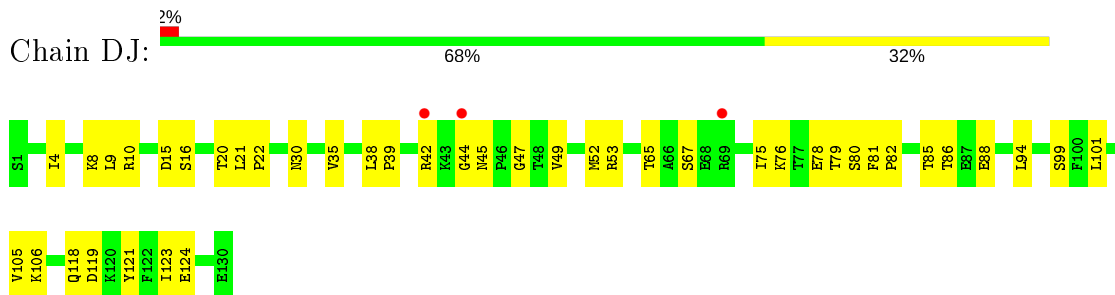
- Molecule 1: coat protein



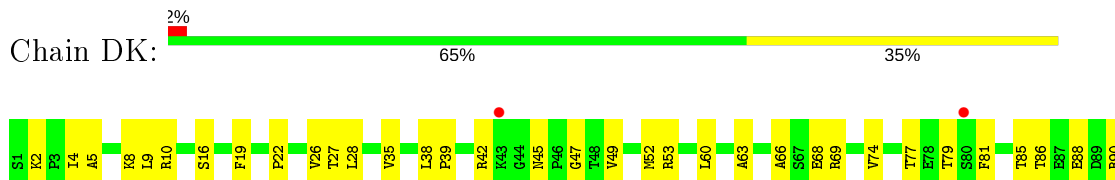
- Molecule 1: coat protein

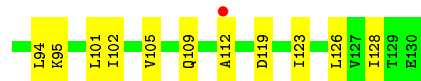


- Molecule 1: coat protein

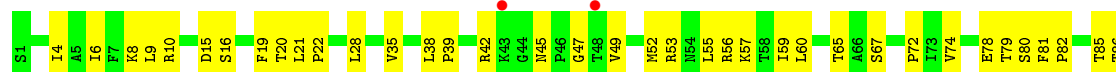


- Molecule 1: coat protein

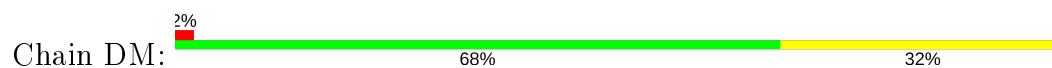




- Molecule 1: coat protein



- Molecule 1: coat protein



- Molecule 1: coat protein

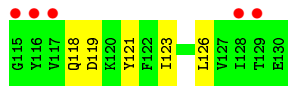
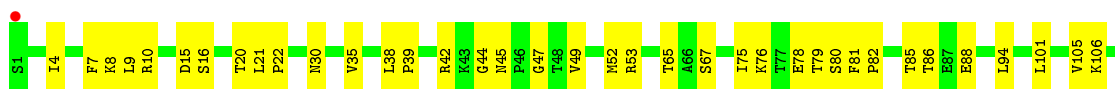


- Molecule 1: coat protein

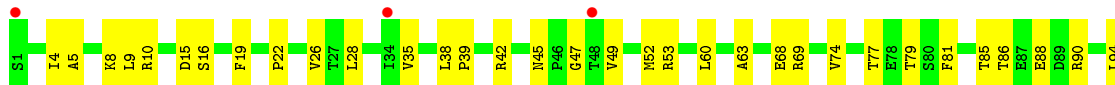


- Molecule 1: coat protein

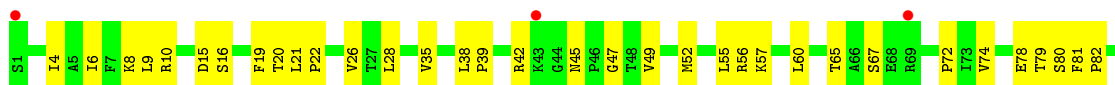




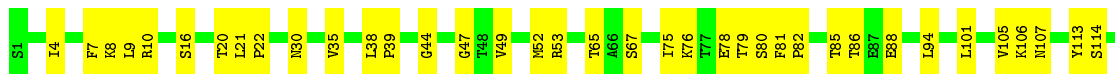
• Molecule 1: coat protein



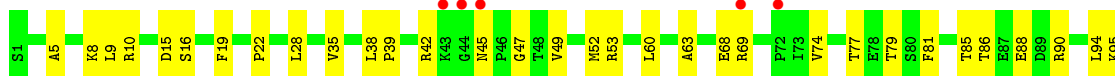
• Molecule 1: coat protein



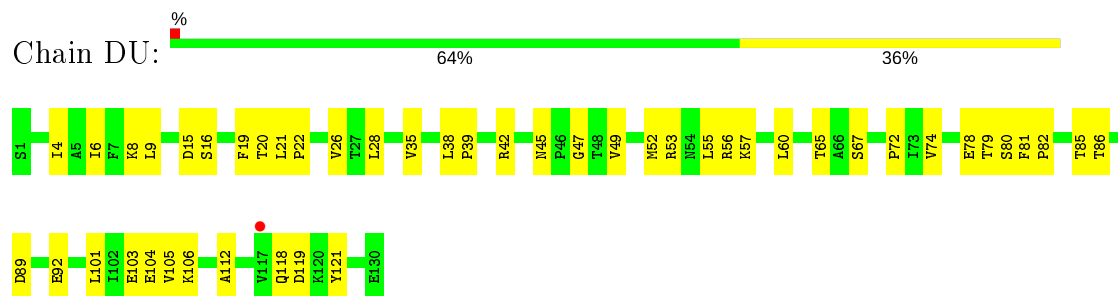
• Molecule 1: coat protein



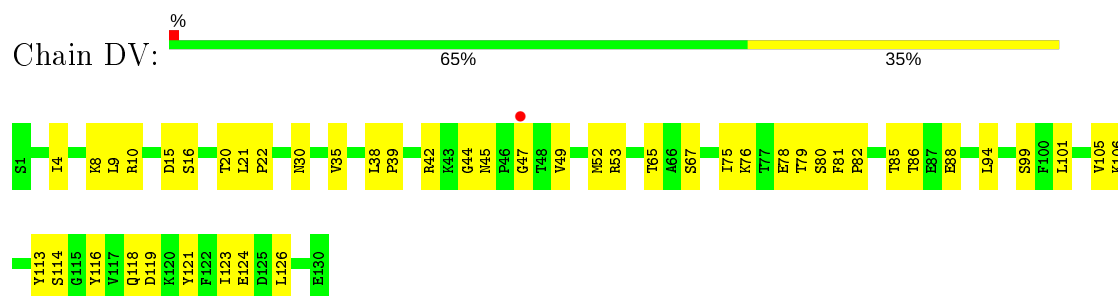
• Molecule 1: coat protein



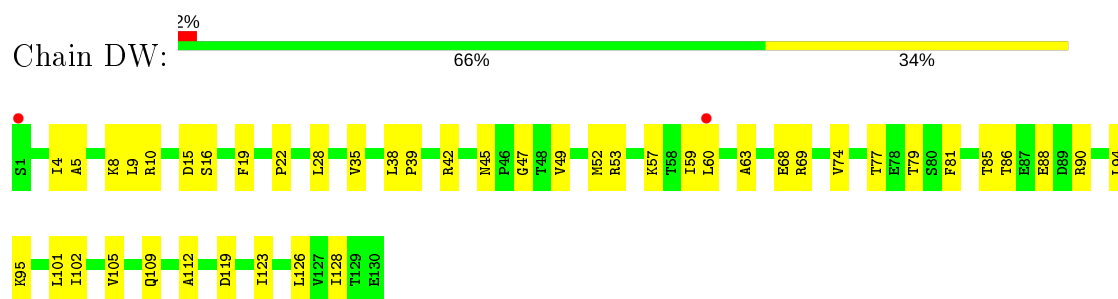
- Molecule 1: coat protein



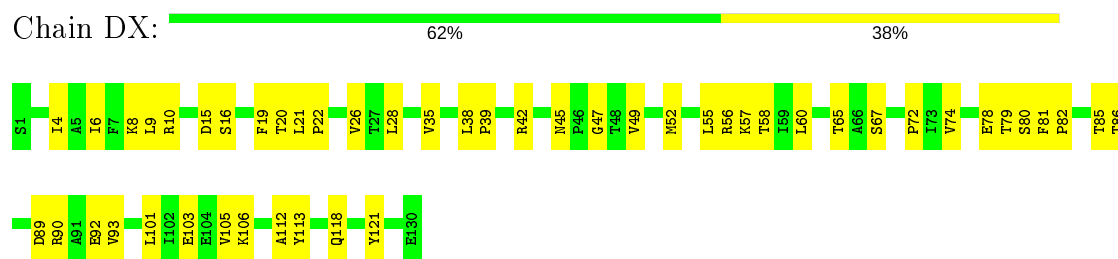
- Molecule 1: coat protein



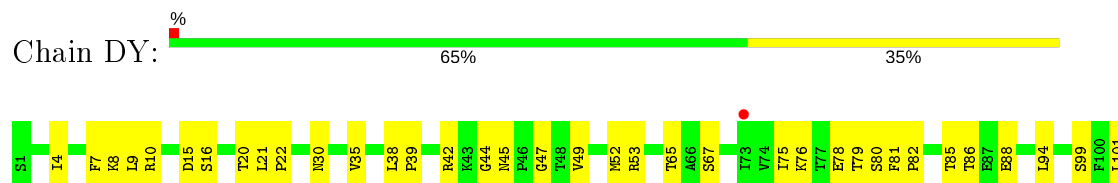
- Molecule 1: coat protein



- Molecule 1: coat protein

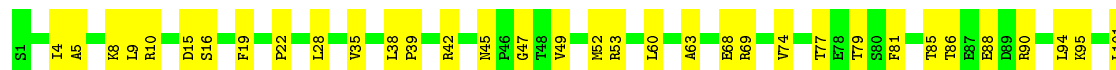


- Molecule 1: coat protein

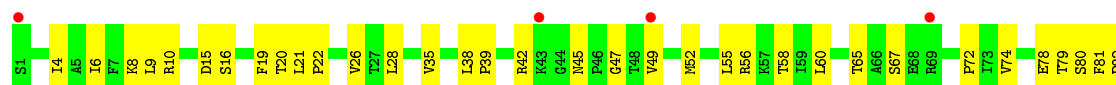




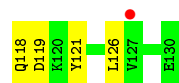
- Molecule 1: coat protein



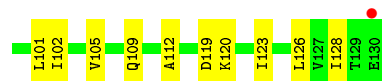
- Molecule 1: coat protein



- Molecule 1: coat protein

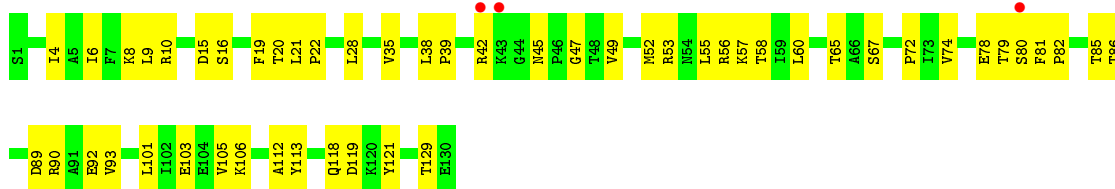


- Molecule 1: coat protein

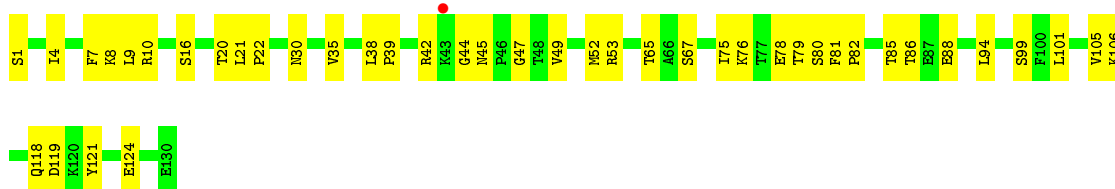


- Molecule 1: coat protein

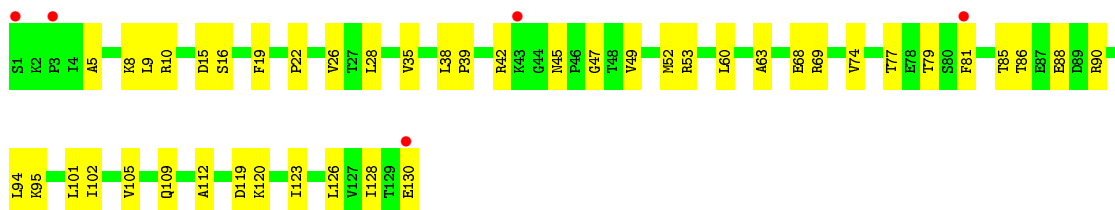




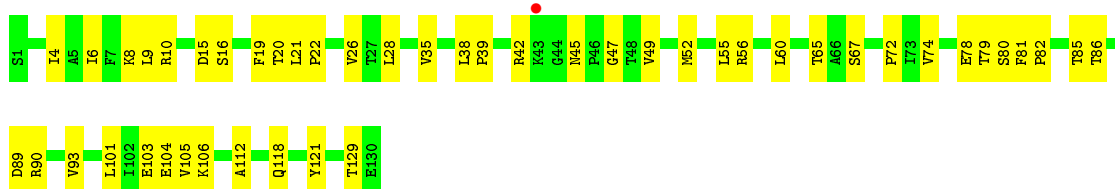
• Molecule 1: coat protein



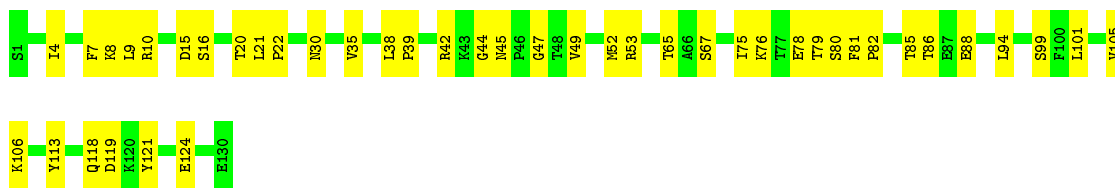
• Molecule 1: coat protein



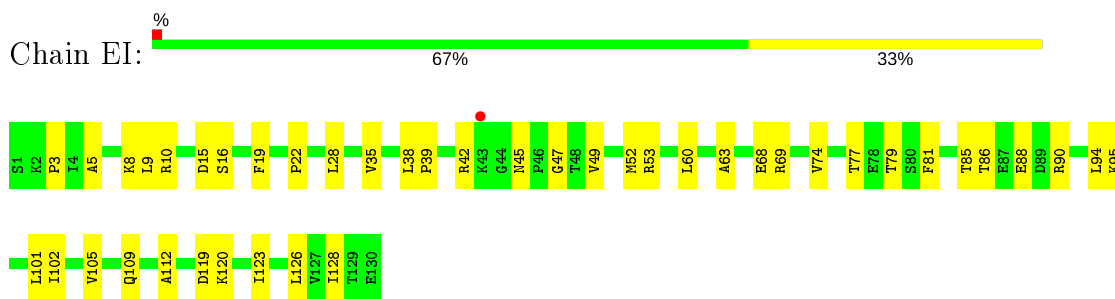
• Molecule 1: coat protein



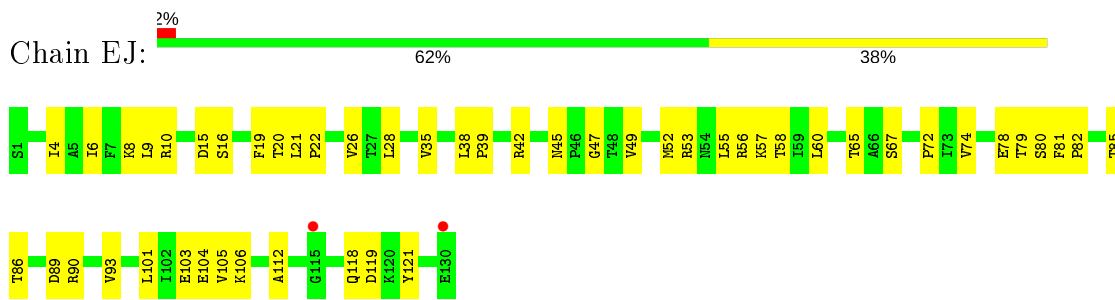
• Molecule 1: coat protein



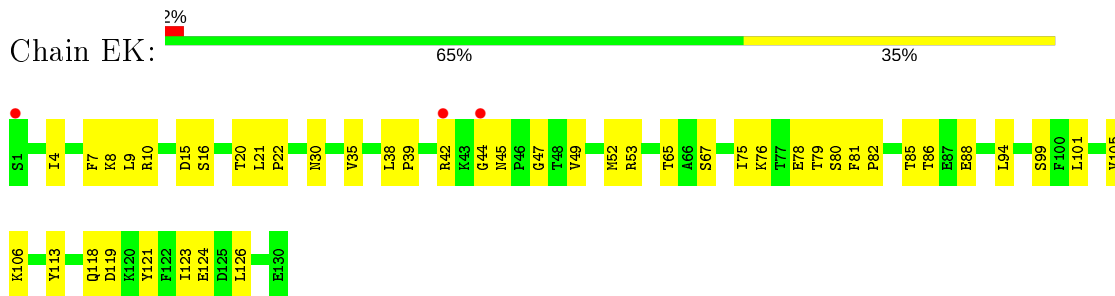
• Molecule 1: coat protein



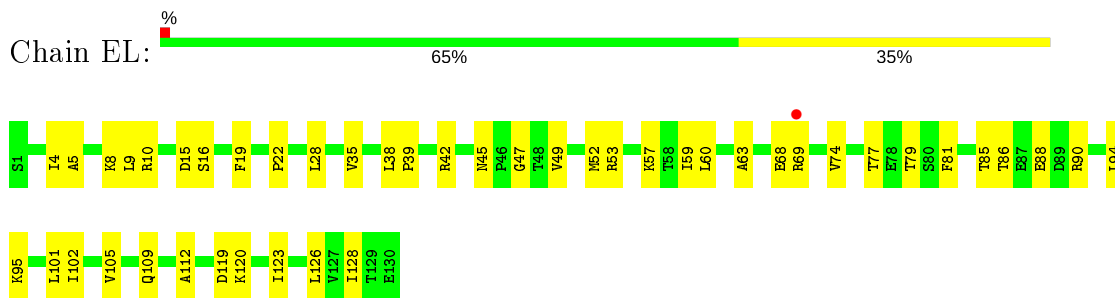
• Molecule 1: coat protein



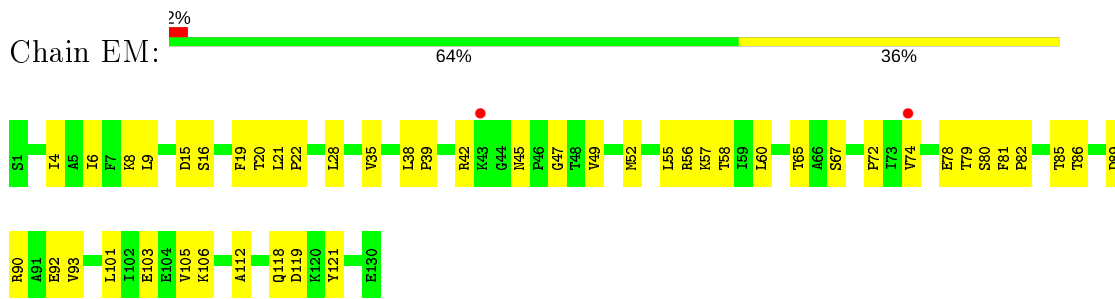
• Molecule 1: coat protein



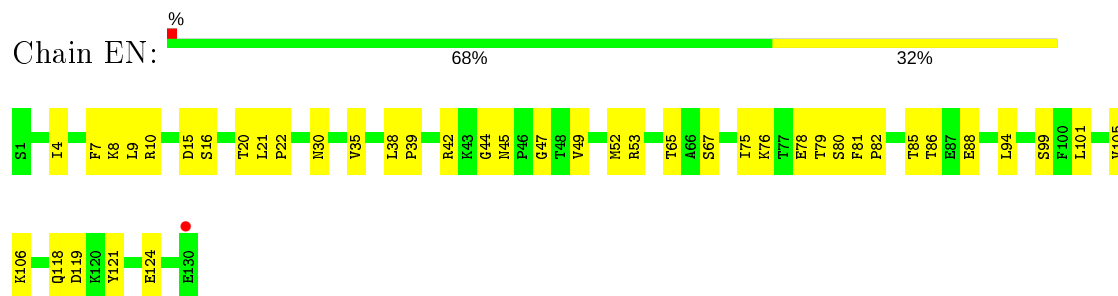
• Molecule 1: coat protein



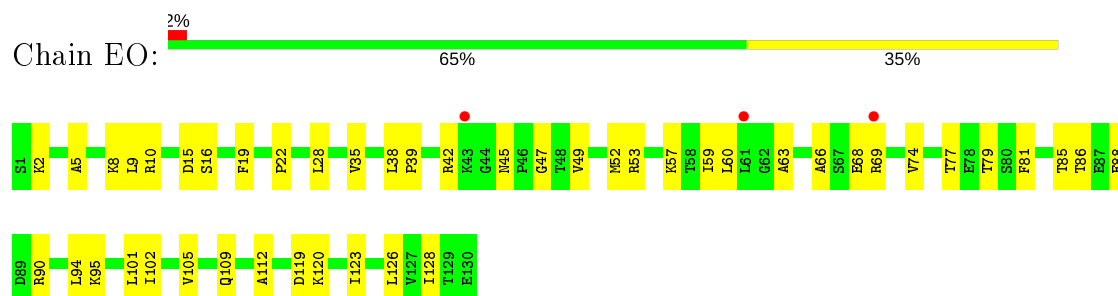
• Molecule 1: coat protein



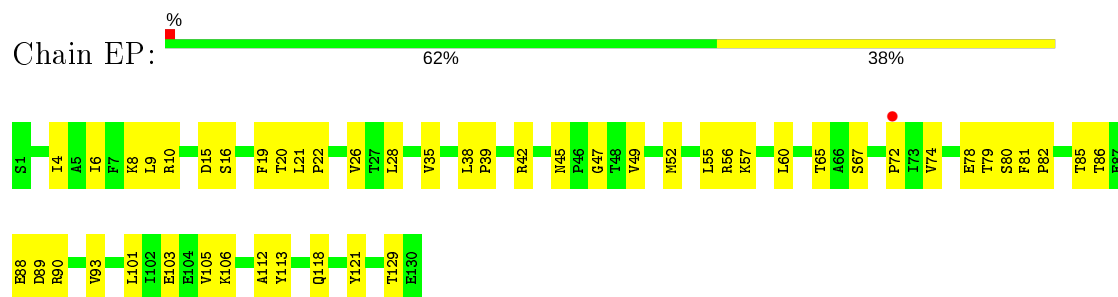
- Molecule 1: coat protein



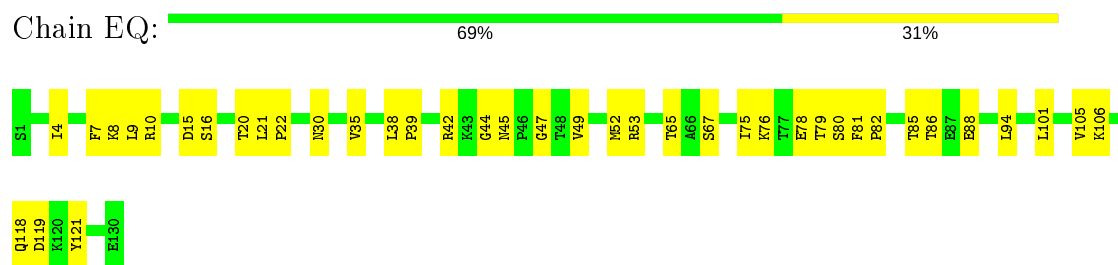
- Molecule 1: coat protein



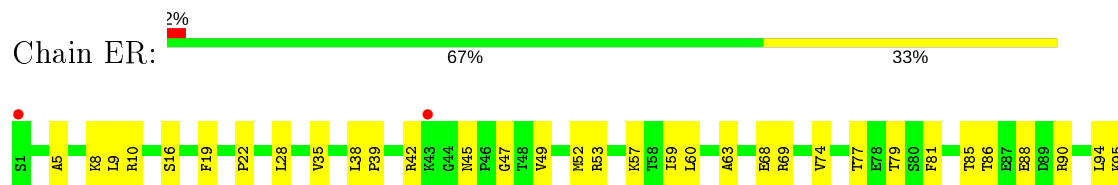
- Molecule 1: coat protein




- Molecule 1: coat protein

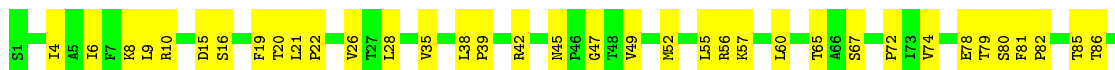


- Molecule 1: coat protein

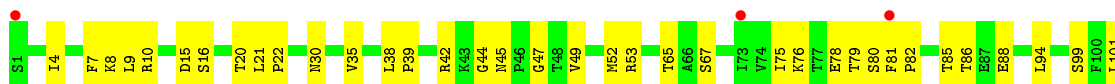




• Molecule 1: coat protein




• Molecule 1: coat protein



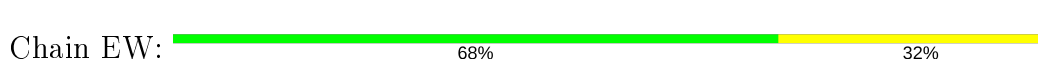
• Molecule 1: coat protein



• Molecule 1: coat protein

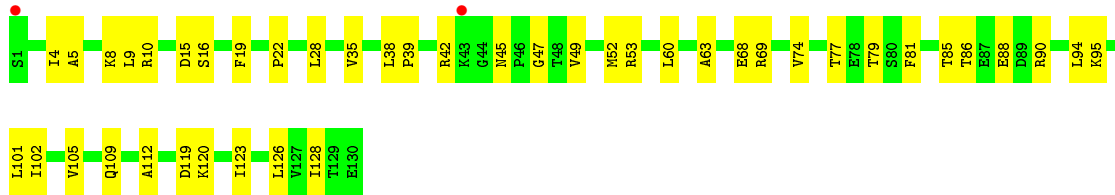


• Molecule 1: coat protein

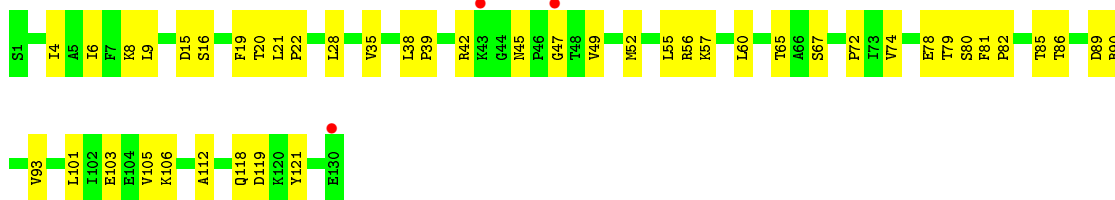




• Molecule 1: coat protein



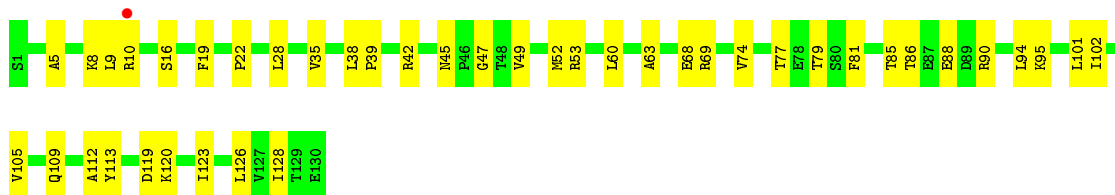
• Molecule 1: coat protein



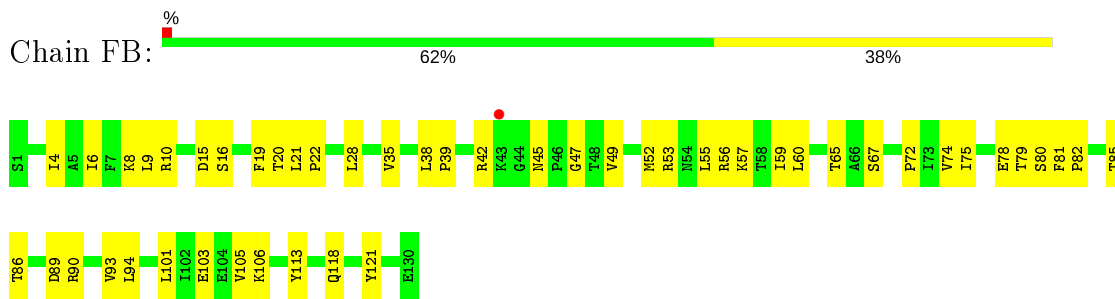
• Molecule 1: coat protein



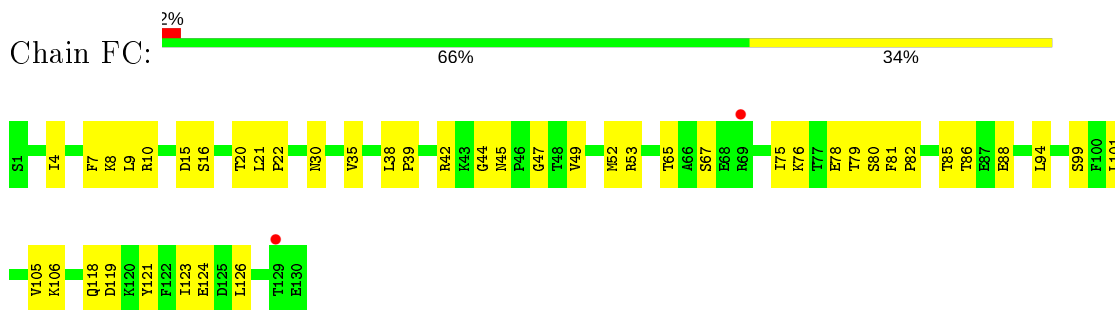
• Molecule 1: coat protein



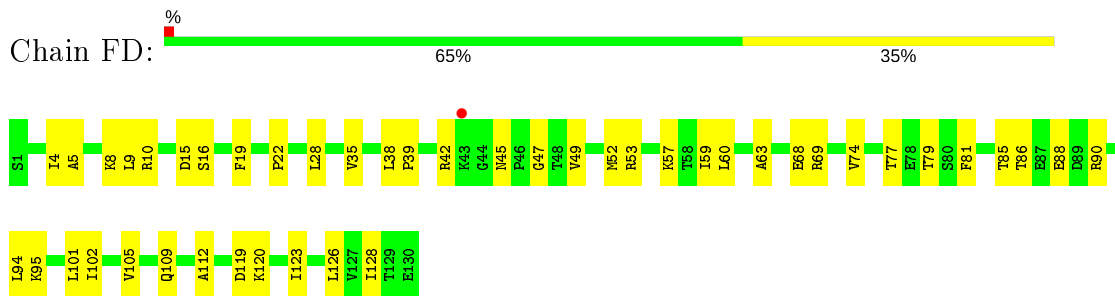
• Molecule 1: coat protein



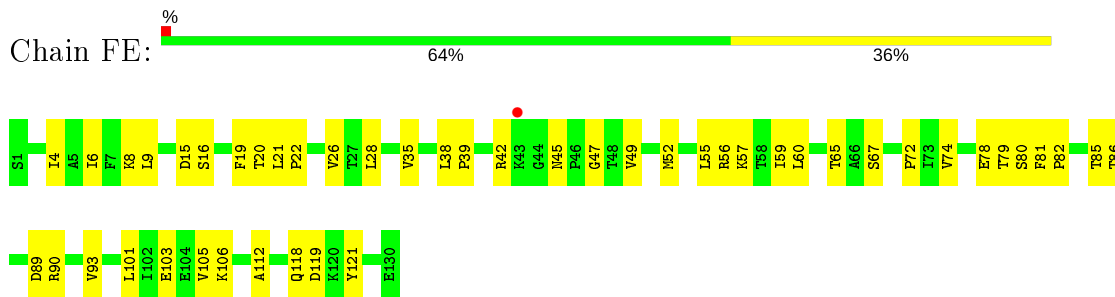
• Molecule 1: coat protein



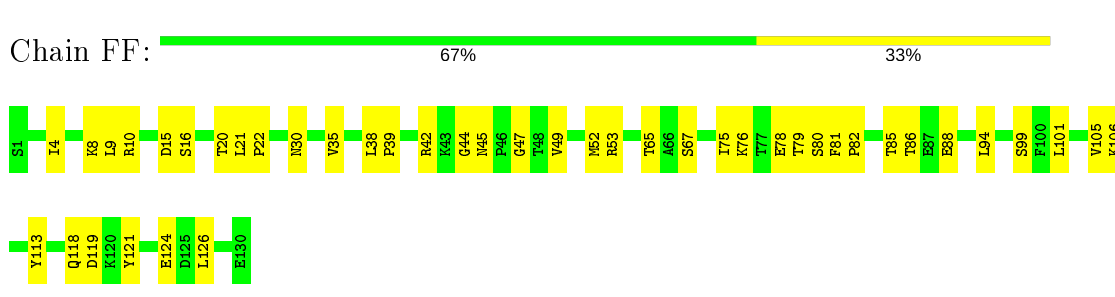
• Molecule 1: coat protein



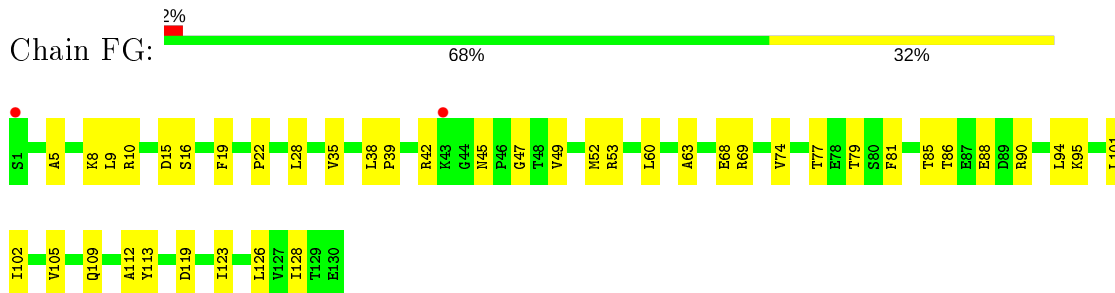
• Molecule 1: coat protein



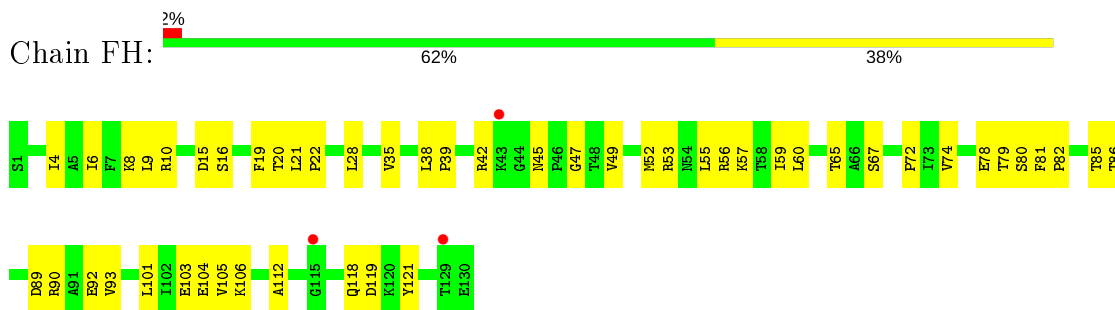
• Molecule 1: coat protein



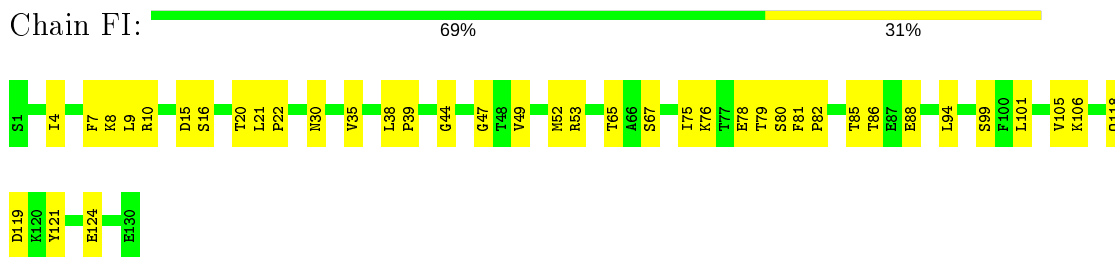
- Molecule 1: coat protein



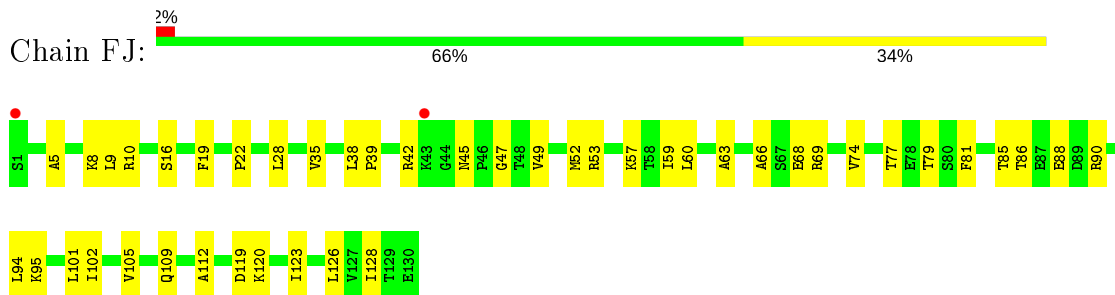
- Molecule 1: coat protein



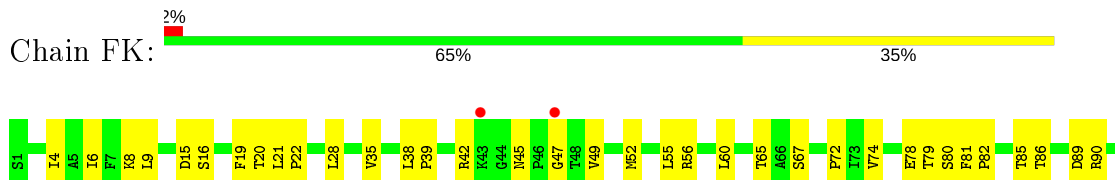
- Molecule 1: coat protein

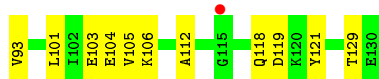


- Molecule 1: coat protein

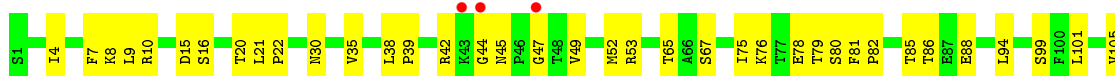


- Molecule 1: coat protein

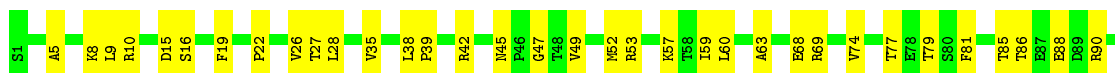




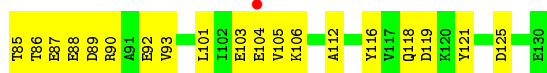
- Molecule 1: coat protein



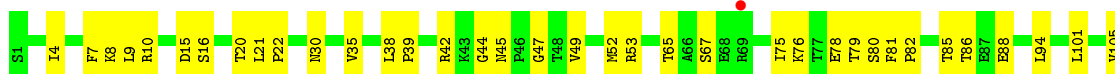
- Molecule 1: coat protein



- Molecule 1: coat protein

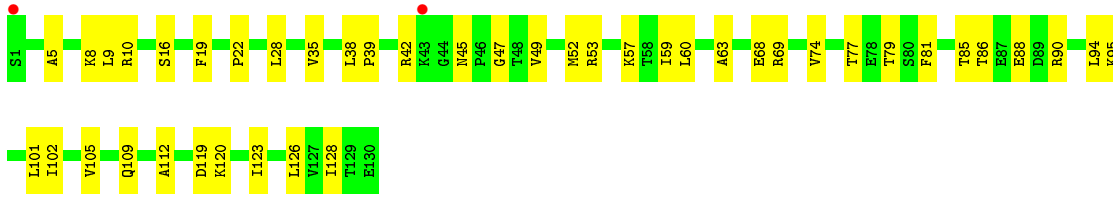


- Molecule 1: coat protein

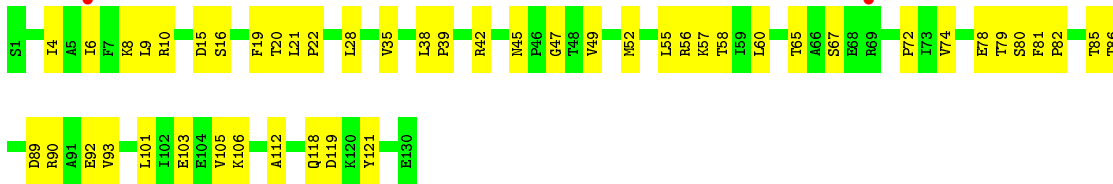


- Molecule 1: coat protein

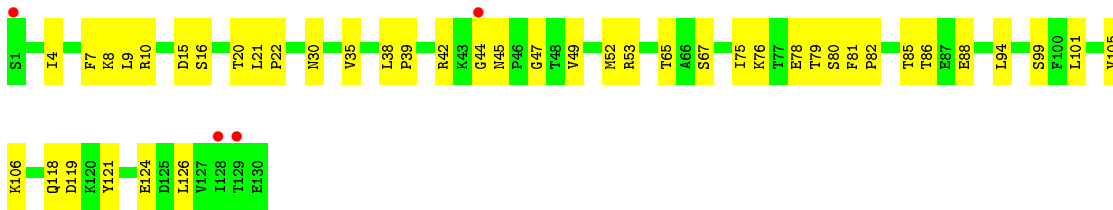




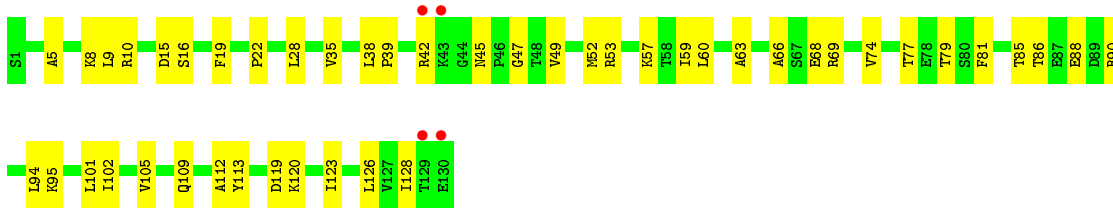
- Molecule 1: coat protein



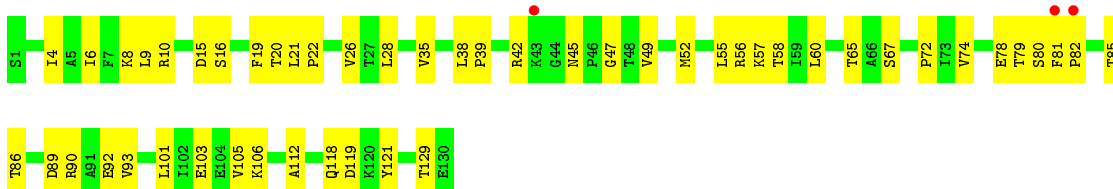
- Molecule 1: coat protein



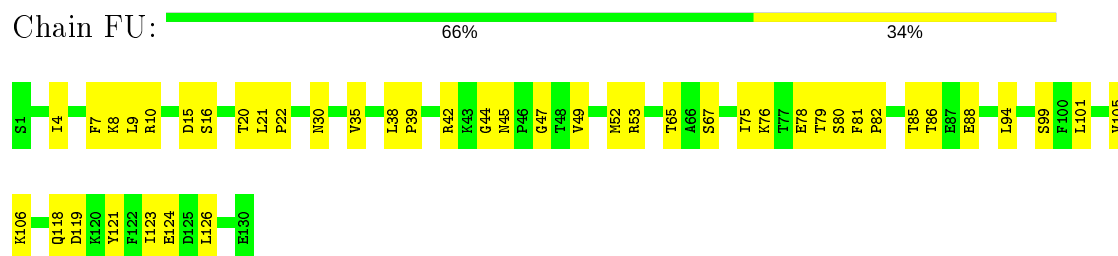
- Molecule 1: coat protein



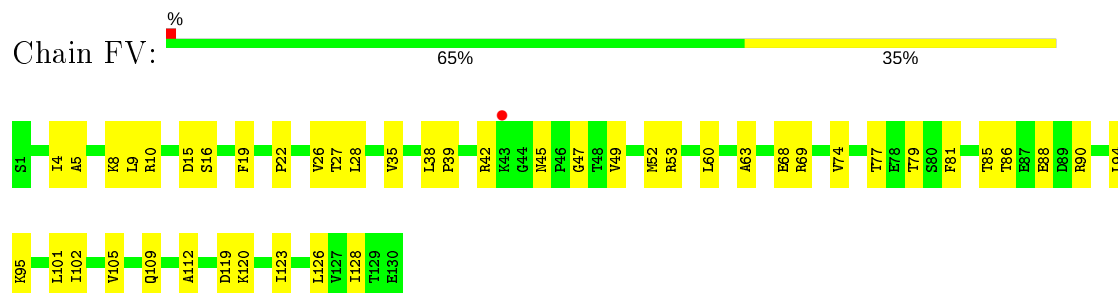
- Molecule 1: coat protein



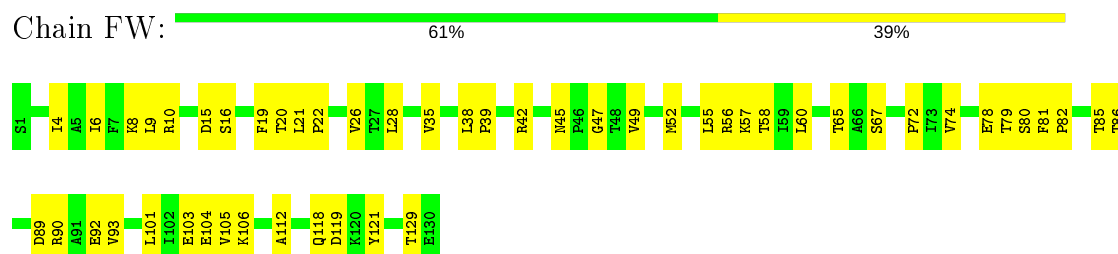
- Molecule 1: coat protein



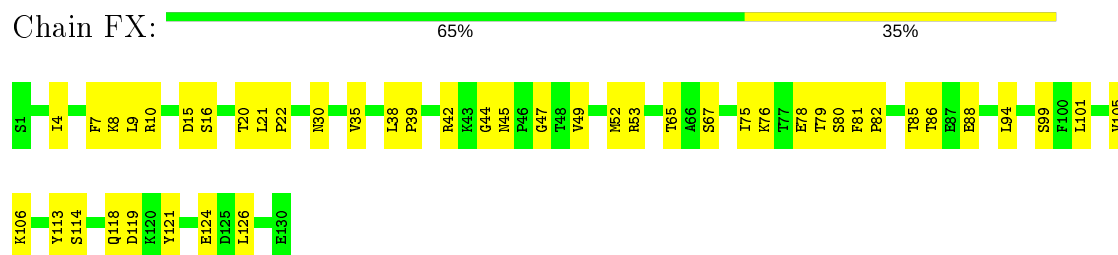
- Molecule 1: coat protein



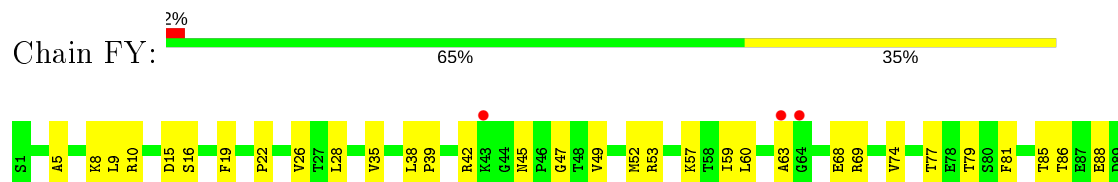
- Molecule 1: coat protein



- Molecule 1: coat protein

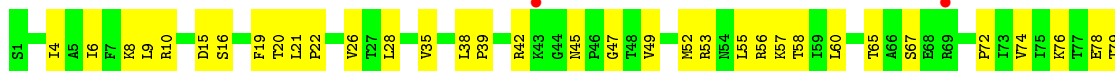


- Molecule 1: coat protein

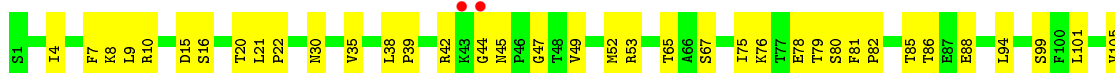




- Molecule 1: coat protein



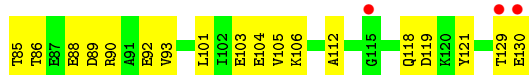
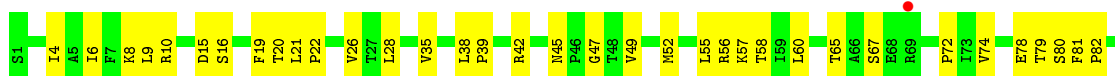
- Molecule 1: coat protein



- Molecule 1: coat protein

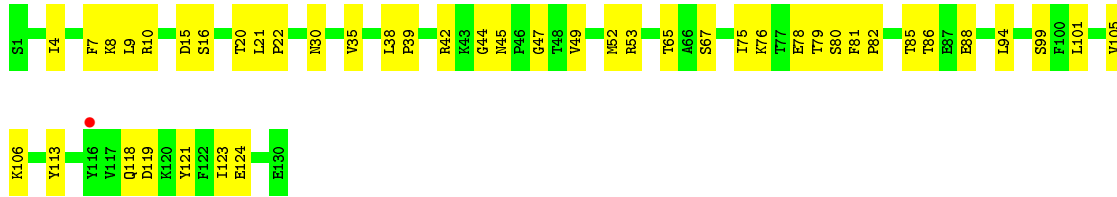


- Molecule 1: coat protein

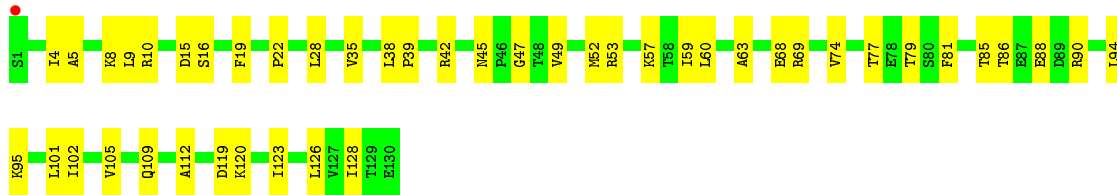


- Molecule 1: coat protein

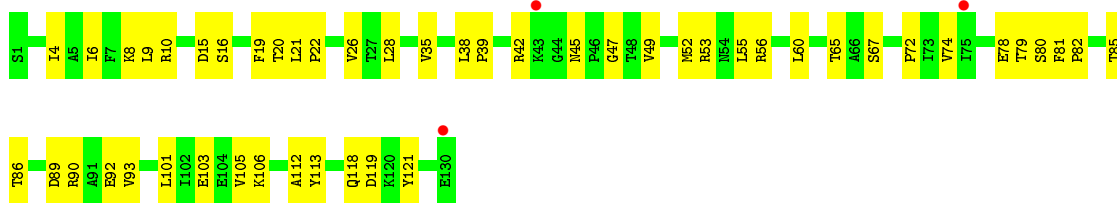




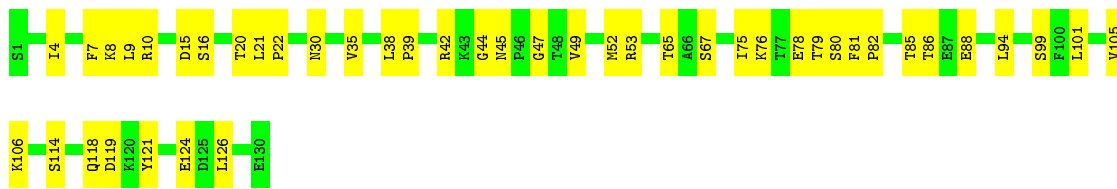
● Molecule 1: coat protein



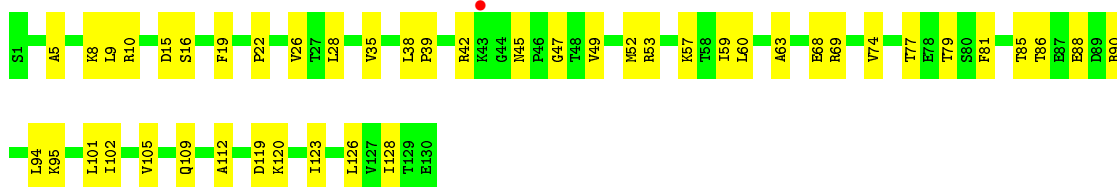
● Molecule 1: coat protein



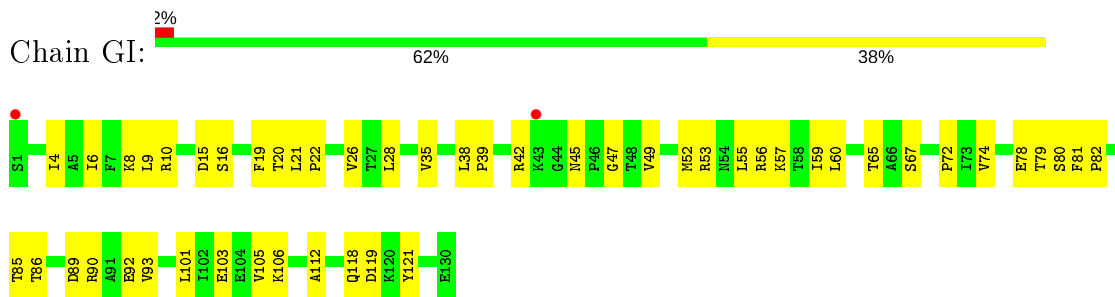
● Molecule 1: coat protein



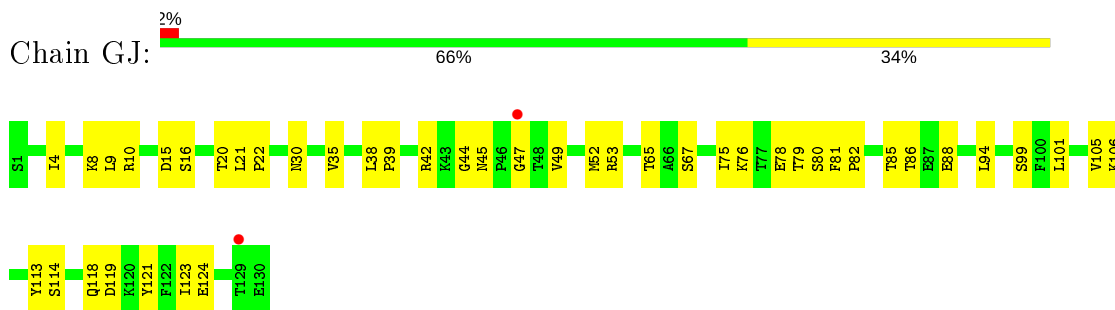
● Molecule 1: coat protein



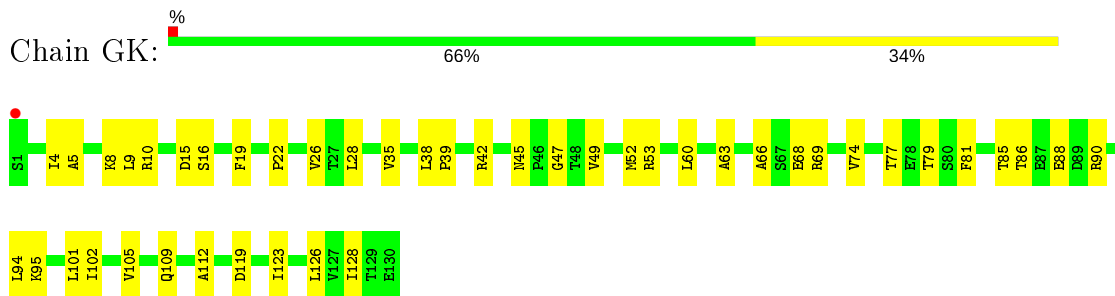
● Molecule 1: coat protein



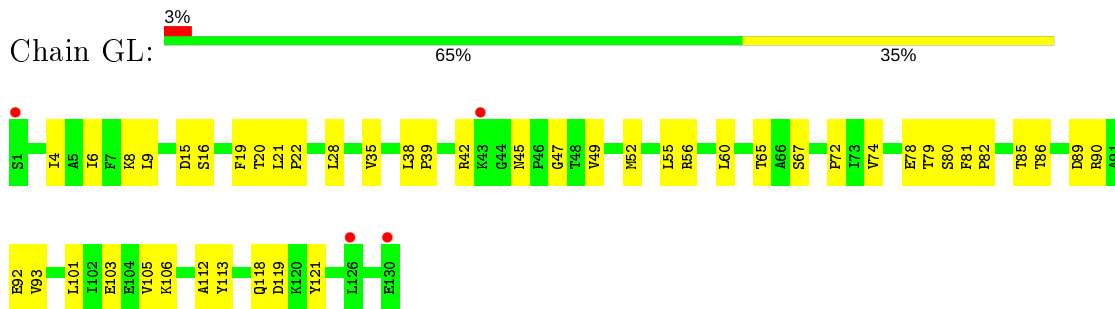
• Molecule 1: coat protein



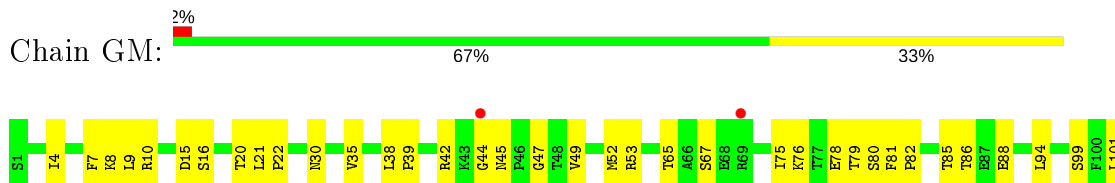
• Molecule 1: coat protein



• Molecule 1: coat protein



• Molecule 1: coat protein

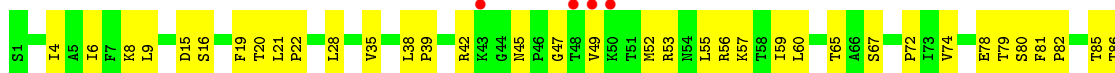




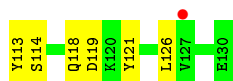
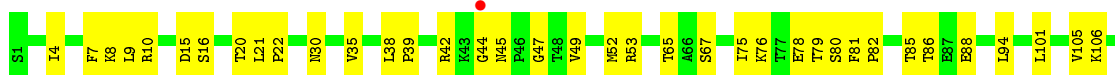
- Molecule 1: coat protein



- Molecule 1: coat protein



- Molecule 1: coat protein

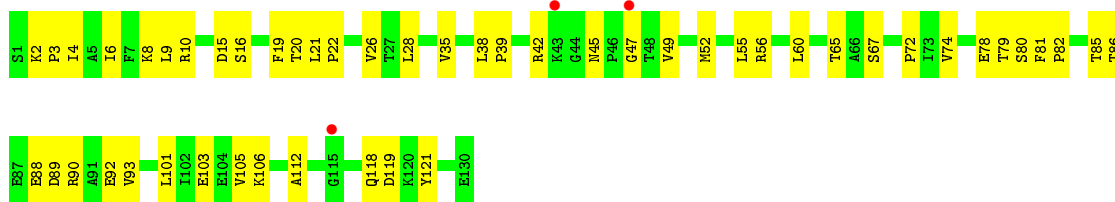


- Molecule 1: coat protein

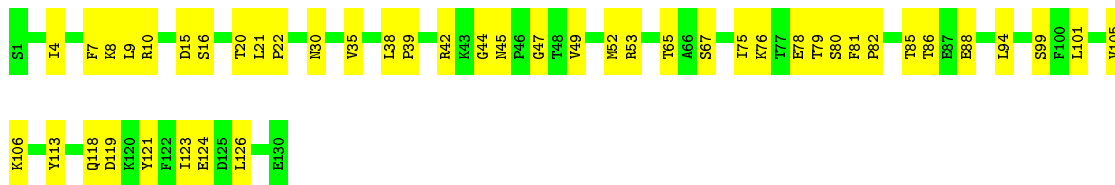


- Molecule 1: coat protein

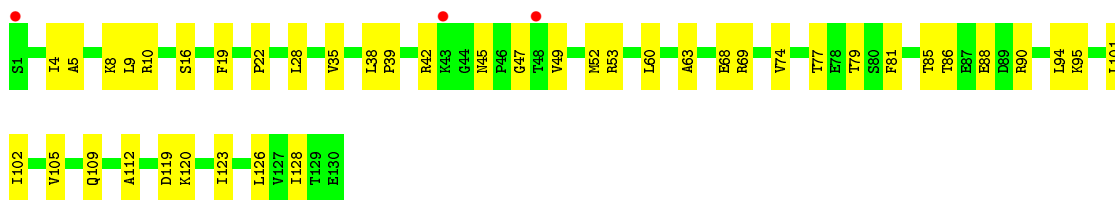




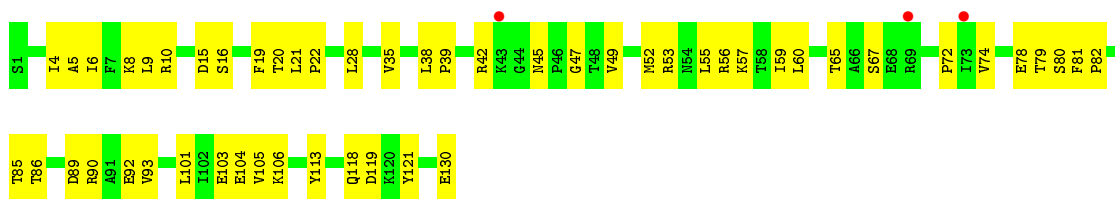
● Molecule 1: coat protein



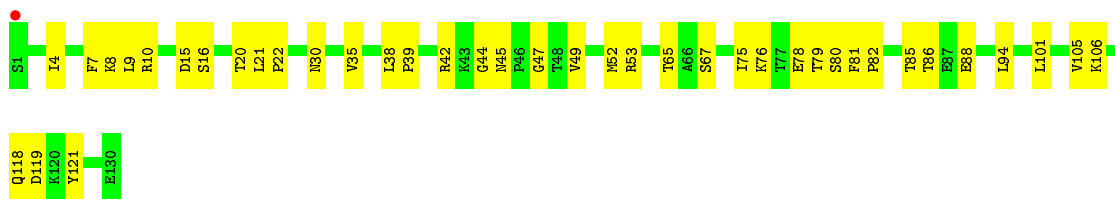
● Molecule 1: coat protein



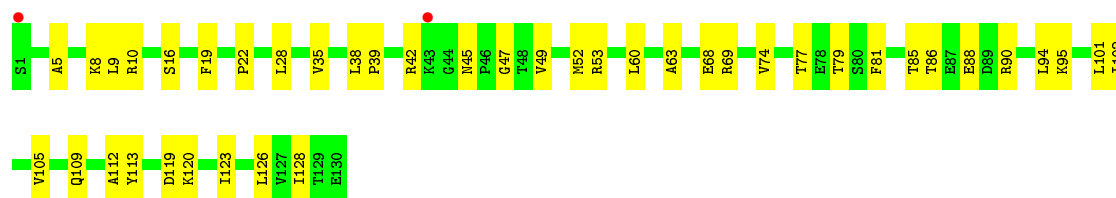
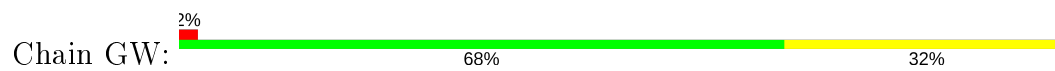
● Molecule 1: coat protein



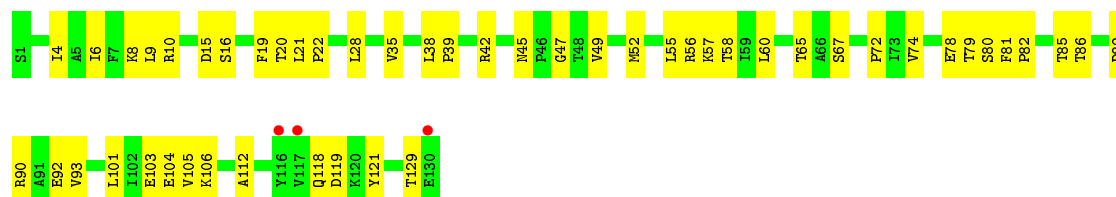
● Molecule 1: coat protein



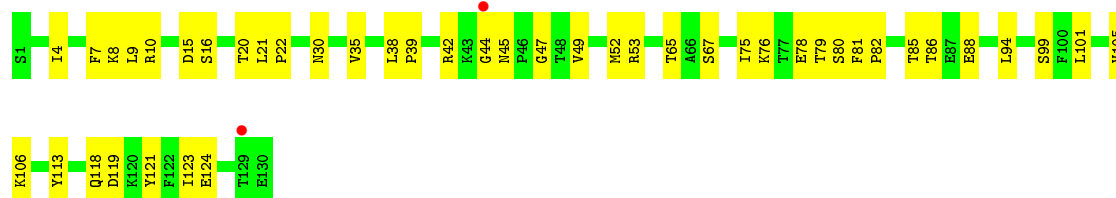
● Molecule 1: coat protein



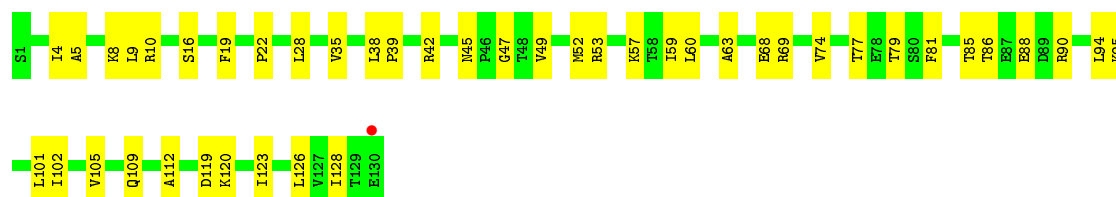
- Molecule 1: coat protein



- Molecule 1: coat protein




- Molecule 1: coat protein

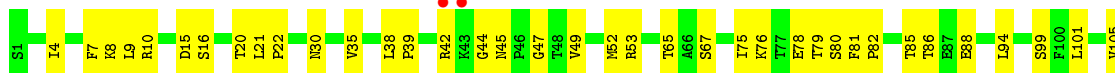


- Molecule 1: coat protein





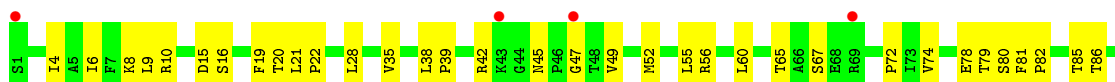
• Molecule 1: coat protein



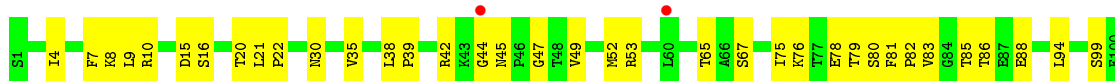
• Molecule 1: coat protein



• Molecule 1: coat protein

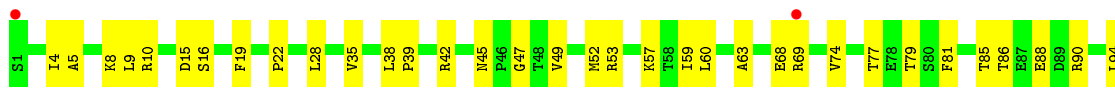


• Molecule 1: coat protein

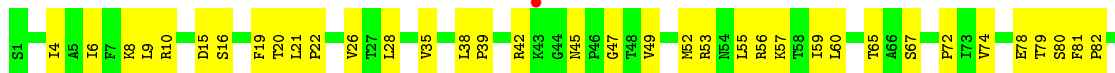


• Molecule 1: coat protein

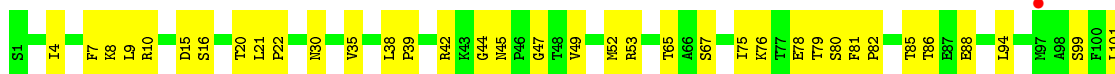




• Molecule 1: coat protein



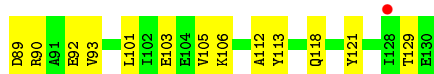
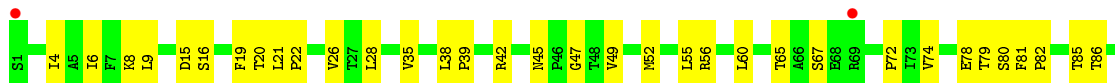
• Molecule 1: coat protein



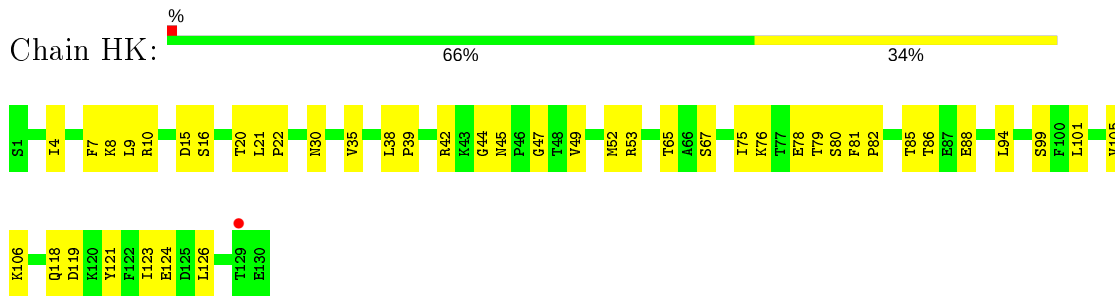
• Molecule 1: coat protein



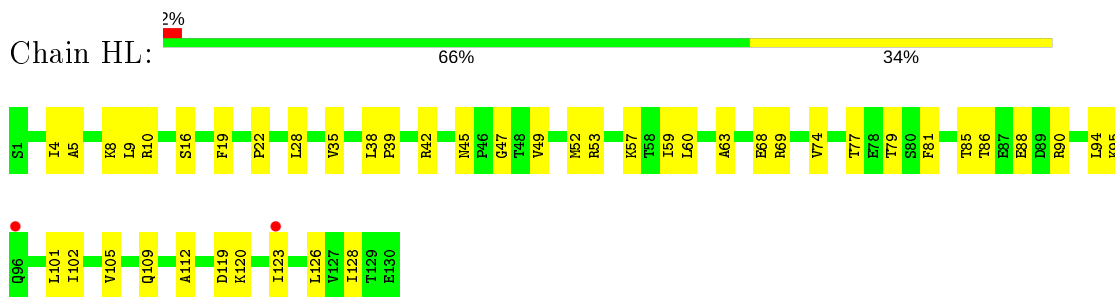
• Molecule 1: coat protein



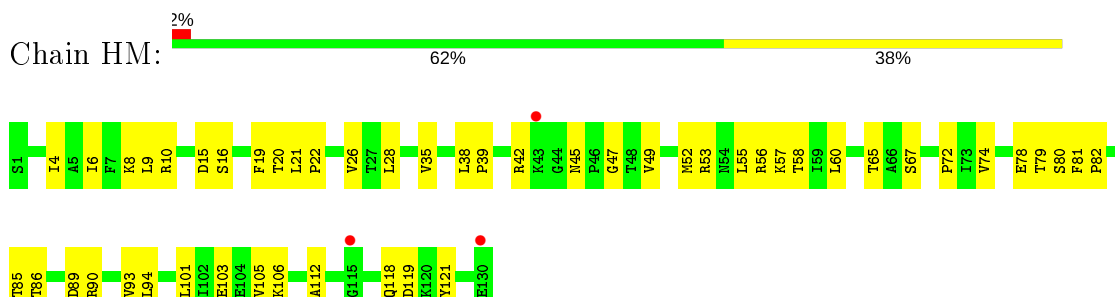
• Molecule 1: coat protein



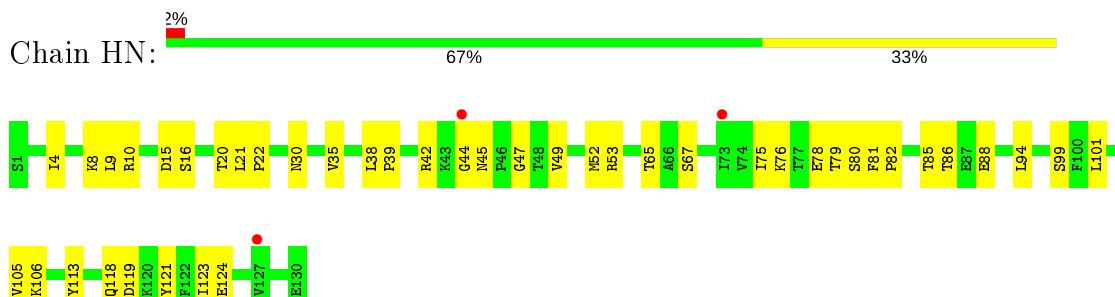
• Molecule 1: coat protein



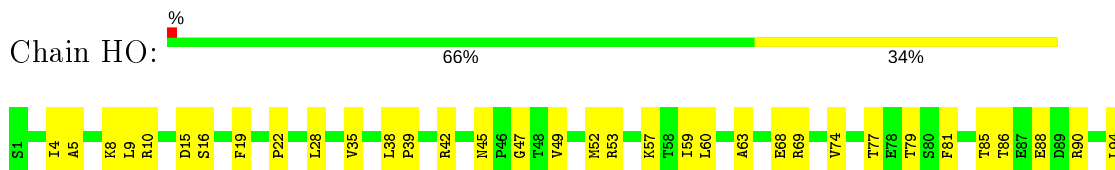
• Molecule 1: coat protein



• Molecule 1: coat protein

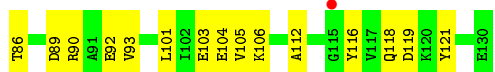
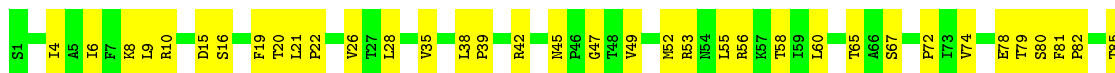


• Molecule 1: coat protein

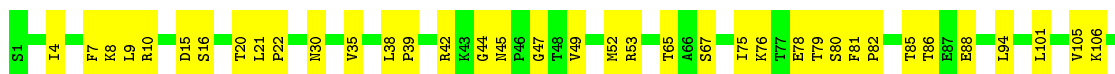




• Molecule 1: coat protein



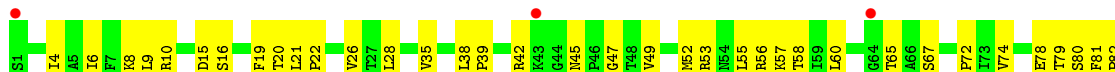
• Molecule 1: coat protein



• Molecule 1: coat protein



• Molecule 1: coat protein

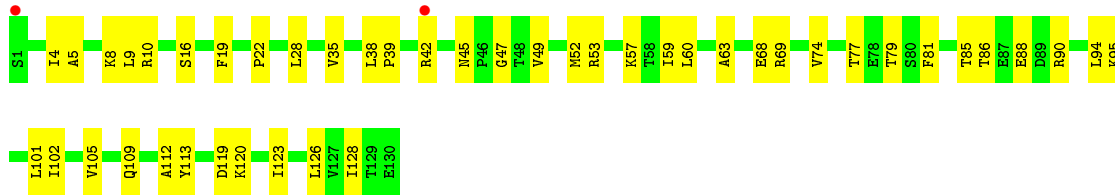


• Molecule 1: coat protein

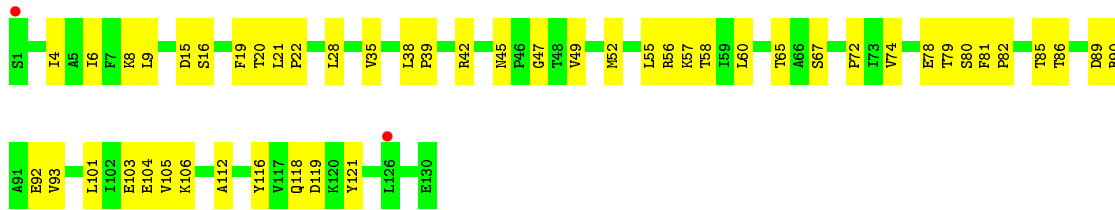




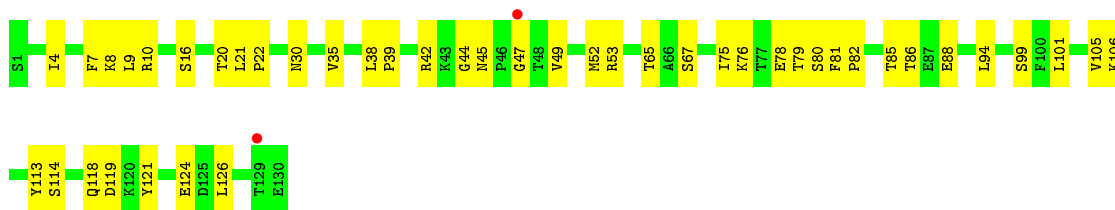
• Molecule 1: coat protein



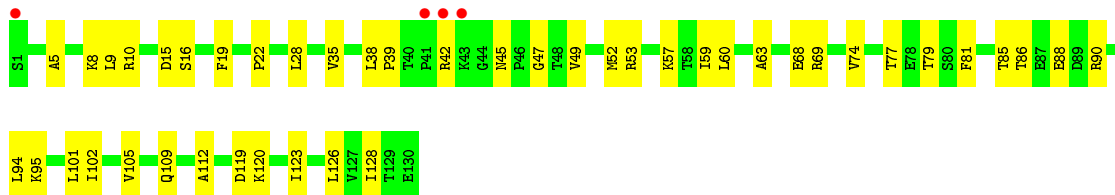
• Molecule 1: coat protein



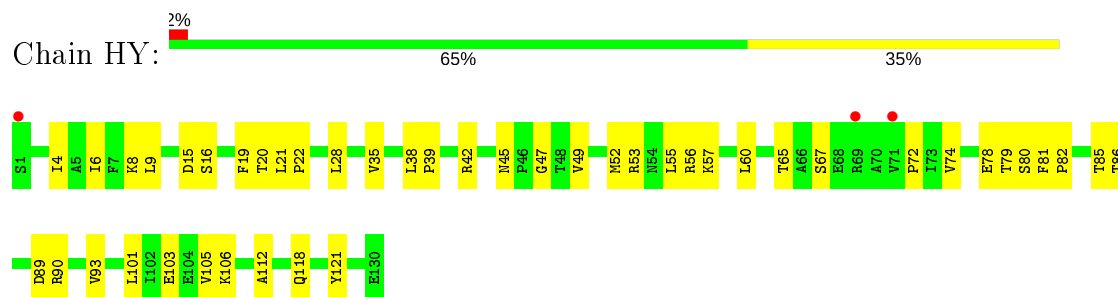
• Molecule 1: coat protein



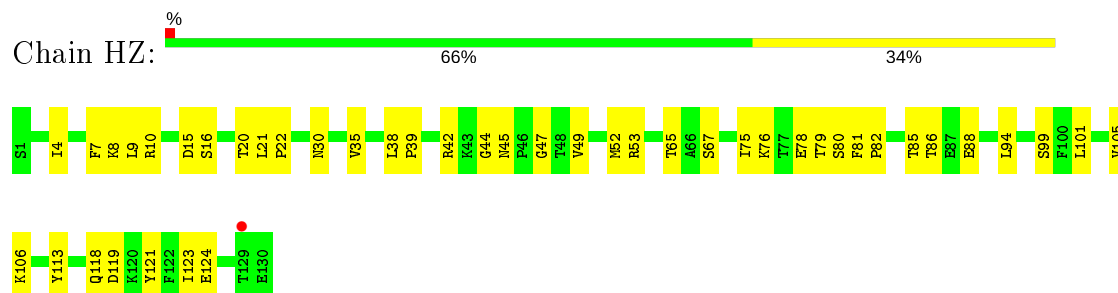
• Molecule 1: coat protein



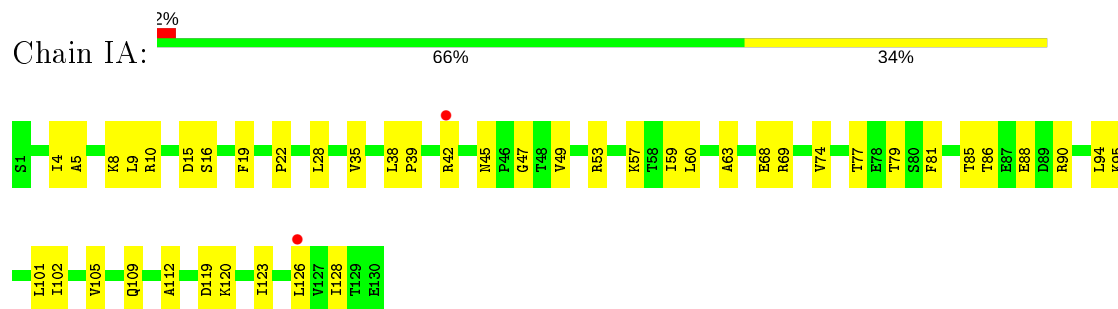
• Molecule 1: coat protein



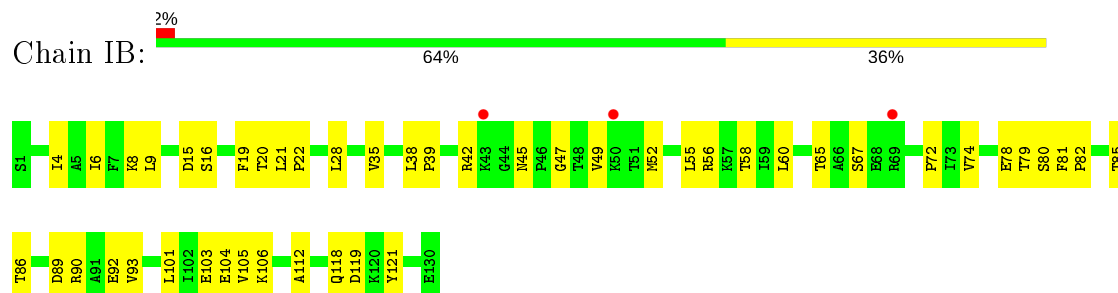
- Molecule 1: coat protein



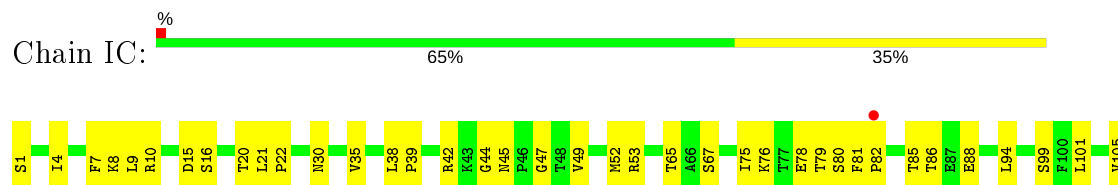
- Molecule 1: coat protein



- Molecule 1: coat protein



- Molecule 1: coat protein

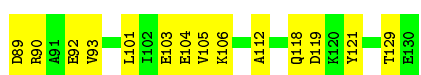
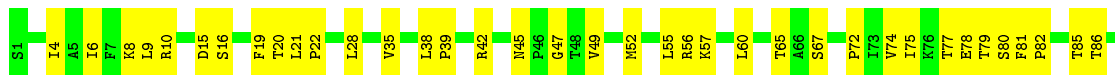




• Molecule 1: coat protein




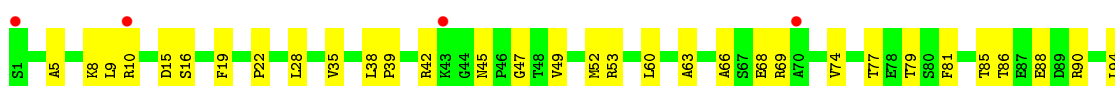
• Molecule 1: coat protein



• Molecule 1: coat protein



• Molecule 1: coat protein



• Molecule 1: coat protein

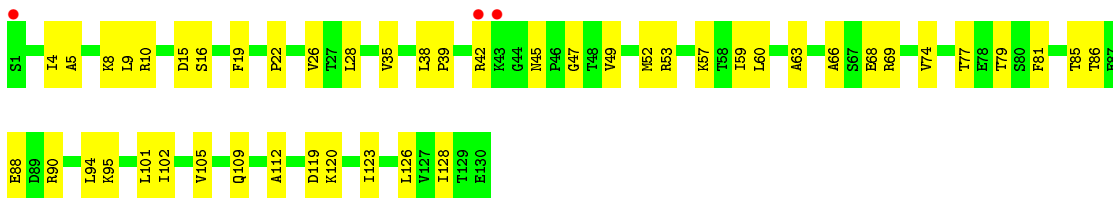




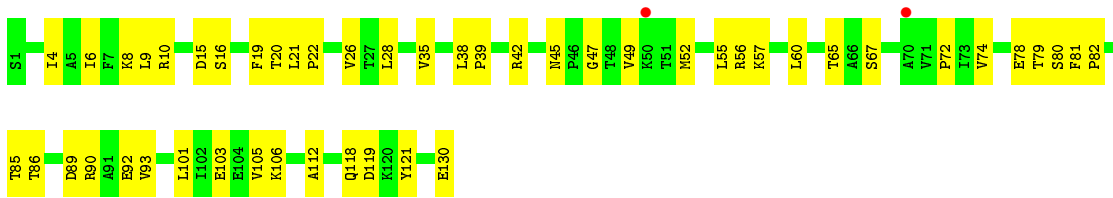
- Molecule 1: coat protein



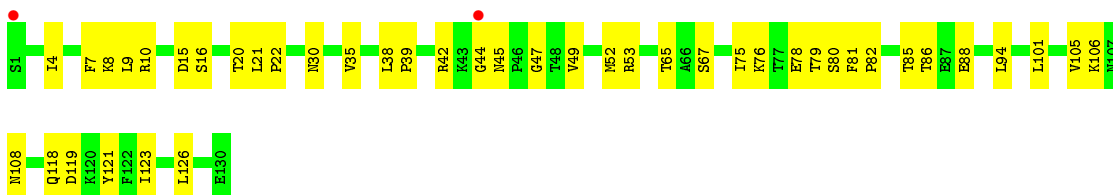
- Molecule 1: coat protein



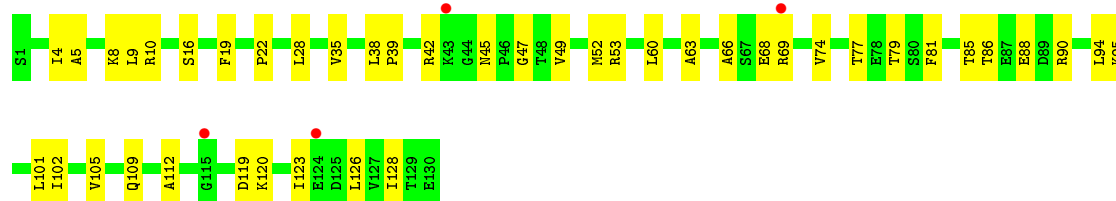
- Molecule 1: coat protein



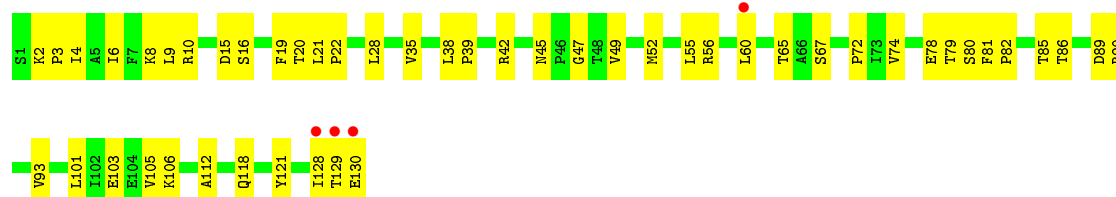
- Molecule 1: coat protein



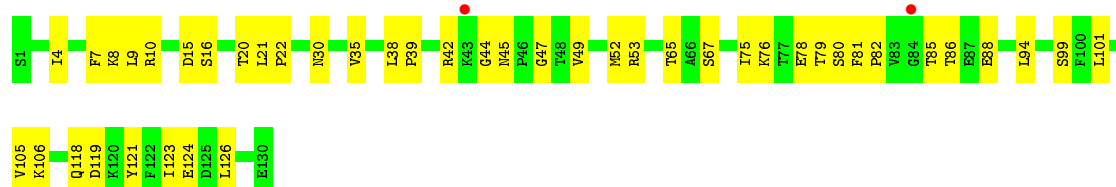
- Molecule 1: coat protein



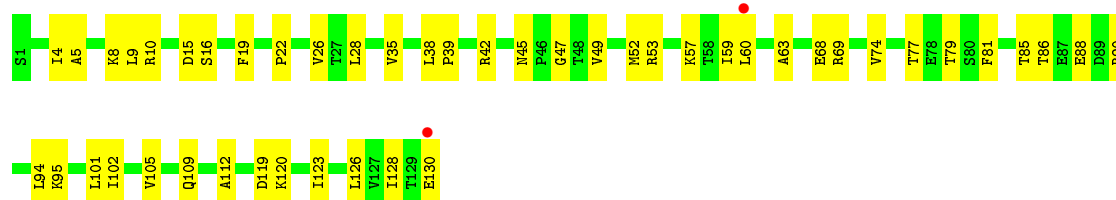
- Molecule 1: coat protein



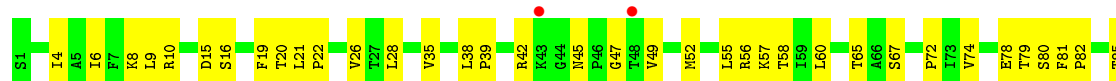
- Molecule 1: coat protein



- Molecule 1: coat protein

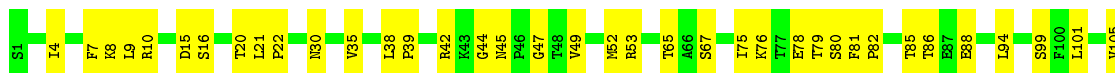


- Molecule 1: coat protein

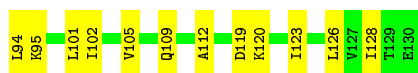
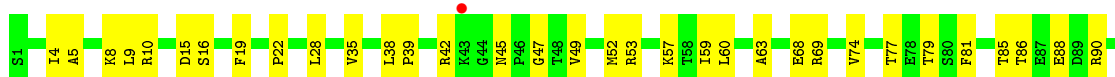




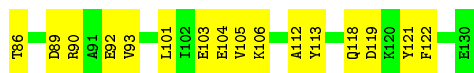
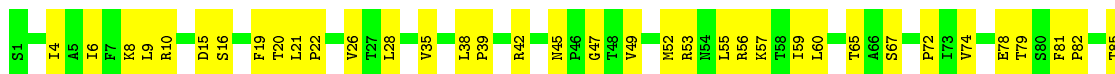
• Molecule 1: coat protein



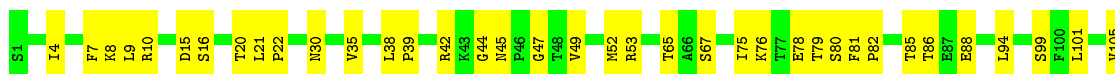
• Molecule 1: coat protein



• Molecule 1: coat protein

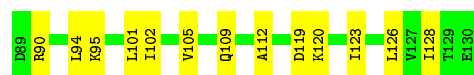
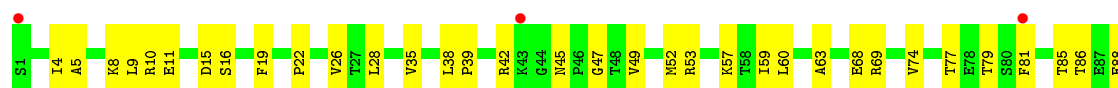


• Molecule 1: coat protein

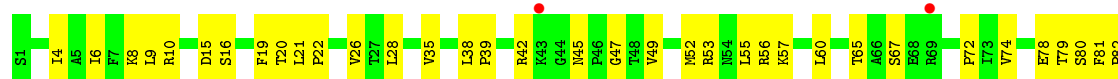


• Molecule 1: coat protein





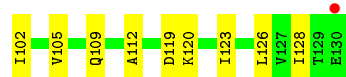
- Molecule 1: coat protein



- Molecule 1: coat protein



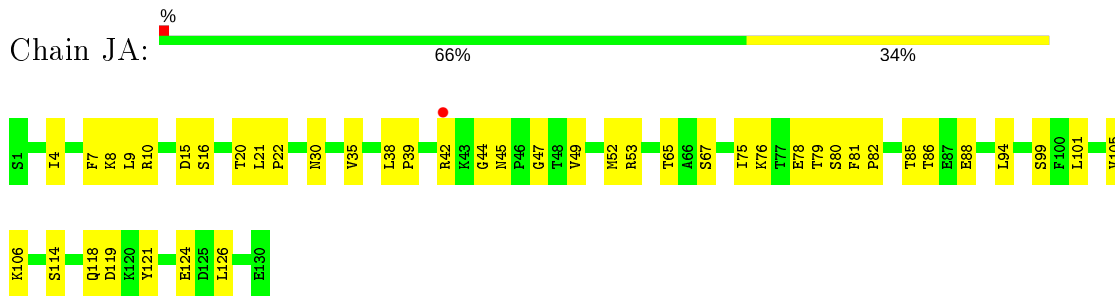
- Molecule 1: coat protein



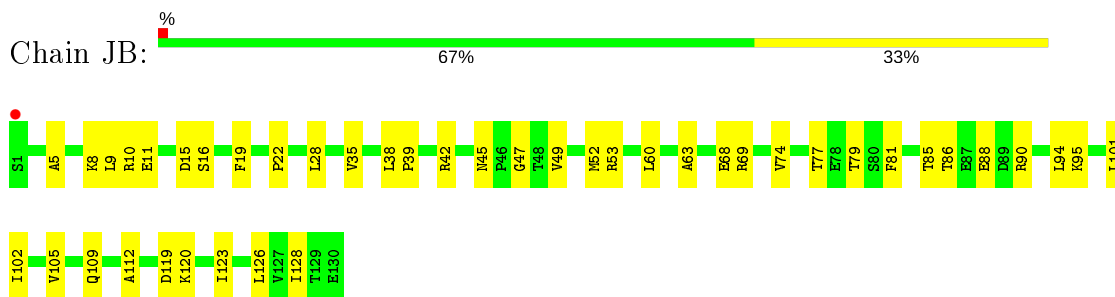
- Molecule 1: coat protein



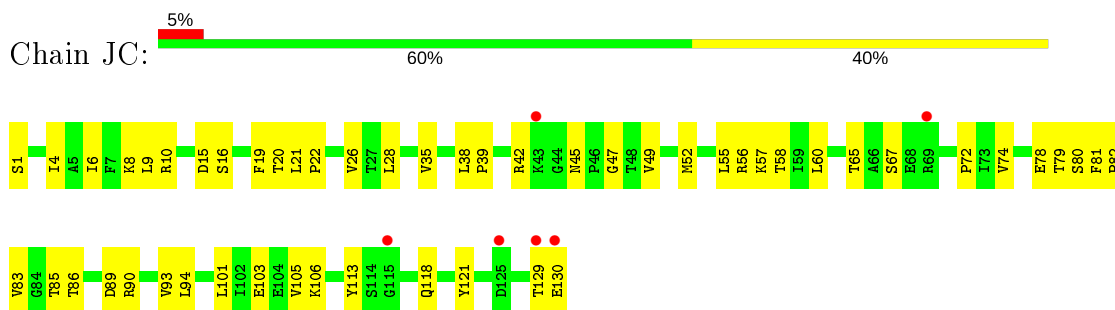
• Molecule 1: coat protein



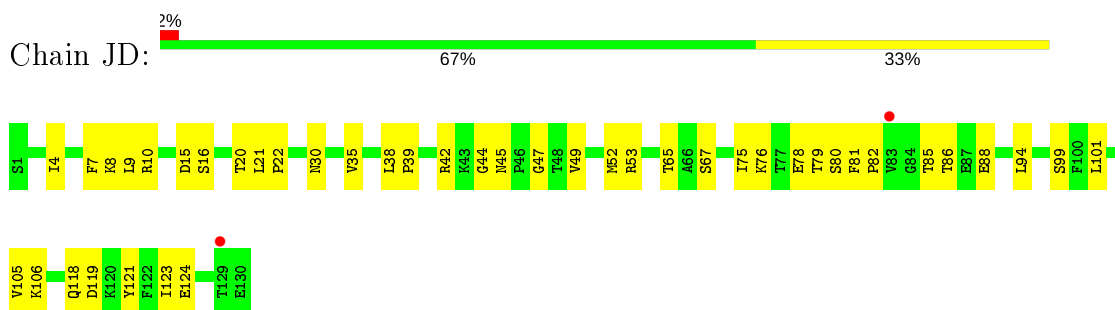
• Molecule 1: coat protein



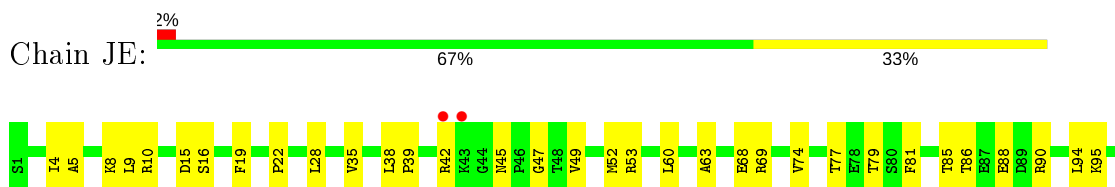
• Molecule 1: coat protein

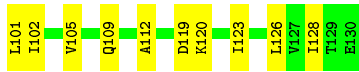


• Molecule 1: coat protein



• Molecule 1: coat protein

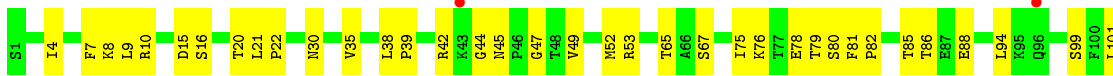




• Molecule 1: coat protein



• Molecule 1: coat protein



• Molecule 1: coat protein



• Molecule 1: coat protein

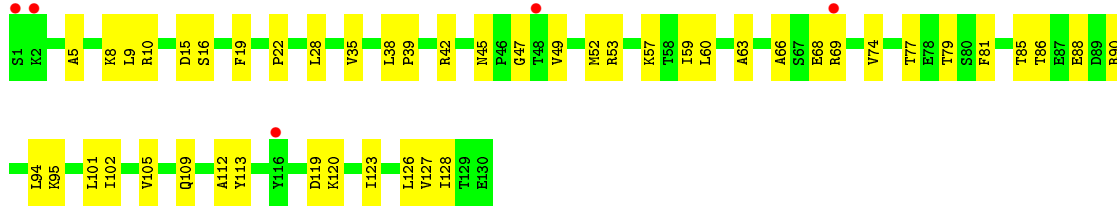


• Molecule 1: coat protein

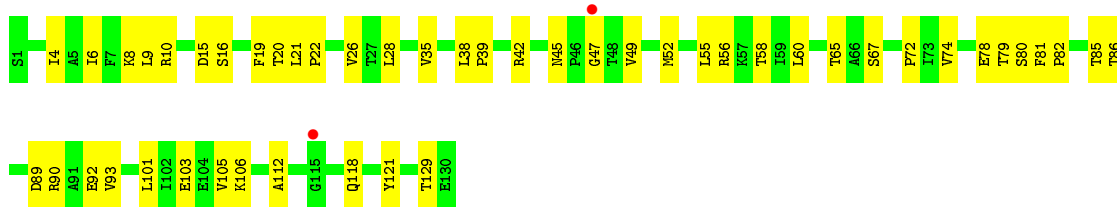




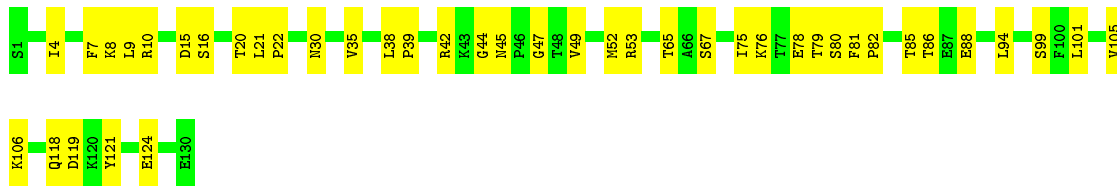
• Molecule 1: coat protein



• Molecule 1: coat protein



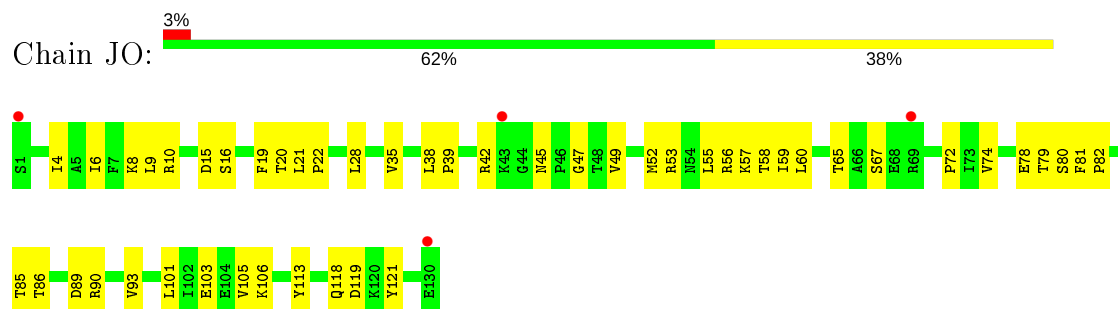
• Molecule 1: coat protein



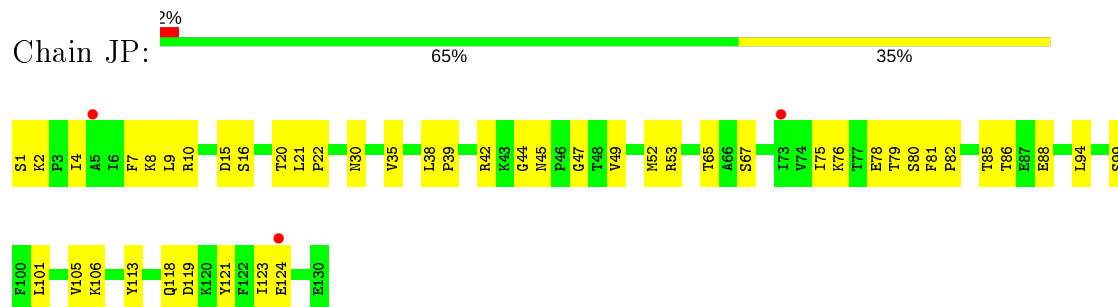
• Molecule 1: coat protein



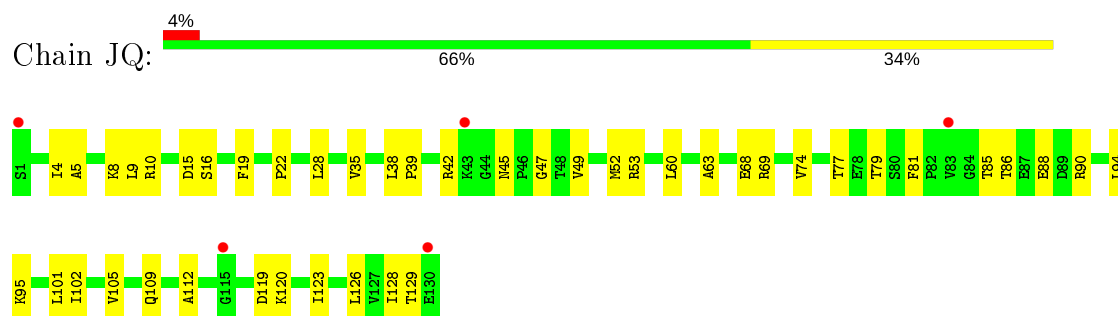
• Molecule 1: coat protein



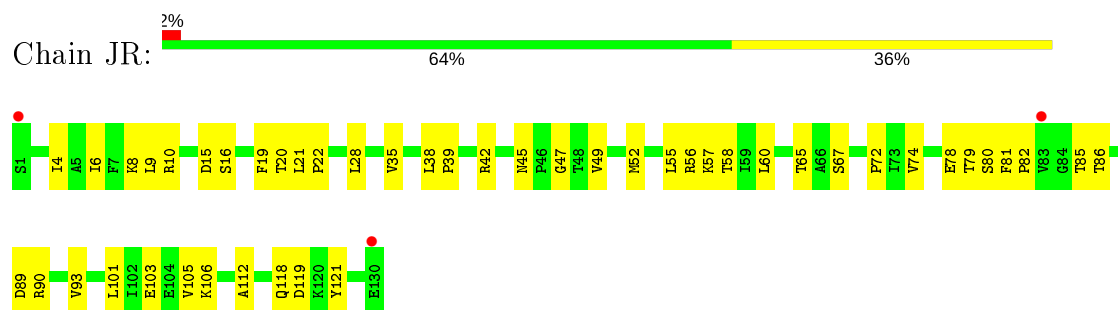
- Molecule 1: coat protein



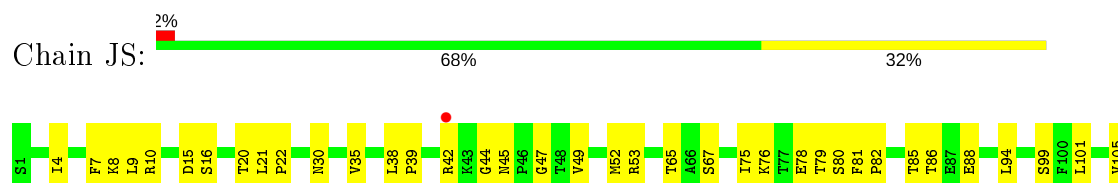
- Molecule 1: coat protein



- Molecule 1: coat protein

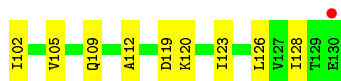
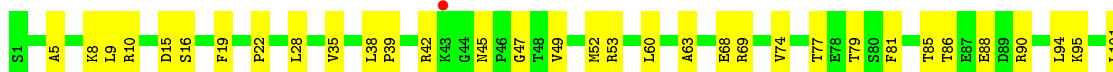


- Molecule 1: coat protein

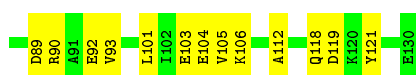




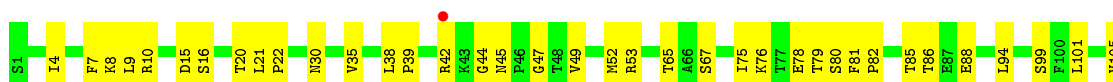
- Molecule 1: coat protein



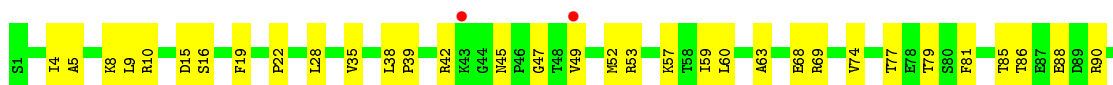
- Molecule 1: coat protein



- Molecule 1: coat protein

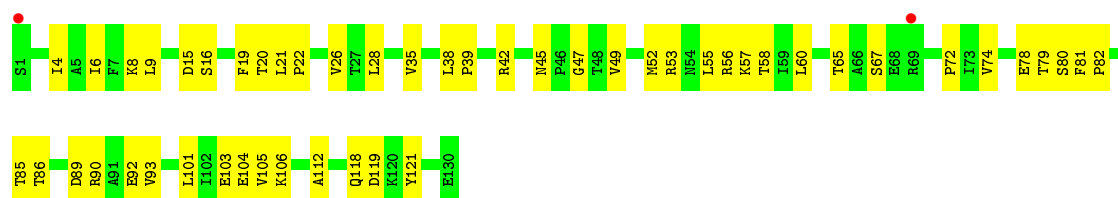


- Molecule 1: coat protein

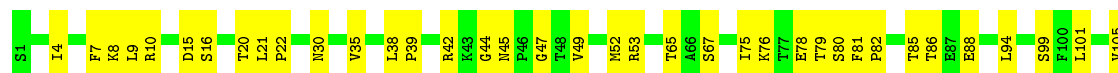


- Molecule 1: coat protein





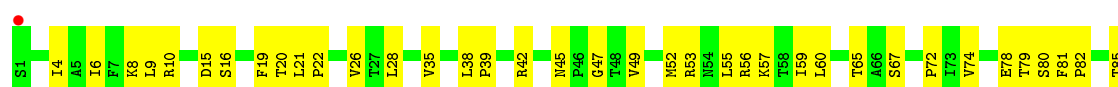
- Molecule 1: coat protein



- Molecule 1: coat protein



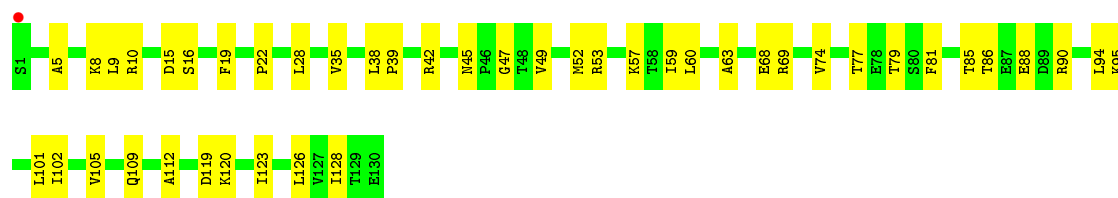
- Molecule 1: coat protein



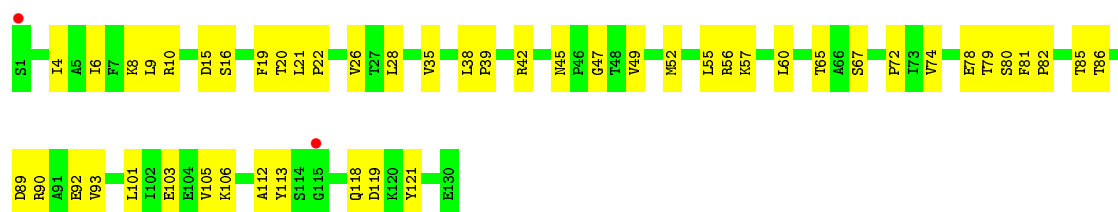
- Molecule 1: coat protein



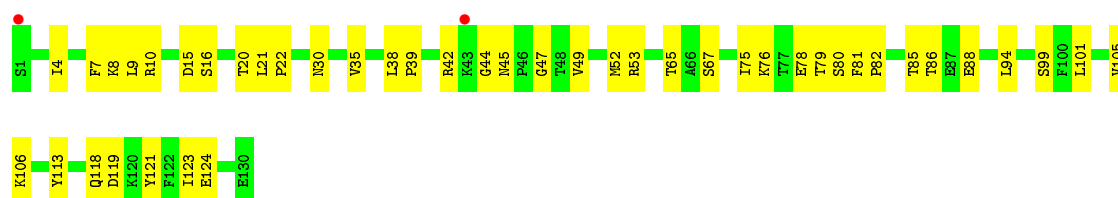
- Molecule 1: coat protein



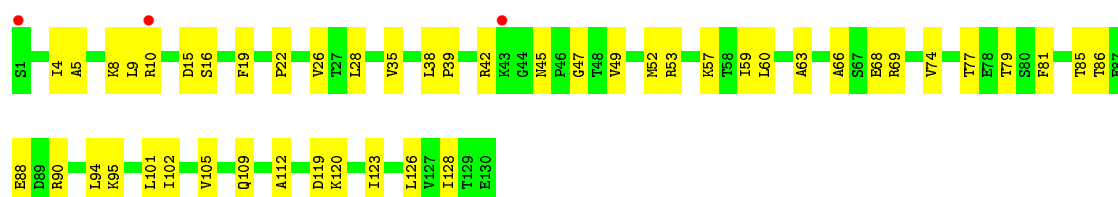
- Molecule 1: coat protein



- Molecule 1: coat protein




- Molecule 1: coat protein

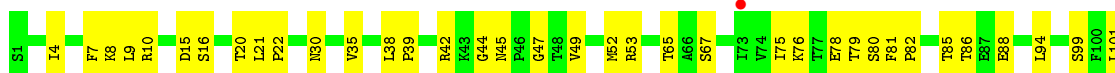


- Molecule 1: coat protein





- Molecule 1: coat protein



- Molecule 1: coat protein



- Molecule 1: coat protein



- Molecule 1: coat protein

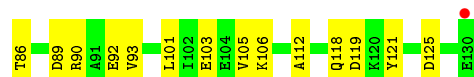
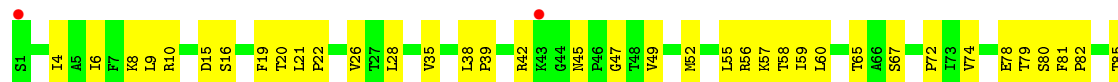


- Molecule 1: coat protein

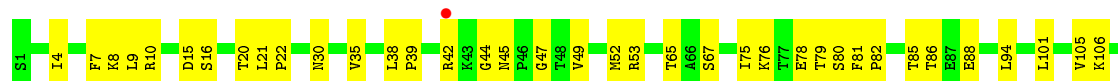





- Molecule 1: coat protein



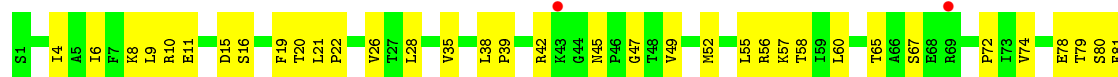
- Molecule 1: coat protein



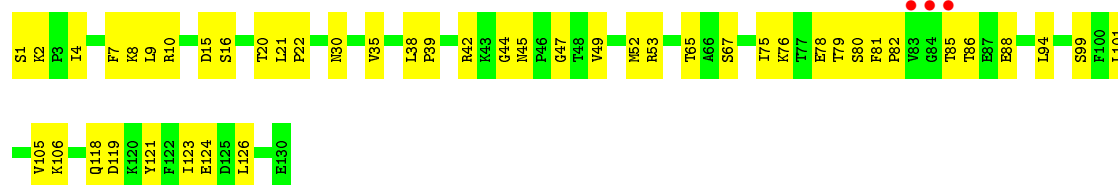
- Molecule 1: coat protein



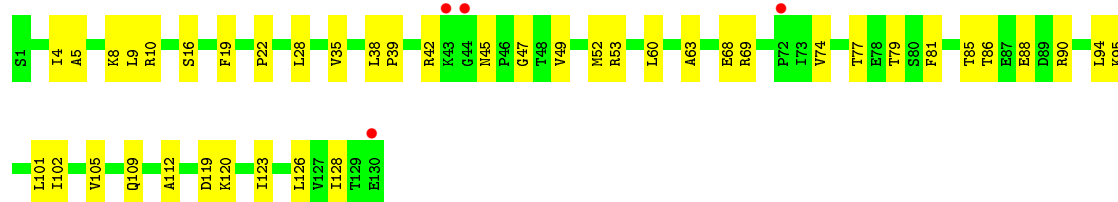
- Molecule 1: coat protein



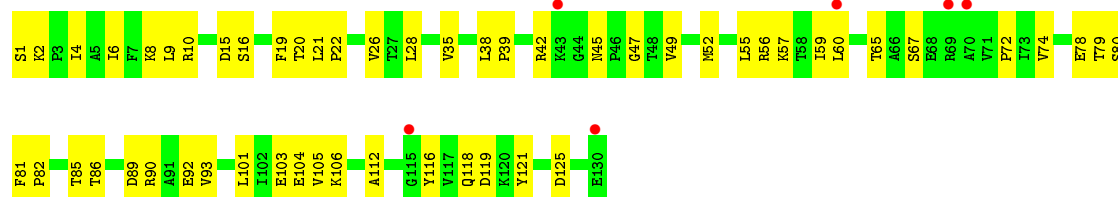
- Molecule 1: coat protein



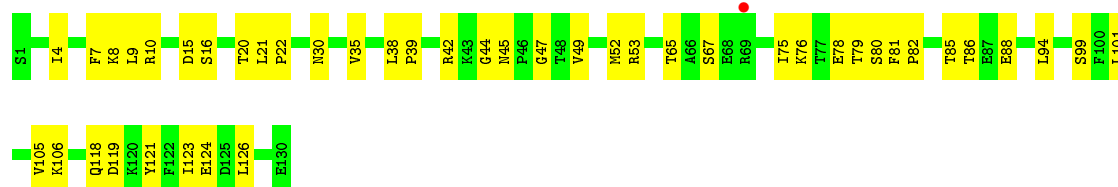
- Molecule 1: coat protein



- Molecule 1: coat protein

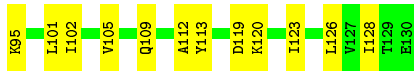


- Molecule 1: coat protein

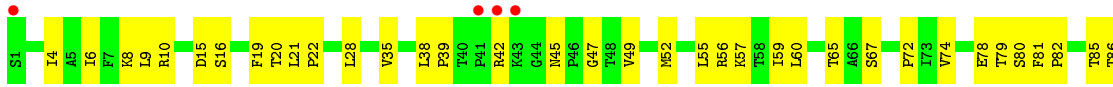


- Molecule 1: coat protein

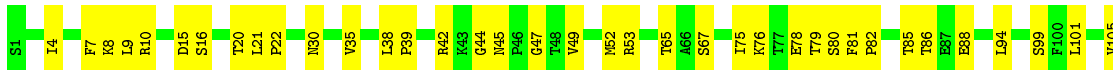




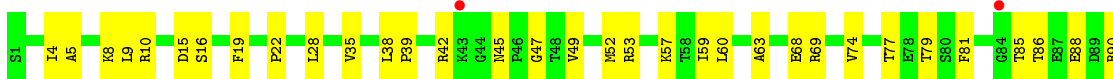
- Molecule 1: coat protein



- Molecule 1: coat protein



- Molecule 1: coat protein

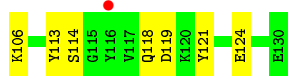
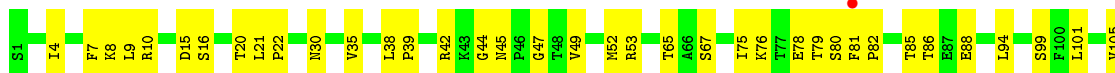


- Molecule 1: coat protein



- Molecule 1: coat protein

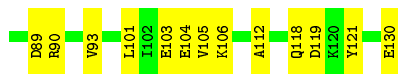
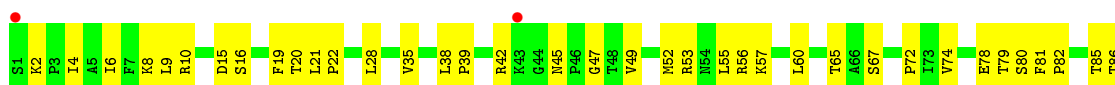




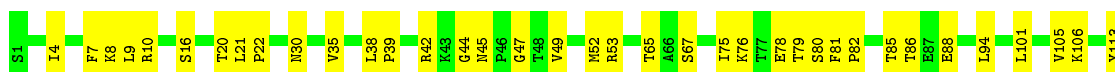
• Molecule 1: coat protein



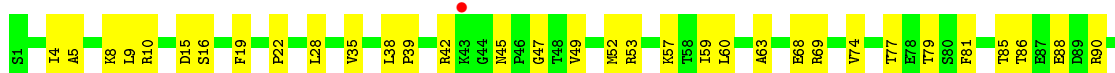
• Molecule 1: coat protein



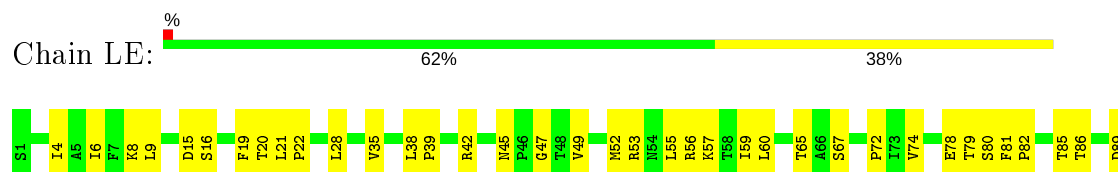
• Molecule 1: coat protein



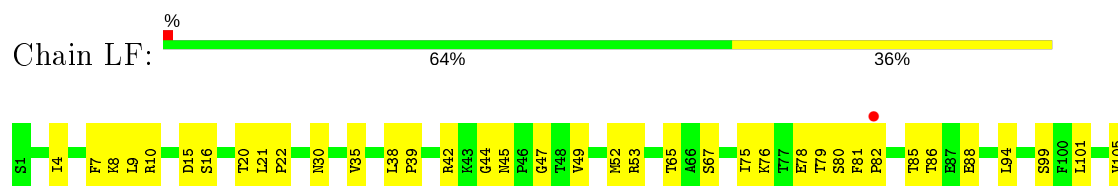
• Molecule 1: coat protein



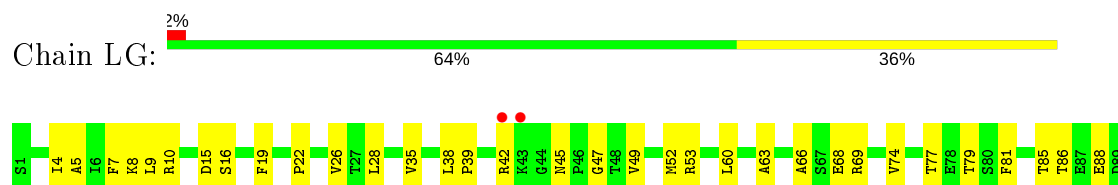
• Molecule 1: coat protein



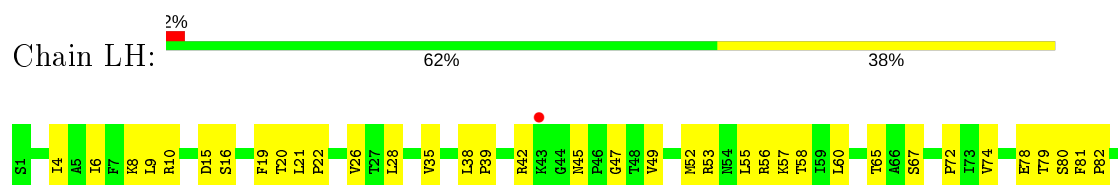
- Molecule 1: coat protein




- Molecule 1: coat protein



- Molecule 1: coat protein



- Molecule 1: coat protein

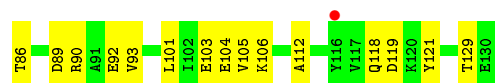
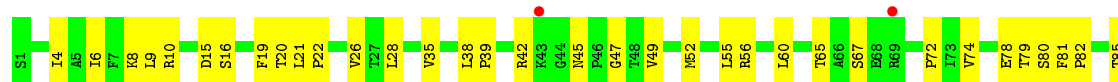




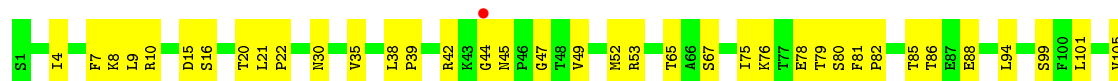
- Molecule 1: coat protein



- Molecule 1: coat protein



- Molecule 1: coat protein

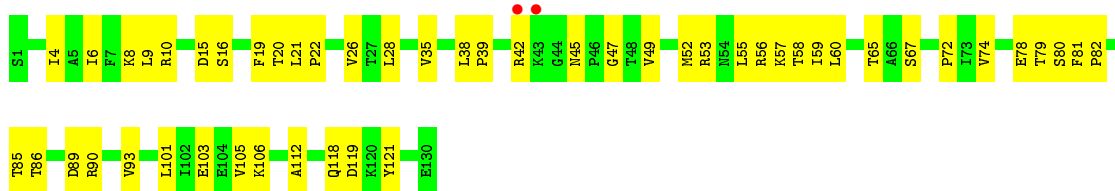


- Molecule 1: coat protein

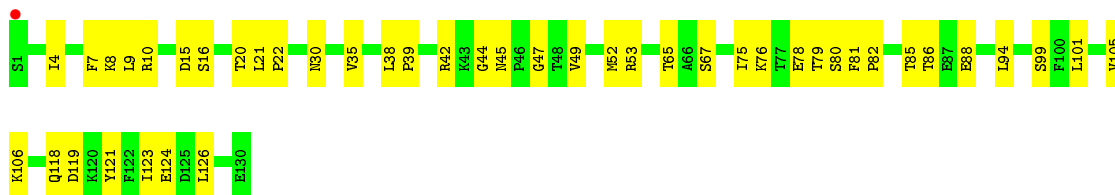


- Molecule 1: coat protein

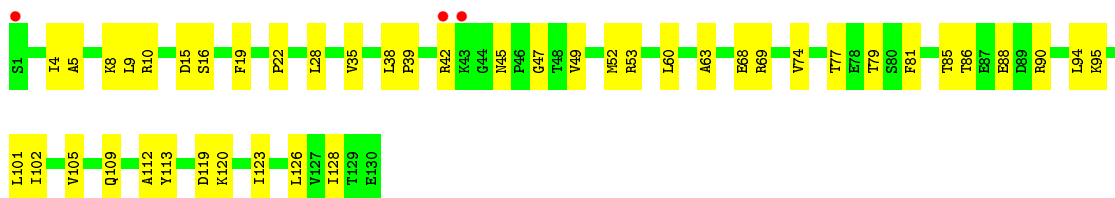




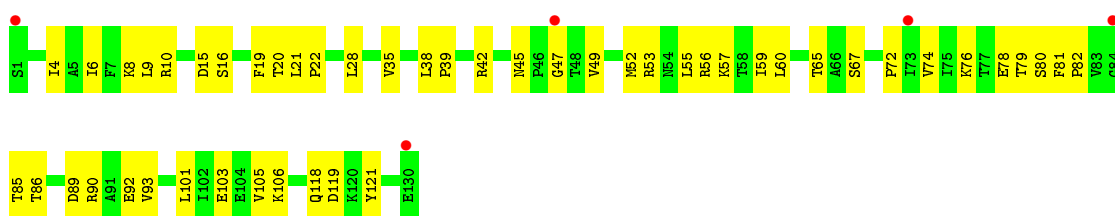
- Molecule 1: coat protein



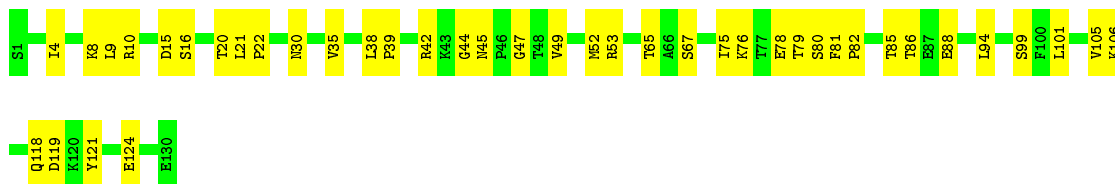
- Molecule 1: coat protein



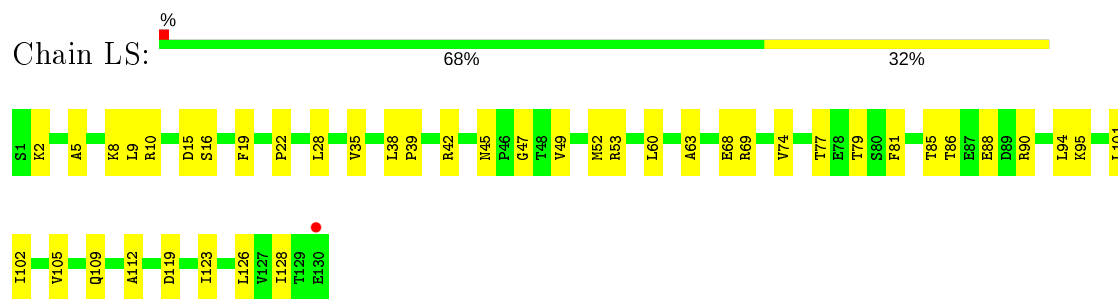
- Molecule 1: coat protein



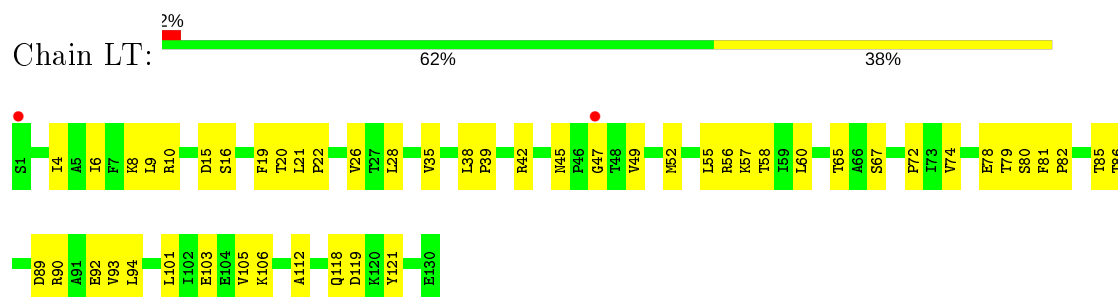
- Molecule 1: coat protein



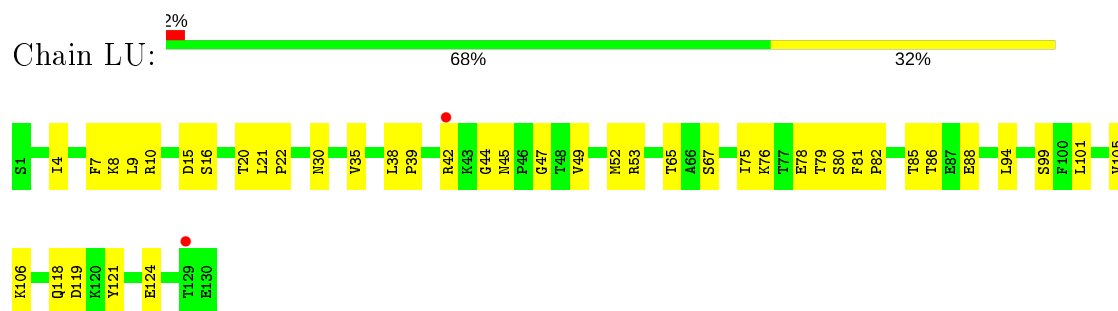
- Molecule 1: coat protein



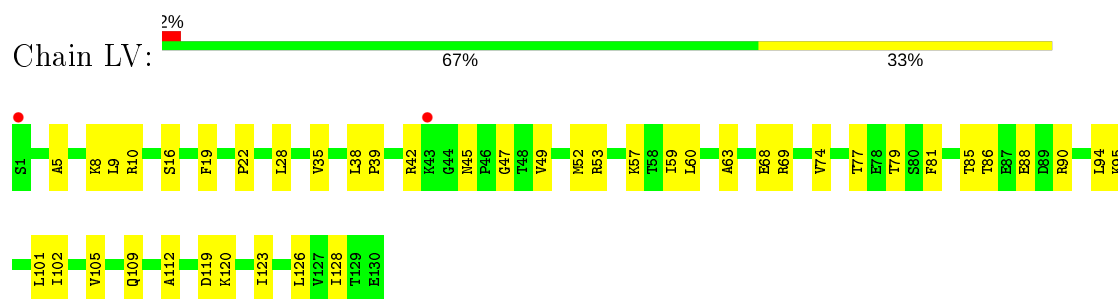
- Molecule 1: coat protein



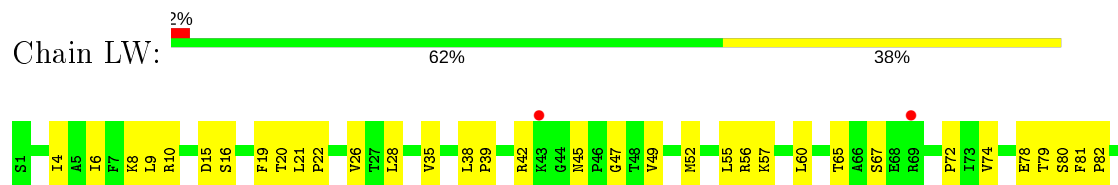
- Molecule 1: coat protein

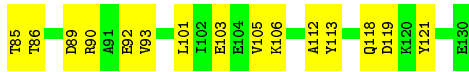


- Molecule 1: coat protein



- Molecule 1: coat protein

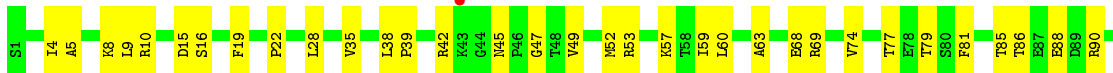




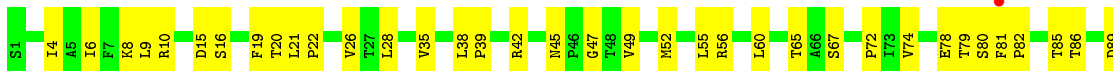
- Molecule 1: coat protein



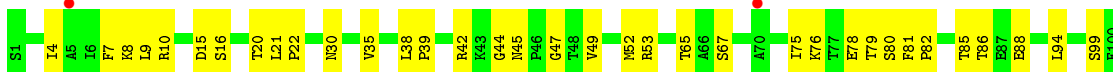
- Molecule 1: coat protein



- Molecule 1: coat protein



- Molecule 1: coat protein

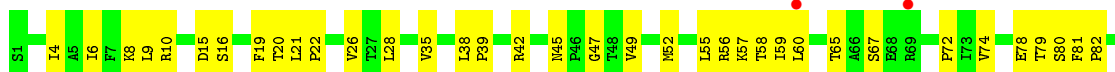


- Molecule 1: coat protein

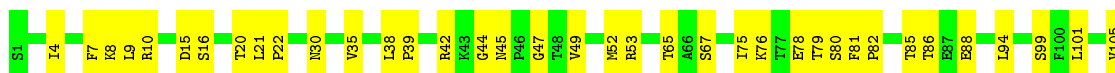




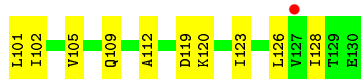
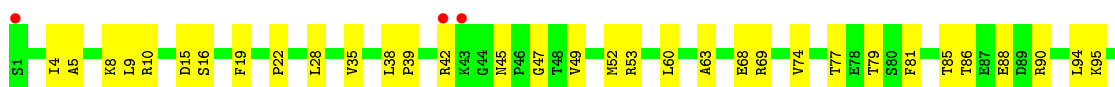
- Molecule 1: coat protein



- Molecule 1: coat protein



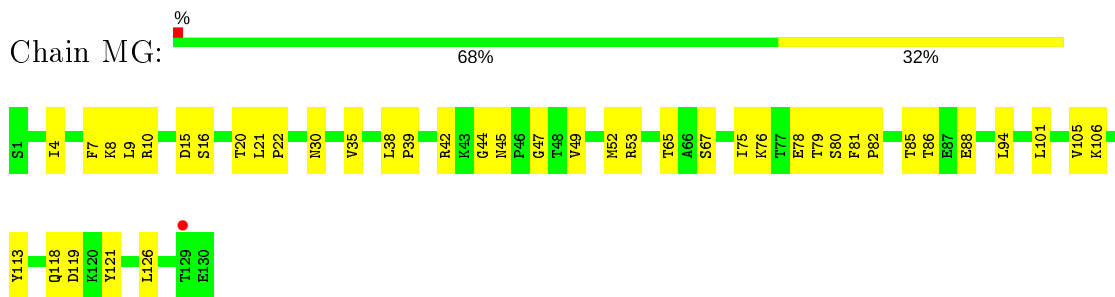
- Molecule 1: coat protein



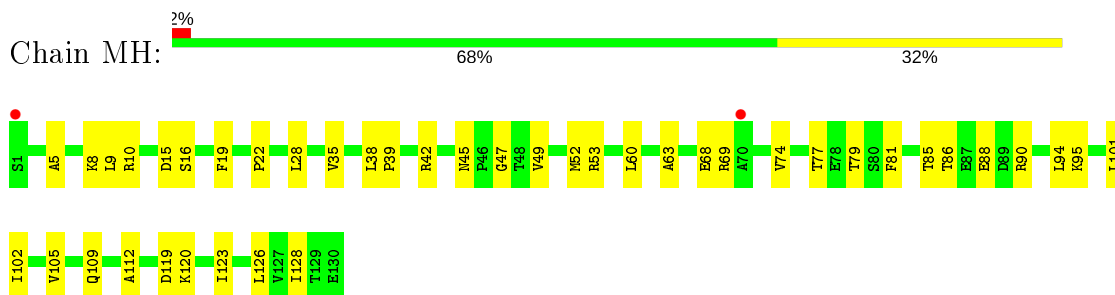
- Molecule 1: coat protein



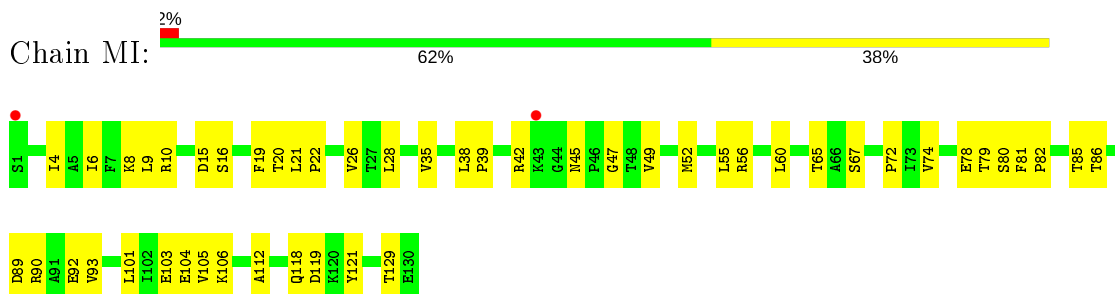
- Molecule 1: coat protein



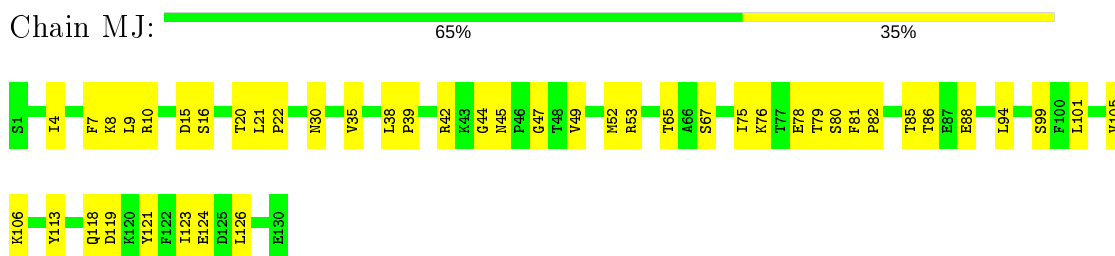
- Molecule 1: coat protein



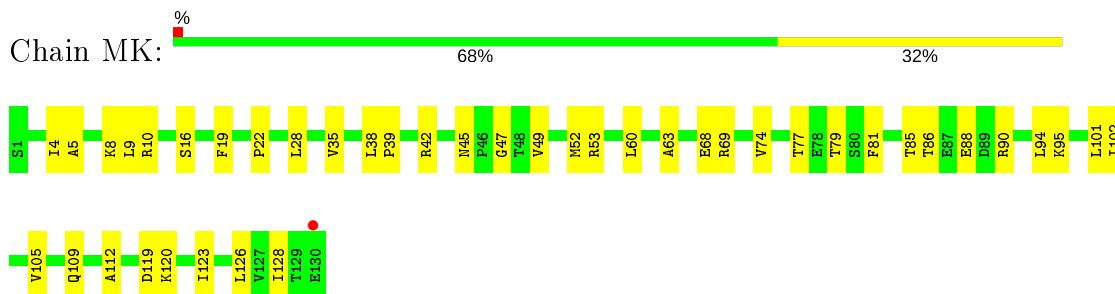
- Molecule 1: coat protein



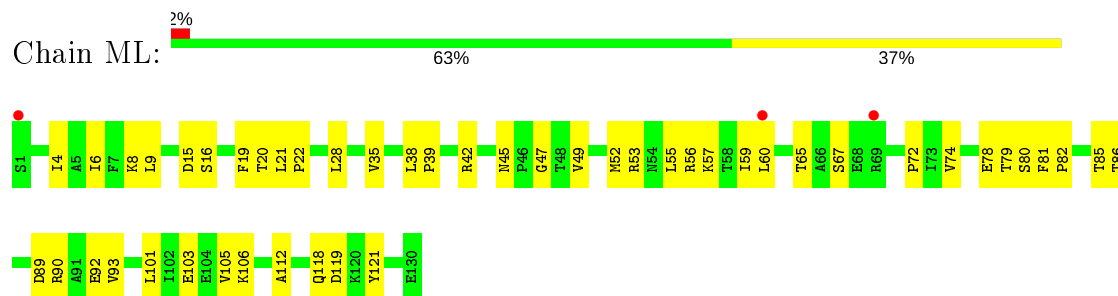
- Molecule 1: coat protein



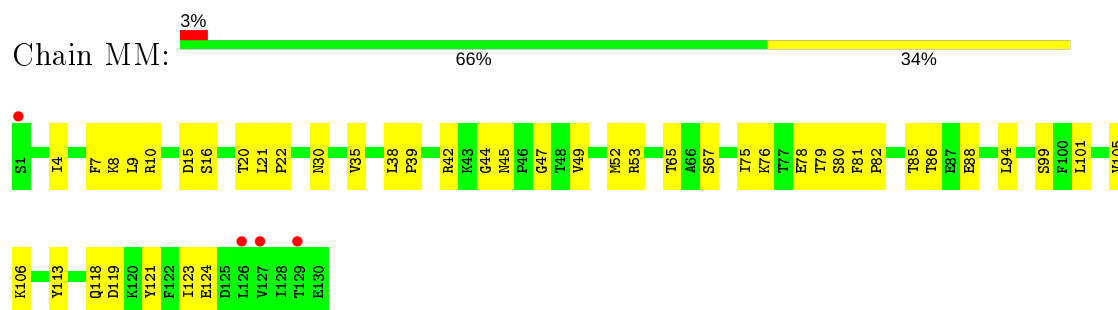
- Molecule 1: coat protein



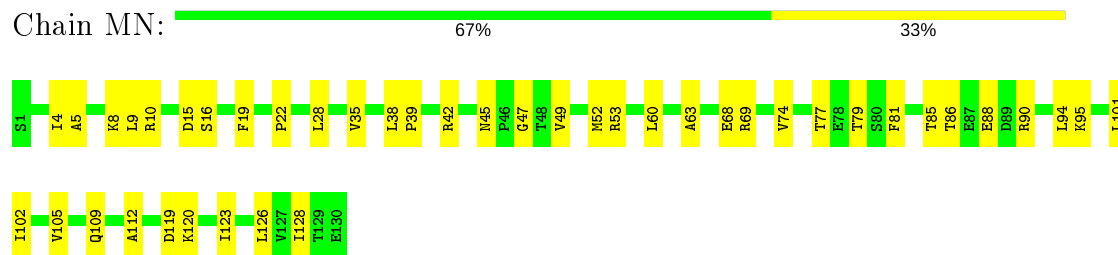
- Molecule 1: coat protein



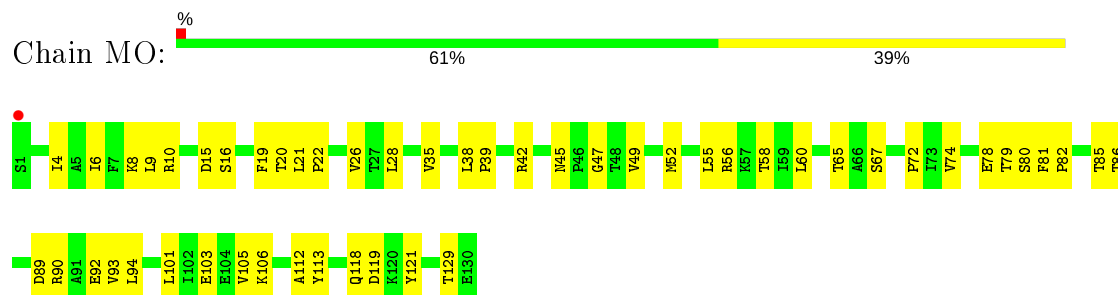
- Molecule 1: coat protein



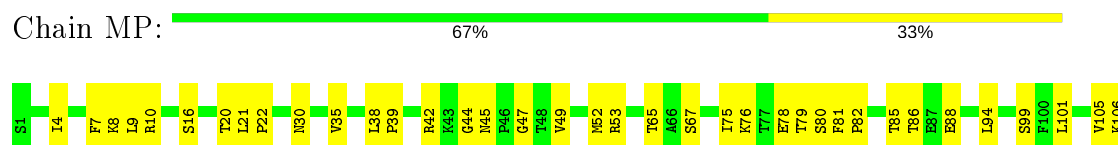
- Molecule 1: coat protein



- Molecule 1: coat protein

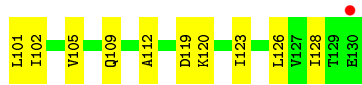
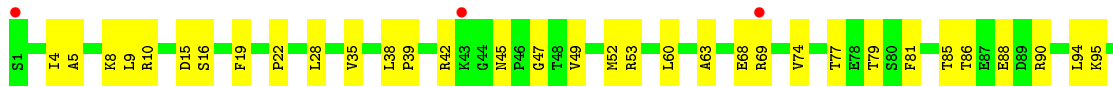


- Molecule 1: coat protein





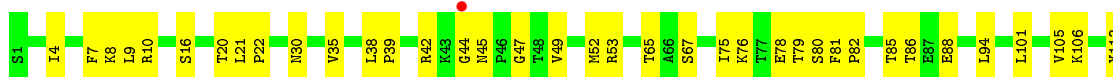
- Molecule 1: coat protein



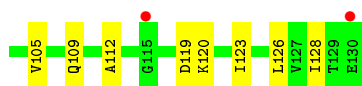
- Molecule 1: coat protein



- Molecule 1: coat protein

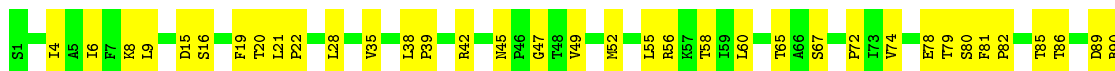


- Molecule 1: coat protein

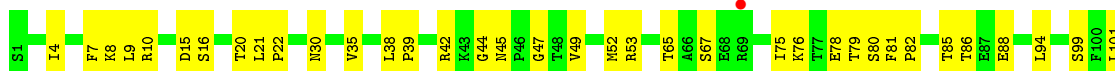


- Molecule 1: coat protein

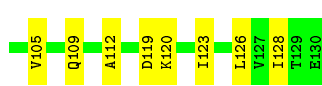
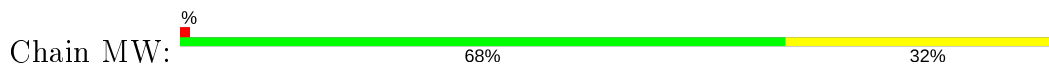




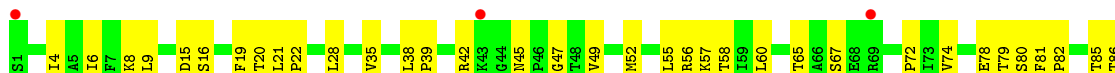
• Molecule 1: coat protein



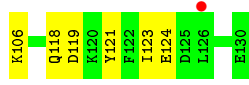
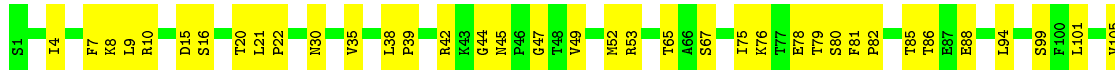
• Molecule 1: coat protein



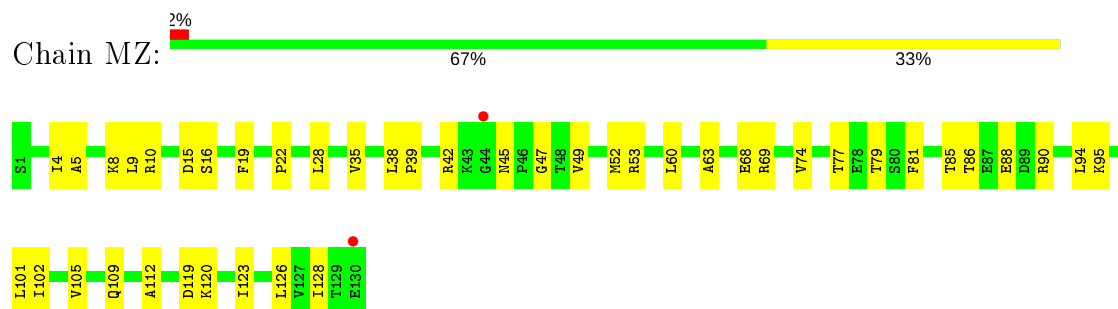
• Molecule 1: coat protein



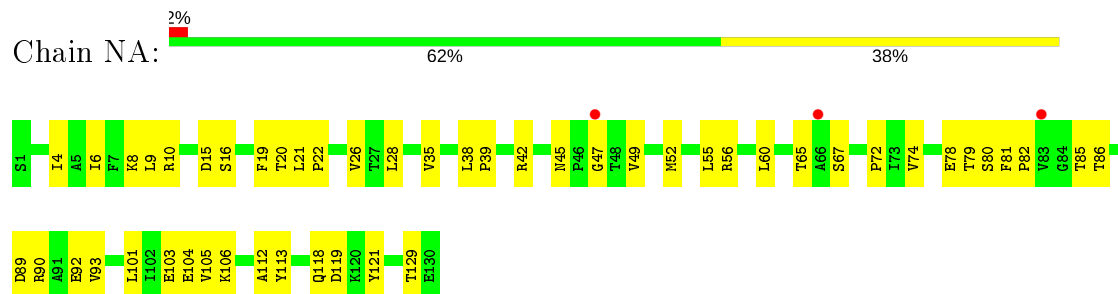
• Molecule 1: coat protein



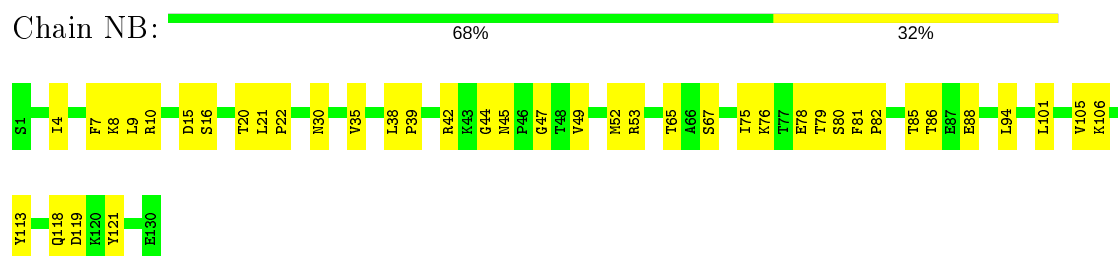
• Molecule 1: coat protein



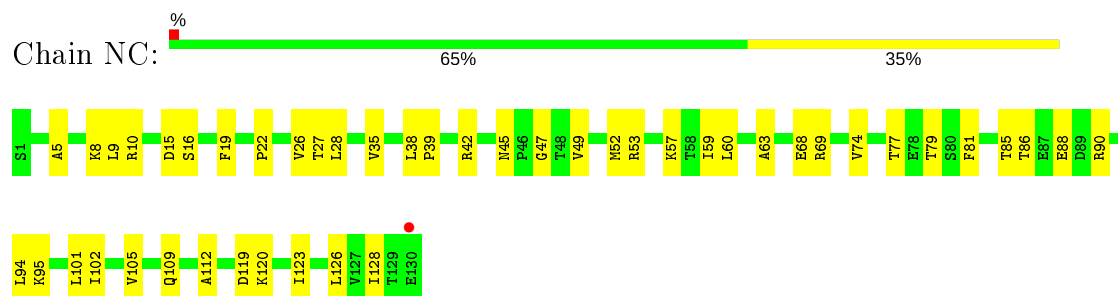
- Molecule 1: coat protein



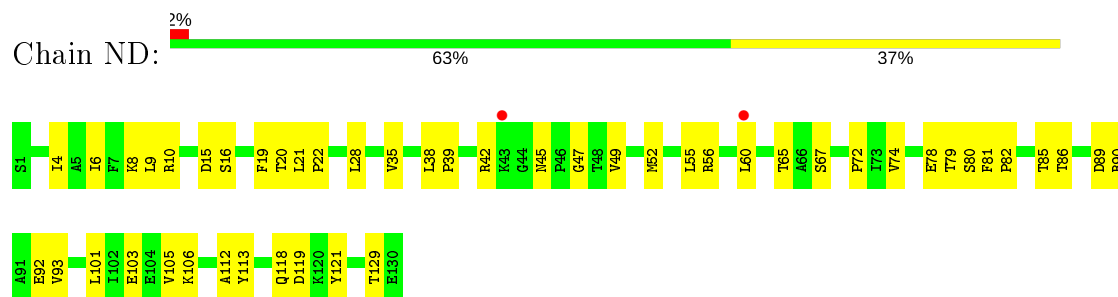
- Molecule 1: coat protein



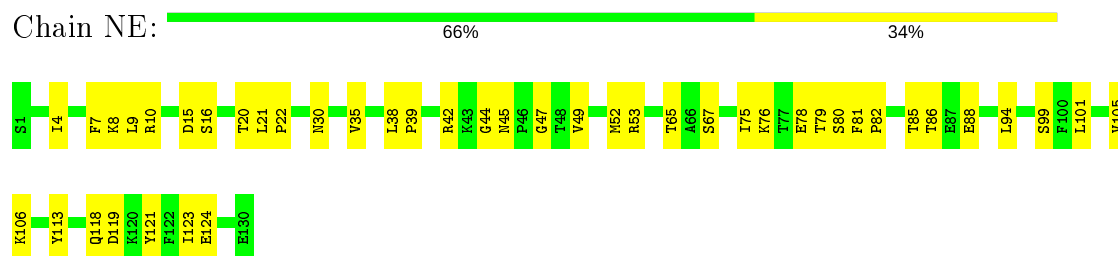
- Molecule 1: coat protein



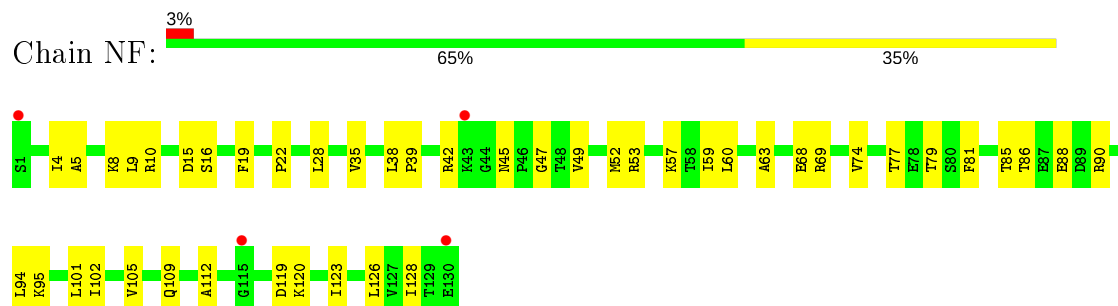
- Molecule 1: coat protein



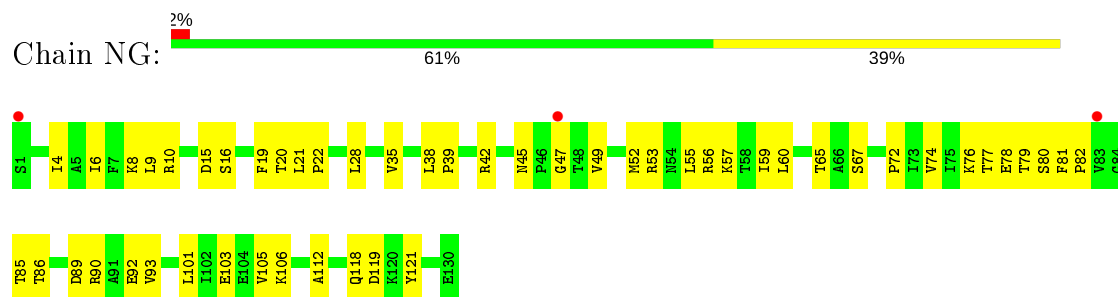
- Molecule 1: coat protein



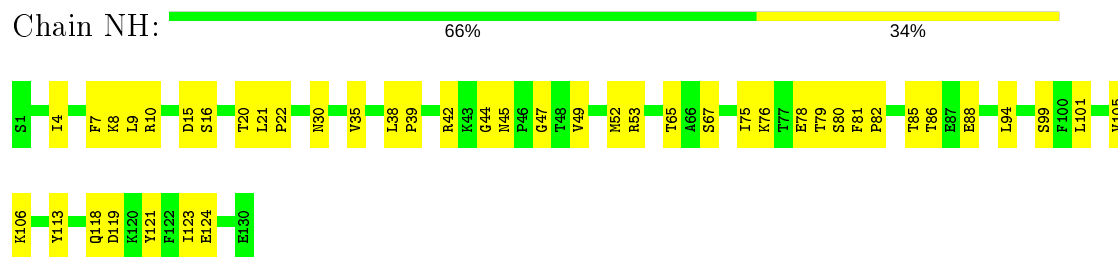
- Molecule 1: coat protein




- Molecule 1: coat protein



- Molecule 1: coat protein

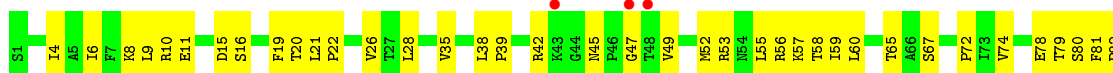


- Molecule 1: coat protein

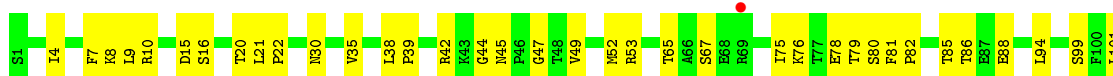




- Molecule 1: coat protein



- Molecule 1: coat protein



- Molecule 1: coat protein

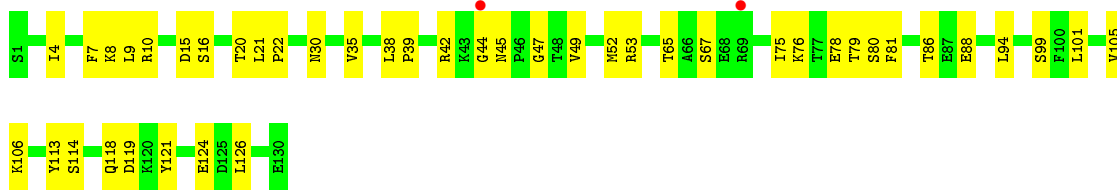


- Molecule 1: coat protein

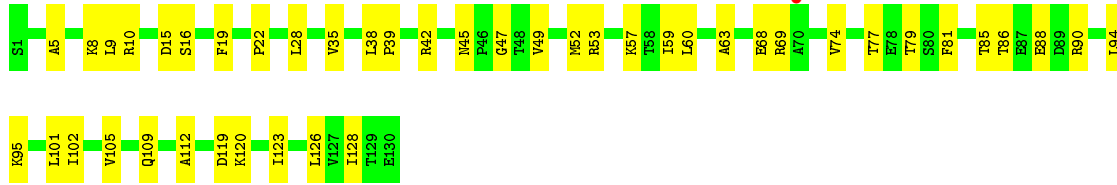


- Molecule 1: coat protein

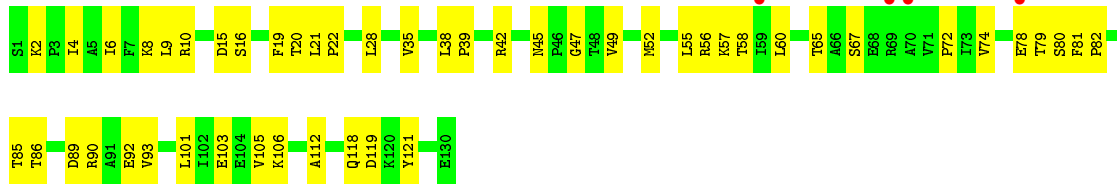




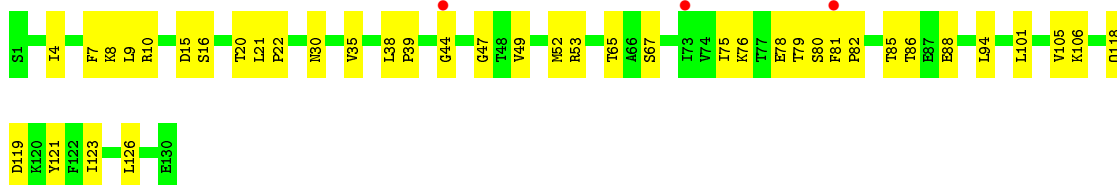
• Molecule 1: coat protein



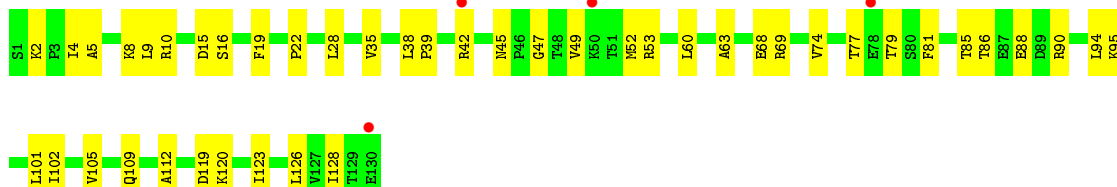
• Molecule 1: coat protein



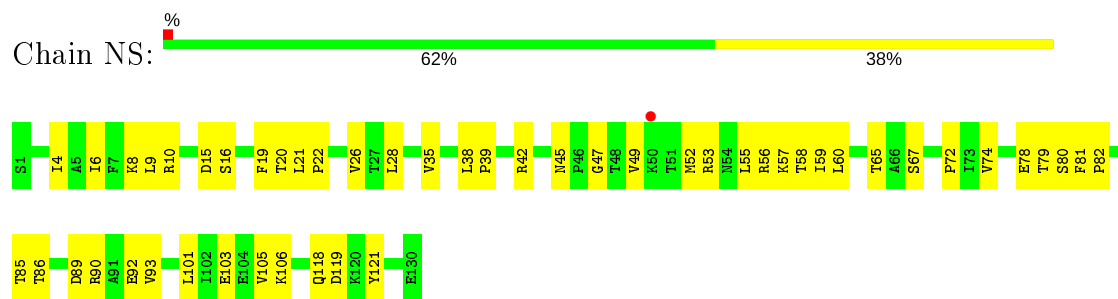
• Molecule 1: coat protein



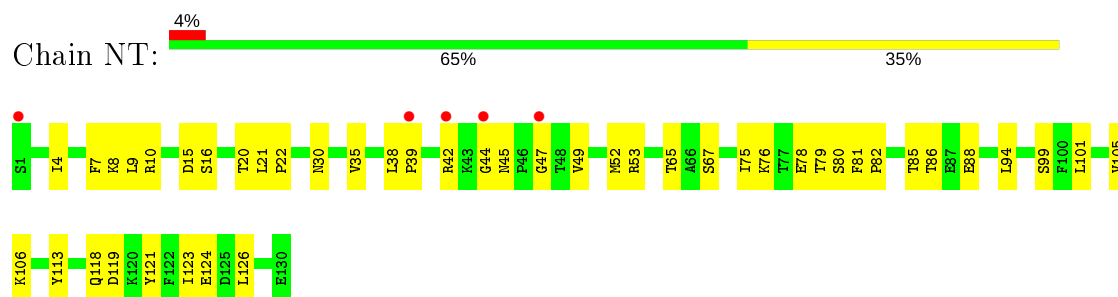
• Molecule 1: coat protein



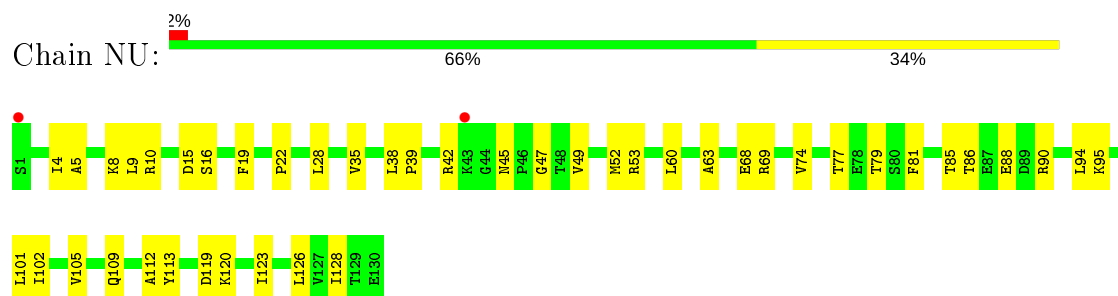
• Molecule 1: coat protein



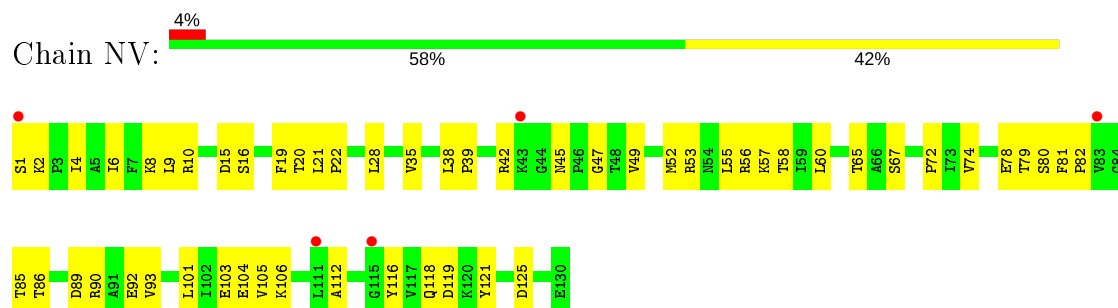
- Molecule 1: coat protein



- Molecule 1: coat protein



- Molecule 1: coat protein



4 Data and refinement statistics

Property	Value	Source
Space group	P 1	Depositor
Cell constants a, b, c, α , β , γ	291.94Å 292.53Å 469.20Å 75.79° 77.92° 69.51°	Depositor
Resolution (Å)	49.83 – 3.90 49.83 – 3.90	Depositor EDS
% Data completeness (in resolution range)	95.4 (49.83-3.90) 96.3 (49.83-3.90)	Depositor EDS
R_{merge}	0.21	Depositor
R_{sym}	(Not available)	Depositor
$\langle I/\sigma(I) \rangle$ ¹	1.02 (at 3.88Å)	Xtrriage
Refinement program	PHENIX 1.14_3260	Depositor
R, R_{free}	0.282 , 0.285 0.284 , 0.287	Depositor DCC
R_{free} test set	20042 reflections (1.63%)	wwPDB-VP
Wilson B-factor (Å ²)	146.8	Xtrriage
Anisotropy	0.146	Xtrriage
Bulk solvent k_{sol} (e/Å ³), B_{sol} (Å ²)	0.27 , 128.6	EDS
L-test for twinning ²	$\langle L \rangle = 0.38$, $\langle L^2 \rangle = 0.21$	Xtrriage
Estimated twinning fraction	0.087 for -k,-h,-l	Xtrriage
F_o, F_c correlation	0.88	EDS
Total number of atoms	363000	wwPDB-VP
Average B, all atoms (Å ²)	170.0	wwPDB-VP

Xtrriage's analysis on translational NCS is as follows: *The largest off-origin peak in the Patterson function is 2.26% of the height of the origin peak. No significant pseudotranslation is detected.*

¹Intensities estimated from amplitudes.

²Theoretical values of $\langle |L| \rangle$, $\langle L^2 \rangle$ for acentric reflections are 0.5, 0.333 respectively for untwinned datasets, and 0.375, 0.2 for perfectly twinned datasets.

5 Model quality [i](#)

5.1 Standard geometry [i](#)

Bond lengths and bond angles in the following residue types are not validated in this section:
CA

The Z score for a bond length (or angle) is the number of standard deviations the observed value is removed from the expected value. A bond length (or angle) with $|Z| > 5$ is considered an outlier worth inspection. RMSZ is the root-mean-square of all Z scores of the bond lengths (or angles).

Mol	Chain	Bond lengths		Bond angles	
		RMSZ	# Z >5	RMSZ	# Z >5
1	AA	0.39	0/1025	0.54	0/1389
1	AB	0.34	0/1025	0.54	0/1389
1	AC	0.37	0/1025	0.62	0/1389
1	AD	0.39	0/1025	0.54	0/1389
1	AE	0.35	0/1025	0.54	0/1389
1	AF	0.37	0/1025	0.62	0/1389
1	AG	0.39	0/1025	0.54	0/1389
1	AH	0.35	0/1025	0.54	0/1389
1	AI	0.37	0/1025	0.62	0/1389
1	AJ	0.39	0/1025	0.54	0/1389
1	AK	0.34	0/1025	0.54	0/1389
1	AL	0.37	0/1025	0.62	0/1389
1	AM	0.39	0/1025	0.54	0/1389
1	AN	0.34	0/1025	0.54	0/1389
1	AO	0.37	0/1025	0.62	0/1389
1	AP	0.39	0/1025	0.54	0/1389
1	AQ	0.34	0/1025	0.54	0/1389
1	AR	0.37	0/1025	0.62	0/1389
1	AS	0.39	0/1025	0.54	0/1389
1	AT	0.34	0/1025	0.54	0/1389
1	AU	0.37	0/1025	0.62	0/1389
1	AV	0.39	0/1025	0.54	0/1389
1	AW	0.35	0/1025	0.54	0/1389
1	AX	0.37	0/1025	0.62	0/1389
1	AY	0.39	0/1025	0.54	0/1389
1	AZ	0.34	0/1025	0.54	0/1389
1	BA	0.37	0/1025	0.62	0/1389
1	BB	0.39	0/1025	0.54	0/1389
1	BC	0.35	0/1025	0.54	0/1389
1	BD	0.37	0/1025	0.62	0/1389
1	BE	0.39	0/1025	0.53	0/1389
1	BF	0.34	0/1025	0.54	0/1389

Mol	Chain	Bond lengths		Bond angles	
		RMSZ	# Z >5	RMSZ	# Z >5
1	BG	0.37	0/1025	0.62	0/1389
1	BH	0.39	0/1025	0.53	0/1389
1	BI	0.35	0/1025	0.54	0/1389
1	BJ	0.37	0/1025	0.62	0/1389
1	BK	0.39	0/1025	0.54	0/1389
1	BL	0.35	0/1025	0.54	0/1389
1	BM	0.37	0/1025	0.62	0/1389
1	BN	0.39	0/1025	0.53	0/1389
1	BO	0.35	0/1025	0.54	0/1389
1	BP	0.37	0/1025	0.62	0/1389
1	BQ	0.39	0/1025	0.54	0/1389
1	BR	0.35	0/1025	0.54	0/1389
1	BS	0.37	0/1025	0.62	0/1389
1	BT	0.39	0/1025	0.54	0/1389
1	BU	0.35	0/1025	0.54	0/1389
1	BV	0.37	0/1025	0.62	0/1389
1	BW	0.39	0/1025	0.54	0/1389
1	BX	0.34	0/1025	0.54	0/1389
1	BY	0.37	0/1025	0.62	0/1389
1	BZ	0.39	0/1025	0.54	0/1389
1	CA	0.35	0/1025	0.54	0/1389
1	CB	0.37	0/1025	0.62	0/1389
1	CC	0.39	0/1025	0.54	0/1389
1	CD	0.34	0/1025	0.54	0/1389
1	CE	0.37	0/1025	0.62	0/1389
1	CF	0.39	0/1025	0.54	0/1389
1	CG	0.34	0/1025	0.54	0/1389
1	CH	0.37	0/1025	0.62	0/1389
1	CI	0.39	0/1025	0.54	0/1389
1	CJ	0.34	0/1025	0.54	0/1389
1	CK	0.37	0/1025	0.62	0/1389
1	CL	0.39	0/1025	0.54	0/1389
1	CM	0.34	0/1025	0.54	0/1389
1	CN	0.37	0/1025	0.62	0/1389
1	CO	0.39	0/1025	0.54	0/1389
1	CP	0.35	0/1025	0.54	0/1389
1	CQ	0.37	0/1025	0.62	0/1389
1	CR	0.39	0/1025	0.54	0/1389
1	CS	0.35	0/1025	0.54	0/1389
1	CT	0.37	0/1025	0.62	0/1389
1	CU	0.39	0/1025	0.54	0/1389
1	CV	0.35	0/1025	0.54	0/1389
1	CW	0.37	0/1025	0.62	0/1389

Mol	Chain	Bond lengths		Bond angles	
		RMSZ	# Z >5	RMSZ	# Z >5
1	CX	0.39	0/1025	0.53	0/1389
1	CY	0.34	0/1025	0.54	0/1389
1	CZ	0.37	0/1025	0.62	0/1389
1	DA	0.39	0/1025	0.53	0/1389
1	DB	0.34	0/1025	0.54	0/1389
1	DC	0.37	0/1025	0.62	0/1389
1	DD	0.39	0/1025	0.54	0/1389
1	DE	0.34	0/1025	0.54	0/1389
1	DF	0.37	0/1025	0.62	0/1389
1	DG	0.39	0/1025	0.53	0/1389
1	DH	0.34	0/1025	0.54	0/1389
1	DI	0.37	0/1025	0.62	0/1389
1	DJ	0.39	0/1025	0.54	0/1389
1	DK	0.35	0/1025	0.54	0/1389
1	DL	0.37	0/1025	0.62	0/1389
1	DM	0.39	0/1025	0.54	0/1389
1	DN	0.34	0/1025	0.54	0/1389
1	DO	0.37	0/1025	0.62	0/1389
1	DP	0.39	0/1025	0.53	0/1389
1	DQ	0.34	0/1025	0.54	0/1389
1	DR	0.37	0/1025	0.62	0/1389
1	DS	0.39	0/1025	0.54	0/1389
1	DT	0.35	0/1025	0.54	0/1389
1	DU	0.37	0/1025	0.62	0/1389
1	DV	0.39	0/1025	0.54	0/1389
1	DW	0.35	0/1025	0.54	0/1389
1	DX	0.37	0/1025	0.62	0/1389
1	DY	0.39	0/1025	0.54	0/1389
1	DZ	0.34	0/1025	0.54	0/1389
1	EA	0.37	0/1025	0.62	0/1389
1	EB	0.39	0/1025	0.54	0/1389
1	EC	0.35	0/1025	0.54	0/1389
1	ED	0.37	0/1025	0.62	0/1389
1	EE	0.39	0/1025	0.54	0/1389
1	EF	0.35	0/1025	0.54	0/1389
1	EG	0.37	0/1025	0.62	0/1389
1	EH	0.39	0/1025	0.54	0/1389
1	EI	0.35	0/1025	0.54	0/1389
1	EJ	0.37	0/1025	0.62	0/1389
1	EK	0.39	0/1025	0.54	0/1389
1	EL	0.35	0/1025	0.54	0/1389
1	EM	0.37	0/1025	0.62	0/1389
1	EN	0.39	0/1025	0.53	0/1389

Mol	Chain	Bond lengths		Bond angles	
		RMSZ	# Z >5	RMSZ	# Z >5
1	EO	0.34	0/1025	0.54	0/1389
1	EP	0.37	0/1025	0.62	0/1389
1	EQ	0.39	0/1025	0.54	0/1389
1	ER	0.34	0/1025	0.54	0/1389
1	ES	0.37	0/1025	0.62	0/1389
1	ET	0.39	0/1025	0.54	0/1389
1	EU	0.34	0/1025	0.54	0/1389
1	EV	0.37	0/1025	0.62	0/1389
1	EW	0.39	0/1025	0.54	0/1389
1	EX	0.34	0/1025	0.54	0/1389
1	EY	0.37	0/1025	0.62	0/1389
1	EZ	0.39	0/1025	0.54	0/1389
1	FA	0.35	0/1025	0.54	0/1389
1	FB	0.37	0/1025	0.62	0/1389
1	FC	0.39	0/1025	0.54	0/1389
1	FD	0.34	0/1025	0.54	0/1389
1	FE	0.37	0/1025	0.62	0/1389
1	FF	0.39	0/1025	0.54	0/1389
1	FG	0.35	0/1025	0.54	0/1389
1	FH	0.37	0/1025	0.62	0/1389
1	FI	0.39	0/1025	0.54	0/1389
1	FJ	0.35	0/1025	0.54	0/1389
1	FK	0.37	0/1025	0.62	0/1389
1	FL	0.39	0/1025	0.54	0/1389
1	FM	0.34	0/1025	0.54	0/1389
1	FN	0.37	0/1025	0.62	0/1389
1	FO	0.39	0/1025	0.54	0/1389
1	FP	0.34	0/1025	0.54	0/1389
1	FQ	0.37	0/1025	0.62	0/1389
1	FR	0.39	0/1025	0.54	0/1389
1	FS	0.34	0/1025	0.54	0/1389
1	FT	0.37	0/1025	0.62	0/1389
1	FU	0.39	0/1025	0.54	0/1389
1	FV	0.34	0/1025	0.54	0/1389
1	FW	0.37	0/1025	0.62	0/1389
1	FX	0.39	0/1025	0.54	0/1389
1	FY	0.35	0/1025	0.54	0/1389
1	FZ	0.37	0/1025	0.62	0/1389
1	GA	0.39	0/1025	0.53	0/1389
1	GB	0.35	0/1025	0.54	0/1389
1	GC	0.37	0/1025	0.62	0/1389
1	GD	0.39	0/1025	0.54	0/1389
1	GE	0.35	0/1025	0.54	0/1389

Mol	Chain	Bond lengths		Bond angles	
		RMSZ	# Z >5	RMSZ	# Z >5
1	GF	0.37	0/1025	0.62	0/1389
1	GG	0.39	0/1025	0.54	0/1389
1	GH	0.34	0/1025	0.54	0/1389
1	GI	0.37	0/1025	0.62	0/1389
1	GJ	0.39	0/1025	0.53	0/1389
1	GK	0.34	0/1025	0.54	0/1389
1	GL	0.37	0/1025	0.62	0/1389
1	GM	0.39	0/1025	0.54	0/1389
1	GN	0.34	0/1025	0.54	0/1389
1	GO	0.37	0/1025	0.62	0/1389
1	GP	0.39	0/1025	0.54	0/1389
1	GQ	0.35	0/1025	0.54	0/1389
1	GR	0.37	0/1025	0.62	0/1389
1	GS	0.39	0/1025	0.54	0/1389
1	GT	0.35	0/1025	0.54	0/1389
1	GU	0.37	0/1025	0.62	0/1389
1	GV	0.39	0/1025	0.54	0/1389
1	GW	0.34	0/1025	0.54	0/1389
1	GX	0.37	0/1025	0.62	0/1389
1	GY	0.39	0/1025	0.54	0/1389
1	GZ	0.35	0/1025	0.54	0/1389
1	HA	0.37	0/1025	0.62	0/1389
1	HB	0.39	0/1025	0.54	0/1389
1	HC	0.34	0/1025	0.54	0/1389
1	HD	0.37	0/1025	0.62	0/1389
1	HE	0.39	0/1025	0.54	0/1389
1	HF	0.34	0/1025	0.54	0/1389
1	HG	0.37	0/1025	0.62	0/1389
1	HH	0.39	0/1025	0.54	0/1389
1	HI	0.35	0/1025	0.54	0/1389
1	HJ	0.37	0/1025	0.62	0/1389
1	HK	0.39	0/1025	0.54	0/1389
1	HL	0.35	0/1025	0.54	0/1389
1	HM	0.37	0/1025	0.62	0/1389
1	HN	0.39	0/1025	0.54	0/1389
1	HO	0.34	0/1025	0.54	0/1389
1	HP	0.37	0/1025	0.62	0/1389
1	HQ	0.39	0/1025	0.54	0/1389
1	HR	0.34	0/1025	0.54	0/1389
1	HS	0.37	0/1025	0.62	0/1389
1	HT	0.39	0/1025	0.54	0/1389
1	HU	0.35	0/1025	0.54	0/1389
1	HV	0.37	0/1025	0.62	0/1389

Mol	Chain	Bond lengths		Bond angles	
		RMSZ	# Z >5	RMSZ	# Z >5
1	HW	0.39	0/1025	0.54	0/1389
1	HX	0.35	0/1025	0.54	0/1389
1	HY	0.37	0/1025	0.62	0/1389
1	HZ	0.39	0/1025	0.54	0/1389
1	IA	0.35	0/1025	0.54	0/1389
1	IB	0.37	0/1025	0.62	0/1389
1	IC	0.39	0/1025	0.54	0/1389
1	ID	0.35	0/1025	0.54	0/1389
1	IE	0.37	0/1025	0.62	0/1389
1	IF	0.39	0/1025	0.54	0/1389
1	IG	0.34	0/1025	0.54	0/1389
1	IH	0.37	0/1025	0.62	0/1389
1	II	0.39	0/1025	0.54	0/1389
1	IJ	0.34	0/1025	0.54	0/1389
1	IK	0.37	0/1025	0.62	0/1389
1	IL	0.39	0/1025	0.54	0/1389
1	IM	0.35	0/1025	0.54	0/1389
1	IN	0.37	0/1025	0.62	0/1389
1	IO	0.39	0/1025	0.54	0/1389
1	IP	0.34	0/1025	0.54	0/1389
1	IQ	0.37	0/1025	0.62	0/1389
1	IR	0.39	0/1025	0.54	0/1389
1	IS	0.35	0/1025	0.54	0/1389
1	IT	0.37	0/1025	0.62	0/1389
1	IU	0.39	0/1025	0.54	0/1389
1	IV	0.35	0/1025	0.54	0/1389
1	IW	0.37	0/1025	0.62	0/1389
1	IX	0.39	0/1025	0.54	0/1389
1	IY	0.35	0/1025	0.54	0/1389
1	IZ	0.37	0/1025	0.62	0/1389
1	JA	0.39	0/1025	0.54	0/1389
1	JB	0.35	0/1025	0.54	0/1389
1	JC	0.37	0/1025	0.62	0/1389
1	JD	0.39	0/1025	0.54	0/1389
1	JE	0.34	0/1025	0.54	0/1389
1	JF	0.37	0/1025	0.62	0/1389
1	JG	0.39	0/1025	0.54	0/1389
1	JH	0.34	0/1025	0.54	0/1389
1	JI	0.37	0/1025	0.62	0/1389
1	JJ	0.39	0/1025	0.53	0/1389
1	JK	0.34	0/1025	0.54	0/1389
1	JL	0.37	0/1025	0.62	0/1389
1	JM	0.39	0/1025	0.54	0/1389

Mol	Chain	Bond lengths		Bond angles	
		RMSZ	# Z >5	RMSZ	# Z >5
1	JN	0.34	0/1025	0.54	0/1389
1	JO	0.37	0/1025	0.62	0/1389
1	JP	0.39	0/1025	0.54	0/1389
1	JQ	0.35	0/1025	0.54	0/1389
1	JR	0.37	0/1025	0.62	0/1389
1	JS	0.39	0/1025	0.54	0/1389
1	JT	0.34	0/1025	0.54	0/1389
1	JU	0.37	0/1025	0.62	0/1389
1	JV	0.39	0/1025	0.54	0/1389
1	JW	0.34	0/1025	0.54	0/1389
1	JX	0.37	0/1025	0.62	0/1389
1	JY	0.39	0/1025	0.54	0/1389
1	JZ	0.34	0/1025	0.54	0/1389
1	KA	0.37	0/1025	0.62	0/1389
1	KB	0.39	0/1025	0.54	0/1389
1	KC	0.35	0/1025	0.54	0/1389
1	KD	0.37	0/1025	0.62	0/1389
1	KE	0.39	0/1025	0.54	0/1389
1	KF	0.34	0/1025	0.54	0/1389
1	KG	0.37	0/1025	0.62	0/1389
1	KH	0.39	0/1025	0.54	0/1389
1	KI	0.34	0/1025	0.54	0/1389
1	KJ	0.37	0/1025	0.62	0/1389
1	KK	0.39	0/1025	0.54	0/1389
1	KL	0.34	0/1025	0.54	0/1389
1	KM	0.37	0/1025	0.62	0/1389
1	KN	0.39	0/1025	0.54	0/1389
1	KO	0.34	0/1025	0.54	0/1389
1	KP	0.37	0/1025	0.62	0/1389
1	KQ	0.39	0/1025	0.54	0/1389
1	KR	0.34	0/1025	0.54	0/1389
1	KS	0.37	0/1025	0.62	0/1389
1	KT	0.39	0/1025	0.53	0/1389
1	KU	0.34	0/1025	0.54	0/1389
1	KV	0.37	0/1025	0.62	0/1389
1	KW	0.39	0/1025	0.53	0/1389
1	KX	0.34	0/1025	0.54	0/1389
1	KY	0.37	0/1025	0.62	0/1389
1	KZ	0.39	0/1025	0.53	0/1389
1	LA	0.34	0/1025	0.54	0/1389
1	LB	0.37	0/1025	0.62	0/1389
1	LC	0.39	0/1025	0.54	0/1389
1	LD	0.35	0/1025	0.54	0/1389

Mol	Chain	Bond lengths		Bond angles	
		RMSZ	# Z >5	RMSZ	# Z >5
1	LE	0.37	0/1025	0.62	0/1389
1	LF	0.39	0/1025	0.53	0/1389
1	LG	0.35	0/1025	0.54	0/1389
1	LH	0.37	0/1025	0.62	0/1389
1	LI	0.39	0/1025	0.54	0/1389
1	LJ	0.35	0/1025	0.54	0/1389
1	LK	0.37	0/1025	0.62	0/1389
1	LL	0.39	0/1025	0.54	0/1389
1	LM	0.35	0/1025	0.54	0/1389
1	LN	0.37	0/1025	0.62	0/1389
1	LO	0.39	0/1025	0.54	0/1389
1	LP	0.35	0/1025	0.54	0/1389
1	LQ	0.37	0/1025	0.62	0/1389
1	LR	0.39	0/1025	0.54	0/1389
1	LS	0.34	0/1025	0.54	0/1389
1	LT	0.37	0/1025	0.62	0/1389
1	LU	0.39	0/1025	0.54	0/1389
1	LV	0.35	0/1025	0.54	0/1389
1	LW	0.37	0/1025	0.62	0/1389
1	LX	0.39	0/1025	0.54	0/1389
1	LY	0.34	0/1025	0.54	0/1389
1	LZ	0.37	0/1025	0.62	0/1389
1	MA	0.39	0/1025	0.54	0/1389
1	MB	0.35	0/1025	0.54	0/1389
1	MC	0.37	0/1025	0.62	0/1389
1	MD	0.39	0/1025	0.54	0/1389
1	ME	0.34	0/1025	0.54	0/1389
1	MF	0.37	0/1025	0.62	0/1389
1	MG	0.39	0/1025	0.53	0/1389
1	MH	0.34	0/1025	0.54	0/1389
1	MI	0.37	0/1025	0.62	0/1389
1	MJ	0.39	0/1025	0.54	0/1389
1	MK	0.34	0/1025	0.54	0/1389
1	ML	0.37	0/1025	0.62	0/1389
1	MM	0.39	0/1025	0.54	0/1389
1	MN	0.35	0/1025	0.54	0/1389
1	MO	0.37	0/1025	0.62	0/1389
1	MP	0.39	0/1025	0.53	0/1389
1	MQ	0.35	0/1025	0.54	0/1389
1	MR	0.37	0/1025	0.62	0/1389
1	MS	0.39	0/1025	0.54	0/1389
1	MT	0.35	0/1025	0.54	0/1389
1	MU	0.37	0/1025	0.62	0/1389

Mol	Chain	Bond lengths		Bond angles	
		RMSZ	# Z >5	RMSZ	# Z >5
1	MV	0.39	0/1025	0.54	0/1389
1	MW	0.35	0/1025	0.54	0/1389
1	MX	0.37	0/1025	0.62	0/1389
1	MY	0.39	0/1025	0.54	0/1389
1	MZ	0.35	0/1025	0.54	0/1389
1	NA	0.37	0/1025	0.62	0/1389
1	NB	0.39	0/1025	0.54	0/1389
1	NC	0.34	0/1025	0.54	0/1389
1	ND	0.37	0/1025	0.62	0/1389
1	NE	0.39	0/1025	0.54	0/1389
1	NF	0.34	0/1025	0.54	0/1389
1	NG	0.37	0/1025	0.62	0/1389
1	NH	0.39	0/1025	0.53	0/1389
1	NI	0.35	0/1025	0.54	0/1389
1	NJ	0.37	0/1025	0.62	0/1389
1	NK	0.39	0/1025	0.54	0/1389
1	NL	0.35	0/1025	0.54	0/1389
1	NM	0.37	0/1025	0.62	0/1389
1	NN	0.39	0/1025	0.54	0/1389
1	NO	0.34	0/1025	0.54	0/1389
1	NP	0.37	0/1025	0.62	0/1389
1	NQ	0.39	0/1025	0.53	0/1389
1	NR	0.34	0/1025	0.54	0/1389
1	NS	0.37	0/1025	0.62	0/1389
1	NT	0.39	0/1025	0.54	0/1389
1	NU	0.34	0/1025	0.54	0/1389
1	NV	0.37	0/1025	0.62	0/1389
All	All	0.37	0/369000	0.57	0/500040

There are no bond length outliers.

There are no bond angle outliers.

There are no chirality outliers.

There are no planarity outliers.

5.2 Too-close contacts

In the following table, the Non-H and H(model) columns list the number of non-hydrogen atoms and hydrogen atoms in the chain respectively. The H(added) column lists the number of hydrogen atoms added and optimized by MolProbity. The Clashes column lists the number of clashes within the asymmetric unit, whereas Symm-Clashes lists symmetry related clashes.

Mol	Chain	Non-H	H(model)	H(added)	Clashes	Symm-Clashes
1	AA	1008	0	1043	37	0
1	AB	1008	0	1043	41	0
1	AC	1008	0	1043	49	0
1	AD	1008	0	1043	41	0
1	AE	1008	0	1043	53	0
1	AF	1008	0	1043	42	0
1	AG	1008	0	1043	39	0
1	AH	1008	0	1043	40	0
1	AI	1008	0	1043	39	0
1	AJ	1008	0	1043	40	0
1	AK	1008	0	1043	36	0
1	AL	1008	0	1043	37	0
1	AM	1008	0	1043	38	0
1	AN	1008	0	1043	39	0
1	AO	1008	0	1043	36	0
1	AP	1008	0	1043	41	0
1	AQ	1008	0	1043	47	0
1	AR	1008	0	1043	38	0
1	AS	1008	0	1043	37	0
1	AT	1008	0	1043	39	0
1	AU	1008	0	1043	33	0
1	AV	1008	0	1043	43	0
1	AW	1008	0	1043	38	0
1	AX	1008	0	1043	33	0
1	AY	1008	0	1043	37	0
1	AZ	1008	0	1043	38	0
1	BA	1008	0	1043	35	0
1	BB	1008	0	1043	47	0
1	BC	1008	0	1043	39	0
1	BD	1008	0	1043	41	0
1	BE	1008	0	1043	41	0
1	BF	1008	0	1043	38	0
1	BG	1008	0	1043	39	0
1	BH	1008	0	1043	41	0
1	BI	1008	0	1043	36	0
1	BJ	1008	0	1043	42	0
1	BK	1008	0	1043	37	0
1	BL	1008	0	1043	36	2
1	BM	1008	0	1043	36	0
1	BN	1008	0	1043	37	0
1	BO	1008	0	1043	35	0
1	BP	1008	0	1043	44	0
1	BQ	1008	0	1043	38	0

Continued on next page...

Continued from previous page...

Mol	Chain	Non-H	H(model)	H(added)	Clashes	Symm-Clashes
1	BR	1008	0	1043	39	8
1	BS	1008	0	1043	41	17
1	BT	1008	0	1043	45	0
1	BU	1008	0	1043	38	0
1	BV	1008	0	1043	41	0
1	BW	1008	0	1043	36	0
1	BX	1008	0	1043	35	0
1	BY	1008	0	1043	33	0
1	BZ	1008	0	1043	42	0
1	CA	1008	0	1043	36	0
1	CB	1008	0	1043	53	0
1	CC	1008	0	1043	39	0
1	CD	1008	0	1043	38	0
1	CE	1008	0	1043	38	0
1	CF	1008	0	1043	36	0
1	CG	1008	0	1043	37	0
1	CH	1008	0	1043	39	0
1	CI	1008	0	1043	42	0
1	CJ	1008	0	1043	38	0
1	CK	1008	0	1043	40	0
1	CL	1008	0	1043	41	1
1	CM	1008	0	1043	36	4
1	CN	1008	0	1043	44	0
1	CO	1008	0	1043	40	0
1	CP	1008	0	1043	40	0
1	CQ	1008	0	1043	39	0
1	CR	1008	0	1043	39	1
1	CS	1008	0	1043	40	9
1	CT	1008	0	1043	36	0
1	CU	1008	0	1043	37	0
1	CV	1008	0	1043	40	0
1	CW	1008	0	1043	39	0
1	CX	1008	0	1043	37	0
1	CY	1008	0	1043	44	0
1	CZ	1008	0	1043	34	0
1	DA	1008	0	1043	37	0
1	DB	1008	0	1043	40	0
1	DC	1008	0	1043	42	0
1	DD	1008	0	1043	37	0
1	DE	1008	0	1043	40	0
1	DF	1008	0	1043	34	0
1	DG	1008	0	1043	37	0

Continued on next page...

Continued from previous page...

Mol	Chain	Non-H	H(model)	H(added)	Clashes	Symm-Clashes
1	DH	1008	0	1043	38	0
1	DI	1008	0	1043	38	0
1	DJ	1008	0	1043	37	0
1	DK	1008	0	1043	42	2
1	DL	1008	0	1043	39	0
1	DM	1008	0	1043	38	0
1	DN	1008	0	1043	39	0
1	DO	1008	0	1043	48	0
1	DP	1008	0	1043	35	0
1	DQ	1008	0	1043	39	0
1	DR	1008	0	1043	40	0
1	DS	1008	0	1043	39	2
1	DT	1008	0	1043	37	3
1	DU	1008	0	1043	35	0
1	DV	1008	0	1043	41	0
1	DW	1008	0	1043	37	0
1	DX	1008	0	1043	39	0
1	DY	1008	0	1043	38	0
1	DZ	1008	0	1043	36	0
1	EA	1008	0	1043	36	0
1	EB	1008	0	1043	39	0
1	EC	1008	0	1043	36	0
1	ED	1008	0	1043	37	1
1	EE	1008	0	1043	34	9
1	EF	1008	0	1043	39	1
1	EG	1008	0	1043	37	0
1	EH	1008	0	1043	38	1
1	EI	1008	0	1043	35	2
1	EJ	1008	0	1043	36	0
1	EK	1008	0	1043	40	0
1	EL	1008	0	1043	41	0
1	EM	1008	0	1043	36	0
1	EN	1008	0	1043	36	0
1	EO	1008	0	1043	40	9
1	EP	1008	0	1043	38	0
1	EQ	1008	0	1043	36	0
1	ER	1008	0	1043	34	0
1	ES	1008	0	1043	40	0
1	ET	1008	0	1043	38	0
1	EU	1008	0	1043	41	0
1	EV	1008	0	1043	41	0
1	EW	1008	0	1043	37	0

Continued on next page...

Continued from previous page...

Mol	Chain	Non-H	H(model)	H(added)	Clashes	Symm-Clashes
1	EX	1008	0	1043	38	0
1	EY	1008	0	1043	32	0
1	EZ	1008	0	1043	41	0
1	FA	1008	0	1043	35	0
1	FB	1008	0	1043	44	0
1	FC	1008	0	1043	38	0
1	FD	1008	0	1043	39	0
1	FE	1008	0	1043	38	0
1	FF	1008	0	1043	39	0
1	FG	1008	0	1043	35	0
1	FH	1008	0	1043	38	0
1	FI	1008	0	1043	36	0
1	FJ	1008	0	1043	39	0
1	FK	1008	0	1043	31	0
1	FL	1008	0	1043	39	0
1	FM	1008	0	1043	43	2
1	FN	1008	0	1043	54	14
1	FO	1008	0	1043	37	0
1	FP	1008	0	1043	41	0
1	FQ	1008	0	1043	38	0
1	FR	1008	0	1043	36	0
1	FS	1008	0	1043	40	0
1	FT	1008	0	1043	40	0
1	FU	1008	0	1043	39	0
1	FV	1008	0	1043	44	0
1	FW	1008	0	1043	39	0
1	FX	1008	0	1043	40	0
1	FY	1008	0	1043	37	0
1	FZ	1008	0	1043	47	0
1	GA	1008	0	1043	35	0
1	GB	1008	0	1043	42	0
1	GC	1008	0	1043	42	14
1	GD	1008	0	1043	37	0
1	GE	1008	0	1043	39	0
1	GF	1008	0	1043	37	0
1	GG	1008	0	1043	37	0
1	GH	1008	0	1043	37	0
1	GI	1008	0	1043	40	0
1	GJ	1008	0	1043	40	0
1	GK	1008	0	1043	39	0
1	GL	1008	0	1043	32	0
1	GM	1008	0	1043	38	0

Continued on next page...

Continued from previous page...

Mol	Chain	Non-H	H(model)	H(added)	Clashes	Symm-Clashes
1	GN	1008	0	1043	43	0
1	GO	1008	0	1043	38	0
1	GP	1008	0	1043	37	0
1	GQ	1008	0	1043	38	0
1	GR	1008	0	1043	35	3
1	GS	1008	0	1043	41	0
1	GT	1008	0	1043	39	0
1	GU	1008	0	1043	39	2
1	GV	1008	0	1043	36	0
1	GW	1008	0	1043	38	0
1	GX	1008	0	1043	38	0
1	GY	1008	0	1043	39	0
1	GZ	1008	0	1043	37	0
1	HA	1008	0	1043	46	0
1	HB	1008	0	1043	39	0
1	HC	1008	0	1043	38	0
1	HD	1008	0	1043	40	0
1	HE	1008	0	1043	38	0
1	HF	1008	0	1043	42	0
1	HG	1008	0	1043	46	0
1	HH	1008	0	1043	39	0
1	HI	1008	0	1043	38	0
1	HJ	1008	0	1043	37	0
1	HK	1008	0	1043	40	0
1	HL	1008	0	1043	41	0
1	HM	1008	0	1043	42	0
1	HN	1008	0	1043	37	0
1	HO	1008	0	1043	37	0
1	HP	1008	0	1043	39	0
1	HQ	1008	0	1043	37	0
1	HR	1008	0	1043	41	0
1	HS	1008	0	1043	40	0
1	HT	1008	0	1043	38	0
1	HU	1008	0	1043	38	0
1	HV	1008	0	1043	36	0
1	HW	1008	0	1043	40	0
1	HX	1008	0	1043	36	0
1	HY	1008	0	1043	32	0
1	HZ	1008	0	1043	39	0
1	IA	1008	0	1043	36	0
1	IB	1008	0	1043	35	0
1	IC	1008	0	1043	42	1

Continued on next page...

Continued from previous page...

Mol	Chain	Non-H	H(model)	H(added)	Clashes	Symm-Clashes
1	ID	1008	0	1043	37	2
1	IE	1008	0	1043	39	0
1	IF	1008	0	1043	34	0
1	IG	1008	0	1043	42	0
1	IH	1008	0	1043	40	0
1	II	1008	0	1043	38	0
1	IJ	1008	0	1043	44	0
1	IK	1008	0	1043	39	5
1	IL	1008	0	1043	37	2
1	IM	1008	0	1043	37	0
1	IN	1008	0	1043	35	14
1	IO	1008	0	1043	38	0
1	IP	1008	0	1043	42	2
1	IQ	1008	0	1043	39	0
1	IR	1008	0	1043	39	0
1	IS	1008	0	1043	42	0
1	IT	1008	0	1043	44	0
1	IU	1008	0	1043	39	0
1	IV	1008	0	1043	40	0
1	IW	1008	0	1043	38	0
1	IX	1008	0	1043	36	0
1	IY	1008	0	1043	39	0
1	IZ	1008	0	1043	41	0
1	JA	1008	0	1043	39	0
1	JB	1008	0	1043	37	0
1	JC	1008	0	1043	42	5
1	JD	1008	0	1043	39	0
1	JE	1008	0	1043	40	0
1	JF	1008	0	1043	53	8
1	JG	1008	0	1043	39	0
1	JH	1008	0	1043	40	0
1	JI	1008	0	1043	34	0
1	JJ	1008	0	1043	38	1
1	JK	1008	0	1043	44	2
1	JL	1008	0	1043	37	0
1	JM	1008	0	1043	38	0
1	JN	1008	0	1043	39	0
1	JO	1008	0	1043	39	0
1	JP	1008	0	1043	38	2
1	JQ	1008	0	1043	37	2
1	JR	1008	0	1043	35	0
1	JS	1008	0	1043	38	0

Continued on next page...

Continued from previous page...

Mol	Chain	Non-H	H(model)	H(added)	Clashes	Symm-Clashes
1	JT	1008	0	1043	35	0
1	JU	1008	0	1043	39	0
1	JV	1008	0	1043	40	0
1	JW	1008	0	1043	37	0
1	JX	1008	0	1043	38	0
1	JY	1008	0	1043	37	0
1	JZ	1008	0	1043	37	0
1	KA	1008	0	1043	41	0
1	KB	1008	0	1043	35	0
1	KC	1008	0	1043	37	0
1	KD	1008	0	1043	37	0
1	KE	1008	0	1043	38	0
1	KF	1008	0	1043	45	0
1	KG	1008	0	1043	37	0
1	KH	1008	0	1043	38	0
1	KI	1008	0	1043	40	0
1	KJ	1008	0	1043	48	0
1	KK	1008	0	1043	38	2
1	KL	1008	0	1043	36	1
1	KM	1008	0	1043	47	0
1	KN	1008	0	1043	36	0
1	KO	1008	0	1043	39	2
1	KP	1008	0	1043	44	0
1	KQ	1008	0	1043	39	8
1	KR	1008	0	1043	37	0
1	KS	1008	0	1043	49	17
1	KT	1008	0	1043	40	0
1	KU	1008	0	1043	45	0
1	KV	1008	0	1043	38	0
1	KW	1008	0	1043	38	0
1	KX	1008	0	1043	40	0
1	KY	1008	0	1043	39	0
1	KZ	1008	0	1043	41	0
1	LA	1008	0	1043	35	0
1	LB	1008	0	1043	36	6
1	LC	1008	0	1043	38	2
1	LD	1008	0	1043	38	2
1	LE	1008	0	1043	35	0
1	LF	1008	0	1043	42	2
1	LG	1008	0	1043	42	3
1	LH	1008	0	1043	40	0
1	LI	1008	0	1043	36	0

Continued on next page...

Continued from previous page...

Mol	Chain	Non-H	H(model)	H(added)	Clashes	Symm-Clashes
1	LJ	1008	0	1043	44	0
1	LK	1008	0	1043	34	0
1	LL	1008	0	1043	37	0
1	LM	1008	0	1043	42	0
1	LN	1008	0	1043	40	0
1	LO	1008	0	1043	40	0
1	LP	1008	0	1043	38	0
1	LQ	1008	0	1043	39	0
1	LR	1008	0	1043	34	1
1	LS	1008	0	1043	36	4
1	LT	1008	0	1043	40	0
1	LU	1008	0	1043	37	0
1	LV	1008	0	1043	36	0
1	LW	1008	0	1043	37	0
1	LX	1008	0	1043	39	0
1	LY	1008	0	1043	37	0
1	LZ	1008	0	1043	34	0
1	MA	1008	0	1043	37	0
1	MB	1008	0	1043	40	0
1	MC	1008	0	1043	43	0
1	MD	1008	0	1043	44	0
1	ME	1008	0	1043	34	0
1	MF	1008	0	1043	42	0
1	MG	1008	0	1043	39	0
1	MH	1008	0	1043	39	0
1	MI	1008	0	1043	38	0
1	MJ	1008	0	1043	40	0
1	MK	1008	0	1043	36	0
1	ML	1008	0	1043	39	0
1	MM	1008	0	1043	38	0
1	MN	1008	0	1043	34	0
1	MO	1008	0	1043	44	0
1	MP	1008	0	1043	37	0
1	MQ	1008	0	1043	38	0
1	MR	1008	0	1043	57	1
1	MS	1008	0	1043	38	0
1	MT	1008	0	1043	35	0
1	MU	1008	0	1043	33	0
1	MV	1008	0	1043	39	0
1	MW	1008	0	1043	39	0
1	MX	1008	0	1043	33	0
1	MY	1008	0	1043	37	0

Continued on next page...

Continued from previous page...

Mol	Chain	Non-H	H(model)	H(added)	Clashes	Symm-Clashes
1	MZ	1008	0	1043	41	0
1	NA	1008	0	1043	41	0
1	NB	1008	0	1043	38	0
1	NC	1008	0	1043	38	0
1	ND	1008	0	1043	35	0
1	NE	1008	0	1043	41	0
1	NF	1008	0	1043	37	0
1	NG	1008	0	1043	39	0
1	NH	1008	0	1043	36	0
1	NI	1008	0	1043	41	0
1	NJ	1008	0	1043	41	0
1	NK	1008	0	1043	38	0
1	NL	1008	0	1043	39	0
1	NM	1008	0	1043	38	0
1	NN	1008	0	1043	41	0
1	NO	1008	0	1043	37	0
1	NP	1008	0	1043	37	1
1	NQ	1008	0	1043	35	0
1	NR	1008	0	1043	37	5
1	NS	1008	0	1043	39	0
1	NT	1008	0	1043	38	0
1	NU	1008	0	1043	41	0
1	NV	1008	0	1043	49	14
2	AB	1	0	0	0	0
2	AH	1	0	0	0	0
2	AJ	1	0	0	0	0
2	AK	1	0	0	0	0
2	AN	1	0	0	0	0
2	AQ	1	0	0	0	0
2	AT	1	0	0	0	0
2	AW	1	0	0	0	0
2	AZ	1	0	0	0	0
2	BB	1	0	0	0	0
2	BC	1	0	0	0	0
2	BF	1	0	0	0	0
2	BI	1	0	0	0	0
2	BL	1	0	0	0	0
2	BO	1	0	0	0	0
2	BU	1	0	0	0	0
2	BX	1	0	0	0	0
2	CA	1	0	0	0	0
2	CD	1	0	0	0	0

Continued on next page...

Continued from previous page...

Mol	Chain	Non-H	H(model)	H(added)	Clashes	Symm-Clashes
2	CG	1	0	0	0	0
2	CJ	1	0	0	0	0
2	CM	1	0	0	0	0
2	CO	1	0	0	0	0
2	CP	1	0	0	0	0
2	CS	1	0	0	0	0
2	CV	1	0	0	0	0
2	CY	1	0	0	0	0
2	DB	1	0	0	0	0
2	DE	1	0	0	0	0
2	DH	1	0	0	0	0
2	DQ	1	0	0	0	0
2	DT	1	0	0	0	0
2	DW	1	0	0	0	0
2	DZ	1	0	0	0	0
2	EB	1	0	0	0	0
2	EC	1	0	0	0	0
2	EF	1	0	0	0	0
2	EI	1	0	0	0	0
2	EL	1	0	0	0	0
2	EO	1	0	0	0	0
2	ER	1	0	0	0	0
2	EU	1	0	0	0	0
2	EX	1	0	0	0	0
2	FA	1	0	0	0	0
2	FD	1	0	0	0	0
2	FG	1	0	0	0	0
2	FJ	1	0	0	0	0
2	FM	1	0	0	0	0
2	FS	1	0	0	0	0
2	FV	1	0	0	0	0
2	FY	1	0	0	0	0
2	GB	1	0	0	0	0
2	GE	1	0	0	0	0
2	GH	1	0	0	0	0
2	GK	1	0	0	0	0
2	GN	1	0	0	0	0
2	GQ	1	0	0	0	0
2	GS	1	0	0	0	0
2	GT	1	0	0	0	0
2	GW	1	0	0	0	0
2	GZ	1	0	0	0	0

Continued on next page...

Continued from previous page...

Mol	Chain	Non-H	H(model)	H(added)	Clashes	Symm-Clashes
2	HC	1	0	0	0	0
2	HF	1	0	0	0	0
2	HI	1	0	0	0	0
2	HL	1	0	0	0	0
2	HO	1	0	0	0	0
2	HR	1	0	0	0	0
2	HU	1	0	0	0	0
2	HX	1	0	0	0	0
2	IA	1	0	0	0	0
2	ID	1	0	0	0	0
2	IG	1	0	0	0	0
2	IJ	1	0	0	0	0
2	IM	1	0	0	0	0
2	IS	1	0	0	0	0
2	IV	1	0	0	0	0
2	IY	1	0	0	0	0
2	JB	1	0	0	0	0
2	JD	1	0	0	0	0
2	JE	1	0	0	0	0
2	JH	1	0	0	0	0
2	JN	1	0	0	0	0
2	JQ	1	0	0	0	0
2	JT	1	0	0	0	0
2	JW	1	0	0	0	0
2	JZ	1	0	0	0	0
2	KC	1	0	0	0	0
2	KF	1	0	0	0	0
2	KI	1	0	0	0	0
2	KL	1	0	0	0	0
2	KO	1	0	0	0	0
2	KR	1	0	0	0	0
2	KU	1	0	0	0	0
2	KX	1	0	0	0	0
2	KZ	1	0	0	0	0
2	LA	1	0	0	0	0
2	LD	1	0	0	0	0
2	LG	1	0	0	0	0
2	LJ	1	0	0	0	0
2	LM	1	0	0	0	0
2	LP	1	0	0	0	0
2	LS	1	0	0	0	0
2	LV	1	0	0	0	0

Continued on next page...

Continued from previous page...

Mol	Chain	Non-H	H(model)	H(added)	Clashes	Symm-Clashes
2	LY	1	0	0	0	0
2	MB	1	0	0	0	0
2	ME	1	0	0	0	0
2	MH	1	0	0	0	0
2	MK	1	0	0	0	0
2	MN	1	0	0	0	0
2	MQ	1	0	0	0	0
2	MT	1	0	0	0	0
2	MW	1	0	0	0	0
2	MZ	1	0	0	0	0
2	NC	1	0	0	0	0
2	NF	1	0	0	0	0
2	NI	1	0	0	0	0
2	NL	1	0	0	0	0
2	NO	1	0	0	0	0
2	NR	1	0	0	0	0
2	NU	1	0	0	0	0
All	All	363000	0	375480	10612	112

The all-atom clashscore is defined as the number of clashes found per 1000 atoms (including hydrogen atoms). The all-atom clashscore for this structure is 14.

All (10612) close contacts within the same asymmetric unit are listed below, sorted by their clash magnitude.

Atom-1	Atom-2	Interatomic distance (Å)	Clash overlap (Å)
1:EZ:15:ASP:OD1	1:FM:10:ARG:NH2	1.85	1.09
1:FB:10:ARG:HH21	1:FM:38:LEU:HD22	1.18	1.08
1:AE:10:ARG:NH1	1:BB:38:LEU:HB2	1.72	1.03
1:JF:53:ARG:NH1	1:MR:104:GLU:OE1	2.01	0.93
1:AQ:10:ARG:NH1	1:BT:38:LEU:HB2	1.86	0.91
1:CO:15:ASP:OD1	1:DK:10:ARG:NH2	2.05	0.90
1:AD:15:ASP:OD1	1:GB:10:ARG:NH2	2.06	0.89
1:CU:15:ASP:OD1	1:GN:10:ARG:NH2	2.05	0.89
1:HE:15:ASP:OD1	1:NC:10:ARG:NH2	2.06	0.88
1:IP:10:ARG:NH2	1:KZ:15:ASP:OD1	2.06	0.87
1:IJ:10:ARG:NH2	1:KT:15:ASP:OD1	2.07	0.87
1:HM:49:VAL:HG11	1:KY:112:ALA:O	1.75	0.87
1:AP:15:ASP:OD1	1:FV:10:ARG:NH2	2.07	0.87
1:EF:10:ARG:NH2	1:ET:15:ASP:OD1	2.08	0.87
1:CN:74:VAL:HG22	1:FZ:80:SER:HB2	1.57	0.86
1:AE:10:ARG:HH11	1:BB:38:LEU:HB2	1.39	0.86

Continued on next page...

Continued from previous page...

Atom-1	Atom-2	Interatomic distance (Å)	Clash overlap (Å)
1:LJ:10:ARG:NH2	1:LO:15:ASP:OD1	2.08	0.86
1:CN:112:ALA:O	1:FZ:49:VAL:HG11	1.75	0.86
1:HG:57:LYS:NZ	1:KS:92:GLU:OE2	2.09	0.84
1:AC:8:LYS:HB2	1:DO:119:ASP:O	1.78	0.84
1:FB:10:ARG:HH21	1:FM:38:LEU:CD2	1.91	0.83
1:AC:57:LYS:NZ	1:DO:92:GLU:OE2	2.12	0.82
1:CX:15:ASP:OD1	1:GH:10:ARG:NH2	2.12	0.82
1:CC:15:ASP:OD1	1:CS:10:ARG:NH2	2.13	0.81
1:BP:92:GLU:OE2	1:FB:57:LYS:NZ	2.13	0.81
1:HL:10:ARG:NH2	1:IX:15:ASP:OD1	2.14	0.81
1:DQ:10:ARG:NH2	1:GV:15:ASP:OD1	2.14	0.81
1:AC:80:SER:HB2	1:DO:74:VAL:HG22	1.61	0.81
1:JU:74:VAL:HG22	1:NG:80:SER:HB2	1.62	0.81
1:EU:10:ARG:NH2	1:FF:15:ASP:OD1	2.15	0.80
1:MC:26:VAL:HG21	1:MD:113:TYR:O	1.80	0.80
1:IY:10:ARG:NH2	1:KQ:15:ASP:OD1	2.14	0.80
1:AH:10:ARG:NH2	1:BE:15:ASP:OD1	2.15	0.80
1:GZ:10:ARG:NH2	1:IF:15:ASP:OD1	2.14	0.80
1:JF:8:LYS:HB2	1:MR:119:ASP:O	1.82	0.79
1:KO:10:ARG:NH2	1:NT:15:ASP:OD1	2.15	0.79
1:HP:112:ALA:O	1:LB:49:VAL:HG11	1.82	0.79
1:JJ:15:ASP:OD1	1:KF:10:ARG:NH2	2.15	0.79
1:KJ:8:LYS:HB2	1:NV:119:ASP:O	1.82	0.79
1:HV:119:ASP:O	1:LH:8:LYS:HB2	1.82	0.79
1:HA:74:VAL:HG22	1:KM:80:SER:HB2	1.65	0.78
1:CY:10:ARG:NH1	1:DJ:38:LEU:HB2	1.99	0.78
1:AE:38:LEU:HD22	1:BD:10:ARG:HH21	1.48	0.78
1:HG:8:LYS:HB2	1:KS:119:ASP:O	1.83	0.78
1:JD:15:ASP:OD1	1:JK:10:ARG:NH2	2.16	0.78
1:CB:80:SER:HB2	1:FN:74:VAL:HG22	1.63	0.78
1:BS:112:ALA:O	1:FE:49:VAL:HG11	1.83	0.78
1:HM:26:VAL:HG21	1:MP:113:TYR:O	1.84	0.78
1:BJ:80:SER:HB2	1:EV:74:VAL:HG22	1.66	0.77
1:IW:49:VAL:HG11	1:MI:112:ALA:O	1.85	0.77
1:LM:10:ARG:NH2	1:MG:15:ASP:OD1	2.18	0.77
1:IG:10:ARG:NH2	1:IL:15:ASP:OD1	2.18	0.77
1:JU:80:SER:HB2	1:NG:74:VAL:HG22	1.67	0.76
1:KJ:49:VAL:HG11	1:NV:112:ALA:O	1.84	0.76
1:GY:15:ASP:OD1	1:MW:10:ARG:NH2	2.18	0.76
1:JS:15:ASP:OD1	1:NL:10:ARG:NH2	2.19	0.76
1:HV:74:VAL:HG22	1:LH:80:SER:HB2	1.68	0.76

Continued on next page...

Continued from previous page...

Atom-1	Atom-2	Interatomic distance (Å)	Clash overlap (Å)
1:HY:80:SER:HB2	1:LK:74:VAL:HG22	1.68	0.76
1:HT:15:ASP:OD1	1:MB:10:ARG:NH2	2.19	0.76
1:JC:49:VAL:HG11	1:MO:112:ALA:O	1.85	0.76
1:IU:113:TYR:O	1:KP:26:VAL:HG21	1.85	0.76
1:HA:80:SER:HB2	1:KM:74:VAL:HG22	1.66	0.76
1:BP:112:ALA:O	1:FB:49:VAL:HG11	1.85	0.76
1:CB:8:LYS:HB2	1:FN:119:ASP:O	1.85	0.75
1:CE:80:SER:HB2	1:FQ:74:VAL:HG22	1.68	0.75
1:IP:38:LEU:HD22	1:LB:10:ARG:HH21	1.50	0.75
1:BA:74:VAL:HG22	1:EM:80:SER:HB2	1.65	0.75
1:BJ:74:VAL:HG22	1:EV:80:SER:HB2	1.68	0.75
1:CB:74:VAL:HG22	1:FN:80:SER:HB2	1.65	0.75
1:DS:113:TYR:O	1:GR:26:VAL:HG21	1.86	0.75
1:HO:10:ARG:NH2	1:IR:15:ASP:OD1	2.20	0.75
1:BR:10:ARG:NH2	1:EB:15:ASP:OD1	2.19	0.74
1:DV:113:TYR:O	1:GF:26:VAL:HG21	1.87	0.74
1:IZ:74:VAL:HG22	1:ML:80:SER:HB2	1.68	0.74
1:AM:15:ASP:OD1	1:FS:10:ARG:NH2	2.20	0.74
1:CW:10:ARG:HH21	1:GN:38:LEU:HD22	1.50	0.74
1:IJ:38:LEU:HD22	1:KV:10:ARG:HH21	1.51	0.74
1:FO:15:ASP:OD1	1:GW:10:ARG:NH2	2.21	0.73
1:CG:39:PRO:HD3	1:CG:49:VAL:HG12	1.71	0.73
1:EI:39:PRO:HD3	1:EI:49:VAL:HG12	1.71	0.73
1:CB:119:ASP:O	1:FN:8:LYS:HB2	1.88	0.73
1:GZ:39:PRO:HD3	1:GZ:49:VAL:HG12	1.71	0.73
1:KC:39:PRO:HD3	1:KC:49:VAL:HG12	1.71	0.73
1:CY:39:PRO:HD3	1:CY:49:VAL:HG12	1.71	0.73
1:DT:39:PRO:HD3	1:DT:49:VAL:HG12	1.71	0.73
1:HG:119:ASP:O	1:KS:8:LYS:HB2	1.88	0.73
1:LV:39:PRO:HD3	1:LV:49:VAL:HG12	1.71	0.73
1:CA:39:PRO:HD3	1:CA:49:VAL:HG12	1.71	0.73
1:AR:119:ASP:O	1:ED:8:LYS:HB2	1.87	0.73
1:JQ:39:PRO:HD3	1:JQ:49:VAL:HG12	1.71	0.73
1:LG:39:PRO:HD3	1:LG:49:VAL:HG12	1.71	0.73
1:BR:39:PRO:HD3	1:BR:49:VAL:HG12	1.71	0.73
1:CP:39:PRO:HD3	1:CP:49:VAL:HG12	1.71	0.73
1:CN:80:SER:HB2	1:FZ:74:VAL:HG22	1.70	0.73
1:IE:74:VAL:HG22	1:LQ:80:SER:HB2	1.69	0.73
1:IP:39:PRO:HD3	1:IP:49:VAL:HG12	1.71	0.73
1:IS:39:PRO:HD3	1:IS:49:VAL:HG12	1.71	0.73
1:MB:39:PRO:HD3	1:MB:49:VAL:HG12	1.71	0.73

Continued on next page...

Continued from previous page...

Atom-1	Atom-2	Interatomic distance (Å)	Clash overlap (Å)
1:KG:92:GLU:OE2	1:NS:57:LYS:NZ	2.21	0.73
1:BL:39:PRO:HD3	1:BL:49:VAL:HG12	1.71	0.73
1:FA:39:PRO:HD3	1:FA:49:VAL:HG12	1.71	0.73
1:FJ:39:PRO:HD3	1:FJ:49:VAL:HG12	1.71	0.73
1:GT:39:PRO:HD3	1:GT:49:VAL:HG12	1.71	0.73
1:HF:39:PRO:HD3	1:HF:49:VAL:HG12	1.71	0.73
1:HQ:15:ASP:OD1	1:LY:10:ARG:NH2	2.22	0.73
1:JK:39:PRO:HD3	1:JK:49:VAL:HG12	1.71	0.73
1:ER:39:PRO:HD3	1:ER:49:VAL:HG12	1.71	0.73
1:IM:39:PRO:HD3	1:IM:49:VAL:HG12	1.71	0.73
1:KJ:57:LYS:NZ	1:NV:92:GLU:OE2	2.22	0.73
1:KO:39:PRO:HD3	1:KO:49:VAL:HG12	1.71	0.73
1:MW:39:PRO:HD3	1:MW:49:VAL:HG12	1.71	0.73
1:AQ:39:PRO:HD3	1:AQ:49:VAL:HG12	1.71	0.73
1:BC:39:PRO:HD3	1:BC:49:VAL:HG12	1.71	0.73
1:DE:39:PRO:HD3	1:DE:49:VAL:HG12	1.71	0.73
1:HR:39:PRO:HD3	1:HR:49:VAL:HG12	1.71	0.73
1:JH:39:PRO:HD3	1:JH:49:VAL:HG12	1.71	0.73
1:JL:74:VAL:HG22	1:MX:80:SER:HB2	1.71	0.73
1:NI:39:PRO:HD3	1:NI:49:VAL:HG12	1.71	0.73
1:AK:39:PRO:HD3	1:AK:49:VAL:HG12	1.71	0.73
1:FG:39:PRO:HD3	1:FG:49:VAL:HG12	1.71	0.73
1:FM:39:PRO:HD3	1:FM:49:VAL:HG12	1.71	0.73
1:GE:39:PRO:HD3	1:GE:49:VAL:HG12	1.71	0.73
1:ID:10:ARG:NH2	1:II:15:ASP:OD1	2.22	0.73
1:JZ:39:PRO:HD3	1:JZ:49:VAL:HG12	1.71	0.73
1:KU:39:PRO:HD3	1:KU:49:VAL:HG12	1.71	0.73
1:LD:39:PRO:HD3	1:LD:49:VAL:HG12	1.71	0.73
1:AT:39:PRO:HD3	1:AT:49:VAL:HG12	1.71	0.73
1:BI:39:PRO:HD3	1:BI:49:VAL:HG12	1.71	0.73
1:BA:80:SER:HB2	1:EM:74:VAL:HG22	1.69	0.73
1:GK:39:PRO:HD3	1:GK:49:VAL:HG12	1.70	0.73
1:GQ:39:PRO:HD3	1:GQ:49:VAL:HG12	1.71	0.73
1:HL:39:PRO:HD3	1:HL:49:VAL:HG12	1.71	0.73
1:KF:39:PRO:HD3	1:KF:49:VAL:HG12	1.70	0.73
1:KI:39:PRO:HD3	1:KI:49:VAL:HG12	1.71	0.73
1:AE:38:LEU:CD2	1:BD:10:ARG:HH21	2.00	0.72
1:CJ:39:PRO:HD3	1:CJ:49:VAL:HG12	1.71	0.72
1:FV:39:PRO:HD3	1:FV:49:VAL:HG12	1.71	0.72
1:NF:39:PRO:HD3	1:NF:49:VAL:HG12	1.71	0.72
1:AT:10:ARG:NH2	1:EK:15:ASP:OD1	2.21	0.72

Continued on next page...

Continued from previous page...

Atom-1	Atom-2	Interatomic distance (Å)	Clash overlap (Å)
1:CD:39:PRO:HD3	1:CD:49:VAL:HG12	1.71	0.72
1:DF:112:ALA:O	1:GR:49:VAL:HG11	1.89	0.72
1:DZ:39:PRO:HD3	1:DZ:49:VAL:HG12	1.71	0.72
1:EC:39:PRO:HD3	1:EC:49:VAL:HG12	1.71	0.72
1:MK:39:PRO:HD3	1:MK:49:VAL:HG12	1.71	0.72
1:DW:15:ASP:OD1	1:GF:10:ARG:NH1	2.23	0.72
1:JB:39:PRO:HD3	1:JB:49:VAL:HG12	1.71	0.72
1:LP:39:PRO:HD3	1:LP:49:VAL:HG12	1.71	0.72
1:MN:39:PRO:HD3	1:MN:49:VAL:HG12	1.71	0.72
1:MZ:39:PRO:HD3	1:MZ:49:VAL:HG12	1.71	0.72
1:KJ:119:ASP:O	1:NV:8:LYS:HB2	1.88	0.72
1:AE:10:ARG:HH11	1:BB:38:LEU:CB	2.02	0.72
1:DN:39:PRO:HD3	1:DN:49:VAL:HG12	1.71	0.72
1:EF:39:PRO:HD3	1:EF:49:VAL:HG12	1.71	0.72
1:HI:39:PRO:HD3	1:HI:49:VAL:HG12	1.71	0.72
1:HX:39:PRO:HD3	1:HX:49:VAL:HG12	1.71	0.72
1:KL:39:PRO:HD3	1:KL:49:VAL:HG12	1.71	0.72
1:LU:15:ASP:OD1	1:MH:10:ARG:NH2	2.23	0.72
1:BO:39:PRO:HD3	1:BO:49:VAL:HG12	1.71	0.72
1:BX:39:PRO:HD3	1:BX:49:VAL:HG12	1.71	0.72
1:GH:39:PRO:HD3	1:GH:49:VAL:HG12	1.71	0.72
1:HC:39:PRO:HD3	1:HC:49:VAL:HG12	1.71	0.72
1:IA:39:PRO:HD3	1:IA:49:VAL:HG12	1.71	0.72
1:KR:39:PRO:HD3	1:KR:49:VAL:HG12	1.71	0.72
1:AN:39:PRO:HD3	1:AN:49:VAL:HG12	1.71	0.72
1:DW:39:PRO:HD3	1:DW:49:VAL:HG12	1.71	0.72
1:AO:57:LYS:HZ1	1:EA:92:GLU:CD	1.92	0.72
1:EX:39:PRO:HD3	1:EX:49:VAL:HG12	1.71	0.72
1:IY:39:PRO:HD3	1:IY:49:VAL:HG12	1.71	0.72
1:JN:39:PRO:HD3	1:JN:49:VAL:HG12	1.71	0.72
1:AW:39:PRO:HD3	1:AW:49:VAL:HG12	1.71	0.72
1:CS:39:PRO:HD3	1:CS:49:VAL:HG12	1.70	0.72
1:BY:80:SER:HB2	1:FK:74:VAL:HG22	1.71	0.72
1:GW:39:PRO:HD3	1:GW:49:VAL:HG12	1.71	0.72
1:MH:39:PRO:HD3	1:MH:49:VAL:HG12	1.71	0.72
1:BF:39:PRO:HD3	1:BF:49:VAL:HG12	1.71	0.72
1:CF:15:ASP:OD1	1:CM:10:ARG:NH2	2.23	0.72
1:EL:39:PRO:HD3	1:EL:49:VAL:HG12	1.71	0.72
1:FS:39:PRO:HD3	1:FS:49:VAL:HG12	1.71	0.72
1:ID:39:PRO:HD3	1:ID:49:VAL:HG12	1.71	0.72
1:LA:39:PRO:HD3	1:LA:49:VAL:HG12	1.71	0.72

Continued on next page...

Continued from previous page...

Atom-1	Atom-2	Interatomic distance (Å)	Clash overlap (Å)
1:NL:39:PRO:HD3	1:NL:49:VAL:HG12	1.71	0.72
1:DH:39:PRO:HD3	1:DH:49:VAL:HG12	1.71	0.72
1:AC:59:ILE:HD12	1:DO:89:ASP:OD2	1.88	0.72
1:EO:10:ARG:NH2	1:FI:15:ASP:OD1	2.23	0.72
1:FY:39:PRO:HD3	1:FY:49:VAL:HG12	1.71	0.72
1:EU:39:PRO:HD3	1:EU:49:VAL:HG12	1.71	0.71
1:FP:39:PRO:HD3	1:FP:49:VAL:HG12	1.71	0.71
1:HO:39:PRO:HD3	1:HO:49:VAL:HG12	1.71	0.71
1:JW:39:PRO:HD3	1:JW:49:VAL:HG12	1.71	0.71
1:LM:39:PRO:HD3	1:LM:49:VAL:HG12	1.71	0.71
1:IZ:92:GLU:CD	1:ML:57:LYS:HZ3	1.93	0.71
1:NO:39:PRO:HD3	1:NO:49:VAL:HG12	1.71	0.71
1:AH:39:PRO:HD3	1:AH:49:VAL:HG12	1.71	0.71
1:AI:112:ALA:O	1:DU:49:VAL:HG11	1.89	0.71
1:CY:10:ARG:HH11	1:DJ:38:LEU:HB2	1.55	0.71
1:IG:39:PRO:HD3	1:IG:49:VAL:HG12	1.71	0.71
1:HG:92:GLU:OE2	1:KS:57:LYS:NZ	2.22	0.71
1:LJ:39:PRO:HD3	1:LJ:49:VAL:HG12	1.71	0.71
1:ME:39:PRO:HD3	1:ME:49:VAL:HG12	1.71	0.71
1:AE:39:PRO:HD3	1:AE:49:VAL:HG12	1.71	0.71
1:AZ:39:PRO:HD3	1:AZ:49:VAL:HG12	1.71	0.71
1:CR:38:LEU:HB2	1:DE:10:ARG:NH1	2.03	0.71
1:FO:38:LEU:HB2	1:GW:10:ARG:NH1	2.05	0.71
1:IV:39:PRO:HD3	1:IV:49:VAL:HG12	1.71	0.71
1:JE:39:PRO:HD3	1:JE:49:VAL:HG12	1.71	0.71
1:AB:39:PRO:HD3	1:AB:49:VAL:HG12	1.71	0.71
1:DB:39:PRO:HD3	1:DB:49:VAL:HG12	1.71	0.71
1:AL:74:VAL:HG22	1:DX:80:SER:HB2	1.71	0.71
1:CV:39:PRO:HD3	1:CV:49:VAL:HG12	1.71	0.71
1:GN:39:PRO:HD3	1:GN:49:VAL:HG12	1.71	0.71
1:HU:39:PRO:HD3	1:HU:49:VAL:HG12	1.71	0.71
1:JT:39:PRO:HD3	1:JT:49:VAL:HG12	1.71	0.71
1:LY:39:PRO:HD3	1:LY:49:VAL:HG12	1.71	0.71
1:NR:39:PRO:HD3	1:NR:49:VAL:HG12	1.71	0.71
1:BU:39:PRO:HD3	1:BU:49:VAL:HG12	1.71	0.71
1:DQ:39:PRO:HD3	1:DQ:49:VAL:HG12	1.71	0.71
1:FD:39:PRO:HD3	1:FD:49:VAL:HG12	1.71	0.71
1:EZ:38:LEU:HB2	1:FM:10:ARG:HH11	1.53	0.71
1:CE:74:VAL:HG22	1:FQ:80:SER:HB2	1.71	0.71
1:IZ:80:SER:HB2	1:ML:74:VAL:HG22	1.72	0.71
1:KL:10:ARG:NH2	1:NQ:15:ASP:OD1	2.24	0.71

Continued on next page...

Continued from previous page...

Atom-1	Atom-2	Interatomic distance (Å)	Clash overlap (Å)
1:CY:10:ARG:NH2	1:DJ:15:ASP:OD1	2.23	0.71
1:EO:39:PRO:HD3	1:EO:49:VAL:HG12	1.71	0.71
1:IJ:39:PRO:HD3	1:IJ:49:VAL:HG12	1.71	0.71
1:MT:39:PRO:HD3	1:MT:49:VAL:HG12	1.71	0.71
1:DK:39:PRO:HD3	1:DK:49:VAL:HG12	1.71	0.71
1:HM:8:LYS:HB2	1:KY:119:ASP:O	1.91	0.71
1:HG:92:GLU:CD	1:KS:57:LYS:HZ3	1.94	0.71
1:NC:39:PRO:HD3	1:NC:49:VAL:HG12	1.71	0.71
1:NU:39:PRO:HD3	1:NU:49:VAL:HG12	1.71	0.71
1:AC:74:VAL:HG22	1:DO:80:SER:HB2	1.73	0.71
1:GB:39:PRO:HD3	1:GB:49:VAL:HG12	1.71	0.71
1:KX:39:PRO:HD3	1:KX:49:VAL:HG12	1.71	0.71
1:CW:80:SER:HB2	1:GI:74:VAL:HG22	1.72	0.71
1:LS:39:PRO:HD3	1:LS:49:VAL:HG12	1.71	0.71
1:MQ:39:PRO:HD3	1:MQ:49:VAL:HG12	1.71	0.71
1:HM:80:SER:HB2	1:KY:74:VAL:HG22	1.70	0.70
1:AA:15:ASP:OD1	1:FY:10:ARG:NH2	2.24	0.70
1:IH:49:VAL:HG11	1:LT:112:ALA:O	1.91	0.70
1:FQ:10:ARG:HH21	1:GW:38:LEU:HD22	1.56	0.70
1:HA:57:LYS:HZ1	1:KM:92:GLU:CD	1.95	0.70
1:BA:39:PRO:HD3	1:BA:49:VAL:HG22	1.74	0.70
1:CB:112:ALA:O	1:FN:49:VAL:HG11	1.91	0.70
1:CZ:39:PRO:HD3	1:CZ:49:VAL:HG22	1.74	0.70
1:HG:49:VAL:HG11	1:KS:112:ALA:O	1.91	0.70
1:AC:39:PRO:HD3	1:AC:49:VAL:HG22	1.74	0.70
1:BY:39:PRO:HD3	1:BY:49:VAL:HG22	1.74	0.70
1:CM:39:PRO:HD3	1:CM:49:VAL:HG12	1.71	0.70
1:CW:74:VAL:HG22	1:GI:80:SER:HB2	1.74	0.70
1:FT:39:PRO:HD3	1:FT:49:VAL:HG22	1.74	0.70
1:CN:119:ASP:O	1:FZ:8:LYS:HB2	1.91	0.70
1:GL:39:PRO:HD3	1:GL:49:VAL:HG22	1.74	0.70
1:IN:39:PRO:HD3	1:IN:49:VAL:HG22	1.74	0.70
1:JU:39:PRO:HD3	1:JU:49:VAL:HG22	1.74	0.70
1:KD:39:PRO:HD3	1:KD:49:VAL:HG22	1.74	0.70
1:KS:39:PRO:HD3	1:KS:49:VAL:HG22	1.74	0.70
1:LH:39:PRO:HD3	1:LH:49:VAL:HG22	1.74	0.70
1:MI:39:PRO:HD3	1:MI:49:VAL:HG22	1.74	0.70
1:JA:114:SER:HA	1:NJ:26:VAL:HG21	1.74	0.70
1:NS:39:PRO:HD3	1:NS:49:VAL:HG22	1.74	0.70
1:AI:39:PRO:HD3	1:AI:49:VAL:HG22	1.74	0.70
1:EM:39:PRO:HD3	1:EM:49:VAL:HG22	1.74	0.70

Continued on next page...

Continued from previous page...

Atom-1	Atom-2	Interatomic distance (Å)	Clash overlap (Å)
1:HS:39:PRO:HD3	1:HS:49:VAL:HG22	1.74	0.70
1:KA:39:PRO:HD3	1:KA:49:VAL:HG22	1.74	0.70
1:LE:39:PRO:HD3	1:LE:49:VAL:HG22	1.74	0.70
1:BP:39:PRO:HD3	1:BP:49:VAL:HG22	1.74	0.70
1:BS:74:VAL:HG22	1:FE:80:SER:HB2	1.72	0.70
1:CN:39:PRO:HD3	1:CN:49:VAL:HG22	1.74	0.70
1:ED:39:PRO:HD3	1:ED:49:VAL:HG22	1.74	0.70
1:FE:39:PRO:HD3	1:FE:49:VAL:HG22	1.74	0.70
1:GC:39:PRO:HD3	1:GC:49:VAL:HG22	1.74	0.70
1:GR:39:PRO:HD3	1:GR:49:VAL:HG22	1.74	0.70
1:GU:39:PRO:HD3	1:GU:49:VAL:HG22	1.74	0.70
1:IK:39:PRO:HD3	1:IK:49:VAL:HG22	1.74	0.70
1:HV:112:ALA:O	1:LH:49:VAL:HG11	1.91	0.70
1:MR:39:PRO:HD3	1:MR:49:VAL:HG22	1.74	0.70
1:EG:39:PRO:HD3	1:EG:49:VAL:HG22	1.74	0.70
1:FQ:39:PRO:HD3	1:FQ:49:VAL:HG22	1.74	0.70
1:HG:39:PRO:HD3	1:HG:49:VAL:HG22	1.74	0.70
1:IQ:39:PRO:HD3	1:IQ:49:VAL:HG22	1.74	0.70
1:KP:39:PRO:HD3	1:KP:49:VAL:HG22	1.74	0.70
1:LK:39:PRO:HD3	1:LK:49:VAL:HG22	1.74	0.70
1:LN:39:PRO:HD3	1:LN:49:VAL:HG22	1.74	0.70
1:LT:39:PRO:HD3	1:LT:49:VAL:HG22	1.74	0.70
1:LZ:39:PRO:HD3	1:LZ:49:VAL:HG22	1.74	0.70
1:NA:39:PRO:HD3	1:NA:49:VAL:HG22	1.74	0.70
1:AQ:10:ARG:HH11	1:BT:38:LEU:HB2	1.55	0.70
1:BM:39:PRO:HD3	1:BM:49:VAL:HG22	1.74	0.70
1:DO:39:PRO:HD3	1:DO:49:VAL:HG22	1.74	0.70
1:DR:39:PRO:HD3	1:DR:49:VAL:HG22	1.74	0.70
1:EA:39:PRO:HD3	1:EA:49:VAL:HG22	1.74	0.70
1:GI:39:PRO:HD3	1:GI:49:VAL:HG22	1.74	0.70
1:HY:39:PRO:HD3	1:HY:49:VAL:HG22	1.74	0.70
1:JR:39:PRO:HD3	1:JR:49:VAL:HG22	1.74	0.70
1:LW:39:PRO:HD3	1:LW:49:VAL:HG22	1.74	0.70
1:MO:39:PRO:HD3	1:MO:49:VAL:HG22	1.74	0.70
1:CK:39:PRO:HD3	1:CK:49:VAL:HG22	1.74	0.69
1:CQ:39:PRO:HD3	1:CQ:49:VAL:HG22	1.74	0.69
1:IW:39:PRO:HD3	1:IW:49:VAL:HG22	1.74	0.69
1:MF:39:PRO:HD3	1:MF:49:VAL:HG22	1.74	0.69
1:ML:39:PRO:HD3	1:ML:49:VAL:HG22	1.74	0.69
1:MX:39:PRO:HD3	1:MX:49:VAL:HG22	1.74	0.69
1:AJ:15:ASP:OD1	1:FP:10:ARG:NH2	2.25	0.69

Continued on next page...

Continued from previous page...

Atom-1	Atom-2	Interatomic distance (Å)	Clash overlap (Å)
1:BS:39:PRO:HD3	1:BS:49:VAL:HG22	1.74	0.69
1:BV:74:VAL:HG22	1:FH:80:SER:HB2	1.74	0.69
1:DI:39:PRO:HD3	1:DI:49:VAL:HG22	1.74	0.69
1:AJ:38:LEU:HB2	1:FP:10:ARG:NH1	2.07	0.69
1:GX:39:PRO:HD3	1:GX:49:VAL:HG22	1.74	0.69
1:JF:39:PRO:HD3	1:JF:49:VAL:HG22	1.74	0.69
1:LQ:39:PRO:HD3	1:LQ:49:VAL:HG22	1.74	0.69
1:AO:39:PRO:HD3	1:AO:49:VAL:HG22	1.74	0.69
1:BV:80:SER:HB2	1:FH:74:VAL:HG22	1.73	0.69
1:AC:49:VAL:HG11	1:DO:112:ALA:O	1.93	0.69
1:EJ:39:PRO:HD3	1:EJ:49:VAL:HG22	1.74	0.69
1:IH:80:SER:HB2	1:LT:74:VAL:HG22	1.74	0.69
1:KY:39:PRO:HD3	1:KY:49:VAL:HG22	1.74	0.69
1:MU:39:PRO:HD3	1:MU:49:VAL:HG22	1.74	0.69
1:NP:39:PRO:HD3	1:NP:49:VAL:HG22	1.74	0.69
1:AL:39:PRO:HD3	1:AL:49:VAL:HG22	1.74	0.69
1:HB:38:LEU:HB2	1:MZ:10:ARG:NH1	2.08	0.69
1:NJ:39:PRO:HD3	1:NJ:49:VAL:HG22	1.74	0.69
1:NM:39:PRO:HD3	1:NM:49:VAL:HG22	1.74	0.69
1:AF:39:PRO:HD3	1:AF:49:VAL:HG22	1.74	0.69
1:BD:39:PRO:HD3	1:BD:49:VAL:HG22	1.74	0.69
1:FN:39:PRO:HD3	1:FN:49:VAL:HG22	1.74	0.69
1:JX:39:PRO:HD3	1:JX:49:VAL:HG22	1.74	0.69
1:KM:39:PRO:HD3	1:KM:49:VAL:HG22	1.74	0.69
1:KV:39:PRO:HD3	1:KV:49:VAL:HG22	1.74	0.69
1:BJ:92:GLU:CD	1:EV:57:LYS:HZ1	1.96	0.69
1:FK:39:PRO:HD3	1:FK:49:VAL:HG22	1.74	0.69
1:IE:39:PRO:HD3	1:IE:49:VAL:HG22	1.74	0.69
1:KJ:39:PRO:HD3	1:KJ:49:VAL:HG22	1.74	0.69
1:IV:15:ASP:OD1	1:KP:10:ARG:NH1	2.25	0.69
1:LB:39:PRO:HD3	1:LB:49:VAL:HG22	1.74	0.69
1:CE:39:PRO:HD3	1:CE:49:VAL:HG22	1.74	0.69
1:EP:39:PRO:HD3	1:EP:49:VAL:HG22	1.74	0.69
1:FH:39:PRO:HD3	1:FH:49:VAL:HG22	1.74	0.69
1:MC:39:PRO:HD3	1:MC:49:VAL:HG22	1.74	0.69
1:CW:39:PRO:HD3	1:CW:49:VAL:HG22	1.74	0.69
1:DU:39:PRO:HD3	1:DU:49:VAL:HG22	1.74	0.69
1:ES:39:PRO:HD3	1:ES:49:VAL:HG22	1.74	0.69
1:HV:39:PRO:HD3	1:HV:49:VAL:HG22	1.74	0.69
1:JL:39:PRO:HD3	1:JL:49:VAL:HG22	1.74	0.69
1:HM:10:ARG:NH1	1:MQ:15:ASP:OD1	2.26	0.69

Continued on next page...

Continued from previous page...

Atom-1	Atom-2	Interatomic distance (Å)	Clash overlap (Å)
1:BJ:39:PRO:HD3	1:BJ:49:VAL:HG22	1.74	0.69
1:CB:39:PRO:HD3	1:CB:49:VAL:HG22	1.74	0.69
1:FU:15:ASP:OD1	1:GT:10:ARG:NH2	2.26	0.69
1:HD:39:PRO:HD3	1:HD:49:VAL:HG22	1.74	0.69
1:HR:10:ARG:NH2	1:LI:15:ASP:OD1	2.25	0.69
1:AR:39:PRO:HD3	1:AR:49:VAL:HG22	1.74	0.69
1:CB:49:VAL:HG11	1:FN:112:ALA:O	1.93	0.69
1:DF:39:PRO:HD3	1:DF:49:VAL:HG22	1.74	0.69
1:EV:39:PRO:HD3	1:EV:49:VAL:HG22	1.74	0.69
1:FZ:39:PRO:HD3	1:FZ:49:VAL:HG22	1.74	0.69
1:HJ:39:PRO:HD3	1:HJ:49:VAL:HG22	1.74	0.69
1:HM:39:PRO:HD3	1:HM:49:VAL:HG22	1.74	0.69
1:IZ:39:PRO:HD3	1:IZ:49:VAL:HG22	1.74	0.69
1:AF:10:ARG:HH21	1:GB:38:LEU:HD22	1.57	0.69
1:CH:39:PRO:HD3	1:CH:49:VAL:HG22	1.74	0.69
1:HP:39:PRO:HD3	1:HP:49:VAL:HG22	1.74	0.69
1:JI:39:PRO:HD3	1:JI:49:VAL:HG22	1.74	0.69
1:JL:80:SER:HB2	1:MX:74:VAL:HG22	1.73	0.69
1:KG:92:GLU:CD	1:NS:57:LYS:HZ1	1.96	0.69
1:CT:39:PRO:HD3	1:CT:49:VAL:HG22	1.74	0.68
1:DX:39:PRO:HD3	1:DX:49:VAL:HG22	1.74	0.68
1:EO:10:ARG:NH1	1:FI:38:LEU:HB2	2.07	0.68
1:IB:112:ALA:O	1:LN:49:VAL:HG11	1.93	0.68
1:IT:39:PRO:HD3	1:IT:49:VAL:HG22	1.74	0.68
1:JO:39:PRO:HD3	1:JO:49:VAL:HG22	1.74	0.68
1:DI:92:GLU:OE2	1:GU:57:LYS:NZ	2.23	0.68
1:FW:39:PRO:HD3	1:FW:49:VAL:HG22	1.74	0.68
1:GO:39:PRO:HD3	1:GO:49:VAL:HG22	1.74	0.68
1:HA:39:PRO:HD3	1:HA:49:VAL:HG22	1.74	0.68
1:IS:10:ARG:NH2	1:KK:15:ASP:OD1	2.26	0.68
1:IE:119:ASP:O	1:LQ:8:LYS:HB2	1.93	0.68
1:DL:39:PRO:HD3	1:DL:49:VAL:HG22	1.74	0.68
1:JG:15:ASP:OD1	1:JN:10:ARG:NH2	2.25	0.68
1:KG:39:PRO:HD3	1:KG:49:VAL:HG22	1.74	0.68
1:ND:39:PRO:HD3	1:ND:49:VAL:HG22	1.74	0.68
1:CE:49:VAL:HG11	1:FQ:112:ALA:O	1.94	0.68
1:DW:10:ARG:NH2	1:GD:15:ASP:OD1	2.26	0.68
1:GF:39:PRO:HD3	1:GF:49:VAL:HG22	1.74	0.68
1:AI:119:ASP:O	1:DU:8:LYS:HB2	1.94	0.68
1:AX:39:PRO:HD3	1:AX:49:VAL:HG22	1.74	0.68
1:BS:80:SER:HB2	1:FE:74:VAL:HG22	1.74	0.68

Continued on next page...

Continued from previous page...

Atom-1	Atom-2	Interatomic distance (Å)	Clash overlap (Å)
1:ET:80:SER:HB2	1:EU:74:VAL:HG22	1.76	0.68
1:KW:80:SER:HB2	1:KX:74:VAL:HG22	1.76	0.68
1:AJ:80:SER:HB2	1:AK:74:VAL:HG22	1.76	0.68
1:BH:80:SER:HB2	1:BI:74:VAL:HG22	1.76	0.68
1:BX:10:ARG:NH2	1:DP:15:ASP:OD1	2.26	0.68
1:DV:80:SER:HB2	1:DW:74:VAL:HG22	1.76	0.68
1:IH:39:PRO:HD3	1:IH:49:VAL:HG22	1.74	0.68
1:KT:80:SER:HB2	1:KU:74:VAL:HG22	1.76	0.68
1:NV:39:PRO:HD3	1:NV:49:VAL:HG22	1.74	0.68
1:AD:80:SER:HB2	1:AE:74:VAL:HG22	1.76	0.68
1:HK:80:SER:HB2	1:HL:74:VAL:HG22	1.76	0.68
1:IC:80:SER:HB2	1:ID:74:VAL:HG22	1.76	0.68
1:MS:80:SER:HB2	1:MT:74:VAL:HG22	1.76	0.68
1:NG:39:PRO:HD3	1:NG:49:VAL:HG22	1.74	0.68
1:AZ:10:ARG:NH2	1:EH:15:ASP:OD1	2.27	0.68
1:FF:80:SER:HB2	1:FG:74:VAL:HG22	1.76	0.68
1:GV:80:SER:HB2	1:GW:74:VAL:HG22	1.76	0.68
1:HD:112:ALA:O	1:KP:49:VAL:HG11	1.94	0.68
1:IO:80:SER:HB2	1:IP:74:VAL:HG22	1.76	0.68
1:IU:80:SER:HB2	1:IV:74:VAL:HG22	1.76	0.68
1:JC:39:PRO:HD3	1:JC:49:VAL:HG22	1.74	0.68
1:JG:80:SER:HB2	1:JH:74:VAL:HG22	1.76	0.68
1:MG:80:SER:HB2	1:MH:74:VAL:HG22	1.76	0.68
1:BG:39:PRO:HD3	1:BG:49:VAL:HG22	1.74	0.68
1:AB:10:ARG:NH2	1:BH:15:ASP:OD1	2.27	0.68
1:EN:80:SER:HB2	1:EO:74:VAL:HG22	1.76	0.68
1:EY:39:PRO:HD3	1:EY:49:VAL:HG22	1.74	0.68
1:BP:92:GLU:CD	1:FB:57:LYS:HZ3	1.96	0.68
1:FB:10:ARG:NH2	1:FM:38:LEU:HD22	2.00	0.68
1:HH:80:SER:HB2	1:HI:74:VAL:HG22	1.76	0.68
1:MA:80:SER:HB2	1:MB:74:VAL:HG22	1.76	0.68
1:BH:106:LYS:HE3	1:BI:128:ILE:HG22	1.76	0.68
1:BT:80:SER:HB2	1:BU:74:VAL:HG22	1.76	0.68
1:DJ:80:SER:HB2	1:DK:74:VAL:HG22	1.76	0.68
1:DP:80:SER:HB2	1:DQ:74:VAL:HG22	1.76	0.68
1:DV:106:LYS:HE3	1:DW:128:ILE:HG22	1.77	0.68
1:FB:39:PRO:HD3	1:FB:49:VAL:HG22	1.74	0.68
1:FO:80:SER:HB2	1:FP:74:VAL:HG22	1.76	0.68
1:HB:80:SER:HB2	1:HC:74:VAL:HG22	1.76	0.68
1:KN:80:SER:HB2	1:KO:74:VAL:HG22	1.76	0.68
1:KZ:106:LYS:HE3	1:LA:128:ILE:HG22	1.77	0.68

Continued on next page...

Continued from previous page...

Atom-1	Atom-2	Interatomic distance (Å)	Clash overlap (Å)
1:LO:80:SER:HB2	1:LP:74:VAL:HG22	1.76	0.68
1:BB:106:LYS:HE3	1:BC:128:ILE:HG22	1.77	0.67
1:BP:119:ASP:O	1:FB:8:LYS:HB2	1.93	0.67
1:CU:80:SER:HB2	1:CV:74:VAL:HG22	1.76	0.67
1:DC:39:PRO:HD3	1:DC:49:VAL:HG22	1.74	0.67
1:EK:106:LYS:HE3	1:EL:128:ILE:HG22	1.77	0.67
1:IB:39:PRO:HD3	1:IB:49:VAL:HG22	1.74	0.67
1:JP:106:LYS:HE3	1:JQ:128:ILE:HG22	1.77	0.67
1:KB:80:SER:HB2	1:KC:74:VAL:HG22	1.76	0.67
1:MC:20:THR:HG1	1:MD:116:TYR:HH	1.41	0.67
1:NQ:80:SER:HB2	1:NR:74:VAL:HG22	1.76	0.67
1:NQ:106:LYS:HE3	1:NR:128:ILE:HG22	1.77	0.67
1:AE:10:ARG:NH1	1:BB:38:LEU:CB	2.52	0.67
1:AG:106:LYS:HE3	1:AH:128:ILE:HG22	1.77	0.67
1:AM:80:SER:HB2	1:AN:74:VAL:HG22	1.76	0.67
1:BZ:80:SER:HB2	1:CA:74:VAL:HG22	1.76	0.67
1:CC:80:SER:HB2	1:CD:74:VAL:HG22	1.76	0.67
1:CF:80:SER:HB2	1:CG:74:VAL:HG22	1.76	0.67
1:DA:80:SER:HB2	1:DB:74:VAL:HG22	1.76	0.67
1:DG:80:SER:HB2	1:DH:74:VAL:HG22	1.76	0.67
1:EK:39:PRO:HD3	1:EK:49:VAL:HG22	1.77	0.67
1:FL:80:SER:HB2	1:FM:74:VAL:HG22	1.76	0.67
1:FL:106:LYS:HE3	1:FM:128:ILE:HG22	1.77	0.67
1:FU:80:SER:HB2	1:FV:74:VAL:HG22	1.76	0.67
1:GY:80:SER:HB2	1:GZ:74:VAL:HG22	1.76	0.67
1:JM:106:LYS:HE3	1:JN:128:ILE:HG22	1.77	0.67
1:JV:106:LYS:HE3	1:JW:128:ILE:HG22	1.77	0.67
1:KH:39:PRO:HD3	1:KH:49:VAL:HG22	1.77	0.67
1:KK:80:SER:HB2	1:KL:74:VAL:HG22	1.76	0.67
1:LR:39:PRO:HD3	1:LR:49:VAL:HG22	1.77	0.67
1:NN:80:SER:HB2	1:NO:74:VAL:HG22	1.76	0.67
1:AG:39:PRO:HD3	1:AG:49:VAL:HG22	1.77	0.67
1:AU:39:PRO:HD3	1:AU:49:VAL:HG22	1.74	0.67
1:BM:112:ALA:O	1:EY:49:VAL:HG11	1.94	0.67
1:BZ:106:LYS:HE3	1:CA:128:ILE:HG22	1.77	0.67
1:CI:106:LYS:HE3	1:CJ:128:ILE:HG22	1.77	0.67
1:CX:39:PRO:HD3	1:CX:49:VAL:HG22	1.77	0.67
1:DD:106:LYS:HE3	1:DE:128:ILE:HG22	1.77	0.67
1:DG:39:PRO:HD3	1:DG:49:VAL:HG22	1.77	0.67
1:EB:39:PRO:HD3	1:EB:49:VAL:HG22	1.77	0.67
1:EL:10:ARG:NH2	1:EQ:15:ASP:OD1	2.27	0.67

Continued on next page...

Continued from previous page...

Atom-1	Atom-2	Interatomic distance (Å)	Clash overlap (Å)
1:GG:106:LYS:HE3	1:GH:128:ILE:HG22	1.77	0.67
1:GG:80:SER:HB2	1:GH:74:VAL:HG22	1.76	0.67
1:DL:74:VAL:HG22	1:GX:80:SER:HB2	1.75	0.67
1:HD:74:VAL:HG22	1:KP:80:SER:HB2	1.75	0.67
1:HK:106:LYS:HE3	1:HL:128:ILE:HG22	1.77	0.67
1:HN:106:LYS:HE3	1:HO:128:ILE:HG22	1.77	0.67
1:HQ:39:PRO:HD3	1:HQ:49:VAL:HG22	1.77	0.67
1:IF:39:PRO:HD3	1:IF:49:VAL:HG22	1.77	0.67
1:JS:80:SER:HB2	1:JT:74:VAL:HG22	1.76	0.67
1:KT:39:PRO:HD3	1:KT:49:VAL:HG22	1.77	0.67
1:LF:106:LYS:HE3	1:LG:128:ILE:HG22	1.77	0.67
1:LL:39:PRO:HD3	1:LL:49:VAL:HG22	1.77	0.67
1:LS:10:ARG:NH2	1:MD:15:ASP:OD1	2.28	0.67
1:MG:39:PRO:HD3	1:MG:49:VAL:HG22	1.77	0.67
1:NH:39:PRO:HD3	1:NH:49:VAL:HG22	1.77	0.67
1:NN:106:LYS:HE3	1:NO:128:ILE:HG22	1.77	0.67
1:NT:106:LYS:HE3	1:NU:128:ILE:HG22	1.77	0.67
1:AI:74:VAL:HG22	1:DU:80:SER:HB2	1.77	0.67
1:AP:39:PRO:HD3	1:AP:49:VAL:HG22	1.77	0.67
1:BB:80:SER:HB2	1:BC:74:VAL:HG22	1.76	0.67
1:BW:106:LYS:HE3	1:BX:128:ILE:HG22	1.77	0.67
1:CC:106:LYS:HE3	1:CD:128:ILE:HG22	1.77	0.67
1:CR:80:SER:HB2	1:CS:74:VAL:HG22	1.76	0.67
1:DA:39:PRO:HD3	1:DA:49:VAL:HG22	1.77	0.67
1:AR:112:ALA:O	1:ED:49:VAL:HG11	1.95	0.67
1:EH:39:PRO:HD3	1:EH:49:VAL:HG22	1.76	0.67
1:EQ:80:SER:HB2	1:ER:74:VAL:HG22	1.76	0.67
1:FC:106:LYS:HE3	1:FD:128:ILE:HG22	1.77	0.67
1:FF:106:LYS:HE3	1:FG:128:ILE:HG22	1.77	0.67
1:FR:80:SER:HB2	1:FS:74:VAL:HG22	1.76	0.67
1:GM:106:LYS:HE3	1:GN:128:ILE:HG22	1.77	0.67
1:DL:80:SER:HB2	1:GX:74:VAL:HG22	1.77	0.67
1:HY:74:VAL:HG22	1:LK:80:SER:HB2	1.75	0.67
1:HZ:80:SER:HB2	1:IA:74:VAL:HG22	1.76	0.67
1:IR:39:PRO:HD3	1:IR:49:VAL:HG22	1.77	0.67
1:IZ:59:ILE:HD12	1:ML:89:ASP:OD2	1.93	0.67
1:KK:39:PRO:HD3	1:KK:49:VAL:HG22	1.77	0.67
1:AJ:106:LYS:HE3	1:AK:128:ILE:HG22	1.77	0.67
1:AJ:39:PRO:HD3	1:AJ:49:VAL:HG22	1.77	0.67
1:BE:39:PRO:HD3	1:BE:49:VAL:HG22	1.77	0.67
1:BH:39:PRO:HD3	1:BH:49:VAL:HG22	1.77	0.67

Continued on next page...

Continued from previous page...

Atom-1	Atom-2	Interatomic distance (Å)	Clash overlap (Å)
1:BV:39:PRO:HD3	1:BV:49:VAL:HG22	1.74	0.67
1:DD:39:PRO:HD3	1:DD:49:VAL:HG22	1.77	0.67
1:DG:106:LYS:HE3	1:DH:128:ILE:HG22	1.77	0.67
1:DY:80:SER:HB2	1:DZ:74:VAL:HG22	1.76	0.67
1:EH:106:LYS:HE3	1:EI:128:ILE:HG22	1.76	0.67
1:EZ:106:LYS:HE3	1:FA:128:ILE:HG22	1.77	0.67
1:GD:80:SER:HB2	1:GE:74:VAL:HG22	1.76	0.67
1:DC:26:VAL:HG21	1:GJ:113:TYR:O	1.93	0.67
1:GJ:39:PRO:HD3	1:GJ:49:VAL:HG22	1.77	0.67
1:GM:80:SER:HB2	1:GN:74:VAL:HG22	1.76	0.67
1:GP:39:PRO:HD3	1:GP:49:VAL:HG22	1.77	0.67
1:GS:39:PRO:HD3	1:GS:49:VAL:HG22	1.77	0.67
1:GV:39:PRO:HD3	1:GV:49:VAL:HG22	1.77	0.67
1:JJ:39:PRO:HD3	1:JJ:49:VAL:HG22	1.77	0.67
1:JM:80:SER:HB2	1:JN:74:VAL:HG22	1.76	0.67
1:KE:80:SER:HB2	1:KF:74:VAL:HG22	1.76	0.67
1:KN:106:LYS:HE3	1:KO:128:ILE:HG22	1.77	0.67
1:KW:39:PRO:HD3	1:KW:49:VAL:HG22	1.77	0.67
1:LO:106:LYS:HE3	1:LP:128:ILE:HG22	1.77	0.67
1:LU:80:SER:HB2	1:LV:74:VAL:HG22	1.76	0.67
1:LX:39:PRO:HD3	1:LX:49:VAL:HG22	1.77	0.67
1:NB:80:SER:HB2	1:NC:74:VAL:HG22	1.76	0.67
1:NE:80:SER:HB2	1:NF:74:VAL:HG22	1.76	0.67
1:AA:80:SER:HB2	1:AB:74:VAL:HG22	1.76	0.67
1:AS:80:SER:HB2	1:AT:74:VAL:HG22	1.76	0.67
1:BK:80:SER:HB2	1:BL:74:VAL:HG22	1.76	0.67
1:BC:10:ARG:NH2	1:BQ:15:ASP:OD1	2.28	0.67
1:CI:80:SER:HB2	1:CJ:74:VAL:HG22	1.76	0.67
1:CL:80:SER:HB2	1:CM:74:VAL:HG22	1.76	0.67
1:CU:106:LYS:HE3	1:CV:128:ILE:HG22	1.77	0.67
1:DS:80:SER:HB2	1:DT:74:VAL:HG22	1.76	0.67
1:EN:106:LYS:HE3	1:EO:128:ILE:HG22	1.77	0.67
1:FU:39:PRO:HD3	1:FU:49:VAL:HG22	1.77	0.67
1:FX:39:PRO:HD3	1:FX:49:VAL:HG22	1.77	0.67
1:GD:106:LYS:HE3	1:GE:128:ILE:HG22	1.77	0.67
1:DF:74:VAL:HG22	1:GR:80:SER:HB2	1.77	0.67
1:GS:80:SER:HB2	1:GT:74:VAL:HG22	1.76	0.67
1:HH:39:PRO:HD3	1:HH:49:VAL:HG22	1.77	0.67
1:HQ:106:LYS:HE3	1:HR:128:ILE:HG22	1.77	0.67
1:HW:80:SER:HB2	1:HX:74:VAL:HG22	1.76	0.67
1:IA:9:LEU:HG	1:IA:10:ARG:H	1.60	0.67

Continued on next page...

Continued from previous page...

Atom-1	Atom-2	Interatomic distance (Å)	Clash overlap (Å)
1:HL:38:LEU:HD22	1:IZ:10:ARG:HH21	1.60	0.67
1:JJ:106:LYS:HE3	1:JK:128:ILE:HG22	1.77	0.67
1:JM:39:PRO:HD3	1:JM:49:VAL:HG22	1.77	0.67
1:JP:80:SER:HB2	1:JQ:74:VAL:HG22	1.76	0.67
1:KH:106:LYS:HE3	1:KI:128:ILE:HG22	1.77	0.67
1:KZ:39:PRO:HD3	1:KZ:49:VAL:HG22	1.77	0.67
1:MD:39:PRO:HD3	1:MD:49:VAL:HG22	1.77	0.67
1:NB:39:PRO:HD3	1:NB:49:VAL:HG22	1.77	0.67
1:AG:80:SER:HB2	1:AH:74:VAL:HG22	1.76	0.67
1:AY:106:LYS:HE3	1:AZ:128:ILE:HG22	1.76	0.67
1:BQ:106:LYS:HE3	1:BR:128:ILE:HG22	1.77	0.67
1:CC:39:PRO:HD3	1:CC:49:VAL:HG22	1.77	0.67
1:CG:9:LEU:HG	1:CG:10:ARG:H	1.60	0.67
1:DM:106:LYS:HE3	1:DN:128:ILE:HG22	1.76	0.67
1:DM:80:SER:HB2	1:DN:74:VAL:HG22	1.76	0.67
1:DY:106:LYS:HE3	1:DZ:128:ILE:HG22	1.76	0.67
1:EE:39:PRO:HD3	1:EE:49:VAL:HG22	1.77	0.67
1:EE:80:SER:HB2	1:EF:74:VAL:HG22	1.76	0.67
1:EZ:39:PRO:HD3	1:EZ:49:VAL:HG22	1.77	0.67
1:FI:39:PRO:HD3	1:FI:49:VAL:HG22	1.77	0.67
1:FI:106:LYS:HE3	1:FJ:128:ILE:HG22	1.77	0.67
1:GP:80:SER:HB2	1:GQ:74:VAL:HG22	1.76	0.67
1:HE:106:LYS:HE3	1:HF:128:ILE:HG22	1.77	0.67
1:IE:104:GLU:OE1	1:LQ:53:ARG:NH1	2.20	0.67
1:IG:9:LEU:HG	1:IG:10:ARG:H	1.60	0.67
1:JD:106:LYS:HE3	1:JE:128:ILE:HG22	1.77	0.67
1:LI:106:LYS:HE3	1:LJ:128:ILE:HG22	1.77	0.67
1:LL:80:SER:HB2	1:LM:74:VAL:HG22	1.76	0.67
1:LR:106:LYS:HE3	1:LS:128:ILE:HG22	1.77	0.67
1:LU:106:LYS:HE3	1:LV:128:ILE:HG22	1.76	0.67
1:MA:39:PRO:HD3	1:MA:49:VAL:HG22	1.77	0.67
1:MJ:39:PRO:HD3	1:MJ:49:VAL:HG22	1.77	0.67
1:NH:106:LYS:HE3	1:NI:128:ILE:HG22	1.77	0.67
1:BE:80:SER:HB2	1:BF:74:VAL:HG22	1.76	0.67
1:BK:39:PRO:HD3	1:BK:49:VAL:HG22	1.77	0.67
1:BX:9:LEU:HG	1:BX:10:ARG:H	1.60	0.67
1:DB:9:LEU:HG	1:DB:10:ARG:H	1.60	0.67
1:DW:9:LEU:HG	1:DW:10:ARG:H	1.60	0.67
1:EF:9:LEU:HG	1:EF:10:ARG:H	1.60	0.67
1:FX:80:SER:HB2	1:FY:74:VAL:HG22	1.76	0.67
1:GA:106:LYS:HE3	1:GB:128:ILE:HG22	1.76	0.67

Continued on next page...

Continued from previous page...

Atom-1	Atom-2	Interatomic distance (Å)	Clash overlap (Å)
1:HB:106:LYS:HE3	1:HC:128:ILE:HG22	1.77	0.67
1:HN:39:PRO:HD3	1:HN:49:VAL:HG22	1.77	0.67
1:II:80:SER:HB2	1:IJ:74:VAL:HG22	1.76	0.67
1:JK:9:LEU:HG	1:JK:10:ARG:H	1.60	0.67
1:LI:80:SER:HB2	1:LJ:74:VAL:HG22	1.76	0.67
1:LJ:9:LEU:HG	1:LJ:10:ARG:H	1.60	0.67
1:MY:106:LYS:HE3	1:MZ:128:ILE:HG22	1.77	0.67
1:MY:80:SER:HB2	1:MZ:74:VAL:HG22	1.76	0.67
1:NC:9:LEU:HG	1:NC:10:ARG:H	1.60	0.67
1:NI:9:LEU:HG	1:NI:10:ARG:H	1.60	0.67
1:AB:9:LEU:HG	1:AB:10:ARG:H	1.60	0.67
1:BB:39:PRO:HD3	1:BB:49:VAL:HG22	1.77	0.67
1:BC:9:LEU:HG	1:BC:10:ARG:H	1.60	0.67
1:BR:9:LEU:HG	1:BR:10:ARG:H	1.60	0.67
1:CL:39:PRO:HD3	1:CL:49:VAL:HG22	1.77	0.67
1:CU:39:PRO:HD3	1:CU:49:VAL:HG22	1.77	0.67
1:CX:80:SER:HB2	1:CY:74:VAL:HG22	1.76	0.67
1:DD:80:SER:HB2	1:DE:74:VAL:HG22	1.76	0.67
1:DK:9:LEU:HG	1:DK:10:ARG:H	1.60	0.67
1:EE:106:LYS:HE3	1:EF:128:ILE:HG22	1.77	0.67
1:FA:9:LEU:HG	1:FA:10:ARG:H	1.60	0.67
1:FO:39:PRO:HD3	1:FO:49:VAL:HG22	1.77	0.67
1:GK:9:LEU:HG	1:GK:10:ARG:H	1.60	0.67
1:GZ:38:LEU:HD22	1:IH:10:ARG:HH21	1.60	0.67
1:IS:9:LEU:HG	1:IS:10:ARG:H	1.60	0.67
1:IX:80:SER:HB2	1:IY:74:VAL:HG22	1.76	0.67
1:JA:39:PRO:HD3	1:JA:49:VAL:HG22	1.77	0.67
1:KD:80:SER:HB2	1:NP:74:VAL:HG22	1.77	0.67
1:KL:9:LEU:HG	1:KL:10:ARG:H	1.60	0.67
1:KZ:80:SER:HB2	1:LA:74:VAL:HG22	1.76	0.67
1:LV:9:LEU:HG	1:LV:10:ARG:H	1.60	0.67
1:MQ:9:LEU:HG	1:MQ:10:ARG:H	1.60	0.67
1:MV:106:LYS:HE3	1:MW:128:ILE:HG22	1.76	0.67
1:MZ:9:LEU:HG	1:MZ:10:ARG:H	1.60	0.67
1:JE:10:ARG:NH2	1:NK:15:ASP:OD1	2.28	0.67
1:NK:39:PRO:HD3	1:NK:49:VAL:HG22	1.77	0.67
1:AA:106:LYS:HE3	1:AB:128:ILE:HG22	1.77	0.67
1:AD:39:PRO:HD3	1:AD:49:VAL:HG22	1.77	0.67
1:AE:9:LEU:HG	1:AE:10:ARG:H	1.60	0.67
1:AX:74:VAL:HG22	1:EJ:80:SER:HB2	1.75	0.67
1:BQ:39:PRO:HD3	1:BQ:49:VAL:HG22	1.77	0.67

Continued on next page...

Continued from previous page...

Atom-1	Atom-2	Interatomic distance (Å)	Clash overlap (Å)
1:DS:106:LYS:HE3	1:DT:128:ILE:HG22	1.77	0.67
1:EQ:39:PRO:HD3	1:EQ:49:VAL:HG22	1.77	0.67
1:EU:9:LEU:HG	1:EU:10:ARG:H	1.60	0.67
1:EW:80:SER:HB2	1:EX:74:VAL:HG22	1.76	0.67
1:FF:39:PRO:HD3	1:FF:49:VAL:HG22	1.77	0.67
1:FL:39:PRO:HD3	1:FL:49:VAL:HG22	1.77	0.67
1:HC:9:LEU:HG	1:HC:10:ARG:H	1.60	0.67
1:HN:80:SER:HB2	1:HO:74:VAL:HG22	1.76	0.67
1:IX:39:PRO:HD3	1:IX:49:VAL:HG22	1.76	0.67
1:JJ:80:SER:HB2	1:JK:74:VAL:HG22	1.76	0.67
1:KH:80:SER:HB2	1:KI:74:VAL:HG22	1.76	0.67
1:KN:39:PRO:HD3	1:KN:49:VAL:HG22	1.77	0.67
1:KX:9:LEU:HG	1:KX:10:ARG:H	1.60	0.67
1:LD:9:LEU:HG	1:LD:10:ARG:H	1.60	0.67
1:MJ:80:SER:HB2	1:MK:74:VAL:HG22	1.76	0.67
1:NF:9:LEU:HG	1:NF:10:ARG:H	1.60	0.67
1:NT:80:SER:HB2	1:NU:74:VAL:HG22	1.76	0.67
1:AA:39:PRO:HD3	1:AA:49:VAL:HG22	1.77	0.66
1:AD:106:LYS:HE3	1:AE:128:ILE:HG22	1.77	0.66
1:AV:80:SER:HB2	1:AW:74:VAL:HG22	1.76	0.66
1:BL:9:LEU:HG	1:BL:10:ARG:H	1.60	0.66
1:CJ:9:LEU:HG	1:CJ:10:ARG:H	1.60	0.66
1:FC:39:PRO:HD3	1:FC:49:VAL:HG22	1.77	0.66
1:FM:9:LEU:HG	1:FM:10:ARG:H	1.60	0.66
1:FU:106:LYS:HE3	1:FV:128:ILE:HG22	1.77	0.66
1:GN:9:LEU:HG	1:GN:10:ARG:H	1.60	0.66
1:II:106:LYS:HE3	1:IJ:128:ILE:HG22	1.77	0.66
1:JB:9:LEU:HG	1:JB:10:ARG:H	1.60	0.66
1:JT:9:LEU:HG	1:JT:10:ARG:H	1.60	0.66
1:LC:80:SER:HB2	1:LD:74:VAL:HG22	1.76	0.66
1:LR:80:SER:HB2	1:LS:74:VAL:HG22	1.76	0.66
1:MB:9:LEU:HG	1:MB:10:ARG:H	1.60	0.66
1:AV:106:LYS:HE3	1:AW:128:ILE:HG22	1.77	0.66
1:BO:9:LEU:HG	1:BO:10:ARG:H	1.60	0.66
1:CP:9:LEU:HG	1:CP:10:ARG:H	1.60	0.66
1:DE:9:LEU:HG	1:DE:10:ARG:H	1.60	0.66
1:DI:104:GLU:OE1	1:GU:53:ARG:NH1	2.23	0.66
1:DJ:39:PRO:HD3	1:DJ:49:VAL:HG22	1.77	0.66
1:DN:10:ARG:NH2	1:GS:15:ASP:OD1	2.28	0.66
1:DS:39:PRO:HD3	1:DS:49:VAL:HG22	1.77	0.66
1:EH:80:SER:HB2	1:EI:74:VAL:HG22	1.76	0.66

Continued on next page...

Continued from previous page...

Atom-1	Atom-2	Interatomic distance (Å)	Clash overlap (Å)
1:EQ:106:LYS:HE3	1:ER:128:ILE:HG22	1.77	0.66
1:EW:106:LYS:HE3	1:EX:128:ILE:HG22	1.76	0.66
1:FG:9:LEU:HG	1:FG:10:ARG:H	1.60	0.66
1:FJ:9:LEU:HG	1:FJ:10:ARG:H	1.60	0.66
1:FP:9:LEU:HG	1:FP:10:ARG:H	1.60	0.66
1:FR:39:PRO:HD3	1:FR:49:VAL:HG22	1.77	0.66
1:FS:9:LEU:HG	1:FS:10:ARG:H	1.60	0.66
1:GA:39:PRO:HD3	1:GA:49:VAL:HG22	1.77	0.66
1:GJ:80:SER:HB2	1:GK:74:VAL:HG22	1.76	0.66
1:FO:38:LEU:HB2	1:GW:10:ARG:HH11	1.60	0.66
1:IF:80:SER:HB2	1:IG:74:VAL:HG22	1.76	0.66
1:JO:57:LYS:NZ	1:NA:92:GLU:OE2	2.25	0.66
1:KB:39:PRO:HD3	1:KB:49:VAL:HG22	1.77	0.66
1:KI:9:LEU:HG	1:KI:10:ARG:H	1.60	0.66
1:NV:21:LEU:HD11	1:NV:55:LEU:HD11	1.78	0.66
1:AR:21:LEU:HD11	1:AR:55:LEU:HD11	1.78	0.66
1:BG:74:VAL:HG22	1:ES:80:SER:HB2	1.77	0.66
1:BY:21:LEU:HD11	1:BY:55:LEU:HD11	1.78	0.66
1:CQ:8:LYS:HB2	1:GC:119:ASP:O	1.95	0.66
1:CX:106:LYS:HE3	1:CY:128:ILE:HG22	1.77	0.66
1:BN:113:TYR:O	1:EA:26:VAL:HG21	1.95	0.66
1:EB:106:LYS:HE3	1:EC:128:ILE:HG22	1.76	0.66
1:EI:10:ARG:NH2	1:EN:15:ASP:OD1	2.28	0.66
1:FE:21:LEU:HD11	1:FE:55:LEU:HD11	1.78	0.66
1:FO:106:LYS:HE3	1:FP:128:ILE:HG22	1.77	0.66
1:GG:39:PRO:HD3	1:GG:49:VAL:HG22	1.77	0.66
1:HT:80:SER:HB2	1:HU:74:VAL:HG22	1.76	0.66
1:HW:39:PRO:HD3	1:HW:49:VAL:HG22	1.77	0.66
1:IP:9:LEU:HG	1:IP:10:ARG:H	1.60	0.66
1:JV:39:PRO:HD3	1:JV:49:VAL:HG22	1.77	0.66
1:KO:9:LEU:HG	1:KO:10:ARG:H	1.60	0.66
1:KQ:80:SER:HB2	1:KR:74:VAL:HG22	1.76	0.66
1:LF:80:SER:HB2	1:LG:74:VAL:HG22	1.76	0.66
1:LH:21:LEU:HD11	1:LH:55:LEU:HD11	1.78	0.66
1:MV:80:SER:HB2	1:MW:74:VAL:HG22	1.76	0.66
1:NO:9:LEU:HG	1:NO:10:ARG:H	1.60	0.66
1:BE:106:LYS:HE3	1:BF:128:ILE:HG22	1.77	0.66
1:CB:21:LEU:HD11	1:CB:55:LEU:HD11	1.78	0.66
1:DA:106:LYS:HE3	1:DB:128:ILE:HG22	1.77	0.66
1:DF:21:LEU:HD11	1:DF:55:LEU:HD11	1.78	0.66
1:DM:39:PRO:HD3	1:DM:49:VAL:HG22	1.77	0.66

Continued on next page...

Continued from previous page...

Atom-1	Atom-2	Interatomic distance (Å)	Clash overlap (Å)
1:DO:21:LEU:HD11	1:DO:55:LEU:HD11	1.78	0.66
1:EN:39:PRO:HD3	1:EN:49:VAL:HG22	1.77	0.66
1:EW:39:PRO:HD3	1:EW:49:VAL:HG22	1.77	0.66
1:FZ:21:LEU:HD11	1:FZ:55:LEU:HD11	1.78	0.66
1:GE:9:LEU:HG	1:GE:10:ARG:H	1.60	0.66
1:DI:119:ASP:O	1:GU:8:LYS:HB2	1.95	0.66
1:HE:80:SER:HB2	1:HF:74:VAL:HG22	1.76	0.66
1:HJ:21:LEU:HD11	1:HJ:55:LEU:HD11	1.78	0.66
1:HM:21:LEU:HD11	1:HM:55:LEU:HD11	1.78	0.66
1:HW:113:TYR:O	1:LH:26:VAL:HG21	1.93	0.66
1:HW:106:LYS:HE3	1:HX:128:ILE:HG22	1.77	0.66
1:ID:9:LEU:HG	1:ID:10:ARG:H	1.60	0.66
1:IE:21:LEU:HD11	1:IE:55:LEU:HD11	1.78	0.66
1:JA:80:SER:HB2	1:JB:74:VAL:HG22	1.76	0.66
1:JO:21:LEU:HD11	1:JO:55:LEU:HD11	1.78	0.66
1:JP:39:PRO:HD3	1:JP:49:VAL:HG22	1.77	0.66
1:JY:80:SER:HB2	1:JZ:74:VAL:HG22	1.76	0.66
1:KD:21:LEU:HD11	1:KD:55:LEU:HD11	1.78	0.66
1:KT:106:LYS:HE3	1:KU:128:ILE:HG22	1.77	0.66
1:MM:80:SER:HB2	1:MN:74:VAL:HG22	1.76	0.66
1:MP:80:SER:HB2	1:MQ:74:VAL:HG22	1.76	0.66
1:MV:39:PRO:HD3	1:MV:49:VAL:HG22	1.77	0.66
1:NE:106:LYS:HE3	1:NF:128:ILE:HG22	1.77	0.66
1:NK:80:SER:HB2	1:NL:74:VAL:HG22	1.76	0.66
1:NU:9:LEU:HG	1:NU:10:ARG:H	1.60	0.66
1:AL:21:LEU:HD11	1:AL:55:LEU:HD11	1.78	0.66
1:BQ:80:SER:HB2	1:BR:74:VAL:HG22	1.76	0.66
1:BW:80:SER:HB2	1:BX:74:VAL:HG22	1.76	0.66
1:CO:39:PRO:HD3	1:CO:49:VAL:HG22	1.77	0.66
1:CZ:21:LEU:HD11	1:CZ:55:LEU:HD11	1.78	0.66
1:DN:9:LEU:HG	1:DN:10:ARG:H	1.60	0.66
1:EL:9:LEU:HG	1:EL:10:ARG:H	1.60	0.66
1:FI:80:SER:HB2	1:FJ:74:VAL:HG22	1.76	0.66
1:GD:39:PRO:HD3	1:GD:49:VAL:HG22	1.77	0.66
1:GV:106:LYS:HE3	1:GW:128:ILE:HG22	1.77	0.66
1:GX:21:LEU:HD11	1:GX:55:LEU:HD11	1.78	0.66
1:HF:9:LEU:HG	1:HF:10:ARG:H	1.60	0.66
1:HH:106:LYS:HE3	1:HI:128:ILE:HG22	1.77	0.66
1:HI:9:LEU:HG	1:HI:10:ARG:H	1.60	0.66
1:HR:9:LEU:HG	1:HR:10:ARG:H	1.60	0.66
1:HX:9:LEU:HG	1:HX:10:ARG:H	1.60	0.66

Continued on next page...

Continued from previous page...

Atom-1	Atom-2	Interatomic distance (Å)	Clash overlap (Å)
1:IC:39:PRO:HD3	1:IC:49:VAL:HG22	1.77	0.66
1:II:39:PRO:HD3	1:II:49:VAL:HG22	1.77	0.66
1:IK:21:LEU:HD11	1:IK:55:LEU:HD11	1.78	0.66
1:IO:39:PRO:HD3	1:IO:49:VAL:HG22	1.77	0.66
1:IU:106:LYS:HE3	1:IV:128:ILE:HG22	1.77	0.66
1:KB:106:LYS:HE3	1:KC:128:ILE:HG22	1.77	0.66
1:LO:39:PRO:HD3	1:LO:49:VAL:HG22	1.77	0.66
1:LX:106:LYS:HE3	1:LY:128:ILE:HG22	1.77	0.66
1:NM:21:LEU:HD11	1:NM:55:LEU:HD11	1.78	0.66
1:NN:39:PRO:HD3	1:NN:49:VAL:HG22	1.77	0.66
1:AO:21:LEU:HD11	1:AO:55:LEU:HD11	1.78	0.66
1:BT:106:LYS:HE3	1:BU:128:ILE:HG22	1.77	0.66
1:CR:39:PRO:HD3	1:CR:49:VAL:HG22	1.77	0.66
1:CW:21:LEU:HD11	1:CW:55:LEU:HD11	1.78	0.66
1:DI:21:LEU:HD11	1:DI:55:LEU:HD11	1.78	0.66
1:GI:21:LEU:HD11	1:GI:55:LEU:HD11	1.78	0.66
1:GP:106:LYS:HE3	1:GQ:128:ILE:HG22	1.77	0.66
1:HK:39:PRO:HD3	1:HK:49:VAL:HG22	1.77	0.66
1:HP:21:LEU:HD11	1:HP:55:LEU:HD11	1.78	0.66
1:IC:106:LYS:HE3	1:ID:128:ILE:HG22	1.77	0.66
1:IL:39:PRO:HD3	1:IL:49:VAL:HG22	1.77	0.66
1:IL:106:LYS:HE3	1:IM:128:ILE:HG22	1.77	0.66
1:IO:106:LYS:HE3	1:IP:128:ILE:HG22	1.77	0.66
1:IY:9:LEU:HG	1:IY:10:ARG:H	1.60	0.66
1:JA:106:LYS:HE3	1:JB:128:ILE:HG22	1.77	0.66
1:JD:80:SER:HB2	1:JE:74:VAL:HG22	1.76	0.66
1:JV:80:SER:HB2	1:JW:74:VAL:HG22	1.76	0.66
1:JY:106:LYS:HE3	1:JZ:128:ILE:HG22	1.77	0.66
1:KQ:106:LYS:HE3	1:KR:128:ILE:HG22	1.77	0.66
1:MM:39:PRO:HD3	1:MM:49:VAL:HG22	1.77	0.66
1:MR:21:LEU:HD11	1:MR:55:LEU:HD11	1.78	0.66
1:MY:39:PRO:HD3	1:MY:49:VAL:HG22	1.76	0.66
1:NP:21:LEU:HD11	1:NP:55:LEU:HD11	1.78	0.66
1:AF:21:LEU:HD11	1:AF:55:LEU:HD11	1.78	0.66
1:AM:106:LYS:HE3	1:AN:128:ILE:HG22	1.77	0.66
1:AT:9:LEU:HG	1:AT:10:ARG:H	1.60	0.66
1:AY:39:PRO:HD3	1:AY:49:VAL:HG22	1.77	0.66
1:BD:21:LEU:HD11	1:BD:55:LEU:HD11	1.78	0.66
1:BK:106:LYS:HE3	1:BL:128:ILE:HG22	1.77	0.66
1:CE:21:LEU:HD11	1:CE:55:LEU:HD11	1.78	0.66
1:CO:80:SER:HB2	1:CP:74:VAL:HG22	1.76	0.66

Continued on next page...

Continued from previous page...

Atom-1	Atom-2	Interatomic distance (Å)	Clash overlap (Å)
1:CV:9:LEU:HG	1:CV:10:ARG:H	1.60	0.66
1:DU:21:LEU:HD11	1:DU:55:LEU:HD11	1.78	0.66
1:DZ:9:LEU:HG	1:DZ:10:ARG:H	1.60	0.66
1:ET:106:LYS:HE3	1:EU:128:ILE:HG22	1.77	0.66
1:EX:9:LEU:HG	1:EX:10:ARG:H	1.60	0.66
1:FC:80:SER:HB2	1:FD:74:VAL:HG22	1.76	0.66
1:GA:80:SER:HB2	1:GB:74:VAL:HG22	1.76	0.66
1:GH:9:LEU:HG	1:GH:10:ARG:H	1.60	0.66
1:GT:9:LEU:HG	1:GT:10:ARG:H	1.60	0.66
1:HB:15:ASP:OD1	1:MZ:10:ARG:NH2	2.29	0.66
1:HB:39:PRO:HD3	1:HB:49:VAL:HG22	1.77	0.66
1:HO:9:LEU:HG	1:HO:10:ARG:H	1.60	0.66
1:HQ:80:SER:HB2	1:HR:74:VAL:HG22	1.76	0.66
1:HS:21:LEU:HD11	1:HS:55:LEU:HD11	1.78	0.66
1:HZ:39:PRO:HD3	1:HZ:49:VAL:HG22	1.77	0.66
1:IH:21:LEU:HD11	1:IH:55:LEU:HD11	1.78	0.66
1:IR:106:LYS:HE3	1:IS:128:ILE:HG22	1.76	0.66
1:JN:9:LEU:HG	1:JN:10:ARG:H	1.60	0.66
1:KM:21:LEU:HD11	1:KM:55:LEU:HD11	1.78	0.66
1:KU:9:LEU:HG	1:KU:10:ARG:H	1.60	0.66
1:LU:39:PRO:HD3	1:LU:49:VAL:HG22	1.77	0.66
1:JI:80:SER:HB2	1:MU:74:VAL:HG22	1.77	0.66
1:BF:9:LEU:HG	1:BF:10:ARG:H	1.60	0.66
1:BN:106:LYS:HE3	1:BO:128:ILE:HG22	1.77	0.66
1:BP:21:LEU:HD11	1:BP:55:LEU:HD11	1.78	0.66
1:BS:21:LEU:HD11	1:BS:55:LEU:HD11	1.78	0.66
1:GQ:9:LEU:HG	1:GQ:10:ARG:H	1.60	0.66
1:HL:10:ARG:HH11	1:IX:38:LEU:HB2	1.61	0.66
1:JX:119:ASP:O	1:NJ:8:LYS:HB2	1.95	0.66
1:KR:9:LEU:HG	1:KR:10:ARG:H	1.60	0.66
1:LB:21:LEU:HD11	1:LB:55:LEU:HD11	1.78	0.66
1:MA:106:LYS:HE3	1:MB:128:ILE:HG22	1.77	0.66
1:MG:106:LYS:HE3	1:MH:128:ILE:HG22	1.76	0.66
1:MM:106:LYS:HE3	1:MN:128:ILE:HG22	1.77	0.66
1:MN:9:LEU:HG	1:MN:10:ARG:H	1.60	0.66
1:MO:21:LEU:HD11	1:MO:55:LEU:HD11	1.78	0.66
1:MU:21:LEU:HD11	1:MU:55:LEU:HD11	1.78	0.66
1:MW:9:LEU:HG	1:MW:10:ARG:H	1.60	0.66
1:NR:9:LEU:HG	1:NR:10:ARG:H	1.60	0.66
1:NT:39:PRO:HD3	1:NT:49:VAL:HG22	1.77	0.66
1:AP:106:LYS:HE3	1:AQ:128:ILE:HG22	1.77	0.66

Continued on next page...

Continued from previous page...

Atom-1	Atom-2	Interatomic distance (Å)	Clash overlap (Å)
1:AS:106:LYS:HE3	1:AT:128:ILE:HG22	1.77	0.66
1:BZ:39:PRO:HD3	1:BZ:49:VAL:HG22	1.77	0.66
1:DP:39:PRO:HD3	1:DP:49:VAL:HG22	1.77	0.66
1:DR:21:LEU:HD11	1:DR:55:LEU:HD11	1.78	0.66
1:FB:21:LEU:HD11	1:FB:55:LEU:HD11	1.78	0.66
1:FV:9:LEU:HG	1:FV:10:ARG:H	1.60	0.66
1:GY:106:LYS:HE3	1:GZ:128:ILE:HG22	1.77	0.66
1:GZ:9:LEU:HG	1:GZ:10:ARG:H	1.60	0.66
1:HT:39:PRO:HD3	1:HT:49:VAL:HG22	1.77	0.66
1:IX:106:LYS:HE3	1:IY:128:ILE:HG22	1.77	0.66
1:JF:21:LEU:HD11	1:JF:55:LEU:HD11	1.78	0.66
1:JS:39:PRO:HD3	1:JS:49:VAL:HG22	1.77	0.66
1:JS:106:LYS:HE3	1:JT:128:ILE:HG22	1.76	0.66
1:JY:39:PRO:HD3	1:JY:49:VAL:HG22	1.77	0.66
1:KA:21:LEU:HD11	1:KA:55:LEU:HD11	1.78	0.66
1:LC:106:LYS:HE3	1:LD:128:ILE:HG22	1.77	0.66
1:LM:9:LEU:HG	1:LM:10:ARG:H	1.60	0.66
1:NA:21:LEU:HD11	1:NA:55:LEU:HD11	1.78	0.66
1:NH:80:SER:HB2	1:NI:74:VAL:HG22	1.76	0.66
1:BJ:21:LEU:HD11	1:BJ:55:LEU:HD11	1.78	0.66
1:BN:80:SER:HB2	1:BO:74:VAL:HG22	1.76	0.66
1:CD:9:LEU:HG	1:CD:10:ARG:H	1.60	0.66
1:CI:39:PRO:HD3	1:CI:49:VAL:HG22	1.77	0.66
1:DH:9:LEU:HG	1:DH:10:ARG:H	1.60	0.66
1:EP:21:LEU:HD11	1:EP:55:LEU:HD11	1.78	0.66
1:GJ:106:LYS:HE3	1:GK:128:ILE:HG22	1.76	0.66
1:GL:21:LEU:HD11	1:GL:55:LEU:HD11	1.78	0.66
1:GW:9:LEU:HG	1:GW:10:ARG:H	1.60	0.66
1:HL:9:LEU:HG	1:HL:10:ARG:H	1.60	0.66
1:HT:106:LYS:HE3	1:HU:128:ILE:HG22	1.77	0.66
1:HU:9:LEU:HG	1:HU:10:ARG:H	1.60	0.66
1:HZ:106:LYS:HE3	1:IA:128:ILE:HG22	1.77	0.66
1:JL:21:LEU:HD11	1:JL:55:LEU:HD11	1.78	0.66
1:KG:21:LEU:HD11	1:KG:55:LEU:HD11	1.78	0.66
1:LG:10:ARG:NH2	1:LL:15:ASP:OD1	2.29	0.66
1:MS:106:LYS:HE3	1:MT:128:ILE:HG22	1.77	0.66
1:ND:21:LEU:HD11	1:ND:55:LEU:HD11	1.78	0.66
1:AI:21:LEU:HD11	1:AI:55:LEU:HD11	1.78	0.65
1:AQ:9:LEU:HG	1:AQ:10:ARG:H	1.60	0.65
1:AY:80:SER:HB2	1:AZ:74:VAL:HG22	1.76	0.65
1:BA:21:LEU:HD11	1:BA:55:LEU:HD11	1.78	0.65

Continued on next page...

Continued from previous page...

Atom-1	Atom-2	Interatomic distance (Å)	Clash overlap (Å)
1:BG:21:LEU:HD11	1:BG:55:LEU:HD11	1.78	0.65
1:BT:39:PRO:HD3	1:BT:49:VAL:HG22	1.77	0.65
1:CF:106:LYS:HE3	1:CG:128:ILE:HG22	1.77	0.65
1:CT:21:LEU:HD11	1:CT:55:LEU:HD11	1.78	0.65
1:EC:15:ASP:OD1	1:GC:10:ARG:NH1	2.30	0.65
1:EH:119:ASP:HB3	1:EI:8:LYS:HE3	1.79	0.65
1:ET:39:PRO:HD3	1:ET:49:VAL:HG22	1.77	0.65
1:FY:9:LEU:HG	1:FY:10:ARG:H	1.60	0.65
1:GS:106:LYS:HE3	1:GT:128:ILE:HG22	1.77	0.65
1:GY:39:PRO:HD3	1:GY:49:VAL:HG22	1.77	0.65
1:HV:21:LEU:HD11	1:HV:55:LEU:HD11	1.78	0.65
1:IR:80:SER:HB2	1:IS:74:VAL:HG22	1.76	0.65
1:JH:9:LEU:HG	1:JH:10:ARG:H	1.60	0.65
1:JI:21:LEU:HD11	1:JI:55:LEU:HD11	1.78	0.65
1:KK:106:LYS:HE3	1:KL:128:ILE:HG22	1.77	0.65
1:KW:106:LYS:HE3	1:KX:128:ILE:HG22	1.77	0.65
1:LK:21:LEU:HD11	1:LK:55:LEU:HD11	1.78	0.65
1:LT:21:LEU:HD11	1:LT:55:LEU:HD11	1.78	0.65
1:LY:9:LEU:HG	1:LY:10:ARG:H	1.60	0.65
1:AM:39:PRO:HD3	1:AM:49:VAL:HG22	1.77	0.65
1:AP:80:SER:HB2	1:AQ:74:VAL:HG22	1.76	0.65
1:AS:39:PRO:HD3	1:AS:49:VAL:HG22	1.77	0.65
1:AV:39:PRO:HD3	1:AV:49:VAL:HG22	1.77	0.65
1:AZ:9:LEU:HG	1:AZ:10:ARG:H	1.60	0.65
1:CI:119:ASP:HB3	1:CJ:8:LYS:HE3	1.79	0.65
1:CQ:21:LEU:HD11	1:CQ:55:LEU:HD11	1.78	0.65
1:DP:106:LYS:HE3	1:DQ:128:ILE:HG22	1.77	0.65
1:EB:80:SER:HB2	1:EC:74:VAL:HG22	1.76	0.65
1:EI:9:LEU:HG	1:EI:10:ARG:H	1.60	0.65
1:EK:80:SER:HB2	1:EL:74:VAL:HG22	1.76	0.65
1:GM:39:PRO:HD3	1:GM:49:VAL:HG22	1.77	0.65
1:GR:21:LEU:HD11	1:GR:55:LEU:HD11	1.78	0.65
1:GU:21:LEU:HD11	1:GU:55:LEU:HD11	1.78	0.65
1:HG:21:LEU:HD11	1:HG:55:LEU:HD11	1.78	0.65
1:IB:21:LEU:HD11	1:IB:55:LEU:HD11	1.78	0.65
1:IL:80:SER:HB2	1:IM:74:VAL:HG22	1.76	0.65
1:IT:21:LEU:HD11	1:IT:55:LEU:HD11	1.78	0.65
1:KE:39:PRO:HD3	1:KE:49:VAL:HG22	1.77	0.65
1:KQ:39:PRO:HD3	1:KQ:49:VAL:HG22	1.77	0.65
1:LL:106:LYS:HE3	1:LM:128:ILE:HG22	1.77	0.65
1:LP:9:LEU:HG	1:LP:10:ARG:H	1.60	0.65

Continued on next page...

Continued from previous page...

Atom-1	Atom-2	Interatomic distance (Å)	Clash overlap (Å)
1:MG:119:ASP:HB3	1:MH:8:LYS:HE3	1.79	0.65
1:MH:9:LEU:HG	1:MH:10:ARG:H	1.60	0.65
1:ML:21:LEU:HD11	1:ML:55:LEU:HD11	1.78	0.65
1:MP:106:LYS:HE3	1:MQ:128:ILE:HG22	1.77	0.65
1:AX:21:LEU:HD11	1:AX:55:LEU:HD11	1.78	0.65
1:AY:119:ASP:HB3	1:AZ:8:LYS:HE3	1.79	0.65
1:BH:119:ASP:HB3	1:BI:8:LYS:HE3	1.79	0.65
1:BW:39:PRO:HD3	1:BW:49:VAL:HG22	1.77	0.65
1:CY:9:LEU:HG	1:CY:10:ARG:H	1.60	0.65
1:EM:21:LEU:HD11	1:EM:55:LEU:HD11	1.78	0.65
1:ER:9:LEU:HG	1:ER:10:ARG:H	1.60	0.65
1:FX:106:LYS:HE3	1:FY:128:ILE:HG22	1.77	0.65
1:IF:106:LYS:HE3	1:IG:128:ILE:HG22	1.76	0.65
1:KY:21:LEU:HD11	1:KY:55:LEU:HD11	1.78	0.65
1:LA:9:LEU:HG	1:LA:10:ARG:H	1.60	0.65
1:LI:39:PRO:HD3	1:LI:49:VAL:HG22	1.77	0.65
1:LQ:21:LEU:HD11	1:LQ:55:LEU:HD11	1.78	0.65
1:LU:119:ASP:HB3	1:LV:8:LYS:HE3	1.79	0.65
1:MD:106:LYS:HE3	1:ME:128:ILE:HG22	1.77	0.65
1:NJ:21:LEU:HD11	1:NJ:55:LEU:HD11	1.78	0.65
1:NK:106:LYS:HE3	1:NL:128:ILE:HG22	1.77	0.65
1:NN:119:ASP:HB3	1:NO:8:LYS:HE3	1.79	0.65
1:NQ:39:PRO:HD3	1:NQ:49:VAL:HG22	1.77	0.65
1:BV:21:LEU:HD11	1:BV:55:LEU:HD11	1.78	0.65
1:DJ:106:LYS:HE3	1:DK:128:ILE:HG22	1.77	0.65
1:DV:39:PRO:HD3	1:DV:49:VAL:HG22	1.77	0.65
1:EA:21:LEU:HD11	1:EA:55:LEU:HD11	1.78	0.65
1:HA:8:LYS:HB2	1:KM:119:ASP:O	1.97	0.65
1:HL:10:ARG:NH1	1:IX:38:LEU:HB2	2.10	0.65
1:HN:119:ASP:HB3	1:HO:8:LYS:HE3	1.79	0.65
1:IQ:4:ILE:HG23	1:IQ:22:PRO:HG3	1.79	0.65
1:JG:106:LYS:HE3	1:JH:128:ILE:HG22	1.77	0.65
1:JY:119:ASP:HB3	1:JZ:8:LYS:HE3	1.79	0.65
1:LS:9:LEU:HG	1:LS:10:ARG:H	1.60	0.65
1:LX:80:SER:HB2	1:LY:74:VAL:HG22	1.76	0.65
1:IT:57:LYS:NZ	1:MF:92:GLU:OE2	2.26	0.65
1:MX:21:LEU:HD11	1:MX:55:LEU:HD11	1.78	0.65
1:NB:106:LYS:HE3	1:NC:128:ILE:HG22	1.77	0.65
1:AR:4:ILE:HG23	1:AR:22:PRO:HG3	1.79	0.65
1:CN:21:LEU:HD11	1:CN:55:LEU:HD11	1.78	0.65
1:CO:106:LYS:HE3	1:CP:128:ILE:HG22	1.77	0.65

Continued on next page...

Continued from previous page...

Atom-1	Atom-2	Interatomic distance (Å)	Clash overlap (Å)
1:CR:106:LYS:HE3	1:CS:128:ILE:HG22	1.77	0.65
1:DX:21:LEU:HD11	1:DX:55:LEU:HD11	1.78	0.65
1:DY:39:PRO:HD3	1:DY:49:VAL:HG22	1.77	0.65
1:EG:21:LEU:HD11	1:EG:55:LEU:HD11	1.78	0.65
1:FF:119:ASP:HB3	1:FG:8:LYS:HE3	1.79	0.65
1:FN:21:LEU:HD11	1:FN:55:LEU:HD11	1.78	0.65
1:FZ:4:ILE:HG23	1:FZ:22:PRO:HG3	1.79	0.65
1:GJ:119:ASP:HB3	1:GK:8:LYS:HE3	1.79	0.65
1:GY:119:ASP:HB3	1:GZ:8:LYS:HE3	1.79	0.65
1:HB:119:ASP:HB3	1:HC:8:LYS:HE3	1.79	0.65
1:HY:21:LEU:HD11	1:HY:55:LEU:HD11	1.78	0.65
1:IJ:9:LEU:HG	1:IJ:10:ARG:H	1.60	0.65
1:IL:119:ASP:HB3	1:IM:8:LYS:HE3	1.79	0.65
1:IZ:57:LYS:NZ	1:ML:92:GLU:OE2	2.25	0.65
1:JD:39:PRO:HD3	1:JD:49:VAL:HG22	1.77	0.65
1:JE:9:LEU:HG	1:JE:10:ARG:H	1.60	0.65
1:KC:9:LEU:HG	1:KC:10:ARG:H	1.60	0.65
1:LC:119:ASP:HB3	1:LD:8:LYS:HE3	1.79	0.65
1:MD:80:SER:HB2	1:ME:74:VAL:HG22	1.76	0.65
1:MV:119:ASP:HB3	1:MW:8:LYS:HE3	1.79	0.65
1:NE:39:PRO:HD3	1:NE:49:VAL:HG22	1.77	0.65
1:NS:4:ILE:HG23	1:NS:22:PRO:HG3	1.79	0.65
1:AC:57:LYS:HZ1	1:DO:92:GLU:CD	1.99	0.65
1:AO:74:VAL:HG22	1:EA:80:SER:HB2	1.78	0.65
1:BN:39:PRO:HD3	1:BN:49:VAL:HG22	1.77	0.65
1:BQ:119:ASP:HB3	1:BR:8:LYS:HE3	1.79	0.65
1:BU:9:LEU:HG	1:BU:10:ARG:H	1.60	0.65
1:CA:9:LEU:HG	1:CA:10:ARG:H	1.60	0.65
1:CC:119:ASP:HB3	1:CD:8:LYS:HE3	1.78	0.65
1:CF:39:PRO:HD3	1:CF:49:VAL:HG22	1.77	0.65
1:CS:9:LEU:HG	1:CS:10:ARG:H	1.60	0.65
1:AC:53:ARG:NH1	1:DO:104:GLU:OE1	2.25	0.65
1:DQ:9:LEU:HG	1:DQ:10:ARG:H	1.60	0.65
1:EO:9:LEU:HG	1:EO:10:ARG:H	1.60	0.65
1:ES:21:LEU:HD11	1:ES:55:LEU:HD11	1.78	0.65
1:EZ:80:SER:HB2	1:FA:74:VAL:HG22	1.76	0.65
1:FR:106:LYS:HE3	1:FS:128:ILE:HG22	1.77	0.65
1:FW:4:ILE:HG23	1:FW:22:PRO:HG3	1.79	0.65
1:CZ:49:VAL:HG11	1:GL:112:ALA:O	1.96	0.65
1:GO:4:ILE:HG23	1:GO:22:PRO:HG3	1.79	0.65
1:HH:119:ASP:HB3	1:HI:8:LYS:HE3	1.79	0.65

Continued on next page...

Continued from previous page...

Atom-1	Atom-2	Interatomic distance (Å)	Clash overlap (Å)
1:HQ:119:ASP:HB3	1:HR:8:LYS:HE3	1.79	0.65
1:IU:39:PRO:HD3	1:IU:49:VAL:HG22	1.77	0.65
1:JC:21:LEU:HD11	1:JC:55:LEU:HD11	1.78	0.65
1:JQ:9:LEU:HG	1:JQ:10:ARG:H	1.60	0.65
1:KE:119:ASP:HB3	1:KF:8:LYS:HE3	1.79	0.65
1:KS:4:ILE:HG23	1:KS:22:PRO:HG3	1.79	0.65
1:MI:21:LEU:HD11	1:MI:55:LEU:HD11	1.78	0.65
1:MJ:106:LYS:HE3	1:MK:128:ILE:HG22	1.77	0.65
1:NB:119:ASP:HB3	1:NC:8:LYS:HE3	1.79	0.65
1:NV:4:ILE:HG23	1:NV:22:PRO:HG3	1.79	0.65
1:AH:9:LEU:HG	1:AH:10:ARG:H	1.60	0.65
1:AJ:119:ASP:HB3	1:AK:8:LYS:HE3	1.79	0.65
1:AN:9:LEU:HG	1:AN:10:ARG:H	1.60	0.65
1:BM:4:ILE:HG23	1:BM:22:PRO:HG3	1.79	0.65
1:CH:21:LEU:HD11	1:CH:55:LEU:HD11	1.78	0.65
1:CH:4:ILE:HG23	1:CH:22:PRO:HG3	1.79	0.65
1:CM:9:LEU:HG	1:CM:10:ARG:H	1.60	0.65
1:CQ:4:ILE:HG23	1:CQ:22:PRO:HG3	1.79	0.65
1:DT:9:LEU:HG	1:DT:10:ARG:H	1.60	0.65
1:EQ:119:ASP:HB3	1:ER:8:LYS:HE3	1.79	0.65
1:ET:119:ASP:HB3	1:EU:8:LYS:HE3	1.79	0.65
1:DF:49:VAL:HG11	1:GR:112:ALA:O	1.96	0.65
1:GV:119:ASP:HB3	1:GW:8:LYS:HE3	1.79	0.65
1:HD:4:ILE:HG23	1:HD:22:PRO:HG3	1.79	0.65
1:HK:119:ASP:HB3	1:HL:8:LYS:HE3	1.79	0.65
1:IN:74:VAL:HG22	1:LZ:80:SER:HB2	1.78	0.65
1:JS:119:ASP:HB3	1:JT:8:LYS:HE3	1.79	0.65
1:JX:4:ILE:HG23	1:JX:22:PRO:HG3	1.79	0.65
1:LR:119:ASP:HB3	1:LS:8:LYS:HE3	1.79	0.65
1:LX:119:ASP:HB3	1:LY:8:LYS:HE3	1.79	0.65
1:JF:49:VAL:HG11	1:MR:112:ALA:O	1.96	0.65
1:MT:9:LEU:HG	1:MT:10:ARG:H	1.60	0.65
1:NG:21:LEU:HD11	1:NG:55:LEU:HD11	1.78	0.65
1:AK:9:LEU:HG	1:AK:10:ARG:H	1.60	0.65
1:AU:21:LEU:HD11	1:AU:55:LEU:HD11	1.78	0.65
1:BY:49:VAL:HG11	1:FK:112:ALA:O	1.97	0.65
1:DC:4:ILE:HG23	1:DC:22:PRO:HG3	1.79	0.65
1:DX:4:ILE:HG23	1:DX:22:PRO:HG3	1.79	0.65
1:FR:119:ASP:HB3	1:FS:8:LYS:HE3	1.79	0.65
1:GL:4:ILE:HG23	1:GL:22:PRO:HG3	1.79	0.65
1:GX:4:ILE:HG23	1:GX:22:PRO:HG3	1.79	0.65

Continued on next page...

Continued from previous page...

Atom-1	Atom-2	Interatomic distance (Å)	Clash overlap (Å)
1:HT:119:ASP:HB3	1:HU:8:LYS:HE3	1.79	0.65
1:HV:4:ILE:HG23	1:HV:22:PRO:HG3	1.79	0.65
1:IM:9:LEU:HG	1:IM:10:ARG:H	1.60	0.65
1:IW:4:ILE:HG23	1:IW:22:PRO:HG3	1.79	0.65
1:JG:39:PRO:HD3	1:JG:49:VAL:HG22	1.77	0.65
1:JM:15:ASP:OD1	1:KI:10:ARG:NH2	2.30	0.65
1:KD:4:ILE:HG23	1:KD:22:PRO:HG3	1.79	0.65
1:KJ:4:ILE:HG23	1:KJ:22:PRO:HG3	1.79	0.65
1:LG:9:LEU:HG	1:LG:10:ARG:H	1.60	0.65
1:ME:9:LEU:HG	1:ME:10:ARG:H	1.60	0.65
1:ML:4:ILE:HG23	1:ML:22:PRO:HG3	1.79	0.65
1:NL:9:LEU:HG	1:NL:10:ARG:H	1.60	0.65
1:CL:106:LYS:HE3	1:CM:128:ILE:HG22	1.77	0.65
1:EG:4:ILE:HG23	1:EG:22:PRO:HG3	1.79	0.65
1:EJ:4:ILE:HG23	1:EJ:22:PRO:HG3	1.79	0.65
1:EM:4:ILE:HG23	1:EM:22:PRO:HG3	1.79	0.65
1:EV:4:ILE:HG23	1:EV:22:PRO:HG3	1.79	0.65
1:FX:119:ASP:HB3	1:FY:8:LYS:HE3	1.79	0.65
1:GO:21:LEU:HD11	1:GO:55:LEU:HD11	1.78	0.65
1:GS:119:ASP:HB3	1:GT:8:LYS:HE3	1.79	0.65
1:HS:4:ILE:HG23	1:HS:22:PRO:HG3	1.79	0.65
1:IN:4:ILE:HG23	1:IN:22:PRO:HG3	1.79	0.65
1:IZ:4:ILE:HG23	1:IZ:22:PRO:HG3	1.79	0.65
1:JU:4:ILE:HG23	1:JU:22:PRO:HG3	1.79	0.65
1:JW:9:LEU:HG	1:JW:10:ARG:H	1.60	0.65
1:JX:112:ALA:O	1:NJ:49:VAL:HG11	1.97	0.65
1:HG:4:ILE:CG1	1:KS:125:ASP:HB2	2.27	0.65
1:KV:4:ILE:HG23	1:KV:22:PRO:HG3	1.79	0.65
1:HM:53:ARG:NH1	1:KY:104:GLU:OE1	2.23	0.65
1:LW:21:LEU:HD11	1:LW:55:LEU:HD11	1.78	0.65
1:MM:119:ASP:HB3	1:MN:8:LYS:HE3	1.79	0.65
1:MS:39:PRO:HD3	1:MS:49:VAL:HG22	1.77	0.65
1:AG:119:ASP:HB3	1:AH:8:LYS:HE3	1.79	0.65
1:AO:49:VAL:HG11	1:EA:112:ALA:O	1.97	0.65
1:BA:4:ILE:HG23	1:BA:22:PRO:HG3	1.79	0.65
1:BI:9:LEU:HG	1:BI:10:ARG:H	1.60	0.65
1:BM:21:LEU:HD11	1:BM:55:LEU:HD11	1.78	0.65
1:CK:4:ILE:HG23	1:CK:22:PRO:HG3	1.79	0.65
1:CT:4:ILE:HG23	1:CT:22:PRO:HG3	1.79	0.65
1:DD:119:ASP:HB3	1:DE:8:LYS:HE3	1.79	0.65
1:DM:119:ASP:HB3	1:DN:8:LYS:HE3	1.79	0.65

Continued on next page...

Continued from previous page...

Atom-1	Atom-2	Interatomic distance (Å)	Clash overlap (Å)
1:EC:9:LEU:HG	1:EC:10:ARG:H	1.60	0.65
1:ED:21:LEU:HD11	1:ED:55:LEU:HD11	1.78	0.65
1:FT:4:ILE:HG23	1:FT:22:PRO:HG3	1.79	0.65
1:FU:119:ASP:HB3	1:FV:8:LYS:HE3	1.79	0.65
1:GA:119:ASP:HB3	1:GB:8:LYS:HE3	1.79	0.65
1:GC:21:LEU:HD11	1:GC:55:LEU:HD11	1.78	0.65
1:GF:21:LEU:HD11	1:GF:55:LEU:HD11	1.78	0.65
1:HZ:119:ASP:HB3	1:IA:8:LYS:HE3	1.79	0.65
1:IW:21:LEU:HD11	1:IW:55:LEU:HD11	1.78	0.65
1:JI:4:ILE:HG23	1:JI:22:PRO:HG3	1.79	0.65
1:KE:106:LYS:HE3	1:KF:128:ILE:HG22	1.77	0.65
1:KN:119:ASP:HB3	1:KO:8:LYS:HE3	1.79	0.65
1:KP:21:LEU:HD11	1:KP:55:LEU:HD11	1.78	0.65
1:LB:4:ILE:HG23	1:LB:22:PRO:HG3	1.79	0.65
1:LC:39:PRO:HD3	1:LC:49:VAL:HG22	1.77	0.65
1:LF:39:PRO:HD3	1:LF:49:VAL:HG22	1.77	0.65
1:LH:4:ILE:HG23	1:LH:22:PRO:HG3	1.79	0.65
1:LM:10:ARG:NH1	1:MG:38:LEU:HB2	2.12	0.65
1:MO:4:ILE:HG23	1:MO:22:PRO:HG3	1.79	0.65
1:NG:4:ILE:HG23	1:NG:22:PRO:HG3	1.79	0.65
1:NQ:119:ASP:HB3	1:NR:8:LYS:HE3	1.79	0.65
1:KJ:57:LYS:HZ1	1:NV:92:GLU:CD	2.00	0.65
1:AW:9:LEU:HG	1:AW:10:ARG:H	1.60	0.64
1:CF:119:ASP:HB3	1:CG:8:LYS:HE3	1.79	0.64
1:DY:119:ASP:HB3	1:DZ:8:LYS:HE3	1.79	0.64
1:EB:119:ASP:HB3	1:EC:8:LYS:HE3	1.79	0.64
1:FC:119:ASP:HB3	1:FD:8:LYS:HE3	1.79	0.64
1:FE:4:ILE:HG23	1:FE:22:PRO:HG3	1.79	0.64
1:FK:21:LEU:HD11	1:FK:55:LEU:HD11	1.78	0.64
1:GG:119:ASP:HB3	1:GH:8:LYS:HE3	1.79	0.64
1:IE:92:GLU:CD	1:LQ:57:LYS:HZ3	2.01	0.64
1:IF:119:ASP:HB3	1:IG:8:LYS:HE3	1.79	0.64
1:JF:52:MET:HG2	1:JF:78:GLU:HG3	1.80	0.64
1:JZ:9:LEU:HG	1:JZ:10:ARG:H	1.60	0.64
1:KG:74:VAL:HG22	1:NS:80:SER:HB2	1.79	0.64
1:KJ:52:MET:HG2	1:KJ:78:GLU:HG3	1.80	0.64
1:KQ:119:ASP:HB3	1:KR:8:LYS:HE3	1.79	0.64
1:KY:4:ILE:HG23	1:KY:22:PRO:HG3	1.79	0.64
1:LN:21:LEU:HD11	1:LN:55:LEU:HD11	1.78	0.64
1:MJ:119:ASP:HB3	1:MK:8:LYS:HE3	1.79	0.64
1:JO:53:ARG:NH1	1:NA:104:GLU:OE1	2.24	0.64

Continued on next page...

Continued from previous page...

Atom-1	Atom-2	Interatomic distance (Å)	Clash overlap (Å)
1:AC:21:LEU:HD11	1:AC:55:LEU:HD11	1.78	0.64
1:BI:10:ARG:NH2	1:BN:15:ASP:OD1	2.30	0.64
1:CN:4:ILE:HG23	1:CN:22:PRO:HG3	1.79	0.64
1:CT:52:MET:HG2	1:CT:78:GLU:HG3	1.80	0.64
1:DC:21:LEU:HD11	1:DC:55:LEU:HD11	1.78	0.64
1:DV:119:ASP:HB3	1:DW:8:LYS:HE3	1.79	0.64
1:EJ:21:LEU:HD11	1:EJ:55:LEU:HD11	1.78	0.64
1:EK:119:ASP:HB3	1:EL:8:LYS:HE3	1.79	0.64
1:EY:21:LEU:HD11	1:EY:55:LEU:HD11	1.78	0.64
1:GD:119:ASP:HB3	1:GE:8:LYS:HE3	1.79	0.64
1:GM:119:ASP:HB3	1:GN:8:LYS:HE3	1.79	0.64
1:HE:39:PRO:HD3	1:HE:49:VAL:HG22	1.77	0.64
1:II:119:ASP:HB3	1:IJ:8:LYS:HE3	1.79	0.64
1:KM:52:MET:HG2	1:KM:78:GLU:HG3	1.80	0.64
1:LA:15:ASP:OD1	1:NA:10:ARG:NH1	2.30	0.64
1:KZ:119:ASP:HB3	1:LA:8:LYS:HE3	1.79	0.64
1:LO:119:ASP:HB3	1:LP:8:LYS:HE3	1.79	0.64
1:MI:4:ILE:HG23	1:MI:22:PRO:HG3	1.79	0.64
1:MK:9:LEU:HG	1:MK:10:ARG:H	1.60	0.64
1:BJ:52:MET:HG2	1:BJ:78:GLU:HG3	1.80	0.64
1:BR:38:LEU:HD22	1:ED:10:ARG:HH21	1.62	0.64
1:CQ:57:LYS:HZ3	1:GC:92:GLU:CD	2.01	0.64
1:DC:52:MET:HG2	1:DC:78:GLU:HG3	1.80	0.64
1:DI:52:MET:HG2	1:DI:78:GLU:HG3	1.80	0.64
1:DR:4:ILE:HG23	1:DR:22:PRO:HG3	1.79	0.64
1:EV:21:LEU:HD11	1:EV:55:LEU:HD11	1.78	0.64
1:EZ:38:LEU:HB2	1:FM:10:ARG:NH1	2.12	0.64
1:FE:52:MET:HG2	1:FE:78:GLU:HG3	1.80	0.64
1:FW:21:LEU:HD11	1:FW:55:LEU:HD11	1.78	0.64
1:GB:9:LEU:HG	1:GB:10:ARG:H	1.60	0.64
1:GF:52:MET:HG2	1:GF:78:GLU:HG3	1.80	0.64
1:HM:74:VAL:HG22	1:KY:80:SER:HB2	1.80	0.64
1:IZ:21:LEU:HD11	1:IZ:55:LEU:HD11	1.78	0.64
1:KG:4:ILE:HG23	1:KG:22:PRO:HG3	1.79	0.64
1:MF:21:LEU:HD11	1:MF:55:LEU:HD11	1.78	0.64
1:AD:119:ASP:HB3	1:AE:8:LYS:HE3	1.79	0.64
1:AI:4:ILE:HG23	1:AI:22:PRO:HG3	1.79	0.64
1:AX:52:MET:HG2	1:AX:78:GLU:HG3	1.80	0.64
1:BG:4:ILE:HG23	1:BG:22:PRO:HG3	1.79	0.64
1:BG:52:MET:HG2	1:BG:78:GLU:HG3	1.80	0.64
1:BP:104:GLU:OE1	1:FB:53:ARG:NH1	2.21	0.64

Continued on next page...

Continued from previous page...

Atom-1	Atom-2	Interatomic distance (Å)	Clash overlap (Å)
1:DB:10:ARG:NH2	1:DD:15:ASP:OD1	2.31	0.64
1:DO:4:ILE:HG23	1:DO:22:PRO:HG3	1.79	0.64
1:DS:119:ASP:HB3	1:DT:8:LYS:HE3	1.79	0.64
1:FH:4:ILE:HG23	1:FH:22:PRO:HG3	1.79	0.64
1:FI:119:ASP:HB3	1:FJ:8:LYS:HE3	1.79	0.64
1:GR:4:ILE:HG23	1:GR:22:PRO:HG3	1.79	0.64
1:GR:52:MET:HG2	1:GR:78:GLU:HG3	1.80	0.64
1:HA:119:ASP:O	1:KM:8:LYS:HB2	1.97	0.64
1:IC:119:ASP:HB3	1:ID:8:LYS:HE3	1.79	0.64
1:IW:8:LYS:HB2	1:MI:119:ASP:O	1.97	0.64
1:JO:52:MET:HG2	1:JO:78:GLU:HG3	1.80	0.64
1:JP:119:ASP:HB3	1:JQ:8:LYS:HE3	1.79	0.64
1:KD:52:MET:HG2	1:KD:78:GLU:HG3	1.80	0.64
1:KJ:21:LEU:HD11	1:KJ:55:LEU:HD11	1.78	0.64
1:KS:52:MET:HG2	1:KS:78:GLU:HG3	1.80	0.64
1:KS:21:LEU:HD11	1:KS:55:LEU:HD11	1.78	0.64
1:KT:119:ASP:HB3	1:KU:8:LYS:HE3	1.79	0.64
1:HS:80:SER:HB2	1:LE:74:VAL:HG22	1.80	0.64
1:LH:52:MET:HG2	1:LH:78:GLU:HG3	1.80	0.64
1:MF:52:MET:HG2	1:MF:78:GLU:HG3	1.80	0.64
1:JC:106:LYS:NZ	1:MO:129:THR:O	2.31	0.64
1:MP:39:PRO:HD3	1:MP:49:VAL:HG22	1.77	0.64
1:ND:4:ILE:HG23	1:ND:22:PRO:HG3	1.79	0.64
1:AU:52:MET:HG2	1:AU:78:GLU:HG3	1.80	0.64
1:AV:119:ASP:HB3	1:AW:8:LYS:HE3	1.79	0.64
1:BV:4:ILE:HG23	1:BV:22:PRO:HG3	1.79	0.64
1:BV:52:MET:HG2	1:BV:78:GLU:HG3	1.80	0.64
1:BZ:119:ASP:HB3	1:CA:8:LYS:HE3	1.79	0.64
1:DP:119:ASP:HB3	1:DQ:8:LYS:HE3	1.79	0.64
1:EB:113:TYR:O	1:GC:26:VAL:HG21	1.96	0.64
1:EN:119:ASP:HB3	1:EO:8:LYS:HE3	1.79	0.64
1:FD:9:LEU:HG	1:FD:10:ARG:H	1.60	0.64
1:FH:21:LEU:HD11	1:FH:55:LEU:HD11	1.78	0.64
1:FQ:4:ILE:HG23	1:FQ:22:PRO:HG3	1.79	0.64
1:HA:21:LEU:HD11	1:HA:55:LEU:HD11	1.78	0.64
1:HE:119:ASP:HB3	1:HF:8:LYS:HE3	1.79	0.64
1:HG:4:ILE:HG23	1:HG:22:PRO:HG3	1.79	0.64
1:IE:52:MET:HG2	1:IE:78:GLU:HG3	1.80	0.64
1:IH:52:MET:HG2	1:IH:78:GLU:HG3	1.80	0.64
1:IN:9:LEU:HB2	1:IN:20:THR:HG23	1.80	0.64
1:IV:9:LEU:HG	1:IV:10:ARG:H	1.60	0.64

Continued on next page...

Continued from previous page...

Atom-1	Atom-2	Interatomic distance (Å)	Clash overlap (Å)
1:JX:21:LEU:HD11	1:JX:55:LEU:HD11	1.78	0.64
1:KG:9:LEU:HB2	1:KG:20:THR:HG23	1.80	0.64
1:KH:119:ASP:HB3	1:KI:8:LYS:HE3	1.79	0.64
1:KV:21:LEU:HD11	1:KV:55:LEU:HD11	1.78	0.64
1:KY:52:MET:HG2	1:KY:78:GLU:HG3	1.80	0.64
1:LE:21:LEU:HD11	1:LE:55:LEU:HD11	1.78	0.64
1:LT:52:MET:HG2	1:LT:78:GLU:HG3	1.80	0.64
1:LZ:21:LEU:HD11	1:LZ:55:LEU:HD11	1.78	0.64
1:IZ:57:LYS:HZ1	1:ML:92:GLU:CD	2.01	0.64
1:ND:52:MET:HG2	1:ND:78:GLU:HG3	1.80	0.64
1:NM:52:MET:HG2	1:NM:78:GLU:HG3	1.80	0.64
1:BJ:9:LEU:HB2	1:BJ:20:THR:HG23	1.80	0.64
1:BJ:4:ILE:HG23	1:BJ:22:PRO:HG3	1.79	0.64
1:BM:9:LEU:HB2	1:BM:20:THR:HG23	1.80	0.64
1:BY:74:VAL:HG22	1:FK:80:SER:HB2	1.80	0.64
1:CE:9:LEU:HB2	1:CE:20:THR:HG23	1.80	0.64
1:DL:4:ILE:HG23	1:DL:22:PRO:HG3	1.79	0.64
1:DS:114:SER:HA	1:GR:26:VAL:HG21	1.80	0.64
1:ES:9:LEU:HB2	1:ES:20:THR:HG23	1.80	0.64
1:FZ:9:LEU:HB2	1:FZ:20:THR:HG23	1.80	0.64
1:HD:21:LEU:HD11	1:HD:55:LEU:HD11	1.78	0.64
1:HS:9:LEU:HB2	1:HS:20:THR:HG23	1.80	0.64
1:HY:52:MET:HG2	1:HY:78:GLU:HG3	1.80	0.64
1:IE:112:ALA:O	1:LQ:49:VAL:HG11	1.98	0.64
1:IE:80:SER:HB2	1:LQ:74:VAL:HG22	1.79	0.64
1:IN:21:LEU:HD11	1:IN:55:LEU:HD11	1.78	0.64
1:IT:9:LEU:HB2	1:IT:20:THR:HG23	1.80	0.64
1:JL:4:ILE:HG23	1:JL:22:PRO:HG3	1.79	0.64
1:KG:112:ALA:O	1:NS:49:VAL:HG11	1.97	0.64
1:KP:52:MET:HG2	1:KP:78:GLU:HG3	1.80	0.64
1:MX:9:LEU:HB2	1:MX:20:THR:HG23	1.80	0.64
1:MY:119:ASP:HB3	1:MZ:8:LYS:HE3	1.79	0.64
1:AF:52:MET:HG2	1:AF:78:GLU:HG3	1.80	0.64
1:AO:4:ILE:HG23	1:AO:22:PRO:HG3	1.79	0.64
1:BD:9:LEU:HB2	1:BD:20:THR:HG23	1.80	0.64
1:BT:119:ASP:HB3	1:BU:8:LYS:HE3	1.79	0.64
1:BW:119:ASP:HB3	1:BX:8:LYS:HE3	1.79	0.64
1:CB:125:ASP:HB2	1:FN:4:ILE:CG1	2.28	0.64
1:CK:21:LEU:HD11	1:CK:55:LEU:HD11	1.78	0.64
1:CH:26:VAL:HG21	1:CL:113:TYR:O	1.98	0.64
1:CZ:74:VAL:HG22	1:GL:80:SER:HB2	1.79	0.64

Continued on next page...

Continued from previous page...

Atom-1	Atom-2	Interatomic distance (Å)	Clash overlap (Å)
1:DU:4:ILE:HG23	1:DU:22:PRO:HG3	1.79	0.64
1:EG:9:LEU:HB2	1:EG:20:THR:HG23	1.80	0.64
1:ES:4:ILE:HG23	1:ES:22:PRO:HG3	1.79	0.64
1:FB:52:MET:HG2	1:FB:78:GLU:HG3	1.80	0.64
1:FN:9:LEU:HB2	1:FN:20:THR:HG23	1.80	0.64
1:FQ:21:LEU:HD11	1:FQ:55:LEU:HD11	1.78	0.64
1:GC:52:MET:HG2	1:GC:78:GLU:HG3	1.80	0.64
1:GX:9:LEU:HB2	1:GX:20:THR:HG23	1.80	0.64
1:HJ:4:ILE:HG23	1:HJ:22:PRO:HG3	1.79	0.64
1:HP:119:ASP:O	1:LB:8:LYS:HB2	1.97	0.64
1:IQ:9:LEU:HB2	1:IQ:20:THR:HG23	1.80	0.64
1:IT:119:ASP:O	1:MF:8:LYS:HB2	1.98	0.64
1:JD:119:ASP:HB3	1:JE:8:LYS:HE3	1.79	0.64
1:JV:119:ASP:HB3	1:JW:8:LYS:HE3	1.79	0.64
1:LE:9:LEU:HB2	1:LE:20:THR:HG23	1.80	0.64
1:LN:52:MET:HG2	1:LN:78:GLU:HG3	1.80	0.64
1:LT:4:ILE:HG23	1:LT:22:PRO:HG3	1.79	0.64
1:MI:9:LEU:HB2	1:MI:20:THR:HG23	1.80	0.64
1:MS:119:ASP:HB3	1:MT:8:LYS:HE3	1.79	0.64
1:MU:4:ILE:HG23	1:MU:22:PRO:HG3	1.79	0.64
1:NA:9:LEU:HB2	1:NA:20:THR:HG23	1.80	0.64
1:AA:119:ASP:HB3	1:AB:8:LYS:HE3	1.79	0.64
1:AI:52:MET:HG2	1:AI:78:GLU:HG3	1.80	0.64
1:AL:52:MET:HG2	1:AL:78:GLU:HG3	1.80	0.64
1:AP:119:ASP:HB3	1:AQ:8:LYS:HE3	1.79	0.64
1:AR:52:MET:HG2	1:AR:78:GLU:HG3	1.80	0.64
1:AS:119:ASP:HB3	1:AT:8:LYS:HE3	1.79	0.64
1:AV:113:TYR:O	1:EG:26:VAL:HG21	1.98	0.64
1:BK:119:ASP:HB3	1:BL:8:LYS:HE3	1.79	0.64
1:BP:9:LEU:HB2	1:BP:20:THR:HG23	1.80	0.64
1:CB:9:LEU:HB2	1:CB:20:THR:HG23	1.80	0.64
1:DJ:119:ASP:HB3	1:DK:8:LYS:HE3	1.79	0.64
1:ED:52:MET:HG2	1:ED:78:GLU:HG3	1.80	0.64
1:EM:52:MET:HG2	1:EM:78:GLU:HG3	1.80	0.64
1:EY:4:ILE:HG23	1:EY:22:PRO:HG3	1.79	0.64
1:FB:4:ILE:HG23	1:FB:22:PRO:HG3	1.79	0.64
1:FE:9:LEU:HB2	1:FE:20:THR:HG23	1.80	0.64
1:FQ:52:MET:HG2	1:FQ:78:GLU:HG3	1.80	0.64
1:HA:4:ILE:HG23	1:HA:22:PRO:HG3	1.79	0.64
1:IZ:52:MET:HG2	1:IZ:78:GLU:HG3	1.80	0.64
1:JC:52:MET:HG2	1:JC:78:GLU:HG3	1.80	0.64

Continued on next page...

Continued from previous page...

Atom-1	Atom-2	Interatomic distance (Å)	Clash overlap (Å)
1:JR:21:LEU:HD11	1:JR:55:LEU:HD11	1.78	0.64
1:JR:4:ILE:HG23	1:JR:22:PRO:HG3	1.79	0.64
1:JU:21:LEU:HD11	1:JU:55:LEU:HD11	1.78	0.64
1:KB:119:ASP:HB3	1:KC:8:LYS:HE3	1.79	0.64
1:LB:9:LEU:HB2	1:LB:20:THR:HG23	1.80	0.64
1:LB:52:MET:HG2	1:LB:78:GLU:HG3	1.80	0.64
1:LK:4:ILE:HG23	1:LK:22:PRO:HG3	1.79	0.64
1:NA:4:ILE:HG23	1:NA:22:PRO:HG3	1.79	0.64
1:AI:9:LEU:HB2	1:AI:20:THR:HG23	1.80	0.64
1:AL:9:LEU:HB2	1:AL:20:THR:HG23	1.80	0.64
1:BB:119:ASP:HB3	1:BC:8:LYS:HE3	1.79	0.64
1:BS:9:LEU:HB2	1:BS:20:THR:HG23	1.80	0.64
1:CB:4:ILE:HG23	1:CB:22:PRO:HG3	1.79	0.64
1:DL:21:LEU:HD11	1:DL:55:LEU:HD11	1.78	0.64
1:DU:9:LEU:HB2	1:DU:20:THR:HG23	1.80	0.64
1:EE:119:ASP:HB3	1:EF:8:LYS:HE3	1.79	0.64
1:EJ:9:LEU:HB2	1:EJ:20:THR:HG23	1.80	0.64
1:EP:9:LEU:HB2	1:EP:20:THR:HG23	1.80	0.64
1:FH:52:MET:HG2	1:FH:78:GLU:HG3	1.80	0.64
1:FT:52:MET:HG2	1:FT:78:GLU:HG3	1.80	0.64
1:HG:9:LEU:HB2	1:HG:20:THR:HG23	1.80	0.64
1:HP:9:LEU:HB2	1:HP:20:THR:HG23	1.80	0.64
1:HY:49:VAL:HG11	1:LK:112:ALA:O	1.98	0.64
1:IB:4:ILE:HG23	1:IB:22:PRO:HG3	1.79	0.64
1:IE:4:ILE:HG23	1:IE:22:PRO:HG3	1.79	0.64
1:IK:9:LEU:HB2	1:IK:20:THR:HG23	1.80	0.64
1:IO:119:ASP:HB3	1:IP:8:LYS:HE3	1.79	0.64
1:IQ:21:LEU:HD11	1:IQ:55:LEU:HD11	1.78	0.64
1:JI:52:MET:HG2	1:JI:78:GLU:HG3	1.80	0.64
1:KF:9:LEU:HG	1:KF:10:ARG:H	1.60	0.64
1:LZ:4:ILE:HG23	1:LZ:22:PRO:HG3	1.79	0.64
1:IT:57:LYS:HZ3	1:MF:92:GLU:CD	2.00	0.64
1:NK:119:ASP:HB3	1:NL:8:LYS:HE3	1.79	0.64
1:AM:119:ASP:HB3	1:AN:8:LYS:HE3	1.79	0.64
1:AQ:10:ARG:HH11	1:BT:38:LEU:HD22	1.62	0.64
1:AX:4:ILE:HG23	1:AX:22:PRO:HG3	1.79	0.64
1:BE:119:ASP:HB3	1:BF:8:LYS:HE3	1.79	0.64
1:CK:9:LEU:HB2	1:CK:20:THR:HG23	1.80	0.64
1:CX:119:ASP:HB3	1:CY:8:LYS:HE3	1.79	0.64
1:DF:4:ILE:HG23	1:DF:22:PRO:HG3	1.79	0.64
1:DG:119:ASP:HB3	1:DH:8:LYS:HE3	1.79	0.64

Continued on next page...

Continued from previous page...

Atom-1	Atom-2	Interatomic distance (Å)	Clash overlap (Å)
1:ED:4:ILE:HG23	1:ED:22:PRO:HG3	1.79	0.64
1:ES:52:MET:HG2	1:ES:78:GLU:HG3	1.80	0.64
1:EY:52:MET:HG2	1:EY:78:GLU:HG3	1.80	0.64
1:FH:9:LEU:HB2	1:FH:20:THR:HG23	1.80	0.64
1:FK:4:ILE:HG23	1:FK:22:PRO:HG3	1.79	0.64
1:FK:52:MET:HG2	1:FK:78:GLU:HG3	1.80	0.64
1:GP:119:ASP:HB3	1:GQ:8:LYS:HE3	1.79	0.64
1:GU:4:ILE:HG23	1:GU:22:PRO:HG3	1.79	0.64
1:HJ:52:MET:HG2	1:HJ:78:GLU:HG3	1.80	0.64
1:HY:9:LEU:HB2	1:HY:20:THR:HG23	1.80	0.64
1:IW:80:SER:HB2	1:MI:74:VAL:HG22	1.80	0.64
1:JO:9:LEU:HB2	1:JO:20:THR:HG23	1.80	0.64
1:JX:52:MET:HG2	1:JX:78:GLU:HG3	1.80	0.64
1:KY:9:LEU:HB2	1:KY:20:THR:HG23	1.80	0.64
1:KZ:113:TYR:O	1:NA:26:VAL:HG21	1.98	0.64
1:LW:9:LEU:HB2	1:LW:20:THR:HG23	1.80	0.64
1:MP:119:ASP:HB3	1:MQ:8:LYS:HE3	1.79	0.64
1:NP:9:LEU:HB2	1:NP:20:THR:HG23	1.80	0.64
1:NS:52:MET:HG2	1:NS:78:GLU:HG3	1.80	0.64
1:AF:4:ILE:HG23	1:AF:22:PRO:HG3	1.79	0.63
1:AO:52:MET:HG2	1:AO:78:GLU:HG3	1.80	0.63
1:BS:4:ILE:HG23	1:BS:22:PRO:HG3	1.79	0.63
1:DI:4:ILE:HG23	1:DI:22:PRO:HG3	1.79	0.63
1:EC:10:ARG:NH2	1:GA:15:ASP:OD1	2.31	0.63
1:EZ:119:ASP:HB3	1:FA:8:LYS:HE3	1.79	0.63
1:FL:119:ASP:HB3	1:FM:8:LYS:HE3	1.79	0.63
1:GC:4:ILE:HG23	1:GC:22:PRO:HG3	1.79	0.63
1:HN:10:ARG:NH2	1:HP:15:ASP:HA	2.14	0.63
1:IQ:52:MET:HG2	1:IQ:78:GLU:HG3	1.80	0.63
1:IW:9:LEU:HB2	1:IW:20:THR:HG23	1.80	0.63
1:JR:74:VAL:HG22	1:ND:80:SER:HB2	1.79	0.63
1:KK:119:ASP:HB3	1:KL:8:LYS:HE3	1.79	0.63
1:KV:9:LEU:HB2	1:KV:20:THR:HG23	1.80	0.63
1:LI:119:ASP:HB3	1:LJ:8:LYS:HE3	1.79	0.63
1:LN:4:ILE:HG23	1:LN:22:PRO:HG3	1.79	0.63
1:MC:4:ILE:HG23	1:MC:22:PRO:HG3	1.79	0.63
1:NA:52:MET:HG2	1:NA:78:GLU:HG3	1.80	0.63
1:NE:10:ARG:NH2	1:NG:15:ASP:HA	2.14	0.63
1:NM:4:ILE:HG23	1:NM:22:PRO:HG3	1.79	0.63
1:NP:4:ILE:HG23	1:NP:22:PRO:HG3	1.79	0.63
1:NS:9:LEU:HB2	1:NS:20:THR:HG23	1.80	0.63

Continued on next page...

Continued from previous page...

Atom-1	Atom-2	Interatomic distance (Å)	Clash overlap (Å)
1:AL:4:ILE:HG23	1:AL:22:PRO:HG3	1.79	0.63
1:AO:9:LEU:HB2	1:AO:20:THR:HG23	1.80	0.63
1:AU:9:LEU:HB2	1:AU:20:THR:HG23	1.80	0.63
1:BK:10:ARG:NH2	1:BM:15:ASP:HA	2.14	0.63
1:BW:10:ARG:NH2	1:BY:15:ASP:HA	2.14	0.63
1:BZ:10:ARG:NH2	1:CB:15:ASP:HA	2.14	0.63
1:CC:10:ARG:NH2	1:CE:15:ASP:HA	2.14	0.63
1:CI:10:ARG:NH2	1:CK:15:ASP:HA	2.14	0.63
1:CN:52:MET:HG2	1:CN:78:GLU:HG3	1.80	0.63
1:CU:10:ARG:NH2	1:CW:15:ASP:HA	2.14	0.63
1:CW:4:ILE:HG23	1:CW:22:PRO:HG3	1.79	0.63
1:DG:10:ARG:NH2	1:DI:15:ASP:HA	2.14	0.63
1:ET:10:ARG:NH2	1:EV:15:ASP:HA	2.14	0.63
1:EW:10:ARG:NH2	1:EY:15:ASP:HA	2.14	0.63
1:FX:10:ARG:NH2	1:FZ:15:ASP:HA	2.14	0.63
1:GD:10:ARG:NH2	1:GF:15:ASP:HA	2.14	0.63
1:DC:10:ARG:NH1	1:GK:15:ASP:OD1	2.31	0.63
1:HD:52:MET:HG2	1:HD:78:GLU:HG3	1.80	0.63
1:HP:4:ILE:HG23	1:HP:22:PRO:HG3	1.79	0.63
1:HY:4:ILE:HG23	1:HY:22:PRO:HG3	1.79	0.63
1:IB:92:GLU:OE2	1:LN:57:LYS:NZ	2.28	0.63
1:IE:9:LEU:HB2	1:IE:20:THR:HG23	1.80	0.63
1:IH:4:ILE:HG23	1:IH:22:PRO:HG3	1.79	0.63
1:JA:10:ARG:NH2	1:JC:15:ASP:HA	2.14	0.63
1:JA:119:ASP:HB3	1:JB:8:LYS:HE3	1.79	0.63
1:JJ:119:ASP:HB3	1:JK:8:LYS:HE3	1.79	0.63
1:JX:9:LEU:HB2	1:JX:20:THR:HG23	1.80	0.63
1:KM:4:ILE:HG23	1:KM:22:PRO:HG3	1.79	0.63
1:KP:4:ILE:HG23	1:KP:22:PRO:HG3	1.79	0.63
1:HJ:92:GLU:OE2	1:KV:57:LYS:NZ	2.30	0.63
1:KW:119:ASP:HB3	1:KX:8:LYS:HE3	1.79	0.63
1:LE:4:ILE:HG23	1:LE:22:PRO:HG3	1.79	0.63
1:LT:9:LEU:HB2	1:LT:20:THR:HG23	1.80	0.63
1:MA:119:ASP:HB3	1:MB:8:LYS:HE3	1.79	0.63
1:MF:4:ILE:HG23	1:MF:22:PRO:HG3	1.79	0.63
1:MX:4:ILE:HG23	1:MX:22:PRO:HG3	1.79	0.63
1:NJ:4:ILE:HG23	1:NJ:22:PRO:HG3	1.79	0.63
1:NS:21:LEU:HD11	1:NS:55:LEU:HD11	1.78	0.63
1:NV:52:MET:HG2	1:NV:78:GLU:HG3	1.80	0.63
1:AF:9:LEU:HB2	1:AF:20:THR:HG23	1.80	0.63
1:AM:10:ARG:NH2	1:AO:15:ASP:HA	2.14	0.63

Continued on next page...

Continued from previous page...

Atom-1	Atom-2	Interatomic distance (Å)	Clash overlap (Å)
1:AS:10:ARG:NH2	1:AU:15:ASP:HA	2.14	0.63
1:BY:9:LEU:HB2	1:BY:20:THR:HG23	1.80	0.63
1:CU:119:ASP:HB3	1:CV:8:LYS:HE3	1.79	0.63
1:CW:9:LEU:HB2	1:CW:20:THR:HG23	1.80	0.63
1:DA:119:ASP:HB3	1:DB:8:LYS:HE3	1.79	0.63
1:DD:10:ARG:NH2	1:DF:15:ASP:HA	2.14	0.63
1:DU:52:MET:HG2	1:DU:78:GLU:HG3	1.80	0.63
1:EK:10:ARG:NH2	1:EM:15:ASP:HA	2.14	0.63
1:EW:119:ASP:HB3	1:EX:8:LYS:HE3	1.79	0.63
1:FC:10:ARG:NH2	1:FE:15:ASP:HA	2.14	0.63
1:FL:10:ARG:NH2	1:FN:15:ASP:HA	2.14	0.63
1:FO:119:ASP:HB3	1:FP:8:LYS:HE3	1.79	0.63
1:GV:10:ARG:NH2	1:GX:15:ASP:HA	2.14	0.63
1:HG:52:MET:HG2	1:HG:78:GLU:HG3	1.80	0.63
1:JM:10:ARG:NH2	1:JO:15:ASP:HA	2.14	0.63
1:JU:52:MET:HG2	1:JU:78:GLU:HG3	1.80	0.63
1:KA:9:LEU:HB2	1:KA:20:THR:HG23	1.80	0.63
1:KN:10:ARG:NH2	1:KP:15:ASP:HA	2.14	0.63
1:LO:10:ARG:NH2	1:LQ:15:ASP:HA	2.14	0.63
1:MC:21:LEU:HD11	1:MC:55:LEU:HD11	1.78	0.63
1:MM:10:ARG:NH2	1:MO:15:ASP:HA	2.14	0.63
1:MR:9:LEU:HB2	1:MR:20:THR:HG23	1.80	0.63
1:MU:52:MET:HG2	1:MU:78:GLU:HG3	1.80	0.63
1:JR:49:VAL:HG11	1:ND:112:ALA:O	1.97	0.63
1:NG:9:LEU:HB2	1:NG:20:THR:HG23	1.80	0.63
1:NM:9:LEU:HB2	1:NM:20:THR:HG23	1.80	0.63
1:NT:119:ASP:HB3	1:NU:8:LYS:HE3	1.79	0.63
1:AC:9:LEU:HB2	1:AC:20:THR:HG23	1.80	0.63
1:AJ:10:ARG:NH2	1:AL:15:ASP:HA	2.14	0.63
1:AX:9:LEU:HB2	1:AX:20:THR:HG23	1.80	0.63
1:AX:80:SER:HB2	1:EJ:74:VAL:HG22	1.79	0.63
1:BB:10:ARG:NH2	1:BD:15:ASP:HA	2.14	0.63
1:BM:74:VAL:HG22	1:EY:80:SER:HB2	1.79	0.63
1:BP:52:MET:HG2	1:BP:78:GLU:HG3	1.80	0.63
1:BV:9:LEU:HB2	1:BV:20:THR:HG23	1.80	0.63
1:CE:4:ILE:HG23	1:CE:22:PRO:HG3	1.79	0.63
1:CN:9:LEU:HB2	1:CN:20:THR:HG23	1.80	0.63
1:CR:119:ASP:HB3	1:CS:8:LYS:HE3	1.79	0.63
1:CZ:52:MET:HG2	1:CZ:78:GLU:HG3	1.80	0.63
1:DL:9:LEU:HB2	1:DL:20:THR:HG23	1.80	0.63
1:DY:10:ARG:NH2	1:EA:15:ASP:HA	2.14	0.63

Continued on next page...

Continued from previous page...

Atom-1	Atom-2	Interatomic distance (Å)	Clash overlap (Å)
1:EA:4:ILE:HG23	1:EA:22:PRO:HG3	1.79	0.63
1:EA:52:MET:HG2	1:EA:78:GLU:HG3	1.80	0.63
1:EZ:10:ARG:NH2	1:FB:15:ASP:HA	2.14	0.63
1:FN:4:ILE:HG23	1:FN:22:PRO:HG3	1.79	0.63
1:GF:9:LEU:HB2	1:GF:20:THR:HG23	1.80	0.63
1:GF:4:ILE:HG23	1:GF:22:PRO:HG3	1.79	0.63
1:GX:52:MET:HG2	1:GX:78:GLU:HG3	1.80	0.63
1:HQ:10:ARG:NH2	1:HS:15:ASP:HA	2.14	0.63
1:IT:4:ILE:HG23	1:IT:22:PRO:HG3	1.79	0.63
1:IZ:92:GLU:OE2	1:ML:57:LYS:NZ	2.28	0.63
1:JC:4:ILE:HG23	1:JC:22:PRO:HG3	1.79	0.63
1:KA:4:ILE:HG23	1:KA:22:PRO:HG3	1.79	0.63
1:HA:57:LYS:NZ	1:KM:92:GLU:OE2	2.31	0.63
1:LF:10:ARG:NH2	1:LH:15:ASP:HA	2.14	0.63
1:LH:9:LEU:HB2	1:LH:20:THR:HG23	1.80	0.63
1:LL:10:ARG:NH2	1:LN:15:ASP:HA	2.13	0.63
1:LU:10:ARG:NH2	1:LW:15:ASP:HA	2.14	0.63
1:LW:4:ILE:HG23	1:LW:22:PRO:HG3	1.79	0.63
1:LZ:9:LEU:HB2	1:LZ:20:THR:HG23	1.80	0.63
1:NE:119:ASP:HB3	1:NF:8:LYS:HE3	1.79	0.63
1:JH:10:ARG:NH2	1:NE:15:ASP:OD1	2.31	0.63
1:NH:119:ASP:HB3	1:NI:8:LYS:HE3	1.79	0.63
1:KD:49:VAL:HG11	1:NP:112:ALA:O	1.97	0.63
1:CO:119:ASP:HB3	1:CP:8:LYS:HE3	1.79	0.63
1:DA:10:ARG:NH2	1:DC:15:ASP:HA	2.14	0.63
1:DG:38:LEU:HG	1:DG:39:PRO:HD2	1.81	0.63
1:DJ:10:ARG:NH2	1:DL:15:ASP:HA	2.14	0.63
1:CY:66:ALA:HB1	1:DK:66:ALA:CB	2.28	0.63
1:DS:10:ARG:NH2	1:DU:15:ASP:HA	2.14	0.63
1:EV:52:MET:HG2	1:EV:78:GLU:HG3	1.80	0.63
1:FT:21:LEU:HD11	1:FT:55:LEU:HD11	1.78	0.63
1:FW:9:LEU:HB2	1:FW:20:THR:HG23	1.80	0.63
1:FW:52:MET:HG2	1:FW:78:GLU:HG3	1.80	0.63
1:GJ:10:ARG:NH2	1:GL:15:ASP:HA	2.14	0.63
1:HB:10:ARG:NH2	1:HD:15:ASP:HA	2.14	0.63
1:HE:10:ARG:NH2	1:HG:15:ASP:HA	2.14	0.63
1:HT:10:ARG:NH2	1:HV:15:ASP:HA	2.14	0.63
1:HV:52:MET:HG2	1:HV:78:GLU:HG3	1.80	0.63
1:HW:119:ASP:HB3	1:HX:8:LYS:HE3	1.79	0.63
1:IC:10:ARG:NH2	1:IE:15:ASP:HA	2.14	0.63
1:IQ:92:GLU:OE2	1:MC:57:LYS:NZ	2.29	0.63

Continued on next page...

Continued from previous page...

Atom-1	Atom-2	Interatomic distance (Å)	Clash overlap (Å)
1:IR:10:ARG:NH2	1:IT:15:ASP:HA	2.14	0.63
1:IU:119:ASP:HB3	1:IV:8:LYS:HE3	1.79	0.63
1:JM:119:ASP:HB3	1:JN:8:LYS:HE3	1.79	0.63
1:JR:9:LEU:HB2	1:JR:20:THR:HG23	1.80	0.63
1:KH:10:ARG:NH2	1:KJ:15:ASP:HA	2.14	0.63
1:KJ:9:LEU:HB2	1:KJ:20:THR:HG23	1.80	0.63
1:IS:10:ARG:NH1	1:KK:38:LEU:HB2	2.13	0.63
1:LE:52:MET:HG2	1:LE:78:GLU:HG3	1.80	0.63
1:LZ:52:MET:HG2	1:LZ:78:GLU:HG3	1.80	0.63
1:MD:119:ASP:HB3	1:ME:8:LYS:HE3	1.79	0.63
1:MY:10:ARG:NH2	1:NA:15:ASP:HA	2.14	0.63
1:NH:10:ARG:NH2	1:NJ:15:ASP:HA	2.14	0.63
1:MR:26:VAL:HG21	1:NN:113:TYR:O	1.98	0.63
1:BG:9:LEU:HB2	1:BG:20:THR:HG23	1.80	0.63
1:BN:10:ARG:NH2	1:BP:15:ASP:HA	2.14	0.63
1:CH:52:MET:HG2	1:CH:78:GLU:HG3	1.80	0.63
1:CL:119:ASP:HB3	1:CM:8:LYS:HE3	1.79	0.63
1:DY:38:LEU:HG	1:DY:39:PRO:HD2	1.81	0.63
1:AX:112:ALA:O	1:EJ:49:VAL:HG11	1.98	0.63
1:EO:10:ARG:HH11	1:FI:38:LEU:HB2	1.62	0.63
1:EW:15:ASP:OD1	1:FJ:10:ARG:NH2	2.32	0.63
1:FQ:9:LEU:HB2	1:FQ:20:THR:HG23	1.80	0.63
1:CK:80:SER:HB2	1:FW:74:VAL:HG22	1.81	0.63
1:GI:4:ILE:HG23	1:GI:22:PRO:HG3	1.79	0.63
1:GU:52:MET:HG2	1:GU:78:GLU:HG3	1.80	0.63
1:IB:92:GLU:CD	1:LN:57:LYS:HZ1	2.02	0.63
1:IZ:9:LEU:HB2	1:IZ:20:THR:HG23	1.80	0.63
1:JO:4:ILE:HG23	1:JO:22:PRO:HG3	1.79	0.63
1:JY:10:ARG:NH2	1:KA:15:ASP:HA	2.14	0.63
1:JV:113:TYR:O	1:KJ:26:VAL:HG21	1.98	0.63
1:LC:10:ARG:NH2	1:LE:15:ASP:HA	2.14	0.63
1:LI:10:ARG:NH2	1:LK:15:ASP:HA	2.14	0.63
1:LQ:4:ILE:HG23	1:LQ:22:PRO:HG3	1.79	0.63
1:MC:52:MET:HG2	1:MC:78:GLU:HG3	1.80	0.63
1:MR:4:ILE:HG23	1:MR:22:PRO:HG3	1.79	0.63
1:NB:38:LEU:HG	1:NB:39:PRO:HD2	1.81	0.63
1:AU:4:ILE:HG23	1:AU:22:PRO:HG3	1.79	0.63
1:BD:4:ILE:HG23	1:BD:22:PRO:HG3	1.79	0.63
1:BE:10:ARG:NH2	1:BG:15:ASP:HA	2.14	0.63
1:BQ:38:LEU:HG	1:BQ:39:PRO:HD2	1.81	0.63
1:BT:38:LEU:HG	1:BT:39:PRO:HD2	1.81	0.63

Continued on next page...

Continued from previous page...

Atom-1	Atom-2	Interatomic distance (Å)	Clash overlap (Å)
1:CF:38:LEU:HG	1:CF:39:PRO:HD2	1.81	0.63
1:CO:38:LEU:HG	1:CO:39:PRO:HD2	1.81	0.63
1:CQ:52:MET:HG2	1:CQ:78:GLU:HG3	1.80	0.63
1:CR:10:ARG:NH2	1:CT:15:ASP:HA	2.14	0.63
1:CT:9:LEU:HB2	1:CT:20:THR:HG23	1.80	0.63
1:CX:38:LEU:HG	1:CX:39:PRO:HD2	1.81	0.63
1:DA:38:LEU:HG	1:DA:39:PRO:HD2	1.81	0.63
1:DM:10:ARG:NH2	1:DO:15:ASP:HA	2.14	0.63
1:DO:9:LEU:HB2	1:DO:20:THR:HG23	1.80	0.63
1:AO:57:LYS:NZ	1:EA:92:GLU:OE2	2.27	0.63
1:EG:52:MET:HG2	1:EG:78:GLU:HG3	1.80	0.63
1:EN:10:ARG:NH2	1:EP:15:ASP:HA	2.14	0.63
1:EY:9:LEU:HB2	1:EY:20:THR:HG23	1.80	0.63
1:FF:10:ARG:NH2	1:FH:15:ASP:HA	2.14	0.63
1:GA:10:ARG:NH2	1:GC:15:ASP:HA	2.14	0.63
1:HA:52:MET:HG2	1:HA:78:GLU:HG3	1.80	0.63
1:HK:10:ARG:NH2	1:HM:15:ASP:HA	2.14	0.63
1:JF:57:LYS:HZ1	1:MR:92:GLU:CD	2.02	0.63
1:JG:10:ARG:NH2	1:JI:15:ASP:HA	2.14	0.63
1:JG:38:LEU:HG	1:JG:39:PRO:HD2	1.81	0.63
1:JV:38:LEU:HG	1:JV:39:PRO:HD2	1.81	0.63
1:KA:80:SER:HB2	1:NM:74:VAL:HG22	1.80	0.63
1:JZ:10:ARG:NH2	1:KB:15:ASP:OD1	2.32	0.63
1:KM:9:LEU:HB2	1:KM:20:THR:HG23	1.80	0.63
1:KZ:10:ARG:NH2	1:LB:15:ASP:HA	2.14	0.63
1:LK:52:MET:HG2	1:LK:78:GLU:HG3	1.80	0.63
1:LL:119:ASP:HB3	1:LM:8:LYS:HE3	1.79	0.63
1:LL:38:LEU:HG	1:LL:39:PRO:HD2	1.81	0.63
1:LX:10:ARG:NH2	1:LZ:15:ASP:HA	2.14	0.63
1:LX:38:LEU:HG	1:LX:39:PRO:HD2	1.81	0.63
1:MF:9:LEU:HB2	1:MF:20:THR:HG23	1.80	0.63
1:LX:15:ASP:OD1	1:MK:10:ARG:NH2	2.32	0.63
1:MS:38:LEU:HG	1:MS:39:PRO:HD2	1.81	0.63
1:MV:38:LEU:HG	1:MV:39:PRO:HD2	1.81	0.63
1:NV:9:LEU:HB2	1:NV:20:THR:HG23	1.80	0.63
1:AP:10:ARG:NH2	1:AR:15:ASP:HA	2.14	0.63
1:BY:4:ILE:HG23	1:BY:22:PRO:HG3	1.79	0.63
1:CK:52:MET:HG2	1:CK:78:GLU:HG3	1.80	0.63
1:CZ:9:LEU:HB2	1:CZ:20:THR:HG23	1.80	0.63
1:DS:38:LEU:HG	1:DS:39:PRO:HD2	1.81	0.63
1:EP:4:ILE:HG23	1:EP:22:PRO:HG3	1.79	0.63

Continued on next page...

Continued from previous page...

Atom-1	Atom-2	Interatomic distance (Å)	Clash overlap (Å)
1:FI:38:LEU:HG	1:FI:39:PRO:HD2	1.81	0.63
1:GC:9:LEU:HB2	1:GC:20:THR:HG23	1.80	0.63
1:GG:10:ARG:NH2	1:GI:15:ASP:HA	2.14	0.63
1:GR:9:LEU:HB2	1:GR:20:THR:HG23	1.80	0.63
1:HM:52:MET:HG2	1:HM:78:GLU:HG3	1.80	0.63
1:HV:104:GLU:OE1	1:LH:53:ARG:NH1	2.23	0.63
1:IK:4:ILE:HG23	1:IK:22:PRO:HG3	1.79	0.63
1:JP:10:ARG:NH2	1:JR:15:ASP:HA	2.14	0.63
1:JR:52:MET:HG2	1:JR:78:GLU:HG3	1.80	0.63
1:LF:38:LEU:HG	1:LF:39:PRO:HD2	1.81	0.63
1:JI:74:VAL:HG22	1:MU:80:SER:HB2	1.80	0.63
1:MV:10:ARG:NH2	1:MX:15:ASP:HA	2.14	0.63
1:MX:52:MET:HG2	1:MX:78:GLU:HG3	1.80	0.63
1:NK:10:ARG:NH2	1:NM:15:ASP:HA	2.14	0.63
1:NK:38:LEU:HG	1:NK:39:PRO:HD2	1.81	0.63
1:AA:10:ARG:NH2	1:AC:15:ASP:HA	2.14	0.63
1:AV:10:ARG:NH2	1:AX:15:ASP:HA	2.14	0.63
1:AY:10:ARG:NH2	1:BA:15:ASP:HA	2.14	0.63
1:BE:113:TYR:O	1:BM:26:VAL:HG21	1.99	0.63
1:BH:38:LEU:HG	1:BH:39:PRO:HD2	1.81	0.63
1:BY:52:MET:HG2	1:BY:78:GLU:HG3	1.80	0.63
1:CF:10:ARG:NH2	1:CH:15:ASP:HA	2.14	0.63
1:DF:9:LEU:HB2	1:DF:20:THR:HG23	1.80	0.63
1:CV:10:ARG:NH2	1:DG:15:ASP:OD1	2.32	0.63
1:DI:9:LEU:HB2	1:DI:20:THR:HG23	1.80	0.63
1:DV:38:LEU:HG	1:DV:39:PRO:HD2	1.81	0.63
1:EB:10:ARG:NH2	1:ED:15:ASP:HA	2.14	0.63
1:EP:52:MET:HG2	1:EP:78:GLU:HG3	1.80	0.63
1:FN:52:MET:HG2	1:FN:78:GLU:HG3	1.80	0.63
1:GS:10:ARG:NH2	1:GU:15:ASP:HA	2.14	0.63
1:GU:9:LEU:HB2	1:GU:20:THR:HG23	1.80	0.63
1:GV:38:LEU:HG	1:GV:39:PRO:HD2	1.81	0.63
1:HK:38:LEU:HG	1:HK:39:PRO:HD2	1.81	0.63
1:IB:52:MET:HG2	1:IB:78:GLU:HG3	1.80	0.63
1:IC:38:LEU:HG	1:IC:39:PRO:HD2	1.81	0.63
1:IR:119:ASP:HB3	1:IS:8:LYS:HE3	1.79	0.63
1:IW:52:MET:HG2	1:IW:78:GLU:HG3	1.80	0.63
1:IX:10:ARG:NH2	1:IZ:15:ASP:HA	2.14	0.63
1:JD:10:ARG:NH2	1:JF:15:ASP:HA	2.14	0.63
1:JD:38:LEU:HG	1:JD:39:PRO:HD2	1.81	0.63
1:JF:9:LEU:HB2	1:JF:20:THR:HG23	1.80	0.63

Continued on next page...

Continued from previous page...

Atom-1	Atom-2	Interatomic distance (Å)	Clash overlap (Å)
1:JJ:10:ARG:NH2	1:JL:15:ASP:HA	2.14	0.63
1:KQ:38:LEU:HG	1:KQ:39:PRO:HD2	1.81	0.63
1:LQ:52:MET:HG2	1:LQ:78:GLU:HG3	1.80	0.63
1:LW:52:MET:HG2	1:LW:78:GLU:HG3	1.80	0.63
1:MJ:10:ARG:NH2	1:ML:15:ASP:HA	2.14	0.63
1:MS:10:ARG:NH2	1:MU:15:ASP:HA	2.14	0.63
1:NN:10:ARG:NH2	1:NP:15:ASP:HA	2.14	0.63
1:AF:112:ALA:O	1:DR:49:VAL:HG11	1.98	0.62
1:AY:38:LEU:HG	1:AY:39:PRO:HD2	1.81	0.62
1:BA:9:LEU:HB2	1:BA:20:THR:HG23	1.80	0.62
1:BA:52:MET:HG2	1:BA:78:GLU:HG3	1.80	0.62
1:BM:52:MET:HG2	1:BM:78:GLU:HG3	1.80	0.62
1:BP:4:ILE:HG23	1:BP:22:PRO:HG3	1.79	0.62
1:CL:38:LEU:HG	1:CL:39:PRO:HD2	1.81	0.62
1:CU:38:LEU:HG	1:CU:39:PRO:HD2	1.81	0.62
1:CZ:4:ILE:HG23	1:CZ:22:PRO:HG3	1.79	0.62
1:DF:52:MET:HG2	1:DF:78:GLU:HG3	1.80	0.62
1:DP:10:ARG:NH2	1:DR:15:ASP:HA	2.14	0.62
1:DP:38:LEU:HG	1:DP:39:PRO:HD2	1.81	0.62
1:EJ:52:MET:HG2	1:EJ:78:GLU:HG3	1.80	0.62
1:FU:38:LEU:HG	1:FU:39:PRO:HD2	1.81	0.62
1:FX:38:LEU:HG	1:FX:39:PRO:HD2	1.81	0.62
1:GI:9:LEU:HB2	1:GI:20:THR:HG23	1.80	0.62
1:GO:9:LEU:HB2	1:GO:20:THR:HG23	1.80	0.62
1:GY:10:ARG:NH2	1:HA:15:ASP:HA	2.14	0.62
1:HA:9:LEU:HB2	1:HA:20:THR:HG23	1.80	0.62
1:HS:52:MET:HG2	1:HS:78:GLU:HG3	1.80	0.62
1:HW:10:ARG:NH2	1:HY:15:ASP:HA	2.14	0.62
1:IL:10:ARG:NH2	1:IN:15:ASP:HA	2.14	0.62
1:IN:52:MET:HG2	1:IN:78:GLU:HG3	1.80	0.62
1:IO:10:ARG:NH2	1:IQ:15:ASP:HA	2.14	0.62
1:IT:52:MET:HG2	1:IT:78:GLU:HG3	1.80	0.62
1:IX:38:LEU:HG	1:IX:39:PRO:HD2	1.81	0.62
1:JA:38:LEU:HG	1:JA:39:PRO:HD2	1.81	0.62
1:JF:4:ILE:HG23	1:JF:22:PRO:HG3	1.79	0.62
1:JL:9:LEU:HB2	1:JL:20:THR:HG23	1.80	0.62
1:KK:10:ARG:NH2	1:KM:15:ASP:HA	2.14	0.62
1:KQ:10:ARG:NH2	1:KS:15:ASP:HA	2.14	0.62
1:LO:38:LEU:HG	1:LO:39:PRO:HD2	1.81	0.62
1:MA:38:LEU:HG	1:MA:39:PRO:HD2	1.81	0.62
1:MC:10:ARG:NH1	1:ME:15:ASP:OD1	2.32	0.62

Continued on next page...

Continued from previous page...

Atom-1	Atom-2	Interatomic distance (Å)	Clash overlap (Å)
1:ML:52:MET:HG2	1:ML:78:GLU:HG3	1.80	0.62
1:MO:9:LEU:HB2	1:MO:20:THR:HG23	1.80	0.62
1:NG:52:MET:HG2	1:NG:78:GLU:HG3	1.80	0.62
1:NJ:52:MET:HG2	1:NJ:78:GLU:HG3	1.80	0.62
1:NP:52:MET:HG2	1:NP:78:GLU:HG3	1.80	0.62
1:AC:4:ILE:HG23	1:AC:22:PRO:HG3	1.79	0.62
1:AP:38:LEU:HG	1:AP:39:PRO:HD2	1.81	0.62
1:AR:9:LEU:HB2	1:AR:20:THR:HG23	1.80	0.62
1:BD:52:MET:HG2	1:BD:78:GLU:HG3	1.80	0.62
1:BE:38:LEU:HG	1:BE:39:PRO:HD2	1.81	0.62
1:DJ:38:LEU:HG	1:DJ:39:PRO:HD2	1.81	0.62
1:DR:52:MET:HG2	1:DR:78:GLU:HG3	1.80	0.62
1:DX:9:LEU:HB2	1:DX:20:THR:HG23	1.80	0.62
1:EB:38:LEU:HG	1:EB:39:PRO:HD2	1.81	0.62
1:EZ:38:LEU:HG	1:EZ:39:PRO:HD2	1.81	0.62
1:FI:10:ARG:NH2	1:FK:15:ASP:HA	2.14	0.62
1:FK:9:LEU:HB2	1:FK:20:THR:HG23	1.80	0.62
1:FU:10:ARG:NH2	1:FW:15:ASP:HA	2.14	0.62
1:GM:10:ARG:NH2	1:GO:15:ASP:HA	2.14	0.62
1:GP:38:LEU:HG	1:GP:39:PRO:HD2	1.81	0.62
1:HM:4:ILE:HG23	1:HM:22:PRO:HG3	1.79	0.62
1:HT:38:LEU:HG	1:HT:39:PRO:HD2	1.81	0.62
1:LR:38:LEU:HG	1:LR:39:PRO:HD2	1.81	0.62
1:LM:10:ARG:HH11	1:MG:38:LEU:HB2	1.64	0.62
1:MG:10:ARG:NH2	1:MI:15:ASP:HA	2.14	0.62
1:MJ:38:LEU:HG	1:MJ:39:PRO:HD2	1.81	0.62
1:JY:15:ASP:OD1	1:NI:10:ARG:NH2	2.32	0.62
1:NT:10:ARG:NH2	1:NV:15:ASP:HA	2.14	0.62
1:AC:52:MET:HG2	1:AC:78:GLU:HG3	1.80	0.62
1:BN:119:ASP:HB3	1:BO:8:LYS:HE3	1.79	0.62
1:BZ:38:LEU:HG	1:BZ:39:PRO:HD2	1.81	0.62
1:DL:52:MET:HG2	1:DL:78:GLU:HG3	1.80	0.62
1:GD:38:LEU:HG	1:GD:39:PRO:HD2	1.81	0.62
1:CJ:10:ARG:NH2	1:GG:15:ASP:OD1	2.32	0.62
1:GL:52:MET:HG2	1:GL:78:GLU:HG3	1.80	0.62
1:HZ:10:ARG:NH2	1:IB:15:ASP:HA	2.14	0.62
1:IX:119:ASP:HB3	1:IY:8:LYS:HE3	1.79	0.62
1:KD:9:LEU:HB2	1:KD:20:THR:HG23	1.80	0.62
1:KT:38:LEU:HG	1:KT:39:PRO:HD2	1.81	0.62
1:LF:119:ASP:HB3	1:LG:8:LYS:HE3	1.79	0.62
1:NQ:38:LEU:HG	1:NQ:39:PRO:HD2	1.81	0.62

Continued on next page...

Continued from previous page...

Atom-1	Atom-2	Interatomic distance (Å)	Clash overlap (Å)
1:AV:38:LEU:HG	1:AV:39:PRO:HD2	1.81	0.62
1:BM:80:SER:HB2	1:EY:74:VAL:HG22	1.80	0.62
1:CI:38:LEU:HG	1:CI:39:PRO:HD2	1.81	0.62
1:CL:10:ARG:NH2	1:CN:15:ASP:HA	2.14	0.62
1:CQ:9:LEU:HB2	1:CQ:20:THR:HG23	1.80	0.62
1:DD:38:LEU:HG	1:DD:39:PRO:HD2	1.81	0.62
1:DO:52:MET:HG2	1:DO:78:GLU:HG3	1.80	0.62
1:DV:10:ARG:NH2	1:DX:15:ASP:HA	2.14	0.62
1:DX:52:MET:HG2	1:DX:78:GLU:HG3	1.80	0.62
1:EM:9:LEU:HB2	1:EM:20:THR:HG23	1.80	0.62
1:CH:49:VAL:HG11	1:FT:112:ALA:O	1.99	0.62
1:HH:10:ARG:NH2	1:HJ:15:ASP:HA	2.14	0.62
1:HQ:38:LEU:HG	1:HQ:39:PRO:HD2	1.81	0.62
1:IU:10:ARG:NH2	1:IW:15:ASP:HA	2.14	0.62
1:JG:119:ASP:HB3	1:JH:8:LYS:HE3	1.79	0.62
1:JL:52:MET:HG2	1:JL:78:GLU:HG3	1.80	0.62
1:JM:38:LEU:HG	1:JM:39:PRO:HD2	1.81	0.62
1:JS:10:ARG:NH2	1:JU:15:ASP:HA	2.14	0.62
1:JV:10:ARG:NH2	1:JX:15:ASP:HA	2.14	0.62
1:KB:10:ARG:NH2	1:KD:15:ASP:HA	2.14	0.62
1:KE:10:ARG:NH2	1:KG:15:ASP:HA	2.14	0.62
1:KG:52:MET:HG2	1:KG:78:GLU:HG3	1.80	0.62
1:KZ:38:LEU:HG	1:KZ:39:PRO:HD2	1.81	0.62
1:LR:10:ARG:NH2	1:LT:15:ASP:HA	2.14	0.62
1:MC:9:LEU:HB2	1:MC:20:THR:HG23	1.80	0.62
1:MY:38:LEU:HG	1:MY:39:PRO:HD2	1.81	0.62
1:NT:38:LEU:HG	1:NT:39:PRO:HD2	1.81	0.62
1:AG:10:ARG:NH2	1:AI:15:ASP:HA	2.13	0.62
1:AL:112:ALA:O	1:DX:49:VAL:HG11	2.00	0.62
1:AE:10:ARG:HH11	1:BB:38:LEU:HD22	1.63	0.62
1:BB:38:LEU:HG	1:BB:39:PRO:HD2	1.81	0.62
1:BH:10:ARG:NH2	1:BJ:15:ASP:HA	2.14	0.62
1:BQ:10:ARG:NH2	1:BS:15:ASP:HA	2.14	0.62
1:CE:52:MET:HG2	1:CE:78:GLU:HG3	1.80	0.62
1:EH:10:ARG:NH2	1:EJ:15:ASP:HA	2.14	0.62
1:GP:10:ARG:NH2	1:GR:15:ASP:HA	2.14	0.62
1:HA:92:GLU:CD	1:KM:57:LYS:HZ1	2.03	0.62
1:HD:9:LEU:HB2	1:HD:20:THR:HG23	1.80	0.62
1:HJ:9:LEU:HB2	1:HJ:20:THR:HG23	1.80	0.62
1:IB:9:LEU:HB2	1:IB:20:THR:HG23	1.80	0.62
1:II:10:ARG:NH2	1:IK:15:ASP:HA	2.14	0.62

Continued on next page...

Continued from previous page...

Atom-1	Atom-2	Interatomic distance (Å)	Clash overlap (Å)
1:KN:38:LEU:HG	1:KN:39:PRO:HD2	1.81	0.62
1:KV:52:MET:HG2	1:KV:78:GLU:HG3	1.80	0.62
1:LC:38:LEU:HG	1:LC:39:PRO:HD2	1.81	0.62
1:MA:10:ARG:NH2	1:MC:15:ASP:HA	2.14	0.62
1:MD:10:ARG:NH2	1:MF:15:ASP:HA	2.14	0.62
1:ML:9:LEU:HB2	1:ML:20:THR:HG23	1.80	0.62
1:MO:52:MET:HG2	1:MO:78:GLU:HG3	1.80	0.62
1:MU:9:LEU:HB2	1:MU:20:THR:HG23	1.80	0.62
1:NB:10:ARG:NH2	1:ND:15:ASP:HA	2.14	0.62
1:NJ:9:LEU:HB2	1:NJ:20:THR:HG23	1.80	0.62
1:JX:92:GLU:CD	1:NJ:57:LYS:HZ3	2.02	0.62
1:NN:38:LEU:HG	1:NN:39:PRO:HD2	1.81	0.62
1:BW:38:LEU:HG	1:BW:39:PRO:HD2	1.81	0.62
1:CH:9:LEU:HB2	1:CH:20:THR:HG23	1.80	0.62
1:CX:10:ARG:NH2	1:CZ:15:ASP:HA	2.14	0.62
1:DR:9:LEU:HB2	1:DR:20:THR:HG23	1.80	0.62
1:EE:38:LEU:HG	1:EE:39:PRO:HD2	1.81	0.62
1:FF:38:LEU:HG	1:FF:39:PRO:HD2	1.81	0.62
1:GL:9:LEU:HB2	1:GL:20:THR:HG23	1.80	0.62
1:HF:38:LEU:HD22	1:IE:10:ARG:HH21	1.64	0.62
1:IF:38:LEU:HG	1:IF:39:PRO:HD2	1.81	0.62
1:KS:9:LEU:HB2	1:KS:20:THR:HG23	1.80	0.62
1:KT:10:ARG:NH2	1:KV:15:ASP:HA	2.14	0.62
1:IQ:92:GLU:CD	1:MC:57:LYS:HZ3	2.03	0.62
1:DC:9:LEU:HB2	1:DC:20:THR:HG23	1.80	0.62
1:FR:10:ARG:NH2	1:FT:15:ASP:HA	2.14	0.62
1:GO:52:MET:HG2	1:GO:78:GLU:HG3	1.80	0.62
1:HZ:38:LEU:HG	1:HZ:39:PRO:HD2	1.81	0.62
1:IH:9:LEU:HB2	1:IH:20:THR:HG23	1.80	0.62
1:KA:52:MET:HG2	1:KA:78:GLU:HG3	1.80	0.62
1:LU:38:LEU:HG	1:LU:39:PRO:HD2	1.81	0.62
1:NQ:10:ARG:NH2	1:NS:15:ASP:HA	2.14	0.62
1:CN:104:GLU:OE1	1:FZ:53:ARG:NH1	2.26	0.62
1:CT:74:VAL:HG22	1:GF:80:SER:HB2	1.81	0.62
1:EE:10:ARG:NH2	1:EG:15:ASP:HA	2.14	0.62
1:EV:9:LEU:HB2	1:EV:20:THR:HG23	1.80	0.62
1:FT:9:LEU:HB2	1:FT:20:THR:HG23	1.80	0.62
1:FZ:52:MET:HG2	1:FZ:78:GLU:HG3	1.80	0.62
1:HP:52:MET:HG2	1:HP:78:GLU:HG3	1.80	0.62
1:HW:38:LEU:HG	1:HW:39:PRO:HD2	1.81	0.62
1:IF:10:ARG:NH2	1:IH:15:ASP:HA	2.14	0.62

Continued on next page...

Continued from previous page...

Atom-1	Atom-2	Interatomic distance (Å)	Clash overlap (Å)
1:JU:9:LEU:HB2	1:JU:20:THR:HG23	1.80	0.62
1:JY:38:LEU:HG	1:JY:39:PRO:HD2	1.81	0.62
1:LQ:9:LEU:HB2	1:LQ:20:THR:HG23	1.80	0.62
1:MP:10:ARG:NH2	1:MR:15:ASP:HA	2.14	0.62
1:MR:52:MET:HG2	1:MR:78:GLU:HG3	1.80	0.62
1:AD:10:ARG:NH2	1:AF:15:ASP:HA	2.14	0.62
1:AS:38:LEU:HG	1:AS:39:PRO:HD2	1.81	0.62
1:BG:57:LYS:HZ1	1:ES:92:GLU:CD	2.02	0.62
1:CB:4:ILE:CG1	1:FN:125:ASP:HB2	2.30	0.62
1:CB:52:MET:HG2	1:CB:78:GLU:HG3	1.80	0.62
1:AL:80:SER:HB2	1:DX:74:VAL:HG22	1.81	0.62
1:EQ:10:ARG:NH2	1:ES:15:ASP:HA	2.14	0.62
1:GM:38:LEU:HG	1:GM:39:PRO:HD2	1.81	0.62
1:HD:16:SER:HA	1:HD:35:VAL:HG12	1.82	0.62
1:IK:52:MET:HG2	1:IK:78:GLU:HG3	1.80	0.62
1:IQ:119:ASP:O	1:MC:8:LYS:HB2	2.00	0.62
1:JC:9:LEU:HB2	1:JC:20:THR:HG23	1.80	0.62
1:KW:10:ARG:NH2	1:KY:15:ASP:HA	2.14	0.62
1:LK:9:LEU:HB2	1:LK:20:THR:HG23	1.80	0.62
1:LN:9:LEU:HB2	1:LN:20:THR:HG23	1.80	0.62
1:IK:112:ALA:O	1:LW:49:VAL:HG11	2.00	0.62
1:MI:52:MET:HG2	1:MI:78:GLU:HG3	1.80	0.62
1:MM:38:LEU:HG	1:MM:39:PRO:HD2	1.81	0.62
1:JF:57:LYS:NZ	1:MR:92:GLU:OE2	2.27	0.62
1:JB:10:ARG:NH2	1:NH:15:ASP:OD1	2.33	0.62
1:AA:38:LEU:HG	1:AA:39:PRO:HD2	1.81	0.62
1:BD:16:SER:HA	1:BD:35:VAL:HG12	1.82	0.62
1:BK:38:LEU:HG	1:BK:39:PRO:HD2	1.81	0.62
1:BS:52:MET:HG2	1:BS:78:GLU:HG3	1.80	0.62
1:CO:10:ARG:NH2	1:CQ:15:ASP:HA	2.14	0.62
1:DU:16:SER:HA	1:DU:35:VAL:HG12	1.82	0.62
1:AJ:38:LEU:HB2	1:FP:10:ARG:HH11	1.63	0.62
1:GW:85:THR:O	1:GW:90:ARG:NH2	2.33	0.62
1:HB:38:LEU:HG	1:HB:39:PRO:HD2	1.81	0.62
1:HP:16:SER:HA	1:HP:35:VAL:HG12	1.82	0.62
1:HV:9:LEU:HB2	1:HV:20:THR:HG23	1.80	0.62
1:JI:9:LEU:HB2	1:JI:20:THR:HG23	1.80	0.62
1:JP:38:LEU:HG	1:JP:39:PRO:HD2	1.81	0.62
1:KH:38:LEU:HG	1:KH:39:PRO:HD2	1.81	0.62
1:KK:38:LEU:HG	1:KK:39:PRO:HD2	1.81	0.62
1:KP:9:LEU:HB2	1:KP:20:THR:HG23	1.80	0.62

Continued on next page...

Continued from previous page...

Atom-1	Atom-2	Interatomic distance (Å)	Clash overlap (Å)
1:LI:38:LEU:HG	1:LI:39:PRO:HD2	1.81	0.62
1:MC:16:SER:HA	1:MC:35:VAL:HG12	1.82	0.62
1:NE:38:LEU:HG	1:NE:39:PRO:HD2	1.81	0.62
1:KG:80:SER:HB2	1:NS:74:VAL:HG22	1.81	0.62
1:AC:16:SER:HA	1:AC:35:VAL:HG12	1.82	0.61
1:AQ:38:LEU:CD2	1:BV:10:ARG:HH21	2.13	0.61
1:BO:85:THR:O	1:BO:90:ARG:NH2	2.33	0.61
1:BS:16:SER:HA	1:BS:35:VAL:HG12	1.82	0.61
1:EA:9:LEU:HB2	1:EA:20:THR:HG23	1.80	0.61
1:EP:16:SER:HA	1:EP:35:VAL:HG12	1.82	0.61
1:EY:16:SER:HA	1:EY:35:VAL:HG12	1.82	0.61
1:FB:16:SER:HA	1:FB:35:VAL:HG12	1.82	0.61
1:FO:10:ARG:NH2	1:FQ:15:ASP:HA	2.14	0.61
1:FQ:16:SER:HA	1:FQ:35:VAL:HG12	1.83	0.61
1:FT:16:SER:HA	1:FT:35:VAL:HG12	1.82	0.61
1:GA:38:LEU:HG	1:GA:39:PRO:HD2	1.81	0.61
1:HH:38:LEU:HG	1:HH:39:PRO:HD2	1.81	0.61
1:HL:85:THR:O	1:HL:90:ARG:NH2	2.33	0.61
1:HM:16:SER:HA	1:HM:35:VAL:HG12	1.82	0.61
1:HR:85:THR:O	1:HR:90:ARG:NH2	2.33	0.61
1:IG:85:THR:O	1:IG:90:ARG:NH2	2.33	0.61
1:IN:80:SER:HB2	1:LZ:74:VAL:HG22	1.82	0.61
1:IT:16:SER:HA	1:IT:35:VAL:HG12	1.82	0.61
1:JX:16:SER:HA	1:JX:35:VAL:HG12	1.82	0.61
1:LJ:85:THR:O	1:LJ:90:ARG:NH2	2.33	0.61
1:ML:16:SER:HA	1:ML:35:VAL:HG12	1.82	0.61
1:NO:85:THR:O	1:NO:90:ARG:NH2	2.33	0.61
1:AK:85:THR:O	1:AK:90:ARG:NH2	2.33	0.61
1:AU:16:SER:HA	1:AU:35:VAL:HG12	1.82	0.61
1:AW:85:THR:O	1:AW:90:ARG:NH2	2.33	0.61
1:DC:16:SER:HA	1:DC:35:VAL:HG12	1.83	0.61
1:DE:85:THR:O	1:DE:90:ARG:NH2	2.33	0.61
1:EI:85:THR:O	1:EI:90:ARG:NH2	2.33	0.61
1:EK:38:LEU:HG	1:EK:39:PRO:HD2	1.81	0.61
1:EQ:38:LEU:HG	1:EQ:39:PRO:HD2	1.81	0.61
1:BJ:112:ALA:O	1:EV:49:VAL:HG11	1.99	0.61
1:FK:16:SER:HA	1:FK:35:VAL:HG12	1.82	0.61
1:GG:38:LEU:HG	1:GG:39:PRO:HD2	1.81	0.61
1:GK:85:THR:O	1:GK:90:ARG:NH2	2.34	0.61
1:GR:16:SER:HA	1:GR:35:VAL:HG12	1.82	0.61
1:GU:16:SER:HA	1:GU:35:VAL:HG12	1.82	0.61

Continued on next page...

Continued from previous page...

Atom-1	Atom-2	Interatomic distance (Å)	Clash overlap (Å)
1:IL:38:LEU:HG	1:IL:39:PRO:HD2	1.81	0.61
1:IU:38:LEU:HG	1:IU:39:PRO:HD2	1.81	0.61
1:KO:85:THR:O	1:KO:90:ARG:NH2	2.33	0.61
1:LH:16:SER:HA	1:LH:35:VAL:HG12	1.82	0.61
1:NF:85:THR:O	1:NF:90:ARG:NH2	2.33	0.61
1:AJ:38:LEU:HG	1:AJ:39:PRO:HD2	1.81	0.61
1:BT:10:ARG:NH2	1:BV:15:ASP:HA	2.14	0.61
1:CK:16:SER:HA	1:CK:35:VAL:HG12	1.82	0.61
1:CR:38:LEU:HG	1:CR:39:PRO:HD2	1.81	0.61
1:CW:52:MET:HG2	1:CW:78:GLU:HG3	1.80	0.61
1:AI:80:SER:HB2	1:DU:74:VAL:HG22	1.80	0.61
1:EC:85:THR:O	1:EC:90:ARG:NH2	2.33	0.61
1:ED:9:LEU:HB2	1:ED:20:THR:HG23	1.80	0.61
1:BG:57:LYS:NZ	1:ES:92:GLU:OE2	2.32	0.61
1:EW:38:LEU:HG	1:EW:39:PRO:HD2	1.81	0.61
1:FA:85:THR:O	1:FA:90:ARG:NH2	2.33	0.61
1:FC:38:LEU:HG	1:FC:39:PRO:HD2	1.81	0.61
1:FW:16:SER:HA	1:FW:35:VAL:HG12	1.82	0.61
1:GI:52:MET:HG2	1:GI:78:GLU:HG3	1.80	0.61
1:GX:16:SER:HA	1:GX:35:VAL:HG12	1.82	0.61
1:HM:9:LEU:HB2	1:HM:20:THR:HG23	1.80	0.61
1:HX:85:THR:O	1:HX:90:ARG:NH2	2.33	0.61
1:IA:85:THR:O	1:IA:90:ARG:NH2	2.33	0.61
1:IE:16:SER:HA	1:IE:35:VAL:HG12	1.82	0.61
1:II:38:LEU:HG	1:II:39:PRO:HD2	1.81	0.61
1:JS:38:LEU:HG	1:JS:39:PRO:HD2	1.81	0.61
1:JX:104:GLU:OE1	1:NJ:53:ARG:NH1	2.26	0.61
1:JT:10:ARG:NH2	1:KE:15:ASP:OD1	2.32	0.61
1:MW:85:THR:O	1:MW:90:ARG:NH2	2.33	0.61
1:ND:9:LEU:HB2	1:ND:20:THR:HG23	1.80	0.61
1:AD:38:LEU:HG	1:AD:39:PRO:HD2	1.81	0.61
1:AE:38:LEU:HD22	1:BD:10:ARG:NH2	2.15	0.61
1:ET:38:LEU:HG	1:ET:39:PRO:HD2	1.81	0.61
1:FB:9:LEU:HB2	1:FB:20:THR:HG23	1.80	0.61
1:FE:16:SER:HA	1:FE:35:VAL:HG12	1.82	0.61
1:FG:85:THR:O	1:FG:90:ARG:NH2	2.33	0.61
1:FL:38:LEU:HG	1:FL:39:PRO:HD2	1.81	0.61
1:HG:16:SER:HA	1:HG:35:VAL:HG12	1.82	0.61
1:HN:38:LEU:HG	1:HN:39:PRO:HD2	1.81	0.61
1:IJ:85:THR:O	1:IJ:90:ARG:NH2	2.33	0.61
1:IQ:16:SER:HA	1:IQ:35:VAL:HG12	1.82	0.61

Continued on next page...

Continued from previous page...

Atom-1	Atom-2	Interatomic distance (Å)	Clash overlap (Å)
1:KE:38:LEU:HG	1:KE:39:PRO:HD2	1.81	0.61
1:KJ:16:SER:HA	1:KJ:35:VAL:HG12	1.82	0.61
1:KP:16:SER:HA	1:KP:35:VAL:HG12	1.82	0.61
1:LD:85:THR:O	1:LD:90:ARG:NH2	2.33	0.61
1:LW:16:SER:HA	1:LW:35:VAL:HG12	1.83	0.61
1:IQ:112:ALA:O	1:MC:49:VAL:HG11	2.00	0.61
1:MI:16:SER:HA	1:MI:35:VAL:HG12	1.82	0.61
1:BF:85:THR:O	1:BF:90:ARG:NH2	2.34	0.61
1:BR:85:THR:O	1:BR:90:ARG:NH2	2.33	0.61
1:BX:85:THR:O	1:BX:90:ARG:NH2	2.33	0.61
1:DR:16:SER:HA	1:DR:35:VAL:HG12	1.82	0.61
1:BJ:92:GLU:OE2	1:EV:57:LYS:NZ	2.32	0.61
1:CQ:57:LYS:NZ	1:GC:92:GLU:OE2	2.29	0.61
1:GJ:38:LEU:HG	1:GJ:39:PRO:HD2	1.81	0.61
1:HA:16:SER:HA	1:HA:35:VAL:HG12	1.82	0.61
1:HV:16:SER:HA	1:HV:35:VAL:HG12	1.82	0.61
1:IN:16:SER:HA	1:IN:35:VAL:HG12	1.82	0.61
1:IO:38:LEU:HG	1:IO:39:PRO:HD2	1.81	0.61
1:JT:85:THR:O	1:JT:90:ARG:NH2	2.33	0.61
1:KG:119:ASP:O	1:NS:8:LYS:HB2	2.01	0.61
1:KL:85:THR:O	1:KL:90:ARG:NH2	2.34	0.61
1:LB:16:SER:HA	1:LB:35:VAL:HG12	1.83	0.61
1:MX:16:SER:HA	1:MX:35:VAL:HG12	1.82	0.61
1:NP:16:SER:HA	1:NP:35:VAL:HG12	1.82	0.61
1:AR:104:GLU:OE1	1:ED:53:ARG:NH1	2.27	0.61
1:CM:85:THR:O	1:CM:90:ARG:NH2	2.33	0.61
1:DM:38:LEU:HG	1:DM:39:PRO:HD2	1.81	0.61
1:EA:16:SER:HA	1:EA:35:VAL:HG12	1.83	0.61
1:FS:85:THR:O	1:FS:90:ARG:NH2	2.33	0.61
1:GB:85:THR:O	1:GB:90:ARG:NH2	2.33	0.61
1:GS:38:LEU:HG	1:GS:39:PRO:HD2	1.81	0.61
1:HE:38:LEU:HG	1:HE:39:PRO:HD2	1.81	0.61
1:HF:85:THR:O	1:HF:90:ARG:NH2	2.33	0.61
1:IK:119:ASP:O	1:LW:8:LYS:HB2	2.00	0.61
1:IR:38:LEU:HG	1:IR:39:PRO:HD2	1.81	0.61
1:IZ:119:ASP:O	1:ML:8:LYS:HB2	2.00	0.61
1:IZ:16:SER:HA	1:IZ:35:VAL:HG12	1.82	0.61
1:JC:16:SER:HA	1:JC:35:VAL:HG12	1.82	0.61
1:JQ:85:THR:O	1:JQ:90:ARG:NH2	2.34	0.61
1:KD:8:LYS:HB2	1:NP:119:ASP:O	2.01	0.61
1:HP:80:SER:HB2	1:LB:74:VAL:HG22	1.81	0.61

Continued on next page...

Continued from previous page...

Atom-1	Atom-2	Interatomic distance (Å)	Clash overlap (Å)
1:MG:38:LEU:HG	1:MG:39:PRO:HD2	1.81	0.61
1:MH:85:THR:O	1:MH:90:ARG:NH2	2.33	0.61
1:MQ:85:THR:O	1:MQ:90:ARG:NH2	2.33	0.61
1:NC:85:THR:O	1:NC:90:ARG:NH2	2.33	0.61
1:NH:38:LEU:HG	1:NH:39:PRO:HD2	1.81	0.61
1:NI:85:THR:O	1:NI:90:ARG:NH2	2.33	0.61
1:AM:38:LEU:HG	1:AM:39:PRO:HD2	1.81	0.61
1:CS:85:THR:O	1:CS:90:ARG:NH2	2.33	0.61
1:DB:85:THR:O	1:DB:90:ARG:NH2	2.33	0.61
1:EG:16:SER:HA	1:EG:35:VAL:HG12	1.82	0.61
1:FM:85:THR:O	1:FM:90:ARG:NH2	2.33	0.61
1:FO:38:LEU:HG	1:FO:39:PRO:HD2	1.81	0.61
1:GC:16:SER:HA	1:GC:35:VAL:HG12	1.82	0.61
1:GE:85:THR:O	1:GE:90:ARG:NH2	2.33	0.61
1:GY:38:LEU:HG	1:GY:39:PRO:HD2	1.81	0.61
1:HP:26:VAL:HG21	1:MS:113:TYR:O	2.00	0.61
1:HU:10:ARG:HH11	1:LC:38:LEU:HD22	1.65	0.61
1:IK:16:SER:HA	1:IK:35:VAL:HG12	1.82	0.61
1:IV:85:THR:O	1:IV:90:ARG:NH2	2.33	0.61
1:JZ:85:THR:O	1:JZ:90:ARG:NH2	2.33	0.61
1:KC:85:THR:O	1:KC:90:ARG:NH2	2.33	0.61
1:KM:16:SER:HA	1:KM:35:VAL:HG12	1.82	0.61
1:LQ:16:SER:HA	1:LQ:35:VAL:HG12	1.82	0.61
1:LD:10:ARG:NH2	1:LR:15:ASP:OD1	2.34	0.61
1:MA:15:ASP:OD1	1:ME:10:ARG:NH2	2.34	0.61
1:ME:85:THR:O	1:ME:90:ARG:NH2	2.33	0.61
1:MN:85:THR:O	1:MN:90:ARG:NH2	2.33	0.61
1:MP:38:LEU:HG	1:MP:39:PRO:HD2	1.81	0.61
1:MT:85:THR:O	1:MT:90:ARG:NH2	2.33	0.61
1:NA:16:SER:HA	1:NA:35:VAL:HG12	1.82	0.61
1:MO:10:ARG:HH21	1:NU:38:LEU:HD22	1.66	0.61
1:AH:85:THR:O	1:AH:90:ARG:NH2	2.33	0.61
1:BJ:16:SER:HA	1:BJ:35:VAL:HG12	1.82	0.61
1:BU:85:THR:O	1:BU:90:ARG:NH2	2.33	0.61
1:CH:16:SER:HA	1:CH:35:VAL:HG12	1.82	0.61
1:CT:16:SER:HA	1:CT:35:VAL:HG12	1.82	0.61
1:AI:49:VAL:HG11	1:DU:112:ALA:O	2.01	0.61
1:EH:38:LEU:HG	1:EH:39:PRO:HD2	1.81	0.61
1:ER:85:THR:O	1:ER:90:ARG:NH2	2.33	0.61
1:GL:16:SER:HA	1:GL:35:VAL:HG12	1.82	0.61
1:HJ:16:SER:HA	1:HJ:35:VAL:HG12	1.82	0.61

Continued on next page...

Continued from previous page...

Atom-1	Atom-2	Interatomic distance (Å)	Clash overlap (Å)
1:HN:15:ASP:OD1	1:MT:10:ARG:NH2	2.34	0.61
1:KY:16:SER:HA	1:KY:35:VAL:HG12	1.82	0.61
1:HS:74:VAL:HG22	1:LE:80:SER:HB2	1.82	0.61
1:LS:85:THR:O	1:LS:90:ARG:NH2	2.33	0.61
1:LZ:16:SER:HA	1:LZ:35:VAL:HG12	1.82	0.61
1:MB:85:THR:O	1:MB:90:ARG:NH2	2.33	0.61
1:MD:38:LEU:HG	1:MD:39:PRO:HD2	1.81	0.61
1:KG:89:ASP:OD2	1:NS:59:ILE:HD12	2.01	0.61
1:AG:38:LEU:HG	1:AG:39:PRO:HD2	1.81	0.61
1:AI:104:GLU:OE1	1:DU:53:ARG:NH1	2.28	0.61
1:BM:16:SER:HA	1:BM:35:VAL:HG12	1.82	0.61
1:CC:38:LEU:HG	1:CC:39:PRO:HD2	1.81	0.61
1:CE:16:SER:HA	1:CE:35:VAL:HG12	1.83	0.61
1:CJ:85:THR:O	1:CJ:90:ARG:NH2	2.33	0.61
1:CW:16:SER:HA	1:CW:35:VAL:HG12	1.82	0.61
1:CY:85:THR:O	1:CY:90:ARG:NH2	2.33	0.61
1:HO:85:THR:O	1:HO:90:ARG:NH2	2.33	0.61
1:HY:16:SER:HA	1:HY:35:VAL:HG12	1.82	0.61
1:JJ:38:LEU:HG	1:JJ:39:PRO:HD2	1.81	0.61
1:JO:8:LYS:HB2	1:NA:119:ASP:O	2.01	0.61
1:KD:16:SER:HA	1:KD:35:VAL:HG12	1.82	0.61
1:KU:85:THR:O	1:KU:90:ARG:NH2	2.34	0.61
1:ND:16:SER:HA	1:ND:35:VAL:HG12	1.82	0.61
1:AL:16:SER:HA	1:AL:35:VAL:HG12	1.82	0.61
1:BD:74:VAL:HG22	1:EP:80:SER:HB2	1.83	0.61
1:BN:9:LEU:HB2	1:BN:20:THR:HG23	1.83	0.61
1:BP:16:SER:HA	1:BP:35:VAL:HG12	1.82	0.61
1:DF:16:SER:HA	1:DF:35:VAL:HG12	1.82	0.61
1:DI:16:SER:HA	1:DI:35:VAL:HG12	1.82	0.61
1:ED:16:SER:HA	1:ED:35:VAL:HG12	1.82	0.61
1:IG:38:LEU:HD22	1:IN:10:ARG:HH21	1.65	0.61
1:JU:16:SER:HA	1:JU:35:VAL:HG12	1.82	0.61
1:LE:16:SER:HA	1:LE:35:VAL:HG12	1.82	0.61
1:JC:106:LYS:HZ2	1:MO:129:THR:C	2.04	0.61
1:MO:16:SER:HA	1:MO:35:VAL:HG12	1.82	0.61
1:AF:74:VAL:HG22	1:DR:80:SER:HB2	1.83	0.60
1:AO:16:SER:HA	1:AO:35:VAL:HG12	1.82	0.60
1:AQ:38:LEU:HD22	1:BV:10:ARG:HH21	1.65	0.60
1:CT:119:ASP:O	1:GF:8:LYS:HB2	2.00	0.60
1:BU:10:ARG:NH2	1:DM:15:ASP:OD1	2.34	0.60
1:HB:38:LEU:HB2	1:MZ:10:ARG:HH11	1.65	0.60

Continued on next page...

Continued from previous page...

Atom-1	Atom-2	Interatomic distance (Å)	Clash overlap (Å)
1:HP:74:VAL:HG22	1:LB:80:SER:HB2	1.83	0.60
1:HS:16:SER:HA	1:HS:35:VAL:HG12	1.82	0.60
1:KW:38:LEU:HG	1:KW:39:PRO:HD2	1.81	0.60
1:LA:85:THR:O	1:LA:90:ARG:NH2	2.33	0.60
1:LI:9:LEU:HB2	1:LI:20:THR:HG23	1.83	0.60
1:AE:85:THR:O	1:AE:90:ARG:NH2	2.33	0.60
1:AI:16:SER:HA	1:AI:35:VAL:HG12	1.82	0.60
1:BN:38:LEU:HG	1:BN:39:PRO:HD2	1.81	0.60
1:BV:16:SER:HA	1:BV:35:VAL:HG12	1.82	0.60
1:CX:9:LEU:HB2	1:CX:20:THR:HG23	1.83	0.60
1:DO:16:SER:HA	1:DO:35:VAL:HG12	1.82	0.60
1:DS:9:LEU:HB2	1:DS:20:THR:HG23	1.84	0.60
1:DW:85:THR:O	1:DW:90:ARG:NH2	2.33	0.60
1:EB:9:LEU:HB2	1:EB:20:THR:HG23	1.84	0.60
1:EN:9:LEU:HB2	1:EN:20:THR:HG23	1.83	0.60
1:EW:9:LEU:HB2	1:EW:20:THR:HG23	1.83	0.60
1:FR:38:LEU:HG	1:FR:39:PRO:HD2	1.81	0.60
1:DY:113:TYR:O	1:FZ:26:VAL:HG21	2.01	0.60
1:GH:85:THR:O	1:GH:90:ARG:NH2	2.33	0.60
1:GP:9:LEU:HB2	1:GP:20:THR:HG23	1.84	0.60
1:HQ:9:LEU:HB2	1:HQ:20:THR:HG23	1.84	0.60
1:JR:16:SER:HA	1:JR:35:VAL:HG12	1.82	0.60
1:NK:9:LEU:HB2	1:NK:20:THR:HG23	1.84	0.60
1:AX:16:SER:HA	1:AX:35:VAL:HG12	1.82	0.60
1:AE:10:ARG:NH2	1:BB:15:ASP:OD1	2.34	0.60
1:BB:9:LEU:HB2	1:BB:20:THR:HG23	1.84	0.60
1:BG:16:SER:HA	1:BG:35:VAL:HG12	1.82	0.60
1:BQ:9:LEU:HB2	1:BQ:20:THR:HG23	1.84	0.60
1:BT:9:LEU:HB2	1:BT:20:THR:HG23	1.83	0.60
1:BW:9:LEU:HB2	1:BW:20:THR:HG23	1.84	0.60
1:CZ:119:ASP:O	1:GL:8:LYS:HB2	2.01	0.60
1:DL:16:SER:HA	1:DL:35:VAL:HG12	1.82	0.60
1:DX:16:SER:HA	1:DX:35:VAL:HG12	1.82	0.60
1:EN:38:LEU:HG	1:EN:39:PRO:HD2	1.81	0.60
1:EO:85:THR:O	1:EO:90:ARG:NH2	2.33	0.60
1:FO:9:LEU:HB2	1:FO:20:THR:HG23	1.83	0.60
1:FU:9:LEU:HB2	1:FU:20:THR:HG23	1.83	0.60
1:GN:85:THR:O	1:GN:90:ARG:NH2	2.33	0.60
1:GO:16:SER:HA	1:GO:35:VAL:HG12	1.82	0.60
1:HB:9:LEU:HB2	1:HB:20:THR:HG23	1.84	0.60
1:JK:85:THR:O	1:JK:90:ARG:NH2	2.33	0.60

Continued on next page...

Continued from previous page...

Atom-1	Atom-2	Interatomic distance (Å)	Clash overlap (Å)
1:KG:16:SER:HA	1:KG:35:VAL:HG12	1.82	0.60
1:KT:9:LEU:HB2	1:KT:20:THR:HG23	1.83	0.60
1:LX:9:LEU:HB2	1:LX:20:THR:HG23	1.83	0.60
1:MD:9:LEU:HB2	1:MD:20:THR:HG23	1.83	0.60
1:AQ:85:THR:O	1:AQ:90:ARG:NH2	2.33	0.60
1:AX:49:VAL:HG11	1:EJ:112:ALA:O	2.00	0.60
1:BL:85:THR:O	1:BL:90:ARG:NH2	2.33	0.60
1:CB:16:SER:HA	1:CB:35:VAL:HG12	1.82	0.60
1:CI:9:LEU:HB2	1:CI:20:THR:HG23	1.84	0.60
1:CN:16:SER:HA	1:CN:35:VAL:HG12	1.82	0.60
1:CO:83:VAL:CG1	1:DK:27:THR:HG22	2.32	0.60
1:DZ:85:THR:O	1:DZ:90:ARG:NH2	2.33	0.60
1:EJ:16:SER:HA	1:EJ:35:VAL:HG12	1.82	0.60
1:FL:9:LEU:HB2	1:FL:20:THR:HG23	1.84	0.60
1:FV:85:THR:O	1:FV:90:ARG:NH2	2.33	0.60
1:GF:16:SER:HA	1:GF:35:VAL:HG12	1.82	0.60
1:GI:16:SER:HA	1:GI:35:VAL:HG12	1.82	0.60
1:IB:16:SER:HA	1:IB:35:VAL:HG12	1.82	0.60
1:IF:9:LEU:HB2	1:IF:20:THR:HG23	1.83	0.60
1:IM:85:THR:O	1:IM:90:ARG:NH2	2.33	0.60
1:JF:16:SER:HA	1:JF:35:VAL:HG12	1.82	0.60
1:JP:15:ASP:OD1	1:KC:10:ARG:NH2	2.34	0.60
1:JW:85:THR:O	1:JW:90:ARG:NH2	2.33	0.60
1:KB:9:LEU:HB2	1:KB:20:THR:HG23	1.84	0.60
1:KF:85:THR:O	1:KF:90:ARG:NH2	2.33	0.60
1:NM:16:SER:HA	1:NM:35:VAL:HG12	1.82	0.60
1:AA:9:LEU:HB2	1:AA:20:THR:HG23	1.83	0.60
1:AM:9:LEU:HB2	1:AM:20:THR:HG23	1.84	0.60
1:AR:16:SER:HA	1:AR:35:VAL:HG12	1.82	0.60
1:BS:92:GLU:OE2	1:FE:57:LYS:NZ	2.34	0.60
1:BY:16:SER:HA	1:BY:35:VAL:HG12	1.83	0.60
1:CQ:16:SER:HA	1:CQ:35:VAL:HG12	1.82	0.60
1:FN:16:SER:HA	1:FN:35:VAL:HG12	1.82	0.60
1:DN:38:LEU:HD22	1:GU:10:ARG:HH21	1.66	0.60
1:HG:4:ILE:HG13	1:KS:125:ASP:HB2	1.83	0.60
1:IH:16:SER:HA	1:IH:35:VAL:HG12	1.82	0.60
1:IY:85:THR:O	1:IY:90:ARG:NH2	2.33	0.60
1:JB:85:THR:O	1:JB:90:ARG:NH2	2.33	0.60
1:JL:16:SER:HA	1:JL:35:VAL:HG12	1.82	0.60
1:JM:9:LEU:HB2	1:JM:20:THR:HG23	1.84	0.60
1:KB:38:LEU:HG	1:KB:39:PRO:HD2	1.81	0.60

Continued on next page...

Continued from previous page...

Atom-1	Atom-2	Interatomic distance (Å)	Clash overlap (Å)
1:HA:49:VAL:HG11	1:KM:112:ALA:O	2.01	0.60
1:MA:9:LEU:HB2	1:MA:20:THR:HG23	1.83	0.60
1:MF:16:SER:HA	1:MF:35:VAL:HG12	1.82	0.60
1:MK:85:THR:O	1:MK:90:ARG:NH2	2.33	0.60
1:AB:85:THR:O	1:AB:90:ARG:NH2	2.33	0.60
1:BC:85:THR:O	1:BC:90:ARG:NH2	2.33	0.60
1:BD:80:SER:HB2	1:EP:74:VAL:HG22	1.83	0.60
1:BE:9:LEU:HB2	1:BE:20:THR:HG23	1.84	0.60
1:DQ:85:THR:O	1:DQ:90:ARG:NH2	2.34	0.60
1:EF:85:THR:O	1:EF:90:ARG:NH2	2.33	0.60
1:EM:16:SER:HA	1:EM:35:VAL:HG12	1.83	0.60
1:EU:85:THR:O	1:EU:90:ARG:NH2	2.33	0.60
1:CQ:53:ARG:NH1	1:GC:104:GLU:OE1	2.27	0.60
1:DI:74:VAL:HG22	1:GU:80:SER:HB2	1.82	0.60
1:GV:9:LEU:HB2	1:GV:20:THR:HG23	1.83	0.60
1:HK:9:LEU:HB2	1:HK:20:THR:HG23	1.83	0.60
1:JO:16:SER:HA	1:JO:35:VAL:HG12	1.82	0.60
1:JP:9:LEU:HB2	1:JP:20:THR:HG23	1.83	0.60
1:LY:85:THR:O	1:LY:90:ARG:NH2	2.33	0.60
1:MO:26:VAL:HG21	1:NT:113:TYR:O	2.02	0.60
1:MP:9:LEU:HB2	1:MP:20:THR:HG23	1.84	0.60
1:MV:9:LEU:HB2	1:MV:20:THR:HG23	1.84	0.60
1:NU:85:THR:O	1:NU:90:ARG:NH2	2.33	0.60
1:AJ:9:LEU:HB2	1:AJ:20:THR:HG23	1.84	0.60
1:CZ:16:SER:HA	1:CZ:35:VAL:HG12	1.82	0.60
1:AU:80:SER:HB2	1:EG:74:VAL:HG22	1.83	0.60
1:EX:85:THR:O	1:EX:90:ARG:NH2	2.34	0.60
1:FT:10:ARG:NH1	1:GQ:15:ASP:OD1	2.34	0.60
1:HT:9:LEU:HB2	1:HT:20:THR:HG23	1.84	0.60
1:IS:85:THR:O	1:IS:90:ARG:NH2	2.33	0.60
1:JX:74:VAL:HG22	1:NJ:80:SER:HB2	1.84	0.60
1:KA:16:SER:HA	1:KA:35:VAL:HG12	1.82	0.60
1:KJ:112:ALA:O	1:NV:49:VAL:HG11	2.02	0.60
1:HG:59:ILE:HD12	1:KS:89:ASP:OD2	2.02	0.60
1:KW:9:LEU:HB2	1:KW:20:THR:HG23	1.84	0.60
1:KX:85:THR:O	1:KX:90:ARG:NH2	2.33	0.60
1:KZ:9:LEU:HB2	1:KZ:20:THR:HG23	1.83	0.60
1:LT:16:SER:HA	1:LT:35:VAL:HG12	1.82	0.60
1:IK:92:GLU:OE2	1:LW:57:LYS:NZ	2.34	0.60
1:NG:16:SER:HA	1:NG:35:VAL:HG12	1.83	0.60
1:AF:16:SER:HA	1:AF:35:VAL:HG12	1.83	0.60

Continued on next page...

Continued from previous page...

Atom-1	Atom-2	Interatomic distance (Å)	Clash overlap (Å)
1:AS:9:LEU:HB2	1:AS:20:THR:HG23	1.83	0.60
1:CP:85:THR:O	1:CP:90:ARG:NH2	2.33	0.60
1:FH:16:SER:HA	1:FH:35:VAL:HG12	1.82	0.60
1:FJ:85:THR:O	1:FJ:90:ARG:NH2	2.33	0.60
1:FP:85:THR:O	1:FP:90:ARG:NH2	2.33	0.60
1:FZ:16:SER:HA	1:FZ:35:VAL:HG12	1.82	0.60
1:II:9:LEU:HB2	1:II:20:THR:HG23	1.83	0.60
1:KK:9:LEU:HB2	1:KK:20:THR:HG23	1.84	0.60
1:KS:16:SER:HA	1:KS:35:VAL:HG12	1.82	0.60
1:NB:9:LEU:HB2	1:NB:20:THR:HG23	1.84	0.60
1:NN:9:LEU:HB2	1:NN:20:THR:HG23	1.84	0.60
1:AD:38:LEU:HB2	1:GB:10:ARG:HH11	1.66	0.60
1:AU:26:VAL:HG21	1:EZ:113:TYR:O	2.02	0.60
1:CV:85:THR:O	1:CV:90:ARG:NH2	2.33	0.60
1:DF:119:ASP:O	1:GR:8:LYS:HB2	2.01	0.60
1:FF:9:LEU:HB2	1:FF:20:THR:HG23	1.83	0.60
1:FQ:10:ARG:HH21	1:GW:38:LEU:CD2	2.14	0.60
1:GM:9:LEU:HB2	1:GM:20:THR:HG23	1.84	0.60
1:HW:9:LEU:HB2	1:HW:20:THR:HG23	1.83	0.60
1:KH:9:LEU:HB2	1:KH:20:THR:HG23	1.83	0.60
1:LO:9:LEU:HB2	1:LO:20:THR:HG23	1.83	0.60
1:LR:9:LEU:HB2	1:LR:20:THR:HG23	1.84	0.60
1:MZ:85:THR:O	1:MZ:90:ARG:NH2	2.33	0.60
1:NQ:9:LEU:HB2	1:NQ:20:THR:HG23	1.84	0.60
1:NR:85:THR:O	1:NR:90:ARG:NH2	2.33	0.60
1:AD:9:LEU:HB2	1:AD:20:THR:HG23	1.83	0.60
1:BA:16:SER:HA	1:BA:35:VAL:HG12	1.82	0.60
1:BZ:9:LEU:HB2	1:BZ:20:THR:HG23	1.84	0.60
1:DA:9:LEU:HB2	1:DA:20:THR:HG23	1.84	0.60
1:EF:38:LEU:HD22	1:EV:10:ARG:HH21	1.67	0.60
1:FD:85:THR:O	1:FD:90:ARG:NH2	2.34	0.60
1:FI:9:LEU:HB2	1:FI:20:THR:HG23	1.84	0.60
1:GG:9:LEU:HB2	1:GG:20:THR:HG23	1.83	0.60
1:GJ:9:LEU:HB2	1:GJ:20:THR:HG23	1.83	0.60
1:HN:9:LEU:HB2	1:HN:20:THR:HG23	1.83	0.60
1:JE:85:THR:O	1:JE:90:ARG:NH2	2.33	0.60
1:JS:9:LEU:HB2	1:JS:20:THR:HG23	1.84	0.60
1:LF:9:LEU:HB2	1:LF:20:THR:HG23	1.84	0.60
1:MR:16:SER:HA	1:MR:35:VAL:HG12	1.82	0.60
1:NJ:16:SER:HA	1:NJ:35:VAL:HG12	1.82	0.60
1:KD:57:LYS:HZ3	1:NP:92:GLU:CD	2.06	0.60

Continued on next page...

Continued from previous page...

Atom-1	Atom-2	Interatomic distance (Å)	Clash overlap (Å)
1:EL:85:THR:O	1:EL:90:ARG:NH2	2.33	0.59
1:ES:16:SER:HA	1:ES:35:VAL:HG12	1.82	0.59
1:EV:16:SER:HA	1:EV:35:VAL:HG12	1.83	0.59
1:EZ:9:LEU:HB2	1:EZ:20:THR:HG23	1.83	0.59
1:JG:9:LEU:HB2	1:JG:20:THR:HG23	1.83	0.59
1:LP:85:THR:O	1:LP:90:ARG:NH2	2.33	0.59
1:LU:9:LEU:HB2	1:LU:20:THR:HG23	1.84	0.59
1:KU:10:ARG:NH1	1:NB:38:LEU:HB2	2.17	0.59
1:AV:9:LEU:HB2	1:AV:20:THR:HG23	1.84	0.59
1:AZ:85:THR:O	1:AZ:90:ARG:NH2	2.33	0.59
1:BG:80:SER:HB2	1:ES:74:VAL:HG22	1.84	0.59
1:BK:9:LEU:HB2	1:BK:20:THR:HG23	1.84	0.59
1:DN:85:THR:O	1:DN:90:ARG:NH2	2.33	0.59
1:FY:85:THR:O	1:FY:90:ARG:NH2	2.33	0.59
1:DI:92:GLU:CD	1:GU:57:LYS:HZ3	2.06	0.59
1:IL:9:LEU:HB2	1:IL:20:THR:HG23	1.83	0.59
1:IZ:89:ASP:OD2	1:ML:59:ILE:HD12	2.01	0.59
1:JI:16:SER:HA	1:JI:35:VAL:HG12	1.82	0.59
1:KE:9:LEU:HB2	1:KE:20:THR:HG23	1.84	0.59
1:KQ:9:LEU:HB2	1:KQ:20:THR:HG23	1.83	0.59
1:HG:125:ASP:HB2	1:KS:4:ILE:CG1	2.32	0.59
1:LK:16:SER:HA	1:LK:35:VAL:HG12	1.82	0.59
1:LN:16:SER:HA	1:LN:35:VAL:HG12	1.82	0.59
1:MU:16:SER:HA	1:MU:35:VAL:HG12	1.82	0.59
1:NL:85:THR:O	1:NL:90:ARG:NH2	2.33	0.59
1:NV:16:SER:HA	1:NV:35:VAL:HG12	1.82	0.59
1:AG:9:LEU:HB2	1:AG:20:THR:HG23	1.84	0.59
1:CO:9:LEU:HB2	1:CO:20:THR:HG23	1.83	0.59
1:DK:85:THR:O	1:DK:90:ARG:NH2	2.33	0.59
1:EE:9:LEU:HB2	1:EE:20:THR:HG23	1.84	0.59
1:CZ:112:ALA:O	1:GL:49:VAL:HG11	2.02	0.59
1:HC:85:THR:O	1:HC:90:ARG:NH2	2.33	0.59
1:IT:8:LYS:HB2	1:MF:119:ASP:O	2.02	0.59
1:JD:9:LEU:HB2	1:JD:20:THR:HG23	1.84	0.59
1:JH:85:THR:O	1:JH:90:ARG:NH2	2.33	0.59
1:JJ:9:LEU:HB2	1:JJ:20:THR:HG23	1.83	0.59
1:MY:9:LEU:HB2	1:MY:20:THR:HG23	1.83	0.59
1:KJ:53:ARG:NH1	1:NV:104:GLU:OE1	2.26	0.59
1:CC:9:LEU:HB2	1:CC:20:THR:HG23	1.83	0.59
1:JR:80:SER:HB2	1:ND:74:VAL:HG22	1.85	0.59
1:NH:9:LEU:HB2	1:NH:20:THR:HG23	1.83	0.59

Continued on next page...

Continued from previous page...

Atom-1	Atom-2	Interatomic distance (Å)	Clash overlap (Å)
1:AB:38:LEU:HD22	1:BJ:10:ARG:HH21	1.67	0.59
1:BS:119:ASP:O	1:FE:8:LYS:HB2	2.02	0.59
1:CD:85:THR:O	1:CD:90:ARG:NH2	2.33	0.59
1:DG:9:LEU:HB2	1:DG:20:THR:HG23	1.83	0.59
1:DM:9:LEU:HB2	1:DM:20:THR:HG23	1.83	0.59
1:DP:9:LEU:HB2	1:DP:20:THR:HG23	1.83	0.59
1:AR:74:VAL:HG22	1:ED:80:SER:HB2	1.85	0.59
1:AL:10:ARG:HH21	1:FP:38:LEU:HD22	1.68	0.59
1:AI:26:VAL:HG21	1:GD:113:TYR:O	2.03	0.59
1:GD:9:LEU:HB2	1:GD:20:THR:HG23	1.84	0.59
1:IH:74:VAL:HG22	1:LT:80:SER:HB2	1.85	0.59
1:IW:16:SER:HA	1:IW:35:VAL:HG12	1.83	0.59
1:HH:15:ASP:OD1	1:MN:10:ARG:NH2	2.36	0.59
1:JC:80:SER:HB2	1:MO:74:VAL:HG22	1.83	0.59
1:NS:16:SER:HA	1:NS:35:VAL:HG12	1.82	0.59
1:AN:85:THR:O	1:AN:90:ARG:NH2	2.33	0.59
1:BH:9:LEU:HB2	1:BH:20:THR:HG23	1.84	0.59
1:BV:119:ASP:O	1:FH:8:LYS:HB2	2.03	0.59
1:CR:9:LEU:HB2	1:CR:20:THR:HG23	1.83	0.59
1:AO:80:SER:HB2	1:EA:74:VAL:HG22	1.83	0.59
1:KI:85:THR:O	1:KI:90:ARG:NH2	2.34	0.59
1:KV:16:SER:HA	1:KV:35:VAL:HG12	1.82	0.59
1:NT:9:LEU:HB2	1:NT:20:THR:HG23	1.84	0.59
1:AY:9:LEU:HB2	1:AY:20:THR:HG23	1.84	0.59
1:CL:76:LYS:O	1:CM:77:THR:HA	2.03	0.59
1:CU:9:LEU:HB2	1:CU:20:THR:HG23	1.83	0.59
1:EE:76:LYS:O	1:EF:77:THR:HA	2.03	0.59
1:BJ:80:SER:HB2	1:EV:74:VAL:CG2	2.33	0.59
1:FF:76:LYS:O	1:FG:77:THR:HA	2.03	0.59
1:FX:9:LEU:HB2	1:FX:20:THR:HG23	1.84	0.59
1:DF:80:SER:HB2	1:GR:74:VAL:HG22	1.84	0.59
1:GT:85:THR:O	1:GT:90:ARG:NH2	2.33	0.59
1:HH:76:LYS:O	1:HI:77:THR:HA	2.03	0.59
1:IP:85:THR:O	1:IP:90:ARG:NH2	2.33	0.59
1:IT:92:GLU:OE2	1:MF:57:LYS:NZ	2.34	0.59
1:JA:9:LEU:HB2	1:JA:20:THR:HG23	1.83	0.59
1:JN:85:THR:O	1:JN:90:ARG:NH2	2.33	0.59
1:NE:9:LEU:HB2	1:NE:20:THR:HG23	1.83	0.59
1:CA:85:THR:O	1:CA:90:ARG:NH2	2.33	0.59
1:CL:9:LEU:HB2	1:CL:20:THR:HG23	1.84	0.59
1:CT:112:ALA:O	1:GF:49:VAL:HG11	2.02	0.59

Continued on next page...

Continued from previous page...

Atom-1	Atom-2	Interatomic distance (Å)	Clash overlap (Å)
1:EH:9:LEU:HB2	1:EH:20:THR:HG23	1.83	0.59
1:FO:76:LYS:O	1:FP:77:THR:HA	2.03	0.59
1:FU:76:LYS:O	1:FV:77:THR:HA	2.03	0.59
1:GS:9:LEU:HB2	1:GS:20:THR:HG23	1.83	0.59
1:HU:85:THR:O	1:HU:90:ARG:NH2	2.33	0.59
1:ID:85:THR:O	1:ID:90:ARG:NH2	2.33	0.59
1:IX:9:LEU:HB2	1:IX:20:THR:HG23	1.83	0.59
1:JD:38:LEU:HB2	1:JK:10:ARG:NH1	2.18	0.59
1:LX:76:LYS:O	1:LY:77:THR:HA	2.03	0.59
1:NK:76:LYS:O	1:NL:77:THR:HA	2.03	0.59
1:MM:15:ASP:OD1	1:NU:10:ARG:NH2	2.36	0.59
1:AM:76:LYS:O	1:AN:77:THR:HA	2.03	0.59
1:AT:85:THR:O	1:AT:90:ARG:NH2	2.33	0.59
1:BE:76:LYS:O	1:BF:77:THR:HA	2.03	0.59
1:CG:85:THR:O	1:CG:90:ARG:NH2	2.33	0.59
1:CX:76:LYS:O	1:CY:77:THR:HA	2.03	0.59
1:DA:76:LYS:O	1:DB:77:THR:HA	2.03	0.59
1:DD:9:LEU:HB2	1:DD:20:THR:HG23	1.84	0.59
1:DS:114:SER:HA	1:GR:26:VAL:CG2	2.32	0.59
1:ET:9:LEU:HB2	1:ET:20:THR:HG23	1.84	0.59
1:GA:9:LEU:HB2	1:GA:20:THR:HG23	1.83	0.59
1:CQ:49:VAL:HG11	1:GC:112:ALA:O	2.02	0.59
1:GZ:85:THR:O	1:GZ:90:ARG:NH2	2.33	0.59
1:HN:76:LYS:O	1:HO:77:THR:HA	2.03	0.59
1:IO:76:LYS:O	1:IP:77:THR:HA	2.03	0.59
1:IU:76:LYS:O	1:IV:77:THR:HA	2.03	0.59
1:JA:76:LYS:O	1:JB:77:THR:HA	2.03	0.59
1:MG:76:LYS:O	1:MH:77:THR:HA	2.03	0.59
1:MJ:9:LEU:HB2	1:MJ:20:THR:HG23	1.84	0.59
1:AV:15:ASP:OD1	1:FD:10:ARG:NH2	2.36	0.59
1:BT:76:LYS:O	1:BU:77:THR:HA	2.03	0.59
1:CY:38:LEU:HD22	1:DL:10:ARG:HH21	1.67	0.59
1:DC:92:GLU:OE2	1:GO:57:LYS:NZ	2.31	0.59
1:DJ:76:LYS:O	1:DK:77:THR:HA	2.03	0.59
1:DM:76:LYS:O	1:DN:77:THR:HA	2.03	0.59
1:DP:76:LYS:O	1:DQ:77:THR:HA	2.03	0.59
1:DS:76:LYS:O	1:DT:77:THR:HA	2.03	0.59
1:DY:9:LEU:HB2	1:DY:20:THR:HG23	1.83	0.59
1:EQ:9:LEU:HB2	1:EQ:20:THR:HG23	1.84	0.59
1:ET:76:LYS:O	1:EU:77:THR:HA	2.03	0.59
1:EW:76:LYS:O	1:EX:77:THR:HA	2.03	0.59

Continued on next page...

Continued from previous page...

Atom-1	Atom-2	Interatomic distance (Å)	Clash overlap (Å)
1:FI:76:LYS:O	1:FJ:77:THR:HA	2.03	0.59
1:GD:76:LYS:O	1:GE:77:THR:HA	2.03	0.59
1:GG:76:LYS:O	1:GH:77:THR:HA	2.03	0.59
1:GY:9:LEU:HB2	1:GY:20:THR:HG23	1.84	0.59
1:IC:9:LEU:HB2	1:IC:20:THR:HG23	1.84	0.59
1:JG:76:LYS:O	1:JH:77:THR:HA	2.03	0.59
1:JL:112:ALA:O	1:MX:49:VAL:HG11	2.03	0.59
1:JS:76:LYS:O	1:JT:77:THR:HA	2.03	0.59
1:JV:9:LEU:HB2	1:JV:20:THR:HG23	1.84	0.59
1:KB:76:LYS:O	1:KC:77:THR:HA	2.03	0.59
1:HA:59:ILE:HD12	1:KM:89:ASP:OD2	2.03	0.59
1:LC:76:LYS:O	1:LD:77:THR:HA	2.03	0.59
1:LG:85:THR:O	1:LG:90:ARG:NH2	2.33	0.59
1:MG:9:LEU:HB2	1:MG:20:THR:HG23	1.83	0.59
1:NQ:76:LYS:O	1:NR:77:THR:HA	2.03	0.59
1:AS:76:LYS:O	1:AT:77:THR:HA	2.03	0.58
1:CC:76:LYS:O	1:CD:77:THR:HA	2.03	0.58
1:CF:76:LYS:O	1:CG:77:THR:HA	2.03	0.58
1:EH:76:LYS:O	1:EI:77:THR:HA	2.03	0.58
1:EN:76:LYS:O	1:EO:77:THR:HA	2.03	0.58
1:FC:9:LEU:HB2	1:FC:20:THR:HG23	1.84	0.58
1:FT:26:VAL:HG21	1:GP:113:TYR:O	2.03	0.58
1:GP:76:LYS:O	1:GQ:77:THR:HA	2.03	0.58
1:GQ:85:THR:O	1:GQ:90:ARG:NH2	2.33	0.58
1:HG:112:ALA:O	1:KS:49:VAL:HG11	2.03	0.58
1:II:76:LYS:O	1:IJ:77:THR:HA	2.03	0.58
1:KN:9:LEU:HB2	1:KN:20:THR:HG23	1.84	0.58
1:KZ:76:LYS:O	1:LA:77:THR:HA	2.03	0.58
1:MA:76:LYS:O	1:MB:77:THR:HA	2.03	0.58
1:MM:9:LEU:HB2	1:MM:20:THR:HG23	1.84	0.58
1:MM:76:LYS:O	1:MN:77:THR:HA	2.03	0.58
1:AJ:52:MET:HG2	1:AJ:78:GLU:HG3	1.86	0.58
1:AM:52:MET:HG2	1:AM:78:GLU:HG3	1.86	0.58
1:AV:52:MET:HG2	1:AV:78:GLU:HG3	1.86	0.58
1:BB:76:LYS:O	1:BC:77:THR:HA	2.03	0.58
1:BK:76:LYS:O	1:BL:77:THR:HA	2.03	0.58
1:BN:76:LYS:O	1:BO:77:THR:HA	2.03	0.58
1:BZ:76:LYS:O	1:CA:77:THR:HA	2.03	0.58
1:CB:125:ASP:HB2	1:FN:4:ILE:HG12	1.85	0.58
1:DD:76:LYS:O	1:DE:77:THR:HA	2.03	0.58
1:DT:85:THR:O	1:DT:90:ARG:NH2	2.33	0.58

Continued on next page...

Continued from previous page...

Atom-1	Atom-2	Interatomic distance (Å)	Clash overlap (Å)
1:FC:76:LYS:O	1:FD:77:THR:HA	2.03	0.58
1:GY:76:LYS:O	1:GZ:77:THR:HA	2.03	0.58
1:HF:10:ARG:NH1	1:IC:38:LEU:HB2	2.18	0.58
1:IC:76:LYS:O	1:ID:77:THR:HA	2.03	0.58
1:IO:52:MET:HG2	1:IO:78:GLU:HG3	1.86	0.58
1:IU:9:LEU:HB2	1:IU:20:THR:HG23	1.84	0.58
1:JD:76:LYS:O	1:JE:77:THR:HA	2.03	0.58
1:JS:86:THR:HG22	1:JS:88:GLU:H	1.69	0.58
1:JV:52:MET:HG2	1:JV:78:GLU:HG3	1.86	0.58
1:JY:86:THR:HG22	1:JY:88:GLU:H	1.69	0.58
1:JY:9:LEU:HB2	1:JY:20:THR:HG23	1.84	0.58
1:KR:85:THR:O	1:KR:90:ARG:NH2	2.33	0.58
1:LR:52:MET:HG2	1:LR:78:GLU:HG3	1.86	0.58
1:NH:76:LYS:O	1:NI:77:THR:HA	2.03	0.58
1:AU:74:VAL:HG22	1:EG:80:SER:HB2	1.85	0.58
1:BV:8:LYS:HB2	1:FH:119:ASP:O	2.02	0.58
1:CO:52:MET:HG2	1:CO:78:GLU:HG3	1.86	0.58
1:CO:86:THR:HG22	1:CO:88:GLU:H	1.69	0.58
1:DD:86:THR:HG22	1:DD:88:GLU:H	1.69	0.58
1:AF:92:GLU:CD	1:DR:57:LYS:HZ3	2.07	0.58
1:DV:9:LEU:HB2	1:DV:20:THR:HG23	1.83	0.58
1:EQ:76:LYS:O	1:ER:77:THR:HA	2.03	0.58
1:ET:86:THR:HG22	1:ET:88:GLU:H	1.69	0.58
1:BV:92:GLU:CD	1:FH:57:LYS:HZ3	2.06	0.58
1:FR:52:MET:HG2	1:FR:78:GLU:HG3	1.86	0.58
1:FR:9:LEU:HB2	1:FR:20:THR:HG23	1.84	0.58
1:GJ:76:LYS:O	1:GK:77:THR:HA	2.03	0.58
1:DC:92:GLU:CD	1:GO:57:LYS:HZ3	2.06	0.58
1:HE:9:LEU:HB2	1:HE:20:THR:HG23	1.84	0.58
1:HH:9:LEU:HB2	1:HH:20:THR:HG23	1.83	0.58
1:HN:86:THR:HG22	1:HN:88:GLU:H	1.69	0.58
1:IG:66:ALA:HB1	1:IM:66:ALA:HB3	1.84	0.58
1:IS:10:ARG:HH11	1:KK:38:LEU:HB2	1.68	0.58
1:IX:76:LYS:O	1:IY:77:THR:HA	2.03	0.58
1:IX:86:THR:HG22	1:IX:88:GLU:H	1.69	0.58
1:IY:38:LEU:HD22	1:KS:10:ARG:HH21	1.68	0.58
1:JA:86:THR:HG22	1:JA:88:GLU:H	1.69	0.58
1:JF:59:ILE:HD12	1:MR:89:ASP:OD2	2.03	0.58
1:JP:86:THR:HG22	1:JP:88:GLU:H	1.69	0.58
1:LF:86:THR:HG22	1:LF:88:GLU:H	1.69	0.58
1:LL:9:LEU:HB2	1:LL:20:THR:HG23	1.83	0.58

Continued on next page...

Continued from previous page...

Atom-1	Atom-2	Interatomic distance (Å)	Clash overlap (Å)
1:LM:85:THR:O	1:LM:90:ARG:NH2	2.33	0.58
1:LO:86:THR:HG22	1:LO:88:GLU:H	1.69	0.58
1:MG:86:THR:HG22	1:MG:88:GLU:H	1.69	0.58
1:MS:76:LYS:O	1:MT:77:THR:HA	2.03	0.58
1:MY:76:LYS:O	1:MZ:77:THR:HA	2.03	0.58
1:MY:86:THR:HG22	1:MY:88:GLU:H	1.68	0.58
1:NB:76:LYS:O	1:NC:77:THR:HA	2.03	0.58
1:NK:52:MET:HG2	1:NK:78:GLU:HG3	1.86	0.58
1:AD:52:MET:HG2	1:AD:78:GLU:HG3	1.86	0.58
1:AO:59:ILE:HD12	1:EA:89:ASP:OD2	2.03	0.58
1:AP:9:LEU:HB2	1:AP:20:THR:HG23	1.84	0.58
1:AY:52:MET:HG2	1:AY:78:GLU:HG3	1.86	0.58
1:BE:52:MET:HG2	1:BE:78:GLU:HG3	1.86	0.58
1:BK:86:THR:HG22	1:BK:88:GLU:H	1.69	0.58
1:BZ:52:MET:HG2	1:BZ:78:GLU:HG3	1.86	0.58
1:CF:52:MET:HG2	1:CF:78:GLU:HG3	1.86	0.58
1:CU:76:LYS:O	1:CV:77:THR:HA	2.03	0.58
1:DD:52:MET:HG2	1:DD:78:GLU:HG3	1.85	0.58
1:DH:85:THR:O	1:DH:90:ARG:NH2	2.33	0.58
1:DS:52:MET:HG2	1:DS:78:GLU:HG3	1.86	0.58
1:EE:86:THR:HG22	1:EE:88:GLU:H	1.69	0.58
1:EN:86:THR:HG22	1:EN:88:GLU:H	1.69	0.58
1:ER:10:ARG:NH2	1:FL:15:ASP:OD1	2.36	0.58
1:FL:86:THR:HG22	1:FL:88:GLU:H	1.69	0.58
1:GV:76:LYS:O	1:GW:77:THR:HA	2.03	0.58
1:JG:52:MET:HG2	1:JG:78:GLU:HG3	1.86	0.58
1:JV:76:LYS:O	1:JW:77:THR:HA	2.03	0.58
1:JX:8:LYS:HB2	1:NJ:119:ASP:O	2.03	0.58
1:JY:52:MET:HG2	1:JY:78:GLU:HG3	1.85	0.58
1:KB:86:THR:HG22	1:KB:88:GLU:H	1.69	0.58
1:KN:76:LYS:O	1:KO:77:THR:HA	2.03	0.58
1:KQ:86:THR:HG22	1:KQ:88:GLU:H	1.68	0.58
1:KT:76:LYS:O	1:KU:77:THR:HA	2.03	0.58
1:KZ:52:MET:HG2	1:KZ:78:GLU:HG3	1.86	0.58
1:LC:9:LEU:HB2	1:LC:20:THR:HG23	1.84	0.58
1:LG:15:ASP:OD1	1:LN:10:ARG:NH1	2.37	0.58
1:MV:86:THR:HG22	1:MV:88:GLU:H	1.69	0.58
1:MY:52:MET:HG2	1:MY:78:GLU:HG3	1.86	0.58
1:NK:86:THR:HG22	1:NK:88:GLU:H	1.69	0.58
1:NT:76:LYS:O	1:NU:77:THR:HA	2.03	0.58
1:AV:76:LYS:O	1:AW:77:THR:HA	2.03	0.58

Continued on next page...

Continued from previous page...

Atom-1	Atom-2	Interatomic distance (Å)	Clash overlap (Å)
1:BB:99:SER:OG	1:BB:124:GLU:O	2.20	0.58
1:CO:76:LYS:O	1:CP:77:THR:HA	2.03	0.58
1:DG:76:LYS:O	1:DH:77:THR:HA	2.03	0.58
1:DV:86:THR:HG22	1:DV:88:GLU:H	1.69	0.58
1:EQ:52:MET:HG2	1:EQ:78:GLU:HG3	1.86	0.58
1:FC:86:THR:HG22	1:FC:88:GLU:H	1.69	0.58
1:FL:76:LYS:O	1:FM:77:THR:HA	2.03	0.58
1:GA:52:MET:HG2	1:GA:78:GLU:HG3	1.85	0.58
1:GS:76:LYS:O	1:GT:77:THR:HA	2.03	0.58
1:HQ:52:MET:HG2	1:HQ:78:GLU:HG3	1.86	0.58
1:HW:86:THR:HG22	1:HW:88:GLU:H	1.69	0.58
1:HZ:76:LYS:O	1:IA:77:THR:HA	2.03	0.58
1:IR:9:LEU:HB2	1:IR:20:THR:HG23	1.84	0.58
1:JP:76:LYS:O	1:JQ:77:THR:HA	2.03	0.58
1:KT:52:MET:HG2	1:KT:78:GLU:HG3	1.86	0.58
1:LO:76:LYS:O	1:LP:77:THR:HA	2.03	0.58
1:LX:52:MET:HG2	1:LX:78:GLU:HG3	1.86	0.58
1:MA:86:THR:HG22	1:MA:88:GLU:H	1.69	0.58
1:MD:76:LYS:O	1:ME:77:THR:HA	2.03	0.58
1:BW:86:THR:HG22	1:BW:88:GLU:H	1.69	0.58
1:DP:52:MET:HG2	1:DP:78:GLU:HG3	1.85	0.58
1:DV:76:LYS:O	1:DW:77:THR:HA	2.03	0.58
1:EB:76:LYS:O	1:EC:77:THR:HA	2.03	0.58
1:EH:52:MET:HG2	1:EH:78:GLU:HG3	1.86	0.58
1:GG:52:MET:HG2	1:GG:78:GLU:HG3	1.86	0.58
1:GN:16:SER:HA	1:GN:35:VAL:HG12	1.86	0.58
1:IO:9:LEU:HB2	1:IO:20:THR:HG23	1.83	0.58
1:JA:52:MET:HG2	1:JA:78:GLU:HG3	1.86	0.58
1:JJ:86:THR:HG22	1:JJ:88:GLU:H	1.69	0.58
1:JU:104:GLU:OE1	1:NG:53:ARG:NH1	2.33	0.58
1:KO:16:SER:HA	1:KO:35:VAL:HG12	1.86	0.58
1:LV:85:THR:O	1:LV:90:ARG:NH2	2.33	0.58
1:MP:101:LEU:HD22	1:MQ:94:LEU:HD22	1.86	0.58
1:MS:52:MET:HG2	1:MS:78:GLU:HG3	1.86	0.58
1:NB:86:THR:HG22	1:NB:88:GLU:H	1.69	0.58
1:NC:16:SER:HA	1:NC:35:VAL:HG12	1.86	0.58
1:NF:16:SER:HA	1:NF:35:VAL:HG12	1.86	0.58
1:NE:76:LYS:O	1:NF:77:THR:HA	2.03	0.58
1:NT:52:MET:HG2	1:NT:78:GLU:HG3	1.86	0.58
1:AG:76:LYS:O	1:AH:77:THR:HA	2.03	0.58
1:AG:86:THR:HG22	1:AG:88:GLU:H	1.69	0.58

Continued on next page...

Continued from previous page...

Atom-1	Atom-2	Interatomic distance (Å)	Clash overlap (Å)
1:AP:86:THR:HG22	1:AP:88:GLU:H	1.69	0.58
1:AQ:16:SER:HA	1:AQ:35:VAL:HG12	1.86	0.58
1:CF:9:LEU:HB2	1:CF:20:THR:HG23	1.84	0.58
1:CF:86:THR:HG22	1:CF:88:GLU:H	1.69	0.58
1:DS:101:LEU:HD22	1:DT:94:LEU:HD22	1.86	0.58
1:EB:86:THR:HG22	1:EB:88:GLU:H	1.69	0.58
1:FO:86:THR:HG22	1:FO:88:GLU:H	1.69	0.58
1:GA:86:THR:HG22	1:GA:88:GLU:H	1.69	0.58
1:GV:86:THR:HG22	1:GV:88:GLU:H	1.69	0.58
1:HH:86:THR:HG22	1:HH:88:GLU:H	1.69	0.58
1:HL:16:SER:HA	1:HL:35:VAL:HG12	1.86	0.58
1:HZ:86:THR:HG22	1:HZ:88:GLU:H	1.69	0.58
1:IG:16:SER:HA	1:IG:35:VAL:HG12	1.86	0.58
1:II:86:THR:HG22	1:II:88:GLU:H	1.69	0.58
1:JD:52:MET:HG2	1:JD:78:GLU:HG3	1.86	0.58
1:JJ:76:LYS:O	1:JK:77:THR:HA	2.03	0.58
1:JW:15:ASP:OD1	1:KJ:10:ARG:NH1	2.37	0.58
1:KH:52:MET:HG2	1:KH:78:GLU:HG3	1.86	0.58
1:KN:52:MET:HG2	1:KN:78:GLU:HG3	1.85	0.58
1:KT:101:LEU:HD22	1:KU:94:LEU:HD22	1.86	0.58
1:KT:86:THR:HG22	1:KT:88:GLU:H	1.69	0.58
1:KW:76:LYS:O	1:KX:77:THR:HA	2.03	0.58
1:KZ:99:SER:OG	1:KZ:124:GLU:O	2.20	0.58
1:LC:101:LEU:HD22	1:LD:94:LEU:HD22	1.86	0.58
1:LL:52:MET:HG2	1:LL:78:GLU:HG3	1.86	0.58
1:LU:86:THR:HG22	1:LU:88:GLU:H	1.69	0.58
1:LX:86:THR:HG22	1:LX:88:GLU:H	1.69	0.58
1:MK:16:SER:HA	1:MK:35:VAL:HG12	1.86	0.58
1:MS:9:LEU:HB2	1:MS:20:THR:HG23	1.84	0.58
1:MY:101:LEU:HD22	1:MZ:94:LEU:HD22	1.86	0.58
1:NO:16:SER:HA	1:NO:35:VAL:HG12	1.86	0.58
1:AA:86:THR:HG22	1:AA:88:GLU:H	1.69	0.58
1:AM:86:THR:HG22	1:AM:88:GLU:H	1.69	0.58
1:AY:76:LYS:O	1:AZ:77:THR:HA	2.03	0.58
1:AH:38:LEU:HD22	1:BG:10:ARG:HH21	1.69	0.58
1:BH:52:MET:HG2	1:BH:78:GLU:HG3	1.86	0.58
1:BI:85:THR:O	1:BI:90:ARG:NH2	2.33	0.58
1:BQ:52:MET:HG2	1:BQ:78:GLU:HG3	1.86	0.58
1:BQ:101:LEU:HD22	1:BR:94:LEU:HD22	1.86	0.58
1:BU:16:SER:HA	1:BU:35:VAL:HG12	1.86	0.58
1:CD:16:SER:HA	1:CD:35:VAL:HG12	1.86	0.58

Continued on next page...

Continued from previous page...

Atom-1	Atom-2	Interatomic distance (Å)	Clash overlap (Å)
1:CG:16:SER:HA	1:CG:35:VAL:HG12	1.86	0.58
1:CJ:16:SER:HA	1:CJ:35:VAL:HG12	1.86	0.58
1:DG:99:SER:OG	1:DG:124:GLU:O	2.20	0.58
1:DM:52:MET:HG2	1:DM:78:GLU:HG3	1.86	0.58
1:DZ:16:SER:HA	1:DZ:35:VAL:HG12	1.86	0.58
1:DY:76:LYS:O	1:DZ:77:THR:HA	2.03	0.58
1:EK:9:LEU:HB2	1:EK:20:THR:HG23	1.84	0.58
1:EK:52:MET:HG2	1:EK:78:GLU:HG3	1.86	0.58
1:FC:101:LEU:HD22	1:FD:94:LEU:HD22	1.86	0.58
1:GM:86:THR:HG22	1:GM:88:GLU:H	1.69	0.58
1:GS:86:THR:HG22	1:GS:88:GLU:H	1.69	0.58
1:HB:101:LEU:HD22	1:HC:94:LEU:HD22	1.86	0.58
1:HE:76:LYS:O	1:HF:77:THR:HA	2.03	0.58
1:HK:101:LEU:HD22	1:HL:94:LEU:HD22	1.86	0.58
1:HW:76:LYS:O	1:HX:77:THR:HA	2.03	0.58
1:IF:101:LEU:HD22	1:IG:94:LEU:HD22	1.86	0.58
1:JJ:52:MET:HG2	1:JJ:78:GLU:HG3	1.86	0.58
1:JQ:16:SER:HA	1:JQ:35:VAL:HG12	1.86	0.58
1:JT:16:SER:HA	1:JT:35:VAL:HG12	1.86	0.58
1:KK:76:LYS:O	1:KL:77:THR:HA	2.03	0.58
1:LL:76:LYS:O	1:LM:77:THR:HA	2.03	0.58
1:LM:16:SER:HA	1:LM:35:VAL:HG12	1.86	0.58
1:LP:16:SER:HA	1:LP:35:VAL:HG12	1.86	0.58
1:LU:76:LYS:O	1:LV:77:THR:HA	2.03	0.58
1:MM:86:THR:HG22	1:MM:88:GLU:H	1.69	0.58
1:MP:76:LYS:O	1:MQ:77:THR:HA	2.03	0.58
1:MS:86:THR:HG22	1:MS:88:GLU:H	1.69	0.58
1:NH:86:THR:HG22	1:NH:88:GLU:H	1.69	0.58
1:NN:86:THR:HG22	1:NN:88:GLU:H	1.69	0.58
1:AG:99:SER:OG	1:AG:124:GLU:O	2.20	0.58
1:AS:52:MET:HG2	1:AS:78:GLU:HG3	1.86	0.58
1:BN:86:THR:HG22	1:BN:88:GLU:H	1.69	0.58
1:CK:10:ARG:HH21	1:CP:38:LEU:HD22	1.69	0.58
1:CX:86:THR:HG22	1:CX:88:GLU:H	1.68	0.58
1:DA:101:LEU:HD22	1:DB:94:LEU:HD22	1.86	0.58
1:DE:16:SER:HA	1:DE:35:VAL:HG12	1.86	0.58
1:EF:16:SER:HA	1:EF:35:VAL:HG12	1.86	0.58
1:EX:16:SER:HA	1:EX:35:VAL:HG12	1.86	0.58
1:FR:76:LYS:O	1:FS:77:THR:HA	2.03	0.58
1:CH:80:SER:HB2	1:FT:74:VAL:HG22	1.86	0.58
1:GY:101:LEU:HD22	1:GZ:94:LEU:HD22	1.86	0.58

Continued on next page...

Continued from previous page...

Atom-1	Atom-2	Interatomic distance (Å)	Clash overlap (Å)
1:HG:57:LYS:NZ	1:KS:92:GLU:CD	2.57	0.58
1:HI:85:THR:O	1:HI:90:ARG:NH2	2.33	0.58
1:HT:86:THR:HG22	1:HT:88:GLU:H	1.69	0.58
1:HZ:52:MET:HG2	1:HZ:78:GLU:HG3	1.86	0.58
1:IF:52:MET:HG2	1:IF:78:GLU:HG3	1.86	0.58
1:II:101:LEU:HD22	1:IJ:94:LEU:HD22	1.86	0.58
1:JE:16:SER:HA	1:JE:35:VAL:HG12	1.86	0.58
1:JM:86:THR:HG22	1:JM:88:GLU:H	1.69	0.58
1:JP:52:MET:HG2	1:JP:78:GLU:HG3	1.86	0.58
1:KH:76:LYS:O	1:KI:77:THR:HA	2.03	0.58
1:MH:16:SER:HA	1:MH:35:VAL:HG12	1.86	0.58
1:LZ:26:VAL:HG21	1:MJ:113:TYR:O	2.04	0.58
1:MJ:86:THR:HG22	1:MJ:88:GLU:H	1.69	0.58
1:MJ:76:LYS:O	1:MK:77:THR:HA	2.03	0.58
1:MN:16:SER:HA	1:MN:35:VAL:HG12	1.86	0.58
1:JC:113:TYR:CG	1:MO:90:ARG:NH2	2.72	0.58
1:NN:76:LYS:O	1:NO:77:THR:HA	2.03	0.58
1:BE:101:LEU:HD22	1:BF:94:LEU:HD22	1.86	0.58
1:BZ:86:THR:HG22	1:BZ:88:GLU:H	1.69	0.58
1:CI:86:THR:HG22	1:CI:88:GLU:H	1.69	0.58
1:CU:101:LEU:HD22	1:CV:94:LEU:HD22	1.86	0.58
1:DB:16:SER:HA	1:DB:35:VAL:HG12	1.86	0.58
1:DJ:86:THR:HG22	1:DJ:88:GLU:H	1.69	0.58
1:DV:52:MET:HG2	1:DV:78:GLU:HG3	1.86	0.58
1:DY:52:MET:HG2	1:DY:78:GLU:HG3	1.86	0.58
1:EL:16:SER:HA	1:EL:35:VAL:HG12	1.86	0.58
1:ET:101:LEU:HD22	1:EU:94:LEU:HD22	1.86	0.58
1:EU:16:SER:HA	1:EU:35:VAL:HG12	1.86	0.58
1:FD:16:SER:HA	1:FD:35:VAL:HG12	1.86	0.58
1:FR:86:THR:HG22	1:FR:88:GLU:H	1.69	0.58
1:GE:16:SER:HA	1:GE:35:VAL:HG12	1.86	0.58
1:GG:86:THR:HG22	1:GG:88:GLU:H	1.69	0.58
1:GJ:86:THR:HG22	1:GJ:88:GLU:H	1.69	0.58
1:GS:101:LEU:HD22	1:GT:94:LEU:HD22	1.86	0.58
1:IF:76:LYS:O	1:IG:77:THR:HA	2.03	0.58
1:IR:101:LEU:HD22	1:IS:94:LEU:HD22	1.86	0.58
1:JA:101:LEU:HD22	1:JB:94:LEU:HD22	1.86	0.58
1:JH:16:SER:HA	1:JH:35:VAL:HG12	1.86	0.58
1:JM:52:MET:HG2	1:JM:78:GLU:HG3	1.85	0.58
1:JM:76:LYS:O	1:JN:77:THR:HA	2.03	0.58
1:JP:101:LEU:HD22	1:JQ:94:LEU:HD22	1.86	0.58

Continued on next page...

Continued from previous page...

Atom-1	Atom-2	Interatomic distance (Å)	Clash overlap (Å)
1:KE:76:LYS:O	1:KF:77:THR:HA	2.03	0.58
1:MJ:101:LEU:HD22	1:MK:94:LEU:HD22	1.86	0.58
1:MM:101:LEU:HD22	1:MN:94:LEU:HD22	1.86	0.58
1:MS:38:LEU:HB2	1:NR:10:ARG:NH1	2.18	0.58
1:KJ:4:ILE:CG1	1:NV:125:ASP:HB2	2.33	0.58
1:AA:76:LYS:O	1:AB:77:THR:HA	2.03	0.57
1:AB:16:SER:HA	1:AB:35:VAL:HG12	1.86	0.57
1:AH:16:SER:HA	1:AH:35:VAL:HG12	1.86	0.57
1:AJ:76:LYS:O	1:AK:77:THR:HA	2.03	0.57
1:AT:16:SER:HA	1:AT:35:VAL:HG12	1.86	0.57
1:BK:113:TYR:O	1:DX:26:VAL:HG21	2.04	0.57
1:BZ:101:LEU:HD22	1:CA:94:LEU:HD22	1.86	0.57
1:CR:38:LEU:HB2	1:DE:10:ARG:HH11	1.66	0.57
1:DJ:9:LEU:HB2	1:DJ:20:THR:HG23	1.83	0.57
1:DK:16:SER:HA	1:DK:35:VAL:HG12	1.86	0.57
1:DM:86:THR:HG22	1:DM:88:GLU:H	1.68	0.57
1:DV:101:LEU:HD22	1:DW:94:LEU:HD22	1.86	0.57
1:EB:101:LEU:HD22	1:EC:94:LEU:HD22	1.86	0.57
1:EE:52:MET:HG2	1:EE:78:GLU:HG3	1.86	0.57
1:FF:86:THR:HG22	1:FF:88:GLU:H	1.69	0.57
1:FL:52:MET:HG2	1:FL:78:GLU:HG3	1.86	0.57
1:FU:52:MET:HG2	1:FU:78:GLU:HG3	1.85	0.57
1:HB:86:THR:HG22	1:HB:88:GLU:H	1.69	0.57
1:HE:86:THR:HG22	1:HE:88:GLU:H	1.69	0.57
1:HI:16:SER:HA	1:HI:35:VAL:HG12	1.86	0.57
1:HK:86:THR:HG22	1:HK:88:GLU:H	1.69	0.57
1:HZ:9:LEU:HB2	1:HZ:20:THR:HG23	1.84	0.57
1:KH:101:LEU:HD22	1:KI:94:LEU:HD22	1.86	0.57
1:LF:113:TYR:O	1:LN:26:VAL:HG21	2.04	0.57
1:LI:76:LYS:O	1:LJ:77:THR:HA	2.03	0.57
1:LO:52:MET:HG2	1:LO:78:GLU:HG3	1.86	0.57
1:LR:101:LEU:HD22	1:LS:94:LEU:HD22	1.86	0.57
1:LR:76:LYS:O	1:LS:77:THR:HA	2.03	0.57
1:MP:86:THR:HG22	1:MP:88:GLU:H	1.69	0.57
1:JO:49:VAL:HG11	1:NA:112:ALA:O	2.04	0.57
1:NE:52:MET:HG2	1:NE:78:GLU:HG3	1.85	0.57
1:NT:101:LEU:HD22	1:NU:94:LEU:HD22	1.86	0.57
1:NT:86:THR:HG22	1:NT:88:GLU:H	1.69	0.57
1:AE:16:SER:HA	1:AE:35:VAL:HG12	1.86	0.57
1:AP:52:MET:HG2	1:AP:78:GLU:HG3	1.86	0.57
1:AY:86:THR:HG22	1:AY:88:GLU:H	1.69	0.57

Continued on next page...

Continued from previous page...

Atom-1	Atom-2	Interatomic distance (Å)	Clash overlap (Å)
1:BH:86:THR:HG22	1:BH:88:GLU:H	1.69	0.57
1:BW:76:LYS:O	1:BX:77:THR:HA	2.03	0.57
1:CC:86:THR:HG22	1:CC:88:GLU:H	1.69	0.57
1:CP:16:SER:HA	1:CP:35:VAL:HG12	1.86	0.57
1:CS:16:SER:HA	1:CS:35:VAL:HG12	1.86	0.57
1:CR:76:LYS:O	1:CS:77:THR:HA	2.03	0.57
1:CY:16:SER:HA	1:CY:35:VAL:HG12	1.86	0.57
1:CX:101:LEU:HD22	1:CY:94:LEU:HD22	1.86	0.57
1:DA:86:THR:HG22	1:DA:88:GLU:H	1.69	0.57
1:DP:86:THR:HG22	1:DP:88:GLU:H	1.69	0.57
1:EK:76:LYS:O	1:EL:77:THR:HA	2.03	0.57
1:FF:52:MET:HG2	1:FF:78:GLU:HG3	1.86	0.57
1:BV:112:ALA:O	1:FH:49:VAL:HG11	2.03	0.57
1:FU:86:THR:HG22	1:FU:88:GLU:H	1.69	0.57
1:GD:52:MET:HG2	1:GD:78:GLU:HG3	1.86	0.57
1:HG:10:ARG:NH1	1:NC:15:ASP:OD1	2.37	0.57
1:HK:76:LYS:O	1:HL:77:THR:HA	2.03	0.57
1:HN:52:MET:HG2	1:HN:78:GLU:HG3	1.86	0.57
1:ID:16:SER:HA	1:ID:35:VAL:HG12	1.86	0.57
1:IP:16:SER:HA	1:IP:35:VAL:HG12	1.86	0.57
1:JD:101:LEU:HD22	1:JE:94:LEU:HD22	1.86	0.57
1:JK:16:SER:HA	1:JK:35:VAL:HG12	1.86	0.57
1:JY:76:LYS:O	1:JZ:77:THR:HA	2.03	0.57
1:KI:16:SER:HA	1:KI:35:VAL:HG12	1.86	0.57
1:KK:101:LEU:HD22	1:KL:94:LEU:HD22	1.86	0.57
1:KU:16:SER:HA	1:KU:35:VAL:HG12	1.86	0.57
1:LG:16:SER:HA	1:LG:35:VAL:HG12	1.86	0.57
1:LI:101:LEU:HD22	1:LJ:94:LEU:HD22	1.86	0.57
1:LR:86:THR:HG22	1:LR:88:GLU:H	1.68	0.57
1:IT:53:ARG:NH1	1:MF:104:GLU:OE1	2.29	0.57
1:NQ:52:MET:HG2	1:NQ:78:GLU:HG3	1.86	0.57
1:AD:86:THR:HG22	1:AD:88:GLU:H	1.69	0.57
1:AG:52:MET:HG2	1:AG:78:GLU:HG3	1.86	0.57
1:AO:8:LYS:HB2	1:EA:119:ASP:O	2.04	0.57
1:AS:86:THR:HG22	1:AS:88:GLU:H	1.69	0.57
1:BC:16:SER:HA	1:BC:35:VAL:HG12	1.86	0.57
1:BK:52:MET:HG2	1:BK:78:GLU:HG3	1.86	0.57
1:BQ:76:LYS:O	1:BR:77:THR:HA	2.03	0.57
1:BT:101:LEU:HD22	1:BU:94:LEU:HD22	1.86	0.57
1:CI:101:LEU:HD22	1:CJ:94:LEU:HD22	1.86	0.57
1:CL:38:LEU:HB2	1:DH:10:ARG:NH1	2.19	0.57

Continued on next page...

Continued from previous page...

Atom-1	Atom-2	Interatomic distance (Å)	Clash overlap (Å)
1:DN:16:SER:HA	1:DN:35:VAL:HG12	1.86	0.57
1:EI:16:SER:HA	1:EI:35:VAL:HG12	1.86	0.57
1:EW:101:LEU:HD22	1:EX:94:LEU:HD22	1.86	0.57
1:FA:16:SER:HA	1:FA:35:VAL:HG12	1.86	0.57
1:FG:16:SER:HA	1:FG:35:VAL:HG12	1.86	0.57
1:FI:52:MET:HG2	1:FI:78:GLU:HG3	1.85	0.57
1:FI:86:THR:HG22	1:FI:88:GLU:H	1.69	0.57
1:FU:101:LEU:HD22	1:FV:94:LEU:HD22	1.86	0.57
1:GA:76:LYS:O	1:GB:77:THR:HA	2.03	0.57
1:CT:49:VAL:HG11	1:GF:112:ALA:O	2.04	0.57
1:GP:52:MET:HG2	1:GP:78:GLU:HG3	1.86	0.57
1:GP:86:THR:HG22	1:GP:88:GLU:H	1.69	0.57
1:GY:86:THR:HG22	1:GY:88:GLU:H	1.69	0.57
1:HB:52:MET:HG2	1:HB:78:GLU:HG3	1.86	0.57
1:HO:16:SER:HA	1:HO:35:VAL:HG12	1.86	0.57
1:HP:49:VAL:HG11	1:LB:112:ALA:O	2.03	0.57
1:HQ:86:THR:HG22	1:HQ:88:GLU:H	1.69	0.57
1:IJ:16:SER:HA	1:IJ:35:VAL:HG12	1.86	0.57
1:IL:76:LYS:O	1:IM:77:THR:HA	2.03	0.57
1:IL:52:MET:HG2	1:IL:78:GLU:HG3	1.86	0.57
1:KA:74:VAL:HG22	1:NM:80:SER:HB2	1.84	0.57
1:KC:16:SER:HA	1:KC:35:VAL:HG12	1.86	0.57
1:KL:16:SER:HA	1:KL:35:VAL:HG12	1.86	0.57
1:LA:16:SER:HA	1:LA:35:VAL:HG12	1.86	0.57
1:LF:76:LYS:O	1:LG:77:THR:HA	2.03	0.57
1:LF:101:LEU:HD22	1:LG:94:LEU:HD22	1.86	0.57
1:LI:86:THR:HG22	1:LI:88:GLU:H	1.69	0.57
1:LY:16:SER:HA	1:LY:35:VAL:HG12	1.86	0.57
1:MA:52:MET:HG2	1:MA:78:GLU:HG3	1.86	0.57
1:MD:101:LEU:HD22	1:ME:94:LEU:HD22	1.86	0.57
1:ME:16:SER:HA	1:ME:35:VAL:HG12	1.86	0.57
1:MV:52:MET:HG2	1:MV:78:GLU:HG3	1.86	0.57
1:MZ:16:SER:HA	1:MZ:35:VAL:HG12	1.86	0.57
1:NB:52:MET:HG2	1:NB:78:GLU:HG3	1.86	0.57
1:NH:52:MET:HG2	1:NH:78:GLU:HG3	1.86	0.57
1:NU:16:SER:HA	1:NU:35:VAL:HG12	1.86	0.57
1:AJ:101:LEU:HD22	1:AK:94:LEU:HD22	1.86	0.57
1:AK:16:SER:HA	1:AK:35:VAL:HG12	1.86	0.57
1:AM:101:LEU:HD22	1:AN:94:LEU:HD22	1.86	0.57
1:AP:76:LYS:O	1:AQ:77:THR:HA	2.03	0.57
1:AV:86:THR:HG22	1:AV:88:GLU:H	1.69	0.57

Continued on next page...

Continued from previous page...

Atom-1	Atom-2	Interatomic distance (Å)	Clash overlap (Å)
1:BF:16:SER:HA	1:BF:35:VAL:HG12	1.86	0.57
1:BH:76:LYS:O	1:BI:77:THR:HA	2.03	0.57
1:CA:16:SER:HA	1:CA:35:VAL:HG12	1.86	0.57
1:CB:92:GLU:OE2	1:FN:57:LYS:NZ	2.37	0.57
1:CL:52:MET:HG2	1:CL:78:GLU:HG3	1.86	0.57
1:CM:16:SER:HA	1:CM:35:VAL:HG12	1.86	0.57
1:CR:101:LEU:HD22	1:CS:94:LEU:HD22	1.86	0.57
1:EH:86:THR:HG22	1:EH:88:GLU:H	1.69	0.57
1:CB:92:GLU:CD	1:FN:57:LYS:HZ1	2.08	0.57
1:FX:76:LYS:O	1:FY:77:THR:HA	2.03	0.57
1:GD:86:THR:HG22	1:GD:88:GLU:H	1.69	0.57
1:GG:101:LEU:HD22	1:GH:94:LEU:HD22	1.86	0.57
1:GZ:16:SER:HA	1:GZ:35:VAL:HG12	1.86	0.57
1:HM:112:ALA:O	1:KY:49:VAL:HG11	2.05	0.57
1:HT:76:LYS:O	1:HU:77:THR:HA	2.03	0.57
1:HW:52:MET:HG2	1:HW:78:GLU:HG3	1.86	0.57
1:IR:86:THR:HG22	1:IR:88:GLU:H	1.69	0.57
1:IY:28:LEU:HD21	1:IY:60:LEU:HG	1.87	0.57
1:KB:101:LEU:HD22	1:KC:94:LEU:HD22	1.86	0.57
1:LB:86:THR:OG1	1:LB:89:ASP:OD2	2.23	0.57
1:LC:52:MET:HG2	1:LC:78:GLU:HG3	1.86	0.57
1:LF:52:MET:HG2	1:LF:78:GLU:HG3	1.86	0.57
1:HQ:113:TYR:O	1:LK:26:VAL:HG21	2.05	0.57
1:LL:86:THR:HG22	1:LL:88:GLU:H	1.69	0.57
1:LX:101:LEU:HD22	1:LY:94:LEU:HD22	1.86	0.57
1:LZ:86:THR:OG1	1:LZ:89:ASP:OD2	2.23	0.57
1:MP:52:MET:HG2	1:MP:78:GLU:HG3	1.86	0.57
1:AD:38:LEU:HB2	1:GB:10:ARG:NH1	2.20	0.57
1:AD:76:LYS:O	1:AE:77:THR:HA	2.03	0.57
1:AQ:28:LEU:HD21	1:AQ:60:LEU:HG	1.87	0.57
1:BQ:86:THR:HG22	1:BQ:88:GLU:H	1.69	0.57
1:CH:86:THR:OG1	1:CH:89:ASP:OD2	2.23	0.57
1:CI:76:LYS:O	1:CJ:77:THR:HA	2.03	0.57
1:CK:86:THR:OG1	1:CK:89:ASP:OD2	2.23	0.57
1:CL:86:THR:HG22	1:CL:88:GLU:H	1.69	0.57
1:CR:15:ASP:OD1	1:DE:10:ARG:NH2	2.38	0.57
1:CS:28:LEU:HD21	1:CS:60:LEU:HG	1.87	0.57
1:CY:38:LEU:CD2	1:DL:10:ARG:HH21	2.16	0.57
1:DG:101:LEU:HD22	1:DH:94:LEU:HD22	1.86	0.57
1:DP:101:LEU:HD22	1:DQ:94:LEU:HD22	1.86	0.57
1:EZ:101:LEU:HD22	1:FA:94:LEU:HD22	1.86	0.57

Continued on next page...

Continued from previous page...

Atom-1	Atom-2	Interatomic distance (Å)	Clash overlap (Å)
1:EZ:76:LYS:O	1:FA:77:THR:HA	2.03	0.57
1:FG:28:LEU:HD21	1:FG:60:LEU:HG	1.87	0.57
1:CH:8:LYS:HB2	1:FT:119:ASP:O	2.04	0.57
1:FW:86:THR:OG1	1:FW:89:ASP:OD2	2.23	0.57
1:GB:28:LEU:HD21	1:GB:60:LEU:HG	1.87	0.57
1:GE:28:LEU:HD21	1:GE:60:LEU:HG	1.87	0.57
1:GF:86:THR:OG1	1:GF:89:ASP:OD2	2.23	0.57
1:GT:16:SER:HA	1:GT:35:VAL:HG12	1.86	0.57
1:HB:76:LYS:O	1:HC:77:THR:HA	2.03	0.57
1:HF:16:SER:HA	1:HF:35:VAL:HG12	1.86	0.57
1:IL:86:THR:HG22	1:IL:88:GLU:H	1.69	0.57
1:IM:28:LEU:HD21	1:IM:60:LEU:HG	1.87	0.57
1:IU:52:MET:HG2	1:IU:78:GLU:HG3	1.86	0.57
1:JD:86:THR:HG22	1:JD:88:GLU:H	1.69	0.57
1:JG:101:LEU:HD22	1:JH:94:LEU:HD22	1.86	0.57
1:JG:86:THR:HG22	1:JG:88:GLU:H	1.69	0.57
1:KC:28:LEU:HD21	1:KC:60:LEU:HG	1.87	0.57
1:KE:52:MET:HG2	1:KE:78:GLU:HG3	1.86	0.57
1:KF:16:SER:HA	1:KF:35:VAL:HG12	1.86	0.57
1:LA:28:LEU:HD21	1:LA:60:LEU:HG	1.87	0.57
1:LG:28:LEU:HD21	1:LG:60:LEU:HG	1.87	0.57
1:MO:86:THR:OG1	1:MO:89:ASP:OD2	2.23	0.57
1:JF:104:GLU:OE1	1:MR:53:ARG:NH1	2.32	0.57
1:JI:49:VAL:HG11	1:MU:112:ALA:O	2.04	0.57
1:MV:76:LYS:O	1:MW:77:THR:HA	2.03	0.57
1:NQ:86:THR:HG22	1:NQ:88:GLU:H	1.69	0.57
1:AR:49:VAL:HG11	1:ED:112:ALA:O	2.04	0.57
1:BL:28:LEU:HD21	1:BL:60:LEU:HG	1.87	0.57
1:BN:52:MET:HG2	1:BN:78:GLU:HG3	1.86	0.57
1:DB:28:LEU:HD21	1:DB:60:LEU:HG	1.87	0.57
1:DR:86:THR:OG1	1:DR:89:ASP:OD2	2.23	0.57
1:DS:86:THR:HG22	1:DS:88:GLU:H	1.69	0.57
1:EG:86:THR:OG1	1:EG:89:ASP:OD2	2.23	0.57
1:EW:86:THR:HG22	1:EW:88:GLU:H	1.69	0.57
1:EX:28:LEU:HD21	1:EX:60:LEU:HG	1.87	0.57
1:FJ:16:SER:HA	1:FJ:35:VAL:HG12	1.86	0.57
1:GA:101:LEU:HD22	1:GB:94:LEU:HD22	1.86	0.57
1:GB:16:SER:HA	1:GB:35:VAL:HG12	1.86	0.57
1:GD:101:LEU:HD22	1:GE:94:LEU:HD22	1.86	0.57
1:GS:52:MET:HG2	1:GS:78:GLU:HG3	1.86	0.57
1:GT:28:LEU:HD21	1:GT:60:LEU:HG	1.87	0.57

Continued on next page...

Continued from previous page...

Atom-1	Atom-2	Interatomic distance (Å)	Clash overlap (Å)
1:GX:86:THR:OG1	1:GX:89:ASP:OD2	2.23	0.57
1:HY:86:THR:OG1	1:HY:89:ASP:OD2	2.23	0.57
1:IA:28:LEU:HD21	1:IA:60:LEU:HG	1.87	0.57
1:II:52:MET:HG2	1:II:78:GLU:HG3	1.86	0.57
1:IO:86:THR:HG22	1:IO:88:GLU:H	1.69	0.57
1:IS:16:SER:HA	1:IS:35:VAL:HG12	1.86	0.57
1:IV:28:LEU:HD21	1:IV:60:LEU:HG	1.87	0.57
1:JH:28:LEU:HD21	1:JH:60:LEU:HG	1.87	0.57
1:JN:28:LEU:HD21	1:JN:60:LEU:HG	1.87	0.57
1:JS:52:MET:HG2	1:JS:78:GLU:HG3	1.86	0.57
1:MJ:52:MET:HG2	1:MJ:78:GLU:HG3	1.86	0.57
1:MW:16:SER:HA	1:MW:35:VAL:HG12	1.86	0.57
1:NP:86:THR:OG1	1:NP:89:ASP:OD2	2.23	0.57
1:AP:101:LEU:HD22	1:AQ:94:LEU:HD22	1.86	0.57
1:AS:101:LEU:HD22	1:AT:94:LEU:HD22	1.86	0.57
1:AT:28:LEU:HD21	1:AT:60:LEU:HG	1.87	0.57
1:AW:16:SER:HA	1:AW:35:VAL:HG12	1.86	0.57
1:BB:52:MET:HG2	1:BB:78:GLU:HG3	1.86	0.57
1:BX:16:SER:HA	1:BX:35:VAL:HG12	1.86	0.57
1:BY:86:THR:OG1	1:BY:89:ASP:OD2	2.23	0.57
1:CB:86:THR:OG1	1:CB:89:ASP:OD2	2.23	0.57
1:CU:52:MET:HG2	1:CU:78:GLU:HG3	1.85	0.57
1:DA:52:MET:HG2	1:DA:78:GLU:HG3	1.85	0.57
1:DK:28:LEU:HD21	1:DK:60:LEU:HG	1.87	0.57
1:DN:28:LEU:HD21	1:DN:60:LEU:HG	1.87	0.57
1:DW:16:SER:HA	1:DW:35:VAL:HG12	1.86	0.57
1:EJ:86:THR:OG1	1:EJ:89:ASP:OD2	2.23	0.57
1:EO:16:SER:HA	1:EO:35:VAL:HG12	1.86	0.57
1:EQ:86:THR:HG22	1:EQ:88:GLU:H	1.69	0.57
1:ET:52:MET:HG2	1:ET:78:GLU:HG3	1.86	0.57
1:FI:101:LEU:HD22	1:FJ:94:LEU:HD22	1.86	0.57
1:FM:16:SER:HA	1:FM:35:VAL:HG12	1.86	0.57
1:FP:16:SER:HA	1:FP:35:VAL:HG12	1.86	0.57
1:FX:52:MET:HG2	1:FX:78:GLU:HG3	1.86	0.57
1:FX:86:THR:HG22	1:FX:88:GLU:H	1.69	0.57
1:GM:101:LEU:HD22	1:GN:94:LEU:HD22	1.86	0.57
1:GO:86:THR:OG1	1:GO:89:ASP:OD2	2.23	0.57
1:GV:52:MET:HG2	1:GV:78:GLU:HG3	1.85	0.57
1:HC:16:SER:HA	1:HC:35:VAL:HG12	1.86	0.57
1:HX:28:LEU:HD21	1:HX:60:LEU:HG	1.87	0.57
1:IG:28:LEU:HD21	1:IG:60:LEU:HG	1.87	0.57

Continued on next page...

Continued from previous page...

Atom-1	Atom-2	Interatomic distance (Å)	Clash overlap (Å)
1:IX:52:MET:HG2	1:IX:78:GLU:HG3	1.86	0.57
1:JB:28:LEU:HD21	1:JB:60:LEU:HG	1.87	0.57
1:JN:16:SER:HA	1:JN:35:VAL:HG12	1.86	0.57
1:IB:119:ASP:O	1:LN:8:LYS:HB2	2.03	0.57
1:LO:101:LEU:HD22	1:LP:94:LEU:HD22	1.86	0.57
1:MD:86:THR:HG22	1:MD:88:GLU:H	1.69	0.57
1:HK:15:ASP:OD1	1:MQ:10:ARG:NH2	2.38	0.57
1:KU:10:ARG:NH2	1:NB:15:ASP:OD1	2.38	0.57
1:NL:16:SER:HA	1:NL:35:VAL:HG12	1.86	0.57
1:NN:52:MET:HG2	1:NN:78:GLU:HG3	1.85	0.57
1:AC:119:ASP:O	1:DO:8:LYS:HB2	2.05	0.57
1:AG:101:LEU:HD22	1:AH:94:LEU:HD22	1.86	0.57
1:AN:16:SER:HA	1:AN:35:VAL:HG12	1.86	0.57
1:BB:101:LEU:HD22	1:BC:94:LEU:HD22	1.86	0.57
1:BD:86:THR:OG1	1:BD:89:ASP:OD2	2.23	0.57
1:BO:16:SER:HA	1:BO:35:VAL:HG12	1.86	0.57
1:CR:86:THR:HG22	1:CR:88:GLU:H	1.69	0.57
1:CT:86:THR:OG1	1:CT:89:ASP:OD2	2.23	0.57
1:DF:86:THR:OG1	1:DF:89:ASP:OD2	2.23	0.57
1:DG:86:THR:HG22	1:DG:88:GLU:H	1.69	0.57
1:DJ:52:MET:HG2	1:DJ:78:GLU:HG3	1.86	0.57
1:EA:86:THR:OG1	1:EA:89:ASP:OD2	2.23	0.57
1:EC:28:LEU:HD21	1:EC:60:LEU:HG	1.87	0.57
1:EK:101:LEU:HD22	1:EL:94:LEU:HD22	1.86	0.57
1:EM:86:THR:OG1	1:EM:89:ASP:OD2	2.23	0.57
1:EZ:86:THR:HG22	1:EZ:88:GLU:H	1.69	0.57
1:FC:52:MET:HG2	1:FC:78:GLU:HG3	1.86	0.57
1:FD:28:LEU:HD21	1:FD:60:LEU:HG	1.87	0.57
1:CE:57:LYS:HZ3	1:FQ:92:GLU:CD	2.08	0.57
1:FS:28:LEU:HD21	1:FS:60:LEU:HG	1.87	0.57
1:FR:101:LEU:HD22	1:FS:94:LEU:HD22	1.86	0.57
1:GI:86:THR:OG1	1:GI:89:ASP:OD2	2.23	0.57
1:GJ:101:LEU:HD22	1:GK:94:LEU:HD22	1.86	0.57
1:GW:16:SER:HA	1:GW:35:VAL:HG12	1.86	0.57
1:GY:52:MET:HG2	1:GY:78:GLU:HG3	1.86	0.57
1:HM:86:THR:OG1	1:HM:89:ASP:OD2	2.23	0.57
1:HQ:76:LYS:O	1:HR:77:THR:HA	2.03	0.57
1:HV:86:THR:OG1	1:HV:89:ASP:OD2	2.23	0.57
1:IC:99:SER:OG	1:IC:124:GLU:O	2.20	0.57
1:ID:28:LEU:HD21	1:ID:60:LEU:HG	1.87	0.57
1:IO:101:LEU:HD22	1:IP:94:LEU:HD22	1.86	0.57

Continued on next page...

Continued from previous page...

Atom-1	Atom-2	Interatomic distance (Å)	Clash overlap (Å)
1:JF:86:THR:OG1	1:JF:89:ASP:OD2	2.23	0.57
1:JV:86:THR:HG22	1:JV:88:GLU:H	1.69	0.57
1:JZ:28:LEU:HD21	1:JZ:60:LEU:HG	1.87	0.57
1:KB:52:MET:HG2	1:KB:78:GLU:HG3	1.86	0.57
1:KL:28:LEU:HD21	1:KL:60:LEU:HG	1.87	0.57
1:KQ:52:MET:HG2	1:KQ:78:GLU:HG3	1.86	0.57
1:KV:86:THR:OG1	1:KV:89:ASP:OD2	2.23	0.57
1:KW:52:MET:HG2	1:KW:78:GLU:HG3	1.86	0.57
1:KW:86:THR:HG22	1:KW:88:GLU:H	1.69	0.57
1:HM:57:LYS:HZ3	1:KY:92:GLU:CD	2.07	0.57
1:LJ:28:LEU:HD21	1:LJ:60:LEU:HG	1.87	0.57
1:LN:86:THR:OG1	1:LN:89:ASP:OD2	2.23	0.57
1:MF:86:THR:OG1	1:MF:89:ASP:OD2	2.23	0.57
1:MG:52:MET:HG2	1:MG:78:GLU:HG3	1.86	0.57
1:MK:28:LEU:HD21	1:MK:60:LEU:HG	1.87	0.57
1:MT:16:SER:HA	1:MT:35:VAL:HG12	1.86	0.57
1:MT:28:LEU:HD21	1:MT:60:LEU:HG	1.87	0.57
1:NF:28:LEU:HD21	1:NF:60:LEU:HG	1.87	0.57
1:NR:16:SER:HA	1:NR:35:VAL:HG12	1.86	0.57
1:NU:28:LEU:HD21	1:NU:60:LEU:HG	1.87	0.57
1:AA:52:MET:HG2	1:AA:78:GLU:HG3	1.86	0.57
1:AD:101:LEU:HD22	1:AE:94:LEU:HD22	1.86	0.57
1:AV:101:LEU:HD22	1:AW:94:LEU:HD22	1.86	0.57
1:BB:86:THR:HG22	1:BB:88:GLU:H	1.69	0.57
1:CH:10:ARG:NH1	1:CM:15:ASP:OD1	2.37	0.57
1:CI:15:ASP:OD1	1:CP:10:ARG:NH2	2.37	0.57
1:CI:52:MET:HG2	1:CI:78:GLU:HG3	1.86	0.57
1:CP:28:LEU:HD21	1:CP:60:LEU:HG	1.87	0.57
1:CQ:86:THR:OG1	1:CQ:89:ASP:OD2	2.23	0.57
1:DX:86:THR:OG1	1:DX:89:ASP:OD2	2.23	0.57
1:EN:101:LEU:HD22	1:EO:94:LEU:HD22	1.86	0.57
1:FH:42:ARG:HB2	1:FH:45:ASN:HB3	1.87	0.57
1:FH:86:THR:OG1	1:FH:89:ASP:OD2	2.23	0.57
1:FT:42:ARG:HB2	1:FT:45:ASN:HB3	1.87	0.57
1:FY:28:LEU:HD21	1:FY:60:LEU:HG	1.87	0.57
1:GJ:52:MET:HG2	1:GJ:78:GLU:HG3	1.86	0.57
1:HA:86:THR:OG1	1:HA:89:ASP:OD2	2.23	0.57
1:HH:52:MET:HG2	1:HH:78:GLU:HG3	1.86	0.57
1:HJ:86:THR:OG1	1:HJ:89:ASP:OD2	2.23	0.57
1:HP:8:LYS:HB2	1:LB:119:ASP:O	2.04	0.57
1:HR:28:LEU:HD21	1:HR:60:LEU:HG	1.87	0.57

Continued on next page...

Continued from previous page...

Atom-1	Atom-2	Interatomic distance (Å)	Clash overlap (Å)
1:HS:86:THR:OG1	1:HS:89:ASP:OD2	2.23	0.57
1:HX:16:SER:HA	1:HX:35:VAL:HG12	1.86	0.57
1:IG:66:ALA:HB1	1:IM:66:ALA:CB	2.35	0.57
1:IU:101:LEU:HD22	1:IV:94:LEU:HD22	1.86	0.57
1:IV:16:SER:HA	1:IV:35:VAL:HG12	1.86	0.57
1:HH:113:TYR:O	1:IW:26:VAL:HG21	2.03	0.57
1:JR:86:THR:OG1	1:JR:89:ASP:OD2	2.23	0.57
1:JW:16:SER:HA	1:JW:35:VAL:HG12	1.86	0.57
1:KA:10:ARG:HH21	1:NI:38:LEU:HD22	1.69	0.57
1:KO:28:LEU:HD21	1:KO:60:LEU:HG	1.87	0.57
1:KQ:101:LEU:HD22	1:KR:94:LEU:HD22	1.86	0.57
1:KR:28:LEU:HD21	1:KR:60:LEU:HG	1.87	0.57
1:KQ:76:LYS:O	1:KR:77:THR:HA	2.03	0.57
1:KW:101:LEU:HD22	1:KX:94:LEU:HD22	1.86	0.57
1:KX:16:SER:HA	1:KX:35:VAL:HG12	1.86	0.57
1:HV:92:GLU:CD	1:LH:57:LYS:HZ3	2.08	0.57
1:LI:52:MET:HG2	1:LI:78:GLU:HG3	1.85	0.57
1:MC:86:THR:OG1	1:MC:89:ASP:OD2	2.23	0.57
1:MG:101:LEU:HD22	1:MH:94:LEU:HD22	1.86	0.57
1:MR:10:ARG:NH1	1:NO:15:ASP:OD1	2.38	0.57
1:NA:86:THR:OG1	1:NA:89:ASP:OD2	2.23	0.57
1:NE:86:THR:HG22	1:NE:88:GLU:H	1.69	0.57
1:AH:28:LEU:HD21	1:AH:60:LEU:HG	1.87	0.57
1:AI:8:LYS:HB2	1:DU:119:ASP:O	2.04	0.57
1:BN:101:LEU:HD22	1:BO:94:LEU:HD22	1.86	0.57
1:BP:42:ARG:HB2	1:BP:45:ASN:HB3	1.87	0.57
1:BZ:9:LEU:HG	1:BZ:10:ARG:HG3	1.87	0.57
1:CC:101:LEU:HD22	1:CD:94:LEU:HD22	1.86	0.57
1:CM:28:LEU:HD21	1:CM:60:LEU:HG	1.87	0.57
1:CR:52:MET:HG2	1:CR:78:GLU:HG3	1.86	0.57
1:CT:42:ARG:HB2	1:CT:45:ASN:HB3	1.87	0.57
1:DH:16:SER:HA	1:DH:35:VAL:HG12	1.86	0.57
1:EW:52:MET:HG2	1:EW:78:GLU:HG3	1.86	0.57
1:BP:90:ARG:NH2	1:FB:113:TYR:CD1	2.72	0.57
1:FF:101:LEU:HD22	1:FG:94:LEU:HD22	1.86	0.57
1:FY:16:SER:HA	1:FY:35:VAL:HG12	1.86	0.57
1:FX:101:LEU:HD22	1:FY:94:LEU:HD22	1.86	0.57
1:GK:16:SER:HA	1:GK:35:VAL:HG12	1.86	0.57
1:GM:76:LYS:O	1:GN:77:THR:HA	2.03	0.57
1:GQ:28:LEU:HD21	1:GQ:60:LEU:HG	1.87	0.57
1:HD:86:THR:OG1	1:HD:89:ASP:OD2	2.23	0.57

Continued on next page...

Continued from previous page...

Atom-1	Atom-2	Interatomic distance (Å)	Clash overlap (Å)
1:HF:28:LEU:HD21	1:HF:60:LEU:HG	1.87	0.57
1:HI:28:LEU:HD21	1:HI:60:LEU:HG	1.87	0.57
1:HQ:101:LEU:HD22	1:HR:94:LEU:HD22	1.86	0.57
1:HT:101:LEU:HD22	1:HU:94:LEU:HD22	1.86	0.57
1:HU:28:LEU:HD21	1:HU:60:LEU:HG	1.87	0.57
1:IA:16:SER:HA	1:IA:35:VAL:HG12	1.86	0.57
1:IN:86:THR:OG1	1:IN:89:ASP:OD2	2.23	0.57
1:IR:52:MET:HG2	1:IR:78:GLU:HG3	1.86	0.57
1:IW:42:ARG:HB2	1:IW:45:ASN:HB3	1.87	0.57
1:JQ:28:LEU:HD21	1:JQ:60:LEU:HG	1.87	0.57
1:JX:80:SER:HB2	1:NJ:74:VAL:HG22	1.86	0.57
1:KE:9:LEU:HG	1:KE:10:ARG:HG3	1.87	0.57
1:IV:10:ARG:NH2	1:KN:15:ASP:OD1	2.37	0.57
1:KR:16:SER:HA	1:KR:35:VAL:HG12	1.86	0.57
1:LQ:86:THR:OG1	1:LQ:89:ASP:OD2	2.23	0.57
1:LU:52:MET:HG2	1:LU:78:GLU:HG3	1.86	0.57
1:JI:53:ARG:NH1	1:MU:104:GLU:OE1	2.29	0.57
1:ND:42:ARG:HB2	1:ND:45:ASN:HB3	1.87	0.57
1:NJ:86:THR:OG1	1:NJ:89:ASP:OD2	2.23	0.57
1:NN:101:LEU:HD22	1:NO:94:LEU:HD22	1.86	0.57
1:AE:28:LEU:HD21	1:AE:60:LEU:HG	1.87	0.56
1:AJ:86:THR:HG22	1:AJ:88:GLU:H	1.69	0.56
1:BL:16:SER:HA	1:BL:35:VAL:HG12	1.86	0.56
1:BP:74:VAL:HG22	1:FB:80:SER:HB2	1.86	0.56
1:BR:16:SER:HA	1:BR:35:VAL:HG12	1.86	0.56
1:BT:86:THR:HG22	1:BT:88:GLU:H	1.69	0.56
1:DT:28:LEU:HD21	1:DT:60:LEU:HG	1.87	0.56
1:FS:16:SER:HA	1:FS:35:VAL:HG12	1.86	0.56
1:FV:28:LEU:HD21	1:FV:60:LEU:HG	1.87	0.56
1:GL:42:ARG:HB2	1:GL:45:ASN:HB3	1.87	0.56
1:HE:52:MET:HG2	1:HE:78:GLU:HG3	1.86	0.56
1:HN:9:LEU:HG	1:HN:10:ARG:HG3	1.87	0.56
1:IB:86:THR:OG1	1:IB:89:ASP:OD2	2.23	0.56
1:IJ:38:LEU:CD2	1:KV:10:ARG:HH21	2.17	0.56
1:IR:76:LYS:O	1:IS:77:THR:HA	2.03	0.56
1:IY:16:SER:HA	1:IY:35:VAL:HG12	1.86	0.56
1:JV:101:LEU:HD22	1:JW:94:LEU:HD22	1.86	0.56
1:KE:86:THR:HG22	1:KE:88:GLU:H	1.69	0.56
1:KK:86:THR:HG22	1:KK:88:GLU:H	1.69	0.56
1:HA:112:ALA:O	1:KM:49:VAL:HG11	2.05	0.56
1:KN:86:THR:HG22	1:KN:88:GLU:H	1.69	0.56

Continued on next page...

Continued from previous page...

Atom-1	Atom-2	Interatomic distance (Å)	Clash overlap (Å)
1:KZ:86:THR:HG22	1:KZ:88:GLU:H	1.69	0.56
1:LC:86:THR:HG22	1:LC:88:GLU:H	1.69	0.56
1:LW:86:THR:OG1	1:LW:89:ASP:OD2	2.23	0.56
1:NI:16:SER:HA	1:NI:35:VAL:HG12	1.86	0.56
1:NO:28:LEU:HD21	1:NO:60:LEU:HG	1.87	0.56
1:AP:9:LEU:HG	1:AP:10:ARG:HG3	1.88	0.56
1:AR:57:LYS:HZ3	1:ED:92:GLU:CD	2.08	0.56
1:AY:101:LEU:HD22	1:AZ:94:LEU:HD22	1.86	0.56
1:AY:9:LEU:HG	1:AY:10:ARG:HG3	1.88	0.56
1:BE:86:THR:HG22	1:BE:88:GLU:H	1.69	0.56
1:BH:101:LEU:HD22	1:BI:94:LEU:HD22	1.86	0.56
1:BU:28:LEU:HD21	1:BU:60:LEU:HG	1.87	0.56
1:BV:42:ARG:HB2	1:BV:45:ASN:HB3	1.87	0.56
1:BV:86:THR:OG1	1:BV:89:ASP:OD2	2.23	0.56
1:CB:57:LYS:NZ	1:FN:92:GLU:OE2	2.38	0.56
1:CN:42:ARG:HB2	1:CN:45:ASN:HB3	1.87	0.56
1:CV:16:SER:HA	1:CV:35:VAL:HG12	1.86	0.56
1:CW:86:THR:OG1	1:CW:89:ASP:OD2	2.23	0.56
1:CX:52:MET:HG2	1:CX:78:GLU:HG3	1.86	0.56
1:DI:42:ARG:HB2	1:DI:45:ASN:HB3	1.87	0.56
1:DL:42:ARG:HB2	1:DL:45:ASN:HB3	1.87	0.56
1:DM:9:LEU:HG	1:DM:10:ARG:HG3	1.88	0.56
1:AC:4:ILE:CG1	1:DO:125:ASP:HB2	2.35	0.56
1:DP:9:LEU:HG	1:DP:10:ARG:HG3	1.87	0.56
1:DT:16:SER:HA	1:DT:35:VAL:HG12	1.86	0.56
1:DY:9:LEU:HG	1:DY:10:ARG:HG3	1.87	0.56
1:EB:52:MET:HG2	1:EB:78:GLU:HG3	1.86	0.56
1:ED:42:ARG:HB2	1:ED:45:ASN:HB3	1.87	0.56
1:EN:52:MET:HG2	1:EN:78:GLU:HG3	1.85	0.56
1:EQ:101:LEU:HD22	1:ER:94:LEU:HD22	1.86	0.56
1:ER:16:SER:HA	1:ER:35:VAL:HG12	1.86	0.56
1:FC:9:LEU:HG	1:FC:10:ARG:HG3	1.87	0.56
1:FE:42:ARG:HB2	1:FE:45:ASN:HB3	1.87	0.56
1:FO:52:MET:HG2	1:FO:78:GLU:HG3	1.86	0.56
1:GC:42:ARG:HB2	1:GC:45:ASN:HB3	1.87	0.56
1:GM:52:MET:HG2	1:GM:78:GLU:HG3	1.85	0.56
1:HE:9:LEU:HG	1:HE:10:ARG:HG3	1.87	0.56
1:HT:52:MET:HG2	1:HT:78:GLU:HG3	1.86	0.56
1:IC:9:LEU:HG	1:IC:10:ARG:HG3	1.87	0.56
1:IC:52:MET:HG2	1:IC:78:GLU:HG3	1.86	0.56
1:IJ:28:LEU:HD21	1:IJ:60:LEU:HG	1.87	0.56

Continued on next page...

Continued from previous page...

Atom-1	Atom-2	Interatomic distance (Å)	Clash overlap (Å)
1:JE:28:LEU:HD21	1:JE:60:LEU:HG	1.87	0.56
1:JO:86:THR:OG1	1:JO:89:ASP:OD2	2.23	0.56
1:JS:9:LEU:HG	1:JS:10:ARG:HG3	1.87	0.56
1:JS:101:LEU:HD22	1:JT:94:LEU:HD22	1.86	0.56
1:KN:9:LEU:HG	1:KN:10:ARG:HG3	1.88	0.56
1:LC:113:TYR:O	1:LT:26:VAL:HG21	2.05	0.56
1:LK:42:ARG:HB2	1:LK:45:ASN:HB3	1.87	0.56
1:LS:28:LEU:HD21	1:LS:60:LEU:HG	1.87	0.56
1:LT:42:ARG:HB2	1:LT:45:ASN:HB3	1.87	0.56
1:MD:52:MET:HG2	1:MD:78:GLU:HG3	1.86	0.56
1:MJ:9:LEU:HG	1:MJ:10:ARG:HG3	1.87	0.56
1:MM:52:MET:HG2	1:MM:78:GLU:HG3	1.86	0.56
1:MY:9:LEU:HG	1:MY:10:ARG:HG3	1.88	0.56
1:NG:86:THR:OG1	1:NG:89:ASP:OD2	2.23	0.56
1:NK:9:LEU:HG	1:NK:10:ARG:HG3	1.87	0.56
1:NS:86:THR:OG1	1:NS:89:ASP:OD2	2.23	0.56
1:AF:10:ARG:HH21	1:GB:38:LEU:CD2	2.18	0.56
1:AI:42:ARG:HB2	1:AI:45:ASN:HB3	1.87	0.56
1:AL:42:ARG:HB2	1:AL:45:ASN:HB3	1.87	0.56
1:AR:86:THR:OG1	1:AR:89:ASP:OD2	2.23	0.56
1:AX:42:ARG:HB2	1:AX:45:ASN:HB3	1.87	0.56
1:BB:9:LEU:HG	1:BB:10:ARG:HG3	1.88	0.56
1:BG:42:ARG:HB2	1:BG:45:ASN:HB3	1.87	0.56
1:BK:9:LEU:HG	1:BK:10:ARG:HG3	1.88	0.56
1:BY:42:ARG:HB2	1:BY:45:ASN:HB3	1.87	0.56
1:CD:28:LEU:HD21	1:CD:60:LEU:HG	1.87	0.56
1:CF:9:LEU:HG	1:CF:10:ARG:HG3	1.88	0.56
1:DC:42:ARG:HB2	1:DC:45:ASN:HB3	1.87	0.56
1:DY:86:THR:HG22	1:DY:88:GLU:H	1.69	0.56
1:EE:9:LEU:HG	1:EE:10:ARG:HG3	1.87	0.56
1:EZ:52:MET:HG2	1:EZ:78:GLU:HG3	1.85	0.56
1:FB:42:ARG:HB2	1:FB:45:ASN:HB3	1.87	0.56
1:FW:42:ARG:HB2	1:FW:45:ASN:HB3	1.87	0.56
1:GR:42:ARG:HB2	1:GR:45:ASN:HB3	1.87	0.56
1:GZ:28:LEU:HD21	1:GZ:60:LEU:HG	1.87	0.56
1:IE:42:ARG:HB2	1:IE:45:ASN:HB3	1.87	0.56
1:IO:9:LEU:HG	1:IO:10:ARG:HG3	1.87	0.56
1:IU:86:THR:HG22	1:IU:88:GLU:H	1.69	0.56
1:JB:16:SER:HA	1:JB:35:VAL:HG12	1.86	0.56
1:JD:9:LEU:HG	1:JD:10:ARG:HG3	1.88	0.56
1:JF:42:ARG:HB2	1:JF:45:ASN:HB3	1.87	0.56

Continued on next page...

Continued from previous page...

Atom-1	Atom-2	Interatomic distance (Å)	Clash overlap (Å)
1:JI:42:ARG:HB2	1:JI:45:ASN:HB3	1.87	0.56
1:JT:28:LEU:HD21	1:JT:60:LEU:HG	1.87	0.56
1:KA:86:THR:OG1	1:KA:89:ASP:OD2	2.23	0.56
1:KH:86:THR:HG22	1:KH:88:GLU:H	1.69	0.56
1:KS:42:ARG:HB2	1:KS:45:ASN:HB3	1.87	0.56
1:HJ:92:GLU:CD	1:KV:57:LYS:HZ3	2.08	0.56
1:LM:28:LEU:HD21	1:LM:60:LEU:HG	1.87	0.56
1:LR:9:LEU:HG	1:LR:10:ARG:HG3	1.87	0.56
1:LU:9:LEU:HG	1:LU:10:ARG:HG3	1.87	0.56
1:LV:28:LEU:HD21	1:LV:60:LEU:HG	1.87	0.56
1:MB:28:LEU:HD21	1:MB:60:LEU:HG	1.87	0.56
1:MW:28:LEU:HD21	1:MW:60:LEU:HG	1.87	0.56
1:MV:101:LEU:HD22	1:MV:94:LEU:HD22	1.86	0.56
1:NE:9:LEU:HG	1:NE:10:ARG:HG3	1.87	0.56
1:AB:28:LEU:HD21	1:AB:60:LEU:HG	1.87	0.56
1:BS:86:THR:OG1	1:BS:89:ASP:OD2	2.23	0.56
1:BS:92:GLU:CD	1:FE:57:LYS:HZ1	2.07	0.56
1:BT:52:MET:HG2	1:BT:78:GLU:HG3	1.86	0.56
1:CF:101:LEU:HD22	1:CG:94:LEU:HD22	1.86	0.56
1:CG:28:LEU:HD21	1:CG:60:LEU:HG	1.87	0.56
1:CO:9:LEU:HG	1:CO:10:ARG:HG3	1.88	0.56
1:CR:9:LEU:HG	1:CR:10:ARG:HG3	1.88	0.56
1:CU:86:THR:HG22	1:CU:88:GLU:H	1.69	0.56
1:CZ:42:ARG:HB2	1:CZ:45:ASN:HB3	1.87	0.56
1:DA:9:LEU:HG	1:DA:10:ARG:HG3	1.88	0.56
1:DD:101:LEU:HD22	1:DE:94:LEU:HD22	1.86	0.56
1:DD:9:LEU:HG	1:DD:10:ARG:HG3	1.88	0.56
1:DJ:9:LEU:HG	1:DJ:10:ARG:HG3	1.87	0.56
1:DQ:16:SER:HA	1:DQ:35:VAL:HG12	1.86	0.56
1:DW:28:LEU:HD21	1:DW:60:LEU:HG	1.87	0.56
1:DY:101:LEU:HD22	1:DZ:94:LEU:HD22	1.86	0.56
1:EK:86:THR:HG22	1:EK:88:GLU:H	1.69	0.56
1:BY:112:ALA:O	1:FK:49:VAL:HG11	2.05	0.56
1:FL:101:LEU:HD22	1:FM:94:LEU:HD22	1.86	0.56
1:GW:28:LEU:HD21	1:GW:60:LEU:HG	1.87	0.56
1:HE:101:LEU:HD22	1:HF:94:LEU:HD22	1.86	0.56
1:HO:28:LEU:HD21	1:HO:60:LEU:HG	1.87	0.56
1:HQ:9:LEU:HG	1:HQ:10:ARG:HG3	1.87	0.56
1:IL:101:LEU:HD22	1:IM:94:LEU:HD22	1.86	0.56
1:IU:114:SER:HA	1:KP:26:VAL:CG2	2.36	0.56
1:IU:9:LEU:HG	1:IU:10:ARG:HG3	1.87	0.56

Continued on next page...

Continued from previous page...

Atom-1	Atom-2	Interatomic distance (Å)	Clash overlap (Å)
1:IZ:8:LYS:HB2	1:ML:119:ASP:O	2.04	0.56
1:JC:86:THR:OG1	1:JC:89:ASP:OD2	2.23	0.56
1:JU:86:THR:OG1	1:JU:89:ASP:OD2	2.23	0.56
1:KA:57:LYS:HZ3	1:NM:92:GLU:CD	2.07	0.56
1:KK:52:MET:HG2	1:KK:78:GLU:HG3	1.85	0.56
1:HA:92:GLU:OE2	1:KM:57:LYS:NZ	2.35	0.56
1:IU:114:SER:HA	1:KP:26:VAL:HG21	1.87	0.56
1:KP:42:ARG:HB2	1:KP:45:ASN:HB3	1.87	0.56
1:KQ:9:LEU:HG	1:KQ:10:ARG:HG3	1.87	0.56
1:KX:10:ARG:NH2	1:MV:15:ASP:OD1	2.39	0.56
1:LD:28:LEU:HD21	1:LD:60:LEU:HG	1.87	0.56
1:MA:101:LEU:HD22	1:MB:94:LEU:HD22	1.86	0.56
1:NA:42:ARG:HB2	1:NA:45:ASN:HB3	1.87	0.56
1:NE:101:LEU:HD22	1:NF:94:LEU:HD22	1.86	0.56
1:AF:86:THR:OG1	1:AF:89:ASP:OD2	2.23	0.56
1:AG:9:LEU:HG	1:AG:10:ARG:HG3	1.88	0.56
1:AZ:16:SER:HA	1:AZ:35:VAL:HG12	1.86	0.56
1:BM:86:THR:OG1	1:BM:89:ASP:OD2	2.23	0.56
1:CL:101:LEU:HD22	1:CM:94:LEU:HD22	1.86	0.56
1:CO:101:LEU:HD22	1:CP:94:LEU:HD22	1.86	0.56
1:CY:28:LEU:HD21	1:CY:60:LEU:HG	1.87	0.56
1:DO:42:ARG:HB2	1:DO:45:ASN:HB3	1.87	0.56
1:EE:101:LEU:HD22	1:EF:94:LEU:HD22	1.86	0.56
1:EW:9:LEU:HG	1:EW:10:ARG:HG3	1.88	0.56
1:EY:86:THR:OG1	1:EY:89:ASP:OD2	2.23	0.56
1:EZ:9:LEU:HG	1:EZ:10:ARG:HG3	1.87	0.56
1:FA:28:LEU:HD21	1:FA:60:LEU:HG	1.87	0.56
1:FK:86:THR:OG1	1:FK:89:ASP:OD2	2.23	0.56
1:FZ:86:THR:OG1	1:FZ:89:ASP:OD2	2.23	0.56
1:GK:28:LEU:HD21	1:GK:60:LEU:HG	1.87	0.56
1:GQ:16:SER:HA	1:GQ:35:VAL:HG12	1.86	0.56
1:HA:42:ARG:HB2	1:HA:45:ASN:HB3	1.87	0.56
1:HD:42:ARG:HB2	1:HD:45:ASN:HB3	1.87	0.56
1:IC:86:THR:HG22	1:IC:88:GLU:H	1.69	0.56
1:IH:42:ARG:HB2	1:IH:45:ASN:HB3	1.87	0.56
1:IM:16:SER:HA	1:IM:35:VAL:HG12	1.86	0.56
1:JM:101:LEU:HD22	1:JN:94:LEU:HD22	1.86	0.56
1:JO:42:ARG:HB2	1:JO:45:ASN:HB3	1.87	0.56
1:JW:28:LEU:HD21	1:JW:60:LEU:HG	1.87	0.56
1:JX:86:THR:OG1	1:JX:89:ASP:OD2	2.23	0.56
1:KB:9:LEU:HG	1:KB:10:ARG:HG3	1.87	0.56

Continued on next page...

Continued from previous page...

Atom-1	Atom-2	Interatomic distance (Å)	Clash overlap (Å)
1:LS:16:SER:HA	1:LS:35:VAL:HG12	1.86	0.56
1:LW:42:ARG:HB2	1:LW:45:ASN:HB3	1.87	0.56
1:MR:86:THR:OG1	1:MR:89:ASP:OD2	2.23	0.56
1:NH:9:LEU:HG	1:NH:10:ARG:HG3	1.87	0.56
1:NP:42:ARG:HB2	1:NP:45:ASN:HB3	1.87	0.56
1:NV:42:ARG:HB2	1:NV:45:ASN:HB3	1.87	0.56
1:AA:101:LEU:HD22	1:AB:94:LEU:HD22	1.86	0.56
1:AC:42:ARG:HB2	1:AC:45:ASN:HB3	1.87	0.56
1:AI:86:THR:OG1	1:AI:89:ASP:OD2	2.23	0.56
1:AJ:9:LEU:HG	1:AJ:10:ARG:HG3	1.88	0.56
1:AO:86:THR:OG1	1:AO:89:ASP:OD2	2.23	0.56
1:AS:9:LEU:HG	1:AS:10:ARG:HG3	1.87	0.56
1:CE:42:ARG:HB2	1:CE:45:ASN:HB3	1.87	0.56
1:CL:9:LEU:HG	1:CL:10:ARG:HG3	1.88	0.56
1:DG:9:LEU:HG	1:DG:10:ARG:HG3	1.87	0.56
1:DJ:101:LEU:HD22	1:DK:94:LEU:HD22	1.86	0.56
1:DU:86:THR:OG1	1:DU:89:ASP:OD2	2.23	0.56
1:EF:28:LEU:HD21	1:EF:60:LEU:HG	1.87	0.56
1:EK:9:LEU:HG	1:EK:10:ARG:HG3	1.87	0.56
1:FV:16:SER:HA	1:FV:35:VAL:HG12	1.86	0.56
1:GF:42:ARG:HB2	1:GF:45:ASN:HB3	1.87	0.56
1:GH:16:SER:HA	1:GH:35:VAL:HG12	1.86	0.56
1:GP:101:LEU:HD22	1:GQ:94:LEU:HD22	1.86	0.56
1:HB:9:LEU:HG	1:HB:10:ARG:HG3	1.87	0.56
1:HH:9:LEU:HG	1:HH:10:ARG:HG3	1.87	0.56
1:HT:9:LEU:HG	1:HT:10:ARG:HG3	1.87	0.56
1:HV:42:ARG:HB2	1:HV:45:ASN:HB3	1.87	0.56
1:HZ:101:LEU:HD22	1:IA:94:LEU:HD22	1.86	0.56
1:IF:86:THR:HG22	1:IF:88:GLU:H	1.69	0.56
1:IK:42:ARG:HB2	1:IK:45:ASN:HB3	1.87	0.56
1:JJ:9:LEU:HG	1:JJ:10:ARG:HG3	1.88	0.56
1:JL:86:THR:OG1	1:JL:89:ASP:OD2	2.23	0.56
1:KD:112:ALA:O	1:NP:49:VAL:HG11	2.06	0.56
1:KE:101:LEU:HD22	1:KF:94:LEU:HD22	1.86	0.56
1:KJ:42:ARG:HB2	1:KJ:45:ASN:HB3	1.87	0.56
1:KP:21:LEU:HB3	1:KP:22:PRO:HD2	1.88	0.56
1:KS:86:THR:OG1	1:KS:89:ASP:OD2	2.23	0.56
1:HY:53:ARG:NH1	1:LK:104:GLU:OE1	2.31	0.56
1:IK:57:LYS:HZ3	1:LW:92:GLU:CD	2.07	0.56
1:LZ:42:ARG:HB2	1:LZ:45:ASN:HB3	1.87	0.56
1:MD:9:LEU:HG	1:MD:10:ARG:HG3	1.87	0.56

Continued on next page...

Continued from previous page...

Atom-1	Atom-2	Interatomic distance (Å)	Clash overlap (Å)
1:MV:9:LEU:HG	1:MV:10:ARG:HG3	1.87	0.56
1:NB:101:LEU:HD22	1:NC:94:LEU:HD22	1.86	0.56
1:NM:42:ARG:HB2	1:NM:45:ASN:HB3	1.87	0.56
1:NS:21:LEU:HB3	1:NS:22:PRO:HD2	1.88	0.56
1:AC:10:ARG:NH1	1:FY:15:ASP:OD1	2.39	0.56
1:AR:42:ARG:HB2	1:AR:45:ASN:HB3	1.87	0.56
1:AV:9:LEU:HG	1:AV:10:ARG:HG3	1.88	0.56
1:AW:28:LEU:HD21	1:AW:60:LEU:HG	1.87	0.56
1:BE:9:LEU:HG	1:BE:10:ARG:HG3	1.87	0.56
1:BM:21:LEU:HB3	1:BM:22:PRO:HD2	1.88	0.56
1:BT:9:LEU:HG	1:BT:10:ARG:HG3	1.88	0.56
1:BV:49:VAL:HG11	1:FH:112:ALA:O	2.05	0.56
1:BW:101:LEU:HD22	1:BX:94:LEU:HD22	1.86	0.56
1:BW:52:MET:HG2	1:BW:78:GLU:HG3	1.86	0.56
1:CH:21:LEU:HB3	1:CH:22:PRO:HD2	1.88	0.56
1:CJ:28:LEU:HD21	1:CJ:60:LEU:HG	1.87	0.56
1:CV:28:LEU:HD21	1:CV:60:LEU:HG	1.87	0.56
1:CX:9:LEU:HG	1:CX:10:ARG:HG3	1.87	0.56
1:DE:28:LEU:HD21	1:DE:60:LEU:HG	1.87	0.56
1:DF:21:LEU:HB3	1:DF:22:PRO:HD2	1.88	0.56
1:DL:86:THR:OG1	1:DL:89:ASP:OD2	2.23	0.56
1:DU:42:ARG:HB2	1:DU:45:ASN:HB3	1.87	0.56
1:DX:42:ARG:HB2	1:DX:45:ASN:HB3	1.87	0.56
1:EG:21:LEU:HB3	1:EG:22:PRO:HD2	1.88	0.56
1:EM:42:ARG:HB2	1:EM:45:ASN:HB3	1.87	0.56
1:EO:28:LEU:HD21	1:EO:60:LEU:HG	1.87	0.56
1:ER:28:LEU:HD21	1:ER:60:LEU:HG	1.87	0.56
1:AY:15:ASP:OD1	1:EX:10:ARG:NH2	2.38	0.56
1:FK:42:ARG:HB2	1:FK:45:ASN:HB3	1.87	0.56
1:FO:101:LEU:HD22	1:FP:94:LEU:HD22	1.86	0.56
1:FT:86:THR:OG1	1:FT:89:ASP:OD2	2.23	0.56
1:GD:9:LEU:HG	1:GD:10:ARG:HG3	1.87	0.56
1:HH:101:LEU:HD22	1:HI:94:LEU:HD22	1.86	0.56
1:HU:16:SER:HA	1:HU:35:VAL:HG12	1.86	0.56
1:HW:101:LEU:HD22	1:HX:94:LEU:HD22	1.86	0.56
1:IK:86:THR:OG1	1:IK:89:ASP:OD2	2.23	0.56
1:IQ:86:THR:OG1	1:IQ:89:ASP:OD2	2.23	0.56
1:IS:28:LEU:HD21	1:IS:60:LEU:HG	1.87	0.56
1:IT:42:ARG:HB2	1:IT:45:ASN:HB3	1.87	0.56
1:IX:101:LEU:HD22	1:IY:94:LEU:HD22	1.86	0.56
1:JA:9:LEU:HG	1:JA:10:ARG:HG3	1.88	0.56

Continued on next page...

Continued from previous page...

Atom-1	Atom-2	Interatomic distance (Å)	Clash overlap (Å)
1:JI:86:THR:OG1	1:JI:89:ASP:OD2	2.23	0.56
1:JV:9:LEU:HG	1:JV:10:ARG:HG3	1.88	0.56
1:KD:42:ARG:HB2	1:KD:45:ASN:HB3	1.87	0.56
1:KH:9:LEU:HG	1:KH:10:ARG:HG3	1.88	0.56
1:KN:101:LEU:HD22	1:KO:94:LEU:HD22	1.86	0.56
1:LL:9:LEU:HG	1:LL:10:ARG:HG3	1.87	0.56
1:LU:101:LEU:HD22	1:LV:94:LEU:HD22	1.86	0.56
1:HW:38:LEU:HD22	1:LV:10:ARG:HH11	1.71	0.56
1:ML:86:THR:OG1	1:ML:89:ASP:OD2	2.23	0.56
1:MP:9:LEU:HG	1:MP:10:ARG:HG3	1.88	0.56
1:NH:101:LEU:HD22	1:NI:94:LEU:HD22	1.86	0.56
1:NK:101:LEU:HD22	1:NL:94:LEU:HD22	1.86	0.56
1:NP:21:LEU:HB3	1:NP:22:PRO:HD2	1.88	0.56
1:AF:42:ARG:HB2	1:AF:45:ASN:HB3	1.87	0.56
1:AR:92:GLU:OE2	1:ED:57:LYS:NZ	2.36	0.56
1:BA:21:LEU:HB3	1:BA:22:PRO:HD2	1.88	0.56
1:BI:16:SER:HA	1:BI:35:VAL:HG12	1.86	0.56
1:BJ:21:LEU:HB3	1:BJ:22:PRO:HD2	1.88	0.56
1:BK:101:LEU:HD22	1:BL:94:LEU:HD22	1.86	0.56
1:BR:28:LEU:HD21	1:BR:60:LEU:HG	1.87	0.56
1:BS:42:ARG:HB2	1:BS:45:ASN:HB3	1.87	0.56
1:DM:101:LEU:HD22	1:DN:94:LEU:HD22	1.86	0.56
1:EL:28:LEU:HD21	1:EL:60:LEU:HG	1.87	0.56
1:EP:86:THR:OG1	1:EP:89:ASP:OD2	2.23	0.56
1:FT:21:LEU:HB3	1:FT:22:PRO:HD2	1.88	0.56
1:FU:9:LEU:HG	1:FU:10:ARG:HG3	1.88	0.56
1:GC:86:THR:OG1	1:GC:89:ASP:OD2	2.23	0.56
1:GI:21:LEU:HB3	1:GI:22:PRO:HD2	1.88	0.56
1:GN:28:LEU:HD21	1:GN:60:LEU:HG	1.87	0.56
1:GV:101:LEU:HD22	1:GW:94:LEU:HD22	1.86	0.56
1:HG:86:THR:OG1	1:HG:89:ASP:OD2	2.23	0.56
1:HJ:112:ALA:O	1:KV:49:VAL:HG11	2.05	0.56
1:HS:21:LEU:HB3	1:HS:22:PRO:HD2	1.88	0.56
1:HV:21:LEU:HB3	1:HV:22:PRO:HD2	1.88	0.56
1:HW:9:LEU:HG	1:HW:10:ARG:HG3	1.87	0.56
1:IH:112:ALA:O	1:LT:49:VAL:HG11	2.05	0.56
1:JU:21:LEU:HB3	1:JU:22:PRO:HD2	1.88	0.56
1:KD:74:VAL:HG22	1:NP:80:SER:HB2	1.88	0.56
1:KZ:101:LEU:HD22	1:LA:94:LEU:HD22	1.86	0.56
1:LB:42:ARG:HB2	1:LB:45:ASN:HB3	1.87	0.56
1:LD:16:SER:HA	1:LD:35:VAL:HG12	1.86	0.56

Continued on next page...

Continued from previous page...

Atom-1	Atom-2	Interatomic distance (Å)	Clash overlap (Å)
1:LH:42:ARG:HB2	1:LH:45:ASN:HB3	1.87	0.56
1:LI:9:LEU:HG	1:LI:10:ARG:HG3	1.87	0.56
1:LJ:16:SER:HA	1:LJ:35:VAL:HG12	1.86	0.56
1:LL:101:LEU:HD22	1:LM:94:LEU:HD22	1.86	0.56
1:LQ:42:ARG:HB2	1:LQ:45:ASN:HB3	1.87	0.56
1:MO:42:ARG:HB2	1:MO:45:ASN:HB3	1.87	0.56
1:MQ:16:SER:HA	1:MQ:35:VAL:HG12	1.86	0.56
1:MQ:28:LEU:HD21	1:MQ:60:LEU:HG	1.87	0.56
1:MS:101:LEU:HD22	1:MT:94:LEU:HD22	1.86	0.56
1:NB:9:LEU:HG	1:NB:10:ARG:HG3	1.88	0.56
1:NS:42:ARG:HB2	1:NS:45:ASN:HB3	1.87	0.56
1:NT:9:LEU:HG	1:NT:10:ARG:HG3	1.88	0.56
1:AU:86:THR:OG1	1:AU:89:ASP:OD2	2.23	0.56
1:BC:28:LEU:HD21	1:BC:60:LEU:HG	1.87	0.56
1:BG:21:LEU:HB3	1:BG:22:PRO:HD2	1.88	0.56
1:DG:52:MET:HG2	1:DG:78:GLU:HG3	1.86	0.56
1:DO:86:THR:OG1	1:DO:89:ASP:OD2	2.23	0.56
1:EB:9:LEU:HG	1:EB:10:ARG:HG3	1.87	0.56
1:EH:101:LEU:HD22	1:EI:94:LEU:HD22	1.86	0.56
1:HM:42:ARG:HB2	1:HM:45:ASN:HB3	1.87	0.56
1:II:9:LEU:HG	1:II:10:ARG:HG3	1.87	0.56
1:IQ:74:VAL:HG22	1:MC:80:SER:HB2	1.87	0.56
1:JH:10:ARG:NH1	1:NE:38:LEU:HB2	2.20	0.56
1:JJ:101:LEU:HD22	1:JK:94:LEU:HD22	1.86	0.56
1:JL:10:ARG:HH21	1:KF:38:LEU:HD22	1.70	0.56
1:JZ:16:SER:HA	1:JZ:35:VAL:HG12	1.86	0.56
1:KA:42:ARG:HB2	1:KA:45:ASN:HB3	1.87	0.56
1:KF:28:LEU:HD21	1:KF:60:LEU:HG	1.87	0.56
1:KT:9:LEU:HG	1:KT:10:ARG:HG3	1.88	0.56
1:KV:21:LEU:HB3	1:KV:22:PRO:HD2	1.88	0.56
1:KW:9:LEU:HG	1:KW:10:ARG:HG3	1.87	0.56
1:LN:42:ARG:HB2	1:LN:45:ASN:HB3	1.87	0.56
1:LO:9:LEU:HG	1:LO:10:ARG:HG3	1.87	0.56
1:LP:28:LEU:HD21	1:LP:60:LEU:HG	1.87	0.56
1:LZ:21:LEU:HB3	1:LZ:22:PRO:HD2	1.88	0.56
1:MB:16:SER:HA	1:MB:35:VAL:HG12	1.86	0.56
1:MC:21:LEU:HB3	1:MC:22:PRO:HD2	1.88	0.56
1:ME:28:LEU:HD21	1:ME:60:LEU:HG	1.87	0.56
1:MS:9:LEU:HG	1:MS:10:ARG:HG3	1.87	0.56
1:MS:38:LEU:HD22	1:NR:10:ARG:HH11	1.70	0.56
1:AC:86:THR:OG1	1:AC:89:ASP:OD2	2.23	0.56

Continued on next page...

Continued from previous page...

Atom-1	Atom-2	Interatomic distance (Å)	Clash overlap (Å)
1:AI:21:LEU:HB3	1:AI:22:PRO:HD2	1.88	0.56
1:BA:42:ARG:HB2	1:BA:45:ASN:HB3	1.87	0.56
1:BJ:42:ARG:HB2	1:BJ:45:ASN:HB3	1.87	0.56
1:BQ:9:LEU:HG	1:BQ:10:ARG:HG3	1.87	0.56
1:CC:52:MET:HG2	1:CC:78:GLU:HG3	1.86	0.56
1:CE:86:THR:OG1	1:CE:89:ASP:OD2	2.23	0.56
1:CH:42:ARG:HB2	1:CH:45:ASN:HB3	1.87	0.56
1:DC:86:THR:OG1	1:DC:89:ASP:OD2	2.23	0.56
1:DS:9:LEU:HG	1:DS:10:ARG:HG3	1.88	0.56
1:DU:21:LEU:HB3	1:DU:22:PRO:HD2	1.88	0.56
1:EU:28:LEU:HD21	1:EU:60:LEU:HG	1.87	0.56
1:EY:42:ARG:HB2	1:EY:45:ASN:HB3	1.87	0.56
1:FB:21:LEU:HB3	1:FB:22:PRO:HD2	1.88	0.56
1:FE:21:LEU:HB3	1:FE:22:PRO:HD2	1.88	0.56
1:FE:86:THR:OG1	1:FE:89:ASP:OD2	2.23	0.56
1:FJ:28:LEU:HD21	1:FJ:60:LEU:HG	1.87	0.56
1:FK:21:LEU:HB3	1:FK:22:PRO:HD2	1.88	0.56
1:FN:21:LEU:HB3	1:FN:22:PRO:HD2	1.88	0.56
1:FQ:42:ARG:HB2	1:FQ:45:ASN:HB3	1.87	0.56
1:FW:21:LEU:HB3	1:FW:22:PRO:HD2	1.88	0.56
1:AG:15:ASP:OD1	1:GE:10:ARG:NH2	2.39	0.56
1:HG:21:LEU:HB3	1:HG:22:PRO:HD2	1.88	0.56
1:HK:52:MET:HG2	1:HK:78:GLU:HG3	1.86	0.56
1:HR:16:SER:HA	1:HR:35:VAL:HG12	1.86	0.56
1:IE:86:THR:OG1	1:IE:89:ASP:OD2	2.23	0.56
1:IH:21:LEU:HB3	1:IH:22:PRO:HD2	1.88	0.56
1:IN:42:ARG:HB2	1:IN:45:ASN:HB3	1.87	0.56
1:JF:21:LEU:HB3	1:JF:22:PRO:HD2	1.88	0.56
1:JU:42:ARG:HB2	1:JU:45:ASN:HB3	1.87	0.56
1:JX:42:ARG:HB2	1:JX:45:ASN:HB3	1.87	0.56
1:KJ:21:LEU:HB3	1:KJ:22:PRO:HD2	1.88	0.56
1:LE:42:ARG:HB2	1:LE:45:ASN:HB3	1.87	0.56
1:LJ:10:ARG:HH11	1:LO:38:LEU:HB2	1.71	0.56
1:LT:21:LEU:HB3	1:LT:22:PRO:HD2	1.88	0.56
1:MF:42:ARG:HB2	1:MF:45:ASN:HB3	1.87	0.56
1:ML:42:ARG:HB2	1:ML:45:ASN:HB3	1.87	0.56
1:MO:21:LEU:HB3	1:MO:22:PRO:HD2	1.88	0.56
1:NJ:21:LEU:HB3	1:NJ:22:PRO:HD2	1.88	0.56
1:NL:28:LEU:HD21	1:NL:60:LEU:HG	1.87	0.56
1:NV:86:THR:OG1	1:NV:89:ASP:OD2	2.23	0.56
1:AE:10:ARG:HE	1:BB:38:LEU:HD13	1.71	0.56

Continued on next page...

Continued from previous page...

Atom-1	Atom-2	Interatomic distance (Å)	Clash overlap (Å)
1:AL:21:LEU:HB3	1:AL:22:PRO:HD2	1.88	0.56
1:AO:42:ARG:HB2	1:AO:45:ASN:HB3	1.87	0.56
1:BO:28:LEU:HD21	1:BO:60:LEU:HG	1.87	0.56
1:DO:21:LEU:HB3	1:DO:22:PRO:HD2	1.88	0.56
1:EC:16:SER:HA	1:EC:35:VAL:HG12	1.86	0.56
1:EG:42:ARG:HB2	1:EG:45:ASN:HB3	1.87	0.56
1:EJ:42:ARG:HB2	1:EJ:45:ASN:HB3	1.87	0.56
1:EN:9:LEU:HG	1:EN:10:ARG:HG3	1.88	0.56
1:EP:21:LEU:HB3	1:EP:22:PRO:HD2	1.88	0.56
1:EV:42:ARG:HB2	1:EV:45:ASN:HB3	1.87	0.56
1:FF:9:LEU:HG	1:FF:10:ARG:HG3	1.87	0.56
1:GI:42:ARG:HB2	1:GI:45:ASN:HB3	1.87	0.56
1:GL:86:THR:OG1	1:GL:89:ASP:OD2	2.23	0.56
1:GR:21:LEU:HB3	1:GR:22:PRO:HD2	1.88	0.56
1:GU:42:ARG:HB2	1:GU:45:ASN:HB3	1.87	0.56
1:HA:21:LEU:HB3	1:HA:22:PRO:HD2	1.88	0.56
1:HB:99:SER:OG	1:HB:124:GLU:O	2.20	0.56
1:HD:28:LEU:HD21	1:HD:60:LEU:HG	1.88	0.56
1:IB:42:ARG:HB2	1:IB:45:ASN:HB3	1.87	0.56
1:IK:74:VAL:HG22	1:LW:80:SER:HB2	1.87	0.56
1:IZ:42:ARG:HB2	1:IZ:45:ASN:HB3	1.87	0.56
1:JD:38:LEU:HB2	1:JK:10:ARG:HH11	1.69	0.56
1:JK:28:LEU:HD21	1:JK:60:LEU:HG	1.87	0.56
1:KG:21:LEU:HB3	1:KG:22:PRO:HD2	1.88	0.56
1:KY:21:LEU:HB3	1:KY:22:PRO:HD2	1.88	0.56
1:LK:21:LEU:HB3	1:LK:22:PRO:HD2	1.88	0.56
1:LV:16:SER:HA	1:LV:35:VAL:HG12	1.86	0.56
1:LW:21:LEU:HB3	1:LW:22:PRO:HD2	1.88	0.56
1:LZ:28:LEU:HD21	1:LZ:60:LEU:HG	1.89	0.56
1:MG:9:LEU:HG	1:MG:10:ARG:HG3	1.87	0.56
1:JI:57:LYS:HZ3	1:MU:92:GLU:CD	2.08	0.56
1:ND:21:LEU:HB3	1:ND:22:PRO:HD2	1.88	0.56
1:NQ:101:LEU:HD22	1:NR:94:LEU:HD22	1.86	0.56
1:NV:21:LEU:HB3	1:NV:22:PRO:HD2	1.88	0.56
1:KJ:92:GLU:CD	1:NV:57:LYS:HZ3	2.09	0.56
1:AK:28:LEU:HD21	1:AK:60:LEU:HG	1.87	0.55
1:AR:21:LEU:HB3	1:AR:22:PRO:HD2	1.88	0.55
1:CC:9:LEU:HG	1:CC:10:ARG:HG3	1.87	0.55
1:CE:21:LEU:HB3	1:CE:22:PRO:HD2	1.88	0.55
1:DI:28:LEU:HD21	1:DI:60:LEU:HG	1.88	0.55
1:AF:92:GLU:OE2	1:DR:57:LYS:NZ	2.35	0.55

Continued on next page...

Continued from previous page...

Atom-1	Atom-2	Interatomic distance (Å)	Clash overlap (Å)
1:DU:28:LEU:HD21	1:DU:60:LEU:HG	1.89	0.55
1:ED:21:LEU:HB3	1:ED:22:PRO:HD2	1.88	0.55
1:EI:28:LEU:HD21	1:EI:60:LEU:HG	1.87	0.55
1:ES:42:ARG:HB2	1:ES:45:ASN:HB3	1.87	0.55
1:EV:21:LEU:HB3	1:EV:22:PRO:HD2	1.88	0.55
1:CB:4:ILE:HG12	1:FN:125:ASP:HB2	1.87	0.55
1:FN:28:LEU:HD21	1:FN:60:LEU:HG	1.89	0.55
1:FN:42:ARG:HB2	1:FN:45:ASN:HB3	1.87	0.55
1:AO:10:ARG:HH21	1:FS:38:LEU:HD22	1.71	0.55
1:GC:21:LEU:HB3	1:GC:22:PRO:HD2	1.88	0.55
1:GF:28:LEU:HD21	1:GF:60:LEU:HG	1.88	0.55
1:DI:80:SER:HB2	1:GU:74:VAL:HG22	1.89	0.55
1:GY:9:LEU:HG	1:GY:10:ARG:HG3	1.88	0.55
1:HD:21:LEU:HB3	1:HD:22:PRO:HD2	1.88	0.55
1:HP:28:LEU:HD21	1:HP:60:LEU:HG	1.88	0.55
1:HP:86:THR:OG1	1:HP:89:ASP:OD2	2.23	0.55
1:HY:42:ARG:HB2	1:HY:45:ASN:HB3	1.87	0.55
1:IL:9:LEU:HG	1:IL:10:ARG:HG3	1.88	0.55
1:IQ:42:ARG:HB2	1:IQ:45:ASN:HB3	1.87	0.55
1:IZ:21:LEU:HB3	1:IZ:22:PRO:HD2	1.88	0.55
1:JY:101:LEU:HD22	1:JZ:94:LEU:HD22	1.86	0.55
1:LH:86:THR:OG1	1:LH:89:ASP:OD2	2.23	0.55
1:LQ:21:LEU:HB3	1:LQ:22:PRO:HD2	1.88	0.55
1:MN:28:LEU:HD21	1:MN:60:LEU:HG	1.87	0.55
1:MR:42:ARG:HB2	1:MR:45:ASN:HB3	1.87	0.55
1:MZ:28:LEU:HD21	1:MZ:60:LEU:HG	1.87	0.55
1:NM:21:LEU:HB3	1:NM:22:PRO:HD2	1.88	0.55
1:NP:28:LEU:HD21	1:NP:60:LEU:HG	1.88	0.55
1:AD:94:LEU:HD22	1:AE:101:LEU:HD22	1.89	0.55
1:AF:28:LEU:HD21	1:AF:60:LEU:HG	1.89	0.55
1:AZ:28:LEU:HD21	1:AZ:60:LEU:HG	1.87	0.55
1:BH:9:LEU:HG	1:BH:10:ARG:HG3	1.87	0.55
1:BJ:86:THR:OG1	1:BJ:89:ASP:OD2	2.23	0.55
1:BP:28:LEU:HD21	1:BP:60:LEU:HG	1.88	0.55
1:BS:28:LEU:HD21	1:BS:60:LEU:HG	1.89	0.55
1:CK:42:ARG:HB2	1:CK:45:ASN:HB3	1.87	0.55
1:CZ:86:THR:OG1	1:CZ:89:ASP:OD2	2.23	0.55
1:DA:94:LEU:HD22	1:DB:101:LEU:HD22	1.89	0.55
1:DH:28:LEU:HD21	1:DH:60:LEU:HG	1.87	0.55
1:DI:86:THR:OG1	1:DI:89:ASP:OD2	2.23	0.55
1:DR:42:ARG:HB2	1:DR:45:ASN:HB3	1.87	0.55

Continued on next page...

Continued from previous page...

Atom-1	Atom-2	Interatomic distance (Å)	Clash overlap (Å)
1:DX:21:LEU:HB3	1:DX:22:PRO:HD2	1.88	0.55
1:AX:119:ASP:O	1:EJ:8:LYS:HB2	2.05	0.55
1:EP:42:ARG:HB2	1:EP:45:ASN:HB3	1.87	0.55
1:ES:28:LEU:HD21	1:ES:60:LEU:HG	1.88	0.55
1:FL:94:LEU:HD22	1:FM:101:LEU:HD22	1.89	0.55
1:FM:28:LEU:HD21	1:FM:60:LEU:HG	1.87	0.55
1:FO:9:LEU:HG	1:FO:10:ARG:HG3	1.87	0.55
1:FQ:86:THR:OG1	1:FQ:89:ASP:OD2	2.23	0.55
1:FU:94:LEU:HD22	1:FV:101:LEU:HD22	1.89	0.55
1:GP:9:LEU:HG	1:GP:10:ARG:HG3	1.87	0.55
1:HM:28:LEU:HD21	1:HM:60:LEU:HG	1.88	0.55
1:HN:101:LEU:HD22	1:HO:94:LEU:HD22	1.86	0.55
1:IH:86:THR:OG1	1:IH:89:ASP:OD2	2.23	0.55
1:IQ:28:LEU:HD21	1:IQ:60:LEU:HG	1.89	0.55
1:JM:9:LEU:HG	1:JM:10:ARG:HG3	1.87	0.55
1:KG:42:ARG:HB2	1:KG:45:ASN:HB3	1.87	0.55
1:KI:28:LEU:HD21	1:KI:60:LEU:HG	1.87	0.55
1:KJ:28:LEU:HD21	1:KJ:60:LEU:HG	1.88	0.55
1:LE:21:LEU:HB3	1:LE:22:PRO:HD2	1.88	0.55
1:MF:21:LEU:HB3	1:MF:22:PRO:HD2	1.88	0.55
1:MX:21:LEU:HB3	1:MX:22:PRO:HD2	1.88	0.55
1:MX:42:ARG:HB2	1:MX:45:ASN:HB3	1.87	0.55
1:NG:28:LEU:HD21	1:NG:60:LEU:HG	1.89	0.55
1:NI:28:LEU:HD21	1:NI:60:LEU:HG	1.87	0.55
1:AA:94:LEU:HD22	1:AB:101:LEU:HD22	1.89	0.55
1:AM:9:LEU:HG	1:AM:10:ARG:HG3	1.87	0.55
1:AO:28:LEU:HD21	1:AO:60:LEU:HG	1.88	0.55
1:AV:38:LEU:HB2	1:FD:10:ARG:NH1	2.21	0.55
1:AX:28:LEU:HD21	1:AX:60:LEU:HG	1.88	0.55
1:BP:21:LEU:HB3	1:BP:22:PRO:HD2	1.88	0.55
1:BX:28:LEU:HD21	1:BX:60:LEU:HG	1.87	0.55
1:CI:94:LEU:HD22	1:CJ:101:LEU:HD22	1.89	0.55
1:CU:9:LEU:HG	1:CU:10:ARG:HG3	1.87	0.55
1:CU:94:LEU:HD22	1:CV:101:LEU:HD22	1.89	0.55
1:DV:9:LEU:HG	1:DV:10:ARG:HG3	1.88	0.55
1:EB:94:LEU:HD22	1:EC:101:LEU:HD22	1.89	0.55
1:EJ:21:LEU:HB3	1:EJ:22:PRO:HD2	1.88	0.55
1:FH:28:LEU:HD21	1:FH:60:LEU:HG	1.89	0.55
1:FI:9:LEU:HG	1:FI:10:ARG:HG3	1.88	0.55
1:FZ:42:ARG:HB2	1:FZ:45:ASN:HB3	1.87	0.55
1:GG:9:LEU:HG	1:GG:10:ARG:HG3	1.88	0.55

Continued on next page...

Continued from previous page...

Atom-1	Atom-2	Interatomic distance (Å)	Clash overlap (Å)
1:HL:28:LEU:HD21	1:HL:60:LEU:HG	1.87	0.55
1:HQ:94:LEU:HD22	1:HR:101:LEU:HD22	1.89	0.55
1:HT:94:LEU:HD22	1:HU:101:LEU:HD22	1.89	0.55
1:IC:101:LEU:HD22	1:ID:94:LEU:HD22	1.86	0.55
1:IH:28:LEU:HD21	1:IH:60:LEU:HG	1.89	0.55
1:IK:28:LEU:HD21	1:IK:60:LEU:HG	1.89	0.55
1:IL:94:LEU:HD22	1:IM:101:LEU:HD22	1.89	0.55
1:IP:28:LEU:HD21	1:IP:60:LEU:HG	1.87	0.55
1:JC:42:ARG:HB2	1:JC:45:ASN:HB3	1.87	0.55
1:JR:42:ARG:HB2	1:JR:45:ASN:HB3	1.87	0.55
1:KJ:59:ILE:HD12	1:NV:89:ASP:OD2	2.07	0.55
1:KP:28:LEU:HD21	1:KP:60:LEU:HG	1.89	0.55
1:KX:28:LEU:HD21	1:KX:60:LEU:HG	1.87	0.55
1:KY:42:ARG:HB2	1:KY:45:ASN:HB3	1.87	0.55
1:KY:28:LEU:HD21	1:KY:60:LEU:HG	1.89	0.55
1:LB:28:LEU:HD21	1:LB:60:LEU:HG	1.88	0.55
1:LF:94:LEU:HD22	1:LG:101:LEU:HD22	1.89	0.55
1:LO:94:LEU:HD22	1:LP:101:LEU:HD22	1.89	0.55
1:MD:94:LEU:HD22	1:ME:101:LEU:HD22	1.89	0.55
1:MX:86:THR:OG1	1:MX:89:ASP:OD2	2.23	0.55
1:ND:28:LEU:HD21	1:ND:60:LEU:HG	1.89	0.55
1:ND:86:THR:OG1	1:ND:89:ASP:OD2	2.23	0.55
1:NG:42:ARG:HB2	1:NG:45:ASN:HB3	1.87	0.55
1:AA:9:LEU:HG	1:AA:10:ARG:HG3	1.87	0.55
1:AN:28:LEU:HD21	1:AN:60:LEU:HG	1.87	0.55
1:AU:21:LEU:HB3	1:AU:22:PRO:HD2	1.88	0.55
1:AU:28:LEU:HD21	1:AU:60:LEU:HG	1.89	0.55
1:AU:42:ARG:HB2	1:AU:45:ASN:HB3	1.87	0.55
1:BF:28:LEU:HD21	1:BF:60:LEU:HG	1.87	0.55
1:BG:28:LEU:HD21	1:BG:60:LEU:HG	1.89	0.55
1:BM:28:LEU:HD21	1:BM:60:LEU:HG	1.89	0.55
1:BM:92:GLU:CD	1:EY:57:LYS:HZ3	2.10	0.55
1:CB:28:LEU:HD21	1:CB:60:LEU:HG	1.88	0.55
1:CB:42:ARG:HB2	1:CB:45:ASN:HB3	1.87	0.55
1:CI:9:LEU:HG	1:CI:10:ARG:HG3	1.87	0.55
1:CK:21:LEU:HB3	1:CK:22:PRO:HD2	1.88	0.55
1:CW:42:ARG:HB2	1:CW:45:ASN:HB3	1.87	0.55
1:CY:113:TYR:O	1:GH:26:VAL:HG21	2.06	0.55
1:DQ:28:LEU:HD21	1:DQ:60:LEU:HG	1.87	0.55
1:DT:15:ASP:OD1	1:GR:10:ARG:NH1	2.40	0.55
1:DZ:28:LEU:HD21	1:DZ:60:LEU:HG	1.87	0.55

Continued on next page...

Continued from previous page...

Atom-1	Atom-2	Interatomic distance (Å)	Clash overlap (Å)
1:EA:42:ARG:HB2	1:EA:45:ASN:HB3	1.87	0.55
1:EY:28:LEU:HD21	1:EY:60:LEU:HG	1.89	0.55
1:FC:94:LEU:HD22	1:FD:101:LEU:HD22	1.89	0.55
1:GJ:9:LEU:HG	1:GJ:10:ARG:HG3	1.87	0.55
1:GL:28:LEU:HD21	1:GL:60:LEU:HG	1.89	0.55
1:HC:28:LEU:HD21	1:HC:60:LEU:HG	1.87	0.55
1:HJ:21:LEU:HB3	1:HJ:22:PRO:HD2	1.88	0.55
1:IZ:28:LEU:HD21	1:IZ:60:LEU:HG	1.89	0.55
1:JD:94:LEU:HD22	1:JE:101:LEU:HD22	1.89	0.55
1:JF:10:ARG:HH21	1:JK:38:LEU:HD22	1.71	0.55
1:JR:28:LEU:HD21	1:JR:60:LEU:HG	1.89	0.55
1:KD:86:THR:OG1	1:KD:89:ASP:OD2	2.23	0.55
1:KJ:86:THR:OG1	1:KJ:89:ASP:OD2	2.23	0.55
1:LE:28:LEU:HD21	1:LE:60:LEU:HG	1.89	0.55
1:LN:21:LEU:HB3	1:LN:22:PRO:HD2	1.88	0.55
1:LY:28:LEU:HD21	1:LY:60:LEU:HG	1.87	0.55
1:MR:28:LEU:HD21	1:MR:60:LEU:HG	1.88	0.55
1:NN:9:LEU:HG	1:NN:10:ARG:HG3	1.87	0.55
1:AA:99:SER:OG	1:AA:124:GLU:O	2.20	0.55
1:AL:86:THR:OG1	1:AL:89:ASP:OD2	2.23	0.55
1:AM:94:LEU:HD22	1:AN:101:LEU:HD22	1.89	0.55
1:AY:113:TYR:O	1:EJ:26:VAL:HG21	2.07	0.55
1:BB:94:LEU:HD22	1:BC:101:LEU:HD22	1.89	0.55
1:BD:42:ARG:HB2	1:BD:45:ASN:HB3	1.87	0.55
1:BP:86:THR:OG1	1:BP:89:ASP:OD2	2.23	0.55
1:BY:21:LEU:HB3	1:BY:22:PRO:HD2	1.88	0.55
1:BZ:94:LEU:HD22	1:CA:101:LEU:HD22	1.89	0.55
1:CK:74:VAL:HG22	1:FW:80:SER:HB2	1.89	0.55
1:CQ:42:ARG:HB2	1:CQ:45:ASN:HB3	1.87	0.55
1:CZ:28:LEU:HD21	1:CZ:60:LEU:HG	1.89	0.55
1:DF:42:ARG:HB2	1:DF:45:ASN:HB3	1.87	0.55
1:DO:28:LEU:HD21	1:DO:60:LEU:HG	1.89	0.55
1:DR:21:LEU:HB3	1:DR:22:PRO:HD2	1.88	0.55
1:EJ:28:LEU:HD21	1:EJ:60:LEU:HG	1.89	0.55
1:FK:28:LEU:HD21	1:FK:60:LEU:HG	1.89	0.55
1:GL:21:LEU:HB3	1:GL:22:PRO:HD2	1.88	0.55
1:GU:86:THR:OG1	1:GU:89:ASP:OD2	2.23	0.55
1:GX:42:ARG:HB2	1:GX:45:ASN:HB3	1.87	0.55
1:HX:15:ASP:OD1	1:LH:10:ARG:NH1	2.39	0.55
1:HY:28:LEU:HD21	1:HY:60:LEU:HG	1.89	0.55
1:HZ:9:LEU:HG	1:HZ:10:ARG:HG3	1.87	0.55

Continued on next page...

Continued from previous page...

Atom-1	Atom-2	Interatomic distance (Å)	Clash overlap (Å)
1:IC:94:LEU:HD22	1:ID:101:LEU:HD22	1.89	0.55
1:IT:86:THR:OG1	1:IT:89:ASP:OD2	2.23	0.55
1:IZ:86:THR:OG1	1:IZ:89:ASP:OD2	2.23	0.55
1:JA:94:LEU:HD22	1:JB:101:LEU:HD22	1.89	0.55
1:JL:28:LEU:HD21	1:JL:60:LEU:HG	1.89	0.55
1:JO:21:LEU:HB3	1:JO:22:PRO:HD2	1.88	0.55
1:JU:28:LEU:HD21	1:JU:60:LEU:HG	1.88	0.55
1:JX:28:LEU:HD21	1:JX:60:LEU:HG	1.89	0.55
1:JY:9:LEU:HG	1:JY:10:ARG:HG3	1.87	0.55
1:KD:21:LEU:HB3	1:KD:22:PRO:HD2	1.88	0.55
1:KD:28:LEU:HD21	1:KD:60:LEU:HG	1.88	0.55
1:KG:86:THR:OG1	1:KG:89:ASP:OD2	2.23	0.55
1:KK:94:LEU:HD22	1:KL:101:LEU:HD22	1.89	0.55
1:KM:42:ARG:HB2	1:KM:45:ASN:HB3	1.87	0.55
1:KQ:94:LEU:HD22	1:KR:101:LEU:HD22	1.89	0.55
1:KW:94:LEU:HD22	1:KX:101:LEU:HD22	1.89	0.55
1:MG:94:LEU:HD22	1:MH:101:LEU:HD22	1.89	0.55
1:MI:42:ARG:HB2	1:MI:45:ASN:HB3	1.87	0.55
1:MU:42:ARG:HB2	1:MU:45:ASN:HB3	1.87	0.55
1:NC:28:LEU:HD21	1:NC:60:LEU:HG	1.87	0.55
1:KA:57:LYS:NZ	1:NM:92:GLU:OE2	2.33	0.55
1:NN:94:LEU:HD22	1:NO:101:LEU:HD22	1.89	0.55
1:BD:28:LEU:HD21	1:BD:60:LEU:HG	1.88	0.55
1:BM:42:ARG:HB2	1:BM:45:ASN:HB3	1.87	0.55
1:CA:28:LEU:HD21	1:CA:60:LEU:HG	1.87	0.55
1:CQ:21:LEU:HB3	1:CQ:22:PRO:HD2	1.88	0.55
1:CX:94:LEU:HD22	1:CY:101:LEU:HD22	1.89	0.55
1:DC:21:LEU:HB3	1:DC:22:PRO:HD2	1.88	0.55
1:DM:94:LEU:HD22	1:DN:101:LEU:HD22	1.89	0.55
1:DT:10:ARG:NH2	1:GP:15:ASP:OD1	2.40	0.55
1:EA:21:LEU:HB3	1:EA:22:PRO:HD2	1.88	0.55
1:EG:28:LEU:HD21	1:EG:60:LEU:HG	1.89	0.55
1:EN:94:LEU:HD22	1:EO:101:LEU:HD22	1.89	0.55
1:EP:28:LEU:HD21	1:EP:60:LEU:HG	1.89	0.55
1:BG:59:ILE:HD12	1:ES:89:ASP:OD2	2.07	0.55
1:FP:28:LEU:HD21	1:FP:60:LEU:HG	1.87	0.55
1:FR:9:LEU:HG	1:FR:10:ARG:HG3	1.87	0.55
1:FZ:28:LEU:HD21	1:FZ:60:LEU:HG	1.89	0.55
1:GA:94:LEU:HD22	1:GB:101:LEU:HD22	1.89	0.55
1:GC:28:LEU:HD21	1:GC:60:LEU:HG	1.89	0.55
1:GG:94:LEU:HD22	1:GH:101:LEU:HD22	1.89	0.55

Continued on next page...

Continued from previous page...

Atom-1	Atom-2	Interatomic distance (Å)	Clash overlap (Å)
1:GO:42:ARG:HB2	1:GO:45:ASN:HB3	1.87	0.55
1:GV:49:VAL:HG11	1:GW:112:ALA:O	2.07	0.55
1:HE:94:LEU:HD22	1:HF:101:LEU:HD22	1.89	0.55
1:HJ:28:LEU:HD21	1:HJ:60:LEU:HG	1.89	0.55
1:HP:42:ARG:HB2	1:HP:45:ASN:HB3	1.87	0.55
1:HU:10:ARG:NH1	1:LC:38:LEU:HB2	2.22	0.55
1:IX:94:LEU:HD22	1:IY:101:LEU:HD22	1.89	0.55
1:KH:94:LEU:HD22	1:KI:101:LEU:HD22	1.89	0.55
1:KJ:92:GLU:OE2	1:NV:57:LYS:NZ	2.39	0.55
1:IJ:10:ARG:HH11	1:KT:38:LEU:HB2	1.72	0.55
1:KV:42:ARG:HB2	1:KV:45:ASN:HB3	1.87	0.55
1:LL:94:LEU:HD22	1:LM:101:LEU:HD22	1.89	0.55
1:LT:86:THR:OG1	1:LT:89:ASP:OD2	2.23	0.55
1:MH:28:LEU:HD21	1:MH:60:LEU:HG	1.87	0.55
1:MO:28:LEU:HD21	1:MO:60:LEU:HG	1.88	0.55
1:MP:94:LEU:HD22	1:MQ:101:LEU:HD22	1.89	0.55
1:NJ:28:LEU:HD21	1:NJ:60:LEU:HG	1.88	0.55
1:NM:28:LEU:HD21	1:NM:60:LEU:HG	1.88	0.55
1:AO:21:LEU:HB3	1:AO:22:PRO:HD2	1.88	0.55
1:AX:21:LEU:HB3	1:AX:22:PRO:HD2	1.88	0.55
1:BI:28:LEU:HD21	1:BI:60:LEU:HG	1.87	0.55
1:BV:21:LEU:HB3	1:BV:22:PRO:HD2	1.88	0.55
1:CW:21:LEU:HB3	1:CW:22:PRO:HD2	1.88	0.55
1:DI:21:LEU:HB3	1:DI:22:PRO:HD2	1.88	0.55
1:DI:89:ASP:OD2	1:GU:59:ILE:HD12	2.05	0.55
1:DM:49:VAL:HG11	1:DN:112:ALA:O	2.07	0.55
1:DP:94:LEU:HD22	1:DQ:101:LEU:HD22	1.89	0.55
1:DV:94:LEU:HD22	1:DW:101:LEU:HD22	1.89	0.55
1:ED:86:THR:OG1	1:ED:89:ASP:OD2	2.23	0.55
1:EM:21:LEU:HB3	1:EM:22:PRO:HD2	1.88	0.55
1:ES:86:THR:OG1	1:ES:89:ASP:OD2	2.23	0.55
1:EY:21:LEU:HB3	1:EY:22:PRO:HD2	1.88	0.55
1:FL:49:VAL:HG11	1:FM:112:ALA:O	2.07	0.55
1:GH:28:LEU:HD21	1:GH:60:LEU:HG	1.87	0.55
1:GJ:94:LEU:HD22	1:GK:101:LEU:HD22	1.89	0.55
1:GM:94:LEU:HD22	1:GN:101:LEU:HD22	1.89	0.55
1:GM:49:VAL:HG11	1:GN:112:ALA:O	2.07	0.55
1:GR:86:THR:OG1	1:GR:89:ASP:OD2	2.23	0.55
1:GX:28:LEU:HD21	1:GX:60:LEU:HG	1.89	0.55
1:HS:42:ARG:HB2	1:HS:45:ASN:HB3	1.87	0.55
1:HZ:49:VAL:HG11	1:IA:112:ALA:O	2.07	0.55

Continued on next page...

Continued from previous page...

Atom-1	Atom-2	Interatomic distance (Å)	Clash overlap (Å)
1:IF:9:LEU:HG	1:IF:10:ARG:HG3	1.88	0.55
1:IR:94:LEU:HD22	1:IS:101:LEU:HD22	1.89	0.55
1:IW:28:LEU:HD21	1:IW:60:LEU:HG	1.89	0.55
1:IX:9:LEU:HG	1:IX:10:ARG:HG3	1.87	0.55
1:JL:42:ARG:HB2	1:JL:45:ASN:HB3	1.87	0.55
1:JP:49:VAL:HG11	1:JQ:112:ALA:O	2.07	0.55
1:JU:112:ALA:O	1:NG:49:VAL:HG11	2.07	0.55
1:JX:92:GLU:OE2	1:NJ:57:LYS:NZ	2.34	0.55
1:KK:9:LEU:HG	1:KK:10:ARG:HG3	1.88	0.55
1:KS:28:LEU:HD21	1:KS:60:LEU:HG	1.89	0.55
1:KU:28:LEU:HD21	1:KU:60:LEU:HG	1.87	0.55
1:KV:28:LEU:HD21	1:KV:60:LEU:HG	1.88	0.55
1:HJ:80:SER:HB2	1:KV:74:VAL:HG22	1.88	0.55
1:LC:9:LEU:HG	1:LC:10:ARG:HG3	1.87	0.55
1:LR:94:LEU:HD22	1:LS:101:LEU:HD22	1.89	0.55
1:MA:9:LEU:HG	1:MA:10:ARG:HG3	1.88	0.55
1:MU:21:LEU:HB3	1:MU:22:PRO:HD2	1.88	0.55
1:MU:86:THR:OG1	1:MU:89:ASP:OD2	2.23	0.55
1:JV:15:ASP:OD1	1:NF:10:ARG:NH2	2.40	0.55
1:NM:86:THR:OG1	1:NM:89:ASP:OD2	2.23	0.55
1:NS:28:LEU:HD21	1:NS:60:LEU:HG	1.88	0.55
1:KJ:74:VAL:HG22	1:NV:80:SER:HB2	1.89	0.55
1:AP:94:LEU:HD22	1:AQ:101:LEU:HD22	1.89	0.55
1:BA:112:ALA:O	1:EM:49:VAL:HG11	2.06	0.55
1:BH:49:VAL:HG11	1:BI:112:ALA:O	2.07	0.55
1:BJ:28:LEU:HD21	1:BJ:60:LEU:HG	1.89	0.55
1:BM:92:GLU:OE2	1:EY:57:LYS:NZ	2.39	0.55
1:BT:94:LEU:HD22	1:BU:101:LEU:HD22	1.89	0.55
1:CC:49:VAL:HG11	1:CD:112:ALA:O	2.07	0.55
1:CN:86:THR:OG1	1:CN:89:ASP:OD2	2.23	0.55
1:CT:21:LEU:HB3	1:CT:22:PRO:HD2	1.88	0.55
1:EH:9:LEU:HG	1:EH:10:ARG:HG3	1.87	0.55
1:EQ:49:VAL:HG11	1:ER:112:ALA:O	2.07	0.55
1:FB:28:LEU:HD21	1:FB:60:LEU:HG	1.89	0.55
1:FI:99:SER:OG	1:FI:124:GLU:O	2.20	0.55
1:FN:86:THR:OG1	1:FN:89:ASP:OD2	2.23	0.55
1:FT:28:LEU:HD21	1:FT:60:LEU:HG	1.88	0.55
1:GM:9:LEU:HG	1:GM:10:ARG:HG3	1.87	0.55
1:FS:66:ALA:HB3	1:GQ:66:ALA:HB1	1.88	0.55
1:GS:9:LEU:HG	1:GS:10:ARG:HG3	1.87	0.55
1:GS:94:LEU:HD22	1:GT:101:LEU:HD22	1.89	0.55

Continued on next page...

Continued from previous page...

Atom-1	Atom-2	Interatomic distance (Å)	Clash overlap (Å)
1:GU:28:LEU:HD21	1:GU:60:LEU:HG	1.89	0.55
1:GV:94:LEU:HD12	1:GW:109:GLN:HE21	1.72	0.55
1:HB:49:VAL:HG11	1:HC:112:ALA:O	2.07	0.55
1:HK:9:LEU:HG	1:HK:10:ARG:HG3	1.87	0.55
1:HW:94:LEU:HD12	1:HX:109:GLN:HE21	1.72	0.55
1:II:94:LEU:HD22	1:IJ:101:LEU:HD22	1.89	0.55
1:IU:94:LEU:HD22	1:IV:101:LEU:HD22	1.89	0.55
1:JP:9:LEU:HG	1:JP:10:ARG:HG3	1.88	0.55
1:JP:94:LEU:HD12	1:JQ:109:GLN:HE21	1.72	0.55
1:JW:10:ARG:NH2	1:KH:15:ASP:OD1	2.40	0.55
1:KN:49:VAL:HG11	1:KO:112:ALA:O	2.07	0.55
1:KW:49:VAL:HG11	1:KX:112:ALA:O	2.07	0.55
1:KY:86:THR:OG1	1:KY:89:ASP:OD2	2.23	0.55
1:KZ:9:LEU:HG	1:KZ:10:ARG:HG3	1.88	0.55
1:LC:49:VAL:HG11	1:LD:112:ALA:O	2.07	0.55
1:LF:49:VAL:HG11	1:LG:112:ALA:O	2.07	0.55
1:LO:94:LEU:HD12	1:LP:109:GLN:HE21	1.72	0.55
1:LR:49:VAL:HG11	1:LS:112:ALA:O	2.07	0.55
1:LX:9:LEU:HG	1:LX:10:ARG:HG3	1.87	0.55
1:LX:94:LEU:HD22	1:LY:101:LEU:HD22	1.89	0.55
1:MF:28:LEU:HD21	1:MF:60:LEU:HG	1.89	0.55
1:MI:28:LEU:HD21	1:MI:60:LEU:HG	1.88	0.55
1:MI:86:THR:OG1	1:MI:89:ASP:OD2	2.23	0.55
1:JU:92:GLU:CD	1:NG:57:LYS:HZ3	2.10	0.55
1:NQ:9:LEU:HG	1:NQ:10:ARG:HG3	1.88	0.55
1:AD:49:VAL:HG11	1:AE:112:ALA:O	2.07	0.55
1:AL:28:LEU:HD21	1:AL:60:LEU:HG	1.89	0.55
1:AN:10:ARG:NH1	1:BZ:38:LEU:HB2	2.21	0.55
1:AO:119:ASP:O	1:EA:8:LYS:HB2	2.07	0.55
1:AP:49:VAL:HG11	1:AQ:112:ALA:O	2.07	0.55
1:BG:86:THR:OG1	1:BG:89:ASP:OD2	2.23	0.55
1:BQ:94:LEU:HD22	1:BR:101:LEU:HD22	1.89	0.55
1:CN:21:LEU:HB3	1:CN:22:PRO:HD2	1.88	0.55
1:CQ:28:LEU:HD21	1:CQ:60:LEU:HG	1.88	0.55
1:CR:94:LEU:HD12	1:CS:109:GLN:HE21	1.72	0.55
1:DG:49:VAL:HG11	1:DH:112:ALA:O	2.07	0.55
1:DL:21:LEU:HB3	1:DL:22:PRO:HD2	1.88	0.55
1:DR:28:LEU:HD21	1:DR:60:LEU:HG	1.89	0.55
1:DY:94:LEU:HD22	1:DZ:101:LEU:HD22	1.89	0.55
1:DY:49:VAL:HG11	1:DZ:112:ALA:O	2.07	0.55
1:ED:28:LEU:HD21	1:ED:60:LEU:HG	1.88	0.55

Continued on next page...

Continued from previous page...

Atom-1	Atom-2	Interatomic distance (Å)	Clash overlap (Å)
1:EK:94:LEU:HD12	1:EL:109:GLN:HE21	1.72	0.55
1:ET:9:LEU:HG	1:ET:10:ARG:HG3	1.88	0.55
1:BJ:89:ASP:OD2	1:EV:59:ILE:HD12	2.06	0.55
1:FX:9:LEU:HG	1:FX:10:ARG:HG3	1.87	0.55
1:GG:94:LEU:HD12	1:GH:109:GLN:HE21	1.72	0.55
1:GG:49:VAL:HG11	1:GH:112:ALA:O	2.07	0.55
1:GP:94:LEU:HD12	1:GQ:109:GLN:HE21	1.72	0.55
1:HQ:49:VAL:HG11	1:HR:112:ALA:O	2.07	0.55
1:HZ:94:LEU:HD22	1:IA:101:LEU:HD22	1.89	0.55
1:HZ:94:LEU:HD12	1:IA:109:GLN:HE21	1.72	0.55
1:IC:49:VAL:HG11	1:ID:112:ALA:O	2.07	0.55
1:IE:21:LEU:HB3	1:IE:22:PRO:HD2	1.88	0.55
1:IF:94:LEU:HD12	1:IG:109:GLN:HE21	1.72	0.55
1:IR:49:VAL:HG11	1:IS:112:ALA:O	2.07	0.55
1:IR:9:LEU:HG	1:IR:10:ARG:HG3	1.88	0.55
1:IW:86:THR:OG1	1:IW:89:ASP:OD2	2.23	0.55
1:JG:94:LEU:HD22	1:JH:101:LEU:HD22	1.89	0.55
1:JG:49:VAL:HG11	1:JH:112:ALA:O	2.07	0.55
1:JI:28:LEU:HD21	1:JI:60:LEU:HG	1.89	0.55
1:JY:49:VAL:HG11	1:JZ:112:ALA:O	2.07	0.55
1:KA:21:LEU:HB3	1:KA:22:PRO:HD2	1.88	0.55
1:KM:28:LEU:HD21	1:KM:60:LEU:HG	1.89	0.55
1:KZ:94:LEU:HD12	1:LA:109:GLN:HE21	1.72	0.55
1:LB:21:LEU:HB3	1:LB:22:PRO:HD2	1.88	0.55
1:LE:86:THR:OG1	1:LE:89:ASP:OD2	2.23	0.55
1:LF:9:LEU:HG	1:LF:10:ARG:HG3	1.87	0.55
1:LI:94:LEU:HD22	1:LJ:101:LEU:HD22	1.89	0.55
1:LI:49:VAL:HG11	1:LJ:112:ALA:O	2.07	0.55
1:MC:42:ARG:HB2	1:MC:45:ASN:HB3	1.87	0.55
1:MD:94:LEU:HD12	1:ME:109:GLN:HE21	1.72	0.55
1:MG:49:VAL:HG11	1:MH:112:ALA:O	2.07	0.55
1:MI:21:LEU:HB3	1:MI:22:PRO:HD2	1.88	0.55
1:ML:21:LEU:HB3	1:ML:22:PRO:HD2	1.88	0.55
1:MM:94:LEU:HD22	1:MN:101:LEU:HD22	1.89	0.55
1:MR:21:LEU:HB3	1:MR:22:PRO:HD2	1.88	0.55
1:MU:28:LEU:HD21	1:MU:60:LEU:HG	1.89	0.55
1:MY:94:LEU:HD12	1:MZ:109:GLN:HE21	1.72	0.55
1:NE:49:VAL:HG11	1:NF:112:ALA:O	2.07	0.55
1:NR:28:LEU:HD21	1:NR:60:LEU:HG	1.87	0.55
1:BE:94:LEU:HD12	1:BF:109:GLN:HE21	1.72	0.55
1:CO:39:PRO:HB2	1:CO:47:GLY:HA3	1.89	0.55

Continued on next page...

Continued from previous page...

Atom-1	Atom-2	Interatomic distance (Å)	Clash overlap (Å)
1:CO:94:LEU:HD12	1:CP:109:GLN:HE21	1.72	0.55
1:CR:39:PRO:HB2	1:CR:47:GLY:HA3	1.89	0.55
1:CO:83:VAL:HG12	1:DK:27:THR:HG22	1.88	0.55
1:DP:49:VAL:HG11	1:DQ:112:ALA:O	2.07	0.55
1:DY:94:LEU:HD12	1:DZ:109:GLN:HE21	1.72	0.55
1:BA:49:VAL:HG11	1:EM:112:ALA:O	2.07	0.55
1:EQ:9:LEU:HG	1:EQ:10:ARG:HG3	1.87	0.55
1:ET:49:VAL:HG11	1:EU:112:ALA:O	2.07	0.55
1:FW:28:LEU:HD21	1:FW:60:LEU:HG	1.89	0.55
1:GA:9:LEU:HG	1:GA:10:ARG:HG3	1.88	0.55
1:GD:94:LEU:HD12	1:GE:109:GLN:HE21	1.72	0.55
1:GF:21:LEU:HB3	1:GF:22:PRO:HD2	1.88	0.55
1:GJ:39:PRO:HB2	1:GJ:47:GLY:HA3	1.90	0.55
1:CG:10:ARG:NH2	1:GM:15:ASP:OD1	2.41	0.55
1:GP:94:LEU:HD22	1:GQ:101:LEU:HD22	1.89	0.55
1:HD:80:SER:HB2	1:KP:74:VAL:HG22	1.88	0.55
1:HG:42:ARG:HB2	1:HG:45:ASN:HB3	1.87	0.55
1:HJ:42:ARG:HB2	1:HJ:45:ASN:HB3	1.87	0.55
1:HK:94:LEU:HD22	1:HL:101:LEU:HD22	1.89	0.55
1:HP:21:LEU:HB3	1:HP:22:PRO:HD2	1.88	0.55
1:IB:28:LEU:HD21	1:IB:60:LEU:HG	1.89	0.55
1:IT:21:LEU:HB3	1:IT:22:PRO:HD2	1.88	0.55
1:IU:39:PRO:HB2	1:IU:47:GLY:HA3	1.89	0.55
1:IU:49:VAL:HG11	1:IV:112:ALA:O	2.07	0.55
1:IW:21:LEU:HB3	1:IW:22:PRO:HD2	1.88	0.55
1:JA:94:LEU:HD12	1:JB:109:GLN:HE21	1.72	0.55
1:JC:21:LEU:HB3	1:JC:22:PRO:HD2	1.88	0.55
1:JM:39:PRO:HB2	1:JM:47:GLY:HA3	1.89	0.55
1:JO:28:LEU:HD21	1:JO:60:LEU:HG	1.89	0.55
1:JS:94:LEU:HD12	1:JT:109:GLN:HE21	1.72	0.55
1:JV:94:LEU:HD22	1:JW:101:LEU:HD22	1.89	0.55
1:LK:86:THR:OG1	1:LK:89:ASP:OD2	2.23	0.55
1:IB:80:SER:HB2	1:LN:74:VAL:HG22	1.89	0.55
1:MG:94:LEU:HD12	1:MH:109:GLN:HE21	1.72	0.55
1:MM:49:VAL:HG11	1:MN:112:ALA:O	2.07	0.55
1:MP:94:LEU:HD12	1:MQ:109:GLN:HE21	1.72	0.55
1:MV:94:LEU:HD22	1:MW:101:LEU:HD22	1.89	0.55
1:NQ:94:LEU:HD12	1:NR:109:GLN:HE21	1.72	0.55
1:NQ:49:VAL:HG11	1:NR:112:ALA:O	2.07	0.55
1:AM:49:VAL:HG11	1:AN:112:ALA:O	2.07	0.54
1:AP:39:PRO:HB2	1:AP:47:GLY:HA3	1.90	0.54

Continued on next page...

Continued from previous page...

Atom-1	Atom-2	Interatomic distance (Å)	Clash overlap (Å)
1:AV:39:PRO:HB2	1:AV:47:GLY:HA3	1.90	0.54
1:AB:10:ARG:NH1	1:BH:38:LEU:HB2	2.21	0.54
1:BN:39:PRO:HB2	1:BN:47:GLY:HA3	1.90	0.54
1:BT:39:PRO:HB2	1:BT:47:GLY:HA3	1.90	0.54
1:CF:94:LEU:HD12	1:CG:109:GLN:HE21	1.72	0.54
1:CF:49:VAL:HG11	1:CG:112:ALA:O	2.07	0.54
1:CU:94:LEU:HD12	1:CV:109:GLN:HE21	1.72	0.54
1:DD:94:LEU:HD12	1:DE:109:GLN:HE21	1.72	0.54
1:DP:94:LEU:HD12	1:DQ:109:GLN:HE21	1.72	0.54
1:DV:94:LEU:HD12	1:DW:109:GLN:HE21	1.72	0.54
1:DV:49:VAL:HG11	1:DW:112:ALA:O	2.07	0.54
1:EA:28:LEU:HD21	1:EA:60:LEU:HG	1.89	0.54
1:AR:92:GLU:CD	1:ED:57:LYS:HZ3	2.10	0.54
1:EH:94:LEU:HD12	1:EI:109:GLN:HE21	1.72	0.54
1:EK:94:LEU:HD22	1:EL:101:LEU:HD22	1.89	0.54
1:EN:49:VAL:HG11	1:EO:112:ALA:O	2.07	0.54
1:ET:94:LEU:HD12	1:EU:109:GLN:HE21	1.72	0.54
1:FB:86:THR:OG1	1:FB:89:ASP:OD2	2.23	0.54
1:FI:94:LEU:HD12	1:FJ:109:GLN:HE21	1.72	0.54
1:FI:94:LEU:HD22	1:FJ:101:LEU:HD22	1.89	0.54
1:FX:94:LEU:HD12	1:FY:109:GLN:HE21	1.72	0.54
1:GA:49:VAL:HG11	1:GB:112:ALA:O	2.07	0.54
1:HG:28:LEU:HD21	1:HG:60:LEU:HG	1.89	0.54
1:HI:10:ARG:NH2	1:IU:15:ASP:OD1	2.40	0.54
1:HN:94:LEU:HD12	1:HO:109:GLN:HE21	1.72	0.54
1:II:49:VAL:HG11	1:IJ:112:ALA:O	2.07	0.54
1:JG:9:LEU:HG	1:JG:10:ARG:HG3	1.87	0.54
1:JL:21:LEU:HB3	1:JL:22:PRO:HD2	1.88	0.54
1:JA:15:ASP:OD1	1:JQ:10:ARG:NH2	2.39	0.54
1:JS:99:SER:OG	1:JS:124:GLU:O	2.20	0.54
1:KH:49:VAL:HG11	1:KI:112:ALA:O	2.07	0.54
1:KK:94:LEU:HD12	1:KL:109:GLN:HE21	1.72	0.54
1:KM:21:LEU:HB3	1:KM:22:PRO:HD2	1.88	0.54
1:KT:39:PRO:HB2	1:KT:47:GLY:HA3	1.89	0.54
1:LX:94:LEU:HD12	1:LY:109:GLN:HE21	1.72	0.54
1:MJ:94:LEU:HD22	1:MK:101:LEU:HD22	1.89	0.54
1:MJ:49:VAL:HG11	1:MK:112:ALA:O	2.07	0.54
1:MM:9:LEU:HG	1:MM:10:ARG:HG3	1.88	0.54
1:JF:119:ASP:O	1:MR:8:LYS:HB2	2.07	0.54
1:MS:49:VAL:HG11	1:MT:112:ALA:O	2.07	0.54
1:MY:49:VAL:HG11	1:MZ:112:ALA:O	2.07	0.54

Continued on next page...

Continued from previous page...

Atom-1	Atom-2	Interatomic distance (Å)	Clash overlap (Å)
1:NG:21:LEU:HB3	1:NG:22:PRO:HD2	1.88	0.54
1:NT:94:LEU:HD22	1:NU:101:LEU:HD22	1.89	0.54
1:KJ:80:SER:HB2	1:NV:74:VAL:HG22	1.88	0.54
1:AC:28:LEU:HD21	1:AC:60:LEU:HG	1.89	0.54
1:AM:94:LEU:HD12	1:AN:109:GLN:HE21	1.72	0.54
1:AR:28:LEU:HD21	1:AR:60:LEU:HG	1.89	0.54
1:AR:8:LYS:HB2	1:ED:119:ASP:O	2.07	0.54
1:BE:94:LEU:HD22	1:BF:101:LEU:HD22	1.89	0.54
1:BN:94:LEU:HD12	1:BO:109:GLN:HE21	1.72	0.54
1:BN:9:LEU:HG	1:BN:10:ARG:HG3	1.88	0.54
1:BS:21:LEU:HB3	1:BS:22:PRO:HD2	1.88	0.54
1:CH:28:LEU:HD21	1:CH:60:LEU:HG	1.89	0.54
1:CO:94:LEU:HD22	1:CP:101:LEU:HD22	1.89	0.54
1:CR:94:LEU:HD22	1:CS:101:LEU:HD22	1.89	0.54
1:CU:49:VAL:HG11	1:CV:112:ALA:O	2.07	0.54
1:EB:94:LEU:HD12	1:EC:109:GLN:HE21	1.72	0.54
1:EB:49:VAL:HG11	1:EC:112:ALA:O	2.07	0.54
1:FH:21:LEU:HB3	1:FH:22:PRO:HD2	1.88	0.54
1:FL:9:LEU:HG	1:FL:10:ARG:HG3	1.87	0.54
1:FO:94:LEU:HD22	1:FP:101:LEU:HD22	1.89	0.54
1:FX:49:VAL:HG11	1:FY:112:ALA:O	2.07	0.54
1:GG:39:PRO:HB2	1:GG:47:GLY:HA3	1.90	0.54
1:GY:94:LEU:HD12	1:GZ:109:GLN:HE21	1.72	0.54
1:HD:129:THR:O	1:KP:106:LYS:NZ	2.40	0.54
1:HW:94:LEU:HD22	1:HX:101:LEU:HD22	1.89	0.54
1:IF:49:VAL:HG11	1:IG:112:ALA:O	2.07	0.54
1:IN:21:LEU:HB3	1:IN:22:PRO:HD2	1.88	0.54
1:JG:39:PRO:HB2	1:JG:47:GLY:HA3	1.90	0.54
1:JG:94:LEU:HD12	1:JH:109:GLN:HE21	1.72	0.54
1:JJ:39:PRO:HB2	1:JJ:47:GLY:HA3	1.89	0.54
1:JU:119:ASP:O	1:NG:8:LYS:HB2	2.07	0.54
1:JV:39:PRO:HB2	1:JV:47:GLY:HA3	1.90	0.54
1:JV:94:LEU:HD12	1:JW:109:GLN:HE21	1.72	0.54
1:KB:39:PRO:HB2	1:KB:47:GLY:HA3	1.90	0.54
1:KB:44:GLY:O	1:KC:69:ARG:NH2	2.41	0.54
1:KB:94:LEU:HD22	1:KC:101:LEU:HD22	1.89	0.54
1:KE:39:PRO:HB2	1:KE:47:GLY:HA3	1.89	0.54
1:HA:4:ILE:CG1	1:KM:125:ASP:HB2	2.38	0.54
1:KZ:49:VAL:HG11	1:LA:112:ALA:O	2.07	0.54
1:LF:94:LEU:HD12	1:LG:109:GLN:HE21	1.72	0.54
1:LI:39:PRO:HB2	1:LI:47:GLY:HA3	1.90	0.54

Continued on next page...

Continued from previous page...

Atom-1	Atom-2	Interatomic distance (Å)	Clash overlap (Å)
1:MP:39:PRO:HB2	1:MP:47:GLY:HA3	1.90	0.54
1:MP:49:VAL:HG11	1:MQ:112:ALA:O	2.07	0.54
1:MP:44:GLY:O	1:MQ:69:ARG:NH2	2.41	0.54
1:MS:39:PRO:HB2	1:MS:47:GLY:HA3	1.90	0.54
1:NA:21:LEU:HB3	1:NA:22:PRO:HD2	1.88	0.54
1:NK:94:LEU:HD22	1:NL:101:LEU:HD22	1.89	0.54
1:NT:39:PRO:HB2	1:NT:47:GLY:HA3	1.90	0.54
1:AA:44:GLY:O	1:AB:69:ARG:NH2	2.41	0.54
1:AC:57:LYS:NZ	1:DO:92:GLU:CD	2.58	0.54
1:AD:9:LEU:HG	1:AD:10:ARG:HG3	1.88	0.54
1:AI:28:LEU:HD21	1:AI:60:LEU:HG	1.89	0.54
1:AJ:94:LEU:HD22	1:AK:101:LEU:HD22	1.89	0.54
1:AM:44:GLY:O	1:AN:69:ARG:NH2	2.41	0.54
1:AP:44:GLY:O	1:AQ:69:ARG:NH2	2.41	0.54
1:AU:65:THR:HG22	1:AU:67:SER:H	1.73	0.54
1:AV:94:LEU:HD22	1:AW:101:LEU:HD22	1.89	0.54
1:BB:44:GLY:O	1:BC:69:ARG:NH2	2.41	0.54
1:BK:44:GLY:O	1:BL:69:ARG:NH2	2.41	0.54
1:BT:49:VAL:HG11	1:BU:112:ALA:O	2.07	0.54
1:BW:94:LEU:HD12	1:BX:109:GLN:HE21	1.72	0.54
1:BY:28:LEU:HD21	1:BY:60:LEU:HG	1.88	0.54
1:CE:28:LEU:HD21	1:CE:60:LEU:HG	1.89	0.54
1:CF:39:PRO:HB2	1:CF:47:GLY:HA3	1.89	0.54
1:CL:39:PRO:HB2	1:CL:47:GLY:HA3	1.90	0.54
1:CR:49:VAL:HG11	1:CS:112:ALA:O	2.07	0.54
1:CR:44:GLY:O	1:CS:69:ARG:NH2	2.41	0.54
1:DA:94:LEU:HD12	1:DB:109:GLN:HE21	1.72	0.54
1:DD:44:GLY:O	1:DE:69:ARG:NH2	2.41	0.54
1:DD:49:VAL:HG11	1:DE:112:ALA:O	2.07	0.54
1:DJ:39:PRO:HB2	1:DJ:47:GLY:HA3	1.89	0.54
1:EB:39:PRO:HB2	1:EB:47:GLY:HA3	1.89	0.54
1:EK:49:VAL:HG11	1:EL:112:ALA:O	2.07	0.54
1:EN:44:GLY:O	1:EO:69:ARG:NH2	2.41	0.54
1:EN:94:LEU:HD12	1:EO:109:GLN:HE21	1.72	0.54
1:EQ:94:LEU:HD22	1:ER:101:LEU:HD22	1.89	0.54
1:ES:21:LEU:HB3	1:ES:22:PRO:HD2	1.88	0.54
1:FC:49:VAL:HG11	1:FD:112:ALA:O	2.07	0.54
1:FF:39:PRO:HB2	1:FF:47:GLY:HA3	1.90	0.54
1:FQ:21:LEU:HB3	1:FQ:22:PRO:HD2	1.88	0.54
1:FU:44:GLY:O	1:FV:69:ARG:NH2	2.41	0.54
1:AP:38:LEU:HB2	1:FV:10:ARG:HH11	1.72	0.54

Continued on next page...

Continued from previous page...

Atom-1	Atom-2	Interatomic distance (Å)	Clash overlap (Å)
1:CN:116:TYR:CE1	1:FX:9:LEU:HA	2.43	0.54
1:GA:44:GLY:O	1:GB:69:ARG:NH2	2.41	0.54
1:GD:49:VAL:HG11	1:GE:112:ALA:O	2.07	0.54
1:GS:44:GLY:O	1:GT:69:ARG:NH2	2.41	0.54
1:GY:39:PRO:HB2	1:GY:47:GLY:HA3	1.90	0.54
1:HE:94:LEU:HD12	1:HF:109:GLN:HE21	1.72	0.54
1:HN:49:VAL:HG11	1:HO:112:ALA:O	2.07	0.54
1:HS:28:LEU:HD21	1:HS:60:LEU:HG	1.89	0.54
1:HT:94:LEU:HD12	1:HU:109:GLN:HE21	1.72	0.54
1:IB:21:LEU:HB3	1:IB:22:PRO:HD2	1.88	0.54
1:IE:65:THR:HG22	1:IE:67:SER:H	1.73	0.54
1:IO:49:VAL:HG11	1:IP:112:ALA:O	2.07	0.54
1:IR:39:PRO:HB2	1:IR:47:GLY:HA3	1.90	0.54
1:IX:49:VAL:HG11	1:IY:112:ALA:O	2.07	0.54
1:JS:39:PRO:HB2	1:JS:47:GLY:HA3	1.90	0.54
1:KE:49:VAL:HG11	1:KF:112:ALA:O	2.07	0.54
1:KN:44:GLY:O	1:KO:69:ARG:NH2	2.41	0.54
1:KP:86:THR:OG1	1:KP:89:ASP:OD2	2.23	0.54
1:KQ:39:PRO:HB2	1:KQ:47:GLY:HA3	1.89	0.54
1:KR:38:LEU:HD22	1:NP:10:ARG:HH21	1.72	0.54
1:LI:94:LEU:HD12	1:LJ:109:GLN:HE21	1.72	0.54
1:LL:39:PRO:HB2	1:LL:47:GLY:HA3	1.89	0.54
1:LX:49:VAL:HG11	1:LY:112:ALA:O	2.07	0.54
1:MD:49:VAL:HG11	1:ME:112:ALA:O	2.07	0.54
1:MY:94:LEU:HD22	1:MZ:101:LEU:HD22	1.89	0.54
1:NE:44:GLY:O	1:NF:69:ARG:NH2	2.41	0.54
1:NH:94:LEU:HD12	1:NI:109:GLN:HE21	1.72	0.54
1:NJ:42:ARG:HB2	1:NJ:45:ASN:HB3	1.87	0.54
1:NV:28:LEU:HD21	1:NV:60:LEU:HG	1.88	0.54
1:AC:80:SER:HB2	1:DO:74:VAL:CG2	2.36	0.54
1:AF:80:SER:HB2	1:DR:74:VAL:HG22	1.90	0.54
1:AG:44:GLY:O	1:AH:69:ARG:NH2	2.41	0.54
1:AG:94:LEU:HD22	1:AH:101:LEU:HD22	1.89	0.54
1:AK:10:ARG:NH2	1:BW:15:ASP:OD1	2.41	0.54
1:AL:65:THR:HG22	1:AL:67:SER:H	1.73	0.54
1:AP:16:SER:HA	1:AP:35:VAL:HG12	1.90	0.54
1:AS:44:GLY:O	1:AT:69:ARG:NH2	2.41	0.54
1:BB:49:VAL:HG11	1:BC:112:ALA:O	2.07	0.54
1:BN:16:SER:HA	1:BN:35:VAL:HG12	1.90	0.54
1:BN:44:GLY:O	1:BO:69:ARG:NH2	2.41	0.54
1:BW:9:LEU:HG	1:BW:10:ARG:HG3	1.87	0.54

Continued on next page...

Continued from previous page...

Atom-1	Atom-2	Interatomic distance (Å)	Clash overlap (Å)
1:CI:38:LEU:HB2	1:CP:10:ARG:NH1	2.23	0.54
1:CK:65:THR:HG22	1:CK:67:SER:H	1.73	0.54
1:DC:28:LEU:HD21	1:DC:60:LEU:HG	1.89	0.54
1:DG:94:LEU:HD22	1:DH:101:LEU:HD22	1.89	0.54
1:DP:39:PRO:HB2	1:DP:47:GLY:HA3	1.89	0.54
1:DV:44:GLY:O	1:DW:69:ARG:NH2	2.41	0.54
1:EG:65:THR:HG22	1:EG:67:SER:H	1.73	0.54
1:ET:39:PRO:HB2	1:ET:47:GLY:HA3	1.90	0.54
1:FF:49:VAL:HG11	1:FG:112:ALA:O	2.07	0.54
1:FO:39:PRO:HB2	1:FO:47:GLY:HA3	1.90	0.54
1:FR:49:VAL:HG11	1:FS:112:ALA:O	2.07	0.54
1:FU:49:VAL:HG11	1:FV:112:ALA:O	2.07	0.54
1:FZ:21:LEU:HB3	1:FZ:22:PRO:HD2	1.88	0.54
1:GD:44:GLY:O	1:GE:69:ARG:NH2	2.41	0.54
1:GJ:16:SER:HA	1:GJ:35:VAL:HG12	1.90	0.54
1:GO:21:LEU:HB3	1:GO:22:PRO:HD2	1.88	0.54
1:GO:28:LEU:HD21	1:GO:60:LEU:HG	1.89	0.54
1:GS:94:LEU:HD12	1:GT:109:GLN:HE21	1.72	0.54
1:HA:28:LEU:HD21	1:HA:60:LEU:HG	1.89	0.54
1:HE:44:GLY:O	1:HF:69:ARG:NH2	2.41	0.54
1:HK:49:VAL:HG11	1:HL:112:ALA:O	2.07	0.54
1:HM:49:VAL:CG1	1:KY:112:ALA:O	2.52	0.54
1:HN:44:GLY:O	1:HO:69:ARG:NH2	2.41	0.54
1:HQ:44:GLY:O	1:HR:69:ARG:NH2	2.41	0.54
1:HV:65:THR:HG22	1:HV:67:SER:H	1.73	0.54
1:HW:16:SER:HA	1:HW:35:VAL:HG12	1.90	0.54
1:HW:49:VAL:HG11	1:HX:112:ALA:O	2.07	0.54
1:HZ:16:SER:HA	1:HZ:35:VAL:HG12	1.90	0.54
1:HZ:39:PRO:HB2	1:HZ:47:GLY:HA3	1.90	0.54
1:IH:65:THR:HG22	1:IH:67:SER:H	1.73	0.54
1:IT:65:THR:HG22	1:IT:67:SER:H	1.73	0.54
1:JG:44:GLY:O	1:JH:69:ARG:NH2	2.41	0.54
1:JP:94:LEU:HD22	1:JQ:101:LEU:HD22	1.89	0.54
1:JP:44:GLY:O	1:JQ:69:ARG:NH2	2.41	0.54
1:JR:21:LEU:HB3	1:JR:22:PRO:HD2	1.88	0.54
1:JY:39:PRO:HB2	1:JY:47:GLY:HA3	1.89	0.54
1:JY:94:LEU:HD12	1:JZ:109:GLN:HE21	1.72	0.54
1:KS:21:LEU:HB3	1:KS:22:PRO:HD2	1.88	0.54
1:KY:65:THR:HG22	1:KY:67:SER:H	1.73	0.54
1:LC:94:LEU:HD12	1:LD:109:GLN:HE21	1.72	0.54
1:LH:21:LEU:HB3	1:LH:22:PRO:HD2	1.88	0.54

Continued on next page...

Continued from previous page...

Atom-1	Atom-2	Interatomic distance (Å)	Clash overlap (Å)
1:LK:28:LEU:HD21	1:LK:60:LEU:HG	1.89	0.54
1:LO:39:PRO:HB2	1:LO:47:GLY:HA3	1.90	0.54
1:LQ:28:LEU:HD21	1:LQ:60:LEU:HG	1.89	0.54
1:LU:94:LEU:HD22	1:LV:101:LEU:HD22	1.89	0.54
1:LX:44:GLY:O	1:LY:69:ARG:NH2	2.41	0.54
1:MI:65:THR:HG22	1:MI:67:SER:H	1.73	0.54
1:MJ:94:LEU:HD12	1:MK:109:GLN:HE21	1.72	0.54
1:MJ:44:GLY:O	1:MK:69:ARG:NH2	2.41	0.54
1:ML:28:LEU:HD21	1:ML:60:LEU:HG	1.89	0.54
1:MV:94:LEU:HD12	1:MW:109:GLN:HE21	1.72	0.54
1:MX:28:LEU:HD21	1:MX:60:LEU:HG	1.88	0.54
1:NB:44:GLY:O	1:NC:69:ARG:NH2	2.41	0.54
1:NH:94:LEU:HD22	1:NI:101:LEU:HD22	1.89	0.54
1:NN:94:LEU:HD12	1:NO:109:GLN:HE21	1.72	0.54
1:KG:57:LYS:HZ3	1:NS:92:GLU:CD	2.10	0.54
1:AD:39:PRO:HB2	1:AD:47:GLY:HA3	1.90	0.54
1:AD:44:GLY:O	1:AE:69:ARG:NH2	2.41	0.54
1:AG:16:SER:HA	1:AG:35:VAL:HG12	1.90	0.54
1:AG:94:LEU:HD12	1:AH:109:GLN:HE21	1.72	0.54
1:AJ:44:GLY:O	1:AK:69:ARG:NH2	2.41	0.54
1:AJ:94:LEU:HD12	1:AK:109:GLN:HE21	1.72	0.54
1:BA:65:THR:HG22	1:BA:67:SER:H	1.73	0.54
1:BB:94:LEU:HD12	1:BC:109:GLN:HE21	1.72	0.54
1:BE:49:VAL:HG11	1:BF:112:ALA:O	2.07	0.54
1:BT:44:GLY:O	1:BU:69:ARG:NH2	2.41	0.54
1:BT:94:LEU:HD12	1:BU:109:GLN:HE21	1.72	0.54
1:CC:44:GLY:O	1:CD:69:ARG:NH2	2.41	0.54
1:CI:49:VAL:HG11	1:CJ:112:ALA:O	2.07	0.54
1:CI:44:GLY:O	1:CJ:69:ARG:NH2	2.41	0.54
1:CO:49:VAL:HG11	1:CP:112:ALA:O	2.07	0.54
1:CT:65:THR:HG22	1:CT:67:SER:H	1.73	0.54
1:CW:10:ARG:HH21	1:GN:38:LEU:CD2	2.19	0.54
1:CX:39:PRO:HB2	1:CX:47:GLY:HA3	1.90	0.54
1:DF:28:LEU:HD21	1:DF:60:LEU:HG	1.89	0.54
1:DJ:44:GLY:O	1:DK:69:ARG:NH2	2.41	0.54
1:EB:16:SER:HA	1:EB:35:VAL:HG12	1.90	0.54
1:EB:44:GLY:O	1:EC:69:ARG:NH2	2.41	0.54
1:EE:44:GLY:O	1:EF:69:ARG:NH2	2.41	0.54
1:EH:44:GLY:O	1:EI:69:ARG:NH2	2.41	0.54
1:EQ:16:SER:HA	1:EQ:35:VAL:HG12	1.90	0.54
1:EZ:39:PRO:HB2	1:EZ:47:GLY:HA3	1.89	0.54

Continued on next page...

Continued from previous page...

Atom-1	Atom-2	Interatomic distance (Å)	Clash overlap (Å)
1:FI:39:PRO:HB2	1:FI:47:GLY:HA3	1.90	0.54
1:FO:44:GLY:O	1:FP:69:ARG:NH2	2.41	0.54
1:FX:44:GLY:O	1:FY:69:ARG:NH2	2.41	0.54
1:GA:94:LEU:HD12	1:GB:109:GLN:HE21	1.72	0.54
1:GI:28:LEU:HD21	1:GI:60:LEU:HG	1.89	0.54
1:GM:94:LEU:HD12	1:GN:109:GLN:HE21	1.72	0.54
1:CU:38:LEU:HB2	1:GN:10:ARG:HH11	1.73	0.54
1:GP:16:SER:HA	1:GP:35:VAL:HG12	1.90	0.54
1:GP:49:VAL:HG11	1:GQ:112:ALA:O	2.07	0.54
1:GS:49:VAL:HG11	1:GT:112:ALA:O	2.07	0.54
1:GU:21:LEU:HB3	1:GU:22:PRO:HD2	1.88	0.54
1:GV:9:LEU:HG	1:GV:10:ARG:HG3	1.87	0.54
1:GX:21:LEU:HB3	1:GX:22:PRO:HD2	1.88	0.54
1:GX:65:THR:HG22	1:GX:67:SER:H	1.73	0.54
1:GY:94:LEU:HD22	1:GZ:101:LEU:HD22	1.89	0.54
1:HD:90:ARG:NH2	1:KP:113:TYR:CG	2.75	0.54
1:HH:44:GLY:O	1:HI:69:ARG:NH2	2.41	0.54
1:HH:94:LEU:HD22	1:HI:101:LEU:HD22	1.89	0.54
1:HN:113:TYR:O	1:IT:26:VAL:HG21	2.05	0.54
1:HP:10:ARG:NH1	1:MT:15:ASP:OD1	2.41	0.54
1:HW:44:GLY:O	1:HX:69:ARG:NH2	2.41	0.54
1:HY:21:LEU:HB3	1:HY:22:PRO:HD2	1.88	0.54
1:IB:65:THR:HG22	1:IB:67:SER:H	1.73	0.54
1:IE:28:LEU:HD21	1:IE:60:LEU:HG	1.89	0.54
1:IE:92:GLU:OE2	1:LQ:57:LYS:NZ	2.33	0.54
1:IF:44:GLY:O	1:IG:69:ARG:NH2	2.41	0.54
1:IO:94:LEU:HD22	1:IP:101:LEU:HD22	1.89	0.54
1:IT:104:GLU:OE1	1:MF:53:ARG:NH1	2.33	0.54
1:JD:44:GLY:O	1:JE:69:ARG:NH2	2.41	0.54
1:KA:28:LEU:HD21	1:KA:60:LEU:HG	1.89	0.54
1:KH:44:GLY:O	1:KI:69:ARG:NH2	2.41	0.54
1:LC:16:SER:HA	1:LC:35:VAL:HG12	1.90	0.54
1:LC:94:LEU:HD22	1:LD:101:LEU:HD22	1.89	0.54
1:LF:39:PRO:HB2	1:LF:47:GLY:HA3	1.90	0.54
1:LH:65:THR:HG22	1:LH:67:SER:H	1.73	0.54
1:LN:28:LEU:HD21	1:LN:60:LEU:HG	1.88	0.54
1:MS:94:LEU:HD12	1:MT:109:GLN:HE21	1.72	0.54
1:NE:16:SER:HA	1:NE:35:VAL:HG12	1.90	0.54
1:NP:65:THR:HG22	1:NP:67:SER:H	1.73	0.54
1:NQ:39:PRO:HB2	1:NQ:47:GLY:HA3	1.90	0.54
1:AI:65:THR:HG22	1:AI:67:SER:H	1.73	0.54

Continued on next page...

Continued from previous page...

Atom-1	Atom-2	Interatomic distance (Å)	Clash overlap (Å)
1:AJ:39:PRO:HB2	1:AJ:47:GLY:HA3	1.90	0.54
1:AS:39:PRO:HB2	1:AS:47:GLY:HA3	1.90	0.54
1:AY:44:GLY:O	1:AZ:69:ARG:NH2	2.41	0.54
1:BD:21:LEU:HB3	1:BD:22:PRO:HD2	1.88	0.54
1:BQ:44:GLY:O	1:BR:69:ARG:NH2	2.41	0.54
1:BQ:49:VAL:HG11	1:BR:112:ALA:O	2.07	0.54
1:BV:65:THR:HG22	1:BV:67:SER:H	1.73	0.54
1:BW:44:GLY:O	1:BX:69:ARG:NH2	2.41	0.54
1:BZ:44:GLY:O	1:CA:69:ARG:NH2	2.41	0.54
1:BZ:49:VAL:HG11	1:CA:112:ALA:O	2.07	0.54
1:CF:44:GLY:O	1:CG:69:ARG:NH2	2.41	0.54
1:CI:113:TYR:O	1:GI:26:VAL:HG21	2.08	0.54
1:CL:49:VAL:HG11	1:CM:112:ALA:O	2.07	0.54
1:CN:65:THR:HG22	1:CN:67:SER:H	1.73	0.54
1:CZ:21:LEU:HB3	1:CZ:22:PRO:HD2	1.88	0.54
1:DA:39:PRO:HB2	1:DA:47:GLY:HA3	1.89	0.54
1:DA:49:VAL:HG11	1:DB:112:ALA:O	2.07	0.54
1:DD:39:PRO:HB2	1:DD:47:GLY:HA3	1.90	0.54
1:DG:39:PRO:HB2	1:DG:47:GLY:HA3	1.89	0.54
1:DG:44:GLY:O	1:DH:69:ARG:NH2	2.41	0.54
1:DV:39:PRO:HB2	1:DV:47:GLY:HA3	1.90	0.54
1:DY:39:PRO:HB2	1:DY:47:GLY:HA3	1.90	0.54
1:EH:49:VAL:HG11	1:EI:112:ALA:O	2.07	0.54
1:EV:86:THR:OG1	1:EV:89:ASP:OD2	2.23	0.54
1:EZ:94:LEU:HD22	1:FA:101:LEU:HD22	1.89	0.54
1:FC:16:SER:HA	1:FC:35:VAL:HG12	1.90	0.54
1:FO:49:VAL:HG11	1:FP:112:ALA:O	2.07	0.54
1:FQ:65:THR:HG22	1:FQ:67:SER:H	1.73	0.54
1:FU:39:PRO:HB2	1:FU:47:GLY:HA3	1.90	0.54
1:GA:39:PRO:HB2	1:GA:47:GLY:HA3	1.90	0.54
1:GS:16:SER:HA	1:GS:35:VAL:HG12	1.90	0.54
1:GV:16:SER:HA	1:GV:35:VAL:HG12	1.90	0.54
1:HE:39:PRO:HB2	1:HE:47:GLY:HA3	1.90	0.54
1:HH:16:SER:HA	1:HH:35:VAL:HG12	1.90	0.54
1:HJ:74:VAL:HG22	1:KV:80:SER:HB2	1.90	0.54
1:HK:9:LEU:HA	1:KY:116:TYR:CE1	2.43	0.54
1:HM:21:LEU:HB3	1:HM:22:PRO:HD2	1.88	0.54
1:HV:28:LEU:HD21	1:HV:60:LEU:HG	1.89	0.54
1:IF:16:SER:HA	1:IF:35:VAL:HG12	1.90	0.54
1:IK:21:LEU:HB3	1:IK:22:PRO:HD2	1.88	0.54
1:IR:16:SER:HA	1:IR:35:VAL:HG12	1.90	0.54

Continued on next page...

Continued from previous page...

Atom-1	Atom-2	Interatomic distance (Å)	Clash overlap (Å)
1:IR:94:LEU:HD12	1:IS:109:GLN:HE21	1.72	0.54
1:HH:114:SER:HA	1:IW:26:VAL:HG21	1.89	0.54
1:JA:16:SER:HA	1:JA:35:VAL:HG12	1.90	0.54
1:JD:39:PRO:HB2	1:JD:47:GLY:HA3	1.90	0.54
1:JF:65:THR:HG22	1:JF:67:SER:H	1.73	0.54
1:JS:94:LEU:HD22	1:JT:101:LEU:HD22	1.89	0.54
1:JV:49:VAL:HG11	1:JW:112:ALA:O	2.07	0.54
1:KB:49:VAL:HG11	1:KC:112:ALA:O	2.07	0.54
1:HA:89:ASP:OD2	1:KM:59:ILE:HD12	2.08	0.54
1:KQ:94:LEU:HD12	1:KR:109:GLN:HE21	1.72	0.54
1:KV:65:THR:HG22	1:KV:67:SER:H	1.73	0.54
1:HJ:113:TYR:CG	1:KV:90:ARG:NH2	2.76	0.54
1:KW:44:GLY:O	1:KX:69:ARG:NH2	2.41	0.54
1:LF:44:GLY:O	1:LG:69:ARG:NH2	2.41	0.54
1:LH:28:LEU:HD21	1:LH:60:LEU:HG	1.88	0.54
1:LR:94:LEU:HD12	1:LS:109:GLN:HE21	1.72	0.54
1:MM:44:GLY:O	1:MN:69:ARG:NH2	2.41	0.54
1:MX:65:THR:HG22	1:MX:67:SER:H	1.73	0.54
1:NB:49:VAL:HG11	1:NC:112:ALA:O	2.07	0.54
1:NH:49:VAL:HG11	1:NI:112:ALA:O	2.07	0.54
1:NK:39:PRO:HB2	1:NK:47:GLY:HA3	1.90	0.54
1:NT:94:LEU:HD12	1:NU:109:GLN:HE21	1.72	0.54
1:AM:39:PRO:HB2	1:AM:47:GLY:HA3	1.89	0.54
1:AP:94:LEU:HD12	1:AQ:109:GLN:HE21	1.72	0.54
1:AV:16:SER:HA	1:AV:35:VAL:HG12	1.90	0.54
1:AV:94:LEU:HD12	1:AW:109:GLN:HE21	1.72	0.54
1:AY:39:PRO:HB2	1:AY:47:GLY:HA3	1.90	0.54
1:AE:10:ARG:CZ	1:BB:38:LEU:HB2	2.37	0.54
1:BH:44:GLY:O	1:BI:69:ARG:NH2	2.41	0.54
1:BQ:94:LEU:HD12	1:BR:109:GLN:HE21	1.72	0.54
1:BS:65:THR:HG22	1:BS:67:SER:H	1.73	0.54
1:BZ:94:LEU:HD12	1:CA:109:GLN:HE21	1.72	0.54
1:CB:65:THR:HG22	1:CB:67:SER:H	1.73	0.54
1:CC:94:LEU:HD22	1:CD:101:LEU:HD22	1.89	0.54
1:CI:94:LEU:HD12	1:CJ:109:GLN:HE21	1.72	0.54
1:DD:94:LEU:HD22	1:DE:101:LEU:HD22	1.89	0.54
1:DJ:16:SER:HA	1:DJ:35:VAL:HG12	1.90	0.54
1:AC:89:ASP:OD2	1:DO:59:ILE:HD12	2.08	0.54
1:DS:44:GLY:O	1:DT:69:ARG:NH2	2.41	0.54
1:DU:65:THR:HG22	1:DU:67:SER:H	1.73	0.54
1:DY:44:GLY:O	1:DZ:69:ARG:NH2	2.41	0.54

Continued on next page...

Continued from previous page...

Atom-1	Atom-2	Interatomic distance (Å)	Clash overlap (Å)
1:EH:94:LEU:HD22	1:EI:101:LEU:HD22	1.89	0.54
1:EQ:44:GLY:O	1:ER:69:ARG:NH2	2.41	0.54
1:ET:44:GLY:O	1:EU:69:ARG:NH2	2.41	0.54
1:EW:94:LEU:HD12	1:EX:109:GLN:HE21	1.72	0.54
1:EZ:49:VAL:HG11	1:FA:112:ALA:O	2.07	0.54
1:FF:94:LEU:HD22	1:FG:101:LEU:HD22	1.89	0.54
1:FI:16:SER:HA	1:FI:35:VAL:HG12	1.90	0.54
1:FI:49:VAL:HG11	1:FJ:112:ALA:O	2.07	0.54
1:FL:44:GLY:O	1:FM:69:ARG:NH2	2.41	0.54
1:GV:94:LEU:HD22	1:GW:101:LEU:HD22	1.89	0.54
1:HB:44:GLY:O	1:HC:69:ARG:NH2	2.41	0.54
1:HE:49:VAL:HG11	1:HF:112:ALA:O	2.07	0.54
1:IF:94:LEU:HD22	1:IG:101:LEU:HD22	1.89	0.54
1:IZ:65:THR:HG22	1:IZ:67:SER:H	1.73	0.54
1:JA:114:SER:HA	1:NJ:26:VAL:CG2	2.38	0.54
1:JA:44:GLY:O	1:JB:69:ARG:NH2	2.41	0.54
1:JC:28:LEU:HD21	1:JC:60:LEU:HG	1.88	0.54
1:JJ:49:VAL:HG11	1:JK:112:ALA:O	2.07	0.54
1:JJ:44:GLY:O	1:JK:69:ARG:NH2	2.41	0.54
1:JM:94:LEU:HD12	1:JN:109:GLN:HE21	1.72	0.54
1:JY:94:LEU:HD22	1:JZ:101:LEU:HD22	1.89	0.54
1:KE:44:GLY:O	1:KF:69:ARG:NH2	2.41	0.54
1:KJ:65:THR:HG22	1:KJ:67:SER:H	1.73	0.54
1:KZ:114:SER:HA	1:NA:26:VAL:HG21	1.90	0.54
1:LG:66:ALA:HB1	1:LM:66:ALA:HB3	1.90	0.54
1:LL:44:GLY:O	1:LM:69:ARG:NH2	2.41	0.54
1:LJ:38:LEU:HD22	1:LQ:10:ARG:HH21	1.71	0.54
1:LT:65:THR:HG22	1:LT:67:SER:H	1.73	0.54
1:MC:28:LEU:HD21	1:MC:60:LEU:HG	1.89	0.54
1:MC:65:THR:HG22	1:MC:67:SER:H	1.73	0.54
1:MF:65:THR:HG22	1:MF:67:SER:H	1.73	0.54
1:MM:39:PRO:HB2	1:MM:47:GLY:HA3	1.90	0.54
1:MS:94:LEU:HD22	1:MT:101:LEU:HD22	1.89	0.54
1:NA:65:THR:HG22	1:NA:67:SER:H	1.73	0.54
1:NB:94:LEU:HD12	1:NC:109:GLN:HE21	1.72	0.54
1:NK:16:SER:HA	1:NK:35:VAL:HG12	1.90	0.54
1:NK:49:VAL:HG11	1:NL:112:ALA:O	2.07	0.54
1:JU:10:ARG:HH21	1:NL:38:LEU:HD22	1.72	0.54
1:NK:44:GLY:O	1:NL:69:ARG:NH2	2.41	0.54
1:NT:44:GLY:O	1:NU:69:ARG:NH2	2.41	0.54
1:AF:21:LEU:HB3	1:AF:22:PRO:HD2	1.88	0.54

Continued on next page...

Continued from previous page...

Atom-1	Atom-2	Interatomic distance (Å)	Clash overlap (Å)
1:AS:94:LEU:HD22	1:AT:101:LEU:HD22	1.89	0.54
1:BA:28:LEU:HD21	1:BA:60:LEU:HG	1.88	0.54
1:BE:16:SER:HA	1:BE:35:VAL:HG12	1.90	0.54
1:BH:94:LEU:HD12	1:BI:109:GLN:HE21	1.72	0.54
1:BK:94:LEU:HD22	1:BL:101:LEU:HD22	1.89	0.54
1:BN:49:VAL:HG11	1:BO:112:ALA:O	2.07	0.54
1:BO:15:ASP:OD1	1:EA:10:ARG:NH1	2.41	0.54
1:BW:39:PRO:HB2	1:BW:47:GLY:HA3	1.90	0.54
1:CB:21:LEU:HB3	1:CB:22:PRO:HD2	1.88	0.54
1:CL:94:LEU:HD22	1:CM:101:LEU:HD22	1.89	0.54
1:CO:44:GLY:O	1:CP:69:ARG:NH2	2.41	0.54
1:CQ:80:SER:HB2	1:GC:74:VAL:HG22	1.89	0.54
1:CT:28:LEU:HD21	1:CT:60:LEU:HG	1.89	0.54
1:CX:94:LEU:HD12	1:CY:109:GLN:HE21	1.72	0.54
1:DA:44:GLY:O	1:DB:69:ARG:NH2	2.41	0.54
1:DS:16:SER:HA	1:DS:35:VAL:HG12	1.90	0.54
1:EA:65:THR:HG22	1:EA:67:SER:H	1.73	0.54
1:EE:39:PRO:HB2	1:EE:47:GLY:HA3	1.90	0.54
1:EV:28:LEU:HD21	1:EV:60:LEU:HG	1.89	0.54
1:EZ:94:LEU:HD12	1:FA:109:GLN:HE21	1.72	0.54
1:FE:65:THR:HG22	1:FE:67:SER:H	1.73	0.54
1:FN:65:THR:HG22	1:FN:67:SER:H	1.73	0.54
1:FO:94:LEU:HD12	1:FP:109:GLN:HE21	1.72	0.54
1:FR:16:SER:HA	1:FR:35:VAL:HG12	1.90	0.54
1:FT:65:THR:HG22	1:FT:67:SER:H	1.73	0.54
1:FX:39:PRO:HB2	1:FX:47:GLY:HA3	1.89	0.54
1:GO:65:THR:HG22	1:GO:67:SER:H	1.73	0.54
1:GP:39:PRO:HB2	1:GP:47:GLY:HA3	1.90	0.54
1:HB:39:PRO:HB2	1:HB:47:GLY:HA3	1.90	0.54
1:HB:94:LEU:HD12	1:HC:109:GLN:HE21	1.72	0.54
1:HE:16:SER:HA	1:HE:35:VAL:HG12	1.90	0.54
1:HH:49:VAL:HG11	1:HI:112:ALA:O	2.07	0.54
1:HM:65:THR:HG22	1:HM:67:SER:H	1.73	0.54
1:HW:39:PRO:HB2	1:HW:47:GLY:HA3	1.89	0.54
1:IC:44:GLY:O	1:ID:69:ARG:NH2	2.41	0.54
1:IN:28:LEU:HD21	1:IN:60:LEU:HG	1.89	0.54
1:IO:16:SER:HA	1:IO:35:VAL:HG12	1.90	0.54
1:IX:16:SER:HA	1:IX:35:VAL:HG12	1.90	0.54
1:JA:49:VAL:HG11	1:JB:112:ALA:O	2.07	0.54
1:JG:16:SER:HA	1:JG:35:VAL:HG12	1.90	0.54
1:JI:21:LEU:HB3	1:JI:22:PRO:HD2	1.88	0.54

Continued on next page...

Continued from previous page...

Atom-1	Atom-2	Interatomic distance (Å)	Clash overlap (Å)
1:JL:65:THR:HG22	1:JL:67:SER:H	1.73	0.54
1:JP:39:PRO:HB2	1:JP:47:GLY:HA3	1.90	0.54
1:JV:44:GLY:O	1:JW:69:ARG:NH2	2.41	0.54
1:JX:21:LEU:HB3	1:JX:22:PRO:HD2	1.88	0.54
1:KM:86:THR:OG1	1:KM:89:ASP:OD2	2.23	0.54
1:KT:94:LEU:HD22	1:KU:101:LEU:HD22	1.89	0.54
1:KW:16:SER:HA	1:KW:35:VAL:HG12	1.90	0.54
1:LI:44:GLY:O	1:LJ:69:ARG:NH2	2.41	0.54
1:LR:39:PRO:HB2	1:LR:47:GLY:HA3	1.90	0.54
1:LU:44:GLY:O	1:LV:69:ARG:NH2	2.41	0.54
1:LW:28:LEU:HD21	1:LW:60:LEU:HG	1.89	0.54
1:LX:16:SER:HA	1:LX:35:VAL:HG12	1.90	0.54
1:MA:94:LEU:HD12	1:MB:109:GLN:HE21	1.72	0.54
1:MG:44:GLY:O	1:MH:69:ARG:NH2	2.41	0.54
1:MV:49:VAL:HG11	1:MW:112:ALA:O	2.07	0.54
1:JL:49:VAL:HG11	1:MX:112:ALA:O	2.08	0.54
1:NT:49:VAL:HG11	1:NU:112:ALA:O	2.07	0.54
1:AG:49:VAL:HG11	1:AH:112:ALA:O	2.07	0.54
1:AV:49:VAL:HG11	1:AW:112:ALA:O	2.07	0.54
1:AY:94:LEU:HD22	1:AZ:101:LEU:HD22	1.89	0.54
1:AY:49:VAL:HG11	1:AZ:112:ALA:O	2.07	0.54
1:BD:65:THR:HG22	1:BD:67:SER:H	1.73	0.54
1:BE:39:PRO:HB2	1:BE:47:GLY:HA3	1.90	0.54
1:BG:65:THR:HG22	1:BG:67:SER:H	1.73	0.54
1:BT:16:SER:HA	1:BT:35:VAL:HG12	1.90	0.54
1:CN:73:ILE:HG12	1:FZ:82:PRO:HD2	1.90	0.54
1:CU:44:GLY:O	1:CV:69:ARG:NH2	2.41	0.54
1:CX:16:SER:HA	1:CX:35:VAL:HG12	1.90	0.54
1:DM:94:LEU:HD12	1:DN:109:GLN:HE21	1.72	0.54
1:DS:94:LEU:HD12	1:DT:109:GLN:HE21	1.72	0.54
1:EH:16:SER:HA	1:EH:35:VAL:HG12	1.90	0.54
1:EQ:94:LEU:HD12	1:ER:109:GLN:HE21	1.72	0.54
1:EW:49:VAL:HG11	1:EX:112:ALA:O	2.07	0.54
1:EZ:44:GLY:O	1:FA:69:ARG:NH2	2.41	0.54
1:FF:94:LEU:HD12	1:FG:109:GLN:HE21	1.72	0.54
1:FF:44:GLY:O	1:FG:69:ARG:NH2	2.41	0.54
1:FL:39:PRO:HB2	1:FL:47:GLY:HA3	1.90	0.54
1:FL:94:LEU:HD12	1:FM:109:GLN:HE21	1.72	0.54
1:FR:39:PRO:HB2	1:FR:47:GLY:HA3	1.89	0.54
1:FR:44:GLY:O	1:FS:69:ARG:NH2	2.41	0.54
1:GD:39:PRO:HB2	1:GD:47:GLY:HA3	1.89	0.54

Continued on next page...

Continued from previous page...

Atom-1	Atom-2	Interatomic distance (Å)	Clash overlap (Å)
1:GD:94:LEU:HD22	1:GE:101:LEU:HD22	1.89	0.54
1:GJ:49:VAL:HG11	1:GK:112:ALA:O	2.07	0.54
1:GR:28:LEU:HD21	1:GR:60:LEU:HG	1.89	0.54
1:HB:16:SER:HA	1:HB:35:VAL:HG12	1.90	0.54
1:HO:15:ASP:OD1	1:IT:10:ARG:NH1	2.40	0.54
1:IC:39:PRO:HB2	1:IC:47:GLY:HA3	1.90	0.54
1:IW:65:THR:HG22	1:IW:67:SER:H	1.73	0.54
1:IX:94:LEU:HD12	1:IY:109:GLN:HE21	1.72	0.54
1:JC:113:TYR:CD1	1:MO:90:ARG:NH2	2.76	0.54
1:JJ:94:LEU:HD22	1:JK:101:LEU:HD22	1.89	0.54
1:JM:16:SER:HA	1:JM:35:VAL:HG12	1.90	0.54
1:JM:44:GLY:O	1:JN:69:ARG:NH2	2.41	0.54
1:JS:49:VAL:HG11	1:JT:112:ALA:O	2.07	0.54
1:JS:44:GLY:O	1:JT:69:ARG:NH2	2.41	0.54
1:KH:39:PRO:HB2	1:KH:47:GLY:HA3	1.89	0.54
1:KT:49:VAL:HG11	1:KU:112:ALA:O	2.07	0.54
1:KZ:44:GLY:O	1:LA:69:ARG:NH2	2.41	0.54
1:LL:49:VAL:HG11	1:LM:112:ALA:O	2.07	0.54
1:LQ:65:THR:HG22	1:LQ:67:SER:H	1.73	0.54
1:MM:94:LEU:HD12	1:MN:109:GLN:HE21	1.72	0.54
1:MP:16:SER:HA	1:MP:35:VAL:HG12	1.90	0.54
1:NB:39:PRO:HB2	1:NB:47:GLY:HA3	1.90	0.54
1:AA:94:LEU:HD12	1:AB:109:GLN:HE21	1.72	0.54
1:AM:16:SER:HA	1:AM:35:VAL:HG12	1.90	0.54
1:AX:86:THR:OG1	1:AX:89:ASP:OD2	2.23	0.54
1:BP:65:THR:HG22	1:BP:67:SER:H	1.73	0.54
1:BW:94:LEU:HD22	1:BX:101:LEU:HD22	1.89	0.54
1:CB:89:ASP:OD2	1:FN:59:ILE:HD12	2.07	0.54
1:CC:94:LEU:HD12	1:CD:109:GLN:HE21	1.72	0.54
1:CL:15:ASP:OD1	1:DH:10:ARG:NH2	2.41	0.54
1:CL:16:SER:HA	1:CL:35:VAL:HG12	1.90	0.54
1:CL:44:GLY:O	1:CM:69:ARG:NH2	2.41	0.54
1:CO:16:SER:HA	1:CO:35:VAL:HG12	1.90	0.54
1:CW:28:LEU:HD21	1:CW:60:LEU:HG	1.89	0.54
1:DI:65:THR:HG22	1:DI:67:SER:H	1.73	0.54
1:DL:28:LEU:HD21	1:DL:60:LEU:HG	1.89	0.54
1:DP:44:GLY:O	1:DQ:69:ARG:NH2	2.41	0.54
1:EE:94:LEU:HD12	1:EF:109:GLN:HE21	1.72	0.54
1:EE:49:VAL:HG11	1:EF:112:ALA:O	2.07	0.54
1:EQ:39:PRO:HB2	1:EQ:47:GLY:HA3	1.89	0.54
1:EW:16:SER:HA	1:EW:35:VAL:HG12	1.90	0.54

Continued on next page...

Continued from previous page...

Atom-1	Atom-2	Interatomic distance (Å)	Clash overlap (Å)
1:EY:65:THR:HG22	1:EY:67:SER:H	1.73	0.54
1:FC:94:LEU:HD12	1:FD:109:GLN:HE21	1.72	0.54
1:FI:44:GLY:O	1:FJ:69:ARG:NH2	2.41	0.54
1:CN:74:VAL:CG2	1:FZ:80:SER:HB2	2.35	0.54
1:GG:44:GLY:O	1:GH:69:ARG:NH2	2.41	0.54
1:GJ:44:GLY:O	1:GK:69:ARG:NH2	2.41	0.54
1:GP:44:GLY:O	1:GQ:69:ARG:NH2	2.41	0.54
1:HK:94:LEU:HD12	1:HL:109:GLN:HE21	1.72	0.54
1:HT:44:GLY:O	1:HU:69:ARG:NH2	2.41	0.54
1:II:94:LEU:HD12	1:IJ:109:GLN:HE21	1.72	0.54
1:JS:38:LEU:HB2	1:NL:10:ARG:NH1	2.23	0.54
1:JU:65:THR:HG22	1:JU:67:SER:H	1.73	0.54
1:KE:94:LEU:HD12	1:KF:109:GLN:HE21	1.72	0.54
1:KK:44:GLY:O	1:KL:69:ARG:NH2	2.41	0.54
1:KZ:39:PRO:HB2	1:KZ:47:GLY:HA3	1.90	0.54
1:LI:16:SER:HA	1:LI:35:VAL:HG12	1.90	0.54
1:LO:44:GLY:O	1:LP:69:ARG:NH2	2.41	0.54
1:LR:44:GLY:O	1:LS:69:ARG:NH2	2.41	0.54
1:LT:28:LEU:HD21	1:LT:60:LEU:HG	1.88	0.54
1:LZ:65:THR:HG22	1:LZ:67:SER:H	1.73	0.54
1:MA:94:LEU:HD22	1:MB:101:LEU:HD22	1.89	0.54
1:MA:44:GLY:O	1:MB:69:ARG:NH2	2.41	0.54
1:IQ:57:LYS:HZ3	1:MC:92:GLU:CD	2.11	0.54
1:MJ:39:PRO:HB2	1:MJ:47:GLY:HA3	1.89	0.54
1:MY:16:SER:HA	1:MY:35:VAL:HG12	1.90	0.54
1:NA:28:LEU:HD21	1:NA:60:LEU:HG	1.88	0.54
1:AA:49:VAL:HG11	1:AB:112:ALA:O	2.07	0.53
1:BA:86:THR:OG1	1:BA:89:ASP:OD2	2.23	0.53
1:AH:10:ARG:HH11	1:BE:38:LEU:HB2	1.72	0.53
1:BJ:74:VAL:CG2	1:EV:80:SER:HB2	2.36	0.53
1:BK:49:VAL:HG11	1:BL:112:ALA:O	2.07	0.53
1:BW:99:SER:OG	1:BW:124:GLU:O	2.20	0.53
1:BW:16:SER:HA	1:BW:35:VAL:HG12	1.90	0.53
1:BW:49:VAL:HG11	1:BX:112:ALA:O	2.07	0.53
1:BZ:39:PRO:HB2	1:BZ:47:GLY:HA3	1.90	0.53
1:CR:16:SER:HA	1:CR:35:VAL:HG12	1.90	0.53
1:CU:39:PRO:HB2	1:CU:47:GLY:HA3	1.90	0.53
1:DS:39:PRO:HB2	1:DS:47:GLY:HA3	1.90	0.53
1:DX:65:THR:HG22	1:DX:67:SER:H	1.73	0.53
1:EH:39:PRO:HB2	1:EH:47:GLY:HA3	1.90	0.53
1:EM:65:THR:HG22	1:EM:67:SER:H	1.73	0.53

Continued on next page...

Continued from previous page...

Atom-1	Atom-2	Interatomic distance (Å)	Clash overlap (Å)
1:ES:65:THR:HG22	1:ES:67:SER:H	1.73	0.53
1:FE:28:LEU:HD21	1:FE:60:LEU:HG	1.89	0.53
1:FR:94:LEU:HD22	1:FS:101:LEU:HD22	1.89	0.53
1:GI:65:THR:HG22	1:GI:67:SER:H	1.73	0.53
1:GM:44:GLY:O	1:GN:69:ARG:NH2	2.41	0.53
1:GS:39:PRO:HB2	1:GS:47:GLY:HA3	1.90	0.53
1:GY:49:VAL:HG11	1:GZ:112:ALA:O	2.07	0.53
1:HC:10:ARG:NH1	1:HZ:38:LEU:HB2	2.23	0.53
1:HD:65:THR:HG22	1:HD:67:SER:H	1.73	0.53
1:HH:39:PRO:HB2	1:HH:47:GLY:HA3	1.90	0.53
1:HJ:65:THR:HG22	1:HJ:67:SER:H	1.73	0.53
1:HQ:94:LEU:HD12	1:HR:109:GLN:HE21	1.72	0.53
1:IC:94:LEU:HD12	1:ID:109:GLN:HE21	1.72	0.53
1:II:39:PRO:HB2	1:II:47:GLY:HA3	1.90	0.53
1:II:44:GLY:O	1:IJ:69:ARG:NH2	2.41	0.53
1:IC:113:TYR:O	1:IK:26:VAL:HG21	2.08	0.53
1:IO:39:PRO:HB2	1:IO:47:GLY:HA3	1.90	0.53
1:IP:10:ARG:HH11	1:KZ:38:LEU:HB2	1.73	0.53
1:IQ:65:THR:HG22	1:IQ:67:SER:H	1.73	0.53
1:IR:44:GLY:O	1:IS:69:ARG:NH2	2.41	0.53
1:JJ:94:LEU:HD12	1:JK:109:GLN:HE21	1.72	0.53
1:KN:94:LEU:HD22	1:KO:101:LEU:HD22	1.89	0.53
1:KQ:49:VAL:HG11	1:KR:112:ALA:O	2.07	0.53
1:KQ:44:GLY:O	1:KR:69:ARG:NH2	2.41	0.53
1:KW:94:LEU:HD12	1:KX:109:GLN:HE21	1.72	0.53
1:KZ:94:LEU:HD22	1:LA:101:LEU:HD22	1.89	0.53
1:LF:16:SER:HA	1:LF:35:VAL:HG12	1.90	0.53
1:LL:94:LEU:HD12	1:LM:109:GLN:HE21	1.72	0.53
1:LN:65:THR:HG22	1:LN:67:SER:H	1.73	0.53
1:MA:49:VAL:HG11	1:MB:112:ALA:O	2.07	0.53
1:MD:44:GLY:O	1:ME:69:ARG:NH2	2.41	0.53
1:MJ:16:SER:HA	1:MJ:35:VAL:HG12	1.90	0.53
1:JF:80:SER:HB2	1:MR:74:VAL:HG22	1.90	0.53
1:MS:44:GLY:O	1:MT:69:ARG:NH2	2.41	0.53
1:NB:94:LEU:HD22	1:NC:101:LEU:HD22	1.89	0.53
1:NE:94:LEU:HD22	1:NF:101:LEU:HD22	1.89	0.53
1:NH:44:GLY:O	1:NI:69:ARG:NH2	2.41	0.53
1:NN:44:GLY:O	1:NO:69:ARG:NH2	2.41	0.53
1:NQ:94:LEU:HD22	1:NR:101:LEU:HD22	1.89	0.53
1:AA:16:SER:HA	1:AA:35:VAL:HG12	1.90	0.53
1:AG:39:PRO:HB2	1:AG:47:GLY:HA3	1.90	0.53

Continued on next page...

Continued from previous page...

Atom-1	Atom-2	Interatomic distance (Å)	Clash overlap (Å)
1:BE:44:GLY:O	1:BF:69:ARG:NH2	2.41	0.53
1:BH:39:PRO:HB2	1:BH:47:GLY:HA3	1.90	0.53
1:CN:28:LEU:HD21	1:CN:60:LEU:HG	1.88	0.53
1:DG:16:SER:HA	1:DG:35:VAL:HG12	1.90	0.53
1:DS:49:VAL:HG11	1:DT:112:ALA:O	2.07	0.53
1:ED:65:THR:HG22	1:ED:67:SER:H	1.73	0.53
1:EZ:16:SER:HA	1:EZ:35:VAL:HG12	1.90	0.53
1:FL:16:SER:HA	1:FL:35:VAL:HG12	1.90	0.53
1:FX:94:LEU:HD22	1:FY:101:LEU:HD22	1.89	0.53
1:GA:16:SER:HA	1:GA:35:VAL:HG12	1.90	0.53
1:GF:65:THR:HG22	1:GF:67:SER:H	1.73	0.53
1:GV:44:GLY:O	1:GW:69:ARG:NH2	2.41	0.53
1:HA:80:SER:HB2	1:KM:74:VAL:CG2	2.37	0.53
1:HN:16:SER:HA	1:HN:35:VAL:HG12	1.90	0.53
1:HN:94:LEU:HD22	1:HO:101:LEU:HD22	1.89	0.53
1:HF:10:ARG:NH2	1:IC:15:ASP:OD1	2.41	0.53
1:IK:65:THR:HG22	1:IK:67:SER:H	1.73	0.53
1:JM:94:LEU:HD22	1:JN:101:LEU:HD22	1.89	0.53
1:JM:49:VAL:HG11	1:JN:112:ALA:O	2.07	0.53
1:JR:65:THR:HG22	1:JR:67:SER:H	1.73	0.53
1:JS:16:SER:HA	1:JS:35:VAL:HG12	1.90	0.53
1:JY:16:SER:HA	1:JY:35:VAL:HG12	1.90	0.53
1:KB:94:LEU:HD12	1:KC:109:GLN:HE21	1.72	0.53
1:KG:28:LEU:HD21	1:KG:60:LEU:HG	1.89	0.53
1:KT:16:SER:HA	1:KT:35:VAL:HG12	1.90	0.53
1:KW:39:PRO:HB2	1:KW:47:GLY:HA3	1.90	0.53
1:LJ:10:ARG:NH1	1:LO:38:LEU:HB2	2.24	0.53
1:LU:49:VAL:HG11	1:LV:112:ALA:O	2.07	0.53
1:MY:39:PRO:HB2	1:MY:47:GLY:HA3	1.90	0.53
1:HG:26:VAL:HG21	1:NB:113:TYR:O	2.08	0.53
1:AD:94:LEU:HD12	1:AE:109:GLN:HE21	1.72	0.53
1:AJ:49:VAL:HG11	1:AK:112:ALA:O	2.07	0.53
1:AS:16:SER:HA	1:AS:35:VAL:HG12	1.90	0.53
1:BH:94:LEU:HD22	1:BI:101:LEU:HD22	1.89	0.53
1:BJ:65:THR:HG22	1:BJ:67:SER:H	1.73	0.53
1:BN:94:LEU:HD22	1:BO:101:LEU:HD22	1.89	0.53
1:BY:65:THR:HG22	1:BY:67:SER:H	1.73	0.53
1:CI:39:PRO:HB2	1:CI:47:GLY:HA3	1.90	0.53
1:CX:49:VAL:HG11	1:CY:112:ALA:O	2.07	0.53
1:DS:94:LEU:HD22	1:DT:101:LEU:HD22	1.89	0.53
1:EE:94:LEU:HD22	1:EF:101:LEU:HD22	1.89	0.53

Continued on next page...

Continued from previous page...

Atom-1	Atom-2	Interatomic distance (Å)	Clash overlap (Å)
1:BA:119:ASP:O	1:EM:8:LYS:HB2	2.08	0.53
1:EW:94:LEU:HD22	1:EX:101:LEU:HD22	1.89	0.53
1:FZ:65:THR:HG22	1:FZ:67:SER:H	1.73	0.53
1:GV:39:PRO:HB2	1:GV:47:GLY:HA3	1.90	0.53
1:HG:65:THR:HG22	1:HG:67:SER:H	1.73	0.53
1:HK:39:PRO:HB2	1:HK:47:GLY:HA3	1.89	0.53
1:IB:104:GLU:OE1	1:LN:53:ARG:NH1	2.28	0.53
1:IB:74:VAL:HG22	1:LN:80:SER:HB2	1.91	0.53
1:IF:39:PRO:HB2	1:IF:47:GLY:HA3	1.90	0.53
1:IL:44:GLY:O	1:IM:69:ARG:NH2	2.41	0.53
1:KE:94:LEU:HD22	1:KF:101:LEU:HD22	1.89	0.53
1:LO:49:VAL:HG11	1:LP:112:ALA:O	2.07	0.53
1:LX:39:PRO:HB2	1:LX:47:GLY:HA3	1.89	0.53
1:MV:44:GLY:O	1:MW:69:ARG:NH2	2.41	0.53
1:NG:65:THR:HG22	1:NG:67:SER:H	1.73	0.53
1:NH:99:SER:OG	1:NH:124:GLU:O	2.20	0.53
1:NJ:65:THR:HG22	1:NJ:67:SER:H	1.73	0.53
1:NK:94:LEU:HD12	1:NL:109:GLN:HE21	1.72	0.53
1:NM:65:THR:HG22	1:NM:67:SER:H	1.73	0.53
1:AC:21:LEU:HB3	1:AC:22:PRO:HD2	1.88	0.53
1:AF:65:THR:HG22	1:AF:67:SER:H	1.73	0.53
1:BQ:16:SER:HA	1:BQ:35:VAL:HG12	1.90	0.53
1:BQ:39:PRO:HB2	1:BQ:47:GLY:HA3	1.90	0.53
1:BV:28:LEU:HD21	1:BV:60:LEU:HG	1.89	0.53
1:CC:16:SER:HA	1:CC:35:VAL:HG12	1.90	0.53
1:DD:16:SER:HA	1:DD:35:VAL:HG12	1.90	0.53
1:DM:39:PRO:HB2	1:DM:47:GLY:HA3	1.90	0.53
1:EJ:65:THR:HG22	1:EJ:67:SER:H	1.73	0.53
1:EK:39:PRO:HB2	1:EK:47:GLY:HA3	1.90	0.53
1:EM:28:LEU:HD21	1:EM:60:LEU:HG	1.89	0.53
1:FB:65:THR:HG22	1:FB:67:SER:H	1.73	0.53
1:FF:16:SER:HA	1:FF:35:VAL:HG12	1.90	0.53
1:FQ:28:LEU:HD21	1:FQ:60:LEU:HG	1.88	0.53
1:FW:65:THR:HG22	1:FW:67:SER:H	1.73	0.53
1:FX:16:SER:HA	1:FX:35:VAL:HG12	1.90	0.53
1:GY:44:GLY:O	1:GZ:69:ARG:NH2	2.41	0.53
1:HN:39:PRO:HB2	1:HN:47:GLY:HA3	1.90	0.53
1:IC:16:SER:HA	1:IC:35:VAL:HG12	1.90	0.53
1:IL:39:PRO:HB2	1:IL:47:GLY:HA3	1.90	0.53
1:IL:94:LEU:HD12	1:IM:109:GLN:HE21	1.72	0.53
1:IL:49:VAL:HG11	1:IM:112:ALA:O	2.07	0.53

Continued on next page...

Continued from previous page...

Atom-1	Atom-2	Interatomic distance (Å)	Clash overlap (Å)
1:IO:44:GLY:O	1:IP:69:ARG:NH2	2.41	0.53
1:IO:94:LEU:HD12	1:IP:109:GLN:HE21	1.72	0.53
1:IQ:21:LEU:HB3	1:IQ:22:PRO:HD2	1.88	0.53
1:JC:65:THR:HG22	1:JC:67:SER:H	1.73	0.53
1:JD:49:VAL:HG11	1:JE:112:ALA:O	2.07	0.53
1:JF:28:LEU:HD21	1:JF:60:LEU:HG	1.89	0.53
1:JJ:16:SER:HA	1:JJ:35:VAL:HG12	1.90	0.53
1:KB:16:SER:HA	1:KB:35:VAL:HG12	1.90	0.53
1:KK:39:PRO:HB2	1:KK:47:GLY:HA3	1.89	0.53
1:KN:39:PRO:HB2	1:KN:47:GLY:HA3	1.90	0.53
1:LB:65:THR:HG22	1:LB:67:SER:H	1.73	0.53
1:MM:16:SER:HA	1:MM:35:VAL:HG12	1.90	0.53
1:NN:49:VAL:HG11	1:NO:112:ALA:O	2.07	0.53
1:NV:65:THR:HG22	1:NV:67:SER:H	1.73	0.53
1:AN:10:ARG:NH2	1:BZ:15:ASP:OD1	2.41	0.53
1:BK:16:SER:HA	1:BK:35:VAL:HG12	1.90	0.53
1:BK:94:LEU:HD12	1:BL:109:GLN:HE21	1.72	0.53
1:CE:65:THR:HG22	1:CE:67:SER:H	1.73	0.53
1:CL:94:LEU:HD12	1:CM:109:GLN:HE21	1.72	0.53
1:DF:65:THR:HG22	1:DF:67:SER:H	1.73	0.53
1:DJ:94:LEU:HD12	1:DK:109:GLN:HE21	1.72	0.53
1:DJ:94:LEU:HD22	1:DK:101:LEU:HD22	1.89	0.53
1:DJ:49:VAL:HG11	1:DK:112:ALA:O	2.07	0.53
1:DM:44:GLY:O	1:DN:69:ARG:NH2	2.41	0.53
1:DX:28:LEU:HD21	1:DX:60:LEU:HG	1.89	0.53
1:EN:16:SER:HA	1:EN:35:VAL:HG12	1.90	0.53
1:ET:94:LEU:HD22	1:EU:101:LEU:HD22	1.89	0.53
1:FC:44:GLY:O	1:FD:69:ARG:NH2	2.41	0.53
1:GY:16:SER:HA	1:GY:35:VAL:HG12	1.90	0.53
1:HA:65:THR:HG22	1:HA:67:SER:H	1.73	0.53
1:HF:113:TYR:O	1:NC:26:VAL:HG21	2.09	0.53
1:HY:65:THR:HG22	1:HY:67:SER:H	1.73	0.53
1:IL:16:SER:HA	1:IL:35:VAL:HG12	1.90	0.53
1:IU:16:SER:HA	1:IU:35:VAL:HG12	1.90	0.53
1:IU:44:GLY:O	1:IV:69:ARG:NH2	2.41	0.53
1:IX:44:GLY:O	1:IY:69:ARG:NH2	2.41	0.53
1:JD:94:LEU:HD12	1:JE:109:GLN:HE21	1.72	0.53
1:JV:16:SER:HA	1:JV:35:VAL:HG12	1.90	0.53
1:KH:94:LEU:HD12	1:KI:109:GLN:HE21	1.72	0.53
1:MD:16:SER:HA	1:MD:35:VAL:HG12	1.90	0.53
1:MR:65:THR:HG22	1:MR:67:SER:H	1.73	0.53

Continued on next page...

Continued from previous page...

Atom-1	Atom-2	Interatomic distance (Å)	Clash overlap (Å)
1:MS:16:SER:HA	1:MS:35:VAL:HG12	1.90	0.53
1:MU:65:THR:HG22	1:MU:67:SER:H	1.73	0.53
1:MV:39:PRO:HB2	1:MV:47:GLY:HA3	1.90	0.53
1:NT:16:SER:HA	1:NT:35:VAL:HG12	1.90	0.53
1:AJ:16:SER:HA	1:AJ:35:VAL:HG12	1.90	0.53
1:BB:39:PRO:HB2	1:BB:47:GLY:HA3	1.90	0.53
1:CF:94:LEU:HD22	1:CG:101:LEU:HD22	1.89	0.53
1:CK:28:LEU:HD21	1:CK:60:LEU:HG	1.89	0.53
1:CX:44:GLY:O	1:CY:69:ARG:NH2	2.41	0.53
1:DL:57:LYS:NZ	1:GX:92:GLU:OE2	2.37	0.53
1:BU:10:ARG:NH1	1:DM:38:LEU:HB2	2.24	0.53
1:DP:16:SER:HA	1:DP:35:VAL:HG12	1.90	0.53
1:EK:44:GLY:O	1:EL:69:ARG:NH2	2.41	0.53
1:EW:44:GLY:O	1:EX:69:ARG:NH2	2.41	0.53
1:FU:94:LEU:HD12	1:FV:109:GLN:HE21	1.72	0.53
1:GM:39:PRO:HB2	1:GM:47:GLY:HA3	1.89	0.53
1:HH:94:LEU:HD12	1:HI:109:GLN:HE21	1.72	0.53
1:HT:16:SER:HA	1:HT:35:VAL:HG12	1.90	0.53
1:HT:49:VAL:HG11	1:HU:112:ALA:O	2.07	0.53
1:IT:28:LEU:HD21	1:IT:60:LEU:HG	1.88	0.53
1:KN:94:LEU:HD12	1:KO:109:GLN:HE21	1.72	0.53
1:LC:39:PRO:HB2	1:LC:47:GLY:HA3	1.90	0.53
1:LC:44:GLY:O	1:LD:69:ARG:NH2	2.41	0.53
1:LE:65:THR:HG22	1:LE:67:SER:H	1.73	0.53
1:LU:94:LEU:HD12	1:LV:109:GLN:HE21	1.72	0.53
1:MY:44:GLY:O	1:MZ:69:ARG:NH2	2.41	0.53
1:NB:16:SER:HA	1:NB:35:VAL:HG12	1.90	0.53
1:NQ:44:GLY:O	1:NR:69:ARG:NH2	2.41	0.53
1:AC:65:THR:HG22	1:AC:67:SER:H	1.73	0.53
1:AH:10:ARG:NH1	1:BE:38:LEU:HB2	2.23	0.53
1:AO:65:THR:HG22	1:AO:67:SER:H	1.73	0.53
1:AS:49:VAL:HG11	1:AT:112:ALA:O	2.07	0.53
1:AY:16:SER:HA	1:AY:35:VAL:HG12	1.90	0.53
1:CH:65:THR:HG22	1:CH:67:SER:H	1.73	0.53
1:CQ:65:THR:HG22	1:CQ:67:SER:H	1.73	0.53
1:FC:39:PRO:HB2	1:FC:47:GLY:HA3	1.90	0.53
1:GU:65:THR:HG22	1:GU:67:SER:H	1.73	0.53
1:HA:74:VAL:CG2	1:KM:80:SER:HB2	2.36	0.53
1:HK:44:GLY:O	1:HL:69:ARG:NH2	2.41	0.53
1:HZ:44:GLY:O	1:IA:69:ARG:NH2	2.41	0.53
1:IN:65:THR:HG22	1:IN:67:SER:H	1.73	0.53

Continued on next page...

Continued from previous page...

Atom-1	Atom-2	Interatomic distance (Å)	Clash overlap (Å)
1:IX:39:PRO:HB2	1:IX:47:GLY:HA3	1.90	0.53
1:JA:39:PRO:HB2	1:JA:47:GLY:HA3	1.90	0.53
1:JX:65:THR:HG22	1:JX:67:SER:H	1.73	0.53
1:KG:65:THR:HG22	1:KG:67:SER:H	1.73	0.53
1:KK:16:SER:HA	1:KK:35:VAL:HG12	1.90	0.53
1:KK:49:VAL:HG11	1:KL:112:ALA:O	2.07	0.53
1:KM:65:THR:HG22	1:KM:67:SER:H	1.73	0.53
1:KT:44:GLY:O	1:KU:69:ARG:NH2	2.41	0.53
1:HS:92:GLU:CD	1:LE:57:LYS:HZ3	2.12	0.53
1:MC:26:VAL:CG2	1:MD:114:SER:HA	2.39	0.53
1:NE:39:PRO:HB2	1:NE:47:GLY:HA3	1.90	0.53
1:AV:44:GLY:O	1:AW:69:ARG:NH2	2.41	0.53
1:BH:16:SER:HA	1:BH:35:VAL:HG12	1.90	0.53
1:BK:39:PRO:HB2	1:BK:47:GLY:HA3	1.90	0.53
1:CC:38:LEU:HB2	1:CS:10:ARG:HH11	1.73	0.53
1:DA:16:SER:HA	1:DA:35:VAL:HG12	1.90	0.53
1:DR:65:THR:HG22	1:DR:67:SER:H	1.73	0.53
1:EN:39:PRO:HB2	1:EN:47:GLY:HA3	1.90	0.53
1:EP:65:THR:HG22	1:EP:67:SER:H	1.73	0.53
1:EW:39:PRO:HB2	1:EW:47:GLY:HA3	1.89	0.53
1:FH:65:THR:HG22	1:FH:67:SER:H	1.73	0.53
1:CE:8:LYS:HB2	1:FQ:119:ASP:O	2.09	0.53
1:GJ:94:LEU:HD12	1:GK:109:GLN:HE21	1.72	0.53
1:HS:65:THR:HG22	1:HS:67:SER:H	1.73	0.53
1:JP:16:SER:HA	1:JP:35:VAL:HG12	1.90	0.53
1:JY:44:GLY:O	1:JZ:69:ARG:NH2	2.41	0.53
1:HJ:129:THR:O	1:KV:106:LYS:NZ	2.40	0.53
1:LK:65:THR:HG22	1:LK:67:SER:H	1.73	0.53
1:LU:39:PRO:HB2	1:LU:47:GLY:HA3	1.89	0.53
1:IW:57:LYS:HZ3	1:MI:92:GLU:CD	2.12	0.53
1:ML:65:THR:HG22	1:ML:67:SER:H	1.73	0.53
1:NH:16:SER:HA	1:NH:35:VAL:HG12	1.90	0.53
1:AY:94:LEU:HD12	1:AZ:109:GLN:HE21	1.72	0.53
1:BM:65:THR:HG22	1:BM:67:SER:H	1.73	0.53
1:DC:65:THR:HG22	1:DC:67:SER:H	1.73	0.53
1:CR:38:LEU:HD22	1:DE:10:ARG:HH11	1.73	0.53
1:DO:65:THR:HG22	1:DO:67:SER:H	1.73	0.53
1:FR:94:LEU:HD12	1:FS:109:GLN:HE21	1.72	0.53
1:GC:65:THR:HG22	1:GC:67:SER:H	1.73	0.53
1:GD:16:SER:HA	1:GD:35:VAL:HG12	1.90	0.53
1:GR:65:THR:HG22	1:GR:67:SER:H	1.73	0.53

Continued on next page...

Continued from previous page...

Atom-1	Atom-2	Interatomic distance (Å)	Clash overlap (Å)
1:IJ:10:ARG:NH1	1:KT:38:LEU:HB2	2.24	0.53
1:IU:94:LEU:HD12	1:IV:109:GLN:HE21	1.72	0.53
1:JC:26:VAL:HG21	1:JP:113:TYR:O	2.09	0.53
1:KB:65:THR:HG22	1:KB:67:SER:H	1.74	0.53
1:KH:16:SER:HA	1:KH:35:VAL:HG12	1.90	0.53
1:KK:65:THR:HG22	1:KK:67:SER:H	1.74	0.53
1:KP:65:THR:HG22	1:KP:67:SER:H	1.73	0.53
1:HJ:90:ARG:NH2	1:KV:113:TYR:CD1	2.77	0.53
1:KZ:16:SER:HA	1:KZ:35:VAL:HG12	1.90	0.53
1:HR:66:ALA:HB1	1:LJ:66:ALA:HB3	1.90	0.53
1:LW:65:THR:HG22	1:LW:67:SER:H	1.73	0.53
1:MA:16:SER:HA	1:MA:35:VAL:HG12	1.90	0.53
1:MD:39:PRO:HB2	1:MD:47:GLY:HA3	1.89	0.53
1:AA:39:PRO:HB2	1:AA:47:GLY:HA3	1.90	0.53
1:CC:39:PRO:HB2	1:CC:47:GLY:HA3	1.90	0.53
1:CD:10:ARG:HH11	1:GJ:38:LEU:HD22	1.73	0.53
1:CF:16:SER:HA	1:CF:35:VAL:HG12	1.90	0.53
1:CU:16:SER:HA	1:CU:35:VAL:HG12	1.90	0.53
1:DJ:65:THR:HG22	1:DJ:67:SER:H	1.74	0.53
1:DV:16:SER:HA	1:DV:35:VAL:HG12	1.90	0.53
1:EN:65:THR:HG22	1:EN:67:SER:H	1.74	0.53
1:GM:16:SER:HA	1:GM:35:VAL:HG12	1.90	0.53
1:DF:57:LYS:HZ3	1:GR:92:GLU:CD	2.12	0.53
1:HB:94:LEU:HD22	1:HC:101:LEU:HD22	1.89	0.53
1:HP:65:THR:HG22	1:HP:67:SER:H	1.73	0.53
1:JD:16:SER:HA	1:JD:35:VAL:HG12	1.90	0.53
1:JD:65:THR:HG22	1:JD:67:SER:H	1.74	0.53
1:JO:65:THR:HG22	1:JO:67:SER:H	1.73	0.53
1:KD:65:THR:HG22	1:KD:67:SER:H	1.73	0.53
1:KZ:65:THR:HG22	1:KZ:67:SER:H	1.74	0.53
1:LA:10:ARG:NH2	1:MY:15:ASP:OD1	2.42	0.53
1:LO:65:THR:HG22	1:LO:67:SER:H	1.74	0.53
1:ND:65:THR:HG22	1:ND:67:SER:H	1.73	0.53
1:NH:65:THR:HG22	1:NH:67:SER:H	1.74	0.53
1:NN:39:PRO:HB2	1:NN:47:GLY:HA3	1.89	0.53
1:NQ:16:SER:HA	1:NQ:35:VAL:HG12	1.90	0.53
1:AD:16:SER:HA	1:AD:35:VAL:HG12	1.90	0.52
1:AL:101:LEU:O	1:AL:105:VAL:HG23	2.10	0.52
1:AQ:38:LEU:HD22	1:BV:10:ARG:HE	1.73	0.52
1:AS:94:LEU:HD12	1:AT:109:GLN:HE21	1.72	0.52
1:AX:65:THR:HG22	1:AX:67:SER:H	1.73	0.52

Continued on next page...

Continued from previous page...

Atom-1	Atom-2	Interatomic distance (Å)	Clash overlap (Å)
1:BE:65:THR:HG22	1:BE:67:SER:H	1.74	0.52
1:BZ:16:SER:HA	1:BZ:35:VAL:HG12	1.90	0.52
1:CZ:65:THR:HG22	1:CZ:67:SER:H	1.73	0.52
1:DG:94:LEU:HD12	1:DH:109:GLN:HE21	1.72	0.52
1:EZ:65:THR:HG22	1:EZ:67:SER:H	1.74	0.52
1:FC:65:THR:HG22	1:FC:67:SER:H	1.74	0.52
1:BV:57:LYS:HZ1	1:FH:92:GLU:CD	2.12	0.52
1:FO:16:SER:HA	1:FO:35:VAL:HG12	1.90	0.52
1:GG:16:SER:HA	1:GG:35:VAL:HG12	1.90	0.52
1:GL:65:THR:HG22	1:GL:67:SER:H	1.73	0.52
1:HM:101:LEU:O	1:HM:105:VAL:HG23	2.10	0.52
1:HY:101:LEU:O	1:HY:105:VAL:HG23	2.10	0.52
1:II:16:SER:HA	1:II:35:VAL:HG12	1.90	0.52
1:IO:65:THR:HG22	1:IO:67:SER:H	1.74	0.52
1:JA:65:THR:HG22	1:JA:67:SER:H	1.74	0.52
1:JY:65:THR:HG22	1:JY:67:SER:H	1.74	0.52
1:KP:101:LEU:O	1:KP:105:VAL:HG23	2.10	0.52
1:KS:65:THR:HG22	1:KS:67:SER:H	1.73	0.52
1:KW:65:THR:HG22	1:KW:67:SER:H	1.74	0.52
1:HY:112:ALA:O	1:LK:49:VAL:HG11	2.09	0.52
1:LL:65:THR:HG22	1:LL:67:SER:H	1.75	0.52
1:LO:16:SER:HA	1:LO:35:VAL:HG12	1.90	0.52
1:LU:16:SER:HA	1:LU:35:VAL:HG12	1.90	0.52
1:MG:39:PRO:HB2	1:MG:47:GLY:HA3	1.90	0.52
1:NN:16:SER:HA	1:NN:35:VAL:HG12	1.90	0.52
1:AG:65:THR:HG22	1:AG:67:SER:H	1.75	0.52
1:AQ:10:ARG:HH11	1:BT:38:LEU:CB	2.21	0.52
1:BB:16:SER:HA	1:BB:35:VAL:HG12	1.90	0.52
1:BG:101:LEU:O	1:BG:105:VAL:HG23	2.10	0.52
1:BM:101:LEU:O	1:BM:105:VAL:HG23	2.10	0.52
1:BP:89:ASP:OD2	1:FB:59:ILE:HD12	2.08	0.52
1:CL:65:THR:HG22	1:CL:67:SER:H	1.74	0.52
1:CR:65:THR:HG22	1:CR:67:SER:H	1.74	0.52
1:CU:65:THR:HG22	1:CU:67:SER:H	1.74	0.52
1:CZ:101:LEU:O	1:CZ:105:VAL:HG23	2.10	0.52
1:CY:66:ALA:HB1	1:DK:66:ALA:HB3	1.91	0.52
1:DL:65:THR:HG22	1:DL:67:SER:H	1.73	0.52
1:DM:16:SER:HA	1:DM:35:VAL:HG12	1.90	0.52
1:DY:65:THR:HG22	1:DY:67:SER:H	1.75	0.52
1:EW:65:THR:HG22	1:EW:67:SER:H	1.74	0.52
1:AM:38:LEU:HB2	1:FS:10:ARG:NH1	2.25	0.52

Continued on next page...

Continued from previous page...

Atom-1	Atom-2	Interatomic distance (Å)	Clash overlap (Å)
1:FW:101:LEU:O	1:FW:105:VAL:HG23	2.10	0.52
1:GD:65:THR:HG22	1:GD:67:SER:H	1.74	0.52
1:GJ:65:THR:HG22	1:GJ:67:SER:H	1.75	0.52
1:GX:101:LEU:O	1:GX:105:VAL:HG23	2.10	0.52
1:HN:65:THR:HG22	1:HN:67:SER:H	1.74	0.52
1:HQ:16:SER:HA	1:HQ:35:VAL:HG12	1.90	0.52
1:HQ:65:THR:HG22	1:HQ:67:SER:H	1.74	0.52
1:HT:65:THR:HG22	1:HT:67:SER:H	1.74	0.52
1:HW:99:SER:OG	1:HW:124:GLU:O	2.20	0.52
1:IT:101:LEU:O	1:IT:105:VAL:HG23	2.10	0.52
1:IW:101:LEU:O	1:IW:105:VAL:HG23	2.10	0.52
1:JU:118:GLN:HB2	1:JU:121:TYR:CZ	2.45	0.52
1:KA:65:THR:HG22	1:KA:67:SER:H	1.73	0.52
1:KE:16:SER:HA	1:KE:35:VAL:HG12	1.90	0.52
1:HY:8:LYS:HB2	1:LK:119:ASP:O	2.09	0.52
1:MA:39:PRO:HB2	1:MA:47:GLY:HA3	1.89	0.52
1:MG:65:THR:HG22	1:MG:67:SER:H	1.75	0.52
1:MI:101:LEU:O	1:MI:105:VAL:HG23	2.10	0.52
1:MJ:65:THR:HG22	1:MJ:67:SER:H	1.74	0.52
1:MO:101:LEU:O	1:MO:105:VAL:HG23	2.10	0.52
1:MS:65:THR:HG22	1:MS:67:SER:H	1.74	0.52
1:MU:101:LEU:O	1:MU:105:VAL:HG23	2.10	0.52
1:MV:16:SER:HA	1:MV:35:VAL:HG12	1.90	0.52
1:NE:94:LEU:HD12	1:NF:109:GLN:HE21	1.72	0.52
1:NV:101:LEU:O	1:NV:105:VAL:HG23	2.10	0.52
1:AA:65:THR:HG22	1:AA:67:SER:H	1.74	0.52
1:AS:65:THR:HG22	1:AS:67:SER:H	1.74	0.52
1:AX:101:LEU:O	1:AX:105:VAL:HG23	2.10	0.52
1:BJ:101:LEU:O	1:BJ:105:VAL:HG23	2.10	0.52
1:BS:101:LEU:O	1:BS:105:VAL:HG23	2.10	0.52
1:CO:65:THR:HG22	1:CO:67:SER:H	1.75	0.52
1:CW:65:THR:HG22	1:CW:67:SER:H	1.73	0.52
1:DC:118:GLN:HB2	1:DC:121:TYR:CZ	2.45	0.52
1:DM:65:THR:HG22	1:DM:67:SER:H	1.74	0.52
1:DO:101:LEU:O	1:DO:105:VAL:HG23	2.10	0.52
1:DR:118:GLN:HB2	1:DR:121:TYR:CZ	2.45	0.52
1:DY:16:SER:HA	1:DY:35:VAL:HG12	1.90	0.52
1:EJ:101:LEU:O	1:EJ:105:VAL:HG23	2.10	0.52
1:ET:16:SER:HA	1:ET:35:VAL:HG12	1.90	0.52
1:EV:65:THR:HG22	1:EV:67:SER:H	1.73	0.52
1:GL:101:LEU:O	1:GL:105:VAL:HG23	2.10	0.52

Continued on next page...

Continued from previous page...

Atom-1	Atom-2	Interatomic distance (Å)	Clash overlap (Å)
1:GR:101:LEU:O	1:GR:105:VAL:HG23	2.10	0.52
1:HD:94:LEU:HD22	1:KP:101:LEU:HD22	1.91	0.52
1:HY:118:GLN:HB2	1:HY:121:TYR:CZ	2.45	0.52
1:IE:101:LEU:O	1:IE:105:VAL:HG23	2.10	0.52
1:JC:101:LEU:O	1:JC:105:VAL:HG23	2.10	0.52
1:JJ:65:THR:HG22	1:JJ:67:SER:H	1.74	0.52
1:JU:101:LEU:O	1:JU:105:VAL:HG23	2.10	0.52
1:KD:118:GLN:HB2	1:KD:121:TYR:CZ	2.45	0.52
1:KJ:101:LEU:O	1:KJ:105:VAL:HG23	2.10	0.52
1:KM:101:LEU:O	1:KM:105:VAL:HG23	2.10	0.52
1:KN:16:SER:HA	1:KN:35:VAL:HG12	1.90	0.52
1:KN:65:THR:HG22	1:KN:67:SER:H	1.74	0.52
1:KY:118:GLN:HB2	1:KY:121:TYR:CZ	2.45	0.52
1:LH:101:LEU:O	1:LH:105:VAL:HG23	2.10	0.52
1:LI:65:THR:HG22	1:LI:67:SER:H	1.75	0.52
1:LK:101:LEU:O	1:LK:105:VAL:HG23	2.10	0.52
1:LK:118:GLN:HB2	1:LK:121:TYR:CZ	2.45	0.52
1:MD:65:THR:HG22	1:MD:67:SER:H	1.74	0.52
1:NB:65:THR:HG22	1:NB:67:SER:H	1.74	0.52
1:JR:112:ALA:O	1:ND:49:VAL:HG11	2.10	0.52
1:NE:65:THR:HG22	1:NE:67:SER:H	1.74	0.52
1:NG:118:GLN:HB2	1:NG:121:TYR:CZ	2.45	0.52
1:NH:39:PRO:HB2	1:NH:47:GLY:HA3	1.90	0.52
1:NK:65:THR:HG22	1:NK:67:SER:H	1.74	0.52
1:MR:26:VAL:HG21	1:NN:114:SER:HA	1.89	0.52
1:AF:101:LEU:O	1:AF:105:VAL:HG23	2.10	0.52
1:BB:65:THR:HG22	1:BB:67:SER:H	1.75	0.52
1:BP:101:LEU:O	1:BP:105:VAL:HG23	2.10	0.52
1:CB:118:GLN:HB2	1:CB:121:TYR:CZ	2.45	0.52
1:CK:101:LEU:O	1:CK:105:VAL:HG23	2.10	0.52
1:DA:65:THR:HG22	1:DA:67:SER:H	1.74	0.52
1:DC:101:LEU:O	1:DC:105:VAL:HG23	2.10	0.52
1:DL:118:GLN:HB2	1:DL:121:TYR:CZ	2.45	0.52
1:DP:65:THR:HG22	1:DP:67:SER:H	1.74	0.52
1:DS:65:THR:HG22	1:DS:67:SER:H	1.74	0.52
1:FB:118:GLN:HB2	1:FB:121:TYR:CZ	2.45	0.52
1:FT:118:GLN:HB2	1:FT:121:TYR:CZ	2.45	0.52
1:CH:113:TYR:CG	1:FT:90:ARG:NH2	2.77	0.52
1:FW:118:GLN:HB2	1:FW:121:TYR:CZ	2.45	0.52
1:GS:65:THR:HG22	1:GS:67:SER:H	1.75	0.52
1:HJ:101:LEU:O	1:HJ:105:VAL:HG23	2.10	0.52

Continued on next page...

Continued from previous page...

Atom-1	Atom-2	Interatomic distance (Å)	Clash overlap (Å)
1:HQ:39:PRO:HB2	1:HQ:47:GLY:HA3	1.90	0.52
1:IK:101:LEU:O	1:IK:105:VAL:HG23	2.10	0.52
1:IQ:118:GLN:HB2	1:IQ:121:TYR:CZ	2.45	0.52
1:IZ:101:LEU:O	1:IZ:105:VAL:HG23	2.10	0.52
1:JI:101:LEU:O	1:JI:105:VAL:HG23	2.10	0.52
1:JV:65:THR:HG22	1:JV:67:SER:H	1.74	0.52
1:KA:118:GLN:HB2	1:KA:121:TYR:CZ	2.45	0.52
1:KT:94:LEU:HD12	1:KU:109:GLN:HE21	1.72	0.52
1:IM:10:ARG:NH1	1:KW:38:LEU:HB2	2.25	0.52
1:LU:65:THR:HG22	1:LU:67:SER:H	1.74	0.52
1:IK:49:VAL:HG11	1:LW:112:ALA:O	2.09	0.52
1:MI:118:GLN:HB2	1:MI:121:TYR:CZ	2.45	0.52
1:JC:101:LEU:HD22	1:MO:94:LEU:HD22	1.92	0.52
1:MU:118:GLN:HB2	1:MU:121:TYR:CZ	2.45	0.52
1:NA:118:GLN:HB2	1:NA:121:TYR:CZ	2.45	0.52
1:NS:65:THR:HG22	1:NS:67:SER:H	1.73	0.52
1:CN:118:GLN:HB2	1:CN:121:TYR:CZ	2.45	0.52
1:CT:101:LEU:O	1:CT:105:VAL:HG23	2.10	0.52
1:DC:10:ARG:HD2	1:GK:15:ASP:OD1	2.09	0.52
1:DX:101:LEU:O	1:DX:105:VAL:HG23	2.10	0.52
1:EB:114:SER:HA	1:GC:26:VAL:HG21	1.91	0.52
1:EK:16:SER:HA	1:EK:35:VAL:HG12	1.90	0.52
1:EK:65:THR:HG22	1:EK:67:SER:H	1.74	0.52
1:FF:65:THR:HG22	1:FF:67:SER:H	1.74	0.52
1:FU:16:SER:HA	1:FU:35:VAL:HG12	1.90	0.52
1:GG:99:SER:OG	1:GG:124:GLU:O	2.20	0.52
1:HK:99:SER:OG	1:HK:124:GLU:O	2.20	0.52
1:HT:39:PRO:HB2	1:HT:47:GLY:HA3	1.89	0.52
1:IB:118:GLN:HB2	1:IB:121:TYR:CZ	2.45	0.52
1:IN:118:GLN:HB2	1:IN:121:TYR:CZ	2.45	0.52
1:JG:65:THR:HG22	1:JG:67:SER:H	1.74	0.52
1:JI:118:GLN:HB2	1:JI:121:TYR:CZ	2.45	0.52
1:KV:118:GLN:HB2	1:KV:121:TYR:CZ	2.45	0.52
1:LF:65:THR:HG22	1:LF:67:SER:H	1.74	0.52
1:LT:101:LEU:O	1:LT:105:VAL:HG23	2.10	0.52
1:LZ:118:GLN:HB2	1:LZ:121:TYR:CZ	2.45	0.52
1:MR:101:LEU:O	1:MR:105:VAL:HG23	2.10	0.52
1:MV:65:THR:HG22	1:MV:67:SER:H	1.74	0.52
1:MX:101:LEU:O	1:MX:105:VAL:HG23	2.10	0.52
1:NT:65:THR:HG22	1:NT:67:SER:H	1.74	0.52
1:BQ:65:THR:HG22	1:BQ:67:SER:H	1.75	0.52

Continued on next page...

Continued from previous page...

Atom-1	Atom-2	Interatomic distance (Å)	Clash overlap (Å)
1:BS:118:GLN:HB2	1:BS:121:TYR:CZ	2.45	0.52
1:CE:101:LEU:O	1:CE:105:VAL:HG23	2.10	0.52
1:DD:99:SER:OG	1:DD:124:GLU:O	2.20	0.52
1:DU:118:GLN:HB2	1:DU:121:TYR:CZ	2.45	0.52
1:AL:119:ASP:O	1:DX:8:LYS:HB2	2.08	0.52
1:EA:118:GLN:HB2	1:EA:121:TYR:CZ	2.45	0.52
1:ED:101:LEU:O	1:ED:105:VAL:HG23	2.10	0.52
1:ED:118:GLN:HB2	1:ED:121:TYR:CZ	2.45	0.52
1:ES:118:GLN:HB2	1:ES:121:TYR:CZ	2.45	0.52
1:FI:65:THR:HG22	1:FI:67:SER:H	1.74	0.52
1:FO:65:THR:HG22	1:FO:67:SER:H	1.74	0.52
1:CE:57:LYS:NZ	1:FQ:92:GLU:OE2	2.38	0.52
1:FZ:118:GLN:HB2	1:FZ:121:TYR:CZ	2.45	0.52
1:GU:101:LEU:O	1:GU:105:VAL:HG23	2.10	0.52
1:GU:118:GLN:HB2	1:GU:121:TYR:CZ	2.45	0.52
1:GX:118:GLN:HB2	1:GX:121:TYR:CZ	2.45	0.52
1:HC:10:ARG:NH2	1:HZ:15:ASP:OD1	2.43	0.52
1:HG:118:GLN:HB2	1:HG:121:TYR:CZ	2.45	0.52
1:HK:16:SER:HA	1:HK:35:VAL:HG12	1.90	0.52
1:HT:38:LEU:HB2	1:MB:10:ARG:HH11	1.75	0.52
1:IB:101:LEU:O	1:IB:105:VAL:HG23	2.10	0.52
1:IF:65:THR:HG22	1:IF:67:SER:H	1.75	0.52
1:II:65:THR:HG22	1:II:67:SER:H	1.74	0.52
1:IK:118:GLN:HB2	1:IK:121:TYR:CZ	2.45	0.52
1:IR:65:THR:HG22	1:IR:67:SER:H	1.74	0.52
1:IU:65:THR:HG22	1:IU:67:SER:H	1.75	0.52
1:JO:101:LEU:O	1:JO:105:VAL:HG23	2.10	0.52
1:KQ:65:THR:HG22	1:KQ:67:SER:H	1.75	0.52
1:LB:101:LEU:O	1:LB:105:VAL:HG23	2.10	0.52
1:LB:118:GLN:HB2	1:LB:121:TYR:CZ	2.45	0.52
1:LL:16:SER:HA	1:LL:35:VAL:HG12	1.90	0.52
1:LQ:118:GLN:HB2	1:LQ:121:TYR:CZ	2.45	0.52
1:MC:101:LEU:O	1:MC:105:VAL:HG23	2.10	0.52
1:MG:16:SER:HA	1:MG:35:VAL:HG12	1.90	0.52
1:MM:65:THR:HG22	1:MM:67:SER:H	1.74	0.52
1:MP:65:THR:HG22	1:MP:67:SER:H	1.74	0.52
1:NV:118:GLN:HB2	1:NV:121:TYR:CZ	2.45	0.52
1:AC:101:LEU:O	1:AC:105:VAL:HG23	2.10	0.52
1:AR:101:LEU:O	1:AR:105:VAL:HG23	2.10	0.52
1:AR:65:THR:HG22	1:AR:67:SER:H	1.73	0.52
1:AS:15:ASP:OD1	1:FA:10:ARG:NH2	2.43	0.52

Continued on next page...

Continued from previous page...

Atom-1	Atom-2	Interatomic distance (Å)	Clash overlap (Å)
1:BD:118:GLN:HB2	1:BD:121:TYR:CZ	2.45	0.52
1:BT:65:THR:HG22	1:BT:67:SER:H	1.74	0.52
1:DI:101:LEU:O	1:DI:105:VAL:HG23	2.10	0.52
1:DL:101:LEU:O	1:DL:105:VAL:HG23	2.10	0.52
1:DR:101:LEU:O	1:DR:105:VAL:HG23	2.10	0.52
1:DU:101:LEU:O	1:DU:105:VAL:HG23	2.10	0.52
1:DZ:10:ARG:NH2	1:FX:15:ASP:OD1	2.43	0.52
1:EE:16:SER:HA	1:EE:35:VAL:HG12	1.90	0.52
1:ET:99:SER:OG	1:ET:124:GLU:O	2.20	0.52
1:EY:118:GLN:HB2	1:EY:121:TYR:CZ	2.45	0.52
1:FH:101:LEU:O	1:FH:105:VAL:HG23	2.10	0.52
1:GO:118:GLN:HB2	1:GO:121:TYR:CZ	2.45	0.52
1:GR:118:GLN:HB2	1:GR:121:TYR:CZ	2.45	0.52
1:DQ:38:LEU:HD22	1:GX:10:ARG:HH21	1.74	0.52
1:HP:118:GLN:HB2	1:HP:121:TYR:CZ	2.45	0.52
1:JO:10:ARG:HH21	1:KI:38:LEU:HD22	1.75	0.52
1:JR:101:LEU:O	1:JR:105:VAL:HG23	2.10	0.52
1:JX:118:GLN:HB2	1:JX:121:TYR:CZ	2.45	0.52
1:KG:118:GLN:HB2	1:KG:121:TYR:CZ	2.45	0.52
1:JM:38:LEU:HB2	1:KI:10:ARG:NH1	2.25	0.52
1:KY:101:LEU:O	1:KY:105:VAL:HG23	2.10	0.52
1:LE:118:GLN:HB2	1:LE:121:TYR:CZ	2.45	0.52
1:HV:80:SER:HB2	1:LH:74:VAL:HG22	1.92	0.52
1:LR:16:SER:HA	1:LR:35:VAL:HG12	1.90	0.52
1:LW:101:LEU:O	1:LW:105:VAL:HG23	2.10	0.52
1:LW:118:GLN:HB2	1:LW:121:TYR:CZ	2.45	0.52
1:IT:90:ARG:NH2	1:MF:113:TYR:CG	2.78	0.52
1:ND:101:LEU:O	1:ND:105:VAL:HG23	2.10	0.52
1:NG:101:LEU:O	1:NG:105:VAL:HG23	2.10	0.52
1:NM:118:GLN:HB2	1:NM:121:TYR:CZ	2.45	0.52
1:NN:65:THR:HG22	1:NN:67:SER:H	1.75	0.52
1:NS:118:GLN:HB2	1:NS:121:TYR:CZ	2.45	0.52
1:AD:65:THR:HG22	1:AD:67:SER:H	1.74	0.52
1:BH:65:THR:HG22	1:BH:67:SER:H	1.74	0.52
1:BV:101:LEU:O	1:BV:105:VAL:HG23	2.10	0.52
1:CB:101:LEU:O	1:CB:105:VAL:HG23	2.10	0.52
1:CN:101:LEU:O	1:CN:105:VAL:HG23	2.10	0.52
1:CW:101:LEU:O	1:CW:105:VAL:HG23	2.10	0.52
1:CW:118:GLN:HB2	1:CW:121:TYR:CZ	2.45	0.52
1:CZ:118:GLN:HB2	1:CZ:121:TYR:CZ	2.45	0.52
1:DF:118:GLN:HB2	1:DF:121:TYR:CZ	2.45	0.52

Continued on next page...

Continued from previous page...

Atom-1	Atom-2	Interatomic distance (Å)	Clash overlap (Å)
1:ES:101:LEU:O	1:ES:105:VAL:HG23	2.10	0.52
1:FL:65:THR:HG22	1:FL:67:SER:H	1.75	0.52
1:FZ:101:LEU:O	1:FZ:105:VAL:HG23	2.10	0.52
1:GC:118:GLN:HB2	1:GC:121:TYR:CZ	2.45	0.52
1:GF:101:LEU:O	1:GF:105:VAL:HG23	2.10	0.52
1:HA:10:ARG:HH21	1:MW:38:LEU:HD22	1.73	0.52
1:HB:65:THR:HG22	1:HB:67:SER:H	1.74	0.52
1:HP:104:GLU:OE1	1:LB:53:ARG:NH1	2.25	0.52
1:IZ:118:GLN:HB2	1:IZ:121:TYR:CZ	2.45	0.52
1:JF:101:LEU:O	1:JF:105:VAL:HG23	2.10	0.52
1:JL:101:LEU:O	1:JL:105:VAL:HG23	2.10	0.52
1:JO:118:GLN:HB2	1:JO:121:TYR:CZ	2.45	0.52
1:KR:10:ARG:NH2	1:NN:15:ASP:OD1	2.42	0.52
1:HX:10:ARG:NH2	1:LF:15:ASP:OD1	2.43	0.52
1:LH:118:GLN:HB2	1:LH:121:TYR:CZ	2.45	0.52
1:LQ:101:LEU:O	1:LQ:105:VAL:HG23	2.10	0.52
1:MO:65:THR:HG22	1:MO:67:SER:H	1.73	0.52
1:JI:8:LYS:HB2	1:MU:119:ASP:O	2.09	0.52
1:AO:101:LEU:O	1:AO:105:VAL:HG23	2.10	0.52
1:AY:65:THR:HG22	1:AY:67:SER:H	1.74	0.52
1:BD:101:LEU:O	1:BD:105:VAL:HG23	2.10	0.52
1:BV:118:GLN:HB2	1:BV:121:TYR:CZ	2.45	0.52
1:CO:99:SER:OG	1:CO:124:GLU:O	2.20	0.52
1:CT:57:LYS:HZ3	1:GF:92:GLU:CD	2.11	0.52
1:EV:101:LEU:O	1:EV:105:VAL:HG23	2.10	0.52
1:FB:101:LEU:O	1:FB:105:VAL:HG23	2.10	0.52
1:FE:101:LEU:O	1:FE:105:VAL:HG23	2.10	0.52
1:FN:101:LEU:O	1:FN:105:VAL:HG23	2.10	0.52
1:FR:99:SER:OG	1:FR:124:GLU:O	2.20	0.52
1:GI:118:GLN:HB2	1:GI:121:TYR:CZ	2.45	0.52
1:GL:118:GLN:HB2	1:GL:121:TYR:CZ	2.45	0.52
1:GO:101:LEU:O	1:GO:105:VAL:HG23	2.10	0.52
1:HD:118:GLN:HB2	1:HD:121:TYR:CZ	2.45	0.52
1:HE:65:THR:HG22	1:HE:67:SER:H	1.75	0.52
1:HO:39:PRO:HB2	1:HO:47:GLY:HA3	1.92	0.52
1:HS:118:GLN:HB2	1:HS:121:TYR:CZ	2.45	0.52
1:JF:118:GLN:HB2	1:JF:121:TYR:CZ	2.45	0.52
1:JL:118:GLN:HB2	1:JL:121:TYR:CZ	2.45	0.52
1:KR:39:PRO:HB2	1:KR:47:GLY:HA3	1.92	0.52
1:IP:10:ARG:NH1	1:KZ:38:LEU:HB2	2.25	0.52
1:LE:101:LEU:O	1:LE:105:VAL:HG23	2.10	0.52

Continued on next page...

Continued from previous page...

Atom-1	Atom-2	Interatomic distance (Å)	Clash overlap (Å)
1:MF:118:GLN:HB2	1:MF:121:TYR:CZ	2.45	0.52
1:ML:118:GLN:HB2	1:ML:121:TYR:CZ	2.45	0.52
1:NT:99:SER:OG	1:NT:124:GLU:O	2.20	0.52
1:BA:118:GLN:HB2	1:BA:121:TYR:CZ	2.45	0.52
1:BL:39:PRO:HB2	1:BL:47:GLY:HA3	1.93	0.52
1:BM:118:GLN:HB2	1:BM:121:TYR:CZ	2.45	0.52
1:BW:65:THR:HG22	1:BW:67:SER:H	1.74	0.52
1:BY:101:LEU:O	1:BY:105:VAL:HG23	2.10	0.52
1:CC:38:LEU:HB2	1:CS:10:ARG:NH1	2.24	0.52
1:CE:118:GLN:HB2	1:CE:121:TYR:CZ	2.45	0.52
1:CH:101:LEU:O	1:CH:105:VAL:HG23	2.10	0.52
1:CI:21:LEU:HB3	1:CI:22:PRO:HD2	1.92	0.52
1:CI:65:THR:HG22	1:CI:67:SER:H	1.75	0.52
1:DV:65:THR:HG22	1:DV:67:SER:H	1.74	0.52
1:DZ:39:PRO:HB2	1:DZ:47:GLY:HA3	1.92	0.52
1:EK:113:TYR:O	1:ES:26:VAL:HG21	2.09	0.52
1:EP:101:LEU:O	1:EP:105:VAL:HG23	2.10	0.52
1:ET:21:LEU:HB3	1:ET:22:PRO:HD2	1.92	0.52
1:EV:118:GLN:HB2	1:EV:121:TYR:CZ	2.45	0.52
1:FG:39:PRO:HB2	1:FG:47:GLY:HA3	1.92	0.52
1:FK:65:THR:HG22	1:FK:67:SER:H	1.73	0.52
1:FN:118:GLN:HB2	1:FN:121:TYR:CZ	2.45	0.52
1:FR:65:THR:HG22	1:FR:67:SER:H	1.75	0.52
1:HA:101:LEU:O	1:HA:105:VAL:HG23	2.10	0.52
1:HB:21:LEU:HB3	1:HB:22:PRO:HD2	1.92	0.52
1:HD:101:LEU:O	1:HD:105:VAL:HG23	2.10	0.52
1:HM:118:GLN:HB2	1:HM:121:TYR:CZ	2.45	0.52
1:HV:101:LEU:O	1:HV:105:VAL:HG23	2.10	0.52
1:IH:118:GLN:HB2	1:IH:121:TYR:CZ	2.45	0.52
1:IM:10:ARG:HH11	1:KW:38:LEU:HD22	1.73	0.52
1:IN:101:LEU:O	1:IN:105:VAL:HG23	2.10	0.52
1:IW:118:GLN:HB2	1:IW:121:TYR:CZ	2.45	0.52
1:IX:65:THR:HG22	1:IX:67:SER:H	1.74	0.52
1:JM:65:THR:HG22	1:JM:67:SER:H	1.74	0.52
1:JR:118:GLN:HB2	1:JR:121:TYR:CZ	2.45	0.52
1:JZ:39:PRO:HB2	1:JZ:47:GLY:HA3	1.92	0.52
1:KA:113:TYR:CD1	1:NM:90:ARG:NH2	2.78	0.52
1:KJ:118:GLN:HB2	1:KJ:121:TYR:CZ	2.45	0.52
1:KS:118:GLN:HB2	1:KS:121:TYR:CZ	2.45	0.52
1:LL:99:SER:OG	1:LL:124:GLU:O	2.20	0.52
1:LN:118:GLN:HB2	1:LN:121:TYR:CZ	2.45	0.52

Continued on next page...

Continued from previous page...

Atom-1	Atom-2	Interatomic distance (Å)	Clash overlap (Å)
1:LS:38:LEU:HD22	1:MF:10:ARG:HH21	1.76	0.52
1:LX:21:LEU:HB3	1:LX:22:PRO:HD2	1.93	0.52
1:LZ:101:LEU:O	1:LZ:105:VAL:HG23	2.10	0.52
1:MH:39:PRO:HB2	1:MH:47:GLY:HA3	1.92	0.52
1:MQ:39:PRO:HB2	1:MQ:47:GLY:HA3	1.92	0.52
1:NA:101:LEU:O	1:NA:105:VAL:HG23	2.10	0.52
1:NE:21:LEU:HB3	1:NE:22:PRO:HD2	1.92	0.52
1:NF:39:PRO:HB2	1:NF:47:GLY:HA3	1.93	0.52
1:KJ:4:ILE:HG13	1:NV:125:ASP:HB2	1.92	0.52
1:AL:118:GLN:HB2	1:AL:121:TYR:CZ	2.45	0.51
1:BZ:21:LEU:HB3	1:BZ:22:PRO:HD2	1.92	0.51
1:CC:65:THR:HG22	1:CC:67:SER:H	1.74	0.51
1:CK:118:GLN:HB2	1:CK:121:TYR:CZ	2.45	0.51
1:CN:116:TYR:CD1	1:FX:9:LEU:HA	2.45	0.51
1:CN:92:GLU:OE2	1:FZ:57:LYS:NZ	2.42	0.51
1:CU:21:LEU:HB3	1:CU:22:PRO:HD2	1.92	0.51
1:CX:65:THR:HG22	1:CX:67:SER:H	1.75	0.51
1:DI:118:GLN:HB2	1:DI:121:TYR:CZ	2.45	0.51
1:EE:65:THR:HG22	1:EE:67:SER:H	1.75	0.51
1:EG:101:LEU:O	1:EG:105:VAL:HG23	2.10	0.51
1:EN:21:LEU:HB3	1:EN:22:PRO:HD2	1.93	0.51
1:EQ:21:LEU:HB3	1:EQ:22:PRO:HD2	1.92	0.51
1:ET:65:THR:HG22	1:ET:67:SER:H	1.75	0.51
1:FA:39:PRO:HB2	1:FA:47:GLY:HA3	1.92	0.51
1:FC:21:LEU:HB3	1:FC:22:PRO:HD2	1.93	0.51
1:FY:39:PRO:HB2	1:FY:47:GLY:HA3	1.92	0.51
1:GF:118:GLN:HB2	1:GF:121:TYR:CZ	2.45	0.51
1:GM:65:THR:HG22	1:GM:67:SER:H	1.74	0.51
1:HG:10:ARG:HH21	1:NC:38:LEU:HD22	1.75	0.51
1:ID:39:PRO:HB2	1:ID:47:GLY:HA3	1.92	0.51
1:IE:118:GLN:HB2	1:IE:121:TYR:CZ	2.45	0.51
1:II:21:LEU:HB3	1:II:22:PRO:HD2	1.92	0.51
1:JA:99:SER:OG	1:JA:124:GLU:O	2.20	0.51
1:JA:21:LEU:HB3	1:JA:22:PRO:HD2	1.92	0.51
1:JH:39:PRO:HB2	1:JH:47:GLY:HA3	1.93	0.51
1:JS:65:THR:HG22	1:JS:67:SER:H	1.74	0.51
1:KA:101:LEU:O	1:KA:105:VAL:HG23	2.10	0.51
1:KH:65:THR:HG22	1:KH:67:SER:H	1.74	0.51
1:IN:112:ALA:O	1:LZ:49:VAL:HG11	2.10	0.51
1:MW:39:PRO:HB2	1:MW:47:GLY:HA3	1.92	0.51
1:MX:118:GLN:HB2	1:MX:121:TYR:CZ	2.45	0.51

Continued on next page...

Continued from previous page...

Atom-1	Atom-2	Interatomic distance (Å)	Clash overlap (Å)
1:NK:21:LEU:HB3	1:NK:22:PRO:HD2	1.93	0.51
1:NP:101:LEU:O	1:NP:105:VAL:HG23	2.10	0.51
1:AC:118:GLN:HB2	1:AC:121:TYR:CZ	2.45	0.51
1:AF:118:GLN:HB2	1:AF:121:TYR:CZ	2.45	0.51
1:AU:118:GLN:HB2	1:AU:121:TYR:CZ	2.45	0.51
1:BB:21:LEU:HB3	1:BB:22:PRO:HD2	1.93	0.51
1:BE:21:LEU:HB3	1:BE:22:PRO:HD2	1.93	0.51
1:BL:10:ARG:NH2	1:DV:15:ASP:OD1	2.44	0.51
1:BP:118:GLN:HB2	1:BP:121:TYR:CZ	2.45	0.51
1:BP:129:THR:O	1:FB:106:LYS:NZ	2.42	0.51
1:BU:39:PRO:HB2	1:BU:47:GLY:HA3	1.92	0.51
1:CJ:39:PRO:HB2	1:CJ:47:GLY:HA3	1.92	0.51
1:CS:39:PRO:HB2	1:CS:47:GLY:HA3	1.92	0.51
1:CY:39:PRO:HB2	1:CY:47:GLY:HA3	1.93	0.51
1:DC:57:LYS:HZ3	1:GO:92:GLU:CD	2.13	0.51
1:DQ:39:PRO:HB2	1:DQ:47:GLY:HA3	1.93	0.51
1:EA:101:LEU:O	1:EA:105:VAL:HG23	2.10	0.51
1:EP:118:GLN:HB2	1:EP:121:TYR:CZ	2.45	0.51
1:FJ:39:PRO:HB2	1:FJ:47:GLY:HA3	1.93	0.51
1:FK:101:LEU:O	1:FK:105:VAL:HG23	2.10	0.51
1:FK:118:GLN:HB2	1:FK:121:TYR:CZ	2.45	0.51
1:GQ:39:PRO:HB2	1:GQ:47:GLY:HA3	1.92	0.51
1:GY:65:THR:HG22	1:GY:67:SER:H	1.74	0.51
1:HD:129:THR:C	1:KP:106:LYS:HZ2	2.13	0.51
1:HK:65:THR:HG22	1:HK:67:SER:H	1.75	0.51
1:HR:39:PRO:HB2	1:HR:47:GLY:HA3	1.92	0.51
1:IL:21:LEU:HB3	1:IL:22:PRO:HD2	1.93	0.51
1:IQ:80:SER:HB2	1:MC:74:VAL:HG22	1.92	0.51
1:IR:99:SER:OG	1:IR:124:GLU:O	2.20	0.51
1:IV:39:PRO:HB2	1:IV:47:GLY:HA3	1.92	0.51
1:JC:118:GLN:HB2	1:JC:121:TYR:CZ	2.45	0.51
1:JI:65:THR:HG22	1:JI:67:SER:H	1.73	0.51
1:JP:21:LEU:HB3	1:JP:22:PRO:HD2	1.93	0.51
1:JQ:39:PRO:HB2	1:JQ:47:GLY:HA3	1.93	0.51
1:JX:57:LYS:HZ3	1:NJ:92:GLU:CD	2.13	0.51
1:KC:39:PRO:HB2	1:KC:47:GLY:HA3	1.92	0.51
1:KG:101:LEU:O	1:KG:105:VAL:HG23	2.10	0.51
1:KG:8:LYS:HB2	1:NS:119:ASP:O	2.10	0.51
1:KM:118:GLN:HB2	1:KM:121:TYR:CZ	2.45	0.51
1:KP:118:GLN:HB2	1:KP:121:TYR:CZ	2.45	0.51
1:KQ:16:SER:HA	1:KQ:35:VAL:HG12	1.90	0.51

Continued on next page...

Continued from previous page...

Atom-1	Atom-2	Interatomic distance (Å)	Clash overlap (Å)
1:KU:39:PRO:HB2	1:KU:47:GLY:HA3	1.92	0.51
1:LM:39:PRO:HB2	1:LM:47:GLY:HA3	1.93	0.51
1:MA:65:THR:HG22	1:MA:67:SER:H	1.74	0.51
1:MJ:99:SER:OG	1:MJ:124:GLU:O	2.20	0.51
1:ML:101:LEU:O	1:ML:105:VAL:HG23	2.10	0.51
1:MO:118:GLN:HB2	1:MO:121:TYR:CZ	2.45	0.51
1:MR:118:GLN:HB2	1:MR:121:TYR:CZ	2.45	0.51
1:NJ:118:GLN:HB2	1:NJ:121:TYR:CZ	2.45	0.51
1:AI:101:LEU:O	1:AI:105:VAL:HG23	2.10	0.51
1:AP:65:THR:HG22	1:AP:67:SER:H	1.74	0.51
1:BO:39:PRO:HB2	1:BO:47:GLY:HA3	1.92	0.51
1:BQ:21:LEU:HB3	1:BQ:22:PRO:HD2	1.93	0.51
1:BR:39:PRO:HB2	1:BR:47:GLY:HA3	1.92	0.51
1:BX:39:PRO:HB2	1:BX:47:GLY:HA3	1.92	0.51
1:CI:16:SER:HA	1:CI:35:VAL:HG12	1.90	0.51
1:CN:112:ALA:O	1:FZ:49:VAL:CG1	2.55	0.51
1:CQ:101:LEU:O	1:CQ:105:VAL:HG23	2.10	0.51
1:DF:101:LEU:O	1:DF:105:VAL:HG23	2.10	0.51
1:DS:21:LEU:HB3	1:DS:22:PRO:HD2	1.92	0.51
1:AI:92:GLU:CD	1:DU:57:LYS:HZ3	2.13	0.51
1:DV:21:LEU:HB3	1:DV:22:PRO:HD2	1.93	0.51
1:EF:39:PRO:HB2	1:EF:47:GLY:HA3	1.92	0.51
1:EI:39:PRO:HB2	1:EI:47:GLY:HA3	1.92	0.51
1:EM:118:GLN:HB2	1:EM:121:TYR:CZ	2.45	0.51
1:ER:39:PRO:HB2	1:ER:47:GLY:HA3	1.93	0.51
1:FL:99:SER:OG	1:FL:124:GLU:O	2.20	0.51
1:FO:21:LEU:HB3	1:FO:22:PRO:HD2	1.93	0.51
1:FQ:101:LEU:O	1:FQ:105:VAL:HG23	2.10	0.51
1:GG:21:LEU:HB3	1:GG:22:PRO:HD2	1.93	0.51
1:GP:21:LEU:HB3	1:GP:22:PRO:HD2	1.93	0.51
1:GP:65:THR:HG22	1:GP:67:SER:H	1.74	0.51
1:GW:39:PRO:HB2	1:GW:47:GLY:HA3	1.92	0.51
1:HT:38:LEU:HB2	1:MB:10:ARG:NH1	2.26	0.51
1:HW:21:LEU:HB3	1:HW:22:PRO:HD2	1.93	0.51
1:HW:65:THR:HG22	1:HW:67:SER:H	1.75	0.51
1:HZ:21:LEU:HB3	1:HZ:22:PRO:HD2	1.93	0.51
1:IC:65:THR:HG22	1:IC:67:SER:H	1.75	0.51
1:IH:57:LYS:HZ3	1:LT:92:GLU:CD	2.14	0.51
1:IM:39:PRO:HB2	1:IM:47:GLY:HA3	1.92	0.51
1:IQ:101:LEU:O	1:IQ:105:VAL:HG23	2.10	0.51
1:JM:21:LEU:HB3	1:JM:22:PRO:HD2	1.92	0.51

Continued on next page...

Continued from previous page...

Atom-1	Atom-2	Interatomic distance (Å)	Clash overlap (Å)
1:JS:21:LEU:HB3	1:JS:22:PRO:HD2	1.92	0.51
1:IY:10:ARG:NH1	1:KQ:38:LEU:HB2	2.25	0.51
1:LF:21:LEU:HB3	1:LF:22:PRO:HD2	1.93	0.51
1:LL:21:LEU:HB3	1:LL:22:PRO:HD2	1.93	0.51
1:LV:39:PRO:HB2	1:LV:47:GLY:HA3	1.92	0.51
1:MC:118:GLN:HB2	1:MC:121:TYR:CZ	2.45	0.51
1:MJ:21:LEU:HB3	1:MJ:22:PRO:HD2	1.93	0.51
1:NQ:65:THR:HG22	1:NQ:67:SER:H	1.74	0.51
1:NR:39:PRO:HB2	1:NR:47:GLY:HA3	1.92	0.51
1:NT:21:LEU:HB3	1:NT:22:PRO:HD2	1.93	0.51
1:AI:118:GLN:HB2	1:AI:121:TYR:CZ	2.45	0.51
1:AX:118:GLN:HB2	1:AX:121:TYR:CZ	2.45	0.51
1:AY:21:LEU:HB3	1:AY:22:PRO:HD2	1.92	0.51
1:BK:65:THR:HG22	1:BK:67:SER:H	1.75	0.51
1:BN:65:THR:HG22	1:BN:67:SER:H	1.75	0.51
1:CC:21:LEU:HB3	1:CC:22:PRO:HD2	1.93	0.51
1:CO:21:LEU:HB3	1:CO:22:PRO:HD2	1.93	0.51
1:CQ:119:ASP:O	1:GC:8:LYS:HB2	2.10	0.51
1:CQ:118:GLN:HB2	1:CQ:121:TYR:CZ	2.45	0.51
1:DH:39:PRO:HB2	1:DH:47:GLY:HA3	1.92	0.51
1:DO:118:GLN:HB2	1:DO:121:TYR:CZ	2.45	0.51
1:EB:21:LEU:HB3	1:EB:22:PRO:HD2	1.93	0.51
1:EC:39:PRO:HB2	1:EC:47:GLY:HA3	1.92	0.51
1:EJ:118:GLN:HB2	1:EJ:121:TYR:CZ	2.45	0.51
1:EL:38:LEU:HD22	1:ES:10:ARG:HH21	1.75	0.51
1:EW:38:LEU:HB2	1:FJ:10:ARG:NH1	2.26	0.51
1:EY:101:LEU:O	1:EY:105:VAL:HG23	2.10	0.51
1:FL:21:LEU:HB3	1:FL:22:PRO:HD2	1.93	0.51
1:FR:21:LEU:HB3	1:FR:22:PRO:HD2	1.93	0.51
1:GC:101:LEU:O	1:GC:105:VAL:HG23	2.10	0.51
1:GI:101:LEU:O	1:GI:105:VAL:HG23	2.10	0.51
1:GM:21:LEU:HB3	1:GM:22:PRO:HD2	1.93	0.51
1:GN:39:PRO:HB2	1:GN:47:GLY:HA3	1.92	0.51
1:HI:39:PRO:HB2	1:HI:47:GLY:HA3	1.92	0.51
1:HL:39:PRO:HB2	1:HL:47:GLY:HA3	1.92	0.51
1:HT:21:LEU:HB3	1:HT:22:PRO:HD2	1.92	0.51
1:II:99:SER:OG	1:II:124:GLU:O	2.20	0.51
1:IO:21:LEU:HB3	1:IO:22:PRO:HD2	1.93	0.51
1:IR:21:LEU:HB3	1:IR:22:PRO:HD2	1.93	0.51
1:JP:65:THR:HG22	1:JP:67:SER:H	1.75	0.51
1:KS:101:LEU:O	1:KS:105:VAL:HG23	2.10	0.51

Continued on next page...

Continued from previous page...

Atom-1	Atom-2	Interatomic distance (Å)	Clash overlap (Å)
1:KT:65:THR:HG22	1:KT:67:SER:H	1.74	0.51
1:LU:38:LEU:HB2	1:MH:10:ARG:NH1	2.25	0.51
1:MF:101:LEU:O	1:MF:105:VAL:HG23	2.10	0.51
1:MK:39:PRO:HB2	1:MK:47:GLY:HA3	1.93	0.51
1:MT:39:PRO:HB2	1:MT:47:GLY:HA3	1.93	0.51
1:NH:21:LEU:HB3	1:NH:22:PRO:HD2	1.93	0.51
1:NL:39:PRO:HB2	1:NL:47:GLY:HA3	1.92	0.51
1:NQ:21:LEU:HB3	1:NQ:22:PRO:HD2	1.93	0.51
1:AD:99:SER:OG	1:AD:124:GLU:O	2.20	0.51
1:AR:118:GLN:HB2	1:AR:121:TYR:CZ	2.45	0.51
1:CA:39:PRO:HB2	1:CA:47:GLY:HA3	1.92	0.51
1:CD:39:PRO:HB2	1:CD:47:GLY:HA3	1.92	0.51
1:CX:99:SER:OG	1:CX:124:GLU:O	2.20	0.51
1:DD:21:LEU:HB3	1:DD:22:PRO:HD2	1.92	0.51
1:DM:21:LEU:HB3	1:DM:22:PRO:HD2	1.93	0.51
1:FD:39:PRO:HB2	1:FD:47:GLY:HA3	1.92	0.51
1:FH:118:GLN:HB2	1:FH:121:TYR:CZ	2.45	0.51
1:FT:101:LEU:O	1:FT:105:VAL:HG23	2.10	0.51
1:GK:39:PRO:HB2	1:GK:47:GLY:HA3	1.92	0.51
1:GY:21:LEU:HB3	1:GY:22:PRO:HD2	1.93	0.51
1:HC:39:PRO:HB2	1:HC:47:GLY:HA3	1.93	0.51
1:HS:101:LEU:O	1:HS:105:VAL:HG23	2.10	0.51
1:HZ:65:THR:HG22	1:HZ:67:SER:H	1.74	0.51
1:IH:101:LEU:O	1:IH:105:VAL:HG23	2.10	0.51
1:JB:39:PRO:HB2	1:JB:47:GLY:HA3	1.92	0.51
1:JG:21:LEU:HB3	1:JG:22:PRO:HD2	1.93	0.51
1:JO:80:SER:HB2	1:NA:74:VAL:HG22	1.92	0.51
1:JT:39:PRO:HB2	1:JT:47:GLY:HA3	1.92	0.51
1:LC:65:THR:HG22	1:LC:67:SER:H	1.74	0.51
1:LR:65:THR:HG22	1:LR:67:SER:H	1.74	0.51
1:MA:21:LEU:HB3	1:MA:22:PRO:HD2	1.93	0.51
1:MN:39:PRO:HB2	1:MN:47:GLY:HA3	1.92	0.51
1:NC:39:PRO:HB2	1:NC:47:GLY:HA3	1.93	0.51
1:NI:39:PRO:HB2	1:NI:47:GLY:HA3	1.92	0.51
1:NN:21:LEU:HB3	1:NN:22:PRO:HD2	1.93	0.51
1:AK:39:PRO:HB2	1:AK:47:GLY:HA3	1.92	0.51
1:AU:101:LEU:O	1:AU:105:VAL:HG23	2.10	0.51
1:BH:21:LEU:HB3	1:BH:22:PRO:HD2	1.93	0.51
1:BI:39:PRO:HB2	1:BI:47:GLY:HA3	1.92	0.51
1:CF:21:LEU:HB3	1:CF:22:PRO:HD2	1.93	0.51
1:CT:118:GLN:HB2	1:CT:121:TYR:CZ	2.45	0.51

Continued on next page...

Continued from previous page...

Atom-1	Atom-2	Interatomic distance (Å)	Clash overlap (Å)
1:DG:21:LEU:HB3	1:DG:22:PRO:HD2	1.93	0.51
1:EH:65:THR:HG22	1:EH:67:SER:H	1.74	0.51
1:EK:21:LEU:HB3	1:EK:22:PRO:HD2	1.93	0.51
1:BG:49:VAL:HG11	1:ES:112:ALA:O	2.11	0.51
1:FM:39:PRO:HB2	1:FM:47:GLY:HA3	1.93	0.51
1:FX:65:THR:HG22	1:FX:67:SER:H	1.75	0.51
1:GT:39:PRO:HB2	1:GT:47:GLY:HA3	1.92	0.51
1:GV:21:LEU:HB3	1:GV:22:PRO:HD2	1.93	0.51
1:HE:21:LEU:HB3	1:HE:22:PRO:HD2	1.93	0.51
1:HH:65:THR:HG22	1:HH:67:SER:H	1.74	0.51
1:HU:39:PRO:HB2	1:HU:47:GLY:HA3	1.92	0.51
1:HV:118:GLN:HB2	1:HV:121:TYR:CZ	2.45	0.51
1:IG:39:PRO:HB2	1:IG:47:GLY:HA3	1.92	0.51
1:IP:39:PRO:HB2	1:IP:47:GLY:HA3	1.92	0.51
1:HL:38:LEU:CD2	1:IZ:10:ARG:HH21	2.23	0.51
1:JN:39:PRO:HB2	1:JN:47:GLY:HA3	1.93	0.51
1:KD:101:LEU:O	1:KD:105:VAL:HG23	2.10	0.51
1:LF:114:SER:HA	1:LN:26:VAL:HG21	1.93	0.51
1:LI:21:LEU:HB3	1:LI:22:PRO:HD2	1.93	0.51
1:LR:21:LEU:HB3	1:LR:22:PRO:HD2	1.92	0.51
1:LU:21:LEU:HB3	1:LU:22:PRO:HD2	1.93	0.51
1:IN:49:VAL:HG11	1:LZ:112:ALA:O	2.11	0.51
1:MD:21:LEU:HB3	1:MD:22:PRO:HD2	1.93	0.51
1:LW:10:ARG:HH21	1:MH:38:LEU:HD22	1.75	0.51
1:MP:21:LEU:HB3	1:MP:22:PRO:HD2	1.92	0.51
1:NB:21:LEU:HB3	1:NB:22:PRO:HD2	1.93	0.51
1:ND:118:GLN:HB2	1:ND:121:TYR:CZ	2.45	0.51
1:AC:4:ILE:HG13	1:DO:125:ASP:HB2	1.90	0.51
1:AJ:65:THR:HG22	1:AJ:67:SER:H	1.75	0.51
1:AO:118:GLN:HB2	1:AO:121:TYR:CZ	2.45	0.51
1:AW:39:PRO:HB2	1:AW:47:GLY:HA3	1.92	0.51
1:BA:101:LEU:O	1:BA:105:VAL:HG23	2.10	0.51
1:BG:118:GLN:HB2	1:BG:121:TYR:CZ	2.45	0.51
1:BM:119:ASP:O	1:EY:8:LYS:HB2	2.11	0.51
1:DG:65:THR:HG22	1:DG:67:SER:H	1.74	0.51
1:DI:112:ALA:O	1:GU:49:VAL:HG11	2.10	0.51
1:DL:59:ILE:HD12	1:GX:89:ASP:OD2	2.10	0.51
1:DP:21:LEU:HB3	1:DP:22:PRO:HD2	1.93	0.51
1:DT:39:PRO:HB2	1:DT:47:GLY:HA3	1.92	0.51
1:DX:118:GLN:HB2	1:DX:121:TYR:CZ	2.45	0.51
1:DY:21:LEU:HB3	1:DY:22:PRO:HD2	1.93	0.51

Continued on next page...

Continued from previous page...

Atom-1	Atom-2	Interatomic distance (Å)	Clash overlap (Å)
1:EZ:21:LEU:HB3	1:EZ:22:PRO:HD2	1.93	0.51
1:GG:65:THR:HG22	1:GG:67:SER:H	1.74	0.51
1:HA:118:GLN:HB2	1:HA:121:TYR:CZ	2.45	0.51
1:HJ:118:GLN:HB2	1:HJ:121:TYR:CZ	2.45	0.51
1:HK:21:LEU:HB3	1:HK:22:PRO:HD2	1.92	0.51
1:KE:65:THR:HG22	1:KE:67:SER:H	1.74	0.51
1:KF:39:PRO:HB2	1:KF:47:GLY:HA3	1.93	0.51
1:KH:21:LEU:HB3	1:KH:22:PRO:HD2	1.93	0.51
1:KN:21:LEU:HB3	1:KN:22:PRO:HD2	1.92	0.51
1:KV:101:LEU:O	1:KV:105:VAL:HG23	2.10	0.51
1:LD:39:PRO:HB2	1:LD:47:GLY:HA3	1.92	0.51
1:LP:39:PRO:HB2	1:LP:47:GLY:HA3	1.92	0.51
1:LY:39:PRO:HB2	1:LY:47:GLY:HA3	1.93	0.51
1:MM:21:LEU:HB3	1:MM:22:PRO:HD2	1.93	0.51
1:MY:65:THR:HG22	1:MY:67:SER:H	1.74	0.51
1:AG:21:LEU:HB3	1:AG:22:PRO:HD2	1.92	0.51
1:AM:65:THR:HG22	1:AM:67:SER:H	1.74	0.51
1:AV:65:THR:HG22	1:AV:67:SER:H	1.74	0.51
1:BY:118:GLN:HB2	1:BY:121:TYR:CZ	2.45	0.51
1:CU:38:LEU:HB2	1:GN:10:ARG:NH1	2.25	0.51
1:CV:39:PRO:HB2	1:CV:47:GLY:HA3	1.92	0.51
1:DC:119:ASP:O	1:GO:8:LYS:HB2	2.10	0.51
1:DD:65:THR:HG22	1:DD:67:SER:H	1.74	0.51
1:DU:103:GLU:HA	1:DU:106:LYS:HD3	1.93	0.51
1:EB:65:THR:HG22	1:EB:67:SER:H	1.74	0.51
1:EP:103:GLU:HA	1:EP:106:LYS:HD3	1.93	0.51
1:FE:118:GLN:HB2	1:FE:121:TYR:CZ	2.45	0.51
1:AP:38:LEU:HB2	1:FV:10:ARG:NH1	2.26	0.51
1:FX:21:LEU:HB3	1:FX:22:PRO:HD2	1.93	0.51
1:GH:39:PRO:HB2	1:GH:47:GLY:HA3	1.93	0.51
1:GI:103:GLU:HA	1:GI:106:LYS:HD3	1.93	0.51
1:HG:101:LEU:O	1:HG:105:VAL:HG23	2.10	0.51
1:HN:21:LEU:HB3	1:HN:22:PRO:HD2	1.93	0.51
1:HX:39:PRO:HB2	1:HX:47:GLY:HA3	1.93	0.51
1:IL:65:THR:HG22	1:IL:67:SER:H	1.74	0.51
1:JP:99:SER:OG	1:JP:124:GLU:O	2.20	0.51
1:HA:125:ASP:HB2	1:KM:4:ILE:CG1	2.41	0.51
1:KT:21:LEU:HB3	1:KT:22:PRO:HD2	1.92	0.51
1:KZ:21:LEU:HB3	1:KZ:22:PRO:HD2	1.92	0.51
1:LN:101:LEU:O	1:LN:105:VAL:HG23	2.10	0.51
1:LQ:103:GLU:HA	1:LQ:106:LYS:HD3	1.93	0.51

Continued on next page...

Continued from previous page...

Atom-1	Atom-2	Interatomic distance (Å)	Clash overlap (Å)
1:NJ:101:LEU:O	1:NJ:105:VAL:HG23	2.10	0.51
1:NM:101:LEU:O	1:NM:105:VAL:HG23	2.10	0.51
1:AE:10:ARG:HH11	1:BB:38:LEU:CD2	2.23	0.51
1:AH:39:PRO:HB2	1:AH:47:GLY:HA3	1.92	0.51
1:AV:21:LEU:HB3	1:AV:22:PRO:HD2	1.93	0.51
1:BA:57:LYS:HZ1	1:EM:92:GLU:CD	2.14	0.51
1:BS:103:GLU:HA	1:BS:106:LYS:HD3	1.93	0.51
1:BZ:65:THR:HG22	1:BZ:67:SER:H	1.75	0.51
1:CO:83:VAL:HG11	1:DK:27:THR:HA	1.93	0.51
1:EG:118:GLN:HB2	1:EG:121:TYR:CZ	2.45	0.51
1:EQ:65:THR:HG22	1:EQ:67:SER:H	1.75	0.51
1:EX:39:PRO:HB2	1:EX:47:GLY:HA3	1.92	0.51
1:FI:21:LEU:HB3	1:FI:22:PRO:HD2	1.93	0.51
1:FU:65:THR:HG22	1:FU:67:SER:H	1.74	0.51
1:GA:21:LEU:HB3	1:GA:22:PRO:HD2	1.93	0.51
1:GA:65:THR:HG22	1:GA:67:SER:H	1.74	0.51
1:GJ:21:LEU:HB3	1:GJ:22:PRO:HD2	1.93	0.51
1:IE:103:GLU:HA	1:IE:106:LYS:HD3	1.93	0.51
1:IJ:39:PRO:HB2	1:IJ:47:GLY:HA3	1.93	0.51
1:IQ:8:LYS:HB2	1:MC:119:ASP:O	2.11	0.51
1:IT:118:GLN:HB2	1:IT:121:TYR:CZ	2.45	0.51
1:JD:21:LEU:HB3	1:JD:22:PRO:HD2	1.93	0.51
1:JI:103:GLU:HA	1:JI:106:LYS:HD3	1.93	0.51
1:JS:53:ARG:HH12	1:JS:79:THR:HG21	1.76	0.51
1:JX:101:LEU:O	1:JX:105:VAL:HG23	2.10	0.51
1:MS:21:LEU:HB3	1:MS:22:PRO:HD2	1.93	0.51
1:MY:21:LEU:HB3	1:MY:22:PRO:HD2	1.93	0.51
1:NP:118:GLN:HB2	1:NP:121:TYR:CZ	2.45	0.51
1:AS:53:ARG:HH12	1:AS:79:THR:HG21	1.76	0.51
1:AX:104:GLU:OE1	1:EJ:53:ARG:NH1	2.32	0.51
1:BN:21:LEU:HB3	1:BN:22:PRO:HD2	1.93	0.51
1:CG:39:PRO:HB2	1:CG:47:GLY:HA3	1.92	0.51
1:CI:53:ARG:HH12	1:CI:79:THR:HG21	1.76	0.51
1:CX:21:LEU:HB3	1:CX:22:PRO:HD2	1.92	0.51
1:EO:39:PRO:HB2	1:EO:47:GLY:HA3	1.93	0.51
1:EW:53:ARG:HH12	1:EW:79:THR:HG21	1.77	0.51
1:GM:53:ARG:HH12	1:GM:79:THR:HG21	1.76	0.51
1:HG:125:ASP:HB2	1:KS:4:ILE:HG13	1.92	0.51
1:HH:21:LEU:HB3	1:HH:22:PRO:HD2	1.93	0.51
1:IU:21:LEU:HB3	1:IU:22:PRO:HD2	1.93	0.51
1:IX:21:LEU:HB3	1:IX:22:PRO:HD2	1.93	0.51

Continued on next page...

Continued from previous page...

Atom-1	Atom-2	Interatomic distance (Å)	Clash overlap (Å)
1:IY:10:ARG:HH11	1:KQ:38:LEU:HB2	1.75	0.51
1:JD:99:SER:OG	1:JD:124:GLU:O	2.20	0.51
1:JJ:21:LEU:HB3	1:JJ:22:PRO:HD2	1.93	0.51
1:JU:103:GLU:HA	1:JU:106:LYS:HD3	1.93	0.51
1:JY:53:ARG:HH12	1:JY:79:THR:HG21	1.76	0.51
1:KK:21:LEU:HB3	1:KK:22:PRO:HD2	1.93	0.51
1:KR:10:ARG:HH11	1:NN:38:LEU:HD22	1.76	0.51
1:LC:21:LEU:HB3	1:LC:22:PRO:HD2	1.93	0.51
1:LF:53:ARG:HH12	1:LF:79:THR:HG21	1.76	0.51
1:LN:103:GLU:HA	1:LN:106:LYS:HD3	1.93	0.51
1:LT:118:GLN:HB2	1:LT:121:TYR:CZ	2.45	0.51
1:LX:65:THR:HG22	1:LX:67:SER:H	1.74	0.51
1:ML:103:GLU:HA	1:ML:106:LYS:HD3	1.93	0.51
1:JF:111:LEU:HD21	1:MR:34:ILE:HD11	1.93	0.51
1:AJ:21:LEU:HB3	1:AJ:22:PRO:HD2	1.93	0.50
1:AX:8:LYS:HB2	1:EJ:119:ASP:O	2.11	0.50
1:AY:53:ARG:HH12	1:AY:79:THR:HG21	1.76	0.50
1:BJ:118:GLN:HB2	1:BJ:121:TYR:CZ	2.45	0.50
1:BW:53:ARG:HH12	1:BW:79:THR:HG21	1.76	0.50
1:CB:59:ILE:HD12	1:FN:89:ASP:OD2	2.10	0.50
1:CE:103:GLU:HA	1:CE:106:LYS:HD3	1.93	0.50
1:CF:65:THR:HG22	1:CF:67:SER:H	1.75	0.50
1:CM:39:PRO:HB2	1:CM:47:GLY:HA3	1.92	0.50
1:CZ:103:GLU:HA	1:CZ:106:LYS:HD3	1.93	0.50
1:CZ:80:SER:HB2	1:GL:74:VAL:HG22	1.93	0.50
1:DO:103:GLU:HA	1:DO:106:LYS:HD3	1.93	0.50
1:EH:21:LEU:HB3	1:EH:22:PRO:HD2	1.93	0.50
1:EM:101:LEU:O	1:EM:105:VAL:HG23	2.10	0.50
1:BA:74:VAL:CG2	1:EM:80:SER:HB2	2.40	0.50
1:ET:53:ARG:HH12	1:ET:79:THR:HG21	1.76	0.50
1:FH:103:GLU:HA	1:FH:106:LYS:HD3	1.93	0.50
1:FU:21:LEU:HB3	1:FU:22:PRO:HD2	1.93	0.50
1:GE:39:PRO:HB2	1:GE:47:GLY:HA3	1.92	0.50
1:GQ:38:LEU:HG	1:GQ:39:PRO:HD2	1.94	0.50
1:GU:103:GLU:HA	1:GU:106:LYS:HD3	1.93	0.50
1:GV:65:THR:HG22	1:GV:67:SER:H	1.74	0.50
1:DL:53:ARG:NH1	1:GX:104:GLU:OE1	2.35	0.50
1:IA:39:PRO:HB2	1:IA:47:GLY:HA3	1.92	0.50
1:IG:10:ARG:NH1	1:IL:38:LEU:HB2	2.26	0.50
1:IU:53:ARG:HH12	1:IU:79:THR:HG21	1.76	0.50
1:IX:53:ARG:HH12	1:IX:79:THR:HG21	1.76	0.50

Continued on next page...

Continued from previous page...

Atom-1	Atom-2	Interatomic distance (Å)	Clash overlap (Å)
1:JC:103:GLU:HA	1:JC:106:LYS:HD3	1.93	0.50
1:JJ:99:SER:OG	1:JJ:124:GLU:O	2.20	0.50
1:JT:38:LEU:HG	1:JT:39:PRO:HD2	1.94	0.50
1:JX:103:GLU:HA	1:JX:106:LYS:HD3	1.93	0.50
1:IX:113:TYR:O	1:KS:26:VAL:HG21	2.12	0.50
1:KW:21:LEU:HB3	1:KW:22:PRO:HD2	1.93	0.50
1:LU:53:ARG:HH12	1:LU:79:THR:HG21	1.76	0.50
1:IW:112:ALA:O	1:MI:49:VAL:HG11	2.11	0.50
1:JE:38:LEU:HD22	1:NM:10:ARG:HH21	1.76	0.50
1:NU:39:PRO:HB2	1:NU:47:GLY:HA3	1.92	0.50
1:AE:38:LEU:HD22	1:BD:10:ARG:HE	1.76	0.50
1:BC:39:PRO:HB2	1:BC:47:GLY:HA3	1.93	0.50
1:BF:38:LEU:HG	1:BF:39:PRO:HD2	1.94	0.50
1:BV:103:GLU:HA	1:BV:106:LYS:HD3	1.93	0.50
1:CH:118:GLN:HB2	1:CH:121:TYR:CZ	2.45	0.50
1:CL:53:ARG:HH12	1:CL:79:THR:HG21	1.76	0.50
1:CN:103:GLU:HA	1:CN:106:LYS:HD3	1.93	0.50
1:CW:103:GLU:HA	1:CW:106:LYS:HD3	1.93	0.50
1:CY:38:LEU:HG	1:CY:39:PRO:HD2	1.94	0.50
1:DC:103:GLU:HA	1:DC:106:LYS:HD3	1.93	0.50
1:DH:38:LEU:HG	1:DH:39:PRO:HD2	1.94	0.50
1:AF:94:LEU:HD22	1:DR:101:LEU:HD22	1.92	0.50
1:FA:113:TYR:O	1:FM:26:VAL:HG21	2.11	0.50
1:FC:53:ARG:HH12	1:FC:79:THR:HG21	1.76	0.50
1:FN:103:GLU:HA	1:FN:106:LYS:HD3	1.93	0.50
1:CE:74:VAL:CG2	1:FQ:80:SER:HB2	2.41	0.50
1:GK:38:LEU:HG	1:GK:39:PRO:HD2	1.94	0.50
1:GS:53:ARG:HH12	1:GS:79:THR:HG21	1.77	0.50
1:GT:38:LEU:HG	1:GT:39:PRO:HD2	1.94	0.50
1:HH:53:ARG:HH12	1:HH:79:THR:HG21	1.76	0.50
1:HV:103:GLU:HA	1:HV:106:LYS:HD3	1.93	0.50
1:IF:53:ARG:HH12	1:IF:79:THR:HG21	1.76	0.50
1:IH:8:LYS:HB2	1:LT:119:ASP:O	2.11	0.50
1:IV:38:LEU:HG	1:IV:39:PRO:HD2	1.94	0.50
1:KB:21:LEU:HB3	1:KB:22:PRO:HD2	1.93	0.50
1:KB:53:ARG:HH12	1:KB:79:THR:HG21	1.76	0.50
1:JK:66:ALA:HB3	1:KF:66:ALA:HB1	1.93	0.50
1:KG:103:GLU:HA	1:KG:106:LYS:HD3	1.93	0.50
1:KX:38:LEU:HG	1:KX:39:PRO:HD2	1.94	0.50
1:LF:99:SER:OG	1:LF:124:GLU:O	2.20	0.50
1:LR:53:ARG:HH12	1:LR:79:THR:HG21	1.76	0.50

Continued on next page...

Continued from previous page...

Atom-1	Atom-2	Interatomic distance (Å)	Clash overlap (Å)
1:MC:103:GLU:HA	1:MC:106:LYS:HD3	1.93	0.50
1:MM:53:ARG:HH12	1:MM:79:THR:HG21	1.76	0.50
1:MO:103:GLU:HA	1:MO:106:LYS:HD3	1.93	0.50
1:NC:38:LEU:HG	1:NC:39:PRO:HD2	1.94	0.50
1:NG:103:GLU:HA	1:NG:106:LYS:HD3	1.93	0.50
1:NS:101:LEU:O	1:NS:105:VAL:HG23	2.10	0.50
1:AC:92:GLU:OE2	1:DO:57:LYS:NZ	2.44	0.50
1:AP:83:VAL:CG1	1:FV:27:THR:HA	2.41	0.50
1:AU:106:LYS:NZ	1:EG:129:THR:O	2.44	0.50
1:AW:38:LEU:HG	1:AW:39:PRO:HD2	1.94	0.50
1:CT:103:GLU:HA	1:CT:106:LYS:HD3	1.93	0.50
1:CT:10:ARG:HH21	1:DE:38:LEU:HD22	1.77	0.50
1:DI:103:GLU:HA	1:DI:106:LYS:HD3	1.93	0.50
1:DJ:53:ARG:HH12	1:DJ:79:THR:HG21	1.77	0.50
1:EC:38:LEU:HG	1:EC:39:PRO:HD2	1.94	0.50
1:ED:103:GLU:HA	1:ED:106:LYS:HD3	1.93	0.50
1:EW:21:LEU:HB3	1:EW:22:PRO:HD2	1.92	0.50
1:EX:38:LEU:HG	1:EX:39:PRO:HD2	1.94	0.50
1:BS:49:VAL:HG11	1:FE:112:ALA:O	2.10	0.50
1:FJ:38:LEU:HG	1:FJ:39:PRO:HD2	1.94	0.50
1:FL:53:ARG:HH12	1:FL:79:THR:HG21	1.76	0.50
1:FM:38:LEU:HG	1:FM:39:PRO:HD2	1.94	0.50
1:FQ:118:GLN:HB2	1:FQ:121:TYR:CZ	2.45	0.50
1:FV:39:PRO:HB2	1:FV:47:GLY:HA3	1.92	0.50
1:GL:103:GLU:HA	1:GL:106:LYS:HD3	1.93	0.50
1:HL:38:LEU:HG	1:HL:39:PRO:HD2	1.94	0.50
1:HP:112:ALA:O	1:LB:49:VAL:CG1	2.56	0.50
1:IA:38:LEU:HG	1:IA:39:PRO:HD2	1.94	0.50
1:ID:38:LEU:HG	1:ID:39:PRO:HD2	1.94	0.50
1:JB:38:LEU:HG	1:JB:39:PRO:HD2	1.94	0.50
1:JK:38:LEU:HG	1:JK:39:PRO:HD2	1.94	0.50
1:JK:39:PRO:HB2	1:JK:47:GLY:HA3	1.93	0.50
1:JV:21:LEU:HB3	1:JV:22:PRO:HD2	1.92	0.50
1:KQ:21:LEU:HB3	1:KQ:22:PRO:HD2	1.93	0.50
1:KQ:53:ARG:HH12	1:KQ:79:THR:HG21	1.77	0.50
1:KY:103:GLU:HA	1:KY:106:LYS:HD3	1.93	0.50
1:LO:53:ARG:HH12	1:LO:79:THR:HG21	1.76	0.50
1:LS:39:PRO:HB2	1:LS:47:GLY:HA3	1.92	0.50
1:LX:53:ARG:HH12	1:LX:79:THR:HG21	1.76	0.50
1:IT:49:VAL:HG11	1:MF:112:ALA:O	2.11	0.50
1:MX:103:GLU:HA	1:MX:106:LYS:HD3	1.93	0.50

Continued on next page...

Continued from previous page...

Atom-1	Atom-2	Interatomic distance (Å)	Clash overlap (Å)
1:NB:53:ARG:HH12	1:NB:79:THR:HG21	1.77	0.50
1:JS:38:LEU:HB2	1:NL:10:ARG:HH11	1.75	0.50
1:AC:103:GLU:HA	1:AC:106:LYS:HD3	1.93	0.50
1:AL:103:GLU:HA	1:AL:106:LYS:HD3	1.93	0.50
1:AT:38:LEU:HG	1:AT:39:PRO:HD2	1.94	0.50
1:AX:103:GLU:HA	1:AX:106:LYS:HD3	1.93	0.50
1:BW:21:LEU:HB3	1:BW:22:PRO:HD2	1.93	0.50
1:CO:53:ARG:HH12	1:CO:79:THR:HG21	1.76	0.50
1:CS:38:LEU:HG	1:CS:39:PRO:HD2	1.94	0.50
1:CV:38:LEU:HG	1:CV:39:PRO:HD2	1.94	0.50
1:DB:39:PRO:HB2	1:DB:47:GLY:HA3	1.92	0.50
1:DG:53:ARG:HH12	1:DG:79:THR:HG21	1.77	0.50
1:DM:53:ARG:HH12	1:DM:79:THR:HG21	1.77	0.50
1:EI:38:LEU:HG	1:EI:39:PRO:HD2	1.94	0.50
1:FS:39:PRO:HB2	1:FS:47:GLY:HA3	1.92	0.50
1:FW:10:ARG:HH21	1:GT:38:LEU:HD22	1.76	0.50
1:GA:99:SER:OG	1:GA:124:GLU:O	2.20	0.50
1:GR:103:GLU:HA	1:GR:106:LYS:HD3	1.93	0.50
1:HB:53:ARG:HH12	1:HB:79:THR:HG21	1.76	0.50
1:HE:99:SER:OG	1:HE:124:GLU:O	2.20	0.50
1:HY:103:GLU:HA	1:HY:106:LYS:HD3	1.93	0.50
1:IG:38:LEU:HG	1:IG:39:PRO:HD2	1.94	0.50
1:IK:103:GLU:HA	1:IK:106:LYS:HD3	1.93	0.50
1:IW:74:VAL:HG22	1:MI:80:SER:HB2	1.92	0.50
1:JP:53:ARG:HH12	1:JP:79:THR:HG21	1.77	0.50
1:KI:38:LEU:HG	1:KI:39:PRO:HD2	1.94	0.50
1:KN:53:ARG:HH12	1:KN:79:THR:HG21	1.76	0.50
1:KO:39:PRO:HB2	1:KO:47:GLY:HA3	1.92	0.50
1:HD:74:VAL:CG2	1:KP:80:SER:HB2	2.42	0.50
1:KR:38:LEU:HG	1:KR:39:PRO:HD2	1.94	0.50
1:LV:38:LEU:HG	1:LV:39:PRO:HD2	1.93	0.50
1:MD:53:ARG:HH12	1:MD:79:THR:HG21	1.76	0.50
1:MG:21:LEU:HB3	1:MG:22:PRO:HD2	1.92	0.50
1:MS:53:ARG:HH12	1:MS:79:THR:HG21	1.76	0.50
1:NA:103:GLU:HA	1:NA:106:LYS:HD3	1.93	0.50
1:JH:10:ARG:HH11	1:NE:38:LEU:HB2	1.77	0.50
1:NF:38:LEU:HG	1:NF:39:PRO:HD2	1.94	0.50
1:JX:49:VAL:HG11	1:NJ:112:ALA:O	2.11	0.50
1:NQ:53:ARG:HH12	1:NQ:79:THR:HG21	1.76	0.50
1:AB:39:PRO:HB2	1:AB:47:GLY:HA3	1.92	0.50
1:AG:53:ARG:HH12	1:AG:79:THR:HG21	1.76	0.50

Continued on next page...

Continued from previous page...

Atom-1	Atom-2	Interatomic distance (Å)	Clash overlap (Å)
1:AY:101:LEU:O	1:AY:105:VAL:HG23	2.12	0.50
1:BJ:119:ASP:O	1:EV:8:LYS:HB2	2.12	0.50
1:BO:38:LEU:HG	1:BO:39:PRO:HD2	1.94	0.50
1:BY:103:GLU:HA	1:BY:106:LYS:HD3	1.93	0.50
1:BY:8:LYS:HB2	1:FK:119:ASP:O	2.11	0.50
1:CC:53:ARG:HH12	1:CC:79:THR:HG21	1.77	0.50
1:DL:103:GLU:HA	1:DL:106:LYS:HD3	1.93	0.50
1:DN:39:PRO:HB2	1:DN:47:GLY:HA3	1.93	0.50
1:DW:38:LEU:HG	1:DW:39:PRO:HD2	1.94	0.50
1:EL:38:LEU:HG	1:EL:39:PRO:HD2	1.94	0.50
1:EN:53:ARG:HH12	1:EN:79:THR:HG21	1.77	0.50
1:FB:103:GLU:HA	1:FB:106:LYS:HD3	1.93	0.50
1:FF:21:LEU:HB3	1:FF:22:PRO:HD2	1.93	0.50
1:FO:53:ARG:HH12	1:FO:79:THR:HG21	1.76	0.50
1:FP:39:PRO:HB2	1:FP:47:GLY:HA3	1.93	0.50
1:FV:38:LEU:HG	1:FV:39:PRO:HD2	1.94	0.50
1:GB:39:PRO:HB2	1:GB:47:GLY:HA3	1.93	0.50
1:GD:21:LEU:HB3	1:GD:22:PRO:HD2	1.93	0.50
1:GD:53:ARG:HH12	1:GD:79:THR:HG21	1.76	0.50
1:CZ:57:LYS:HZ3	1:GL:92:GLU:CD	2.15	0.50
1:GO:103:GLU:HA	1:GO:106:LYS:HD3	1.93	0.50
1:HC:38:LEU:HG	1:HC:39:PRO:HD2	1.94	0.50
1:HK:53:ARG:HH12	1:HK:79:THR:HG21	1.76	0.50
1:HP:101:LEU:O	1:HP:105:VAL:HG23	2.10	0.50
1:HX:38:LEU:HG	1:HX:39:PRO:HD2	1.94	0.50
1:IM:38:LEU:HG	1:IM:39:PRO:HD2	1.94	0.50
1:IS:39:PRO:HB2	1:IS:47:GLY:HA3	1.92	0.50
1:JJ:53:ARG:HH12	1:JJ:79:THR:HG21	1.76	0.50
1:JO:103:GLU:HA	1:JO:106:LYS:HD3	1.93	0.50
1:KE:21:LEU:HB3	1:KE:22:PRO:HD2	1.93	0.50
1:KX:39:PRO:HB2	1:KX:47:GLY:HA3	1.92	0.50
1:LC:53:ARG:HH12	1:LC:79:THR:HG21	1.76	0.50
1:LY:38:LEU:HG	1:LY:39:PRO:HD2	1.94	0.50
1:MB:39:PRO:HB2	1:MB:47:GLY:HA3	1.93	0.50
1:MR:10:ARG:HD2	1:NO:15:ASP:OD1	2.11	0.50
1:MV:53:ARG:HH12	1:MV:79:THR:HG21	1.76	0.50
1:NH:53:ARG:HH12	1:NH:79:THR:HG21	1.77	0.50
1:AB:38:LEU:HG	1:AB:39:PRO:HD2	1.94	0.50
1:AQ:39:PRO:HB2	1:AQ:47:GLY:HA3	1.92	0.50
1:AZ:38:LEU:HG	1:AZ:39:PRO:HD2	1.94	0.50
1:BK:53:ARG:HH12	1:BK:79:THR:HG21	1.76	0.50

Continued on next page...

Continued from previous page...

Atom-1	Atom-2	Interatomic distance (Å)	Clash overlap (Å)
1:BQ:53:ARG:HH12	1:BQ:79:THR:HG21	1.77	0.50
1:CH:26:VAL:HG21	1:CL:114:SER:HA	1.94	0.50
1:DB:38:LEU:HG	1:DB:39:PRO:HD2	1.94	0.50
1:DJ:21:LEU:HB3	1:DJ:22:PRO:HD2	1.93	0.50
1:DK:39:PRO:HB2	1:DK:47:GLY:HA3	1.92	0.50
1:DN:38:LEU:HG	1:DN:39:PRO:HD2	1.94	0.50
1:DV:53:ARG:HH12	1:DV:79:THR:HG21	1.76	0.50
1:DY:101:LEU:O	1:DY:105:VAL:HG23	2.12	0.50
1:EE:21:LEU:HB3	1:EE:22:PRO:HD2	1.93	0.50
1:EK:101:LEU:O	1:EK:105:VAL:HG23	2.12	0.50
1:EL:39:PRO:HB2	1:EL:47:GLY:HA3	1.92	0.50
1:EW:101:LEU:O	1:EW:105:VAL:HG23	2.12	0.50
1:FA:38:LEU:HG	1:FA:39:PRO:HD2	1.94	0.50
1:FR:101:LEU:O	1:FR:105:VAL:HG23	2.12	0.50
1:FZ:103:GLU:HA	1:FZ:106:LYS:HD3	1.93	0.50
1:GA:101:LEU:O	1:GA:105:VAL:HG23	2.12	0.50
1:CW:49:VAL:HG11	1:GI:112:ALA:O	2.11	0.50
1:GS:21:LEU:HB3	1:GS:22:PRO:HD2	1.93	0.50
1:GV:53:ARG:HH12	1:GV:79:THR:HG21	1.77	0.50
1:HI:38:LEU:HG	1:HI:39:PRO:HD2	1.94	0.50
1:HQ:21:LEU:HB3	1:HQ:22:PRO:HD2	1.93	0.50
1:HR:38:LEU:HG	1:HR:39:PRO:HD2	1.94	0.50
1:HW:53:ARG:HH12	1:HW:79:THR:HG21	1.76	0.50
1:HC:10:ARG:HH11	1:HZ:38:LEU:HD22	1.76	0.50
1:IC:101:LEU:O	1:IC:105:VAL:HG23	2.12	0.50
1:IF:101:LEU:O	1:IF:105:VAL:HG23	2.12	0.50
1:IH:80:SER:HB2	1:LT:74:VAL:CG2	2.41	0.50
1:II:53:ARG:HH12	1:II:79:THR:HG21	1.76	0.50
1:IO:101:LEU:O	1:IO:105:VAL:HG23	2.12	0.50
1:JD:53:ARG:HH12	1:JD:79:THR:HG21	1.76	0.50
1:JH:38:LEU:HG	1:JH:39:PRO:HD2	1.94	0.50
1:JL:103:GLU:HA	1:JL:106:LYS:HD3	1.93	0.50
1:JW:38:LEU:HG	1:JW:39:PRO:HD2	1.94	0.50
1:KA:103:GLU:HA	1:KA:106:LYS:HD3	1.93	0.50
1:KC:38:LEU:HG	1:KC:39:PRO:HD2	1.94	0.50
1:KH:99:SER:OG	1:KH:124:GLU:O	2.20	0.50
1:KL:39:PRO:HB2	1:KL:47:GLY:HA3	1.92	0.50
1:LJ:38:LEU:HG	1:LJ:39:PRO:HD2	1.94	0.50
1:LJ:39:PRO:HB2	1:LJ:47:GLY:HA3	1.93	0.50
1:LO:21:LEU:HB3	1:LO:22:PRO:HD2	1.92	0.50
1:ME:39:PRO:HB2	1:ME:47:GLY:HA3	1.92	0.50

Continued on next page...

Continued from previous page...

Atom-1	Atom-2	Interatomic distance (Å)	Clash overlap (Å)
1:MH:38:LEU:HG	1:MH:39:PRO:HD2	1.94	0.50
1:MJ:53:ARG:HH12	1:MJ:79:THR:HG21	1.76	0.50
1:MN:38:LEU:HG	1:MN:39:PRO:HD2	1.94	0.50
1:MY:101:LEU:O	1:MY:105:VAL:HG23	2.12	0.50
1:NK:101:LEU:O	1:NK:105:VAL:HG23	2.12	0.50
1:NL:38:LEU:HG	1:NL:39:PRO:HD2	1.94	0.50
1:NQ:101:LEU:O	1:NQ:105:VAL:HG23	2.12	0.50
1:AA:21:LEU:HB3	1:AA:22:PRO:HD2	1.93	0.50
1:AA:53:ARG:HH12	1:AA:79:THR:HG21	1.77	0.50
1:AI:103:GLU:HA	1:AI:106:LYS:HD3	1.93	0.50
1:AT:39:PRO:HB2	1:AT:47:GLY:HA3	1.93	0.50
1:BH:53:ARG:HH12	1:BH:79:THR:HG21	1.76	0.50
1:BL:15:ASP:OD1	1:DX:10:ARG:NH1	2.44	0.50
1:BN:53:ARG:HH12	1:BN:79:THR:HG21	1.76	0.50
1:CB:103:GLU:HA	1:CB:106:LYS:HD3	1.93	0.50
1:CC:101:LEU:O	1:CC:105:VAL:HG23	2.12	0.50
1:CF:101:LEU:O	1:CF:105:VAL:HG23	2.12	0.50
1:CF:53:ARG:HH12	1:CF:79:THR:HG21	1.77	0.50
1:CL:101:LEU:O	1:CL:105:VAL:HG23	2.12	0.50
1:DE:39:PRO:HB2	1:DE:47:GLY:HA3	1.93	0.50
1:DM:101:LEU:O	1:DM:105:VAL:HG23	2.12	0.50
1:EE:101:LEU:O	1:EE:105:VAL:HG23	2.12	0.50
1:EK:53:ARG:HH12	1:EK:79:THR:HG21	1.76	0.50
1:FI:101:LEU:O	1:FI:105:VAL:HG23	2.12	0.50
1:FW:103:GLU:HA	1:FW:106:LYS:HD3	1.93	0.50
1:FX:101:LEU:O	1:FX:105:VAL:HG23	2.12	0.50
1:FY:38:LEU:HG	1:FY:39:PRO:HD2	1.94	0.50
1:GG:53:ARG:HH12	1:GG:79:THR:HG21	1.76	0.50
1:GP:101:LEU:O	1:GP:105:VAL:HG23	2.12	0.50
1:GV:101:LEU:O	1:GV:105:VAL:HG23	2.12	0.50
1:HA:103:GLU:HA	1:HA:106:LYS:HD3	1.93	0.50
1:HN:53:ARG:HH12	1:HN:79:THR:HG21	1.77	0.50
1:HQ:101:LEU:O	1:HQ:105:VAL:HG23	2.12	0.50
1:HT:101:LEU:O	1:HT:105:VAL:HG23	2.12	0.50
1:HV:92:GLU:OE2	1:LH:57:LYS:NZ	2.32	0.50
1:IF:21:LEU:HB3	1:IF:22:PRO:HD2	1.93	0.50
1:IQ:103:GLU:HA	1:IQ:106:LYS:HD3	1.93	0.50
1:IY:39:PRO:HB2	1:IY:47:GLY:HA3	1.92	0.50
1:JA:101:LEU:O	1:JA:105:VAL:HG23	2.12	0.50
1:JD:101:LEU:O	1:JD:105:VAL:HG23	2.12	0.50
1:JW:39:PRO:HB2	1:JW:47:GLY:HA3	1.93	0.50

Continued on next page...

Continued from previous page...

Atom-1	Atom-2	Interatomic distance (Å)	Clash overlap (Å)
1:KD:103:GLU:HA	1:KD:106:LYS:HD3	1.93	0.50
1:KL:38:LEU:HG	1:KL:39:PRO:HD2	1.94	0.50
1:KM:103:GLU:HA	1:KM:106:LYS:HD3	1.93	0.50
1:KP:103:GLU:HA	1:KP:106:LYS:HD3	1.93	0.50
1:KQ:101:LEU:O	1:KQ:105:VAL:HG23	2.12	0.50
1:HK:9:LEU:HA	1:KY:116:TYR:CD1	2.47	0.50
1:LA:39:PRO:HB2	1:LA:47:GLY:HA3	1.92	0.50
1:LL:53:ARG:HH12	1:LL:79:THR:HG21	1.76	0.50
1:IB:8:LYS:HB2	1:LN:119:ASP:O	2.11	0.50
1:LW:103:GLU:HA	1:LW:106:LYS:HD3	1.93	0.50
1:JF:74:VAL:HG22	1:MR:80:SER:HB2	1.92	0.50
1:MW:38:LEU:HG	1:MW:39:PRO:HD2	1.94	0.50
1:NI:38:LEU:HG	1:NI:39:PRO:HD2	1.94	0.50
1:NM:103:GLU:HA	1:NM:106:LYS:HD3	1.93	0.50
1:KD:57:LYS:NZ	1:NP:92:GLU:OE2	2.39	0.50
1:NR:38:LEU:HG	1:NR:39:PRO:HD2	1.94	0.50
1:AG:101:LEU:O	1:AG:105:VAL:HG23	2.12	0.50
1:AM:53:ARG:HH12	1:AM:79:THR:HG21	1.76	0.50
1:AN:39:PRO:HB2	1:AN:47:GLY:HA3	1.92	0.50
1:AP:53:ARG:HH12	1:AP:79:THR:HG21	1.77	0.50
1:AQ:38:LEU:HG	1:AQ:39:PRO:HD2	1.94	0.50
1:AV:53:ARG:HH12	1:AV:79:THR:HG21	1.77	0.50
1:BJ:8:LYS:HB2	1:EV:119:ASP:O	2.12	0.50
1:BX:38:LEU:HG	1:BX:39:PRO:HD2	1.94	0.50
1:CH:103:GLU:HA	1:CH:106:LYS:HD3	1.93	0.50
1:DL:49:VAL:HG11	1:GX:112:ALA:O	2.12	0.50
1:BW:113:TYR:O	1:DR:26:VAL:HG21	2.12	0.50
1:EZ:101:LEU:O	1:EZ:105:VAL:HG23	2.12	0.50
1:FU:53:ARG:HH12	1:FU:79:THR:HG21	1.77	0.50
1:GJ:53:ARG:HH12	1:GJ:79:THR:HG21	1.76	0.50
1:HD:103:GLU:HA	1:HD:106:LYS:HD3	1.93	0.50
1:IB:103:GLU:HA	1:IB:106:LYS:HD3	1.93	0.50
1:IE:89:ASP:OD2	1:LQ:59:ILE:HD12	2.11	0.50
1:IL:53:ARG:HH12	1:IL:79:THR:HG21	1.76	0.50
1:HO:38:LEU:HD22	1:IT:10:ARG:HH21	1.76	0.50
1:IZ:103:GLU:HA	1:IZ:106:LYS:HD3	1.93	0.50
1:JE:39:PRO:HB2	1:JE:47:GLY:HA3	1.93	0.50
1:JG:101:LEU:O	1:JG:105:VAL:HG23	2.12	0.50
1:JM:53:ARG:HH12	1:JM:79:THR:HG21	1.77	0.50
1:JY:21:LEU:HB3	1:JY:22:PRO:HD2	1.93	0.50
1:KI:39:PRO:HB2	1:KI:47:GLY:HA3	1.92	0.50

Continued on next page...

Continued from previous page...

Atom-1	Atom-2	Interatomic distance (Å)	Clash overlap (Å)
1:KT:101:LEU:O	1:KT:105:VAL:HG23	2.12	0.50
1:LF:101:LEU:O	1:LF:105:VAL:HG23	2.12	0.50
1:HW:114:SER:HA	1:LH:26:VAL:HG21	1.93	0.50
1:MT:38:LEU:HG	1:MT:39:PRO:HD2	1.94	0.50
1:NJ:103:GLU:HA	1:NJ:106:LYS:HD3	1.93	0.50
1:NN:53:ARG:HH12	1:NN:79:THR:HG21	1.76	0.50
1:NO:39:PRO:HB2	1:NO:47:GLY:HA3	1.92	0.50
1:AD:101:LEU:O	1:AD:105:VAL:HG23	2.12	0.50
1:AE:39:PRO:HB2	1:AE:47:GLY:HA3	1.92	0.50
1:BG:103:GLU:HA	1:BG:106:LYS:HD3	1.93	0.50
1:BK:21:LEU:HB3	1:BK:22:PRO:HD2	1.93	0.50
1:BP:103:GLU:HA	1:BP:106:LYS:HD3	1.93	0.50
1:CI:101:LEU:O	1:CI:105:VAL:HG23	2.12	0.50
1:DW:39:PRO:HB2	1:DW:47:GLY:HA3	1.92	0.50
1:ET:101:LEU:O	1:ET:105:VAL:HG23	2.12	0.50
1:EU:38:LEU:HG	1:EU:39:PRO:HD2	1.94	0.50
1:FG:38:LEU:HG	1:FG:39:PRO:HD2	1.94	0.50
1:BV:53:ARG:NH1	1:FH:104:GLU:OE1	2.36	0.50
1:FI:53:ARG:HH12	1:FI:79:THR:HG21	1.76	0.50
1:GF:103:GLU:HA	1:GF:106:LYS:HD3	1.93	0.50
1:FU:38:LEU:HB2	1:GT:10:ARG:NH1	2.26	0.50
1:DI:8:LYS:HB2	1:GU:119:ASP:O	2.12	0.50
1:GW:38:LEU:HG	1:GW:39:PRO:HD2	1.94	0.50
1:HF:39:PRO:HB2	1:HF:47:GLY:HA3	1.92	0.50
1:HW:101:LEU:O	1:HW:105:VAL:HG23	2.12	0.50
1:IC:21:LEU:HB3	1:IC:22:PRO:HD2	1.93	0.50
1:IT:103:GLU:HA	1:IT:106:LYS:HD3	1.93	0.50
1:IU:101:LEU:O	1:IU:105:VAL:HG23	2.12	0.50
1:JM:101:LEU:O	1:JM:105:VAL:HG23	2.12	0.50
1:JN:38:LEU:HG	1:JN:39:PRO:HD2	1.94	0.50
1:JV:53:ARG:HH12	1:JV:79:THR:HG21	1.76	0.50
1:KE:101:LEU:O	1:KE:105:VAL:HG23	2.12	0.50
1:HG:89:ASP:OD2	1:KS:59:ILE:HD12	2.11	0.50
1:KT:53:ARG:HH12	1:KT:79:THR:HG21	1.77	0.50
1:LC:101:LEU:O	1:LC:105:VAL:HG23	2.12	0.50
1:LG:39:PRO:HB2	1:LG:47:GLY:HA3	1.92	0.50
1:LR:101:LEU:O	1:LR:105:VAL:HG23	2.12	0.50
1:LD:15:ASP:OD1	1:LT:10:ARG:NH1	2.45	0.50
1:MC:26:VAL:HG21	1:MD:114:SER:HA	1.93	0.50
1:MF:103:GLU:HA	1:MF:106:LYS:HD3	1.93	0.50
1:MP:53:ARG:HH12	1:MP:79:THR:HG21	1.77	0.50

Continued on next page...

Continued from previous page...

Atom-1	Atom-2	Interatomic distance (Å)	Clash overlap (Å)
1:MY:99:SER:OG	1:MY:124:GLU:O	2.20	0.50
1:JO:113:TYR:CD1	1:NA:90:ARG:NH2	2.80	0.50
1:ND:103:GLU:HA	1:ND:106:LYS:HD3	1.93	0.50
1:AL:92:GLU:OE2	1:DX:57:LYS:NZ	2.44	0.49
1:AP:21:LEU:HB3	1:AP:22:PRO:HD2	1.93	0.49
1:AS:21:LEU:HB3	1:AS:22:PRO:HD2	1.93	0.49
1:AU:103:GLU:HA	1:AU:106:LYS:HD3	1.93	0.49
1:BE:53:ARG:HH12	1:BE:79:THR:HG21	1.76	0.49
1:BJ:103:GLU:HA	1:BJ:106:LYS:HD3	1.93	0.49
1:AN:10:ARG:HH11	1:BZ:38:LEU:HD22	1.77	0.49
1:BZ:53:ARG:HH12	1:BZ:79:THR:HG21	1.76	0.49
1:CO:101:LEU:O	1:CO:105:VAL:HG23	2.12	0.49
1:CP:38:LEU:HG	1:CP:39:PRO:HD2	1.94	0.49
1:DA:21:LEU:HB3	1:DA:22:PRO:HD2	1.93	0.49
1:DB:113:TYR:O	1:GK:26:VAL:HG11	2.12	0.49
1:DX:103:GLU:HA	1:DX:106:LYS:HD3	1.93	0.49
1:EM:103:GLU:HA	1:EM:106:LYS:HD3	1.93	0.49
1:EN:101:LEU:O	1:EN:105:VAL:HG23	2.12	0.49
1:EO:38:LEU:HG	1:EO:39:PRO:HD2	1.94	0.49
1:EQ:101:LEU:O	1:EQ:105:VAL:HG23	2.12	0.49
1:FL:101:LEU:O	1:FL:105:VAL:HG23	2.12	0.49
1:CN:49:VAL:HG11	1:FZ:112:ALA:O	2.12	0.49
1:GD:101:LEU:O	1:GD:105:VAL:HG23	2.12	0.49
1:GS:101:LEU:O	1:GS:105:VAL:HG23	2.12	0.49
1:HB:101:LEU:O	1:HB:105:VAL:HG23	2.12	0.49
1:HQ:53:ARG:HH12	1:HQ:79:THR:HG21	1.76	0.49
1:HU:38:LEU:HG	1:HU:39:PRO:HD2	1.94	0.49
1:HZ:53:ARG:HH12	1:HZ:79:THR:HG21	1.76	0.49
1:II:101:LEU:O	1:II:105:VAL:HG23	2.12	0.49
1:IX:101:LEU:O	1:IX:105:VAL:HG23	2.12	0.49
1:JA:53:ARG:HH12	1:JA:79:THR:HG21	1.76	0.49
1:JJ:101:LEU:O	1:JJ:105:VAL:HG23	2.12	0.49
1:KH:101:LEU:O	1:KH:105:VAL:HG23	2.12	0.49
1:KH:53:ARG:HH12	1:KH:79:THR:HG21	1.76	0.49
1:LI:53:ARG:HH12	1:LI:79:THR:HG21	1.76	0.49
1:LO:101:LEU:O	1:LO:105:VAL:HG23	2.12	0.49
1:MG:101:LEU:O	1:MG:105:VAL:HG23	2.12	0.49
1:LU:38:LEU:HB2	1:MH:10:ARG:HH11	1.77	0.49
1:JC:74:VAL:HG22	1:MO:80:SER:HB2	1.94	0.49
1:MS:101:LEU:O	1:MS:105:VAL:HG23	2.12	0.49
1:MV:101:LEU:O	1:MV:105:VAL:HG23	2.12	0.49

Continued on next page...

Continued from previous page...

Atom-1	Atom-2	Interatomic distance (Å)	Clash overlap (Å)
1:MV:21:LEU:HB3	1:MV:22:PRO:HD2	1.93	0.49
1:NE:53:ARG:HH12	1:NE:79:THR:HG21	1.77	0.49
1:NK:53:ARG:HH12	1:NK:79:THR:HG21	1.76	0.49
1:NN:101:LEU:O	1:NN:105:VAL:HG23	2.12	0.49
1:AF:90:ARG:NH2	1:DR:113:TYR:CG	2.80	0.49
1:AM:101:LEU:O	1:AM:105:VAL:HG23	2.12	0.49
1:AP:101:LEU:O	1:AP:105:VAL:HG23	2.12	0.49
1:AS:101:LEU:O	1:AS:105:VAL:HG23	2.12	0.49
1:BB:53:ARG:HH12	1:BB:79:THR:HG21	1.76	0.49
1:BF:39:PRO:HB2	1:BF:47:GLY:HA3	1.93	0.49
1:BH:101:LEU:O	1:BH:105:VAL:HG23	2.12	0.49
1:BW:101:LEU:O	1:BW:105:VAL:HG23	2.12	0.49
1:CQ:10:ARG:HH21	1:DK:38:LEU:HD22	1.76	0.49
1:CR:101:LEU:O	1:CR:105:VAL:HG23	2.12	0.49
1:CX:101:LEU:O	1:CX:105:VAL:HG23	2.12	0.49
1:DD:53:ARG:HH12	1:DD:79:THR:HG21	1.76	0.49
1:DP:101:LEU:O	1:DP:105:VAL:HG23	2.12	0.49
1:EF:38:LEU:HG	1:EF:39:PRO:HD2	1.94	0.49
1:EV:103:GLU:HA	1:EV:106:LYS:HD3	1.93	0.49
1:FD:38:LEU:HG	1:FD:39:PRO:HD2	1.94	0.49
1:FU:101:LEU:O	1:FU:105:VAL:HG23	2.12	0.49
1:FX:53:ARG:HH12	1:FX:79:THR:HG21	1.76	0.49
1:GB:38:LEU:HG	1:GB:39:PRO:HD2	1.94	0.49
1:GH:38:LEU:HG	1:GH:39:PRO:HD2	1.94	0.49
1:GJ:101:LEU:O	1:GJ:105:VAL:HG23	2.12	0.49
1:GY:101:LEU:O	1:GY:105:VAL:HG23	2.12	0.49
1:HM:103:GLU:HA	1:HM:106:LYS:HD3	1.93	0.49
1:HT:53:ARG:HH12	1:HT:79:THR:HG21	1.76	0.49
1:IB:89:ASP:OD2	1:LN:59:ILE:HD12	2.12	0.49
1:IL:101:LEU:O	1:IL:105:VAL:HG23	2.12	0.49
1:IN:103:GLU:HA	1:IN:106:LYS:HD3	1.93	0.49
1:IS:38:LEU:HD22	1:KM:10:ARG:HH21	1.77	0.49
1:JB:79:THR:HB	1:JB:81:PHE:CE2	2.48	0.49
1:KB:101:LEU:O	1:KB:105:VAL:HG23	2.12	0.49
1:KX:10:ARG:NH1	1:MV:38:LEU:HB2	2.27	0.49
1:KZ:53:ARG:HH12	1:KZ:79:THR:HG21	1.76	0.49
1:LK:103:GLU:HA	1:LK:106:LYS:HD3	1.93	0.49
1:LS:38:LEU:HG	1:LS:39:PRO:HD2	1.94	0.49
1:LS:79:THR:HB	1:LS:81:PHE:CE2	2.48	0.49
1:MI:103:GLU:HA	1:MI:106:LYS:HD3	1.93	0.49
1:MQ:38:LEU:HG	1:MQ:39:PRO:HD2	1.94	0.49

Continued on next page...

Continued from previous page...

Atom-1	Atom-2	Interatomic distance (Å)	Clash overlap (Å)
1:NH:101:LEU:O	1:NH:105:VAL:HG23	2.12	0.49
1:AD:53:ARG:HH12	1:AD:79:THR:HG21	1.76	0.49
1:BF:79:THR:HB	1:BF:81:PHE:CE2	2.48	0.49
1:BT:21:LEU:HB3	1:BT:22:PRO:HD2	1.93	0.49
1:AF:90:ARG:NH2	1:DR:113:TYR:CD1	2.81	0.49
1:DS:53:ARG:HH12	1:DS:79:THR:HG21	1.76	0.49
1:EC:79:THR:HB	1:EC:81:PHE:CE2	2.48	0.49
1:EQ:53:ARG:HH12	1:EQ:79:THR:HG21	1.76	0.49
1:EU:38:LEU:HD22	1:FH:10:ARG:HH21	1.76	0.49
1:BP:90:ARG:NH2	1:FB:113:TYR:CG	2.80	0.49
1:FC:101:LEU:O	1:FC:105:VAL:HG23	2.12	0.49
1:FG:79:THR:HB	1:FG:81:PHE:CE2	2.48	0.49
1:FT:103:GLU:HA	1:FT:106:LYS:HD3	1.93	0.49
1:CK:113:TYR:CG	1:FW:90:ARG:NH2	2.80	0.49
1:DC:113:TYR:CG	1:GO:90:ARG:NH2	2.80	0.49
1:DQ:10:ARG:HH11	1:GV:38:LEU:HB2	1.77	0.49
1:GZ:39:PRO:HB2	1:GZ:47:GLY:HA3	1.93	0.49
1:HF:38:LEU:HG	1:HF:39:PRO:HD2	1.94	0.49
1:HH:99:SER:OG	1:HH:124:GLU:O	2.20	0.49
1:HF:38:LEU:CD2	1:IE:10:ARG:HH21	2.26	0.49
1:LB:103:GLU:HA	1:LB:106:LYS:HD3	1.93	0.49
1:LD:38:LEU:HG	1:LD:39:PRO:HD2	1.94	0.49
1:LE:103:GLU:HA	1:LE:106:LYS:HD3	1.93	0.49
1:LM:79:THR:HB	1:LM:81:PHE:CE2	2.48	0.49
1:MD:101:LEU:O	1:MD:105:VAL:HG23	2.12	0.49
1:MH:79:THR:HB	1:MH:81:PHE:CE2	2.48	0.49
1:MJ:101:LEU:O	1:MJ:105:VAL:HG23	2.12	0.49
1:MP:101:LEU:O	1:MP:105:VAL:HG23	2.12	0.49
1:MU:103:GLU:HA	1:MU:106:LYS:HD3	1.93	0.49
1:NC:79:THR:HB	1:NC:81:PHE:CE2	2.48	0.49
1:JX:26:VAL:HG21	1:NE:113:TYR:O	2.13	0.49
1:AH:79:THR:HB	1:AH:81:PHE:CE2	2.48	0.49
1:AK:38:LEU:HG	1:AK:39:PRO:HD2	1.94	0.49
1:AM:21:LEU:HB3	1:AM:22:PRO:HD2	1.93	0.49
1:AR:103:GLU:HA	1:AR:106:LYS:HD3	1.93	0.49
1:AZ:39:PRO:HB2	1:AZ:47:GLY:HA3	1.92	0.49
1:AZ:79:THR:HB	1:AZ:81:PHE:CE2	2.48	0.49
1:BB:101:LEU:O	1:BB:105:VAL:HG23	2.12	0.49
1:BI:79:THR:HB	1:BI:81:PHE:CE2	2.48	0.49
1:BL:38:LEU:HG	1:BL:39:PRO:HD2	1.94	0.49
1:BR:79:THR:HB	1:BR:81:PHE:CE2	2.48	0.49

Continued on next page...

Continued from previous page...

Atom-1	Atom-2	Interatomic distance (Å)	Clash overlap (Å)
1:BX:79:THR:HB	1:BX:81:PHE:CE2	2.48	0.49
1:CA:79:THR:HB	1:CA:81:PHE:CE2	2.48	0.49
1:CD:38:LEU:HG	1:CD:39:PRO:HD2	1.94	0.49
1:CJ:38:LEU:HG	1:CJ:39:PRO:HD2	1.94	0.49
1:CK:103:GLU:HA	1:CK:106:LYS:HD3	1.93	0.49
1:CS:79:THR:HB	1:CS:81:PHE:CE2	2.48	0.49
1:CW:8:LYS:HB2	1:GI:119:ASP:O	2.12	0.49
1:DA:53:ARG:HH12	1:DA:79:THR:HG21	1.76	0.49
1:DE:38:LEU:HG	1:DE:39:PRO:HD2	1.94	0.49
1:DT:79:THR:HB	1:DT:81:PHE:CE2	2.48	0.49
1:EA:103:GLU:HA	1:EA:106:LYS:HD3	1.93	0.49
1:EJ:103:GLU:HA	1:EJ:106:LYS:HD3	1.93	0.49
1:EU:39:PRO:HB2	1:EU:47:GLY:HA3	1.92	0.49
1:FY:79:THR:HB	1:FY:81:PHE:CE2	2.48	0.49
1:GN:38:LEU:HG	1:GN:39:PRO:HD2	1.94	0.49
1:GN:79:THR:HB	1:GN:81:PHE:CE2	2.48	0.49
1:HF:79:THR:HB	1:HF:81:PHE:CE2	2.48	0.49
1:IS:38:LEU:HG	1:IS:39:PRO:HD2	1.94	0.49
1:JE:38:LEU:HG	1:JE:39:PRO:HD2	1.94	0.49
1:JQ:38:LEU:HG	1:JQ:39:PRO:HD2	1.94	0.49
1:JW:79:THR:HB	1:JW:81:PHE:CE2	2.48	0.49
1:JY:101:LEU:O	1:JY:105:VAL:HG23	2.12	0.49
1:JR:10:ARG:HH21	1:KC:38:LEU:HD22	1.78	0.49
1:HG:4:ILE:HG12	1:KS:125:ASP:HB2	1.93	0.49
1:LH:103:GLU:HA	1:LH:106:LYS:HD3	1.93	0.49
1:LM:38:LEU:HG	1:LM:39:PRO:HD2	1.94	0.49
1:MA:101:LEU:O	1:MA:105:VAL:HG23	2.12	0.49
1:LM:38:LEU:HD22	1:MI:10:ARG:HH21	1.77	0.49
1:NR:79:THR:HB	1:NR:81:PHE:CE2	2.48	0.49
1:NV:103:GLU:HA	1:NV:106:LYS:HD3	1.93	0.49
1:AJ:101:LEU:O	1:AJ:105:VAL:HG23	2.12	0.49
1:AK:79:THR:HB	1:AK:81:PHE:CE2	2.48	0.49
1:BE:101:LEU:O	1:BE:105:VAL:HG23	2.12	0.49
1:BK:101:LEU:O	1:BK:105:VAL:HG23	2.12	0.49
1:BL:79:THR:HB	1:BL:81:PHE:CE2	2.48	0.49
1:BM:103:GLU:HA	1:BM:106:LYS:HD3	1.93	0.49
1:BO:79:THR:HB	1:BO:81:PHE:CE2	2.48	0.49
1:BT:53:ARG:HH12	1:BT:79:THR:HG21	1.76	0.49
1:CD:79:THR:HB	1:CD:81:PHE:CE2	2.48	0.49
1:CR:21:LEU:HB3	1:CR:22:PRO:HD2	1.93	0.49
1:CU:53:ARG:HH12	1:CU:79:THR:HG21	1.77	0.49

Continued on next page...

Continued from previous page...

Atom-1	Atom-2	Interatomic distance (Å)	Clash overlap (Å)
1:DQ:38:LEU:HG	1:DQ:39:PRO:HD2	1.94	0.49
1:DV:101:LEU:O	1:DV:105:VAL:HG23	2.12	0.49
1:EB:53:ARG:HH12	1:EB:79:THR:HG21	1.76	0.49
1:EF:79:THR:HB	1:EF:81:PHE:CE2	2.48	0.49
1:EG:103:GLU:HA	1:EG:106:LYS:HD3	1.93	0.49
1:EN:99:SER:OG	1:EN:124:GLU:O	2.20	0.49
1:ER:38:LEU:HG	1:ER:39:PRO:HD2	1.94	0.49
1:CB:125:ASP:HB2	1:FN:4:ILE:HG13	1.94	0.49
1:FO:101:LEU:O	1:FO:105:VAL:HG23	2.12	0.49
1:FQ:103:GLU:HA	1:FQ:106:LYS:HD3	1.93	0.49
1:GH:79:THR:HB	1:GH:81:PHE:CE2	2.48	0.49
1:HG:103:GLU:HA	1:HG:106:LYS:HD3	1.93	0.49
1:HN:101:LEU:O	1:HN:105:VAL:HG23	2.12	0.49
1:HP:103:GLU:HA	1:HP:106:LYS:HD3	1.93	0.49
1:IC:53:ARG:HH12	1:IC:79:THR:HG21	1.76	0.49
1:IH:103:GLU:HA	1:IH:106:LYS:HD3	1.93	0.49
1:IG:10:ARG:HH11	1:IL:38:LEU:HB2	1.77	0.49
1:IR:101:LEU:O	1:IR:105:VAL:HG23	2.12	0.49
1:JZ:79:THR:HB	1:JZ:81:PHE:CE2	2.48	0.49
1:KC:79:THR:HB	1:KC:81:PHE:CE2	2.48	0.49
1:KF:79:THR:HB	1:KF:81:PHE:CE2	2.48	0.49
1:KK:101:LEU:O	1:KK:105:VAL:HG23	2.12	0.49
1:KL:79:THR:HB	1:KL:81:PHE:CE2	2.48	0.49
1:KO:38:LEU:HG	1:KO:39:PRO:HD2	1.94	0.49
1:LI:101:LEU:O	1:LI:105:VAL:HG23	2.12	0.49
1:LL:101:LEU:O	1:LL:105:VAL:HG23	2.12	0.49
1:MB:79:THR:HB	1:MB:81:PHE:CE2	2.48	0.49
1:MK:38:LEU:HG	1:MK:39:PRO:HD2	1.94	0.49
1:MN:79:THR:HB	1:MN:81:PHE:CE2	2.48	0.49
1:NL:79:THR:HB	1:NL:81:PHE:CE2	2.48	0.49
1:NU:79:THR:HB	1:NU:81:PHE:CE2	2.48	0.49
1:AQ:10:ARG:NH2	1:BT:15:ASP:OD1	2.45	0.49
1:BA:103:GLU:HA	1:BA:106:LYS:HD3	1.93	0.49
1:BI:38:LEU:HG	1:BI:39:PRO:HD2	1.94	0.49
1:BN:101:LEU:O	1:BN:105:VAL:HG23	2.12	0.49
1:CG:38:LEU:HG	1:CG:39:PRO:HD2	1.94	0.49
1:CL:21:LEU:HB3	1:CL:22:PRO:HD2	1.93	0.49
1:CX:53:ARG:HH12	1:CX:79:THR:HG21	1.76	0.49
1:DB:79:THR:HB	1:DB:81:PHE:CE2	2.48	0.49
1:DN:79:THR:HB	1:DN:81:PHE:CE2	2.48	0.49
1:DQ:79:THR:HB	1:DQ:81:PHE:CE2	2.48	0.49

Continued on next page...

Continued from previous page...

Atom-1	Atom-2	Interatomic distance (Å)	Clash overlap (Å)
1:DR:103:GLU:HA	1:DR:106:LYS:HD3	1.93	0.49
1:EE:53:ARG:HH12	1:EE:79:THR:HG21	1.76	0.49
1:AV:114:SER:HA	1:EG:26:VAL:HG21	1.94	0.49
1:EH:101:LEU:O	1:EH:105:VAL:HG23	2.12	0.49
1:EL:79:THR:HB	1:EL:81:PHE:CE2	2.48	0.49
1:EY:103:GLU:HA	1:EY:106:LYS:HD3	1.93	0.49
1:FE:103:GLU:HA	1:FE:106:LYS:HD3	1.93	0.49
1:FF:53:ARG:HH12	1:FF:79:THR:HG21	1.76	0.49
1:FR:53:ARG:HH12	1:FR:79:THR:HG21	1.76	0.49
1:FV:79:THR:HB	1:FV:81:PHE:CE2	2.48	0.49
1:GJ:99:SER:OG	1:GJ:124:GLU:O	2.20	0.49
1:GW:79:THR:HB	1:GW:81:PHE:CE2	2.48	0.49
1:GY:53:ARG:HH12	1:GY:79:THR:HG21	1.76	0.49
1:HC:79:THR:HB	1:HC:81:PHE:CE2	2.48	0.49
1:HE:101:LEU:O	1:HE:105:VAL:HG23	2.12	0.49
1:HK:101:LEU:O	1:HK:105:VAL:HG23	2.12	0.49
1:HS:26:VAL:HG21	1:LX:114:SER:HA	1.95	0.49
1:IG:79:THR:HB	1:IG:81:PHE:CE2	2.48	0.49
1:IM:10:ARG:NH2	1:KW:15:ASP:OD1	2.46	0.49
1:IS:79:THR:HB	1:IS:81:PHE:CE2	2.48	0.49
1:IY:38:LEU:HG	1:IY:39:PRO:HD2	1.94	0.49
1:KN:101:LEU:O	1:KN:105:VAL:HG23	2.12	0.49
1:KU:38:LEU:HG	1:KU:39:PRO:HD2	1.94	0.49
1:KU:79:THR:HB	1:KU:81:PHE:CE2	2.48	0.49
1:KV:103:GLU:HA	1:KV:106:LYS:HD3	1.93	0.49
1:LZ:103:GLU:HA	1:LZ:106:LYS:HD3	1.93	0.49
1:ME:38:LEU:HG	1:ME:39:PRO:HD2	1.94	0.49
1:IW:53:ARG:NH1	1:MI:104:GLU:OE1	2.26	0.49
1:MM:99:SER:OG	1:MM:124:GLU:O	2.20	0.49
1:MZ:38:LEU:HG	1:MZ:39:PRO:HD2	1.94	0.49
1:MZ:39:PRO:HB2	1:MZ:47:GLY:HA3	1.92	0.49
1:NF:79:THR:HB	1:NF:81:PHE:CE2	2.48	0.49
1:NG:39:PRO:HB2	1:NG:47:GLY:HA3	1.95	0.49
1:AA:101:LEU:O	1:AA:105:VAL:HG23	2.12	0.49
1:AB:79:THR:HB	1:AB:81:PHE:CE2	2.48	0.49
1:AD:21:LEU:HB3	1:AD:22:PRO:HD2	1.93	0.49
1:AH:38:LEU:HG	1:AH:39:PRO:HD2	1.94	0.49
1:AJ:53:ARG:HH12	1:AJ:79:THR:HG21	1.76	0.49
1:AW:79:THR:HB	1:AW:81:PHE:CE2	2.48	0.49
1:AY:99:SER:OG	1:AY:124:GLU:O	2.20	0.49
1:BC:38:LEU:HG	1:BC:39:PRO:HD2	1.94	0.49

Continued on next page...

Continued from previous page...

Atom-1	Atom-2	Interatomic distance (Å)	Clash overlap (Å)
1:BC:79:THR:HB	1:BC:81:PHE:CE2	2.48	0.49
1:BD:103:GLU:HA	1:BD:106:LYS:HD3	1.93	0.49
1:BR:38:LEU:HG	1:BR:39:PRO:HD2	1.94	0.49
1:CG:79:THR:HB	1:CG:81:PHE:CE2	2.48	0.49
1:CM:38:LEU:HG	1:CM:39:PRO:HD2	1.93	0.49
1:CP:39:PRO:HB2	1:CP:47:GLY:HA3	1.92	0.49
1:CW:39:PRO:HB2	1:CW:47:GLY:HA3	1.95	0.49
1:DC:112:ALA:O	1:GO:49:VAL:HG11	2.12	0.49
1:DG:101:LEU:O	1:DG:105:VAL:HG23	2.12	0.49
1:DK:79:THR:HB	1:DK:81:PHE:CE2	2.48	0.49
1:DS:101:LEU:O	1:DS:105:VAL:HG23	2.12	0.49
1:EI:79:THR:HB	1:EI:81:PHE:CE2	2.48	0.49
1:FF:101:LEU:O	1:FF:105:VAL:HG23	2.12	0.49
1:AM:38:LEU:HB2	1:FS:10:ARG:HH11	1.76	0.49
1:FS:38:LEU:HG	1:FS:39:PRO:HD2	1.94	0.49
1:GE:79:THR:HB	1:GE:81:PHE:CE2	2.48	0.49
1:GT:79:THR:HB	1:GT:81:PHE:CE2	2.48	0.49
1:JE:79:THR:HB	1:JE:81:PHE:CE2	2.48	0.49
1:JG:53:ARG:HH12	1:JG:79:THR:HG21	1.77	0.49
1:JH:79:THR:HB	1:JH:81:PHE:CE2	2.48	0.49
1:JJ:38:LEU:HB2	1:KF:10:ARG:HH11	1.78	0.49
1:JS:101:LEU:O	1:JS:105:VAL:HG23	2.12	0.49
1:JT:79:THR:HB	1:JT:81:PHE:CE2	2.48	0.49
1:JV:101:LEU:O	1:JV:105:VAL:HG23	2.12	0.49
1:JZ:38:LEU:HG	1:JZ:39:PRO:HD2	1.94	0.49
1:KI:79:THR:HB	1:KI:81:PHE:CE2	2.48	0.49
1:KJ:103:GLU:HA	1:KJ:106:LYS:HD3	1.93	0.49
1:KW:101:LEU:O	1:KW:105:VAL:HG23	2.12	0.49
1:KZ:101:LEU:O	1:KZ:105:VAL:HG23	2.12	0.49
1:LN:39:PRO:HB2	1:LN:47:GLY:HA3	1.95	0.49
1:NE:101:LEU:O	1:NE:105:VAL:HG23	2.12	0.49
1:NI:79:THR:HB	1:NI:81:PHE:CE2	2.48	0.49
1:NK:99:SER:OG	1:NK:124:GLU:O	2.20	0.49
1:NO:79:THR:HB	1:NO:81:PHE:CE2	2.48	0.49
1:AT:79:THR:HB	1:AT:81:PHE:CE2	2.48	0.49
1:CE:80:SER:HB2	1:FQ:74:VAL:CG2	2.40	0.49
1:CN:130:GLU:HA	1:FZ:106:LYS:NZ	2.28	0.49
1:CQ:103:GLU:HA	1:CQ:106:LYS:HD3	1.93	0.49
1:CV:79:THR:HB	1:CV:81:PHE:CE2	2.48	0.49
1:DA:101:LEU:O	1:DA:105:VAL:HG23	2.12	0.49
1:DW:79:THR:HB	1:DW:81:PHE:CE2	2.48	0.49

Continued on next page...

Continued from previous page...

Atom-1	Atom-2	Interatomic distance (Å)	Clash overlap (Å)
1:FN:39:PRO:HB2	1:FN:47:GLY:HA3	1.95	0.49
1:FP:79:THR:HB	1:FP:81:PHE:CE2	2.48	0.49
1:FS:79:THR:HB	1:FS:81:PHE:CE2	2.48	0.49
1:AC:26:VAL:HG21	1:FX:113:TYR:O	2.13	0.49
1:GE:38:LEU:HG	1:GE:39:PRO:HD2	1.94	0.49
1:FT:26:VAL:HG21	1:GP:114:SER:HA	1.94	0.49
1:GZ:38:LEU:HG	1:GZ:39:PRO:HD2	1.94	0.49
1:HI:79:THR:HB	1:HI:81:PHE:CE2	2.48	0.49
1:HL:79:THR:HB	1:HL:81:PHE:CE2	2.48	0.49
1:HX:79:THR:HB	1:HX:81:PHE:CE2	2.48	0.49
1:IJ:38:LEU:HG	1:IJ:39:PRO:HD2	1.94	0.49
1:IO:53:ARG:HH12	1:IO:79:THR:HG21	1.76	0.49
1:IT:59:ILE:HD12	1:MF:89:ASP:OD2	2.13	0.49
1:IY:79:THR:HB	1:IY:81:PHE:CE2	2.48	0.49
1:KF:38:LEU:HG	1:KF:39:PRO:HD2	1.94	0.49
1:KO:79:THR:HB	1:KO:81:PHE:CE2	2.48	0.49
1:KR:79:THR:HB	1:KR:81:PHE:CE2	2.48	0.49
1:KX:79:THR:HB	1:KX:81:PHE:CE2	2.48	0.49
1:HP:92:GLU:CD	1:LB:57:LYS:HZ3	2.15	0.49
1:LG:26:VAL:HG11	1:LM:113:TYR:O	2.13	0.49
1:LT:103:GLU:HA	1:LT:106:LYS:HD3	1.93	0.49
1:LV:79:THR:HB	1:LV:81:PHE:CE2	2.48	0.49
1:MM:101:LEU:O	1:MM:105:VAL:HG23	2.12	0.49
1:MQ:79:THR:HB	1:MQ:81:PHE:CE2	2.48	0.49
1:JF:75:ILE:CD1	1:MR:97:MET:HG2	2.43	0.49
1:KA:106:LYS:NZ	1:NM:129:THR:O	2.45	0.49
1:AE:79:THR:HB	1:AE:81:PHE:CE2	2.48	0.49
1:AF:103:GLU:HA	1:AF:106:LYS:HD3	1.93	0.49
1:AF:39:PRO:HB2	1:AF:47:GLY:HA3	1.95	0.49
1:AO:103:GLU:HA	1:AO:106:LYS:HD3	1.93	0.49
1:AW:15:ASP:OD1	1:EG:10:ARG:NH1	2.45	0.49
1:BT:101:LEU:O	1:BT:105:VAL:HG23	2.12	0.49
1:CE:10:ARG:HH21	1:CS:38:LEU:HD22	1.77	0.49
1:CY:79:THR:HB	1:CY:81:PHE:CE2	2.48	0.49
1:DK:38:LEU:HG	1:DK:39:PRO:HD2	1.94	0.49
1:DT:38:LEU:HG	1:DT:39:PRO:HD2	1.94	0.49
1:DY:53:ARG:HH12	1:DY:79:THR:HG21	1.77	0.49
1:ER:79:THR:HB	1:ER:81:PHE:CE2	2.48	0.49
1:DV:116:TYR:HH	1:GF:20:THR:HG1	1.58	0.49
1:GM:101:LEU:O	1:GM:105:VAL:HG23	2.12	0.49
1:GX:103:GLU:HA	1:GX:106:LYS:HD3	1.93	0.49

Continued on next page...

Continued from previous page...

Atom-1	Atom-2	Interatomic distance (Å)	Clash overlap (Å)
1:GY:99:SER:OG	1:GY:124:GLU:O	2.20	0.49
1:HO:38:LEU:HG	1:HO:39:PRO:HD2	1.94	0.49
1:HP:39:PRO:HB2	1:HP:47:GLY:HA3	1.95	0.49
1:ID:79:THR:HB	1:ID:81:PHE:CE2	2.48	0.49
1:IW:103:GLU:HA	1:IW:106:LYS:HD3	1.93	0.49
1:JN:79:THR:HB	1:JN:81:PHE:CE2	2.48	0.49
1:HD:90:ARG:NH2	1:KP:113:TYR:CD1	2.81	0.49
1:LG:38:LEU:HG	1:LG:39:PRO:HD2	1.94	0.49
1:LH:39:PRO:HB2	1:LH:47:GLY:HA3	1.95	0.49
1:LY:79:THR:HB	1:LY:81:PHE:CE2	2.48	0.49
1:MB:53:ARG:HH22	1:MB:79:THR:HG21	1.78	0.49
1:KR:10:ARG:NH1	1:NN:38:LEU:HB2	2.28	0.49
1:KD:92:GLU:CD	1:NP:57:LYS:HZ3	2.16	0.49
1:NV:39:PRO:HB2	1:NV:47:GLY:HA3	1.95	0.49
1:AQ:79:THR:HB	1:AQ:81:PHE:CE2	2.48	0.49
1:BC:53:ARG:HH22	1:BC:79:THR:HG21	1.78	0.49
1:BG:39:PRO:HB2	1:BG:47:GLY:HA3	1.95	0.49
1:AJ:113:TYR:O	1:BY:26:VAL:HG21	2.13	0.49
1:CH:112:ALA:O	1:FT:49:VAL:HG11	2.13	0.49
1:CJ:53:ARG:HH22	1:CJ:79:THR:HG21	1.78	0.49
1:DD:101:LEU:O	1:DD:105:VAL:HG23	2.12	0.49
1:DF:103:GLU:HA	1:DF:106:LYS:HD3	1.93	0.49
1:DP:53:ARG:HH12	1:DP:79:THR:HG21	1.76	0.49
1:EB:101:LEU:O	1:EB:105:VAL:HG23	2.12	0.49
1:EL:53:ARG:HH22	1:EL:79:THR:HG21	1.78	0.49
1:EO:53:ARG:HH22	1:EO:79:THR:HG21	1.78	0.49
1:EV:39:PRO:HB2	1:EV:47:GLY:HA3	1.95	0.49
1:EX:53:ARG:HH22	1:EX:79:THR:HG21	1.78	0.49
1:EZ:53:ARG:HH12	1:EZ:79:THR:HG21	1.76	0.49
1:FA:53:ARG:HH22	1:FA:79:THR:HG21	1.78	0.49
1:FK:103:GLU:HA	1:FK:106:LYS:HD3	1.93	0.49
1:FP:53:ARG:HH22	1:FP:79:THR:HG21	1.78	0.49
1:FV:53:ARG:HH22	1:FV:79:THR:HG21	1.78	0.49
1:CQ:92:GLU:CD	1:GC:57:LYS:HZ3	2.14	0.49
1:GT:53:ARG:HH22	1:GT:79:THR:HG21	1.78	0.49
1:GW:53:ARG:HH22	1:GW:79:THR:HG21	1.78	0.49
1:HR:53:ARG:HH22	1:HR:79:THR:HG21	1.78	0.49
1:HU:79:THR:HB	1:HU:81:PHE:CE2	2.48	0.49
1:IA:79:THR:HB	1:IA:81:PHE:CE2	2.48	0.49
1:IG:53:ARG:HH22	1:IG:79:THR:HG21	1.78	0.49
1:IP:38:LEU:HG	1:IP:39:PRO:HD2	1.94	0.49

Continued on next page...

Continued from previous page...

Atom-1	Atom-2	Interatomic distance (Å)	Clash overlap (Å)
1:IS:53:ARG:HH22	1:IS:79:THR:HG21	1.78	0.49
1:IT:39:PRO:HB2	1:IT:47:GLY:HA3	1.95	0.49
1:JW:53:ARG:HH22	1:JW:79:THR:HG21	1.78	0.49
1:JX:39:PRO:HB2	1:JX:47:GLY:HA3	1.95	0.49
1:JJ:38:LEU:HB2	1:KF:10:ARG:NH1	2.28	0.49
1:LA:79:THR:HB	1:LA:81:PHE:CE2	2.48	0.49
1:LP:38:LEU:HG	1:LP:39:PRO:HD2	1.94	0.49
1:LZ:39:PRO:HB2	1:LZ:47:GLY:HA3	1.95	0.49
1:ME:79:THR:HB	1:ME:81:PHE:CE2	2.48	0.49
1:MG:53:ARG:HH12	1:MG:79:THR:HG21	1.77	0.49
1:MT:79:THR:HB	1:MT:81:PHE:CE2	2.48	0.49
1:MW:53:ARG:HH22	1:MW:79:THR:HG21	1.78	0.49
1:NO:38:LEU:HG	1:NO:39:PRO:HD2	1.94	0.49
1:NP:103:GLU:HA	1:NP:106:LYS:HD3	1.93	0.49
1:NP:39:PRO:HB2	1:NP:47:GLY:HA3	1.95	0.49
1:NS:103:GLU:HA	1:NS:106:LYS:HD3	1.93	0.49
1:NU:38:LEU:HG	1:NU:39:PRO:HD2	1.94	0.49
1:AE:38:LEU:HG	1:AE:39:PRO:HD2	1.94	0.48
1:AO:39:PRO:HB2	1:AO:47:GLY:HA3	1.95	0.48
1:AT:53:ARG:HH22	1:AT:79:THR:HG21	1.78	0.48
1:AV:101:LEU:O	1:AV:105:VAL:HG23	2.12	0.48
1:BL:53:ARG:HH22	1:BL:79:THR:HG21	1.78	0.48
1:BR:53:ARG:HH22	1:BR:79:THR:HG21	1.78	0.48
1:BU:38:LEU:HG	1:BU:39:PRO:HD2	1.94	0.48
1:CA:38:LEU:HG	1:CA:39:PRO:HD2	1.94	0.48
1:CM:79:THR:HB	1:CM:81:PHE:CE2	2.48	0.48
1:CN:105:VAL:HG22	1:FZ:94:LEU:HD13	1.95	0.48
1:DB:53:ARG:HH22	1:DB:79:THR:HG21	1.78	0.48
1:DH:79:THR:HB	1:DH:81:PHE:CE2	2.48	0.48
1:CV:38:LEU:HD22	1:DI:10:ARG:HH21	1.78	0.48
1:DJ:101:LEU:O	1:DJ:105:VAL:HG23	2.12	0.48
1:DT:53:ARG:HH22	1:DT:79:THR:HG21	1.78	0.48
1:DZ:53:ARG:HH22	1:DZ:79:THR:HG21	1.78	0.48
1:FD:79:THR:HB	1:FD:81:PHE:CE2	2.48	0.48
1:FM:79:THR:HB	1:FM:81:PHE:CE2	2.48	0.48
1:GK:79:THR:HB	1:GK:81:PHE:CE2	2.48	0.48
1:GQ:79:THR:HB	1:GQ:81:PHE:CE2	2.48	0.48
1:HC:53:ARG:HH22	1:HC:79:THR:HG21	1.78	0.48
1:HE:53:ARG:HH12	1:HE:79:THR:HG21	1.76	0.48
1:IV:79:THR:HB	1:IV:81:PHE:CE2	2.48	0.48
1:JL:80:SER:HB2	1:MX:74:VAL:CG2	2.43	0.48

Continued on next page...

Continued from previous page...

Atom-1	Atom-2	Interatomic distance (Å)	Clash overlap (Å)
1:JT:53:ARG:HH22	1:JT:79:THR:HG21	1.78	0.48
1:KK:53:ARG:HH12	1:KK:79:THR:HG21	1.77	0.48
1:KW:53:ARG:HH12	1:KW:79:THR:HG21	1.76	0.48
1:LA:38:LEU:HG	1:LA:39:PRO:HD2	1.94	0.48
1:LA:53:ARG:HH22	1:LA:79:THR:HG21	1.78	0.48
1:LD:79:THR:HB	1:LD:81:PHE:CE2	2.48	0.48
1:LV:53:ARG:HH22	1:LV:79:THR:HG21	1.78	0.48
1:MA:53:ARG:HH12	1:MA:79:THR:HG21	1.76	0.48
1:MK:53:ARG:HH22	1:MK:79:THR:HG21	1.78	0.48
1:MR:103:GLU:HA	1:MR:106:LYS:HD3	1.93	0.48
1:MY:53:ARG:HH12	1:MY:79:THR:HG21	1.76	0.48
1:NB:101:LEU:O	1:NB:105:VAL:HG23	2.12	0.48
1:NI:53:ARG:HH22	1:NI:79:THR:HG21	1.78	0.48
1:KL:38:LEU:HD22	1:NS:10:ARG:HH21	1.78	0.48
1:NT:53:ARG:HH12	1:NT:79:THR:HG21	1.76	0.48
1:BP:39:PRO:HB2	1:BP:47:GLY:HA3	1.95	0.48
1:CR:53:ARG:HH12	1:CR:79:THR:HG21	1.76	0.48
1:CY:53:ARG:HH22	1:CY:79:THR:HG21	1.78	0.48
1:ED:39:PRO:HB2	1:ED:47:GLY:HA3	1.95	0.48
1:EF:53:ARG:HH22	1:EF:79:THR:HG21	1.78	0.48
1:EO:79:THR:HB	1:EO:81:PHE:CE2	2.48	0.48
1:ES:103:GLU:HA	1:ES:106:LYS:HD3	1.93	0.48
1:ES:39:PRO:HB2	1:ES:47:GLY:HA3	1.95	0.48
1:FE:39:PRO:HB2	1:FE:47:GLY:HA3	1.95	0.48
1:FS:113:TYR:O	1:GQ:26:VAL:HG11	2.11	0.48
1:GC:103:GLU:HA	1:GC:106:LYS:HD3	1.93	0.48
1:GF:39:PRO:HB2	1:GF:47:GLY:HA3	1.95	0.48
1:GL:39:PRO:HB2	1:GL:47:GLY:HA3	1.95	0.48
1:GQ:53:ARG:HH22	1:GQ:79:THR:HG21	1.78	0.48
1:HZ:101:LEU:O	1:HZ:105:VAL:HG23	2.12	0.48
1:IJ:79:THR:HB	1:IJ:81:PHE:CE2	2.48	0.48
1:IR:53:ARG:HH12	1:IR:79:THR:HG21	1.76	0.48
1:JC:106:LYS:NZ	1:MO:129:THR:C	2.66	0.48
1:JQ:79:THR:HB	1:JQ:81:PHE:CE2	2.48	0.48
1:JU:39:PRO:HB2	1:JU:47:GLY:HA3	1.95	0.48
1:KI:53:ARG:HH22	1:KI:79:THR:HG21	1.78	0.48
1:HG:125:ASP:HB2	1:KS:4:ILE:HG12	1.94	0.48
1:LG:53:ARG:HH22	1:LG:79:THR:HG21	1.78	0.48
1:NR:53:ARG:HH22	1:NR:79:THR:HG21	1.78	0.48
1:AB:53:ARG:HH22	1:AB:79:THR:HG21	1.78	0.48
1:AI:39:PRO:HB2	1:AI:47:GLY:HA3	1.95	0.48

Continued on next page...

Continued from previous page...

Atom-1	Atom-2	Interatomic distance (Å)	Clash overlap (Å)
1:AN:53:ARG:HH22	1:AN:79:THR:HG21	1.78	0.48
1:AZ:53:ARG:HH22	1:AZ:79:THR:HG21	1.78	0.48
1:BJ:39:PRO:HB2	1:BJ:47:GLY:HA3	1.95	0.48
1:BZ:101:LEU:O	1:BZ:105:VAL:HG23	2.12	0.48
1:DE:79:THR:HB	1:DE:81:PHE:CE2	2.48	0.48
1:DZ:38:LEU:HG	1:DZ:39:PRO:HD2	1.94	0.48
1:EP:39:PRO:HB2	1:EP:47:GLY:HA3	1.95	0.48
1:EX:79:THR:HB	1:EX:81:PHE:CE2	2.48	0.48
1:FP:38:LEU:HG	1:FP:39:PRO:HD2	1.94	0.48
1:FS:53:ARG:HH22	1:FS:79:THR:HG21	1.78	0.48
1:GA:53:ARG:HH12	1:GA:79:THR:HG21	1.76	0.48
1:CT:90:ARG:NH2	1:GF:113:TYR:CG	2.80	0.48
1:GZ:53:ARG:HH22	1:GZ:79:THR:HG21	1.78	0.48
1:HD:10:ARG:HH21	1:MZ:38:LEU:HD22	1.79	0.48
1:HG:57:LYS:HZ1	1:KS:92:GLU:CD	2.15	0.48
1:HH:101:LEU:O	1:HH:105:VAL:HG23	2.12	0.48
1:HJ:103:GLU:HA	1:HJ:106:LYS:HD3	1.93	0.48
1:IG:38:LEU:CD2	1:IN:10:ARG:HH21	2.27	0.48
1:IH:101:LEU:HD22	1:LT:94:LEU:HD22	1.94	0.48
1:KE:53:ARG:HH12	1:KE:79:THR:HG21	1.76	0.48
1:KJ:39:PRO:HB2	1:KJ:47:GLY:HA3	1.95	0.48
1:KS:103:GLU:HA	1:KS:106:LYS:HD3	1.93	0.48
1:LD:53:ARG:HH22	1:LD:79:THR:HG21	1.78	0.48
1:LP:79:THR:HB	1:LP:81:PHE:CE2	2.48	0.48
1:LQ:39:PRO:HB2	1:LQ:47:GLY:HA3	1.95	0.48
1:MH:53:ARG:HH22	1:MH:79:THR:HG21	1.78	0.48
1:IZ:74:VAL:CG2	1:ML:80:SER:HB2	2.40	0.48
1:AN:38:LEU:HG	1:AN:39:PRO:HD2	1.93	0.48
1:AX:39:PRO:HB2	1:AX:47:GLY:HA3	1.95	0.48
1:BA:39:PRO:HB2	1:BA:47:GLY:HA3	1.95	0.48
1:BU:53:ARG:HH22	1:BU:79:THR:HG21	1.78	0.48
1:BU:79:THR:HB	1:BU:81:PHE:CE2	2.48	0.48
1:BX:53:ARG:HH22	1:BX:79:THR:HG21	1.78	0.48
1:BY:39:PRO:HB2	1:BY:47:GLY:HA3	1.95	0.48
1:CJ:79:THR:HB	1:CJ:81:PHE:CE2	2.48	0.48
1:CU:101:LEU:O	1:CU:105:VAL:HG23	2.12	0.48
1:DW:53:ARG:HH22	1:DW:79:THR:HG21	1.78	0.48
1:EH:53:ARG:HH12	1:EH:79:THR:HG21	1.76	0.48
1:FJ:53:ARG:HH22	1:FJ:79:THR:HG21	1.78	0.48
1:CB:53:ARG:NH1	1:FN:104:GLU:OE1	2.37	0.48
1:CB:57:LYS:HZ1	1:FN:92:GLU:CD	2.17	0.48

Continued on next page...

Continued from previous page...

Atom-1	Atom-2	Interatomic distance (Å)	Clash overlap (Å)
1:GB:79:THR:HB	1:GB:81:PHE:CE2	2.48	0.48
1:GI:39:PRO:HB2	1:GI:47:GLY:HA3	1.95	0.48
1:HR:79:THR:HB	1:HR:81:PHE:CE2	2.48	0.48
1:HS:103:GLU:HA	1:HS:106:LYS:HD3	1.93	0.48
1:IA:10:ARG:NH2	1:IO:15:ASP:OD1	2.46	0.48
1:JC:39:PRO:HB2	1:JC:47:GLY:HA3	1.95	0.48
1:JP:101:LEU:O	1:JP:105:VAL:HG23	2.12	0.48
1:JQ:53:ARG:HH22	1:JQ:79:THR:HG21	1.78	0.48
1:JR:103:GLU:HA	1:JR:106:LYS:HD3	1.93	0.48
1:KV:39:PRO:HB2	1:KV:47:GLY:HA3	1.95	0.48
1:KY:39:PRO:HB2	1:KY:47:GLY:HA3	1.95	0.48
1:LJ:79:THR:HB	1:LJ:81:PHE:CE2	2.48	0.48
1:LS:53:ARG:HH22	1:LS:79:THR:HG21	1.78	0.48
1:LU:101:LEU:O	1:LU:105:VAL:HG23	2.12	0.48
1:LX:101:LEU:O	1:LX:105:VAL:HG23	2.12	0.48
1:NM:39:PRO:HB2	1:NM:47:GLY:HA3	1.95	0.48
1:BQ:101:LEU:O	1:BQ:105:VAL:HG23	2.12	0.48
1:CH:57:LYS:HZ3	1:FT:92:GLU:CD	2.17	0.48
1:DI:39:PRO:HB2	1:DI:47:GLY:HA3	1.95	0.48
1:DM:99:SER:OG	1:DM:124:GLU:O	2.20	0.48
1:DQ:53:ARG:HH22	1:DQ:79:THR:HG21	1.78	0.48
1:EC:53:ARG:HH22	1:EC:79:THR:HG21	1.78	0.48
1:EM:39:PRO:HB2	1:EM:47:GLY:HA3	1.95	0.48
1:EF:10:ARG:HH11	1:ET:38:LEU:HB2	1.78	0.48
1:EU:53:ARG:HH22	1:EU:79:THR:HG21	1.78	0.48
1:DC:90:ARG:NH2	1:GO:113:TYR:CD1	2.81	0.48
1:GZ:79:THR:HB	1:GZ:81:PHE:CE2	2.48	0.48
1:IP:79:THR:HB	1:IP:81:PHE:CE2	2.48	0.48
1:JK:79:THR:HB	1:JK:81:PHE:CE2	2.48	0.48
1:JY:38:LEU:HB2	1:NI:10:ARG:NH1	2.29	0.48
1:KL:53:ARG:HH22	1:KL:79:THR:HG21	1.78	0.48
1:KR:53:ARG:HH22	1:KR:79:THR:HG21	1.78	0.48
1:HS:53:ARG:NH1	1:LE:104:GLU:OE1	2.38	0.48
1:IK:92:GLU:CD	1:LW:57:LYS:HZ3	2.16	0.48
1:MK:79:THR:HB	1:MK:81:PHE:CE2	2.48	0.48
1:MW:79:THR:HB	1:MW:81:PHE:CE2	2.48	0.48
1:NJ:39:PRO:HB2	1:NJ:47:GLY:HA3	1.95	0.48
1:NT:101:LEU:O	1:NT:105:VAL:HG23	2.12	0.48
1:AL:10:ARG:HH21	1:FP:38:LEU:CD2	2.26	0.48
1:BG:119:ASP:O	1:ES:8:LYS:HB2	2.13	0.48
1:BH:113:TYR:O	1:BP:26:VAL:HG21	2.14	0.48

Continued on next page...

Continued from previous page...

Atom-1	Atom-2	Interatomic distance (Å)	Clash overlap (Å)
1:CN:39:PRO:HB2	1:CN:47:GLY:HA3	1.95	0.48
1:CP:113:TYR:O	1:DK:26:VAL:HG21	2.14	0.48
1:CP:79:THR:HB	1:CP:81:PHE:CE2	2.48	0.48
1:CT:39:PRO:HB2	1:CT:47:GLY:HA3	1.95	0.48
1:CT:80:SER:HB2	1:GF:74:VAL:HG22	1.95	0.48
1:DH:53:ARG:HH22	1:DH:79:THR:HG21	1.78	0.48
1:DN:53:ARG:HH22	1:DN:79:THR:HG21	1.78	0.48
1:EI:53:ARG:HH22	1:EI:79:THR:HG21	1.78	0.48
1:BA:8:LYS:HB2	1:EM:119:ASP:O	2.13	0.48
1:BJ:57:LYS:HZ3	1:EV:92:GLU:CD	2.17	0.48
1:FJ:79:THR:HB	1:FJ:81:PHE:CE2	2.48	0.48
1:GG:101:LEU:O	1:GG:105:VAL:HG23	2.12	0.48
1:DC:26:VAL:HG21	1:GJ:114:SER:HA	1.95	0.48
1:GP:53:ARG:HH12	1:GP:79:THR:HG21	1.76	0.48
1:GU:39:PRO:HB2	1:GU:47:GLY:HA3	1.95	0.48
1:HF:53:ARG:HH22	1:HF:79:THR:HG21	1.78	0.48
1:HI:53:ARG:HH22	1:HI:79:THR:HG21	1.78	0.48
1:IM:53:ARG:HH22	1:IM:79:THR:HG21	1.78	0.48
1:IY:53:ARG:HH22	1:IY:79:THR:HG21	1.78	0.48
1:KJ:125:ASP:HB2	1:NV:4:ILE:CG1	2.42	0.48
1:MM:38:LEU:HB2	1:NU:10:ARG:NH1	2.29	0.48
1:JL:92:GLU:CD	1:MX:57:LYS:HZ3	2.17	0.48
1:MZ:79:THR:HB	1:MZ:81:PHE:CE2	2.48	0.48
1:AH:86:THR:HG22	1:AH:88:GLU:H	1.79	0.48
1:BD:129:THR:O	1:EP:106:LYS:NZ	2.46	0.48
1:CG:53:ARG:HH22	1:CG:79:THR:HG21	1.78	0.48
1:DR:39:PRO:HB2	1:DR:47:GLY:HA3	1.95	0.48
1:EF:26:VAL:HG21	1:EU:113:TYR:O	2.13	0.48
1:BA:92:GLU:CD	1:EM:57:LYS:HZ3	2.17	0.48
1:FQ:39:PRO:HB2	1:FQ:47:GLY:HA3	1.95	0.48
1:GN:53:ARG:HH22	1:GN:79:THR:HG21	1.78	0.48
1:DQ:10:ARG:NH1	1:GV:38:LEU:HB2	2.29	0.48
1:HX:86:THR:HG22	1:HX:88:GLU:H	1.79	0.48
1:HY:39:PRO:HB2	1:HY:47:GLY:HA3	1.95	0.48
1:IB:39:PRO:HB2	1:IB:47:GLY:HA3	1.95	0.48
1:JB:53:ARG:HH22	1:JB:79:THR:HG21	1.78	0.48
1:JF:103:GLU:HA	1:JF:106:LYS:HD3	1.93	0.48
1:KC:53:ARG:HH22	1:KC:79:THR:HG21	1.78	0.48
1:KD:39:PRO:HB2	1:KD:47:GLY:HA3	1.95	0.48
1:JL:26:VAL:HG21	1:KE:113:TYR:O	2.14	0.48
1:KO:53:ARG:HH22	1:KO:79:THR:HG21	1.78	0.48

Continued on next page...

Continued from previous page...

Atom-1	Atom-2	Interatomic distance (Å)	Clash overlap (Å)
1:KU:53:ARG:HH22	1:KU:79:THR:HG21	1.78	0.48
1:HV:90:ARG:NH2	1:LH:113:TYR:CG	2.82	0.48
1:MC:39:PRO:HB2	1:MC:47:GLY:HA3	1.95	0.48
1:JC:49:VAL:CG1	1:MO:112:ALA:O	2.60	0.48
1:MO:39:PRO:HB2	1:MO:47:GLY:HA3	1.95	0.48
1:MR:39:PRO:HB2	1:MR:47:GLY:HA3	1.95	0.48
1:AB:10:ARG:HH11	1:BH:38:LEU:HB2	1.77	0.48
1:AL:39:PRO:HB2	1:AL:47:GLY:HA3	1.95	0.48
1:AN:79:THR:HB	1:AN:81:PHE:CE2	2.48	0.48
1:AT:101:LEU:O	1:AT:105:VAL:HG23	2.14	0.48
1:BC:86:THR:HG22	1:BC:88:GLU:H	1.79	0.48
1:BV:104:GLU:OE1	1:FH:53:ARG:NH1	2.35	0.48
1:CA:86:THR:HG22	1:CA:88:GLU:H	1.79	0.48
1:CD:86:THR:HG22	1:CD:88:GLU:H	1.79	0.48
1:CK:39:PRO:HB2	1:CK:47:GLY:HA3	1.95	0.48
1:CV:53:ARG:HH22	1:CV:79:THR:HG21	1.78	0.48
1:DE:86:THR:HG22	1:DE:88:GLU:H	1.79	0.48
1:DL:39:PRO:HB2	1:DL:47:GLY:HA3	1.95	0.48
1:DN:86:THR:HG22	1:DN:88:GLU:H	1.79	0.48
1:FA:79:THR:HB	1:FA:81:PHE:CE2	2.48	0.48
1:FE:26:VAL:HG21	1:FF:113:TYR:O	2.13	0.48
1:FH:39:PRO:HB2	1:FH:47:GLY:HA3	1.95	0.48
1:FT:39:PRO:HB2	1:FT:47:GLY:HA3	1.95	0.48
1:FX:99:SER:OG	1:FX:124:GLU:O	2.20	0.48
1:GS:99:SER:OG	1:GS:124:GLU:O	2.20	0.48
1:GX:39:PRO:HB2	1:GX:47:GLY:HA3	1.95	0.48
1:HL:86:THR:HG22	1:HL:88:GLU:H	1.79	0.48
1:HO:79:THR:HB	1:HO:81:PHE:CE2	2.48	0.48
1:IA:101:LEU:O	1:IA:105:VAL:HG23	2.14	0.48
1:IJ:53:ARG:HH22	1:IJ:79:THR:HG21	1.78	0.48
1:IS:86:THR:HG22	1:IS:88:GLU:H	1.79	0.48
1:JE:101:LEU:O	1:JE:105:VAL:HG23	2.14	0.48
1:JN:86:THR:HG22	1:JN:88:GLU:H	1.79	0.48
1:JO:59:ILE:HD12	1:NA:89:ASP:OD2	2.13	0.48
1:JV:99:SER:OG	1:JV:124:GLU:O	2.20	0.48
1:KL:86:THR:HG22	1:KL:88:GLU:H	1.79	0.48
1:KR:86:THR:HG22	1:KR:88:GLU:H	1.79	0.48
1:KX:53:ARG:HH22	1:KX:79:THR:HG21	1.78	0.48
1:LG:79:THR:HB	1:LG:81:PHE:CE2	2.48	0.48
1:HR:66:ALA:HB1	1:LJ:66:ALA:CB	2.44	0.48
1:LP:53:ARG:HH22	1:LP:79:THR:HG21	1.78	0.48

Continued on next page...

Continued from previous page...

Atom-1	Atom-2	Interatomic distance (Å)	Clash overlap (Å)
1:LY:86:THR:HG22	1:LY:88:GLU:H	1.79	0.48
1:ME:101:LEU:O	1:ME:105:VAL:HG23	2.14	0.48
1:ML:39:PRO:HB2	1:ML:47:GLY:HA3	1.95	0.48
1:JE:10:ARG:NH1	1:NK:38:LEU:HB2	2.28	0.48
1:NO:53:ARG:HH22	1:NO:79:THR:HG21	1.78	0.48
1:NS:39:PRO:HB2	1:NS:47:GLY:HA3	1.95	0.48
1:AB:101:LEU:O	1:AB:105:VAL:HG23	2.14	0.48
1:BM:39:PRO:HB2	1:BM:47:GLY:HA3	1.95	0.48
1:CY:86:THR:HG22	1:CY:88:GLU:H	1.79	0.48
1:DB:101:LEU:O	1:DB:105:VAL:HG23	2.14	0.48
1:DC:8:LYS:HB2	1:GO:119:ASP:O	2.12	0.48
1:DK:53:ARG:HH22	1:DK:79:THR:HG21	1.78	0.48
1:EJ:39:PRO:HB2	1:EJ:47:GLY:HA3	1.95	0.48
1:FD:101:LEU:O	1:FD:105:VAL:HG23	2.14	0.48
1:FG:101:LEU:O	1:FG:105:VAL:HG23	2.14	0.48
1:FK:39:PRO:HB2	1:FK:47:GLY:HA3	1.95	0.48
1:FP:101:LEU:O	1:FP:105:VAL:HG23	2.14	0.48
1:GB:53:ARG:HH22	1:GB:79:THR:HG21	1.78	0.48
1:GE:101:LEU:O	1:GE:105:VAL:HG23	2.14	0.48
1:GT:101:LEU:O	1:GT:105:VAL:HG23	2.14	0.48
1:HF:101:LEU:O	1:HF:105:VAL:HG23	2.14	0.48
1:HG:39:PRO:HB2	1:HG:47:GLY:HA3	1.95	0.48
1:HG:80:SER:HB2	1:KS:74:VAL:HG22	1.96	0.48
1:ID:53:ARG:HH22	1:ID:79:THR:HG21	1.78	0.48
1:IM:101:LEU:O	1:IM:105:VAL:HG23	2.14	0.48
1:IM:79:THR:HB	1:IM:81:PHE:CE2	2.48	0.48
1:IY:86:THR:HG22	1:IY:88:GLU:H	1.79	0.48
1:JB:86:THR:HG22	1:JB:88:GLU:H	1.79	0.48
1:JC:83:VAL:HA	1:MO:113:TYR:HE1	1.78	0.48
1:JW:101:LEU:O	1:JW:105:VAL:HG23	2.14	0.48
1:KC:101:LEU:O	1:KC:105:VAL:HG23	2.14	0.48
1:LY:53:ARG:HH22	1:LY:79:THR:HG21	1.78	0.48
1:MB:38:LEU:HG	1:MB:39:PRO:HD2	1.94	0.48
1:MI:39:PRO:HB2	1:MI:47:GLY:HA3	1.95	0.48
1:MN:53:ARG:HH22	1:MN:79:THR:HG21	1.78	0.48
1:MQ:101:LEU:O	1:MQ:105:VAL:HG23	2.14	0.48
1:MZ:53:ARG:HH22	1:MZ:79:THR:HG21	1.78	0.48
1:NI:101:LEU:O	1:NI:105:VAL:HG23	2.14	0.48
1:NU:101:LEU:O	1:NU:105:VAL:HG23	2.14	0.48
1:AE:86:THR:HG22	1:AE:88:GLU:H	1.79	0.48
1:AK:53:ARG:HH22	1:AK:79:THR:HG21	1.78	0.48

Continued on next page...

Continued from previous page...

Atom-1	Atom-2	Interatomic distance (Å)	Clash overlap (Å)
1:BI:86:THR:HG22	1:BI:88:GLU:H	1.79	0.48
1:BO:53:ARG:HH22	1:BO:79:THR:HG21	1.78	0.48
1:CG:86:THR:HG22	1:CG:88:GLU:H	1.79	0.48
1:DF:39:PRO:HB2	1:DF:47:GLY:HA3	1.95	0.48
1:DJ:99:SER:OG	1:DJ:124:GLU:O	2.20	0.48
1:DU:39:PRO:HB2	1:DU:47:GLY:HA3	1.95	0.48
1:EC:101:LEU:O	1:EC:105:VAL:HG23	2.14	0.48
1:EI:101:LEU:O	1:EI:105:VAL:HG23	2.14	0.48
1:FJ:86:THR:HG22	1:FJ:88:GLU:H	1.79	0.48
1:CB:116:TYR:CD1	1:FL:9:LEU:HA	2.49	0.48
1:AQ:113:TYR:O	1:FV:26:VAL:HG21	2.12	0.48
1:FY:86:THR:HG22	1:FY:88:GLU:H	1.79	0.48
1:GN:86:THR:HG22	1:GN:88:GLU:H	1.79	0.48
1:GR:39:PRO:HB2	1:GR:47:GLY:HA3	1.95	0.48
1:HC:86:THR:HG22	1:HC:88:GLU:H	1.79	0.48
1:HI:101:LEU:O	1:HI:105:VAL:HG23	2.14	0.48
1:HL:53:ARG:HH22	1:HL:79:THR:HG21	1.78	0.48
1:ID:101:LEU:O	1:ID:105:VAL:HG23	2.14	0.48
1:IV:101:LEU:O	1:IV:105:VAL:HG23	2.14	0.48
1:JG:38:LEU:HB2	1:JN:10:ARG:NH1	2.28	0.48
1:JR:39:PRO:HB2	1:JR:47:GLY:HA3	1.95	0.48
1:KA:39:PRO:HB2	1:KA:47:GLY:HA3	1.95	0.48
1:KF:86:THR:HG22	1:KF:88:GLU:H	1.79	0.48
1:KS:39:PRO:HB2	1:KS:47:GLY:HA3	1.95	0.48
1:LB:39:PRO:HB2	1:LB:47:GLY:HA3	1.95	0.48
1:LE:39:PRO:HB2	1:LE:47:GLY:HA3	1.95	0.48
1:LG:86:THR:HG22	1:LG:88:GLU:H	1.79	0.48
1:LP:101:LEU:O	1:LP:105:VAL:HG23	2.14	0.48
1:MN:101:LEU:O	1:MN:105:VAL:HG23	2.14	0.48
1:MU:39:PRO:HB2	1:MU:47:GLY:HA3	1.95	0.48
1:MW:101:LEU:O	1:MW:105:VAL:HG23	2.14	0.48
1:MX:39:PRO:HB2	1:MX:47:GLY:HA3	1.95	0.48
1:NA:39:PRO:HB2	1:NA:47:GLY:HA3	1.95	0.48
1:NL:53:ARG:HH22	1:NL:79:THR:HG21	1.78	0.48
1:NR:101:LEU:O	1:NR:105:VAL:HG23	2.14	0.48
1:AE:101:LEU:O	1:AE:105:VAL:HG23	2.14	0.47
1:AN:101:LEU:O	1:AN:105:VAL:HG23	2.14	0.47
1:AQ:53:ARG:HH22	1:AQ:79:THR:HG21	1.78	0.47
1:AR:39:PRO:HB2	1:AR:47:GLY:HA3	1.95	0.47
1:AU:129:THR:O	1:EG:106:LYS:NZ	2.46	0.47
1:BI:102:ILE:HD12	1:BI:126:LEU:HD11	1.97	0.47

Continued on next page...

Continued from previous page...

Atom-1	Atom-2	Interatomic distance (Å)	Clash overlap (Å)
1:BI:53:ARG:HH22	1:BI:79:THR:HG21	1.78	0.47
1:CD:53:ARG:HH22	1:CD:79:THR:HG21	1.78	0.47
1:CJ:101:LEU:O	1:CJ:105:VAL:HG23	2.14	0.47
1:CM:53:ARG:HH22	1:CM:79:THR:HG21	1.78	0.47
1:CS:101:LEU:O	1:CS:105:VAL:HG23	2.14	0.47
1:CS:53:ARG:HH22	1:CS:79:THR:HG21	1.78	0.47
1:DB:86:THR:HG22	1:DB:88:GLU:H	1.79	0.47
1:DQ:101:LEU:O	1:DQ:105:VAL:HG23	2.14	0.47
1:DW:102:ILE:HD12	1:DW:126:LEU:HD11	1.96	0.47
1:DX:39:PRO:HB2	1:DX:47:GLY:HA3	1.95	0.47
1:DZ:79:THR:HB	1:DZ:81:PHE:CE2	2.48	0.47
1:AO:53:ARG:NH1	1:EA:104:GLU:OE1	2.29	0.47
1:EA:39:PRO:HB2	1:EA:47:GLY:HA3	1.95	0.47
1:EG:39:PRO:HB2	1:EG:47:GLY:HA3	1.95	0.47
1:EL:101:LEU:O	1:EL:105:VAL:HG23	2.14	0.47
1:ER:101:LEU:O	1:ER:105:VAL:HG23	2.14	0.47
1:EX:102:ILE:HD12	1:EX:126:LEU:HD11	1.97	0.47
1:FM:53:ARG:HH22	1:FM:79:THR:HG21	1.78	0.47
1:FM:86:THR:HG22	1:FM:88:GLU:H	1.79	0.47
1:CB:4:ILE:HG13	1:FN:125:ASP:HB2	1.96	0.47
1:FS:101:LEU:O	1:FS:105:VAL:HG23	2.14	0.47
1:GC:39:PRO:HB2	1:GC:47:GLY:HA3	1.95	0.47
1:GK:101:LEU:O	1:GK:105:VAL:HG23	2.14	0.47
1:DC:80:SER:HB2	1:GO:74:VAL:HG22	1.95	0.47
1:DL:8:LYS:HB2	1:GX:119:ASP:O	2.14	0.47
1:HL:101:LEU:O	1:HL:105:VAL:HG23	2.14	0.47
1:HS:39:PRO:HB2	1:HS:47:GLY:HA3	1.95	0.47
1:HX:101:LEU:O	1:HX:105:VAL:HG23	2.14	0.47
1:ID:102:ILE:HD12	1:ID:126:LEU:HD11	1.96	0.47
1:IM:86:THR:HG22	1:IM:88:GLU:H	1.79	0.47
1:IP:86:THR:HG22	1:IP:88:GLU:H	1.79	0.47
1:JE:86:THR:HG22	1:JE:88:GLU:H	1.79	0.47
1:JI:106:LYS:NZ	1:MU:129:THR:O	2.47	0.47
1:JL:39:PRO:HB2	1:JL:47:GLY:HA3	1.95	0.47
1:KF:53:ARG:HH22	1:KF:79:THR:HG21	1.78	0.47
1:KM:39:PRO:HB2	1:KM:47:GLY:HA3	1.95	0.47
1:KU:86:THR:HG22	1:KU:88:GLU:H	1.79	0.47
1:HM:94:LEU:HD13	1:KY:105:VAL:HG22	1.96	0.47
1:LK:39:PRO:HB2	1:LK:47:GLY:HA3	1.95	0.47
1:LM:102:ILE:HD12	1:LM:126:LEU:HD11	1.96	0.47
1:LT:39:PRO:HB2	1:LT:47:GLY:HA3	1.95	0.47

Continued on next page...

Continued from previous page...

Atom-1	Atom-2	Interatomic distance (Å)	Clash overlap (Å)
1:LV:101:LEU:O	1:LV:105:VAL:HG23	2.14	0.47
1:MQ:53:ARG:HH22	1:MQ:79:THR:HG21	1.78	0.47
1:NC:53:ARG:HH22	1:NC:79:THR:HG21	1.78	0.47
1:NF:101:LEU:O	1:NF:105:VAL:HG23	2.14	0.47
1:NF:102:ILE:HD12	1:NF:126:LEU:HD11	1.96	0.47
1:KA:59:ILE:HD12	1:NM:89:ASP:OD2	2.14	0.47
1:NO:101:LEU:O	1:NO:105:VAL:HG23	2.14	0.47
1:AB:102:ILE:HD12	1:AB:126:LEU:HD11	1.97	0.47
1:AC:39:PRO:HB2	1:AC:47:GLY:HA3	1.95	0.47
1:AE:53:ARG:HH22	1:AE:79:THR:HG21	1.78	0.47
1:AH:101:LEU:O	1:AH:105:VAL:HG23	2.14	0.47
1:AH:102:ILE:HD12	1:AH:126:LEU:HD11	1.97	0.47
1:AH:53:ARG:HH22	1:AH:79:THR:HG21	1.78	0.47
1:AN:102:ILE:HD12	1:AN:126:LEU:HD11	1.96	0.47
1:AQ:86:THR:HG22	1:AQ:88:GLU:H	1.79	0.47
1:AW:53:ARG:HH22	1:AW:79:THR:HG21	1.78	0.47
1:BC:102:ILE:HD12	1:BC:126:LEU:HD11	1.96	0.47
1:BD:39:PRO:HB2	1:BD:47:GLY:HA3	1.95	0.47
1:BS:39:PRO:HB2	1:BS:47:GLY:HA3	1.95	0.47
1:CV:102:ILE:HD12	1:CV:126:LEU:HD11	1.96	0.47
1:CY:101:LEU:O	1:CY:105:VAL:HG23	2.14	0.47
1:DO:39:PRO:HB2	1:DO:47:GLY:HA3	1.95	0.47
1:EF:86:THR:HG22	1:EF:88:GLU:H	1.79	0.47
1:EL:102:ILE:HD12	1:EL:126:LEU:HD11	1.97	0.47
1:ER:53:ARG:HH22	1:ER:79:THR:HG21	1.78	0.47
1:EU:101:LEU:O	1:EU:105:VAL:HG23	2.14	0.47
1:FA:102:ILE:HD12	1:FA:126:LEU:HD11	1.97	0.47
1:FC:99:SER:OG	1:FC:124:GLU:O	2.20	0.47
1:FC:15:ASP:OD1	1:FG:10:ARG:NH2	2.47	0.47
1:FD:102:ILE:HD12	1:FD:126:LEU:HD11	1.96	0.47
1:FD:53:ARG:HH22	1:FD:79:THR:HG21	1.78	0.47
1:FJ:102:ILE:HD12	1:FJ:126:LEU:HD11	1.96	0.47
1:FM:102:ILE:HD12	1:FM:126:LEU:HD11	1.97	0.47
1:CB:74:VAL:CG2	1:FN:80:SER:HB2	2.40	0.47
1:FT:10:ARG:HD2	1:GQ:15:ASP:OD1	2.14	0.47
1:FY:53:ARG:HH22	1:FY:79:THR:HG21	1.78	0.47
1:GK:53:ARG:HH22	1:GK:79:THR:HG21	1.78	0.47
1:HM:39:PRO:HB2	1:HM:47:GLY:HA3	1.95	0.47
1:HO:53:ARG:HH22	1:HO:79:THR:HG21	1.78	0.47
1:HX:53:ARG:HH22	1:HX:79:THR:HG21	1.78	0.47
1:IK:39:PRO:HB2	1:IK:47:GLY:HA3	1.95	0.47

Continued on next page...

Continued from previous page...

Atom-1	Atom-2	Interatomic distance (Å)	Clash overlap (Å)
1:IK:80:SER:HB2	1:LW:74:VAL:HG22	1.95	0.47
1:IY:102:ILE:HD12	1:IY:126:LEU:HD11	1.96	0.47
1:JE:102:ILE:HD12	1:JE:126:LEU:HD11	1.97	0.47
1:JH:102:ILE:HD12	1:JH:126:LEU:HD11	1.96	0.47
1:JW:102:ILE:HD12	1:JW:126:LEU:HD11	1.97	0.47
1:KI:102:ILE:HD12	1:KI:126:LEU:HD11	1.96	0.47
1:KO:102:ILE:HD12	1:KO:126:LEU:HD11	1.97	0.47
1:KP:39:PRO:HB2	1:KP:47:GLY:HA3	1.95	0.47
1:KR:102:ILE:HD12	1:KR:126:LEU:HD11	1.96	0.47
1:KU:101:LEU:O	1:KU:105:VAL:HG23	2.14	0.47
1:LJ:53:ARG:HH22	1:LJ:79:THR:HG21	1.78	0.47
1:LV:86:THR:HG22	1:LV:88:GLU:H	1.79	0.47
1:MP:99:SER:OG	1:MP:124:GLU:O	2.20	0.47
1:MQ:102:ILE:HD12	1:MQ:126:LEU:HD11	1.97	0.47
1:MT:86:THR:HG22	1:MT:88:GLU:H	1.79	0.47
1:KJ:49:VAL:CG1	1:NV:112:ALA:O	2.60	0.47
1:AE:102:ILE:HD12	1:AE:126:LEU:HD11	1.96	0.47
1:AT:102:ILE:HD12	1:AT:126:LEU:HD11	1.97	0.47
1:AZ:101:LEU:O	1:AZ:105:VAL:HG23	2.14	0.47
1:BF:102:ILE:HD12	1:BF:126:LEU:HD11	1.96	0.47
1:BL:86:THR:HG22	1:BL:88:GLU:H	1.79	0.47
1:BR:101:LEU:O	1:BR:105:VAL:HG23	2.14	0.47
1:CA:53:ARG:HH22	1:CA:79:THR:HG21	1.78	0.47
1:CL:38:LEU:HB2	1:DH:10:ARG:HH11	1.79	0.47
1:CP:53:ARG:HH22	1:CP:79:THR:HG21	1.78	0.47
1:CS:102:ILE:HD12	1:CS:126:LEU:HD11	1.96	0.47
1:CV:10:ARG:NH1	1:DG:38:LEU:HB2	2.29	0.47
1:DE:101:LEU:O	1:DE:105:VAL:HG23	2.14	0.47
1:DF:8:LYS:HB2	1:GR:119:ASP:O	2.14	0.47
1:DH:86:THR:HG22	1:DH:88:GLU:H	1.79	0.47
1:DT:86:THR:HG22	1:DT:88:GLU:H	1.79	0.47
1:EL:15:ASP:OD1	1:ES:10:ARG:NH1	2.47	0.47
1:FG:53:ARG:HH22	1:FG:79:THR:HG21	1.78	0.47
1:FM:101:LEU:O	1:FM:105:VAL:HG23	2.14	0.47
1:FP:102:ILE:HD12	1:FP:126:LEU:HD11	1.97	0.47
1:FV:86:THR:HG22	1:FV:88:GLU:H	1.79	0.47
1:FZ:39:PRO:HB2	1:FZ:47:GLY:HA3	1.95	0.47
1:GB:102:ILE:HD12	1:GB:126:LEU:HD11	1.96	0.47
1:GW:86:THR:HG22	1:GW:88:GLU:H	1.79	0.47
1:HR:15:ASP:OD1	1:LK:10:ARG:NH1	2.48	0.47
1:HU:101:LEU:O	1:HU:105:VAL:HG23	2.14	0.47

Continued on next page...

Continued from previous page...

Atom-1	Atom-2	Interatomic distance (Å)	Clash overlap (Å)
1:HU:53:ARG:HH22	1:HU:79:THR:HG21	1.78	0.47
1:HV:116:TYR:CE1	1:LF:9:LEU:HA	2.49	0.47
1:IF:99:SER:OG	1:IF:124:GLU:O	2.20	0.47
1:IH:39:PRO:HB2	1:IH:47:GLY:HA3	1.95	0.47
1:IJ:102:ILE:HD12	1:IJ:126:LEU:HD11	1.96	0.47
1:IJ:101:LEU:O	1:IJ:105:VAL:HG23	2.14	0.47
1:IP:102:ILE:HD12	1:IP:126:LEU:HD11	1.96	0.47
1:IZ:39:PRO:HB2	1:IZ:47:GLY:HA3	1.95	0.47
1:JE:53:ARG:HH22	1:JE:79:THR:HG21	1.78	0.47
1:KC:102:ILE:HD12	1:KC:126:LEU:HD11	1.97	0.47
1:KL:102:ILE:HD12	1:KL:126:LEU:HD11	1.97	0.47
1:LM:86:THR:HG22	1:LM:88:GLU:H	1.79	0.47
1:MB:101:LEU:O	1:MB:105:VAL:HG23	2.14	0.47
1:MF:39:PRO:HB2	1:MF:47:GLY:HA3	1.95	0.47
1:MT:102:ILE:HD12	1:MT:126:LEU:HD11	1.97	0.47
1:MZ:101:LEU:O	1:MZ:105:VAL:HG23	2.14	0.47
1:NU:86:THR:HG22	1:NU:88:GLU:H	1.79	0.47
1:AN:86:THR:HG22	1:AN:88:GLU:H	1.79	0.47
1:AQ:101:LEU:O	1:AQ:105:VAL:HG23	2.14	0.47
1:BI:38:LEU:HD22	1:BP:10:ARG:HH21	1.80	0.47
1:BS:80:SER:HB2	1:FE:74:VAL:CG2	2.43	0.47
1:BV:39:PRO:HB2	1:BV:47:GLY:HA3	1.95	0.47
1:CH:39:PRO:HB2	1:CH:47:GLY:HA3	1.95	0.47
1:CV:101:LEU:O	1:CV:105:VAL:HG23	2.14	0.47
1:CW:112:ALA:O	1:GI:49:VAL:HG11	2.14	0.47
1:DE:53:ARG:HH22	1:DE:79:THR:HG21	1.78	0.47
1:DZ:15:ASP:OD1	1:FZ:10:ARG:NH1	2.47	0.47
1:DZ:86:THR:HG22	1:DZ:88:GLU:H	1.79	0.47
1:BR:10:ARG:NH1	1:EB:38:LEU:HB2	2.28	0.47
1:EY:39:PRO:HB2	1:EY:47:GLY:HA3	1.95	0.47
1:FB:39:PRO:HB2	1:FB:47:GLY:HA3	1.95	0.47
1:FD:86:THR:HG22	1:FD:88:GLU:H	1.79	0.47
1:FS:86:THR:HG22	1:FS:88:GLU:H	1.79	0.47
1:GH:86:THR:HG22	1:GH:88:GLU:H	1.79	0.47
1:GK:86:THR:HG22	1:GK:88:GLU:H	1.79	0.47
1:GW:101:LEU:O	1:GW:105:VAL:HG23	2.14	0.47
1:HA:39:PRO:HB2	1:HA:47:GLY:HA3	1.95	0.47
1:IE:39:PRO:HB2	1:IE:47:GLY:HA3	1.95	0.47
1:IQ:39:PRO:HB2	1:IQ:47:GLY:HA3	1.95	0.47
1:IV:86:THR:HG22	1:IV:88:GLU:H	1.79	0.47
1:JK:53:ARG:HH22	1:JK:79:THR:HG21	1.78	0.47

Continued on next page...

Continued from previous page...

Atom-1	Atom-2	Interatomic distance (Å)	Clash overlap (Å)
1:JN:53:ARG:HH22	1:JN:79:THR:HG21	1.78	0.47
1:JU:57:LYS:HZ3	1:NG:92:GLU:CD	2.16	0.47
1:JZ:53:ARG:HH22	1:JZ:79:THR:HG21	1.78	0.47
1:KI:101:LEU:O	1:KI:105:VAL:HG23	2.14	0.47
1:KL:101:LEU:O	1:KL:105:VAL:HG23	2.14	0.47
1:KX:102:ILE:HD12	1:KX:126:LEU:HD11	1.97	0.47
1:IK:57:LYS:NZ	1:LW:92:GLU:OE2	2.43	0.47
1:LX:99:SER:OG	1:LX:124:GLU:O	2.20	0.47
1:MZ:102:ILE:HD12	1:MZ:126:LEU:HD11	1.97	0.47
1:MZ:86:THR:HG22	1:MZ:88:GLU:H	1.79	0.47
1:KZ:114:SER:HA	1:NA:26:VAL:CG2	2.44	0.47
1:NC:101:LEU:O	1:NC:105:VAL:HG23	2.14	0.47
1:NL:86:THR:HG22	1:NL:88:GLU:H	1.79	0.47
1:NU:53:ARG:HH22	1:NU:79:THR:HG21	1.78	0.47
1:AQ:102:ILE:HD12	1:AQ:126:LEU:HD11	1.96	0.47
1:BF:53:ARG:HH22	1:BF:79:THR:HG21	1.78	0.47
1:BL:101:LEU:O	1:BL:105:VAL:HG23	2.14	0.47
1:BR:86:THR:HG22	1:BR:88:GLU:H	1.79	0.47
1:BU:101:LEU:O	1:BU:105:VAL:HG23	2.14	0.47
1:CA:102:ILE:HD12	1:CA:126:LEU:HD11	1.96	0.47
1:EF:101:LEU:O	1:EF:105:VAL:HG23	2.14	0.47
1:EO:101:LEU:O	1:EO:105:VAL:HG23	2.14	0.47
1:ER:102:ILE:HD12	1:ER:126:LEU:HD11	1.96	0.47
1:AY:38:LEU:HB2	1:EX:10:ARG:NH1	2.29	0.47
1:FG:102:ILE:HD12	1:FG:126:LEU:HD11	1.96	0.47
1:FY:101:LEU:O	1:FY:105:VAL:HG23	2.14	0.47
1:GE:53:ARG:HH22	1:GE:79:THR:HG21	1.78	0.47
1:GH:101:LEU:O	1:GH:105:VAL:HG23	2.14	0.47
1:GK:102:ILE:HD12	1:GK:126:LEU:HD11	1.97	0.47
1:GN:101:LEU:O	1:GN:105:VAL:HG23	2.14	0.47
1:GO:39:PRO:HB2	1:GO:47:GLY:HA3	1.95	0.47
1:HJ:39:PRO:HB2	1:HJ:47:GLY:HA3	1.95	0.47
1:HU:102:ILE:HD12	1:HU:126:LEU:HD11	1.97	0.47
1:HX:102:ILE:HD12	1:HX:126:LEU:HD11	1.97	0.47
1:IA:86:THR:HG22	1:IA:88:GLU:H	1.79	0.47
1:JF:39:PRO:HB2	1:JF:47:GLY:HA3	1.95	0.47
1:JI:39:PRO:HB2	1:JI:47:GLY:HA3	1.95	0.47
1:KF:101:LEU:O	1:KF:105:VAL:HG23	2.14	0.47
1:KG:39:PRO:HB2	1:KG:47:GLY:HA3	1.95	0.47
1:KU:102:ILE:HD12	1:KU:126:LEU:HD11	1.96	0.47
1:KU:38:LEU:HD22	1:ND:10:ARG:HH21	1.78	0.47

Continued on next page...

Continued from previous page...

Atom-1	Atom-2	Interatomic distance (Å)	Clash overlap (Å)
1:KX:101:LEU:O	1:KX:105:VAL:HG23	2.14	0.47
1:LA:86:THR:HG22	1:LA:88:GLU:H	1.79	0.47
1:LG:102:ILE:HD12	1:LG:126:LEU:HD11	1.97	0.47
1:LJ:86:THR:HG22	1:LJ:88:GLU:H	1.79	0.47
1:LS:10:ARG:NH1	1:MD:38:LEU:HB2	2.29	0.47
1:ME:86:THR:HG22	1:ME:88:GLU:H	1.79	0.47
1:MT:101:LEU:O	1:MT:105:VAL:HG23	2.14	0.47
1:NU:102:ILE:HD12	1:NU:126:LEU:HD11	1.97	0.47
1:KJ:4:ILE:HG12	1:NV:125:ASP:HB2	1.96	0.47
1:AK:102:ILE:HD12	1:AK:126:LEU:HD11	1.97	0.47
1:AW:86:THR:HG22	1:AW:88:GLU:H	1.79	0.47
1:BU:102:ILE:HD12	1:BU:126:LEU:HD11	1.97	0.47
1:BZ:9:LEU:HA	1:FN:116:TYR:CE1	2.49	0.47
1:CM:102:ILE:HD12	1:CM:126:LEU:HD11	1.97	0.47
1:CQ:74:VAL:HG22	1:GC:80:SER:HB2	1.96	0.47
1:DB:102:ILE:HD12	1:DB:126:LEU:HD11	1.96	0.47
1:DQ:86:THR:HG22	1:DQ:88:GLU:H	1.79	0.47
1:DZ:101:LEU:O	1:DZ:105:VAL:HG23	2.14	0.47
1:EO:102:ILE:HD12	1:EO:126:LEU:HD11	1.96	0.47
1:EU:79:THR:HB	1:EU:81:PHE:CE2	2.48	0.47
1:EX:101:LEU:O	1:EX:105:VAL:HG23	2.14	0.47
1:FV:101:LEU:O	1:FV:105:VAL:HG23	2.14	0.47
1:FY:102:ILE:HD12	1:FY:126:LEU:HD11	1.96	0.47
1:GE:86:THR:HG22	1:GE:88:GLU:H	1.79	0.47
1:GH:53:ARG:HH22	1:GH:79:THR:HG21	1.78	0.47
1:GT:102:ILE:HD12	1:GT:126:LEU:HD11	1.97	0.47
1:HJ:26:VAL:HG21	1:MM:113:TYR:O	2.14	0.47
1:IG:102:ILE:HD12	1:IG:126:LEU:HD11	1.97	0.47
1:IP:101:LEU:O	1:IP:105:VAL:HG23	2.14	0.47
1:JI:10:ARG:HH21	1:JN:38:LEU:HD22	1.79	0.47
1:KR:101:LEU:O	1:KR:105:VAL:HG23	2.14	0.47
1:MK:101:LEU:O	1:MK:105:VAL:HG23	2.14	0.47
1:MO:10:ARG:HH21	1:NU:38:LEU:CD2	2.27	0.47
1:NO:86:THR:HG22	1:NO:88:GLU:H	1.79	0.47
1:NR:102:ILE:HD12	1:NR:126:LEU:HD11	1.96	0.47
1:AB:86:THR:HG22	1:AB:88:GLU:H	1.79	0.47
1:AK:86:THR:HG22	1:AK:88:GLU:H	1.79	0.47
1:AM:99:SER:OG	1:AM:124:GLU:O	2.20	0.47
1:AV:38:LEU:HB2	1:FD:10:ARG:HH11	1.79	0.47
1:AW:102:ILE:HD12	1:AW:126:LEU:HD11	1.97	0.47
1:BN:99:SER:OG	1:BN:124:GLU:O	2.20	0.47

Continued on next page...

Continued from previous page...

Atom-1	Atom-2	Interatomic distance (Å)	Clash overlap (Å)
1:BO:101:LEU:O	1:BO:105:VAL:HG23	2.14	0.47
1:BU:10:ARG:HH11	1:DM:38:LEU:HB2	1.79	0.47
1:BX:101:LEU:O	1:BX:105:VAL:HG23	2.14	0.47
1:CA:101:LEU:O	1:CA:105:VAL:HG23	2.14	0.47
1:CJ:86:THR:HG22	1:CJ:88:GLU:H	1.79	0.47
1:DC:39:PRO:HB2	1:DC:47:GLY:HA3	1.95	0.47
1:DN:101:LEU:O	1:DN:105:VAL:HG23	2.14	0.47
1:EC:102:ILE:HD12	1:EC:126:LEU:HD11	1.97	0.47
1:EF:102:ILE:HD12	1:EF:126:LEU:HD11	1.97	0.47
1:BZ:9:LEU:HA	1:FN:116:TYR:CD1	2.49	0.47
1:FW:39:PRO:HB2	1:FW:47:GLY:HA3	1.95	0.47
1:GE:102:ILE:HD12	1:GE:126:LEU:HD11	1.97	0.47
1:GH:102:ILE:HD12	1:GH:126:LEU:HD11	1.96	0.47
1:GZ:86:THR:HG22	1:GZ:88:GLU:H	1.79	0.47
1:HV:39:PRO:HB2	1:HV:47:GLY:HA3	1.95	0.47
1:IA:53:ARG:HH22	1:IA:79:THR:HG21	1.78	0.47
1:IK:8:LYS:HB2	1:LW:119:ASP:O	2.15	0.47
1:IK:90:ARG:NH2	1:LW:113:TYR:CG	2.82	0.47
1:IA:15:ASP:OD1	1:IQ:10:ARG:NH1	2.48	0.47
1:IS:102:ILE:HD12	1:IS:126:LEU:HD11	1.97	0.47
1:IS:101:LEU:O	1:IS:105:VAL:HG23	2.14	0.47
1:JK:102:ILE:HD12	1:JK:126:LEU:HD11	1.96	0.47
1:JO:39:PRO:HB2	1:JO:47:GLY:HA3	1.95	0.47
1:LJ:101:LEU:O	1:LJ:105:VAL:HG23	2.14	0.47
1:LY:101:LEU:O	1:LY:105:VAL:HG23	2.14	0.47
1:MB:86:THR:HG22	1:MB:88:GLU:H	1.79	0.47
1:NL:101:LEU:O	1:NL:105:VAL:HG23	2.14	0.47
1:NR:86:THR:HG22	1:NR:88:GLU:H	1.79	0.47
1:AZ:86:THR:HG22	1:AZ:88:GLU:H	1.79	0.47
1:BL:102:ILE:HD12	1:BL:126:LEU:HD11	1.96	0.47
1:CD:101:LEU:O	1:CD:105:VAL:HG23	2.14	0.47
1:CQ:39:PRO:HB2	1:CQ:47:GLY:HA3	1.95	0.47
1:CV:86:THR:HG22	1:CV:88:GLU:H	1.79	0.47
1:DC:90:ARG:NH2	1:GO:113:TYR:CG	2.83	0.47
1:DK:86:THR:HG22	1:DK:88:GLU:H	1.79	0.47
1:AL:49:VAL:HG11	1:DX:112:ALA:O	2.14	0.47
1:DZ:102:ILE:HD12	1:DZ:126:LEU:HD11	1.97	0.47
1:EO:86:THR:HG22	1:EO:88:GLU:H	1.79	0.47
1:EX:86:THR:HG22	1:EX:88:GLU:H	1.79	0.47
1:FS:102:ILE:HD12	1:FS:126:LEU:HD11	1.97	0.47
1:GQ:86:THR:HG22	1:GQ:88:GLU:H	1.79	0.47

Continued on next page...

Continued from previous page...

Atom-1	Atom-2	Interatomic distance (Å)	Clash overlap (Å)
1:GZ:101:LEU:O	1:GZ:105:VAL:HG23	2.14	0.47
1:HC:101:LEU:O	1:HC:105:VAL:HG23	2.14	0.47
1:HR:86:THR:HG22	1:HR:88:GLU:H	1.79	0.47
1:IA:102:ILE:HD12	1:IA:126:LEU:HD11	1.96	0.47
1:IW:39:PRO:HB2	1:IW:47:GLY:HA3	1.95	0.47
1:JB:102:ILE:HD12	1:JB:126:LEU:HD11	1.96	0.47
1:KA:8:LYS:HB2	1:NM:119:ASP:O	2.15	0.47
1:KI:86:THR:HG22	1:KI:88:GLU:H	1.79	0.47
1:KO:101:LEU:O	1:KO:105:VAL:HG23	2.14	0.47
1:LG:101:LEU:O	1:LG:105:VAL:HG23	2.14	0.47
1:LS:102:ILE:HD12	1:LS:126:LEU:HD11	1.97	0.47
1:MH:101:LEU:O	1:MH:105:VAL:HG23	2.14	0.47
1:MK:102:ILE:HD12	1:MK:126:LEU:HD11	1.96	0.47
1:MT:53:ARG:HH22	1:MT:79:THR:HG21	1.78	0.47
1:JL:74:VAL:CG2	1:MX:80:SER:HB2	2.41	0.47
1:NC:102:ILE:HD12	1:NC:126:LEU:HD11	1.96	0.47
1:NL:102:ILE:HD12	1:NL:126:LEU:HD11	1.96	0.47
1:AK:101:LEU:O	1:AK:105:VAL:HG23	2.14	0.47
1:AU:39:PRO:HB2	1:AU:47:GLY:HA3	1.95	0.47
1:BS:8:LYS:HB2	1:FE:119:ASP:O	2.14	0.47
1:CB:39:PRO:HB2	1:CB:47:GLY:HA3	1.95	0.47
1:DH:101:LEU:O	1:DH:105:VAL:HG23	2.14	0.47
1:DK:101:LEU:O	1:DK:105:VAL:HG23	2.14	0.47
1:DW:101:LEU:O	1:DW:105:VAL:HG23	2.14	0.47
1:AR:80:SER:HB2	1:ED:74:VAL:HG22	1.97	0.47
1:EL:86:THR:HG22	1:EL:88:GLU:H	1.79	0.47
1:FJ:101:LEU:O	1:FJ:105:VAL:HG23	2.14	0.47
1:CH:74:VAL:HG22	1:FT:80:SER:HB2	1.97	0.47
1:GW:102:ILE:HD12	1:GW:126:LEU:HD11	1.96	0.47
1:HF:86:THR:HG22	1:HF:88:GLU:H	1.79	0.47
1:IG:101:LEU:O	1:IG:105:VAL:HG23	2.14	0.47
1:IG:86:THR:HG22	1:IG:88:GLU:H	1.79	0.47
1:HI:15:ASP:OD1	1:IW:10:ARG:NH1	2.48	0.47
1:JH:53:ARG:HH22	1:JH:79:THR:HG21	1.78	0.47
1:JN:101:LEU:O	1:JN:105:VAL:HG23	2.14	0.47
1:JN:102:ILE:HD12	1:JN:126:LEU:HD11	1.96	0.47
1:JZ:86:THR:HG22	1:JZ:88:GLU:H	1.79	0.47
1:KO:86:THR:HG22	1:KO:88:GLU:H	1.79	0.47
1:KU:10:ARG:HH11	1:NB:38:LEU:HD22	1.80	0.47
1:ND:39:PRO:HB2	1:ND:47:GLY:HA3	1.95	0.47
1:NI:86:THR:HG22	1:NI:88:GLU:H	1.79	0.47

Continued on next page...

Continued from previous page...

Atom-1	Atom-2	Interatomic distance (Å)	Clash overlap (Å)
1:BD:106:LYS:NZ	1:EP:129:THR:O	2.48	0.47
1:BF:86:THR:HG22	1:BF:88:GLU:H	1.79	0.47
1:BO:102:ILE:HD12	1:BO:126:LEU:HD11	1.97	0.47
1:BX:102:ILE:HD12	1:BX:126:LEU:HD11	1.97	0.47
1:CM:101:LEU:O	1:CM:105:VAL:HG23	2.14	0.47
1:CP:102:ILE:HD12	1:CP:126:LEU:HD11	1.96	0.47
1:CS:86:THR:HG22	1:CS:88:GLU:H	1.79	0.47
1:CW:119:ASP:O	1:GI:8:LYS:HB2	2.15	0.47
1:DE:102:ILE:HD12	1:DE:126:LEU:HD11	1.96	0.47
1:BJ:57:LYS:NZ	1:EV:92:GLU:OE2	2.47	0.47
1:FA:86:THR:HG22	1:FA:88:GLU:H	1.79	0.47
1:GB:86:THR:HG22	1:GB:88:GLU:H	1.79	0.47
1:HI:102:ILE:HD12	1:HI:126:LEU:HD11	1.96	0.47
1:HL:102:ILE:HD12	1:HL:126:LEU:HD11	1.96	0.47
1:HR:101:LEU:O	1:HR:105:VAL:HG23	2.14	0.47
1:IJ:86:THR:HG22	1:IJ:88:GLU:H	1.79	0.47
1:IP:53:ARG:HH22	1:IP:79:THR:HG21	1.78	0.47
1:JW:86:THR:HG22	1:JW:88:GLU:H	1.79	0.47
1:LA:101:LEU:O	1:LA:105:VAL:HG23	2.14	0.47
1:LA:102:ILE:HD12	1:LA:126:LEU:HD11	1.96	0.47
1:LD:86:THR:HG22	1:LD:88:GLU:H	1.79	0.47
1:LM:53:ARG:HH22	1:LM:79:THR:HG21	1.78	0.47
1:LP:86:THR:HG22	1:LP:88:GLU:H	1.79	0.47
1:LW:39:PRO:HB2	1:LW:47:GLY:HA3	1.95	0.47
1:MK:86:THR:HG22	1:MK:88:GLU:H	1.79	0.47
1:NC:86:THR:HG22	1:NC:88:GLU:H	1.79	0.47
1:NF:53:ARG:HH22	1:NF:79:THR:HG21	1.78	0.47
1:NF:86:THR:HG22	1:NF:88:GLU:H	1.79	0.47
1:BC:101:LEU:O	1:BC:105:VAL:HG23	2.14	0.47
1:BO:86:THR:HG22	1:BO:88:GLU:H	1.79	0.47
1:CY:8:LYS:HA	1:CY:19:PHE:CD1	2.51	0.47
1:DH:102:ILE:HD12	1:DH:126:LEU:HD11	1.96	0.47
1:DT:101:LEU:O	1:DT:105:VAL:HG23	2.14	0.47
1:BK:114:SER:HA	1:DX:26:VAL:HG21	1.97	0.47
1:AU:112:ALA:O	1:EG:49:VAL:HG11	2.15	0.47
1:FA:101:LEU:O	1:FA:105:VAL:HG23	2.14	0.47
1:GT:86:THR:HG22	1:GT:88:GLU:H	1.79	0.47
1:HD:39:PRO:HB2	1:HD:47:GLY:HA3	1.95	0.47
1:HV:57:LYS:HZ3	1:LH:92:GLU:CD	2.18	0.47
1:HZ:99:SER:OG	1:HZ:124:GLU:O	2.20	0.47
1:JB:101:LEU:O	1:JB:105:VAL:HG23	2.14	0.47

Continued on next page...

Continued from previous page...

Atom-1	Atom-2	Interatomic distance (Å)	Clash overlap (Å)
1:JH:101:LEU:O	1:JH:105:VAL:HG23	2.14	0.47
1:JH:86:THR:HG22	1:JH:88:GLU:H	1.79	0.47
1:KC:86:THR:HG22	1:KC:88:GLU:H	1.79	0.47
1:KF:102:ILE:HD12	1:KF:126:LEU:HD11	1.96	0.47
1:JK:66:ALA:CB	1:KF:66:ALA:HB1	2.44	0.47
1:MW:86:THR:HG22	1:MW:88:GLU:H	1.79	0.47
1:MO:10:ARG:NH1	1:NU:15:ASP:OD1	2.48	0.47
1:AS:99:SER:OG	1:AS:124:GLU:O	2.20	0.46
1:AU:49:VAL:HG11	1:EG:112:ALA:O	2.13	0.46
1:AW:8:LYS:HA	1:AW:19:PHE:CD1	2.51	0.46
1:BC:8:LYS:HA	1:BC:19:PHE:CD1	2.51	0.46
1:BR:102:ILE:HD12	1:BR:126:LEU:HD11	1.97	0.46
1:CE:39:PRO:HB2	1:CE:47:GLY:HA3	1.95	0.46
1:CM:86:THR:HG22	1:CM:88:GLU:H	1.79	0.46
1:CP:86:THR:HG22	1:CP:88:GLU:H	1.79	0.46
1:CZ:39:PRO:HB2	1:CZ:47:GLY:HA3	1.95	0.46
1:DC:74:VAL:HG22	1:GO:80:SER:HB2	1.96	0.46
1:DE:8:LYS:HA	1:DE:19:PHE:CD1	2.50	0.46
1:DN:8:LYS:HA	1:DN:19:PHE:CD1	2.51	0.46
1:DQ:8:LYS:HA	1:DQ:19:PHE:CD1	2.51	0.46
1:DW:86:THR:HG22	1:DW:88:GLU:H	1.79	0.46
1:DW:8:LYS:HA	1:DW:19:PHE:CD1	2.50	0.46
1:EC:86:THR:HG22	1:EC:88:GLU:H	1.79	0.46
1:EL:8:LYS:HA	1:EL:19:PHE:CD1	2.50	0.46
1:FV:8:LYS:HA	1:FV:19:PHE:CD1	2.51	0.46
1:GQ:101:LEU:O	1:GQ:105:VAL:HG23	2.14	0.46
1:GQ:102:ILE:HD12	1:GQ:126:LEU:HD11	1.96	0.46
1:HF:102:ILE:HD12	1:HF:126:LEU:HD11	1.96	0.46
1:HO:86:THR:HG22	1:HO:88:GLU:H	1.79	0.46
1:ID:86:THR:HG22	1:ID:88:GLU:H	1.79	0.46
1:ID:15:ASP:OD1	1:IK:10:ARG:NH1	2.47	0.46
1:IM:8:LYS:HA	1:IM:19:PHE:CD1	2.50	0.46
1:IN:90:ARG:NH2	1:LZ:113:TYR:CG	2.83	0.46
1:IV:26:VAL:HG11	1:KO:113:TYR:O	2.15	0.46
1:JB:8:LYS:HA	1:JB:19:PHE:CD1	2.51	0.46
1:JP:38:LEU:HB2	1:KC:10:ARG:NH1	2.30	0.46
1:KO:8:LYS:HA	1:KO:19:PHE:CD1	2.50	0.46
1:LM:8:LYS:HA	1:LM:19:PHE:CD1	2.50	0.46
1:LX:38:LEU:HB2	1:MK:10:ARG:NH1	2.30	0.46
1:MB:8:LYS:HA	1:MB:19:PHE:CD1	2.51	0.46
1:MQ:86:THR:HG22	1:MQ:88:GLU:H	1.79	0.46

Continued on next page...

Continued from previous page...

Atom-1	Atom-2	Interatomic distance (Å)	Clash overlap (Å)
1:NL:8:LYS:HA	1:NL:19:PHE:CD1	2.51	0.46
1:AE:8:LYS:HA	1:AE:19:PHE:CD1	2.51	0.46
1:BF:101:LEU:O	1:BF:105:VAL:HG23	2.14	0.46
1:CA:8:LYS:HA	1:CA:19:PHE:CD1	2.51	0.46
1:CM:8:LYS:HA	1:CM:19:PHE:CD1	2.50	0.46
1:CY:38:LEU:HD22	1:DL:10:ARG:HE	1.80	0.46
1:DA:99:SER:OG	1:DA:124:GLU:O	2.20	0.46
1:DB:8:LYS:HA	1:DB:19:PHE:CD1	2.51	0.46
1:AC:125:ASP:HB2	1:DO:4:ILE:CG1	2.45	0.46
1:EC:8:LYS:HA	1:EC:19:PHE:CD1	2.51	0.46
1:EF:8:LYS:HA	1:EF:19:PHE:CD1	2.51	0.46
1:ER:86:THR:HG22	1:ER:88:GLU:H	1.79	0.46
1:FG:8:LYS:HA	1:FG:19:PHE:CD1	2.51	0.46
1:FY:8:LYS:HA	1:FY:19:PHE:CD1	2.51	0.46
1:GN:102:ILE:HD12	1:GN:126:LEU:HD11	1.96	0.46
1:HO:102:ILE:HD12	1:HO:126:LEU:HD11	1.96	0.46
1:HR:102:ILE:HD12	1:HR:126:LEU:HD11	1.97	0.46
1:IA:8:LYS:HA	1:IA:19:PHE:CD1	2.50	0.46
1:JT:101:LEU:O	1:JT:105:VAL:HG23	2.14	0.46
1:KU:10:ARG:HH11	1:NB:38:LEU:HB2	1.78	0.46
1:KX:86:THR:HG22	1:KX:88:GLU:H	1.79	0.46
1:LM:101:LEU:O	1:LM:105:VAL:HG23	2.14	0.46
1:LS:101:LEU:O	1:LS:105:VAL:HG23	2.14	0.46
1:JC:57:LYS:NZ	1:MO:92:GLU:OE2	2.45	0.46
1:MW:102:ILE:HD12	1:MW:126:LEU:HD11	1.97	0.46
1:NF:8:LYS:HA	1:NF:19:PHE:CD1	2.51	0.46
1:NO:102:ILE:HD12	1:NO:126:LEU:HD11	1.97	0.46
1:KH:9:LEU:HA	1:NV:116:TYR:CD1	2.50	0.46
1:BI:8:LYS:HA	1:BI:19:PHE:CD1	2.51	0.46
1:BL:8:LYS:HA	1:BL:19:PHE:CD1	2.50	0.46
1:BU:8:LYS:HA	1:BU:19:PHE:CD1	2.51	0.46
1:BU:86:THR:HG22	1:BU:88:GLU:H	1.79	0.46
1:CE:59:ILE:HD12	1:FQ:89:ASP:OD2	2.15	0.46
1:CH:26:VAL:CG2	1:CL:114:SER:HA	2.45	0.46
1:CP:101:LEU:O	1:CP:105:VAL:HG23	2.14	0.46
1:DH:8:LYS:HA	1:DH:19:PHE:CD1	2.51	0.46
1:EI:102:ILE:HD12	1:EI:126:LEU:HD11	1.96	0.46
1:EZ:83:VAL:CG1	1:FM:27:THR:HA	2.45	0.46
1:FP:86:THR:HG22	1:FP:88:GLU:H	1.79	0.46
1:FW:26:VAL:HG21	1:GS:113:TYR:O	2.16	0.46
1:GW:8:LYS:HA	1:GW:19:PHE:CD1	2.51	0.46

Continued on next page...

Continued from previous page...

Atom-1	Atom-2	Interatomic distance (Å)	Clash overlap (Å)
1:HU:8:LYS:HA	1:HU:19:PHE:CD1	2.50	0.46
1:IN:39:PRO:HB2	1:IN:47:GLY:HA3	1.95	0.46
1:IV:53:ARG:HH22	1:IV:79:THR:HG21	1.78	0.46
1:IY:101:LEU:O	1:IY:105:VAL:HG23	2.14	0.46
1:JE:8:LYS:HA	1:JE:19:PHE:CD1	2.50	0.46
1:JZ:101:LEU:O	1:JZ:105:VAL:HG23	2.14	0.46
1:KU:8:LYS:HA	1:KU:19:PHE:CD1	2.51	0.46
1:LP:102:ILE:HD12	1:LP:126:LEU:HD11	1.97	0.46
1:LV:8:LYS:HA	1:LV:19:PHE:CD1	2.51	0.46
1:ME:53:ARG:HH22	1:ME:79:THR:HG21	1.78	0.46
1:MH:102:ILE:HD12	1:MH:126:LEU:HD11	1.97	0.46
1:MN:102:ILE:HD12	1:MN:126:LEU:HD11	1.97	0.46
1:MR:26:VAL:CG2	1:NN:114:SER:HA	2.46	0.46
1:JF:78:GLU:O	1:MR:75:ILE:HA	2.15	0.46
1:MW:8:LYS:HA	1:MW:19:PHE:CD1	2.51	0.46
1:NC:8:LYS:HA	1:NC:19:PHE:CD1	2.50	0.46
1:AT:86:THR:HG22	1:AT:88:GLU:H	1.79	0.46
1:AZ:8:LYS:HA	1:AZ:19:PHE:CD1	2.51	0.46
1:BO:10:ARG:NH2	1:DY:15:ASP:OD1	2.49	0.46
1:BS:89:ASP:OD2	1:FE:59:ILE:HD12	2.15	0.46
1:CB:80:SER:HB2	1:FN:74:VAL:CG2	2.38	0.46
1:DZ:8:LYS:HA	1:DZ:19:PHE:CD1	2.51	0.46
1:EI:86:THR:HG22	1:EI:88:GLU:H	1.79	0.46
1:EL:10:ARG:NH1	1:EQ:38:LEU:HB2	2.31	0.46
1:FM:8:LYS:HA	1:FM:19:PHE:CD1	2.51	0.46
1:GB:101:LEU:O	1:GB:105:VAL:HG23	2.14	0.46
1:GQ:8:LYS:HA	1:GQ:19:PHE:CD1	2.51	0.46
1:GT:8:LYS:HA	1:GT:19:PHE:CD1	2.51	0.46
1:HI:86:THR:HG22	1:HI:88:GLU:H	1.79	0.46
1:HO:8:LYS:HA	1:HO:19:PHE:CD1	2.51	0.46
1:HU:86:THR:HG22	1:HU:88:GLU:H	1.79	0.46
1:IV:102:ILE:HD12	1:IV:126:LEU:HD11	1.96	0.46
1:JK:8:LYS:HA	1:JK:19:PHE:CD1	2.51	0.46
1:JN:8:LYS:HA	1:JN:19:PHE:CD1	2.51	0.46
1:JO:74:VAL:HG22	1:NA:80:SER:HB2	1.96	0.46
1:JQ:8:LYS:HA	1:JQ:19:PHE:CD1	2.51	0.46
1:JT:8:LYS:HA	1:JT:19:PHE:CD1	2.51	0.46
1:JZ:102:ILE:HD12	1:JZ:126:LEU:HD11	1.96	0.46
1:LD:101:LEU:O	1:LD:105:VAL:HG23	2.14	0.46
1:LS:8:LYS:HA	1:LS:19:PHE:CD1	2.51	0.46
1:IT:92:GLU:CD	1:MF:57:LYS:HZ3	2.16	0.46

Continued on next page...

Continued from previous page...

Atom-1	Atom-2	Interatomic distance (Å)	Clash overlap (Å)
1:MT:8:LYS:HA	1:MT:19:PHE:CD1	2.51	0.46
1:MZ:8:LYS:HA	1:MZ:19:PHE:CD1	2.51	0.46
1:AI:10:ARG:NH1	1:GE:15:ASP:OD1	2.48	0.46
1:AP:83:VAL:HG11	1:FV:27:THR:HA	1.98	0.46
1:AQ:8:LYS:HA	1:AQ:19:PHE:CD1	2.50	0.46
1:AW:101:LEU:O	1:AW:105:VAL:HG23	2.14	0.46
1:BI:101:LEU:O	1:BI:105:VAL:HG23	2.14	0.46
1:BX:8:LYS:HA	1:BX:19:PHE:CD1	2.51	0.46
1:CC:99:SER:OG	1:CC:124:GLU:O	2.20	0.46
1:CG:101:LEU:O	1:CG:105:VAL:HG23	2.14	0.46
1:EU:8:LYS:HA	1:EU:19:PHE:CD1	2.51	0.46
1:EU:86:THR:HG22	1:EU:88:GLU:H	1.79	0.46
1:EX:8:LYS:HA	1:EX:19:PHE:CD1	2.51	0.46
1:HO:101:LEU:O	1:HO:105:VAL:HG23	2.14	0.46
1:IG:8:LYS:HA	1:IG:19:PHE:CD1	2.51	0.46
1:IY:8:LYS:HA	1:IY:19:PHE:CD1	2.51	0.46
1:KL:8:LYS:HA	1:KL:19:PHE:CD1	2.50	0.46
1:IP:38:LEU:CD2	1:LB:10:ARG:HH21	2.22	0.46
1:LD:8:LYS:HA	1:LD:19:PHE:CD1	2.51	0.46
1:LG:8:LYS:HA	1:LG:19:PHE:CD1	2.51	0.46
1:IQ:49:VAL:HG11	1:MC:112:ALA:O	2.16	0.46
1:MN:86:THR:HG22	1:MN:88:GLU:H	1.79	0.46
1:JH:38:LEU:HD22	1:NG:10:ARG:HH21	1.80	0.46
1:JX:89:ASP:OD2	1:NJ:59:ILE:HD12	2.16	0.46
1:NO:8:LYS:HA	1:NO:19:PHE:CD1	2.51	0.46
1:NR:8:LYS:HA	1:NR:19:PHE:CD1	2.51	0.46
1:AH:8:LYS:HA	1:AH:19:PHE:CD1	2.51	0.46
1:AK:8:LYS:HA	1:AK:19:PHE:CD1	2.50	0.46
1:AZ:102:ILE:HD12	1:AZ:126:LEU:HD11	1.96	0.46
1:DQ:102:ILE:HD12	1:DQ:126:LEU:HD11	1.97	0.46
1:AF:101:LEU:HD22	1:DR:94:LEU:HD22	1.98	0.46
1:EH:113:TYR:O	1:EP:26:VAL:HG21	2.15	0.46
1:EO:8:LYS:HA	1:EO:19:PHE:CD1	2.51	0.46
1:FA:8:LYS:HA	1:FA:19:PHE:CD1	2.51	0.46
1:FR:8:LYS:HB2	1:FS:119:ASP:O	2.16	0.46
1:CK:8:LYS:HB2	1:FW:119:ASP:O	2.16	0.46
1:HH:8:LYS:HB2	1:HI:119:ASP:O	2.16	0.46
1:HS:57:LYS:HZ3	1:LE:92:GLU:CD	2.19	0.46
1:KQ:8:LYS:HB2	1:KR:119:ASP:O	2.16	0.46
1:LA:8:LYS:HA	1:LA:19:PHE:CD1	2.50	0.46
1:MN:8:LYS:HA	1:MN:19:PHE:CD1	2.50	0.46

Continued on next page...

Continued from previous page...

Atom-1	Atom-2	Interatomic distance (Å)	Clash overlap (Å)
1:NI:102:ILE:HD12	1:NI:126:LEU:HD11	1.96	0.46
1:NI:8:LYS:HA	1:NI:19:PHE:CD1	2.50	0.46
1:NT:8:LYS:HB2	1:NU:119:ASP:O	2.16	0.46
1:BO:8:LYS:HA	1:BO:19:PHE:CD1	2.51	0.46
1:BX:86:THR:HG22	1:BX:88:GLU:H	1.79	0.46
1:CD:102:ILE:HD12	1:CD:126:LEU:HD11	1.97	0.46
1:CJ:8:LYS:HA	1:CJ:19:PHE:CD1	2.51	0.46
1:CK:113:TYR:CD1	1:FW:90:ARG:NH2	2.84	0.46
1:CX:8:LYS:HB2	1:CY:119:ASP:O	2.16	0.46
1:DA:8:LYS:HB2	1:DB:119:ASP:O	2.16	0.46
1:DJ:8:LYS:HB2	1:DK:119:ASP:O	2.16	0.46
1:DK:8:LYS:HA	1:DK:19:PHE:CD1	2.51	0.46
1:DY:8:LYS:HB2	1:DZ:119:ASP:O	2.16	0.46
1:EK:8:LYS:HB2	1:EL:119:ASP:O	2.16	0.46
1:BP:94:LEU:HD23	1:FB:75:ILE:HD12	1.98	0.46
1:FD:8:LYS:HA	1:FD:19:PHE:CD1	2.50	0.46
1:FF:8:LYS:HB2	1:FG:119:ASP:O	2.16	0.46
1:HE:4:ILE:HB	1:HF:123:ILE:HG13	1.98	0.46
1:HE:8:LYS:HB2	1:HF:119:ASP:O	2.16	0.46
1:HI:8:LYS:HA	1:HI:19:PHE:CD1	2.50	0.46
1:HK:8:LYS:HB2	1:HL:119:ASP:O	2.16	0.46
1:HN:99:SER:OG	1:HN:124:GLU:O	2.20	0.46
1:HN:8:LYS:HB2	1:HO:119:ASP:O	2.16	0.46
1:HR:8:LYS:HA	1:HR:19:PHE:CD1	2.51	0.46
1:ID:8:LYS:HA	1:ID:19:PHE:CD1	2.51	0.46
1:IO:8:LYS:HB2	1:IP:119:ASP:O	2.16	0.46
1:JF:94:LEU:HD12	1:MR:109:GLN:HE21	1.81	0.46
1:JH:8:LYS:HA	1:JH:19:PHE:CD1	2.50	0.46
1:JK:101:LEU:O	1:JK:105:VAL:HG23	2.14	0.46
1:JO:119:ASP:O	1:NA:8:LYS:HB2	2.16	0.46
1:JQ:101:LEU:O	1:JQ:105:VAL:HG23	2.14	0.46
1:JQ:86:THR:HG22	1:JQ:88:GLU:H	1.79	0.46
1:JT:86:THR:HG22	1:JT:88:GLU:H	1.79	0.46
1:JW:8:LYS:HA	1:JW:19:PHE:CD1	2.51	0.46
1:KG:104:GLU:OE1	1:NS:53:ARG:NH1	2.32	0.46
1:KK:99:SER:OG	1:KK:124:GLU:O	2.20	0.46
1:KT:99:SER:OG	1:KT:124:GLU:O	2.20	0.46
1:KZ:4:ILE:HB	1:LA:123:ILE:HG13	1.98	0.46
1:LI:8:LYS:HB2	1:LJ:119:ASP:O	2.16	0.46
1:LS:86:THR:HG22	1:LS:88:GLU:H	1.79	0.46
1:MB:102:ILE:HD12	1:MB:126:LEU:HD11	1.96	0.46

Continued on next page...

Continued from previous page...

Atom-1	Atom-2	Interatomic distance (Å)	Clash overlap (Å)
1:IW:49:VAL:CG1	1:MI:112:ALA:O	2.60	0.46
1:NE:8:LYS:HB2	1:NF:119:ASP:O	2.16	0.46
1:NU:8:LYS:HA	1:NU:19:PHE:CD1	2.51	0.46
1:AA:8:LYS:HB2	1:AB:119:ASP:O	2.16	0.46
1:AT:8:LYS:HA	1:AT:19:PHE:CD1	2.51	0.46
1:BG:8:LYS:HB2	1:ES:119:ASP:O	2.16	0.46
1:BP:80:SER:HB2	1:FB:74:VAL:HG22	1.98	0.46
1:CT:104:GLU:OE1	1:GF:53:ARG:NH1	2.36	0.46
1:CV:8:LYS:HA	1:CV:19:PHE:CD1	2.51	0.46
1:DP:4:ILE:HB	1:DQ:123:ILE:HG13	1.98	0.46
1:EH:8:LYS:HB2	1:EI:119:ASP:O	2.16	0.46
1:EN:4:ILE:HB	1:EO:123:ILE:HG13	1.98	0.46
1:BJ:125:ASP:HB2	1:EV:4:ILE:CG1	2.46	0.46
1:EW:4:ILE:HB	1:EX:123:ILE:HG13	1.98	0.46
1:BM:49:VAL:HG11	1:EY:112:ALA:O	2.15	0.46
1:CE:92:GLU:CD	1:FQ:57:LYS:HZ3	2.19	0.46
1:FU:8:LYS:HB2	1:FV:119:ASP:O	2.16	0.46
1:FX:4:ILE:HB	1:FY:123:ILE:HG13	1.98	0.46
1:EB:114:SER:HA	1:GC:26:VAL:CG2	2.45	0.46
1:GV:8:LYS:HB2	1:GW:119:ASP:O	2.16	0.46
1:GZ:102:ILE:HD12	1:GZ:126:LEU:HD11	1.96	0.46
1:HB:126:LEU:HD23	1:HB:126:LEU:HA	1.85	0.46
1:HV:49:VAL:HG11	1:LH:112:ALA:O	2.16	0.46
1:HW:8:LYS:HB2	1:HX:119:ASP:O	2.16	0.46
1:IC:4:ILE:HB	1:ID:123:ILE:HG13	1.98	0.46
1:IF:8:LYS:HB2	1:IG:119:ASP:O	2.16	0.46
1:IL:8:LYS:HB2	1:IM:119:ASP:O	2.16	0.46
1:IM:102:ILE:HD12	1:IM:126:LEU:HD11	1.96	0.46
1:HZ:113:TYR:O	1:IQ:26:VAL:HG21	2.15	0.46
1:JQ:102:ILE:HD12	1:JQ:126:LEU:HD11	1.96	0.46
1:JZ:8:LYS:HA	1:JZ:19:PHE:CD1	2.51	0.46
1:KB:8:LYS:HB2	1:KC:119:ASP:O	2.16	0.46
1:HW:114:SER:HA	1:LH:26:VAL:CG2	2.46	0.46
1:LJ:102:ILE:HD12	1:LJ:126:LEU:HD11	1.97	0.46
1:LJ:8:LYS:HA	1:LJ:19:PHE:CD1	2.51	0.46
1:LY:102:ILE:HD12	1:LY:126:LEU:HD11	1.97	0.46
1:MA:4:ILE:HB	1:MB:123:ILE:HG13	1.98	0.46
1:MG:8:LYS:HB2	1:MH:119:ASP:O	2.16	0.46
1:GY:38:LEU:HB2	1:MW:10:ARG:NH1	2.31	0.46
1:KA:26:VAL:HG21	1:NH:113:TYR:O	2.16	0.46
1:NN:8:LYS:HB2	1:NO:119:ASP:O	2.16	0.46

Continued on next page...

Continued from previous page...

Atom-1	Atom-2	Interatomic distance (Å)	Clash overlap (Å)
1:NQ:8:LYS:HB2	1:NR:119:ASP:O	2.16	0.46
1:AP:4:ILE:HB	1:AQ:123:ILE:HG13	1.98	0.46
1:AS:4:ILE:HB	1:AT:123:ILE:HG13	1.98	0.46
1:BE:4:ILE:HB	1:BF:123:ILE:HG13	1.98	0.46
1:BF:8:LYS:HA	1:BF:19:PHE:CD1	2.50	0.46
1:BH:8:LYS:HB2	1:BI:119:ASP:O	2.16	0.46
1:BT:8:LYS:HB2	1:BU:119:ASP:O	2.16	0.46
1:CD:8:LYS:HA	1:CD:19:PHE:CD1	2.50	0.46
1:CF:4:ILE:HB	1:CG:123:ILE:HG13	1.98	0.46
1:CG:8:LYS:HA	1:CG:19:PHE:CD1	2.51	0.46
1:CJ:102:ILE:HD12	1:CJ:126:LEU:HD11	1.97	0.46
1:DK:102:ILE:HD12	1:DK:126:LEU:HD11	1.97	0.46
1:AC:59:ILE:CD1	1:DO:89:ASP:OD2	2.61	0.46
1:EU:102:ILE:HD12	1:EU:126:LEU:HD11	1.97	0.46
1:FB:6:ILE:HG22	1:FB:19:PHE:HB3	1.98	0.46
1:FV:102:ILE:HD12	1:FV:126:LEU:HD11	1.96	0.46
1:GM:8:LYS:HB2	1:GN:119:ASP:O	2.16	0.46
1:GY:38:LEU:HB2	1:MW:10:ARG:HH11	1.81	0.46
1:GY:8:LYS:HB2	1:GZ:119:ASP:O	2.16	0.46
1:HB:4:ILE:HB	1:HC:123:ILE:HG13	1.98	0.46
1:HC:102:ILE:HD12	1:HC:126:LEU:HD11	1.97	0.46
1:HJ:90:ARG:NH2	1:KV:113:TYR:CG	2.84	0.46
1:IC:114:SER:HA	1:IK:26:VAL:HG21	1.98	0.46
1:IL:4:ILE:HB	1:IM:123:ILE:HG13	1.98	0.46
1:IX:8:LYS:HB2	1:IY:119:ASP:O	2.16	0.46
1:JJ:8:LYS:HB2	1:JK:119:ASP:O	2.16	0.46
1:KB:4:ILE:HB	1:KC:123:ILE:HG13	1.98	0.46
1:KK:126:LEU:HA	1:KK:126:LEU:HD23	1.85	0.46
1:KM:79:THR:HB	1:KM:81:PHE:CE2	2.51	0.46
1:LP:8:LYS:HA	1:LP:19:PHE:CD1	2.51	0.46
1:LV:102:ILE:HD12	1:LV:126:LEU:HD11	1.96	0.46
1:HW:38:LEU:HB2	1:LV:10:ARG:NH1	2.31	0.46
1:MC:20:THR:OG1	1:MD:116:TYR:OH	2.26	0.46
1:ME:8:LYS:HA	1:ME:19:PHE:CD1	2.51	0.46
1:MH:86:THR:HG22	1:MH:88:GLU:H	1.79	0.46
1:MM:4:ILE:HB	1:MN:123:ILE:HG13	1.98	0.46
1:AB:8:LYS:HA	1:AB:19:PHE:CD1	2.51	0.46
1:AF:79:THR:HB	1:AF:81:PHE:CE2	2.51	0.46
1:AN:8:LYS:HA	1:AN:19:PHE:CD1	2.51	0.46
1:AX:6:ILE:HG22	1:AX:19:PHE:HB3	1.98	0.46
1:AY:8:LYS:HB2	1:AZ:119:ASP:O	2.16	0.46

Continued on next page...

Continued from previous page...

Atom-1	Atom-2	Interatomic distance (Å)	Clash overlap (Å)
1:BE:8:LYS:HB2	1:BF:119:ASP:O	2.16	0.46
1:AQ:10:ARG:HE	1:BT:38:LEU:HD13	1.80	0.46
1:CH:79:THR:HB	1:CH:81:PHE:CE2	2.51	0.46
1:CI:99:SER:OG	1:CI:124:GLU:O	2.20	0.46
1:CN:79:THR:HB	1:CN:81:PHE:CE2	2.51	0.46
1:CS:8:LYS:HA	1:CS:19:PHE:CD1	2.51	0.46
1:CY:102:ILE:HD12	1:CY:126:LEU:HD11	1.96	0.46
1:DD:4:ILE:HB	1:DE:123:ILE:HG13	1.98	0.46
1:DN:102:ILE:HD12	1:DN:126:LEU:HD11	1.96	0.46
1:DO:79:THR:HB	1:DO:81:PHE:CE2	2.51	0.46
1:DR:79:THR:HB	1:DR:81:PHE:CE2	2.51	0.46
1:EQ:8:LYS:HB2	1:ER:119:ASP:O	2.16	0.46
1:EZ:4:ILE:HB	1:FA:123:ILE:HG13	1.98	0.46
1:FH:6:ILE:HG22	1:FH:19:PHE:HB3	1.98	0.46
1:FI:4:ILE:HB	1:FJ:123:ILE:HG13	1.98	0.46
1:FJ:8:LYS:HA	1:FJ:19:PHE:CD1	2.51	0.46
1:FO:8:LYS:HB2	1:FP:119:ASP:O	2.16	0.46
1:FQ:79:THR:HB	1:FQ:81:PHE:CE2	2.51	0.46
1:FU:99:SER:OG	1:FU:124:GLU:O	2.20	0.46
1:FU:38:LEU:HB2	1:GT:10:ARG:HH11	1.81	0.46
1:GG:8:LYS:HB2	1:GH:119:ASP:O	2.16	0.46
1:GJ:8:LYS:HB2	1:GK:119:ASP:O	2.16	0.46
1:GS:4:ILE:HB	1:GT:123:ILE:HG13	1.98	0.46
1:GV:4:ILE:HB	1:GW:123:ILE:HG13	1.98	0.46
1:GY:4:ILE:HB	1:GZ:123:ILE:HG13	1.98	0.46
1:GZ:8:LYS:HA	1:GZ:19:PHE:CD1	2.51	0.46
1:HH:4:ILE:HB	1:HI:123:ILE:HG13	1.98	0.46
1:IJ:8:LYS:HA	1:IJ:19:PHE:CD1	2.51	0.46
1:IZ:79:THR:HB	1:IZ:81:PHE:CE2	2.51	0.46
1:JC:79:THR:HB	1:JC:81:PHE:CE2	2.51	0.46
1:JD:8:LYS:HB2	1:JE:119:ASP:O	2.16	0.46
1:KH:8:LYS:HB2	1:KI:119:ASP:O	2.16	0.46
1:KP:79:THR:HB	1:KP:81:PHE:CE2	2.51	0.46
1:IJ:66:ALA:HB1	1:KU:66:ALA:HB3	1.98	0.46
1:HJ:89:ASP:OD2	1:KV:59:ILE:HD12	2.16	0.46
1:KX:8:LYS:HA	1:KX:19:PHE:CD1	2.51	0.46
1:KZ:8:LYS:HB2	1:LA:119:ASP:O	2.16	0.46
1:LE:6:ILE:HG22	1:LE:19:PHE:HB3	1.98	0.46
1:LP:10:ARG:NH2	1:MJ:15:ASP:OD1	2.49	0.46
1:IH:57:LYS:NZ	1:LT:92:GLU:OE2	2.47	0.46
1:LY:8:LYS:HA	1:LY:19:PHE:CD1	2.51	0.46

Continued on next page...

Continued from previous page...

Atom-1	Atom-2	Interatomic distance (Å)	Clash overlap (Å)
1:MA:8:LYS:HB2	1:MB:119:ASP:O	2.16	0.46
1:ME:102:ILE:HD12	1:ME:126:LEU:HD11	1.97	0.46
1:MF:79:THR:HB	1:MF:81:PHE:CE2	2.51	0.46
1:MJ:4:ILE:HB	1:MK:123:ILE:HG13	1.98	0.46
1:MM:8:LYS:HB2	1:MN:119:ASP:O	2.16	0.46
1:MX:79:THR:HB	1:MX:81:PHE:CE2	2.51	0.46
1:NT:4:ILE:HB	1:NU:123:ILE:HG13	1.98	0.46
1:AV:4:ILE:HB	1:AW:123:ILE:HG13	1.98	0.45
1:BY:6:ILE:HG22	1:BY:19:PHE:HB3	1.99	0.45
1:BZ:4:ILE:HB	1:CA:123:ILE:HG13	1.98	0.45
1:CB:104:GLU:OE1	1:FN:53:ARG:NH1	2.37	0.45
1:CF:8:LYS:HB2	1:CG:119:ASP:O	2.16	0.45
1:CL:8:LYS:HB2	1:CM:119:ASP:O	2.16	0.45
1:CU:8:LYS:HB2	1:CV:119:ASP:O	2.16	0.45
1:DC:79:THR:HB	1:DC:81:PHE:CE2	2.52	0.45
1:DF:6:ILE:HG22	1:DF:19:PHE:HB3	1.99	0.45
1:DL:79:THR:HB	1:DL:81:PHE:CE2	2.51	0.45
1:EA:79:THR:HB	1:EA:81:PHE:CE2	2.52	0.45
1:EN:8:LYS:HB2	1:EO:119:ASP:O	2.16	0.45
1:ER:8:LYS:HA	1:ER:19:PHE:CD1	2.50	0.45
1:ET:8:LYS:HB2	1:EU:119:ASP:O	2.16	0.45
1:ET:4:ILE:HB	1:EU:123:ILE:HG13	1.98	0.45
1:BJ:49:VAL:HG11	1:EV:112:ALA:O	2.16	0.45
1:FK:6:ILE:HG22	1:FK:19:PHE:HB3	1.99	0.45
1:FS:8:LYS:HA	1:FS:19:PHE:CD1	2.51	0.45
1:AR:10:ARG:HH21	1:FV:38:LEU:HD22	1.82	0.45
1:GA:8:LYS:HB2	1:GB:119:ASP:O	2.16	0.45
1:GC:79:THR:HB	1:GC:81:PHE:CE2	2.52	0.45
1:GF:79:THR:HB	1:GF:81:PHE:CE2	2.51	0.45
1:GL:79:THR:HB	1:GL:81:PHE:CE2	2.51	0.45
1:GP:4:ILE:HB	1:GQ:123:ILE:HG13	1.98	0.45
1:DI:90:ARG:NH2	1:GU:113:TYR:CD1	2.84	0.45
1:HQ:79:THR:HB	1:HQ:81:PHE:CE2	2.52	0.45
1:HS:79:THR:HB	1:HS:81:PHE:CE2	2.51	0.45
1:HT:4:ILE:HB	1:HU:123:ILE:HG13	1.98	0.45
1:HZ:4:ILE:HB	1:IA:123:ILE:HG13	1.98	0.45
1:IR:4:ILE:HB	1:IS:123:ILE:HG13	1.98	0.45
1:IT:6:ILE:HG22	1:IT:19:PHE:HB3	1.99	0.45
1:HH:114:SER:HA	1:IW:26:VAL:CG2	2.45	0.45
1:JG:8:LYS:HB2	1:JH:119:ASP:O	2.16	0.45
1:JK:86:THR:HG22	1:JK:88:GLU:H	1.79	0.45

Continued on next page...

Continued from previous page...

Atom-1	Atom-2	Interatomic distance (Å)	Clash overlap (Å)
1:JL:6:ILE:HG22	1:JL:19:PHE:HB3	1.99	0.45
1:JR:6:ILE:HG22	1:JR:19:PHE:HB3	1.99	0.45
1:JV:8:LYS:HB2	1:JW:119:ASP:O	2.16	0.45
1:KA:6:ILE:HG22	1:KA:19:PHE:HB3	1.99	0.45
1:KI:8:LYS:HA	1:KI:19:PHE:CD1	2.51	0.45
1:KJ:6:ILE:HG22	1:KJ:19:PHE:HB3	1.98	0.45
1:KK:8:LYS:HB2	1:KL:119:ASP:O	2.16	0.45
1:IY:38:LEU:CD2	1:KS:10:ARG:HH21	2.28	0.45
1:KV:79:THR:HB	1:KV:81:PHE:CE2	2.51	0.45
1:LC:8:LYS:HB2	1:LD:119:ASP:O	2.16	0.45
1:LD:102:ILE:HD12	1:LD:126:LEU:HD11	1.96	0.45
1:LH:79:THR:HB	1:LH:81:PHE:CE2	2.52	0.45
1:LZ:79:THR:HB	1:LZ:81:PHE:CE2	2.51	0.45
1:MA:79:THR:HB	1:MA:81:PHE:CE2	2.52	0.45
1:MD:99:SER:OG	1:MD:124:GLU:O	2.20	0.45
1:MD:8:LYS:HB2	1:ME:119:ASP:O	2.16	0.45
1:MH:8:LYS:HA	1:MH:19:PHE:CD1	2.51	0.45
1:MK:8:LYS:HA	1:MK:19:PHE:CD1	2.51	0.45
1:MQ:8:LYS:HA	1:MQ:19:PHE:CD1	2.50	0.45
1:JU:49:VAL:HG11	1:NG:112:ALA:O	2.17	0.45
1:NQ:4:ILE:HB	1:NR:123:ILE:HG13	1.98	0.45
1:NS:79:THR:HB	1:NS:81:PHE:CE2	2.51	0.45
1:AD:126:LEU:HA	1:AD:126:LEU:HD23	1.85	0.45
1:AG:38:LEU:HB2	1:GE:10:ARG:NH1	2.31	0.45
1:AJ:79:THR:HB	1:AJ:81:PHE:CE2	2.52	0.45
1:AM:8:LYS:HB2	1:AN:119:ASP:O	2.16	0.45
1:AS:8:LYS:HB2	1:AT:119:ASP:O	2.16	0.45
1:BD:79:THR:HB	1:BD:81:PHE:CE2	2.52	0.45
1:BP:112:ALA:O	1:FB:49:VAL:CG1	2.59	0.45
1:BV:79:THR:HB	1:BV:81:PHE:CE2	2.51	0.45
1:CC:8:LYS:HB2	1:CD:119:ASP:O	2.16	0.45
1:CD:63:ALA:HA	1:CD:68:GLU:HG2	1.99	0.45
1:CR:8:LYS:HB2	1:CS:119:ASP:O	2.16	0.45
1:CZ:6:ILE:HG22	1:CZ:19:PHE:HB3	1.98	0.45
1:DG:8:LYS:HB2	1:DH:119:ASP:O	2.16	0.45
1:DI:6:ILE:HG22	1:DI:19:PHE:HB3	1.98	0.45
1:DP:8:LYS:HB2	1:DQ:119:ASP:O	2.16	0.45
1:DT:8:LYS:HA	1:DT:19:PHE:CD1	2.51	0.45
1:DV:8:LYS:HB2	1:DW:119:ASP:O	2.16	0.45
1:DY:79:THR:HB	1:DY:81:PHE:CE2	2.52	0.45
1:EA:6:ILE:HG22	1:EA:19:PHE:HB3	1.99	0.45

Continued on next page...

Continued from previous page...

Atom-1	Atom-2	Interatomic distance (Å)	Clash overlap (Å)
1:ED:6:ILE:HG22	1:ED:19:PHE:HB3	1.98	0.45
1:ED:79:THR:HB	1:ED:81:PHE:CE2	2.51	0.45
1:EG:79:THR:HB	1:EG:81:PHE:CE2	2.52	0.45
1:EJ:6:ILE:HG22	1:EJ:19:PHE:HB3	1.99	0.45
1:EK:99:SER:OG	1:EK:124:GLU:O	2.20	0.45
1:EY:6:ILE:HG22	1:EY:19:PHE:HB3	1.99	0.45
1:EY:79:THR:HB	1:EY:81:PHE:CE2	2.52	0.45
1:FE:79:THR:HB	1:FE:81:PHE:CE2	2.51	0.45
1:FO:126:LEU:HD23	1:FO:126:LEU:HA	1.85	0.45
1:FO:4:ILE:HB	1:FP:123:ILE:HG13	1.98	0.45
1:GA:79:THR:HB	1:GA:81:PHE:CE2	2.52	0.45
1:GB:8:LYS:HA	1:GB:19:PHE:CD1	2.51	0.45
1:GE:8:LYS:HA	1:GE:19:PHE:CD1	2.51	0.45
1:GF:6:ILE:HG22	1:GF:19:PHE:HB3	1.99	0.45
1:GI:79:THR:HB	1:GI:81:PHE:CE2	2.52	0.45
1:GJ:4:ILE:HB	1:GK:123:ILE:HG13	1.98	0.45
1:GK:8:LYS:HA	1:GK:19:PHE:CD1	2.50	0.45
1:GN:8:LYS:HA	1:GN:19:PHE:CD1	2.51	0.45
1:GR:6:ILE:HG22	1:GR:19:PHE:HB3	1.98	0.45
1:HB:79:THR:HB	1:HB:81:PHE:CE2	2.52	0.45
1:HB:8:LYS:HB2	1:HC:119:ASP:O	2.16	0.45
1:HK:4:ILE:HB	1:HL:123:ILE:HG13	1.98	0.45
1:HQ:8:LYS:HB2	1:HR:119:ASP:O	2.16	0.45
1:HY:79:THR:HB	1:HY:81:PHE:CE2	2.51	0.45
1:IF:79:THR:HB	1:IF:81:PHE:CE2	2.52	0.45
1:IH:79:THR:HB	1:IH:81:PHE:CE2	2.51	0.45
1:IR:79:THR:HB	1:IR:81:PHE:CE2	2.52	0.45
1:IR:8:LYS:HB2	1:IS:119:ASP:O	2.16	0.45
1:IU:4:ILE:HB	1:IV:123:ILE:HG13	1.98	0.45
1:IW:79:THR:HB	1:IW:81:PHE:CE2	2.51	0.45
1:JG:79:THR:HB	1:JG:81:PHE:CE2	2.52	0.45
1:JR:79:THR:HB	1:JR:81:PHE:CE2	2.52	0.45
1:JT:102:ILE:HD12	1:JT:126:LEU:HD11	1.97	0.45
1:JX:79:THR:HB	1:JX:81:PHE:CE2	2.52	0.45
1:KH:9:LEU:HA	1:NV:116:TYR:CE1	2.51	0.45
1:KK:4:ILE:HB	1:KL:123:ILE:HG13	1.98	0.45
1:KN:79:THR:HB	1:KN:81:PHE:CE2	2.52	0.45
1:KQ:126:LEU:HA	1:KQ:126:LEU:HD23	1.85	0.45
1:KT:4:ILE:HB	1:KU:123:ILE:HG13	1.98	0.45
1:KW:8:LYS:HB2	1:KX:119:ASP:O	2.16	0.45
1:LB:79:THR:HB	1:LB:81:PHE:CE2	2.51	0.45

Continued on next page...

Continued from previous page...

Atom-1	Atom-2	Interatomic distance (Å)	Clash overlap (Å)
1:LE:79:THR:HB	1:LE:81:PHE:CE2	2.51	0.45
1:LT:6:ILE:HG22	1:LT:19:PHE:HB3	1.99	0.45
1:IW:113:TYR:CG	1:MI:90:ARG:NH2	2.85	0.45
1:MX:6:ILE:HG22	1:MX:19:PHE:HB3	1.99	0.45
1:NA:6:ILE:HG22	1:NA:19:PHE:HB3	1.99	0.45
1:NK:4:ILE:HB	1:NL:123:ILE:HG13	1.98	0.45
1:NN:126:LEU:HD23	1:NN:126:LEU:HA	1.85	0.45
1:AC:79:THR:HB	1:AC:81:PHE:CE2	2.51	0.45
1:AP:79:THR:HB	1:AP:81:PHE:CE2	2.52	0.45
1:AQ:10:ARG:HH11	1:BT:38:LEU:CD2	2.29	0.45
1:AR:79:THR:HB	1:AR:81:PHE:CE2	2.51	0.45
1:AV:79:THR:HB	1:AV:81:PHE:CE2	2.52	0.45
1:BB:4:ILE:HB	1:BC:123:ILE:HG13	1.98	0.45
1:BJ:6:ILE:HG22	1:BJ:19:PHE:HB3	1.99	0.45
1:BL:63:ALA:HA	1:BL:68:GLU:HG2	1.99	0.45
1:BN:79:THR:HB	1:BN:81:PHE:CE2	2.52	0.45
1:BN:8:LYS:HB2	1:BO:119:ASP:O	2.16	0.45
1:BQ:79:THR:HB	1:BQ:81:PHE:CE2	2.52	0.45
1:BQ:8:LYS:HB2	1:BR:119:ASP:O	2.16	0.45
1:BT:4:ILE:HB	1:BU:123:ILE:HG13	1.98	0.45
1:BZ:79:THR:HB	1:BZ:81:PHE:CE2	2.52	0.45
1:BZ:8:LYS:HB2	1:CA:119:ASP:O	2.16	0.45
1:CB:79:THR:HB	1:CB:81:PHE:CE2	2.52	0.45
1:CE:112:ALA:O	1:FQ:49:VAL:HG11	2.16	0.45
1:CG:102:ILE:HD12	1:CG:126:LEU:HD11	1.96	0.45
1:CL:99:SER:OG	1:CL:124:GLU:O	2.20	0.45
1:CQ:79:THR:HB	1:CQ:81:PHE:CE2	2.51	0.45
1:CW:92:GLU:OE2	1:GI:57:LYS:NZ	2.47	0.45
1:DD:79:THR:HB	1:DD:81:PHE:CE2	2.52	0.45
1:DY:4:ILE:HB	1:DZ:123:ILE:HG13	1.98	0.45
1:EB:79:THR:HB	1:EB:81:PHE:CE2	2.52	0.45
1:EG:6:ILE:HG22	1:EG:19:PHE:HB3	1.99	0.45
1:EH:79:THR:HB	1:EH:81:PHE:CE2	2.52	0.45
1:EI:15:ASP:OD1	1:EP:10:ARG:NH1	2.49	0.45
1:ES:6:ILE:HG22	1:ES:19:PHE:HB3	1.98	0.45
1:EF:10:ARG:NH1	1:ET:38:LEU:HB2	2.31	0.45
1:BS:74:VAL:CG2	1:FE:80:SER:HB2	2.43	0.45
1:FY:63:ALA:HA	1:FY:68:GLU:HG2	1.99	0.45
1:GD:8:LYS:HB2	1:GE:119:ASP:O	2.16	0.45
1:GO:79:THR:HB	1:GO:81:PHE:CE2	2.52	0.45
1:GR:79:THR:HB	1:GR:81:PHE:CE2	2.51	0.45

Continued on next page...

Continued from previous page...

Atom-1	Atom-2	Interatomic distance (Å)	Clash overlap (Å)
1:DL:92:GLU:CD	1:GX:57:LYS:HZ3	2.20	0.45
1:GX:79:THR:HB	1:GX:81:PHE:CE2	2.52	0.45
1:GY:79:THR:HB	1:GY:81:PHE:CE2	2.52	0.45
1:GZ:63:ALA:HA	1:GZ:68:GLU:HG2	1.99	0.45
1:HE:79:THR:HB	1:HE:81:PHE:CE2	2.52	0.45
1:HG:6:ILE:HG22	1:HG:19:PHE:HB3	1.99	0.45
1:HN:79:THR:HB	1:HN:81:PHE:CE2	2.52	0.45
1:HT:79:THR:HB	1:HT:81:PHE:CE2	2.52	0.45
1:HX:8:LYS:HA	1:HX:19:PHE:CD1	2.51	0.45
1:II:8:LYS:HB2	1:IJ:119:ASP:O	2.16	0.45
1:JF:79:THR:HB	1:JF:81:PHE:CE2	2.51	0.45
1:JI:6:ILE:HG22	1:JI:19:PHE:HB3	1.99	0.45
1:JM:4:ILE:HB	1:JN:123:ILE:HG13	1.98	0.45
1:JO:6:ILE:HG22	1:JO:19:PHE:HB3	1.98	0.45
1:JQ:63:ALA:HA	1:JQ:68:GLU:HG2	1.99	0.45
1:JS:8:LYS:HB2	1:JT:119:ASP:O	2.16	0.45
1:JY:99:SER:OG	1:JY:124:GLU:O	2.20	0.45
1:JY:4:ILE:HB	1:JZ:123:ILE:HG13	1.98	0.45
1:KR:8:LYS:HA	1:KR:19:PHE:CD1	2.50	0.45
1:KT:79:THR:HB	1:KT:81:PHE:CE2	2.52	0.45
1:LF:8:LYS:HB2	1:LG:119:ASP:O	2.16	0.45
1:LI:99:SER:OG	1:LI:124:GLU:O	2.20	0.45
1:LL:8:LYS:HB2	1:LM:119:ASP:O	2.16	0.45
1:LP:10:ARG:NH1	1:MJ:38:LEU:HB2	2.31	0.45
1:MV:4:ILE:HB	1:MW:123:ILE:HG13	1.98	0.45
1:MV:8:LYS:HB2	1:MW:119:ASP:O	2.16	0.45
1:NE:99:SER:OG	1:NE:124:GLU:O	2.20	0.45
1:NE:4:ILE:HB	1:NF:123:ILE:HG13	1.98	0.45
1:NP:79:THR:HB	1:NP:81:PHE:CE2	2.52	0.45
1:AA:4:ILE:HB	1:AB:123:ILE:HG13	1.98	0.45
1:AC:26:VAL:HG21	1:FX:114:SER:HA	1.97	0.45
1:AL:6:ILE:HG22	1:AL:19:PHE:HB3	1.99	0.45
1:AT:63:ALA:HA	1:AT:68:GLU:HG2	1.99	0.45
1:BP:79:THR:HB	1:BP:81:PHE:CE2	2.51	0.45
1:BR:63:ALA:HA	1:BR:68:GLU:HG2	1.99	0.45
1:AN:10:ARG:HH11	1:BZ:38:LEU:HB2	1.82	0.45
1:CE:79:THR:HB	1:CE:81:PHE:CE2	2.52	0.45
1:CF:79:THR:HB	1:CF:81:PHE:CE2	2.52	0.45
1:CO:8:LYS:HB2	1:CP:119:ASP:O	2.16	0.45
1:CR:4:ILE:HB	1:CS:123:ILE:HG13	1.98	0.45
1:CU:4:ILE:HB	1:CV:123:ILE:HG13	1.98	0.45

Continued on next page...

Continued from previous page...

Atom-1	Atom-2	Interatomic distance (Å)	Clash overlap (Å)
1:DD:8:LYS:HB2	1:DE:119:ASP:O	2.16	0.45
1:DF:79:THR:HB	1:DF:81:PHE:CE2	2.52	0.45
1:DM:8:LYS:HB2	1:DN:119:ASP:O	2.16	0.45
1:DM:4:ILE:HB	1:DN:123:ILE:HG13	1.98	0.45
1:DS:79:THR:HB	1:DS:81:PHE:CE2	2.52	0.45
1:EE:8:LYS:HB2	1:EF:119:ASP:O	2.16	0.45
1:EJ:79:THR:HB	1:EJ:81:PHE:CE2	2.51	0.45
1:EZ:8:LYS:HB2	1:FA:119:ASP:O	2.16	0.45
1:FA:63:ALA:HA	1:FA:68:GLU:HG2	1.99	0.45
1:FF:79:THR:HB	1:FF:81:PHE:CE2	2.52	0.45
1:FR:4:ILE:HB	1:FS:123:ILE:HG13	1.98	0.45
1:FT:6:ILE:HG22	1:FT:19:PHE:HB3	1.98	0.45
1:FU:118:GLN:HB3	1:FU:121:TYR:CZ	2.52	0.45
1:GB:9:LEU:CG	1:GB:10:ARG:H	2.29	0.45
1:GH:8:LYS:HA	1:GH:19:PHE:CD1	2.50	0.45
1:CZ:90:ARG:NH2	1:GL:113:TYR:CG	2.84	0.45
1:GL:6:ILE:HG22	1:GL:19:PHE:HB3	1.99	0.45
1:GN:63:ALA:HA	1:GN:68:GLU:HG2	1.99	0.45
1:GP:8:LYS:HB2	1:GQ:119:ASP:O	2.16	0.45
1:HF:8:LYS:HA	1:HF:19:PHE:CD1	2.50	0.45
1:HF:63:ALA:HA	1:HF:68:GLU:HG2	1.99	0.45
1:HG:74:VAL:HG22	1:KS:80:SER:HB2	1.98	0.45
1:HG:79:THR:HB	1:HG:81:PHE:CE2	2.51	0.45
1:HN:4:ILE:HB	1:HO:123:ILE:HG13	1.98	0.45
1:HW:79:THR:HB	1:HW:81:PHE:CE2	2.52	0.45
1:HY:6:ILE:HG22	1:HY:19:PHE:HB3	1.99	0.45
1:IS:8:LYS:HA	1:IS:19:PHE:CD1	2.51	0.45
1:JF:6:ILE:HG22	1:JF:19:PHE:HB3	1.99	0.45
1:JL:79:THR:HB	1:JL:81:PHE:CE2	2.51	0.45
1:JM:38:LEU:HB2	1:KI:10:ARG:HH11	1.80	0.45
1:JU:77:THR:HA	1:NG:76:LYS:O	2.16	0.45
1:KE:4:ILE:HB	1:KF:123:ILE:HG13	1.98	0.45
1:KG:79:THR:HB	1:KG:81:PHE:CE2	2.51	0.45
1:HP:53:ARG:NH1	1:LB:104:GLU:OE1	2.39	0.45
1:LH:6:ILE:HG22	1:LH:19:PHE:HB3	1.99	0.45
1:LN:79:THR:HB	1:LN:81:PHE:CE2	2.52	0.45
1:LU:8:LYS:HB2	1:LV:119:ASP:O	2.16	0.45
1:LV:63:ALA:HA	1:LV:68:GLU:HG2	1.99	0.45
1:LW:79:THR:HB	1:LW:81:PHE:CE2	2.52	0.45
1:LX:8:LYS:HB2	1:LY:119:ASP:O	2.16	0.45
1:ML:79:THR:HB	1:ML:81:PHE:CE2	2.52	0.45

Continued on next page...

Continued from previous page...

Atom-1	Atom-2	Interatomic distance (Å)	Clash overlap (Å)
1:MS:4:ILE:HB	1:MT:123:ILE:HG13	1.98	0.45
1:MS:79:THR:HB	1:MS:81:PHE:CE2	2.52	0.45
1:NA:79:THR:HB	1:NA:81:PHE:CE2	2.52	0.45
1:NH:4:ILE:HB	1:NI:123:ILE:HG13	1.98	0.45
1:NK:79:THR:HB	1:NK:81:PHE:CE2	2.52	0.45
1:NN:79:THR:HB	1:NN:81:PHE:CE2	2.52	0.45
1:NN:4:ILE:HB	1:NO:123:ILE:HG13	1.98	0.45
1:NR:63:ALA:HA	1:NR:68:GLU:HG2	1.99	0.45
1:NT:118:GLN:HB3	1:NT:121:TYR:CZ	2.52	0.45
1:AG:118:GLN:HB3	1:AG:121:TYR:CZ	2.52	0.45
1:AW:63:ALA:HA	1:AW:68:GLU:HG2	1.99	0.45
1:AY:79:THR:HB	1:AY:81:PHE:CE2	2.52	0.45
1:BB:79:THR:HB	1:BB:81:PHE:CE2	2.52	0.45
1:BB:8:LYS:HB2	1:BC:119:ASP:O	2.16	0.45
1:BJ:79:THR:HB	1:BJ:81:PHE:CE2	2.52	0.45
1:BK:8:LYS:HB2	1:BL:119:ASP:O	2.16	0.45
1:BM:79:THR:HB	1:BM:81:PHE:CE2	2.51	0.45
1:BP:6:ILE:HG22	1:BP:19:PHE:HB3	1.98	0.45
1:BQ:4:ILE:HB	1:BR:123:ILE:HG13	1.98	0.45
1:CB:116:TYR:CE1	1:FL:9:LEU:HA	2.52	0.45
1:CC:79:THR:HB	1:CC:81:PHE:CE2	2.52	0.45
1:CJ:63:ALA:HA	1:CJ:68:GLU:HG2	1.99	0.45
1:CP:8:LYS:HA	1:CP:19:PHE:CD1	2.51	0.45
1:CT:79:THR:HB	1:CT:81:PHE:CE2	2.52	0.45
1:CX:4:ILE:HB	1:CY:123:ILE:HG13	1.98	0.45
1:CX:79:THR:HB	1:CX:81:PHE:CE2	2.52	0.45
1:DC:6:ILE:HG22	1:DC:19:PHE:HB3	1.98	0.45
1:AC:74:VAL:CG2	1:DO:80:SER:HB2	2.45	0.45
1:DS:4:ILE:HB	1:DT:123:ILE:HG13	1.98	0.45
1:DT:102:ILE:HD12	1:DT:126:LEU:HD11	1.96	0.45
1:DU:6:ILE:HG22	1:DU:19:PHE:HB3	1.98	0.45
1:EN:118:GLN:HB3	1:EN:121:TYR:CZ	2.52	0.45
1:EN:79:THR:HB	1:EN:81:PHE:CE2	2.52	0.45
1:EQ:118:GLN:HB3	1:EQ:121:TYR:CZ	2.52	0.45
1:ET:79:THR:HB	1:ET:81:PHE:CE2	2.52	0.45
1:EW:8:LYS:HB2	1:EX:119:ASP:O	2.16	0.45
1:EX:63:ALA:HA	1:EX:68:GLU:HG2	1.99	0.45
1:FJ:63:ALA:HA	1:FJ:68:GLU:HG2	1.99	0.45
1:FK:79:THR:HB	1:FK:81:PHE:CE2	2.52	0.45
1:FL:79:THR:HB	1:FL:81:PHE:CE2	2.52	0.45
1:FS:9:LEU:CG	1:FS:10:ARG:H	2.29	0.45

Continued on next page...

Continued from previous page...

Atom-1	Atom-2	Interatomic distance (Å)	Clash overlap (Å)
1:GD:118:GLN:HB3	1:GD:121:TYR:CZ	2.52	0.45
1:GG:4:ILE:HB	1:GH:123:ILE:HG13	1.98	0.45
1:GS:8:LYS:HB2	1:GT:119:ASP:O	2.16	0.45
1:GY:118:GLN:HB3	1:GY:121:TYR:CZ	2.52	0.45
1:HL:8:LYS:HA	1:HL:19:PHE:CD1	2.51	0.45
1:HS:6:ILE:HG22	1:HS:19:PHE:HB3	1.99	0.45
1:HU:63:ALA:HA	1:HU:68:GLU:HG2	1.99	0.45
1:HY:57:LYS:HZ3	1:LK:92:GLU:CD	2.20	0.45
1:IC:79:THR:HB	1:IC:81:PHE:CE2	2.52	0.45
1:IK:6:ILE:HG22	1:IK:19:PHE:HB3	1.99	0.45
1:IM:63:ALA:HA	1:IM:68:GLU:HG2	1.99	0.45
1:IP:8:LYS:HA	1:IP:19:PHE:CD1	2.51	0.45
1:IV:8:LYS:HA	1:IV:19:PHE:CD1	2.51	0.45
1:JA:118:GLN:HB3	1:JA:121:TYR:CZ	2.52	0.45
1:JA:4:ILE:HB	1:JB:123:ILE:HG13	1.98	0.45
1:JD:79:THR:HB	1:JD:81:PHE:CE2	2.52	0.45
1:JI:79:THR:HB	1:JI:81:PHE:CE2	2.52	0.45
1:JJ:79:THR:HB	1:JJ:81:PHE:CE2	2.52	0.45
1:JO:79:THR:HB	1:JO:81:PHE:CE2	2.51	0.45
1:KE:79:THR:HB	1:KE:81:PHE:CE2	2.52	0.45
1:KF:8:LYS:HA	1:KF:19:PHE:CD1	2.51	0.45
1:KK:118:GLN:HB3	1:KK:121:TYR:CZ	2.52	0.45
1:KK:79:THR:HB	1:KK:81:PHE:CE2	2.52	0.45
1:LI:4:ILE:HB	1:LJ:123:ILE:HG13	1.98	0.45
1:LI:79:THR:HB	1:LI:81:PHE:CE2	2.52	0.45
1:LM:9:LEU:CG	1:LM:10:ARG:H	2.29	0.45
1:LM:38:LEU:CD2	1:MI:10:ARG:HH21	2.29	0.45
1:LO:99:SER:OG	1:LO:124:GLU:O	2.20	0.45
1:LO:79:THR:HB	1:LO:81:PHE:CE2	2.52	0.45
1:LR:8:LYS:HB2	1:LS:119:ASP:O	2.16	0.45
1:LU:79:THR:HB	1:LU:81:PHE:CE2	2.52	0.45
1:MA:126:LEU:HD23	1:MA:126:LEU:HA	1.85	0.45
1:MG:4:ILE:HB	1:MH:123:ILE:HG13	1.98	0.45
1:MN:63:ALA:HA	1:MN:68:GLU:HG2	1.99	0.45
1:MP:8:LYS:HB2	1:MQ:119:ASP:O	2.16	0.45
1:MY:8:LYS:HB2	1:MZ:119:ASP:O	2.16	0.45
1:NB:8:LYS:HB2	1:NC:119:ASP:O	2.16	0.45
1:NL:63:ALA:HA	1:NL:68:GLU:HG2	1.99	0.45
1:AA:118:GLN:HB3	1:AA:121:TYR:CZ	2.52	0.45
1:AF:119:ASP:O	1:DR:8:LYS:HB2	2.17	0.45
1:AI:92:GLU:OE2	1:DU:57:LYS:NZ	2.45	0.45

Continued on next page...

Continued from previous page...

Atom-1	Atom-2	Interatomic distance (Å)	Clash overlap (Å)
1:AM:79:THR:HB	1:AM:81:PHE:CE2	2.52	0.45
1:BG:90:ARG:NH2	1:ES:113:TYR:CG	2.84	0.45
1:BK:79:THR:HB	1:BK:81:PHE:CE2	2.52	0.45
1:BN:118:GLN:HB3	1:BN:121:TYR:CZ	2.52	0.45
1:BW:79:THR:HB	1:BW:81:PHE:CE2	2.52	0.45
1:BY:79:THR:HB	1:BY:81:PHE:CE2	2.52	0.45
1:DA:79:THR:HB	1:DA:81:PHE:CE2	2.52	0.45
1:DG:118:GLN:HB3	1:DG:121:TYR:CZ	2.52	0.45
1:DR:6:ILE:HG22	1:DR:19:PHE:HB3	1.99	0.45
1:EB:8:LYS:HB2	1:EC:119:ASP:O	2.16	0.45
1:EM:6:ILE:HG22	1:EM:19:PHE:HB3	1.98	0.45
1:EV:79:THR:HB	1:EV:81:PHE:CE2	2.52	0.45
1:EZ:118:GLN:HB3	1:EZ:121:TYR:CZ	2.52	0.45
1:FL:118:GLN:HB3	1:FL:121:TYR:CZ	2.52	0.45
1:FL:4:ILE:HB	1:FM:123:ILE:HG13	1.98	0.45
1:FP:8:LYS:HA	1:FP:19:PHE:CD1	2.51	0.45
1:FW:6:ILE:HG22	1:FW:19:PHE:HB3	1.99	0.45
1:GD:79:THR:HB	1:GD:81:PHE:CE2	2.52	0.45
1:GK:5:ALA:O	1:GK:22:PRO:HD3	2.17	0.45
1:GK:63:ALA:HA	1:GK:68:GLU:HG2	1.99	0.45
1:HD:6:ILE:HG22	1:HD:19:PHE:HB3	1.99	0.45
1:HK:79:THR:HB	1:HK:81:PHE:CE2	2.52	0.45
1:HM:79:THR:HB	1:HM:81:PHE:CE2	2.52	0.45
1:HN:118:GLN:HB3	1:HN:121:TYR:CZ	2.52	0.45
1:HQ:118:GLN:HB3	1:HQ:121:TYR:CZ	2.52	0.45
1:HQ:4:ILE:HB	1:HR:123:ILE:HG13	1.98	0.45
1:HR:63:ALA:HA	1:HR:68:GLU:HG2	1.99	0.45
1:IB:79:THR:HB	1:IB:81:PHE:CE2	2.51	0.45
1:IC:8:LYS:HB2	1:ID:119:ASP:O	2.16	0.45
1:IH:92:GLU:CD	1:LT:57:LYS:HZ3	2.18	0.45
1:IS:63:ALA:HA	1:IS:68:GLU:HG2	1.99	0.45
1:IV:5:ALA:O	1:IV:22:PRO:HD3	2.17	0.45
1:IW:6:ILE:HG22	1:IW:19:PHE:HB3	1.99	0.45
1:IX:4:ILE:HB	1:IY:123:ILE:HG13	1.98	0.45
1:JM:79:THR:HB	1:JM:81:PHE:CE2	2.52	0.45
1:JO:113:TYR:CG	1:NA:90:ARG:NH2	2.84	0.45
1:JO:57:LYS:HZ3	1:NA:92:GLU:CD	2.16	0.45
1:JR:57:LYS:HZ3	1:ND:92:GLU:CD	2.20	0.45
1:JU:79:THR:HB	1:JU:81:PHE:CE2	2.51	0.45
1:KH:118:GLN:HB3	1:KH:121:TYR:CZ	2.52	0.45
1:KV:6:ILE:HG22	1:KV:19:PHE:HB3	1.98	0.45

Continued on next page...

Continued from previous page...

Atom-1	Atom-2	Interatomic distance (Å)	Clash overlap (Å)
1:KW:118:GLN:HB3	1:KW:121:TYR:CZ	2.52	0.45
1:KW:4:ILE:HB	1:KX:123:ILE:HG13	1.98	0.45
1:KZ:79:THR:HB	1:KZ:81:PHE:CE2	2.52	0.45
1:LF:79:THR:HB	1:LF:81:PHE:CE2	2.52	0.45
1:LK:79:THR:HB	1:LK:81:PHE:CE2	2.51	0.45
1:LL:79:THR:HB	1:LL:81:PHE:CE2	2.52	0.45
1:LO:8:LYS:HB2	1:LP:119:ASP:O	2.16	0.45
1:LQ:79:THR:HB	1:LQ:81:PHE:CE2	2.51	0.45
1:LR:79:THR:HB	1:LR:81:PHE:CE2	2.52	0.45
1:MD:118:GLN:HB3	1:MD:121:TYR:CZ	2.52	0.45
1:MG:79:THR:HB	1:MG:81:PHE:CE2	2.52	0.45
1:MJ:8:LYS:HB2	1:MK:119:ASP:O	2.16	0.45
1:MM:79:THR:HB	1:MM:81:PHE:CE2	2.52	0.45
1:MV:118:GLN:HB3	1:MV:121:TYR:CZ	2.52	0.45
1:MV:79:THR:HB	1:MV:81:PHE:CE2	2.52	0.45
1:MY:118:GLN:HB3	1:MY:121:TYR:CZ	2.52	0.45
1:MZ:63:ALA:HA	1:MZ:68:GLU:HG2	1.99	0.45
1:NK:8:LYS:HB2	1:NL:119:ASP:O	2.16	0.45
1:NQ:79:THR:HB	1:NQ:81:PHE:CE2	2.52	0.45
1:NS:6:ILE:HG22	1:NS:19:PHE:HB3	1.99	0.45
1:NT:79:THR:HB	1:NT:81:PHE:CE2	2.52	0.45
1:AD:79:THR:HB	1:AD:81:PHE:CE2	2.52	0.45
1:AJ:99:SER:OG	1:AJ:124:GLU:O	2.20	0.45
1:AK:63:ALA:HA	1:AK:68:GLU:HG2	1.99	0.45
1:AO:79:THR:HB	1:AO:81:PHE:CE2	2.51	0.45
1:AV:118:GLN:HB3	1:AV:121:TYR:CZ	2.52	0.45
1:AV:8:LYS:HB2	1:AW:119:ASP:O	2.16	0.45
1:AX:79:THR:HB	1:AX:81:PHE:CE2	2.51	0.45
1:AY:4:ILE:HB	1:AZ:123:ILE:HG13	1.98	0.45
1:BF:5:ALA:O	1:BF:22:PRO:HD3	2.17	0.45
1:BF:63:ALA:HA	1:BF:68:GLU:HG2	1.99	0.45
1:BG:79:THR:HB	1:BG:81:PHE:CE2	2.51	0.45
1:BH:79:THR:HB	1:BH:81:PHE:CE2	2.52	0.45
1:BM:6:ILE:HG22	1:BM:19:PHE:HB3	1.99	0.45
1:BN:4:ILE:HB	1:BO:123:ILE:HG13	1.98	0.45
1:BX:9:LEU:CG	1:BX:10:ARG:H	2.30	0.45
1:BW:8:LYS:HB2	1:BX:119:ASP:O	2.16	0.45
1:CG:5:ALA:O	1:CG:22:PRO:HD3	2.17	0.45
1:CI:8:LYS:HB2	1:CJ:119:ASP:O	2.16	0.45
1:CJ:5:ALA:O	1:CJ:22:PRO:HD3	2.17	0.45
1:CL:4:ILE:HB	1:CM:123:ILE:HG13	1.98	0.45

Continued on next page...

Continued from previous page...

Atom-1	Atom-2	Interatomic distance (Å)	Clash overlap (Å)
1:CQ:6:ILE:HG22	1:CQ:19:PHE:HB3	1.98	0.45
1:CS:5:ALA:O	1:CS:22:PRO:HD3	2.17	0.45
1:CY:5:ALA:O	1:CY:22:PRO:HD3	2.17	0.45
1:DG:79:THR:HB	1:DG:81:PHE:CE2	2.52	0.45
1:DG:4:ILE:HB	1:DH:123:ILE:HG13	1.98	0.45
1:DH:63:ALA:HA	1:DH:68:GLU:HG2	1.99	0.45
1:DJ:79:THR:HB	1:DJ:81:PHE:CE2	2.52	0.45
1:DN:63:ALA:HA	1:DN:68:GLU:HG2	1.99	0.45
1:DS:126:LEU:HD23	1:DS:126:LEU:HA	1.85	0.45
1:DW:95:LYS:HE3	1:DW:126:LEU:O	2.17	0.45
1:EX:9:LEU:CG	1:EX:10:ARG:H	2.30	0.45
1:FB:79:THR:HB	1:FB:81:PHE:CE2	2.51	0.45
1:FH:79:THR:HB	1:FH:81:PHE:CE2	2.52	0.45
1:FO:118:GLN:HB3	1:FO:121:TYR:CZ	2.52	0.45
1:FW:79:THR:HB	1:FW:81:PHE:CE2	2.51	0.45
1:FX:79:THR:HB	1:FX:81:PHE:CE2	2.52	0.45
1:FX:8:LYS:HB2	1:FY:119:ASP:O	2.16	0.45
1:FY:95:LYS:HE3	1:FY:126:LEU:O	2.17	0.45
1:GB:95:LYS:HE3	1:GB:126:LEU:O	2.17	0.45
1:GH:63:ALA:HA	1:GH:68:GLU:HG2	1.99	0.45
1:GP:79:THR:HB	1:GP:81:PHE:CE2	2.52	0.45
1:GS:118:GLN:HB3	1:GS:121:TYR:CZ	2.52	0.45
1:GU:6:ILE:HG22	1:GU:19:PHE:HB3	1.99	0.45
1:HD:79:THR:HB	1:HD:81:PHE:CE2	2.51	0.45
1:IJ:5:ALA:O	1:IJ:22:PRO:HD3	2.17	0.45
1:IL:118:GLN:HB3	1:IL:121:TYR:CZ	2.52	0.45
1:IN:79:THR:HB	1:IN:81:PHE:CE2	2.51	0.45
1:IO:4:ILE:HB	1:IP:123:ILE:HG13	1.98	0.45
1:JA:8:LYS:HB2	1:JB:119:ASP:O	2.16	0.45
1:JH:5:ALA:O	1:JH:22:PRO:HD3	2.17	0.45
1:JH:63:ALA:HA	1:JH:68:GLU:HG2	1.99	0.45
1:JK:5:ALA:O	1:JK:22:PRO:HD3	2.17	0.45
1:JN:63:ALA:HA	1:JN:68:GLU:HG2	1.99	0.45
1:JV:126:LEU:HD23	1:JV:126:LEU:HA	1.85	0.45
1:JV:4:ILE:HB	1:JW:123:ILE:HG13	1.98	0.45
1:JY:8:LYS:HB2	1:JZ:119:ASP:O	2.16	0.45
1:KC:8:LYS:HA	1:KC:19:PHE:CD1	2.51	0.45
1:HA:4:ILE:HG12	1:KM:125:ASP:HB2	1.97	0.45
1:HG:53:ARG:NH1	1:KS:104:GLU:OE1	2.33	0.45
1:KT:8:LYS:HB2	1:KU:119:ASP:O	2.16	0.45
1:KW:79:THR:HB	1:KW:81:PHE:CE2	2.52	0.45

Continued on next page...

Continued from previous page...

Atom-1	Atom-2	Interatomic distance (Å)	Clash overlap (Å)
1:KX:95:LYS:HE3	1:KX:126:LEU:O	2.17	0.45
1:LG:5:ALA:O	1:LG:22:PRO:HD3	2.17	0.45
1:LM:5:ALA:O	1:LM:22:PRO:HD3	2.17	0.45
1:LR:118:GLN:HB3	1:LR:121:TYR:CZ	2.52	0.45
1:LX:118:GLN:HB3	1:LX:121:TYR:CZ	2.52	0.45
1:MA:118:GLN:HB3	1:MA:121:TYR:CZ	2.52	0.45
1:MB:5:ALA:O	1:MB:22:PRO:HD3	2.17	0.45
1:MH:95:LYS:HE3	1:MH:126:LEU:O	2.17	0.45
1:MK:5:ALA:O	1:MK:22:PRO:HD3	2.17	0.45
1:MP:4:ILE:HB	1:MQ:123:ILE:HG13	1.98	0.45
1:MQ:5:ALA:O	1:MQ:22:PRO:HD3	2.17	0.45
1:NF:9:LEU:CG	1:NF:10:ARG:H	2.29	0.45
1:NF:63:ALA:HA	1:NF:68:GLU:HG2	1.99	0.45
1:NN:118:GLN:HB3	1:NN:121:TYR:CZ	2.52	0.45
1:AN:5:ALA:O	1:AN:22:PRO:HD3	2.17	0.45
1:AN:95:LYS:HE3	1:AN:126:LEU:O	2.17	0.45
1:AO:6:ILE:HG22	1:AO:19:PHE:HB3	1.98	0.45
1:AP:8:LYS:HB2	1:AQ:119:ASP:O	2.16	0.45
1:AS:118:GLN:HB3	1:AS:121:TYR:CZ	2.52	0.45
1:AU:79:THR:HB	1:AU:81:PHE:CE2	2.51	0.45
1:AY:118:GLN:HB3	1:AY:121:TYR:CZ	2.52	0.45
1:AZ:63:ALA:HA	1:AZ:68:GLU:HG2	1.99	0.45
1:BC:5:ALA:O	1:BC:22:PRO:HD3	2.17	0.45
1:BG:6:ILE:HG22	1:BG:19:PHE:HB3	1.99	0.45
1:BH:4:ILE:HB	1:BI:123:ILE:HG13	1.98	0.45
1:BO:9:LEU:CG	1:BO:10:ARG:H	2.29	0.45
1:BO:5:ALA:O	1:BO:22:PRO:HD3	2.17	0.45
1:BR:8:LYS:HA	1:BR:19:PHE:CD1	2.50	0.45
1:BS:79:THR:HB	1:BS:81:PHE:CE2	2.52	0.45
1:BT:79:THR:HB	1:BT:81:PHE:CE2	2.52	0.45
1:BV:6:ILE:HG22	1:BV:19:PHE:HB3	1.98	0.45
1:CC:4:ILE:HB	1:CD:123:ILE:HG13	1.98	0.45
1:CD:95:LYS:HE3	1:CD:126:LEU:O	2.17	0.45
1:CE:6:ILE:HG22	1:CE:19:PHE:HB3	1.98	0.45
1:CH:113:TYR:CD1	1:FT:90:ARG:NH2	2.84	0.45
1:CI:4:ILE:HB	1:CJ:123:ILE:HG13	1.98	0.45
1:CO:4:ILE:HB	1:CP:123:ILE:HG13	1.98	0.45
1:CP:5:ALA:O	1:CP:22:PRO:HD3	2.17	0.45
1:CS:95:LYS:HE3	1:CS:126:LEU:O	2.17	0.45
1:CU:79:THR:HB	1:CU:81:PHE:CE2	2.52	0.45
1:CV:63:ALA:HA	1:CV:68:GLU:HG2	1.99	0.45

Continued on next page...

Continued from previous page...

Atom-1	Atom-2	Interatomic distance (Å)	Clash overlap (Å)
1:CZ:79:THR:HB	1:CZ:81:PHE:CE2	2.51	0.45
1:DC:113:TYR:CD1	1:GO:90:ARG:NH2	2.85	0.45
1:DO:6:ILE:HG22	1:DO:19:PHE:HB3	1.99	0.45
1:DU:79:THR:HB	1:DU:81:PHE:CE2	2.52	0.45
1:DY:118:GLN:HB3	1:DY:121:TYR:CZ	2.52	0.45
1:EH:118:GLN:HB3	1:EH:121:TYR:CZ	2.52	0.45
1:EH:4:ILE:HB	1:EI:123:ILE:HG13	1.98	0.45
1:ER:95:LYS:HE3	1:ER:126:LEU:O	2.17	0.45
1:BS:125:ASP:HB2	1:FE:4:ILE:CG1	2.47	0.45
1:FG:95:LYS:HE3	1:FG:126:LEU:O	2.17	0.45
1:FP:9:LEU:CG	1:FP:10:ARG:H	2.29	0.45
1:FS:95:LYS:HE3	1:FS:126:LEU:O	2.17	0.45
1:GA:4:ILE:HB	1:GB:123:ILE:HG13	1.98	0.45
1:GG:79:THR:HB	1:GG:81:PHE:CE2	2.52	0.45
1:GM:118:GLN:HB3	1:GM:121:TYR:CZ	2.52	0.45
1:GN:5:ALA:O	1:GN:22:PRO:HD3	2.17	0.45
1:GN:95:LYS:HE3	1:GN:126:LEU:O	2.17	0.45
1:GT:5:ALA:O	1:GT:22:PRO:HD3	2.17	0.45
1:HA:6:ILE:HG22	1:HA:19:PHE:HB3	1.99	0.45
1:HA:79:THR:HB	1:HA:81:PHE:CE2	2.52	0.45
1:HC:95:LYS:HE3	1:HC:126:LEU:O	2.17	0.45
1:HL:95:LYS:HE3	1:HL:126:LEU:O	2.17	0.45
1:HP:79:THR:HB	1:HP:81:PHE:CE2	2.51	0.45
1:HR:5:ALA:O	1:HR:22:PRO:HD3	2.17	0.45
1:HV:79:THR:HB	1:HV:81:PHE:CE2	2.52	0.45
1:IE:79:THR:HB	1:IE:81:PHE:CE2	2.52	0.45
1:IF:4:ILE:HB	1:IG:123:ILE:HG13	1.98	0.45
1:IG:9:LEU:CG	1:IG:10:ARG:H	2.29	0.45
1:IJ:95:LYS:HE3	1:IJ:126:LEU:O	2.17	0.45
1:IR:126:LEU:HA	1:IR:126:LEU:HD23	1.85	0.45
1:JP:118:GLN:HB3	1:JP:121:TYR:CZ	2.52	0.45
1:JP:8:LYS:HB2	1:JQ:119:ASP:O	2.16	0.45
1:JS:79:THR:HB	1:JS:81:PHE:CE2	2.52	0.45
1:JV:79:THR:HB	1:JV:81:PHE:CE2	2.52	0.45
1:JW:5:ALA:O	1:JW:22:PRO:HD3	2.17	0.45
1:KR:5:ALA:O	1:KR:22:PRO:HD3	2.17	0.45
1:KS:6:ILE:HG22	1:KS:19:PHE:HB3	1.98	0.45
1:KS:79:THR:HB	1:KS:81:PHE:CE2	2.51	0.45
1:LJ:63:ALA:HA	1:LJ:68:GLU:HG2	1.99	0.45
1:LP:95:LYS:HE3	1:LP:126:LEU:O	2.17	0.45
1:LU:4:ILE:HB	1:LV:123:ILE:HG13	1.98	0.45

Continued on next page...

Continued from previous page...

Atom-1	Atom-2	Interatomic distance (Å)	Clash overlap (Å)
1:LX:79:THR:HB	1:LX:81:PHE:CE2	2.52	0.45
1:LY:5:ALA:O	1:LY:22:PRO:HD3	2.17	0.45
1:MA:99:SER:OG	1:MA:124:GLU:O	2.20	0.45
1:IT:90:ARG:NH2	1:MF:113:TYR:CD1	2.84	0.45
1:MP:79:THR:HB	1:MP:81:PHE:CE2	2.52	0.45
1:MQ:63:ALA:HA	1:MQ:68:GLU:HG2	1.99	0.45
1:MR:79:THR:HB	1:MR:81:PHE:CE2	2.52	0.45
1:JU:74:VAL:CG2	1:NG:80:SER:HB2	2.40	0.45
1:NI:5:ALA:O	1:NI:22:PRO:HD3	2.17	0.45
1:NI:63:ALA:HA	1:NI:68:GLU:HG2	1.99	0.45
1:NL:9:LEU:CG	1:NL:10:ARG:H	2.29	0.45
1:NL:95:LYS:HE3	1:NL:126:LEU:O	2.17	0.45
1:KA:53:ARG:NH1	1:NM:104:GLU:OE1	2.35	0.45
1:NM:79:THR:HB	1:NM:81:PHE:CE2	2.51	0.45
1:AI:79:THR:HB	1:AI:81:PHE:CE2	2.52	0.45
1:AJ:4:ILE:HB	1:AK:123:ILE:HG13	1.98	0.45
1:AK:5:ALA:O	1:AK:22:PRO:HD3	2.17	0.45
1:AM:4:ILE:HB	1:AN:123:ILE:HG13	1.98	0.45
1:AQ:10:ARG:NH1	1:BT:38:LEU:CB	2.69	0.45
1:AS:126:LEU:HD23	1:AS:126:LEU:HA	1.85	0.45
1:AW:5:ALA:O	1:AW:22:PRO:HD3	2.17	0.45
1:BF:10:ARG:NH2	1:BK:15:ASP:OD1	2.50	0.45
1:BI:95:LYS:HE3	1:BI:126:LEU:O	2.17	0.45
1:BI:63:ALA:HA	1:BI:68:GLU:HG2	1.99	0.45
1:BF:15:ASP:OD1	1:BM:10:ARG:NH1	2.50	0.45
1:BR:10:ARG:HH11	1:EB:38:LEU:HB2	1.81	0.45
1:BS:6:ILE:HG22	1:BS:19:PHE:HB3	1.99	0.45
1:BU:5:ALA:O	1:BU:22:PRO:HD3	2.17	0.45
1:CA:10:ARG:HH11	1:DS:38:LEU:HD22	1.82	0.45
1:CA:95:LYS:HE3	1:CA:126:LEU:O	2.17	0.45
1:CB:56:ARG:HH21	1:CB:72:PRO:HG3	1.82	0.45
1:CG:95:LYS:HE3	1:CG:126:LEU:O	2.17	0.45
1:CK:79:THR:HB	1:CK:81:PHE:CE2	2.51	0.45
1:CM:5:ALA:O	1:CM:22:PRO:HD3	2.17	0.45
1:CR:79:THR:HB	1:CR:81:PHE:CE2	2.52	0.45
1:DE:63:ALA:HA	1:DE:68:GLU:HG2	1.99	0.45
1:DH:95:LYS:HE3	1:DH:126:LEU:O	2.17	0.45
1:DJ:4:ILE:HB	1:DK:123:ILE:HG13	1.98	0.45
1:DK:5:ALA:O	1:DK:22:PRO:HD3	2.17	0.45
1:DM:118:GLN:HB3	1:DM:121:TYR:CZ	2.52	0.45
1:DP:79:THR:HB	1:DP:81:PHE:CE2	2.52	0.45

Continued on next page...

Continued from previous page...

Atom-1	Atom-2	Interatomic distance (Å)	Clash overlap (Å)
1:DS:8:LYS:HB2	1:DT:119:ASP:O	2.16	0.45
1:DV:79:THR:HB	1:DV:81:PHE:CE2	2.52	0.45
1:DV:4:ILE:HB	1:DW:123:ILE:HG13	1.98	0.45
1:DW:5:ALA:O	1:DW:22:PRO:HD3	2.17	0.45
1:DX:79:THR:HB	1:DX:81:PHE:CE2	2.52	0.45
1:EB:118:GLN:HB3	1:EB:121:TYR:CZ	2.52	0.45
1:EF:9:LEU:CG	1:EF:10:ARG:H	2.29	0.45
1:EF:95:LYS:HE3	1:EF:126:LEU:O	2.17	0.45
1:EI:95:LYS:HE3	1:EI:126:LEU:O	2.17	0.45
1:EK:118:GLN:HB3	1:EK:121:TYR:CZ	2.52	0.45
1:EK:4:ILE:HB	1:EL:123:ILE:HG13	1.98	0.45
1:EW:118:GLN:HB3	1:EW:121:TYR:CZ	2.52	0.45
1:FC:8:LYS:HB2	1:FD:119:ASP:O	2.16	0.45
1:FF:4:ILE:HB	1:FG:123:ILE:HG13	1.98	0.45
1:FG:5:ALA:O	1:FG:22:PRO:HD3	2.17	0.45
1:FN:79:THR:HB	1:FN:81:PHE:CE2	2.52	0.45
1:FU:79:THR:HB	1:FU:81:PHE:CE2	2.52	0.45
1:FV:95:LYS:HE3	1:FV:126:LEU:O	2.17	0.45
1:GE:95:LYS:HE3	1:GE:126:LEU:O	2.17	0.45
1:HC:8:LYS:HA	1:HC:19:PHE:CD1	2.51	0.45
1:HK:21:LEU:HD12	1:HK:30:ASN:OD1	2.17	0.45
1:HM:10:ARG:HD2	1:MQ:15:ASP:OD1	2.17	0.45
1:HZ:8:LYS:HB2	1:IA:119:ASP:O	2.16	0.45
1:HF:10:ARG:HH11	1:IC:38:LEU:HB2	1.80	0.45
1:ID:5:ALA:O	1:ID:22:PRO:HD3	2.17	0.45
1:IF:118:GLN:HB3	1:IF:121:TYR:CZ	2.52	0.45
1:IK:79:THR:HB	1:IK:81:PHE:CE2	2.52	0.45
1:IQ:6:ILE:HG22	1:IQ:19:PHE:HB3	1.99	0.45
1:IQ:79:THR:HB	1:IQ:81:PHE:CE2	2.52	0.45
1:IS:5:ALA:O	1:IS:22:PRO:HD3	2.17	0.45
1:JE:63:ALA:HA	1:JE:68:GLU:HG2	1.99	0.45
1:JK:95:LYS:HE3	1:JK:126:LEU:O	2.17	0.45
1:KB:79:THR:HB	1:KB:81:PHE:CE2	2.52	0.45
1:KN:8:LYS:HB2	1:KO:119:ASP:O	2.16	0.45
1:KO:95:LYS:HE3	1:KO:126:LEU:O	2.17	0.45
1:KU:5:ALA:O	1:KU:22:PRO:HD3	2.17	0.45
1:LC:79:THR:HB	1:LC:81:PHE:CE2	2.52	0.45
1:LJ:5:ALA:O	1:LJ:22:PRO:HD3	2.17	0.45
1:LJ:95:LYS:HE3	1:LJ:126:LEU:O	2.17	0.45
1:LV:5:ALA:O	1:LV:22:PRO:HD3	2.17	0.45
1:LZ:56:ARG:HH21	1:LZ:72:PRO:HG3	1.82	0.45

Continued on next page...

Continued from previous page...

Atom-1	Atom-2	Interatomic distance (Å)	Clash overlap (Å)
1:MC:79:THR:HB	1:MC:81:PHE:CE2	2.51	0.45
1:MD:4:ILE:HB	1:ME:123:ILE:HG13	1.98	0.45
1:MG:118:GLN:HB3	1:MG:121:TYR:CZ	2.52	0.45
1:MH:5:ALA:O	1:MH:22:PRO:HD3	2.17	0.45
1:MO:6:ILE:HG22	1:MO:19:PHE:HB3	1.99	0.45
1:MZ:5:ALA:O	1:MZ:22:PRO:HD3	2.17	0.45
1:NH:79:THR:HB	1:NH:81:PHE:CE2	2.52	0.45
1:NI:95:LYS:HE3	1:NI:126:LEU:O	2.17	0.45
1:NR:95:LYS:HE3	1:NR:126:LEU:O	2.17	0.45
1:AA:21:LEU:HD12	1:AA:30:ASN:OD1	2.17	0.45
1:AD:4:ILE:HB	1:AE:123:ILE:HG13	1.98	0.45
1:AE:5:ALA:O	1:AE:22:PRO:HD3	2.17	0.45
1:AG:126:LEU:HA	1:AG:126:LEU:HD23	1.85	0.45
1:AG:8:LYS:HB2	1:AH:119:ASP:O	2.16	0.45
1:AK:95:LYS:HE3	1:AK:126:LEU:O	2.17	0.45
1:BJ:56:ARG:HH21	1:BJ:72:PRO:HG3	1.82	0.45
1:BZ:118:GLN:HB3	1:BZ:121:TYR:CZ	2.52	0.45
1:CN:75:ILE:HA	1:FZ:78:GLU:O	2.16	0.45
1:CO:83:VAL:HG22	1:DK:26:VAL:HG12	1.99	0.45
1:CU:118:GLN:HB3	1:CU:121:TYR:CZ	2.52	0.45
1:DB:95:LYS:HE3	1:DB:126:LEU:O	2.17	0.45
1:DE:95:LYS:HE3	1:DE:126:LEU:O	2.17	0.45
1:DG:21:LEU:HD12	1:DG:30:ASN:OD1	2.17	0.45
1:DH:5:ALA:O	1:DH:22:PRO:HD3	2.17	0.45
1:DM:79:THR:HB	1:DM:81:PHE:CE2	2.52	0.45
1:DN:5:ALA:O	1:DN:22:PRO:HD3	2.17	0.45
1:DS:118:GLN:HB3	1:DS:121:TYR:CZ	2.52	0.45
1:DZ:63:ALA:HA	1:DZ:68:GLU:HG2	1.99	0.45
1:EE:21:LEU:HD12	1:EE:30:ASN:OD1	2.18	0.45
1:EE:79:THR:HB	1:EE:81:PHE:CE2	2.52	0.45
1:EI:8:LYS:HA	1:EI:19:PHE:CD1	2.51	0.45
1:EM:79:THR:HB	1:EM:81:PHE:CE2	2.52	0.45
1:ES:79:THR:HB	1:ES:81:PHE:CE2	2.52	0.45
1:EX:95:LYS:HE3	1:EX:126:LEU:O	2.17	0.45
1:FF:118:GLN:HB3	1:FF:121:TYR:CZ	2.52	0.45
1:FG:86:THR:HG22	1:FG:88:GLU:H	1.79	0.45
1:FI:79:THR:HB	1:FI:81:PHE:CE2	2.52	0.45
1:FJ:95:LYS:HE3	1:FJ:126:LEU:O	2.17	0.45
1:FM:95:LYS:HE3	1:FM:126:LEU:O	2.17	0.45
1:FV:63:ALA:HA	1:FV:68:GLU:HG2	1.99	0.45
1:FX:21:LEU:HD12	1:FX:30:ASN:OD1	2.17	0.45

Continued on next page...

Continued from previous page...

Atom-1	Atom-2	Interatomic distance (Å)	Clash overlap (Å)
1:GP:21:LEU:HD12	1:GP:30:ASN:OD1	2.17	0.45
1:GS:79:THR:HB	1:GS:81:PHE:CE2	2.52	0.45
1:GW:95:LYS:HE3	1:GW:126:LEU:O	2.17	0.45
1:HH:79:THR:HB	1:HH:81:PHE:CE2	2.52	0.45
1:HJ:79:THR:HB	1:HJ:81:PHE:CE2	2.52	0.45
1:HX:5:ALA:O	1:HX:22:PRO:HD3	2.17	0.45
1:HX:63:ALA:HA	1:HX:68:GLU:HG2	1.99	0.45
1:IA:95:LYS:HE3	1:IA:126:LEU:O	2.17	0.45
1:IB:6:ILE:HG22	1:IB:19:PHE:HB3	1.99	0.45
1:II:79:THR:HB	1:II:81:PHE:CE2	2.52	0.45
1:IJ:9:LEU:CG	1:IJ:10:ARG:H	2.29	0.45
1:IM:95:LYS:HE3	1:IM:126:LEU:O	2.17	0.45
1:IM:5:ALA:O	1:IM:22:PRO:HD3	2.17	0.45
1:IR:21:LEU:HD12	1:IR:30:ASN:OD1	2.17	0.45
1:IU:8:LYS:HB2	1:IV:119:ASP:O	2.16	0.45
1:IX:21:LEU:HD12	1:IX:30:ASN:OD1	2.17	0.45
1:IZ:6:ILE:HG22	1:IZ:19:PHE:HB3	1.99	0.45
1:JF:56:ARG:HH21	1:JF:72:PRO:HG3	1.82	0.45
1:JG:118:GLN:HB3	1:JG:121:TYR:CZ	2.52	0.45
1:JP:79:THR:HB	1:JP:81:PHE:CE2	2.52	0.45
1:JQ:9:LEU:CG	1:JQ:10:ARG:H	2.30	0.45
1:JQ:95:LYS:HE3	1:JQ:126:LEU:O	2.17	0.45
1:JS:21:LEU:HD12	1:JS:30:ASN:OD1	2.17	0.45
1:JT:9:LEU:CG	1:JT:10:ARG:H	2.29	0.45
1:JY:79:THR:HB	1:JY:81:PHE:CE2	2.52	0.45
1:KF:63:ALA:HA	1:KF:68:GLU:HG2	1.99	0.45
1:KH:21:LEU:HD12	1:KH:30:ASN:OD1	2.18	0.45
1:KI:95:LYS:HE3	1:KI:126:LEU:O	2.17	0.45
1:KM:6:ILE:HG22	1:KM:19:PHE:HB3	1.99	0.45
1:KS:56:ARG:HH21	1:KS:72:PRO:HG3	1.82	0.45
1:KT:126:LEU:HD23	1:KT:126:LEU:HA	1.85	0.45
1:LA:5:ALA:O	1:LA:22:PRO:HD3	2.17	0.45
1:LD:95:LYS:HE3	1:LD:126:LEU:O	2.17	0.45
1:LK:6:ILE:HG22	1:LK:19:PHE:HB3	1.98	0.45
1:LL:4:ILE:HB	1:LM:123:ILE:HG13	1.98	0.45
1:LM:95:LYS:HE3	1:LM:126:LEU:O	2.17	0.45
1:LT:79:THR:HB	1:LT:81:PHE:CE2	2.52	0.45
1:LY:95:LYS:HE3	1:LY:126:LEU:O	2.17	0.45
1:MI:79:THR:HB	1:MI:81:PHE:CE2	2.52	0.45
1:MS:118:GLN:HB3	1:MS:121:TYR:CZ	2.52	0.45
1:MT:5:ALA:O	1:MT:22:PRO:HD3	2.17	0.45

Continued on next page...

Continued from previous page...

Atom-1	Atom-2	Interatomic distance (Å)	Clash overlap (Å)
1:MV:99:SER:OG	1:MV:124:GLU:O	2.20	0.45
1:MW:5:ALA:O	1:MW:22:PRO:HD3	2.17	0.45
1:NJ:79:THR:HB	1:NJ:81:PHE:CE2	2.52	0.45
1:NV:79:THR:HB	1:NV:81:PHE:CE2	2.51	0.45
1:AF:56:ARG:HH21	1:AF:72:PRO:HG3	1.82	0.44
1:AJ:8:LYS:HB2	1:AK:119:ASP:O	2.16	0.44
1:AL:56:ARG:HH21	1:AL:72:PRO:HG3	1.82	0.44
1:AR:6:ILE:HG22	1:AR:19:PHE:HB3	1.99	0.44
1:BD:90:ARG:NH2	1:EP:113:TYR:CG	2.85	0.44
1:BE:79:THR:HB	1:BE:81:PHE:CE2	2.52	0.44
1:BH:21:LEU:HD12	1:BH:30:ASN:OD1	2.18	0.44
1:CA:5:ALA:O	1:CA:22:PRO:HD3	2.17	0.44
1:CG:63:ALA:HA	1:CG:68:GLU:HG2	1.99	0.44
1:CL:21:LEU:HD12	1:CL:30:ASN:OD1	2.18	0.44
1:CQ:112:ALA:O	1:GC:49:VAL:HG11	2.17	0.44
1:CT:6:ILE:HG22	1:CT:19:PHE:HB3	1.98	0.44
1:CU:21:LEU:HD12	1:CU:30:ASN:OD1	2.18	0.44
1:CY:95:LYS:HE3	1:CY:126:LEU:O	2.17	0.44
1:DA:4:ILE:HB	1:DB:123:ILE:HG13	1.98	0.44
1:DP:118:GLN:HB3	1:DP:121:TYR:CZ	2.52	0.44
1:DR:56:ARG:HH21	1:DR:72:PRO:HG3	1.83	0.44
1:DW:63:ALA:HA	1:DW:68:GLU:HG2	1.99	0.44
1:ED:56:ARG:HH21	1:ED:72:PRO:HG3	1.83	0.44
1:EE:4:ILE:HB	1:EF:123:ILE:HG13	1.98	0.44
1:EH:21:LEU:HD12	1:EH:30:ASN:OD1	2.17	0.44
1:EO:63:ALA:HA	1:EO:68:GLU:HG2	1.99	0.44
1:EQ:4:ILE:HB	1:ER:123:ILE:HG13	1.98	0.44
1:ER:5:ALA:O	1:ER:22:PRO:HD3	2.17	0.44
1:ER:63:ALA:HA	1:ER:68:GLU:HG2	1.99	0.44
1:EU:63:ALA:HA	1:EU:68:GLU:HG2	1.99	0.44
1:FA:95:LYS:HE3	1:FA:126:LEU:O	2.17	0.44
1:FD:63:ALA:HA	1:FD:68:GLU:HG2	1.99	0.44
1:FE:56:ARG:HH21	1:FE:72:PRO:HG3	1.83	0.44
1:FJ:5:ALA:O	1:FJ:22:PRO:HD3	2.17	0.44
1:FO:79:THR:HB	1:FO:81:PHE:CE2	2.52	0.44
1:FP:5:ALA:O	1:FP:22:PRO:HD3	2.17	0.44
1:FT:79:THR:HB	1:FT:81:PHE:CE2	2.51	0.44
1:FY:9:LEU:CG	1:FY:10:ARG:H	2.29	0.44
1:FZ:79:THR:HB	1:FZ:81:PHE:CE2	2.52	0.44
1:GE:63:ALA:HA	1:GE:68:GLU:HG2	1.99	0.44
1:GI:56:ARG:HH21	1:GI:72:PRO:HG3	1.83	0.44

Continued on next page...

Continued from previous page...

Atom-1	Atom-2	Interatomic distance (Å)	Clash overlap (Å)
1:GJ:79:THR:HB	1:GJ:81:PHE:CE2	2.52	0.44
1:GK:95:LYS:HE3	1:GK:126:LEU:O	2.17	0.44
1:DC:89:ASP:OD2	1:GO:59:ILE:HD12	2.18	0.44
1:DN:10:ARG:NH1	1:GS:38:LEU:HB2	2.32	0.44
1:GU:56:ARG:HH21	1:GU:72:PRO:HG3	1.83	0.44
1:GV:79:THR:HB	1:GV:81:PHE:CE2	2.52	0.44
1:GW:63:ALA:HA	1:GW:68:GLU:HG2	1.99	0.44
1:HD:10:ARG:HH21	1:MZ:38:LEU:CD2	2.30	0.44
1:HM:6:ILE:HG22	1:HM:19:PHE:HB3	1.99	0.44
1:HS:56:ARG:HH21	1:HS:72:PRO:HG3	1.83	0.44
1:HT:99:SER:OG	1:HT:124:GLU:O	2.20	0.44
1:HV:90:ARG:NH2	1:LH:113:TYR:CD1	2.85	0.44
1:HW:118:GLN:HB3	1:HW:121:TYR:CZ	2.52	0.44
1:IH:6:ILE:HG22	1:IH:19:PHE:HB3	1.99	0.44
1:IK:56:ARG:HH21	1:IK:72:PRO:HG3	1.82	0.44
1:IO:21:LEU:HD12	1:IO:30:ASN:OD1	2.17	0.44
1:IT:79:THR:HB	1:IT:81:PHE:CE2	2.52	0.44
1:IU:118:GLN:HB3	1:IU:121:TYR:CZ	2.52	0.44
1:IV:63:ALA:HA	1:IV:68:GLU:HG2	1.99	0.44
1:JF:109:GLN:HE21	1:MR:94:LEU:HD12	1.81	0.44
1:JF:34:ILE:HD11	1:MR:111:LEU:HD21	2.00	0.44
1:JG:4:ILE:HB	1:JH:123:ILE:HG13	1.98	0.44
1:JM:8:LYS:HB2	1:JN:119:ASP:O	2.16	0.44
1:JT:5:ALA:O	1:JT:22:PRO:HD3	2.17	0.44
1:JT:63:ALA:HA	1:JT:68:GLU:HG2	1.99	0.44
1:JX:6:ILE:HG22	1:JX:19:PHE:HB3	1.99	0.44
1:JY:21:LEU:HD12	1:JY:30:ASN:OD1	2.17	0.44
1:KD:6:ILE:HG22	1:KD:19:PHE:HB3	1.98	0.44
1:KE:21:LEU:HD12	1:KE:30:ASN:OD1	2.17	0.44
1:KI:5:ALA:O	1:KI:22:PRO:HD3	2.17	0.44
1:KK:21:LEU:HD12	1:KK:30:ASN:OD1	2.17	0.44
1:KN:118:GLN:HB3	1:KN:121:TYR:CZ	2.52	0.44
1:KV:56:ARG:HH21	1:KV:72:PRO:HG3	1.82	0.44
1:KX:5:ALA:O	1:KX:22:PRO:HD3	2.17	0.44
1:LA:63:ALA:HA	1:LA:68:GLU:HG2	1.99	0.44
1:LC:21:LEU:HD12	1:LC:30:ASN:OD1	2.17	0.44
1:LD:63:ALA:HA	1:LD:68:GLU:HG2	1.99	0.44
1:LQ:6:ILE:HG22	1:LQ:19:PHE:HB3	1.99	0.44
1:LS:95:LYS:HE3	1:LS:126:LEU:O	2.17	0.44
1:LT:56:ARG:HH21	1:LT:72:PRO:HG3	1.82	0.44
1:ME:63:ALA:HA	1:ME:68:GLU:HG2	1.99	0.44

Continued on next page...

Continued from previous page...

Atom-1	Atom-2	Interatomic distance (Å)	Clash overlap (Å)
1:MJ:21:LEU:HD12	1:MJ:30:ASN:OD1	2.18	0.44
1:ML:56:ARG:HH21	1:ML:72:PRO:HG3	1.83	0.44
1:MM:21:LEU:HD12	1:MM:30:ASN:OD1	2.18	0.44
1:MO:56:ARG:HH21	1:MO:72:PRO:HG3	1.82	0.44
1:MQ:95:LYS:HE3	1:MQ:126:LEU:O	2.17	0.44
1:MR:6:ILE:HG22	1:MR:19:PHE:HB3	1.99	0.44
1:MY:4:ILE:HB	1:MZ:123:ILE:HG13	1.98	0.44
1:NA:56:ARG:HH21	1:NA:72:PRO:HG3	1.82	0.44
1:NB:118:GLN:HB3	1:NB:121:TYR:CZ	2.52	0.44
1:NB:79:THR:HB	1:NB:81:PHE:CE2	2.52	0.44
1:ND:6:ILE:HG22	1:ND:19:PHE:HB3	1.99	0.44
1:ND:56:ARG:HH21	1:ND:72:PRO:HG3	1.82	0.44
1:NF:5:ALA:O	1:NF:22:PRO:HD3	2.17	0.44
1:NH:21:LEU:HD12	1:NH:30:ASN:OD1	2.18	0.44
1:NM:6:ILE:HG22	1:NM:19:PHE:HB3	1.99	0.44
1:NN:21:LEU:HD12	1:NN:30:ASN:OD1	2.18	0.44
1:NO:95:LYS:HE3	1:NO:126:LEU:O	2.17	0.44
1:NP:6:ILE:HG22	1:NP:19:PHE:HB3	1.99	0.44
1:NQ:21:LEU:HD12	1:NQ:30:ASN:OD1	2.17	0.44
1:AE:95:LYS:HE3	1:AE:126:LEU:O	2.17	0.44
1:BQ:118:GLN:HB3	1:BQ:121:TYR:CZ	2.52	0.44
1:BR:5:ALA:O	1:BR:22:PRO:HD3	2.17	0.44
1:CC:118:GLN:HB3	1:CC:121:TYR:CZ	2.52	0.44
1:CJ:95:LYS:HE3	1:CJ:126:LEU:O	2.17	0.44
1:CO:79:THR:HB	1:CO:81:PHE:CE2	2.52	0.44
1:CS:9:LEU:CG	1:CS:10:ARG:H	2.29	0.44
1:CX:118:GLN:HB3	1:CX:121:TYR:CZ	2.52	0.44
1:DI:79:THR:HB	1:DI:81:PHE:CE2	2.52	0.44
1:DO:56:ARG:HH21	1:DO:72:PRO:HG3	1.82	0.44
1:DQ:5:ALA:O	1:DQ:22:PRO:HD3	2.17	0.44
1:EL:95:LYS:HE3	1:EL:126:LEU:O	2.17	0.44
1:ES:56:ARG:HH21	1:ES:72:PRO:HG3	1.82	0.44
1:EU:5:ALA:O	1:EU:22:PRO:HD3	2.17	0.44
1:EW:21:LEU:HD12	1:EW:30:ASN:OD1	2.17	0.44
1:FC:118:GLN:HB3	1:FC:121:TYR:CZ	2.52	0.44
1:FH:56:ARG:HH21	1:FH:72:PRO:HG3	1.83	0.44
1:EW:38:LEU:HB2	1:FJ:10:ARG:HH11	1.81	0.44
1:FT:56:ARG:HH21	1:FT:72:PRO:HG3	1.82	0.44
1:CN:92:GLU:CD	1:FZ:57:LYS:HZ3	2.20	0.44
1:GA:21:LEU:HD12	1:GA:30:ASN:OD1	2.17	0.44
1:GG:21:LEU:HD12	1:GG:30:ASN:OD1	2.18	0.44

Continued on next page...

Continued from previous page...

Atom-1	Atom-2	Interatomic distance (Å)	Clash overlap (Å)
1:GQ:5:ALA:O	1:GQ:22:PRO:HD3	2.17	0.44
1:GT:95:LYS:HE3	1:GT:126:LEU:O	2.17	0.44
1:HA:125:ASP:HB2	1:KM:4:ILE:HG12	1.99	0.44
1:HI:95:LYS:HE3	1:HI:126:LEU:O	2.17	0.44
1:HT:118:GLN:HB3	1:HT:121:TYR:CZ	2.52	0.44
1:HU:95:LYS:HE3	1:HU:126:LEU:O	2.17	0.44
1:HZ:79:THR:HB	1:HZ:81:PHE:CE2	2.52	0.44
1:IC:21:LEU:HD12	1:IC:30:ASN:OD1	2.18	0.44
1:ID:63:ALA:HA	1:ID:68:GLU:HG2	1.99	0.44
1:IE:129:THR:O	1:LQ:106:LYS:NZ	2.50	0.44
1:IH:56:ARG:HH21	1:IH:72:PRO:HG3	1.82	0.44
1:IR:118:GLN:HB3	1:IR:121:TYR:CZ	2.52	0.44
1:IS:95:LYS:HE3	1:IS:126:LEU:O	2.17	0.44
1:IZ:104:GLU:OE1	1:ML:53:ARG:NH1	2.40	0.44
1:IZ:80:SER:HB2	1:ML:74:VAL:CG2	2.44	0.44
1:JC:6:ILE:HG22	1:JC:19:PHE:HB3	1.98	0.44
1:JD:21:LEU:HD12	1:JD:30:ASN:OD1	2.17	0.44
1:JE:95:LYS:HE3	1:JE:126:LEU:O	2.17	0.44
1:JF:121:TYR:HB2	1:MR:6:ILE:HB	1.97	0.44
1:JF:94:LEU:HD12	1:MR:109:GLN:NE2	2.33	0.44
1:JG:99:SER:OG	1:JG:124:GLU:O	2.20	0.44
1:JJ:118:GLN:HB3	1:JJ:121:TYR:CZ	2.52	0.44
1:JL:56:ARG:HH21	1:JL:72:PRO:HG3	1.82	0.44
1:JS:4:ILE:HB	1:JT:123:ILE:HG13	1.98	0.44
1:KA:56:ARG:HH21	1:KA:72:PRO:HG3	1.82	0.44
1:KF:95:LYS:HE3	1:KF:126:LEU:O	2.17	0.44
1:KH:4:ILE:HB	1:KI:123:ILE:HG13	1.98	0.44
1:KL:5:ALA:O	1:KL:22:PRO:HD3	2.17	0.44
1:KO:15:ASP:OD1	1:NV:10:ARG:NH1	2.49	0.44
1:HD:101:LEU:HD22	1:KP:94:LEU:HD22	1.99	0.44
1:IY:15:ASP:OD1	1:KS:10:ARG:NH1	2.50	0.44
1:KT:21:LEU:HD12	1:KT:30:ASN:OD1	2.18	0.44
1:KU:63:ALA:HA	1:KU:68:GLU:HG2	1.99	0.44
1:LF:126:LEU:HD23	1:LF:126:LEU:HA	1.85	0.44
1:LS:63:ALA:HA	1:LS:68:GLU:HG2	1.99	0.44
1:LU:118:GLN:HB3	1:LU:121:TYR:CZ	2.52	0.44
1:LV:95:LYS:HE3	1:LV:126:LEU:O	2.17	0.44
1:LX:21:LEU:HD12	1:LX:30:ASN:OD1	2.17	0.44
1:IQ:89:ASP:OD2	1:MC:59:ILE:HD12	2.17	0.44
1:MD:79:THR:HB	1:MD:81:PHE:CE2	2.52	0.44
1:MP:21:LEU:HD12	1:MP:30:ASN:OD1	2.18	0.44

Continued on next page...

Continued from previous page...

Atom-1	Atom-2	Interatomic distance (Å)	Clash overlap (Å)
1:MS:8:LYS:HB2	1:MT:119:ASP:O	2.16	0.44
1:NF:95:LYS:HE3	1:NF:126:LEU:O	2.17	0.44
1:NG:56:ARG:HH21	1:NG:72:PRO:HG3	1.83	0.44
1:NG:79:THR:HB	1:NG:81:PHE:CE2	2.52	0.44
1:NH:118:GLN:HB3	1:NH:121:TYR:CZ	2.52	0.44
1:NL:5:ALA:O	1:NL:22:PRO:HD3	2.17	0.44
1:NU:63:ALA:HA	1:NU:68:GLU:HG2	1.99	0.44
1:AD:118:GLN:HB3	1:AD:121:TYR:CZ	2.52	0.44
1:AD:21:LEU:HD12	1:AD:30:ASN:OD1	2.17	0.44
1:AD:8:LYS:HB2	1:AE:119:ASP:O	2.16	0.44
1:AG:79:THR:HB	1:AG:81:PHE:CE2	2.52	0.44
1:AH:5:ALA:O	1:AH:22:PRO:HD3	2.17	0.44
1:AH:95:LYS:HE3	1:AH:126:LEU:O	2.17	0.44
1:AI:56:ARG:HH21	1:AI:72:PRO:HG3	1.82	0.44
1:AL:79:THR:HB	1:AL:81:PHE:CE2	2.52	0.44
1:AR:56:ARG:HH21	1:AR:72:PRO:HG3	1.83	0.44
1:AT:5:ALA:O	1:AT:22:PRO:HD3	2.17	0.44
1:AT:95:LYS:HE3	1:AT:126:LEU:O	2.17	0.44
1:AU:6:ILE:HG22	1:AU:19:PHE:HB3	1.98	0.44
1:AW:95:LYS:HE3	1:AW:126:LEU:O	2.17	0.44
1:AY:21:LEU:HD12	1:AY:30:ASN:OD1	2.18	0.44
1:BA:79:THR:HB	1:BA:81:PHE:CE2	2.51	0.44
1:BE:21:LEU:HD12	1:BE:30:ASN:OD1	2.17	0.44
1:BI:5:ALA:O	1:BI:22:PRO:HD3	2.17	0.44
1:BQ:21:LEU:HD12	1:BQ:30:ASN:OD1	2.18	0.44
1:BZ:21:LEU:HD12	1:BZ:30:ASN:OD1	2.18	0.44
1:CH:6:ILE:HG22	1:CH:19:PHE:HB3	1.99	0.44
1:CK:6:ILE:HG22	1:CK:19:PHE:HB3	1.99	0.44
1:CO:118:GLN:HB3	1:CO:121:TYR:CZ	2.52	0.44
1:CW:6:ILE:HG22	1:CW:19:PHE:HB3	1.98	0.44
1:DA:118:GLN:HB3	1:DA:121:TYR:CZ	2.52	0.44
1:DB:5:ALA:O	1:DB:22:PRO:HD3	2.17	0.44
1:CL:38:LEU:HD22	1:DH:10:ARG:HH11	1.83	0.44
1:DL:57:LYS:HZ3	1:GX:92:GLU:CD	2.20	0.44
1:DS:21:LEU:HD12	1:DS:30:ASN:OD1	2.17	0.44
1:DU:56:ARG:HH21	1:DU:72:PRO:HG3	1.83	0.44
1:DX:6:ILE:HG22	1:DX:19:PHE:HB3	1.98	0.44
1:EE:118:GLN:HB3	1:EE:121:TYR:CZ	2.52	0.44
1:EK:21:LEU:HD12	1:EK:30:ASN:OD1	2.17	0.44
1:EO:9:LEU:CG	1:EO:10:ARG:H	2.29	0.44
1:FD:95:LYS:HE3	1:FD:126:LEU:O	2.17	0.44

Continued on next page...

Continued from previous page...

Atom-1	Atom-2	Interatomic distance (Å)	Clash overlap (Å)
1:FI:21:LEU:HD12	1:FI:30:ASN:OD1	2.18	0.44
1:FL:8:LYS:HB2	1:FM:119:ASP:O	2.16	0.44
1:FO:21:LEU:HD12	1:FO:30:ASN:OD1	2.17	0.44
1:GC:6:ILE:HG22	1:GC:19:PHE:HB3	1.99	0.44
1:GH:95:LYS:HE3	1:GH:126:LEU:O	2.17	0.44
1:GJ:118:GLN:HB3	1:GJ:121:TYR:CZ	2.52	0.44
1:GM:79:THR:HB	1:GM:81:PHE:CE2	2.52	0.44
1:GT:63:ALA:HA	1:GT:68:GLU:HG2	1.99	0.44
1:GU:79:THR:HB	1:GU:81:PHE:CE2	2.51	0.44
1:GX:6:ILE:HG22	1:GX:19:PHE:HB3	1.99	0.44
1:HH:118:GLN:HB3	1:HH:121:TYR:CZ	2.52	0.44
1:HZ:118:GLN:HB3	1:HZ:121:TYR:CZ	2.52	0.44
1:ID:95:LYS:HE3	1:ID:126:LEU:O	2.17	0.44
1:II:21:LEU:HD12	1:II:30:ASN:OD1	2.18	0.44
1:IO:118:GLN:HB3	1:IO:121:TYR:CZ	2.52	0.44
1:IP:95:LYS:HE3	1:IP:126:LEU:O	2.17	0.44
1:IQ:56:ARG:HH21	1:IQ:72:PRO:HG3	1.82	0.44
1:IU:79:THR:HB	1:IU:81:PHE:CE2	2.52	0.44
1:IX:118:GLN:HB3	1:IX:121:TYR:CZ	2.52	0.44
1:IX:79:THR:HB	1:IX:81:PHE:CE2	2.52	0.44
1:JA:79:THR:HB	1:JA:81:PHE:CE2	2.52	0.44
1:JQ:5:ALA:O	1:JQ:22:PRO:HD3	2.17	0.44
1:KD:79:THR:HB	1:KD:81:PHE:CE2	2.52	0.44
1:KE:118:GLN:HB3	1:KE:121:TYR:CZ	2.52	0.44
1:KE:8:LYS:HB2	1:KF:119:ASP:O	2.16	0.44
1:KQ:118:GLN:HB3	1:KQ:121:TYR:CZ	2.52	0.44
1:KT:118:GLN:HB3	1:KT:121:TYR:CZ	2.52	0.44
1:KU:9:LEU:CG	1:KU:10:ARG:H	2.29	0.44
1:KY:6:ILE:HG22	1:KY:19:PHE:HB3	1.98	0.44
1:LD:9:LEU:CG	1:LD:10:ARG:H	2.29	0.44
1:LF:4:ILE:HB	1:LG:123:ILE:HG13	1.98	0.44
1:LI:118:GLN:HB3	1:LI:121:TYR:CZ	2.52	0.44
1:LO:21:LEU:HD12	1:LO:30:ASN:OD1	2.17	0.44
1:LS:5:ALA:O	1:LS:22:PRO:HD3	2.17	0.44
1:LU:21:LEU:HD12	1:LU:30:ASN:OD1	2.17	0.44
1:MB:63:ALA:HA	1:MB:68:GLU:HG2	1.99	0.44
1:MI:6:ILE:HG22	1:MI:19:PHE:HB3	1.98	0.44
1:MJ:79:THR:HB	1:MJ:81:PHE:CE2	2.52	0.44
1:MN:5:ALA:O	1:MN:22:PRO:HD3	2.17	0.44
1:MV:21:LEU:HD12	1:MV:30:ASN:OD1	2.17	0.44
1:NB:4:ILE:HB	1:NC:123:ILE:HG13	1.98	0.44

Continued on next page...

Continued from previous page...

Atom-1	Atom-2	Interatomic distance (Å)	Clash overlap (Å)
1:NC:5:ALA:O	1:NC:22:PRO:HD3	2.17	0.44
1:NG:6:ILE:HG22	1:NG:19:PHE:HB3	1.99	0.44
1:NH:8:LYS:HB2	1:NI:119:ASP:O	2.16	0.44
1:NM:56:ARG:HH21	1:NM:72:PRO:HG3	1.82	0.44
1:KA:113:TYR:CG	1:NM:90:ARG:NH2	2.85	0.44
1:NV:6:ILE:HG22	1:NV:19:PHE:HB3	1.98	0.44
1:AC:6:ILE:HG22	1:AC:19:PHE:HB3	1.99	0.44
1:AF:6:ILE:HG22	1:AF:19:PHE:HB3	1.98	0.44
1:AM:118:GLN:HB3	1:AM:121:TYR:CZ	2.52	0.44
1:AM:21:LEU:HD12	1:AM:30:ASN:OD1	2.17	0.44
1:AS:79:THR:HB	1:AS:81:PHE:CE2	2.52	0.44
1:AU:56:ARG:HH21	1:AU:72:PRO:HG3	1.82	0.44
1:AZ:5:ALA:O	1:AZ:22:PRO:HD3	2.17	0.44
1:BC:95:LYS:HE3	1:BC:126:LEU:O	2.17	0.44
1:BD:56:ARG:HH21	1:BD:72:PRO:HG3	1.82	0.44
1:BE:118:GLN:HB3	1:BE:121:TYR:CZ	2.52	0.44
1:BF:95:LYS:HE3	1:BF:126:LEU:O	2.17	0.44
1:BK:118:GLN:HB3	1:BK:121:TYR:CZ	2.52	0.44
1:BC:10:ARG:NH1	1:BQ:38:LEU:HB2	2.32	0.44
1:BU:95:LYS:HE3	1:BU:126:LEU:O	2.17	0.44
1:BW:4:ILE:HB	1:BX:123:ILE:HG13	1.98	0.44
1:CA:63:ALA:HA	1:CA:68:GLU:HG2	1.99	0.44
1:CB:6:ILE:HG22	1:CB:19:PHE:HB3	1.99	0.44
1:CD:5:ALA:O	1:CD:22:PRO:HD3	2.17	0.44
1:CG:9:LEU:CG	1:CG:10:ARG:H	2.29	0.44
1:CI:79:THR:HB	1:CI:81:PHE:CE2	2.52	0.44
1:CL:79:THR:HB	1:CL:81:PHE:CE2	2.52	0.44
1:CP:95:LYS:HE3	1:CP:126:LEU:O	2.17	0.44
1:CV:95:LYS:HE3	1:CV:126:LEU:O	2.17	0.44
1:CW:79:THR:HB	1:CW:81:PHE:CE2	2.52	0.44
1:DI:57:LYS:HZ3	1:GU:92:GLU:CD	2.18	0.44
1:DJ:21:LEU:HD12	1:DJ:30:ASN:OD1	2.17	0.44
1:EC:63:ALA:HA	1:EC:68:GLU:HG2	1.99	0.44
1:EI:5:ALA:O	1:EI:22:PRO:HD3	2.17	0.44
1:EK:79:THR:HB	1:EK:81:PHE:CE2	2.52	0.44
1:EL:63:ALA:HA	1:EL:68:GLU:HG2	1.99	0.44
1:EP:6:ILE:HG22	1:EP:19:PHE:HB3	1.98	0.44
1:EP:79:THR:HB	1:EP:81:PHE:CE2	2.52	0.44
1:EW:79:THR:HB	1:EW:81:PHE:CE2	2.52	0.44
1:FI:118:GLN:HB3	1:FI:121:TYR:CZ	2.52	0.44
1:BY:53:ARG:NH1	1:FK:104:GLU:OE1	2.35	0.44

Continued on next page...

Continued from previous page...

Atom-1	Atom-2	Interatomic distance (Å)	Clash overlap (Å)
1:FK:56:ARG:HH21	1:FK:72:PRO:HG3	1.83	0.44
1:FM:5:ALA:O	1:FM:22:PRO:HD3	2.17	0.44
1:FP:95:LYS:HE3	1:FP:126:LEU:O	2.17	0.44
1:FR:79:THR:HB	1:FR:81:PHE:CE2	2.52	0.44
1:GA:118:GLN:HB3	1:GA:121:TYR:CZ	2.52	0.44
1:GE:5:ALA:O	1:GE:22:PRO:HD3	2.17	0.44
1:GH:5:ALA:O	1:GH:22:PRO:HD3	2.17	0.44
1:GV:118:GLN:HB3	1:GV:121:TYR:CZ	2.52	0.44
1:GY:21:LEU:HD12	1:GY:30:ASN:OD1	2.18	0.44
1:HA:56:ARG:HH21	1:HA:72:PRO:HG3	1.82	0.44
1:HB:118:GLN:HB3	1:HB:121:TYR:CZ	2.52	0.44
1:HO:95:LYS:HE3	1:HO:126:LEU:O	2.17	0.44
1:HV:6:ILE:HG22	1:HV:19:PHE:HB3	1.98	0.44
1:IE:6:ILE:HG22	1:IE:19:PHE:HB3	1.99	0.44
1:IN:129:THR:O	1:LZ:106:LYS:NZ	2.51	0.44
1:IN:6:ILE:HG22	1:IN:19:PHE:HB3	1.99	0.44
1:IX:75:ILE:HG23	1:IY:79:THR:HG22	2.00	0.44
1:JG:38:LEU:HB2	1:JN:10:ARG:HH11	1.82	0.44
1:JJ:4:ILE:HB	1:JK:123:ILE:HG13	1.98	0.44
1:JO:56:ARG:HH21	1:JO:72:PRO:HG3	1.83	0.44
1:JS:118:GLN:HB3	1:JS:121:TYR:CZ	2.52	0.44
1:JT:95:LYS:HE3	1:JT:126:LEU:O	2.17	0.44
1:JU:6:ILE:HG22	1:JU:19:PHE:HB3	1.98	0.44
1:JU:56:ARG:HH21	1:JU:72:PRO:HG3	1.82	0.44
1:KB:118:GLN:HB3	1:KB:121:TYR:CZ	2.52	0.44
1:KC:5:ALA:O	1:KC:22:PRO:HD3	2.17	0.44
1:KI:63:ALA:HA	1:KI:68:GLU:HG2	1.99	0.44
1:KP:6:ILE:HG22	1:KP:19:PHE:HB3	1.99	0.44
1:KX:9:LEU:CG	1:KX:10:ARG:H	2.29	0.44
1:KY:79:THR:HB	1:KY:81:PHE:CE2	2.52	0.44
1:KZ:118:GLN:HB3	1:KZ:121:TYR:CZ	2.52	0.44
1:LC:4:ILE:HB	1:LD:123:ILE:HG13	1.98	0.44
1:LC:75:ILE:HG23	1:LD:79:THR:HG22	2.00	0.44
1:LG:95:LYS:HE3	1:LG:126:LEU:O	2.17	0.44
1:LM:63:ALA:HA	1:LM:68:GLU:HG2	1.99	0.44
1:LN:6:ILE:HG22	1:LN:19:PHE:HB3	1.99	0.44
1:LP:63:ALA:HA	1:LP:68:GLU:HG2	1.99	0.44
1:LZ:6:ILE:HG22	1:LZ:19:PHE:HB3	1.99	0.44
1:MM:118:GLN:HB3	1:MM:121:TYR:CZ	2.52	0.44
1:NI:9:LEU:CG	1:NI:10:ARG:H	2.29	0.44
1:NQ:118:GLN:HB3	1:NQ:121:TYR:CZ	2.52	0.44

Continued on next page...

Continued from previous page...

Atom-1	Atom-2	Interatomic distance (Å)	Clash overlap (Å)
1:NR:5:ALA:O	1:NR:22:PRO:HD3	2.17	0.44
1:AA:79:THR:HB	1:AA:81:PHE:CE2	2.52	0.44
1:AB:9:LEU:CG	1:AB:10:ARG:H	2.29	0.44
1:AG:75:ILE:HG23	1:AH:79:THR:HG22	2.00	0.44
1:AO:56:ARG:HH21	1:AO:72:PRO:HG3	1.82	0.44
1:BB:118:GLN:HB3	1:BB:121:TYR:CZ	2.52	0.44
1:BK:4:ILE:HB	1:BL:123:ILE:HG13	1.98	0.44
1:BU:9:LEU:CG	1:BU:10:ARG:H	2.29	0.44
1:BT:75:ILE:HG23	1:BU:79:THR:HG22	2.00	0.44
1:BW:118:GLN:HB3	1:BW:121:TYR:CZ	2.52	0.44
1:BX:5:ALA:O	1:BX:22:PRO:HD3	2.17	0.44
1:CI:118:GLN:HB3	1:CI:121:TYR:CZ	2.52	0.44
1:CQ:113:TYR:CG	1:GC:90:ARG:NH2	2.85	0.44
1:CQ:56:ARG:HH21	1:CQ:72:PRO:HG3	1.83	0.44
1:CY:63:ALA:HA	1:CY:68:GLU:HG2	1.99	0.44
1:DA:21:LEU:HD12	1:DA:30:ASN:OD1	2.18	0.44
1:DD:118:GLN:HB3	1:DD:121:TYR:CZ	2.52	0.44
1:DL:6:ILE:HG22	1:DL:19:PHE:HB3	1.99	0.44
1:DN:95:LYS:HE3	1:DN:126:LEU:O	2.17	0.44
1:AF:74:VAL:CG2	1:DR:80:SER:HB2	2.46	0.44
1:DT:5:ALA:O	1:DT:22:PRO:HD3	2.17	0.44
1:DV:118:GLN:HB3	1:DV:121:TYR:CZ	2.52	0.44
1:EA:56:ARG:HH21	1:EA:72:PRO:HG3	1.82	0.44
1:EF:63:ALA:HA	1:EF:68:GLU:HG2	1.99	0.44
1:EQ:79:THR:HB	1:EQ:81:PHE:CE2	2.52	0.44
1:EY:56:ARG:HH21	1:EY:72:PRO:HG3	1.83	0.44
1:EZ:21:LEU:HD12	1:EZ:30:ASN:OD1	2.18	0.44
1:FA:5:ALA:O	1:FA:22:PRO:HD3	2.17	0.44
1:FC:21:LEU:HD12	1:FC:30:ASN:OD1	2.18	0.44
1:FI:8:LYS:HB2	1:FJ:119:ASP:O	2.16	0.44
1:FN:6:ILE:HG22	1:FN:19:PHE:HB3	1.99	0.44
1:FR:126:LEU:HD23	1:FR:126:LEU:HA	1.85	0.44
1:GD:21:LEU:HD12	1:GD:30:ASN:OD1	2.18	0.44
1:GG:118:GLN:HB3	1:GG:121:TYR:CZ	2.52	0.44
1:GG:75:ILE:HG23	1:GH:79:THR:HG22	2.00	0.44
1:GI:6:ILE:HG22	1:GI:19:PHE:HB3	1.99	0.44
1:GM:4:ILE:HB	1:GN:123:ILE:HG13	1.98	0.44
1:GX:56:ARG:HH21	1:GX:72:PRO:HG3	1.83	0.44
1:GZ:9:LEU:CG	1:GZ:10:ARG:H	2.29	0.44
1:HI:63:ALA:HA	1:HI:68:GLU:HG2	1.99	0.44
1:HK:118:GLN:HB3	1:HK:121:TYR:CZ	2.52	0.44

Continued on next page...

Continued from previous page...

Atom-1	Atom-2	Interatomic distance (Å)	Clash overlap (Å)
1:HS:104:GLU:OE1	1:LE:53:ARG:NH1	2.35	0.44
1:HT:8:LYS:HB2	1:HU:119:ASP:O	2.16	0.44
1:HV:56:ARG:HH21	1:HV:72:PRO:HG3	1.83	0.44
1:IA:63:ALA:HA	1:IA:68:GLU:HG2	1.99	0.44
1:IH:113:TYR:CG	1:LT:90:ARG:NH2	2.86	0.44
1:II:118:GLN:HB3	1:II:121:TYR:CZ	2.52	0.44
1:II:4:ILE:HB	1:IJ:123:ILE:HG13	1.98	0.44
1:IU:21:LEU:HD12	1:IU:30:ASN:OD1	2.18	0.44
1:IY:5:ALA:O	1:IY:22:PRO:HD3	2.17	0.44
1:JB:95:LYS:HE3	1:JB:126:LEU:O	2.17	0.44
1:JD:4:ILE:HB	1:JE:123:ILE:HG13	1.98	0.44
1:JK:9:LEU:CG	1:JK:10:ARG:H	2.29	0.44
1:JN:9:LEU:CG	1:JN:10:ARG:H	2.30	0.44
1:JV:118:GLN:HB3	1:JV:121:TYR:CZ	2.52	0.44
1:JY:113:TYR:O	1:KD:26:VAL:HG21	2.17	0.44
1:KH:79:THR:HB	1:KH:81:PHE:CE2	2.52	0.44
1:JV:114:SER:HA	1:KJ:26:VAL:HG21	2.00	0.44
1:HD:49:VAL:HG11	1:KP:112:ALA:O	2.18	0.44
1:KQ:21:LEU:HD12	1:KQ:30:ASN:OD1	2.17	0.44
1:KQ:79:THR:HB	1:KQ:81:PHE:CE2	2.52	0.44
1:KU:95:LYS:HE3	1:KU:126:LEU:O	2.17	0.44
1:KY:56:ARG:HH21	1:KY:72:PRO:HG3	1.82	0.44
1:LF:118:GLN:HB3	1:LF:121:TYR:CZ	2.52	0.44
1:LH:56:ARG:HH21	1:LH:72:PRO:HG3	1.83	0.44
1:HR:26:VAL:HG11	1:LJ:113:TYR:O	2.17	0.44
1:LN:56:ARG:HH21	1:LN:72:PRO:HG3	1.82	0.44
1:LO:4:ILE:HB	1:LP:123:ILE:HG13	1.98	0.44
1:LU:75:ILE:HG23	1:LV:79:THR:HG22	2.00	0.44
1:LX:4:ILE:HB	1:LY:123:ILE:HG13	1.98	0.44
1:MG:21:LEU:HD12	1:MG:30:ASN:OD1	2.18	0.44
1:MJ:118:GLN:HB3	1:MJ:121:TYR:CZ	2.52	0.44
1:MP:75:ILE:HG23	1:MQ:79:THR:HG22	2.00	0.44
1:JF:76:LYS:O	1:MR:77:THR:HA	2.17	0.44
1:MS:21:LEU:HD12	1:MS:30:ASN:OD1	2.17	0.44
1:MU:56:ARG:HH21	1:MU:72:PRO:HG3	1.82	0.44
1:NB:75:ILE:HG23	1:NC:79:THR:HG22	2.00	0.44
1:ND:79:THR:HB	1:ND:81:PHE:CE2	2.52	0.44
1:NE:79:THR:HB	1:NE:81:PHE:CE2	2.52	0.44
1:NV:56:ARG:HH21	1:NV:72:PRO:HG3	1.82	0.44
1:AG:21:LEU:HD12	1:AG:30:ASN:OD1	2.18	0.44
1:AJ:118:GLN:HB3	1:AJ:121:TYR:CZ	2.52	0.44

Continued on next page...

Continued from previous page...

Atom-1	Atom-2	Interatomic distance (Å)	Clash overlap (Å)
1:AQ:95:LYS:HE3	1:AQ:126:LEU:O	2.17	0.44
1:AT:9:LEU:CG	1:AT:10:ARG:H	2.29	0.44
1:BB:21:LEU:HD12	1:BB:30:ASN:OD1	2.18	0.44
1:BG:56:ARG:HH21	1:BG:72:PRO:HG3	1.82	0.44
1:BK:75:ILE:HG23	1:BL:79:THR:HG22	2.00	0.44
1:BP:56:ARG:HH21	1:BP:72:PRO:HG3	1.82	0.44
1:BT:118:GLN:HB3	1:BT:121:TYR:CZ	2.52	0.44
1:CC:75:ILE:HG23	1:CD:79:THR:HG22	2.00	0.44
1:CL:118:GLN:HB3	1:CL:121:TYR:CZ	2.52	0.44
1:CM:95:LYS:HE3	1:CM:126:LEU:O	2.17	0.44
1:CV:9:LEU:CG	1:CV:10:ARG:H	2.29	0.44
1:CU:75:ILE:HG23	1:CV:79:THR:HG22	2.00	0.44
1:CX:21:LEU:HD12	1:CX:30:ASN:OD1	2.18	0.44
1:CX:75:ILE:HG23	1:CY:79:THR:HG22	2.00	0.44
1:DK:63:ALA:HA	1:DK:68:GLU:HG2	1.99	0.44
1:DS:75:ILE:HG23	1:DT:79:THR:HG22	2.00	0.44
1:DT:63:ALA:HA	1:DT:68:GLU:HG2	1.99	0.44
1:DZ:95:LYS:HE3	1:DZ:126:LEU:O	2.17	0.44
1:EB:21:LEU:HD12	1:EB:30:ASN:OD1	2.17	0.44
1:EB:4:ILE:HB	1:EC:123:ILE:HG13	1.98	0.44
1:EC:95:LYS:HE3	1:EC:126:LEU:O	2.17	0.44
1:EC:5:ALA:O	1:EC:22:PRO:HD3	2.17	0.44
1:EG:56:ARG:HH21	1:EG:72:PRO:HG3	1.82	0.44
1:EI:63:ALA:HA	1:EI:68:GLU:HG2	1.99	0.44
1:EO:5:ALA:O	1:EO:22:PRO:HD3	2.17	0.44
1:EQ:21:LEU:HD12	1:EQ:30:ASN:OD1	2.17	0.44
1:ET:21:LEU:HD12	1:ET:30:ASN:OD1	2.18	0.44
1:FN:56:ARG:HH21	1:FN:72:PRO:HG3	1.82	0.44
1:FQ:56:ARG:HH21	1:FQ:72:PRO:HG3	1.82	0.44
1:FU:21:LEU:HD12	1:FU:30:ASN:OD1	2.17	0.44
1:GD:4:ILE:HB	1:GE:123:ILE:HG13	1.98	0.44
1:HE:21:LEU:HD12	1:HE:30:ASN:OD1	2.17	0.44
1:HF:5:ALA:O	1:HF:22:PRO:HD3	2.17	0.44
1:HL:5:ALA:O	1:HL:22:PRO:HD3	2.17	0.44
1:HQ:75:ILE:HG23	1:HR:79:THR:HG22	2.00	0.44
1:HX:95:LYS:HE3	1:HX:126:LEU:O	2.17	0.44
1:IA:5:ALA:O	1:IA:22:PRO:HD3	2.17	0.44
1:HF:10:ARG:HH11	1:IC:38:LEU:HD22	1.83	0.44
1:IF:75:ILE:HG23	1:IG:79:THR:HG22	2.00	0.44
1:IH:94:LEU:HD22	1:LT:101:LEU:HD22	1.99	0.44
1:IL:79:THR:HB	1:IL:81:PHE:CE2	2.52	0.44

Continued on next page...

Continued from previous page...

Atom-1	Atom-2	Interatomic distance (Å)	Clash overlap (Å)
1:IL:75:ILE:HG23	1:IM:79:THR:HG22	2.00	0.44
1:IO:79:THR:HB	1:IO:81:PHE:CE2	2.52	0.44
1:IO:75:ILE:HG23	1:IP:79:THR:HG22	2.00	0.44
1:IY:9:LEU:CG	1:IY:10:ARG:H	2.29	0.44
1:JD:118:GLN:HB3	1:JD:121:TYR:CZ	2.52	0.44
1:JK:63:ALA:HA	1:JK:68:GLU:HG2	1.99	0.44
1:JM:75:ILE:HG23	1:JN:79:THR:HG22	2.00	0.44
1:JP:4:ILE:HB	1:JQ:123:ILE:HG13	1.98	0.44
1:JR:56:ARG:HH21	1:JR:72:PRO:HG3	1.82	0.44
1:JX:56:ARG:HH21	1:JX:72:PRO:HG3	1.83	0.44
1:KA:79:THR:HB	1:KA:81:PHE:CE2	2.51	0.44
1:KG:6:ILE:HG22	1:KG:19:PHE:HB3	1.99	0.44
1:IS:38:LEU:CD2	1:KM:10:ARG:HH21	2.30	0.44
1:KQ:4:ILE:HB	1:KR:123:ILE:HG13	1.98	0.44
1:KX:63:ALA:HA	1:KX:68:GLU:HG2	1.99	0.44
1:KW:75:ILE:HG23	1:KX:79:THR:HG22	2.00	0.44
1:KZ:21:LEU:HD12	1:KZ:30:ASN:OD1	2.18	0.44
1:LP:5:ALA:O	1:LP:22:PRO:HD3	2.17	0.44
1:LX:75:ILE:HG23	1:LY:79:THR:HG22	2.00	0.44
1:MC:6:ILE:HG22	1:MC:19:PHE:HB3	1.98	0.44
1:MC:56:ARG:HH21	1:MC:72:PRO:HG3	1.82	0.44
1:NE:118:GLN:HB3	1:NE:121:TYR:CZ	2.52	0.44
1:NE:21:LEU:HD12	1:NE:30:ASN:OD1	2.17	0.44
1:KD:113:TYR:CG	1:NP:90:ARG:NH2	2.86	0.44
1:NU:95:LYS:HE3	1:NU:126:LEU:O	2.17	0.44
1:AG:4:ILE:HB	1:AH:123:ILE:HG13	1.98	0.44
1:AJ:21:LEU:HD12	1:AJ:30:ASN:OD1	2.17	0.44
1:AK:9:LEU:CG	1:AK:10:ARG:H	2.29	0.44
1:AQ:9:LEU:CG	1:AQ:10:ARG:H	2.29	0.44
1:AQ:5:ALA:O	1:AQ:22:PRO:HD3	2.17	0.44
1:AS:21:LEU:HD12	1:AS:30:ASN:OD1	2.18	0.44
1:BA:6:ILE:HG22	1:BA:19:PHE:HB3	1.99	0.44
1:BN:21:LEU:HD12	1:BN:30:ASN:OD1	2.17	0.44
1:CH:56:ARG:HH21	1:CH:72:PRO:HG3	1.83	0.44
1:CI:21:LEU:HD12	1:CI:30:ASN:OD1	2.17	0.44
1:CK:106:LYS:NZ	1:FW:129:THR:O	2.51	0.44
1:CV:5:ALA:O	1:CV:22:PRO:HD3	2.17	0.44
1:CW:57:LYS:HZ3	1:GI:92:GLU:CD	2.19	0.44
1:DB:63:ALA:HA	1:DB:68:GLU:HG2	1.99	0.44
1:DJ:75:ILE:HG23	1:DK:79:THR:HG22	2.00	0.44
1:DM:21:LEU:HD12	1:DM:30:ASN:OD1	2.17	0.44

Continued on next page...

Continued from previous page...

Atom-1	Atom-2	Interatomic distance (Å)	Clash overlap (Å)
1:DM:75:ILE:HG23	1:DN:79:THR:HG22	2.00	0.44
1:DQ:63:ALA:HA	1:DQ:68:GLU:HG2	1.99	0.44
1:DP:75:ILE:HG23	1:DQ:79:THR:HG22	2.00	0.44
1:EZ:79:THR:HB	1:EZ:81:PHE:CE2	2.52	0.44
1:BS:130:GLU:HA	1:FE:106:LYS:NZ	2.33	0.44
1:FE:6:ILE:HG22	1:FE:19:PHE:HB3	1.99	0.44
1:FO:75:ILE:HG23	1:FP:79:THR:HG22	2.00	0.44
1:FR:118:GLN:HB3	1:FR:121:TYR:CZ	2.52	0.44
1:FS:5:ALA:O	1:FS:22:PRO:HD3	2.17	0.44
1:FZ:56:ARG:HH21	1:FZ:72:PRO:HG3	1.83	0.44
1:GR:56:ARG:HH21	1:GR:72:PRO:HG3	1.83	0.44
1:HH:21:LEU:HD12	1:HH:30:ASN:OD1	2.17	0.44
1:HH:75:ILE:HG23	1:HI:79:THR:HG22	2.00	0.44
1:HN:21:LEU:HD12	1:HN:30:ASN:OD1	2.17	0.44
1:HN:75:ILE:HG23	1:HO:79:THR:HG22	2.00	0.44
1:HS:119:ASP:O	1:LE:8:LYS:HB2	2.18	0.44
1:IR:75:ILE:HG23	1:IS:79:THR:HG22	2.00	0.44
1:IT:74:VAL:HG22	1:MF:80:SER:HB2	2.00	0.44
1:IV:95:LYS:HE3	1:IV:126:LEU:O	2.17	0.44
1:JS:75:ILE:HG23	1:JT:79:THR:HG22	2.00	0.44
1:JW:9:LEU:CG	1:JW:10:ARG:H	2.29	0.44
1:JY:75:ILE:HG23	1:JZ:79:THR:HG22	2.00	0.44
1:KC:95:LYS:HE3	1:KC:126:LEU:O	2.17	0.44
1:KD:56:ARG:HH21	1:KD:72:PRO:HG3	1.83	0.44
1:KF:9:LEU:CG	1:KF:10:ARG:H	2.29	0.44
1:KF:5:ALA:O	1:KF:22:PRO:HD3	2.17	0.44
1:KN:4:ILE:HB	1:KO:123:ILE:HG13	1.98	0.44
1:LE:56:ARG:HH21	1:LE:72:PRO:HG3	1.83	0.44
1:LG:63:ALA:HA	1:LG:68:GLU:HG2	1.99	0.44
1:LL:21:LEU:HD12	1:LL:30:ASN:OD1	2.17	0.44
1:LL:75:ILE:HG23	1:LM:79:THR:HG22	2.00	0.44
1:LR:4:ILE:HB	1:LS:123:ILE:HG13	1.98	0.44
1:LY:9:LEU:CG	1:LY:10:ARG:H	2.29	0.44
1:MD:21:LEU:HD12	1:MD:30:ASN:OD1	2.18	0.44
1:IT:112:ALA:O	1:MF:49:VAL:HG11	2.18	0.44
1:ML:6:ILE:HG22	1:ML:19:PHE:HB3	1.99	0.44
1:MM:75:ILE:HG23	1:MN:79:THR:HG22	2.00	0.44
1:MT:63:ALA:HA	1:MT:68:GLU:HG2	1.99	0.44
1:MW:95:LYS:HE3	1:MW:126:LEU:O	2.17	0.44
1:AJ:10:ARG:HH22	1:AL:15:ASP:HA	1.83	0.44
1:AP:99:SER:OG	1:AP:124:GLU:O	2.20	0.44

Continued on next page...

Continued from previous page...

Atom-1	Atom-2	Interatomic distance (Å)	Clash overlap (Å)
1:AQ:63:ALA:HA	1:AQ:68:GLU:HG2	1.99	0.44
1:AP:75:ILE:HG23	1:AQ:79:THR:HG22	2.00	0.44
1:AV:75:ILE:HG23	1:AW:79:THR:HG22	2.00	0.44
1:AZ:9:LEU:CG	1:AZ:10:ARG:H	2.29	0.44
1:AZ:95:LYS:HE3	1:AZ:126:LEU:O	2.17	0.44
1:BH:126:LEU:HA	1:BH:126:LEU:HD23	1.85	0.44
1:BK:21:LEU:HD12	1:BK:30:ASN:OD1	2.18	0.44
1:BY:56:ARG:HH21	1:BY:72:PRO:HG3	1.83	0.44
1:CF:118:GLN:HB3	1:CF:121:TYR:CZ	2.52	0.44
1:CI:126:LEU:HD23	1:CI:126:LEU:HA	1.85	0.44
1:CR:21:LEU:HD12	1:CR:30:ASN:OD1	2.18	0.44
1:CS:63:ALA:HA	1:CS:68:GLU:HG2	1.99	0.44
1:DG:75:ILE:HG23	1:DH:79:THR:HG22	2.00	0.44
1:BZ:113:TYR:O	1:DU:26:VAL:HG21	2.18	0.44
1:DY:99:SER:OG	1:DY:124:GLU:O	2.20	0.44
1:EN:75:ILE:HG23	1:EO:79:THR:HG22	2.00	0.44
1:BG:92:GLU:CD	1:ES:57:LYS:HZ3	2.19	0.44
1:FF:21:LEU:HD12	1:FF:30:ASN:OD1	2.18	0.44
1:FL:75:ILE:HG23	1:FM:79:THR:HG22	2.00	0.44
1:FU:4:ILE:HB	1:FV:123:ILE:HG13	1.98	0.44
1:FV:9:LEU:CG	1:FV:10:ARG:H	2.29	0.44
1:FV:5:ALA:O	1:FV:22:PRO:HD3	2.17	0.44
1:FU:75:ILE:HG23	1:FV:79:THR:HG22	2.00	0.44
1:FX:10:ARG:HH22	1:FZ:15:ASP:HA	1.83	0.44
1:FZ:6:ILE:HG22	1:FZ:19:PHE:HB3	1.98	0.44
1:GL:56:ARG:HH21	1:GL:72:PRO:HG3	1.82	0.44
1:GM:21:LEU:HD12	1:GM:30:ASN:OD1	2.17	0.44
1:GO:6:ILE:HG22	1:GO:19:PHE:HB3	1.99	0.44
1:GP:118:GLN:HB3	1:GP:121:TYR:CZ	2.52	0.44
1:GQ:95:LYS:HE3	1:GQ:126:LEU:O	2.17	0.44
1:GT:9:LEU:CG	1:GT:10:ARG:H	2.29	0.44
1:GS:75:ILE:HG23	1:GT:79:THR:HG22	2.00	0.44
1:DL:119:ASP:O	1:GX:8:LYS:HB2	2.17	0.44
1:HC:5:ALA:O	1:HC:22:PRO:HD3	2.17	0.44
1:HJ:6:ILE:HG22	1:HJ:19:PHE:HB3	1.99	0.44
1:HQ:21:LEU:HD12	1:HQ:30:ASN:OD1	2.17	0.44
1:HR:95:LYS:HE3	1:HR:126:LEU:O	2.17	0.44
1:HW:4:ILE:HB	1:HX:123:ILE:HG13	1.98	0.44
1:HZ:21:LEU:HD12	1:HZ:30:ASN:OD1	2.17	0.44
1:IG:95:LYS:HE3	1:IG:126:LEU:O	2.17	0.44
1:IP:5:ALA:O	1:IP:22:PRO:HD3	2.17	0.44

Continued on next page...

Continued from previous page...

Atom-1	Atom-2	Interatomic distance (Å)	Clash overlap (Å)
1:IY:63:ALA:HA	1:IY:68:GLU:HG2	1.99	0.44
1:JB:5:ALA:O	1:JB:22:PRO:HD3	2.17	0.44
1:JB:63:ALA:HA	1:JB:68:GLU:HG2	1.99	0.44
1:JD:75:ILE:HG23	1:JE:79:THR:HG22	2.00	0.44
1:JN:5:ALA:O	1:JN:22:PRO:HD3	2.17	0.44
1:JV:21:LEU:HD12	1:JV:30:ASN:OD1	2.17	0.44
1:JY:118:GLN:HB3	1:JY:121:TYR:CZ	2.52	0.44
1:JZ:63:ALA:HA	1:JZ:68:GLU:HG2	1.99	0.44
1:JY:10:ARG:HH22	1:KA:15:ASP:HA	1.83	0.44
1:KE:75:ILE:HG23	1:KF:79:THR:HG22	2.00	0.44
1:KJ:79:THR:HB	1:KJ:81:PHE:CE2	2.51	0.44
1:KK:114:SER:HA	1:NS:26:VAL:HG21	2.00	0.44
1:KN:21:LEU:HD12	1:KN:30:ASN:OD1	2.18	0.44
1:KR:63:ALA:HA	1:KR:68:GLU:HG2	1.99	0.44
1:LB:6:ILE:HG22	1:LB:19:PHE:HB3	1.99	0.44
1:MA:21:LEU:HD12	1:MA:30:ASN:OD1	2.18	0.44
1:MD:75:ILE:HG23	1:ME:79:THR:HG22	2.00	0.44
1:MF:6:ILE:HG22	1:MF:19:PHE:HB3	1.99	0.44
1:MK:9:LEU:CG	1:MK:10:ARG:H	2.29	0.44
1:MK:63:ALA:HA	1:MK:68:GLU:HG2	1.99	0.44
1:MP:118:GLN:HB3	1:MP:121:TYR:CZ	2.52	0.44
1:MY:79:THR:HB	1:MY:81:PHE:CE2	2.52	0.44
1:MZ:95:LYS:HE3	1:MZ:126:LEU:O	2.17	0.44
1:JU:76:LYS:O	1:NG:77:THR:HA	2.18	0.44
1:NP:56:ARG:HH21	1:NP:72:PRO:HG3	1.83	0.44
1:NT:10:ARG:HH22	1:NV:15:ASP:HA	1.83	0.44
1:AB:5:ALA:O	1:AB:22:PRO:HD3	2.17	0.44
1:AI:6:ILE:HG22	1:AI:19:PHE:HB3	1.99	0.44
1:AN:63:ALA:HA	1:AN:68:GLU:HG2	1.99	0.44
1:AP:126:LEU:HD23	1:AP:126:LEU:HA	1.85	0.44
1:AU:113:TYR:CG	1:EG:90:ARG:NH2	2.86	0.44
1:BA:56:ARG:HH21	1:BA:72:PRO:HG3	1.82	0.44
1:BE:10:ARG:HH22	1:BG:15:ASP:HA	1.83	0.44
1:BN:75:ILE:HG23	1:BO:79:THR:HG22	2.00	0.44
1:BQ:10:ARG:HH22	1:BS:15:ASP:HA	1.83	0.44
1:BU:63:ALA:HA	1:BU:68:GLU:HG2	1.99	0.44
1:BW:21:LEU:HD12	1:BW:30:ASN:OD1	2.17	0.44
1:CK:56:ARG:HH21	1:CK:72:PRO:HG3	1.82	0.44
1:CK:92:GLU:OE2	1:FW:57:LYS:NZ	2.46	0.44
1:CL:75:ILE:HG23	1:CM:79:THR:HG22	2.00	0.44
1:CN:6:ILE:HG22	1:CN:19:PHE:HB3	1.99	0.44

Continued on next page...

Continued from previous page...

Atom-1	Atom-2	Interatomic distance (Å)	Clash overlap (Å)
1:CO:126:LEU:HD23	1:CO:126:LEU:HA	1.85	0.44
1:DE:5:ALA:O	1:DE:22:PRO:HD3	2.17	0.44
1:DJ:118:GLN:HB3	1:DJ:121:TYR:CZ	2.52	0.44
1:DK:95:LYS:HE3	1:DK:126:LEU:O	2.17	0.44
1:DQ:95:LYS:HE3	1:DQ:126:LEU:O	2.17	0.44
1:EN:21:LEU:HD12	1:EN:30:ASN:OD1	2.18	0.44
1:EP:56:ARG:HH21	1:EP:72:PRO:HG3	1.82	0.44
1:EQ:75:ILE:HG23	1:ER:79:THR:HG22	2.00	0.44
1:ET:118:GLN:HB3	1:ET:121:TYR:CZ	2.52	0.44
1:EV:6:ILE:HG22	1:EV:19:PHE:HB3	1.99	0.44
1:EV:56:ARG:HH21	1:EV:72:PRO:HG3	1.82	0.44
1:FC:75:ILE:HG23	1:FD:79:THR:HG22	2.00	0.44
1:FC:79:THR:HB	1:FC:81:PHE:CE2	2.52	0.44
1:FC:4:ILE:HB	1:FD:123:ILE:HG13	1.98	0.44
1:FF:10:ARG:HH22	1:FH:15:ASP:HA	1.83	0.44
1:FR:21:LEU:HD12	1:FR:30:ASN:OD1	2.18	0.44
1:GC:56:ARG:HH21	1:GC:72:PRO:HG3	1.83	0.44
1:GJ:75:ILE:HG23	1:GK:79:THR:HG22	2.00	0.44
1:GQ:63:ALA:HA	1:GQ:68:GLU:HG2	1.99	0.44
1:HB:21:LEU:HD12	1:HB:30:ASN:OD1	2.18	0.44
1:HC:63:ALA:HA	1:HC:68:GLU:HG2	1.99	0.44
1:HE:75:ILE:HG23	1:HF:79:THR:HG22	2.00	0.44
1:HJ:113:TYR:CD1	1:KV:90:ARG:NH2	2.86	0.44
1:HJ:56:ARG:HH21	1:HJ:72:PRO:HG3	1.83	0.44
1:HL:63:ALA:HA	1:HL:68:GLU:HG2	1.99	0.44
1:HM:94:LEU:CD1	1:KY:105:VAL:HG22	2.48	0.44
1:HT:21:LEU:HD12	1:HT:30:ASN:OD1	2.18	0.44
1:HY:56:ARG:HH21	1:HY:72:PRO:HG3	1.82	0.44
1:IE:56:ARG:HH21	1:IE:72:PRO:HG3	1.82	0.44
1:IN:56:ARG:HH21	1:IN:72:PRO:HG3	1.82	0.44
1:IU:75:ILE:HG23	1:IV:79:THR:HG22	2.00	0.44
1:JH:95:LYS:HE3	1:JH:126:LEU:O	2.17	0.44
1:JJ:21:LEU:HD12	1:JJ:30:ASN:OD1	2.17	0.44
1:JM:21:LEU:HD12	1:JM:30:ASN:OD1	2.18	0.44
1:JU:89:ASP:OD2	1:NG:59:ILE:HD12	2.18	0.44
1:KC:63:ALA:HA	1:KC:68:GLU:HG2	1.99	0.44
1:KO:5:ALA:O	1:KO:22:PRO:HD3	2.17	0.44
1:KR:95:LYS:HE3	1:KR:126:LEU:O	2.17	0.44
1:LB:56:ARG:HH21	1:LB:72:PRO:HG3	1.82	0.44
1:LC:118:GLN:HB3	1:LC:121:TYR:CZ	2.52	0.44
1:LK:56:ARG:HH21	1:LK:72:PRO:HG3	1.82	0.44

Continued on next page...

Continued from previous page...

Atom-1	Atom-2	Interatomic distance (Å)	Clash overlap (Å)
1:LL:10:ARG:HH22	1:LN:15:ASP:HA	1.83	0.44
1:LF:114:SER:HA	1:LN:26:VAL:CG2	2.48	0.44
1:LJ:26:VAL:HG21	1:LP:113:TYR:O	2.17	0.44
1:LR:10:ARG:HH22	1:LT:15:ASP:HA	1.83	0.44
1:LY:63:ALA:HA	1:LY:68:GLU:HG2	1.99	0.44
1:ME:95:LYS:HE3	1:ME:126:LEU:O	2.17	0.44
1:LL:113:TYR:O	1:MI:26:VAL:HG21	2.18	0.44
1:MU:6:ILE:HG22	1:MU:19:PHE:HB3	1.98	0.44
1:MU:79:THR:HB	1:MU:81:PHE:CE2	2.51	0.44
1:NB:21:LEU:HD12	1:NB:30:ASN:OD1	2.17	0.44
1:NJ:6:ILE:HG22	1:NJ:19:PHE:HB3	1.98	0.44
1:NK:118:GLN:HB3	1:NK:121:TYR:CZ	2.52	0.44
1:AB:63:ALA:HA	1:AB:68:GLU:HG2	1.99	0.43
1:AE:63:ALA:HA	1:AE:68:GLU:HG2	1.99	0.43
1:AP:118:GLN:HB3	1:AP:121:TYR:CZ	2.52	0.43
1:BD:6:ILE:HG22	1:BD:19:PHE:HB3	1.98	0.43
1:BH:118:GLN:HB3	1:BH:121:TYR:CZ	2.52	0.43
1:BH:10:ARG:HH22	1:BJ:15:ASP:HA	1.83	0.43
1:BL:5:ALA:O	1:BL:22:PRO:HD3	2.17	0.43
1:BL:95:LYS:HE3	1:BL:126:LEU:O	2.17	0.43
1:BQ:75:ILE:HG23	1:BR:79:THR:HG22	2.00	0.43
1:BV:56:ARG:HH21	1:BV:72:PRO:HG3	1.83	0.43
1:BV:89:ASP:OD2	1:FH:59:ILE:HD12	2.19	0.43
1:CF:21:LEU:HD12	1:CF:30:ASN:OD1	2.17	0.43
1:CO:75:ILE:HG23	1:CP:79:THR:HG22	2.00	0.43
1:CR:118:GLN:HB3	1:CR:121:TYR:CZ	2.52	0.43
1:DB:10:ARG:NH1	1:DD:38:LEU:HB2	2.33	0.43
1:DS:80:SER:HB2	1:DT:74:VAL:CG2	2.47	0.43
1:AL:92:GLU:CD	1:DX:57:LYS:HZ3	2.20	0.43
1:DX:56:ARG:HH21	1:DX:72:PRO:HG3	1.82	0.43
1:EF:5:ALA:O	1:EF:22:PRO:HD3	2.17	0.43
1:EJ:56:ARG:HH21	1:EJ:72:PRO:HG3	1.82	0.43
1:EL:5:ALA:O	1:EL:22:PRO:HD3	2.17	0.43
1:EM:56:ARG:HH21	1:EM:72:PRO:HG3	1.82	0.43
1:FG:63:ALA:HA	1:FG:68:GLU:HG2	1.99	0.43
1:FL:21:LEU:HD12	1:FL:30:ASN:OD1	2.18	0.43
1:FM:63:ALA:HA	1:FM:68:GLU:HG2	1.99	0.43
1:FP:63:ALA:HA	1:FP:68:GLU:HG2	1.99	0.43
1:FQ:6:ILE:HG22	1:FQ:19:PHE:HB3	1.98	0.43
1:FW:56:ARG:HH21	1:FW:72:PRO:HG3	1.83	0.43
1:FY:5:ALA:O	1:FY:22:PRO:HD3	2.17	0.43

Continued on next page...

Continued from previous page...

Atom-1	Atom-2	Interatomic distance (Å)	Clash overlap (Å)
1:GZ:95:LYS:HE3	1:GZ:126:LEU:O	2.17	0.43
1:GZ:5:ALA:O	1:GZ:22:PRO:HD3	2.17	0.43
1:GY:75:ILE:HG23	1:GZ:79:THR:HG22	2.00	0.43
1:HE:118:GLN:HB3	1:HE:121:TYR:CZ	2.52	0.43
1:HF:95:LYS:HE3	1:HF:126:LEU:O	2.17	0.43
1:HO:63:ALA:HA	1:HO:68:GLU:HG2	1.99	0.43
1:HP:6:ILE:HG22	1:HP:19:PHE:HB3	1.99	0.43
1:HU:5:ALA:O	1:HU:22:PRO:HD3	2.17	0.43
1:HW:75:ILE:HG23	1:HX:79:THR:HG22	2.00	0.43
1:IJ:63:ALA:HA	1:IJ:68:GLU:HG2	1.99	0.43
1:IL:21:LEU:HD12	1:IL:30:ASN:OD1	2.18	0.43
1:IW:56:ARG:HH21	1:IW:72:PRO:HG3	1.83	0.43
1:JA:21:LEU:HD12	1:JA:30:ASN:OD1	2.18	0.43
1:JE:5:ALA:O	1:JE:22:PRO:HD3	2.17	0.43
1:JI:59:ILE:HD12	1:MU:89:ASP:OD2	2.18	0.43
1:JM:118:GLN:HB3	1:JM:121:TYR:CZ	2.52	0.43
1:KQ:99:SER:OG	1:KQ:124:GLU:O	2.20	0.43
1:MH:63:ALA:HA	1:MH:68:GLU:HG2	1.99	0.43
1:MG:10:ARG:HH22	1:MI:15:ASP:HA	1.83	0.43
1:MK:95:LYS:HE3	1:MK:126:LEU:O	2.17	0.43
1:MN:95:LYS:HE3	1:MN:126:LEU:O	2.17	0.43
1:MQ:9:LEU:CG	1:MQ:10:ARG:H	2.29	0.43
1:MY:21:LEU:HD12	1:MY:30:ASN:OD1	2.17	0.43
1:MY:75:ILE:HG23	1:MZ:79:THR:HG22	2.00	0.43
1:NB:10:ARG:HH22	1:ND:15:ASP:HA	1.83	0.43
1:AC:56:ARG:HH21	1:AC:72:PRO:HG3	1.82	0.43
1:AM:75:ILE:HG23	1:AN:79:THR:HG22	2.00	0.43
1:BC:63:ALA:HA	1:BC:68:GLU:HG2	1.99	0.43
1:AB:38:LEU:CD2	1:BJ:10:ARG:HH21	2.30	0.43
1:BQ:80:SER:HB2	1:BR:74:VAL:CG2	2.48	0.43
1:BW:10:ARG:HH22	1:BY:15:ASP:HA	1.83	0.43
1:CC:21:LEU:HD12	1:CC:30:ASN:OD1	2.18	0.43
1:CR:75:ILE:HG23	1:CS:79:THR:HG22	2.00	0.43
1:DA:80:SER:HB2	1:DB:74:VAL:CG2	2.48	0.43
1:DB:9:LEU:CG	1:DB:10:ARG:H	2.29	0.43
1:DD:21:LEU:HD12	1:DD:30:ASN:OD1	2.18	0.43
1:DI:56:ARG:HH21	1:DI:72:PRO:HG3	1.83	0.43
1:DN:9:LEU:CG	1:DN:10:ARG:H	2.29	0.43
1:AC:75:ILE:HD12	1:DO:94:LEU:HD23	2.00	0.43
1:DP:21:LEU:HD12	1:DP:30:ASN:OD1	2.18	0.43
1:AL:129:THR:O	1:DX:106:LYS:NZ	2.51	0.43

Continued on next page...

Continued from previous page...

Atom-1	Atom-2	Interatomic distance (Å)	Clash overlap (Å)
1:FD:5:ALA:O	1:FD:22:PRO:HD3	2.17	0.43
1:EU:26:VAL:HG21	1:FG:113:TYR:O	2.18	0.43
1:FI:75:ILE:HG23	1:FJ:79:THR:HG22	2.00	0.43
1:CK:92:GLU:CD	1:FW:57:LYS:HZ3	2.20	0.43
1:DB:66:ALA:HB3	1:GK:66:ALA:HB1	2.00	0.43
1:GM:75:ILE:HG23	1:GN:79:THR:HG22	2.00	0.43
1:GV:21:LEU:HD12	1:GV:30:ASN:OD1	2.17	0.43
1:HB:75:ILE:HG23	1:HC:79:THR:HG22	2.00	0.43
1:HG:56:ARG:HH21	1:HG:72:PRO:HG3	1.82	0.43
1:HK:80:SER:HB2	1:HL:74:VAL:CG2	2.48	0.43
1:HP:56:ARG:HH21	1:HP:72:PRO:HG3	1.82	0.43
1:II:75:ILE:HG23	1:IJ:79:THR:HG22	2.00	0.43
1:IT:56:ARG:HH21	1:IT:72:PRO:HG3	1.82	0.43
1:JA:10:ARG:HH22	1:JC:15:ASP:HA	1.83	0.43
1:JC:56:ARG:HH21	1:JC:72:PRO:HG3	1.82	0.43
1:JD:80:SER:HB2	1:JE:74:VAL:CG2	2.48	0.43
1:JG:21:LEU:HD12	1:JG:30:ASN:OD1	2.18	0.43
1:JO:106:LYS:NZ	1:NA:129:THR:O	2.51	0.43
1:JP:21:LEU:HD12	1:JP:30:ASN:OD1	2.18	0.43
1:JZ:5:ALA:O	1:JZ:22:PRO:HD3	2.17	0.43
1:KE:10:ARG:HH22	1:KG:15:ASP:HA	1.83	0.43
1:KH:80:SER:HB2	1:KI:74:VAL:CG2	2.48	0.43
1:KH:75:ILE:HG23	1:KI:79:THR:HG22	2.00	0.43
1:KL:63:ALA:HA	1:KL:68:GLU:HG2	1.99	0.43
1:KO:63:ALA:HA	1:KO:68:GLU:HG2	1.99	0.43
1:KT:75:ILE:HG23	1:KU:79:THR:HG22	2.00	0.43
1:LD:5:ALA:O	1:LD:22:PRO:HD3	2.17	0.43
1:LF:21:LEU:HD12	1:LF:30:ASN:OD1	2.17	0.43
1:LL:118:GLN:HB3	1:LL:121:TYR:CZ	2.52	0.43
1:LR:21:LEU:HD12	1:LR:30:ASN:OD1	2.18	0.43
1:LW:6:ILE:HG22	1:LW:19:PHE:HB3	1.99	0.43
1:LW:56:ARG:HH21	1:LW:72:PRO:HG3	1.83	0.43
1:MB:95:LYS:HE3	1:MB:126:LEU:O	2.17	0.43
1:ME:5:ALA:O	1:ME:22:PRO:HD3	2.17	0.43
1:MJ:75:ILE:HG23	1:MK:79:THR:HG22	2.00	0.43
1:NO:63:ALA:HA	1:NO:68:GLU:HG2	1.99	0.43
1:NT:21:LEU:HD12	1:NT:30:ASN:OD1	2.17	0.43
1:AB:95:LYS:HE3	1:AB:126:LEU:O	2.17	0.43
1:AP:21:LEU:HD12	1:AP:30:ASN:OD1	2.18	0.43
1:BN:10:ARG:HH22	1:BP:15:ASP:HA	1.83	0.43
1:BQ:126:LEU:HA	1:BQ:126:LEU:HD23	1.85	0.43

Continued on next page...

Continued from previous page...

Atom-1	Atom-2	Interatomic distance (Å)	Clash overlap (Å)
1:BX:95:LYS:HE3	1:BX:126:LEU:O	2.17	0.43
1:CE:56:ARG:HH21	1:CE:72:PRO:HG3	1.82	0.43
1:CK:57:LYS:HZ3	1:FW:92:GLU:CD	2.21	0.43
1:CP:63:ALA:HA	1:CP:68:GLU:HG2	1.99	0.43
1:CU:80:SER:HB2	1:CV:74:VAL:CG2	2.48	0.43
1:AC:76:LYS:O	1:DO:77:THR:HA	2.17	0.43
1:DT:95:LYS:HE3	1:DT:126:LEU:O	2.17	0.43
1:DS:10:ARG:HH22	1:DU:15:ASP:HA	1.83	0.43
1:DV:21:LEU:HD12	1:DV:30:ASN:OD1	2.18	0.43
1:EH:75:ILE:HG23	1:EI:79:THR:HG22	2.00	0.43
1:FX:118:GLN:HB3	1:FX:121:TYR:CZ	2.52	0.43
1:DV:114:SER:HA	1:GF:26:VAL:CG2	2.48	0.43
1:GM:10:ARG:HH22	1:GO:15:ASP:HA	1.83	0.43
1:GW:5:ALA:O	1:GW:22:PRO:HD3	2.17	0.43
1:HE:9:LEU:HA	1:KS:116:TYR:CD1	2.53	0.43
1:HU:9:LEU:CG	1:HU:10:ARG:H	2.29	0.43
1:HZ:75:ILE:HG23	1:IA:79:THR:HG22	2.00	0.43
1:IF:21:LEU:HD12	1:IF:30:ASN:OD1	2.18	0.43
1:IG:5:ALA:O	1:IG:22:PRO:HD3	2.17	0.43
1:JN:95:LYS:HE3	1:JN:126:LEU:O	2.17	0.43
1:JU:8:LYS:HB2	1:NG:119:ASP:O	2.18	0.43
1:JW:95:LYS:HE3	1:JW:126:LEU:O	2.17	0.43
1:JV:75:ILE:HG23	1:JW:79:THR:HG22	2.00	0.43
1:JV:10:ARG:HH22	1:JX:15:ASP:HA	1.83	0.43
1:KG:56:ARG:HH21	1:KG:72:PRO:HG3	1.83	0.43
1:HA:4:ILE:HG13	1:KM:125:ASP:HB2	2.00	0.43
1:KW:21:LEU:HD12	1:KW:30:ASN:OD1	2.18	0.43
1:HM:82:PRO:HD2	1:KY:73:ILE:HG12	2.00	0.43
1:LA:95:LYS:HE3	1:LA:126:LEU:O	2.17	0.43
1:LU:99:SER:OG	1:LU:124:GLU:O	2.20	0.43
1:MV:126:LEU:HD23	1:MV:126:LEU:HA	1.85	0.43
1:NE:10:ARG:HH22	1:NG:15:ASP:HA	1.83	0.43
1:NH:75:ILE:HG23	1:NI:79:THR:HG22	2.00	0.43
1:NK:21:LEU:HD12	1:NK:30:ASN:OD1	2.17	0.43
1:NN:99:SER:OG	1:NN:124:GLU:O	2.20	0.43
1:NO:5:ALA:O	1:NO:22:PRO:HD3	2.17	0.43
1:KO:26:VAL:HG21	1:NU:113:TYR:O	2.18	0.43
1:AJ:80:SER:HB2	1:AK:74:VAL:CG2	2.48	0.43
1:AZ:15:ASP:OD1	1:EJ:10:ARG:NH1	2.52	0.43
1:BO:42:ARG:HB3	1:BO:45:ASN:HB3	2.01	0.43
1:BT:99:SER:OG	1:BT:124:GLU:O	2.20	0.43

Continued on next page...

Continued from previous page...

Atom-1	Atom-2	Interatomic distance (Å)	Clash overlap (Å)
1:BT:21:LEU:HD12	1:BT:30:ASN:OD1	2.17	0.43
1:CD:42:ARG:HB3	1:CD:45:ASN:HB3	2.01	0.43
1:CN:77:THR:HA	1:FZ:76:LYS:O	2.18	0.43
1:CQ:59:ILE:HD12	1:GC:89:ASP:OD2	2.18	0.43
1:CR:10:ARG:HH22	1:CT:15:ASP:HA	1.83	0.43
1:DB:15:ASP:OD1	1:DF:10:ARG:NH1	2.51	0.43
1:CT:10:ARG:HH21	1:DE:38:LEU:CD2	2.31	0.43
1:DN:42:ARG:HB3	1:DN:45:ASN:HB3	2.01	0.43
1:EQ:10:ARG:HH22	1:ES:15:ASP:HA	1.83	0.43
1:EU:95:LYS:HE3	1:EU:126:LEU:O	2.17	0.43
1:EX:5:ALA:O	1:EX:22:PRO:HD3	2.17	0.43
1:FJ:42:ARG:HB3	1:FJ:45:ASN:HB3	2.01	0.43
1:GA:75:ILE:HG23	1:GB:79:THR:HG22	2.00	0.43
1:CZ:26:VAL:HG21	1:GG:114:SER:HA	2.00	0.43
1:GJ:21:LEU:HD12	1:GJ:30:ASN:OD1	2.18	0.43
1:GJ:80:SER:HB2	1:GK:74:VAL:CG2	2.48	0.43
1:GK:42:ARG:HB3	1:GK:45:ASN:HB3	2.01	0.43
1:GP:75:ILE:HG23	1:GQ:79:THR:HG22	2.00	0.43
1:GZ:42:ARG:HB3	1:GZ:45:ASN:HB3	2.01	0.43
1:HW:21:LEU:HD12	1:HW:30:ASN:OD1	2.17	0.43
1:IC:118:GLN:HB3	1:IC:121:TYR:CZ	2.52	0.43
1:IZ:56:ARG:HH21	1:IZ:72:PRO:HG3	1.82	0.43
1:JE:9:LEU:CG	1:JE:10:ARG:H	2.29	0.43
1:JI:56:ARG:HH21	1:JI:72:PRO:HG3	1.82	0.43
1:JR:119:ASP:O	1:ND:8:LYS:HB2	2.18	0.43
1:LP:10:ARG:HH11	1:MJ:38:LEU:HD22	1.83	0.43
1:MO:79:THR:HB	1:MO:81:PHE:CE2	2.52	0.43
1:MT:95:LYS:HE3	1:MT:126:LEU:O	2.17	0.43
1:NC:63:ALA:HA	1:NC:68:GLU:HG2	1.99	0.43
1:NE:75:ILE:HG23	1:NF:79:THR:HG22	2.00	0.43
1:KA:92:GLU:CD	1:NM:57:LYS:HZ3	2.19	0.43
1:AH:63:ALA:HA	1:AH:68:GLU:HG2	1.99	0.43
1:AN:42:ARG:HB3	1:AN:45:ASN:HB3	2.01	0.43
1:AV:80:SER:HB2	1:AW:74:VAL:CG2	2.48	0.43
1:AY:75:ILE:HG23	1:AZ:79:THR:HG22	2.00	0.43
1:BE:75:ILE:HG23	1:BF:79:THR:HG22	2.00	0.43
1:BO:95:LYS:HE3	1:BO:126:LEU:O	2.17	0.43
1:BX:63:ALA:HA	1:BX:68:GLU:HG2	1.99	0.43
1:CF:75:ILE:HG23	1:CG:79:THR:HG22	2.00	0.43
1:CN:80:SER:HB2	1:FZ:74:VAL:CG2	2.45	0.43
1:CX:80:SER:HB2	1:CY:74:VAL:CG2	2.48	0.43

Continued on next page...

Continued from previous page...

Atom-1	Atom-2	Interatomic distance (Å)	Clash overlap (Å)
1:DA:113:TYR:O	1:DF:26:VAL:HG21	2.18	0.43
1:DC:104:GLU:OE1	1:GO:53:ARG:NH1	2.34	0.43
1:DF:56:ARG:HH21	1:DF:72:PRO:HG3	1.82	0.43
1:DL:56:ARG:HH21	1:DL:72:PRO:HG3	1.83	0.43
1:DY:21:LEU:HD12	1:DY:30:ASN:OD1	2.18	0.43
1:DZ:5:ALA:O	1:DZ:22:PRO:HD3	2.17	0.43
1:EB:75:ILE:HG23	1:EC:79:THR:HG22	2.00	0.43
1:EE:99:SER:OG	1:EE:124:GLU:O	2.20	0.43
1:EO:42:ARG:HB3	1:EO:45:ASN:HB3	2.01	0.43
1:ET:75:ILE:HG23	1:EU:79:THR:HG22	2.00	0.43
1:EZ:75:ILE:HG23	1:FA:79:THR:HG22	2.00	0.43
1:FF:75:ILE:HG23	1:FG:79:THR:HG22	2.00	0.43
1:GD:75:ILE:HG23	1:GE:79:THR:HG22	2.00	0.43
1:GS:126:LEU:HA	1:GS:126:LEU:HD23	1.85	0.43
1:HI:5:ALA:O	1:HI:22:PRO:HD3	2.17	0.43
1:JF:5:ALA:HB2	1:MR:122:PHE:CE1	2.53	0.43
1:JQ:42:ARG:HB3	1:JQ:45:ASN:HB3	2.01	0.43
1:JZ:42:ARG:HB3	1:JZ:45:ASN:HB3	2.01	0.43
1:KJ:56:ARG:HH21	1:KJ:72:PRO:HG3	1.82	0.43
1:KL:95:LYS:HE3	1:KL:126:LEU:O	2.17	0.43
1:LO:118:GLN:HB3	1:LO:121:TYR:CZ	2.52	0.43
1:LS:10:ARG:HH11	1:MD:38:LEU:HB2	1.83	0.43
1:LR:75:ILE:HG23	1:LS:79:THR:HG22	2.00	0.43
1:LV:42:ARG:HB3	1:LV:45:ASN:HB3	2.01	0.43
1:MA:75:ILE:HG23	1:MB:79:THR:HG22	2.00	0.43
1:MA:10:ARG:HH22	1:MC:15:ASP:HA	1.83	0.43
1:MG:75:ILE:HG23	1:MH:79:THR:HG22	2.00	0.43
1:MS:75:ILE:HG23	1:MT:79:THR:HG22	2.00	0.43
1:JX:53:ARG:NH1	1:NJ:104:GLU:OE1	2.37	0.43
1:NR:42:ARG:HB3	1:NR:45:ASN:HB3	2.01	0.43
1:NS:56:ARG:HH21	1:NS:72:PRO:HG3	1.83	0.43
1:NU:5:ALA:O	1:NU:22:PRO:HD3	2.17	0.43
1:KJ:57:LYS:NZ	1:NV:92:GLU:CD	2.68	0.43
1:AV:21:LEU:HD12	1:AV:30:ASN:OD1	2.17	0.43
1:AW:15:ASP:OD1	1:EG:10:ARG:HD2	2.18	0.43
1:AY:10:ARG:HH22	1:BA:15:ASP:HA	1.83	0.43
1:BO:63:ALA:HA	1:BO:68:GLU:HG2	1.99	0.43
1:BR:95:LYS:HE3	1:BR:126:LEU:O	2.17	0.43
1:BW:75:ILE:HG23	1:BX:79:THR:HG22	2.00	0.43
1:CQ:113:TYR:CD1	1:GC:90:ARG:NH2	2.86	0.43
1:DC:56:ARG:HH21	1:DC:72:PRO:HG3	1.82	0.43

Continued on next page...

Continued from previous page...

Atom-1	Atom-2	Interatomic distance (Å)	Clash overlap (Å)
1:DE:42:ARG:HB3	1:DE:45:ASN:HB3	2.01	0.43
1:DI:59:ILE:HD12	1:GU:89:ASP:OD2	2.18	0.43
1:DY:75:ILE:HG23	1:DZ:79:THR:HG22	2.00	0.43
1:EI:42:ARG:HB3	1:EI:45:ASN:HB3	2.01	0.43
1:EK:10:ARG:HH22	1:EM:15:ASP:HA	1.83	0.43
1:FM:42:ARG:HB3	1:FM:45:ASN:HB3	2.01	0.43
1:FS:63:ALA:HA	1:FS:68:GLU:HG2	1.99	0.43
1:GE:42:ARG:HB3	1:GE:45:ASN:HB3	2.01	0.43
1:GF:56:ARG:HH21	1:GF:72:PRO:HG3	1.82	0.43
1:DC:26:VAL:CG2	1:GJ:114:SER:HA	2.48	0.43
1:GS:21:LEU:HD12	1:GS:30:ASN:OD1	2.18	0.43
1:IG:63:ALA:HA	1:IG:68:GLU:HG2	1.99	0.43
1:IO:99:SER:OG	1:IO:124:GLU:O	2.20	0.43
1:IV:42:ARG:HB3	1:IV:45:ASN:HB3	2.01	0.43
1:IY:95:LYS:HE3	1:IY:126:LEU:O	2.17	0.43
1:JJ:75:ILE:HG23	1:JK:79:THR:HG22	2.00	0.43
1:JN:42:ARG:HB3	1:JN:45:ASN:HB3	2.01	0.43
1:KD:80:SER:HB2	1:NP:74:VAL:CG2	2.46	0.43
1:KK:75:ILE:HG23	1:KL:79:THR:HG22	2.00	0.43
1:KX:42:ARG:HB3	1:KX:45:ASN:HB3	2.01	0.43
1:KZ:75:ILE:HG23	1:LA:79:THR:HG22	2.00	0.43
1:LA:42:ARG:HB3	1:LA:45:ASN:HB3	2.01	0.43
1:LC:80:SER:HB2	1:LD:74:VAL:CG2	2.48	0.43
1:LJ:9:LEU:CG	1:LJ:10:ARG:H	2.29	0.43
1:LQ:56:ARG:HH21	1:LQ:72:PRO:HG3	1.82	0.43
1:LX:126:LEU:HD23	1:LX:126:LEU:HA	1.85	0.43
1:IT:113:TYR:CD1	1:MF:90:ARG:NH2	2.87	0.43
1:MZ:42:ARG:HB3	1:MZ:45:ASN:HB3	2.01	0.43
1:AD:75:ILE:HG23	1:AE:79:THR:HG22	2.00	0.43
1:AJ:38:LEU:HD22	1:FP:10:ARG:HH11	1.83	0.43
1:BB:75:ILE:HG23	1:BC:79:THR:HG22	2.00	0.43
1:BD:113:TYR:CG	1:EP:90:ARG:NH2	2.86	0.43
1:BF:9:LEU:CG	1:BF:10:ARG:H	2.29	0.43
1:BK:10:ARG:HH22	1:BM:15:ASP:HA	1.83	0.43
1:CF:10:ARG:HH22	1:CH:15:ASP:HA	1.83	0.43
1:CI:75:ILE:HG23	1:CJ:79:THR:HG22	2.00	0.43
1:CM:63:ALA:HA	1:CM:68:GLU:HG2	1.99	0.43
1:CO:21:LEU:HD12	1:CO:30:ASN:OD1	2.18	0.43
1:CW:56:ARG:HH21	1:CW:72:PRO:HG3	1.82	0.43
1:CY:9:LEU:CG	1:CY:10:ARG:H	2.29	0.43
1:CY:42:ARG:HB3	1:CY:45:ASN:HB3	2.01	0.43

Continued on next page...

Continued from previous page...

Atom-1	Atom-2	Interatomic distance (Å)	Clash overlap (Å)
1:AF:49:VAL:HG11	1:DR:112:ALA:O	2.18	0.43
1:EE:10:ARG:HH22	1:EG:15:ASP:HA	1.83	0.43
1:EH:10:ARG:HH22	1:EJ:15:ASP:HA	1.83	0.43
1:AX:92:GLU:CD	1:EJ:57:LYS:HZ3	2.22	0.43
1:EO:95:LYS:HE3	1:EO:126:LEU:O	2.17	0.43
1:GB:5:ALA:O	1:GB:22:PRO:HD3	2.17	0.43
1:GV:10:ARG:HH22	1:GX:15:ASP:HA	1.83	0.43
1:HS:89:ASP:OD2	1:LE:59:ILE:HD12	2.19	0.43
1:HS:8:LYS:HB2	1:LE:119:ASP:O	2.17	0.43
1:HY:106:LYS:NZ	1:LK:129:THR:O	2.52	0.43
1:IA:9:LEU:CG	1:IA:10:ARG:H	2.29	0.43
1:IC:80:SER:HB2	1:ID:74:VAL:CG2	2.48	0.43
1:ID:42:ARG:HB3	1:ID:45:ASN:HB3	2.01	0.43
1:GY:113:TYR:O	1:IH:26:VAL:HG21	2.18	0.43
1:II:10:ARG:HH22	1:IK:15:ASP:HA	1.83	0.43
1:IM:42:ARG:HB3	1:IM:45:ASN:HB3	2.01	0.43
1:IP:42:ARG:HB3	1:IP:45:ASN:HB3	2.01	0.43
1:JE:42:ARG:HB3	1:JE:45:ASN:HB3	2.01	0.43
1:JW:63:ALA:HA	1:JW:68:GLU:HG2	1.99	0.43
1:JZ:95:LYS:HE3	1:JZ:126:LEU:O	2.17	0.43
1:KN:80:SER:HB2	1:KO:74:VAL:CG2	2.48	0.43
1:KO:42:ARG:HB3	1:KO:45:ASN:HB3	2.01	0.43
1:KN:75:ILE:HG23	1:KO:79:THR:HG22	2.00	0.43
1:KQ:75:ILE:HG23	1:KR:79:THR:HG22	2.00	0.43
1:LO:10:ARG:HH22	1:LQ:15:ASP:HA	1.83	0.43
1:MB:9:LEU:CG	1:MB:10:ARG:H	2.29	0.43
1:MB:42:ARG:HB3	1:MB:45:ASN:HB3	2.01	0.43
1:MF:56:ARG:HH21	1:MF:72:PRO:HG3	1.82	0.43
1:MI:56:ARG:HH21	1:MI:72:PRO:HG3	1.83	0.43
1:MS:80:SER:HB2	1:MT:74:VAL:CG2	2.48	0.43
1:NJ:56:ARG:HH21	1:NJ:72:PRO:HG3	1.82	0.43
1:AQ:42:ARG:HB3	1:AQ:45:ASN:HB3	2.01	0.43
1:AW:9:LEU:CG	1:AW:10:ARG:H	2.29	0.43
1:AX:56:ARG:HH21	1:AX:72:PRO:HG3	1.83	0.43
1:BI:42:ARG:HB3	1:BI:45:ASN:HB3	2.01	0.43
1:CJ:9:LEU:CG	1:CJ:10:ARG:H	2.29	0.43
1:DA:126:LEU:HD23	1:DA:126:LEU:HA	1.85	0.43
1:AR:90:ARG:NH2	1:ED:113:TYR:CG	2.87	0.43
1:ER:42:ARG:HB3	1:ER:45:ASN:HB3	2.01	0.43
1:FB:56:ARG:HH21	1:FB:72:PRO:HG3	1.82	0.43
1:FU:80:SER:HB2	1:FV:74:VAL:CG2	2.48	0.43

Continued on next page...

Continued from previous page...

Atom-1	Atom-2	Interatomic distance (Å)	Clash overlap (Å)
1:HK:10:ARG:HH22	1:HM:15:ASP:HA	1.83	0.43
1:HO:5:ALA:O	1:HO:22:PRO:HD3	2.17	0.43
1:HR:42:ARG:HB3	1:HR:45:ASN:HB3	2.01	0.43
1:JB:11:GLU:OE1	1:NJ:11:GLU:OE1	2.37	0.43
1:JP:80:SER:HB2	1:JQ:74:VAL:CG2	2.48	0.43
1:KG:82:PRO:HD2	1:KG:85:THR:HG21	2.01	0.43
1:KI:9:LEU:CG	1:KI:10:ARG:H	2.29	0.43
1:KM:56:ARG:HH21	1:KM:72:PRO:HG3	1.83	0.43
1:HM:106:LYS:NZ	1:KY:130:GLU:HA	2.34	0.43
1:LJ:42:ARG:HB3	1:LJ:45:ASN:HB3	2.01	0.43
1:IW:106:LYS:NZ	1:MI:129:THR:O	2.51	0.43
1:MI:82:PRO:HD2	1:MI:85:THR:HG21	2.01	0.43
1:MN:42:ARG:HB3	1:MN:45:ASN:HB3	2.01	0.43
1:MM:10:ARG:HH22	1:MO:15:ASP:HA	1.83	0.43
1:MW:63:ALA:HA	1:MW:68:GLU:HG2	1.99	0.43
1:NI:42:ARG:HB3	1:NI:45:ASN:HB3	2.01	0.43
1:JE:10:ARG:HH11	1:NK:38:LEU:HB2	1.83	0.43
1:NL:42:ARG:HB3	1:NL:45:ASN:HB3	2.01	0.43
1:NN:75:ILE:HG23	1:NO:79:THR:HG22	2.00	0.43
1:AA:75:ILE:HG23	1:AB:79:THR:HG22	2.00	0.43
1:AC:82:PRO:HD2	1:AC:85:THR:HG21	2.01	0.43
1:AS:10:ARG:HD2	1:AU:38:LEU:HD11	2.01	0.43
1:AS:75:ILE:HG23	1:AT:79:THR:HG22	2.00	0.43
1:BB:10:ARG:HH22	1:BD:15:ASP:HA	1.83	0.43
1:BM:56:ARG:HH21	1:BM:72:PRO:HG3	1.83	0.43
1:BV:92:GLU:OE2	1:FH:57:LYS:NZ	2.44	0.43
1:CB:82:PRO:HD2	1:CB:85:THR:HG21	2.01	0.43
1:CT:56:ARG:HH21	1:CT:72:PRO:HG3	1.83	0.43
1:DG:10:ARG:HD2	1:DI:38:LEU:HD11	2.01	0.43
1:DG:80:SER:HB2	1:DH:74:VAL:CG2	2.48	0.43
1:DH:42:ARG:HB3	1:DH:45:ASN:HB3	2.01	0.43
1:DK:9:LEU:CG	1:DK:10:ARG:H	2.29	0.43
1:DS:10:ARG:HD2	1:DU:38:LEU:HD11	2.01	0.43
1:DT:9:LEU:CG	1:DT:10:ARG:H	2.29	0.43
1:EB:126:LEU:HA	1:EB:126:LEU:HD23	1.85	0.43
1:ES:82:PRO:HD2	1:ES:85:THR:HG21	2.01	0.43
1:EU:9:LEU:CG	1:EU:10:ARG:H	2.29	0.43
1:BV:57:LYS:NZ	1:FH:92:GLU:OE2	2.46	0.43
1:FN:82:PRO:HD2	1:FN:85:THR:HG21	2.01	0.43
1:FR:75:ILE:HG23	1:FS:79:THR:HG22	2.00	0.43
1:GB:63:ALA:HA	1:GB:68:GLU:HG2	1.99	0.43

Continued on next page...

Continued from previous page...

Atom-1	Atom-2	Interatomic distance (Å)	Clash overlap (Å)
1:GO:56:ARG:HH21	1:GO:72:PRO:HG3	1.83	0.43
1:DI:122:PHE:CE1	1:GU:5:ALA:HB2	2.54	0.43
1:HB:80:SER:HB2	1:HC:74:VAL:CG2	2.48	0.43
1:HD:56:ARG:HH21	1:HD:72:PRO:HG3	1.83	0.43
1:HS:129:THR:O	1:LE:106:LYS:NZ	2.52	0.43
1:HW:80:SER:HB2	1:HX:74:VAL:CG2	2.48	0.43
1:IP:63:ALA:HA	1:IP:68:GLU:HG2	1.99	0.43
1:JC:94:LEU:CD1	1:MO:105:VAL:HG22	2.49	0.43
1:JI:82:PRO:HD2	1:JI:85:THR:HG21	2.01	0.43
1:JL:10:ARG:NH1	1:KF:15:ASP:OD1	2.52	0.43
1:KE:80:SER:HB2	1:KF:74:VAL:CG2	2.48	0.43
1:LU:80:SER:HB2	1:LV:74:VAL:CG2	2.48	0.43
1:LV:9:LEU:CG	1:LV:10:ARG:H	2.29	0.43
1:IK:90:ARG:NH2	1:LW:113:TYR:CD1	2.87	0.43
1:MG:80:SER:HB2	1:MH:74:VAL:CG2	2.48	0.43
1:MJ:10:ARG:HD2	1:ML:38:LEU:HD11	2.01	0.43
1:NC:95:LYS:HE3	1:NC:126:LEU:O	2.17	0.43
1:NE:10:ARG:HD2	1:NG:38:LEU:HD11	2.01	0.43
1:NO:9:LEU:CG	1:NO:10:ARG:H	2.30	0.43
1:NQ:126:LEU:HA	1:NQ:126:LEU:HD23	1.85	0.43
1:AL:82:PRO:HD2	1:AL:85:THR:HG21	2.01	0.43
1:AO:82:PRO:HD2	1:AO:85:THR:HG21	2.01	0.43
1:AS:10:ARG:HH22	1:AU:15:ASP:HA	1.83	0.43
1:AW:42:ARG:HB3	1:AW:45:ASN:HB3	2.01	0.43
1:AZ:10:ARG:NH1	1:EH:38:LEU:HB2	2.33	0.43
1:BH:10:ARG:HD2	1:BJ:38:LEU:HD11	2.01	0.43
1:BP:129:THR:C	1:FB:106:LYS:HZ2	2.22	0.43
1:BX:42:ARG:HB3	1:BX:45:ASN:HB3	2.01	0.43
1:CF:10:ARG:HD2	1:CH:38:LEU:HD11	2.01	0.43
1:CZ:8:LYS:HB2	1:GL:119:ASP:O	2.19	0.43
1:DA:75:ILE:HG23	1:DB:79:THR:HG22	2.00	0.43
1:DD:75:ILE:HG23	1:DE:79:THR:HG22	2.00	0.43
1:AF:129:THR:O	1:DR:106:LYS:NZ	2.51	0.43
1:EB:10:ARG:HD2	1:ED:38:LEU:HD11	2.01	0.43
1:AU:53:ARG:NH1	1:EG:104:GLU:OE1	2.38	0.43
1:BD:92:GLU:CD	1:EP:57:LYS:HZ3	2.20	0.43
1:EV:82:PRO:HD2	1:EV:85:THR:HG21	2.01	0.43
1:FD:9:LEU:CG	1:FD:10:ARG:H	2.29	0.43
1:FG:42:ARG:HB3	1:FG:45:ASN:HB3	2.01	0.43
1:FV:42:ARG:HB3	1:FV:45:ASN:HB3	2.01	0.43
1:GD:10:ARG:HD2	1:GF:38:LEU:HD11	2.01	0.43

Continued on next page...

Continued from previous page...

Atom-1	Atom-2	Interatomic distance (Å)	Clash overlap (Å)
1:DV:114:SER:HA	1:GF:26:VAL:HG21	2.01	0.43
1:GT:42:ARG:HB3	1:GT:45:ASN:HB3	2.01	0.43
1:GV:10:ARG:HD2	1:GX:38:LEU:HD11	2.01	0.43
1:HK:75:ILE:HG23	1:HL:79:THR:HG22	2.00	0.43
1:IB:56:ARG:HH21	1:IB:72:PRO:HG3	1.83	0.43
1:IE:77:THR:HA	1:LQ:76:LYS:O	2.19	0.43
1:IQ:82:PRO:HD2	1:IQ:85:THR:HG21	2.01	0.43
1:JA:80:SER:HB2	1:JB:74:VAL:CG2	2.48	0.43
1:JV:10:ARG:HD2	1:JX:38:LEU:HD11	2.01	0.43
1:KB:21:LEU:HD12	1:KB:30:ASN:OD1	2.17	0.43
1:KD:82:PRO:HD2	1:KD:85:THR:HG21	2.01	0.43
1:KE:99:SER:OG	1:KE:124:GLU:O	2.20	0.43
1:KP:56:ARG:HH21	1:KP:72:PRO:HG3	1.83	0.43
1:LI:21:LEU:HD12	1:LI:30:ASN:OD1	2.18	0.43
1:LO:75:ILE:HG23	1:LP:79:THR:HG22	2.00	0.43
1:MX:56:ARG:HH21	1:MX:72:PRO:HG3	1.83	0.43
1:NK:75:ILE:HG23	1:NL:79:THR:HG22	2.00	0.43
1:AI:57:LYS:HZ3	1:DU:92:GLU:CD	2.23	0.42
1:BA:82:PRO:HD2	1:BA:85:THR:HG21	2.01	0.42
1:BQ:10:ARG:HD2	1:BS:38:LEU:HD11	2.01	0.42
1:BZ:75:ILE:HG23	1:CA:79:THR:HG22	2.00	0.42
1:CD:113:TYR:O	1:CS:26:VAL:HG21	2.19	0.42
1:CK:10:ARG:HH21	1:CP:38:LEU:CD2	2.32	0.42
1:CR:99:SER:OG	1:CR:124:GLU:O	2.20	0.42
1:DJ:80:SER:HB2	1:DK:74:VAL:CG2	2.48	0.42
1:DP:126:LEU:HD23	1:DP:126:LEU:HA	1.85	0.42
1:AL:74:VAL:CG2	1:DX:80:SER:HB2	2.43	0.42
1:EH:80:SER:HB2	1:EI:74:VAL:CG2	2.48	0.42
1:EK:75:ILE:HG23	1:EL:79:THR:HG22	2.00	0.42
1:EM:82:PRO:HD2	1:EM:85:THR:HG21	2.01	0.42
1:BD:90:ARG:NH2	1:EP:113:TYR:CD1	2.86	0.42
1:EP:82:PRO:HD2	1:EP:85:THR:HG21	2.01	0.42
1:FR:10:ARG:HD2	1:FT:38:LEU:HD11	2.01	0.42
1:FS:42:ARG:HB3	1:FS:45:ASN:HB3	2.01	0.42
1:FT:82:PRO:HD2	1:FT:85:THR:HG21	2.01	0.42
1:FX:10:ARG:HD2	1:FZ:38:LEU:HD11	2.01	0.42
1:GE:9:LEU:CG	1:GE:10:ARG:H	2.29	0.42
1:GI:82:PRO:HD2	1:GI:85:THR:HG21	2.01	0.42
1:HF:42:ARG:HB3	1:HF:45:ASN:HB3	2.01	0.42
1:HI:9:LEU:CG	1:HI:10:ARG:H	2.29	0.42
1:HK:10:ARG:HD2	1:HM:38:LEU:HD11	2.01	0.42

Continued on next page...

Continued from previous page...

Atom-1	Atom-2	Interatomic distance (Å)	Clash overlap (Å)
1:HC:10:ARG:HH11	1:HZ:38:LEU:HB2	1.84	0.42
1:IF:10:ARG:HH22	1:IH:15:ASP:HA	1.83	0.42
1:JA:75:ILE:HG23	1:JB:79:THR:HG22	2.00	0.42
1:JG:75:ILE:HG23	1:JH:79:THR:HG22	2.00	0.42
1:JO:82:PRO:HD2	1:JO:85:THR:HG21	2.01	0.42
1:JP:10:ARG:HD2	1:JR:38:LEU:HD11	2.01	0.42
1:JS:10:ARG:HH22	1:JU:15:ASP:HA	1.83	0.42
1:KB:75:ILE:HG23	1:KC:79:THR:HG22	2.00	0.42
1:KK:10:ARG:HH22	1:KM:15:ASP:HA	1.83	0.42
1:KZ:80:SER:HB2	1:LA:74:VAL:CG2	2.48	0.42
1:LB:82:PRO:HD2	1:LB:85:THR:HG21	2.01	0.42
1:LF:10:ARG:HD2	1:LH:38:LEU:HD11	2.01	0.42
1:LF:75:ILE:HG23	1:LG:79:THR:HG22	2.00	0.42
1:LI:75:ILE:HG23	1:LJ:79:THR:HG22	2.00	0.42
1:MA:10:ARG:HD2	1:MC:38:LEU:HD11	2.01	0.42
1:NN:10:ARG:HH22	1:NP:15:ASP:HA	1.83	0.42
1:NU:42:ARG:HB3	1:NU:45:ASN:HB3	2.01	0.42
1:NT:75:ILE:HG23	1:NU:79:THR:HG22	2.00	0.42
1:AE:113:TYR:O	1:GB:26:VAL:HG21	2.19	0.42
1:AJ:10:ARG:HD2	1:AL:38:LEU:HD11	2.01	0.42
1:AL:57:LYS:HZ3	1:DX:92:GLU:CD	2.23	0.42
1:AZ:42:ARG:HB3	1:AZ:45:ASN:HB3	2.01	0.42
1:BA:80:SER:HB2	1:EM:74:VAL:CG2	2.43	0.42
1:BD:82:PRO:HD2	1:BD:85:THR:HG21	2.01	0.42
1:BS:56:ARG:HH21	1:BS:72:PRO:HG3	1.83	0.42
1:CK:112:ALA:O	1:FW:49:VAL:HG11	2.19	0.42
1:CO:10:ARG:HD2	1:CQ:38:LEU:HD11	2.01	0.42
1:CU:99:SER:OG	1:CU:124:GLU:O	2.20	0.42
1:AA:9:LEU:HA	1:DO:116:TYR:CE1	2.54	0.42
1:DO:82:PRO:HD2	1:DO:85:THR:HG21	2.01	0.42
1:DX:82:PRO:HD2	1:DX:85:THR:HG21	2.01	0.42
1:AX:53:ARG:NH1	1:EJ:104:GLU:OE1	2.34	0.42
1:EQ:10:ARG:HD2	1:ES:38:LEU:HD11	2.01	0.42
1:BG:74:VAL:CG2	1:ES:80:SER:HB2	2.48	0.42
1:EW:75:ILE:HG23	1:EX:79:THR:HG22	2.00	0.42
1:FG:9:LEU:CG	1:FG:10:ARG:H	2.29	0.42
1:FU:82:PRO:HD2	1:FU:85:THR:HG21	2.02	0.42
1:GH:42:ARG:HB3	1:GH:45:ASN:HB3	2.01	0.42
1:GM:99:SER:OG	1:GM:124:GLU:O	2.20	0.42
1:GO:90:ARG:HA	1:GO:93:VAL:HG22	2.02	0.42
1:HD:82:PRO:HD2	1:HD:85:THR:HG21	2.01	0.42

Continued on next page...

Continued from previous page...

Atom-1	Atom-2	Interatomic distance (Å)	Clash overlap (Å)
1:HM:56:ARG:HH21	1:HM:72:PRO:HG3	1.83	0.42
1:HN:80:SER:HB2	1:HO:74:VAL:CG2	2.48	0.42
1:HN:10:ARG:HH22	1:HP:15:ASP:HA	1.83	0.42
1:HQ:80:SER:HB2	1:HR:74:VAL:CG2	2.48	0.42
1:HT:75:ILE:HG23	1:HU:79:THR:HG22	2.00	0.42
1:HY:82:PRO:HD2	1:HY:85:THR:HG21	2.01	0.42
1:IC:10:ARG:HH22	1:IE:15:ASP:HA	1.83	0.42
1:IR:10:ARG:HD2	1:IT:38:LEU:HD11	2.01	0.42
1:IU:10:ARG:HD2	1:IW:38:LEU:HD11	2.01	0.42
1:JM:80:SER:HB2	1:JN:74:VAL:CG2	2.48	0.42
1:KA:82:PRO:HD2	1:KA:85:THR:HG21	2.01	0.42
1:KK:10:ARG:HD2	1:KM:38:LEU:HD11	2.01	0.42
1:LG:26:VAL:HG21	1:LM:113:TYR:O	2.19	0.42
1:IQ:90:ARG:NH2	1:MC:113:TYR:CG	2.87	0.42
1:MM:10:ARG:HD2	1:MO:38:LEU:HD11	2.01	0.42
1:MP:10:ARG:HH22	1:MR:15:ASP:HA	1.83	0.42
1:MR:56:ARG:HH21	1:MR:72:PRO:HG3	1.82	0.42
1:AA:10:ARG:HD2	1:AC:38:LEU:HD11	2.01	0.42
1:AA:126:LEU:HD23	1:AA:126:LEU:HA	1.85	0.42
1:AB:113:TYR:O	1:FY:26:VAL:HG21	2.19	0.42
1:AE:9:LEU:CG	1:AE:10:ARG:H	2.29	0.42
1:AK:42:ARG:HB3	1:AK:45:ASN:HB3	2.01	0.42
1:AM:10:ARG:HH22	1:AO:15:ASP:HA	1.83	0.42
1:AP:82:PRO:HD2	1:AP:85:THR:HG21	2.02	0.42
1:BE:10:ARG:HD2	1:BG:38:LEU:HD11	2.02	0.42
1:BL:42:ARG:HB3	1:BL:45:ASN:HB3	2.01	0.42
1:BM:8:LYS:HB2	1:EY:119:ASP:O	2.19	0.42
1:CM:9:LEU:CG	1:CM:10:ARG:H	2.29	0.42
1:CI:38:LEU:HD22	1:CP:10:ARG:HH11	1.84	0.42
1:CT:82:PRO:HD2	1:CT:85:THR:HG21	2.01	0.42
1:CZ:56:ARG:HH21	1:CZ:72:PRO:HG3	1.82	0.42
1:DA:82:PRO:HD2	1:DA:85:THR:HG21	2.02	0.42
1:DM:10:ARG:HH22	1:DO:15:ASP:HA	1.83	0.42
1:DQ:9:LEU:CG	1:DQ:10:ARG:H	2.29	0.42
1:BR:38:LEU:CD2	1:ED:10:ARG:HH21	2.31	0.42
1:EU:42:ARG:HB3	1:EU:45:ASN:HB3	2.01	0.42
1:EW:82:PRO:HD2	1:EW:85:THR:HG21	2.02	0.42
1:FR:82:PRO:HD2	1:FR:85:THR:HG21	2.02	0.42
1:FX:126:LEU:HD23	1:FX:126:LEU:HA	1.85	0.42
1:GM:82:PRO:HD2	1:GM:85:THR:HG21	2.02	0.42
1:GO:82:PRO:HD2	1:GO:85:THR:HG21	2.01	0.42

Continued on next page...

Continued from previous page...

Atom-1	Atom-2	Interatomic distance (Å)	Clash overlap (Å)
1:GP:126:LEU:HA	1:GP:126:LEU:HD23	1.85	0.42
1:GQ:42:ARG:HB3	1:GQ:45:ASN:HB3	2.01	0.42
1:GP:10:ARG:HD2	1:GR:38:LEU:HD11	2.01	0.42
1:GY:10:ARG:HH22	1:HA:15:ASP:HA	1.83	0.42
1:HI:42:ARG:HB3	1:HI:45:ASN:HB3	2.01	0.42
1:HS:82:PRO:HD2	1:HS:85:THR:HG21	2.01	0.42
1:HW:126:LEU:HA	1:HW:126:LEU:HD23	1.85	0.42
1:HX:9:LEU:CG	1:HX:10:ARG:H	2.29	0.42
1:IA:42:ARG:HB3	1:IA:45:ASN:HB3	2.01	0.42
1:IH:82:PRO:HD2	1:IH:85:THR:HG21	2.01	0.42
1:IJ:42:ARG:HB3	1:IJ:45:ASN:HB3	2.01	0.42
1:IP:9:LEU:CG	1:IP:10:ARG:H	2.29	0.42
1:IY:42:ARG:HB3	1:IY:45:ASN:HB3	2.01	0.42
1:JK:42:ARG:HB3	1:JK:45:ASN:HB3	2.01	0.42
1:JL:90:ARG:HA	1:JL:93:VAL:HG22	2.02	0.42
1:JR:90:ARG:HA	1:JR:93:VAL:HG22	2.02	0.42
1:KH:10:ARG:HD2	1:KJ:38:LEU:HD11	2.01	0.42
1:KI:42:ARG:HB3	1:KI:45:ASN:HB3	2.01	0.42
1:KH:10:ARG:HH22	1:KJ:15:ASP:HA	1.83	0.42
1:KQ:10:ARG:HD2	1:KS:38:LEU:HD11	2.01	0.42
1:KT:10:ARG:HH22	1:KV:15:ASP:HA	1.83	0.42
1:KW:99:SER:OG	1:KW:124:GLU:O	2.20	0.42
1:KY:90:ARG:HA	1:KY:93:VAL:HG22	2.02	0.42
1:LO:80:SER:HB2	1:LP:74:VAL:CG2	2.48	0.42
1:LS:42:ARG:HB3	1:LS:45:ASN:HB3	2.01	0.42
1:LX:10:ARG:HD2	1:LZ:38:LEU:HD11	2.01	0.42
1:MG:126:LEU:HA	1:MG:126:LEU:HD23	1.85	0.42
1:MU:90:ARG:HA	1:MU:93:VAL:HG22	2.02	0.42
1:MW:42:ARG:HB3	1:MW:45:ASN:HB3	2.01	0.42
1:MZ:9:LEU:CG	1:MZ:10:ARG:H	2.29	0.42
1:NB:82:PRO:HD2	1:NB:85:THR:HG21	2.02	0.42
1:NQ:75:ILE:HG23	1:NR:79:THR:HG22	2.00	0.42
1:NQ:82:PRO:HD2	1:NQ:85:THR:HG21	2.02	0.42
1:AD:10:ARG:HD2	1:AF:38:LEU:HD11	2.01	0.42
1:AJ:75:ILE:HG23	1:AK:79:THR:HG22	2.00	0.42
1:BF:42:ARG:HB3	1:BF:45:ASN:HB3	2.01	0.42
1:BH:75:ILE:HG23	1:BI:79:THR:HG22	2.00	0.42
1:BP:82:PRO:HD2	1:BP:85:THR:HG21	2.01	0.42
1:BU:42:ARG:HB3	1:BU:45:ASN:HB3	2.01	0.42
1:BZ:10:ARG:HH22	1:CB:15:ASP:HA	1.83	0.42
1:CE:82:PRO:HD2	1:CE:85:THR:HG21	2.01	0.42

Continued on next page...

Continued from previous page...

Atom-1	Atom-2	Interatomic distance (Å)	Clash overlap (Å)
1:CL:82:PRO:HD2	1:CL:85:THR:HG21	2.02	0.42
1:CN:82:PRO:HD2	1:CN:85:THR:HG21	2.01	0.42
1:CR:82:PRO:HD2	1:CR:85:THR:HG21	2.01	0.42
1:CX:126:LEU:HA	1:CX:126:LEU:HD23	1.85	0.42
1:CX:10:ARG:HH22	1:CZ:15:ASP:HA	1.83	0.42
1:DL:82:PRO:HD2	1:DL:85:THR:HG21	2.01	0.42
1:DW:42:ARG:HB3	1:DW:45:ASN:HB3	2.01	0.42
1:DY:114:SER:HA	1:FZ:26:VAL:HG21	2.01	0.42
1:EE:75:ILE:HG23	1:EF:79:THR:HG22	2.00	0.42
1:EH:82:PRO:HD2	1:EH:85:THR:HG21	2.02	0.42
1:EK:82:PRO:HD2	1:EK:85:THR:HG21	2.02	0.42
1:FE:82:PRO:HD2	1:FE:85:THR:HG21	2.01	0.42
1:FE:90:ARG:HA	1:FE:93:VAL:HG22	2.02	0.42
1:FJ:9:LEU:CG	1:FJ:10:ARG:H	2.29	0.42
1:FT:90:ARG:HA	1:FT:93:VAL:HG22	2.02	0.42
1:FU:10:ARG:HD2	1:FW:38:LEU:HD11	2.01	0.42
1:FY:42:ARG:HB3	1:FY:45:ASN:HB3	2.01	0.42
1:GA:82:PRO:HD2	1:GA:85:THR:HG21	2.02	0.42
1:GC:90:ARG:HA	1:GC:93:VAL:HG22	2.02	0.42
1:GU:90:ARG:HA	1:GU:93:VAL:HG22	2.02	0.42
1:HH:80:SER:HB2	1:HI:74:VAL:CG2	2.48	0.42
1:HM:119:ASP:O	1:KY:8:LYS:HB2	2.19	0.42
1:HP:82:PRO:HD2	1:HP:85:THR:HG21	2.01	0.42
1:HZ:10:ARG:HD2	1:IB:38:LEU:HD11	2.01	0.42
1:IC:75:ILE:HG23	1:ID:79:THR:HG22	2.00	0.42
1:IO:10:ARG:HD2	1:IQ:38:LEU:HD11	2.01	0.42
1:IU:82:PRO:HD2	1:IU:85:THR:HG21	2.02	0.42
1:JA:82:PRO:HD2	1:JA:85:THR:HG21	2.02	0.42
1:JD:82:PRO:HD2	1:JD:85:THR:HG21	2.02	0.42
1:JG:10:ARG:HD2	1:JI:38:LEU:HD11	2.01	0.42
1:JL:82:PRO:HD2	1:JL:85:THR:HG21	2.01	0.42
1:JM:10:ARG:HH22	1:JO:15:ASP:HA	1.83	0.42
1:JX:82:PRO:HD2	1:JX:85:THR:HG21	2.01	0.42
1:KA:90:ARG:HA	1:KA:93:VAL:HG22	2.02	0.42
1:KB:10:ARG:HD2	1:KD:38:LEU:HD11	2.01	0.42
1:KB:126:LEU:HD23	1:KB:126:LEU:HA	1.85	0.42
1:KK:82:PRO:HD2	1:KK:85:THR:HG21	2.02	0.42
1:KN:10:ARG:HH22	1:KP:15:ASP:HA	1.83	0.42
1:KQ:82:PRO:HD2	1:KQ:85:THR:HG21	2.02	0.42
1:KT:10:ARG:HD2	1:KV:38:LEU:HD11	2.01	0.42
1:LK:82:PRO:HD2	1:LK:85:THR:HG21	2.01	0.42

Continued on next page...

Continued from previous page...

Atom-1	Atom-2	Interatomic distance (Å)	Clash overlap (Å)
1:LZ:82:PRO:HD2	1:LZ:85:THR:HG21	2.01	0.42
1:IT:113:TYR:CG	1:MF:90:ARG:NH2	2.87	0.42
1:NK:10:ARG:HD2	1:NM:38:LEU:HD11	2.01	0.42
1:KA:49:VAL:HG11	1:NM:112:ALA:O	2.19	0.42
1:AA:82:PRO:HD2	1:AA:85:THR:HG21	2.02	0.42
1:AF:90:ARG:HA	1:AF:93:VAL:HG22	2.02	0.42
1:AO:90:ARG:HA	1:AO:93:VAL:HG22	2.02	0.42
1:AV:10:ARG:HD2	1:AX:38:LEU:HD11	2.01	0.42
1:BB:113:TYR:O	1:BS:26:VAL:HG21	2.20	0.42
1:BC:42:ARG:HB3	1:BC:45:ASN:HB3	2.01	0.42
1:BE:80:SER:HB2	1:BF:74:VAL:CG2	2.48	0.42
1:BN:10:ARG:HD2	1:BP:38:LEU:HD11	2.01	0.42
1:BP:90:ARG:HA	1:BP:93:VAL:HG22	2.02	0.42
1:BY:90:ARG:HA	1:BY:93:VAL:HG22	2.02	0.42
1:CB:77:THR:HA	1:FN:76:LYS:O	2.20	0.42
1:CF:80:SER:HB2	1:CG:74:VAL:CG2	2.48	0.42
1:CK:129:THR:O	1:FW:106:LYS:NZ	2.52	0.42
1:CM:42:ARG:HB3	1:CM:45:ASN:HB3	2.01	0.42
1:CN:56:ARG:HH21	1:CN:72:PRO:HG3	1.83	0.42
1:CT:90:ARG:HA	1:CT:93:VAL:HG22	2.02	0.42
1:CX:10:ARG:HD2	1:CZ:38:LEU:HD11	2.01	0.42
1:EB:82:PRO:HD2	1:EB:85:THR:HG21	2.02	0.42
1:EU:10:ARG:HH11	1:FF:38:LEU:HB2	1.84	0.42
1:EV:90:ARG:HA	1:EV:93:VAL:HG22	2.02	0.42
1:EY:82:PRO:HD2	1:EY:85:THR:HG21	2.01	0.42
1:FA:42:ARG:HB3	1:FA:45:ASN:HB3	2.01	0.42
1:FM:9:LEU:CG	1:FM:10:ARG:H	2.29	0.42
1:FN:90:ARG:HA	1:FN:93:VAL:HG22	2.02	0.42
1:FQ:82:PRO:HD2	1:FQ:85:THR:HG21	2.01	0.42
1:CH:92:GLU:CD	1:FT:57:LYS:HZ3	2.23	0.42
1:GB:42:ARG:HB3	1:GB:45:ASN:HB3	2.01	0.42
1:CD:10:ARG:NH2	1:GJ:15:ASP:OD1	2.52	0.42
1:GL:90:ARG:HA	1:GL:93:VAL:HG22	2.02	0.42
1:GX:8:LYS:HA	1:GX:19:PHE:CD1	2.55	0.42
1:GY:82:PRO:HD2	1:GY:85:THR:HG21	2.02	0.42
1:HD:8:LYS:HA	1:HD:19:PHE:CD1	2.55	0.42
1:IN:90:ARG:HA	1:IN:93:VAL:HG22	2.02	0.42
1:JF:82:PRO:HD2	1:JF:85:THR:HG21	2.01	0.42
1:JP:82:PRO:HD2	1:JP:85:THR:HG21	2.02	0.42
1:JV:82:PRO:HD2	1:JV:85:THR:HG21	2.02	0.42
1:KR:42:ARG:HB3	1:KR:45:ASN:HB3	2.01	0.42

Continued on next page...

Continued from previous page...

Atom-1	Atom-2	Interatomic distance (Å)	Clash overlap (Å)
1:HJ:129:THR:C	1:KV:106:LYS:HZ2	2.22	0.42
1:KY:82:PRO:HD2	1:KY:85:THR:HG21	2.01	0.42
1:LL:82:PRO:HD2	1:LL:85:THR:HG21	2.02	0.42
1:IQ:90:ARG:NH2	1:MC:113:TYR:CD1	2.87	0.42
1:MD:82:PRO:HD2	1:MD:85:THR:HG21	2.02	0.42
1:MH:9:LEU:CG	1:MH:10:ARG:H	2.29	0.42
1:MO:90:ARG:HA	1:MO:93:VAL:HG22	2.02	0.42
1:MV:82:PRO:HD2	1:MV:85:THR:HG21	2.02	0.42
1:MX:82:PRO:HD2	1:MX:85:THR:HG21	2.01	0.42
1:NF:42:ARG:HB3	1:NF:45:ASN:HB3	2.01	0.42
1:NJ:90:ARG:HA	1:NJ:93:VAL:HG22	2.02	0.42
1:AG:10:ARG:HH22	1:AI:15:ASP:HA	1.83	0.42
1:AT:42:ARG:HB3	1:AT:45:ASN:HB3	2.01	0.42
1:BH:82:PRO:HD2	1:BH:85:THR:HG21	2.02	0.42
1:BT:82:PRO:HD2	1:BT:85:THR:HG21	2.02	0.42
1:CK:90:ARG:HA	1:CK:93:VAL:HG22	2.02	0.42
1:CO:82:PRO:HD2	1:CO:85:THR:HG21	2.02	0.42
1:CR:7:PHE:HD1	1:CS:120:LYS:HD3	1.85	0.42
1:DC:8:LYS:HA	1:DC:19:PHE:CD1	2.55	0.42
1:DD:82:PRO:HD2	1:DD:85:THR:HG21	2.02	0.42
1:DV:75:ILE:HG23	1:DW:79:THR:HG22	2.00	0.42
1:EH:10:ARG:HD2	1:EJ:38:LEU:HD11	2.01	0.42
1:EJ:82:PRO:HD2	1:EJ:85:THR:HG21	2.01	0.42
1:EK:10:ARG:HD2	1:EM:38:LEU:HD11	2.01	0.42
1:ES:8:LYS:HA	1:ES:19:PHE:CD1	2.55	0.42
1:FF:82:PRO:HD2	1:FF:85:THR:HG21	2.02	0.42
1:FO:82:PRO:HD2	1:FO:85:THR:HG21	2.02	0.42
1:FT:8:LYS:HA	1:FT:19:PHE:CD1	2.55	0.42
1:FU:126:LEU:HA	1:FU:126:LEU:HD23	1.85	0.42
1:CK:53:ARG:NH1	1:FW:104:GLU:OE1	2.38	0.42
1:GA:10:ARG:HD2	1:GC:38:LEU:HD11	2.01	0.42
1:GD:99:SER:OG	1:GD:124:GLU:O	2.20	0.42
1:GN:35:VAL:HG22	1:GN:52:MET:HB2	2.02	0.42
1:GN:42:ARG:HB3	1:GN:45:ASN:HB3	2.01	0.42
1:GP:82:PRO:HD2	1:GP:85:THR:HG21	2.02	0.42
1:GR:82:PRO:HD2	1:GR:85:THR:HG21	2.01	0.42
1:HC:35:VAL:HG22	1:HC:52:MET:HB2	2.02	0.42
1:HC:42:ARG:HB3	1:HC:45:ASN:HB3	2.01	0.42
1:HL:9:LEU:CG	1:HL:10:ARG:H	2.29	0.42
1:ID:35:VAL:HG22	1:ID:52:MET:HB2	2.02	0.42
1:IE:8:LYS:HA	1:IE:19:PHE:CD1	2.55	0.42

Continued on next page...

Continued from previous page...

Atom-1	Atom-2	Interatomic distance (Å)	Clash overlap (Å)
1:IK:82:PRO:HD2	1:IK:85:THR:HG21	2.01	0.42
1:IL:82:PRO:HD2	1:IL:85:THR:HG21	2.02	0.42
1:IN:8:LYS:HA	1:IN:19:PHE:CD1	2.55	0.42
1:IT:8:LYS:HA	1:IT:19:PHE:CD1	2.55	0.42
1:IW:82:PRO:HD2	1:IW:85:THR:HG21	2.01	0.42
1:JC:10:ARG:NH1	1:JQ:15:ASP:OD1	2.52	0.42
1:JC:8:LYS:HA	1:JC:19:PHE:CD1	2.55	0.42
1:JK:39:PRO:CD	1:JK:49:VAL:HG12	2.47	0.42
1:JO:8:LYS:HA	1:JO:19:PHE:CD1	2.55	0.42
1:JP:75:ILE:HG23	1:JQ:79:THR:HG22	2.00	0.42
1:KD:90:ARG:HA	1:KD:93:VAL:HG22	2.02	0.42
1:KO:35:VAL:HG22	1:KO:52:MET:HB2	2.02	0.42
1:KW:80:SER:HB2	1:KX:74:VAL:CG2	2.48	0.42
1:KY:8:LYS:HA	1:KY:19:PHE:CD1	2.55	0.42
1:LU:82:PRO:HD2	1:LU:85:THR:HG21	2.02	0.42
1:IN:106:LYS:NZ	1:LZ:129:THR:O	2.52	0.42
1:MD:10:ARG:HD2	1:MF:38:LEU:HD11	2.01	0.42
1:MH:35:VAL:HG22	1:MH:52:MET:HB2	2.02	0.42
1:MG:10:ARG:HD2	1:MI:38:LEU:HD11	2.01	0.42
1:ML:90:ARG:HA	1:ML:93:VAL:HG22	2.02	0.42
1:JF:123:ILE:O	1:MR:3:PRO:HA	2.20	0.42
1:MR:90:ARG:HA	1:MR:93:VAL:HG22	2.02	0.42
1:MS:7:PHE:HD1	1:MT:120:LYS:HD3	1.85	0.42
1:MT:42:ARG:HB3	1:MT:45:ASN:HB3	2.01	0.42
1:MX:8:LYS:HA	1:MX:19:PHE:CD1	2.55	0.42
1:ND:82:PRO:HD2	1:ND:85:THR:HG21	2.01	0.42
1:NQ:10:ARG:HD2	1:NS:38:LEU:HD11	2.01	0.42
1:AE:35:VAL:HG22	1:AE:52:MET:HB2	2.02	0.42
1:AG:82:PRO:HD2	1:AG:85:THR:HG21	2.02	0.42
1:AH:9:LEU:CG	1:AH:10:ARG:H	2.29	0.42
1:AI:90:ARG:HA	1:AI:93:VAL:HG22	2.02	0.42
1:AK:35:VAL:HG22	1:AK:52:MET:HB2	2.02	0.42
1:AL:90:ARG:HA	1:AL:93:VAL:HG22	2.02	0.42
1:AR:10:ARG:NH1	1:FV:15:ASP:OD1	2.53	0.42
1:AR:90:ARG:HA	1:AR:93:VAL:HG22	2.02	0.42
1:AS:7:PHE:HD1	1:AT:120:LYS:HD3	1.85	0.42
1:AV:82:PRO:HD2	1:AV:85:THR:HG21	2.02	0.42
1:BH:80:SER:HB2	1:BI:74:VAL:CG2	2.48	0.42
1:BM:8:LYS:HA	1:BM:19:PHE:CD1	2.55	0.42
1:BP:105:VAL:HG22	1:FB:94:LEU:HD13	2.01	0.42
1:BR:35:VAL:HG22	1:BR:52:MET:HB2	2.02	0.42

Continued on next page...

Continued from previous page...

Atom-1	Atom-2	Interatomic distance (Å)	Clash overlap (Å)
1:BW:7:PHE:HD1	1:BX:120:LYS:HD3	1.85	0.42
1:BZ:7:PHE:HD1	1:CA:120:LYS:HD3	1.85	0.42
1:CC:7:PHE:HD1	1:CD:120:LYS:HD3	1.85	0.42
1:CI:82:PRO:HD2	1:CI:85:THR:HG21	2.02	0.42
1:CN:90:ARG:HA	1:CN:93:VAL:HG22	2.02	0.42
1:CQ:8:LYS:HA	1:CQ:19:PHE:CD1	2.55	0.42
1:CS:35:VAL:HG22	1:CS:52:MET:HB2	2.02	0.42
1:CW:8:LYS:HA	1:CW:19:PHE:CD1	2.55	0.42
1:DB:42:ARG:HB3	1:DB:45:ASN:HB3	2.01	0.42
1:DL:90:ARG:HA	1:DL:93:VAL:HG22	2.02	0.42
1:DM:7:PHE:HD1	1:DN:120:LYS:HD3	1.85	0.42
1:AI:116:TYR:CE1	1:DS:9:LEU:HA	2.55	0.42
1:DS:7:PHE:HD1	1:DT:120:LYS:HD3	1.85	0.42
1:DV:82:PRO:HD2	1:DV:85:THR:HG21	2.02	0.42
1:DZ:35:VAL:HG22	1:DZ:52:MET:HB2	2.02	0.42
1:EB:7:PHE:HD1	1:EC:120:LYS:HD3	1.85	0.42
1:ED:8:LYS:HA	1:ED:19:PHE:CD1	2.55	0.42
1:EE:82:PRO:HD2	1:EE:85:THR:HG21	2.02	0.42
1:EG:8:LYS:HA	1:EG:19:PHE:CD1	2.55	0.42
1:AV:114:SER:HA	1:EG:26:VAL:CG2	2.49	0.42
1:EJ:90:ARG:HA	1:EJ:93:VAL:HG22	2.02	0.42
1:EL:35:VAL:HG22	1:EL:52:MET:HB2	2.02	0.42
1:EM:90:ARG:HA	1:EM:93:VAL:HG22	2.02	0.42
1:EP:90:ARG:HA	1:EP:93:VAL:HG22	2.02	0.42
1:ET:82:PRO:HD2	1:ET:85:THR:HG21	2.02	0.42
1:FA:35:VAL:HG22	1:FA:52:MET:HB2	2.02	0.42
1:FF:80:SER:HB2	1:FG:74:VAL:CG2	2.48	0.42
1:FH:90:ARG:HA	1:FH:93:VAL:HG22	2.02	0.42
1:FJ:39:PRO:CD	1:FJ:49:VAL:HG12	2.47	0.42
1:FN:8:LYS:HA	1:FN:19:PHE:CD1	2.55	0.42
1:FW:8:LYS:HA	1:FW:19:PHE:CD1	2.55	0.42
1:FX:7:PHE:HD1	1:FY:120:LYS:HD3	1.85	0.42
1:FZ:8:LYS:HA	1:FZ:19:PHE:CD1	2.55	0.42
1:AD:83:VAL:CG1	1:GB:27:THR:HA	2.49	0.42
1:GN:9:LEU:CG	1:GN:10:ARG:H	2.29	0.42
1:GU:82:PRO:HD2	1:GU:85:THR:HG21	2.01	0.42
1:DL:106:LYS:NZ	1:GX:129:THR:O	2.52	0.42
1:HD:92:GLU:OE2	1:KP:57:LYS:NZ	2.49	0.42
1:HE:10:ARG:HD2	1:HG:38:LEU:HD11	2.01	0.42
1:HE:126:LEU:HD23	1:HE:126:LEU:HA	1.85	0.42
1:HG:82:PRO:HD2	1:HG:85:THR:HG21	2.01	0.42

Continued on next page...

Continued from previous page...

Atom-1	Atom-2	Interatomic distance (Å)	Clash overlap (Å)
1:HG:90:ARG:HA	1:HG:93:VAL:HG22	2.02	0.42
1:HS:8:LYS:HA	1:HS:19:PHE:CD1	2.55	0.42
1:HV:8:LYS:HA	1:HV:19:PHE:CD1	2.55	0.42
1:IB:82:PRO:HD2	1:IB:85:THR:HG21	2.01	0.42
1:IE:82:PRO:HD2	1:IE:85:THR:HG21	2.01	0.42
1:JB:9:LEU:CG	1:JB:10:ARG:H	2.29	0.42
1:JB:35:VAL:HG22	1:JB:52:MET:HB2	2.02	0.42
1:JF:8:LYS:HA	1:JF:19:PHE:CD1	2.55	0.42
1:JG:7:PHE:HD1	1:JH:120:LYS:HD3	1.85	0.42
1:JL:8:LYS:HA	1:JL:19:PHE:CD1	2.55	0.42
1:JM:7:PHE:HD1	1:JN:120:LYS:HD3	1.85	0.42
1:JP:7:PHE:HD1	1:JQ:120:LYS:HD3	1.85	0.42
1:JY:10:ARG:HD2	1:KA:38:LEU:HD11	2.01	0.42
1:KE:10:ARG:HD2	1:KG:38:LEU:HD11	2.01	0.42
1:KE:7:PHE:HD1	1:KF:120:LYS:HD3	1.85	0.42
1:KR:35:VAL:HG22	1:KR:52:MET:HB2	2.02	0.42
1:KT:80:SER:HB2	1:KU:74:VAL:CG2	2.48	0.42
1:IJ:26:VAL:HG21	1:KU:113:TYR:O	2.20	0.42
1:KU:42:ARG:HB3	1:KU:45:ASN:HB3	2.01	0.42
1:LC:10:ARG:HD2	1:LE:38:LEU:HD11	2.01	0.42
1:LE:82:PRO:HD2	1:LE:85:THR:HG21	2.01	0.42
1:LL:10:ARG:HD2	1:LN:38:LEU:HD11	2.01	0.42
1:LM:42:ARG:HB3	1:LM:45:ASN:HB3	2.01	0.42
1:LQ:90:ARG:HA	1:LQ:93:VAL:HG22	2.02	0.42
1:LT:8:LYS:HA	1:LT:19:PHE:CD1	2.55	0.42
1:LY:42:ARG:HB3	1:LY:45:ASN:HB3	2.01	0.42
1:LZ:8:LYS:HA	1:LZ:19:PHE:CD1	2.55	0.42
1:ME:42:ARG:HB3	1:ME:45:ASN:HB3	2.01	0.42
1:MF:82:PRO:HD2	1:MF:85:THR:HG21	2.01	0.42
1:MY:82:PRO:HD2	1:MY:85:THR:HG21	2.02	0.42
1:NS:8:LYS:HA	1:NS:19:PHE:CD1	2.55	0.42
1:KJ:125:ASP:HB2	1:NV:4:ILE:HG12	2.00	0.42
1:AD:82:PRO:HD2	1:AD:85:THR:HG21	2.02	0.42
1:AI:8:LYS:HA	1:AI:19:PHE:CD1	2.55	0.42
1:AM:10:ARG:HD2	1:AO:38:LEU:HD11	2.01	0.42
1:AM:7:PHE:HD1	1:AN:120:LYS:HD3	1.85	0.42
1:AN:35:VAL:HG22	1:AN:52:MET:HB2	2.02	0.42
1:AP:7:PHE:HD1	1:AQ:120:LYS:HD3	1.85	0.42
1:AU:90:ARG:HA	1:AU:93:VAL:HG22	2.02	0.42
1:AV:10:ARG:HH22	1:AX:15:ASP:HA	1.83	0.42
1:AY:7:PHE:HD1	1:AZ:120:LYS:HD3	1.85	0.42

Continued on next page...

Continued from previous page...

Atom-1	Atom-2	Interatomic distance (Å)	Clash overlap (Å)
1:BD:112:ALA:O	1:EP:49:VAL:HG11	2.20	0.42
1:BI:35:VAL:HG22	1:BI:52:MET:HB2	2.02	0.42
1:BN:7:PHE:HD1	1:BO:120:LYS:HD3	1.85	0.42
1:BT:126:LEU:HD23	1:BT:126:LEU:HA	1.85	0.42
1:BY:82:PRO:HD2	1:BY:85:THR:HG21	2.01	0.42
1:CG:42:ARG:HB3	1:CG:45:ASN:HB3	2.01	0.42
1:CW:59:ILE:HD12	1:GI:89:ASP:OD2	2.20	0.42
1:CX:7:PHE:HD1	1:CY:120:LYS:HD3	1.85	0.42
1:DD:80:SER:HB2	1:DE:74:VAL:CG2	2.48	0.42
1:DF:90:ARG:HA	1:DF:93:VAL:HG22	2.02	0.42
1:DG:82:PRO:HD2	1:DG:85:THR:HG21	2.02	0.42
1:DJ:82:PRO:HD2	1:DJ:85:THR:HG21	2.02	0.42
1:DQ:35:VAL:HG22	1:DQ:52:MET:HB2	2.02	0.42
1:EA:8:LYS:HA	1:EA:19:PHE:CD1	2.55	0.42
1:ED:82:PRO:HD2	1:ED:85:THR:HG21	2.01	0.42
1:EL:42:ARG:HB3	1:EL:45:ASN:HB3	2.01	0.42
1:ES:90:ARG:HA	1:ES:93:VAL:HG22	2.02	0.42
1:ET:80:SER:HB2	1:EU:74:VAL:CG2	2.48	0.42
1:EW:7:PHE:HD1	1:EX:120:LYS:HD3	1.85	0.42
1:FC:7:PHE:HD1	1:FD:120:LYS:HD3	1.85	0.42
1:FL:82:PRO:HD2	1:FL:85:THR:HG21	2.02	0.42
1:FP:35:VAL:HG22	1:FP:52:MET:HB2	2.02	0.42
1:GI:90:ARG:HA	1:GI:93:VAL:HG22	2.02	0.42
1:GJ:10:ARG:HD2	1:GL:38:LEU:HD11	2.01	0.42
1:GS:10:ARG:HD2	1:GU:38:LEU:HD11	2.01	0.42
1:GW:42:ARG:HB3	1:GW:45:ASN:HB3	2.01	0.42
1:GV:75:ILE:HG23	1:GW:79:THR:HG22	2.00	0.42
1:HB:10:ARG:HD2	1:HD:38:LEU:HD11	2.01	0.42
1:HD:90:ARG:HA	1:HD:93:VAL:HG22	2.02	0.42
1:HH:10:ARG:HH22	1:HJ:15:ASP:HA	1.83	0.42
1:HK:7:PHE:HD1	1:HL:120:LYS:HD3	1.85	0.42
1:HP:8:LYS:HA	1:HP:19:PHE:CD1	2.55	0.42
1:HP:90:ARG:HA	1:HP:93:VAL:HG22	2.02	0.42
1:HR:35:VAL:HG22	1:HR:52:MET:HB2	2.02	0.42
1:HU:35:VAL:HG22	1:HU:52:MET:HB2	2.02	0.42
1:HU:42:ARG:HB3	1:HU:45:ASN:HB3	2.01	0.42
1:HW:10:ARG:HD2	1:HY:38:LEU:HD11	2.01	0.42
1:HW:82:PRO:HD2	1:HW:85:THR:HG21	2.02	0.42
1:HY:8:LYS:HA	1:HY:19:PHE:CD1	2.55	0.42
1:IB:90:ARG:HA	1:IB:93:VAL:HG22	2.02	0.42
1:IE:90:ARG:HA	1:IE:93:VAL:HG22	2.02	0.42

Continued on next page...

Continued from previous page...

Atom-1	Atom-2	Interatomic distance (Å)	Clash overlap (Å)
1:IH:8:LYS:HA	1:IH:19:PHE:CD1	2.55	0.42
1:II:10:ARG:HD2	1:IK:38:LEU:HD11	2.01	0.42
1:IU:80:SER:HB2	1:IV:74:VAL:CG2	2.48	0.42
1:IW:8:LYS:HA	1:IW:19:PHE:CD1	2.55	0.42
1:IX:7:PHE:HD1	1:IY:120:LYS:HD3	1.85	0.42
1:JA:126:LEU:HA	1:JA:126:LEU:HD23	1.85	0.42
1:JA:7:PHE:HD1	1:JB:120:LYS:HD3	1.85	0.42
1:JD:7:PHE:HD1	1:JE:120:LYS:HD3	1.85	0.42
1:JG:82:PRO:HD2	1:JG:85:THR:HG21	2.02	0.42
1:JI:8:LYS:HA	1:JI:19:PHE:CD1	2.55	0.42
1:JI:90:ARG:HA	1:JI:93:VAL:HG22	2.02	0.42
1:JM:82:PRO:HD2	1:JM:85:THR:HG21	2.02	0.42
1:JP:42:ARG:HB3	1:JP:45:ASN:HB3	2.02	0.42
1:JU:82:PRO:HD2	1:JU:85:THR:HG21	2.01	0.42
1:JY:42:ARG:HB3	1:JY:45:ASN:HB3	2.02	0.42
1:JY:82:PRO:HD2	1:JY:85:THR:HG21	2.02	0.42
1:JZ:9:LEU:CG	1:JZ:10:ARG:H	2.29	0.42
1:KJ:90:ARG:HA	1:KJ:93:VAL:HG22	2.02	0.42
1:KK:7:PHE:HD1	1:KL:120:LYS:HD3	1.85	0.42
1:KN:10:ARG:HD2	1:KP:38:LEU:HD11	2.01	0.42
1:KW:42:ARG:HB3	1:KW:45:ASN:HB3	2.02	0.42
1:IP:26:VAL:HG21	1:LA:113:TYR:O	2.20	0.42
1:LC:82:PRO:HD2	1:LC:85:THR:HG21	2.02	0.42
1:LE:8:LYS:HA	1:LE:19:PHE:CD1	2.55	0.42
1:LH:90:ARG:HA	1:LH:93:VAL:HG22	2.02	0.42
1:LI:80:SER:HB2	1:LJ:74:VAL:CG2	2.48	0.42
1:LI:82:PRO:HD2	1:LI:85:THR:HG21	2.02	0.42
1:LR:99:SER:OG	1:LR:124:GLU:O	2.20	0.42
1:LR:42:ARG:HB3	1:LR:45:ASN:HB3	2.02	0.42
1:LU:42:ARG:HB3	1:LU:45:ASN:HB3	2.02	0.42
1:LV:35:VAL:HG22	1:LV:52:MET:HB2	2.02	0.42
1:MJ:7:PHE:HD1	1:MK:120:LYS:HD3	1.85	0.42
1:IZ:49:VAL:HG11	1:ML:112:ALA:O	2.20	0.42
1:MO:8:LYS:HA	1:MO:19:PHE:CD1	2.55	0.42
1:MV:75:ILE:HG23	1:MW:79:THR:HG22	2.00	0.42
1:MY:7:PHE:HD1	1:MZ:120:LYS:HD3	1.85	0.42
1:NA:8:LYS:HA	1:NA:19:PHE:CD1	2.55	0.42
1:NE:7:PHE:HD1	1:NF:120:LYS:HD3	1.85	0.42
1:NG:82:PRO:HD2	1:NG:85:THR:HG21	2.01	0.42
1:NH:42:ARG:HB3	1:NH:45:ASN:HB3	2.02	0.42
1:NP:82:PRO:HD2	1:NP:85:THR:HG21	2.01	0.42

Continued on next page...

Continued from previous page...

Atom-1	Atom-2	Interatomic distance (Å)	Clash overlap (Å)
1:NV:90:ARG:HA	1:NV:93:VAL:HG22	2.02	0.42
1:AC:8:LYS:HA	1:AC:19:PHE:CD1	2.55	0.42
1:AC:73:ILE:HG23	1:DO:81:PHE:CD1	2.54	0.42
1:AE:42:ARG:HB3	1:AE:45:ASN:HB3	2.01	0.42
1:AG:7:PHE:HD1	1:AH:120:LYS:HD3	1.85	0.42
1:AJ:7:PHE:HD1	1:AK:120:LYS:HD3	1.85	0.42
1:AN:9:LEU:CG	1:AN:10:ARG:H	2.29	0.42
1:AV:7:PHE:HD1	1:AW:120:LYS:HD3	1.85	0.42
1:AY:38:LEU:HD22	1:EX:10:ARG:HH11	1.84	0.42
1:BJ:8:LYS:HA	1:BJ:19:PHE:CD1	2.55	0.42
1:BT:42:ARG:HB3	1:BT:45:ASN:HB3	2.02	0.42
1:BT:7:PHE:HD1	1:BU:120:LYS:HD3	1.85	0.42
1:BW:82:PRO:HD2	1:BW:85:THR:HG21	2.02	0.42
1:BZ:126:LEU:HD23	1:BZ:126:LEU:HA	1.85	0.42
1:CA:35:VAL:HG22	1:CA:52:MET:HB2	2.02	0.42
1:CC:82:PRO:HD2	1:CC:85:THR:HG21	2.02	0.42
1:CD:9:LEU:CG	1:CD:10:ARG:H	2.29	0.42
1:CC:10:ARG:HH22	1:CE:15:ASP:HA	1.83	0.42
1:CJ:42:ARG:HB3	1:CJ:45:ASN:HB3	2.01	0.42
1:CP:42:ARG:HB3	1:CP:45:ASN:HB3	2.01	0.42
1:CT:8:LYS:HB2	1:GF:119:ASP:O	2.20	0.42
1:CW:82:PRO:HD2	1:CW:85:THR:HG21	2.01	0.42
1:CX:42:ARG:HB3	1:CX:45:ASN:HB3	2.02	0.42
1:DG:42:ARG:HB3	1:DG:45:ASN:HB3	2.02	0.42
1:DK:42:ARG:HB3	1:DK:45:ASN:HB3	2.01	0.42
1:DU:8:LYS:HA	1:DU:19:PHE:CD1	2.55	0.42
1:DV:126:LEU:HA	1:DV:126:LEU:HD23	1.85	0.42
1:EE:10:ARG:HD2	1:EG:38:LEU:HD11	2.01	0.42
1:EH:42:ARG:HB3	1:EH:45:ASN:HB3	2.02	0.42
1:EM:8:LYS:HA	1:EM:19:PHE:CD1	2.55	0.42
1:ET:10:ARG:HD2	1:EV:38:LEU:HD11	2.01	0.42
1:EW:42:ARG:HB3	1:EW:45:ASN:HB3	2.02	0.42
1:FB:8:LYS:HA	1:FB:19:PHE:CD1	2.55	0.42
1:BY:106:LYS:NZ	1:FK:129:THR:O	2.53	0.42
1:CB:96:GLN:OE1	1:FN:21:LEU:HD13	2.20	0.42
1:FP:42:ARG:HB3	1:FP:45:ASN:HB3	2.01	0.42
1:FW:82:PRO:HD2	1:FW:85:THR:HG21	2.01	0.42
1:FW:90:ARG:HA	1:FW:93:VAL:HG22	2.02	0.42
1:FZ:82:PRO:HD2	1:FZ:85:THR:HG21	2.01	0.42
1:GA:7:PHE:HD1	1:GB:120:LYS:HD3	1.85	0.42
1:GC:8:LYS:HA	1:GC:19:PHE:CD1	2.55	0.42

Continued on next page...

Continued from previous page...

Atom-1	Atom-2	Interatomic distance (Å)	Clash overlap (Å)
1:GD:82:PRO:HD2	1:GD:85:THR:HG21	2.02	0.42
1:GG:80:SER:HB2	1:GH:74:VAL:CG2	2.48	0.42
1:GS:42:ARG:HB3	1:GS:45:ASN:HB3	2.02	0.42
1:GV:7:PHE:HD1	1:GW:120:LYS:HD3	1.85	0.42
1:GX:82:PRO:HD2	1:GX:85:THR:HG21	2.01	0.42
1:GZ:35:VAL:HG22	1:GZ:52:MET:HB2	2.02	0.42
1:HB:42:ARG:HB3	1:HB:45:ASN:HB3	2.02	0.42
1:HE:83:VAL:CG1	1:NC:27:THR:HG22	2.50	0.42
1:HG:8:LYS:HA	1:HG:19:PHE:CD1	2.55	0.42
1:HJ:90:ARG:HA	1:HJ:93:VAL:HG22	2.02	0.42
1:HQ:82:PRO:HD2	1:HQ:85:THR:HG21	2.02	0.42
1:HV:82:PRO:HD2	1:HV:85:THR:HG21	2.01	0.42
1:HX:42:ARG:HB3	1:HX:45:ASN:HB3	2.01	0.42
1:II:82:PRO:HD2	1:II:85:THR:HG21	2.02	0.42
1:II:7:PHE:HD1	1:IJ:120:LYS:HD3	1.85	0.42
1:IQ:8:LYS:HA	1:IQ:19:PHE:CD1	2.55	0.42
1:IQ:90:ARG:HA	1:IQ:93:VAL:HG22	2.02	0.42
1:IS:35:VAL:HG22	1:IS:52:MET:HB2	2.02	0.42
1:JA:10:ARG:HD2	1:JC:38:LEU:HD11	2.01	0.42
1:JB:42:ARG:HB3	1:JB:45:ASN:HB3	2.01	0.42
1:JC:82:PRO:HD2	1:JC:85:THR:HG21	2.01	0.42
1:KD:119:ASP:O	1:NP:8:LYS:HB2	2.19	0.42
1:KW:82:PRO:HD2	1:KW:85:THR:HG21	2.02	0.42
1:LB:90:ARG:HA	1:LB:93:VAL:HG22	2.02	0.42
1:LF:80:SER:HB2	1:LG:74:VAL:CG2	2.48	0.42
1:LF:7:PHE:HD1	1:LG:120:LYS:HD3	1.85	0.42
1:LH:8:LYS:HA	1:LH:19:PHE:CD1	2.55	0.42
1:LJ:35:VAL:HG22	1:LJ:52:MET:HB2	2.02	0.42
1:MF:8:LYS:HA	1:MF:19:PHE:CD1	2.55	0.42
1:MI:90:ARG:HA	1:MI:93:VAL:HG22	2.02	0.42
1:ML:8:LYS:HA	1:ML:19:PHE:CD1	2.55	0.42
1:JC:8:LYS:HB2	1:MO:119:ASP:O	2.20	0.42
1:MQ:35:VAL:HG22	1:MQ:52:MET:HB2	2.02	0.42
1:MR:82:PRO:HD2	1:MR:85:THR:HG21	2.01	0.42
1:NI:35:VAL:HG22	1:NI:52:MET:HB2	2.02	0.42
1:JB:15:ASP:OD1	1:NJ:10:ARG:NH1	2.53	0.42
1:NJ:8:LYS:HA	1:NJ:19:PHE:CD1	2.55	0.42
1:NT:7:PHE:HD1	1:NU:120:LYS:HD3	1.85	0.42
1:AD:42:ARG:HB3	1:AD:45:ASN:HB3	2.02	0.42
1:AG:42:ARG:HB3	1:AG:45:ASN:HB3	2.02	0.42
1:AP:10:ARG:HH22	1:AR:15:ASP:HA	1.83	0.42

Continued on next page...

Continued from previous page...

Atom-1	Atom-2	Interatomic distance (Å)	Clash overlap (Å)
1:AR:82:PRO:HD2	1:AR:85:THR:HG21	2.01	0.42
1:BB:42:ARG:HB3	1:BB:45:ASN:HB3	2.02	0.42
1:BC:35:VAL:HG22	1:BC:52:MET:HB2	2.02	0.42
1:BE:7:PHE:HD1	1:BF:120:LYS:HD3	1.85	0.42
1:BJ:82:PRO:HD2	1:BJ:85:THR:HG21	2.01	0.42
1:BC:10:ARG:HH11	1:BQ:38:LEU:HB2	1.85	0.42
1:BS:112:ALA:O	1:FE:49:VAL:CG1	2.61	0.42
1:BY:8:LYS:HA	1:BY:19:PHE:CD1	2.55	0.42
1:BZ:42:ARG:HB3	1:BZ:45:ASN:HB3	2.02	0.42
1:CI:42:ARG:HB3	1:CI:45:ASN:HB3	2.02	0.42
1:CL:57:LYS:NZ	1:CM:92:GLU:OE1	2.48	0.42
1:CP:35:VAL:HG22	1:CP:52:MET:HB2	2.02	0.42
1:CR:10:ARG:HD2	1:CT:38:LEU:HD11	2.01	0.42
1:CU:126:LEU:HD23	1:CU:126:LEU:HA	1.85	0.42
1:DC:82:PRO:HD2	1:DC:85:THR:HG21	2.01	0.42
1:DM:42:ARG:HB3	1:DM:45:ASN:HB3	2.02	0.42
1:DQ:42:ARG:HB3	1:DQ:45:ASN:HB3	2.01	0.42
1:BX:15:ASP:OD1	1:DR:10:ARG:NH1	2.53	0.42
1:DT:35:VAL:HG22	1:DT:52:MET:HB2	2.02	0.42
1:DT:42:ARG:HB3	1:DT:45:ASN:HB3	2.01	0.42
1:DX:8:LYS:HA	1:DX:19:PHE:CD1	2.55	0.42
1:DY:7:PHE:HD1	1:DZ:120:LYS:HD3	1.85	0.42
1:ED:90:ARG:HA	1:ED:93:VAL:HG22	2.02	0.42
1:EJ:8:LYS:HA	1:EJ:19:PHE:CD1	2.55	0.42
1:EO:66:ALA:HB1	1:FJ:66:ALA:CB	2.50	0.42
1:EU:35:VAL:HG22	1:EU:52:MET:HB2	2.02	0.42
1:EZ:80:SER:HB2	1:FA:74:VAL:CG2	2.48	0.42
1:EZ:82:PRO:HD2	1:EZ:85:THR:HG21	2.02	0.42
1:FC:82:PRO:HD2	1:FC:85:THR:HG21	2.02	0.42
1:FF:10:ARG:HD2	1:FH:38:LEU:HD11	2.01	0.42
1:FJ:35:VAL:HG22	1:FJ:52:MET:HB2	2.02	0.42
1:FZ:90:ARG:HA	1:FZ:93:VAL:HG22	2.02	0.42
1:CN:105:VAL:HG22	1:FZ:94:LEU:CD1	2.49	0.42
1:GG:7:PHE:HD1	1:GH:120:LYS:HD3	1.85	0.42
1:GL:82:PRO:HD2	1:GL:85:THR:HG21	2.01	0.42
1:GO:8:LYS:HA	1:GO:19:PHE:CD1	2.55	0.42
1:GS:80:SER:HB2	1:GT:74:VAL:CG2	2.48	0.42
1:DI:53:ARG:NH1	1:GU:104:GLU:OE1	2.40	0.42
1:GW:35:VAL:HG22	1:GW:52:MET:HB2	2.02	0.42
1:GX:90:ARG:HA	1:GX:93:VAL:HG22	2.02	0.42
1:HA:8:LYS:HA	1:HA:19:PHE:CD1	2.55	0.42

Continued on next page...

Continued from previous page...

Atom-1	Atom-2	Interatomic distance (Å)	Clash overlap (Å)
1:HI:39:PRO:CD	1:HI:49:VAL:HG12	2.47	0.42
1:HM:82:PRO:HD2	1:HM:85:THR:HG21	2.01	0.42
1:HS:90:ARG:HA	1:HS:93:VAL:HG22	2.02	0.42
1:HT:7:PHE:HD1	1:HU:120:LYS:HD3	1.85	0.42
1:IF:7:PHE:HD1	1:IG:120:LYS:HD3	1.85	0.42
1:IH:90:ARG:HA	1:IH:93:VAL:HG22	2.02	0.42
1:IL:42:ARG:HB3	1:IL:45:ASN:HB3	2.02	0.42
1:IX:10:ARG:HD2	1:IZ:38:LEU:HD11	2.01	0.42
1:JH:42:ARG:HB3	1:JH:45:ASN:HB3	2.01	0.42
1:JG:10:ARG:HH22	1:JI:15:ASP:HA	1.83	0.42
1:JJ:80:SER:HB2	1:JK:74:VAL:CG2	2.48	0.42
1:KC:42:ARG:HB3	1:KC:45:ASN:HB3	2.01	0.42
1:KF:42:ARG:HB3	1:KF:45:ASN:HB3	2.01	0.42
1:KG:90:ARG:HA	1:KG:93:VAL:HG22	2.02	0.42
1:KL:42:ARG:HB3	1:KL:45:ASN:HB3	2.01	0.42
1:KN:82:PRO:HD2	1:KN:85:THR:HG21	2.02	0.42
1:KP:90:ARG:HA	1:KP:93:VAL:HG22	2.02	0.42
1:KS:8:LYS:HA	1:KS:19:PHE:CD1	2.55	0.42
1:KV:8:LYS:HA	1:KV:19:PHE:CD1	2.55	0.42
1:LL:42:ARG:HB3	1:LL:45:ASN:HB3	2.02	0.42
1:LN:90:ARG:HA	1:LN:93:VAL:HG22	2.02	0.42
1:LQ:82:PRO:HD2	1:LQ:85:THR:HG21	2.01	0.42
1:LU:10:ARG:HD2	1:LW:38:LEU:HD11	2.01	0.42
1:LX:7:PHE:HD1	1:LY:120:LYS:HD3	1.85	0.42
1:HT:83:VAL:CG1	1:MB:27:THR:HA	2.50	0.42
1:MB:35:VAL:HG22	1:MB:52:MET:HB2	2.02	0.42
1:MG:82:PRO:HD2	1:MG:85:THR:HG21	2.02	0.42
1:ML:82:PRO:HD2	1:ML:85:THR:HG21	2.01	0.42
1:MM:82:PRO:HD2	1:MM:85:THR:HG21	2.02	0.42
1:MS:10:ARG:HD2	1:MU:38:LEU:HD11	2.01	0.42
1:MS:42:ARG:HB3	1:MS:45:ASN:HB3	2.02	0.42
1:MU:82:PRO:HD2	1:MU:85:THR:HG21	2.01	0.42
1:NA:90:ARG:HA	1:NA:93:VAL:HG22	2.02	0.42
1:NE:42:ARG:HB3	1:NE:45:ASN:HB3	2.02	0.42
1:NM:82:PRO:HD2	1:NM:85:THR:HG21	2.01	0.42
1:NO:42:ARG:HB3	1:NO:45:ASN:HB3	2.01	0.42
1:NP:8:LYS:HA	1:NP:19:PHE:CD1	2.55	0.42
1:NT:10:ARG:HD2	1:NV:38:LEU:HD11	2.01	0.42
1:AD:7:PHE:HD1	1:AE:120:LYS:HD3	1.85	0.41
1:AY:10:ARG:HD2	1:BA:38:LEU:HD11	2.01	0.41
1:AZ:35:VAL:HG22	1:AZ:52:MET:HB2	2.02	0.41

Continued on next page...

Continued from previous page...

Atom-1	Atom-2	Interatomic distance (Å)	Clash overlap (Å)
1:BC:9:LEU:CG	1:BC:10:ARG:H	2.29	0.41
1:BD:113:TYR:CD1	1:EP:90:ARG:NH2	2.88	0.41
1:BH:7:PHE:HD1	1:BI:120:LYS:HD3	1.85	0.41
1:BK:82:PRO:HD2	1:BK:85:THR:HG21	2.02	0.41
1:BR:42:ARG:HB3	1:BR:45:ASN:HB3	2.01	0.41
1:BV:8:LYS:HA	1:BV:19:PHE:CD1	2.55	0.41
1:BZ:80:SER:HB2	1:CA:74:VAL:CG2	2.48	0.41
1:CH:106:LYS:NZ	1:FT:129:THR:O	2.53	0.41
1:CU:82:PRO:HD2	1:CU:85:THR:HG21	2.02	0.41
1:CZ:8:LYS:HA	1:CZ:19:PHE:CD1	2.55	0.41
1:DD:10:ARG:HH22	1:DF:15:ASP:HA	1.83	0.41
1:DL:8:LYS:HA	1:DL:19:PHE:CD1	2.55	0.41
1:DM:82:PRO:HD2	1:DM:85:THR:HG21	2.02	0.41
1:DP:10:ARG:HD2	1:DR:38:LEU:HD11	2.01	0.41
1:DP:7:PHE:HD1	1:DQ:120:LYS:HD3	1.85	0.41
1:DY:126:LEU:HD23	1:DY:126:LEU:HA	1.85	0.41
1:DZ:42:ARG:HB3	1:DZ:45:ASN:HB3	2.01	0.41
1:EN:80:SER:HB2	1:EO:74:VAL:CG2	2.48	0.41
1:EN:7:PHE:HD1	1:EO:120:LYS:HD3	1.85	0.41
1:BJ:94:LEU:HD23	1:EV:75:ILE:HD12	2.02	0.41
1:FI:7:PHE:HD1	1:FJ:120:LYS:HD3	1.85	0.41
1:FL:10:ARG:HH22	1:FN:15:ASP:HA	1.83	0.41
1:FR:15:ASP:OD1	1:GQ:10:ARG:NH2	2.53	0.41
1:FU:7:PHE:HD1	1:FV:120:LYS:HD3	1.85	0.41
1:GB:35:VAL:HG22	1:GB:52:MET:HB2	2.02	0.41
1:GC:82:PRO:HD2	1:GC:85:THR:HG21	2.01	0.41
1:GG:82:PRO:HD2	1:GG:85:THR:HG21	2.02	0.41
1:GH:35:VAL:HG22	1:GH:52:MET:HB2	2.02	0.41
1:CW:92:GLU:CD	1:GI:57:LYS:HZ3	2.23	0.41
1:GI:8:LYS:HA	1:GI:19:PHE:CD1	2.55	0.41
1:GJ:42:ARG:HB3	1:GJ:45:ASN:HB3	2.02	0.41
1:GJ:10:ARG:HH22	1:GL:15:ASP:HA	1.83	0.41
1:GR:8:LYS:HA	1:GR:19:PHE:CD1	2.55	0.41
1:HA:90:ARG:HA	1:HA:93:VAL:HG22	2.02	0.41
1:HB:10:ARG:HH22	1:HD:15:ASP:HA	1.83	0.41
1:HF:39:PRO:CD	1:HF:49:VAL:HG12	2.47	0.41
1:HH:42:ARG:HB3	1:HH:45:ASN:HB3	2.02	0.41
1:HL:35:VAL:HG22	1:HL:52:MET:HB2	2.02	0.41
1:HS:10:ARG:NH1	1:LY:15:ASP:OD1	2.53	0.41
1:HV:90:ARG:HA	1:HV:93:VAL:HG22	2.02	0.41
1:HX:35:VAL:HG22	1:HX:52:MET:HB2	2.02	0.41

Continued on next page...

Continued from previous page...

Atom-1	Atom-2	Interatomic distance (Å)	Clash overlap (Å)
1:IG:42:ARG:HB3	1:IG:45:ASN:HB3	2.01	0.41
1:IS:42:ARG:HB3	1:IS:45:ASN:HB3	2.01	0.41
1:IX:82:PRO:HD2	1:IX:85:THR:HG21	2.02	0.41
1:IZ:90:ARG:HA	1:IZ:93:VAL:HG22	2.02	0.41
1:JC:90:ARG:HA	1:JC:93:VAL:HG22	2.02	0.41
1:JE:35:VAL:HG22	1:JE:52:MET:HB2	2.02	0.41
1:JH:35:VAL:HG22	1:JH:52:MET:HB2	2.02	0.41
1:JS:10:ARG:HD2	1:JU:38:LEU:HD11	2.01	0.41
1:JT:35:VAL:HG22	1:JT:52:MET:HB2	2.02	0.41
1:KB:7:PHE:HD1	1:KC:120:LYS:HD3	1.85	0.41
1:KD:8:LYS:HA	1:KD:19:PHE:CD1	2.55	0.41
1:KG:8:LYS:HA	1:KG:19:PHE:CD1	2.55	0.41
1:KH:82:PRO:HD2	1:KH:85:THR:HG21	2.02	0.41
1:KM:82:PRO:HD2	1:KM:85:THR:HG21	2.01	0.41
1:KT:42:ARG:HB3	1:KT:45:ASN:HB3	2.02	0.41
1:KT:7:PHE:HD1	1:KU:120:LYS:HD3	1.85	0.41
1:KV:90:ARG:HA	1:KV:93:VAL:HG22	2.02	0.41
1:KX:35:VAL:HG22	1:KX:52:MET:HB2	2.02	0.41
1:KZ:82:PRO:HD2	1:KZ:85:THR:HG21	2.02	0.41
1:LC:7:PHE:HD1	1:LD:120:LYS:HD3	1.85	0.41
1:HS:112:ALA:O	1:LE:49:VAL:HG11	2.19	0.41
1:LG:42:ARG:HB3	1:LG:45:ASN:HB3	2.01	0.41
1:LK:8:LYS:HA	1:LK:19:PHE:CD1	2.55	0.41
1:LB:49:VAL:HG11	1:LN:112:ALA:O	2.20	0.41
1:LO:10:ARG:HD2	1:LQ:38:LEU:HD11	2.01	0.41
1:LQ:8:LYS:HA	1:LQ:19:PHE:CD1	2.55	0.41
1:LS:39:PRO:CD	1:LS:49:VAL:HG12	2.47	0.41
1:LT:82:PRO:HD2	1:LT:85:THR:HG21	2.01	0.41
1:MD:10:ARG:HH22	1:MF:15:ASP:HA	1.83	0.41
1:MI:8:LYS:HA	1:MI:19:PHE:CD1	2.55	0.41
1:MT:35:VAL:HG22	1:MT:52:MET:HB2	2.02	0.41
1:KX:10:ARG:HH11	1:MV:38:LEU:HB2	1.84	0.41
1:MW:35:VAL:HG22	1:MW:52:MET:HB2	2.02	0.41
1:JO:90:ARG:NH2	1:NA:113:TYR:CG	2.88	0.41
1:JR:90:ARG:NH2	1:ND:113:TYR:CG	2.88	0.41
1:NH:82:PRO:HD2	1:NH:85:THR:HG21	2.02	0.41
1:NV:8:LYS:HA	1:NV:19:PHE:CD1	2.55	0.41
1:AB:35:VAL:HG22	1:AB:52:MET:HB2	2.02	0.41
1:AF:8:LYS:HA	1:AF:19:PHE:CD1	2.55	0.41
1:AF:82:PRO:HD2	1:AF:85:THR:HG21	2.01	0.41
1:AM:42:ARG:HB3	1:AM:45:ASN:HB3	2.02	0.41

Continued on next page...

Continued from previous page...

Atom-1	Atom-2	Interatomic distance (Å)	Clash overlap (Å)
1:AP:10:ARG:HD2	1:AR:38:LEU:HD11	2.01	0.41
1:AR:8:LYS:HA	1:AR:19:PHE:CD1	2.55	0.41
1:AV:99:SER:OG	1:AV:124:GLU:O	2.20	0.41
1:BE:42:ARG:HB3	1:BE:45:ASN:HB3	2.02	0.41
1:BN:82:PRO:HD2	1:BN:85:THR:HG21	2.02	0.41
1:BP:8:LYS:HA	1:BP:19:PHE:CD1	2.55	0.41
1:BU:35:VAL:HG22	1:BU:52:MET:HB2	2.02	0.41
1:CA:42:ARG:HB3	1:CA:45:ASN:HB3	2.01	0.41
1:CB:90:ARG:HA	1:CB:93:VAL:HG22	2.02	0.41
1:CJ:35:VAL:HG22	1:CJ:52:MET:HB2	2.02	0.41
1:CL:10:ARG:HD2	1:CN:38:LEU:HD11	2.01	0.41
1:CU:10:ARG:HD2	1:CW:38:LEU:HD11	2.01	0.41
1:CU:7:PHE:HD1	1:CV:120:LYS:HD3	1.85	0.41
1:CV:42:ARG:HB3	1:CV:45:ASN:HB3	2.01	0.41
1:DD:10:ARG:HD2	1:DF:38:LEU:HD11	2.01	0.41
1:DH:39:PRO:CD	1:DH:49:VAL:HG12	2.47	0.41
1:DN:35:VAL:HG22	1:DN:52:MET:HB2	2.02	0.41
1:AL:90:ARG:NH2	1:DX:113:TYR:CG	2.88	0.41
1:EE:42:ARG:HB3	1:EE:45:ASN:HB3	2.02	0.41
1:EK:7:PHE:HD1	1:EL:120:LYS:HD3	1.85	0.41
1:EP:8:LYS:HA	1:EP:19:PHE:CD1	2.55	0.41
1:EQ:42:ARG:HB3	1:EQ:45:ASN:HB3	2.02	0.41
1:EX:35:VAL:HG22	1:EX:52:MET:HB2	2.02	0.41
1:EX:42:ARG:HB3	1:EX:45:ASN:HB3	2.01	0.41
1:EY:90:ARG:HA	1:EY:93:VAL:HG22	2.02	0.41
1:FB:82:PRO:HD2	1:FB:85:THR:HG21	2.01	0.41
1:FE:8:LYS:HA	1:FE:19:PHE:CD1	2.55	0.41
1:FI:80:SER:HB2	1:FJ:74:VAL:CG2	2.48	0.41
1:FI:82:PRO:HD2	1:FI:85:THR:HG21	2.02	0.41
1:FK:82:PRO:HD2	1:FK:85:THR:HG21	2.01	0.41
1:FL:10:ARG:HD2	1:FN:38:LEU:HD11	2.01	0.41
1:FO:7:PHE:HD1	1:FP:120:LYS:HD3	1.85	0.41
1:FR:42:ARG:HB3	1:FR:45:ASN:HB3	2.02	0.41
1:FS:35:VAL:HG22	1:FS:52:MET:HB2	2.02	0.41
1:FX:75:ILE:HG23	1:FY:79:THR:HG22	2.00	0.41
1:GD:80:SER:HB2	1:GE:74:VAL:CG2	2.48	0.41
1:CG:10:ARG:NH1	1:GM:38:LEU:HB2	2.34	0.41
1:GR:90:ARG:HA	1:GR:93:VAL:HG22	2.02	0.41
1:HE:82:PRO:HD2	1:HE:85:THR:HG21	2.02	0.41
1:HK:42:ARG:HB3	1:HK:45:ASN:HB3	2.02	0.41
1:ID:9:LEU:CG	1:ID:10:ARG:H	2.29	0.41

Continued on next page...

Continued from previous page...

Atom-1	Atom-2	Interatomic distance (Å)	Clash overlap (Å)
1:JA:42:ARG:HB3	1:JA:45:ASN:HB3	2.02	0.41
1:JF:17:THR:HG21	1:MR:117:VAL:HG11	2.01	0.41
1:JF:34:ILE:HD11	1:MR:111:LEU:CD2	2.50	0.41
1:JL:10:ARG:HH21	1:KF:38:LEU:CD2	2.31	0.41
1:JO:90:ARG:HA	1:JO:93:VAL:HG22	2.02	0.41
1:JR:82:PRO:HD2	1:JR:85:THR:HG21	2.01	0.41
1:JU:8:LYS:HA	1:JU:19:PHE:CD1	2.55	0.41
1:JU:90:ARG:HA	1:JU:93:VAL:HG22	2.02	0.41
1:JZ:15:ASP:OD1	1:KD:10:ARG:NH1	2.53	0.41
1:JZ:35:VAL:HG22	1:JZ:52:MET:HB2	2.02	0.41
1:KC:35:VAL:HG22	1:KC:52:MET:HB2	2.02	0.41
1:JK:113:TYR:O	1:KF:26:VAL:HG21	2.19	0.41
1:KJ:8:LYS:HA	1:KJ:19:PHE:CD1	2.55	0.41
1:KP:82:PRO:HD2	1:KP:85:THR:HG21	2.01	0.41
1:KP:8:LYS:HA	1:KP:19:PHE:CD1	2.55	0.41
1:IJ:66:ALA:HB1	1:KU:66:ALA:CB	2.50	0.41
1:KV:82:PRO:HD2	1:KV:85:THR:HG21	2.01	0.41
1:KZ:42:ARG:HB3	1:KZ:45:ASN:HB3	2.02	0.41
1:LA:35:VAL:HG22	1:LA:52:MET:HB2	2.02	0.41
1:LE:90:ARG:HA	1:LE:93:VAL:HG22	2.02	0.41
1:LG:39:PRO:CD	1:LG:49:VAL:HG12	2.47	0.41
1:LL:7:PHE:HD1	1:LM:120:LYS:HD3	1.85	0.41
1:LM:35:VAL:HG22	1:LM:52:MET:HB2	2.02	0.41
1:LN:8:LYS:HA	1:LN:19:PHE:CD1	2.55	0.41
1:MD:7:PHE:HD1	1:ME:120:LYS:HD3	1.85	0.41
1:MG:42:ARG:HB3	1:MG:45:ASN:HB3	2.02	0.41
1:MG:7:PHE:HD1	1:MH:120:LYS:HD3	1.85	0.41
1:MJ:42:ARG:HB3	1:MJ:45:ASN:HB3	2.02	0.41
1:MN:35:VAL:HG22	1:MN:52:MET:HB2	2.02	0.41
1:JF:94:LEU:HD13	1:MR:105:VAL:HG22	2.01	0.41
1:ND:8:LYS:HA	1:ND:19:PHE:CD1	2.55	0.41
1:NE:82:PRO:HD2	1:NE:85:THR:HG21	2.02	0.41
1:NH:7:PHE:HD1	1:NI:120:LYS:HD3	1.85	0.41
1:NJ:82:PRO:HD2	1:NJ:85:THR:HG21	2.01	0.41
1:NN:42:ARG:HB3	1:NN:45:ASN:HB3	2.02	0.41
1:AB:42:ARG:HB3	1:AB:45:ASN:HB3	2.01	0.41
1:AH:35:VAL:HG22	1:AH:52:MET:HB2	2.02	0.41
1:AS:42:ARG:HB3	1:AS:45:ASN:HB3	2.02	0.41
1:AU:82:PRO:HD2	1:AU:85:THR:HG21	2.01	0.41
1:BG:82:PRO:HD2	1:BG:85:THR:HG21	2.01	0.41
1:BS:82:PRO:HD2	1:BS:85:THR:HG21	2.01	0.41

Continued on next page...

Continued from previous page...

Atom-1	Atom-2	Interatomic distance (Å)	Clash overlap (Å)
1:BT:10:ARG:HD2	1:BV:38:LEU:HD11	2.01	0.41
1:BV:82:PRO:HD2	1:BV:85:THR:HG21	2.01	0.41
1:BV:90:ARG:HA	1:BV:93:VAL:HG22	2.02	0.41
1:CQ:90:ARG:HA	1:CQ:93:VAL:HG22	2.02	0.41
1:CR:42:ARG:HB3	1:CR:45:ASN:HB3	2.02	0.41
1:DA:10:ARG:HD2	1:DC:38:LEU:HD11	2.01	0.41
1:DC:90:ARG:HA	1:DC:93:VAL:HG22	2.02	0.41
1:DE:35:VAL:HG22	1:DE:52:MET:HB2	2.02	0.41
1:DF:8:LYS:HA	1:DF:19:PHE:CD1	2.55	0.41
1:CV:10:ARG:HH11	1:DG:38:LEU:HB2	1.85	0.41
1:DJ:10:ARG:HD2	1:DL:38:LEU:HD11	2.01	0.41
1:DO:90:ARG:HA	1:DO:93:VAL:HG22	2.02	0.41
1:DV:80:SER:HB2	1:DW:74:VAL:CG2	2.48	0.41
1:DV:10:ARG:HD2	1:DX:38:LEU:HD11	2.01	0.41
1:EG:90:ARG:HA	1:EG:93:VAL:HG22	2.02	0.41
1:EL:10:ARG:HH11	1:EQ:38:LEU:HB2	1.84	0.41
1:FG:35:VAL:HG22	1:FG:52:MET:HB2	2.02	0.41
1:CB:76:LYS:O	1:FN:77:THR:HA	2.20	0.41
1:EC:26:VAL:HG11	1:GB:113:TYR:O	2.20	0.41
1:GF:82:PRO:HD2	1:GF:85:THR:HG21	2.01	0.41
1:GM:10:ARG:HD2	1:GO:38:LEU:HD11	2.01	0.41
1:GY:42:ARG:HB3	1:GY:45:ASN:HB3	2.02	0.41
1:GY:7:PHE:HD1	1:GZ:120:LYS:HD3	1.85	0.41
1:HN:42:ARG:HB3	1:HN:45:ASN:HB3	2.02	0.41
1:HQ:42:ARG:HB3	1:HQ:45:ASN:HB3	2.02	0.41
1:HR:9:LEU:CG	1:HR:10:ARG:H	2.29	0.41
1:HZ:82:PRO:HD2	1:HZ:85:THR:HG21	2.02	0.41
1:IL:126:LEU:HA	1:IL:126:LEU:HD23	1.85	0.41
1:IP:35:VAL:HG22	1:IP:52:MET:HB2	2.02	0.41
1:IV:35:VAL:HG22	1:IV:52:MET:HB2	2.02	0.41
1:JF:111:LEU:HD21	1:MR:34:ILE:CD1	2.50	0.41
1:JS:42:ARG:HB3	1:JS:45:ASN:HB3	2.02	0.41
1:JU:80:SER:HB2	1:NG:74:VAL:CG2	2.44	0.41
1:JV:42:ARG:HB3	1:JV:45:ASN:HB3	2.02	0.41
1:JW:42:ARG:HB3	1:JW:45:ASN:HB3	2.01	0.41
1:JX:90:ARG:HA	1:JX:93:VAL:HG22	2.02	0.41
1:KA:8:LYS:HA	1:KA:19:PHE:CD1	2.55	0.41
1:KB:82:PRO:HD2	1:KB:85:THR:HG21	2.02	0.41
1:KG:80:SER:HB2	1:NS:74:VAL:CG2	2.49	0.41
1:KL:9:LEU:CG	1:KL:10:ARG:H	2.29	0.41
1:KN:42:ARG:HB3	1:KN:45:ASN:HB3	2.02	0.41

Continued on next page...

Continued from previous page...

Atom-1	Atom-2	Interatomic distance (Å)	Clash overlap (Å)
1:KU:35:VAL:HG22	1:KU:52:MET:HB2	2.02	0.41
1:KZ:7:PHE:HD1	1:LA:120:LYS:HD3	1.85	0.41
1:LD:42:ARG:HB3	1:LD:45:ASN:HB3	2.01	0.41
1:LG:35:VAL:HG22	1:LG:52:MET:HB2	2.02	0.41
1:LK:90:ARG:HA	1:LK:93:VAL:HG22	2.02	0.41
1:LW:8:LYS:HA	1:LW:19:PHE:CD1	2.55	0.41
1:MA:42:ARG:HB3	1:MA:45:ASN:HB3	2.02	0.41
1:MQ:42:ARG:HB3	1:MQ:45:ASN:HB3	2.01	0.41
1:MS:10:ARG:HH22	1:MU:15:ASP:HA	1.83	0.41
1:MV:80:SER:HB2	1:MW:74:VAL:CG2	2.48	0.41
1:MZ:39:PRO:CD	1:MZ:49:VAL:HG12	2.47	0.41
1:MY:10:ARG:HD2	1:NA:38:LEU:HD11	2.01	0.41
1:NC:42:ARG:HB3	1:NC:45:ASN:HB3	2.01	0.41
1:NG:90:ARG:HA	1:NG:93:VAL:HG22	2.02	0.41
1:AG:80:SER:HB2	1:AH:74:VAL:CG2	2.48	0.41
1:AL:8:LYS:HA	1:AL:19:PHE:CD1	2.55	0.41
1:AP:42:ARG:HB3	1:AP:45:ASN:HB3	2.02	0.41
1:AS:82:PRO:HD2	1:AS:85:THR:HG21	2.02	0.41
1:AT:35:VAL:HG22	1:AT:52:MET:HB2	2.02	0.41
1:BD:8:LYS:HA	1:BD:19:PHE:CD1	2.55	0.41
1:AH:38:LEU:CD2	1:BG:10:ARG:HH21	2.31	0.41
1:BG:90:ARG:HA	1:BG:93:VAL:HG22	2.02	0.41
1:BK:42:ARG:HB3	1:BK:45:ASN:HB3	2.02	0.41
1:BK:7:PHE:HD1	1:BL:120:LYS:HD3	1.85	0.41
1:BL:39:PRO:CD	1:BL:49:VAL:HG12	2.47	0.41
1:BZ:10:ARG:HD2	1:CB:38:LEU:HD11	2.01	0.41
1:CB:8:LYS:HA	1:CB:19:PHE:CD1	2.55	0.41
1:CG:35:VAL:HG22	1:CG:52:MET:HB2	2.02	0.41
1:CH:8:LYS:HA	1:CH:19:PHE:CD1	2.55	0.41
1:CI:38:LEU:HB2	1:CP:10:ARG:HH11	1.83	0.41
1:CI:80:SER:HB2	1:CJ:74:VAL:CG2	2.48	0.41
1:CL:7:PHE:HD1	1:CM:120:LYS:HD3	1.85	0.41
1:CO:10:ARG:HH22	1:CQ:15:ASP:HA	1.83	0.41
1:CQ:82:PRO:HD2	1:CQ:85:THR:HG21	2.01	0.41
1:DD:7:PHE:HD1	1:DE:120:LYS:HD3	1.85	0.41
1:DR:8:LYS:HA	1:DR:19:PHE:CD1	2.55	0.41
1:DR:90:ARG:HA	1:DR:93:VAL:HG22	2.02	0.41
1:DS:82:PRO:HD2	1:DS:85:THR:HG21	2.02	0.41
1:AI:53:ARG:NH1	1:DU:104:GLU:OE1	2.37	0.41
1:DW:35:VAL:HG22	1:DW:52:MET:HB2	2.02	0.41
1:EC:42:ARG:HB3	1:EC:45:ASN:HB3	2.01	0.41

Continued on next page...

Continued from previous page...

Atom-1	Atom-2	Interatomic distance (Å)	Clash overlap (Å)
1:EF:35:VAL:HG22	1:EF:52:MET:HB2	2.02	0.41
1:EF:42:ARG:HB3	1:EF:45:ASN:HB3	2.01	0.41
1:EK:126:LEU:HA	1:EK:126:LEU:HD23	1.85	0.41
1:EO:35:VAL:HG22	1:EO:52:MET:HB2	2.02	0.41
1:EW:10:ARG:HD2	1:EY:38:LEU:HD11	2.01	0.41
1:EY:8:LYS:HA	1:EY:19:PHE:CD1	2.55	0.41
1:EZ:7:PHE:HD1	1:FA:120:LYS:HD3	1.85	0.41
1:FA:9:LEU:CG	1:FA:10:ARG:H	2.29	0.41
1:FC:42:ARG:HB3	1:FC:45:ASN:HB3	2.02	0.41
1:FM:35:VAL:HG22	1:FM:52:MET:HB2	2.02	0.41
1:FO:10:ARG:HD2	1:FQ:38:LEU:HD11	2.01	0.41
1:CJ:15:ASP:OD1	1:GI:10:ARG:NH1	2.54	0.41
1:GN:39:PRO:CD	1:GN:49:VAL:HG12	2.47	0.41
1:DL:74:VAL:CG2	1:GX:80:SER:HB2	2.48	0.41
1:HL:39:PRO:CD	1:HL:49:VAL:HG12	2.47	0.41
1:HM:8:LYS:HA	1:HM:19:PHE:CD1	2.55	0.41
1:HR:26:VAL:HG21	1:LJ:113:TYR:O	2.21	0.41
1:IB:8:LYS:HA	1:IB:19:PHE:CD1	2.55	0.41
1:IE:75:ILE:HA	1:LQ:78:GLU:O	2.20	0.41
1:IF:82:PRO:HD2	1:IF:85:THR:HG21	2.02	0.41
1:IF:10:ARG:HD2	1:IH:38:LEU:HD11	2.01	0.41
1:IL:10:ARG:HD2	1:IN:38:LEU:HD11	2.01	0.41
1:IT:82:PRO:HD2	1:IT:85:THR:HG21	2.01	0.41
1:IU:7:PHE:HD1	1:IV:120:LYS:HD3	1.85	0.41
1:JD:10:ARG:HD2	1:JF:38:LEU:HD11	2.01	0.41
1:JJ:82:PRO:HD2	1:JJ:85:THR:HG21	2.02	0.41
1:JJ:10:ARG:HD2	1:JL:38:LEU:HD11	2.01	0.41
1:KH:42:ARG:HB3	1:KH:45:ASN:HB3	2.02	0.41
1:IR:113:TYR:O	1:KM:26:VAL:HG21	2.21	0.41
1:KS:82:PRO:HD2	1:KS:85:THR:HG21	2.01	0.41
1:KX:39:PRO:CD	1:KX:49:VAL:HG12	2.47	0.41
1:LB:8:LYS:HA	1:LB:19:PHE:CD1	2.55	0.41
1:LC:126:LEU:HD23	1:LC:126:LEU:HA	1.85	0.41
1:LD:35:VAL:HG22	1:LD:52:MET:HB2	2.02	0.41
1:LI:10:ARG:HD2	1:LK:38:LEU:HD11	2.01	0.41
1:LN:82:PRO:HD2	1:LN:85:THR:HG21	2.01	0.41
1:LP:35:VAL:HG22	1:LP:52:MET:HB2	2.02	0.41
1:LP:42:ARG:HB3	1:LP:45:ASN:HB3	2.01	0.41
1:LR:10:ARG:HD2	1:LT:38:LEU:HD11	2.01	0.41
1:LT:90:ARG:HA	1:LT:93:VAL:HG22	2.02	0.41
1:MB:39:PRO:CD	1:MB:49:VAL:HG12	2.47	0.41

Continued on next page...

Continued from previous page...

Atom-1	Atom-2	Interatomic distance (Å)	Clash overlap (Å)
1:MC:82:PRO:HD2	1:MC:85:THR:HG21	2.01	0.41
1:MC:8:LYS:HA	1:MC:19:PHE:CD1	2.55	0.41
1:MH:39:PRO:CD	1:MH:49:VAL:HG12	2.47	0.41
1:MS:82:PRO:HD2	1:MS:85:THR:HG21	2.02	0.41
1:NH:10:ARG:HD2	1:NJ:38:LEU:HD11	2.01	0.41
1:NI:39:PRO:CD	1:NI:49:VAL:HG12	2.47	0.41
1:NK:80:SER:HB2	1:NL:74:VAL:CG2	2.48	0.41
1:NM:90:ARG:HA	1:NM:93:VAL:HG22	2.02	0.41
1:NR:35:VAL:HG22	1:NR:52:MET:HB2	2.02	0.41
1:NT:42:ARG:HB3	1:NT:45:ASN:HB3	2.02	0.41
1:NT:82:PRO:HD2	1:NT:85:THR:HG21	2.02	0.41
1:AE:101:LEU:HA	1:AE:101:LEU:HD23	1.94	0.41
1:AG:10:ARG:HD2	1:AI:38:LEU:HD11	2.01	0.41
1:AI:82:PRO:HD2	1:AI:85:THR:HG21	2.01	0.41
1:AP:80:SER:HB2	1:AQ:74:VAL:CG2	2.48	0.41
1:BB:10:ARG:HD2	1:BD:38:LEU:HD11	2.01	0.41
1:BE:82:PRO:HD2	1:BE:85:THR:HG21	2.02	0.41
1:BH:42:ARG:HB3	1:BH:45:ASN:HB3	2.02	0.41
1:BJ:90:ARG:HA	1:BJ:93:VAL:HG22	2.02	0.41
1:BM:82:PRO:HD2	1:BM:85:THR:HG21	2.01	0.41
1:BR:9:LEU:CG	1:BR:10:ARG:H	2.29	0.41
1:BS:8:LYS:HA	1:BS:19:PHE:CD1	2.55	0.41
1:BW:10:ARG:HD2	1:BY:38:LEU:HD11	2.01	0.41
1:BW:42:ARG:HB3	1:BW:45:ASN:HB3	2.02	0.41
1:CM:35:VAL:HG22	1:CM:52:MET:HB2	2.02	0.41
1:CN:8:LYS:HA	1:CN:19:PHE:CD1	2.55	0.41
1:CS:42:ARG:HB3	1:CS:45:ASN:HB3	2.01	0.41
1:CS:39:PRO:CD	1:CS:49:VAL:HG12	2.47	0.41
1:CT:8:LYS:HA	1:CT:19:PHE:CD1	2.55	0.41
1:CZ:82:PRO:HD2	1:CZ:85:THR:HG21	2.01	0.41
1:DR:82:PRO:HD2	1:DR:85:THR:HG21	2.01	0.41
1:DX:90:ARG:HA	1:DX:93:VAL:HG22	2.02	0.41
1:DY:10:ARG:HD2	1:EA:38:LEU:HD11	2.01	0.41
1:EK:42:ARG:HB3	1:EK:45:ASN:HB3	2.02	0.41
1:FC:10:ARG:HD2	1:FE:38:LEU:HD11	2.01	0.41
1:FH:82:PRO:HD2	1:FH:85:THR:HG21	2.01	0.41
1:FL:42:ARG:HB3	1:FL:45:ASN:HB3	2.02	0.41
1:GL:8:LYS:HA	1:GL:19:PHE:CD1	2.55	0.41
1:GS:7:PHE:HD1	1:GT:120:LYS:HD3	1.85	0.41
1:GS:82:PRO:HD2	1:GS:85:THR:HG21	2.02	0.41
1:HA:10:ARG:NH1	1:MW:15:ASP:OD1	2.54	0.41

Continued on next page...

Continued from previous page...

Atom-1	Atom-2	Interatomic distance (Å)	Clash overlap (Å)
1:IK:90:ARG:HA	1:IK:93:VAL:HG22	2.02	0.41
1:IN:82:PRO:HD2	1:IN:85:THR:HG21	2.01	0.41
1:IV:39:PRO:CD	1:IV:49:VAL:HG12	2.47	0.41
1:IX:80:SER:HB2	1:IY:74:VAL:CG2	2.48	0.41
1:IZ:8:LYS:HA	1:IZ:19:PHE:CD1	2.55	0.41
1:JM:99:SER:OG	1:JM:124:GLU:O	2.20	0.41
1:JM:42:ARG:HB3	1:JM:45:ASN:HB3	2.02	0.41
1:KZ:10:ARG:HD2	1:LB:38:LEU:HD11	2.01	0.41
1:LF:82:PRO:HD2	1:LF:85:THR:HG21	2.02	0.41
1:LG:9:LEU:CG	1:LG:10:ARG:H	2.29	0.41
1:LH:82:PRO:HD2	1:LH:85:THR:HG21	2.01	0.41
1:LR:82:PRO:HD2	1:LR:85:THR:HG21	2.02	0.41
1:LX:80:SER:HB2	1:LY:74:VAL:CG2	2.48	0.41
1:LY:35:VAL:HG22	1:LY:52:MET:HB2	2.02	0.41
1:IZ:59:ILE:CD1	1:ML:89:ASP:OD2	2.65	0.41
1:MP:7:PHE:HD1	1:MQ:120:LYS:HD3	1.85	0.41
1:MW:9:LEU:CG	1:MW:10:ARG:H	2.29	0.41
1:NL:39:PRO:CD	1:NL:49:VAL:HG12	2.47	0.41
1:NQ:80:SER:HB2	1:NR:74:VAL:CG2	2.48	0.41
1:AC:90:ARG:HA	1:AC:93:VAL:HG22	2.02	0.41
1:AM:82:PRO:HD2	1:AM:85:THR:HG21	2.02	0.41
1:BE:99:SER:OG	1:BE:124:GLU:O	2.20	0.41
1:BU:39:PRO:CD	1:BU:49:VAL:HG12	2.47	0.41
1:CC:10:ARG:HD2	1:CE:38:LEU:HD11	2.01	0.41
1:CE:8:LYS:HA	1:CE:19:PHE:CD1	2.55	0.41
1:CH:82:PRO:HD2	1:CH:85:THR:HG21	2.01	0.41
1:CI:10:ARG:HD2	1:CK:38:LEU:HD11	2.01	0.41
1:CK:82:PRO:HD2	1:CK:85:THR:HG21	2.01	0.41
1:CO:42:ARG:HB3	1:CO:45:ASN:HB3	2.02	0.41
1:CV:35:VAL:HG22	1:CV:52:MET:HB2	2.02	0.41
1:CX:82:PRO:HD2	1:CX:85:THR:HG21	2.02	0.41
1:DA:7:PHE:HD1	1:DB:120:LYS:HD3	1.85	0.41
1:DB:35:VAL:HG22	1:DB:52:MET:HB2	2.02	0.41
1:DI:8:LYS:HA	1:DI:19:PHE:CD1	2.55	0.41
1:DI:82:PRO:HD2	1:DI:85:THR:HG21	2.01	0.41
1:DM:10:ARG:HD2	1:DO:38:LEU:HD11	2.01	0.41
1:AF:113:TYR:CG	1:DR:90:ARG:NH2	2.89	0.41
1:DY:82:PRO:HD2	1:DY:85:THR:HG21	2.02	0.41
1:EH:7:PHE:HD1	1:EI:120:LYS:HD3	1.85	0.41
1:EN:10:ARG:HD2	1:EP:38:LEU:HD11	2.01	0.41
1:BG:106:LYS:NZ	1:ES:129:THR:O	2.54	0.41

Continued on next page...

Continued from previous page...

Atom-1	Atom-2	Interatomic distance (Å)	Clash overlap (Å)
1:EV:8:LYS:HA	1:EV:19:PHE:CD1	2.55	0.41
1:FD:35:VAL:HG22	1:FD:52:MET:HB2	2.02	0.41
1:FF:99:SER:OG	1:FF:124:GLU:O	2.20	0.41
1:GA:42:ARG:HB3	1:GA:45:ASN:HB3	2.02	0.41
1:GD:7:PHE:HD1	1:GE:120:LYS:HD3	1.85	0.41
1:GF:8:LYS:HA	1:GF:19:PHE:CD1	2.55	0.41
1:GF:90:ARG:HA	1:GF:93:VAL:HG22	2.02	0.41
1:GH:9:LEU:CG	1:GH:10:ARG:H	2.29	0.41
1:GP:7:PHE:HD1	1:GQ:120:LYS:HD3	1.85	0.41
1:HB:82:PRO:HD2	1:HB:85:THR:HG21	2.02	0.41
1:HD:129:THR:C	1:KP:106:LYS:NZ	2.74	0.41
1:HE:7:PHE:HD1	1:HF:120:LYS:HD3	1.85	0.41
1:HF:35:VAL:HG22	1:HF:52:MET:HB2	2.02	0.41
1:HH:7:PHE:HD1	1:HI:120:LYS:HD3	1.85	0.41
1:HK:126:LEU:HD23	1:HK:126:LEU:HA	1.85	0.41
1:HN:82:PRO:HD2	1:HN:85:THR:HG21	2.02	0.41
1:HQ:126:LEU:HD23	1:HQ:126:LEU:HA	1.85	0.41
1:IC:82:PRO:HD2	1:IC:85:THR:HG21	2.02	0.41
1:IO:7:PHE:HD1	1:IP:120:LYS:HD3	1.85	0.41
1:IR:7:PHE:HD1	1:IS:120:LYS:HD3	1.85	0.41
1:JJ:10:ARG:HH22	1:JL:15:ASP:HA	1.83	0.41
1:JR:8:LYS:HA	1:JR:19:PHE:CD1	2.55	0.41
1:KB:42:ARG:HB3	1:KB:45:ASN:HB3	2.02	0.41
1:KI:101:LEU:HA	1:KI:101:LEU:HD23	1.93	0.41
1:KJ:104:GLU:OE1	1:NV:53:ARG:NH1	2.38	0.41
1:KJ:82:PRO:HD2	1:KJ:85:THR:HG21	2.01	0.41
1:KL:35:VAL:HG22	1:KL:52:MET:HB2	2.02	0.41
1:LW:82:PRO:HD2	1:LW:85:THR:HG21	2.01	0.41
1:IN:74:VAL:CG2	1:LZ:80:SER:HB2	2.46	0.41
1:ME:35:VAL:HG22	1:ME:52:MET:HB2	2.02	0.41
1:MK:35:VAL:HG22	1:MK:52:MET:HB2	2.02	0.41
1:MO:82:PRO:HD2	1:MO:85:THR:HG21	2.01	0.41
1:NB:42:ARG:HB3	1:NB:45:ASN:HB3	2.02	0.41
1:AA:42:ARG:HB3	1:AA:45:ASN:HB3	2.02	0.41
1:AC:125:ASP:HB2	1:DO:4:ILE:HG12	2.03	0.41
1:AJ:82:PRO:HD2	1:AJ:85:THR:HG21	2.02	0.41
1:AQ:35:VAL:HG22	1:AQ:52:MET:HB2	2.02	0.41
1:AX:82:PRO:HD2	1:AX:85:THR:HG21	2.01	0.41
1:BB:7:PHE:HD1	1:BC:120:LYS:HD3	1.85	0.41
1:AE:38:LEU:HD23	1:BD:10:ARG:HH21	1.82	0.41
1:BE:126:LEU:HA	1:BE:126:LEU:HD23	1.85	0.41

Continued on next page...

Continued from previous page...

Atom-1	Atom-2	Interatomic distance (Å)	Clash overlap (Å)
1:BH:99:SER:OG	1:BH:124:GLU:O	2.20	0.41
1:BK:10:ARG:HD2	1:BM:38:LEU:HD11	2.01	0.41
1:BM:90:ARG:HA	1:BM:93:VAL:HG22	2.02	0.41
1:BY:80:SER:HB2	1:FK:74:VAL:CG2	2.47	0.41
1:BZ:82:PRO:HD2	1:BZ:85:THR:HG21	2.02	0.41
1:CA:9:LEU:CG	1:CA:10:ARG:H	2.29	0.41
1:CZ:90:ARG:HA	1:CZ:93:VAL:HG22	2.02	0.41
1:DE:9:LEU:CG	1:DE:10:ARG:H	2.29	0.41
1:DJ:42:ARG:HB3	1:DJ:45:ASN:HB3	2.02	0.41
1:DP:42:ARG:HB3	1:DP:45:ASN:HB3	2.02	0.41
1:DP:82:PRO:HD2	1:DP:85:THR:HG21	2.02	0.41
1:DU:82:PRO:HD2	1:DU:85:THR:HG21	2.01	0.41
1:EH:99:SER:OG	1:EH:124:GLU:O	2.20	0.41
1:EL:9:LEU:CG	1:EL:10:ARG:H	2.29	0.41
1:EL:57:LYS:HE3	1:EL:59:ILE:HD11	2.03	0.41
1:EQ:82:PRO:HD2	1:EQ:85:THR:HG21	2.02	0.41
1:FH:8:LYS:HA	1:FH:19:PHE:CD1	2.55	0.41
1:FK:90:ARG:HA	1:FK:93:VAL:HG22	2.02	0.41
1:FL:80:SER:HB2	1:FM:74:VAL:CG2	2.48	0.41
1:FQ:8:LYS:HA	1:FQ:19:PHE:CD1	2.55	0.41
1:FR:7:PHE:HD1	1:FS:120:LYS:HD3	1.85	0.41
1:FV:35:VAL:HG22	1:FV:52:MET:HB2	2.02	0.41
1:CK:49:VAL:HG11	1:FW:112:ALA:O	2.21	0.41
1:EC:26:VAL:HG21	1:GB:113:TYR:O	2.20	0.41
1:GE:35:VAL:HG22	1:GE:52:MET:HB2	2.02	0.41
1:GK:39:PRO:CD	1:GK:49:VAL:HG12	2.47	0.41
1:GU:8:LYS:HA	1:GU:19:PHE:CD1	2.55	0.41
1:GV:42:ARG:HB3	1:GV:45:ASN:HB3	2.02	0.41
1:GZ:101:LEU:HA	1:GZ:101:LEU:HD23	1.93	0.41
1:HC:9:LEU:CG	1:HC:10:ARG:H	2.29	0.41
1:HY:80:SER:HB2	1:LK:74:VAL:CG2	2.46	0.41
1:HZ:7:PHE:HD1	1:IA:120:LYS:HD3	1.85	0.41
1:IT:90:ARG:HA	1:IT:93:VAL:HG22	2.02	0.41
1:IY:35:VAL:HG22	1:IY:52:MET:HB2	2.02	0.41
1:JQ:35:VAL:HG22	1:JQ:52:MET:HB2	2.02	0.41
1:JS:7:PHE:HD1	1:JT:120:LYS:HD3	1.85	0.41
1:JT:42:ARG:HB3	1:JT:45:ASN:HB3	2.01	0.41
1:JY:7:PHE:HD1	1:JZ:120:LYS:HD3	1.85	0.41
1:KM:8:LYS:HA	1:KM:19:PHE:CD1	2.55	0.41
1:KQ:7:PHE:HD1	1:KR:120:LYS:HD3	1.85	0.41
1:KT:82:PRO:HD2	1:KT:85:THR:HG21	2.02	0.41

Continued on next page...

Continued from previous page...

Atom-1	Atom-2	Interatomic distance (Å)	Clash overlap (Å)
1:KU:39:PRO:CD	1:KU:49:VAL:HG12	2.47	0.41
1:LD:39:PRO:CD	1:LD:49:VAL:HG12	2.47	0.41
1:LO:82:PRO:HD2	1:LO:85:THR:HG21	2.02	0.41
1:LX:82:PRO:HD2	1:LX:85:THR:HG21	2.02	0.41
1:MF:90:ARG:HA	1:MF:93:VAL:HG22	2.02	0.41
1:MV:42:ARG:HB3	1:MV:45:ASN:HB3	2.02	0.41
1:NF:35:VAL:HG22	1:NF:52:MET:HB2	2.02	0.41
1:NK:42:ARG:HB3	1:NK:45:ASN:HB3	2.02	0.41
1:NN:80:SER:HB2	1:NO:74:VAL:CG2	2.48	0.41
1:KO:38:LEU:HD22	1:NV:10:ARG:HH21	1.85	0.41
1:NV:82:PRO:HD2	1:NV:85:THR:HG21	2.01	0.41
1:AD:80:SER:HB2	1:AE:74:VAL:CG2	2.48	0.41
1:AD:10:ARG:HH22	1:AF:15:ASP:HA	1.83	0.41
1:AH:42:ARG:HB3	1:AH:45:ASN:HB3	2.01	0.41
1:AT:10:ARG:NH1	1:EK:38:LEU:HB2	2.36	0.41
1:AU:8:LYS:HA	1:AU:19:PHE:CD1	2.55	0.41
1:AV:42:ARG:HB3	1:AV:45:ASN:HB3	2.02	0.41
1:AX:8:LYS:HA	1:AX:19:PHE:CD1	2.55	0.41
1:BA:90:ARG:HA	1:BA:93:VAL:HG22	2.02	0.41
1:BB:82:PRO:HD2	1:BB:85:THR:HG21	2.02	0.41
1:BG:8:LYS:HA	1:BG:19:PHE:CD1	2.55	0.41
1:BQ:82:PRO:HD2	1:BQ:85:THR:HG21	2.02	0.41
1:BX:35:VAL:HG22	1:BX:52:MET:HB2	2.02	0.41
1:CJ:15:ASP:O	1:CJ:35:VAL:HA	2.21	0.41
1:CK:8:LYS:HA	1:CK:19:PHE:CD1	2.55	0.41
1:CY:101:LEU:HA	1:CY:101:LEU:HD23	1.94	0.41
1:DF:82:PRO:HD2	1:DF:85:THR:HG21	2.01	0.41
1:DQ:15:ASP:O	1:DQ:35:VAL:HA	2.21	0.41
1:EA:90:ARG:HA	1:EA:93:VAL:HG22	2.02	0.41
1:EC:9:LEU:CG	1:EC:10:ARG:H	2.29	0.41
1:ER:9:LEU:CG	1:ER:10:ARG:H	2.29	0.41
1:BG:90:ARG:NH2	1:ES:113:TYR:CD1	2.88	0.41
1:ET:7:PHE:HD1	1:EU:120:LYS:HD3	1.85	0.41
1:EZ:42:ARG:HB3	1:EZ:45:ASN:HB3	2.02	0.41
1:FF:126:LEU:HA	1:FF:126:LEU:HD23	1.85	0.41
1:FY:39:PRO:CD	1:FY:49:VAL:HG12	2.47	0.41
1:GK:35:VAL:HG22	1:GK:52:MET:HB2	2.02	0.41
1:HH:10:ARG:HD2	1:HJ:38:LEU:HD11	2.01	0.41
1:HI:35:VAL:HG22	1:HI:52:MET:HB2	2.02	0.41
1:HO:42:ARG:HB3	1:HO:45:ASN:HB3	2.01	0.41
1:HY:90:ARG:HA	1:HY:93:VAL:HG22	2.02	0.41

Continued on next page...

Continued from previous page...

Atom-1	Atom-2	Interatomic distance (Å)	Clash overlap (Å)
1:IC:42:ARG:HB3	1:IC:45:ASN:HB3	2.02	0.41
1:IC:10:ARG:HD2	1:IE:38:LEU:HD11	2.01	0.41
1:IO:126:LEU:HD23	1:IO:126:LEU:HA	1.85	0.41
1:IO:42:ARG:HB3	1:IO:45:ASN:HB3	2.02	0.41
1:IS:57:LYS:HE3	1:IS:59:ILE:HD11	2.03	0.41
1:IW:90:ARG:HA	1:IW:93:VAL:HG22	2.02	0.41
1:JG:80:SER:HB2	1:JH:74:VAL:CG2	2.48	0.41
1:JM:10:ARG:HD2	1:JO:38:LEU:HD11	2.01	0.41
1:KH:7:PHE:HD1	1:KI:120:LYS:HD3	1.85	0.41
1:KS:90:ARG:HA	1:KS:93:VAL:HG22	2.02	0.41
1:LI:7:PHE:HD1	1:LJ:120:LYS:HD3	1.85	0.41
1:LS:35:VAL:HG22	1:LS:52:MET:HB2	2.02	0.41
1:LW:90:ARG:HA	1:LW:93:VAL:HG22	2.02	0.41
1:MA:82:PRO:HD2	1:MA:85:THR:HG21	2.02	0.41
1:IT:122:PHE:CE1	1:MF:5:ALA:HB2	2.55	0.41
1:IW:57:LYS:NZ	1:MI:92:GLU:OE2	2.43	0.41
1:MX:90:ARG:HA	1:MX:93:VAL:HG22	2.02	0.41
1:MY:10:ARG:HH22	1:NA:15:ASP:HA	1.83	0.41
1:NA:82:PRO:HD2	1:NA:85:THR:HG21	2.01	0.41
1:NB:7:PHE:HD1	1:NC:120:LYS:HD3	1.85	0.41
1:JH:10:ARG:HH11	1:NE:38:LEU:HD22	1.85	0.41
1:NE:80:SER:HB2	1:NF:74:VAL:CG2	2.48	0.41
1:NK:7:PHE:HD1	1:NL:120:LYS:HD3	1.85	0.41
1:NM:8:LYS:HA	1:NM:19:PHE:CD1	2.55	0.41
1:NN:10:ARG:HD2	1:NP:38:LEU:HD11	2.01	0.41
1:AA:7:PHE:HD1	1:AB:120:LYS:HD3	1.85	0.41
1:AO:28:LEU:HB3	1:AO:58:THR:O	2.21	0.41
1:AQ:39:PRO:CD	1:AQ:49:VAL:HG12	2.47	0.41
1:AW:57:LYS:HE3	1:AW:59:ILE:HD11	2.03	0.41
1:AZ:39:PRO:CD	1:AZ:49:VAL:HG12	2.47	0.41
1:BH:114:SER:HA	1:BP:26:VAL:HG21	2.01	0.41
1:BK:80:SER:HB2	1:BL:74:VAL:CG2	2.48	0.41
1:BT:80:SER:HB2	1:BU:74:VAL:CG2	2.48	0.41
1:BX:15:ASP:O	1:BX:35:VAL:HA	2.21	0.41
1:CC:126:LEU:HA	1:CC:126:LEU:HD23	1.85	0.41
1:CD:15:ASP:O	1:CD:35:VAL:HA	2.21	0.41
1:CD:57:LYS:HE3	1:CD:59:ILE:HD11	2.03	0.41
1:CF:126:LEU:HA	1:CF:126:LEU:HD23	1.85	0.41
1:DD:42:ARG:HB3	1:DD:45:ASN:HB3	2.02	0.41
1:DG:7:PHE:HD1	1:DH:120:LYS:HD3	1.85	0.41
1:DI:90:ARG:HA	1:DI:93:VAL:HG22	2.02	0.41

Continued on next page...

Continued from previous page...

Atom-1	Atom-2	Interatomic distance (Å)	Clash overlap (Å)
1:DK:35:VAL:HG22	1:DK:52:MET:HB2	2.02	0.41
1:DN:15:ASP:O	1:DN:35:VAL:HA	2.21	0.41
1:DO:8:LYS:HA	1:DO:19:PHE:CD1	2.55	0.41
1:DW:39:PRO:CD	1:DW:49:VAL:HG12	2.47	0.41
1:DV:10:ARG:HH22	1:DX:15:ASP:HA	1.83	0.41
1:DZ:9:LEU:CG	1:DZ:10:ARG:H	2.29	0.41
1:EA:82:PRO:HD2	1:EA:85:THR:HG21	2.01	0.41
1:EE:7:PHE:HD1	1:EF:120:LYS:HD3	1.85	0.41
1:EL:39:PRO:CD	1:EL:49:VAL:HG12	2.47	0.41
1:EN:42:ARG:HB3	1:EN:45:ASN:HB3	2.02	0.41
1:EQ:7:PHE:HD1	1:ER:120:LYS:HD3	1.85	0.41
1:FB:90:ARG:HA	1:FB:93:VAL:HG22	2.02	0.41
1:FD:42:ARG:HB3	1:FD:45:ASN:HB3	2.01	0.41
1:FS:57:LYS:HE3	1:FS:59:ILE:HD11	2.03	0.41
1:GD:42:ARG:HB3	1:GD:45:ASN:HB3	2.02	0.41
1:CW:57:LYS:NZ	1:GI:92:GLU:OE2	2.44	0.41
1:GM:42:ARG:HB3	1:GM:45:ASN:HB3	2.02	0.41
1:GS:10:ARG:HH22	1:GU:15:ASP:HA	1.83	0.41
1:GW:9:LEU:CG	1:GW:10:ARG:H	2.29	0.41
1:GZ:57:LYS:HE3	1:GZ:59:ILE:HD11	2.03	0.41
1:GY:10:ARG:HD2	1:HA:38:LEU:HD11	2.01	0.41
1:HF:15:ASP:O	1:HF:35:VAL:HA	2.21	0.41
1:HH:82:PRO:HD2	1:HH:85:THR:HG21	2.02	0.41
1:HI:57:LYS:HE3	1:HI:59:ILE:HD11	2.03	0.41
1:HJ:8:LYS:HA	1:HJ:19:PHE:CD1	2.55	0.41
1:HK:82:PRO:HD2	1:HK:85:THR:HG21	2.02	0.41
1:HL:42:ARG:HB3	1:HL:45:ASN:HB3	2.01	0.41
1:HU:113:TYR:O	1:MB:26:VAL:HG21	2.21	0.41
1:IG:101:LEU:HA	1:IG:101:LEU:HD23	1.94	0.41
1:IG:15:ASP:OD1	1:IN:10:ARG:NH1	2.54	0.41
1:IN:80:SER:HB2	1:LZ:74:VAL:CG2	2.50	0.41
1:IR:82:PRO:HD2	1:IR:85:THR:HG21	2.02	0.41
1:JC:80:SER:HB2	1:MO:74:VAL:CG2	2.51	0.41
1:JD:42:ARG:HB3	1:JD:45:ASN:HB3	2.02	0.41
1:JR:8:LYS:HB2	1:ND:119:ASP:O	2.21	0.41
1:JX:8:LYS:HA	1:JX:19:PHE:CD1	2.55	0.41
1:KC:15:ASP:O	1:KC:35:VAL:HA	2.21	0.41
1:LI:42:ARG:HB3	1:LI:45:ASN:HB3	2.02	0.41
1:LM:101:LEU:HD23	1:LM:101:LEU:HA	1.93	0.41
1:LZ:90:ARG:HA	1:LZ:93:VAL:HG22	2.02	0.41
1:MH:42:ARG:HB3	1:MH:45:ASN:HB3	2.01	0.41

Continued on next page...

Continued from previous page...

Atom-1	Atom-2	Interatomic distance (Å)	Clash overlap (Å)
1:MK:42:ARG:HB3	1:MK:45:ASN:HB3	2.01	0.41
1:MT:9:LEU:CG	1:MT:10:ARG:H	2.29	0.41
1:NB:10:ARG:HD2	1:ND:38:LEU:HD11	2.01	0.41
1:NU:9:LEU:CG	1:NU:10:ARG:H	2.29	0.41
1:NU:15:ASP:O	1:NU:35:VAL:HA	2.21	0.41
1:AB:15:ASP:O	1:AB:35:VAL:HA	2.21	0.41
1:AC:28:LEU:HB3	1:AC:58:THR:O	2.21	0.41
1:AN:101:LEU:HA	1:AN:101:LEU:HD23	1.94	0.41
1:AZ:57:LYS:HE3	1:AZ:59:ILE:HD11	2.03	0.41
1:BB:80:SER:HB2	1:BC:74:VAL:CG2	2.48	0.41
1:BF:57:LYS:HE3	1:BF:59:ILE:HD11	2.03	0.41
1:BI:57:LYS:HE3	1:BI:59:ILE:HD11	2.03	0.41
1:BP:105:VAL:HG22	1:FB:94:LEU:CD1	2.51	0.41
1:BP:28:LEU:HB3	1:BP:58:THR:O	2.21	0.41
1:BQ:7:PHE:HD1	1:BR:120:LYS:HD3	1.85	0.41
1:CE:90:ARG:HA	1:CE:93:VAL:HG22	2.02	0.41
1:CF:7:PHE:HD1	1:CG:120:LYS:HD3	1.85	0.41
1:CH:10:ARG:HH21	1:CM:38:LEU:HD22	1.86	0.41
1:CL:42:ARG:HB3	1:CL:45:ASN:HB3	2.02	0.41
1:CV:15:ASP:O	1:CV:35:VAL:HA	2.21	0.41
1:CW:90:ARG:HA	1:CW:93:VAL:HG22	2.02	0.41
1:DH:35:VAL:HG22	1:DH:52:MET:HB2	2.02	0.41
1:DM:80:SER:HB2	1:DN:74:VAL:CG2	2.48	0.41
1:DT:101:LEU:HA	1:DT:101:LEU:HD23	1.94	0.41
1:EF:15:ASP:O	1:EF:35:VAL:HA	2.21	0.41
1:EG:82:PRO:HD2	1:EG:85:THR:HG21	2.01	0.41
1:EO:15:ASP:O	1:EO:35:VAL:HA	2.21	0.41
1:EX:15:ASP:O	1:EX:35:VAL:HA	2.21	0.41
1:EZ:10:ARG:HH22	1:FB:15:ASP:HA	1.83	0.41
1:FD:15:ASP:O	1:FD:35:VAL:HA	2.21	0.41
1:FF:42:ARG:HB3	1:FF:45:ASN:HB3	2.02	0.41
1:FK:8:LYS:HA	1:FK:19:PHE:CD1	2.55	0.41
1:FL:7:PHE:HD1	1:FM:120:LYS:HD3	1.85	0.41
1:FM:15:ASP:O	1:FM:35:VAL:HA	2.21	0.41
1:FO:42:ARG:HB3	1:FO:45:ASN:HB3	2.02	0.41
1:FQ:28:LEU:HB3	1:FQ:58:THR:O	2.21	0.41
1:CE:119:ASP:O	1:FQ:8:LYS:HB2	2.20	0.41
1:FS:15:ASP:O	1:FS:35:VAL:HA	2.21	0.41
1:FV:101:LEU:HD23	1:FV:101:LEU:HA	1.94	0.41
1:FX:42:ARG:HB3	1:FX:45:ASN:HB3	2.02	0.41
1:FY:35:VAL:HG22	1:FY:52:MET:HB2	2.02	0.41

Continued on next page...

Continued from previous page...

Atom-1	Atom-2	Interatomic distance (Å)	Clash overlap (Å)
1:AE:66:ALA:HB3	1:GB:66:ALA:HB1	2.02	0.41
1:GG:10:ARG:HD2	1:GI:38:LEU:HD11	2.01	0.41
1:GQ:15:ASP:O	1:GQ:35:VAL:HA	2.21	0.41
1:GQ:35:VAL:HG22	1:GQ:52:MET:HB2	2.02	0.41
1:HP:92:GLU:OE2	1:LB:57:LYS:NZ	2.44	0.41
1:HQ:10:ARG:HD2	1:HS:38:LEU:HD11	2.01	0.41
1:HQ:7:PHE:HD1	1:HR:120:LYS:HD3	1.85	0.41
1:HS:28:LEU:HB3	1:HS:58:THR:O	2.21	0.41
1:IA:57:LYS:HE3	1:IA:59:ILE:HD11	2.03	0.41
1:IG:35:VAL:HG22	1:IG:52:MET:HB2	2.02	0.41
1:II:123:ILE:HG13	1:IJ:4:ILE:HB	2.03	0.41
1:IO:82:PRO:HD2	1:IO:85:THR:HG21	2.02	0.41
1:IS:15:ASP:O	1:IS:35:VAL:HA	2.21	0.41
1:JF:90:ARG:HA	1:JF:93:VAL:HG22	2.02	0.41
1:JK:15:ASP:O	1:JK:35:VAL:HA	2.21	0.41
1:JK:57:LYS:HE3	1:JK:59:ILE:HD11	2.03	0.41
1:KC:39:PRO:CD	1:KC:49:VAL:HG12	2.47	0.41
1:KE:82:PRO:HD2	1:KE:85:THR:HG21	2.02	0.41
1:KG:125:ASP:HB2	1:NS:4:ILE:CG1	2.51	0.41
1:KN:7:PHE:HD1	1:KO:120:LYS:HD3	1.85	0.41
1:KR:101:LEU:HA	1:KR:101:LEU:HD23	1.93	0.41
1:KQ:10:ARG:HH22	1:KS:15:ASP:HA	1.83	0.41
1:KU:101:LEU:HD23	1:KU:101:LEU:HA	1.94	0.41
1:HP:116:TYR:CE1	1:KZ:9:LEU:HA	2.56	0.41
1:LD:57:LYS:HE3	1:LD:59:ILE:HD11	2.03	0.41
1:LF:42:ARG:HB3	1:LF:45:ASN:HB3	2.02	0.41
1:LG:15:ASP:O	1:LG:35:VAL:HA	2.21	0.41
1:LN:28:LEU:HB3	1:LN:58:THR:O	2.21	0.41
1:LO:7:PHE:HD1	1:LP:120:LYS:HD3	1.85	0.41
1:LP:15:ASP:O	1:LP:35:VAL:HA	2.21	0.41
1:LV:57:LYS:HE3	1:LV:59:ILE:HD11	2.03	0.41
1:MC:90:ARG:HA	1:MC:93:VAL:HG22	2.02	0.41
1:MP:10:ARG:HD2	1:MR:38:LEU:HD11	2.01	0.41
1:MP:123:ILE:HG13	1:MQ:4:ILE:HB	2.03	0.41
1:MP:42:ARG:HB3	1:MP:45:ASN:HB3	2.02	0.41
1:MR:8:LYS:HA	1:MR:19:PHE:CD1	2.55	0.41
1:MU:8:LYS:HA	1:MU:19:PHE:CD1	2.55	0.41
1:MY:80:SER:HB2	1:MZ:74:VAL:CG2	2.48	0.41
1:MZ:35:VAL:HG22	1:MZ:52:MET:HB2	2.02	0.41
1:NC:15:ASP:O	1:NC:35:VAL:HA	2.21	0.41
1:ND:90:ARG:HA	1:ND:93:VAL:HG22	2.02	0.41

Continued on next page...

Continued from previous page...

Atom-1	Atom-2	Interatomic distance (Å)	Clash overlap (Å)
1:NE:123:ILE:HG13	1:NF:4:ILE:HB	2.03	0.41
1:NK:82:PRO:HD2	1:NK:85:THR:HG21	2.02	0.41
1:NO:35:VAL:HG22	1:NO:52:MET:HB2	2.02	0.41
1:NS:82:PRO:HD2	1:NS:85:THR:HG21	2.01	0.41
1:AA:80:SER:HB2	1:AB:74:VAL:CG2	2.48	0.41
1:AB:57:LYS:HE3	1:AB:59:ILE:HD11	2.03	0.41
1:AE:39:PRO:CD	1:AE:49:VAL:HG12	2.47	0.41
1:AH:15:ASP:O	1:AH:35:VAL:HA	2.21	0.41
1:AT:10:ARG:HH11	1:EK:38:LEU:HB2	1.86	0.41
1:AT:39:PRO:CD	1:AT:49:VAL:HG12	2.47	0.41
1:AW:15:ASP:O	1:AW:35:VAL:HA	2.21	0.41
1:BA:8:LYS:HA	1:BA:19:PHE:CD1	2.55	0.41
1:BB:126:LEU:HD23	1:BB:126:LEU:HA	1.85	0.41
1:BC:39:PRO:CD	1:BC:49:VAL:HG12	2.47	0.41
1:BL:35:VAL:HG22	1:BL:52:MET:HB2	2.02	0.41
1:BS:90:ARG:HA	1:BS:93:VAL:HG22	2.02	0.41
1:CI:123:ILE:HG13	1:CJ:4:ILE:HB	2.03	0.41
1:CN:129:THR:O	1:FZ:106:LYS:NZ	2.54	0.41
1:CP:15:ASP:O	1:CP:35:VAL:HA	2.21	0.41
1:CW:80:SER:HB2	1:GI:74:VAL:CG2	2.46	0.41
1:DH:15:ASP:O	1:DH:35:VAL:HA	2.21	0.41
1:DY:42:ARG:HB3	1:DY:45:ASN:HB3	2.02	0.41
1:EA:28:LEU:HB3	1:EA:58:THR:O	2.21	0.41
1:EL:15:ASP:O	1:EL:35:VAL:HA	2.21	0.41
1:EP:88:GLU:HG3	1:EP:88:GLU:H	1.69	0.41
1:ER:35:VAL:HG22	1:ER:52:MET:HB2	2.02	0.41
1:EU:15:ASP:O	1:EU:35:VAL:HA	2.21	0.41
1:EF:38:LEU:CD2	1:EV:10:ARG:HH21	2.33	0.41
1:EZ:99:SER:OG	1:EZ:124:GLU:O	2.20	0.41
1:FC:80:SER:HB2	1:FD:74:VAL:CG2	2.48	0.41
1:FI:10:ARG:HD2	1:FK:38:LEU:HD11	2.01	0.41
1:FN:88:GLU:HG3	1:FN:88:GLU:H	1.69	0.41
1:FP:101:LEU:HA	1:FP:101:LEU:HD23	1.94	0.41
1:FQ:90:ARG:HA	1:FQ:93:VAL:HG22	2.02	0.41
1:FR:10:ARG:HH22	1:FT:15:ASP:HA	1.83	0.41
1:FY:57:LYS:HE3	1:FY:59:ILE:HD11	2.03	0.41
1:FZ:28:LEU:HB3	1:FZ:58:THR:O	2.21	0.41
1:GC:28:LEU:HB3	1:GC:58:THR:O	2.21	0.41
1:GE:15:ASP:O	1:GE:35:VAL:HA	2.21	0.41
1:GG:126:LEU:HA	1:GG:126:LEU:HD23	1.85	0.41
1:GH:15:ASP:O	1:GH:35:VAL:HA	2.21	0.41

Continued on next page...

Continued from previous page...

Atom-1	Atom-2	Interatomic distance (Å)	Clash overlap (Å)
1:GH:57:LYS:HE3	1:GH:59:ILE:HD11	2.03	0.41
1:CJ:38:LEU:HD22	1:GI:10:ARG:HH21	1.86	0.41
1:GJ:82:PRO:HD2	1:GJ:85:THR:HG21	2.02	0.41
1:GK:9:LEU:CG	1:GK:10:ARG:H	2.29	0.41
1:GQ:9:LEU:CG	1:GQ:10:ARG:H	2.29	0.41
1:GT:35:VAL:HG22	1:GT:52:MET:HB2	2.02	0.41
1:GV:82:PRO:HD2	1:GV:85:THR:HG21	2.02	0.41
1:HA:82:PRO:HD2	1:HA:85:THR:HG21	2.01	0.41
1:HC:15:ASP:O	1:HC:35:VAL:HA	2.21	0.41
1:HD:119:ASP:O	1:KP:8:LYS:HB2	2.20	0.41
1:HE:42:ARG:HB3	1:HE:45:ASN:HB3	2.02	0.41
1:HF:57:LYS:HE3	1:HF:59:ILE:HD11	2.03	0.41
1:HL:57:LYS:HE3	1:HL:59:ILE:HD11	2.03	0.41
1:HM:28:LEU:HB3	1:HM:58:THR:O	2.21	0.41
1:HN:123:ILE:HG13	1:HO:4:ILE:HB	2.03	0.41
1:HR:39:PRO:CD	1:HR:49:VAL:HG12	2.47	0.41
1:HS:26:VAL:HG21	1:LX:113:TYR:O	2.21	0.41
1:HU:57:LYS:HE3	1:HU:59:ILE:HD11	2.03	0.41
1:HW:7:PHE:HD1	1:HX:120:LYS:HD3	1.85	0.41
1:IA:15:ASP:O	1:IA:35:VAL:HA	2.21	0.41
1:ID:15:ASP:O	1:ID:35:VAL:HA	2.21	0.41
1:II:80:SER:HB2	1:IJ:74:VAL:CG2	2.48	0.41
1:IJ:57:LYS:HE3	1:IJ:59:ILE:HD11	2.03	0.41
1:IK:8:LYS:HA	1:IK:19:PHE:CD1	2.55	0.41
1:IL:123:ILE:HG13	1:IM:4:ILE:HB	2.03	0.41
1:IR:42:ARG:HB3	1:IR:45:ASN:HB3	2.02	0.41
1:IZ:28:LEU:HB3	1:IZ:58:THR:O	2.21	0.41
1:JJ:42:ARG:HB3	1:JJ:45:ASN:HB3	2.02	0.41
1:JJ:7:PHE:HD1	1:JK:120:LYS:HD3	1.85	0.41
1:JL:28:LEU:HB3	1:JL:58:THR:O	2.21	0.41
1:JN:57:LYS:HE3	1:JN:59:ILE:HD11	2.03	0.41
1:JV:7:PHE:HD1	1:JW:120:LYS:HD3	1.85	0.41
1:JV:123:ILE:HG13	1:JW:4:ILE:HB	2.03	0.41
1:JW:57:LYS:HE3	1:JW:59:ILE:HD11	2.03	0.41
1:JX:28:LEU:HB3	1:JX:58:THR:O	2.21	0.41
1:KA:10:ARG:HH21	1:NI:38:LEU:CD2	2.32	0.41
1:KJ:28:LEU:HB3	1:KJ:58:THR:O	2.21	0.41
1:KL:15:ASP:O	1:KL:35:VAL:HA	2.21	0.41
1:KP:28:LEU:HB3	1:KP:58:THR:O	2.21	0.41
1:KX:57:LYS:HE3	1:KX:59:ILE:HD11	2.03	0.41
1:KW:10:ARG:HD2	1:KY:38:LEU:HD11	2.01	0.41

Continued on next page...

Continued from previous page...

Atom-1	Atom-2	Interatomic distance (Å)	Clash overlap (Å)
1:HS:106:LYS:NZ	1:LE:129:THR:O	2.54	0.41
1:LF:123:ILE:HG13	1:LG:4:ILE:HB	2.03	0.41
1:LI:123:ILE:HG13	1:LJ:4:ILE:HB	2.03	0.41
1:LS:15:ASP:O	1:LS:35:VAL:HA	2.21	0.41
1:LT:28:LEU:HB3	1:LT:58:THR:O	2.21	0.41
1:MJ:10:ARG:HH22	1:ML:15:ASP:HA	1.83	0.41
1:MM:7:PHE:HD1	1:MN:120:LYS:HD3	1.85	0.41
1:MP:80:SER:HB2	1:MQ:74:VAL:CG2	2.48	0.41
1:MP:82:PRO:HD2	1:MP:85:THR:HG21	2.02	0.41
1:NC:35:VAL:HG22	1:NC:52:MET:HB2	2.02	0.41
1:NI:15:ASP:O	1:NI:35:VAL:HA	2.21	0.41
1:AI:28:LEU:HB3	1:AI:58:THR:O	2.21	0.40
1:AK:15:ASP:O	1:AK:35:VAL:HA	2.21	0.40
1:AN:15:ASP:O	1:AN:35:VAL:HA	2.21	0.40
1:AO:8:LYS:HA	1:AO:19:PHE:CD1	2.55	0.40
1:AQ:15:ASP:O	1:AQ:35:VAL:HA	2.21	0.40
1:AT:57:LYS:HE3	1:AT:59:ILE:HD11	2.03	0.40
1:AW:35:VAL:HG22	1:AW:52:MET:HB2	2.02	0.40
1:AX:90:ARG:HA	1:AX:93:VAL:HG22	2.02	0.40
1:AY:82:PRO:HD2	1:AY:85:THR:HG21	2.02	0.40
1:BD:28:LEU:HB3	1:BD:58:THR:O	2.21	0.40
1:BL:15:ASP:O	1:BL:35:VAL:HA	2.21	0.40
1:BS:28:LEU:HB3	1:BS:58:THR:O	2.21	0.40
1:BT:10:ARG:HH22	1:BV:15:ASP:HA	1.83	0.40
1:BV:28:LEU:HB3	1:BV:58:THR:O	2.21	0.40
1:CF:82:PRO:HD2	1:CF:85:THR:HG21	2.02	0.40
1:CI:7:PHE:HD1	1:CJ:120:LYS:HD3	1.85	0.40
1:CI:10:ARG:HH22	1:CK:15:ASP:HA	1.83	0.40
1:CO:7:PHE:HD1	1:CP:120:LYS:HD3	1.85	0.40
1:CP:39:PRO:CD	1:CP:49:VAL:HG12	2.47	0.40
1:CY:35:VAL:HG22	1:CY:52:MET:HB2	2.02	0.40
1:DB:57:LYS:HE3	1:DB:59:ILE:HD11	2.03	0.40
1:DN:57:LYS:HE3	1:DN:59:ILE:HD11	2.03	0.40
1:DV:99:SER:OG	1:DV:124:GLU:O	2.20	0.40
1:DW:15:ASP:O	1:DW:35:VAL:HA	2.21	0.40
1:DW:57:LYS:HE3	1:DW:59:ILE:HD11	2.03	0.40
1:AR:116:TYR:CE1	1:EB:9:LEU:HA	2.56	0.40
1:ED:28:LEU:HB3	1:ED:58:THR:O	2.21	0.40
1:EI:15:ASP:O	1:EI:35:VAL:HA	2.21	0.40
1:EM:28:LEU:HB3	1:EM:58:THR:O	2.21	0.40
1:EO:101:LEU:HD23	1:EO:101:LEU:HA	1.94	0.40

Continued on next page...

Continued from previous page...

Atom-1	Atom-2	Interatomic distance (Å)	Clash overlap (Å)
1:EO:57:LYS:HE3	1:EO:59:ILE:HD11	2.03	0.40
1:EN:10:ARG:HH22	1:EP:15:ASP:HA	1.83	0.40
1:ER:57:LYS:HE3	1:ER:59:ILE:HD11	2.03	0.40
1:EU:57:LYS:HE3	1:EU:59:ILE:HD11	2.03	0.40
1:EZ:126:LEU:HA	1:EZ:126:LEU:HD23	1.85	0.40
1:FC:123:ILE:HG13	1:FD:4:ILE:HB	2.03	0.40
1:FU:123:ILE:HG13	1:FV:4:ILE:HB	2.03	0.40
1:FX:82:PRO:HD2	1:FX:85:THR:HG21	2.02	0.40
1:GM:7:PHE:HD1	1:GN:120:LYS:HD3	1.85	0.40
1:GT:101:LEU:HD23	1:GT:101:LEU:HA	1.94	0.40
1:GY:123:ILE:HG13	1:GZ:4:ILE:HB	2.03	0.40
1:HB:7:PHE:HD1	1:HC:120:LYS:HD3	1.85	0.40
1:HN:10:ARG:HD2	1:HP:38:LEU:HD11	2.01	0.40
1:HO:101:LEU:HA	1:HO:101:LEU:HD23	1.93	0.40
1:IB:28:LEU:HB3	1:IB:58:THR:O	2.21	0.40
1:IC:123:ILE:HG13	1:ID:4:ILE:HB	2.04	0.40
1:IE:57:LYS:HZ3	1:LQ:92:GLU:CD	2.24	0.40
1:IE:8:LYS:HB2	1:LQ:119:ASP:O	2.21	0.40
1:IG:39:PRO:CD	1:IG:49:VAL:HG12	2.47	0.40
1:IP:15:ASP:O	1:IP:35:VAL:HA	2.21	0.40
1:IP:57:LYS:HE3	1:IP:59:ILE:HD11	2.03	0.40
1:IV:9:LEU:CG	1:IV:10:ARG:H	2.30	0.40
1:IV:57:LYS:HE3	1:IV:59:ILE:HD11	2.03	0.40
1:IZ:82:PRO:HD2	1:IZ:85:THR:HG21	2.01	0.40
1:JC:28:LEU:HB3	1:JC:58:THR:O	2.22	0.40
1:JE:15:ASP:O	1:JE:35:VAL:HA	2.21	0.40
1:JH:15:ASP:O	1:JH:35:VAL:HA	2.21	0.40
1:JH:57:LYS:HE3	1:JH:59:ILE:HD11	2.03	0.40
1:JN:35:VAL:HG22	1:JN:52:MET:HB2	2.02	0.40
1:JN:39:PRO:CD	1:JN:49:VAL:HG12	2.47	0.40
1:JS:82:PRO:HD2	1:JS:85:THR:HG21	2.02	0.40
1:JT:15:ASP:O	1:JT:35:VAL:HA	2.21	0.40
1:JV:80:SER:HB2	1:JW:74:VAL:CG2	2.48	0.40
1:JZ:57:LYS:HE3	1:JZ:59:ILE:HD11	2.03	0.40
1:KA:90:ARG:NH2	1:NM:113:TYR:CD1	2.89	0.40
1:KF:57:LYS:HE3	1:KF:59:ILE:HD11	2.03	0.40
1:KI:15:ASP:O	1:KI:35:VAL:HA	2.21	0.40
1:KI:39:PRO:CD	1:KI:49:VAL:HG12	2.47	0.40
1:KM:90:ARG:HA	1:KM:93:VAL:HG22	2.02	0.40
1:KW:7:PHE:HD1	1:KX:120:LYS:HD3	1.85	0.40
1:KX:15:ASP:O	1:KX:35:VAL:HA	2.21	0.40

Continued on next page...

Continued from previous page...

Atom-1	Atom-2	Interatomic distance (Å)	Clash overlap (Å)
1:KW:123:ILE:HG13	1:KX:4:ILE:HB	2.04	0.40
1:LC:123:ILE:HG13	1:LD:4:ILE:HB	2.03	0.40
1:LL:123:ILE:HG13	1:LM:4:ILE:HB	2.03	0.40
1:LY:57:LYS:HE3	1:LY:59:ILE:HD11	2.03	0.40
1:MJ:126:LEU:HA	1:MJ:126:LEU:HD23	1.85	0.40
1:JF:6:ILE:HB	1:MR:121:TYR:HB2	2.03	0.40
1:MR:28:LEU:HB3	1:MR:58:THR:O	2.21	0.40
1:MU:28:LEU:HB3	1:MU:58:THR:O	2.21	0.40
1:MV:10:ARG:HD2	1:MX:38:LEU:HD11	2.01	0.40
1:NF:57:LYS:HE3	1:NF:59:ILE:HD11	2.03	0.40
1:NG:8:LYS:HA	1:NG:19:PHE:CD1	2.55	0.40
1:NJ:28:LEU:HB3	1:NJ:58:THR:O	2.21	0.40
1:NL:35:VAL:HG22	1:NL:52:MET:HB2	2.02	0.40
1:NP:90:ARG:HA	1:NP:93:VAL:HG22	2.02	0.40
1:NR:15:ASP:O	1:NR:35:VAL:HA	2.21	0.40
1:NQ:123:ILE:HG13	1:NR:4:ILE:HB	2.03	0.40
1:NT:123:ILE:HG13	1:NU:4:ILE:HB	2.03	0.40
1:AF:57:LYS:HZ3	1:DR:92:GLU:CD	2.24	0.40
1:AG:123:ILE:HG13	1:AH:4:ILE:HB	2.04	0.40
1:AJ:42:ARG:HB3	1:AJ:45:ASN:HB3	2.02	0.40
1:AS:80:SER:HB2	1:AT:74:VAL:CG2	2.48	0.40
1:AT:15:ASP:O	1:AT:35:VAL:HA	2.21	0.40
1:BN:42:ARG:HB3	1:BN:45:ASN:HB3	2.02	0.40
1:BQ:123:ILE:HG13	1:BR:4:ILE:HB	2.03	0.40
1:CC:123:ILE:HG13	1:CD:4:ILE:HB	2.03	0.40
1:CC:42:ARG:HB3	1:CC:45:ASN:HB3	2.02	0.40
1:CE:28:LEU:HB3	1:CE:58:THR:O	2.22	0.40
1:CF:42:ARG:HB3	1:CF:45:ASN:HB3	2.02	0.40
1:CG:101:LEU:HD23	1:CG:101:LEU:HA	1.94	0.40
1:CQ:28:LEU:HB3	1:CQ:58:THR:O	2.21	0.40
1:DA:123:ILE:HG13	1:DB:4:ILE:HB	2.03	0.40
1:DE:15:ASP:O	1:DE:35:VAL:HA	2.21	0.40
1:DO:28:LEU:HB3	1:DO:58:THR:O	2.21	0.40
1:AO:74:VAL:CG2	1:EA:80:SER:HB2	2.50	0.40
1:EK:123:ILE:HG13	1:EL:4:ILE:HB	2.04	0.40
1:BD:49:VAL:HG11	1:EP:112:ALA:O	2.21	0.40
1:FD:57:LYS:HE3	1:FD:59:ILE:HD11	2.03	0.40
1:EU:10:ARG:NH1	1:FF:38:LEU:HB2	2.36	0.40
1:FM:57:LYS:HE3	1:FM:59:ILE:HD11	2.03	0.40
1:FO:80:SER:HB2	1:FP:74:VAL:CG2	2.48	0.40
1:FU:42:ARG:HB3	1:FU:45:ASN:HB3	2.02	0.40

Continued on next page...

Continued from previous page...

Atom-1	Atom-2	Interatomic distance (Å)	Clash overlap (Å)
1:FV:15:ASP:O	1:FV:35:VAL:HA	2.21	0.40
1:GK:15:ASP:O	1:GK:35:VAL:HA	2.21	0.40
1:GM:80:SER:HB2	1:GN:74:VAL:CG2	2.48	0.40
1:GM:123:ILE:HG13	1:GN:4:ILE:HB	2.03	0.40
1:GN:57:LYS:HE3	1:GN:59:ILE:HD11	2.03	0.40
1:HJ:82:PRO:HD2	1:HJ:85:THR:HG21	2.01	0.40
1:HO:57:LYS:HE3	1:HO:59:ILE:HD11	2.03	0.40
1:HR:15:ASP:O	1:HR:35:VAL:HA	2.21	0.40
1:HT:10:ARG:HD2	1:HV:38:LEU:HD11	2.02	0.40
1:HT:123:ILE:HG13	1:HU:4:ILE:HB	2.03	0.40
1:HT:82:PRO:HD2	1:HT:85:THR:HG21	2.02	0.40
1:IC:7:PHE:HD1	1:ID:120:LYS:HD3	1.85	0.40
1:IJ:15:ASP:O	1:IJ:35:VAL:HA	2.21	0.40
1:IM:35:VAL:HG22	1:IM:52:MET:HB2	2.02	0.40
1:IR:123:ILE:HG13	1:IS:4:ILE:HB	2.03	0.40
1:IS:9:LEU:CG	1:IS:10:ARG:H	2.29	0.40
1:IR:10:ARG:HH22	1:IT:15:ASP:HA	1.83	0.40
1:IU:42:ARG:HB3	1:IU:45:ASN:HB3	2.02	0.40
1:IV:11:GLU:OE1	1:KP:11:GLU:OE1	2.38	0.40
1:JE:101:LEU:HA	1:JE:101:LEU:HD23	1.93	0.40
1:JK:35:VAL:HG22	1:JK:52:MET:HB2	2.02	0.40
1:JP:123:ILE:HG13	1:JQ:4:ILE:HB	2.03	0.40
1:JQ:15:ASP:O	1:JQ:35:VAL:HA	2.21	0.40
1:JS:80:SER:HB2	1:JT:74:VAL:CG2	2.48	0.40
1:KC:57:LYS:HE3	1:KC:59:ILE:HD11	2.03	0.40
1:KE:42:ARG:HB3	1:KE:45:ASN:HB3	2.02	0.40
1:KF:35:VAL:HG22	1:KF:52:MET:HB2	2.02	0.40
1:KL:57:LYS:HE3	1:KL:59:ILE:HD11	2.03	0.40
1:KN:123:ILE:HG13	1:KO:4:ILE:HB	2.03	0.40
1:LH:28:LEU:HB3	1:LH:58:THR:O	2.21	0.40
1:LW:26:VAL:HG21	1:MG:113:TYR:O	2.21	0.40
1:LX:123:ILE:HG13	1:LY:4:ILE:HB	2.03	0.40
1:MA:7:PHE:HD1	1:MB:120:LYS:HD3	1.85	0.40
1:MD:126:LEU:HD23	1:MD:126:LEU:HA	1.85	0.40
1:MH:15:ASP:O	1:MH:35:VAL:HA	2.21	0.40
1:MJ:82:PRO:HD2	1:MJ:85:THR:HG21	2.02	0.40
1:MN:15:ASP:O	1:MN:35:VAL:HA	2.21	0.40
1:JF:59:ILE:CD1	1:MR:89:ASP:OD2	2.69	0.40
1:MV:7:PHE:HD1	1:MW:120:LYS:HD3	1.85	0.40
1:NP:28:LEU:HB3	1:NP:58:THR:O	2.21	0.40
1:NS:90:ARG:HA	1:NS:93:VAL:HG22	2.02	0.40

Continued on next page...

Continued from previous page...

Atom-1	Atom-2	Interatomic distance (Å)	Clash overlap (Å)
1:NT:126:LEU:HD23	1:NT:126:LEU:HA	1.85	0.40
1:NU:35:VAL:HG22	1:NU:52:MET:HB2	2.02	0.40
1:AD:123:ILE:HG13	1:AE:4:ILE:HB	2.03	0.40
1:AE:57:LYS:HE3	1:AE:59:ILE:HD11	2.03	0.40
1:AV:126:LEU:HA	1:AV:126:LEU:HD23	1.85	0.40
1:BB:123:ILE:HG13	1:BC:4:ILE:HB	2.03	0.40
1:BD:90:ARG:HA	1:BD:93:VAL:HG22	2.02	0.40
1:BI:39:PRO:CD	1:BI:49:VAL:HG12	2.47	0.40
1:BM:129:THR:O	1:EY:106:LYS:NZ	2.54	0.40
1:BO:57:LYS:HE3	1:BO:59:ILE:HD11	2.03	0.40
1:CB:28:LEU:HB3	1:CB:58:THR:O	2.21	0.40
1:CR:80:SER:HB2	1:CS:74:VAL:CG2	2.48	0.40
1:CS:15:ASP:O	1:CS:35:VAL:HA	2.21	0.40
1:CV:57:LYS:HE3	1:CV:59:ILE:HD11	2.03	0.40
1:CW:104:GLU:OE1	1:GI:53:ARG:NH1	2.42	0.40
1:CW:89:ASP:OD2	1:GI:59:ILE:HD12	2.22	0.40
1:DA:42:ARG:HB3	1:DA:45:ASN:HB3	2.02	0.40
1:DF:28:LEU:HB3	1:DF:58:THR:O	2.21	0.40
1:EC:35:VAL:HG22	1:EC:52:MET:HB2	2.02	0.40
1:EI:35:VAL:HG22	1:EI:52:MET:HB2	2.02	0.40
1:EN:82:PRO:HD2	1:EN:85:THR:HG21	2.02	0.40
1:EZ:10:ARG:HD2	1:FB:38:LEU:HD11	2.01	0.40
1:FC:126:LEU:HD23	1:FC:126:LEU:HA	1.85	0.40
1:BS:116:TYR:CD1	1:FC:9:LEU:HA	2.56	0.40
1:FG:15:ASP:O	1:FG:35:VAL:HA	2.21	0.40
1:FB:20:THR:OG1	1:FL:116:TYR:OH	2.10	0.40
1:CB:81:PHE:CD1	1:FN:73:ILE:HG23	2.57	0.40
1:FP:57:LYS:HE3	1:FP:59:ILE:HD11	2.03	0.40
1:FT:28:LEU:HB3	1:FT:58:THR:O	2.21	0.40
1:GD:123:ILE:HG13	1:GE:4:ILE:HB	2.03	0.40
1:GE:57:LYS:HE3	1:GE:59:ILE:HD11	2.03	0.40
1:GG:42:ARG:HB3	1:GG:45:ASN:HB3	2.02	0.40
1:CV:113:TYR:O	1:GN:26:VAL:HG21	2.21	0.40
1:GS:123:ILE:HG13	1:GT:4:ILE:HB	2.03	0.40
1:GX:28:LEU:HB3	1:GX:58:THR:O	2.21	0.40
1:HA:88:GLU:H	1:HA:88:GLU:HG3	1.69	0.40
1:HI:15:ASP:O	1:HI:35:VAL:HA	2.21	0.40
1:HK:123:ILE:HG13	1:HL:4:ILE:HB	2.04	0.40
1:HO:35:VAL:HG22	1:HO:52:MET:HB2	2.02	0.40
1:HP:28:LEU:HB3	1:HP:58:THR:O	2.21	0.40
1:HT:80:SER:HB2	1:HU:74:VAL:CG2	2.48	0.40

Continued on next page...

Continued from previous page...

Atom-1	Atom-2	Interatomic distance (Å)	Clash overlap (Å)
1:HW:42:ARG:HB3	1:HW:45:ASN:HB3	2.02	0.40
1:HZ:42:ARG:HB3	1:HZ:45:ASN:HB3	2.02	0.40
1:IB:112:ALA:O	1:LN:49:VAL:CG1	2.67	0.40
1:IH:28:LEU:HB3	1:IH:58:THR:O	2.21	0.40
1:II:126:LEU:HD23	1:II:126:LEU:HA	1.85	0.40
1:IS:39:PRO:CD	1:IS:49:VAL:HG12	2.47	0.40
1:IU:99:SER:OG	1:IU:124:GLU:O	2.20	0.40
1:JB:39:PRO:CD	1:JB:49:VAL:HG12	2.47	0.40
1:JF:10:ARG:HH21	1:JK:38:LEU:CD2	2.34	0.40
1:JG:42:ARG:HB3	1:JG:45:ASN:HB3	2.02	0.40
1:JG:123:ILE:HG13	1:JH:4:ILE:HB	2.03	0.40
1:JI:28:LEU:HB3	1:JI:58:THR:O	2.21	0.40
1:JO:28:LEU:HB3	1:JO:58:THR:O	2.21	0.40
1:JR:28:LEU:HB3	1:JR:58:THR:O	2.21	0.40
1:JZ:39:PRO:CD	1:JZ:49:VAL:HG12	2.47	0.40
1:KF:15:ASP:O	1:KF:35:VAL:HA	2.21	0.40
1:KI:35:VAL:HG22	1:KI:52:MET:HB2	2.02	0.40
1:KO:15:ASP:O	1:KO:35:VAL:HA	2.21	0.40
1:KT:123:ILE:HG13	1:KU:4:ILE:HB	2.03	0.40
1:LC:42:ARG:HB3	1:LC:45:ASN:HB3	2.02	0.40
1:LO:123:ILE:HG13	1:LP:4:ILE:HB	2.04	0.40
1:LO:126:LEU:HD23	1:LO:126:LEU:HA	1.85	0.40
1:IH:74:VAL:CG2	1:LT:80:SER:HB2	2.50	0.40
1:MJ:123:ILE:HG13	1:MK:4:ILE:HB	2.03	0.40
1:LZ:10:ARG:HH21	1:MK:38:LEU:HD22	1.86	0.40
1:MM:42:ARG:HB3	1:MM:45:ASN:HB3	2.02	0.40
1:MY:42:ARG:HB3	1:MY:45:ASN:HB3	2.02	0.40
1:JR:57:LYS:NZ	1:ND:92:GLU:OE2	2.50	0.40
1:NQ:7:PHE:HD1	1:NR:120:LYS:HD3	1.85	0.40
1:NS:28:LEU:HB3	1:NS:58:THR:O	2.21	0.40
1:AM:123:ILE:HG13	1:AN:4:ILE:HB	2.03	0.40
1:AV:123:ILE:HG13	1:AW:4:ILE:HB	2.03	0.40
1:AZ:15:ASP:O	1:AZ:35:VAL:HA	2.21	0.40
1:BF:101:LEU:HD23	1:BF:101:LEU:HA	1.94	0.40
1:BE:123:ILE:HG13	1:BF:4:ILE:HB	2.04	0.40
1:BM:28:LEU:HB3	1:BM:58:THR:O	2.21	0.40
1:BT:123:ILE:HG13	1:BU:4:ILE:HB	2.03	0.40
1:CA:15:ASP:O	1:CA:35:VAL:HA	2.21	0.40
1:CA:39:PRO:CD	1:CA:49:VAL:HG12	2.47	0.40
1:CG:15:ASP:O	1:CG:35:VAL:HA	2.21	0.40
1:CK:28:LEU:HB3	1:CK:58:THR:O	2.21	0.40

Continued on next page...

Continued from previous page...

Atom-1	Atom-2	Interatomic distance (Å)	Clash overlap (Å)
1:CN:28:LEU:HB3	1:CN:58:THR:O	2.21	0.40
1:DL:88:GLU:H	1:DL:88:GLU:HG3	1.69	0.40
1:DV:123:ILE:HG13	1:DW:4:ILE:HB	2.03	0.40
1:DV:42:ARG:HB3	1:DV:45:ASN:HB3	2.02	0.40
1:DY:123:ILE:HG13	1:DZ:4:ILE:HB	2.03	0.40
1:EJ:28:LEU:HB3	1:EJ:58:THR:O	2.21	0.40
1:BA:59:ILE:HD12	1:EM:89:ASP:OD2	2.21	0.40
1:ET:10:ARG:HH22	1:EV:15:ASP:HA	1.83	0.40
1:EW:80:SER:HB2	1:EX:74:VAL:CG2	2.48	0.40
1:FJ:57:LYS:HE3	1:FJ:59:ILE:HD11	2.03	0.40
1:FN:28:LEU:HB3	1:FN:58:THR:O	2.21	0.40
1:FZ:88:GLU:HG3	1:FZ:88:GLU:H	1.69	0.40
1:GA:10:ARG:HH22	1:GC:15:ASP:HA	1.83	0.40
1:GJ:123:ILE:HG13	1:GK:4:ILE:HB	2.03	0.40
1:GN:15:ASP:O	1:GN:35:VAL:HA	2.21	0.40
1:FT:26:VAL:CG2	1:GP:114:SER:HA	2.51	0.40
1:HE:123:ILE:HG13	1:HF:4:ILE:HB	2.03	0.40
1:HQ:10:ARG:HH22	1:HS:15:ASP:HA	1.83	0.40
1:HV:28:LEU:HB3	1:HV:58:THR:O	2.21	0.40
1:HX:57:LYS:HE3	1:HX:59:ILE:HD11	2.03	0.40
1:HZ:123:ILE:HG13	1:IA:4:ILE:HB	2.03	0.40
1:IL:7:PHE:HD1	1:IM:120:LYS:HD3	1.85	0.40
1:IO:80:SER:HB2	1:IP:74:VAL:CG2	2.48	0.40
1:IO:123:ILE:HG13	1:IP:4:ILE:HB	2.04	0.40
1:IO:10:ARG:HH22	1:IQ:15:ASP:HA	1.83	0.40
1:IQ:28:LEU:HB3	1:IQ:58:THR:O	2.21	0.40
1:IR:80:SER:HB2	1:IS:74:VAL:CG2	2.48	0.40
1:IU:123:ILE:HG13	1:IV:4:ILE:HB	2.03	0.40
1:JD:123:ILE:HG13	1:JE:4:ILE:HB	2.03	0.40
1:JD:10:ARG:HH22	1:JF:15:ASP:HA	1.83	0.40
1:KU:15:ASP:O	1:KU:35:VAL:HA	2.21	0.40
1:LG:101:LEU:HA	1:LG:101:LEU:HD23	1.94	0.40
1:LF:10:ARG:HH22	1:LH:15:ASP:HA	1.83	0.40
1:LO:42:ARG:HB3	1:LO:45:ASN:HB3	2.02	0.40
1:LJ:38:LEU:CD2	1:LQ:10:ARG:HH21	2.33	0.40
1:MC:28:LEU:HB3	1:MC:58:THR:O	2.21	0.40
1:MD:42:ARG:HB3	1:MD:45:ASN:HB3	2.02	0.40
1:MD:123:ILE:HG13	1:ME:4:ILE:HB	2.03	0.40
1:MO:28:LEU:HB3	1:MO:58:THR:O	2.21	0.40
1:MS:38:LEU:HB2	1:NR:10:ARG:HH11	1.87	0.40
1:MX:28:LEU:HB3	1:MX:58:THR:O	2.21	0.40

Continued on next page...

Continued from previous page...

Atom-1	Atom-2	Interatomic distance (Å)	Clash overlap (Å)
1:MZ:15:ASP:O	1:MZ:35:VAL:HA	2.21	0.40
1:MY:123:ILE:HG13	1:MZ:4:ILE:HB	2.03	0.40
1:NH:123:ILE:HG13	1:NI:4:ILE:HB	2.03	0.40
1:NI:57:LYS:HE3	1:NI:59:ILE:HD11	2.03	0.40
1:NJ:88:GLU:H	1:NJ:88:GLU:HG3	1.69	0.40
1:NN:7:PHE:HD1	1:NO:120:LYS:HD3	1.85	0.40
1:NO:39:PRO:CD	1:NO:49:VAL:HG12	2.47	0.40
1:NU:101:LEU:HD23	1:NU:101:LEU:HA	1.93	0.40
1:AF:28:LEU:HB3	1:AF:58:THR:O	2.21	0.40
1:AK:57:LYS:HE3	1:AK:59:ILE:HD11	2.03	0.40
1:BC:15:ASP:O	1:BC:35:VAL:HA	2.21	0.40
1:BF:35:VAL:HG22	1:BF:52:MET:HB2	2.02	0.40
1:BJ:28:LEU:HB3	1:BJ:58:THR:O	2.21	0.40
1:BN:80:SER:HB2	1:BO:74:VAL:CG2	2.48	0.40
1:CD:35:VAL:HG22	1:CD:52:MET:HB2	2.02	0.40
1:CH:28:LEU:HB3	1:CH:58:THR:O	2.21	0.40
1:CT:28:LEU:HB3	1:CT:58:THR:O	2.21	0.40
1:CY:15:ASP:O	1:CY:35:VAL:HA	2.21	0.40
1:CZ:28:LEU:HB3	1:CZ:58:THR:O	2.21	0.40
1:DJ:123:ILE:HG13	1:DK:4:ILE:HB	2.03	0.40
1:DN:10:ARG:HH11	1:GS:38:LEU:HB2	1.87	0.40
1:DP:123:ILE:HG13	1:DQ:4:ILE:HB	2.03	0.40
1:DT:15:ASP:O	1:DT:35:VAL:HA	2.21	0.40
1:DX:28:LEU:HB3	1:DX:58:THR:O	2.21	0.40
1:DZ:39:PRO:CD	1:DZ:49:VAL:HG12	2.47	0.40
1:ET:42:ARG:HB3	1:ET:45:ASN:HB3	2.02	0.40
1:EW:123:ILE:HG13	1:EX:4:ILE:HB	2.03	0.40
1:FW:28:LEU:HB3	1:FW:58:THR:O	2.21	0.40
1:GP:42:ARG:HB3	1:GP:45:ASN:HB3	2.02	0.40
1:GR:88:GLU:HG3	1:GR:88:GLU:H	1.69	0.40
1:DQ:26:VAL:HG21	1:GW:113:TYR:O	2.22	0.40
1:HM:90:ARG:HA	1:HM:93:VAL:HG22	2.02	0.40
1:II:42:ARG:HB3	1:II:45:ASN:HB3	2.02	0.40
1:IJ:35:VAL:HG22	1:IJ:52:MET:HB2	2.02	0.40
1:JL:129:THR:O	1:MX:106:LYS:NZ	2.55	0.40
1:JW:35:VAL:HG22	1:JW:52:MET:HB2	2.02	0.40
1:JZ:15:ASP:O	1:JZ:35:VAL:HA	2.21	0.40
1:KB:10:ARG:HH22	1:KD:15:ASP:HA	1.83	0.40
1:KE:123:ILE:HG13	1:KF:4:ILE:HB	2.03	0.40
1:KG:92:GLU:CD	1:NS:57:LYS:NZ	2.69	0.40
1:KM:28:LEU:HB3	1:KM:58:THR:O	2.21	0.40

Continued on next page...

Continued from previous page...

Atom-1	Atom-2	Interatomic distance (Å)	Clash overlap (Å)
1:KQ:123:ILE:HG13	1:KR:4:ILE:HB	2.03	0.40
1:KQ:42:ARG:HB3	1:KQ:45:ASN:HB3	2.02	0.40
1:HM:57:LYS:NZ	1:KY:92:GLU:OE2	2.45	0.40
1:LU:7:PHE:HD1	1:LV:120:LYS:HD3	1.85	0.40
1:MA:123:ILE:HG13	1:MB:4:ILE:HB	2.03	0.40
1:MB:15:ASP:O	1:MB:35:VAL:HA	2.21	0.40
1:MM:123:ILE:HG13	1:MN:4:ILE:HB	2.03	0.40
1:MQ:15:ASP:O	1:MQ:35:VAL:HA	2.21	0.40
1:MW:15:ASP:O	1:MW:35:VAL:HA	2.21	0.40
1:MV:10:ARG:HH22	1:MX:15:ASP:HA	1.83	0.40
1:NC:57:LYS:HE3	1:NC:59:ILE:HD11	2.03	0.40
1:JR:106:LYS:NZ	1:ND:129:THR:O	2.54	0.40
1:NF:15:ASP:O	1:NF:35:VAL:HA	2.21	0.40
1:NI:101:LEU:HD23	1:NI:101:LEU:HA	1.94	0.40
1:NK:123:ILE:HG13	1:NL:4:ILE:HB	2.04	0.40
1:KA:90:ARG:NH2	1:NM:113:TYR:CG	2.90	0.40
1:NO:57:LYS:HE3	1:NO:59:ILE:HD11	2.03	0.40
1:NV:28:LEU:HB3	1:NV:58:THR:O	2.21	0.40

All (112) symmetry-related close contacts are listed below. The label for Atom-2 includes the symmetry operator and encoded unit-cell translations to be applied.

Atom-1	Atom-2	Interatomic distance (Å)	Clash overlap (Å)
1:FN:88:GLU:CG	1:NV:1:SER:N[1_545]	1.02	1.18
1:BS:130:GLU:CD	1:KS:1:SER:O[1_554]	1.07	1.13
1:GC:129:THR:CG2	1:IN:3:PRO:CG[1_454]	1.08	1.12
1:BS:129:THR:O	1:KS:2:LYS:NZ[1_554]	1.12	1.08
1:CS:130:GLU:CD	1:EE:1:SER:OG[1_455]	1.14	1.06
1:FN:88:GLU:CD	1:NV:1:SER:OG[1_545]	1.20	1.00
1:GC:88:GLU:OE1	1:IN:129:THR:N[1_454]	1.23	0.97
1:CS:130:GLU:OE2	1:EE:1:SER:CA[1_455]	1.23	0.97
1:BS:130:GLU:CG	1:KS:1:SER:O[1_554]	1.24	0.96
1:EO:2:LYS:CD	1:JF:130:GLU:CB[1_544]	1.25	0.95
1:CS:130:GLU:OE2	1:EE:1:SER:C[1_455]	1.25	0.95
1:CM:129:THR:OG1	1:LF:122:PHE:CZ[1_455]	1.29	0.91
1:BR:88:GLU:OE2	1:KQ:1:SER:O[1_554]	1.29	0.91
1:BS:130:GLU:CB	1:KS:1:SER:C[1_554]	1.32	0.88
1:DT:88:GLU:CB	1:IP:130:GLU:OE2[1_445]	1.33	0.87
1:CM:129:THR:OG1	1:LF:122:PHE:CE1[1_455]	1.40	0.80
1:GC:129:THR:CB	1:IN:3:PRO:CG[1_454]	1.40	0.80

Continued on next page...

Continued from previous page...

Atom-1	Atom-2	Interatomic distance (Å)	Clash overlap (Å)
1:FN:87:GLU:OE1	1:NV:2:LYS:NZ[1_545]	1.42	0.78
1:BS:130:GLU:OE1	1:KS:1:SER:O[1_554]	1.44	0.76
1:EI:3:PRO:CG	1:JK:127:VAL:CG1[1_544]	1.45	0.75
1:FN:88:GLU:CG	1:NV:1:SER:CA[1_545]	1.46	0.74
1:DK:2:LYS:NZ	1:IL:108:ASN:ND2[1_454]	1.46	0.74
1:GR:3:PRO:CG	1:LB:130:GLU:O[1_445]	1.47	0.73
1:CS:130:GLU:OE2	1:EE:1:SER:CB[1_455]	1.48	0.72
1:FN:88:GLU:OE1	1:NV:1:SER:OG[1_545]	1.51	0.69
1:BS:130:GLU:CB	1:KS:2:LYS:N[1_554]	1.52	0.68
1:CM:130:GLU:OXT	1:LG:7:PHE:CZ[1_455]	1.53	0.67
1:EO:2:LYS:CG	1:JF:130:GLU:OE1[1_544]	1.53	0.67
1:EO:2:LYS:CD	1:JF:130:GLU:CA[1_544]	1.56	0.64
1:GC:129:THR:CB	1:IN:3:PRO:CD[1_454]	1.56	0.64
1:IK:130:GLU:CG	1:NR:2:LYS:CD[1_545]	1.61	0.59
1:JC:130:GLU:CG	1:LS:2:LYS:CD[1_455]	1.62	0.58
1:BR:88:GLU:OE2	1:KQ:1:SER:C[1_554]	1.62	0.58
1:ID:129:THR:OG1	1:KK:122:PHE:CE1[1_545]	1.63	0.57
1:BR:88:GLU:OE2	1:KQ:2:LYS:CA[1_554]	1.66	0.54
1:BS:130:GLU:CB	1:KS:1:SER:O[1_554]	1.68	0.52
1:CS:130:GLU:OE1	1:EE:1:SER:OG[1_455]	1.69	0.51
1:EO:2:LYS:NZ	1:MR:106:LYS:NZ[1_544]	1.70	0.50
1:EO:2:LYS:CG	1:JF:130:GLU:CB[1_544]	1.72	0.48
1:FN:87:GLU:OE1	1:NV:2:LYS:CE[1_545]	1.72	0.48
1:IK:130:GLU:CG	1:NR:2:LYS:CE[1_545]	1.74	0.46
1:GC:88:GLU:OE2	1:IN:128:ILE:CG2[1_454]	1.74	0.46
1:CS:130:GLU:CG	1:EE:1:SER:OG[1_455]	1.76	0.44
1:BR:88:GLU:OE2	1:KQ:2:LYS:N[1_554]	1.76	0.44
1:BR:88:GLU:CD	1:KQ:2:LYS:CA[1_554]	1.76	0.44
1:GC:88:GLU:O	1:IN:130:GLU:O[1_454]	1.77	0.43
1:CM:130:GLU:OXT	1:LG:7:PHE:CE1[1_455]	1.77	0.43
1:CS:130:GLU:OE2	1:EE:1:SER:OG[1_455]	1.77	0.43
1:FM:124:GLU:OE2	1:KO:88:GLU:OE2[1_545]	1.78	0.42
1:BS:129:THR:C	1:KS:2:LYS:NZ[1_554]	1.78	0.42
1:DK:2:LYS:CE	1:IL:108:ASN:ND2[1_454]	1.80	0.40
1:GC:129:THR:OG1	1:IN:3:PRO:CG[1_454]	1.81	0.39
1:BS:130:GLU:N	1:KS:2:LYS:CG[1_554]	1.82	0.38
1:FN:88:GLU:OE2	1:NV:1:SER:OG[1_545]	1.83	0.37
1:GC:129:THR:CG2	1:IN:3:PRO:CD[1_454]	1.84	0.36
1:GR:3:PRO:CD	1:LB:130:GLU:CB[1_445]	1.84	0.36
1:GR:2:LYS:CG	1:LB:130:GLU:OE1[1_445]	1.85	0.35
1:GC:88:GLU:CD	1:IN:129:THR:N[1_454]	1.86	0.34

Continued on next page...

Continued from previous page...

Atom-1	Atom-2	Interatomic distance (Å)	Clash overlap (Å)
1:IC:1:SER:O	1:KL:130:GLU:OE2[1_545]	1.86	0.34
1:JC:130:GLU:CG	1:LS:2:LYS:CG[1_455]	1.86	0.34
1:BL:2:LYS:CD	1:GU:130:GLU:OE1[1_545]	1.86	0.34
1:CS:130:GLU:OE2	1:EE:1:SER:O[1_455]	1.88	0.32
1:JP:1:SER:C	1:LD:130:GLU:OE2[1_455]	1.89	0.31
1:FN:88:GLU:CB	1:NV:1:SER:N[1_545]	1.91	0.29
1:EO:2:LYS:CG	1:JF:130:GLU:CD[1_544]	1.91	0.29
1:FN:88:GLU:CG	1:NV:1:SER:CB[1_545]	1.92	0.28
1:BS:129:THR:OG1	1:KS:2:LYS:CE[1_554]	1.92	0.28
1:CS:130:GLU:CD	1:EE:1:SER:CB[1_455]	1.93	0.27
1:FN:88:GLU:CD	1:NV:1:SER:CB[1_545]	1.94	0.26
1:ID:129:THR:OG1	1:KK:122:PHE:CZ[1_545]	1.95	0.25
1:EH:124:GLU:OE2	1:JJ:1:SER:OG[1_544]	1.96	0.24
1:JQ:129:THR:OG1	1:LC:122:PHE:CZ[1_455]	1.97	0.23
1:CR:122:PHE:CZ	1:EF:130:GLU:OXT[1_455]	1.98	0.22
1:DS:107:ASN:OD1	1:LB:2:LYS:CE[1_445]	1.99	0.21
1:BS:130:GLU:CG	1:KS:1:SER:C[1_554]	2.00	0.20
1:JP:2:LYS:N	1:LD:130:GLU:OE2[1_455]	2.02	0.18
1:GC:88:GLU:OE1	1:IN:129:THR:CA[1_454]	2.02	0.18
1:IK:130:GLU:OE2	1:NR:2:LYS:CE[1_545]	2.04	0.16
1:ED:129:THR:O	1:NP:2:LYS:NZ[1_554]	2.05	0.15
1:FN:88:GLU:CG	1:NV:1:SER:OG[1_545]	2.05	0.15
1:BS:129:THR:OG1	1:KS:2:LYS:CD[1_554]	2.06	0.14
1:BR:88:GLU:OE2	1:KQ:2:LYS:C[1_554]	2.08	0.12
1:EO:2:LYS:CG	1:JF:130:GLU:CG[1_544]	2.09	0.11
1:JC:129:THR:CA	1:LS:2:LYS:NZ[1_455]	2.09	0.11
1:IK:130:GLU:CG	1:NR:2:LYS:NZ[1_545]	2.10	0.10
1:FN:88:GLU:N	1:NV:1:SER:N[1_545]	2.11	0.09
1:FM:124:GLU:CD	1:KO:88:GLU:OE2[1_545]	2.11	0.09
1:DS:107:ASN:OD1	1:LB:2:LYS:NZ[1_445]	2.12	0.08
1:IK:130:GLU:CD	1:NR:2:LYS:CE[1_545]	2.12	0.08
1:EO:2:LYS:CE	1:JF:130:GLU:CA[1_544]	2.12	0.08
1:GC:129:THR:CG2	1:IN:3:PRO:CB[1_454]	2.13	0.07
1:JC:130:GLU:CG	1:LS:2:LYS:CE[1_455]	2.13	0.07
1:FN:88:GLU:CD	1:NV:1:SER:CA[1_545]	2.13	0.07
1:BS:129:THR:C	1:KS:2:LYS:CE[1_554]	2.13	0.07
1:BS:130:GLU:O	1:KS:2:LYS:CG[1_554]	2.14	0.06
1:BR:88:GLU:CG	1:KQ:2:LYS:N[1_554]	2.14	0.06
1:GC:88:GLU:OE1	1:IN:129:THR:OG1[1_454]	2.14	0.06
1:BS:130:GLU:CB	1:KS:2:LYS:CA[1_554]	2.14	0.06
1:JC:1:SER:O	1:LR:88:GLU:OE2[1_455]	2.16	0.04

Continued on next page...

Continued from previous page...

Atom-1	Atom-2	Interatomic distance (Å)	Clash overlap (Å)
1:BR:88:GLU:CD	1:KQ:2:LYS:N[1_554]	2.17	0.03
1:EI:3:PRO:CB	1:JK:127:VAL:CG1[1_544]	2.17	0.03
1:GC:130:GLU:CG	1:IN:2:LYS:CG[1_454]	2.17	0.03
1:FN:88:GLU:OE2	1:NV:1:SER:CB[1_545]	2.17	0.03
1:GC:88:GLU:OE2	1:IN:129:THR:N[1_454]	2.17	0.03
1:DT:88:GLU:CB	1:IP:130:GLU:CD[1_445]	2.17	0.03
1:CL:2:LYS:CE	1:LG:130:GLU:OXT[1_455]	2.18	0.02
1:BL:2:LYS:CG	1:GU:130:GLU:OE1[1_545]	2.18	0.02
1:JQ:129:THR:OG1	1:LC:122:PHE:CE2[1_455]	2.18	0.02
1:DT:130:GLU:OE2	1:LB:4:ILE:CD1[1_445]	2.18	0.02
1:BS:130:GLU:CA	1:KS:2:LYS:CG[1_554]	2.19	0.01
1:EO:2:LYS:NZ	1:JF:130:GLU:CA[1_544]	2.19	0.01
1:BS:130:GLU:OE2	1:KS:1:SER:O[1_554]	2.19	0.01

5.3 Torsion angles [i](#)

5.3.1 Protein backbone [i](#)

In the following table, the Percentiles column shows the percent Ramachandran outliers of the chain as a percentile score with respect to all X-ray entries followed by that with respect to entries of similar resolution.

The Analysed column shows the number of residues for which the backbone conformation was analysed, and the total number of residues.

Mol	Chain	Analysed	Favoured	Allowed	Outliers	Percentiles	
1	AA	128/130 (98%)	126 (98%)	2 (2%)	0	100	100
1	AB	128/130 (98%)	126 (98%)	2 (2%)	0	100	100
1	AC	128/130 (98%)	125 (98%)	3 (2%)	0	100	100
1	AD	128/130 (98%)	126 (98%)	2 (2%)	0	100	100
1	AE	128/130 (98%)	126 (98%)	2 (2%)	0	100	100
1	AF	128/130 (98%)	125 (98%)	3 (2%)	0	100	100
1	AG	128/130 (98%)	126 (98%)	2 (2%)	0	100	100
1	AH	128/130 (98%)	126 (98%)	2 (2%)	0	100	100
1	AI	128/130 (98%)	125 (98%)	3 (2%)	0	100	100
1	AJ	128/130 (98%)	126 (98%)	2 (2%)	0	100	100
1	AK	128/130 (98%)	126 (98%)	2 (2%)	0	100	100

Continued on next page...

Continued from previous page...

Mol	Chain	Analysed	Favoured	Allowed	Outliers	Percentiles	
1	AL	128/130 (98%)	125 (98%)	3 (2%)	0	100	100
1	AM	128/130 (98%)	126 (98%)	2 (2%)	0	100	100
1	AN	128/130 (98%)	126 (98%)	2 (2%)	0	100	100
1	AO	128/130 (98%)	125 (98%)	3 (2%)	0	100	100
1	AP	128/130 (98%)	126 (98%)	2 (2%)	0	100	100
1	AQ	128/130 (98%)	126 (98%)	2 (2%)	0	100	100
1	AR	128/130 (98%)	125 (98%)	3 (2%)	0	100	100
1	AS	128/130 (98%)	126 (98%)	2 (2%)	0	100	100
1	AT	128/130 (98%)	126 (98%)	2 (2%)	0	100	100
1	AU	128/130 (98%)	125 (98%)	3 (2%)	0	100	100
1	AV	128/130 (98%)	126 (98%)	2 (2%)	0	100	100
1	AW	128/130 (98%)	126 (98%)	2 (2%)	0	100	100
1	AX	128/130 (98%)	125 (98%)	3 (2%)	0	100	100
1	AY	128/130 (98%)	126 (98%)	2 (2%)	0	100	100
1	AZ	128/130 (98%)	126 (98%)	2 (2%)	0	100	100
1	BA	128/130 (98%)	125 (98%)	3 (2%)	0	100	100
1	BB	128/130 (98%)	126 (98%)	2 (2%)	0	100	100
1	BC	128/130 (98%)	126 (98%)	2 (2%)	0	100	100
1	BD	128/130 (98%)	125 (98%)	3 (2%)	0	100	100
1	BE	128/130 (98%)	126 (98%)	2 (2%)	0	100	100
1	BF	128/130 (98%)	126 (98%)	2 (2%)	0	100	100
1	BG	128/130 (98%)	125 (98%)	3 (2%)	0	100	100
1	BH	128/130 (98%)	126 (98%)	2 (2%)	0	100	100
1	BI	128/130 (98%)	126 (98%)	2 (2%)	0	100	100
1	BJ	128/130 (98%)	125 (98%)	3 (2%)	0	100	100
1	BK	128/130 (98%)	126 (98%)	2 (2%)	0	100	100
1	BL	128/130 (98%)	126 (98%)	2 (2%)	0	100	100
1	BM	128/130 (98%)	125 (98%)	3 (2%)	0	100	100
1	BN	128/130 (98%)	126 (98%)	2 (2%)	0	100	100
1	BO	128/130 (98%)	126 (98%)	2 (2%)	0	100	100
1	BP	128/130 (98%)	125 (98%)	3 (2%)	0	100	100

Continued on next page...

Continued from previous page...

Mol	Chain	Analysed	Favoured	Allowed	Outliers	Percentiles	
1	BQ	128/130 (98%)	126 (98%)	2 (2%)	0	100	100
1	BR	128/130 (98%)	126 (98%)	2 (2%)	0	100	100
1	BS	128/130 (98%)	125 (98%)	3 (2%)	0	100	100
1	BT	128/130 (98%)	126 (98%)	2 (2%)	0	100	100
1	BU	128/130 (98%)	126 (98%)	2 (2%)	0	100	100
1	BV	128/130 (98%)	125 (98%)	3 (2%)	0	100	100
1	BW	128/130 (98%)	126 (98%)	2 (2%)	0	100	100
1	BX	128/130 (98%)	126 (98%)	2 (2%)	0	100	100
1	BY	128/130 (98%)	125 (98%)	3 (2%)	0	100	100
1	BZ	128/130 (98%)	126 (98%)	2 (2%)	0	100	100
1	CA	128/130 (98%)	126 (98%)	2 (2%)	0	100	100
1	CB	128/130 (98%)	125 (98%)	3 (2%)	0	100	100
1	CC	128/130 (98%)	126 (98%)	2 (2%)	0	100	100
1	CD	128/130 (98%)	126 (98%)	2 (2%)	0	100	100
1	CE	128/130 (98%)	125 (98%)	3 (2%)	0	100	100
1	CF	128/130 (98%)	126 (98%)	2 (2%)	0	100	100
1	CG	128/130 (98%)	126 (98%)	2 (2%)	0	100	100
1	CH	128/130 (98%)	125 (98%)	3 (2%)	0	100	100
1	CI	128/130 (98%)	126 (98%)	2 (2%)	0	100	100
1	CJ	128/130 (98%)	126 (98%)	2 (2%)	0	100	100
1	CK	128/130 (98%)	125 (98%)	3 (2%)	0	100	100
1	CL	128/130 (98%)	126 (98%)	2 (2%)	0	100	100
1	CM	128/130 (98%)	126 (98%)	2 (2%)	0	100	100
1	CN	128/130 (98%)	125 (98%)	3 (2%)	0	100	100
1	CO	128/130 (98%)	126 (98%)	2 (2%)	0	100	100
1	CP	128/130 (98%)	126 (98%)	2 (2%)	0	100	100
1	CQ	128/130 (98%)	125 (98%)	3 (2%)	0	100	100
1	CR	128/130 (98%)	126 (98%)	2 (2%)	0	100	100
1	CS	128/130 (98%)	126 (98%)	2 (2%)	0	100	100
1	CT	128/130 (98%)	125 (98%)	3 (2%)	0	100	100
1	CU	128/130 (98%)	126 (98%)	2 (2%)	0	100	100

Continued on next page...

Continued from previous page...

Mol	Chain	Analysed	Favoured	Allowed	Outliers	Percentiles	
1	CV	128/130 (98%)	126 (98%)	2 (2%)	0	100	100
1	CW	128/130 (98%)	125 (98%)	3 (2%)	0	100	100
1	CX	128/130 (98%)	126 (98%)	2 (2%)	0	100	100
1	CY	128/130 (98%)	126 (98%)	2 (2%)	0	100	100
1	CZ	128/130 (98%)	125 (98%)	3 (2%)	0	100	100
1	DA	128/130 (98%)	126 (98%)	2 (2%)	0	100	100
1	DB	128/130 (98%)	126 (98%)	2 (2%)	0	100	100
1	DC	128/130 (98%)	125 (98%)	3 (2%)	0	100	100
1	DD	128/130 (98%)	126 (98%)	2 (2%)	0	100	100
1	DE	128/130 (98%)	126 (98%)	2 (2%)	0	100	100
1	DF	128/130 (98%)	125 (98%)	3 (2%)	0	100	100
1	DG	128/130 (98%)	126 (98%)	2 (2%)	0	100	100
1	DH	128/130 (98%)	126 (98%)	2 (2%)	0	100	100
1	DI	128/130 (98%)	125 (98%)	3 (2%)	0	100	100
1	DJ	128/130 (98%)	126 (98%)	2 (2%)	0	100	100
1	DK	128/130 (98%)	126 (98%)	2 (2%)	0	100	100
1	DL	128/130 (98%)	125 (98%)	3 (2%)	0	100	100
1	DM	128/130 (98%)	126 (98%)	2 (2%)	0	100	100
1	DN	128/130 (98%)	126 (98%)	2 (2%)	0	100	100
1	DO	128/130 (98%)	125 (98%)	3 (2%)	0	100	100
1	DP	128/130 (98%)	126 (98%)	2 (2%)	0	100	100
1	DQ	128/130 (98%)	126 (98%)	2 (2%)	0	100	100
1	DR	128/130 (98%)	125 (98%)	3 (2%)	0	100	100
1	DS	128/130 (98%)	126 (98%)	2 (2%)	0	100	100
1	DT	128/130 (98%)	126 (98%)	2 (2%)	0	100	100
1	DU	128/130 (98%)	125 (98%)	3 (2%)	0	100	100
1	DV	128/130 (98%)	126 (98%)	2 (2%)	0	100	100
1	DW	128/130 (98%)	126 (98%)	2 (2%)	0	100	100
1	DX	128/130 (98%)	125 (98%)	3 (2%)	0	100	100
1	DY	128/130 (98%)	126 (98%)	2 (2%)	0	100	100
1	DZ	128/130 (98%)	126 (98%)	2 (2%)	0	100	100

Continued on next page...

Continued from previous page...

Mol	Chain	Analysed	Favoured	Allowed	Outliers	Percentiles	
1	EA	128/130 (98%)	125 (98%)	3 (2%)	0	100	100
1	EB	128/130 (98%)	126 (98%)	2 (2%)	0	100	100
1	EC	128/130 (98%)	126 (98%)	2 (2%)	0	100	100
1	ED	128/130 (98%)	125 (98%)	3 (2%)	0	100	100
1	EE	128/130 (98%)	126 (98%)	2 (2%)	0	100	100
1	EF	128/130 (98%)	126 (98%)	2 (2%)	0	100	100
1	EG	128/130 (98%)	125 (98%)	3 (2%)	0	100	100
1	EH	128/130 (98%)	126 (98%)	2 (2%)	0	100	100
1	EI	128/130 (98%)	126 (98%)	2 (2%)	0	100	100
1	EJ	128/130 (98%)	125 (98%)	3 (2%)	0	100	100
1	EK	128/130 (98%)	126 (98%)	2 (2%)	0	100	100
1	EL	128/130 (98%)	126 (98%)	2 (2%)	0	100	100
1	EM	128/130 (98%)	125 (98%)	3 (2%)	0	100	100
1	EN	128/130 (98%)	126 (98%)	2 (2%)	0	100	100
1	EO	128/130 (98%)	126 (98%)	2 (2%)	0	100	100
1	EP	128/130 (98%)	125 (98%)	3 (2%)	0	100	100
1	EQ	128/130 (98%)	126 (98%)	2 (2%)	0	100	100
1	ER	128/130 (98%)	126 (98%)	2 (2%)	0	100	100
1	ES	128/130 (98%)	125 (98%)	3 (2%)	0	100	100
1	ET	128/130 (98%)	126 (98%)	2 (2%)	0	100	100
1	EU	128/130 (98%)	126 (98%)	2 (2%)	0	100	100
1	EV	128/130 (98%)	125 (98%)	3 (2%)	0	100	100
1	EW	128/130 (98%)	126 (98%)	2 (2%)	0	100	100
1	EX	128/130 (98%)	126 (98%)	2 (2%)	0	100	100
1	EY	128/130 (98%)	125 (98%)	3 (2%)	0	100	100
1	EZ	128/130 (98%)	126 (98%)	2 (2%)	0	100	100
1	FA	128/130 (98%)	126 (98%)	2 (2%)	0	100	100
1	FB	128/130 (98%)	125 (98%)	3 (2%)	0	100	100
1	FC	128/130 (98%)	126 (98%)	2 (2%)	0	100	100
1	FD	128/130 (98%)	126 (98%)	2 (2%)	0	100	100
1	FE	128/130 (98%)	125 (98%)	3 (2%)	0	100	100

Continued on next page...

Continued from previous page...

Mol	Chain	Analysed	Favoured	Allowed	Outliers	Percentiles	
1	FF	128/130 (98%)	126 (98%)	2 (2%)	0	100	100
1	FG	128/130 (98%)	126 (98%)	2 (2%)	0	100	100
1	FH	128/130 (98%)	125 (98%)	3 (2%)	0	100	100
1	FI	128/130 (98%)	126 (98%)	2 (2%)	0	100	100
1	FJ	128/130 (98%)	126 (98%)	2 (2%)	0	100	100
1	FK	128/130 (98%)	125 (98%)	3 (2%)	0	100	100
1	FL	128/130 (98%)	126 (98%)	2 (2%)	0	100	100
1	FM	128/130 (98%)	126 (98%)	2 (2%)	0	100	100
1	FN	128/130 (98%)	125 (98%)	3 (2%)	0	100	100
1	FO	128/130 (98%)	126 (98%)	2 (2%)	0	100	100
1	FP	128/130 (98%)	126 (98%)	2 (2%)	0	100	100
1	FQ	128/130 (98%)	125 (98%)	3 (2%)	0	100	100
1	FR	128/130 (98%)	126 (98%)	2 (2%)	0	100	100
1	FS	128/130 (98%)	126 (98%)	2 (2%)	0	100	100
1	FT	128/130 (98%)	125 (98%)	3 (2%)	0	100	100
1	FU	128/130 (98%)	126 (98%)	2 (2%)	0	100	100
1	FV	128/130 (98%)	126 (98%)	2 (2%)	0	100	100
1	FW	128/130 (98%)	125 (98%)	3 (2%)	0	100	100
1	FX	128/130 (98%)	126 (98%)	2 (2%)	0	100	100
1	FY	128/130 (98%)	126 (98%)	2 (2%)	0	100	100
1	FZ	128/130 (98%)	125 (98%)	3 (2%)	0	100	100
1	GA	128/130 (98%)	126 (98%)	2 (2%)	0	100	100
1	GB	128/130 (98%)	126 (98%)	2 (2%)	0	100	100
1	GC	128/130 (98%)	125 (98%)	3 (2%)	0	100	100
1	GD	128/130 (98%)	126 (98%)	2 (2%)	0	100	100
1	GE	128/130 (98%)	126 (98%)	2 (2%)	0	100	100
1	GF	128/130 (98%)	125 (98%)	3 (2%)	0	100	100
1	GG	128/130 (98%)	126 (98%)	2 (2%)	0	100	100
1	GH	128/130 (98%)	126 (98%)	2 (2%)	0	100	100
1	GI	128/130 (98%)	125 (98%)	3 (2%)	0	100	100
1	GJ	128/130 (98%)	126 (98%)	2 (2%)	0	100	100

Continued on next page...

Continued from previous page...

Mol	Chain	Analysed	Favoured	Allowed	Outliers	Percentiles	
1	GK	128/130 (98%)	126 (98%)	2 (2%)	0	100	100
1	GL	128/130 (98%)	125 (98%)	3 (2%)	0	100	100
1	GM	128/130 (98%)	126 (98%)	2 (2%)	0	100	100
1	GN	128/130 (98%)	126 (98%)	2 (2%)	0	100	100
1	GO	128/130 (98%)	125 (98%)	3 (2%)	0	100	100
1	GP	128/130 (98%)	126 (98%)	2 (2%)	0	100	100
1	GQ	128/130 (98%)	126 (98%)	2 (2%)	0	100	100
1	GR	128/130 (98%)	125 (98%)	3 (2%)	0	100	100
1	GS	128/130 (98%)	126 (98%)	2 (2%)	0	100	100
1	GT	128/130 (98%)	126 (98%)	2 (2%)	0	100	100
1	GU	128/130 (98%)	125 (98%)	3 (2%)	0	100	100
1	GV	128/130 (98%)	126 (98%)	2 (2%)	0	100	100
1	GW	128/130 (98%)	126 (98%)	2 (2%)	0	100	100
1	GX	128/130 (98%)	125 (98%)	3 (2%)	0	100	100
1	GY	128/130 (98%)	126 (98%)	2 (2%)	0	100	100
1	GZ	128/130 (98%)	126 (98%)	2 (2%)	0	100	100
1	HA	128/130 (98%)	125 (98%)	3 (2%)	0	100	100
1	HB	128/130 (98%)	126 (98%)	2 (2%)	0	100	100
1	HC	128/130 (98%)	126 (98%)	2 (2%)	0	100	100
1	HD	128/130 (98%)	125 (98%)	3 (2%)	0	100	100
1	HE	128/130 (98%)	126 (98%)	2 (2%)	0	100	100
1	HF	128/130 (98%)	126 (98%)	2 (2%)	0	100	100
1	HG	128/130 (98%)	125 (98%)	3 (2%)	0	100	100
1	HH	128/130 (98%)	126 (98%)	2 (2%)	0	100	100
1	HI	128/130 (98%)	126 (98%)	2 (2%)	0	100	100
1	HJ	128/130 (98%)	125 (98%)	3 (2%)	0	100	100
1	HK	128/130 (98%)	126 (98%)	2 (2%)	0	100	100
1	HL	128/130 (98%)	126 (98%)	2 (2%)	0	100	100
1	HM	128/130 (98%)	125 (98%)	3 (2%)	0	100	100
1	HN	128/130 (98%)	126 (98%)	2 (2%)	0	100	100
1	HO	128/130 (98%)	126 (98%)	2 (2%)	0	100	100

Continued on next page...

Continued from previous page...

Mol	Chain	Analysed	Favoured	Allowed	Outliers	Percentiles	
1	HP	128/130 (98%)	125 (98%)	3 (2%)	0	100	100
1	HQ	128/130 (98%)	126 (98%)	2 (2%)	0	100	100
1	HR	128/130 (98%)	126 (98%)	2 (2%)	0	100	100
1	HS	128/130 (98%)	125 (98%)	3 (2%)	0	100	100
1	HT	128/130 (98%)	126 (98%)	2 (2%)	0	100	100
1	HU	128/130 (98%)	126 (98%)	2 (2%)	0	100	100
1	HV	128/130 (98%)	125 (98%)	3 (2%)	0	100	100
1	HW	128/130 (98%)	126 (98%)	2 (2%)	0	100	100
1	HX	128/130 (98%)	126 (98%)	2 (2%)	0	100	100
1	HY	128/130 (98%)	125 (98%)	3 (2%)	0	100	100
1	HZ	128/130 (98%)	126 (98%)	2 (2%)	0	100	100
1	IA	128/130 (98%)	126 (98%)	2 (2%)	0	100	100
1	IB	128/130 (98%)	125 (98%)	3 (2%)	0	100	100
1	IC	128/130 (98%)	126 (98%)	2 (2%)	0	100	100
1	ID	128/130 (98%)	126 (98%)	2 (2%)	0	100	100
1	IE	128/130 (98%)	125 (98%)	3 (2%)	0	100	100
1	IF	128/130 (98%)	126 (98%)	2 (2%)	0	100	100
1	IG	128/130 (98%)	126 (98%)	2 (2%)	0	100	100
1	IH	128/130 (98%)	125 (98%)	3 (2%)	0	100	100
1	II	128/130 (98%)	126 (98%)	2 (2%)	0	100	100
1	IJ	128/130 (98%)	126 (98%)	2 (2%)	0	100	100
1	IK	128/130 (98%)	125 (98%)	3 (2%)	0	100	100
1	IL	128/130 (98%)	126 (98%)	2 (2%)	0	100	100
1	IM	128/130 (98%)	126 (98%)	2 (2%)	0	100	100
1	IN	128/130 (98%)	125 (98%)	3 (2%)	0	100	100
1	IO	128/130 (98%)	126 (98%)	2 (2%)	0	100	100
1	IP	128/130 (98%)	126 (98%)	2 (2%)	0	100	100
1	IQ	128/130 (98%)	125 (98%)	3 (2%)	0	100	100
1	IR	128/130 (98%)	126 (98%)	2 (2%)	0	100	100
1	IS	128/130 (98%)	126 (98%)	2 (2%)	0	100	100
1	IT	128/130 (98%)	125 (98%)	3 (2%)	0	100	100

Continued on next page...

Continued from previous page...

Mol	Chain	Analysed	Favoured	Allowed	Outliers	Percentiles	
1	IU	128/130 (98%)	126 (98%)	2 (2%)	0	100	100
1	IV	128/130 (98%)	126 (98%)	2 (2%)	0	100	100
1	IW	128/130 (98%)	125 (98%)	3 (2%)	0	100	100
1	IX	128/130 (98%)	126 (98%)	2 (2%)	0	100	100
1	IY	128/130 (98%)	126 (98%)	2 (2%)	0	100	100
1	IZ	128/130 (98%)	125 (98%)	3 (2%)	0	100	100
1	JA	128/130 (98%)	126 (98%)	2 (2%)	0	100	100
1	JB	128/130 (98%)	126 (98%)	2 (2%)	0	100	100
1	JC	128/130 (98%)	125 (98%)	3 (2%)	0	100	100
1	JD	128/130 (98%)	126 (98%)	2 (2%)	0	100	100
1	JE	128/130 (98%)	126 (98%)	2 (2%)	0	100	100
1	JF	128/130 (98%)	125 (98%)	3 (2%)	0	100	100
1	JG	128/130 (98%)	126 (98%)	2 (2%)	0	100	100
1	JH	128/130 (98%)	126 (98%)	2 (2%)	0	100	100
1	JI	128/130 (98%)	125 (98%)	3 (2%)	0	100	100
1	JJ	128/130 (98%)	126 (98%)	2 (2%)	0	100	100
1	JK	128/130 (98%)	126 (98%)	2 (2%)	0	100	100
1	JL	128/130 (98%)	125 (98%)	3 (2%)	0	100	100
1	JM	128/130 (98%)	126 (98%)	2 (2%)	0	100	100
1	JN	128/130 (98%)	126 (98%)	2 (2%)	0	100	100
1	JO	128/130 (98%)	125 (98%)	3 (2%)	0	100	100
1	JP	128/130 (98%)	126 (98%)	2 (2%)	0	100	100
1	JQ	128/130 (98%)	126 (98%)	2 (2%)	0	100	100
1	JR	128/130 (98%)	125 (98%)	3 (2%)	0	100	100
1	JS	128/130 (98%)	126 (98%)	2 (2%)	0	100	100
1	JT	128/130 (98%)	126 (98%)	2 (2%)	0	100	100
1	JU	128/130 (98%)	125 (98%)	3 (2%)	0	100	100
1	JV	128/130 (98%)	126 (98%)	2 (2%)	0	100	100
1	JW	128/130 (98%)	126 (98%)	2 (2%)	0	100	100
1	JX	128/130 (98%)	125 (98%)	3 (2%)	0	100	100
1	JY	128/130 (98%)	126 (98%)	2 (2%)	0	100	100

Continued on next page...

Continued from previous page...

Mol	Chain	Analysed	Favoured	Allowed	Outliers	Percentiles	
1	JZ	128/130 (98%)	126 (98%)	2 (2%)	0	100	100
1	KA	128/130 (98%)	125 (98%)	3 (2%)	0	100	100
1	KB	128/130 (98%)	126 (98%)	2 (2%)	0	100	100
1	KC	128/130 (98%)	126 (98%)	2 (2%)	0	100	100
1	KD	128/130 (98%)	125 (98%)	3 (2%)	0	100	100
1	KE	128/130 (98%)	126 (98%)	2 (2%)	0	100	100
1	KF	128/130 (98%)	126 (98%)	2 (2%)	0	100	100
1	KG	128/130 (98%)	125 (98%)	3 (2%)	0	100	100
1	KH	128/130 (98%)	126 (98%)	2 (2%)	0	100	100
1	KI	128/130 (98%)	126 (98%)	2 (2%)	0	100	100
1	KJ	128/130 (98%)	125 (98%)	3 (2%)	0	100	100
1	KK	128/130 (98%)	126 (98%)	2 (2%)	0	100	100
1	KL	128/130 (98%)	126 (98%)	2 (2%)	0	100	100
1	KM	128/130 (98%)	125 (98%)	3 (2%)	0	100	100
1	KN	128/130 (98%)	126 (98%)	2 (2%)	0	100	100
1	KO	128/130 (98%)	126 (98%)	2 (2%)	0	100	100
1	KP	128/130 (98%)	125 (98%)	3 (2%)	0	100	100
1	KQ	128/130 (98%)	126 (98%)	2 (2%)	0	100	100
1	KR	128/130 (98%)	126 (98%)	2 (2%)	0	100	100
1	KS	128/130 (98%)	125 (98%)	3 (2%)	0	100	100
1	KT	128/130 (98%)	126 (98%)	2 (2%)	0	100	100
1	KU	128/130 (98%)	126 (98%)	2 (2%)	0	100	100
1	KV	128/130 (98%)	125 (98%)	3 (2%)	0	100	100
1	KW	128/130 (98%)	126 (98%)	2 (2%)	0	100	100
1	KX	128/130 (98%)	126 (98%)	2 (2%)	0	100	100
1	KY	128/130 (98%)	125 (98%)	3 (2%)	0	100	100
1	KZ	128/130 (98%)	126 (98%)	2 (2%)	0	100	100
1	LA	128/130 (98%)	126 (98%)	2 (2%)	0	100	100
1	LB	128/130 (98%)	125 (98%)	3 (2%)	0	100	100
1	LC	128/130 (98%)	126 (98%)	2 (2%)	0	100	100
1	LD	128/130 (98%)	126 (98%)	2 (2%)	0	100	100

Continued on next page...

Continued from previous page...

Mol	Chain	Analysed	Favoured	Allowed	Outliers	Percentiles	
1	LE	128/130 (98%)	125 (98%)	3 (2%)	0	100	100
1	LF	128/130 (98%)	126 (98%)	2 (2%)	0	100	100
1	LG	128/130 (98%)	126 (98%)	2 (2%)	0	100	100
1	LH	128/130 (98%)	125 (98%)	3 (2%)	0	100	100
1	LI	128/130 (98%)	126 (98%)	2 (2%)	0	100	100
1	LJ	128/130 (98%)	126 (98%)	2 (2%)	0	100	100
1	LK	128/130 (98%)	125 (98%)	3 (2%)	0	100	100
1	LL	128/130 (98%)	126 (98%)	2 (2%)	0	100	100
1	LM	128/130 (98%)	126 (98%)	2 (2%)	0	100	100
1	LN	128/130 (98%)	125 (98%)	3 (2%)	0	100	100
1	LO	128/130 (98%)	126 (98%)	2 (2%)	0	100	100
1	LP	128/130 (98%)	126 (98%)	2 (2%)	0	100	100
1	LQ	128/130 (98%)	125 (98%)	3 (2%)	0	100	100
1	LR	128/130 (98%)	126 (98%)	2 (2%)	0	100	100
1	LS	128/130 (98%)	126 (98%)	2 (2%)	0	100	100
1	LT	128/130 (98%)	125 (98%)	3 (2%)	0	100	100
1	LU	128/130 (98%)	126 (98%)	2 (2%)	0	100	100
1	LV	128/130 (98%)	126 (98%)	2 (2%)	0	100	100
1	LW	128/130 (98%)	125 (98%)	3 (2%)	0	100	100
1	LX	128/130 (98%)	126 (98%)	2 (2%)	0	100	100
1	LY	128/130 (98%)	126 (98%)	2 (2%)	0	100	100
1	LZ	128/130 (98%)	125 (98%)	3 (2%)	0	100	100
1	MA	128/130 (98%)	126 (98%)	2 (2%)	0	100	100
1	MB	128/130 (98%)	126 (98%)	2 (2%)	0	100	100
1	MC	128/130 (98%)	125 (98%)	3 (2%)	0	100	100
1	MD	128/130 (98%)	126 (98%)	2 (2%)	0	100	100
1	ME	128/130 (98%)	126 (98%)	2 (2%)	0	100	100
1	MF	128/130 (98%)	125 (98%)	3 (2%)	0	100	100
1	MG	128/130 (98%)	126 (98%)	2 (2%)	0	100	100
1	MH	128/130 (98%)	126 (98%)	2 (2%)	0	100	100
1	MI	128/130 (98%)	125 (98%)	3 (2%)	0	100	100

Continued on next page...

Continued from previous page...

Mol	Chain	Analysed	Favoured	Allowed	Outliers	Percentiles	
1	MJ	128/130 (98%)	126 (98%)	2 (2%)	0	100	100
1	MK	128/130 (98%)	126 (98%)	2 (2%)	0	100	100
1	ML	128/130 (98%)	125 (98%)	3 (2%)	0	100	100
1	MM	128/130 (98%)	126 (98%)	2 (2%)	0	100	100
1	MN	128/130 (98%)	126 (98%)	2 (2%)	0	100	100
1	MO	128/130 (98%)	125 (98%)	3 (2%)	0	100	100
1	MP	128/130 (98%)	126 (98%)	2 (2%)	0	100	100
1	MQ	128/130 (98%)	126 (98%)	2 (2%)	0	100	100
1	MR	128/130 (98%)	125 (98%)	3 (2%)	0	100	100
1	MS	128/130 (98%)	126 (98%)	2 (2%)	0	100	100
1	MT	128/130 (98%)	126 (98%)	2 (2%)	0	100	100
1	MU	128/130 (98%)	125 (98%)	3 (2%)	0	100	100
1	MV	128/130 (98%)	126 (98%)	2 (2%)	0	100	100
1	MW	128/130 (98%)	126 (98%)	2 (2%)	0	100	100
1	MX	128/130 (98%)	125 (98%)	3 (2%)	0	100	100
1	MY	128/130 (98%)	126 (98%)	2 (2%)	0	100	100
1	MZ	128/130 (98%)	126 (98%)	2 (2%)	0	100	100
1	NA	128/130 (98%)	125 (98%)	3 (2%)	0	100	100
1	NB	128/130 (98%)	126 (98%)	2 (2%)	0	100	100
1	NC	128/130 (98%)	126 (98%)	2 (2%)	0	100	100
1	ND	128/130 (98%)	125 (98%)	3 (2%)	0	100	100
1	NE	128/130 (98%)	126 (98%)	2 (2%)	0	100	100
1	NF	128/130 (98%)	126 (98%)	2 (2%)	0	100	100
1	NG	128/130 (98%)	125 (98%)	3 (2%)	0	100	100
1	NH	128/130 (98%)	126 (98%)	2 (2%)	0	100	100
1	NI	128/130 (98%)	126 (98%)	2 (2%)	0	100	100
1	NJ	128/130 (98%)	125 (98%)	3 (2%)	0	100	100
1	NK	128/130 (98%)	126 (98%)	2 (2%)	0	100	100
1	NL	128/130 (98%)	126 (98%)	2 (2%)	0	100	100
1	NM	128/130 (98%)	125 (98%)	3 (2%)	0	100	100
1	NN	128/130 (98%)	126 (98%)	2 (2%)	0	100	100

Continued on next page...

Continued from previous page...

Mol	Chain	Analysed	Favoured	Allowed	Outliers	Percentiles	
1	NO	128/130 (98%)	126 (98%)	2 (2%)	0	100	100
1	NP	128/130 (98%)	125 (98%)	3 (2%)	0	100	100
1	NQ	128/130 (98%)	126 (98%)	2 (2%)	0	100	100
1	NR	128/130 (98%)	126 (98%)	2 (2%)	0	100	100
1	NS	128/130 (98%)	125 (98%)	3 (2%)	0	100	100
1	NT	128/130 (98%)	126 (98%)	2 (2%)	0	100	100
1	NU	128/130 (98%)	126 (98%)	2 (2%)	0	100	100
1	NV	128/130 (98%)	125 (98%)	3 (2%)	0	100	100
All	All	46080/46800 (98%)	45240 (98%)	840 (2%)	0	100	100

There are no Ramachandran outliers to report.

5.3.2 Protein sidechains [i](#)

In the following table, the Percentiles column shows the percent sidechain outliers of the chain as a percentile score with respect to all X-ray entries followed by that with respect to entries of similar resolution.

The Analysed column shows the number of residues for which the sidechain conformation was analysed, and the total number of residues.

Mol	Chain	Analysed	Rotameric	Outliers	Percentiles	
1	AA	115/115 (100%)	115 (100%)	0	100	100
1	AB	115/115 (100%)	115 (100%)	0	100	100
1	AC	115/115 (100%)	115 (100%)	0	100	100
1	AD	115/115 (100%)	115 (100%)	0	100	100
1	AE	115/115 (100%)	115 (100%)	0	100	100
1	AF	115/115 (100%)	115 (100%)	0	100	100
1	AG	115/115 (100%)	115 (100%)	0	100	100
1	AH	115/115 (100%)	115 (100%)	0	100	100
1	AI	115/115 (100%)	115 (100%)	0	100	100
1	AJ	115/115 (100%)	115 (100%)	0	100	100
1	AK	115/115 (100%)	115 (100%)	0	100	100
1	AL	115/115 (100%)	115 (100%)	0	100	100
1	AM	115/115 (100%)	115 (100%)	0	100	100

Continued on next page...

Continued from previous page...

Mol	Chain	Analysed	Rotameric	Outliers	Percentiles	
1	AN	115/115 (100%)	115 (100%)	0	100	100
1	AO	115/115 (100%)	115 (100%)	0	100	100
1	AP	115/115 (100%)	115 (100%)	0	100	100
1	AQ	115/115 (100%)	115 (100%)	0	100	100
1	AR	115/115 (100%)	115 (100%)	0	100	100
1	AS	115/115 (100%)	115 (100%)	0	100	100
1	AT	115/115 (100%)	115 (100%)	0	100	100
1	AU	115/115 (100%)	115 (100%)	0	100	100
1	AV	115/115 (100%)	115 (100%)	0	100	100
1	AW	115/115 (100%)	115 (100%)	0	100	100
1	AX	115/115 (100%)	115 (100%)	0	100	100
1	AY	115/115 (100%)	115 (100%)	0	100	100
1	AZ	115/115 (100%)	115 (100%)	0	100	100
1	BA	115/115 (100%)	115 (100%)	0	100	100
1	BB	115/115 (100%)	115 (100%)	0	100	100
1	BC	115/115 (100%)	115 (100%)	0	100	100
1	BD	115/115 (100%)	115 (100%)	0	100	100
1	BE	115/115 (100%)	115 (100%)	0	100	100
1	BF	115/115 (100%)	115 (100%)	0	100	100
1	BG	115/115 (100%)	115 (100%)	0	100	100
1	BH	115/115 (100%)	115 (100%)	0	100	100
1	BI	115/115 (100%)	115 (100%)	0	100	100
1	BJ	115/115 (100%)	115 (100%)	0	100	100
1	BK	115/115 (100%)	115 (100%)	0	100	100
1	BL	115/115 (100%)	115 (100%)	0	100	100
1	BM	115/115 (100%)	115 (100%)	0	100	100
1	BN	115/115 (100%)	115 (100%)	0	100	100
1	BO	115/115 (100%)	115 (100%)	0	100	100
1	BP	115/115 (100%)	115 (100%)	0	100	100
1	BQ	115/115 (100%)	115 (100%)	0	100	100
1	BR	115/115 (100%)	115 (100%)	0	100	100

Continued on next page...

Continued from previous page...

Mol	Chain	Analysed	Rotameric	Outliers	Percentiles	
1	BS	115/115 (100%)	115 (100%)	0	100	100
1	BT	115/115 (100%)	115 (100%)	0	100	100
1	BU	115/115 (100%)	115 (100%)	0	100	100
1	BV	115/115 (100%)	115 (100%)	0	100	100
1	BW	115/115 (100%)	115 (100%)	0	100	100
1	BX	115/115 (100%)	115 (100%)	0	100	100
1	BY	115/115 (100%)	115 (100%)	0	100	100
1	BZ	115/115 (100%)	115 (100%)	0	100	100
1	CA	115/115 (100%)	115 (100%)	0	100	100
1	CB	115/115 (100%)	115 (100%)	0	100	100
1	CC	115/115 (100%)	115 (100%)	0	100	100
1	CD	115/115 (100%)	115 (100%)	0	100	100
1	CE	115/115 (100%)	115 (100%)	0	100	100
1	CF	115/115 (100%)	115 (100%)	0	100	100
1	CG	115/115 (100%)	115 (100%)	0	100	100
1	CH	115/115 (100%)	115 (100%)	0	100	100
1	CI	115/115 (100%)	115 (100%)	0	100	100
1	CJ	115/115 (100%)	115 (100%)	0	100	100
1	CK	115/115 (100%)	115 (100%)	0	100	100
1	CL	115/115 (100%)	115 (100%)	0	100	100
1	CM	115/115 (100%)	115 (100%)	0	100	100
1	CN	115/115 (100%)	115 (100%)	0	100	100
1	CO	115/115 (100%)	115 (100%)	0	100	100
1	CP	115/115 (100%)	115 (100%)	0	100	100
1	CQ	115/115 (100%)	115 (100%)	0	100	100
1	CR	115/115 (100%)	115 (100%)	0	100	100
1	CS	115/115 (100%)	115 (100%)	0	100	100
1	CT	115/115 (100%)	115 (100%)	0	100	100
1	CU	115/115 (100%)	115 (100%)	0	100	100
1	CV	115/115 (100%)	115 (100%)	0	100	100
1	CW	115/115 (100%)	115 (100%)	0	100	100

Continued on next page...

Continued from previous page...

Mol	Chain	Analysed	Rotameric	Outliers	Percentiles	
1	CX	115/115 (100%)	115 (100%)	0	100	100
1	CY	115/115 (100%)	115 (100%)	0	100	100
1	CZ	115/115 (100%)	115 (100%)	0	100	100
1	DA	115/115 (100%)	115 (100%)	0	100	100
1	DB	115/115 (100%)	115 (100%)	0	100	100
1	DC	115/115 (100%)	115 (100%)	0	100	100
1	DD	115/115 (100%)	115 (100%)	0	100	100
1	DE	115/115 (100%)	115 (100%)	0	100	100
1	DF	115/115 (100%)	115 (100%)	0	100	100
1	DG	115/115 (100%)	115 (100%)	0	100	100
1	DH	115/115 (100%)	115 (100%)	0	100	100
1	DI	115/115 (100%)	115 (100%)	0	100	100
1	DJ	115/115 (100%)	115 (100%)	0	100	100
1	DK	115/115 (100%)	115 (100%)	0	100	100
1	DL	115/115 (100%)	115 (100%)	0	100	100
1	DM	115/115 (100%)	115 (100%)	0	100	100
1	DN	115/115 (100%)	115 (100%)	0	100	100
1	DO	115/115 (100%)	115 (100%)	0	100	100
1	DP	115/115 (100%)	115 (100%)	0	100	100
1	DQ	115/115 (100%)	115 (100%)	0	100	100
1	DR	115/115 (100%)	115 (100%)	0	100	100
1	DS	115/115 (100%)	115 (100%)	0	100	100
1	DT	115/115 (100%)	115 (100%)	0	100	100
1	DU	115/115 (100%)	115 (100%)	0	100	100
1	DV	115/115 (100%)	115 (100%)	0	100	100
1	DW	115/115 (100%)	115 (100%)	0	100	100
1	DX	115/115 (100%)	115 (100%)	0	100	100
1	DY	115/115 (100%)	115 (100%)	0	100	100
1	DZ	115/115 (100%)	115 (100%)	0	100	100
1	EA	115/115 (100%)	115 (100%)	0	100	100
1	EB	115/115 (100%)	115 (100%)	0	100	100

Continued on next page...

Continued from previous page...

Mol	Chain	Analysed	Rotameric	Outliers	Percentiles	
1	EC	115/115 (100%)	115 (100%)	0	100	100
1	ED	115/115 (100%)	115 (100%)	0	100	100
1	EE	115/115 (100%)	115 (100%)	0	100	100
1	EF	115/115 (100%)	115 (100%)	0	100	100
1	EG	115/115 (100%)	115 (100%)	0	100	100
1	EH	115/115 (100%)	115 (100%)	0	100	100
1	EI	115/115 (100%)	115 (100%)	0	100	100
1	EJ	115/115 (100%)	115 (100%)	0	100	100
1	EK	115/115 (100%)	115 (100%)	0	100	100
1	EL	115/115 (100%)	115 (100%)	0	100	100
1	EM	115/115 (100%)	115 (100%)	0	100	100
1	EN	115/115 (100%)	115 (100%)	0	100	100
1	EO	115/115 (100%)	115 (100%)	0	100	100
1	EP	115/115 (100%)	115 (100%)	0	100	100
1	EQ	115/115 (100%)	115 (100%)	0	100	100
1	ER	115/115 (100%)	115 (100%)	0	100	100
1	ES	115/115 (100%)	115 (100%)	0	100	100
1	ET	115/115 (100%)	115 (100%)	0	100	100
1	EU	115/115 (100%)	115 (100%)	0	100	100
1	EV	115/115 (100%)	115 (100%)	0	100	100
1	EW	115/115 (100%)	115 (100%)	0	100	100
1	EX	115/115 (100%)	115 (100%)	0	100	100
1	EY	115/115 (100%)	115 (100%)	0	100	100
1	EZ	115/115 (100%)	115 (100%)	0	100	100
1	FA	115/115 (100%)	115 (100%)	0	100	100
1	FB	115/115 (100%)	115 (100%)	0	100	100
1	FC	115/115 (100%)	115 (100%)	0	100	100
1	FD	115/115 (100%)	115 (100%)	0	100	100
1	FE	115/115 (100%)	115 (100%)	0	100	100
1	FF	115/115 (100%)	115 (100%)	0	100	100
1	FG	115/115 (100%)	115 (100%)	0	100	100

Continued on next page...

Continued from previous page...

Mol	Chain	Analysed	Rotameric	Outliers	Percentiles	
1	FH	115/115 (100%)	115 (100%)	0	100	100
1	FI	115/115 (100%)	115 (100%)	0	100	100
1	FJ	115/115 (100%)	115 (100%)	0	100	100
1	FK	115/115 (100%)	115 (100%)	0	100	100
1	FL	115/115 (100%)	115 (100%)	0	100	100
1	FM	115/115 (100%)	115 (100%)	0	100	100
1	FN	115/115 (100%)	115 (100%)	0	100	100
1	FO	115/115 (100%)	115 (100%)	0	100	100
1	FP	115/115 (100%)	115 (100%)	0	100	100
1	FQ	115/115 (100%)	115 (100%)	0	100	100
1	FR	115/115 (100%)	115 (100%)	0	100	100
1	FS	115/115 (100%)	115 (100%)	0	100	100
1	FT	115/115 (100%)	115 (100%)	0	100	100
1	FU	115/115 (100%)	115 (100%)	0	100	100
1	FV	115/115 (100%)	115 (100%)	0	100	100
1	FW	115/115 (100%)	115 (100%)	0	100	100
1	FX	115/115 (100%)	115 (100%)	0	100	100
1	FY	115/115 (100%)	115 (100%)	0	100	100
1	FZ	115/115 (100%)	115 (100%)	0	100	100
1	GA	115/115 (100%)	115 (100%)	0	100	100
1	GB	115/115 (100%)	115 (100%)	0	100	100
1	GC	115/115 (100%)	115 (100%)	0	100	100
1	GD	115/115 (100%)	115 (100%)	0	100	100
1	GE	115/115 (100%)	115 (100%)	0	100	100
1	GF	115/115 (100%)	115 (100%)	0	100	100
1	GG	115/115 (100%)	115 (100%)	0	100	100
1	GH	115/115 (100%)	115 (100%)	0	100	100
1	GI	115/115 (100%)	115 (100%)	0	100	100
1	GJ	115/115 (100%)	115 (100%)	0	100	100
1	GK	115/115 (100%)	115 (100%)	0	100	100
1	GL	115/115 (100%)	115 (100%)	0	100	100

Continued on next page...

Continued from previous page...

Mol	Chain	Analysed	Rotameric	Outliers	Percentiles	
1	GM	115/115 (100%)	115 (100%)	0	100	100
1	GN	115/115 (100%)	115 (100%)	0	100	100
1	GO	115/115 (100%)	115 (100%)	0	100	100
1	GP	115/115 (100%)	115 (100%)	0	100	100
1	GQ	115/115 (100%)	115 (100%)	0	100	100
1	GR	115/115 (100%)	115 (100%)	0	100	100
1	GS	115/115 (100%)	115 (100%)	0	100	100
1	GT	115/115 (100%)	115 (100%)	0	100	100
1	GU	115/115 (100%)	115 (100%)	0	100	100
1	GV	115/115 (100%)	115 (100%)	0	100	100
1	GW	115/115 (100%)	115 (100%)	0	100	100
1	GX	115/115 (100%)	115 (100%)	0	100	100
1	GY	115/115 (100%)	115 (100%)	0	100	100
1	GZ	115/115 (100%)	115 (100%)	0	100	100
1	HA	115/115 (100%)	115 (100%)	0	100	100
1	HB	115/115 (100%)	115 (100%)	0	100	100
1	HC	115/115 (100%)	115 (100%)	0	100	100
1	HD	115/115 (100%)	115 (100%)	0	100	100
1	HE	115/115 (100%)	115 (100%)	0	100	100
1	HF	115/115 (100%)	115 (100%)	0	100	100
1	HG	115/115 (100%)	115 (100%)	0	100	100
1	HH	115/115 (100%)	115 (100%)	0	100	100
1	HI	115/115 (100%)	115 (100%)	0	100	100
1	HJ	115/115 (100%)	115 (100%)	0	100	100
1	HK	115/115 (100%)	115 (100%)	0	100	100
1	HL	115/115 (100%)	115 (100%)	0	100	100
1	HM	115/115 (100%)	115 (100%)	0	100	100
1	HN	115/115 (100%)	115 (100%)	0	100	100
1	HO	115/115 (100%)	115 (100%)	0	100	100
1	HP	115/115 (100%)	115 (100%)	0	100	100
1	HQ	115/115 (100%)	115 (100%)	0	100	100

Continued on next page...

Continued from previous page...

Mol	Chain	Analysed	Rotameric	Outliers	Percentiles	
1	HR	115/115 (100%)	115 (100%)	0	100	100
1	HS	115/115 (100%)	115 (100%)	0	100	100
1	HT	115/115 (100%)	115 (100%)	0	100	100
1	HU	115/115 (100%)	115 (100%)	0	100	100
1	HV	115/115 (100%)	115 (100%)	0	100	100
1	HW	115/115 (100%)	115 (100%)	0	100	100
1	HX	115/115 (100%)	115 (100%)	0	100	100
1	HY	115/115 (100%)	115 (100%)	0	100	100
1	HZ	115/115 (100%)	115 (100%)	0	100	100
1	IA	115/115 (100%)	115 (100%)	0	100	100
1	IB	115/115 (100%)	115 (100%)	0	100	100
1	IC	115/115 (100%)	115 (100%)	0	100	100
1	ID	115/115 (100%)	115 (100%)	0	100	100
1	IE	115/115 (100%)	115 (100%)	0	100	100
1	IF	115/115 (100%)	115 (100%)	0	100	100
1	IG	115/115 (100%)	115 (100%)	0	100	100
1	IH	115/115 (100%)	115 (100%)	0	100	100
1	II	115/115 (100%)	115 (100%)	0	100	100
1	IJ	115/115 (100%)	115 (100%)	0	100	100
1	IK	115/115 (100%)	115 (100%)	0	100	100
1	IL	115/115 (100%)	115 (100%)	0	100	100
1	IM	115/115 (100%)	115 (100%)	0	100	100
1	IN	115/115 (100%)	115 (100%)	0	100	100
1	IO	115/115 (100%)	115 (100%)	0	100	100
1	IP	115/115 (100%)	115 (100%)	0	100	100
1	IQ	115/115 (100%)	115 (100%)	0	100	100
1	IR	115/115 (100%)	115 (100%)	0	100	100
1	IS	115/115 (100%)	115 (100%)	0	100	100
1	IT	115/115 (100%)	115 (100%)	0	100	100
1	IU	115/115 (100%)	115 (100%)	0	100	100
1	IV	115/115 (100%)	115 (100%)	0	100	100

Continued on next page...

Continued from previous page...

Mol	Chain	Analysed	Rotameric	Outliers	Percentiles	
1	IW	115/115 (100%)	115 (100%)	0	100	100
1	IX	115/115 (100%)	115 (100%)	0	100	100
1	IY	115/115 (100%)	115 (100%)	0	100	100
1	IZ	115/115 (100%)	115 (100%)	0	100	100
1	JA	115/115 (100%)	115 (100%)	0	100	100
1	JB	115/115 (100%)	115 (100%)	0	100	100
1	JC	115/115 (100%)	115 (100%)	0	100	100
1	JD	115/115 (100%)	115 (100%)	0	100	100
1	JE	115/115 (100%)	115 (100%)	0	100	100
1	JF	115/115 (100%)	115 (100%)	0	100	100
1	JG	115/115 (100%)	115 (100%)	0	100	100
1	JH	115/115 (100%)	115 (100%)	0	100	100
1	JI	115/115 (100%)	115 (100%)	0	100	100
1	JJ	115/115 (100%)	115 (100%)	0	100	100
1	JK	115/115 (100%)	115 (100%)	0	100	100
1	JL	115/115 (100%)	115 (100%)	0	100	100
1	JM	115/115 (100%)	115 (100%)	0	100	100
1	JN	115/115 (100%)	115 (100%)	0	100	100
1	JO	115/115 (100%)	115 (100%)	0	100	100
1	JP	115/115 (100%)	115 (100%)	0	100	100
1	JQ	115/115 (100%)	115 (100%)	0	100	100
1	JR	115/115 (100%)	115 (100%)	0	100	100
1	JS	115/115 (100%)	115 (100%)	0	100	100
1	JT	115/115 (100%)	115 (100%)	0	100	100
1	JU	115/115 (100%)	115 (100%)	0	100	100
1	JV	115/115 (100%)	115 (100%)	0	100	100
1	JW	115/115 (100%)	115 (100%)	0	100	100
1	JX	115/115 (100%)	115 (100%)	0	100	100
1	JY	115/115 (100%)	115 (100%)	0	100	100
1	JZ	115/115 (100%)	115 (100%)	0	100	100
1	KA	115/115 (100%)	115 (100%)	0	100	100

Continued on next page...

Continued from previous page...

Mol	Chain	Analysed	Rotameric	Outliers	Percentiles	
1	KB	115/115 (100%)	115 (100%)	0	100	100
1	KC	115/115 (100%)	115 (100%)	0	100	100
1	KD	115/115 (100%)	115 (100%)	0	100	100
1	KE	115/115 (100%)	115 (100%)	0	100	100
1	KF	115/115 (100%)	115 (100%)	0	100	100
1	KG	115/115 (100%)	115 (100%)	0	100	100
1	KH	115/115 (100%)	115 (100%)	0	100	100
1	KI	115/115 (100%)	115 (100%)	0	100	100
1	KJ	115/115 (100%)	115 (100%)	0	100	100
1	KK	115/115 (100%)	115 (100%)	0	100	100
1	KL	115/115 (100%)	115 (100%)	0	100	100
1	KM	115/115 (100%)	115 (100%)	0	100	100
1	KN	115/115 (100%)	115 (100%)	0	100	100
1	KO	115/115 (100%)	115 (100%)	0	100	100
1	KP	115/115 (100%)	115 (100%)	0	100	100
1	KQ	115/115 (100%)	115 (100%)	0	100	100
1	KR	115/115 (100%)	115 (100%)	0	100	100
1	KS	115/115 (100%)	115 (100%)	0	100	100
1	KT	115/115 (100%)	115 (100%)	0	100	100
1	KU	115/115 (100%)	115 (100%)	0	100	100
1	KV	115/115 (100%)	115 (100%)	0	100	100
1	KW	115/115 (100%)	115 (100%)	0	100	100
1	KX	115/115 (100%)	115 (100%)	0	100	100
1	KY	115/115 (100%)	115 (100%)	0	100	100
1	KZ	115/115 (100%)	115 (100%)	0	100	100
1	LA	115/115 (100%)	115 (100%)	0	100	100
1	LB	115/115 (100%)	115 (100%)	0	100	100
1	LC	115/115 (100%)	115 (100%)	0	100	100
1	LD	115/115 (100%)	115 (100%)	0	100	100
1	LE	115/115 (100%)	115 (100%)	0	100	100
1	LF	115/115 (100%)	115 (100%)	0	100	100

Continued on next page...

Continued from previous page...

Mol	Chain	Analysed	Rotameric	Outliers	Percentiles	
1	LG	115/115 (100%)	115 (100%)	0	100	100
1	LH	115/115 (100%)	115 (100%)	0	100	100
1	LI	115/115 (100%)	115 (100%)	0	100	100
1	LJ	115/115 (100%)	115 (100%)	0	100	100
1	LK	115/115 (100%)	115 (100%)	0	100	100
1	LL	115/115 (100%)	115 (100%)	0	100	100
1	LM	115/115 (100%)	115 (100%)	0	100	100
1	LN	115/115 (100%)	115 (100%)	0	100	100
1	LO	115/115 (100%)	115 (100%)	0	100	100
1	LP	115/115 (100%)	115 (100%)	0	100	100
1	LQ	115/115 (100%)	115 (100%)	0	100	100
1	LR	115/115 (100%)	115 (100%)	0	100	100
1	LS	115/115 (100%)	115 (100%)	0	100	100
1	LT	115/115 (100%)	115 (100%)	0	100	100
1	LU	115/115 (100%)	115 (100%)	0	100	100
1	LV	115/115 (100%)	115 (100%)	0	100	100
1	LW	115/115 (100%)	115 (100%)	0	100	100
1	LX	115/115 (100%)	115 (100%)	0	100	100
1	LY	115/115 (100%)	115 (100%)	0	100	100
1	LZ	115/115 (100%)	115 (100%)	0	100	100
1	MA	115/115 (100%)	115 (100%)	0	100	100
1	MB	115/115 (100%)	115 (100%)	0	100	100
1	MC	115/115 (100%)	115 (100%)	0	100	100
1	MD	115/115 (100%)	115 (100%)	0	100	100
1	ME	115/115 (100%)	115 (100%)	0	100	100
1	MF	115/115 (100%)	115 (100%)	0	100	100
1	MG	115/115 (100%)	115 (100%)	0	100	100
1	MH	115/115 (100%)	115 (100%)	0	100	100
1	MI	115/115 (100%)	115 (100%)	0	100	100
1	MJ	115/115 (100%)	115 (100%)	0	100	100
1	MK	115/115 (100%)	115 (100%)	0	100	100

Continued on next page...

Continued from previous page...

Mol	Chain	Analysed	Rotameric	Outliers	Percentiles	
1	ML	115/115 (100%)	115 (100%)	0	100	100
1	MM	115/115 (100%)	115 (100%)	0	100	100
1	MN	115/115 (100%)	115 (100%)	0	100	100
1	MO	115/115 (100%)	115 (100%)	0	100	100
1	MP	115/115 (100%)	115 (100%)	0	100	100
1	MQ	115/115 (100%)	115 (100%)	0	100	100
1	MR	115/115 (100%)	115 (100%)	0	100	100
1	MS	115/115 (100%)	115 (100%)	0	100	100
1	MT	115/115 (100%)	115 (100%)	0	100	100
1	MU	115/115 (100%)	115 (100%)	0	100	100
1	MV	115/115 (100%)	115 (100%)	0	100	100
1	MW	115/115 (100%)	115 (100%)	0	100	100
1	MX	115/115 (100%)	115 (100%)	0	100	100
1	MY	115/115 (100%)	115 (100%)	0	100	100
1	MZ	115/115 (100%)	115 (100%)	0	100	100
1	NA	115/115 (100%)	115 (100%)	0	100	100
1	NB	115/115 (100%)	115 (100%)	0	100	100
1	NC	115/115 (100%)	115 (100%)	0	100	100
1	ND	115/115 (100%)	115 (100%)	0	100	100
1	NE	115/115 (100%)	115 (100%)	0	100	100
1	NF	115/115 (100%)	115 (100%)	0	100	100
1	NG	115/115 (100%)	115 (100%)	0	100	100
1	NH	115/115 (100%)	115 (100%)	0	100	100
1	NI	115/115 (100%)	115 (100%)	0	100	100
1	NJ	115/115 (100%)	115 (100%)	0	100	100
1	NK	115/115 (100%)	115 (100%)	0	100	100
1	NL	115/115 (100%)	115 (100%)	0	100	100
1	NM	115/115 (100%)	115 (100%)	0	100	100
1	NN	115/115 (100%)	115 (100%)	0	100	100
1	NO	115/115 (100%)	115 (100%)	0	100	100
1	NP	115/115 (100%)	115 (100%)	0	100	100

Continued on next page...

Continued from previous page...

Mol	Chain	Analysed	Rotameric	Outliers	Percentiles	
1	NQ	115/115 (100%)	115 (100%)	0	100	100
1	NR	115/115 (100%)	115 (100%)	0	100	100
1	NS	115/115 (100%)	115 (100%)	0	100	100
1	NT	115/115 (100%)	115 (100%)	0	100	100
1	NU	115/115 (100%)	115 (100%)	0	100	100
1	NV	115/115 (100%)	115 (100%)	0	100	100
All	All	41400/41400 (100%)	41400 (100%)	0	100	100

There are no protein residues with a non-rotameric sidechain to report.

Some sidechains can be flipped to improve hydrogen bonding and reduce clashes. All (1) such sidechains are listed below:

Mol	Chain	Res	Type
1	AC	30	ASN

5.3.3 RNA [i](#)

There are no RNA molecules in this entry.

5.4 Non-standard residues in protein, DNA, RNA chains [i](#)

There are no non-standard protein/DNA/RNA residues in this entry.

5.5 Carbohydrates [i](#)

There are no monosaccharides in this entry.

5.6 Ligand geometry [i](#)

Of 120 ligands modelled in this entry, 120 are monoatomic - leaving 0 for Mogul analysis.

There are no bond length outliers.

There are no bond angle outliers.

There are no chirality outliers.

There are no torsion outliers.

There are no ring outliers.

No monomer is involved in short contacts.

5.7 Other polymers [i](#)

There are no such residues in this entry.

5.8 Polymer linkage issues [i](#)

There are no chain breaks in this entry.

6 Fit of model and data i

6.1 Protein, DNA and RNA chains i

In the following table, the column labelled ‘#RSRZ> 2’ contains the number (and percentage) of RSRZ outliers, followed by percent RSRZ outliers for the chain as percentile scores relative to all X-ray entries and entries of similar resolution. The OWAB column contains the minimum, median, 95th percentile and maximum values of the occupancy-weighted average B-factor per residue. The column labelled ‘Q< 0.9’ lists the number of (and percentage) of residues with an average occupancy less than 0.9.

Mol	Chain	Analysed	<RSRZ>	#RSRZ>2	OWAB(Å ²)	Q<0.9
1	AA	130/130 (100%)	-0.24	0 100 100	111, 164, 226, 246	0
1	AB	130/130 (100%)	-0.32	2 (1%) 73 64	110, 166, 236, 289	0
1	AC	130/130 (100%)	-0.14	2 (1%) 73 64	110, 168, 223, 278	0
1	AD	130/130 (100%)	-0.28	1 (0%) 86 79	111, 164, 226, 246	0
1	AE	130/130 (100%)	-0.02	4 (3%) 49 38	110, 166, 236, 289	0
1	AF	130/130 (100%)	-0.08	2 (1%) 73 64	110, 168, 223, 278	0
1	AG	130/130 (100%)	-0.18	0 100 100	111, 164, 226, 246	0
1	AH	130/130 (100%)	-0.26	2 (1%) 73 64	110, 166, 236, 289	0
1	AI	130/130 (100%)	-0.10	1 (0%) 86 79	110, 168, 223, 278	0
1	AJ	130/130 (100%)	-0.23	2 (1%) 73 64	111, 164, 226, 246	0
1	AK	130/130 (100%)	-0.17	3 (2%) 60 50	110, 166, 236, 289	0
1	AL	130/130 (100%)	-0.13	3 (2%) 60 50	110, 168, 223, 278	0
1	AM	130/130 (100%)	0.02	3 (2%) 60 50	111, 164, 226, 246	0
1	AN	130/130 (100%)	0.04	4 (3%) 49 38	110, 166, 236, 289	0
1	AO	130/130 (100%)	-0.22	1 (0%) 86 79	110, 168, 223, 278	0
1	AP	130/130 (100%)	-0.19	3 (2%) 60 50	111, 164, 226, 246	0
1	AQ	130/130 (100%)	-0.17	1 (0%) 86 79	110, 166, 236, 289	0
1	AR	130/130 (100%)	-0.17	1 (0%) 86 79	110, 168, 223, 278	0
1	AS	130/130 (100%)	-0.17	2 (1%) 73 64	111, 164, 226, 246	0
1	AT	130/130 (100%)	-0.13	3 (2%) 60 50	110, 166, 236, 289	0
1	AU	130/130 (100%)	-0.06	3 (2%) 60 50	110, 168, 223, 278	0
1	AV	130/130 (100%)	-0.17	0 100 100	111, 164, 226, 246	0
1	AW	130/130 (100%)	-0.10	1 (0%) 86 79	110, 166, 236, 289	0
1	AX	130/130 (100%)	-0.22	1 (0%) 86 79	110, 168, 223, 278	0

Continued on next page...

Continued from previous page...

Mol	Chain	Analysed	<RSRZ>	#RSRZ>2	OWAB(Å ²)	Q<0.9
1	AY	130/130 (100%)	-0.12	0 100 100	111, 164, 226, 246	0
1	AZ	130/130 (100%)	-0.07	6 (4%) 32 26	110, 166, 236, 289	0
1	BA	130/130 (100%)	-0.05	3 (2%) 60 50	110, 168, 223, 278	0
1	BB	130/130 (100%)	-0.18	1 (0%) 86 79	111, 164, 226, 246	0
1	BC	130/130 (100%)	-0.04	2 (1%) 73 64	110, 166, 236, 289	0
1	BD	130/130 (100%)	-0.10	3 (2%) 60 50	110, 168, 223, 278	0
1	BE	130/130 (100%)	-0.16	1 (0%) 86 79	111, 164, 226, 246	0
1	BF	130/130 (100%)	0.05	2 (1%) 73 64	110, 166, 236, 289	0
1	BG	130/130 (100%)	-0.14	1 (0%) 86 79	110, 168, 223, 278	0
1	BH	130/130 (100%)	-0.23	3 (2%) 60 50	111, 164, 226, 246	0
1	BI	130/130 (100%)	-0.11	4 (3%) 49 38	110, 166, 236, 289	0
1	BJ	130/130 (100%)	-0.16	2 (1%) 73 64	110, 168, 223, 278	0
1	BK	130/130 (100%)	-0.10	2 (1%) 73 64	111, 164, 226, 246	0
1	BL	130/130 (100%)	-0.07	0 100 100	110, 166, 236, 289	0
1	BM	130/130 (100%)	-0.00	3 (2%) 60 50	110, 168, 223, 278	0
1	BN	130/130 (100%)	-0.19	4 (3%) 49 38	111, 164, 226, 246	0
1	BO	130/130 (100%)	-0.05	4 (3%) 49 38	110, 166, 236, 289	0
1	BP	130/130 (100%)	-0.19	3 (2%) 60 50	110, 168, 223, 278	0
1	BQ	130/130 (100%)	-0.10	2 (1%) 73 64	111, 164, 226, 246	0
1	BR	130/130 (100%)	-0.02	3 (2%) 60 50	110, 166, 236, 289	0
1	BS	130/130 (100%)	-0.05	2 (1%) 73 64	110, 168, 223, 278	0
1	BT	130/130 (100%)	-0.20	0 100 100	111, 164, 226, 246	0
1	BU	130/130 (100%)	-0.19	2 (1%) 73 64	110, 166, 236, 289	0
1	BV	130/130 (100%)	-0.22	0 100 100	110, 168, 223, 278	0
1	BW	130/130 (100%)	-0.18	1 (0%) 86 79	111, 164, 226, 246	0
1	BX	130/130 (100%)	-0.17	0 100 100	110, 166, 236, 289	0
1	BY	130/130 (100%)	-0.10	1 (0%) 86 79	110, 168, 223, 278	0
1	BZ	130/130 (100%)	-0.16	4 (3%) 49 38	111, 164, 226, 246	0
1	CA	130/130 (100%)	-0.24	1 (0%) 86 79	110, 166, 236, 289	0
1	CB	130/130 (100%)	-0.03	2 (1%) 73 64	110, 168, 223, 278	0
1	CC	130/130 (100%)	-0.01	2 (1%) 73 64	111, 164, 226, 246	0

Continued on next page...

Continued from previous page...

Mol	Chain	Analysed	<RSRZ>	#RSRZ>2	OWAB(Å ²)	Q<0.9
1	CD	130/130 (100%)	-0.03	2 (1%) 73 64	110, 166, 236, 289	0
1	CE	130/130 (100%)	-0.05	4 (3%) 49 38	110, 168, 223, 278	0
1	CF	130/130 (100%)	-0.18	1 (0%) 86 79	111, 164, 226, 246	0
1	CG	130/130 (100%)	-0.19	3 (2%) 60 50	110, 166, 236, 289	0
1	CH	130/130 (100%)	0.11	4 (3%) 49 38	110, 168, 223, 278	0
1	CI	130/130 (100%)	-0.19	1 (0%) 86 79	111, 164, 226, 246	0
1	CJ	130/130 (100%)	-0.01	4 (3%) 49 38	110, 166, 236, 289	0
1	CK	130/130 (100%)	-0.25	0 100 100	110, 168, 223, 278	0
1	CL	130/130 (100%)	-0.07	0 100 100	111, 164, 226, 246	0
1	CM	130/130 (100%)	0.09	4 (3%) 49 38	110, 166, 236, 289	0
1	CN	130/130 (100%)	-0.12	1 (0%) 86 79	110, 168, 223, 278	0
1	CO	130/130 (100%)	-0.16	2 (1%) 73 64	111, 164, 226, 246	0
1	CP	130/130 (100%)	-0.15	1 (0%) 86 79	110, 166, 236, 289	0
1	CQ	130/130 (100%)	0.02	2 (1%) 73 64	110, 168, 223, 278	0
1	CR	130/130 (100%)	-0.03	2 (1%) 73 64	111, 164, 226, 246	0
1	CS	130/130 (100%)	-0.08	1 (0%) 86 79	110, 166, 236, 289	0
1	CT	130/130 (100%)	-0.02	4 (3%) 49 38	110, 168, 223, 278	0
1	CU	130/130 (100%)	-0.23	1 (0%) 86 79	111, 164, 226, 246	0
1	CV	130/130 (100%)	-0.28	2 (1%) 73 64	110, 166, 236, 289	0
1	CW	130/130 (100%)	-0.22	1 (0%) 86 79	110, 168, 223, 278	0
1	CX	130/130 (100%)	-0.14	3 (2%) 60 50	111, 164, 226, 246	0
1	CY	130/130 (100%)	-0.05	3 (2%) 60 50	110, 166, 236, 289	0
1	CZ	130/130 (100%)	-0.07	2 (1%) 73 64	110, 168, 223, 278	0
1	DA	130/130 (100%)	-0.16	0 100 100	111, 164, 226, 246	0
1	DB	130/130 (100%)	-0.12	3 (2%) 60 50	110, 166, 236, 289	0
1	DC	130/130 (100%)	-0.26	3 (2%) 60 50	110, 168, 223, 278	0
1	DD	130/130 (100%)	-0.28	2 (1%) 73 64	111, 164, 226, 246	0
1	DE	130/130 (100%)	-0.25	1 (0%) 86 79	110, 166, 236, 289	0
1	DF	130/130 (100%)	-0.08	1 (0%) 86 79	110, 168, 223, 278	0
1	DG	130/130 (100%)	-0.23	1 (0%) 86 79	111, 164, 226, 246	0
1	DH	130/130 (100%)	-0.15	1 (0%) 86 79	110, 166, 236, 289	0

Continued on next page...

Continued from previous page...

Mol	Chain	Analysed	<RSRZ>	#RSRZ>2	OWAB(Å ²)	Q<0.9
1	DI	130/130 (100%)	-0.10	3 (2%) 60 50	110, 168, 223, 278	0
1	DJ	130/130 (100%)	-0.15	3 (2%) 60 50	111, 164, 226, 246	0
1	DK	130/130 (100%)	0.02	3 (2%) 60 50	110, 166, 236, 289	0
1	DL	130/130 (100%)	-0.12	3 (2%) 60 50	110, 168, 223, 278	0
1	DM	130/130 (100%)	0.04	2 (1%) 73 64	111, 164, 226, 246	0
1	DN	130/130 (100%)	-0.04	1 (0%) 86 79	110, 166, 236, 289	0
1	DO	130/130 (100%)	0.00	3 (2%) 60 50	110, 168, 223, 278	0
1	DP	130/130 (100%)	-0.07	6 (4%) 32 26	111, 164, 226, 246	0
1	DQ	130/130 (100%)	-0.11	3 (2%) 60 50	110, 166, 236, 289	0
1	DR	130/130 (100%)	-0.17	4 (3%) 49 38	110, 168, 223, 278	0
1	DS	130/130 (100%)	-0.20	0 100 100	111, 164, 226, 246	0
1	DT	130/130 (100%)	0.04	6 (4%) 32 26	110, 166, 236, 289	0
1	DU	130/130 (100%)	-0.14	1 (0%) 86 79	110, 168, 223, 278	0
1	DV	130/130 (100%)	-0.12	1 (0%) 86 79	111, 164, 226, 246	0
1	DW	130/130 (100%)	-0.00	2 (1%) 73 64	110, 166, 236, 289	0
1	DX	130/130 (100%)	-0.16	0 100 100	110, 168, 223, 278	0
1	DY	130/130 (100%)	-0.29	1 (0%) 86 79	111, 164, 226, 246	0
1	DZ	130/130 (100%)	-0.21	0 100 100	110, 166, 236, 289	0
1	EA	130/130 (100%)	-0.08	4 (3%) 49 38	110, 168, 223, 278	0
1	EB	130/130 (100%)	-0.27	1 (0%) 86 79	111, 164, 226, 246	0
1	EC	130/130 (100%)	-0.08	3 (2%) 60 50	110, 166, 236, 289	0
1	ED	130/130 (100%)	-0.05	3 (2%) 60 50	110, 168, 223, 278	0
1	EE	130/130 (100%)	-0.02	1 (0%) 86 79	111, 164, 226, 246	0
1	EF	130/130 (100%)	0.12	5 (3%) 40 31	110, 166, 236, 289	0
1	EG	130/130 (100%)	-0.12	1 (0%) 86 79	110, 168, 223, 278	0
1	EH	130/130 (100%)	-0.20	0 100 100	111, 164, 226, 246	0
1	EI	130/130 (100%)	-0.05	1 (0%) 86 79	110, 166, 236, 289	0
1	EJ	130/130 (100%)	-0.10	2 (1%) 73 64	110, 168, 223, 278	0
1	EK	130/130 (100%)	0.01	3 (2%) 60 50	111, 164, 226, 246	0
1	EL	130/130 (100%)	-0.18	1 (0%) 86 79	110, 166, 236, 289	0
1	EM	130/130 (100%)	-0.16	2 (1%) 73 64	110, 168, 223, 278	0

Continued on next page...

Continued from previous page...

Mol	Chain	Analysed	<RSRZ>	#RSRZ>2	OWAB(Å ²)	Q<0.9
1	EN	130/130 (100%)	-0.08	1 (0%) 86 79	111, 164, 226, 246	0
1	EO	130/130 (100%)	-0.01	3 (2%) 60 50	110, 166, 236, 289	0
1	EP	130/130 (100%)	-0.14	1 (0%) 86 79	110, 168, 223, 278	0
1	EQ	130/130 (100%)	-0.19	0 100 100	111, 164, 226, 246	0
1	ER	130/130 (100%)	-0.06	2 (1%) 73 64	110, 166, 236, 289	0
1	ES	130/130 (100%)	-0.23	1 (0%) 86 79	110, 168, 223, 278	0
1	ET	130/130 (100%)	-0.26	3 (2%) 60 50	111, 164, 226, 246	0
1	EU	130/130 (100%)	-0.06	3 (2%) 60 50	110, 166, 236, 289	0
1	EV	130/130 (100%)	0.03	4 (3%) 49 38	110, 168, 223, 278	0
1	EW	130/130 (100%)	-0.23	0 100 100	111, 164, 226, 246	0
1	EX	130/130 (100%)	-0.24	2 (1%) 73 64	110, 166, 236, 289	0
1	EY	130/130 (100%)	-0.00	3 (2%) 60 50	110, 168, 223, 278	0
1	EZ	130/130 (100%)	-0.12	1 (0%) 86 79	111, 164, 226, 246	0
1	FA	130/130 (100%)	-0.24	1 (0%) 86 79	110, 166, 236, 289	0
1	FB	130/130 (100%)	-0.08	1 (0%) 86 79	110, 168, 223, 278	0
1	FC	130/130 (100%)	-0.18	2 (1%) 73 64	111, 164, 226, 246	0
1	FD	130/130 (100%)	-0.20	1 (0%) 86 79	110, 166, 236, 289	0
1	FE	130/130 (100%)	-0.04	1 (0%) 86 79	110, 168, 223, 278	0
1	FF	130/130 (100%)	-0.27	0 100 100	111, 164, 226, 246	0
1	FG	130/130 (100%)	-0.26	2 (1%) 73 64	110, 166, 236, 289	0
1	FH	130/130 (100%)	-0.08	3 (2%) 60 50	110, 168, 223, 278	0
1	FI	130/130 (100%)	-0.08	0 100 100	111, 164, 226, 246	0
1	FJ	130/130 (100%)	-0.21	2 (1%) 73 64	110, 166, 236, 289	0
1	FK	130/130 (100%)	-0.13	3 (2%) 60 50	110, 168, 223, 278	0
1	FL	130/130 (100%)	-0.08	4 (3%) 49 38	111, 164, 226, 246	0
1	FM	130/130 (100%)	-0.15	0 100 100	110, 166, 236, 289	0
1	FN	130/130 (100%)	-0.00	2 (1%) 73 64	110, 168, 223, 278	0
1	FO	130/130 (100%)	-0.18	4 (3%) 49 38	111, 164, 226, 246	0
1	FP	130/130 (100%)	-0.18	2 (1%) 73 64	110, 166, 236, 289	0
1	FQ	130/130 (100%)	-0.01	2 (1%) 73 64	110, 168, 223, 278	0
1	FR	130/130 (100%)	-0.32	4 (3%) 49 38	111, 164, 226, 246	0

Continued on next page...

Continued from previous page...

Mol	Chain	Analysed	<RSRZ>	#RSRZ>2	OWAB(Å ²)	Q<0.9
1	FS	130/130 (100%)	-0.13	4 (3%) 49 38	110, 166, 236, 289	0
1	FT	130/130 (100%)	-0.05	3 (2%) 60 50	110, 168, 223, 278	0
1	FU	130/130 (100%)	-0.19	0 100 100	111, 164, 226, 246	0
1	FV	130/130 (100%)	-0.23	1 (0%) 86 79	110, 166, 236, 289	0
1	FW	130/130 (100%)	-0.26	0 100 100	110, 168, 223, 278	0
1	FX	130/130 (100%)	-0.29	0 100 100	111, 164, 226, 246	0
1	FY	130/130 (100%)	-0.16	3 (2%) 60 50	110, 166, 236, 289	0
1	FZ	130/130 (100%)	-0.14	2 (1%) 73 64	110, 168, 223, 278	0
1	GA	130/130 (100%)	-0.06	2 (1%) 73 64	111, 164, 226, 246	0
1	GB	130/130 (100%)	0.14	5 (3%) 40 31	110, 166, 236, 289	0
1	GC	130/130 (100%)	-0.02	4 (3%) 49 38	110, 168, 223, 278	0
1	GD	130/130 (100%)	-0.17	1 (0%) 86 79	111, 164, 226, 246	0
1	GE	130/130 (100%)	-0.22	1 (0%) 86 79	110, 166, 236, 289	0
1	GF	130/130 (100%)	-0.13	3 (2%) 60 50	110, 168, 223, 278	0
1	GG	130/130 (100%)	-0.26	0 100 100	111, 164, 226, 246	0
1	GH	130/130 (100%)	-0.10	1 (0%) 86 79	110, 166, 236, 289	0
1	GI	130/130 (100%)	-0.03	2 (1%) 73 64	110, 168, 223, 278	0
1	GJ	130/130 (100%)	-0.06	2 (1%) 73 64	111, 164, 226, 246	0
1	GK	130/130 (100%)	-0.15	1 (0%) 86 79	110, 166, 236, 289	0
1	GL	130/130 (100%)	0.01	4 (3%) 49 38	110, 168, 223, 278	0
1	GM	130/130 (100%)	-0.10	2 (1%) 73 64	111, 164, 226, 246	0
1	GN	130/130 (100%)	-0.15	1 (0%) 86 79	110, 166, 236, 289	0
1	GO	130/130 (100%)	0.01	4 (3%) 49 38	110, 168, 223, 278	0
1	GP	130/130 (100%)	-0.15	2 (1%) 73 64	111, 164, 226, 246	0
1	GQ	130/130 (100%)	-0.06	4 (3%) 49 38	110, 166, 236, 289	0
1	GR	130/130 (100%)	0.06	3 (2%) 60 50	110, 168, 223, 278	0
1	GS	130/130 (100%)	-0.15	0 100 100	111, 164, 226, 246	0
1	GT	130/130 (100%)	-0.16	3 (2%) 60 50	110, 166, 236, 289	0
1	GU	130/130 (100%)	-0.07	3 (2%) 60 50	110, 168, 223, 278	0
1	GV	130/130 (100%)	-0.26	1 (0%) 86 79	111, 164, 226, 246	0
1	GW	130/130 (100%)	-0.12	2 (1%) 73 64	110, 166, 236, 289	0

Continued on next page...

Continued from previous page...

Mol	Chain	Analysed	<RSRZ>	#RSRZ>2	OWAB(Å ²)	Q<0.9
1	GX	130/130 (100%)	-0.04	3 (2%) 60 50	110, 168, 223, 278	0
1	GY	130/130 (100%)	-0.19	2 (1%) 73 64	111, 164, 226, 246	0
1	GZ	130/130 (100%)	-0.22	1 (0%) 86 79	110, 166, 236, 289	0
1	HA	130/130 (100%)	-0.05	1 (0%) 86 79	110, 168, 223, 278	0
1	HB	130/130 (100%)	-0.25	3 (2%) 60 50	111, 164, 226, 246	0
1	HC	130/130 (100%)	-0.09	4 (3%) 49 38	110, 166, 236, 289	0
1	HD	130/130 (100%)	0.07	5 (3%) 40 31	110, 168, 223, 278	0
1	HE	130/130 (100%)	-0.05	3 (2%) 60 50	111, 164, 226, 246	0
1	HF	130/130 (100%)	-0.22	2 (1%) 73 64	110, 166, 236, 289	0
1	HG	130/130 (100%)	-0.17	1 (0%) 86 79	110, 168, 223, 278	0
1	HH	130/130 (100%)	-0.19	1 (0%) 86 79	111, 164, 226, 246	0
1	HI	130/130 (100%)	0.00	4 (3%) 49 38	110, 166, 236, 289	0
1	HJ	130/130 (100%)	-0.12	3 (2%) 60 50	110, 168, 223, 278	0
1	HK	130/130 (100%)	-0.13	1 (0%) 86 79	111, 164, 226, 246	0
1	HL	130/130 (100%)	-0.09	2 (1%) 73 64	110, 166, 236, 289	0
1	HM	130/130 (100%)	-0.08	3 (2%) 60 50	110, 168, 223, 278	0
1	HN	130/130 (100%)	-0.19	3 (2%) 60 50	111, 164, 226, 246	0
1	HO	130/130 (100%)	-0.29	1 (0%) 86 79	110, 166, 236, 289	0
1	HP	130/130 (100%)	0.06	1 (0%) 86 79	110, 168, 223, 278	0
1	HQ	130/130 (100%)	-0.20	1 (0%) 86 79	111, 164, 226, 246	0
1	HR	130/130 (100%)	-0.16	3 (2%) 60 50	110, 166, 236, 289	0
1	HS	130/130 (100%)	-0.06	4 (3%) 49 38	110, 168, 223, 278	0
1	HT	130/130 (100%)	-0.23	0 100 100	111, 164, 226, 246	0
1	HU	130/130 (100%)	-0.24	2 (1%) 73 64	110, 166, 236, 289	0
1	HV	130/130 (100%)	-0.17	2 (1%) 73 64	110, 168, 223, 278	0
1	HW	130/130 (100%)	-0.17	2 (1%) 73 64	111, 164, 226, 246	0
1	HX	130/130 (100%)	-0.10	4 (3%) 49 38	110, 166, 236, 289	0
1	HY	130/130 (100%)	-0.08	3 (2%) 60 50	110, 168, 223, 278	0
1	HZ	130/130 (100%)	-0.18	1 (0%) 86 79	111, 164, 226, 246	0
1	IA	130/130 (100%)	-0.27	2 (1%) 73 64	110, 166, 236, 289	0
1	IB	130/130 (100%)	-0.05	3 (2%) 60 50	110, 168, 223, 278	0

Continued on next page...

Continued from previous page...

Mol	Chain	Analysed	<RSRZ>	#RSRZ>2	OWAB(Å ²)	Q<0.9
1	IC	130/130 (100%)	0.03	1 (0%) 86 79	111, 164, 226, 246	0
1	ID	130/130 (100%)	0.11	6 (4%) 32 26	110, 166, 236, 289	0
1	IE	130/130 (100%)	-0.13	0 100 100	110, 168, 223, 278	0
1	IF	130/130 (100%)	-0.19	0 100 100	111, 164, 226, 246	0
1	IG	130/130 (100%)	-0.16	4 (3%) 49 38	110, 166, 236, 289	0
1	IH	130/130 (100%)	-0.07	1 (0%) 86 79	110, 168, 223, 278	0
1	II	130/130 (100%)	-0.14	2 (1%) 73 64	111, 164, 226, 246	0
1	IJ	130/130 (100%)	-0.08	3 (2%) 60 50	110, 166, 236, 289	0
1	IK	130/130 (100%)	0.03	2 (1%) 73 64	110, 168, 223, 278	0
1	IL	130/130 (100%)	0.00	2 (1%) 73 64	111, 164, 226, 246	0
1	IM	130/130 (100%)	-0.07	4 (3%) 49 38	110, 166, 236, 289	0
1	IN	130/130 (100%)	-0.06	4 (3%) 49 38	110, 168, 223, 278	0
1	IO	130/130 (100%)	-0.16	2 (1%) 73 64	111, 164, 226, 246	0
1	IP	130/130 (100%)	-0.05	2 (1%) 73 64	110, 166, 236, 289	0
1	IQ	130/130 (100%)	-0.01	3 (2%) 60 50	110, 168, 223, 278	0
1	IR	130/130 (100%)	-0.21	0 100 100	111, 164, 226, 246	0
1	IS	130/130 (100%)	-0.26	1 (0%) 86 79	110, 166, 236, 289	0
1	IT	130/130 (100%)	-0.18	0 100 100	110, 168, 223, 278	0
1	IU	130/130 (100%)	-0.27	0 100 100	111, 164, 226, 246	0
1	IV	130/130 (100%)	-0.23	3 (2%) 60 50	110, 166, 236, 289	0
1	IW	130/130 (100%)	-0.16	4 (3%) 49 38	110, 168, 223, 278	0
1	IX	130/130 (100%)	-0.25	1 (0%) 86 79	111, 164, 226, 246	0
1	IY	130/130 (100%)	-0.06	2 (1%) 73 64	110, 166, 236, 289	0
1	IZ	130/130 (100%)	0.00	3 (2%) 60 50	110, 168, 223, 278	0
1	JA	130/130 (100%)	-0.25	1 (0%) 86 79	111, 164, 226, 246	0
1	JB	130/130 (100%)	-0.10	1 (0%) 86 79	110, 166, 236, 289	0
1	JC	130/130 (100%)	0.06	6 (4%) 32 26	110, 168, 223, 278	0
1	JD	130/130 (100%)	-0.15	2 (1%) 73 64	111, 164, 226, 246	0
1	JE	130/130 (100%)	-0.10	2 (1%) 73 64	110, 166, 236, 289	0
1	JF	130/130 (100%)	0.06	4 (3%) 49 38	110, 168, 223, 278	0
1	JG	130/130 (100%)	-0.14	2 (1%) 73 64	111, 164, 226, 246	0

Continued on next page...

Continued from previous page...

Mol	Chain	Analysed	<RSRZ>	#RSRZ>2	OWAB(Å ²)	Q<0.9
1	JH	130/130 (100%)	-0.04	1 (0%) 86 79	110, 166, 236, 289	0
1	JI	130/130 (100%)	-0.15	3 (2%) 60 50	110, 168, 223, 278	0
1	JJ	130/130 (100%)	-0.17	0 100 100	111, 164, 226, 246	0
1	JK	130/130 (100%)	0.01	5 (3%) 40 31	110, 166, 236, 289	0
1	JL	130/130 (100%)	-0.09	2 (1%) 73 64	110, 168, 223, 278	0
1	JM	130/130 (100%)	-0.25	0 100 100	111, 164, 226, 246	0
1	JN	130/130 (100%)	-0.18	0 100 100	110, 166, 236, 289	0
1	JO	130/130 (100%)	-0.08	4 (3%) 49 38	110, 168, 223, 278	0
1	JP	130/130 (100%)	-0.02	3 (2%) 60 50	111, 164, 226, 246	0
1	JQ	130/130 (100%)	0.05	5 (3%) 40 31	110, 166, 236, 289	0
1	JR	130/130 (100%)	-0.10	3 (2%) 60 50	110, 168, 223, 278	0
1	JS	130/130 (100%)	-0.13	3 (2%) 60 50	111, 164, 226, 246	0
1	JT	130/130 (100%)	-0.18	2 (1%) 73 64	110, 166, 236, 289	0
1	JU	130/130 (100%)	-0.16	2 (1%) 73 64	110, 168, 223, 278	0
1	JV	130/130 (100%)	-0.03	3 (2%) 60 50	111, 164, 226, 246	0
1	JW	130/130 (100%)	-0.01	2 (1%) 73 64	110, 166, 236, 289	0
1	JX	130/130 (100%)	-0.20	2 (1%) 73 64	110, 168, 223, 278	0
1	JY	130/130 (100%)	-0.18	1 (0%) 86 79	111, 164, 226, 246	0
1	JZ	130/130 (100%)	-0.05	3 (2%) 60 50	110, 166, 236, 289	0
1	KA	130/130 (100%)	-0.26	1 (0%) 86 79	110, 168, 223, 278	0
1	KB	130/130 (100%)	-0.11	5 (3%) 40 31	111, 164, 226, 246	0
1	KC	130/130 (100%)	-0.24	1 (0%) 86 79	110, 166, 236, 289	0
1	KD	130/130 (100%)	-0.21	2 (1%) 73 64	110, 168, 223, 278	0
1	KE	130/130 (100%)	-0.10	2 (1%) 73 64	111, 164, 226, 246	0
1	KF	130/130 (100%)	-0.09	3 (2%) 60 50	110, 166, 236, 289	0
1	KG	130/130 (100%)	-0.09	2 (1%) 73 64	110, 168, 223, 278	0
1	KH	130/130 (100%)	-0.01	3 (2%) 60 50	111, 164, 226, 246	0
1	KI	130/130 (100%)	-0.07	1 (0%) 86 79	110, 166, 236, 289	0
1	KJ	130/130 (100%)	-0.02	5 (3%) 40 31	110, 168, 223, 278	0
1	KK	130/130 (100%)	-0.26	0 100 100	111, 164, 226, 246	0
1	KL	130/130 (100%)	-0.04	1 (0%) 86 79	110, 166, 236, 289	0

Continued on next page...

Continued from previous page...

Mol	Chain	Analysed	<RSRZ>	#RSRZ>2	OWAB(Å ²)	Q<0.9
1	KM	130/130 (100%)	-0.06	3 (2%) 60 50	110, 168, 223, 278	0
1	KN	130/130 (100%)	-0.21	1 (0%) 86 79	111, 164, 226, 246	0
1	KO	130/130 (100%)	0.18	5 (3%) 40 31	110, 166, 236, 289	0
1	KP	130/130 (100%)	-0.04	2 (1%) 73 64	110, 168, 223, 278	0
1	KQ	130/130 (100%)	-0.13	3 (2%) 60 50	111, 164, 226, 246	0
1	KR	130/130 (100%)	-0.04	4 (3%) 49 38	110, 166, 236, 289	0
1	KS	130/130 (100%)	0.02	6 (4%) 32 26	110, 168, 223, 278	0
1	KT	130/130 (100%)	-0.29	1 (0%) 86 79	111, 164, 226, 246	0
1	KU	130/130 (100%)	-0.22	3 (2%) 60 50	110, 166, 236, 289	0
1	KV	130/130 (100%)	-0.06	4 (3%) 49 38	110, 168, 223, 278	0
1	KW	130/130 (100%)	-0.23	1 (0%) 86 79	111, 164, 226, 246	0
1	KX	130/130 (100%)	-0.18	2 (1%) 73 64	110, 166, 236, 289	0
1	KY	130/130 (100%)	-0.00	4 (3%) 49 38	110, 168, 223, 278	0
1	KZ	130/130 (100%)	-0.12	2 (1%) 73 64	111, 164, 226, 246	0
1	LA	130/130 (100%)	-0.18	1 (0%) 86 79	110, 166, 236, 289	0
1	LB	130/130 (100%)	-0.09	2 (1%) 73 64	110, 168, 223, 278	0
1	LC	130/130 (100%)	-0.23	0 100 100	111, 164, 226, 246	0
1	LD	130/130 (100%)	-0.10	2 (1%) 73 64	110, 166, 236, 289	0
1	LE	130/130 (100%)	-0.10	1 (0%) 86 79	110, 168, 223, 278	0
1	LF	130/130 (100%)	-0.24	1 (0%) 86 79	111, 164, 226, 246	0
1	LG	130/130 (100%)	-0.06	3 (2%) 60 50	110, 166, 236, 289	0
1	LH	130/130 (100%)	-0.17	2 (1%) 73 64	110, 168, 223, 278	0
1	LI	130/130 (100%)	-0.16	2 (1%) 73 64	111, 164, 226, 246	0
1	LJ	130/130 (100%)	-0.12	2 (1%) 73 64	110, 166, 236, 289	0
1	LK	130/130 (100%)	-0.02	3 (2%) 60 50	110, 168, 223, 278	0
1	LL	130/130 (100%)	-0.19	1 (0%) 86 79	111, 164, 226, 246	0
1	LM	130/130 (100%)	-0.08	2 (1%) 73 64	110, 166, 236, 289	0
1	LN	130/130 (100%)	-0.04	2 (1%) 73 64	110, 168, 223, 278	0
1	LO	130/130 (100%)	-0.13	1 (0%) 86 79	111, 164, 226, 246	0
1	LP	130/130 (100%)	-0.19	3 (2%) 60 50	110, 166, 236, 289	0
1	LQ	130/130 (100%)	-0.08	5 (3%) 40 31	110, 168, 223, 278	0

Continued on next page...

Continued from previous page...

Mol	Chain	Analysed	<RSRZ>	#RSRZ>2	OWAB(Å ²)	Q<0.9
1	LR	130/130 (100%)	-0.06	0 100 100	111, 164, 226, 246	0
1	LS	130/130 (100%)	-0.06	1 (0%) 86 79	110, 166, 236, 289	0
1	LT	130/130 (100%)	-0.11	2 (1%) 73 64	110, 168, 223, 278	0
1	LU	130/130 (100%)	-0.18	2 (1%) 73 64	111, 164, 226, 246	0
1	LV	130/130 (100%)	-0.21	2 (1%) 73 64	110, 166, 236, 289	0
1	LW	130/130 (100%)	-0.10	2 (1%) 73 64	110, 168, 223, 278	0
1	LX	130/130 (100%)	-0.13	3 (2%) 60 50	111, 164, 226, 246	0
1	LY	130/130 (100%)	-0.10	2 (1%) 73 64	110, 166, 236, 289	0
1	LZ	130/130 (100%)	-0.11	1 (0%) 86 79	110, 168, 223, 278	0
1	MA	130/130 (100%)	-0.04	3 (2%) 60 50	111, 164, 226, 246	0
1	MB	130/130 (100%)	-0.17	2 (1%) 73 64	110, 166, 236, 289	0
1	MC	130/130 (100%)	-0.07	2 (1%) 73 64	110, 168, 223, 278	0
1	MD	130/130 (100%)	-0.16	1 (0%) 86 79	111, 164, 226, 246	0
1	ME	130/130 (100%)	-0.15	4 (3%) 49 38	110, 166, 236, 289	0
1	MF	130/130 (100%)	-0.14	1 (0%) 86 79	110, 168, 223, 278	0
1	MG	130/130 (100%)	-0.16	1 (0%) 86 79	111, 164, 226, 246	0
1	MH	130/130 (100%)	-0.14	2 (1%) 73 64	110, 166, 236, 289	0
1	MI	130/130 (100%)	-0.04	2 (1%) 73 64	110, 168, 223, 278	0
1	MJ	130/130 (100%)	-0.15	0 100 100	111, 164, 226, 246	0
1	MK	130/130 (100%)	-0.10	1 (0%) 86 79	110, 166, 236, 289	0
1	ML	130/130 (100%)	-0.04	3 (2%) 60 50	110, 168, 223, 278	0
1	MM	130/130 (100%)	-0.19	4 (3%) 49 38	111, 164, 226, 246	0
1	MN	130/130 (100%)	-0.20	0 100 100	110, 166, 236, 289	0
1	MO	130/130 (100%)	-0.22	1 (0%) 86 79	110, 168, 223, 278	0
1	MP	130/130 (100%)	-0.29	0 100 100	111, 164, 226, 246	0
1	MQ	130/130 (100%)	-0.23	4 (3%) 49 38	110, 166, 236, 289	0
1	MR	130/130 (100%)	-0.11	3 (2%) 60 50	110, 168, 223, 278	0
1	MS	130/130 (100%)	-0.24	1 (0%) 86 79	111, 164, 226, 246	0
1	MT	130/130 (100%)	-0.13	3 (2%) 60 50	110, 166, 236, 289	0
1	MU	130/130 (100%)	-0.05	0 100 100	110, 168, 223, 278	0
1	MV	130/130 (100%)	-0.15	2 (1%) 73 64	111, 164, 226, 246	0

Continued on next page...

Continued from previous page...

Mol	Chain	Analysed	<RSRZ>	#RSRZ>2	OWAB(Å ²)	Q<0.9
1	MW	130/130 (100%)	-0.16	1 (0%) 86 79	110, 166, 236, 289	0
1	MX	130/130 (100%)	-0.16	3 (2%) 60 50	110, 168, 223, 278	0
1	MY	130/130 (100%)	-0.06	1 (0%) 86 79	111, 164, 226, 246	0
1	MZ	130/130 (100%)	-0.15	2 (1%) 73 64	110, 166, 236, 289	0
1	NA	130/130 (100%)	-0.02	3 (2%) 60 50	110, 168, 223, 278	0
1	NB	130/130 (100%)	-0.19	0 100 100	111, 164, 226, 246	0
1	NC	130/130 (100%)	-0.09	1 (0%) 86 79	110, 166, 236, 289	0
1	ND	130/130 (100%)	-0.19	2 (1%) 73 64	110, 168, 223, 278	0
1	NE	130/130 (100%)	-0.14	0 100 100	111, 164, 226, 246	0
1	NF	130/130 (100%)	-0.05	4 (3%) 49 38	110, 166, 236, 289	0
1	NG	130/130 (100%)	-0.12	3 (2%) 60 50	110, 168, 223, 278	0
1	NH	130/130 (100%)	-0.26	0 100 100	111, 164, 226, 246	0
1	NI	130/130 (100%)	-0.15	2 (1%) 73 64	110, 166, 236, 289	0
1	NJ	130/130 (100%)	0.03	4 (3%) 49 38	110, 168, 223, 278	0
1	NK	130/130 (100%)	-0.19	2 (1%) 73 64	111, 164, 226, 246	0
1	NL	130/130 (100%)	-0.07	2 (1%) 73 64	110, 166, 236, 289	0
1	NM	130/130 (100%)	-0.17	2 (1%) 73 64	110, 168, 223, 278	0
1	NN	130/130 (100%)	-0.12	2 (1%) 73 64	111, 164, 226, 246	0
1	NO	130/130 (100%)	-0.13	1 (0%) 86 79	110, 166, 236, 289	0
1	NP	130/130 (100%)	-0.01	4 (3%) 49 38	110, 168, 223, 278	0
1	NQ	130/130 (100%)	0.09	3 (2%) 60 50	111, 164, 226, 246	0
1	NR	130/130 (100%)	0.08	4 (3%) 49 38	110, 166, 236, 289	0
1	NS	130/130 (100%)	-0.05	1 (0%) 86 79	110, 168, 223, 278	0
1	NT	130/130 (100%)	-0.10	5 (3%) 40 31	111, 164, 226, 246	0
1	NU	130/130 (100%)	-0.15	2 (1%) 73 64	110, 166, 236, 289	0
1	NV	130/130 (100%)	-0.03	5 (3%) 40 31	110, 168, 223, 278	0
All	All	46800/46800 (100%)	-0.12	757 (1%) 72 62	110, 166, 232, 289	0

All (757) RSRZ outliers are listed below:

Mol	Chain	Res	Type	RSRZ
1	HJ	1	SER	8.6
1	DO	1	SER	7.1

Continued on next page...

Continued from previous page...

Mol	Chain	Res	Type	RSRZ
1	EU	43	LYS	6.4
1	GK	1	SER	6.4
1	GB	1	SER	6.2
1	AF	43	LYS	6.1
1	KR	43	LYS	5.7
1	CH	43	LYS	5.7
1	FK	115	GLY	5.4
1	DK	43	LYS	5.4
1	AZ	43	LYS	5.3
1	CB	43	LYS	5.3
1	NV	115	GLY	5.3
1	EX	1	SER	5.2
1	JZ	43	LYS	5.2
1	LQ	1	SER	5.1
1	MM	1	SER	5.1
1	FK	43	LYS	5.0
1	BC	43	LYS	5.0
1	IQ	43	LYS	5.0
1	KF	1	SER	4.9
1	DR	1	SER	4.8
1	GQ	1	SER	4.8
1	HN	44	GLY	4.8
1	KO	43	LYS	4.7
1	BR	1	SER	4.7
1	MX	1	SER	4.7
1	IL	44	GLY	4.6
1	KY	1	SER	4.6
1	LP	1	SER	4.6
1	KM	130	GLU	4.6
1	HI	1	SER	4.5
1	GR	43	LYS	4.5
1	JO	1	SER	4.5
1	EA	1	SER	4.5
1	LB	1	SER	4.5
1	FY	43	LYS	4.5
1	KH	116	TYR	4.4
1	LG	43	LYS	4.4
1	EO	43	LYS	4.4
1	MO	1	SER	4.3
1	CM	43	LYS	4.3
1	GW	43	LYS	4.3
1	EV	130	GLU	4.3

Continued on next page...

Continued from previous page...

Mol	Chain	Res	Type	RSRZ
1	CM	1	SER	4.3
1	MB	1	SER	4.2
1	IY	130	GLU	4.2
1	FJ	43	LYS	4.2
1	KF	43	LYS	4.2
1	CM	130	GLU	4.2
1	IJ	43	LYS	4.2
1	EU	1	SER	4.2
1	KU	1	SER	4.2
1	CN	43	LYS	4.2
1	HA	1	SER	4.2
1	GU	69	ARG	4.1
1	JF	43	LYS	4.1
1	LB	43	LYS	4.1
1	KM	43	LYS	4.1
1	JZ	42	ARG	4.1
1	NJ	115	GLY	4.1
1	NT	1	SER	4.1
1	GT	43	LYS	4.1
1	MW	1	SER	4.0
1	NJ	43	LYS	4.0
1	HD	43	LYS	4.0
1	NU	1	SER	4.0
1	CT	130	GLU	4.0
1	LN	43	LYS	4.0
1	LH	43	LYS	4.0
1	KM	1	SER	3.9
1	IW	115	GLY	3.9
1	HX	43	LYS	3.9
1	NN	44	GLY	3.9
1	KI	1	SER	3.9
1	KL	43	LYS	3.8
1	HV	1	SER	3.8
1	KR	130	GLU	3.8
1	ML	1	SER	3.8
1	EC	130	GLU	3.8
1	HS	1	SER	3.8
1	BH	44	GLY	3.7
1	GF	43	LYS	3.7
1	HX	42	ARG	3.7
1	KR	44	GLY	3.7
1	FZ	69	ARG	3.7

Continued on next page...

Continued from previous page...

Mol	Chain	Res	Type	RSRZ
1	AK	43	LYS	3.7
1	KC	1	SER	3.7
1	BC	42	ARG	3.6
1	JS	127	VAL	3.6
1	JS	129	THR	3.6
1	IA	42	ARG	3.6
1	BO	130	GLU	3.6
1	HD	1	SER	3.6
1	KE	1	SER	3.6
1	JL	47	GLY	3.6
1	FH	129	THR	3.6
1	LA	130	GLU	3.6
1	EK	1	SER	3.6
1	FP	1	SER	3.6
1	LW	43	LYS	3.6
1	HQ	116	TYR	3.6
1	AL	43	LYS	3.5
1	BZ	116	TYR	3.5
1	JQ	43	LYS	3.5
1	BR	43	LYS	3.5
1	JI	130	GLU	3.5
1	KQ	84	GLY	3.5
1	IN	129	THR	3.5
1	CW	43	LYS	3.5
1	DR	43	LYS	3.5
1	LT	1	SER	3.5
1	BM	1	SER	3.5
1	KY	43	LYS	3.5
1	HI	43	LYS	3.5
1	KW	129	THR	3.5
1	HB	42	ARG	3.5
1	GC	130	GLU	3.5
1	GL	1	SER	3.4
1	ML	69	ARG	3.4
1	DC	1	SER	3.4
1	HE	60	LEU	3.4
1	IV	43	LYS	3.4
1	KV	42	ARG	3.4
1	GJ	47	GLY	3.4
1	JC	130	GLU	3.4
1	GO	43	LYS	3.4
1	IN	130	GLU	3.4

Continued on next page...

Continued from previous page...

Mol	Chain	Res	Type	RSRZ
1	IJ	1	SER	3.3
1	CQ	43	LYS	3.3
1	FP	43	LYS	3.3
1	NP	70	ALA	3.3
1	AU	1	SER	3.3
1	DT	44	GLY	3.3
1	IB	43	LYS	3.3
1	LM	43	LYS	3.3
1	GZ	130	GLU	3.3
1	HX	41	PRO	3.3
1	GL	130	GLU	3.3
1	GH	43	LYS	3.3
1	AZ	44	GLY	3.3
1	BW	1	SER	3.3
1	MS	44	GLY	3.3
1	JR	130	GLU	3.3
1	DP	115	GLY	3.3
1	KP	43	LYS	3.2
1	JE	43	LYS	3.2
1	EB	127	VAL	3.2
1	AD	115	GLY	3.2
1	DW	1	SER	3.2
1	EF	3	PRO	3.2
1	KS	69	ARG	3.2
1	ND	60	LEU	3.2
1	HG	43	LYS	3.2
1	GA	44	GLY	3.2
1	FY	63	ALA	3.2
1	JX	69	ARG	3.2
1	CP	130	GLU	3.2
1	FO	69	ARG	3.2
1	IY	43	LYS	3.1
1	GE	1	SER	3.1
1	JL	115	GLY	3.1
1	EA	69	ARG	3.1
1	HI	42	ARG	3.1
1	EF	130	GLU	3.1
1	AJ	129	THR	3.1
1	GQ	43	LYS	3.1
1	GY	44	GLY	3.1
1	MT	130	GLU	3.1
1	AB	1	SER	3.1

Continued on next page...

Continued from previous page...

Mol	Chain	Res	Type	RSRZ
1	DQ	1	SER	3.1
1	AZ	69	ARG	3.1
1	KV	43	LYS	3.1
1	NF	115	GLY	3.1
1	HC	43	LYS	3.1
1	IG	1	SER	3.1
1	KD	1	SER	3.1
1	JQ	1	SER	3.1
1	AH	130	GLU	3.1
1	IP	130	GLU	3.1
1	EM	43	LYS	3.1
1	GI	1	SER	3.1
1	IZ	1	SER	3.1
1	NL	1	SER	3.1
1	AH	43	LYS	3.1
1	CS	1	SER	3.1
1	AF	5	ALA	3.1
1	IK	50	LYS	3.1
1	IM	115	GLY	3.0
1	AO	43	LYS	3.0
1	EC	1	SER	3.0
1	KE	43	LYS	3.0
1	KF	10	ARG	3.0
1	AZ	1	SER	3.0
1	HC	130	GLU	3.0
1	AE	43	LYS	3.0
1	BH	127	VAL	3.0
1	BS	43	LYS	3.0
1	CX	129	THR	3.0
1	BP	115	GLY	3.0
1	CX	1	SER	3.0
1	LX	116	TYR	3.0
1	NK	116	TYR	3.0
1	FT	43	LYS	3.0
1	KO	130	GLU	3.0
1	NC	130	GLU	3.0
1	MT	1	SER	3.0
1	KS	115	GLY	3.0
1	MQ	130	GLU	3.0
1	IV	1	SER	3.0
1	NT	47	GLY	3.0
1	ED	43	LYS	3.0

Continued on next page...

Continued from previous page...

Mol	Chain	Res	Type	RSRZ
1	LP	43	LYS	3.0
1	MM	129	THR	2.9
1	EY	47	GLY	2.9
1	JC	43	LYS	2.9
1	BJ	1	SER	2.9
1	IM	43	LYS	2.9
1	IN	128	ILE	2.9
1	HD	130	GLU	2.9
1	HF	1	SER	2.9
1	ER	43	LYS	2.9
1	FL	43	LYS	2.9
1	KS	43	LYS	2.9
1	EO	69	ARG	2.9
1	BQ	81	PHE	2.9
1	BD	43	LYS	2.9
1	GB	5	ALA	2.9
1	CH	48	THR	2.9
1	HP	115	GLY	2.9
1	KJ	115	GLY	2.9
1	MG	129	THR	2.9
1	HS	64	GLY	2.9
1	IJ	42	ARG	2.9
1	JI	1	SER	2.9
1	JU	1	SER	2.9
1	AK	60	LEU	2.9
1	GC	129	THR	2.9
1	GJ	129	THR	2.9
1	JT	43	LYS	2.9
1	EF	1	SER	2.9
1	LV	1	SER	2.9
1	GT	48	THR	2.9
1	NT	42	ARG	2.9
1	IA	126	LEU	2.9
1	DI	1	SER	2.9
1	DO	115	GLY	2.9
1	IO	84	GLY	2.9
1	GV	1	SER	2.9
1	GQ	42	ARG	2.9
1	LX	1	SER	2.9
1	IO	43	LYS	2.8
1	NU	43	LYS	2.8
1	DF	43	LYS	2.8

Continued on next page...

Continued from previous page...

Mol	Chain	Res	Type	RSRZ
1	FL	44	GLY	2.8
1	HS	43	LYS	2.8
1	IP	60	LEU	2.8
1	IG	10	ARG	2.8
1	NT	39	PRO	2.8
1	HK	129	THR	2.8
1	KJ	50	LYS	2.8
1	MM	126	LEU	2.8
1	DT	43	LYS	2.8
1	AE	1	SER	2.8
1	IG	43	LYS	2.8
1	MI	43	LYS	2.8
1	AI	69	ARG	2.8
1	FH	115	GLY	2.8
1	HM	43	LYS	2.8
1	JK	2	LYS	2.8
1	CE	47	GLY	2.8
1	CY	43	LYS	2.8
1	HJ	128	ILE	2.8
1	NP	59	ILE	2.8
1	HR	43	LYS	2.8
1	LX	129	THR	2.8
1	HH	97	MET	2.8
1	BF	1	SER	2.8
1	CZ	43	LYS	2.8
1	LO	1	SER	2.8
1	LQ	130	GLU	2.8
1	NS	50	LYS	2.8
1	BK	44	GLY	2.8
1	NV	43	LYS	2.8
1	DB	1	SER	2.7
1	GX	130	GLU	2.7
1	FL	116	TYR	2.7
1	BU	60	LEU	2.7
1	HZ	129	THR	2.7
1	DP	128	ILE	2.7
1	KJ	69	ARG	2.7
1	JF	60	LEU	2.7
1	EC	43	LYS	2.7
1	DR	130	GLU	2.7
1	CV	43	LYS	2.7
1	AL	130	GLU	2.7

Continued on next page...

Continued from previous page...

Mol	Chain	Res	Type	RSRZ
1	ER	1	SER	2.7
1	JQ	130	GLU	2.7
1	NV	1	SER	2.7
1	ML	60	LEU	2.7
1	CH	47	GLY	2.7
1	ES	128	ILE	2.7
1	HL	96	GLN	2.7
1	HM	130	GLU	2.7
1	HN	127	VAL	2.7
1	IB	69	ARG	2.7
1	HE	126	LEU	2.7
1	GO	50	LYS	2.7
1	HU	42	ARG	2.7
1	KG	43	LYS	2.7
1	MA	5	ALA	2.7
1	CD	81	PHE	2.7
1	EG	43	LYS	2.7
1	FT	82	PRO	2.7
1	GW	1	SER	2.7
1	FC	129	THR	2.7
1	AR	130	GLU	2.7
1	MQ	43	LYS	2.7
1	DI	81	PHE	2.7
1	DL	43	LYS	2.7
1	BI	42	ARG	2.7
1	IM	124	GLU	2.7
1	GX	117	VAL	2.7
1	ET	73	ILE	2.7
1	DE	43	LYS	2.7
1	EA	43	LYS	2.7
1	EY	43	LYS	2.7
1	FS	130	GLU	2.7
1	ID	37	HIS	2.7
1	GN	43	LYS	2.7
1	ID	1	SER	2.6
1	FS	129	THR	2.6
1	MB	43	LYS	2.6
1	GU	43	LYS	2.6
1	JF	42	ARG	2.6
1	GO	48	THR	2.6
1	GY	129	THR	2.6
1	KO	129	THR	2.6

Continued on next page...

Continued from previous page...

Mol	Chain	Res	Type	RSRZ
1	CG	1	SER	2.6
1	GC	115	GLY	2.6
1	NI	1	SER	2.6
1	IQ	130	GLU	2.6
1	BP	128	ILE	2.6
1	BB	126	LEU	2.6
1	IL	1	SER	2.6
1	JR	1	SER	2.6
1	MA	129	THR	2.6
1	FH	43	LYS	2.6
1	GI	43	LYS	2.6
1	BK	130	GLU	2.6
1	NM	42	ARG	2.6
1	HW	47	GLY	2.6
1	IH	5	ALA	2.6
1	CG	43	LYS	2.6
1	DR	69	ARG	2.6
1	CT	43	LYS	2.6
1	FV	43	LYS	2.6
1	JZ	52	MET	2.6
1	KB	127	VAL	2.6
1	NT	44	GLY	2.6
1	MK	130	GLU	2.6
1	ID	43	LYS	2.6
1	NO	70	ALA	2.6
1	DP	116	TYR	2.6
1	BE	127	VAL	2.6
1	DC	115	GLY	2.6
1	EJ	115	GLY	2.6
1	KA	1	SER	2.6
1	AM	129	THR	2.6
1	DN	40	THR	2.6
1	KB	4	ILE	2.6
1	CE	81	PHE	2.6
1	CZ	69	ARG	2.6
1	FQ	69	ARG	2.6
1	LM	19	PHE	2.6
1	FE	43	LYS	2.6
1	CE	83	VAL	2.6
1	LQ	47	GLY	2.6
1	ME	42	ARG	2.6
1	AN	43	LYS	2.5

Continued on next page...

Continued from previous page...

Mol	Chain	Res	Type	RSRZ
1	KU	43	LYS	2.5
1	KY	128	ILE	2.5
1	MF	130	GLU	2.5
1	FL	47	GLY	2.5
1	LQ	84	GLY	2.5
1	NF	43	LYS	2.5
1	HM	115	GLY	2.5
1	JU	59	ILE	2.5
1	MQ	1	SER	2.5
1	AZ	52	MET	2.5
1	MT	115	GLY	2.5
1	JP	124	GLU	2.5
1	MV	112	ALA	2.5
1	BI	130	GLU	2.5
1	LK	69	ARG	2.5
1	HB	43	LYS	2.5
1	KZ	81	PHE	2.5
1	DB	130	GLU	2.5
1	FK	47	GLY	2.5
1	DL	48	THR	2.5
1	HB	129	THR	2.5
1	LU	129	THR	2.5
1	LL	44	GLY	2.5
1	MR	43	LYS	2.5
1	MM	127	VAL	2.5
1	CQ	69	ARG	2.5
1	CC	1	SER	2.5
1	HY	71	VAL	2.5
1	HD	69	ARG	2.5
1	AT	48	THR	2.5
1	HO	129	THR	2.5
1	BD	69	ARG	2.5
1	LW	69	ARG	2.5
1	CM	129	THR	2.5
1	GP	127	VAL	2.5
1	EI	43	LYS	2.5
1	AX	69	ARG	2.5
1	BD	73	ILE	2.5
1	CU	129	THR	2.5
1	JQ	83	VAL	2.5
1	JW	43	LYS	2.5
1	AN	130	GLU	2.5

Continued on next page...

Continued from previous page...

Mol	Chain	Res	Type	RSRZ
1	HV	126	LEU	2.5
1	BG	130	GLU	2.4
1	DT	72	PRO	2.4
1	ID	130	GLU	2.4
1	BO	1	SER	2.4
1	DB	43	LYS	2.4
1	DV	47	GLY	2.4
1	ME	127	VAL	2.4
1	NR	50	LYS	2.4
1	EY	130	GLU	2.4
1	FB	43	LYS	2.4
1	AN	126	LEU	2.4
1	LE	130	GLU	2.4
1	GM	44	GLY	2.4
1	II	44	GLY	2.4
1	JI	83	VAL	2.4
1	MR	72	PRO	2.4
1	FT	81	PHE	2.4
1	FO	116	TYR	2.4
1	KJ	130	GLU	2.4
1	LH	98	ALA	2.4
1	GA	43	LYS	2.4
1	GL	126	LEU	2.4
1	CV	98	ALA	2.4
1	ED	80	SER	2.4
1	KO	10	ARG	2.4
1	NJ	48	THR	2.4
1	AU	47	GLY	2.4
1	DW	60	LEU	2.4
1	JF	69	ARG	2.4
1	CC	130	GLU	2.4
1	IZ	130	GLU	2.4
1	LN	42	ARG	2.4
1	NK	69	ARG	2.4
1	KX	84	GLY	2.4
1	MR	70	ALA	2.4
1	CO	84	GLY	2.4
1	AW	130	GLU	2.4
1	NR	78	GLU	2.4
1	BN	75	ILE	2.4
1	EF	43	LYS	2.4
1	CT	1	SER	2.4

Continued on next page...

Continued from previous page...

Mol	Chain	Res	Type	RSRZ
1	FS	42	ARG	2.4
1	GB	126	LEU	2.4
1	GC	69	ARG	2.4
1	FG	43	LYS	2.4
1	KH	115	GLY	2.4
1	MZ	44	GLY	2.4
1	IQ	48	THR	2.4
1	JA	42	ARG	2.4
1	JW	49	VAL	2.4
1	DK	80	SER	2.4
1	JC	129	THR	2.4
1	HS	84	GLY	2.3
1	NL	43	LYS	2.3
1	HL	123	ILE	2.3
1	HJ	69	ARG	2.3
1	HR	1	SER	2.3
1	LK	116	TYR	2.3
1	LG	42	ARG	2.3
1	LJ	43	LYS	2.3
1	HY	69	ARG	2.3
1	ME	1	SER	2.3
1	EO	61	LEU	2.3
1	GB	2	LYS	2.3
1	MV	69	ARG	2.3
1	LS	130	GLU	2.3
1	AS	129	THR	2.3
1	BS	48	THR	2.3
1	KS	70	ALA	2.3
1	LD	43	LYS	2.3
1	EV	73	ILE	2.3
1	JO	130	GLU	2.3
1	KY	130	GLU	2.3
1	NP	78	GLU	2.3
1	FS	43	LYS	2.3
1	IV	81	PHE	2.3
1	AM	69	ARG	2.3
1	KH	73	ILE	2.3
1	BI	43	LYS	2.3
1	MZ	130	GLU	2.3
1	BO	43	LYS	2.3
1	FC	69	ARG	2.3
1	CF	73	ILE	2.3

Continued on next page...

Continued from previous page...

Mol	Chain	Res	Type	RSRZ
1	JD	129	THR	2.3
1	LD	130	GLU	2.3
1	CJ	44	GLY	2.3
1	KB	44	GLY	2.3
1	IW	69	ARG	2.3
1	HN	73	ILE	2.3
1	JO	43	LYS	2.3
1	JP	73	ILE	2.3
1	AC	72	PRO	2.3
1	DD	109	GLN	2.3
1	JY	127	VAL	2.3
1	EJ	130	GLU	2.3
1	CB	69	ARG	2.3
1	NJ	47	GLY	2.3
1	ME	43	LYS	2.3
1	NM	43	LYS	2.3
1	GO	49	VAL	2.3
1	BI	1	SER	2.3
1	ED	42	ARG	2.3
1	AB	43	LYS	2.3
1	IG	70	ALA	2.3
1	BF	42	ARG	2.3
1	GF	130	GLU	2.3
1	IW	130	GLU	2.3
1	JK	1	SER	2.3
1	BM	83	VAL	2.3
1	JR	83	VAL	2.3
1	GD	116	TYR	2.3
1	JK	116	TYR	2.3
1	EN	130	GLU	2.2
1	LF	82	PRO	2.2
1	LU	42	ARG	2.2
1	HC	1	SER	2.2
1	IX	1	SER	2.2
1	DY	73	ILE	2.2
1	BH	1	SER	2.2
1	CH	50	LYS	2.2
1	FR	44	GLY	2.2
1	JH	60	LEU	2.2
1	BP	100	PHE	2.2
1	EK	42	ARG	2.2
1	GM	69	ARG	2.2

Continued on next page...

Continued from previous page...

Mol	Chain	Res	Type	RSRZ
1	BA	64	GLY	2.2
1	FY	64	GLY	2.2
1	ID	84	GLY	2.2
1	JK	69	ARG	2.2
1	DH	130	GLU	2.2
1	FD	43	LYS	2.2
1	EA	49	VAL	2.2
1	IN	60	LEU	2.2
1	NA	83	VAL	2.2
1	NV	111	LEU	2.2
1	KD	115	GLY	2.2
1	BO	42	ARG	2.2
1	MH	1	SER	2.2
1	AT	45	ASN	2.2
1	EU	44	GLY	2.2
1	JG	96	GLN	2.2
1	AT	42	ARG	2.2
1	KT	69	ARG	2.2
1	GL	43	LYS	2.2
1	GT	1	SER	2.2
1	JX	1	SER	2.2
1	LV	43	LYS	2.2
1	CJ	48	THR	2.2
1	DT	69	ARG	2.2
1	MA	70	ALA	2.2
1	AC	1	SER	2.2
1	DM	115	GLY	2.2
1	CT	60	LEU	2.2
1	FG	1	SER	2.2
1	GB	43	LYS	2.2
1	IS	43	LYS	2.2
1	KO	66	ALA	2.2
1	DL	96	GLN	2.2
1	DT	109	GLN	2.2
1	IZ	129	THR	2.2
1	AJ	43	LYS	2.2
1	AN	42	ARG	2.2
1	CA	43	LYS	2.2
1	DP	1	SER	2.2
1	HI	97	MET	2.2
1	NR	42	ARG	2.2
1	EZ	69	ARG	2.2

Continued on next page...

Continued from previous page...

Mol	Chain	Res	Type	RSRZ
1	II	43	LYS	2.2
1	AU	43	LYS	2.2
1	BN	73	ILE	2.2
1	DJ	44	GLY	2.2
1	EV	56	ARG	2.2
1	NG	83	VAL	2.2
1	LY	43	LYS	2.2
1	NN	69	ARG	2.2
1	EF	81	PHE	2.2
1	NQ	44	GLY	2.2
1	FR	1	SER	2.2
1	NG	1	SER	2.2
1	FO	126	LEU	2.2
1	IW	43	LYS	2.2
1	GR	47	GLY	2.2
1	HX	1	SER	2.2
1	KB	1	SER	2.2
1	BY	43	LYS	2.2
1	EM	74	VAL	2.2
1	FO	127	VAL	2.2
1	KP	69	ARG	2.2
1	MQ	69	ARG	2.2
1	BQ	44	GLY	2.2
1	BA	80	SER	2.2
1	GX	116	TYR	2.2
1	NQ	81	PHE	2.2
1	ND	43	LYS	2.1
1	AE	65	THR	2.1
1	IK	70	ALA	2.1
1	IM	69	ARG	2.1
1	JD	83	VAL	2.1
1	LI	60	LEU	2.1
1	NF	130	GLU	2.1
1	AM	95	LYS	2.1
1	DC	43	LYS	2.1
1	FZ	43	LYS	2.1
1	AP	113	TYR	2.1
1	JC	125	ASP	2.1
1	KQ	85	THR	2.1
1	EX	43	LYS	2.1
1	GU	73	ILE	2.1
1	GP	44	GLY	2.1

Continued on next page...

Continued from previous page...

Mol	Chain	Res	Type	RSRZ
1	LI	129	THR	2.1
1	KU	60	LEU	2.1
1	BJ	47	GLY	2.1
1	DM	44	GLY	2.1
1	EK	44	GLY	2.1
1	GR	115	GLY	2.1
1	AP	129	THR	2.1
1	CR	96	GLN	2.1
1	DK	112	ALA	2.1
1	DP	129	THR	2.1
1	JE	42	ARG	2.1
1	KJ	49	VAL	2.1
1	CX	116	TYR	2.1
1	DQ	34	ILE	2.1
1	EP	72	PRO	2.1
1	KV	41	PRO	2.1
1	LZ	81	PHE	2.1
1	HE	44	GLY	2.1
1	JT	130	GLU	2.1
1	KX	43	LYS	2.1
1	CE	49	VAL	2.1
1	DU	117	VAL	2.1
1	JV	127	VAL	2.1
1	DT	45	ASN	2.1
1	FQ	6	ILE	2.1
1	GF	75	ILE	2.1
1	LQ	73	ILE	2.1
1	MX	69	ARG	2.1
1	DQ	48	THR	2.1
1	HY	1	SER	2.1
1	BR	44	GLY	2.1
1	FN	69	ARG	2.1
1	KB	5	ALA	2.1
1	MC	60	LEU	2.1
1	LK	43	LYS	2.1
1	EL	69	ARG	2.1
1	BZ	126	LEU	2.1
1	CY	126	LEU	2.1
1	DO	83	VAL	2.1
1	MY	126	LEU	2.1
1	AQ	42	ARG	2.1
1	CJ	1	SER	2.1

Continued on next page...

Continued from previous page...

Mol	Chain	Res	Type	RSRZ
1	CI	49	VAL	2.1
1	CR	85	THR	2.1
1	FR	129	THR	2.1
1	JQ	115	GLY	2.1
1	FR	128	ILE	2.1
1	NQ	73	ILE	2.1
1	JC	115	GLY	2.1
1	KQ	83	VAL	2.1
1	LG	115	GLY	2.1
1	NV	83	VAL	2.1
1	BZ	129	THR	2.1
1	JK	48	THR	2.1
1	AS	116	TYR	2.1
1	KG	69	ARG	2.1
1	BN	127	VAL	2.1
1	CO	83	VAL	2.1
1	MD	127	VAL	2.1
1	ID	2	LYS	2.1
1	NA	66	ALA	2.1
1	AL	69	ARG	2.1
1	CJ	42	ARG	2.1
1	JO	69	ARG	2.1
1	KN	42	ARG	2.1
1	BU	1	SER	2.0
1	CG	95	LYS	2.0
1	DD	1	SER	2.0
1	FJ	1	SER	2.0
1	HR	115	GLY	2.1
1	NA	47	GLY	2.1
1	DI	69	ARG	2.0
1	HF	69	ARG	2.0
1	KZ	116	TYR	2.0
1	NP	69	ARG	2.0
1	DP	117	VAL	2.0
1	AE	64	GLY	2.0
1	JG	43	LYS	2.0
1	MX	43	LYS	2.0
1	NR	130	GLU	2.0
1	HC	66	ALA	2.0
1	IC	82	PRO	2.0
1	JC	69	ARG	2.0
1	LP	42	ARG	2.0

Continued on next page...

Continued from previous page...

Mol	Chain	Res	Type	RSRZ
1	DG	43	LYS	2.0
1	JP	5	ALA	2.0
1	MC	69	ARG	2.0
1	CY	102	ILE	2.0
1	FA	10	ARG	2.0
1	JS	42	ARG	2.0
1	JV	128	ILE	2.0
1	LJ	70	ALA	2.0
1	BZ	114	SER	2.0
1	ET	1	SER	2.0
1	JB	1	SER	2.0
1	LY	113	TYR	2.0
1	MI	1	SER	2.0
1	EV	43	LYS	2.0
1	BA	115	GLY	2.0
1	HW	129	THR	2.0
1	KS	130	GLU	2.0
1	LT	47	GLY	2.0
1	GQ	69	ARG	2.0
1	BM	43	LYS	2.0
1	CD	1	SER	2.0
1	EE	43	LYS	2.0
1	HU	1	SER	2.0
1	IB	50	LYS	2.0
1	KV	1	SER	2.0
1	NF	1	SER	2.0
1	NI	43	LYS	2.0
1	NG	47	GLY	2.0
1	DJ	69	ARG	2.0
1	JV	42	ARG	2.0
1	MH	70	ALA	2.0
1	BN	74	VAL	2.0
1	KS	60	LEU	2.0
1	HD	47	GLY	2.0
1	AP	73	ILE	2.0
1	ET	81	PHE	2.0
1	KR	72	PRO	2.0
1	AK	1	SER	2.0
1	AZ	42	ARG	2.0
1	DJ	42	ARG	2.0
1	FN	104	GLU	2.0

6.2 Non-standard residues in protein, DNA, RNA chains [i](#)

There are no non-standard protein/DNA/RNA residues in this entry.

6.3 Carbohydrates [i](#)

There are no monosaccharides in this entry.

6.4 Ligands [i](#)

In the following table, the Atoms column lists the number of modelled atoms in the group and the number defined in the chemical component dictionary. The B-factors column lists the minimum, median, 95th percentile and maximum values of B factors of atoms in the group. The column labelled 'Q< 0.9' lists the number of atoms with occupancy less than 0.9.

Mol	Type	Chain	Res	Atoms	RSCC	RSR	B-factors(\AA^2)	Q<0.9
2	CA	NU	201	1/1	0.87	0.33	148,148,148,148	0
2	CA	AJ	201	1/1	0.89	0.36	148,148,148,148	0
2	CA	MN	201	1/1	0.91	0.34	148,148,148,148	0
2	CA	CM	201	1/1	0.91	0.36	148,148,148,148	0
2	CA	FM	201	1/1	0.92	0.25	148,148,148,148	0
2	CA	EI	201	1/1	0.92	0.27	148,148,148,148	0
2	CA	FY	201	1/1	0.93	0.28	148,148,148,148	0
2	CA	DT	201	1/1	0.93	0.32	148,148,148,148	0
2	CA	NL	201	1/1	0.93	0.40	148,148,148,148	0
2	CA	DH	201	1/1	0.93	0.29	148,148,148,148	0
2	CA	JT	201	1/1	0.93	0.65	148,148,148,148	0
2	CA	GZ	201	1/1	0.93	0.50	148,148,148,148	0
2	CA	NO	201	1/1	0.94	0.34	148,148,148,148	0
2	CA	FJ	201	1/1	0.94	0.36	148,148,148,148	0
2	CA	IS	201	1/1	0.94	0.46	148,148,148,148	0
2	CA	CD	201	1/1	0.94	0.34	148,148,148,148	0
2	CA	JQ	201	1/1	0.95	0.32	148,148,148,148	0
2	CA	JZ	201	1/1	0.95	0.42	148,148,148,148	0
2	CA	CO	201	1/1	0.95	0.41	148,148,148,148	0
2	CA	KR	201	1/1	0.95	0.26	148,148,148,148	0
2	CA	DZ	201	1/1	0.95	0.34	148,148,148,148	0
2	CA	AZ	201	1/1	0.95	0.36	148,148,148,148	0
2	CA	FG	201	1/1	0.95	0.29	148,148,148,148	0
2	CA	FA	201	1/1	0.95	0.36	148,148,148,148	0
2	CA	LJ	201	1/1	0.95	0.35	148,148,148,148	0
2	CA	LM	201	1/1	0.95	0.29	148,148,148,148	0
2	CA	DE	201	1/1	0.95	0.47	148,148,148,148	0

Continued on next page...

Continued from previous page...

Mol	Type	Chain	Res	Atoms	RSCC	RSR	B-factors(Å ²)	Q<0.9
2	CA	AQ	201	1/1	0.95	0.38	148,148,148,148	0
2	CA	LS	201	1/1	0.96	0.28	148,148,148,148	0
2	CA	HC	201	1/1	0.96	0.51	148,148,148,148	0
2	CA	IJ	201	1/1	0.96	0.37	148,148,148,148	0
2	CA	EC	201	1/1	0.96	0.26	148,148,148,148	0
2	CA	KL	201	1/1	0.96	0.41	148,148,148,148	0
2	CA	EU	201	1/1	0.96	0.43	148,148,148,148	0
2	CA	LV	201	1/1	0.96	0.34	148,148,148,148	0
2	CA	JN	201	1/1	0.96	0.37	148,148,148,148	0
2	CA	EF	201	1/1	0.96	0.36	148,148,148,148	0
2	CA	HO	201	1/1	0.96	0.32	148,148,148,148	0
2	CA	JH	201	1/1	0.96	0.34	148,148,148,148	0
2	CA	NR	201	1/1	0.97	0.42	148,148,148,148	0
2	CA	CV	201	1/1	0.97	0.34	148,148,148,148	0
2	CA	EX	201	1/1	0.97	0.32	148,148,148,148	0
2	CA	BF	201	1/1	0.97	0.33	148,148,148,148	0
2	CA	BU	201	1/1	0.97	0.29	148,148,148,148	0
2	CA	NF	201	1/1	0.97	0.30	148,148,148,148	0
2	CA	AH	201	1/1	0.97	0.37	148,148,148,148	0
2	CA	KF	201	1/1	0.97	0.28	148,148,148,148	0
2	CA	AT	201	1/1	0.97	0.29	148,148,148,148	0
2	CA	MK	201	1/1	0.97	0.29	148,148,148,148	0
2	CA	GK	201	1/1	0.97	0.33	148,148,148,148	0
2	CA	FV	201	1/1	0.97	0.21	148,148,148,148	0
2	CA	DQ	201	1/1	0.97	0.32	148,148,148,148	0
2	CA	ID	201	1/1	0.97	0.36	148,148,148,148	0
2	CA	BX	201	1/1	0.97	0.37	148,148,148,148	0
2	CA	BL	201	1/1	0.97	0.27	148,148,148,148	0
2	CA	EO	201	1/1	0.97	0.37	148,148,148,148	0
2	CA	EB	201	1/1	0.97	0.26	148,148,148,148	0
2	CA	LG	201	1/1	0.97	0.33	148,148,148,148	0
2	CA	DW	201	1/1	0.97	0.34	148,148,148,148	0
2	CA	MW	201	1/1	0.97	0.40	148,148,148,148	0
2	CA	MZ	201	1/1	0.97	0.25	148,148,148,148	0
2	CA	IY	201	1/1	0.98	0.25	148,148,148,148	0
2	CA	GQ	201	1/1	0.98	0.41	148,148,148,148	0
2	CA	AN	201	1/1	0.98	0.34	148,148,148,148	0
2	CA	IG	201	1/1	0.98	0.32	148,148,148,148	0
2	CA	KX	201	1/1	0.98	0.34	148,148,148,148	0
2	CA	MT	201	1/1	0.98	0.32	148,148,148,148	0
2	CA	BC	201	1/1	0.98	0.28	148,148,148,148	0
2	CA	BB	201	1/1	0.98	0.60	148,148,148,148	0

Continued on next page...

Continued from previous page...

Mol	Type	Chain	Res	Atoms	RSCC	RSR	B-factors(\AA^2)	Q<0.9
2	CA	ER	201	1/1	0.98	0.36	148,148,148,148	0
2	CA	KO	201	1/1	0.98	0.17	148,148,148,148	0
2	CA	GS	201	1/1	0.98	0.42	148,148,148,148	0
2	CA	BI	201	1/1	0.98	0.33	148,148,148,148	0
2	CA	ME	201	1/1	0.98	0.43	148,148,148,148	0
2	CA	HU	201	1/1	0.98	0.46	148,148,148,148	0
2	CA	CS	201	1/1	0.98	0.39	148,148,148,148	0
2	CA	GB	201	1/1	0.98	0.35	148,148,148,148	0
2	CA	KU	201	1/1	0.98	0.33	148,148,148,148	0
2	CA	IA	201	1/1	0.98	0.19	148,148,148,148	0
2	CA	LP	201	1/1	0.98	0.26	148,148,148,148	0
2	CA	LD	201	1/1	0.98	0.32	148,148,148,148	0
2	CA	AB	201	1/1	0.98	0.36	148,148,148,148	0
2	CA	CP	201	1/1	0.98	0.39	148,148,148,148	0
2	CA	GH	201	1/1	0.98	0.34	148,148,148,148	0
2	CA	GE	201	1/1	0.98	0.33	148,148,148,148	0
2	CA	HR	201	1/1	0.98	0.37	148,148,148,148	0
2	CA	MQ	201	1/1	0.98	0.21	148,148,148,148	0
2	CA	BO	201	1/1	0.98	0.35	148,148,148,148	0
2	CA	IM	201	1/1	0.98	0.34	148,148,148,148	0
2	CA	MH	201	1/1	0.98	0.39	148,148,148,148	0
2	CA	HF	201	1/1	0.98	0.35	148,148,148,148	0
2	CA	NC	201	1/1	0.98	0.27	148,148,148,148	0
2	CA	JE	201	1/1	0.98	0.31	148,148,148,148	0
2	CA	JB	201	1/1	0.99	0.42	148,148,148,148	0
2	CA	AK	201	1/1	0.99	0.33	148,148,148,148	0
2	CA	JD	201	1/1	0.99	0.37	148,148,148,148	0
2	CA	GN	201	1/1	0.99	0.40	148,148,148,148	0
2	CA	LA	201	1/1	0.99	0.27	148,148,148,148	0
2	CA	CY	201	1/1	0.99	0.25	148,148,148,148	0
2	CA	HI	201	1/1	0.99	0.23	148,148,148,148	0
2	CA	GW	201	1/1	0.99	0.31	148,148,148,148	0
2	CA	KC	201	1/1	0.99	0.24	148,148,148,148	0
2	CA	CA	201	1/1	0.99	0.24	148,148,148,148	0
2	CA	JW	201	1/1	0.99	0.20	148,148,148,148	0
2	CA	FS	201	1/1	0.99	0.31	148,148,148,148	0
2	CA	IV	201	1/1	0.99	0.23	148,148,148,148	0
2	CA	AW	201	1/1	0.99	0.42	148,148,148,148	0
2	CA	HL	201	1/1	0.99	0.32	148,148,148,148	0
2	CA	KI	201	1/1	0.99	0.24	148,148,148,148	0
2	CA	MB	201	1/1	0.99	0.34	148,148,148,148	0
2	CA	EL	201	1/1	0.99	0.47	148,148,148,148	0

Continued on next page...

Continued from previous page...

Mol	Type	Chain	Res	Atoms	RSCC	RSR	B-factors(Å²)	Q<0.9
2	CA	HX	201	1/1	0.99	0.32	148,148,148,148	0
2	CA	GT	201	1/1	0.99	0.42	148,148,148,148	0
2	CA	LY	201	1/1	0.99	0.37	148,148,148,148	0
2	CA	CG	201	1/1	0.99	0.31	148,148,148,148	0
2	CA	NI	201	1/1	0.99	0.33	148,148,148,148	0
2	CA	FD	201	1/1	0.99	0.35	148,148,148,148	0
2	CA	KZ	201	1/1	0.99	0.33	148,148,148,148	0
2	CA	CJ	201	1/1	1.00	0.41	148,148,148,148	0
2	CA	DB	201	1/1	1.00	0.33	148,148,148,148	0

6.5 Other polymers [i](#)

There are no such residues in this entry.