



Full wwPDB X-ray Structure Validation Report ⓘ

Jan 23, 2021 – 04:26 PM EST

PDB ID : 1YFY
Title : Crystal Structure of L-fuconate Dehydratase from *Xanthomonas campestris* pv. *campestris* str. ATCC 33913
Authors : Fedorov, A.A.; Fedorov, E.V.; Yew, W.S.; Gerlt, J.A.; Almo, S.C.; Burley, S.K.; New York SGX Research Center for Structural Genomics (NYSGXRC)
Deposited on : 2004-12-28
Resolution : 2.34 Å(reported)

This is a Full wwPDB X-ray Structure Validation Report for a publicly released PDB entry.

We welcome your comments at validation@mail.wwpdb.org

A user guide is available at

<https://www.wwpdb.org/validation/2017/XrayValidationReportHelp>

with specific help available everywhere you see the ⓘ symbol.

The following versions of software and data (see [references ⓘ](#)) were used in the production of this report:

MolProbity : 4.02b-467
Mogul : 1.8.5 (274361), CSD as541be (2020)
Xtriage (Phenix) : 1.13
EDS : 2.16
Percentile statistics : 20191225.v01 (using entries in the PDB archive December 25th 2019)
Refmac : 5.8.0158
CCP4 : 7.0.044 (Gargrove)
Ideal geometry (proteins) : Engh & Huber (2001)
Ideal geometry (DNA, RNA) : Parkinson et al. (1996)
Validation Pipeline (wwPDB-VP) : 2.16

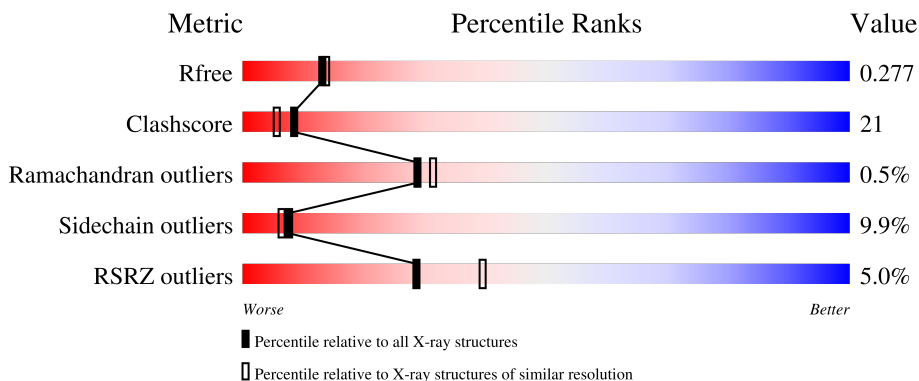
1 Overall quality at a glance

The following experimental techniques were used to determine the structure:

X-RAY DIFFRACTION

The reported resolution of this entry is 2.34 Å.

Percentile scores (ranging between 0-100) for global validation metrics of the entry are shown in the following graphic. The table shows the number of entries on which the scores are based.



Metric	Whole archive (#Entries)	Similar resolution (#Entries, resolution range(Å))
R_{free}	130704	2096 (2.36-2.32)
Clashscore	141614	2193 (2.36-2.32)
Ramachandran outliers	138981	2159 (2.36-2.32)
Sidechain outliers	138945	2160 (2.36-2.32)
RSRZ outliers	127900	2067 (2.36-2.32)

The table below summarises the geometric issues observed across the polymeric chains and their fit to the electron density. The red, orange, yellow and green segments of the lower bar indicate the fraction of residues that contain outliers for ≥ 3 , 2, 1 and 0 types of geometric quality criteria respectively. A grey segment represents the fraction of residues that are not modelled. The numeric value for each fraction is indicated below the corresponding segment, with a dot representing fractions $\leq 5\%$. The upper red bar (where present) indicates the fraction of residues that have poor fit to the electron density. The numeric value is given above the bar.

Mol	Chain	Length	Quality of chain
1	A	444	 5% 60% 31% . .
1	B	444	 4% 62% 30% 5% .
1	C	444	 4% 61% 33% . .
1	D	444	 6% 65% 28% . .

The following table lists non-polymeric compounds, carbohydrate monomers and non-standard

residues in protein, DNA, RNA chains that are outliers for geometric or electron-density-fit criteria:

Mol	Type	Chain	Res	Chirality	Geometry	Clashes	Electron density
2	MG	B	6002	-	-	-	X
2	MG	D	6004	-	-	-	X

2 Entry composition i

There are 3 unique types of molecules in this entry. The entry contains 13524 atoms, of which 0 are hydrogens and 0 are deuteriums.

In the tables below, the ZeroOcc column contains the number of atoms modelled with zero occupancy, the AltConf column contains the number of residues with at least one atom in alternate conformation and the Trace column contains the number of residues modelled with at most 2 atoms.

- Molecule 1 is a protein called L-fuconate dehydratase.

Mol	Chain	Residues	Atoms						ZeroOcc	AltConf	Trace
			Total	C	N	O	S	Se			
1	A	425	3286	2083	587	605	2	9	0	0	0
1	B	432	3334	2112	594	617	2	9	0	0	0
1	C	435	3355	2125	597	622	2	9	0	0	0
1	D	433	3340	2116	595	618	2	9	0	0	0

There are 48 discrepancies between the modelled and reference sequences:

Chain	Residue	Modelled	Actual	Comment	Reference
A	-2	GLY	-	cloning artifact	UNP Q8P3K2
A	-1	SER	-	cloning artifact	UNP Q8P3K2
A	0	HIS	-	cloning artifact	UNP Q8P3K2
A	1	MSE	MET	modified residue	UNP Q8P3K2
A	26	MSE	MET	modified residue	UNP Q8P3K2
A	109	MSE	MET	modified residue	UNP Q8P3K2
A	111	MSE	MET	modified residue	UNP Q8P3K2
A	245	MSE	MET	modified residue	UNP Q8P3K2
A	262	MSE	MET	modified residue	UNP Q8P3K2
A	366	MSE	MET	modified residue	UNP Q8P3K2
A	376	MSE	MET	modified residue	UNP Q8P3K2
A	414	MSE	MET	modified residue	UNP Q8P3K2
B	-2	GLY	-	cloning artifact	UNP Q8P3K2
B	-1	SER	-	cloning artifact	UNP Q8P3K2
B	0	HIS	-	cloning artifact	UNP Q8P3K2
B	1	MSE	MET	modified residue	UNP Q8P3K2
B	26	MSE	MET	modified residue	UNP Q8P3K2
B	109	MSE	MET	modified residue	UNP Q8P3K2
B	111	MSE	MET	modified residue	UNP Q8P3K2
B	245	MSE	MET	modified residue	UNP Q8P3K2
B	262	MSE	MET	modified residue	UNP Q8P3K2

Continued on next page...

Continued from previous page...

Chain	Residue	Modelled	Actual	Comment	Reference
B	366	MSE	MET	modified residue	UNP Q8P3K2
B	376	MSE	MET	modified residue	UNP Q8P3K2
B	414	MSE	MET	modified residue	UNP Q8P3K2
C	-2	GLY	-	cloning artifact	UNP Q8P3K2
C	-1	SER	-	cloning artifact	UNP Q8P3K2
C	0	HIS	-	cloning artifact	UNP Q8P3K2
C	1	MSE	MET	modified residue	UNP Q8P3K2
C	26	MSE	MET	modified residue	UNP Q8P3K2
C	109	MSE	MET	modified residue	UNP Q8P3K2
C	111	MSE	MET	modified residue	UNP Q8P3K2
C	245	MSE	MET	modified residue	UNP Q8P3K2
C	262	MSE	MET	modified residue	UNP Q8P3K2
C	366	MSE	MET	modified residue	UNP Q8P3K2
C	376	MSE	MET	modified residue	UNP Q8P3K2
C	414	MSE	MET	modified residue	UNP Q8P3K2
D	-2	GLY	-	cloning artifact	UNP Q8P3K2
D	-1	SER	-	cloning artifact	UNP Q8P3K2
D	0	HIS	-	cloning artifact	UNP Q8P3K2
D	1	MSE	MET	modified residue	UNP Q8P3K2
D	26	MSE	MET	modified residue	UNP Q8P3K2
D	109	MSE	MET	modified residue	UNP Q8P3K2
D	111	MSE	MET	modified residue	UNP Q8P3K2
D	245	MSE	MET	modified residue	UNP Q8P3K2
D	262	MSE	MET	modified residue	UNP Q8P3K2
D	366	MSE	MET	modified residue	UNP Q8P3K2
D	376	MSE	MET	modified residue	UNP Q8P3K2
D	414	MSE	MET	modified residue	UNP Q8P3K2

- Molecule 2 is MAGNESIUM ION (three-letter code: MG) (formula: Mg).

Mol	Chain	Residues	Atoms	ZeroOcc	AltConf
2	B	1	Total Mg 1 1	0	0
2	A	1	Total Mg 1 1	0	0
2	D	1	Total Mg 1 1	0	0
2	C	1	Total Mg 1 1	0	0

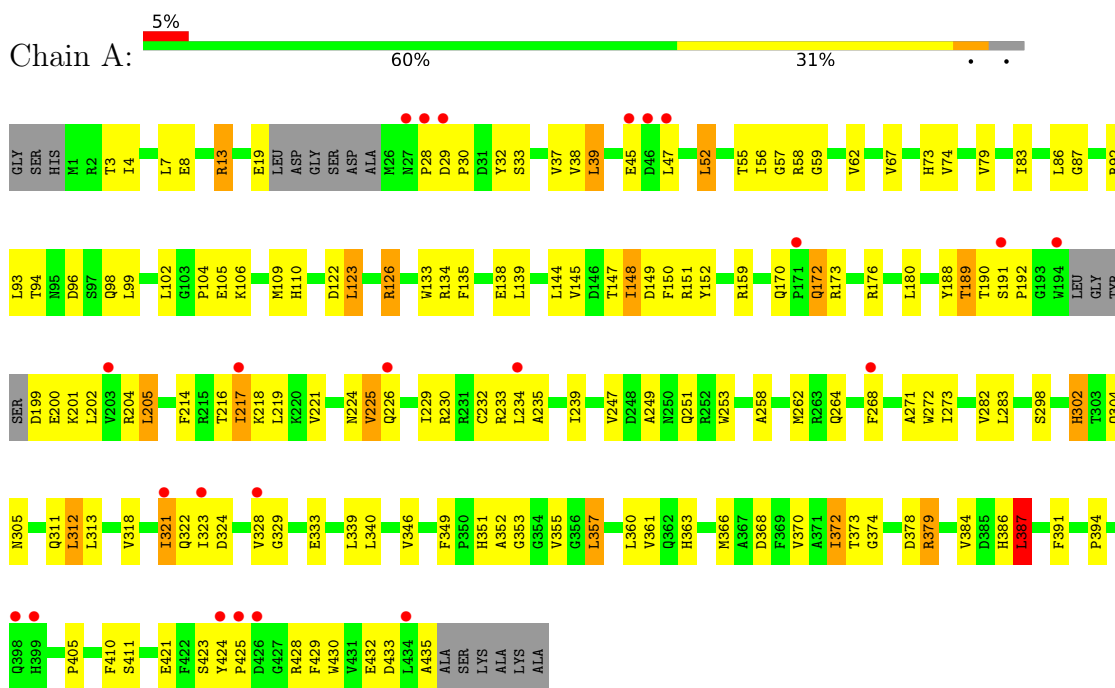
- Molecule 3 is water.

Mol	Chain	Residues	Atoms	ZeroOcc	AltConf
3	A	44	Total O 44 44	0	0
3	B	64	Total O 64 64	0	0
3	C	47	Total O 47 47	0	0
3	D	50	Total O 50 50	0	0

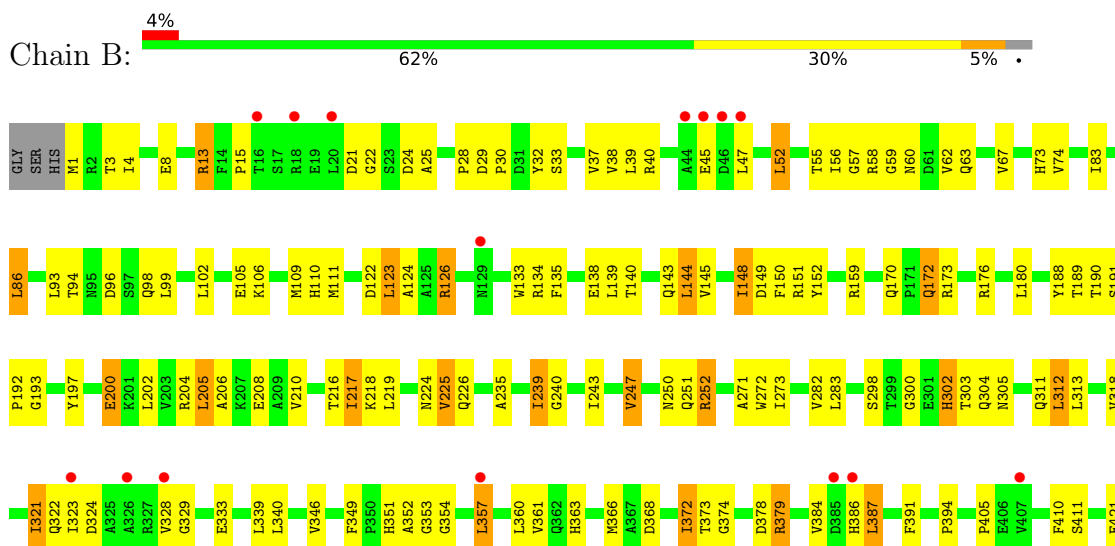
3 Residue-property plots

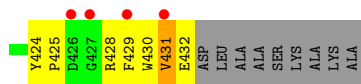
These plots are drawn for all protein, RNA, DNA and oligosaccharide chains in the entry. The first graphic for a chain summarises the proportions of the various outlier classes displayed in the second graphic. The second graphic shows the sequence view annotated by issues in geometry and electron density. Residues are color-coded according to the number of geometric quality criteria for which they contain at least one outlier: green = 0, yellow = 1, orange = 2 and red = 3 or more. A red dot above a residue indicates a poor fit to the electron density ($RSRZ > 2$). Stretches of 2 or more consecutive residues without any outlier are shown as a green connector. Residues present in the sample, but not in the model, are shown in grey.

- Molecule 1: L-fuconate dehydratase

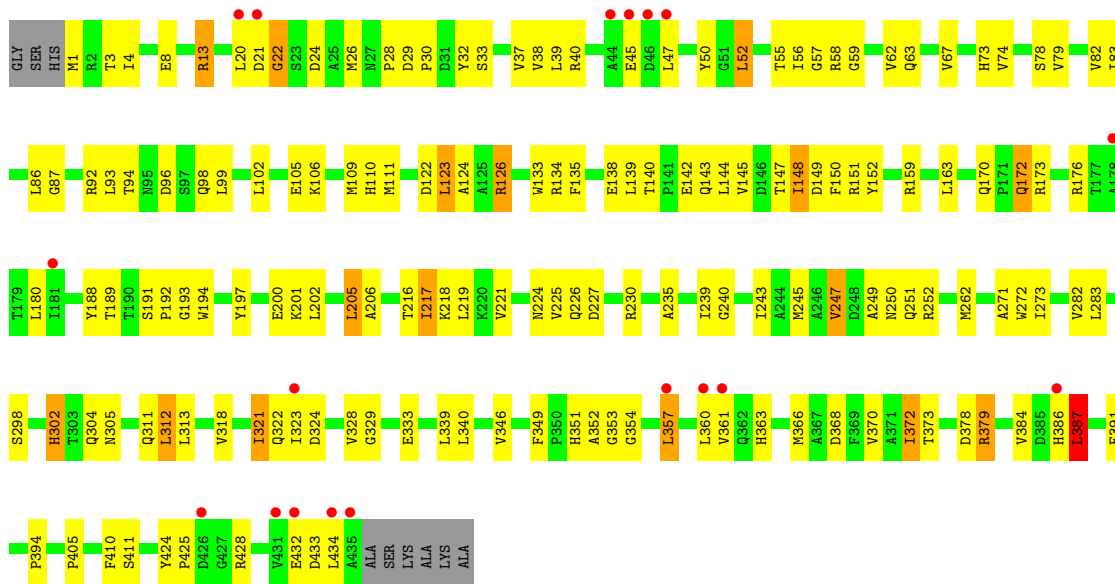


- Molecule 1: L-fuconate dehydratase

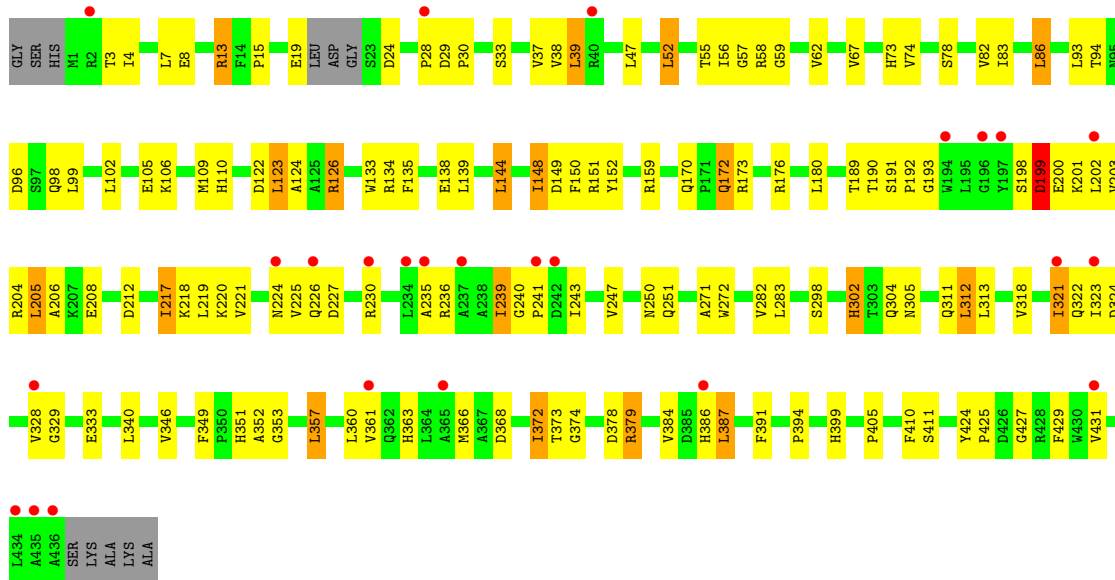




• Molecule 1: L-fuconate dehydratase



• Molecule 1: L-fuconate dehydratase



4 Data and refinement statistics i

Property	Value	Source
Space group	P 32 2 1	Depositor
Cell constants a, b, c, α , β , γ	130.53Å 130.53Å 193.75Å 90.00° 90.00° 120.00°	Depositor
Resolution (Å)	25.00 – 2.34 29.83 – 2.34	Depositor EDS
% Data completeness (in resolution range)	96.8 (25.00-2.34) 96.8 (29.83-2.34)	Depositor EDS
R_{merge}	(Not available)	Depositor
R_{sym}	(Not available)	Depositor
$\langle I/\sigma(I) \rangle$ ¹	7.23 (at 2.34Å)	Xtrriage
Refinement program	CNS 1.0	Depositor
R, R_{free}	0.247 , 0.272 0.251 , 0.277	Depositor DCC
R_{free} test set	4082 reflections (5.04%)	wwPDB-VP
Wilson B-factor (Å ²)	33.1	Xtrriage
Anisotropy	0.237	Xtrriage
Bulk solvent k_{sol} (e/Å ³), B_{sol} (Å ²)	0.32 , 34.8	EDS
L-test for twinning ²	$\langle L \rangle = 0.49$, $\langle L^2 \rangle = 0.32$	Xtrriage
Estimated twinning fraction	0.023 for -h,-k,l	Xtrriage
F_o, F_c correlation	0.91	EDS
Total number of atoms	13524	wwPDB-VP
Average B, all atoms (Å ²)	36.0	wwPDB-VP

Xtrriage's analysis on translational NCS is as follows: *The largest off-origin peak in the Patterson function is 2.29% of the height of the origin peak. No significant pseudotranslation is detected.*

¹Intensities estimated from amplitudes.

²Theoretical values of $\langle |L| \rangle$, $\langle L^2 \rangle$ for acentric reflections are 0.5, 0.333 respectively for untwinned datasets, and 0.375, 0.2 for perfectly twinned datasets.

5 Model quality [i](#)

5.1 Standard geometry [i](#)

Bond lengths and bond angles in the following residue types are not validated in this section: MG

The Z score for a bond length (or angle) is the number of standard deviations the observed value is removed from the expected value. A bond length (or angle) with $|Z| > 5$ is considered an outlier worth inspection. RMSZ is the root-mean-square of all Z scores of the bond lengths (or angles).

Mol	Chain	Bond lengths		Bond angles	
		RMSZ	# Z >5	RMSZ	# Z >5
1	A	0.36	0/3349	0.64	0/4547
1	B	0.38	0/3399	0.66	1/4616 (0.0%)
1	C	0.35	0/3420	0.64	0/4645
1	D	0.36	0/3404	0.64	0/4622
All	All	0.36	0/13572	0.64	1/18430 (0.0%)

There are no bond length outliers.

All (1) bond angle outliers are listed below:

Mol	Chain	Res	Type	Atoms	Z	Observed(°)	Ideal(°)
1	B	252	ARG	N-CA-C	5.06	124.67	111.00

There are no chirality outliers.

There are no planarity outliers.

5.2 Too-close contacts [i](#)

In the following table, the Non-H and H(model) columns list the number of non-hydrogen atoms and hydrogen atoms in the chain respectively. The H(added) column lists the number of hydrogen atoms added and optimized by MolProbity. The Clashes column lists the number of clashes within the asymmetric unit, whereas Symm-Clashes lists symmetry-related clashes.

Mol	Chain	Non-H	H(model)	H(added)	Clashes	Symm-Clashes
1	A	3286	0	3255	173	0
1	B	3334	0	3297	142	0
1	C	3355	0	3317	154	0
1	D	3340	0	3303	146	0
2	A	1	0	0	0	0
2	B	1	0	0	0	0

Continued on next page...

Continued from previous page...

Mol	Chain	Non-H	H(model)	H(added)	Clashes	Symm-Clashes
2	C	1	0	0	0	0
2	D	1	0	0	0	0
3	A	44	0	0	4	0
3	B	64	0	0	3	0
3	C	47	0	0	0	0
3	D	50	0	0	7	0
All	All	13524	0	13172	551	0

The all-atom clashscore is defined as the number of clashes found per 1000 atoms (including hydrogen atoms). The all-atom clashscore for this structure is 21.

All (551) close contacts within the same asymmetric unit are listed below, sorted by their clash magnitude.

Atom-1	Atom-2	Interatomic distance (Å)	Clash overlap (Å)
1:C:239:ILE:HG23	1:C:243:ILE:HB	1.30	1.14
1:A:170:GLN:HA	1:A:173:ARG:HD3	1.40	1.02
1:D:170:GLN:HA	1:D:173:ARG:HD3	1.41	1.02
1:C:170:GLN:HA	1:C:173:ARG:HD3	1.41	1.02
1:B:170:GLN:HA	1:B:173:ARG:HD3	1.40	0.99
1:D:102:LEU:HD23	1:D:109:MSE:HE3	1.51	0.92
1:D:239:ILE:HG23	1:D:243:ILE:HB	1.51	0.92
1:B:102:LEU:HD23	1:B:109:MSE:HE3	1.51	0.91
1:C:102:LEU:HD23	1:C:109:MSE:HE3	1.52	0.90
1:A:122:ASP:O	1:A:126:ARG:HG2	1.71	0.90
1:C:109:MSE:HE1	1:D:62:VAL:HG21	1.53	0.90
1:C:235:ALA:CB	1:C:245:MSE:HE1	2.01	0.90
1:A:102:LEU:HD23	1:A:109:MSE:HE3	1.53	0.89
1:B:239:ILE:HG23	1:B:243:ILE:HB	1.53	0.89
1:C:122:ASP:O	1:C:126:ARG:HG2	1.73	0.89
1:D:122:ASP:O	1:D:126:ARG:HG2	1.73	0.87
1:B:122:ASP:O	1:B:126:ARG:HG2	1.75	0.87
1:C:235:ALA:HB1	1:C:245:MSE:HE1	1.55	0.86
1:C:239:ILE:CG2	1:C:243:ILE:HB	2.05	0.85
1:A:62:VAL:HG21	1:B:109:MSE:HE1	1.58	0.85
1:C:98:GLN:HG2	1:D:56:ILE:HG23	1.59	0.84
1:A:200:GLU:HG2	1:C:142:GLU:HB3	1.59	0.84
1:B:21:ASP:HB2	1:B:197:TYR:OH	1.79	0.83
1:A:56:ILE:HG23	1:B:98:GLN:HG2	1.57	0.83
1:C:386:HIS:HB3	1:C:387:LEU:HD22	1.61	0.82
1:A:109:MSE:HE1	1:B:62:VAL:HG21	1.60	0.82
1:C:109:MSE:CE	1:D:62:VAL:HG21	2.10	0.82

Continued on next page...

Continued from previous page...

Atom-1	Atom-2	Interatomic distance (Å)	Clash overlap (Å)
1:C:62:VAL:HG21	1:D:109:MSE:HE1	1.63	0.81
1:A:386:HIS:HB3	1:A:387:LEU:HD22	1.63	0.81
1:B:151:ARG:HD3	1:B:152:TYR:CE2	2.15	0.81
1:C:206:ALA:HB1	1:C:239:ILE:CD1	2.11	0.80
1:C:151:ARG:HD3	1:C:152:TYR:CE2	2.17	0.79
1:D:151:ARG:HD3	1:D:152:TYR:CE2	2.17	0.79
1:D:386:HIS:HB3	1:D:387:LEU:HD22	1.64	0.79
1:B:328:VAL:HG22	1:B:329:GLY:H	1.48	0.79
1:B:386:HIS:HB3	1:B:387:LEU:HD22	1.62	0.79
1:A:151:ARG:HD3	1:A:152:TYR:CE2	2.18	0.79
1:C:56:ILE:HG23	1:D:98:GLN:HG2	1.63	0.79
1:D:328:VAL:HG22	1:D:329:GLY:H	1.49	0.78
1:D:192:PRO:HB3	1:D:205:LEU:HB3	1.65	0.78
1:A:109:MSE:CE	1:B:62:VAL:HG21	2.15	0.77
1:A:37:VAL:HG22	1:A:67:VAL:HG11	1.67	0.77
1:B:37:VAL:HG22	1:B:67:VAL:HG11	1.67	0.76
1:C:62:VAL:HG21	1:D:109:MSE:CE	2.16	0.76
1:D:37:VAL:HG22	1:D:67:VAL:HG11	1.67	0.76
1:B:428:ARG:O	1:B:431:VAL:HG12	1.87	0.75
1:C:328:VAL:HG22	1:C:329:GLY:H	1.51	0.74
1:A:328:VAL:HG22	1:A:329:GLY:H	1.52	0.74
1:C:37:VAL:HG22	1:C:67:VAL:HG11	1.69	0.74
1:A:200:GLU:CG	1:C:142:GLU:HB3	2.18	0.73
1:A:282:VAL:HG22	1:A:312:LEU:HD13	1.70	0.73
1:A:98:GLN:HG2	1:B:56:ILE:HG23	1.68	0.73
1:C:52:LEU:HD21	1:C:360:LEU:HD11	1.68	0.73
1:A:201:LYS:HA	1:A:204:ARG:NH1	2.04	0.72
1:C:133:TRP:H	1:C:363:HIS:HD2	1.38	0.71
1:A:233:ARG:HB2	1:A:268:PHE:CE2	2.26	0.70
1:B:282:VAL:HG22	1:B:312:LEU:HD13	1.74	0.70
1:A:201:LYS:HG2	1:A:205:LEU:HD22	1.71	0.70
1:A:62:VAL:HG21	1:B:109:MSE:CE	2.20	0.70
1:D:282:VAL:HG22	1:D:312:LEU:HD13	1.74	0.70
1:C:282:VAL:HG22	1:C:312:LEU:HD13	1.73	0.69
1:B:239:ILE:CG2	1:B:243:ILE:HB	2.22	0.69
1:C:55:THR:HG22	1:C:56:ILE:N	2.07	0.69
1:D:83:ILE:HG13	1:D:124:ALA:HA	1.73	0.69
1:A:282:VAL:H	1:B:311:GLN:HE22	1.41	0.69
1:C:83:ILE:HD12	1:C:124:ALA:HA	1.73	0.69
1:C:52:LEU:CD2	1:C:360:LEU:HD11	2.23	0.68
1:D:198:SER:OG	1:D:200:GLU:HG3	1.94	0.68

Continued on next page...

Continued from previous page...

Atom-1	Atom-2	Interatomic distance (Å)	Clash overlap (Å)
1:A:201:LYS:HA	1:A:204:ARG:HH12	1.56	0.67
1:D:172:GLN:NE2	1:D:172:GLN:H	1.93	0.67
1:C:368:ASP:HA	1:C:372:ILE:HG23	1.76	0.66
1:C:59:GLY:O	1:C:62:VAL:HG22	1.96	0.66
1:D:239:ILE:CG2	1:D:243:ILE:HB	2.24	0.66
1:B:59:GLY:O	1:B:62:VAL:HG22	1.95	0.66
1:A:172:GLN:H	1:A:172:GLN:NE2	1.94	0.66
1:A:200:GLU:HB2	1:C:142:GLU:HG2	1.76	0.66
1:A:133:TRP:H	1:A:363:HIS:HD2	1.44	0.66
1:B:172:GLN:H	1:B:172:GLN:NE2	1.93	0.66
1:B:55:THR:HG22	1:B:56:ILE:N	2.11	0.66
1:B:200:GLU:H	1:B:200:GLU:CD	2.00	0.65
1:D:368:ASP:HA	1:D:372:ILE:HG23	1.78	0.65
1:D:59:GLY:O	1:D:62:VAL:HG22	1.96	0.65
1:A:13:ARG:HD3	1:A:424:TYR:HB3	1.77	0.65
1:B:52:LEU:HD21	1:B:360:LEU:HD11	1.77	0.65
1:A:59:GLY:O	1:A:62:VAL:HG22	1.96	0.65
1:B:133:TRP:H	1:B:363:HIS:HD2	1.45	0.65
1:C:192:PRO:HB3	1:C:205:LEU:HB3	1.78	0.65
1:C:328:VAL:HG22	1:C:333:GLU:OE2	1.97	0.65
1:D:55:THR:HG22	1:D:56:ILE:N	2.12	0.65
1:A:79:VAL:O	1:A:83:ILE:HD13	1.97	0.65
1:C:235:ALA:HB1	1:C:245:MSE:CE	2.26	0.65
1:A:368:ASP:HA	1:A:372:ILE:HG23	1.79	0.64
1:D:328:VAL:HG22	1:D:333:GLU:OE2	1.97	0.64
1:A:55:THR:HG22	1:A:56:ILE:N	2.11	0.64
1:A:13:ARG:CG	1:A:424:TYR:HB2	2.27	0.64
1:B:368:ASP:HA	1:B:372:ILE:HG23	1.78	0.64
1:B:206:ALA:HB1	1:B:239:ILE:CD1	2.27	0.64
1:C:170:GLN:HA	1:C:173:ARG:CD	2.25	0.64
1:B:47:LEU:HD11	1:B:123:LEU:HD21	1.79	0.63
1:B:37:VAL:CG2	1:B:67:VAL:HG11	2.28	0.63
1:B:15:PRO:HG3	1:B:429:PHE:CZ	2.33	0.63
1:A:134:ARG:HD2	1:A:138:GLU:OE1	1.99	0.63
1:A:421:GLU:OE2	1:A:429:PHE:HB2	1.99	0.63
1:B:170:GLN:HA	1:B:173:ARG:CD	2.24	0.63
1:D:83:ILE:HD11	1:D:123:LEU:HD13	1.79	0.62
1:B:204:ARG:O	1:B:208:GLU:HG3	1.99	0.62
1:C:134:ARG:HD2	1:C:138:GLU:OE1	1.99	0.62
1:C:172:GLN:NE2	1:C:172:GLN:H	1.96	0.62
1:B:378:ASP:OD1	1:B:379:ARG:HD2	2.00	0.62

Continued on next page...

Continued from previous page...

Atom-1	Atom-2	Interatomic distance (Å)	Clash overlap (Å)
1:D:37:VAL:CG2	1:D:67:VAL:HG11	2.29	0.62
1:B:1:MSE:HE2	1:D:19:GLU:CG	2.29	0.62
1:C:37:VAL:CG2	1:C:67:VAL:HG11	2.29	0.62
1:A:201:LYS:HG3	1:A:204:ARG:HH12	1.64	0.62
1:A:37:VAL:CG2	1:A:67:VAL:HG11	2.29	0.62
1:B:52:LEU:CD2	1:B:360:LEU:HD11	2.29	0.61
1:A:8:GLU:HG3	1:A:38:VAL:HB	1.81	0.61
1:B:328:VAL:HG22	1:B:333:GLU:OE2	2.00	0.61
1:C:58:ARG:HG3	1:D:98:GLN:OE1	2.00	0.61
1:D:134:ARG:HD2	1:D:138:GLU:OE1	1.99	0.61
1:B:4:ILE:HG21	1:B:74:VAL:HG12	1.83	0.61
1:C:324:ASP:OD2	1:C:351:HIS:HD2	1.83	0.61
1:A:324:ASP:OD2	1:A:351:HIS:HD2	1.83	0.61
1:D:353:GLY:O	1:D:357:LEU:HB2	2.01	0.61
1:D:52:LEU:HD21	1:D:360:LEU:HD11	1.83	0.61
1:A:321:ILE:HG23	1:A:322:GLN:O	2.01	0.61
1:A:353:GLY:O	1:A:357:LEU:HB2	2.00	0.61
1:C:47:LEU:HD11	1:C:123:LEU:HD21	1.81	0.61
1:A:328:VAL:HG22	1:A:333:GLU:OE2	2.00	0.60
1:C:83:ILE:HD12	1:C:124:ALA:CA	2.31	0.60
1:A:311:GLN:HE22	1:B:282:VAL:H	1.48	0.60
1:D:324:ASP:OD2	1:D:351:HIS:HD2	1.84	0.60
1:D:8:GLU:HG3	1:D:38:VAL:HB	1.84	0.60
1:B:134:ARG:HD2	1:B:138:GLU:OE1	2.02	0.60
1:B:386:HIS:HB3	1:B:387:LEU:CD2	2.31	0.60
1:C:247:VAL:HG12	1:C:273:ILE:HD13	1.84	0.60
1:C:386:HIS:HB3	1:C:387:LEU:CD2	2.31	0.60
1:A:386:HIS:HB3	1:A:387:LEU:CD2	2.32	0.59
1:B:363:HIS:HE1	1:B:411:SER:OG	1.85	0.59
1:C:378:ASP:OD1	1:C:379:ARG:HD2	2.01	0.59
1:C:311:GLN:HE22	1:D:282:VAL:H	1.50	0.59
1:D:139:LEU:HB2	1:D:144:LEU:HD22	1.83	0.59
1:D:133:TRP:H	1:D:363:HIS:HD2	1.47	0.59
1:B:251:GLN:HE22	1:B:302:HIS:CD2	2.20	0.59
1:A:192:PRO:HB3	1:A:205:LEU:HB3	1.84	0.59
1:A:428:ARG:HD2	1:A:428:ARG:O	2.02	0.59
1:D:170:GLN:HA	1:D:173:ARG:CD	2.26	0.59
1:D:427:GLY:O	1:D:431:VAL:HG23	2.03	0.59
1:B:139:LEU:HB2	1:B:144:LEU:HD22	1.84	0.59
1:C:368:ASP:HA	1:C:372:ILE:CG2	2.33	0.59
1:A:282:VAL:N	1:B:311:GLN:HE22	2.00	0.59

Continued on next page...

Continued from previous page...

Atom-1	Atom-2	Interatomic distance (Å)	Clash overlap (Å)
1:B:324:ASP:OD2	1:B:351:HIS:HD2	1.85	0.59
1:C:353:GLY:O	1:C:357:LEU:HB2	2.02	0.59
1:D:251:GLN:HE22	1:D:302:HIS:CD2	2.20	0.58
1:D:378:ASP:OD1	1:D:379:ARG:HD2	2.03	0.58
1:A:106:LYS:HZ3	1:B:304:GLN:HG3	1.68	0.58
1:B:353:GLY:O	1:B:357:LEU:HB2	2.03	0.58
1:C:139:LEU:HB2	1:C:144:LEU:HD22	1.86	0.58
1:C:55:THR:CG2	1:C:56:ILE:N	2.67	0.58
1:D:47:LEU:HD11	1:D:123:LEU:HD21	1.84	0.58
1:A:283:LEU:H	1:B:311:GLN:HE21	1.52	0.58
1:A:311:GLN:NE2	1:B:283:LEU:H	2.02	0.58
1:C:304:GLN:HG3	1:D:106:LYS:HZ3	1.69	0.58
1:C:206:ALA:HB1	1:C:239:ILE:HD11	1.86	0.58
1:C:148:ILE:HD12	1:C:149:ASP:N	2.19	0.57
1:C:4:ILE:HG21	1:C:74:VAL:HG12	1.85	0.57
1:A:202:LEU:HD11	1:A:235:ALA:HB2	1.86	0.57
1:A:13:ARG:HD3	1:A:424:TYR:CB	2.33	0.57
1:A:139:LEU:HB2	1:A:144:LEU:HD22	1.85	0.57
1:A:368:ASP:HA	1:A:372:ILE:CG2	2.33	0.57
1:A:73:HIS:HE1	1:A:96:ASP:OD2	1.87	0.57
1:A:98:GLN:OE1	1:B:58:ARG:HG3	2.03	0.57
1:B:28:PRO:O	1:B:29:ASP:OD1	2.23	0.57
1:B:321:ILE:HG23	1:B:322:GLN:O	2.04	0.57
1:A:311:GLN:HE21	1:B:283:LEU:H	1.51	0.57
1:B:192:PRO:HB3	1:B:205:LEU:HB3	1.87	0.57
1:B:73:HIS:HE1	1:B:96:ASP:OD2	1.88	0.57
1:C:247:VAL:HG12	1:C:273:ILE:CD1	2.34	0.57
1:C:47:LEU:CD1	1:C:123:LEU:HD21	2.35	0.57
1:A:104:PRO:HG2	3:A:5087:HOH:O	2.05	0.57
1:C:282:VAL:H	1:D:311:GLN:HE22	1.53	0.57
1:D:368:ASP:HA	1:D:372:ILE:CG2	2.34	0.57
1:B:368:ASP:HA	1:B:372:ILE:CG2	2.34	0.57
1:A:232:CYS:HB2	1:A:268:PHE:CD1	2.40	0.56
1:B:55:THR:HG22	1:B:57:GLY:H	1.70	0.56
1:C:98:GLN:HG2	1:D:56:ILE:CG2	2.33	0.56
1:D:202:LEU:HB3	3:D:5011:HOH:O	2.04	0.56
1:B:56:ILE:HG23	1:B:56:ILE:O	2.04	0.56
1:A:28:PRO:O	1:A:29:ASP:OD1	2.22	0.56
1:B:188:TYR:HB2	1:B:216:THR:HB	1.87	0.56
1:B:206:ALA:HB1	1:B:239:ILE:HD13	1.86	0.56
1:C:321:ILE:HG23	1:C:322:GLN:O	2.05	0.56

Continued on next page...

Continued from previous page...

Atom-1	Atom-2	Interatomic distance (Å)	Clash overlap (Å)
1:D:148:ILE:HD12	1:D:149:ASP:N	2.21	0.56
1:C:283:LEU:H	1:D:311:GLN:NE2	2.03	0.56
1:A:32:TYR:HB3	1:A:355:VAL:CG2	2.36	0.56
1:A:30:PRO:HB2	1:A:56:ILE:HG12	1.88	0.56
1:A:378:ASP:OD1	1:A:379:ARG:HD2	2.06	0.56
1:C:28:PRO:O	1:C:29:ASP:OD1	2.23	0.56
1:A:19:GLU:OE1	1:C:1:MSE:HE2	2.06	0.56
1:C:56:ILE:O	1:C:56:ILE:HG23	2.06	0.56
1:B:30:PRO:HB2	1:B:56:ILE:HG12	1.88	0.55
1:D:200:GLU:HA	1:D:203:VAL:HG22	1.88	0.55
1:C:55:THR:HG22	1:C:57:GLY:H	1.72	0.55
1:A:56:ILE:CG2	1:B:98:GLN:HG2	2.31	0.55
1:B:176:ARG:HD3	1:B:374:GLY:HA2	1.88	0.55
1:A:55:THR:CG2	1:A:56:ILE:N	2.69	0.55
1:A:92:ARG:HB3	1:A:92:ARG:NH2	2.21	0.55
1:D:55:THR:CG2	1:D:56:ILE:N	2.70	0.55
1:A:311:GLN:HE22	1:B:282:VAL:N	2.05	0.55
1:A:170:GLN:HA	1:A:173:ARG:CD	2.24	0.55
1:B:148:ILE:HD12	1:B:149:ASP:N	2.21	0.55
1:C:318:VAL:HG21	1:C:321:ILE:CD1	2.37	0.55
1:D:28:PRO:O	1:D:29:ASP:OD1	2.25	0.55
1:D:321:ILE:HG23	1:D:322:GLN:O	2.06	0.55
1:C:249:ALA:O	1:C:252:ARG:HG2	2.06	0.55
1:D:30:PRO:HB2	1:D:56:ILE:HG12	1.89	0.55
1:C:283:LEU:HG	1:D:311:GLN:HE21	1.71	0.55
1:C:283:LEU:H	1:D:311:GLN:HE21	1.55	0.55
1:D:386:HIS:HB3	1:D:387:LEU:CD2	2.34	0.55
1:A:55:THR:HG22	1:A:57:GLY:H	1.71	0.54
1:C:30:PRO:HB2	1:C:56:ILE:HG12	1.89	0.54
1:D:224:ASN:OD1	1:D:226:GLN:HB2	2.07	0.54
1:D:52:LEU:CD2	1:D:360:LEU:HD11	2.37	0.54
1:A:47:LEU:CD1	1:A:123:LEU:HD21	2.37	0.54
1:A:106:LYS:HZ3	1:B:304:GLN:CG	2.21	0.54
1:B:47:LEU:CD1	1:B:123:LEU:HD21	2.37	0.54
1:B:55:THR:CG2	1:B:56:ILE:N	2.70	0.54
1:C:239:ILE:HG23	1:C:243:ILE:CB	2.21	0.54
1:C:26:MSE:HE1	3:D:5159:HOH:O	2.06	0.54
1:A:224:ASN:OD1	1:A:226:GLN:HB2	2.07	0.54
1:A:56:ILE:O	1:A:56:ILE:HG23	2.06	0.54
1:C:239:ILE:HG22	1:C:240:GLY:O	2.07	0.54
1:C:217:ILE:HG12	1:C:218:LYS:N	2.23	0.54

Continued on next page...

Continued from previous page...

Atom-1	Atom-2	Interatomic distance (Å)	Clash overlap (Å)
1:C:56:ILE:CG2	1:D:98:GLN:HG2	2.36	0.54
1:C:92:ARG:HG3	1:C:92:ARG:HH21	1.72	0.54
1:A:8:GLU:CG	1:A:38:VAL:HB	2.37	0.54
1:D:55:THR:HG22	1:D:57:GLY:H	1.71	0.53
1:C:363:HIS:HE1	1:C:411:SER:OG	1.90	0.53
1:A:232:CYS:CB	1:A:268:PHE:CD1	2.91	0.53
1:A:98:GLN:HB2	1:B:58:ARG:HH11	1.71	0.53
1:A:52:LEU:HD21	1:A:360:LEU:HD11	1.90	0.53
1:C:304:GLN:CG	1:D:106:LYS:HZ3	2.22	0.53
1:D:363:HIS:HE1	1:D:411:SER:OG	1.91	0.53
1:A:387:LEU:HD22	1:A:387:LEU:N	2.24	0.53
1:B:25:ALA:HB1	1:B:252:ARG:HG3	1.90	0.53
1:C:366:MSE:SE	1:C:405:PRO:HD2	2.59	0.53
1:D:198:SER:C	1:D:200:GLU:H	2.10	0.53
1:A:251:GLN:HE22	1:A:302:HIS:CD2	2.27	0.53
1:B:202:LEU:HD11	1:B:235:ALA:HB2	1.90	0.53
1:B:387:LEU:HD22	1:B:387:LEU:N	2.24	0.53
1:C:55:THR:CG2	1:C:56:ILE:H	2.21	0.53
1:D:217:ILE:HG12	1:D:218:LYS:N	2.23	0.53
1:A:92:ARG:HH21	1:A:92:ARG:CB	2.21	0.53
1:A:283:LEU:H	1:B:311:GLN:NE2	2.07	0.53
1:A:366:MSE:SE	1:A:405:PRO:HD2	2.59	0.52
1:A:105:GLU:HA	1:A:110:HIS:CG	2.44	0.52
1:A:148:ILE:HD12	1:A:149:ASP:N	2.23	0.52
1:B:224:ASN:OD1	1:B:226:GLN:HB2	2.09	0.52
1:B:8:GLU:HG3	1:B:38:VAL:HB	1.92	0.52
1:D:8:GLU:CG	1:D:38:VAL:HB	2.39	0.52
1:A:47:LEU:HD11	1:A:123:LEU:HD21	1.90	0.52
1:C:387:LEU:HD22	1:C:387:LEU:N	2.24	0.52
1:C:55:THR:HG22	1:C:56:ILE:H	1.73	0.52
1:D:239:ILE:HG22	1:D:240:GLY:O	2.10	0.52
1:B:318:VAL:HG21	1:B:321:ILE:CD1	2.40	0.51
1:C:21:ASP:HB2	1:C:197:TYR:OH	2.10	0.51
1:A:318:VAL:HG21	1:A:321:ILE:CD1	2.40	0.51
1:D:221:VAL:HG21	1:D:247:VAL:CG1	2.41	0.51
1:B:105:GLU:HA	1:B:110:HIS:CG	2.45	0.51
1:A:233:ARG:HA	1:A:268:PHE:CD2	2.45	0.51
1:C:282:VAL:N	1:D:311:GLN:HE22	2.08	0.51
1:A:176:ARG:HD3	1:A:374:GLY:HA2	1.91	0.51
1:A:191:SER:N	1:A:192:PRO:HD2	2.26	0.51
1:C:133:TRP:H	1:C:363:HIS:CD2	2.23	0.51

Continued on next page...

Continued from previous page...

Atom-1	Atom-2	Interatomic distance (Å)	Clash overlap (Å)
1:C:98:GLN:HB2	1:D:58:ARG:HH11	1.76	0.51
1:B:217:ILE:HG12	1:B:218:LYS:N	2.24	0.51
1:D:47:LEU:CD1	1:D:123:LEU:HD21	2.41	0.51
1:C:224:ASN:OD1	1:C:226:GLN:HB2	2.09	0.51
1:D:387:LEU:N	1:D:387:LEU:HD22	2.25	0.51
1:D:55:THR:CG2	1:D:56:ILE:H	2.24	0.51
1:D:56:ILE:O	1:D:56:ILE:HG23	2.09	0.51
1:A:363:HIS:HE1	1:A:411:SER:OG	1.93	0.51
1:C:193:GLY:HA3	1:C:219:LEU:HA	1.91	0.51
1:D:105:GLU:HA	1:D:110:HIS:CG	2.46	0.51
1:A:7:LEU:HD13	1:A:39:LEU:CD1	2.42	0.50
1:A:217:ILE:HG12	1:A:218:LYS:N	2.25	0.50
1:C:176:ARG:HD2	1:C:370:VAL:HA	1.94	0.50
1:A:233:ARG:CB	1:A:268:PHE:CE2	2.94	0.50
1:B:151:ARG:HD3	1:B:152:TYR:CZ	2.46	0.50
1:C:251:GLN:HE22	1:C:302:HIS:CD2	2.30	0.50
1:A:55:THR:CG2	1:A:56:ILE:H	2.25	0.50
1:A:202:LEU:HD21	1:A:219:LEU:HD22	1.93	0.50
1:B:191:SER:N	1:B:192:PRO:HD2	2.27	0.50
1:A:55:THR:HG23	3:B:5032:HOH:O	2.11	0.50
1:B:349:PHE:CZ	1:B:379:ARG:HA	2.47	0.50
1:C:235:ALA:HB3	1:C:245:MSE:HE1	1.90	0.50
1:A:83:ILE:HD11	1:A:123:LEU:HD13	1.94	0.50
1:A:73:HIS:HD2	3:A:5095:HOH:O	1.94	0.49
1:D:318:VAL:HG21	1:D:321:ILE:CD1	2.42	0.49
1:A:87:GLY:HA3	1:A:147:THR:HA	1.93	0.49
1:C:58:ARG:HH11	1:D:98:GLN:HB2	1.77	0.49
1:A:304:GLN:HG3	1:B:106:LYS:HZ2	1.78	0.49
1:C:188:TYR:HB2	1:C:216:THR:HB	1.94	0.49
1:C:235:ALA:CB	1:C:245:MSE:CE	2.82	0.49
1:D:206:ALA:HB1	1:D:239:ILE:CD1	2.42	0.49
1:B:172:GLN:N	1:B:172:GLN:NE2	2.60	0.49
1:C:191:SER:N	1:C:192:PRO:HD2	2.27	0.49
1:C:55:THR:HG23	3:D:5057:HOH:O	2.12	0.49
1:A:98:GLN:HG2	1:B:56:ILE:CG2	2.40	0.49
1:B:193:GLY:HA3	1:B:219:LEU:HA	1.93	0.49
1:D:4:ILE:HG21	1:D:74:VAL:HG12	1.94	0.49
1:D:191:SER:N	1:D:192:PRO:HD2	2.26	0.49
1:B:239:ILE:HG22	1:B:240:GLY:O	2.13	0.49
1:A:311:GLN:HE21	1:B:283:LEU:HG	1.77	0.49
1:B:63:GLN:NE2	1:B:111:MSE:HE3	2.27	0.49

Continued on next page...

Continued from previous page...

Atom-1	Atom-2	Interatomic distance (Å)	Clash overlap (Å)
1:A:172:GLN:N	1:A:172:GLN:NE2	2.61	0.48
1:A:432:GLU:HG3	1:A:433:ASP:N	2.29	0.48
1:A:305:ASN:HA	1:A:328:VAL:HG23	1.95	0.48
1:B:55:THR:CG2	1:B:56:ILE:H	2.25	0.48
1:C:105:GLU:HA	1:C:110:HIS:CG	2.47	0.48
1:A:349:PHE:CZ	1:A:379:ARG:HA	2.47	0.48
1:A:151:ARG:HD3	1:A:152:TYR:CZ	2.47	0.48
1:A:87:GLY:CA	1:A:147:THR:HA	2.43	0.48
1:C:349:PHE:CZ	1:C:379:ARG:HA	2.48	0.48
1:C:311:GLN:HE22	1:D:282:VAL:N	2.11	0.48
1:B:366:MSE:SE	1:B:405:PRO:HD2	2.64	0.48
1:D:13:ARG:HB3	1:D:33:SER:OG	2.14	0.48
1:A:262:MSE:HE2	1:A:273:ILE:HB	1.94	0.48
1:D:366:MSE:SE	1:D:405:PRO:HD2	2.64	0.48
1:B:421:GLU:OE2	1:B:429:PHE:HB2	2.13	0.48
1:D:349:PHE:CZ	1:D:379:ARG:HA	2.49	0.48
1:A:139:LEU:HB2	1:A:144:LEU:CD2	2.44	0.47
1:C:98:GLN:OE1	1:D:58:ARG:HG3	2.14	0.47
1:C:62:VAL:HG21	1:D:109:MSE:HE3	1.96	0.47
1:A:13:ARG:HB3	1:A:33:SER:OG	2.13	0.47
1:A:192:PRO:CB	1:A:205:LEU:HB3	2.44	0.47
1:C:135:PHE:O	1:C:139:LEU:HG	2.15	0.47
1:C:73:HIS:HE1	1:C:96:ASP:OD2	1.98	0.47
1:C:79:VAL:O	1:C:83:ILE:HG12	2.14	0.47
1:A:235:ALA:O	1:A:239:ILE:HB	2.14	0.47
1:C:63:GLN:NE2	1:C:111:MSE:HE3	2.30	0.47
1:D:192:PRO:CB	1:D:205:LEU:HB3	2.38	0.47
1:D:172:GLN:N	1:D:172:GLN:NE2	2.60	0.47
1:D:55:THR:HG22	1:D:56:ILE:H	1.79	0.47
1:A:225:VAL:HG11	1:A:264:GLN:NE2	2.30	0.47
1:C:305:ASN:HA	1:C:328:VAL:HG23	1.96	0.47
1:D:73:HIS:HE1	1:D:96:ASP:OD2	1.98	0.47
1:B:225:VAL:CG2	3:B:5055:HOH:O	2.63	0.47
1:A:13:ARG:HG2	1:A:424:TYR:HB2	1.94	0.47
1:B:83:ILE:HD11	1:B:123:LEU:HD13	1.97	0.47
1:A:221:VAL:CG2	1:A:247:VAL:CG1	2.93	0.47
1:B:13:ARG:HB3	1:B:33:SER:OG	2.16	0.47
1:D:151:ARG:HD3	1:D:152:TYR:CZ	2.49	0.47
1:D:15:PRO:HG3	1:D:429:PHE:CZ	2.49	0.47
1:D:7:LEU:HD13	1:D:39:LEU:CD1	2.45	0.47
1:A:428:ARG:HD2	1:A:428:ARG:C	2.35	0.46

Continued on next page...

Continued from previous page...

Atom-1	Atom-2	Interatomic distance (Å)	Clash overlap (Å)
1:A:92:ARG:NH2	1:A:92:ARG:CB	2.77	0.46
1:C:151:ARG:HD3	1:C:152:TYR:CZ	2.49	0.46
1:A:339:LEU:HD23	1:A:372:ILE:HD12	1.98	0.46
1:C:352:ALA:HA	1:C:357:LEU:HB3	1.98	0.46
1:D:135:PHE:O	1:D:139:LEU:HG	2.15	0.46
1:D:271:ALA:O	1:D:272:TRP:HB3	2.15	0.46
1:D:328:VAL:HG22	1:D:329:GLY:N	2.24	0.46
1:C:201:LYS:HG2	1:C:205:LEU:HD22	1.96	0.46
1:C:78:SER:O	1:C:82:VAL:HG23	2.16	0.46
1:D:82:VAL:O	1:D:86:LEU:HD13	2.16	0.46
1:B:1:MSE:HE2	1:D:19:GLU:HG2	1.97	0.46
1:D:206:ALA:HB1	1:D:239:ILE:HD13	1.98	0.46
1:C:32:TYR:CD1	1:C:354:GLY:HA2	2.51	0.46
1:C:339:LEU:HD23	1:C:372:ILE:HD12	1.98	0.46
1:D:220:LYS:HD2	1:D:250:ASN:HD21	1.79	0.46
1:C:109:MSE:HE3	1:D:62:VAL:HG21	1.95	0.46
1:C:311:GLN:HE21	1:D:283:LEU:H	1.64	0.46
1:A:32:TYR:HB3	1:A:355:VAL:HG23	1.98	0.46
1:C:8:GLU:HG3	1:C:38:VAL:HB	1.98	0.45
1:D:305:ASN:HB2	1:D:333:GLU:OE1	2.16	0.45
1:D:83:ILE:HG13	1:D:124:ALA:CA	2.44	0.45
1:B:431:VAL:HG13	1:B:431:VAL:O	2.16	0.45
1:D:384:VAL:HG12	1:D:386:HIS:ND1	2.32	0.45
1:A:384:VAL:HG12	1:A:386:HIS:ND1	2.31	0.45
1:B:305:ASN:HB2	1:B:333:GLU:OE1	2.16	0.45
1:C:424:TYR:HA	1:C:425:PRO:HA	1.79	0.45
1:D:139:LEU:HB2	1:D:144:LEU:CD2	2.45	0.45
1:D:221:VAL:CG2	1:D:247:VAL:HG13	2.47	0.45
1:A:52:LEU:CD2	1:A:360:LEU:HD11	2.47	0.45
1:C:227:ASP:OD2	1:C:230:ARG:NH1	2.50	0.45
1:D:126:ARG:HG2	1:D:126:ARG:H	1.65	0.45
1:B:305:ASN:HA	1:B:328:VAL:HG23	1.97	0.45
1:D:199:ASP:C	3:D:5011:HOH:O	2.54	0.45
1:B:328:VAL:HG22	1:B:329:GLY:N	2.24	0.45
1:B:430:TRP:C	1:B:432:GLU:H	2.20	0.45
1:C:172:GLN:NE2	1:C:172:GLN:N	2.63	0.45
1:A:204:ARG:HH11	1:A:204:ARG:HB3	1.80	0.45
1:A:58:ARG:HH11	1:B:98:GLN:HB2	1.81	0.45
1:A:98:GLN:HB2	1:B:58:ARG:NH1	2.32	0.45
1:A:133:TRP:H	1:A:363:HIS:CD2	2.30	0.45
1:A:304:GLN:CG	1:B:106:LYS:HZ2	2.30	0.45

Continued on next page...

Continued from previous page...

Atom-1	Atom-2	Interatomic distance (Å)	Clash overlap (Å)
1:A:55:THR:HG22	1:A:56:ILE:H	1.79	0.45
1:C:139:LEU:HB2	1:C:144:LEU:CD2	2.45	0.45
1:C:433:ASP:OD1	1:C:434:LEU:HD22	2.17	0.45
1:D:324:ASP:OD2	1:D:351:HIS:CD2	2.69	0.45
1:A:230:ARG:O	1:A:234:LEU:HG	2.16	0.45
1:A:328:VAL:HG22	1:A:329:GLY:N	2.28	0.45
1:D:204:ARG:O	1:D:208:GLU:HG3	2.17	0.45
1:D:212:ASP:O	1:D:399:HIS:HA	2.17	0.45
1:A:83:ILE:N	1:A:83:ILE:HD12	2.32	0.44
1:C:148:ILE:HG13	1:C:150:PHE:CE1	2.52	0.44
1:C:192:PRO:CB	1:C:205:LEU:HB3	2.47	0.44
1:A:73:HIS:CE1	1:A:96:ASP:OD2	2.69	0.44
1:B:352:ALA:HA	1:B:357:LEU:HB3	1.99	0.44
1:B:384:VAL:HG12	1:B:386:HIS:ND1	2.33	0.44
1:B:139:LEU:HB2	1:B:144:LEU:CD2	2.45	0.44
1:C:24:ASP:HB2	1:C:250:ASN:ND2	2.32	0.44
1:B:140:THR:OG1	1:B:143:GLN:HG3	2.17	0.44
1:B:32:TYR:CD1	1:B:354:GLY:HA2	2.52	0.44
1:C:140:THR:OG1	1:C:143:GLN:HG3	2.18	0.44
1:D:201:LYS:HG2	1:D:205:LEU:HD22	1.98	0.44
1:D:236:ARG:HG2	3:D:5198:HOH:O	2.16	0.44
1:D:352:ALA:HA	1:D:357:LEU:HB3	1.99	0.44
1:D:3:THR:HG22	1:D:4:ILE:N	2.32	0.44
1:C:221:VAL:CG2	1:C:247:VAL:HG13	2.47	0.44
1:D:305:ASN:HA	1:D:328:VAL:HG23	2.00	0.44
1:A:188:TYR:HB2	1:A:216:THR:HB	1.99	0.44
1:B:83:ILE:HG13	1:B:124:ALA:HA	1.99	0.44
1:C:250:ASN:C	1:C:251:GLN:HG3	2.37	0.44
1:C:372:ILE:HG12	1:C:373:THR:HG23	2.00	0.44
1:A:126:ARG:H	1:A:126:ARG:HG2	1.65	0.44
1:A:352:ALA:HA	1:A:357:LEU:HB3	1.98	0.44
1:A:83:ILE:N	1:A:83:ILE:CD1	2.81	0.44
1:B:188:TYR:CB	1:B:216:THR:HB	2.48	0.44
1:B:391:PHE:O	1:B:394:PRO:HD3	2.18	0.44
1:A:249:ALA:HB2	1:A:253:TRP:CH2	2.53	0.44
1:D:190:THR:O	1:D:190:THR:HG22	2.18	0.44
1:A:271:ALA:O	1:A:272:TRP:HB3	2.17	0.44
1:A:324:ASP:OD2	1:A:351:HIS:CD2	2.69	0.44
1:B:135:PHE:O	1:B:139:LEU:HG	2.17	0.44
1:D:235:ALA:O	1:D:239:ILE:HB	2.18	0.44
1:D:328:VAL:HG13	1:D:329:GLY:N	2.33	0.44

Continued on next page...

Continued from previous page...

Atom-1	Atom-2	Interatomic distance (Å)	Clash overlap (Å)
1:A:58:ARG:NH1	1:B:98:GLN:HB2	2.32	0.43
1:A:190:THR:HG22	1:A:190:THR:O	2.18	0.43
1:A:204:ARG:HB3	1:A:204:ARG:NH1	2.34	0.43
1:A:221:VAL:HG22	1:A:247:VAL:HG13	2.00	0.43
1:A:221:VAL:HG21	1:A:247:VAL:CG1	2.48	0.43
1:A:4:ILE:HG21	1:A:74:VAL:HG12	2.00	0.43
1:D:198:SER:O	1:D:200:GLU:N	2.51	0.43
1:C:106:LYS:HZ2	1:D:304:GLN:HG3	1.83	0.43
1:B:8:GLU:CG	1:B:38:VAL:HB	2.49	0.43
1:D:83:ILE:CD1	1:D:123:LEU:HD13	2.48	0.43
1:D:176:ARG:HD3	1:D:374:GLY:HA2	2.01	0.43
1:C:56:ILE:CG2	1:D:98:GLN:HA	2.48	0.43
1:A:135:PHE:O	1:A:139:LEU:HG	2.19	0.43
1:A:328:VAL:HG13	1:A:329:GLY:N	2.33	0.43
1:A:372:ILE:HG12	1:A:373:THR:HG23	2.00	0.43
1:B:126:ARG:HG2	1:B:126:ARG:H	1.61	0.43
1:A:232:CYS:HB3	1:A:268:PHE:CD1	2.53	0.43
1:A:423:SER:O	1:A:430:TRP:HD1	2.01	0.43
1:A:432:GLU:O	1:A:435:ALA:HB3	2.19	0.43
1:B:424:TYR:HA	1:B:425:PRO:HA	1.79	0.43
1:C:305:ASN:HB2	1:C:333:GLU:OE1	2.18	0.43
1:D:200:GLU:HA	1:D:203:VAL:CG2	2.49	0.43
1:D:236:ARG:HH11	1:D:241:PRO:HA	1.83	0.43
1:C:384:VAL:HG12	1:C:386:HIS:ND1	2.34	0.43
1:C:391:PHE:O	1:C:394:PRO:HD3	2.18	0.43
1:A:172:GLN:H	1:A:172:GLN:HE21	1.66	0.43
1:A:423:SER:O	1:A:430:TRP:CD1	2.72	0.43
1:B:145:VAL:HG13	1:B:150:PHE:CZ	2.53	0.43
1:B:200:GLU:N	1:B:200:GLU:CD	2.70	0.43
1:D:55:THR:HG23	3:D:5059:HOH:O	2.18	0.43
1:C:98:GLN:HA	1:D:56:ILE:CG2	2.49	0.43
1:A:221:VAL:CG2	1:A:247:VAL:HG13	2.49	0.43
1:D:78:SER:O	1:D:82:VAL:HG23	2.19	0.43
1:B:225:VAL:HG23	3:B:5055:HOH:O	2.18	0.43
1:B:300:GLY:HA2	1:B:303:THR:OG1	2.19	0.43
1:B:55:THR:HG22	1:B:56:ILE:H	1.78	0.43
1:C:262:MSE:HE2	1:C:273:ILE:HB	2.01	0.43
1:C:328:VAL:HG22	1:C:329:GLY:N	2.27	0.43
1:A:282:VAL:N	1:B:311:GLN:NE2	2.67	0.42
1:C:98:GLN:HB2	1:D:58:ARG:NH1	2.34	0.42
1:B:148:ILE:HG13	1:B:150:PHE:CE1	2.54	0.42

Continued on next page...

Continued from previous page...

Atom-1	Atom-2	Interatomic distance (Å)	Clash overlap (Å)
1:D:372:ILE:HG12	1:D:373:THR:HG23	2.01	0.42
1:D:424:TYR:HA	1:D:425:PRO:HA	1.80	0.42
1:A:305:ASN:HB2	1:A:333:GLU:OE1	2.20	0.42
1:B:63:GLN:HE22	1:B:111:MSE:HE3	1.85	0.42
1:A:368:ASP:CA	1:A:372:ILE:HG23	2.49	0.42
1:A:92:ARG:HH21	1:A:92:ARG:HB2	1.84	0.42
1:B:372:ILE:HG12	1:B:373:THR:HG23	2.01	0.42
1:C:145:VAL:HG13	1:C:150:PHE:CZ	2.53	0.42
1:A:148:ILE:HG13	1:A:150:PHE:CE1	2.55	0.42
1:B:3:THR:HG22	1:B:4:ILE:N	2.35	0.42
1:C:368:ASP:CA	1:C:372:ILE:HG23	2.47	0.42
1:C:271:ALA:O	1:C:272:TRP:HB3	2.20	0.42
1:D:172:GLN:O	1:D:176:ARG:HG3	2.19	0.42
1:A:189:THR:HG23	1:A:214:PHE:CE2	2.55	0.42
1:B:190:THR:O	1:B:190:THR:HG22	2.19	0.42
1:C:22:GLY:HA2	1:C:194:TRP:CD2	2.54	0.42
1:B:24:ASP:HB2	1:B:250:ASN:ND2	2.34	0.42
1:D:202:LEU:N	3:D:5011:HOH:O	2.52	0.42
1:B:45:GLU:OE2	1:B:45:GLU:HA	2.20	0.42
1:D:328:VAL:HG22	1:D:333:GLU:CD	2.40	0.42
1:A:229:ILE:HA	1:A:268:PHE:HE1	1.85	0.41
1:B:271:ALA:O	1:B:272:TRP:HB3	2.19	0.41
1:A:328:VAL:HG22	1:A:333:GLU:CD	2.39	0.41
1:B:133:TRP:H	1:B:363:HIS:CD2	2.30	0.41
1:B:172:GLN:H	1:B:172:GLN:HE21	1.66	0.41
1:C:102:LEU:CD2	1:C:109:MSE:HE3	2.37	0.41
1:C:318:VAL:HG21	1:C:321:ILE:HD12	2.03	0.41
1:C:3:THR:HG22	1:C:4:ILE:N	2.35	0.41
1:C:92:ARG:HG3	1:C:92:ARG:NH2	2.35	0.41
1:A:176:ARG:HD2	1:A:370:VAL:HA	2.02	0.41
1:C:87:GLY:CA	1:C:147:THR:HA	2.51	0.41
1:D:368:ASP:CA	1:D:372:ILE:HG23	2.49	0.41
1:C:145:VAL:HG21	1:C:163:LEU:HG	2.02	0.41
1:D:148:ILE:HG13	1:D:150:PHE:CE1	2.56	0.41
1:C:56:ILE:HG22	1:D:98:GLN:HA	2.02	0.41
1:B:172:GLN:O	1:B:176:ARG:HG3	2.20	0.41
1:B:210:VAL:CG2	1:B:239:ILE:HG13	2.50	0.41
1:C:40:ARG:HA	1:C:40:ARG:HD3	1.95	0.41
1:D:102:LEU:CD2	1:D:109:MSE:HE3	2.35	0.41
1:D:391:PHE:O	1:D:394:PRO:HD3	2.21	0.41
1:A:3:THR:HG22	1:A:4:ILE:N	2.35	0.41

Continued on next page...

Continued from previous page...

Atom-1	Atom-2	Interatomic distance (Å)	Clash overlap (Å)
1:C:50:TYR:HE1	1:C:126:ARG:NH1	2.19	0.41
1:D:221:VAL:CG2	1:D:247:VAL:CG1	2.98	0.41
1:C:311:GLN:NE2	1:D:283:LEU:H	2.19	0.41
1:A:172:GLN:O	1:A:176:ARG:HG3	2.21	0.41
1:A:253:TRP:HB2	1:A:258:ALA:HB2	2.02	0.41
1:B:40:ARG:HD3	1:B:40:ARG:HA	1.95	0.41
1:C:324:ASP:OD2	1:C:351:HIS:CD2	2.69	0.41
1:A:379:ARG:NH2	3:A:5110:HOH:O	2.51	0.41
1:B:86:LEU:HA	1:B:86:LEU:HD12	1.95	0.41
1:A:145:VAL:HG13	1:A:150:PHE:CZ	2.56	0.41
1:C:328:VAL:HG22	1:C:333:GLU:CD	2.41	0.41
1:C:428:ARG:HG2	1:C:428:ARG:HH11	1.86	0.41
1:C:428:ARG:HG2	1:C:428:ARG:NH1	2.36	0.41
1:C:45:GLU:OE2	1:C:45:GLU:HA	2.21	0.41
1:D:7:LEU:HD11	1:D:37:VAL:CG1	2.51	0.41
1:B:324:ASP:OD2	1:B:351:HIS:CD2	2.71	0.40
1:B:339:LEU:HD23	1:B:372:ILE:HD12	2.02	0.40
1:B:55:THR:HB	1:B:60:ASN:OD1	2.21	0.40
1:C:200:GLU:H	1:C:200:GLU:CD	2.25	0.40
1:D:24:ASP:HB2	1:D:250:ASN:ND2	2.37	0.40
1:A:199:ASP:C	1:A:199:ASP:OD2	2.60	0.40
1:A:229:ILE:O	1:A:268:PHE:CE1	2.75	0.40
1:A:45:GLU:OE2	1:A:45:GLU:HA	2.20	0.40
1:C:13:ARG:HB3	1:C:33:SER:OG	2.21	0.40
1:B:247:VAL:CG1	1:B:273:ILE:HD13	2.51	0.40
1:D:193:GLY:HA3	1:D:219:LEU:HA	2.02	0.40
1:D:227:ASP:OD2	1:D:230:ARG:NH1	2.55	0.40
1:A:191:SER:N	1:A:192:PRO:CD	2.84	0.40
1:A:391:PHE:O	1:A:394:PRO:HD3	2.21	0.40
1:A:98:GLN:HA	1:B:56:ILE:CG2	2.52	0.40
3:A:5012:HOH:O	1:B:56:ILE:HG22	2.21	0.40
1:A:424:TYR:HA	1:A:425:PRO:HA	1.79	0.40

There are no symmetry-related clashes.

5.3 Torsion angles [i](#)

5.3.1 Protein backbone [i](#)

In the following table, the Percentiles column shows the percent Ramachandran outliers of the chain as a percentile score with respect to all X-ray entries followed by that with respect to entries

of similar resolution.

The Analysed column shows the number of residues for which the backbone conformation was analysed, and the total number of residues.

Mol	Chain	Analysed	Favoured	Allowed	Outliers	Percentiles	
1	A	419/444 (94%)	401 (96%)	17 (4%)	1 (0%)	47	55
1	B	430/444 (97%)	410 (95%)	17 (4%)	3 (1%)	22	22
1	C	433/444 (98%)	415 (96%)	16 (4%)	2 (0%)	29	31
1	D	429/444 (97%)	412 (96%)	15 (4%)	2 (0%)	29	31
All	All	1711/1776 (96%)	1638 (96%)	65 (4%)	8 (0%)	29	31

All (8) Ramachandran outliers are listed below:

Mol	Chain	Res	Type
1	D	199	ASP
1	D	387	LEU
1	A	387	LEU
1	B	387	LEU
1	C	387	LEU
1	C	22	GLY
1	B	22	GLY
1	B	431	VAL

5.3.2 Protein sidechains [i](#)

In the following table, the Percentiles column shows the percent sidechain outliers of the chain as a percentile score with respect to all X-ray entries followed by that with respect to entries of similar resolution.

The Analysed column shows the number of residues for which the sidechain conformation was analysed, and the total number of residues.

Mol	Chain	Analysed	Rotameric	Outliers	Percentiles	
1	A	333/336 (99%)	302 (91%)	31 (9%)	9	8
1	B	338/336 (101%)	304 (90%)	34 (10%)	7	6
1	C	340/336 (101%)	305 (90%)	35 (10%)	7	6
1	D	338/336 (101%)	305 (90%)	33 (10%)	8	6
All	All	1349/1344 (100%)	1216 (90%)	133 (10%)	8	6

All (133) residues with a non-rotameric sidechain are listed below:

Mol	Chain	Res	Type
1	A	13	ARG
1	A	39	LEU
1	A	52	LEU
1	A	86	LEU
1	A	93	LEU
1	A	94	THR
1	A	99	LEU
1	A	123	LEU
1	A	126	ARG
1	A	148	ILE
1	A	159	ARG
1	A	172	GLN
1	A	180	LEU
1	A	189	THR
1	A	205	LEU
1	A	217	ILE
1	A	225	VAL
1	A	298	SER
1	A	302	HIS
1	A	312	LEU
1	A	313	LEU
1	A	321	ILE
1	A	323	ILE
1	A	340	LEU
1	A	346	VAL
1	A	357	LEU
1	A	361	VAL
1	A	372	ILE
1	A	379	ARG
1	A	387	LEU
1	A	410	PHE
1	B	13	ARG
1	B	39	LEU
1	B	52	LEU
1	B	86	LEU
1	B	93	LEU
1	B	94	THR
1	B	99	LEU
1	B	123	LEU
1	B	126	ARG
1	B	144	LEU
1	B	148	ILE
1	B	159	ARG

Continued on next page...

Continued from previous page...

Mol	Chain	Res	Type
1	B	172	GLN
1	B	180	LEU
1	B	189	THR
1	B	200	GLU
1	B	205	LEU
1	B	217	ILE
1	B	225	VAL
1	B	239	ILE
1	B	247	VAL
1	B	298	SER
1	B	302	HIS
1	B	312	LEU
1	B	313	LEU
1	B	321	ILE
1	B	323	ILE
1	B	340	LEU
1	B	346	VAL
1	B	357	LEU
1	B	361	VAL
1	B	372	ILE
1	B	379	ARG
1	B	410	PHE
1	C	13	ARG
1	C	20	LEU
1	C	39	LEU
1	C	52	LEU
1	C	86	LEU
1	C	93	LEU
1	C	94	THR
1	C	99	LEU
1	C	123	LEU
1	C	126	ARG
1	C	148	ILE
1	C	159	ARG
1	C	172	GLN
1	C	180	LEU
1	C	189	THR
1	C	202	LEU
1	C	205	LEU
1	C	217	ILE
1	C	225	VAL
1	C	247	VAL

Continued on next page...

Continued from previous page...

Mol	Chain	Res	Type
1	C	298	SER
1	C	302	HIS
1	C	312	LEU
1	C	313	LEU
1	C	321	ILE
1	C	323	ILE
1	C	340	LEU
1	C	346	VAL
1	C	357	LEU
1	C	361	VAL
1	C	372	ILE
1	C	379	ARG
1	C	387	LEU
1	C	410	PHE
1	C	432	GLU
1	D	13	ARG
1	D	39	LEU
1	D	52	LEU
1	D	86	LEU
1	D	93	LEU
1	D	94	THR
1	D	99	LEU
1	D	123	LEU
1	D	126	ARG
1	D	144	LEU
1	D	148	ILE
1	D	159	ARG
1	D	172	GLN
1	D	180	LEU
1	D	189	THR
1	D	199	ASP
1	D	205	LEU
1	D	217	ILE
1	D	225	VAL
1	D	239	ILE
1	D	298	SER
1	D	302	HIS
1	D	312	LEU
1	D	313	LEU
1	D	321	ILE
1	D	323	ILE
1	D	340	LEU

Continued on next page...

Continued from previous page...

Mol	Chain	Res	Type
1	D	346	VAL
1	D	357	LEU
1	D	361	VAL
1	D	372	ILE
1	D	379	ARG
1	D	410	PHE

Sometimes sidechains can be flipped to improve hydrogen bonding and reduce clashes. All (56) such sidechains are listed below:

Mol	Chain	Res	Type
1	A	63	GLN
1	A	73	HIS
1	A	170	GLN
1	A	172	GLN
1	A	183	GLN
1	A	250	ASN
1	A	285	HIS
1	A	302	HIS
1	A	304	GLN
1	A	311	GLN
1	A	314	GLN
1	A	351	HIS
1	A	363	HIS
1	A	390	HIS
1	B	63	GLN
1	B	73	HIS
1	B	170	GLN
1	B	172	GLN
1	B	183	GLN
1	B	250	ASN
1	B	285	HIS
1	B	302	HIS
1	B	304	GLN
1	B	311	GLN
1	B	314	GLN
1	B	351	HIS
1	B	363	HIS
1	B	390	HIS
1	C	63	GLN
1	C	73	HIS
1	C	170	GLN
1	C	172	GLN

Continued on next page...

Continued from previous page...

Mol	Chain	Res	Type
1	C	183	GLN
1	C	250	ASN
1	C	285	HIS
1	C	302	HIS
1	C	304	GLN
1	C	311	GLN
1	C	314	GLN
1	C	351	HIS
1	C	363	HIS
1	C	390	HIS
1	D	63	GLN
1	D	73	HIS
1	D	170	GLN
1	D	172	GLN
1	D	183	GLN
1	D	250	ASN
1	D	285	HIS
1	D	302	HIS
1	D	304	GLN
1	D	311	GLN
1	D	314	GLN
1	D	351	HIS
1	D	363	HIS
1	D	390	HIS

5.3.3 RNA [i](#)

There are no RNA molecules in this entry.

5.4 Non-standard residues in protein, DNA, RNA chains [i](#)

There are no non-standard protein/DNA/RNA residues in this entry.

5.5 Carbohydrates [i](#)

There are no monosaccharides in this entry.

5.6 Ligand geometry [i](#)

Of 4 ligands modelled in this entry, 4 are monoatomic - leaving 0 for Mogul analysis.

There are no bond length outliers.

There are no bond angle outliers.

There are no chirality outliers.

There are no torsion outliers.

There are no ring outliers.

No monomer is involved in short contacts.

5.7 Other polymers [i](#)

There are no such residues in this entry.

5.8 Polymer linkage issues [i](#)

There are no chain breaks in this entry.

6 Fit of model and data

6.1 Protein, DNA and RNA chains

In the following table, the column labelled ‘#RSRZ > 2’ contains the number (and percentage) of RSRZ outliers, followed by percent RSRZ outliers for the chain as percentile scores relative to all X-ray entries and entries of similar resolution. The OWAB column contains the minimum, median, 95th percentile and maximum values of the occupancy-weighted average B-factor per residue. The column labelled ‘Q < 0.9’ lists the number of (and percentage) of residues with an average occupancy less than 0.9.

Mol	Chain	Analysed	<RSRZ>	#RSRZ>2	OWAB(Å ²)	Q<0.9
1	A	416/444 (93%)	0.35	23 (5%) 25 34	19, 34, 58, 80	0
1	B	423/444 (95%)	0.28	19 (4%) 33 44	15, 31, 57, 83	0
1	C	426/444 (95%)	0.36	18 (4%) 36 47	17, 36, 61, 84	0
1	D	424/444 (95%)	0.27	25 (5%) 22 31	19, 34, 56, 82	0
All	All	1689/1776 (95%)	0.31	85 (5%) 28 39	15, 33, 58, 84	0

All (85) RSRZ outliers are listed below:

Mol	Chain	Res	Type	RSRZ
1	C	46	ASP	9.9
1	C	434	LEU	7.0
1	A	46	ASP	6.6
1	B	46	ASP	5.9
1	C	20	LEU	5.9
1	A	191	SER	5.7
1	B	20	LEU	5.5
1	B	426	ASP	5.5
1	B	431	VAL	5.4
1	D	435	ALA	4.8
1	A	45	GLU	4.7
1	C	45	GLU	4.6
1	D	434	LEU	4.6
1	B	45	GLU	4.2
1	C	432	GLU	4.1
1	D	202	LEU	3.9
1	A	434	LEU	3.8
1	A	425	PRO	3.7
1	A	28	PRO	3.6
1	D	323	ILE	3.6
1	D	196	GLY	3.5

Continued on next page...

Continued from previous page...

Mol	Chain	Res	Type	RSRZ
1	A	27	ASN	3.4
1	A	29	ASP	3.3
1	C	431	VAL	3.2
1	C	44	ALA	3.2
1	C	386	HIS	3.1
1	C	47	LEU	3.1
1	B	427	GLY	3.0
1	C	357	LEU	2.9
1	A	194	TRP	2.9
1	A	234	LEU	2.8
1	C	435	ALA	2.8
1	B	357	LEU	2.7
1	D	386	HIS	2.7
1	D	237	ALA	2.7
1	C	323	ILE	2.7
1	D	230	ARG	2.7
1	A	268	PHE	2.7
1	A	328	VAL	2.7
1	A	424	TYR	2.6
1	A	426	ASP	2.6
1	A	47	LEU	2.6
1	B	47	LEU	2.6
1	C	181	ILE	2.6
1	D	235	ALA	2.5
1	D	241	PRO	2.5
1	C	178	ALA	2.5
1	B	386	HIS	2.5
1	B	326	ALA	2.4
1	A	203	VAL	2.4
1	D	2	ARG	2.4
1	A	321	ILE	2.4
1	D	321	ILE	2.4
1	A	399	HIS	2.4
1	B	18	ARG	2.4
1	A	171	PRO	2.3
1	C	21	ASP	2.3
1	D	28	PRO	2.3
1	B	323	ILE	2.3
1	C	360	LEU	2.3
1	D	242	ASP	2.3
1	B	385	ASP	2.3
1	A	323	ILE	2.3

Continued on next page...

Continued from previous page...

Mol	Chain	Res	Type	RSRZ
1	D	365	ALA	2.3
1	D	328	VAL	2.3
1	C	426	ASP	2.2
1	D	234	LEU	2.2
1	D	197	TYR	2.2
1	D	431	VAL	2.2
1	A	226	GLN	2.2
1	D	40	ARG	2.2
1	B	44	ALA	2.2
1	D	194	TRP	2.2
1	D	226	GLN	2.1
1	B	16	THR	2.1
1	A	217	ILE	2.1
1	A	398	GLN	2.1
1	B	407	VAL	2.1
1	D	436	ALA	2.1
1	B	129	ASN	2.1
1	D	224	ASN	2.1
1	C	361	VAL	2.1
1	D	361	VAL	2.1
1	B	328	VAL	2.0
1	B	429	PHE	2.0

6.2 Non-standard residues in protein, DNA, RNA chains [\(i\)](#)

There are no non-standard protein/DNA/RNA residues in this entry.

6.3 Carbohydrates [\(i\)](#)

There are no monosaccharides in this entry.

6.4 Ligands [\(i\)](#)

In the following table, the Atoms column lists the number of modelled atoms in the group and the number defined in the chemical component dictionary. The B-factors column lists the minimum, median, 95th percentile and maximum values of B factors of atoms in the group. The column labelled 'Q< 0.9' lists the number of atoms with occupancy less than 0.9.

Mol	Type	Chain	Res	Atoms	RSCC	RSR	B-factors(\AA^2)	Q<0.9
2	MG	D	6004	1/1	0.56	0.52	43,43,43,43	0

Continued on next page...

Continued from previous page...

Mol	Type	Chain	Res	Atoms	RSCC	RSR	B-factors(\AA^2)	Q<0.9
2	MG	B	6002	1/1	0.63	0.46	33,33,33,33	0
2	MG	C	6003	1/1	0.76	0.34	26,26,26,26	0
2	MG	A	6001	1/1	0.90	0.44	61,61,61,61	0

6.5 Other polymers [i](#)

There are no such residues in this entry.