



wwPDB X-ray Structure Validation Summary Report ⓘ

Jun 16, 2024 – 09:05 AM EDT

PDB ID : 4XZG
Title : Crystal structure of HIRAN domain of human HLTF
Authors : Ikegaya, Y.; Hara, K.; Hashimoto, H.
Deposited on : 2015-02-04
Resolution : 2.40 Å(reported)

This is a wwPDB X-ray Structure Validation Summary Report for a publicly released PDB entry.

We welcome your comments at validation@mail.wwpdb.org

A user guide is available at

<https://www.wwpdb.org/validation/2017/XrayValidationReportHelp>

with specific help available everywhere you see the ⓘ symbol.

The types of validation reports are described at

<http://www.wwpdb.org/validation/2017/FAQs#types>.

The following versions of software and data (see [references ⓘ](#)) were used in the production of this report:

MolProbity : 4.02b-467
Xtriage (Phenix) : 1.13
EDS : 2.37.1
Percentile statistics : 20191225.v01 (using entries in the PDB archive December 25th 2019)
Refmac : 5.8.0158
CCP4 : 7.0.044 (Gargrove)
Ideal geometry (proteins) : Engh & Huber (2001)
Ideal geometry (DNA, RNA) : Parkinson et al. (1996)
Validation Pipeline (wwPDB-VP) : 2.37.1

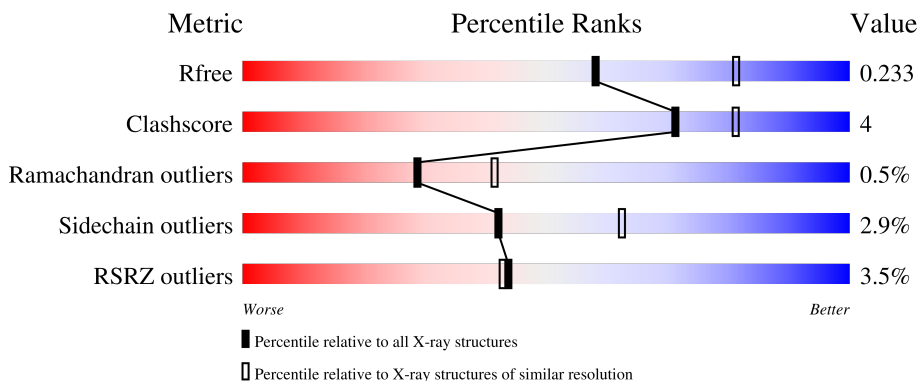
1 Overall quality at a glance i

The following experimental techniques were used to determine the structure:

X-RAY DIFFRACTION

The reported resolution of this entry is 2.40 Å.

Percentile scores (ranging between 0-100) for global validation metrics of the entry are shown in the following graphic. The table shows the number of entries on which the scores are based.



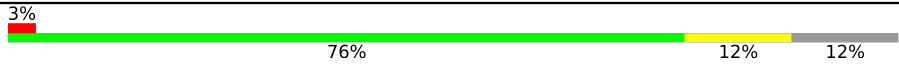

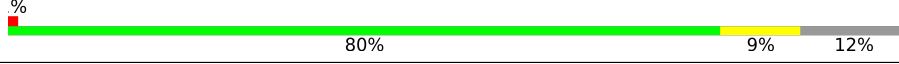

Metric	Whole archive (#Entries)	Similar resolution (#Entries, resolution range(Å))
R_{free}	130704	3907 (2.40-2.40)
Clashscore	141614	4398 (2.40-2.40)
Ramachandran outliers	138981	4318 (2.40-2.40)
Sidechain outliers	138945	4319 (2.40-2.40)
RSRZ outliers	127900	3811 (2.40-2.40)

The table below summarises the geometric issues observed across the polymeric chains and their fit to the electron density. The red, orange, yellow and green segments of the lower bar indicate the fraction of residues that contain outliers for ≥ 3 , 2, 1 and 0 types of geometric quality criteria respectively. A grey segment represents the fraction of residues that are not modelled. The numeric value for each fraction is indicated below the corresponding segment, with a dot representing fractions $\leq 5\%$. The upper red bar (where present) indicates the fraction of residues that have poor fit to the electron density. The numeric value is given above the bar.

Mol	Chain	Length	Quality of chain
1	A	138	 3% 80% 7% 12%
1	B	138	 3% 78% 9% 12%
1	C	138	 % 80% 7% • 13%
1	D	138	 3% 80% 7% • 12%
1	E	138	 4% 78% 10% 12%

Continued on next page...

Continued from previous page...

Mol	Chain	Length	Quality of chain
1	F	138	
1	G	138	
1	H	138	
1	I	138	

2 Entry composition [i](#)

There are 2 unique types of molecules in this entry. The entry contains 8853 atoms, of which 0 are hydrogens and 0 are deuteriums.

In the tables below, the ZeroOcc column contains the number of atoms modelled with zero occupancy, the AltConf column contains the number of residues with at least one atom in alternate conformation and the Trace column contains the number of residues modelled with at most 2 atoms.

- Molecule 1 is a protein called Helicase-like transcription factor.

Mol	Chain	Residues	Atoms					ZeroOcc	AltConf	Trace
			Total	C	N	O	S			
1	A	121	Total 939	C 596	N 171	O 168	S 4	0	0	0
1	B	121	Total 939	C 596	N 171	O 168	S 4	0	0	0
1	C	120	Total 928	C 587	N 170	O 167	S 4	0	0	0
1	D	121	Total 939	C 596	N 171	O 168	S 4	0	0	0
1	E	121	Total 939	C 596	N 171	O 168	S 4	0	0	0
1	F	122	Total 951	C 605	N 172	O 170	S 4	0	0	0
1	G	123	Total 959	C 611	N 173	O 171	S 4	0	0	0
1	H	122	Total 944	C 599	N 172	O 169	S 4	0	0	0
1	I	122	Total 951	C 605	N 172	O 170	S 4	0	0	0

There are 180 discrepancies between the modelled and reference sequences:

Chain	Residue	Modelled	Actual	Comment	Reference
A	37	MET	-	expression tag	UNP Q14527
A	38	ARG	-	expression tag	UNP Q14527
A	39	GLY	-	expression tag	UNP Q14527
A	40	SER	-	expression tag	UNP Q14527
A	41	HIS	-	expression tag	UNP Q14527
A	42	HIS	-	expression tag	UNP Q14527
A	43	HIS	-	expression tag	UNP Q14527
A	44	HIS	-	expression tag	UNP Q14527
A	45	HIS	-	expression tag	UNP Q14527
A	46	HIS	-	expression tag	UNP Q14527
A	47	GLY	-	expression tag	UNP Q14527

Continued on next page...

Continued from previous page...

Chain	Residue	Modelled	Actual	Comment	Reference
A	48	SER	-	expression tag	UNP Q14527
A	49	GLU	-	expression tag	UNP Q14527
A	50	ASN	-	expression tag	UNP Q14527
A	51	LEU	-	expression tag	UNP Q14527
A	52	TYR	-	expression tag	UNP Q14527
A	53	PHE	-	expression tag	UNP Q14527
A	54	GLN	-	expression tag	UNP Q14527
A	55	GLY	-	expression tag	UNP Q14527
A	56	GLY	-	expression tag	UNP Q14527
B	37	MET	-	expression tag	UNP Q14527
B	38	ARG	-	expression tag	UNP Q14527
B	39	GLY	-	expression tag	UNP Q14527
B	40	SER	-	expression tag	UNP Q14527
B	41	HIS	-	expression tag	UNP Q14527
B	42	HIS	-	expression tag	UNP Q14527
B	43	HIS	-	expression tag	UNP Q14527
B	44	HIS	-	expression tag	UNP Q14527
B	45	HIS	-	expression tag	UNP Q14527
B	46	HIS	-	expression tag	UNP Q14527
B	47	GLY	-	expression tag	UNP Q14527
B	48	SER	-	expression tag	UNP Q14527
B	49	GLU	-	expression tag	UNP Q14527
B	50	ASN	-	expression tag	UNP Q14527
B	51	LEU	-	expression tag	UNP Q14527
B	52	TYR	-	expression tag	UNP Q14527
B	53	PHE	-	expression tag	UNP Q14527
B	54	GLN	-	expression tag	UNP Q14527
B	55	GLY	-	expression tag	UNP Q14527
B	56	GLY	-	expression tag	UNP Q14527
C	37	MET	-	expression tag	UNP Q14527
C	38	ARG	-	expression tag	UNP Q14527
C	39	GLY	-	expression tag	UNP Q14527
C	40	SER	-	expression tag	UNP Q14527
C	41	HIS	-	expression tag	UNP Q14527
C	42	HIS	-	expression tag	UNP Q14527
C	43	HIS	-	expression tag	UNP Q14527
C	44	HIS	-	expression tag	UNP Q14527
C	45	HIS	-	expression tag	UNP Q14527
C	46	HIS	-	expression tag	UNP Q14527
C	47	GLY	-	expression tag	UNP Q14527
C	48	SER	-	expression tag	UNP Q14527
C	49	GLU	-	expression tag	UNP Q14527

Continued on next page...

Continued from previous page...

Chain	Residue	Modelled	Actual	Comment	Reference
C	50	ASN	-	expression tag	UNP Q14527
C	51	LEU	-	expression tag	UNP Q14527
C	52	TYR	-	expression tag	UNP Q14527
C	53	PHE	-	expression tag	UNP Q14527
C	54	GLN	-	expression tag	UNP Q14527
C	55	GLY	-	expression tag	UNP Q14527
C	56	GLY	-	expression tag	UNP Q14527
D	37	MET	-	expression tag	UNP Q14527
D	38	ARG	-	expression tag	UNP Q14527
D	39	GLY	-	expression tag	UNP Q14527
D	40	SER	-	expression tag	UNP Q14527
D	41	HIS	-	expression tag	UNP Q14527
D	42	HIS	-	expression tag	UNP Q14527
D	43	HIS	-	expression tag	UNP Q14527
D	44	HIS	-	expression tag	UNP Q14527
D	45	HIS	-	expression tag	UNP Q14527
D	46	HIS	-	expression tag	UNP Q14527
D	47	GLY	-	expression tag	UNP Q14527
D	48	SER	-	expression tag	UNP Q14527
D	49	GLU	-	expression tag	UNP Q14527
D	50	ASN	-	expression tag	UNP Q14527
D	51	LEU	-	expression tag	UNP Q14527
D	52	TYR	-	expression tag	UNP Q14527
D	53	PHE	-	expression tag	UNP Q14527
D	54	GLN	-	expression tag	UNP Q14527
D	55	GLY	-	expression tag	UNP Q14527
D	56	GLY	-	expression tag	UNP Q14527
E	37	MET	-	expression tag	UNP Q14527
E	38	ARG	-	expression tag	UNP Q14527
E	39	GLY	-	expression tag	UNP Q14527
E	40	SER	-	expression tag	UNP Q14527
E	41	HIS	-	expression tag	UNP Q14527
E	42	HIS	-	expression tag	UNP Q14527
E	43	HIS	-	expression tag	UNP Q14527
E	44	HIS	-	expression tag	UNP Q14527
E	45	HIS	-	expression tag	UNP Q14527
E	46	HIS	-	expression tag	UNP Q14527
E	47	GLY	-	expression tag	UNP Q14527
E	48	SER	-	expression tag	UNP Q14527
E	49	GLU	-	expression tag	UNP Q14527
E	50	ASN	-	expression tag	UNP Q14527
E	51	LEU	-	expression tag	UNP Q14527

Continued on next page...

Continued from previous page...

Chain	Residue	Modelled	Actual	Comment	Reference
E	52	TYR	-	expression tag	UNP Q14527
E	53	PHE	-	expression tag	UNP Q14527
E	54	GLN	-	expression tag	UNP Q14527
E	55	GLY	-	expression tag	UNP Q14527
E	56	GLY	-	expression tag	UNP Q14527
F	37	MET	-	expression tag	UNP Q14527
F	38	ARG	-	expression tag	UNP Q14527
F	39	GLY	-	expression tag	UNP Q14527
F	40	SER	-	expression tag	UNP Q14527
F	41	HIS	-	expression tag	UNP Q14527
F	42	HIS	-	expression tag	UNP Q14527
F	43	HIS	-	expression tag	UNP Q14527
F	44	HIS	-	expression tag	UNP Q14527
F	45	HIS	-	expression tag	UNP Q14527
F	46	HIS	-	expression tag	UNP Q14527
F	47	GLY	-	expression tag	UNP Q14527
F	48	SER	-	expression tag	UNP Q14527
F	49	GLU	-	expression tag	UNP Q14527
F	50	ASN	-	expression tag	UNP Q14527
F	51	LEU	-	expression tag	UNP Q14527
F	52	TYR	-	expression tag	UNP Q14527
F	53	PHE	-	expression tag	UNP Q14527
F	54	GLN	-	expression tag	UNP Q14527
F	55	GLY	-	expression tag	UNP Q14527
F	56	GLY	-	expression tag	UNP Q14527
G	37	MET	-	expression tag	UNP Q14527
G	38	ARG	-	expression tag	UNP Q14527
G	39	GLY	-	expression tag	UNP Q14527
G	40	SER	-	expression tag	UNP Q14527
G	41	HIS	-	expression tag	UNP Q14527
G	42	HIS	-	expression tag	UNP Q14527
G	43	HIS	-	expression tag	UNP Q14527
G	44	HIS	-	expression tag	UNP Q14527
G	45	HIS	-	expression tag	UNP Q14527
G	46	HIS	-	expression tag	UNP Q14527
G	47	GLY	-	expression tag	UNP Q14527
G	48	SER	-	expression tag	UNP Q14527
G	49	GLU	-	expression tag	UNP Q14527
G	50	ASN	-	expression tag	UNP Q14527
G	51	LEU	-	expression tag	UNP Q14527
G	52	TYR	-	expression tag	UNP Q14527
G	53	PHE	-	expression tag	UNP Q14527

Continued on next page...

Continued from previous page...

Chain	Residue	Modelled	Actual	Comment	Reference
G	54	GLN	-	expression tag	UNP Q14527
G	55	GLY	-	expression tag	UNP Q14527
G	56	GLY	-	expression tag	UNP Q14527
H	37	MET	-	expression tag	UNP Q14527
H	38	ARG	-	expression tag	UNP Q14527
H	39	GLY	-	expression tag	UNP Q14527
H	40	SER	-	expression tag	UNP Q14527
H	41	HIS	-	expression tag	UNP Q14527
H	42	HIS	-	expression tag	UNP Q14527
H	43	HIS	-	expression tag	UNP Q14527
H	44	HIS	-	expression tag	UNP Q14527
H	45	HIS	-	expression tag	UNP Q14527
H	46	HIS	-	expression tag	UNP Q14527
H	47	GLY	-	expression tag	UNP Q14527
H	48	SER	-	expression tag	UNP Q14527
H	49	GLU	-	expression tag	UNP Q14527
H	50	ASN	-	expression tag	UNP Q14527
H	51	LEU	-	expression tag	UNP Q14527
H	52	TYR	-	expression tag	UNP Q14527
H	53	PHE	-	expression tag	UNP Q14527
H	54	GLN	-	expression tag	UNP Q14527
H	55	GLY	-	expression tag	UNP Q14527
H	56	GLY	-	expression tag	UNP Q14527
I	37	MET	-	expression tag	UNP Q14527
I	38	ARG	-	expression tag	UNP Q14527
I	39	GLY	-	expression tag	UNP Q14527
I	40	SER	-	expression tag	UNP Q14527
I	41	HIS	-	expression tag	UNP Q14527
I	42	HIS	-	expression tag	UNP Q14527
I	43	HIS	-	expression tag	UNP Q14527
I	44	HIS	-	expression tag	UNP Q14527
I	45	HIS	-	expression tag	UNP Q14527
I	46	HIS	-	expression tag	UNP Q14527
I	47	GLY	-	expression tag	UNP Q14527
I	48	SER	-	expression tag	UNP Q14527
I	49	GLU	-	expression tag	UNP Q14527
I	50	ASN	-	expression tag	UNP Q14527
I	51	LEU	-	expression tag	UNP Q14527
I	52	TYR	-	expression tag	UNP Q14527
I	53	PHE	-	expression tag	UNP Q14527
I	54	GLN	-	expression tag	UNP Q14527
I	55	GLY	-	expression tag	UNP Q14527

Continued on next page...

Continued from previous page...

Chain	Residue	Modelled	Actual	Comment	Reference
I	56	GLY	-	expression tag	UNP Q14527

- Molecule 2 is water.

Mol	Chain	Residues	Atoms	ZeroOcc	AltConf
2	A	48	Total O 48 48	0	0
2	B	58	Total O 58 58	0	0
2	C	45	Total O 45 45	0	0
2	D	30	Total O 30 30	0	0
2	E	27	Total O 27 27	0	0
2	F	47	Total O 47 47	0	0
2	G	45	Total O 45 45	0	0
2	H	49	Total O 49 49	0	0
2	I	15	Total O 15 15	0	0

4 Data and refinement statistics

Property	Value	Source
Space group	P 41 21 2	Depositor
Cell constants a, b, c, α , β , γ	129.44Å 129.44Å 143.97Å 90.00° 90.00° 90.00°	Depositor
Resolution (Å)	20.00 – 2.40 19.99 – 2.40	Depositor EDS
% Data completeness (in resolution range)	99.5 (20.00-2.40) 99.8 (19.99-2.40)	Depositor EDS
R_{merge}	(Not available)	Depositor
R_{sym}	(Not available)	Depositor
$\langle I/\sigma(I) \rangle$ ¹	3.79 (at 2.41Å)	Xtrriage
Refinement program	REFMAC 5.8.0107	Depositor
R, R_{free}	0.214 , 0.231 0.215 , 0.233	Depositor DCC
R_{free} test set	2430 reflections (5.04%)	wwPDB-VP
Wilson B-factor (Å ²)	42.1	Xtrriage
Anisotropy	0.155	Xtrriage
Bulk solvent k_{sol} (e/Å ³), B_{sol} (Å ²)	0.32 , 36.9	EDS
L-test for twinning ²	$\langle L \rangle = 0.50$, $\langle L^2 \rangle = 0.34$	Xtrriage
Estimated twinning fraction	No twinning to report.	Xtrriage
F_o, F_c correlation	0.95	EDS
Total number of atoms	8853	wwPDB-VP
Average B, all atoms (Å ²)	48.0	wwPDB-VP

Xtrriage's analysis on translational NCS is as follows: *The analyses of the Patterson function reveals a significant off-origin peak that is 34.50 % of the origin peak, indicating pseudo-translational symmetry. The chance of finding a peak of this or larger height randomly in a structure without pseudo-translational symmetry is equal to 6.7538e-04. The detected translational NCS is most likely also responsible for the elevated intensity ratio.*

¹Intensities estimated from amplitudes.

²Theoretical values of $\langle |L| \rangle$, $\langle L^2 \rangle$ for acentric reflections are 0.5, 0.333 respectively for untwinned datasets, and 0.375, 0.2 for perfectly twinned datasets.

5 Model quality [i](#)

5.1 Standard geometry [i](#)

The Z score for a bond length (or angle) is the number of standard deviations the observed value is removed from the expected value. A bond length (or angle) with $|Z| > 5$ is considered an outlier worth inspection. RMSZ is the root-mean-square of all Z scores of the bond lengths (or angles).

Mol	Chain	Bond lengths		Bond angles	
		RMSZ	# Z >5	RMSZ	# Z >5
1	A	0.75	0/959	0.87	1/1293 (0.1%)
1	B	0.75	0/959	0.81	0/1293
1	C	0.71	0/947	0.83	0/1277
1	D	0.71	0/959	0.83	1/1293 (0.1%)
1	E	0.68	0/959	0.77	0/1293
1	F	0.70	0/972	0.81	1/1311 (0.1%)
1	G	0.66	0/980	0.84	1/1322 (0.1%)
1	H	0.71	0/964	0.81	0/1300
1	I	0.65	0/972	0.75	0/1311
All	All	0.70	0/8671	0.81	4/11693 (0.0%)

There are no bond length outliers.

All (4) bond angle outliers are listed below:

Mol	Chain	Res	Type	Atoms	Z	Observed($^{\circ}$)	Ideal($^{\circ}$)
1	F	87	ARG	NE-CZ-NH2	-7.34	116.63	120.30
1	A	87	ARG	NE-CZ-NH2	-6.23	117.19	120.30
1	D	87	ARG	NE-CZ-NH2	-5.90	117.35	120.30
1	G	87	ARG	NE-CZ-NH1	5.56	123.08	120.30

There are no chirality outliers.

There are no planarity outliers.

5.2 Too-close contacts [i](#)

In the following table, the Non-H and H(model) columns list the number of non-hydrogen atoms and hydrogen atoms in the chain respectively. The H(added) column lists the number of hydrogen atoms added and optimized by MolProbity. The Clashes column lists the number of clashes within the asymmetric unit, whereas Symm-Clashes lists symmetry-related clashes.

Mol	Chain	Non-H	H(model)	H(added)	Clashes	Symm-Clashes
1	A	939	0	935	6	0
1	B	939	0	935	7	0
1	C	928	0	926	7	0
1	D	939	0	935	5	0
1	E	939	0	935	5	0
1	F	951	0	944	7	0
1	G	959	0	955	12	0
1	H	944	0	940	6	0
1	I	951	0	944	11	0
2	A	48	0	0	0	0
2	B	58	0	0	2	0
2	C	45	0	0	1	0
2	D	30	0	0	1	0
2	E	27	0	0	0	0
2	F	47	0	0	1	0
2	G	45	0	0	3	0
2	H	49	0	0	0	0
2	I	15	0	0	0	0
All	All	8853	0	8449	60	0

The all-atom clashscore is defined as the number of clashes found per 1000 atoms (including hydrogen atoms). The all-atom clashscore for this structure is 4.

The worst 5 of 60 close contacts within the same asymmetric unit are listed below, sorted by their clash magnitude.

Atom-1	Atom-2	Interatomic distance (Å)	Clash overlap (Å)
1:G:64:ARG:HG2	1:G:64:ARG:HH11	1.42	0.83
1:B:77:VAL:HG13	1:B:138:ALA:HB1	1.66	0.77
1:C:71:ARG:NH1	1:H:80:ASN:HD22	1.83	0.77
1:A:91:ASN:HA	1:G:72:TYR:OH	1.86	0.74
1:E:78:ASN:O	1:E:81:GLU:HB2	1.89	0.72

There are no symmetry-related clashes.

5.3 Torsion angles [i](#)

5.3.1 Protein backbone [i](#)

In the following table, the Percentiles column shows the percent Ramachandran outliers of the chain as a percentile score with respect to all X-ray entries followed by that with respect to entries of similar resolution.

The Analysed column shows the number of residues for which the backbone conformation was analysed, and the total number of residues.

Mol	Chain	Analysed	Favoured	Allowed	Outliers	Percentiles	
1	A	119/138 (86%)	114 (96%)	5 (4%)	0	100	100
1	B	119/138 (86%)	115 (97%)	3 (2%)	1 (1%)	19	29
1	C	118/138 (86%)	116 (98%)	2 (2%)	0	100	100
1	D	119/138 (86%)	116 (98%)	3 (2%)	0	100	100
1	E	119/138 (86%)	111 (93%)	6 (5%)	2 (2%)	9	11
1	F	120/138 (87%)	116 (97%)	3 (2%)	1 (1%)	19	29
1	G	121/138 (88%)	118 (98%)	3 (2%)	0	100	100
1	H	120/138 (87%)	118 (98%)	2 (2%)	0	100	100
1	I	120/138 (87%)	111 (92%)	8 (7%)	1 (1%)	19	29
All	All	1075/1242 (87%)	1035 (96%)	35 (3%)	5 (0%)	29	41

All (5) Ramachandran outliers are listed below:

Mol	Chain	Res	Type
1	E	138	ALA
1	I	138	ALA
1	E	72	TYR
1	B	135	PRO
1	F	53	PHE

5.3.2 Protein sidechains [i](#)

In the following table, the Percentiles column shows the percent sidechain outliers of the chain as a percentile score with respect to all X-ray entries followed by that with respect to entries of similar resolution.

The Analysed column shows the number of residues for which the sidechain conformation was analysed, and the total number of residues.

Mol	Chain	Analysed	Rotameric	Outliers	Percentiles	
1	A	98/112 (88%)	98 (100%)	0	100	100
1	B	98/112 (88%)	96 (98%)	2 (2%)	55	74
1	C	97/112 (87%)	95 (98%)	2 (2%)	53	72
1	D	98/112 (88%)	95 (97%)	3 (3%)	40	60
1	E	98/112 (88%)	93 (95%)	5 (5%)	24	39

Continued on next page...

Continued from previous page...

Mol	Chain	Analysed	Rotameric	Outliers	Percentiles	
1	F	99/112 (88%)	96 (97%)	3 (3%)	41	61
1	G	100/112 (89%)	97 (97%)	3 (3%)	41	61
1	H	98/112 (88%)	94 (96%)	4 (4%)	30	48
1	I	99/112 (88%)	95 (96%)	4 (4%)	31	49
All	All	885/1008 (88%)	859 (97%)	26 (3%)	42	62

5 of 26 residues with a non-rotameric sidechain are listed below:

Mol	Chain	Res	Type
1	F	129	GLN
1	G	166	LYS
1	I	113	LYS
1	G	64	ARG
1	H	54	GLN

Sometimes sidechains can be flipped to improve hydrogen bonding and reduce clashes. 5 of 8 such sidechains are listed below:

Mol	Chain	Res	Type
1	H	80	ASN
1	F	147	HIS
1	E	104	ASN
1	E	79	ASN
1	F	104	ASN

5.3.3 RNA [i](#)

There are no RNA molecules in this entry.

5.4 Non-standard residues in protein, DNA, RNA chains [i](#)

There are no non-standard protein/DNA/RNA residues in this entry.

5.5 Carbohydrates [i](#)

There are no monosaccharides in this entry.

5.6 Ligand geometry [i](#)

There are no ligands in this entry.

5.7 Other polymers [i](#)

There are no such residues in this entry.

5.8 Polymer linkage issues [i](#)

There are no chain breaks in this entry.

6 Fit of model and data [i](#)

6.1 Protein, DNA and RNA chains [i](#)

In the following table, the column labelled ‘#RSRZ > 2’ contains the number (and percentage) of RSRZ outliers, followed by percent RSRZ outliers for the chain as percentile scores relative to all X-ray entries and entries of similar resolution. The OWAB column contains the minimum, median, 95th percentile and maximum values of the occupancy-weighted average B-factor per residue. The column labelled ‘Q < 0.9’ lists the number of (and percentage) of residues with an average occupancy less than 0.9.

Mol	Chain	Analysed	<RSRZ>	#RSRZ>2	OWAB(Å ²)	Q<0.9
1	A	121/138 (87%)	-0.18	4 (3%) 46 45	24, 39, 71, 102	0
1	B	121/138 (87%)	-0.03	4 (3%) 46 45	26, 39, 74, 128	0
1	C	120/138 (86%)	-0.28	1 (0%) 86 84	26, 40, 64, 85	0
1	D	121/138 (87%)	-0.02	4 (3%) 46 45	27, 47, 83, 143	0
1	E	121/138 (87%)	0.03	6 (4%) 28 27	29, 51, 90, 106	0
1	F	122/138 (88%)	-0.12	4 (3%) 46 45	22, 41, 77, 98	0
1	G	123/138 (89%)	-0.07	5 (4%) 37 36	29, 46, 73, 98	0
1	H	122/138 (88%)	-0.16	1 (0%) 86 84	24, 40, 69, 94	0
1	I	122/138 (88%)	0.24	9 (7%) 14 13	27, 54, 98, 117	0
All	All	1093/1242 (88%)	-0.06	38 (3%) 44 43	22, 44, 83, 143	0

The worst 5 of 38 RSRZ outliers are listed below:

Mol	Chain	Res	Type	RSRZ
1	D	93	TYR	6.5
1	I	139	ASN	4.9
1	B	53	PHE	4.6
1	D	53	PHE	3.7
1	G	52	TYR	3.7

6.2 Non-standard residues in protein, DNA, RNA chains [i](#)

There are no non-standard protein/DNA/RNA residues in this entry.

6.3 Carbohydrates [i](#)

There are no monosaccharides in this entry.

6.4 Ligands

There are no ligands in this entry.

6.5 Other polymers

There are no such residues in this entry.