



Full wwPDB X-ray Structure Validation Report ⓘ

May 29, 2020 – 01:41 am BST

PDB ID : 2XQ5
Title : Pentameric ligand gated ion channel GLIC in complex with tetraethylarsonium (TEAs)
Authors : Hilf, R.J.C.; Bertozzi, C.; Zimmermann, I.; Reiter, A.; Trauner, D.; Dutzler, R.
Deposited on : 2010-09-01
Resolution : 3.50 Å(reported)

This is a Full wwPDB X-ray Structure Validation Report for a publicly released PDB entry.

We welcome your comments at validation@mail.wwpdb.org

A user guide is available at

<https://www.wwpdb.org/validation/2017/XrayValidationReportHelp>

with specific help available everywhere you see the ⓘ symbol.

The following versions of software and data (see [references ⓘ](#)) were used in the production of this report:

MolProbity : 4.02b-467
Xtriage (Phenix) : 1.13
EDS : 2.11
Percentile statistics : 20191225.v01 (using entries in the PDB archive December 25th 2019)
Refmac : 5.8.0158
CCP4 : 7.0.044 (Gargrove)
Ideal geometry (proteins) : Engh & Huber (2001)
Ideal geometry (DNA, RNA) : Parkinson et al. (1996)
Validation Pipeline (wwPDB-VP) : 2.11

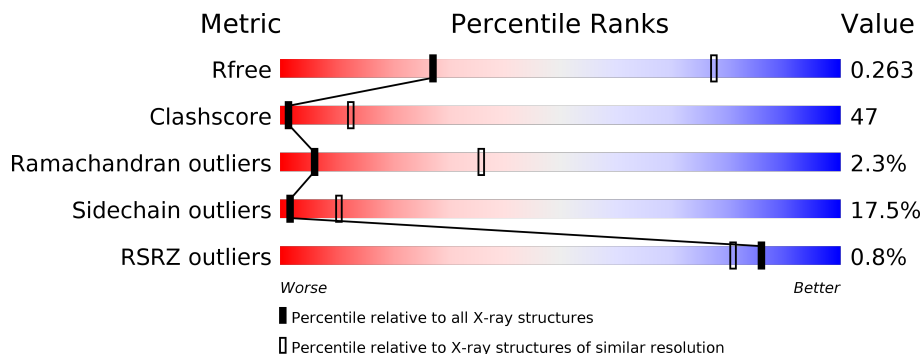
1 Overall quality at a glance i

The following experimental techniques were used to determine the structure:

X-RAY DIFFRACTION

The reported resolution of this entry is 3.50 Å.

Percentile scores (ranging between 0-100) for global validation metrics of the entry are shown in the following graphic. The table shows the number of entries on which the scores are based.



Metric	Whole archive (#Entries)	Similar resolution (#Entries, resolution range(Å))
R_{free}	130704	1659 (3.60-3.40)
Clashscore	141614	1036 (3.58-3.42)
Ramachandran outliers	138981	1005 (3.58-3.42)
Sidechain outliers	138945	1006 (3.58-3.42)
RSRZ outliers	127900	1559 (3.60-3.40)

The table below summarises the geometric issues observed across the polymeric chains and their fit to the electron density. The red, orange, yellow and green segments on the lower bar indicate the fraction of residues that contain outliers for ≥ 3 , 2, 1 and 0 types of geometric quality criteria respectively. A grey segment represents the fraction of residues that are not modelled. The numeric value for each fraction is indicated below the corresponding segment, with a dot representing fractions $\leq 5\%$. The upper red bar (where present) indicates the fraction of residues that have poor fit to the electron density. The numeric value is given above the bar.

Mol	Chain	Length	Quality of chain
1	A	317	<div style="display: flex; align-items: center;"> <div style="width: 10px; height: 10px; background-color: red; margin-right: 5px;"></div> <div style="flex-grow: 1; position: relative;"> <div style="position: absolute; top: -10px; left: 0; width: 100%; text-align: left;">%</div> <div style="position: absolute; top: 0; left: 0; width: 31%; height: 10px; background-color: green;"></div> <div style="position: absolute; top: 0; left: 31%; width: 21%; height: 10px; background-color: yellow;"></div> <div style="position: absolute; top: 0; left: 52%; width: 12%; height: 10px; background-color: orange;"></div> <div style="position: absolute; top: 0; left: 64%; width: 12%; height: 10px; background-color: grey;"></div> <div style="position: absolute; top: 0; left: 76%; width: 12%; height: 10px; background-color: grey;"></div> </div> </div> <div style="display: flex; justify-content: space-around; margin-top: 5px;"> 31% 54% 12% • </div>
1	B	317	<div style="display: flex; align-items: center;"> <div style="width: 10px; height: 10px; background-color: red; margin-right: 5px;"></div> <div style="flex-grow: 1; position: relative;"> <div style="position: absolute; top: -10px; left: 0; width: 100%; text-align: left;">%</div> <div style="position: absolute; top: 0; left: 0; width: 32%; height: 10px; background-color: green;"></div> <div style="position: absolute; top: 0; left: 32%; width: 21%; height: 10px; background-color: yellow;"></div> <div style="position: absolute; top: 0; left: 53%; width: 12%; height: 10px; background-color: orange;"></div> <div style="position: absolute; top: 0; left: 65%; width: 12%; height: 10px; background-color: grey;"></div> <div style="position: absolute; top: 0; left: 77%; width: 12%; height: 10px; background-color: grey;"></div> </div> </div> <div style="display: flex; justify-content: space-around; margin-top: 5px;"> 32% 53% 12% •• </div>
1	C	317	<div style="display: flex; align-items: center;"> <div style="width: 10px; height: 10px; background-color: red; margin-right: 5px;"></div> <div style="flex-grow: 1; position: relative;"> <div style="position: absolute; top: -10px; left: 0; width: 100%; text-align: left;">%</div> <div style="position: absolute; top: 0; left: 0; width: 35%; height: 10px; background-color: green;"></div> <div style="position: absolute; top: 0; left: 35%; width: 16%; height: 10px; background-color: yellow;"></div> <div style="position: absolute; top: 0; left: 51%; width: 12%; height: 10px; background-color: orange;"></div> <div style="position: absolute; top: 0; left: 63%; width: 12%; height: 10px; background-color: grey;"></div> </div> </div> <div style="display: flex; justify-content: space-around; margin-top: 5px;"> 35% 51% 12% • </div>
1	D	317	<div style="display: flex; align-items: center;"> <div style="width: 10px; height: 10px; background-color: red; margin-right: 5px;"></div> <div style="flex-grow: 1; position: relative;"> <div style="position: absolute; top: -10px; left: 0; width: 100%; text-align: left;">%</div> <div style="position: absolute; top: 0; left: 0; width: 32%; height: 10px; background-color: green;"></div> <div style="position: absolute; top: 0; left: 32%; width: 21%; height: 10px; background-color: yellow;"></div> <div style="position: absolute; top: 0; left: 53%; width: 13%; height: 10px; background-color: orange;"></div> <div style="position: absolute; top: 0; left: 66%; width: 12%; height: 10px; background-color: grey;"></div> </div> </div> <div style="display: flex; justify-content: space-around; margin-top: 5px;"> 32% 53% 13% • </div>
1	E	317	<div style="display: flex; align-items: center;"> <div style="width: 10px; height: 10px; background-color: red; margin-right: 5px;"></div> <div style="flex-grow: 1; position: relative;"> <div style="position: absolute; top: -10px; left: 0; width: 100%; text-align: left;">%</div> <div style="position: absolute; top: 0; left: 0; width: 34%; height: 10px; background-color: green;"></div> <div style="position: absolute; top: 0; left: 34%; width: 18%; height: 10px; background-color: yellow;"></div> <div style="position: absolute; top: 0; left: 52%; width: 11%; height: 10px; background-color: orange;"></div> <div style="position: absolute; top: 0; left: 63%; width: 12%; height: 10px; background-color: grey;"></div> </div> </div> <div style="display: flex; justify-content: space-around; margin-top: 5px;"> 34% 52% 11% • </div>

2 Entry composition [i](#)

There are 2 unique types of molecules in this entry. The entry contains 12606 atoms, of which 0 are hydrogens and 0 are deuteriums.

In the tables below, the ZeroOcc column contains the number of atoms modelled with zero occupancy, the AltConf column contains the number of residues with at least one atom in alternate conformation and the Trace column contains the number of residues modelled with at most 2 atoms.

- Molecule 1 is a protein called GLR4197 PROTEIN.

Mol	Chain	Residues	Atoms					ZeroOcc	AltConf	Trace
			Total	C	N	O	S			
1	A	310	2521	1662	403	452	4	0	0	0
1	B	310	2521	1662	403	452	4	0	0	0
1	C	310	2521	1662	403	452	4	0	0	0
1	D	310	2521	1662	403	452	4	0	0	0
1	E	310	2521	1662	403	452	4	0	0	0

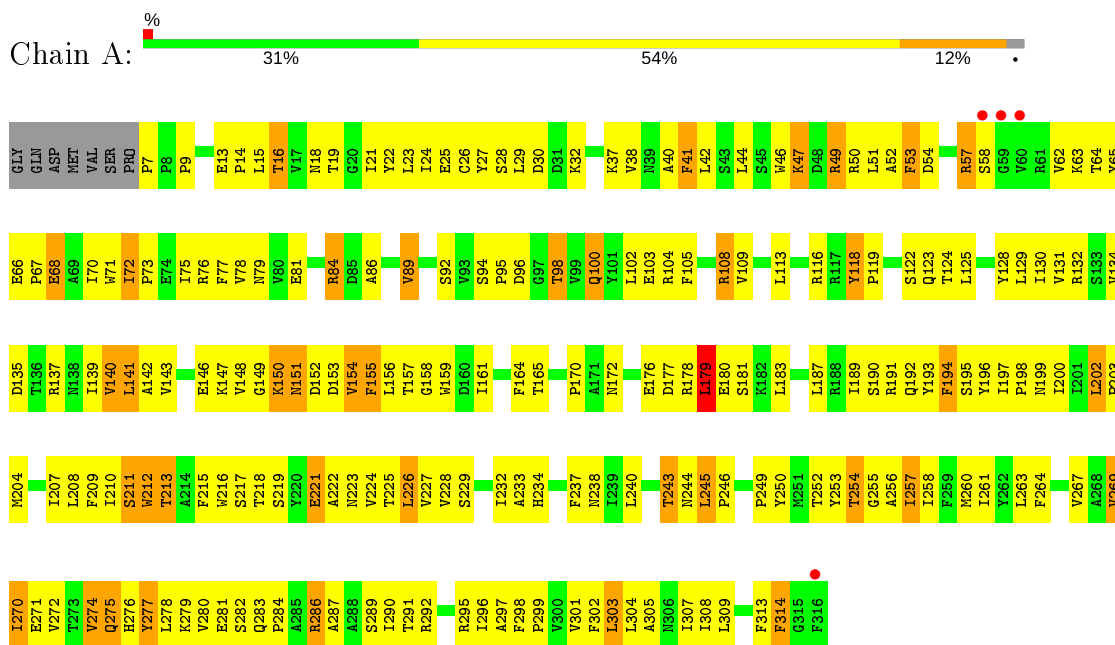
- Molecule 2 is ARSENIC (three-letter code: ARS) (formula: As).

Mol	Chain	Residues	Atoms		ZeroOcc	AltConf
2	C	1	Total	As	0	0
			1	1		

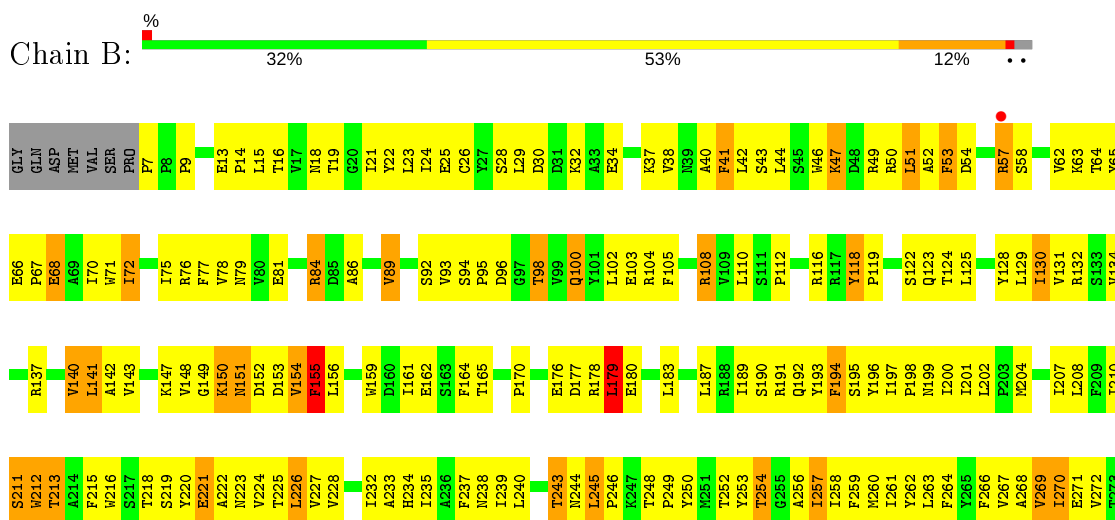
3 Residue-property plots

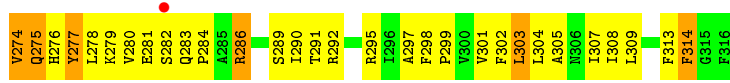
These plots are drawn for all protein, RNA and DNA chains in the entry. The first graphic for a chain summarises the proportions of the various outlier classes displayed in the second graphic. The second graphic shows the sequence view annotated by issues in geometry and electron density. Residues are color-coded according to the number of geometric quality criteria for which they contain at least one outlier: green = 0, yellow = 1, orange = 2 and red = 3 or more. A red dot above a residue indicates a poor fit to the electron density ($RSRZ > 2$). Stretches of 2 or more consecutive residues without any outlier are shown as a green connector. Residues present in the sample, but not in the model, are shown in grey.

• Molecule 1: GLR4197 PROTEIN

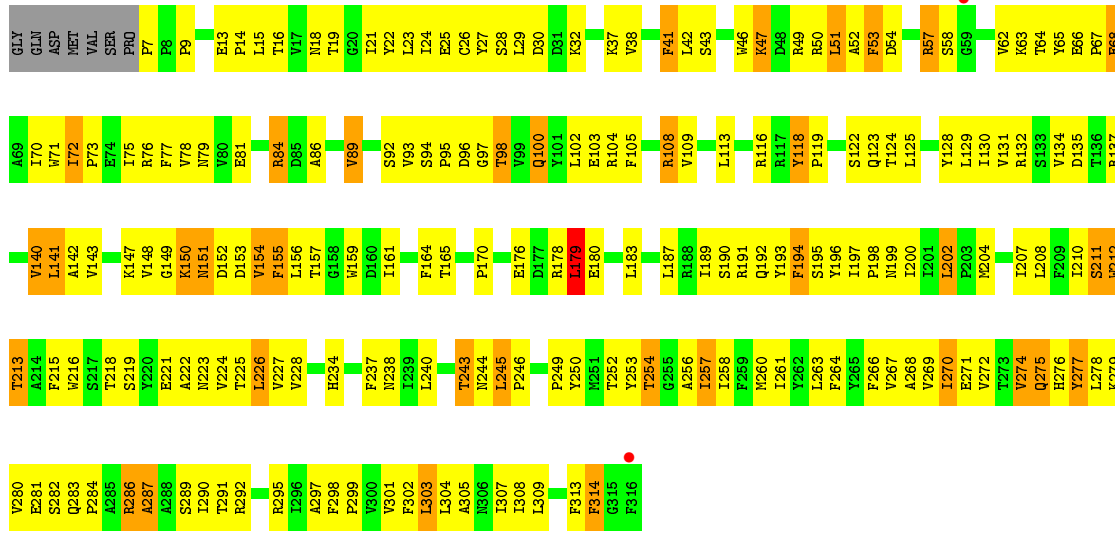


• Molecule 1: GLR4197 PROTEIN

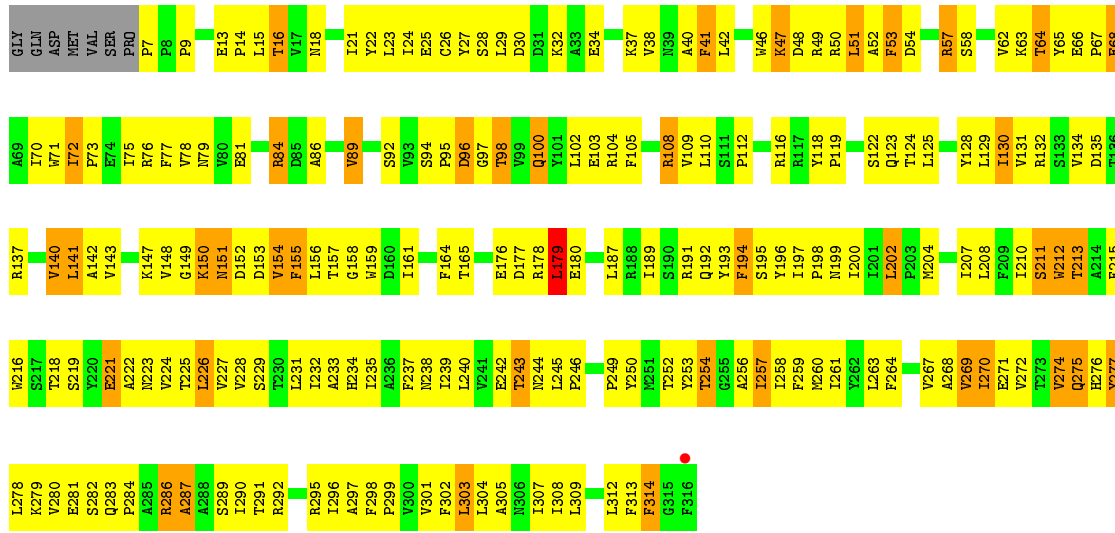




• Molecule 1: GLR4197 PROTEIN

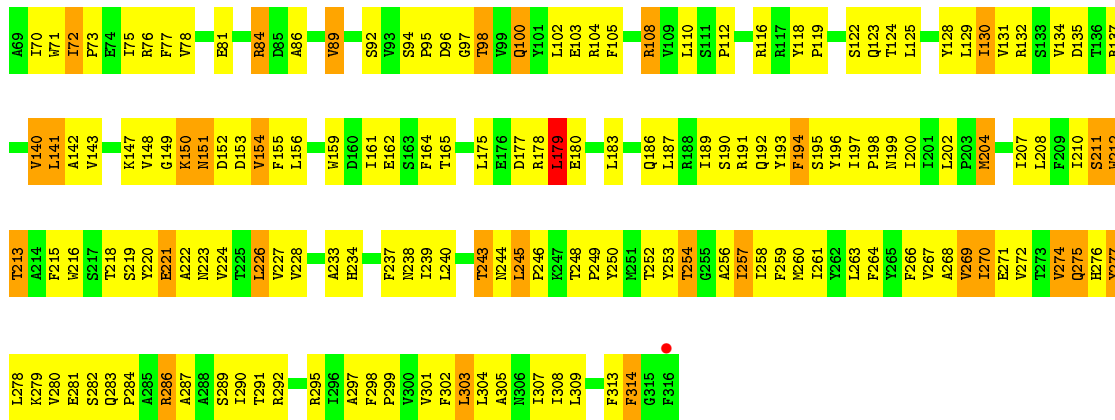


• Molecule 1: GLR4197 PROTEIN



• Molecule 1: GLR4197 PROTEIN





4 Data and refinement statistics

Property	Value	Source
Space group	C 1 2 1	Depositor
Cell constants a, b, c, α , β , γ	183.31Å 128.31Å 164.37Å 90.00° 104.04° 90.00°	Depositor
Resolution (Å)	40.20 – 3.50 40.20 – 3.38	Depositor EDS
% Data completeness (in resolution range)	97.7 (40.20-3.50) 95.6 (40.20-3.38)	Depositor EDS
R_{merge}	0.08	Depositor
R_{sym}	(Not available)	Depositor
$\langle I/\sigma(I) \rangle$ ¹	2.86 (at 3.40Å)	Xtrriage
Refinement program	PHENIX (PHENIX.REFINE)	Depositor
R, R_{free}	0.249 , 0.266 0.247 , 0.263	Depositor DCC
R_{free} test set	2591 reflections (5.04%)	wwPDB-VP
Wilson B-factor (Å ²)	98.3	Xtrriage
Anisotropy	0.282	Xtrriage
Bulk solvent k_{sol} (e/Å ³), B_{sol} (Å ²)	0.28 , 82.5	EDS
L-test for twinning ²	$\langle L \rangle = 0.45$, $\langle L^2 \rangle = 0.28$	Xtrriage
Estimated twinning fraction	No twinning to report.	Xtrriage
F_o, F_c correlation	0.88	EDS
Total number of atoms	12606	wwPDB-VP
Average B, all atoms (Å ²)	111.0	wwPDB-VP

Xtrriage's analysis on translational NCS is as follows: *The largest off-origin peak in the Patterson function is 3.57% of the height of the origin peak. No significant pseudotranslation is detected.*

¹Intensities estimated from amplitudes.

²Theoretical values of $\langle |L| \rangle$, $\langle L^2 \rangle$ for acentric reflections are 0.5, 0.333 respectively for untwinned datasets, and 0.375, 0.2 for perfectly twinned datasets.

5 Model quality [i](#)

5.1 Standard geometry [i](#)

Bond lengths and bond angles in the following residue types are not validated in this section: ARS

The Z score for a bond length (or angle) is the number of standard deviations the observed value is removed from the expected value. A bond length (or angle) with $|Z| > 5$ is considered an outlier worth inspection. RMSZ is the root-mean-square of all Z scores of the bond lengths (or angles).

Mol	Chain	Bond lengths		Bond angles	
		RMSZ	# Z >5	RMSZ	# Z >5
1	A	0.49	0/2589	0.69	3/3535 (0.1%)
1	B	0.48	0/2589	0.70	2/3535 (0.1%)
1	C	0.48	0/2589	0.69	3/3535 (0.1%)
1	D	0.50	0/2589	0.70	3/3535 (0.1%)
1	E	0.49	0/2589	0.70	3/3535 (0.1%)
All	All	0.49	0/12945	0.70	14/17675 (0.1%)

There are no bond length outliers.

All (14) bond angle outliers are listed below:

Mol	Chain	Res	Type	Atoms	Z	Observed(°)	Ideal(°)
1	C	179	LEU	CA-CB-CG	5.68	128.37	115.30
1	A	179	LEU	CA-CB-CG	5.68	128.36	115.30
1	D	179	LEU	CA-CB-CG	5.67	128.35	115.30
1	E	179	LEU	CA-CB-CG	5.67	128.34	115.30
1	B	179	LEU	CA-CB-CG	5.66	128.32	115.30
1	C	135	ASP	N-CA-CB	-5.43	100.82	110.60
1	E	134	VAL	CB-CA-C	5.31	121.49	111.40
1	D	134	VAL	CB-CA-C	5.29	121.46	111.40
1	B	134	VAL	CB-CA-C	5.29	121.45	111.40
1	A	134	VAL	CB-CA-C	5.27	121.42	111.40
1	C	134	VAL	CB-CA-C	5.17	121.23	111.40
1	E	135	ASP	N-CA-CB	-5.15	101.33	110.60
1	A	135	ASP	N-CA-CB	-5.10	101.42	110.60
1	D	135	ASP	N-CA-CB	-5.05	101.50	110.60

There are no chirality outliers.

There are no planarity outliers.

5.2 Too-close contacts [\(i\)](#)

In the following table, the Non-H and H(model) columns list the number of non-hydrogen atoms and hydrogen atoms in the chain respectively. The H(added) column lists the number of hydrogen atoms added and optimized by MolProbity. The Clashes column lists the number of clashes within the asymmetric unit, whereas Symm-Clashes lists symmetry related clashes.

Mol	Chain	Non-H	H(model)	H(added)	Clashes	Symm-Clashes
1	A	2521	0	2537	278	0
1	B	2521	0	2537	267	0
1	C	2521	0	2537	235	0
1	D	2521	0	2537	270	0
1	E	2521	0	2537	243	0
2	C	1	0	0	0	0
All	All	12606	0	12685	1177	0

The all-atom clashscore is defined as the number of clashes found per 1000 atoms (including hydrogen atoms). The all-atom clashscore for this structure is 47.

All (1177) close contacts within the same asymmetric unit are listed below, sorted by their clash magnitude.

Atom-1	Atom-2	Interatomic distance (Å)	Clash overlap (Å)
1:A:226:LEU:HD23	1:B:224:VAL:HB	1.33	1.06
1:D:155:PHE:CE1	1:E:112:PRO:HB3	1.92	1.03
1:A:155:PHE:CE1	1:B:112:PRO:HB3	1.94	1.01
1:A:222:ALA:HB2	1:B:221:GLU:HA	1.42	1.01
1:A:27:TYR:HB3	1:B:110:LEU:HD11	1.42	0.99
1:D:210:ILE:HG23	1:E:269:VAL:HG11	1.44	0.97
1:A:155:PHE:CZ	1:B:112:PRO:HB3	1.98	0.97
1:D:76:ARG:NH2	1:D:130:ILE:HD12	1.81	0.95
1:B:89:VAL:HG11	1:B:102:LEU:HD23	1.48	0.95
1:A:76:ARG:NH2	1:A:130:ILE:HD12	1.82	0.95
1:B:76:ARG:NH2	1:B:130:ILE:HD12	1.81	0.95
1:D:89:VAL:HG11	1:D:102:LEU:HD23	1.50	0.94
1:C:78:VAL:HG22	1:C:130:ILE:HG12	1.50	0.93
1:E:76:ARG:NH2	1:E:130:ILE:HD12	1.84	0.93
1:E:89:VAL:HG11	1:E:102:LEU:HD23	1.50	0.92
1:B:78:VAL:HG22	1:B:130:ILE:HG12	1.51	0.92
1:C:22:TYR:HA	1:C:149:GLY:HA3	1.51	0.92
1:A:27:TYR:CB	1:B:110:LEU:HD11	1.99	0.91
1:C:22:TYR:HA	1:C:149:GLY:CA	2.02	0.90
1:A:89:VAL:HG11	1:A:102:LEU:HD23	1.53	0.90
1:D:78:VAL:HG22	1:D:130:ILE:HG12	1.52	0.90

Continued on next page...

Continued from previous page...

Atom-1	Atom-2	Interatomic distance (Å)	Clash overlap (Å)
1:B:76:ARG:HH22	1:B:130:ILE:HD12	1.33	0.90
1:E:78:VAL:HG22	1:E:130:ILE:HG12	1.50	0.90
1:A:78:VAL:HG22	1:A:130:ILE:HG12	1.52	0.90
1:C:76:ARG:NH2	1:C:130:ILE:HD12	1.86	0.90
1:D:76:ARG:HH22	1:D:130:ILE:HD12	1.37	0.89
1:C:27:TYR:HB3	1:D:110:LEU:HD11	1.55	0.88
1:D:22:TYR:HA	1:D:149:GLY:HA3	1.56	0.88
1:E:76:ARG:HH22	1:E:130:ILE:HD12	1.38	0.88
1:B:147:LYS:C	1:B:149:GLY:H	1.77	0.87
1:D:22:TYR:HA	1:D:149:GLY:CA	2.04	0.87
1:B:22:TYR:HA	1:B:149:GLY:HA3	1.57	0.87
1:A:22:TYR:HA	1:A:149:GLY:CA	2.04	0.86
1:A:22:TYR:HA	1:A:149:GLY:HA3	1.56	0.86
1:B:22:TYR:HA	1:B:149:GLY:CA	2.06	0.85
1:A:104:ARG:HH22	1:B:78:VAL:HA	1.38	0.85
1:E:147:LYS:C	1:E:149:GLY:H	1.76	0.85
1:C:234:HIS:CE1	1:C:261:ILE:HG21	2.12	0.85
1:D:253:TYR:HA	1:D:313:PHE:CE2	2.11	0.84
1:C:89:VAL:HG11	1:C:102:LEU:HD23	1.58	0.84
1:A:226:LEU:CD2	1:B:224:VAL:HB	2.07	0.84
1:C:147:LYS:C	1:C:149:GLY:H	1.79	0.83
1:C:76:ARG:HH22	1:C:130:ILE:HD12	1.41	0.83
1:E:253:TYR:HA	1:E:313:PHE:CE2	2.13	0.83
1:D:253:TYR:HA	1:D:313:PHE:HE2	1.41	0.83
1:E:253:TYR:HA	1:E:313:PHE:HE2	1.43	0.83
1:C:253:TYR:HA	1:C:313:PHE:CE2	2.14	0.83
1:B:253:TYR:HA	1:B:313:PHE:CE2	2.14	0.83
1:A:76:ARG:HH22	1:A:130:ILE:HD12	1.40	0.82
1:D:147:LYS:C	1:D:149:GLY:H	1.80	0.82
1:A:253:TYR:HA	1:A:313:PHE:CE2	2.14	0.82
1:A:147:LYS:C	1:A:149:GLY:H	1.81	0.82
1:B:253:TYR:HA	1:B:313:PHE:HE2	1.44	0.82
1:A:202:LEU:HD12	1:B:259:PHE:CZ	2.16	0.81
1:C:253:TYR:HA	1:C:313:PHE:HE2	1.45	0.81
1:E:22:TYR:HA	1:E:149:GLY:CA	2.09	0.81
1:A:253:TYR:HA	1:A:313:PHE:HE2	1.45	0.80
1:E:22:TYR:HA	1:E:149:GLY:HA3	1.61	0.80
1:A:210:ILE:HG23	1:B:269:VAL:HG11	1.61	0.80
1:A:221:GLU:HB3	1:B:221:GLU:HG2	1.63	0.80
1:A:202:LEU:HD12	1:B:259:PHE:HZ	1.46	0.80
1:E:234:HIS:CE1	1:E:261:ILE:HG21	2.17	0.79

Continued on next page...

Continued from previous page...

Atom-1	Atom-2	Interatomic distance (Å)	Clash overlap (Å)
1:A:234:HIS:CE1	1:A:261:ILE:HG21	2.18	0.79
1:C:131:VAL:HG11	1:C:140:VAL:HG13	1.65	0.78
1:A:104:ARG:NH2	1:B:78:VAL:HA	1.98	0.78
1:D:155:PHE:CZ	1:E:112:PRO:HB3	2.18	0.77
1:A:219:SER:OG	1:A:222:ALA:HB3	1.85	0.77
1:B:22:TYR:CD1	1:B:149:GLY:HA2	2.20	0.77
1:B:131:VAL:HG11	1:B:140:VAL:HG13	1.66	0.76
1:A:77:PHE:H	1:A:84:ARG:HD3	1.48	0.76
1:B:234:HIS:CE1	1:B:261:ILE:HG21	2.21	0.76
1:D:77:PHE:H	1:D:84:ARG:HD3	1.50	0.76
1:A:131:VAL:HG11	1:A:140:VAL:HG13	1.67	0.75
1:A:132:ARG:HA	1:A:180:GLU:HG2	1.69	0.75
1:E:131:VAL:HG11	1:E:140:VAL:HG13	1.67	0.75
1:A:128:TYR:O	1:A:129:LEU:HB2	1.86	0.75
1:B:257:ILE:O	1:B:261:ILE:HG12	1.86	0.75
1:D:22:TYR:CD1	1:D:149:GLY:HA2	2.22	0.75
1:C:219:SER:OG	1:C:222:ALA:HB3	1.87	0.74
1:C:77:PHE:H	1:C:84:ARG:HD3	1.52	0.74
1:A:77:PHE:CD1	1:A:84:ARG:HD2	2.23	0.74
1:D:54:ASP:HB2	1:D:57:ARG:HG3	1.69	0.74
1:D:128:TYR:O	1:D:129:LEU:HB2	1.87	0.73
1:D:47:LYS:HD2	1:D:49:ARG:HH21	1.53	0.73
1:A:149:GLY:O	1:A:164:PHE:HD1	1.71	0.73
1:C:65:TYR:CG	1:C:70:ILE:HD11	2.24	0.73
1:B:54:ASP:HB2	1:B:57:ARG:HG3	1.70	0.73
1:C:149:GLY:O	1:C:164:PHE:HD1	1.72	0.73
1:C:22:TYR:CD1	1:C:149:GLY:HA2	2.23	0.73
1:D:234:HIS:CE1	1:D:261:ILE:HG21	2.24	0.73
1:C:94:SER:OG	1:C:95:PRO:HD2	1.89	0.73
1:D:131:VAL:HG11	1:D:140:VAL:HG13	1.71	0.73
1:C:157:THR:HG21	1:D:34:GLU:HG3	1.71	0.73
1:D:149:GLY:O	1:D:164:PHE:HD1	1.72	0.72
1:B:77:PHE:H	1:B:84:ARG:HD3	1.54	0.72
1:C:54:ASP:HB2	1:C:57:ARG:HG3	1.71	0.72
1:E:149:GLY:O	1:E:164:PHE:HD1	1.71	0.72
1:C:226:LEU:CD2	1:D:224:VAL:HB	2.19	0.72
1:B:47:LYS:HD2	1:B:49:ARG:HH21	1.55	0.72
1:D:77:PHE:CD1	1:D:84:ARG:HD2	2.25	0.72
1:E:54:ASP:HB2	1:E:57:ARG:HG3	1.71	0.72
1:C:222:ALA:HB2	1:D:221:GLU:HA	1.70	0.71
1:E:238:ASN:HA	1:E:258:ILE:HD11	1.71	0.71

Continued on next page...

Continued from previous page...

Atom-1	Atom-2	Interatomic distance (Å)	Clash overlap (Å)
1:E:147:LYS:C	1:E:149:GLY:N	2.43	0.71
1:E:22:TYR:CD1	1:E:149:GLY:HA2	2.25	0.71
1:D:229:SER:CB	1:E:228:VAL:HG11	2.20	0.71
1:C:128:TYR:O	1:C:129:LEU:HB2	1.90	0.71
1:D:141:LEU:HD23	1:D:142:ALA:H	1.55	0.71
1:A:283:GLN:N	1:A:284:PRO:HD3	2.05	0.71
1:A:54:ASP:HB2	1:A:57:ARG:HG3	1.72	0.71
1:B:149:GLY:O	1:B:164:PHE:HD1	1.73	0.70
1:A:21:ILE:O	1:A:149:GLY:HA3	1.92	0.70
1:B:238:ASN:HA	1:B:258:ILE:HD11	1.73	0.70
1:B:147:LYS:C	1:B:149:GLY:N	2.44	0.70
1:B:89:VAL:CG1	1:B:102:LEU:HD23	2.20	0.70
1:D:257:ILE:O	1:D:261:ILE:HG12	1.91	0.70
1:E:257:ILE:O	1:E:261:ILE:HG12	1.91	0.70
1:A:13:GLU:HB3	1:A:14:PRO:HD2	1.73	0.70
1:B:254:THR:O	1:B:258:ILE:HB	1.91	0.70
1:D:283:GLN:N	1:D:284:PRO:HD3	2.06	0.70
1:C:199:ASN:HB3	1:D:242:GLU:CD	2.11	0.70
1:C:21:ILE:O	1:C:149:GLY:HA3	1.92	0.69
1:B:283:GLN:N	1:B:284:PRO:HD3	2.07	0.69
1:C:213:THR:HG22	1:C:226:LEU:HD11	1.73	0.69
1:C:42:LEU:HB3	1:C:103:GLU:HG3	1.74	0.69
1:D:21:ILE:O	1:D:149:GLY:HA3	1.92	0.69
1:E:254:THR:O	1:E:258:ILE:HB	1.93	0.69
1:E:47:LYS:HD2	1:E:49:ARG:HH21	1.57	0.69
1:D:65:TYR:CG	1:D:70:ILE:HD11	2.27	0.69
1:E:42:LEU:HB3	1:E:103:GLU:HG3	1.75	0.69
1:B:77:PHE:CD1	1:B:84:ARG:HD2	2.27	0.69
1:E:65:TYR:CG	1:E:70:ILE:HD11	2.27	0.69
1:B:13:GLU:HB3	1:B:14:PRO:HD2	1.73	0.69
1:C:84:ARG:HB2	1:C:84:ARG:HH11	1.57	0.69
1:E:128:TYR:O	1:E:129:LEU:HB2	1.90	0.69
1:E:283:GLN:N	1:E:284:PRO:HD3	2.07	0.69
1:A:65:TYR:CG	1:A:70:ILE:HD11	2.27	0.69
1:A:94:SER:OG	1:A:95:PRO:HD2	1.91	0.69
1:E:13:GLU:HB3	1:E:14:PRO:HD2	1.74	0.69
1:E:77:PHE:CD1	1:E:84:ARG:HD2	2.27	0.69
1:A:22:TYR:CD1	1:A:149:GLY:HA2	2.27	0.69
1:B:65:TYR:CG	1:B:70:ILE:HD11	2.27	0.69
1:D:276:HIS:O	1:D:280:VAL:HG22	1.93	0.69
1:A:42:LEU:HB3	1:A:103:GLU:HG3	1.75	0.69

Continued on next page...

Continued from previous page...

Atom-1	Atom-2	Interatomic distance (Å)	Clash overlap (Å)
1:A:257:ILE:O	1:A:261:ILE:HG12	1.93	0.69
1:C:257:ILE:O	1:C:261:ILE:HG12	1.93	0.69
1:D:254:THR:O	1:D:258:ILE:HB	1.92	0.69
1:B:81:GLU:HG3	1:B:108:ARG:HG2	1.75	0.68
1:B:47:LYS:HD2	1:B:49:ARG:NH2	2.08	0.68
1:C:77:PHE:CD1	1:C:84:ARG:HD2	2.27	0.68
1:C:84:ARG:NH1	1:C:84:ARG:HB2	2.07	0.68
1:D:94:SER:OG	1:D:95:PRO:HD2	1.93	0.68
1:B:276:HIS:O	1:B:280:VAL:HG22	1.93	0.68
1:C:47:LYS:HD2	1:C:49:ARG:HH21	1.59	0.68
1:D:13:GLU:HB3	1:D:14:PRO:HD2	1.75	0.68
1:E:77:PHE:H	1:E:84:ARG:HD3	1.56	0.68
1:E:21:ILE:O	1:E:149:GLY:HA3	1.93	0.68
1:C:132:ARG:HA	1:C:180:GLU:HG2	1.75	0.68
1:D:238:ASN:HA	1:D:258:ILE:HD11	1.74	0.68
1:E:276:HIS:O	1:E:280:VAL:HG22	1.94	0.68
1:E:89:VAL:CG1	1:E:102:LEU:HD23	2.22	0.68
1:A:240:LEU:HD13	1:B:239:ILE:HG12	1.76	0.68
1:C:13:GLU:HB3	1:C:14:PRO:HD2	1.74	0.68
1:C:283:GLN:N	1:C:284:PRO:HD3	2.09	0.68
1:D:225:THR:HG21	1:E:224:VAL:HG23	1.76	0.68
1:B:132:ARG:HA	1:B:180:GLU:HG2	1.75	0.67
1:D:84:ARG:NH1	1:D:84:ARG:HB2	2.08	0.67
1:D:225:THR:CG2	1:E:224:VAL:HG23	2.25	0.67
1:C:84:ARG:CB	1:C:84:ARG:HH11	2.07	0.67
1:E:53:PHE:CE1	1:E:95:PRO:HA	2.29	0.67
1:B:141:LEU:HD23	1:B:142:ALA:H	1.59	0.67
1:D:81:GLU:HG3	1:D:108:ARG:HG2	1.76	0.67
1:E:94:SER:OG	1:E:95:PRO:HD2	1.94	0.67
1:A:147:LYS:C	1:A:149:GLY:N	2.48	0.67
1:A:226:LEU:HD22	1:B:228:VAL:HG21	1.77	0.67
1:E:84:ARG:HB2	1:E:84:ARG:NH1	2.09	0.67
1:A:229:SER:HB2	1:B:228:VAL:HG11	1.76	0.67
1:C:238:ASN:HA	1:C:258:ILE:HD11	1.76	0.67
1:C:276:HIS:O	1:C:280:VAL:HG22	1.95	0.67
1:D:132:ARG:HA	1:D:180:GLU:HG2	1.75	0.67
1:D:89:VAL:CG1	1:D:102:LEU:HD23	2.24	0.67
1:E:238:ASN:HA	1:E:258:ILE:CD1	2.24	0.67
1:B:53:PHE:CE1	1:B:95:PRO:HA	2.30	0.67
1:D:53:PHE:CE1	1:D:95:PRO:HA	2.29	0.67
1:E:84:ARG:HH11	1:E:84:ARG:HB2	1.60	0.67

Continued on next page...

Continued from previous page...

Atom-1	Atom-2	Interatomic distance (Å)	Clash overlap (Å)
1:A:254:THR:O	1:A:258:ILE:HB	1.94	0.67
1:D:47:LYS:HD2	1:D:49:ARG:NH2	2.10	0.67
1:A:276:HIS:O	1:A:280:VAL:HG22	1.95	0.66
1:A:81:GLU:HG3	1:A:108:ARG:HG2	1.76	0.66
1:B:100:GLN:HA	1:B:100:GLN:HE21	1.60	0.66
1:B:21:ILE:O	1:B:149:GLY:HA3	1.94	0.66
1:A:84:ARG:HB2	1:A:84:ARG:NH1	2.10	0.66
1:D:147:LYS:C	1:D:149:GLY:N	2.48	0.66
1:D:42:LEU:HB3	1:D:103:GLU:HG3	1.77	0.66
1:D:221:GLU:OE2	1:E:221:GLU:CD	2.34	0.66
1:A:155:PHE:CE1	1:B:112:PRO:CB	2.75	0.66
1:B:42:LEU:HB3	1:B:103:GLU:HG3	1.78	0.66
1:C:226:LEU:HD23	1:D:224:VAL:HB	1.77	0.66
1:A:267:VAL:HG23	1:A:298:PHE:CZ	2.30	0.66
1:B:128:TYR:O	1:B:129:LEU:HB2	1.95	0.66
1:B:84:ARG:CB	1:B:84:ARG:HH11	2.09	0.66
1:C:197:ILE:HB	1:C:198:PRO:HD3	1.76	0.66
1:C:200:ILE:HD11	1:C:240:LEU:HD23	1.78	0.66
1:E:132:ARG:HA	1:E:180:GLU:HG2	1.76	0.66
1:E:84:ARG:CB	1:E:84:ARG:HH11	2.07	0.66
1:A:238:ASN:HA	1:A:258:ILE:HD11	1.78	0.66
1:B:84:ARG:NH1	1:B:84:ARG:HB2	2.11	0.65
1:C:238:ASN:HA	1:C:258:ILE:CD1	2.26	0.65
1:D:304:LEU:O	1:D:308:ILE:HG12	1.97	0.65
1:D:84:ARG:HB2	1:D:84:ARG:HH11	1.61	0.65
1:B:94:SER:OG	1:B:95:PRO:HD2	1.97	0.65
1:A:213:THR:HG22	1:A:226:LEU:HD11	1.79	0.65
1:B:66:GLU:HG3	1:B:67:PRO:HD2	1.78	0.65
1:C:254:THR:O	1:C:258:ILE:HB	1.95	0.65
1:E:197:ILE:HB	1:E:198:PRO:HD3	1.79	0.65
1:C:53:PHE:CE1	1:C:95:PRO:HA	2.31	0.65
1:B:191:ARG:HG3	1:B:192:GLN:N	2.12	0.65
1:A:47:LYS:HD2	1:A:49:ARG:HH21	1.61	0.65
1:D:104:ARG:HH22	1:E:78:VAL:HA	1.61	0.64
1:A:22:TYR:HA	1:A:149:GLY:HA2	1.78	0.64
1:C:147:LYS:C	1:C:149:GLY:N	2.46	0.64
1:E:53:PHE:HE2	1:E:63:LYS:HB3	1.62	0.64
1:B:249:PRO:HD2	1:B:250:TYR:CD1	2.31	0.64
1:D:84:ARG:CB	1:D:84:ARG:HH11	2.09	0.64
1:A:53:PHE:CE1	1:A:95:PRO:HA	2.31	0.64
1:D:22:TYR:HA	1:D:149:GLY:HA2	1.78	0.64

Continued on next page...

Continued from previous page...

Atom-1	Atom-2	Interatomic distance (Å)	Clash overlap (Å)
1:E:81:GLU:HG3	1:E:108:ARG:HG2	1.79	0.64
1:A:226:LEU:HD23	1:B:224:VAL:CB	2.20	0.64
1:B:22:TYR:HA	1:B:149:GLY:HA2	1.80	0.64
1:D:54:ASP:HB2	1:D:57:ARG:CG	2.27	0.64
1:A:84:ARG:HB2	1:A:84:ARG:HH11	1.63	0.64
1:E:66:GLU:HG3	1:E:67:PRO:HD2	1.80	0.64
1:C:81:GLU:HG3	1:C:108:ARG:HG2	1.78	0.63
1:E:249:PRO:HD2	1:E:250:TYR:CD1	2.33	0.63
1:C:53:PHE:HE2	1:C:63:LYS:HB3	1.63	0.63
1:E:219:SER:OG	1:E:222:ALA:HB3	1.98	0.63
1:C:22:TYR:HA	1:C:149:GLY:HA2	1.78	0.63
1:E:22:TYR:HA	1:E:149:GLY:HA2	1.80	0.63
1:A:303:LEU:O	1:A:307:ILE:HD12	1.99	0.63
1:B:123:GLN:HA	1:B:123:GLN:NE2	2.12	0.63
1:B:53:PHE:HE2	1:B:63:LYS:HB3	1.64	0.63
1:C:215:PHE:O	1:C:291:THR:HG22	1.98	0.63
1:E:267:VAL:HG23	1:E:298:PHE:CZ	2.34	0.63
1:A:215:PHE:HZ	1:A:298:PHE:CE1	2.17	0.63
1:A:84:ARG:HH11	1:A:84:ARG:CB	2.10	0.63
1:C:213:THR:HG22	1:C:226:LEU:CD1	2.27	0.63
1:E:208:LEU:O	1:E:211:SER:HB3	1.99	0.63
1:E:100:GLN:HE21	1:E:100:GLN:HA	1.64	0.63
1:D:66:GLU:HG3	1:D:67:PRO:HD2	1.80	0.63
1:A:53:PHE:HE2	1:A:63:LYS:HB3	1.64	0.62
1:B:213:THR:HG22	1:B:226:LEU:HD11	1.81	0.62
1:B:54:ASP:HB2	1:B:57:ARG:CG	2.29	0.62
1:D:123:GLN:NE2	1:D:123:GLN:HA	2.14	0.62
1:C:267:VAL:HG23	1:C:298:PHE:CZ	2.34	0.62
1:E:303:LEU:O	1:E:307:ILE:HD12	2.00	0.62
1:A:197:ILE:HB	1:A:198:PRO:HD3	1.80	0.62
1:B:200:ILE:HD11	1:B:240:LEU:HD23	1.79	0.62
1:D:219:SER:OG	1:D:222:ALA:HB3	2.00	0.62
1:A:229:SER:HB3	1:B:228:VAL:CG1	2.29	0.62
1:B:238:ASN:HA	1:B:258:ILE:CD1	2.28	0.62
1:C:66:GLU:HG3	1:C:67:PRO:HD2	1.82	0.62
1:C:47:LYS:HD2	1:C:49:ARG:NH2	2.15	0.62
1:D:215:PHE:HZ	1:D:298:PHE:CE1	2.18	0.62
1:D:210:ILE:HG13	1:E:266:PHE:CE1	2.34	0.62
1:B:215:PHE:HZ	1:B:298:PHE:CE1	2.18	0.62
1:E:47:LYS:HD2	1:E:49:ARG:NH2	2.13	0.62
1:D:100:GLN:HE21	1:D:100:GLN:HA	1.64	0.62

Continued on next page...

Continued from previous page...

Atom-1	Atom-2	Interatomic distance (Å)	Clash overlap (Å)
1:D:191:ARG:HG3	1:D:192:GLN:N	2.15	0.62
1:A:229:SER:CB	1:B:228:VAL:HG11	2.29	0.62
1:C:89:VAL:CG1	1:C:102:LEU:HD23	2.28	0.62
1:E:200:ILE:HD11	1:E:240:LEU:HD23	1.81	0.62
1:B:208:LEU:O	1:B:211:SER:HB3	2.00	0.62
1:C:54:ASP:HB2	1:C:57:ARG:CG	2.29	0.62
1:A:89:VAL:CG1	1:A:102:LEU:HD23	2.27	0.61
1:A:217:SER:OG	1:B:220:TYR:CE2	2.51	0.61
1:C:297:ALA:O	1:C:301:VAL:HG23	2.00	0.61
1:E:215:PHE:O	1:E:291:THR:HG22	2.00	0.61
1:B:42:LEU:HB3	1:B:103:GLU:CG	2.30	0.61
1:C:234:HIS:CE1	1:C:261:ILE:CG2	2.82	0.61
1:D:267:VAL:HG23	1:D:298:PHE:CZ	2.35	0.61
1:E:147:LYS:O	1:E:149:GLY:N	2.33	0.61
1:A:213:THR:HG22	1:A:226:LEU:CD1	2.29	0.61
1:C:147:LYS:HE2	1:C:165:THR:HA	1.82	0.61
1:C:215:PHE:HZ	1:C:298:PHE:CE1	2.18	0.61
1:D:238:ASN:HA	1:D:258:ILE:CD1	2.30	0.61
1:D:53:PHE:HE2	1:D:63:LYS:HB3	1.63	0.61
1:B:84:ARG:HH11	1:B:84:ARG:HB2	1.64	0.61
1:D:197:ILE:HB	1:D:198:PRO:HD3	1.82	0.61
1:B:147:LYS:O	1:B:149:GLY:N	2.33	0.61
1:A:238:ASN:HA	1:A:258:ILE:CD1	2.31	0.61
1:A:297:ALA:O	1:A:301:VAL:HG23	2.00	0.61
1:A:47:LYS:HD2	1:A:49:ARG:NH2	2.16	0.61
1:D:229:SER:HB3	1:E:228:VAL:CG1	2.31	0.61
1:E:215:PHE:HZ	1:E:298:PHE:CE1	2.19	0.61
1:C:42:LEU:HB3	1:C:103:GLU:CG	2.31	0.60
1:E:24:ILE:HD13	1:E:104:ARG:HE	1.67	0.60
1:D:229:SER:HB3	1:E:228:VAL:HG11	1.83	0.60
1:D:202:LEU:HD12	1:E:259:PHE:HZ	1.66	0.60
1:C:15:LEU:HD11	1:C:46:TRP:HB2	1.83	0.60
1:E:150:LYS:CG	1:E:154:VAL:HG21	2.31	0.60
1:E:54:ASP:HB2	1:E:57:ARG:CG	2.30	0.60
1:A:157:THR:CG2	1:B:34:GLU:OE1	2.50	0.60
1:B:223:ASN:O	1:B:227:VAL:HG23	2.01	0.60
1:B:245:LEU:HD12	1:B:246:PRO:HD2	1.83	0.60
1:E:213:THR:HG22	1:E:226:LEU:HD11	1.84	0.60
1:A:141:LEU:HD23	1:A:142:ALA:H	1.67	0.60
1:A:277:TYR:O	1:A:281:GLU:CG	2.50	0.60
1:A:54:ASP:HB2	1:A:57:ARG:CG	2.31	0.60

Continued on next page...

Continued from previous page...

Atom-1	Atom-2	Interatomic distance (Å)	Clash overlap (Å)
1:B:15:LEU:HD11	1:B:46:TRP:HB2	1.82	0.60
1:D:277:TYR:O	1:D:281:GLU:CG	2.50	0.60
1:A:229:SER:CB	1:B:228:VAL:CG1	2.80	0.60
1:B:303:LEU:O	1:B:307:ILE:HD12	2.02	0.60
1:C:249:PRO:HD2	1:C:250:TYR:CD1	2.37	0.60
1:E:304:LEU:O	1:E:308:ILE:HG12	2.01	0.60
1:B:213:THR:HG22	1:B:226:LEU:CD1	2.32	0.60
1:D:223:ASN:O	1:D:227:VAL:HG23	2.02	0.60
1:A:233:ALA:HB1	1:B:235:ILE:CD1	2.31	0.60
1:E:151:ASN:HD22	1:E:152:ASP:H	1.49	0.60
1:E:277:TYR:O	1:E:281:GLU:CG	2.50	0.60
1:A:147:LYS:HE2	1:A:165:THR:HA	1.83	0.59
1:A:223:ASN:O	1:A:227:VAL:HG23	2.01	0.59
1:B:13:GLU:HB3	1:B:14:PRO:CD	2.32	0.59
1:B:219:SER:OG	1:B:222:ALA:HB3	2.03	0.59
1:C:29:LEU:HB2	1:C:156:LEU:HD11	1.83	0.59
1:A:27:TYR:HB3	1:B:110:LEU:CD1	2.24	0.59
1:A:221:GLU:OE2	1:B:221:GLU:OE2	2.21	0.59
1:E:15:LEU:HD11	1:E:46:TRP:HB2	1.83	0.59
1:B:267:VAL:HG23	1:B:298:PHE:CZ	2.37	0.59
1:C:25:GLU:HA	1:C:25:GLU:OE1	2.01	0.59
1:C:147:LYS:O	1:C:147:LYS:HG2	2.01	0.59
1:C:65:TYR:CD2	1:C:70:ILE:HD11	2.37	0.59
1:A:208:LEU:O	1:A:211:SER:HB3	2.02	0.59
1:A:249:PRO:HD2	1:A:250:TYR:CD1	2.38	0.59
1:E:213:THR:HG22	1:E:226:LEU:CD1	2.33	0.59
1:C:303:LEU:O	1:C:307:ILE:HD12	2.02	0.59
1:E:218:THR:HG22	1:E:279:LYS:HE2	1.84	0.59
1:B:297:ALA:O	1:B:301:VAL:HG23	2.03	0.59
1:B:29:LEU:HB2	1:B:156:LEU:HD11	1.84	0.59
1:D:15:LEU:HD11	1:D:46:TRP:HB2	1.85	0.59
1:E:141:LEU:HD23	1:E:142:ALA:H	1.68	0.59
1:B:277:TYR:O	1:B:281:GLU:CG	2.50	0.59
1:C:151:ASN:HD22	1:C:152:ASP:H	1.49	0.59
1:C:245:LEU:HD12	1:C:246:PRO:HD2	1.85	0.59
1:D:212:TRP:HZ3	1:D:264:PHE:HD2	1.50	0.59
1:A:191:ARG:HG3	1:A:192:GLN:N	2.18	0.59
1:C:223:ASN:O	1:C:227:VAL:HG23	2.02	0.59
1:E:245:LEU:HD12	1:E:246:PRO:HD2	1.85	0.59
1:A:215:PHE:O	1:A:291:THR:HG22	2.03	0.58
1:C:225:THR:HG21	1:D:225:THR:OG1	2.03	0.58

Continued on next page...

Continued from previous page...

Atom-1	Atom-2	Interatomic distance (Å)	Clash overlap (Å)
1:A:100:GLN:HE21	1:A:100:GLN:HA	1.69	0.58
1:E:260:MET:HE2	1:E:309:LEU:HD22	1.85	0.58
1:A:245:LEU:HD12	1:A:246:PRO:HD2	1.84	0.58
1:A:22:TYR:HB3	1:A:41:PHE:HB2	1.86	0.58
1:C:150:LYS:CG	1:C:154:VAL:HG21	2.33	0.58
1:C:200:ILE:CD1	1:C:240:LEU:HD23	2.33	0.58
1:D:200:ILE:HD11	1:D:240:LEU:HD23	1.85	0.58
1:D:42:LEU:HB3	1:D:103:GLU:CG	2.33	0.58
1:E:42:LEU:HB3	1:E:103:GLU:CG	2.32	0.58
1:B:215:PHE:O	1:B:291:THR:HG22	2.02	0.58
1:C:100:GLN:HE21	1:C:100:GLN:HA	1.69	0.58
1:C:277:TYR:O	1:C:281:GLU:CG	2.50	0.58
1:D:253:TYR:HD1	1:D:313:PHE:CD2	2.21	0.58
1:C:13:GLU:HB3	1:C:14:PRO:CD	2.34	0.58
1:C:314:PHE:CD1	1:C:314:PHE:N	2.71	0.58
1:D:24:ILE:HD13	1:D:104:ARG:HE	1.69	0.58
1:E:223:ASN:O	1:E:227:VAL:HG23	2.03	0.58
1:A:13:GLU:HB3	1:A:14:PRO:CD	2.33	0.58
1:A:276:HIS:C	1:A:278:LEU:H	2.07	0.58
1:D:276:HIS:C	1:D:278:LEU:H	2.07	0.58
1:E:297:ALA:O	1:E:301:VAL:HG23	2.04	0.58
1:B:304:LEU:O	1:B:308:ILE:HG12	2.04	0.58
1:C:191:ARG:HG3	1:C:192:GLN:N	2.17	0.58
1:A:218:THR:HG22	1:A:279:LYS:HE2	1.86	0.58
1:A:66:GLU:HG3	1:A:67:PRO:HD2	1.85	0.58
1:D:215:PHE:O	1:D:291:THR:HG22	2.03	0.58
1:A:24:ILE:HD13	1:A:104:ARG:HE	1.69	0.58
1:A:15:LEU:HD11	1:A:46:TRP:HB2	1.86	0.58
1:D:155:PHE:HE1	1:E:112:PRO:HB3	1.59	0.58
1:E:276:HIS:C	1:E:278:LEU:H	2.07	0.58
1:A:222:ALA:O	1:A:226:LEU:HB2	2.03	0.58
1:A:42:LEU:HB3	1:A:103:GLU:CG	2.33	0.57
1:A:212:TRP:HZ3	1:A:264:PHE:HD2	1.52	0.57
1:A:314:PHE:CD1	1:A:314:PHE:N	2.71	0.57
1:C:276:HIS:C	1:C:278:LEU:H	2.07	0.57
1:D:147:LYS:O	1:D:149:GLY:N	2.37	0.57
1:A:151:ASN:HD22	1:A:152:ASP:H	1.51	0.57
1:A:157:THR:HG21	1:B:34:GLU:OE1	2.04	0.57
1:A:298:PHE:HB2	1:A:299:PRO:HD3	1.87	0.57
1:D:13:GLU:HB3	1:D:14:PRO:CD	2.35	0.57
1:D:215:PHE:CZ	1:D:298:PHE:CD1	2.92	0.57

Continued on next page...

Continued from previous page...

Atom-1	Atom-2	Interatomic distance (Å)	Clash overlap (Å)
1:D:297:ALA:O	1:D:301:VAL:HG23	2.04	0.57
1:E:29:LEU:HB2	1:E:156:LEU:HD11	1.85	0.57
1:A:215:PHE:CZ	1:A:298:PHE:CD1	2.91	0.57
1:B:281:GLU:O	1:B:283:GLN:N	2.36	0.57
1:D:194:PHE:C	1:D:196:TYR:N	2.57	0.57
1:E:123:GLN:NE2	1:E:123:GLN:HA	2.19	0.57
1:A:314:PHE:HD1	1:A:314:PHE:N	2.03	0.57
1:C:147:LYS:O	1:C:149:GLY:N	2.37	0.57
1:D:18:ASN:HB3	1:D:143:VAL:HG23	1.85	0.57
1:D:249:PRO:HD2	1:D:250:TYR:CD1	2.40	0.57
1:E:234:HIS:CE1	1:E:261:ILE:CG2	2.87	0.57
1:A:200:ILE:HD11	1:A:240:LEU:HD23	1.86	0.57
1:A:281:GLU:O	1:A:283:GLN:N	2.36	0.57
1:B:218:THR:HG22	1:B:279:LYS:HE2	1.86	0.57
1:B:200:ILE:O	1:B:204:MET:HB2	2.05	0.57
1:C:202:LEU:HD12	1:D:259:PHE:CE1	2.40	0.57
1:C:212:TRP:HZ3	1:C:264:PHE:HD2	1.52	0.57
1:D:218:THR:HG22	1:D:279:LYS:HE2	1.86	0.57
1:A:150:LYS:CG	1:A:154:VAL:HG21	2.35	0.57
1:B:151:ASN:HD22	1:B:152:ASP:H	1.52	0.57
1:E:212:TRP:HZ3	1:E:264:PHE:HD2	1.52	0.57
1:C:24:ILE:HD13	1:C:104:ARG:HE	1.69	0.57
1:C:226:LEU:HD21	1:D:224:VAL:HB	1.86	0.57
1:A:65:TYR:CD2	1:A:70:ILE:HD11	2.40	0.56
1:B:159:TRP:CE3	1:B:189:ILE:HD12	2.39	0.56
1:C:215:PHE:CZ	1:C:298:PHE:CD1	2.93	0.56
1:A:234:HIS:CE1	1:A:261:ILE:CG2	2.89	0.56
1:A:290:ILE:HG22	1:A:291:THR:N	2.19	0.56
1:D:245:LEU:HD12	1:D:246:PRO:HD2	1.87	0.56
1:A:277:TYR:O	1:A:281:GLU:HG3	2.05	0.56
1:C:208:LEU:O	1:C:211:SER:HB3	2.05	0.56
1:C:29:LEU:C	1:C:29:LEU:HD23	2.25	0.56
1:E:298:PHE:HB2	1:E:299:PRO:HD3	1.87	0.56
1:A:159:TRP:CE3	1:A:189:ILE:HD12	2.40	0.56
1:B:277:TYR:O	1:B:281:GLU:HG3	2.06	0.56
1:D:208:LEU:O	1:D:211:SER:HB3	2.05	0.56
1:D:213:THR:HG22	1:D:226:LEU:CD1	2.35	0.56
1:D:277:TYR:O	1:D:281:GLU:HG3	2.05	0.56
1:D:298:PHE:HB2	1:D:299:PRO:HD3	1.87	0.56
1:B:197:ILE:HB	1:B:198:PRO:HD3	1.87	0.56
1:C:253:TYR:O	1:C:256:ALA:HB3	2.05	0.56

Continued on next page...

Continued from previous page...

Atom-1	Atom-2	Interatomic distance (Å)	Clash overlap (Å)
1:C:298:PHE:HB2	1:C:299:PRO:HD3	1.87	0.56
1:E:13:GLU:HB3	1:E:14:PRO:CD	2.35	0.56
1:E:147:LYS:HE2	1:E:165:THR:HA	1.87	0.56
1:E:65:TYR:CD2	1:E:70:ILE:HD11	2.40	0.56
1:B:260:MET:HE2	1:B:309:LEU:HD22	1.87	0.56
1:B:276:HIS:C	1:B:278:LEU:H	2.07	0.56
1:D:54:ASP:HB2	1:D:57:ARG:HB2	1.88	0.56
1:A:147:LYS:O	1:A:149:GLY:N	2.38	0.56
1:D:52:ALA:HA	1:D:95:PRO:O	2.06	0.56
1:E:137:ARG:HD2	1:E:179:LEU:HG	1.88	0.56
1:B:150:LYS:CG	1:B:154:VAL:HG21	2.36	0.56
1:B:212:TRP:HZ3	1:B:264:PHE:HD2	1.51	0.56
1:C:277:TYR:O	1:C:281:GLU:HG3	2.06	0.56
1:C:314:PHE:HD1	1:C:314:PHE:N	2.04	0.56
1:D:290:ILE:HG22	1:D:291:THR:N	2.21	0.56
1:D:303:LEU:O	1:D:307:ILE:HD12	2.06	0.56
1:A:222:ALA:HA	1:B:221:GLU:OE1	2.06	0.56
1:B:24:ILE:HD13	1:B:104:ARG:HE	1.69	0.56
1:C:150:LYS:HG3	1:C:154:VAL:HG21	1.88	0.56
1:C:218:THR:HG22	1:C:279:LYS:HE2	1.87	0.56
1:D:213:THR:HG22	1:D:226:LEU:HD11	1.87	0.56
1:B:215:PHE:CZ	1:B:298:PHE:CD1	2.93	0.56
1:B:298:PHE:HB2	1:B:299:PRO:HD3	1.87	0.56
1:D:29:LEU:HB2	1:D:156:LEU:HD11	1.88	0.56
1:E:147:LYS:O	1:E:147:LYS:HG2	2.06	0.56
1:B:253:TYR:O	1:B:256:ALA:HB3	2.07	0.55
1:B:54:ASP:HB2	1:B:57:ARG:HB2	1.88	0.55
1:E:275:GLN:HG3	1:E:291:THR:OG1	2.06	0.55
1:D:147:LYS:O	1:D:147:LYS:HG2	2.07	0.55
1:D:192:GLN:CD	1:E:249:PRO:HB3	2.27	0.55
1:D:260:MET:HE2	1:D:309:LEU:HD22	1.87	0.55
1:D:29:LEU:HD23	1:D:29:LEU:C	2.27	0.55
1:E:277:TYR:O	1:E:281:GLU:HG3	2.06	0.55
1:C:260:MET:HE2	1:C:309:LEU:HD22	1.88	0.55
1:C:46:TRP:HH2	1:C:72:ILE:HG23	1.69	0.55
1:D:194:PHE:C	1:D:196:TYR:H	2.09	0.55
1:B:29:LEU:HD23	1:B:29:LEU:C	2.27	0.55
1:E:25:GLU:HA	1:E:25:GLU:OE1	2.04	0.55
1:A:275:GLN:HG3	1:A:291:THR:OG1	2.07	0.55
1:E:191:ARG:HG3	1:E:192:GLN:N	2.21	0.55
1:A:193:TYR:O	1:A:194:PHE:HB2	2.06	0.55

Continued on next page...

Continued from previous page...

Atom-1	Atom-2	Interatomic distance (Å)	Clash overlap (Å)
1:A:29:LEU:C	1:A:29:LEU:HD23	2.26	0.55
1:C:194:PHE:C	1:C:196:TYR:N	2.59	0.55
1:C:195:SER:O	1:C:199:ASN:HB2	2.07	0.55
1:C:290:ILE:HG22	1:C:291:THR:N	2.22	0.55
1:A:123:GLN:HA	1:A:123:GLN:NE2	2.22	0.55
1:A:18:ASN:HB3	1:A:143:VAL:HG23	1.89	0.55
1:B:234:HIS:CE1	1:B:261:ILE:CG2	2.90	0.55
1:D:283:GLN:N	1:D:284:PRO:CD	2.70	0.55
1:A:51:LEU:CD1	1:A:70:ILE:HD12	2.37	0.55
1:A:75:ILE:HD13	1:A:131:VAL:HB	1.88	0.55
1:B:314:PHE:N	1:B:314:PHE:CD1	2.75	0.55
1:D:275:GLN:HG3	1:D:291:THR:OG1	2.06	0.55
1:A:147:LYS:O	1:A:147:LYS:HG2	2.07	0.54
1:A:192:GLN:CD	1:B:249:PRO:HB3	2.27	0.54
1:A:215:PHE:HZ	1:A:298:PHE:CD1	2.25	0.54
1:C:123:GLN:NE2	1:C:123:GLN:HA	2.22	0.54
1:C:281:GLU:O	1:C:283:GLN:N	2.38	0.54
1:D:159:TRP:CE3	1:D:189:ILE:HD12	2.43	0.54
1:E:314:PHE:N	1:E:314:PHE:CD1	2.74	0.54
1:A:253:TYR:O	1:A:256:ALA:HB3	2.07	0.54
1:B:290:ILE:HG22	1:B:291:THR:N	2.22	0.54
1:B:65:TYR:CD2	1:B:70:ILE:HD11	2.42	0.54
1:C:141:LEU:HD23	1:C:142:ALA:H	1.71	0.54
1:D:253:TYR:O	1:D:256:ALA:HB3	2.06	0.54
1:E:194:PHE:C	1:E:196:TYR:H	2.11	0.54
1:B:275:GLN:HG3	1:B:291:THR:OG1	2.08	0.54
1:B:51:LEU:CD1	1:B:70:ILE:HD12	2.38	0.54
1:D:149:GLY:O	1:D:150:LYS:HB2	2.07	0.54
1:E:75:ILE:HD13	1:E:131:VAL:HB	1.88	0.54
1:A:304:LEU:O	1:A:308:ILE:HG12	2.06	0.54
1:C:194:PHE:C	1:C:196:TYR:H	2.09	0.54
1:C:256:ALA:HB1	1:C:309:LEU:HD21	1.90	0.54
1:A:29:LEU:HB2	1:A:156:LEU:HD11	1.90	0.54
1:C:54:ASP:HB2	1:C:57:ARG:HB2	1.90	0.54
1:B:267:VAL:HA	1:B:270:ILE:HB	1.90	0.54
1:D:215:PHE:HZ	1:D:298:PHE:CD1	2.26	0.54
1:D:275:GLN:O	1:D:275:GLN:HG2	2.08	0.54
1:E:194:PHE:C	1:E:196:TYR:N	2.60	0.54
1:A:283:GLN:N	1:A:284:PRO:CD	2.70	0.54
1:B:283:GLN:N	1:B:284:PRO:CD	2.71	0.54
1:D:193:TYR:O	1:D:194:PHE:HB2	2.06	0.54

Continued on next page...

Continued from previous page...

Atom-1	Atom-2	Interatomic distance (Å)	Clash overlap (Å)
1:E:275:GLN:O	1:E:275:GLN:HG2	2.08	0.54
1:D:192:GLN:OE1	1:E:249:PRO:HB3	2.07	0.54
1:D:51:LEU:CD1	1:D:70:ILE:HD12	2.38	0.54
1:E:215:PHE:CZ	1:E:298:PHE:CD1	2.95	0.54
1:E:267:VAL:HA	1:E:270:ILE:HB	1.88	0.54
1:B:25:GLU:OE1	1:B:25:GLU:HA	2.07	0.54
1:C:275:GLN:HG2	1:C:275:GLN:O	2.08	0.54
1:D:222:ALA:O	1:D:226:LEU:HB2	2.07	0.54
1:D:53:PHE:CD1	1:D:95:PRO:HA	2.43	0.54
1:C:275:GLN:HG3	1:C:291:THR:OG1	2.08	0.53
1:E:150:LYS:HG3	1:E:154:VAL:HG21	1.89	0.53
1:A:209:PHE:HB2	1:B:266:PHE:CE1	2.43	0.53
1:A:275:GLN:HG2	1:A:275:GLN:O	2.08	0.53
1:B:147:LYS:HE2	1:B:165:THR:HA	1.90	0.53
1:B:305:ALA:O	1:B:309:LEU:HB2	2.08	0.53
1:C:18:ASN:HB3	1:C:143:VAL:HG23	1.90	0.53
1:C:215:PHE:HZ	1:C:298:PHE:CD1	2.26	0.53
1:A:150:LYS:HG3	1:A:154:VAL:HG21	1.89	0.53
1:B:194:PHE:C	1:B:196:TYR:N	2.61	0.53
1:B:275:GLN:HG2	1:B:275:GLN:O	2.08	0.53
1:D:65:TYR:CD2	1:D:70:ILE:HD11	2.43	0.53
1:E:222:ALA:O	1:E:226:LEU:HB2	2.09	0.53
1:E:53:PHE:CD1	1:E:95:PRO:HA	2.44	0.53
1:E:54:ASP:HB2	1:E:57:ARG:HB2	1.90	0.53
1:B:147:LYS:HG2	1:B:147:LYS:O	2.08	0.53
1:E:22:TYR:HB3	1:E:41:PHE:HB2	1.90	0.53
1:A:46:TRP:HH2	1:A:72:ILE:HG23	1.72	0.53
1:C:199:ASN:HB3	1:D:242:GLU:OE2	2.08	0.53
1:E:290:ILE:HG22	1:E:291:THR:N	2.22	0.53
1:B:215:PHE:HZ	1:B:298:PHE:CD1	2.27	0.53
1:A:225:THR:HG21	1:B:225:THR:OG1	2.09	0.53
1:C:193:TYR:O	1:C:194:PHE:HB2	2.08	0.53
1:C:283:GLN:N	1:C:284:PRO:CD	2.71	0.53
1:E:281:GLU:O	1:E:283:GLN:N	2.39	0.53
1:A:298:PHE:CB	1:A:299:PRO:HD3	2.39	0.53
1:B:125:LEU:HB2	1:B:187:LEU:HB3	1.90	0.53
1:B:200:ILE:CD1	1:B:240:LEU:HD23	2.39	0.53
1:B:298:PHE:CB	1:B:299:PRO:HD3	2.39	0.53
1:C:215:PHE:HB2	1:C:216:TRP:CZ3	2.43	0.53
1:C:267:VAL:HA	1:C:270:ILE:HB	1.91	0.53
1:E:147:LYS:CE	1:E:165:THR:HA	2.39	0.53

Continued on next page...

Continued from previous page...

Atom-1	Atom-2	Interatomic distance (Å)	Clash overlap (Å)
1:C:237:PHE:HE1	1:D:235:ILE:HD13	1.74	0.52
1:D:281:GLU:O	1:D:283:GLN:N	2.36	0.52
1:E:298:PHE:CB	1:E:299:PRO:HD3	2.39	0.52
1:E:51:LEU:CD1	1:E:70:ILE:HD12	2.38	0.52
1:C:51:LEU:CD1	1:C:70:ILE:HD12	2.40	0.52
1:D:314:PHE:CD1	1:D:314:PHE:N	2.76	0.52
1:D:221:GLU:OE2	1:E:221:GLU:OE2	2.27	0.52
1:E:305:ALA:O	1:E:309:LEU:HB2	2.08	0.52
1:C:22:TYR:HB3	1:C:41:PHE:HB2	1.91	0.52
1:C:304:LEU:O	1:C:308:ILE:HG12	2.08	0.52
1:D:157:THR:HG21	1:E:34:GLU:OE1	2.10	0.52
1:D:298:PHE:CB	1:D:299:PRO:HD3	2.39	0.52
1:B:18:ASN:HB3	1:B:143:VAL:HG23	1.91	0.52
1:D:25:GLU:HA	1:D:25:GLU:OE1	2.08	0.52
1:E:200:ILE:O	1:E:204:MET:HB2	2.08	0.52
1:B:7:PRO:O	1:B:50:ARG:NH2	2.43	0.52
1:E:18:ASN:HB3	1:E:143:VAL:HG23	1.90	0.52
1:E:200:ILE:CD1	1:E:240:LEU:HD23	2.38	0.52
1:E:253:TYR:HD1	1:E:313:PHE:CD2	2.27	0.52
1:A:221:GLU:HB3	1:B:221:GLU:CG	2.37	0.52
1:A:260:MET:HE2	1:A:309:LEU:HD22	1.90	0.52
1:A:53:PHE:CD1	1:A:53:PHE:O	2.63	0.52
1:B:53:PHE:CD1	1:B:53:PHE:O	2.63	0.52
1:B:53:PHE:CD1	1:B:95:PRO:HA	2.44	0.52
1:D:193:TYR:O	1:D:194:PHE:CB	2.56	0.52
1:D:53:PHE:O	1:D:53:PHE:CD1	2.63	0.52
1:A:194:PHE:C	1:A:196:TYR:N	2.62	0.52
1:A:25:GLU:HA	1:A:25:GLU:OE1	2.09	0.52
1:A:7:PRO:O	1:A:50:ARG:NH2	2.42	0.52
1:C:222:ALA:HA	1:D:221:GLU:OE1	2.10	0.52
1:E:314:PHE:N	1:E:314:PHE:HD1	2.07	0.52
1:A:27:TYR:CG	1:B:110:LEU:CD1	2.92	0.52
1:B:123:GLN:HB2	1:B:189:ILE:HG13	1.92	0.52
1:D:267:VAL:HA	1:D:270:ILE:HB	1.90	0.52
1:D:68:GLU:H	1:D:68:GLU:CD	2.11	0.52
1:E:29:LEU:C	1:E:29:LEU:HD23	2.30	0.52
1:A:193:TYR:O	1:A:194:PHE:CB	2.57	0.52
1:B:161:ILE:HA	1:B:189:ILE:HG22	1.92	0.52
1:B:243:THR:HG22	1:B:244:ASN:ND2	2.25	0.52
1:C:298:PHE:CB	1:C:299:PRO:HD3	2.39	0.52
1:E:52:ALA:HA	1:E:95:PRO:O	2.09	0.52

Continued on next page...

Continued from previous page...

Atom-1	Atom-2	Interatomic distance (Å)	Clash overlap (Å)
1:E:53:PHE:O	1:E:53:PHE:CD1	2.63	0.52
1:A:27:TYR:CB	1:B:110:LEU:CD1	2.82	0.52
1:B:215:PHE:HB2	1:B:216:TRP:CZ3	2.45	0.52
1:C:53:PHE:CD1	1:C:53:PHE:O	2.63	0.52
1:D:210:ILE:CG2	1:E:269:VAL:HG11	2.29	0.52
1:D:150:LYS:CG	1:D:154:VAL:HG21	2.40	0.51
1:A:137:ARG:HD2	1:A:179:LEU:HG	1.92	0.51
1:A:222:ALA:CB	1:B:221:GLU:HA	2.27	0.51
1:D:75:ILE:HD13	1:D:131:VAL:HB	1.93	0.51
1:B:194:PHE:C	1:B:196:TYR:H	2.13	0.51
1:C:222:ALA:O	1:C:226:LEU:HB2	2.11	0.51
1:E:283:GLN:N	1:E:284:PRO:CD	2.71	0.51
1:A:195:SER:O	1:A:199:ASN:HB2	2.10	0.51
1:C:193:TYR:O	1:C:194:PHE:CB	2.58	0.51
1:C:210:ILE:CD1	1:D:231:LEU:HD22	2.41	0.51
1:C:222:ALA:CB	1:D:221:GLU:HA	2.40	0.51
1:D:305:ALA:O	1:D:309:LEU:HB2	2.10	0.51
1:D:240:LEU:HD13	1:E:239:ILE:HG12	1.92	0.51
1:A:53:PHE:HE2	1:A:63:LYS:CB	2.24	0.51
1:C:159:TRP:CE3	1:C:189:ILE:HD12	2.45	0.51
1:C:68:GLU:H	1:C:68:GLU:CD	2.14	0.51
1:E:161:ILE:HA	1:E:189:ILE:HG22	1.93	0.51
1:E:216:TRP:CZ2	1:E:295:ARG:HB3	2.46	0.51
1:A:104:ARG:HH22	1:B:78:VAL:CA	2.17	0.51
1:A:277:TYR:O	1:A:281:GLU:HG2	2.11	0.51
1:B:46:TRP:HH2	1:B:72:ILE:HG23	1.75	0.51
1:D:277:TYR:O	1:D:281:GLU:HG2	2.11	0.51
1:A:305:ALA:O	1:A:309:LEU:HB2	2.11	0.51
1:A:54:ASP:HB2	1:A:57:ARG:HB2	1.93	0.51
1:B:193:TYR:O	1:B:194:PHE:HB2	2.10	0.51
1:C:75:ILE:HD13	1:C:131:VAL:HB	1.92	0.51
1:D:147:LYS:HE2	1:D:165:THR:HA	1.92	0.51
1:D:151:ASN:HD22	1:D:152:ASP:H	1.56	0.51
1:A:253:TYR:HD1	1:A:313:PHE:CD2	2.29	0.51
1:E:125:LEU:HB2	1:E:187:LEU:HB3	1.93	0.51
1:A:194:PHE:C	1:A:196:TYR:H	2.13	0.51
1:B:277:TYR:O	1:B:281:GLU:HG2	2.11	0.51
1:B:314:PHE:N	1:B:314:PHE:HD1	2.07	0.51
1:C:53:PHE:HE2	1:C:63:LYS:CB	2.24	0.51
1:D:225:THR:O	1:D:225:THR:HG22	2.11	0.51
1:D:53:PHE:HE2	1:D:63:LYS:CB	2.24	0.51

Continued on next page...

Continued from previous page...

Atom-1	Atom-2	Interatomic distance (Å)	Clash overlap (Å)
1:D:210:ILE:HG13	1:E:266:PHE:HE1	1.76	0.51
1:A:37:LYS:CG	1:A:108:ARG:HB2	2.40	0.50
1:A:51:LEU:HD13	1:A:70:ILE:HD12	1.93	0.50
1:C:271:GLU:OE2	1:C:272:VAL:N	2.44	0.50
1:D:257:ILE:HG22	1:D:309:LEU:HD23	1.94	0.50
1:D:22:TYR:HB3	1:D:41:PHE:HB2	1.93	0.50
1:D:96:ASP:OD1	1:D:98:THR:HB	2.12	0.50
1:E:243:THR:HG22	1:E:244:ASN:ND2	2.26	0.50
1:E:7:PRO:O	1:E:50:ARG:NH2	2.44	0.50
1:A:216:TRP:CZ2	1:A:295:ARG:HB3	2.46	0.50
1:C:274:VAL:C	1:C:276:HIS:H	2.15	0.50
1:C:53:PHE:CD1	1:C:53:PHE:C	2.85	0.50
1:D:274:VAL:C	1:D:276:HIS:H	2.15	0.50
1:A:53:PHE:CD1	1:A:95:PRO:HA	2.47	0.50
1:C:123:GLN:HB2	1:C:189:ILE:HG13	1.94	0.50
1:C:204:MET:O	1:C:207:ILE:HG12	2.12	0.50
1:D:123:GLN:HB2	1:D:189:ILE:HG13	1.93	0.50
1:E:37:LYS:HG3	1:E:108:ARG:HB2	1.94	0.50
1:E:193:TYR:O	1:E:194:PHE:HB2	2.10	0.50
1:A:53:PHE:CE2	1:A:63:LYS:HB3	2.47	0.50
1:A:68:GLU:H	1:A:68:GLU:CD	2.15	0.50
1:A:78:VAL:HB	1:A:128:TYR:HB2	1.93	0.50
1:B:274:VAL:C	1:B:276:HIS:H	2.15	0.50
1:B:22:TYR:HB3	1:B:41:PHE:HB2	1.94	0.50
1:C:264:PHE:CE2	1:C:302:PHE:HB2	2.47	0.50
1:E:215:PHE:HB2	1:E:216:TRP:CZ3	2.46	0.50
1:E:277:TYR:O	1:E:281:GLU:HG2	2.11	0.50
1:A:53:PHE:CD1	1:A:53:PHE:C	2.85	0.50
1:B:53:PHE:C	1:B:53:PHE:CD1	2.85	0.50
1:D:215:PHE:HB2	1:D:216:TRP:CZ3	2.45	0.50
1:E:215:PHE:HZ	1:E:298:PHE:CD1	2.30	0.50
1:E:46:TRP:HH2	1:E:72:ILE:HG23	1.76	0.50
1:A:274:VAL:C	1:A:276:HIS:H	2.15	0.50
1:D:53:PHE:C	1:D:53:PHE:CD1	2.85	0.50
1:D:104:ARG:NH2	1:E:78:VAL:HA	2.26	0.50
1:B:52:ALA:HA	1:B:95:PRO:O	2.12	0.50
1:C:15:LEU:O	1:C:15:LEU:HG	2.10	0.50
1:C:51:LEU:HD13	1:C:70:ILE:HD12	1.94	0.50
1:C:46:TRP:CH2	1:C:72:ILE:HG23	2.47	0.50
1:D:81:GLU:HG3	1:D:108:ARG:CG	2.42	0.50
1:B:222:ALA:O	1:B:226:LEU:HB2	2.11	0.50

Continued on next page...

Continued from previous page...

Atom-1	Atom-2	Interatomic distance (Å)	Clash overlap (Å)
1:B:23:LEU:HD22	1:B:38:VAL:HG21	1.93	0.50
1:C:155:PHE:CZ	1:D:112:PRO:HB3	2.47	0.50
1:E:204:MET:O	1:E:207:ILE:HG12	2.11	0.50
1:A:151:ASN:HB3	1:A:153:ASP:H	1.77	0.49
1:A:23:LEU:HG	1:A:164:PHE:CE1	2.47	0.49
1:B:224:VAL:O	1:B:228:VAL:HB	2.12	0.49
1:C:53:PHE:CE2	1:C:63:LYS:HB3	2.46	0.49
1:D:314:PHE:N	1:D:314:PHE:HD1	2.10	0.49
1:C:42:LEU:HD23	1:C:103:GLU:OE1	2.11	0.49
1:C:271:GLU:O	1:C:272:VAL:C	2.50	0.49
1:C:52:ALA:HA	1:C:95:PRO:O	2.12	0.49
1:D:234:HIS:CE1	1:D:261:ILE:CG2	2.94	0.49
1:D:264:PHE:CE2	1:D:302:PHE:HB2	2.47	0.49
1:E:159:TRP:CE3	1:E:189:ILE:HD12	2.47	0.49
1:E:53:PHE:HE2	1:E:63:LYS:CB	2.25	0.49
1:A:204:MET:O	1:A:207:ILE:HG12	2.12	0.49
1:E:53:PHE:C	1:E:53:PHE:CD1	2.85	0.49
1:B:75:ILE:HD13	1:B:131:VAL:HB	1.93	0.49
1:C:119:PRO:O	1:C:193:TYR:HB3	2.13	0.49
1:D:195:SER:O	1:D:199:ASN:HB2	2.13	0.49
1:D:216:TRP:CZ2	1:D:295:ARG:HB3	2.47	0.49
1:A:37:LYS:HG2	1:A:108:ARG:HB2	1.95	0.49
1:C:23:LEU:HB2	1:C:150:LYS:HA	1.95	0.49
1:D:23:LEU:HB2	1:D:150:LYS:HA	1.95	0.49
1:D:27:TYR:CB	1:E:110:LEU:HD11	2.43	0.49
1:A:149:GLY:O	1:A:150:LYS:HB2	2.13	0.49
1:A:147:LYS:CE	1:A:165:THR:HA	2.42	0.49
1:A:215:PHE:HB2	1:A:216:TRP:CZ3	2.47	0.49
1:A:267:VAL:HA	1:A:270:ILE:HB	1.93	0.49
1:B:81:GLU:HG3	1:B:108:ARG:CG	2.42	0.49
1:C:213:THR:CG2	1:C:226:LEU:HD11	2.42	0.49
1:C:243:THR:HG22	1:C:244:ASN:ND2	2.28	0.49
1:C:277:TYR:O	1:C:281:GLU:HG2	2.11	0.49
1:A:200:ILE:CD1	1:A:240:LEU:HD23	2.43	0.49
1:A:200:ILE:O	1:A:204:MET:HB2	2.12	0.49
1:D:161:ILE:HA	1:D:189:ILE:HG22	1.94	0.49
1:D:200:ILE:O	1:D:204:MET:HB2	2.13	0.49
1:D:7:PRO:O	1:D:50:ARG:NH2	2.43	0.49
1:D:27:TYR:HB3	1:E:110:LEU:HD11	1.94	0.49
1:E:149:GLY:O	1:E:150:LYS:HB2	2.13	0.49
1:A:271:GLU:OE2	1:A:272:VAL:N	2.46	0.49

Continued on next page...

Continued from previous page...

Atom-1	Atom-2	Interatomic distance (Å)	Clash overlap (Å)
1:B:149:GLY:O	1:B:150:LYS:HB2	2.12	0.49
1:B:119:PRO:O	1:B:193:TYR:HB3	2.12	0.49
1:B:264:PHE:CE2	1:B:302:PHE:HB2	2.47	0.49
1:B:76:ARG:HH12	1:B:130:ILE:HD11	1.78	0.49
1:C:253:TYR:HD1	1:C:313:PHE:CD2	2.30	0.49
1:A:119:PRO:O	1:A:193:TYR:HB3	2.12	0.49
1:A:264:PHE:CE2	1:A:302:PHE:HB2	2.48	0.49
1:C:202:LEU:HD12	1:D:259:PHE:CZ	2.48	0.49
1:C:23:LEU:HG	1:C:164:PHE:CE1	2.48	0.49
1:D:222:ALA:CB	1:E:220:TYR:CD2	2.96	0.49
1:D:37:LYS:CG	1:D:108:ARG:HB2	2.43	0.49
1:E:23:LEU:HD22	1:E:38:VAL:HG21	1.94	0.49
1:B:216:TRP:CZ2	1:B:295:ARG:HB3	2.48	0.48
1:C:155:PHE:CE1	1:D:112:PRO:HB3	2.48	0.48
1:C:305:ALA:O	1:C:309:LEU:HB2	2.13	0.48
1:D:243:THR:HG22	1:D:244:ASN:ND2	2.28	0.48
1:E:193:TYR:O	1:E:194:PHE:CB	2.60	0.48
1:E:264:PHE:CE2	1:E:302:PHE:HB2	2.48	0.48
1:A:157:THR:HG21	1:B:34:GLU:HG3	1.94	0.48
1:A:72:ILE:HG22	1:A:73:PRO:HD2	1.95	0.48
1:B:271:GLU:OE2	1:B:272:VAL:N	2.46	0.48
1:B:53:PHE:HE2	1:B:63:LYS:CB	2.25	0.48
1:C:53:PHE:CD1	1:C:95:PRO:HA	2.48	0.48
1:E:76:ARG:HH12	1:E:130:ILE:HD11	1.78	0.48
1:E:264:PHE:O	1:E:268:ALA:HB2	2.13	0.48
1:B:193:TYR:O	1:B:194:PHE:CB	2.59	0.48
1:C:200:ILE:O	1:C:204:MET:HB2	2.12	0.48
1:E:81:GLU:HG3	1:E:108:ARG:CG	2.44	0.48
1:A:9:PRO:HD3	1:A:71:TRP:CE3	2.49	0.48
1:E:215:PHE:HB3	1:E:295:ARG:HG2	1.95	0.48
1:A:253:TYR:CA	1:A:313:PHE:HE2	2.22	0.48
1:C:65:TYR:CD1	1:C:70:ILE:HD11	2.48	0.48
1:C:7:PRO:O	1:C:50:ARG:NH2	2.45	0.48
1:D:65:TYR:CD1	1:D:70:ILE:HD11	2.48	0.48
1:A:123:GLN:HB2	1:A:189:ILE:HG13	1.94	0.48
1:A:243:THR:HG22	1:A:244:ASN:ND2	2.29	0.48
1:B:68:GLU:H	1:B:68:GLU:CD	2.16	0.48
1:E:274:VAL:C	1:E:276:HIS:H	2.15	0.48
1:A:23:LEU:HD22	1:A:38:VAL:HG21	1.94	0.48
1:A:52:ALA:HA	1:A:95:PRO:O	2.13	0.48
1:A:96:ASP:OD1	1:A:98:THR:HB	2.12	0.48

Continued on next page...

Continued from previous page...

Atom-1	Atom-2	Interatomic distance (Å)	Clash overlap (Å)
1:D:137:ARG:HD2	1:D:179:LEU:HG	1.94	0.48
1:D:202:LEU:HD12	1:E:259:PHE:CZ	2.47	0.48
1:E:68:GLU:H	1:E:68:GLU:CD	2.17	0.48
1:E:70:ILE:HD13	1:E:70:ILE:N	2.27	0.48
1:B:9:PRO:HD3	1:B:71:TRP:CE3	2.49	0.48
1:C:125:LEU:HB2	1:C:187:LEU:HB3	1.96	0.48
1:D:210:ILE:HG13	1:E:266:PHE:CD1	2.48	0.48
1:A:137:ARG:HD3	1:A:137:ARG:HA	1.57	0.48
1:A:192:GLN:CG	1:B:249:PRO:HB3	2.44	0.48
1:C:215:PHE:HB2	1:C:216:TRP:CE3	2.49	0.48
1:C:215:PHE:HB3	1:C:295:ARG:HG2	1.95	0.48
1:C:81:GLU:HG3	1:C:108:ARG:CG	2.44	0.48
1:D:271:GLU:OE2	1:D:272:VAL:N	2.46	0.48
1:D:41:PHE:HE2	1:E:175:LEU:CD2	2.27	0.48
1:A:25:GLU:HG3	1:B:79:ASN:HA	1.95	0.47
1:B:179:LEU:O	1:B:179:LEU:HD12	2.14	0.47
1:D:158:GLY:HA2	1:D:192:GLN:OE1	2.14	0.47
1:E:70:ILE:HG22	1:E:71:TRP:N	2.29	0.47
1:A:232:ILE:HG22	1:A:233:ALA:N	2.30	0.47
1:B:215:PHE:HB3	1:B:295:ARG:HG2	1.95	0.47
1:B:253:TYR:CA	1:B:313:PHE:HE2	2.22	0.47
1:A:104:ARG:NH1	1:B:77:PHE:O	2.44	0.47
1:C:257:ILE:HG22	1:C:309:LEU:HD23	1.96	0.47
1:E:53:PHE:CE2	1:E:63:LYS:HB3	2.45	0.47
1:E:86:ALA:HB2	1:E:105:PHE:HB3	1.96	0.47
1:B:261:ILE:HD13	1:B:302:PHE:HE1	1.80	0.47
1:C:147:LYS:CE	1:C:165:THR:HA	2.43	0.47
1:C:179:LEU:O	1:C:179:LEU:HD12	2.14	0.47
1:D:210:ILE:CG1	1:E:266:PHE:CD1	2.97	0.47
1:D:256:ALA:HB1	1:D:309:LEU:HD21	1.97	0.47
1:E:151:ASN:HB3	1:E:153:ASP:H	1.78	0.47
1:B:253:TYR:HD1	1:B:313:PHE:CD2	2.32	0.47
1:C:137:ARG:HD2	1:C:179:LEU:HG	1.95	0.47
1:C:23:LEU:HD22	1:C:38:VAL:HG21	1.97	0.47
1:C:78:VAL:HB	1:C:128:TYR:HB2	1.97	0.47
1:D:179:LEU:O	1:D:179:LEU:HD12	2.14	0.47
1:B:233:ALA:O	1:B:237:PHE:HD1	1.97	0.47
1:E:23:LEU:HG	1:E:164:PHE:CE1	2.49	0.47
1:B:151:ASN:HB3	1:B:153:ASP:H	1.79	0.47
1:D:23:LEU:HD22	1:D:38:VAL:HG21	1.97	0.47
1:E:137:ARG:HA	1:E:137:ARG:HD3	1.60	0.47

Continued on next page...

Continued from previous page...

Atom-1	Atom-2	Interatomic distance (Å)	Clash overlap (Å)
1:E:179:LEU:O	1:E:179:LEU:HD12	2.14	0.47
1:E:195:SER:O	1:E:199:ASN:HB2	2.15	0.47
1:A:132:ARG:HH22	1:A:176:GLU:HB2	1.80	0.47
1:B:150:LYS:HG3	1:B:154:VAL:HG21	1.95	0.47
1:D:78:VAL:HB	1:D:128:TYR:HB2	1.95	0.47
1:E:62:VAL:HG11	1:E:92:SER:HB3	1.97	0.47
1:A:125:LEU:HB2	1:A:187:LEU:HB3	1.96	0.47
1:A:212:TRP:HB2	1:A:215:PHE:CE1	2.50	0.47
1:C:132:ARG:HH22	1:C:176:GLU:HB2	1.80	0.47
1:C:151:ASN:HB3	1:C:153:ASP:H	1.80	0.47
1:D:151:ASN:HB3	1:D:153:ASP:H	1.80	0.47
1:D:70:ILE:HG22	1:D:71:TRP:N	2.29	0.47
1:A:132:ARG:CA	1:A:180:GLU:HG2	2.43	0.47
1:D:150:LYS:HG3	1:D:154:VAL:HG21	1.98	0.47
1:E:76:ARG:CZ	1:E:130:ILE:HD12	2.44	0.47
1:E:253:TYR:O	1:E:256:ALA:HB3	2.14	0.47
1:E:37:LYS:CG	1:E:108:ARG:HB2	2.45	0.47
1:C:149:GLY:O	1:C:150:LYS:HB2	2.15	0.46
1:D:215:PHE:HB3	1:D:295:ARG:HG2	1.97	0.46
1:E:233:ALA:O	1:E:237:PHE:HD1	1.98	0.46
1:A:179:LEU:HD12	1:A:179:LEU:O	2.14	0.46
1:B:232:ILE:HG22	1:B:233:ALA:N	2.30	0.46
1:B:65:TYR:CD1	1:B:70:ILE:HD11	2.50	0.46
1:D:232:ILE:HG22	1:D:233:ALA:N	2.30	0.46
1:E:96:ASP:OD1	1:E:98:THR:HB	2.15	0.46
1:A:196:TYR:HD1	1:A:196:TYR:N	2.13	0.46
1:A:256:ALA:HB1	1:A:309:LEU:HD21	1.97	0.46
1:A:27:TYR:CG	1:B:110:LEU:HD11	2.50	0.46
1:A:225:THR:CG2	1:B:224:VAL:HG23	2.46	0.46
1:E:23:LEU:HB2	1:E:150:LYS:HA	1.96	0.46
1:A:157:THR:HG22	1:B:34:GLU:OE1	2.15	0.46
1:A:15:LEU:HD12	1:A:16:THR:N	2.30	0.46
1:A:221:GLU:HA	1:A:221:GLU:OE1	2.14	0.46
1:A:46:TRP:CH2	1:A:72:ILE:HG23	2.49	0.46
1:E:9:PRO:HD3	1:E:71:TRP:CE3	2.50	0.46
1:A:23:LEU:HB2	1:A:150:LYS:HA	1.97	0.46
1:A:19:THR:HG22	1:A:44:LEU:CD2	2.46	0.46
1:B:204:MET:O	1:B:207:ILE:HG12	2.16	0.46
1:B:215:PHE:HB2	1:B:216:TRP:CE3	2.50	0.46
1:D:270:ILE:HA	1:D:270:ILE:HD13	1.62	0.46
1:E:151:ASN:ND2	1:E:152:ASP:H	2.13	0.46

Continued on next page...

Continued from previous page...

Atom-1	Atom-2	Interatomic distance (Å)	Clash overlap (Å)
1:B:226:LEU:HA	1:B:226:LEU:HD22	1.71	0.46
1:D:41:PHE:HE2	1:E:175:LEU:HD23	1.80	0.46
1:B:23:LEU:HB2	1:B:150:LYS:HA	1.97	0.46
1:B:195:SER:O	1:B:199:ASN:HB2	2.16	0.46
1:D:131:VAL:CG1	1:D:140:VAL:HG13	2.44	0.46
1:D:119:PRO:O	1:D:193:TYR:HB3	2.15	0.46
1:D:215:PHE:HB2	1:D:216:TRP:CE3	2.51	0.46
1:D:23:LEU:HG	1:D:164:PHE:CE1	2.50	0.46
1:E:51:LEU:HD13	1:E:70:ILE:HD12	1.97	0.46
1:A:224:VAL:C	1:A:226:LEU:N	2.69	0.46
1:C:151:ASN:ND2	1:C:152:ASP:H	2.14	0.46
1:C:72:ILE:HG22	1:C:73:PRO:HD2	1.97	0.46
1:E:123:GLN:HB2	1:E:189:ILE:HG13	1.96	0.46
1:A:271:GLU:O	1:A:272:VAL:C	2.53	0.46
1:D:54:ASP:HB2	1:D:57:ARG:CB	2.44	0.46
1:A:196:TYR:CD1	1:A:196:TYR:N	2.84	0.46
1:A:215:PHE:HB2	1:A:216:TRP:CE3	2.51	0.46
1:D:200:ILE:CD1	1:D:240:LEU:HD23	2.46	0.46
1:D:253:TYR:CA	1:D:313:PHE:HE2	2.20	0.46
1:D:53:PHE:CE2	1:D:63:LYS:HB3	2.47	0.46
1:C:29:LEU:HD23	1:C:30:ASP:N	2.31	0.45
1:D:196:TYR:N	1:D:196:TYR:HD1	2.14	0.45
1:E:119:PRO:O	1:E:193:TYR:HB3	2.16	0.45
1:E:224:VAL:C	1:E:226:LEU:H	2.19	0.45
1:A:257:ILE:HG22	1:A:309:LEU:HD23	1.97	0.45
1:B:264:PHE:O	1:B:268:ALA:HB2	2.16	0.45
1:B:54:ASP:HB2	1:B:57:ARG:CB	2.46	0.45
1:B:53:PHE:CE2	1:B:63:LYS:HB3	2.48	0.45
1:A:65:TYR:CD1	1:A:70:ILE:HD11	2.50	0.45
1:B:86:ALA:HB2	1:B:105:PHE:HB3	1.98	0.45
1:C:224:VAL:O	1:C:228:VAL:HB	2.15	0.45
1:D:79:ASN:OD1	1:D:109:VAL:HG12	2.16	0.45
1:A:131:VAL:CG1	1:A:140:VAL:HG13	2.41	0.45
1:A:161:ILE:HA	1:A:189:ILE:HG22	1.99	0.45
1:C:216:TRP:CZ2	1:C:295:ARG:HB3	2.51	0.45
1:C:96:ASP:OD1	1:C:98:THR:HB	2.17	0.45
1:D:76:ARG:HH12	1:D:130:ILE:HD11	1.82	0.45
1:E:256:ALA:HB1	1:E:309:LEU:HD21	1.97	0.45
1:A:215:PHE:HB3	1:A:295:ARG:HG2	1.98	0.45
1:B:137:ARG:HD2	1:B:179:LEU:HG	1.98	0.45
1:D:224:VAL:O	1:D:228:VAL:HB	2.16	0.45

Continued on next page...

Continued from previous page...

Atom-1	Atom-2	Interatomic distance (Å)	Clash overlap (Å)
1:D:29:LEU:HD23	1:D:30:ASP:N	2.31	0.45
1:A:225:THR:HG22	1:A:225:THR:O	2.17	0.45
1:B:137:ARG:HD3	1:B:137:ARG:HA	1.58	0.45
1:B:53:PHE:O	1:B:54:ASP:C	2.55	0.45
1:C:76:ARG:HH12	1:C:130:ILE:HD11	1.82	0.45
1:C:37:LYS:CG	1:C:108:ARG:HB2	2.46	0.45
1:D:76:ARG:CZ	1:D:130:ILE:HD12	2.44	0.45
1:B:270:ILE:HD13	1:B:270:ILE:HA	1.64	0.45
1:C:253:TYR:HB2	1:C:313:PHE:HD2	1.82	0.45
1:C:53:PHE:O	1:C:54:ASP:C	2.55	0.45
1:D:196:TYR:N	1:D:196:TYR:CD1	2.84	0.45
1:E:215:PHE:HB2	1:E:216:TRP:CE3	2.52	0.45
1:E:257:ILE:HG22	1:E:309:LEU:HD23	1.98	0.45
1:E:65:TYR:CD1	1:E:70:ILE:HD11	2.51	0.45
1:A:224:VAL:O	1:A:228:VAL:HB	2.16	0.45
1:A:47:LYS:HB3	1:A:47:LYS:HE2	1.75	0.45
1:B:271:GLU:O	1:B:272:VAL:C	2.53	0.45
1:C:21:ILE:HA	1:C:41:PHE:O	2.17	0.45
1:E:78:VAL:HB	1:E:128:TYR:HB2	1.97	0.45
1:A:255:GLY:O	1:A:258:ILE:HG22	2.17	0.45
1:C:226:LEU:HA	1:C:226:LEU:HD22	1.66	0.45
1:C:54:ASP:HB2	1:C:57:ARG:CB	2.47	0.45
1:D:195:SER:HB3	1:E:248:THR:O	2.17	0.45
1:A:213:THR:CG2	1:A:226:LEU:HD11	2.46	0.45
1:C:28:SER:HB2	1:C:37:LYS:HD2	1.99	0.45
1:C:86:ALA:HB2	1:C:105:PHE:HB3	1.97	0.45
1:D:51:LEU:HD13	1:D:70:ILE:HD12	1.99	0.45
1:E:224:VAL:C	1:E:226:LEU:N	2.69	0.45
1:E:276:HIS:C	1:E:278:LEU:N	2.71	0.45
1:E:54:ASP:HB2	1:E:57:ARG:CB	2.47	0.45
1:A:270:ILE:HA	1:A:270:ILE:HD13	1.63	0.44
1:B:70:ILE:HG22	1:B:71:TRP:N	2.32	0.44
1:B:78:VAL:HB	1:B:128:TYR:HB2	1.97	0.44
1:D:204:MET:O	1:D:207:ILE:HG12	2.17	0.44
1:E:119:PRO:HB3	1:E:196:TYR:HD2	1.82	0.44
1:A:76:ARG:CZ	1:A:130:ILE:HD12	2.45	0.44
1:A:253:TYR:HB2	1:A:313:PHE:HD2	1.81	0.44
1:A:62:VAL:HG11	1:A:92:SER:HB3	1.98	0.44
1:D:37:LYS:HG3	1:D:108:ARG:HB2	1.99	0.44
1:A:276:HIS:C	1:A:278:LEU:N	2.71	0.44
1:A:53:PHE:O	1:A:54:ASP:C	2.55	0.44

Continued on next page...

Continued from previous page...

Atom-1	Atom-2	Interatomic distance (Å)	Clash overlap (Å)
1:B:86:ALA:HA	1:B:105:PHE:HA	1.98	0.44
1:D:132:ARG:CA	1:D:180:GLU:HG2	2.47	0.44
1:E:271:GLU:O	1:E:272:VAL:C	2.54	0.44
1:A:282:SER:C	1:A:284:PRO:HD3	2.38	0.44
1:B:76:ARG:CZ	1:B:130:ILE:HD12	2.45	0.44
1:B:276:HIS:C	1:B:278:LEU:N	2.71	0.44
1:D:46:TRP:HH2	1:D:72:ILE:HG23	1.82	0.44
1:D:95:PRO:C	1:D:97:GLY:H	2.20	0.44
1:E:271:GLU:OE2	1:E:272:VAL:N	2.50	0.44
1:A:79:ASN:OD1	1:A:109:VAL:HG12	2.18	0.44
1:B:147:LYS:CE	1:B:165:THR:HA	2.47	0.44
1:B:224:VAL:C	1:B:226:LEU:N	2.69	0.44
1:D:125:LEU:HB2	1:D:187:LEU:HB3	1.99	0.44
1:D:212:TRP:HB2	1:D:215:PHE:CE1	2.52	0.44
1:D:64:THR:O	1:D:64:THR:HG22	2.17	0.44
1:D:132:ARG:HH22	1:D:176:GLU:HB2	1.83	0.44
1:D:226:LEU:HD23	1:E:224:VAL:HB	1.99	0.44
1:D:261:ILE:HD13	1:D:302:PHE:HE1	1.82	0.44
1:C:89:VAL:CG2	1:D:76:ARG:HD3	2.48	0.44
1:E:53:PHE:O	1:E:54:ASP:C	2.55	0.44
1:A:151:ASN:ND2	1:A:152:ASP:H	2.15	0.44
1:C:118:TYR:HB3	1:C:119:PRO:HD3	1.99	0.44
1:C:240:LEU:HD22	1:D:239:ILE:HG12	1.99	0.44
1:D:276:HIS:C	1:D:278:LEU:N	2.71	0.44
1:A:42:LEU:HD23	1:A:103:GLU:OE1	2.17	0.44
1:A:202:LEU:HD12	1:B:259:PHE:CE1	2.53	0.44
1:B:256:ALA:HB1	1:B:309:LEU:HD21	1.99	0.44
1:C:105:PHE:HD1	1:C:105:PHE:H	1.64	0.44
1:C:155:PHE:HD1	1:D:110:LEU:HD22	1.83	0.44
1:D:226:LEU:HD22	1:D:226:LEU:HA	1.67	0.44
1:D:48:ASP:O	1:D:50:ARG:N	2.51	0.44
1:B:224:VAL:C	1:B:226:LEU:H	2.21	0.44
1:B:37:LYS:CG	1:B:108:ARG:HB2	2.48	0.44
1:C:161:ILE:HA	1:C:189:ILE:HG22	1.99	0.44
1:C:70:ILE:HG22	1:C:71:TRP:N	2.33	0.44
1:D:149:GLY:O	1:D:150:LYS:CB	2.66	0.44
1:B:131:VAL:CG1	1:B:140:VAL:HG13	2.41	0.43
1:B:257:ILE:HG22	1:B:309:LEU:HD23	2.00	0.43
1:D:53:PHE:O	1:D:54:ASP:C	2.55	0.43
1:C:86:ALA:HA	1:C:105:PHE:HA	2.00	0.43
1:A:118:TYR:HB3	1:A:119:PRO:HD3	1.99	0.43

Continued on next page...

Continued from previous page...

Atom-1	Atom-2	Interatomic distance (Å)	Clash overlap (Å)
1:A:215:PHE:CE1	1:A:298:PHE:CD1	3.07	0.43
1:A:222:ALA:HB2	1:B:221:GLU:CA	2.30	0.43
1:A:29:LEU:HD23	1:A:30:ASP:N	2.33	0.43
1:A:81:GLU:HG3	1:A:108:ARG:CG	2.45	0.43
1:B:196:TYR:HD1	1:B:196:TYR:N	2.16	0.43
1:B:19:THR:HA	1:B:43:SER:O	2.17	0.43
1:C:276:HIS:C	1:C:278:LEU:N	2.71	0.43
1:C:27:TYR:CE1	1:D:81:GLU:OE1	2.72	0.43
1:E:291:THR:O	1:E:295:ARG:HG3	2.18	0.43
1:A:170:PRO:HB3	1:A:183:LEU:CD2	2.48	0.43
1:B:282:SER:C	1:B:284:PRO:HD3	2.39	0.43
1:B:96:ASP:OD1	1:B:98:THR:HB	2.17	0.43
1:D:79:ASN:OD1	1:D:109:VAL:CG1	2.66	0.43
1:E:46:TRP:CH2	1:E:72:ILE:HG23	2.53	0.43
1:A:86:ALA:HA	1:A:105:PHE:HA	2.00	0.43
1:B:249:PRO:HD2	1:B:250:TYR:CE1	2.53	0.43
1:B:47:LYS:HB3	1:B:47:LYS:HE2	1.73	0.43
1:D:86:ALA:HB2	1:D:105:PHE:HB3	2.00	0.43
1:D:86:ALA:HA	1:D:105:PHE:HA	2.00	0.43
1:E:196:TYR:N	1:E:196:TYR:HD1	2.17	0.43
1:E:72:ILE:HG22	1:E:73:PRO:HD2	2.00	0.43
1:A:226:LEU:CD2	1:B:228:VAL:HG21	2.47	0.43
1:B:23:LEU:HA	1:B:40:ALA:HB2	2.00	0.43
1:B:28:SER:HB2	1:B:37:LYS:HD2	2.00	0.43
1:C:264:PHE:O	1:C:268:ALA:HB2	2.18	0.43
1:D:155:PHE:CE1	1:E:112:PRO:CB	2.83	0.43
1:D:77:PHE:HB2	1:D:84:ARG:HD2	2.00	0.43
1:E:86:ALA:HA	1:E:105:PHE:HA	2.00	0.43
1:A:86:ALA:HB2	1:A:105:PHE:HB3	2.00	0.43
1:A:70:ILE:HG22	1:A:71:TRP:N	2.33	0.43
1:C:37:LYS:HG2	1:C:108:ARG:HB2	1.99	0.43
1:C:131:VAL:CG1	1:C:140:VAL:HG13	2.43	0.43
1:A:78:VAL:CG2	1:A:130:ILE:HG12	2.37	0.43
1:A:139:ILE:HG12	1:A:172:ASN:HD21	1.84	0.43
1:A:194:PHE:HE2	1:B:250:TYR:O	2.01	0.43
1:C:157:THR:HG22	1:D:34:GLU:OE1	2.19	0.43
1:D:233:ALA:O	1:D:237:PHE:HD1	2.02	0.43
1:D:271:GLU:O	1:D:272:VAL:C	2.56	0.43
1:D:286:ARG:O	1:D:289:SER:HB3	2.18	0.43
1:E:212:TRP:HB2	1:E:215:PHE:CE1	2.53	0.43
1:B:76:ARG:NH1	1:B:130:ILE:HD11	2.33	0.43

Continued on next page...

Continued from previous page...

Atom-1	Atom-2	Interatomic distance (Å)	Clash overlap (Å)
1:E:131:VAL:CG1	1:E:140:VAL:HG13	2.42	0.43
1:E:283:GLN:O	1:E:283:GLN:HG2	2.19	0.43
1:A:28:SER:HB2	1:A:37:LYS:HD2	2.01	0.43
1:D:157:THR:CG2	1:E:34:GLU:OE1	2.66	0.43
1:E:28:SER:HB2	1:E:37:LYS:HD2	2.01	0.43
1:E:53:PHE:HD1	1:E:53:PHE:C	2.22	0.43
1:E:70:ILE:HG22	1:E:71:TRP:O	2.18	0.43
1:A:261:ILE:HD13	1:A:302:PHE:HE1	1.84	0.42
1:A:76:ARG:HH12	1:A:130:ILE:HD11	1.83	0.42
1:C:238:ASN:HA	1:C:258:ILE:HD13	2.00	0.42
1:D:28:SER:HB2	1:D:37:LYS:HD2	2.01	0.42
1:E:238:ASN:HA	1:E:258:ILE:HD13	2.01	0.42
1:A:155:PHE:CZ	1:B:112:PRO:CB	2.87	0.42
1:B:29:LEU:HD23	1:B:30:ASP:N	2.34	0.42
1:B:51:LEU:HD13	1:B:70:ILE:HD12	2.00	0.42
1:C:132:ARG:CA	1:C:180:GLU:HG2	2.45	0.42
1:C:291:THR:O	1:C:295:ARG:HG3	2.19	0.42
1:D:215:PHE:CE1	1:D:298:PHE:CD1	3.08	0.42
1:E:268:ALA:HA	1:E:298:PHE:HE1	1.85	0.42
1:E:282:SER:C	1:E:284:PRO:HD3	2.38	0.42
1:E:25:GLU:HB2	1:E:39:ASN:HB3	2.01	0.42
1:E:95:PRO:C	1:E:97:GLY:H	2.23	0.42
1:A:286:ARG:O	1:A:289:SER:HB3	2.19	0.42
1:A:21:ILE:HA	1:A:41:PHE:O	2.19	0.42
1:A:146:GLU:HG3	1:B:176:GLU:CD	2.39	0.42
1:B:23:LEU:HG	1:B:164:PHE:CE1	2.55	0.42
1:C:224:VAL:C	1:C:226:LEU:N	2.71	0.42
1:D:224:VAL:C	1:D:226:LEU:N	2.73	0.42
1:D:210:ILE:O	1:D:211:SER:C	2.58	0.42
1:E:150:LYS:HG2	1:E:154:VAL:HG21	2.01	0.42
1:E:224:VAL:O	1:E:228:VAL:HB	2.19	0.42
1:A:146:GLU:HG3	1:B:176:GLU:CG	2.50	0.42
1:A:179:LEU:HD12	1:A:179:LEU:C	2.40	0.42
1:C:119:PRO:HB3	1:C:196:TYR:HD2	1.84	0.42
1:B:42:LEU:HD23	1:B:103:GLU:OE1	2.19	0.42
1:B:170:PRO:HB3	1:B:183:LEU:CD2	2.49	0.42
1:B:291:THR:O	1:B:295:ARG:HG3	2.20	0.42
1:C:78:VAL:CG2	1:C:130:ILE:HG12	2.36	0.42
1:C:179:LEU:C	1:C:179:LEU:HD12	2.40	0.42
1:D:291:THR:O	1:D:295:ARG:HG3	2.19	0.42
1:D:54:ASP:CB	1:D:57:ARG:HG3	2.44	0.42

Continued on next page...

Continued from previous page...

Atom-1	Atom-2	Interatomic distance (Å)	Clash overlap (Å)
1:A:15:LEU:O	1:A:15:LEU:HG	2.20	0.42
1:B:196:TYR:N	1:B:196:TYR:CD1	2.87	0.42
1:C:79:ASN:OD1	1:C:109:VAL:HG12	2.19	0.42
1:D:105:PHE:H	1:D:105:PHE:HD1	1.66	0.42
1:A:291:THR:O	1:A:295:ARG:HG3	2.20	0.42
1:B:13:GLU:OE1	1:B:14:PRO:HD3	2.19	0.42
1:B:179:LEU:C	1:B:179:LEU:HD12	2.40	0.42
1:B:213:THR:CG2	1:B:226:LEU:HD11	2.48	0.42
1:C:261:ILE:HD13	1:C:302:PHE:HE1	1.84	0.42
1:C:62:VAL:HG13	1:C:93:VAL:O	2.20	0.42
1:E:215:PHE:CE1	1:E:298:PHE:CD1	3.07	0.42
1:E:47:LYS:HB3	1:E:47:LYS:HE2	1.71	0.42
1:A:203:PRO:HB3	1:B:262:TYR:CZ	2.55	0.42
1:B:286:ARG:O	1:B:289:SER:HB3	2.20	0.42
1:B:253:TYR:HB2	1:B:313:PHE:HD2	1.85	0.42
1:C:202:LEU:HD22	1:C:202:LEU:HA	1.86	0.42
1:D:62:VAL:HG11	1:D:92:SER:HB3	2.01	0.42
1:D:95:PRO:O	1:D:97:GLY:N	2.53	0.42
1:E:261:ILE:HD13	1:E:302:PHE:HE1	1.84	0.42
1:E:76:ARG:NH1	1:E:130:ILE:HD11	2.34	0.42
1:A:53:PHE:HD1	1:A:53:PHE:C	2.23	0.42
1:B:62:VAL:HG11	1:B:92:SER:HB3	2.02	0.42
1:A:105:PHE:HD1	1:A:105:PHE:H	1.67	0.41
1:B:155:PHE:HB3	1:B:156:LEU:H	1.68	0.41
1:B:225:THR:HG21	1:C:224:VAL:HG23	2.02	0.41
1:C:9:PRO:HD3	1:C:71:TRP:CE3	2.54	0.41
1:D:312:LEU:HA	1:D:312:LEU:HD12	1.86	0.41
1:E:196:TYR:CD1	1:E:196:TYR:N	2.87	0.41
1:E:270:ILE:HA	1:E:270:ILE:HD13	1.60	0.41
1:B:132:ARG:HH22	1:B:176:GLU:HB2	1.85	0.41
1:B:53:PHE:C	1:B:53:PHE:HD1	2.23	0.41
1:C:155:PHE:CD1	1:D:110:LEU:CD2	3.02	0.41
1:D:156:LEU:HA	1:D:156:LEU:HD12	1.87	0.41
1:D:278:LEU:HD23	1:D:287:ALA:HA	2.02	0.41
1:E:179:LEU:HD12	1:E:179:LEU:C	2.40	0.41
1:E:226:LEU:HD22	1:E:226:LEU:HA	1.67	0.41
1:B:118:TYR:HB3	1:B:119:PRO:HD3	2.01	0.41
1:B:23:LEU:HD22	1:B:38:VAL:CG2	2.49	0.41
1:C:196:TYR:O	1:C:200:ILE:HB	2.20	0.41
1:C:278:LEU:HD23	1:C:287:ALA:HA	2.02	0.41
1:D:42:LEU:HD23	1:D:103:GLU:OE1	2.20	0.41

Continued on next page...

Continued from previous page...

Atom-1	Atom-2	Interatomic distance (Å)	Clash overlap (Å)
1:E:164:PHE:HD2	1:E:186:GLN:O	2.02	0.41
1:A:240:LEU:HD22	1:B:239:ILE:HG12	2.02	0.41
1:B:37:LYS:HG3	1:B:108:ARG:HB2	2.02	0.41
1:B:151:ASN:ND2	1:B:152:ASP:H	2.16	0.41
1:C:19:THR:HA	1:C:43:SER:O	2.20	0.41
1:C:70:ILE:N	1:C:70:ILE:HD13	2.35	0.41
1:D:23:LEU:HD22	1:D:38:VAL:CG2	2.51	0.41
1:D:72:ILE:HG22	1:D:73:PRO:HD2	2.02	0.41
1:E:253:TYR:CA	1:E:313:PHE:HE2	2.22	0.41
1:E:21:ILE:HA	1:E:41:PHE:O	2.20	0.41
1:A:210:ILE:O	1:A:211:SER:C	2.59	0.41
1:A:224:VAL:C	1:A:226:LEU:H	2.23	0.41
1:A:77:PHE:CG	1:A:84:ARG:HD2	2.54	0.41
1:C:170:PRO:HB3	1:C:183:LEU:CD2	2.50	0.41
1:D:48:ASP:C	1:D:50:ARG:N	2.74	0.41
1:D:53:PHE:C	1:D:53:PHE:HD1	2.22	0.41
1:A:269:VAL:HA	1:A:272:VAL:HG22	2.02	0.41
1:A:278:LEU:HD23	1:A:287:ALA:HA	2.02	0.41
1:A:54:ASP:HB2	1:A:57:ARG:CB	2.50	0.41
1:B:46:TRP:CH2	1:B:72:ILE:HG23	2.54	0.41
1:D:179:LEU:C	1:D:179:LEU:HD12	2.40	0.41
1:D:282:SER:C	1:D:284:PRO:HD3	2.40	0.41
1:E:128:TYR:O	1:E:183:LEU:O	2.39	0.41
1:A:158:GLY:HA2	1:A:192:GLN:OE1	2.21	0.41
1:A:23:LEU:HD22	1:A:38:VAL:CG2	2.51	0.41
1:C:212:TRP:HB2	1:C:215:PHE:CE1	2.55	0.41
1:C:224:VAL:C	1:C:226:LEU:H	2.23	0.41
1:C:286:ARG:O	1:C:289:SER:HB3	2.21	0.41
1:C:62:VAL:HG11	1:C:92:SER:HB3	2.03	0.41
1:E:42:LEU:HD23	1:E:103:GLU:OE1	2.21	0.41
1:A:149:GLY:O	1:A:150:LYS:CB	2.68	0.41
1:D:9:PRO:HD3	1:D:71:TRP:CE3	2.55	0.41
1:E:286:ARG:O	1:E:289:SER:HB3	2.21	0.41
1:A:76:ARG:NH1	1:A:130:ILE:HD11	2.36	0.41
1:B:196:TYR:O	1:B:201:ILE:HG12	2.19	0.41
1:C:270:ILE:HA	1:C:270:ILE:HD13	1.66	0.41
1:E:249:PRO:HD2	1:E:250:TYR:CE1	2.56	0.41
1:A:23:LEU:HA	1:A:40:ALA:HB2	2.03	0.41
1:B:132:ARG:CA	1:B:180:GLU:HG2	2.47	0.41
1:B:215:PHE:CE1	1:B:298:PHE:CD1	3.08	0.41
1:B:70:ILE:HG22	1:B:71:TRP:O	2.21	0.41

Continued on next page...

Continued from previous page...

Atom-1	Atom-2	Interatomic distance (Å)	Clash overlap (Å)
1:C:215:PHE:CE1	1:C:298:PHE:CD1	3.09	0.41
1:D:269:VAL:HA	1:D:272:VAL:HG22	2.02	0.41
1:E:23:LEU:HD22	1:E:38:VAL:CG2	2.51	0.41
1:A:119:PRO:HB3	1:A:196:TYR:HD2	1.86	0.41
1:A:195:SER:HB3	1:B:248:THR:O	2.20	0.41
1:A:225:THR:HG22	1:B:224:VAL:HG23	2.03	0.41
1:C:137:ARG:HA	1:C:137:ARG:HD3	1.55	0.41
1:C:282:SER:C	1:C:284:PRO:HD3	2.41	0.41
1:D:23:LEU:HA	1:D:40:ALA:HB2	2.02	0.41
1:A:140:VAL:HG22	1:A:181:SER:CB	2.51	0.40
1:B:19:THR:HG22	1:B:44:LEU:CD2	2.51	0.40
1:B:210:ILE:HG13	1:C:266:PHE:HE1	1.85	0.40
1:C:197:ILE:CB	1:C:198:PRO:HD3	2.49	0.40
1:C:23:LEU:HD22	1:C:38:VAL:CG2	2.51	0.40
1:C:95:PRO:C	1:C:97:GLY:H	2.25	0.40
1:D:296:ILE:HA	1:D:296:ILE:HD13	1.93	0.40
1:D:94:SER:OG	1:D:95:PRO:CD	2.67	0.40
1:B:149:GLY:O	1:B:150:LYS:CB	2.70	0.40
1:D:15:LEU:HD12	1:D:16:THR:N	2.36	0.40
1:D:264:PHE:O	1:D:268:ALA:HB2	2.22	0.40
1:D:47:LYS:HE2	1:D:47:LYS:HB3	1.70	0.40
1:E:132:ARG:CA	1:E:180:GLU:HG2	2.46	0.40
1:E:278:LEU:HD23	1:E:287:ALA:HA	2.02	0.40
1:A:118:TYR:CZ	1:A:196:TYR:HE2	2.40	0.40
1:A:140:VAL:HG22	1:A:181:SER:HB3	2.03	0.40
1:A:233:ALA:O	1:A:237:PHE:HD1	2.04	0.40
1:B:212:TRP:HB2	1:B:215:PHE:CE1	2.56	0.40
1:C:118:TYR:CZ	1:C:196:TYR:HE2	2.40	0.40
1:A:140:VAL:HG22	1:A:181:SER:OG	2.21	0.40
1:A:155:PHE:HE1	1:B:112:PRO:CA	2.34	0.40
1:A:296:ILE:HD13	1:A:296:ILE:HA	1.95	0.40
1:A:70:ILE:HG22	1:A:71:TRP:O	2.21	0.40
1:A:217:SER:OG	1:B:220:TYR:HE2	1.96	0.40
1:C:170:PRO:HB3	1:C:183:LEU:HD23	2.03	0.40
1:C:253:TYR:CA	1:C:313:PHE:HE2	2.23	0.40
1:C:47:LYS:HB3	1:C:47:LYS:HE2	1.72	0.40
1:D:76:ARG:NH1	1:D:130:ILE:HD11	2.37	0.40
1:D:224:VAL:C	1:D:226:LEU:H	2.24	0.40
1:C:210:ILE:HD12	1:D:231:LEU:CD2	2.51	0.40
1:E:105:PHE:HD1	1:E:105:PHE:H	1.67	0.40
1:E:15:LEU:HG	1:E:15:LEU:O	2.16	0.40

Continued on next page...

Continued from previous page...

Atom-1	Atom-2	Interatomic distance (Å)	Clash overlap (Å)
1:E:210:ILE:O	1:E:211:SER:C	2.60	0.40
1:E:269:VAL:HA	1:E:272:VAL:HG22	2.03	0.40
1:A:37:LYS:HG3	1:A:108:ARG:HB2	2.02	0.40
1:B:150:LYS:HG2	1:B:154:VAL:HG21	2.03	0.40
1:B:70:ILE:HD13	1:B:70:ILE:N	2.35	0.40
1:B:62:VAL:HG13	1:B:93:VAL:O	2.22	0.40
1:C:151:ASN:HD22	1:C:152:ASP:N	2.18	0.40
1:D:222:ALA:HB3	1:E:220:TYR:CD2	2.56	0.40

There are no symmetry-related clashes.

5.3 Torsion angles [i](#)

5.3.1 Protein backbone [i](#)

In the following table, the Percentiles column shows the percent Ramachandran outliers of the chain as a percentile score with respect to all X-ray entries followed by that with respect to entries of similar resolution.

The Analysed column shows the number of residues for which the backbone conformation was analysed, and the total number of residues.

Mol	Chain	Analysed	Favoured	Allowed	Outliers	Percentiles	
1	A	308/317 (97%)	245 (80%)	56 (18%)	7 (2%)	6	36
1	B	308/317 (97%)	250 (81%)	51 (17%)	7 (2%)	6	36
1	C	308/317 (97%)	249 (81%)	52 (17%)	7 (2%)	6	36
1	D	308/317 (97%)	253 (82%)	47 (15%)	8 (3%)	5	33
1	E	308/317 (97%)	250 (81%)	52 (17%)	6 (2%)	8	40
All	All	1540/1585 (97%)	1247 (81%)	258 (17%)	35 (2%)	6	36

All (35) Ramachandran outliers are listed below:

Mol	Chain	Res	Type
1	A	118	TYR
1	A	150	LYS
1	A	194	PHE
1	B	118	TYR
1	B	150	LYS
1	B	194	PHE

Continued on next page...

Continued from previous page...

Mol	Chain	Res	Type
1	C	118	TYR
1	C	150	LYS
1	C	194	PHE
1	D	118	TYR
1	D	148	VAL
1	D	150	LYS
1	D	194	PHE
1	E	118	TYR
1	E	148	VAL
1	E	150	LYS
1	E	194	PHE
1	A	148	VAL
1	A	277	TYR
1	B	148	VAL
1	B	277	TYR
1	C	148	VAL
1	C	277	TYR
1	D	277	TYR
1	E	277	TYR
1	A	275	GLN
1	B	275	GLN
1	C	275	GLN
1	D	96	ASP
1	D	275	GLN
1	E	275	GLN
1	A	49	ARG
1	B	155	PHE
1	C	287	ALA
1	D	287	ALA

5.3.2 Protein sidechains [i](#)

In the following table, the Percentiles column shows the percent sidechain outliers of the chain as a percentile score with respect to all X-ray entries followed by that with respect to entries of similar resolution.

The Analysed column shows the number of residues for which the sidechain conformation was analysed, and the total number of residues.

Mol	Chain	Analysed	Rotameric	Outliers	Percentiles
1	A	278/284 (98%)	230 (83%)	48 (17%)	2 11
1	B	278/284 (98%)	228 (82%)	50 (18%)	1 9

Continued on next page...

Continued from previous page...

Mol	Chain	Analysed	Rotameric	Outliers	Percentiles	
1	C	278/284 (98%)	230 (83%)	48 (17%)	2	11
1	D	278/284 (98%)	231 (83%)	47 (17%)	2	12
1	E	278/284 (98%)	228 (82%)	50 (18%)	1	9
All	All	1390/1420 (98%)	1147 (82%)	243 (18%)	2	10

All (243) residues with a non-rotameric sidechain are listed below:

Mol	Chain	Res	Type
1	A	16	THR
1	A	26	CYS
1	A	32	LYS
1	A	41	PHE
1	A	47	LYS
1	A	53	PHE
1	A	57	ARG
1	A	58	SER
1	A	64	THR
1	A	68	GLU
1	A	72	ILE
1	A	84	ARG
1	A	89	VAL
1	A	98	THR
1	A	100	GLN
1	A	108	ARG
1	A	113	LEU
1	A	116	ARG
1	A	122	SER
1	A	124	THR
1	A	140	VAL
1	A	141	LEU
1	A	151	ASN
1	A	154	VAL
1	A	155	PHE
1	A	177	ASP
1	A	178	ARG
1	A	179	LEU
1	A	190	SER
1	A	202	LEU
1	A	211	SER
1	A	212	TRP
1	A	213	THR

Continued on next page...

Continued from previous page...

Mol	Chain	Res	Type
1	A	221	GLU
1	A	226	LEU
1	A	243	THR
1	A	245	LEU
1	A	252	THR
1	A	254	THR
1	A	257	ILE
1	A	263	LEU
1	A	269	VAL
1	A	270	ILE
1	A	274	VAL
1	A	286	ARG
1	A	292	ARG
1	A	303	LEU
1	A	314	PHE
1	B	16	THR
1	B	26	CYS
1	B	32	LYS
1	B	41	PHE
1	B	47	LYS
1	B	51	LEU
1	B	53	PHE
1	B	57	ARG
1	B	58	SER
1	B	64	THR
1	B	68	GLU
1	B	72	ILE
1	B	84	ARG
1	B	89	VAL
1	B	98	THR
1	B	100	GLN
1	B	108	ARG
1	B	116	ARG
1	B	122	SER
1	B	124	THR
1	B	130	ILE
1	B	140	VAL
1	B	141	LEU
1	B	151	ASN
1	B	154	VAL
1	B	155	PHE
1	B	162	GLU

Continued on next page...

Continued from previous page...

Mol	Chain	Res	Type
1	B	177	ASP
1	B	178	ARG
1	B	179	LEU
1	B	190	SER
1	B	202	LEU
1	B	211	SER
1	B	212	TRP
1	B	213	THR
1	B	221	GLU
1	B	226	LEU
1	B	243	THR
1	B	245	LEU
1	B	252	THR
1	B	254	THR
1	B	257	ILE
1	B	263	LEU
1	B	269	VAL
1	B	270	ILE
1	B	274	VAL
1	B	286	ARG
1	B	292	ARG
1	B	303	LEU
1	B	314	PHE
1	C	16	THR
1	C	26	CYS
1	C	32	LYS
1	C	41	PHE
1	C	47	LYS
1	C	51	LEU
1	C	53	PHE
1	C	57	ARG
1	C	58	SER
1	C	64	THR
1	C	68	GLU
1	C	72	ILE
1	C	84	ARG
1	C	89	VAL
1	C	98	THR
1	C	100	GLN
1	C	108	ARG
1	C	113	LEU
1	C	116	ARG

Continued on next page...

Continued from previous page...

Mol	Chain	Res	Type
1	C	122	SER
1	C	124	THR
1	C	140	VAL
1	C	141	LEU
1	C	151	ASN
1	C	154	VAL
1	C	155	PHE
1	C	178	ARG
1	C	179	LEU
1	C	190	SER
1	C	202	LEU
1	C	211	SER
1	C	212	TRP
1	C	213	THR
1	C	221	GLU
1	C	226	LEU
1	C	243	THR
1	C	245	LEU
1	C	252	THR
1	C	254	THR
1	C	257	ILE
1	C	263	LEU
1	C	269	VAL
1	C	270	ILE
1	C	274	VAL
1	C	286	ARG
1	C	292	ARG
1	C	303	LEU
1	C	314	PHE
1	D	16	THR
1	D	26	CYS
1	D	32	LYS
1	D	41	PHE
1	D	47	LYS
1	D	51	LEU
1	D	53	PHE
1	D	57	ARG
1	D	58	SER
1	D	64	THR
1	D	68	GLU
1	D	72	ILE
1	D	84	ARG

Continued on next page...

Continued from previous page...

Mol	Chain	Res	Type
1	D	89	VAL
1	D	98	THR
1	D	100	GLN
1	D	108	ARG
1	D	116	ARG
1	D	122	SER
1	D	124	THR
1	D	130	ILE
1	D	140	VAL
1	D	141	LEU
1	D	151	ASN
1	D	154	VAL
1	D	155	PHE
1	D	177	ASP
1	D	178	ARG
1	D	179	LEU
1	D	202	LEU
1	D	211	SER
1	D	212	TRP
1	D	213	THR
1	D	221	GLU
1	D	226	LEU
1	D	243	THR
1	D	252	THR
1	D	254	THR
1	D	257	ILE
1	D	263	LEU
1	D	269	VAL
1	D	270	ILE
1	D	274	VAL
1	D	286	ARG
1	D	292	ARG
1	D	303	LEU
1	D	314	PHE
1	E	16	THR
1	E	26	CYS
1	E	32	LYS
1	E	47	LYS
1	E	51	LEU
1	E	53	PHE
1	E	57	ARG
1	E	58	SER

Continued on next page...

Continued from previous page...

Mol	Chain	Res	Type
1	E	64	THR
1	E	68	GLU
1	E	72	ILE
1	E	84	ARG
1	E	89	VAL
1	E	98	THR
1	E	100	GLN
1	E	108	ARG
1	E	116	ARG
1	E	122	SER
1	E	124	THR
1	E	130	ILE
1	E	140	VAL
1	E	141	LEU
1	E	151	ASN
1	E	154	VAL
1	E	155	PHE
1	E	162	GLU
1	E	177	ASP
1	E	178	ARG
1	E	179	LEU
1	E	190	SER
1	E	202	LEU
1	E	204	MET
1	E	211	SER
1	E	212	TRP
1	E	213	THR
1	E	221	GLU
1	E	226	LEU
1	E	243	THR
1	E	245	LEU
1	E	252	THR
1	E	254	THR
1	E	257	ILE
1	E	263	LEU
1	E	269	VAL
1	E	270	ILE
1	E	274	VAL
1	E	286	ARG
1	E	292	ARG
1	E	303	LEU
1	E	314	PHE

Some sidechains can be flipped to improve hydrogen bonding and reduce clashes. All (15) such sidechains are listed below:

Mol	Chain	Res	Type
1	A	100	GLN
1	A	151	ASN
1	A	244	ASN
1	B	100	GLN
1	B	151	ASN
1	B	244	ASN
1	C	100	GLN
1	C	151	ASN
1	C	244	ASN
1	D	100	GLN
1	D	151	ASN
1	D	244	ASN
1	E	100	GLN
1	E	151	ASN
1	E	244	ASN

5.3.3 RNA [i](#)

There are no RNA molecules in this entry.

5.4 Non-standard residues in protein, DNA, RNA chains [i](#)

There are no non-standard protein/DNA/RNA residues in this entry.

5.5 Carbohydrates [i](#)

There are no carbohydrates in this entry.

5.6 Ligand geometry [i](#)

Of 1 ligands modelled in this entry, 1 is monoatomic - leaving 0 for Mogul analysis.

There are no bond length outliers.

There are no bond angle outliers.

There are no chirality outliers.

There are no torsion outliers.

There are no ring outliers.

No monomer is involved in short contacts.

5.7 Other polymers [i](#)

There are no such residues in this entry.

5.8 Polymer linkage issues [i](#)

There are no chain breaks in this entry.

6 Fit of model and data [i](#)

6.1 Protein, DNA and RNA chains [i](#)

In the following table, the column labelled ‘#RSRZ> 2’ contains the number (and percentage) of RSRZ outliers, followed by percent RSRZ outliers for the chain as percentile scores relative to all X-ray entries and entries of similar resolution. The OWAB column contains the minimum, median, 95th percentile and maximum values of the occupancy-weighted average B-factor per residue. The column labelled ‘Q< 0.9’ lists the number of (and percentage) of residues with an average occupancy less than 0.9.

Mol	Chain	Analysed	<RSRZ>	#RSRZ>2	OWAB(Å ²)	Q<0.9
1	A	310/317 (97%)	-0.28	4 (1%) 77 71	64, 106, 164, 215	0
1	B	310/317 (97%)	-0.31	2 (0%) 89 86	69, 106, 164, 215	0
1	C	310/317 (97%)	-0.31	2 (0%) 89 86	66, 106, 163, 215	0
1	D	310/317 (97%)	-0.32	1 (0%) 94 91	66, 105, 164, 215	0
1	E	310/317 (97%)	-0.33	3 (0%) 82 77	70, 106, 164, 215	0
All	All	1550/1585 (97%)	-0.31	12 (0%) 86 81	64, 106, 164, 215	0

All (12) RSRZ outliers are listed below:

Mol	Chain	Res	Type	RSRZ
1	A	59	GLY	4.8
1	A	316	PHE	3.9
1	E	59	GLY	3.2
1	A	58	SER	3.2
1	A	60	VAL	3.0
1	D	316	PHE	3.0
1	B	57	ARG	2.9
1	E	316	PHE	2.5
1	E	63	LYS	2.4
1	C	59	GLY	2.3
1	C	316	PHE	2.1
1	B	282	SER	2.1

6.2 Non-standard residues in protein, DNA, RNA chains [i](#)

There are no non-standard protein/DNA/RNA residues in this entry.

6.3 Carbohydrates [i](#)

There are no carbohydrates in this entry.

6.4 Ligands [i](#)

In the following table, the Atoms column lists the number of modelled atoms in the group and the number defined in the chemical component dictionary. The B-factors column lists the minimum, median, 95th percentile and maximum values of B factors of atoms in the group. The column labelled 'Q < 0.9' lists the number of atoms with occupancy less than 0.9.

Mol	Type	Chain	Res	Atoms	RSCC	RSR	B-factors(\AA^2)	Q<0.9
2	ARS	C	1317	1/1	0.88	0.49	144,144,144,144	0

6.5 Other polymers [i](#)

There are no such residues in this entry.