



Full wwPDB EM Validation Report ⓘ

Nov 14, 2022 – 11:45 PM EST

PDB ID : 6XF8
EMDB ID : EMD-22166
Title : DLP 5 fold
Authors : Sutton, G.; Sun, D.P.; Fu, X.F.; Kotecha, A.; Hecksel, G.W.; Clare, D.K.;
Zhang, P.; Stuart, D.; Boyce, M.
Deposited on : 2020-06-15
Resolution : 6.50 Å(reported)

This is a Full wwPDB EM Validation Report for a publicly released PDB entry.

We welcome your comments at validation@mail.wwpdb.org

A user guide is available at

<https://www.wwpdb.org/validation/2017/EMValidationReportHelp>

with specific help available everywhere you see the ⓘ symbol.

The types of validation reports are described at

<http://www.wwpdb.org/validation/2017/FAQs#types>.

The following versions of software and data (see [references ⓘ](#)) were used in the production of this report:

EMDB validation analysis : 0.0.1.dev43
MolProbity : 4.02b-467
Percentile statistics : 20191225.v01 (using entries in the PDB archive December 25th 2019)
MapQ : 1.9.9
Ideal geometry (proteins) : Engh & Huber (2001)
Ideal geometry (DNA, RNA) : Parkinson et al. (1996)
Validation Pipeline (wwPDB-VP) : 2.31.2

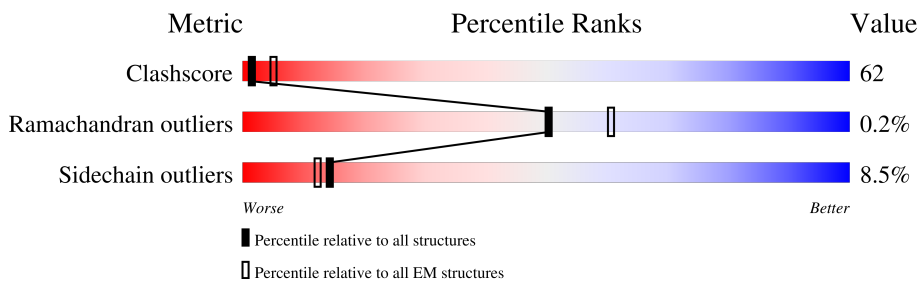
1 Overall quality at a glance i

The following experimental techniques were used to determine the structure:

ELECTRON MICROSCOPY

The reported resolution of this entry is 6.50 Å.

Percentile scores (ranging between 0-100) for global validation metrics of the entry are shown in the following graphic. The table shows the number of entries on which the scores are based.




Metric	Whole archive (#Entries)	EM structures (#Entries)
Clashscore	158937	4297
Ramachandran outliers	154571	4023
Sidechain outliers	154315	3826

The table below summarises the geometric issues observed across the polymeric chains and their fit to the map. The red, orange, yellow and green segments of the bar indicate the fraction of residues that contain outliers for ≥ 3 , 2, 1 and 0 types of geometric quality criteria respectively. A grey segment represents the fraction of residues that are not modelled. The numeric value for each fraction is indicated below the corresponding segment, with a dot representing fractions $\leq 5\%$. The upper red bar (where present) indicates the fraction of residues that have poor fit to the EM map (all-atom inclusion $< 40\%$). The numeric value is given above the bar.

Mol	Chain	Length	Quality of chain
1	F	633	
1	K	633	
2	G	365	
2	H	365	
2	I	365	
3	E	417	
4	B	1059	
4	C	1059	

Continued on next page...

Continued from previous page...

Mol	Chain	Length	Quality of chain
5	A	1288	 <p>A horizontal bar chart representing the quality of chain. The bar is divided into four segments: a green segment on the left labeled '29%', a red segment labeled '45%', a yellow segment labeled '61%', and a small orange segment on the far right labeled '9%'. The segments are stacked horizontally, with the green segment starting from the left and the orange segment ending at the right.</p>

2 Entry composition [i](#)

There are 5 unique types of molecules in this entry. The entry contains 47830 atoms, of which 0 are hydrogens and 0 are deuteriums.

In the tables below, the AltConf column contains the number of residues with at least one atom in alternate conformation and the Trace column contains the number of residues modelled with at most 2 atoms.

- Molecule 1 is a protein called Outer capsid protein mu-1.

Mol	Chain	Residues	Atoms					AltConf	Trace
			Total	C	N	O	S		
1	K	608	Total 4641	C 2950	N 770	O 903	S 18	0	0
1	F	608	Total 4641	C 2950	N 770	O 903	S 18	0	0

There are 4 discrepancies between the modelled and reference sequences:

Chain	Residue	Modelled	Actual	Comment	Reference
K	344	LEU	PRO	conflict	UNP P11077
K	359	PHE	LEU	conflict	UNP P11077
F	344	LEU	PRO	conflict	UNP P11077
F	359	PHE	LEU	conflict	UNP P11077

- Molecule 2 is a protein called Outer capsid protein sigma-3.

Mol	Chain	Residues	Atoms					AltConf	Trace
			Total	C	N	O	S		
2	I	365	Total 2885	C 1818	N 508	O 531	S 28	0	0
2	H	365	Total 2885	C 1818	N 508	O 531	S 28	0	0
2	G	365	Total 2885	C 1818	N 508	O 531	S 28	0	0

There are 6 discrepancies between the modelled and reference sequences:

Chain	Residue	Modelled	Actual	Comment	Reference
I	104	CYS	ALA	conflict	UNP P07939
I	325	ASN	ASP	conflict	UNP P07939
H	104	CYS	ALA	conflict	UNP P07939
H	325	ASN	ASP	conflict	UNP P07939
G	104	CYS	ALA	conflict	UNP P07939
G	325	ASN	ASP	conflict	UNP P07939

- Molecule 3 is a protein called Inner capsid protein sigma-2.

Mol	Chain	Residues	Atoms					AltConf	Trace
			Total	C	N	O	S		
3	E	417	3313	2092	600	604	17	0	0

- Molecule 4 is a protein called Inner capsid protein lambda-1.

Mol	Chain	Residues	Atoms					AltConf	Trace
			Total	C	N	O	S		
4	C	1051	8311	5314	1407	1540	50	0	0
4	B	1031	8143	5208	1375	1510	50	0	0

- Molecule 5 is a protein called mRNA (guanine-N(7)-)-methyltransferase.

Mol	Chain	Residues	Atoms					AltConf	Trace
			Total	C	N	O	S		
5	A	1284	10126	6468	1699	1917	42	0	0

There are 35 discrepancies between the modelled and reference sequences:

Chain	Residue	Modelled	Actual	Comment	Reference
A	37	ASN	THR	conflict	UNP Q91RA5
A	78	ALA	VAL	conflict	UNP Q91RA5
A	97	VAL	ILE	conflict	UNP Q91RA5
A	108	ASN	SER	conflict	UNP Q91RA5
A	151	ALA	VAL	conflict	UNP Q91RA5
A	231	HIS	ASN	conflict	UNP Q91RA5
A	277	THR	ALA	conflict	UNP Q91RA5
A	365	THR	ALA	conflict	UNP Q91RA5
A	370	VAL	ILE	conflict	UNP Q91RA5
A	407	MET	VAL	conflict	UNP Q91RA5
A	425	ASP	GLU	conflict	UNP Q91RA5
A	508	SER	ALA	conflict	UNP Q91RA5
A	509	ARG	GLY	conflict	UNP Q91RA5
A	559	ILE	VAL	conflict	UNP Q91RA5
A	599	LEU	PHE	conflict	UNP Q91RA5
A	622	PRO	THR	conflict	UNP Q91RA5
A	661	HIS	GLN	conflict	UNP Q91RA5
A	775	ILE	VAL	conflict	UNP Q91RA5
A	799	SER	ALA	conflict	UNP Q91RA5
A	889	MET	ILE	conflict	UNP Q91RA5
A	916	LYS	ARG	conflict	UNP Q91RA5

Continued on next page...

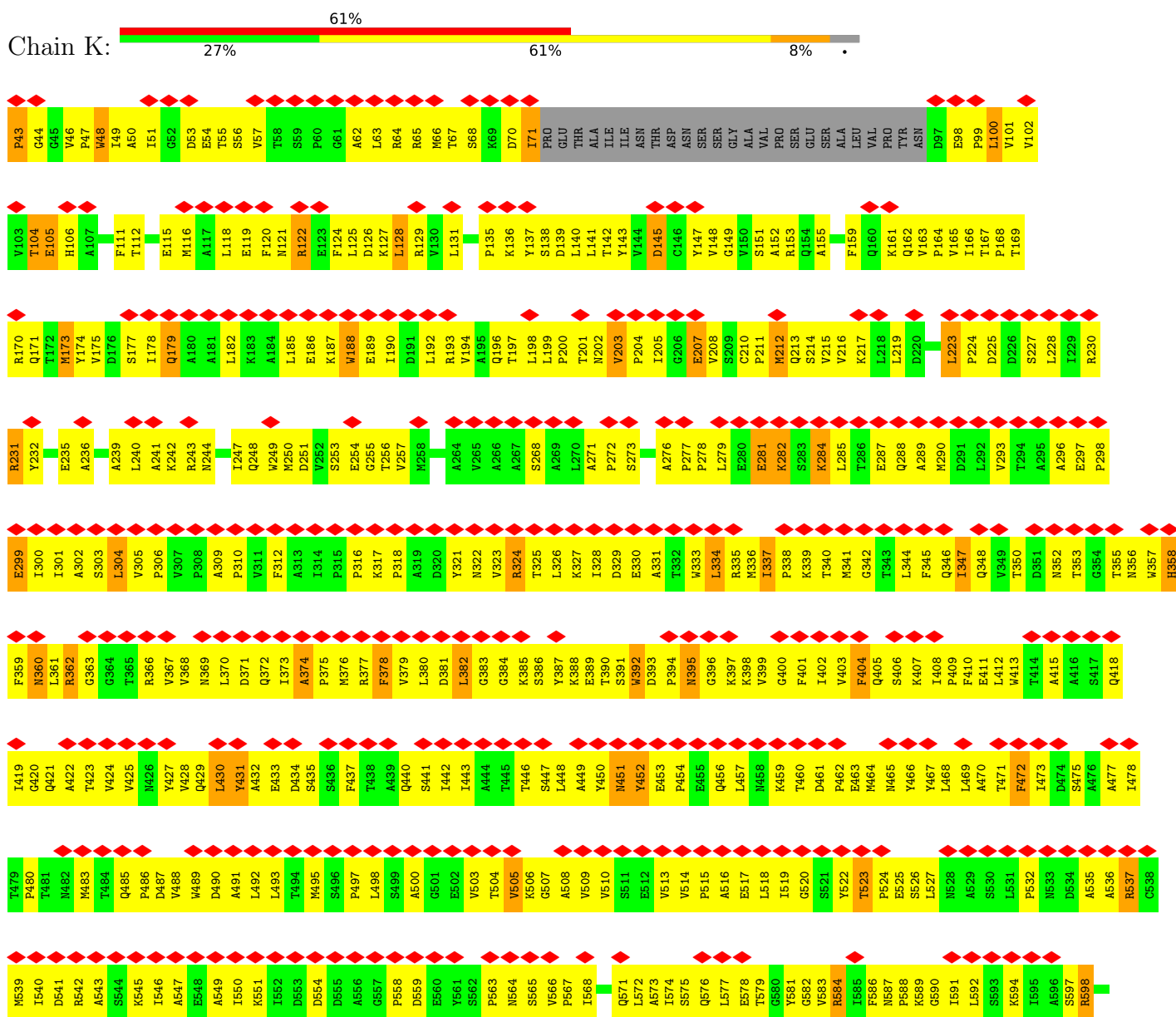
Continued from previous page...

Chain	Residue	Modelled	Actual	Comment	Reference
A	944	SER	ALA	conflict	UNP Q91RA5
A	950	ARG	LYS	conflict	UNP Q91RA5
A	964	ASP	GLY	conflict	UNP Q91RA5
A	982	VAL	ILE	conflict	UNP Q91RA5
A	991	THR	ALA	conflict	UNP Q91RA5
A	992	ARG	LYS	conflict	UNP Q91RA5
A	1008	ILE	VAL	conflict	UNP Q91RA5
A	1031	ARG	GLN	conflict	UNP Q91RA5
A	1052	VAL	ILE	conflict	UNP Q91RA5
A	1083	THR	ALA	conflict	UNP Q91RA5
A	1119	VAL	ILE	conflict	UNP Q91RA5
A	1155	THR	ALA	conflict	UNP Q91RA5
A	1263	VAL	ILE	conflict	UNP Q91RA5
A	1274	ILE	LEU	conflict	UNP Q91RA5

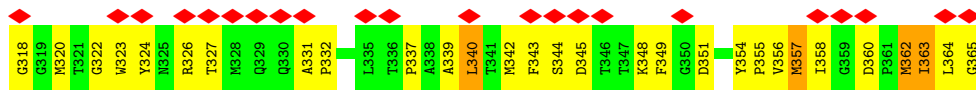
3 Residue-property plots

These plots are drawn for all protein, RNA, DNA and oligosaccharide chains in the entry. The first graphic for a chain summarises the proportions of the various outlier classes displayed in the second graphic. The second graphic shows the sequence view annotated by issues in geometry and atom inclusion in map density. Residues are color-coded according to the number of geometric quality criteria for which they contain at least one outlier: green = 0, yellow = 1, orange = 2 and red = 3 or more. A red diamond above a residue indicates a poor fit to the EM map for this residue (all-atom inclusion < 40%). Stretches of 2 or more consecutive residues without any outlier are shown as a green connector. Residues present in the sample, but not in the model, are shown in grey.

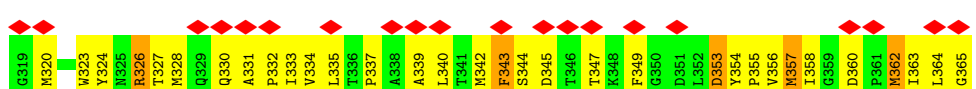
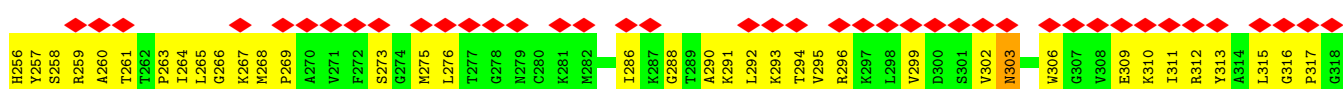
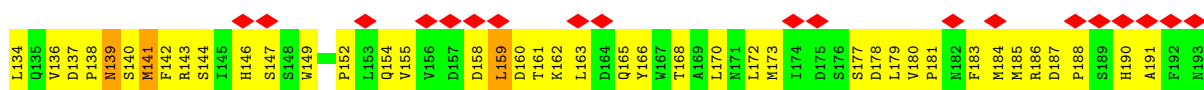
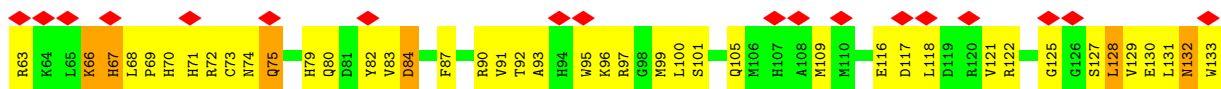
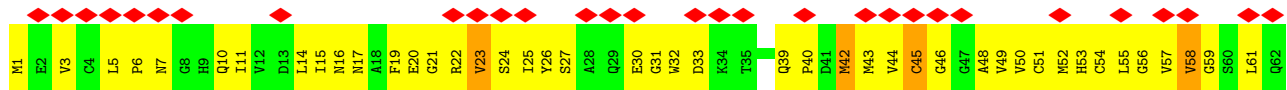
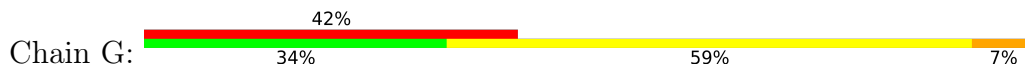
• Molecule 1: Outer capsid protein mu-1



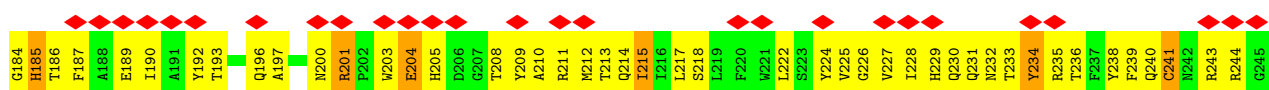
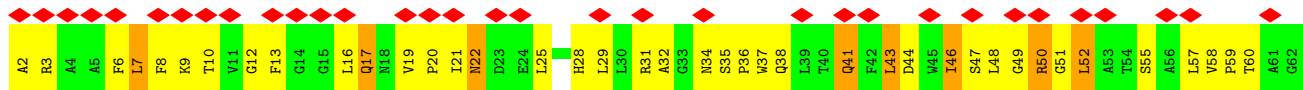


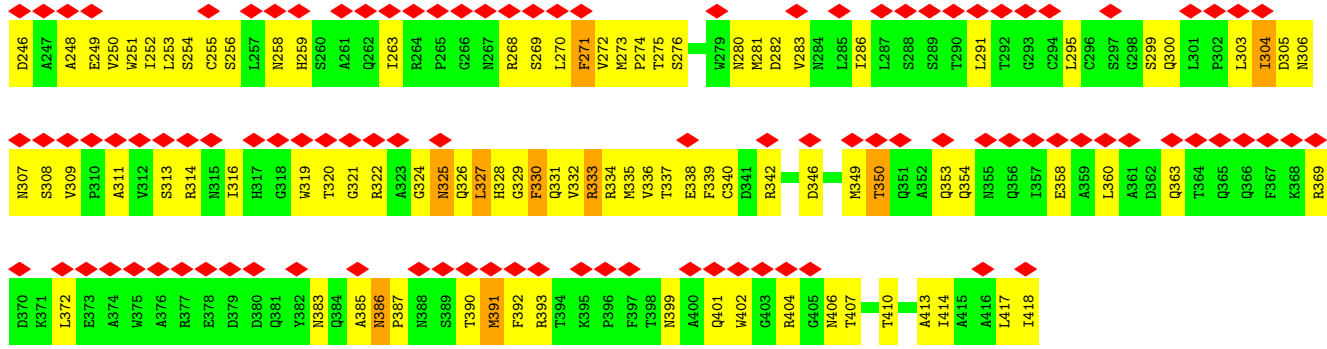


• Molecule 2: Outer capsid protein sigma-3





• Molecule 3: Inner capsid protein sigma-2



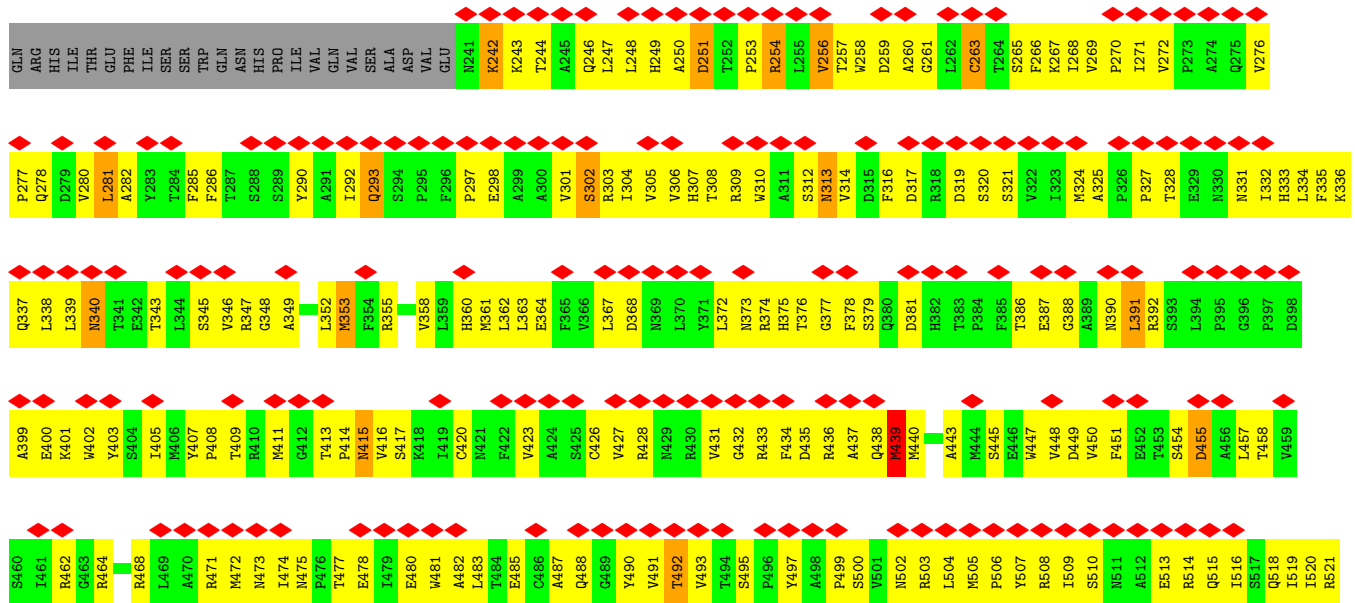



• Molecule 4: Inner capsid protein lambda-1





● Molecule 4: Inner capsid protein lambda-1





4 Experimental information

Property	Value	Source
EM reconstruction method	SUBTOMOGRAM AVERAGING	Depositor
Imposed symmetry	POINT, C5	Depositor
Number of subtomograms used	625	Depositor
Resolution determination method	FSC 0.143 CUT-OFF	Depositor
CTF correction method	PHASE FLIPPING AND AMPLITUDE CORRECTION	Depositor
Microscope	FEI TITAN KRIOS	Depositor
Voltage (kV)	300	Depositor
Electron dose ($e^-/\text{\AA}^2$)	2	Depositor
Minimum defocus (nm)	Not provided	
Maximum defocus (nm)	Not provided	
Magnification	Not provided	
Image detector	GATAN K2 SUMMIT (4k x 4k)	Depositor
Maximum map value	8.955	Depositor
Minimum map value	-5.801	Depositor
Average map value	0.054	Depositor
Map value standard deviation	0.430	Depositor
Recommended contour level	2.7	Depositor
Map size (Å)	648.0, 648.0, 648.0	wwPDB
Map dimensions	360, 360, 360	wwPDB
Map angles (°)	90.0, 90.0, 90.0	wwPDB
Pixel spacing (Å)	1.8, 1.8, 1.8	Depositor

5 Model quality [i](#)

5.1 Standard geometry [i](#)

The Z score for a bond length (or angle) is the number of standard deviations the observed value is removed from the expected value. A bond length (or angle) with $|Z| > 5$ is considered an outlier worth inspection. RMSZ is the root-mean-square of all Z scores of the bond lengths (or angles).

Mol	Chain	Bond lengths		Bond angles	
		RMSZ	# Z >5	RMSZ	# Z >5
1	F	0.63	0/4737	0.68	0/6466
1	K	0.62	0/4737	0.69	0/6466
2	G	0.62	0/2957	0.69	0/4005
2	H	0.61	0/2957	0.68	0/4005
2	I	0.61	0/2957	0.68	0/4005
3	E	0.59	0/3398	0.68	0/4626
4	B	0.60	0/8363	0.69	0/11454
4	C	0.61	0/8537	0.68	0/11693
5	A	0.61	0/10384	0.68	0/14170
All	All	0.61	0/49027	0.68	0/66890

There are no bond length outliers.

There are no bond angle outliers.

There are no chirality outliers.

There are no planarity outliers.

5.2 Too-close contacts [i](#)

In the following table, the Non-H and H(model) columns list the number of non-hydrogen atoms and hydrogen atoms in the chain respectively. The H(added) column lists the number of hydrogen atoms added and optimized by MolProbity. The Clashes column lists the number of clashes within the asymmetric unit, whereas Symm-Clashes lists symmetry-related clashes.

Mol	Chain	Non-H	H(model)	H(added)	Clashes	Symm-Clashes
1	F	4641	0	4668	603	0
1	K	4641	0	4655	948	0
2	G	2885	0	2806	465	0
2	H	2885	0	2813	297	0
2	I	2885	0	2813	254	0
3	E	3313	0	3214	570	0
4	B	8143	0	8056	1003	0

Continued on next page...

Continued from previous page...

Mol	Chain	Non-H	H(model)	H(added)	Clashes	Symm-Clashes
4	C	8311	0	8205	1030	0
5	A	10126	0	9903	1406	0
All	All	47830	0	47133	5917	0

The all-atom clashscore is defined as the number of clashes found per 1000 atoms (including hydrogen atoms). The all-atom clashscore for this structure is 62.

All (5917) close contacts within the same asymmetric unit are listed below, sorted by their clash magnitude.

Atom-1	Atom-2	Interatomic distance (Å)	Clash overlap (Å)
1:K:506:LYS:HG3	2:G:313:TYR:CG	1.26	1.65
1:K:584:ARG:HB2	2:G:70:HIS:CD2	1.27	1.63
3:E:258:ASN:HB2	4:C:854:ARG:CZ	1.30	1.61
1:K:504:THR:HG22	2:G:317:PRO:CG	1.13	1.60
4:C:394:LEU:HD22	4:C:395:PRO:CD	1.27	1.58
3:E:86:TRP:CZ3	4:B:859:GLN:NE2	1.69	1.57
1:K:490:ASP:HB3	1:F:436:SER:CB	1.20	1.57
3:E:106:VAL:HG22	4:B:944:PRO:CG	1.29	1.56
1:K:517:GLU:HG3	2:G:313:TYR:CE2	1.36	1.55
3:E:178:LEU:CD1	4:B:481:TRP:HH2	1.11	1.54
3:E:185:HIS:CE1	4:B:500:SER:HB2	1.39	1.54
1:K:508:ALA:HB3	2:G:312:ARG:CA	1.08	1.53
1:K:197:THR:HG21	1:F:563:PRO:CB	1.34	1.52
1:K:517:GLU:HG3	2:G:313:TYR:CZ	1.41	1.51
3:E:180:MET:CE	4:B:497:TYR:HD2	1.21	1.51
1:K:508:ALA:CB	2:G:312:ARG:HA	1.03	1.50
3:E:185:HIS:ND1	4:B:500:SER:CB	1.74	1.50
3:E:178:LEU:HD21	4:B:481:TRP:CZ2	1.46	1.49
1:K:517:GLU:CG	2:G:313:TYR:CE2	1.91	1.48
3:E:106:VAL:CG2	4:B:944:PRO:HG3	1.43	1.46
1:K:650:LYS:HE3	1:F:300:ILE:CD1	1.39	1.46
2:I:313:TYR:CE1	1:F:505:VAL:HG12	1.50	1.46
3:E:106:VAL:HG23	4:B:944:PRO:CD	1.42	1.46
2:G:5:LEU:HD22	2:G:6:PRO:CD	1.45	1.44
1:K:352:ASN:ND2	2:H:64:LYS:HB2	1.26	1.43
1:K:504:THR:CB	2:G:317:PRO:HD3	1.46	1.42
3:E:192:TYR:OH	4:B:471:ARG:CB	1.66	1.42
1:K:450:TYR:CD1	2:H:62:GLN:OE1	1.70	1.42
1:K:584:ARG:CB	2:G:70:HIS:HD2	1.30	1.42
2:I:73:CYS:N	1:F:581:TYR:HB2	1.32	1.42
1:K:504:THR:CG2	2:G:317:PRO:CG	1.96	1.42

Continued on next page...

Continued from previous page...

Atom-1	Atom-2	Interatomic distance (Å)	Clash overlap (Å)
1:K:450:TYR:CD1	2:H:62:GLN:CD	1.90	1.41
3:E:178:LEU:CD1	4:B:481:TRP:CH2	2.02	1.41
2:I:71:HIS:CD2	1:F:581:TYR:HB3	1.56	1.41
2:G:5:LEU:CD2	2:G:6:PRO:HD2	1.47	1.40
1:K:49:ILE:CG1	1:K:53:ASP:C	1.86	1.40
3:E:258:ASN:C	4:C:854:ARG:NH2	1.75	1.39
2:I:313:TYR:CD1	1:F:505:VAL:HG12	1.56	1.39
3:E:106:VAL:CG2	4:B:944:PRO:CD	1.99	1.38
3:E:180:MET:CE	4:B:497:TYR:CD2	2.05	1.38
3:E:183:PHE:HB3	4:B:499:PRO:CA	1.51	1.37
3:E:201:ARG:HH21	4:B:725:ASN:CA	1.36	1.37
1:K:490:ASP:CB	1:F:436:SER:CB	2.00	1.37
1:K:490:ASP:CB	1:F:436:SER:HB3	1.56	1.36
3:E:86:TRP:CE3	4:B:859:GLN:NE2	1.92	1.36
3:E:258:ASN:HB2	4:C:854:ARG:NH1	1.05	1.36
3:E:185:HIS:ND1	4:B:500:SER:HB2	1.03	1.35
1:K:202:ASN:ND2	1:F:633:THR:OG1	1.59	1.34
1:K:101:VAL:CG2	1:F:265:VAL:HG21	1.57	1.33
1:K:505:VAL:HB	2:G:313:TYR:CD1	1.62	1.33
1:K:506:LYS:CB	2:G:313:TYR:N	1.71	1.33
1:K:387:TYR:OH	1:F:436:SER:CB	1.73	1.33
3:E:183:PHE:CB	4:B:499:PRO:HA	1.56	1.33
1:K:504:THR:CG2	2:G:317:PRO:CD	2.08	1.32
1:K:650:LYS:HE3	1:F:300:ILE:CG1	1.59	1.32
1:K:49:ILE:HG12	1:K:53:ASP:C	1.32	1.32
2:I:71:HIS:ND1	1:F:582:GLY:N	1.78	1.32
3:E:86:TRP:CZ3	4:B:859:GLN:CD	2.02	1.32
1:K:517:GLU:HB3	2:G:313:TYR:CE2	1.64	1.31
1:K:49:ILE:CG1	1:K:53:ASP:O	1.77	1.31
3:E:259:HIS:CE1	4:C:854:ARG:NE	1.90	1.31
2:I:73:CYS:SG	1:F:581:TYR:CZ	2.24	1.31
3:E:258:ASN:CB	4:C:854:ARG:NH1	1.93	1.31
2:I:71:HIS:HD1	1:F:582:GLY:CA	1.40	1.31
1:K:210:CYS:SG	1:K:211:PRO:HD2	1.70	1.30
1:K:517:GLU:CB	2:G:313:TYR:CE2	2.12	1.30
1:K:650:LYS:CE	1:F:300:ILE:HG12	1.60	1.30
3:E:258:ASN:CB	4:C:854:ARG:CZ	2.09	1.30
1:K:450:TYR:CE1	2:H:62:GLN:OE1	1.83	1.29
4:B:746:GLN:CG	5:A:155:GLN:HB3	1.09	1.29
1:K:525:GLU:HG3	1:F:447:SER:CB	1.62	1.29
4:C:1088:ASN:OD1	4:B:280:VAL:HA	1.21	1.29

Continued on next page...

Continued from previous page...

Atom-1	Atom-2	Interatomic distance (Å)	Clash overlap (Å)
2:I:71:HIS:HD1	1:F:582:GLY:N	1.30	1.28
3:E:200:ASN:OD1	4:B:508:ARG:HD3	1.21	1.28
2:I:313:TYR:CE1	1:F:505:VAL:CG1	2.13	1.28
3:E:192:TYR:CE2	4:B:471:ARG:HA	1.69	1.28
4:C:394:LEU:CD2	4:C:395:PRO:HD2	1.62	1.28
1:K:352:ASN:CB	2:H:64:LYS:HG3	1.62	1.27
1:K:197:THR:CG2	1:F:563:PRO:HB3	1.64	1.27
4:C:859:GLN:HE21	4:B:440:MET:N	1.04	1.26
1:K:490:ASP:HB3	1:F:436:SER:OG	1.31	1.26
1:K:508:ALA:C	2:G:312:ARG:HD2	1.35	1.26
4:C:859:GLN:NE2	4:B:440:MET:H	1.23	1.26
1:K:49:ILE:CD1	1:K:53:ASP:C	2.01	1.26
1:K:490:ASP:CB	1:F:436:SER:OG	1.83	1.26
3:E:184:GLY:CA	4:B:500:SER:OG	1.85	1.25
1:K:506:LYS:HB2	2:G:313:TYR:N	1.28	1.25
1:K:650:LYS:HE2	1:F:300:ILE:N	1.50	1.25
1:K:55:THR:HG21	1:K:147:TYR:CB	1.66	1.25
4:C:862:LEU:N	4:B:443:ALA:N	1.75	1.24
1:K:49:ILE:HD13	1:K:54:GLU:N	1.38	1.24
4:B:746:GLN:HG3	5:A:155:GLN:CB	1.49	1.24
1:K:525:GLU:CG	1:F:447:SER:HB2	1.67	1.24
1:K:650:LYS:CE	1:F:300:ILE:CG1	2.15	1.23
1:K:517:GLU:CG	2:G:313:TYR:CZ	2.14	1.23
3:E:178:LEU:CD2	4:B:481:TRP:CZ2	2.22	1.23
1:K:508:ALA:N	2:G:312:ARG:O	1.72	1.22
1:K:517:GLU:HB3	2:G:313:TYR:CD2	1.73	1.22
1:K:506:LYS:CG	2:G:313:TYR:CG	2.21	1.22
3:E:258:ASN:OD1	4:C:1010:ASN:ND2	1.73	1.21
3:E:184:GLY:C	4:B:500:SER:OG	1.78	1.20
3:E:201:ARG:NH2	4:B:724:PRO:C	1.93	1.20
1:K:504:THR:CG2	2:G:317:PRO:HD3	1.71	1.20
3:E:106:VAL:CG2	4:B:944:PRO:CG	1.96	1.20
1:K:197:THR:CG2	1:F:563:PRO:CB	2.17	1.20
1:K:352:ASN:HB3	2:H:64:LYS:CG	1.72	1.20
2:I:72:ARG:C	1:F:581:TYR:HB2	1.61	1.20
4:C:713:TRP:CE3	4:C:714:PRO:HD2	1.77	1.20
1:K:506:LYS:HG3	2:G:313:TYR:CB	1.71	1.19
3:E:180:MET:N	4:B:497:TYR:OH	1.74	1.19
4:C:713:TRP:CE3	4:C:714:PRO:CD	2.24	1.19
4:C:1175:ILE:CG1	4:C:1176:PRO:HD2	1.72	1.19
1:K:581:TYR:CE1	2:G:73:CYS:N	2.00	1.19

Continued on next page...

Continued from previous page...

Atom-1	Atom-2	Interatomic distance (Å)	Clash overlap (Å)
1:K:650:LYS:CE	1:F:300:ILE:CD1	2.18	1.19
2:I:312:ARG:NH1	1:F:506:LYS:O	1.73	1.19
1:F:305:VAL:CG1	5:A:882:ARG:NH2	2.06	1.19
3:E:192:TYR:OH	4:B:471:ARG:HB2	1.08	1.19
1:K:508:ALA:C	2:G:312:ARG:CD	2.01	1.18
1:K:387:TYR:OH	1:F:436:SER:HB2	1.04	1.17
4:C:674:ARG:NH1	4:B:1275:PRO:OXT	1.74	1.17
4:B:417:SER:HA	4:B:1217:PRO:HA	1.17	1.17
1:K:197:THR:HG21	1:F:563:PRO:HB2	1.22	1.17
4:C:268:ILE:HA	4:C:304:ILE:HA	1.25	1.16
4:C:394:LEU:CD2	4:C:395:PRO:CD	2.20	1.16
1:K:490:ASP:CG	1:F:436:SER:OG	1.84	1.16
1:K:506:LYS:HG3	2:G:313:TYR:CD2	1.80	1.16
3:E:50:ARG:HB2	3:E:50:ARG:HH11	1.03	1.16
1:F:305:VAL:HG11	5:A:882:ARG:NH2	1.59	1.15
5:A:564:ARG:CG	5:A:565:PRO:HD2	1.76	1.15
2:G:66:LYS:H	2:G:66:LYS:HD2	1.00	1.14
1:K:49:ILE:HD11	1:K:53:ASP:HB3	1.28	1.14
1:K:49:ILE:CD1	1:K:54:GLU:N	1.92	1.14
1:K:504:THR:HG22	2:G:317:PRO:HG2	1.24	1.14
2:G:236:ARG:CD	2:G:365:GLY:OXT	1.96	1.14
3:E:178:LEU:CD2	4:B:477:THR:HG21	1.78	1.14
4:C:1171:THR:HG23	4:C:1172:PRO:HD2	1.29	1.14
5:A:13:LEU:HD22	5:A:312:TYR:HA	1.24	1.14
3:E:180:MET:HE1	4:B:497:TYR:HD2	0.98	1.13
5:A:431:VAL:HG12	5:A:477:LYS:HB3	1.30	1.13
1:K:566:VAL:HG22	1:K:567:PRO:HD3	1.30	1.13
3:E:200:ASN:OD1	4:B:508:ARG:CD	1.97	1.13
4:C:862:LEU:H	4:B:443:ALA:N	1.05	1.13
4:C:1082:ARG:HD3	4:B:420:CYS:HB3	1.22	1.13
1:K:353:THR:CG2	2:H:61:LEU:HD22	1.80	1.12
3:E:178:LEU:HD13	4:B:481:TRP:CH2	1.76	1.12
5:A:828:LEU:HB2	5:A:888:CYS:HA	1.27	1.12
2:G:236:ARG:HD3	2:G:365:GLY:OXT	1.47	1.12
1:F:427:TYR:HB3	1:F:473:ILE:HD11	1.31	1.12
3:E:174:ASP:HB3	4:C:682:HIS:CD2	1.83	1.12
3:E:180:MET:HE1	4:B:497:TYR:CD2	1.74	1.12
5:A:497:ILE:HA	5:A:504:GLU:HA	1.22	1.12
1:K:145:ASP:HA	1:K:161:LYS:HA	1.27	1.12
1:K:517:GLU:HG3	2:G:313:TYR:OH	1.49	1.12
3:E:258:ASN:ND2	4:C:1010:ASN:HD21	1.47	1.12

Continued on next page...

Continued from previous page...

Atom-1	Atom-2	Interatomic distance (Å)	Clash overlap (Å)
5:A:225:ASP:HB2	5:A:280:ASP:HB3	1.20	1.12
1:K:213:GLN:HB3	1:K:675:PRO:HD2	1.18	1.11
3:E:178:LEU:HD11	4:B:481:TRP:CH2	1.70	1.11
3:E:258:ASN:ND2	4:C:1010:ASN:ND2	1.96	1.11
5:A:564:ARG:HG2	5:A:565:PRO:CD	1.80	1.11
1:F:357:TRP:HA	1:F:475:SER:HA	1.26	1.11
3:E:185:HIS:CE1	4:B:500:SER:CB	2.19	1.11
3:E:178:LEU:HD13	4:B:481:TRP:HH2	0.94	1.11
4:B:1056:TRP:HB2	4:B:1061:PRO:HA	1.32	1.11
1:K:504:THR:HB	2:G:317:PRO:CD	1.80	1.11
3:E:177:GLN:HB3	4:B:497:TYR:CD1	1.78	1.11
5:A:64:GLN:HA	5:A:169:GLY:HA3	1.30	1.11
1:K:101:VAL:HG22	1:F:265:VAL:HG21	1.31	1.10
3:E:201:ARG:NH2	4:B:725:ASN:HA	1.65	1.10
5:A:115:VAL:HG11	5:A:136:LEU:HA	1.29	1.10
2:I:71:HIS:CG	1:F:581:TYR:HB3	1.78	1.10
1:K:55:THR:HG21	1:K:147:TYR:HB3	1.22	1.09
4:C:494:THR:HB	4:C:1270:VAL:HB	1.28	1.09
2:H:1:MET:HB3	2:H:71:HIS:HA	1.22	1.09
4:B:717:SER:HB3	4:B:744:ASP:HA	1.18	1.09
1:F:375:PRO:HD2	1:F:499:SER:HB2	1.09	1.09
1:F:506:LYS:HE3	1:F:506:LYS:HA	1.17	1.09
4:C:268:ILE:HG12	4:C:304:ILE:HG12	1.35	1.09
1:K:101:VAL:HG11	1:F:265:VAL:CG1	1.83	1.09
1:K:650:LYS:HD2	1:F:299:GLU:HB3	1.24	1.09
4:B:636:LEU:HD12	4:B:648:ALA:HB2	1.18	1.09
5:A:372:LYS:HB2	5:A:375:LEU:HB2	1.18	1.09
4:C:1088:ASN:CG	4:B:280:VAL:HA	1.45	1.08
2:H:3:VAL:HB	2:H:56:GLY:HA3	1.34	1.08
2:H:180:VAL:HG22	2:H:245:PRO:HD3	1.35	1.08
3:E:258:ASN:CG	4:C:1010:ASN:ND2	2.04	1.08
1:K:430:LEU:HD13	1:K:446:THR:HG21	1.35	1.08
5:A:1198:ILE:HG13	5:A:1214:LEU:HD21	1.27	1.08
3:E:179:LEU:HD21	3:E:212:MET:HB3	1.33	1.08
3:E:184:GLY:C	4:B:500:SER:HG	1.51	1.08
4:C:1175:ILE:HG12	4:C:1176:PRO:HD2	1.19	1.07
5:A:515:PHE:HB2	5:A:576:SER:HA	1.27	1.07
1:K:391:SER:HA	2:H:277:THR:N	1.63	1.07
5:A:1098:ILE:HG12	5:A:1118:VAL:HG22	1.31	1.07
1:K:581:TYR:O	2:G:69:PRO:O	1.72	1.07
2:I:71:HIS:CD2	1:F:581:TYR:CB	2.27	1.07

Continued on next page...

Continued from previous page...

Atom-1	Atom-2	Interatomic distance (Å)	Clash overlap (Å)
4:C:841:ASP:HB3	4:C:1005:ASN:HB3	1.35	1.07
5:A:940:LEU:HA	5:A:952:PRO:HD2	1.31	1.07
1:K:213:GLN:HB2	1:K:674:ALA:HB1	1.29	1.07
3:E:201:ARG:HH22	4:B:724:PRO:C	1.55	1.07
5:A:413:MET:HA	5:A:413:MET:CE	1.84	1.07
1:K:391:SER:HA	2:H:276:LEU:C	1.70	1.07
4:C:502:ASN:HB2	4:C:1262:TYR:HA	1.36	1.07
1:K:505:VAL:HG12	2:G:313:TYR:CB	1.84	1.06
5:A:6:GLY:HA3	5:A:336:SER:HB3	1.32	1.06
1:K:203:VAL:HG11	1:K:207:GLU:HA	1.38	1.06
3:E:174:ASP:HB3	4:C:682:HIS:HD2	0.96	1.06
4:C:394:LEU:HD22	4:C:395:PRO:HD3	1.31	1.06
1:K:368:VAL:HB	1:K:468:LEU:HB3	1.34	1.06
1:K:566:VAL:CG2	1:K:567:PRO:HD3	1.86	1.06
1:F:98:GLU:HG2	1:F:99:PRO:HD3	1.33	1.06
3:E:258:ASN:O	4:C:854:ARG:NH2	1.87	1.06
4:C:860:PRO:HD2	4:B:439:MET:HG2	1.37	1.06
1:K:650:LYS:HD2	1:F:299:GLU:CB	1.86	1.06
2:I:73:CYS:N	1:F:581:TYR:CB	2.16	1.06
2:I:313:TYR:CZ	1:F:505:VAL:HG11	1.91	1.06
1:F:305:VAL:HG11	5:A:882:ARG:HH22	1.12	1.06
4:C:713:TRP:CD2	4:C:714:PRO:HD2	1.89	1.06
1:K:101:VAL:CG2	1:F:265:VAL:CG2	2.33	1.06
3:E:178:LEU:HD23	4:B:477:THR:HG21	1.34	1.06
5:A:1138:ILE:H	5:A:1138:ILE:HD12	1.20	1.06
1:K:374:ALA:HB1	1:K:375:PRO:HD2	1.37	1.05
3:E:201:ARG:NH2	4:B:725:ASN:N	2.03	1.05
4:C:1082:ARG:HA	4:B:414:PRO:O	1.57	1.05
4:C:1082:ARG:CA	4:B:414:PRO:O	2.03	1.05
1:K:225:ASP:HA	1:K:230:ARG:HE	1.19	1.05
3:E:50:ARG:HB2	3:E:50:ARG:NH1	1.72	1.05
1:K:328:ILE:HG22	1:K:334:LEU:HD22	1.37	1.05
1:K:650:LYS:CE	1:F:300:ILE:HD13	1.83	1.05
3:E:142:ARG:HB3	3:E:142:ARG:HH11	1.17	1.05
5:A:1216:LEU:HD12	5:A:1216:LEU:H	1.18	1.04
2:I:71:HIS:CG	1:F:581:TYR:CB	2.34	1.04
5:A:9:LEU:HA	5:A:315:ALA:H	1.22	1.04
1:K:485:GLN:NE2	1:F:436:SER:O	1.90	1.04
4:C:833:VAL:CG1	4:C:834:PRO:HD2	1.87	1.04
4:B:303:ARG:HG2	4:B:1209:LEU:HA	1.40	1.04
4:B:1171:THR:HG23	4:B:1172:PRO:HD2	1.36	1.04

Continued on next page...

Continued from previous page...

Atom-1	Atom-2	Interatomic distance (Å)	Clash overlap (Å)
1:K:197:THR:HB	1:F:563:PRO:O	1.58	1.04
1:K:210:CYS:SG	1:K:211:PRO:CD	2.46	1.04
1:K:272:PRO:HB3	1:K:277:PRO:HA	1.39	1.04
3:E:258:ASN:C	4:C:854:ARG:HH22	1.43	1.04
3:E:259:HIS:N	4:C:854:ARG:HH22	1.56	1.04
1:K:506:LYS:CG	2:G:313:TYR:CD2	2.36	1.03
2:H:244:THR:HG22	2:H:247:ARG:HG2	1.34	1.03
3:E:180:MET:HE2	4:B:497:TYR:HD2	1.22	1.03
1:K:362:ARG:HG2	1:K:486:PRO:HA	1.38	1.03
4:C:492:THR:HG23	4:C:1274:VAL:HG22	1.41	1.03
4:C:602:GLY:H	4:C:832:GLN:HA	1.17	1.03
4:B:580:LYS:HA	4:B:580:LYS:HE3	1.38	1.03
4:B:696:PRO:HG3	4:B:703:ARG:HD3	1.38	1.03
4:C:713:TRP:CE3	4:C:714:PRO:HD3	1.92	1.03
4:B:546:ILE:HG21	4:B:822:ILE:HD11	1.40	1.03
5:A:1126:ILE:HG13	5:A:1147:VAL:HG22	1.36	1.03
3:E:201:ARG:HH21	4:B:725:ASN:HA	0.86	1.03
5:A:851:ILE:HD12	5:A:851:ILE:H	1.21	1.03
1:K:98:GLU:HB3	1:K:168:PRO:HD2	1.37	1.03
2:I:3:VAL:HG11	2:I:58:VAL:HG12	1.40	1.03
2:I:69:PRO:HB3	1:F:583:VAL:O	1.59	1.03
1:F:384:GLY:HA2	1:F:442:ILE:HG13	1.41	1.03
1:K:352:ASN:ND2	2:H:64:LYS:CB	2.21	1.02
1:K:505:VAL:HG12	2:G:313:TYR:HB3	1.04	1.02
1:K:650:LYS:NZ	1:F:300:ILE:HG12	1.73	1.02
4:C:1082:ARG:HG3	4:B:413:THR:O	1.59	1.02
1:K:137:TYR:HA	1:K:140:LEU:HD13	1.37	1.02
1:K:490:ASP:OD2	1:F:436:SER:N	1.92	1.02
1:K:505:VAL:HB	2:G:313:TYR:HD1	0.87	1.02
5:A:165:GLU:HG2	5:A:197:LYS:HB3	1.39	1.02
5:A:628:GLU:HA	5:A:632:LEU:HG	1.41	1.02
1:K:581:TYR:CD1	2:G:73:CYS:N	2.26	1.02
4:B:375:HIS:HA	4:B:1259:ARG:HB3	1.39	1.02
3:E:178:LEU:CD2	4:B:481:TRP:CH2	2.41	1.02
3:E:258:ASN:HD21	4:C:1010:ASN:ND2	1.54	1.01
5:A:413:MET:HA	5:A:413:MET:HE3	1.08	1.01
5:A:948:ARG:HA	5:A:959:PRO:HA	1.40	1.01
1:K:101:VAL:CG1	1:F:265:VAL:HG11	1.91	1.01
1:K:197:THR:HG21	1:F:563:PRO:HB3	1.24	1.01
4:B:434:PHE:H	4:B:450:VAL:HA	1.25	1.01
4:C:543:LEU:HA	4:C:546:ILE:HG22	1.41	1.01

Continued on next page...

Continued from previous page...

Atom-1	Atom-2	Interatomic distance (Å)	Clash overlap (Å)
5:A:1241:LYS:HA	5:A:1246:THR:HA	1.39	1.01
1:K:57:VAL:HG11	1:K:62:ALA:HB3	1.42	1.00
3:E:185:HIS:N	4:B:500:SER:OG	1.93	1.00
3:E:281:MET:HA	3:E:281:MET:HE2	1.43	1.00
5:A:770:ARG:HB2	5:A:862:ASN:HA	1.41	1.00
1:K:71:ILE:HD11	1:K:100:LEU:HD11	1.41	1.00
3:E:3:ARG:HA	3:E:300:GLN:HB2	1.43	1.00
3:E:196:GLN:OE1	4:B:508:ARG:HD2	1.60	1.00
3:E:201:ARG:NH2	4:B:725:ASN:CA	2.20	1.00
4:C:577:ILE:HD13	4:C:627:TRP:HB3	1.43	1.00
4:C:731:ASN:HB2	4:C:736:PRO:HA	1.43	1.00
1:K:581:TYR:O	2:G:71:HIS:HB3	1.55	1.00
1:K:650:LYS:HE2	1:F:300:ILE:CA	1.91	1.00
4:C:833:VAL:HG12	4:C:834:PRO:HD2	1.40	1.00
1:K:490:ASP:OD2	1:F:436:SER:OG	1.79	1.00
5:A:1262:ASP:HB3	5:A:1278:ILE:HB	1.44	1.00
2:G:220:VAL:HG13	2:G:264:ILE:HD12	1.43	0.99
4:B:504:LEU:HB3	4:B:1264:THR:HG22	1.40	0.99
3:E:2:ALA:HA	3:E:299:SER:HA	1.40	0.99
3:E:170:MET:HG2	3:E:211:ARG:HB3	1.42	0.99
1:K:49:ILE:HG12	1:K:53:ASP:O	0.81	0.99
1:K:210:CYS:HG	1:K:211:PRO:HD2	1.17	0.99
1:K:517:GLU:CB	2:G:313:TYR:CZ	2.42	0.99
1:K:506:LYS:HB2	2:G:312:ARG:C	1.83	0.99
4:C:810:TYR:HA	4:C:814:LEU:HD23	1.44	0.99
5:A:616:ILE:HB	5:A:651:LEU:HB2	1.41	0.99
1:K:402:ILE:HG13	1:K:424:VAL:HG22	1.44	0.99
2:I:337:PRO:HD2	2:I:340:LEU:HD22	1.42	0.99
1:K:298:PRO:HA	1:K:301:ILE:HG12	1.43	0.99
1:K:650:LYS:HE3	1:F:300:ILE:HD11	1.44	0.99
4:B:1116:GLN:HB3	4:B:1172:PRO:HA	1.44	0.99
1:K:101:VAL:HG21	1:F:265:VAL:CG2	1.92	0.99
1:K:450:TYR:CE1	2:H:62:GLN:CG	2.46	0.99
3:E:106:VAL:CG2	4:B:944:PRO:HD3	1.76	0.98
3:E:177:GLN:CB	4:B:497:TYR:CD1	2.38	0.98
4:C:860:PRO:HD2	4:B:439:MET:CG	1.92	0.98
2:G:66:LYS:HD2	2:G:66:LYS:N	1.79	0.98
5:A:419:GLN:HG2	5:A:709:ILE:HA	1.40	0.98
1:K:352:ASN:CG	2:H:64:LYS:HB2	1.83	0.98
1:K:450:TYR:CD1	2:H:62:GLN:CG	2.46	0.98
2:I:313:TYR:CZ	1:F:505:VAL:CG1	2.47	0.98

Continued on next page...

Continued from previous page...

Atom-1	Atom-2	Interatomic distance (Å)	Clash overlap (Å)
1:K:404:PHE:HA	1:K:422:ALA:HA	1.46	0.97
1:F:303:SER:HB3	1:F:515:PRO:HG2	1.43	0.97
5:A:279:LEU:HB3	5:A:361:VAL:HG22	1.46	0.97
3:E:180:MET:SD	4:B:497:TYR:CD2	2.52	0.97
1:K:506:LYS:HB2	2:G:312:ARG:N	1.79	0.97
4:C:1035:TYR:HA	4:C:1038:PHE:HB2	1.47	0.97
1:K:57:VAL:HG23	1:K:63:LEU:HD23	1.47	0.97
1:K:212:MET:CE	1:K:212:MET:HA	1.95	0.97
1:F:506:LYS:HA	1:F:506:LYS:CE	1.94	0.97
4:B:691:ILE:H	4:B:691:ILE:HD12	1.30	0.97
5:A:742:ALA:HA	5:A:787:ILE:HB	1.45	0.97
1:K:326:LEU:HB3	1:K:334:LEU:HD11	1.45	0.97
5:A:456:LEU:HD12	5:A:457:PRO:HD2	1.46	0.97
5:A:1036:VAL:HG22	5:A:1096:ALA:HB2	1.44	0.97
2:H:251:HIS:HB2	2:H:254:LEU:HB2	1.47	0.97
5:A:171:LYS:HB3	5:A:190:LYS:HB3	1.47	0.97
1:F:275:SER:HA	1:F:651:LEU:HD11	1.47	0.96
1:F:579:THR:HA	1:F:584:ARG:HH22	1.30	0.96
5:A:242:VAL:HB	5:A:248:ILE:HG23	1.43	0.96
2:I:187:ASP:OD1	2:I:188:PRO:HD2	1.65	0.96
1:K:408:ILE:HG21	1:K:418:GLN:HE21	1.31	0.96
1:K:650:LYS:HE3	1:F:300:ILE:HD13	1.44	0.96
2:I:73:CYS:SG	1:F:581:TYR:CE2	2.56	0.96
5:A:1142:ASP:HB3	5:A:1182:VAL:HG11	1.47	0.96
2:G:292:LEU:HD21	2:G:328:MET:HA	1.47	0.96
3:E:86:TRP:HZ3	4:B:859:GLN:NE2	1.52	0.96
3:E:106:VAL:HB	4:B:942:GLN:O	1.64	0.96
4:B:852:GLN:HA	4:B:995:THR:HA	1.48	0.96
1:K:508:ALA:HB2	2:G:312:ARG:HA	1.45	0.96
1:K:428:VAL:HG13	1:K:448:LEU:HD13	1.48	0.96
3:E:106:VAL:CG2	4:B:944:PRO:N	2.29	0.96
1:K:506:LYS:NZ	1:K:517:GLU:HG3	1.79	0.95
1:F:389:GLU:HB2	1:F:392:TRP:HB3	1.48	0.95
3:E:180:MET:HE2	4:B:497:TYR:CD2	1.98	0.95
1:K:508:ALA:CA	2:G:312:ARG:HD2	1.94	0.95
2:I:180:VAL:HG22	2:I:244:THR:HA	1.48	0.95
3:E:246:ASP:HB3	3:E:249:GLU:HB3	1.48	0.95
1:K:504:THR:HG22	2:G:317:PRO:HG3	0.97	0.95
3:E:177:GLN:HB3	4:B:497:TYR:CG	2.00	0.95
4:C:1085:PHE:CE2	4:B:285:PHE:HA	2.01	0.95
4:C:1083:ILE:HG12	4:C:1094:ILE:HG13	1.48	0.95

Continued on next page...

Continued from previous page...

Atom-1	Atom-2	Interatomic distance (Å)	Clash overlap (Å)
4:B:1111:PRO:HG2	4:B:1114:LEU:HB2	1.46	0.95
5:A:440:ASP:HB3	5:A:639:MET:HE3	1.49	0.95
4:C:1082:ARG:CG	4:B:413:THR:O	2.14	0.95
5:A:46:LEU:HD11	5:A:58:GLN:HB2	1.47	0.95
2:I:50:VAL:HG22	2:I:57:VAL:HG22	1.48	0.95
2:I:330:GLN:HB3	2:I:334:VAL:HG13	1.45	0.95
1:K:450:TYR:CE1	2:H:62:GLN:CD	2.34	0.95
1:K:517:GLU:CG	2:G:313:TYR:HE2	1.66	0.95
4:C:352:LEU:HD22	4:C:955:LEU:HB3	1.48	0.95
1:K:504:THR:HG21	2:G:317:PRO:CD	1.96	0.95
1:F:282:LYS:HD3	1:F:642:ALA:HB2	1.49	0.95
1:F:346:GLN:HA	1:F:360:ASN:HA	1.45	0.95
4:B:1156:TYR:HB2	4:B:1194:PRO:HG2	1.45	0.94
1:F:51:ILE:HA	1:F:64:ARG:HD3	1.47	0.94
4:C:1241:PRO:HG2	4:C:1244:GLN:HB2	1.47	0.94
5:A:483:LEU:HA	5:A:529:VAL:HG22	1.50	0.94
1:K:490:ASP:HB3	1:F:436:SER:HB3	0.96	0.94
1:K:508:ALA:HB3	2:G:312:ARG:CB	1.96	0.94
1:F:301:ILE:HD13	1:F:546:ILE:HG13	1.49	0.94
1:K:325:THR:HA	1:F:442:ILE:HD11	1.50	0.94
3:E:201:ARG:HH21	4:B:725:ASN:N	1.62	0.94
1:K:508:ALA:CB	2:G:312:ARG:HD2	1.98	0.94
1:K:352:ASN:OD1	2:H:64:LYS:HD2	1.67	0.94
1:K:506:LYS:CG	2:G:313:TYR:CB	2.42	0.94
5:A:13:LEU:HA	5:A:313:GLN:HG3	1.47	0.94
1:K:49:ILE:HD13	1:K:53:ASP:C	1.76	0.94
1:K:153:ARG:HB2	1:K:153:ARG:HH11	1.29	0.94
3:E:138:ARG:NH1	5:A:212:TRP:O	2.00	0.94
4:B:608:ILE:HD12	4:B:879:ALA:HB2	1.50	0.94
4:C:1088:ASN:CG	4:B:280:VAL:CA	2.29	0.94
1:K:49:ILE:HD13	1:K:54:GLU:H	1.26	0.93
1:K:584:ARG:NE	2:G:70:HIS:NE2	2.15	0.93
2:I:288:GLY:HA2	2:I:291:LYS:HE3	1.50	0.93
1:F:547:ALA:HB1	1:F:604:ILE:HA	1.49	0.93
4:B:751:THR:HG21	4:B:898:ASN:HD22	1.32	0.93
1:K:302:ALA:HB1	1:K:625:ILE:HG12	1.47	0.93
2:G:141:MET:HA	2:G:147:SER:HB3	1.49	0.93
1:F:505:VAL:HB	1:F:510:VAL:HG11	1.48	0.93
4:B:1230:GLU:HB2	4:B:1250:VAL:HG11	1.50	0.93
2:H:48:ALA:HB1	2:H:57:VAL:HG11	1.49	0.93
1:K:375:PRO:HB3	1:K:454:PRO:HD3	1.51	0.93

Continued on next page...

Continued from previous page...

Atom-1	Atom-2	Interatomic distance (Å)	Clash overlap (Å)
2:H:243:VAL:HA	2:H:349:PHE:HB2	1.50	0.93
5:A:15:SER:HB2	5:A:358:PRO:HB2	1.51	0.93
5:A:1156:PHE:HA	5:A:1165:ILE:HA	1.50	0.93
3:E:259:HIS:CE1	4:C:854:ARG:HE	1.82	0.93
2:H:20:GLU:HG2	2:H:22:ARG:HH11	1.33	0.93
4:C:1085:PHE:CD2	4:B:285:PHE:HA	2.04	0.93
5:A:609:GLY:H	5:A:659:HIS:HB2	1.33	0.93
1:F:98:GLU:HG2	1:F:99:PRO:CD	1.98	0.92
2:I:313:TYR:CD1	1:F:505:VAL:CG1	2.43	0.92
4:C:461:ILE:HA	4:C:464:ARG:HD2	1.51	0.92
1:K:101:VAL:HG11	1:F:265:VAL:HG11	0.95	0.92
1:K:101:VAL:HG21	1:F:265:VAL:HG21	1.47	0.92
1:K:371:ASP:HB2	1:K:466:TYR:H	1.34	0.92
1:K:55:THR:HA	1:K:63:LEU:HD22	1.49	0.92
3:E:259:HIS:HE1	4:C:854:ARG:NE	1.47	0.92
5:A:1044:ILE:HB	5:A:1087:TRP:HB2	1.52	0.92
3:E:142:ARG:HB3	3:E:142:ARG:NH1	1.85	0.92
3:E:243:ARG:HG3	3:E:246:ASP:HB2	1.52	0.92
4:C:237:ALA:HB2	4:C:247:LEU:HB3	1.52	0.92
2:G:141:MET:HA	2:G:147:SER:CB	1.98	0.92
2:I:127:SER:HA	2:I:364:LEU:HA	1.52	0.92
3:E:201:ARG:NH2	4:B:724:PRO:O	1.99	0.92
4:C:1085:PHE:HB2	4:B:285:PHE:CD1	2.04	0.92
5:A:400:TYR:HA	5:A:775:ILE:HG22	1.49	0.92
5:A:1068:VAL:HA	5:A:1071:ALA:HB2	1.50	0.92
1:K:505:VAL:CB	2:G:313:TYR:CD1	2.53	0.91
4:B:1094:ILE:HB	4:B:1104:PHE:HE1	1.35	0.91
1:K:405:GLN:HB2	1:K:421:GLN:HB2	1.52	0.91
1:K:613:GLN:HE22	2:G:7:ASN:HD21	0.98	0.91
1:F:375:PRO:CD	1:F:499:SER:HB2	1.98	0.91
4:C:1211:CYS:HA	4:C:1225:LYS:HG3	1.51	0.91
5:A:1084:LYS:HB2	5:A:1086:GLU:HG3	1.53	0.91
1:K:344:LEU:HD21	1:K:480:PRO:HB3	1.53	0.91
1:K:650:LYS:CE	1:F:300:ILE:N	2.32	0.91
4:C:1230:GLU:HB2	4:C:1250:VAL:HG11	1.52	0.91
5:A:1011:LEU:HA	5:A:1014:LYS:HD3	1.51	0.91
1:K:374:ALA:HB1	1:K:375:PRO:CD	1.99	0.91
1:K:471:THR:HA	1:K:488:VAL:HG13	1.52	0.91
4:C:1088:ASN:OD1	4:B:280:VAL:CA	2.16	0.91
5:A:950:ARG:HG3	5:A:957:ASP:HB2	1.51	0.91
1:F:370:LEU:HD21	1:F:468:LEU:HB2	1.52	0.91

Continued on next page...

Continued from previous page...

Atom-1	Atom-2	Interatomic distance (Å)	Clash overlap (Å)
4:C:602:GLY:N	4:C:832:GLN:HA	1.85	0.91
4:B:1212:THR:HG23	4:B:1225:LYS:HB3	1.49	0.91
5:A:1075:GLN:HB2	5:A:1092:VAL:HB	1.51	0.91
1:F:51:ILE:HG13	1:F:64:ARG:HB3	1.50	0.91
2:G:5:LEU:HD22	2:G:6:PRO:HD3	1.49	0.90
4:C:748:ALA:HA	4:C:813:GLN:HB3	1.53	0.90
1:K:391:SER:HB3	2:H:278:GLY:C	1.91	0.90
2:I:71:HIS:ND1	1:F:582:GLY:CA	2.24	0.90
1:F:334:LEU:HD23	1:F:368:VAL:HA	1.49	0.90
5:A:1223:PRO:HG2	5:A:1226:GLU:HB3	1.50	0.90
1:K:299:GLU:CD	1:K:299:GLU:H	1.72	0.90
1:K:391:SER:O	2:H:279:ASN:N	1.79	0.90
1:F:568:ILE:HD11	1:F:627:LEU:HD13	1.52	0.90
3:E:281:MET:HA	3:E:281:MET:CE	2.00	0.90
4:B:1083:ILE:HG12	4:B:1094:ILE:HG13	1.52	0.90
2:G:184:MET:HA	2:G:261:THR:HA	1.52	0.90
1:F:305:VAL:HG12	5:A:882:ARG:NH2	1.84	0.90
1:K:434:ASP:HA	1:K:441:SER:HA	1.53	0.90
3:E:192:TYR:OH	4:B:471:ARG:CG	2.19	0.90
3:E:185:HIS:ND1	4:B:500:SER:HB3	1.87	0.89
1:K:49:ILE:HD11	1:K:53:ASP:CB	2.02	0.89
4:C:862:LEU:H	4:B:443:ALA:CA	1.84	0.89
4:C:1082:ARG:HB3	4:B:415:ASN:CA	1.87	0.89
4:B:841:ASP:HA	4:B:1004:TYR:HD2	1.37	0.89
5:A:19:GLU:HA	5:A:276:VAL:H	1.36	0.89
5:A:830:THR:HG21	5:A:848:CYS:HB3	1.54	0.89
1:K:504:THR:HB	2:G:317:PRO:HD3	0.90	0.89
1:F:210:CYS:SG	1:F:211:PRO:HD2	2.11	0.89
5:A:527:PRO:HB2	5:A:530:ILE:HG13	1.54	0.89
1:K:505:VAL:CG1	2:G:313:TYR:HB3	1.99	0.89
1:K:197:THR:HG23	1:F:563:PRO:HB3	1.52	0.89
1:F:210:CYS:SG	1:F:211:PRO:CD	2.61	0.89
4:C:982:MET:HB2	4:C:985:GLU:HG3	1.55	0.89
4:B:690:ASN:HB3	4:B:693:LEU:HD12	1.54	0.89
4:B:717:SER:CB	4:B:744:ASP:HA	2.02	0.89
4:B:892:PRO:HD2	4:B:895:LEU:HD22	1.52	0.89
1:F:213:GLN:HB2	1:F:674:ALA:HB1	1.55	0.89
4:C:1188:HIS:HA	4:C:1220:ILE:HB	1.52	0.89
5:A:1042:LEU:HB2	5:A:1089:LEU:HB2	1.53	0.89
1:K:504:THR:HG22	2:G:317:PRO:CD	1.85	0.89
3:E:86:TRP:CH2	4:B:859:GLN:OE1	2.25	0.89

Continued on next page...

Continued from previous page...

Atom-1	Atom-2	Interatomic distance (Å)	Clash overlap (Å)
4:C:859:GLN:NE2	4:B:440:MET:N	1.81	0.89
4:B:482:ALA:HB2	4:B:726:VAL:HG21	1.54	0.89
1:K:490:ASP:HB2	1:F:436:SER:HB3	1.55	0.88
3:E:192:TYR:CE2	4:B:471:ARG:CA	2.55	0.88
2:I:318:GLY:HA3	2:I:322:GLY:HA3	1.53	0.88
4:C:1083:ILE:N	4:B:414:PRO:O	2.05	0.88
1:K:324:ARG:HH21	1:F:436:SER:HA	1.39	0.88
1:F:53:ASP:OD1	5:A:345:TRP:HB2	1.73	0.88
3:E:180:MET:H	4:B:497:TYR:HH	0.92	0.88
4:C:860:PRO:CD	4:B:439:MET:HG2	2.02	0.88
4:B:992:PRO:HA	4:B:995:THR:HG23	1.56	0.88
3:E:273:MET:O	3:E:329:GLY:HA2	1.73	0.88
4:B:1057:SER:HB3	4:B:1060:ALA:HB3	1.55	0.88
1:K:47:PRO:HA	1:K:148:VAL:HA	1.54	0.88
1:K:387:TYR:CZ	1:F:436:SER:HB2	2.09	0.88
2:G:198:GLU:HA	2:G:202:ARG:HG3	1.53	0.88
4:C:1171:THR:HG23	4:C:1172:PRO:CD	2.04	0.88
1:K:197:THR:HG21	1:F:563:PRO:CA	2.03	0.88
3:E:231:GLN:HA	3:E:259:HIS:HB3	1.54	0.88
4:C:1075:HIS:HB2	4:C:1108:TRP:CD1	2.09	0.88
1:F:279:LEU:HA	1:F:282:LYS:HE2	1.55	0.87
3:E:192:TYR:HE2	4:B:471:ARG:CA	1.87	0.87
4:B:602:GLY:HA2	4:B:833:VAL:HG13	1.55	0.87
1:K:352:ASN:HB3	2:H:64:LYS:HG3	0.88	0.87
3:E:331:GLN:HB2	3:E:404:ARG:HA	1.55	0.87
1:K:153:ARG:HB2	1:K:153:ARG:NH1	1.89	0.87
5:A:372:LYS:HB2	5:A:375:LEU:CB	2.01	0.87
1:F:344:LEU:HD21	1:F:480:PRO:HB3	1.56	0.87
1:F:375:PRO:HD2	1:F:499:SER:CB	2.02	0.87
5:A:100:ILE:HG12	5:A:133:LEU:HD13	1.57	0.87
5:A:552:TYR:HA	5:A:559:ILE:HG23	1.57	0.87
5:A:936:ILE:HG21	5:A:1008:ILE:HG13	1.55	0.87
2:I:72:ARG:C	1:F:581:TYR:CB	2.43	0.87
2:G:236:ARG:HD2	2:G:365:GLY:OXT	1.71	0.87
5:A:353:ILE:HG21	5:A:362:ASP:HB3	1.56	0.87
5:A:1156:PHE:HD2	5:A:1165:ILE:HG12	1.39	0.86
1:F:124:PHE:HD2	1:F:185:LEU:HD23	1.41	0.86
1:F:145:ASP:HA	1:F:161:LYS:HA	1.55	0.86
4:B:849:VAL:H	4:B:869:THR:H	1.21	0.86
1:K:504:THR:CG2	2:G:317:PRO:HG2	1.85	0.86
1:F:173:MET:HE1	1:F:174:TYR:HA	1.56	0.86

Continued on next page...

Continued from previous page...

Atom-1	Atom-2	Interatomic distance (Å)	Clash overlap (Å)
3:E:178:LEU:HD21	4:B:481:TRP:HZ2	1.10	0.86
4:C:263:CYS:O	4:C:263:CYS:SG	2.33	0.86
4:C:674:ARG:CZ	4:B:1275:PRO:O	2.24	0.86
5:A:5:TRP:HA	5:A:338:GLY:H	1.40	0.86
4:B:685:PRO:HG2	4:B:688:PHE:HB2	1.58	0.86
2:I:69:PRO:CB	1:F:583:VAL:O	2.24	0.86
2:G:68:LEU:HD12	2:G:69:PRO:HD2	1.55	0.86
3:E:340:CYS:HB3	3:E:354:GLN:HG3	1.56	0.86
3:E:178:LEU:CD2	4:B:477:THR:CG2	2.54	0.86
2:I:196:ARG:HG3	2:I:355:PRO:HB3	1.57	0.86
2:H:109:MET:HE2	2:H:129:VAL:HG13	1.56	0.86
3:E:106:VAL:HG21	4:B:944:PRO:N	1.91	0.86
5:A:511:SER:HB2	5:A:571:TYR:HA	1.55	0.86
5:A:778:ARG:HD2	5:A:778:ARG:O	1.73	0.86
5:A:948:ARG:CA	5:A:959:PRO:HA	2.06	0.86
1:K:450:TYR:HD1	2:H:62:GLN:CD	1.47	0.86
1:K:506:LYS:CE	2:G:310:LYS:HA	2.02	0.86
1:F:301:ILE:CD1	1:F:546:ILE:HG13	2.06	0.86
4:C:515:GLN:HG3	4:C:730:ALA:HB1	1.58	0.86
4:C:982:MET:HB2	4:C:985:GLU:CG	2.06	0.86
4:C:1175:ILE:HG12	4:C:1176:PRO:CD	2.06	0.86
5:A:1044:ILE:HD11	5:A:1089:LEU:HD11	1.56	0.86
2:H:247:ARG:HB3	2:H:348:LYS:HD2	1.55	0.86
5:A:688:SER:HA	5:A:691:LEU:HG	1.57	0.86
2:H:10:GLN:HA	2:H:46:GLY:HA3	1.58	0.85
1:F:431:TYR:HD2	1:F:444:ALA:HB2	1.41	0.85
4:C:303:ARG:HG2	4:C:1209:LEU:HA	1.57	0.85
4:C:862:LEU:H	4:B:443:ALA:H	1.23	0.85
4:C:1171:THR:CG2	4:C:1172:PRO:HD2	2.06	0.85
1:K:450:TYR:HE1	2:H:62:GLN:CB	1.88	0.85
1:K:506:LYS:CG	2:G:313:TYR:N	2.38	0.85
2:G:5:LEU:HD22	2:G:6:PRO:HD2	0.86	0.85
2:G:288:GLY:HA2	2:G:291:LYS:HE3	1.56	0.85
3:E:239:PHE:HB3	3:E:251:TRP:HB2	1.56	0.85
5:A:636:THR:HA	5:A:662:SER:HB3	1.59	0.85
1:K:102:VAL:HG21	1:K:148:VAL:HG11	1.58	0.85
5:A:743:ILE:HG13	5:A:752:LEU:HD13	1.57	0.85
1:K:391:SER:CB	2:H:278:GLY:C	2.41	0.85
1:K:506:LYS:HG2	2:G:310:LYS:HA	1.58	0.85
2:H:303:ASN:HD21	2:H:320:MET:HB3	1.41	0.85
5:A:5:TRP:HA	5:A:338:GLY:N	1.92	0.85

Continued on next page...

Continued from previous page...

Atom-1	Atom-2	Interatomic distance (Å)	Clash overlap (Å)
1:K:389:GLU:HB2	1:K:392:TRP:HB3	1.58	0.85
3:E:176:ASN:O	4:B:497:TYR:OH	1.92	0.85
3:E:192:TYR:HE2	4:B:471:ARG:HA	1.09	0.85
4:C:234:GLN:HG2	4:C:246:GLN:HB2	1.59	0.85
4:C:674:ARG:NH1	4:B:1275:PRO:C	2.29	0.85
4:B:1111:PRO:HG2	4:B:1114:LEU:CB	2.06	0.85
5:A:903:PHE:HB3	5:A:961:SER:HB3	1.59	0.85
3:E:181:ASN:OD1	4:B:477:THR:HB	1.75	0.85
4:C:860:PRO:CA	4:B:439:MET:O	2.24	0.85
1:K:581:TYR:O	2:G:71:HIS:CB	2.21	0.85
4:C:635:ALA:HA	4:C:638:LEU:HG	1.58	0.85
1:K:353:THR:CG2	2:H:61:LEU:CD2	2.55	0.84
1:F:198:LEU:HD11	1:F:222:GLN:HB3	1.56	0.84
1:K:352:ASN:CB	2:H:64:LYS:CG	2.40	0.84
3:E:174:ASP:CB	4:C:682:HIS:HD2	1.88	0.84
1:K:408:ILE:H	1:K:408:ILE:HD12	1.42	0.84
4:C:634:LEU:HD23	4:C:883:THR:HG23	1.57	0.84
4:C:1126:PHE:HA	4:C:1129:TRP:HD1	1.42	0.84
1:K:151:SER:HB3	1:F:119:GLU:HB3	1.56	0.84
4:C:1058:PRO:HG3	4:C:1182:VAL:HA	1.59	0.84
4:C:1082:ARG:CD	4:B:420:CYS:HB3	2.06	0.84
1:K:506:LYS:O	2:G:315:LEU:N	2.07	0.84
4:B:649:PHE:HA	4:B:705:TRP:HE1	1.41	0.84
3:E:106:VAL:HG23	4:B:944:PRO:HD3	0.86	0.84
4:C:295:PRO:HG3	4:C:404:SER:HB2	1.59	0.84
4:C:1212:THR:HG23	4:C:1225:LYS:HB3	1.60	0.84
4:B:600:TYR:CE2	4:B:830:PRO:HA	2.12	0.84
1:K:424:VAL:HG11	1:K:473:ILE:HD13	1.59	0.84
4:C:674:ARG:HG3	4:B:1275:PRO:OXT	1.78	0.84
4:C:983:LEU:HG	4:C:984:LEU:HG	1.56	0.84
4:C:1082:ARG:HD2	4:B:416:VAL:HA	1.58	0.84
5:A:535:GLN:HB2	5:A:537:LYS:HG2	1.57	0.84
1:K:43:PRO:N	1:K:104:THR:HA	1.92	0.84
1:K:101:VAL:HG22	1:F:265:VAL:CG2	2.01	0.84
1:F:336:MET:HG3	1:F:366:ARG:HG2	1.60	0.84
5:A:271:ARG:HB2	5:A:274:GLN:HB2	1.60	0.83
3:E:181:ASN:OD1	4:B:477:THR:CB	2.26	0.83
2:I:186:ARG:HB3	2:I:347:THR:HG21	1.59	0.83
1:F:305:VAL:CG1	5:A:882:ARG:HH21	1.90	0.83
4:B:823:ALA:HA	4:B:826:LEU:HD23	1.58	0.83
4:B:1069:ARG:HG2	4:B:1109:ILE:HG21	1.58	0.83

Continued on next page...

Continued from previous page...

Atom-1	Atom-2	Interatomic distance (Å)	Clash overlap (Å)
5:A:226:LYS:HD3	5:A:278:ARG:HG2	1.61	0.83
5:A:1045:PRO:HA	5:A:1086:GLU:HA	1.57	0.83
4:C:272:VAL:O	4:C:299:ALA:HA	1.77	0.83
4:C:1085:PHE:HB2	4:B:285:PHE:HD1	1.39	0.83
5:A:1199:ARG:HG2	5:A:1211:GLN:HG3	1.60	0.83
1:F:153:ARG:HH22	1:F:156:LEU:HD23	1.43	0.83
4:C:761:LEU:HD12	4:C:808:PRO:HB3	1.59	0.83
5:A:222:VAL:HG22	5:A:234:LEU:HG	1.60	0.83
5:A:1170:LYS:HG2	5:A:1185:VAL:HG23	1.58	0.83
3:E:90:ARG:O	3:E:90:ARG:HG3	1.78	0.83
4:C:1082:ARG:HA	4:B:414:PRO:C	1.98	0.83
4:C:1111:PRO:HG2	4:C:1114:LEU:HG	1.59	0.83
1:K:173:MET:HE1	1:K:174:TYR:HA	1.60	0.83
2:G:224:ASP:HB3	2:G:355:PRO:HG2	1.61	0.83
2:H:260:ALA:HB2	2:H:271:VAL:HG22	1.60	0.83
1:F:103:VAL:HB	1:F:164:PRO:HB2	1.60	0.83
5:A:519:ALA:HB2	5:A:554:VAL:HA	1.60	0.83
5:A:794:LEU:HD12	5:A:794:LEU:O	1.77	0.83
5:A:1103:ALA:HB2	5:A:1114:LEU:HD21	1.60	0.83
4:C:336:LYS:HB2	4:C:340:ASN:CB	2.09	0.83
4:C:380:GLN:HG3	4:C:388:GLY:HA2	1.61	0.83
4:C:1121:TYR:CZ	4:B:414:PRO:HB2	2.14	0.83
4:B:352:LEU:HB3	4:B:955:LEU:HB3	1.61	0.83
4:B:822:ILE:HG22	4:B:826:LEU:HD21	1.61	0.83
5:A:765:ARG:HB2	5:A:838:GLU:HG2	1.58	0.83
5:A:931:ASP:HB3	5:A:1015:TYR:CE2	2.12	0.83
5:A:1032:GLY:HA3	5:A:1040:CYS:HA	1.60	0.83
5:A:750:ARG:HG2	5:A:750:ARG:HH11	1.44	0.82
1:K:490:ASP:CG	1:F:436:SER:H	1.81	0.82
1:K:506:LYS:HE3	2:G:310:LYS:HA	1.61	0.82
2:H:260:ALA:CB	2:H:271:VAL:HG22	2.09	0.82
5:A:1154:MET:HB3	5:A:1201:VAL:HG11	1.61	0.82
2:I:73:CYS:H	1:F:581:TYR:HB2	1.45	0.82
2:I:313:TYR:CE1	1:F:505:VAL:HG11	2.05	0.82
4:B:578:LEU:HA	4:B:581:LEU:HD12	1.60	0.82
4:C:300:ALA:HB1	4:C:1185:SER:HB3	1.59	0.82
1:K:582:GLY:CA	2:G:70:HIS:HA	1.83	0.82
2:H:234:LYS:HA	2:H:238:TYR:CD2	2.14	0.82
3:E:192:TYR:CZ	4:B:471:ARG:HA	2.13	0.82
5:A:637:SER:HB3	5:A:656:PHE:HB2	1.61	0.82
5:A:1122:PRO:HB2	5:A:1151:TYR:HE1	1.45	0.82

Continued on next page...

Continued from previous page...

Atom-1	Atom-2	Interatomic distance (Å)	Clash overlap (Å)
1:K:187:LYS:HD3	1:K:228:LEU:HD11	1.61	0.82
2:H:299:VAL:HG13	2:H:320:MET:HG2	1.60	0.82
2:G:51:CYS:HB2	2:G:58:VAL:HG13	1.61	0.82
3:E:9:LYS:HB2	3:E:124:VAL:HG22	1.60	0.82
4:C:1156:TYR:HA	4:C:1194:PRO:O	1.77	0.82
4:B:503:ARG:HD3	4:B:1265:PRO:HG3	1.61	0.82
5:A:1073:ILE:HB	5:A:1076:VAL:HG22	1.61	0.82
2:G:26:TYR:HB3	2:G:42:MET:HB2	1.59	0.82
3:E:316:ILE:HG22	3:E:319:TRP:H	1.45	0.82
5:A:163:VAL:HG13	5:A:199:PHE:HB3	1.61	0.82
5:A:611:SER:HA	5:A:658:VAL:HG23	1.62	0.82
1:K:413:TRP:CD1	1:K:418:GLN:HB3	2.15	0.82
3:E:86:TRP:HZ3	4:B:859:GLN:CD	1.75	0.82
2:H:51:CYS:SG	2:H:54:CYS:N	2.53	0.82
1:F:282:LYS:CD	1:F:642:ALA:HB2	2.08	0.82
3:E:182:TYR:C	4:B:500:SER:HB3	2.00	0.82
4:C:1045:ILE:HD12	4:C:1199:ILE:HG23	1.62	0.82
4:B:836:VAL:HB	4:B:839:ASP:HB3	1.60	0.82
5:A:111:VAL:HA	5:A:138:ILE:H	1.43	0.82
5:A:509:ARG:HB3	5:A:545:SER:HB3	1.60	0.82
4:C:1175:ILE:HG13	4:C:1176:PRO:HD2	1.61	0.82
1:K:119:GLU:HA	1:K:122:ARG:HB3	1.62	0.81
1:K:352:ASN:CG	2:H:64:LYS:CG	2.48	0.81
4:C:853:SER:H	4:C:995:THR:HB	1.45	0.81
5:A:486:ASP:HB2	5:A:529:VAL:HG21	1.60	0.81
3:E:183:PHE:HB3	4:B:499:PRO:HA	0.84	0.81
1:K:506:LYS:CB	2:G:311:ILE:C	2.49	0.81
3:E:9:LYS:HA	3:E:124:VAL:HA	1.60	0.81
3:E:399:ASN:HA	3:E:402:TRP:HD1	1.45	0.81
4:C:268:ILE:HA	4:C:304:ILE:CA	2.09	0.81
4:C:573:PRO:HB2	4:C:627:TRP:HZ2	1.46	0.81
4:B:417:SER:HA	4:B:1217:PRO:CA	2.07	0.81
4:B:657:VAL:HG22	4:B:671:GLN:HG2	1.61	0.81
5:A:203:THR:HG23	5:A:206:VAL:HB	1.60	0.81
5:A:939:TYR:HA	5:A:953:LYS:HG2	1.63	0.81
5:A:1258:PRO:HB2	5:A:1261:TRP:HB2	1.62	0.81
1:K:387:TYR:HH	1:F:436:SER:CB	1.76	0.81
4:C:1110:PHE:HB2	4:C:1139:ILE:HD13	1.60	0.81
5:A:9:LEU:HA	5:A:315:ALA:N	1.94	0.81
5:A:66:LEU:HD23	5:A:121:GLY:HA2	1.62	0.81
1:K:353:THR:HG23	2:H:61:LEU:HD22	1.60	0.81

Continued on next page...

Continued from previous page...

Atom-1	Atom-2	Interatomic distance (Å)	Clash overlap (Å)
1:F:293:VAL:HG11	1:F:632:LYS:HG2	1.63	0.81
1:F:399:VAL:HA	1:F:472:PHE:HA	1.63	0.81
5:A:413:MET:HG2	5:A:725:ILE:HB	1.63	0.81
5:A:513:ALA:HB3	5:A:574:VAL:HA	1.62	0.81
1:K:50:ALA:H	1:K:56:SER:H	1.27	0.81
3:E:192:TYR:OH	4:B:471:ARG:CA	2.28	0.81
3:E:243:ARG:NH1	4:B:435:ASP:CG	2.33	0.81
4:C:268:ILE:CA	4:C:304:ILE:HA	2.07	0.81
5:A:45:PRO:HB2	5:A:54:ILE:HG12	1.63	0.81
5:A:832:PRO:HA	5:A:854:THR:HA	1.63	0.81
1:K:517:GLU:HG3	2:G:313:TYR:HE2	1.24	0.81
3:E:311:ALA:HA	3:E:314:ARG:HG3	1.60	0.81
5:A:588:LEU:HA	5:A:591:SER:HB3	1.61	0.81
1:K:352:ASN:CG	2:H:64:LYS:CB	2.48	0.81
4:C:1031:PHE:HA	4:C:1038:PHE:CE1	2.16	0.81
4:C:1121:TYR:CE2	4:B:414:PRO:HB2	2.16	0.81
1:K:514:VAL:HB	1:K:517:GLU:HG2	1.63	0.81
5:A:64:GLN:HA	5:A:169:GLY:CA	2.10	0.81
1:K:503:VAL:O	2:G:312:ARG:NH2	1.91	0.81
1:K:517:GLU:CG	2:G:313:TYR:OH	2.18	0.81
1:F:357:TRP:HA	1:F:475:SER:CA	2.11	0.81
5:A:322:LEU:HB3	5:A:326:TRP:CE3	2.16	0.81
1:K:213:GLN:HB2	1:K:674:ALA:CB	2.10	0.80
1:K:504:THR:CB	2:G:317:PRO:CD	2.34	0.80
1:F:357:TRP:CA	1:F:475:SER:HA	2.10	0.80
5:A:57:VAL:HB	5:A:173:LEU:HB3	1.63	0.80
1:K:406:SER:HB2	1:K:420:GLY:HA3	1.63	0.80
5:A:1122:PRO:HB2	5:A:1151:TYR:CE1	2.15	0.80
3:E:13:PHE:HB3	3:E:16:LEU:HB2	1.63	0.80
1:K:485:GLN:CD	1:F:436:SER:O	2.19	0.80
2:G:198:GLU:H	2:G:201:ALA:HB3	1.47	0.80
4:C:732:LEU:HB3	4:C:1011:VAL:HG11	1.63	0.80
5:A:628:GLU:HA	5:A:632:LEU:CG	2.10	0.80
1:K:583:VAL:HG21	2:G:67:HIS:C	2.00	0.80
4:B:259:ASP:HA	4:B:314:VAL:HG12	1.61	0.80
4:C:1049:ARG:HG3	4:C:1196:VAL:HG13	1.63	0.80
4:B:603:VAL:HG23	4:B:604:VAL:HG23	1.61	0.80
2:G:179:LEU:HB2	2:G:363:ILE:HG22	1.63	0.80
4:B:636:LEU:CD1	4:B:648:ALA:HB2	2.09	0.80
5:A:980:THR:HG23	5:A:1020:ARG:HB3	1.62	0.80
2:I:70:HIS:CD2	1:F:584:ARG:NH2	2.49	0.80

Continued on next page...

Continued from previous page...

Atom-1	Atom-2	Interatomic distance (Å)	Clash overlap (Å)
2:I:174:ILE:HG23	2:I:179:LEU:HB2	1.62	0.80
5:A:3:ASN:HA	5:A:8:ARG:HA	1.64	0.80
5:A:4:VAL:HB	5:A:340:ASN:HA	1.64	0.80
5:A:155:GLN:H	5:A:155:GLN:CD	1.81	0.80
1:K:71:ILE:O	1:K:71:ILE:HG22	1.80	0.80
2:G:244:THR:HB	2:G:247:ARG:HG2	1.62	0.80
2:G:5:LEU:CG	2:G:6:PRO:HD2	2.12	0.80
1:F:408:ILE:CD1	1:F:418:GLN:HG2	2.11	0.79
4:C:1076:ILE:HG12	4:C:1109:ILE:HB	1.64	0.79
4:B:339:LEU:HB2	4:B:353:MET:HG3	1.64	0.79
5:A:635:ILE:HG22	5:A:658:VAL:HG22	1.62	0.79
2:I:221:MET:HG2	2:I:358:ILE:HG12	1.63	0.79
3:E:174:ASP:CB	4:C:682:HIS:CD2	2.64	0.79
4:C:336:LYS:HB3	4:C:349:ALA:HB2	1.64	0.79
4:C:1085:PHE:CB	4:B:285:PHE:HD1	1.95	0.79
4:B:1074:VAL:HG22	4:B:1107:ASN:HB3	1.64	0.79
5:A:403:ASP:HB3	5:A:774:LEU:HD12	1.63	0.79
1:K:392:TRP:C	2:H:277:THR:O	2.19	0.79
1:K:450:TYR:CD1	2:H:62:GLN:HG2	2.16	0.79
1:K:450:TYR:HE1	2:H:62:GLN:CG	1.95	0.79
1:K:509:VAL:HA	2:G:312:ARG:NH2	1.96	0.79
1:F:633:THR:HA	1:F:636:ARG:HD2	1.63	0.79
5:A:187:LEU:HD12	5:A:191:ASP:HB3	1.64	0.79
1:K:323:VAL:HB	1:K:489:TRP:HB3	1.65	0.79
2:H:3:VAL:HB	2:H:56:GLY:CA	2.13	0.79
2:H:113:VAL:HG11	2:H:128:LEU:HD11	1.64	0.79
4:B:778:ASN:HD21	4:B:780:ARG:HG3	1.46	0.79
5:A:395:GLN:HA	5:A:739:LYS:O	1.82	0.79
5:A:525:ASP:HB2	5:A:556:ARG:HH21	1.47	0.79
5:A:1051:ASP:HB3	5:A:1105:VAL:HA	1.63	0.79
5:A:638:TYR:CD2	5:A:664:LEU:HD13	2.17	0.79
2:I:221:MET:HA	2:I:358:ILE:HA	1.62	0.79
5:A:631:ILE:HA	5:A:634:ASN:HD22	1.47	0.79
5:A:872:TYR:HE2	5:A:895:ALA:HB2	1.48	0.79
5:A:632:LEU:N	5:A:633:PRO:HD2	1.97	0.79
3:E:178:LEU:HD22	4:B:477:THR:HG21	1.65	0.79
3:E:258:ASN:HD21	4:C:1010:ASN:HD21	0.82	0.79
4:B:266:PHE:CD2	4:B:306:VAL:HG22	2.17	0.79
2:G:312:ARG:O	2:G:312:ARG:NH1	2.16	0.79
5:A:1197:TYR:HA	5:A:1213:PRO:HA	1.63	0.79
1:K:50:ALA:HA	1:K:57:VAL:HG22	1.65	0.79

Continued on next page...

Continued from previous page...

Atom-1	Atom-2	Interatomic distance (Å)	Clash overlap (Å)
5:A:1101:MET:HB3	5:A:1114:LEU:HB2	1.64	0.79
1:K:223:LEU:HD23	1:K:224:PRO:HD2	1.65	0.78
1:K:370:LEU:HD12	1:K:403:VAL:HG13	1.65	0.78
4:C:265:SER:CB	4:C:308:THR:HA	2.13	0.78
4:C:306:VAL:HB	4:C:324:MET:HB3	1.65	0.78
4:C:807:THR:HG21	4:C:886:LEU:HA	1.64	0.78
4:C:1151:TYR:HD2	4:C:1181:MET:HG2	1.47	0.78
4:B:747:PRO:HG2	5:A:154:SER:N	1.97	0.78
1:K:48:TRP:HB3	1:K:63:LEU:HD13	1.64	0.78
1:K:435:SER:HB3	1:K:442:ILE:HB	1.64	0.78
2:G:84:ASP:OD2	2:G:84:ASP:N	2.12	0.78
4:C:378:PHE:HA	4:C:392:ARG:HA	1.64	0.78
5:A:1173:PHE:HA	5:A:1183:MET:HA	1.65	0.78
1:K:650:LYS:HE2	1:F:300:ILE:CG1	2.12	0.78
1:F:49:ILE:HB	1:F:66:MET:HG3	1.66	0.78
3:E:239:PHE:HB3	3:E:251:TRP:CB	2.13	0.78
5:A:106:TYR:HB2	5:A:109:GLU:HB2	1.64	0.78
4:B:328:THR:HG22	4:B:1148:LEU:HB2	1.64	0.78
4:B:426:CYS:HB3	4:B:1235:LEU:HB3	1.63	0.78
5:A:353:ILE:HB	5:A:371:ARG:HB2	1.66	0.78
2:G:239:ARG:HA	2:G:243:VAL:HG23	1.66	0.78
1:K:383:GLY:HA2	1:K:443:ILE:HB	1.64	0.78
4:C:1162:LEU:CD1	4:C:1162:LEU:H	1.97	0.78
5:A:950:ARG:HA	5:A:957:ASP:HA	1.65	0.78
1:K:55:THR:HG21	1:K:147:TYR:CG	2.17	0.78
1:K:57:VAL:CG1	1:K:62:ALA:HB3	2.14	0.78
3:E:233:THR:HG21	3:E:256:SER:HB3	1.64	0.78
4:B:556:ILE:HD11	4:B:884:VAL:HG13	1.64	0.78
5:A:423:ARG:HA	5:A:697:VAL:HA	1.65	0.78
2:G:303:ASN:HD21	2:G:320:MET:HB3	1.48	0.78
4:C:237:ALA:HA	4:C:247:LEU:HD22	1.65	0.78
4:C:352:LEU:O	4:C:954:SER:HA	1.83	0.78
5:A:423:ARG:HB2	5:A:697:VAL:HG22	1.65	0.78
2:I:339:ALA:HA	2:I:342:MET:HG2	1.65	0.78
1:F:211:PRO:HB2	1:F:214:SER:HB2	1.66	0.78
4:B:1084:SER:HB2	4:B:1101:MET:HE1	1.64	0.78
5:A:564:ARG:HG2	5:A:565:PRO:HD2	0.89	0.78
5:A:1138:ILE:HD12	5:A:1138:ILE:N	1.99	0.78
1:K:559:ASP:HA	1:K:597:SER:HB3	1.65	0.78
1:F:224:PRO:HB2	1:F:227:SER:HB2	1.66	0.78
5:A:585:HIS:HA	5:A:588:LEU:HG	1.66	0.78

Continued on next page...

Continued from previous page...

Atom-1	Atom-2	Interatomic distance (Å)	Clash overlap (Å)
5:A:837:LEU:HD23	5:A:837:LEU:O	1.84	0.78
1:K:212:MET:HA	1:K:212:MET:HE3	1.62	0.77
3:E:86:TRP:CH2	4:B:859:GLN:CD	2.57	0.77
4:B:806:MET:HB3	4:B:891:TYR:CZ	2.18	0.77
4:B:1082:ARG:H	4:B:1095:ARG:HB3	1.49	0.77
1:K:362:ARG:CG	1:K:486:PRO:HA	2.15	0.77
1:K:517:GLU:HB3	2:G:313:TYR:CZ	2.12	0.77
1:K:583:VAL:HG21	2:G:67:HIS:O	1.84	0.77
3:E:229:HIS:CE1	3:E:232:ASN:HB2	2.18	0.77
5:A:225:ASP:HB2	5:A:280:ASP:CB	2.10	0.77
5:A:849:VAL:HG12	5:A:872:TYR:HA	1.66	0.77
1:K:391:SER:CA	2:H:276:LEU:C	2.51	0.77
1:K:506:LYS:HB3	2:G:311:ILE:C	2.05	0.77
2:H:25:ILE:HG12	2:H:43:MET:HG2	1.66	0.77
2:H:261:THR:O	2:H:269:PRO:HB3	1.85	0.77
2:G:10:GLN:HA	2:G:46:GLY:HA3	1.66	0.77
4:C:860:PRO:C	4:B:439:MET:O	2.09	0.77
4:C:1085:PHE:CG	4:B:285:PHE:HD1	2.03	0.77
5:A:741:ILE:HB	5:A:752:LEU:HD11	1.66	0.77
1:K:450:TYR:HE1	2:H:62:GLN:HB3	1.46	0.77
1:K:650:LYS:HE3	1:F:300:ILE:HG12	1.32	0.77
2:I:71:HIS:HD1	1:F:582:GLY:HA2	1.45	0.77
2:H:244:THR:CG2	2:H:247:ARG:HG2	2.14	0.77
1:F:408:ILE:HD12	1:F:418:GLN:HG2	1.67	0.77
4:C:814:LEU:HD22	4:C:814:LEU:H	1.47	0.77
4:C:1162:LEU:HD12	4:C:1162:LEU:N	1.99	0.77
1:K:327:LYS:HD3	1:F:445:THR:H	1.50	0.77
3:E:200:ASN:CG	4:B:508:ARG:HD3	2.03	0.77
3:E:233:THR:CG2	3:E:256:SER:HB3	2.15	0.77
4:C:1075:HIS:H	4:C:1108:TRP:HA	1.50	0.77
5:A:648:ASN:C	5:A:648:ASN:HD22	1.86	0.77
4:C:600:TYR:CD2	4:C:830:PRO:HA	2.19	0.77
4:B:685:PRO:HG2	4:B:688:PHE:CB	2.14	0.77
5:A:147:LEU:HD21	5:A:162:ASP:HA	1.67	0.77
5:A:426:TYR:CD1	5:A:694:PHE:HA	2.19	0.77
5:A:979:ILE:HG12	5:A:1021:ILE:HG12	1.66	0.77
5:A:1175:SER:HA	5:A:1181:LEU:HA	1.67	0.77
5:A:940:LEU:CA	5:A:952:PRO:HD2	2.12	0.77
1:K:375:PRO:CB	1:K:454:PRO:HD3	2.15	0.77
1:K:551:LYS:O	1:K:551:LYS:NZ	2.17	0.77
4:C:691:ILE:H	4:C:691:ILE:HD12	1.50	0.77

Continued on next page...

Continued from previous page...

Atom-1	Atom-2	Interatomic distance (Å)	Clash overlap (Å)
4:C:1084:SER:HB3	4:C:1093:MET:H	1.50	0.77
5:A:872:TYR:CE2	5:A:895:ALA:HB2	2.19	0.77
1:K:124:PHE:HB3	1:K:185:LEU:HD22	1.67	0.77
3:E:86:TRP:CZ3	4:B:859:GLN:OE1	2.36	0.77
4:C:636:LEU:HD22	4:C:648:ALA:HB2	1.67	0.77
4:C:841:ASP:CB	4:C:1005:ASN:HB3	2.14	0.77
4:B:778:ASN:HB3	4:B:781:TYR:HB3	1.65	0.77
5:A:13:LEU:CD2	5:A:312:TYR:HA	2.12	0.77
3:E:186:THR:HA	3:E:252:ILE:HG12	1.65	0.76
5:A:705:GLY:H	5:A:758:ARG:HG2	1.50	0.76
4:C:573:PRO:HB3	4:C:623:LEU:HD21	1.67	0.76
4:C:1157:ALA:HB3	4:C:1195:ALA:HB1	1.66	0.76
4:B:580:LYS:HA	4:B:580:LYS:CE	2.12	0.76
4:B:1000:GLN:HA	4:B:1009:PHE:O	1.84	0.76
5:A:406:ALA:HB3	5:A:409:GLU:HG3	1.67	0.76
1:K:248:GLN:HB2	1:K:257:VAL:HG12	1.66	0.76
3:E:175:VAL:HG11	3:E:208:THR:HB	1.68	0.76
4:C:394:LEU:CD2	4:C:395:PRO:HD3	2.01	0.76
4:C:984:LEU:HB3	4:C:987:LEU:HD12	1.65	0.76
5:A:638:TYR:HD2	5:A:664:LEU:HD13	1.49	0.76
5:A:712:GLU:HG3	5:A:751:VAL:HG13	1.66	0.76
5:A:750:ARG:HH11	5:A:750:ARG:CG	1.97	0.76
5:A:992:ARG:HH21	5:A:996:LEU:HD21	1.48	0.76
1:K:55:THR:CG2	1:K:147:TYR:CB	2.56	0.76
2:H:100:LEU:HD22	2:H:159:LEU:HD12	1.65	0.76
4:C:814:LEU:HD22	4:C:814:LEU:N	2.00	0.76
4:C:1002:GLN:CB	4:C:1008:THR:HG22	2.15	0.76
4:C:1169:GLU:HB3	4:C:1176:PRO:HB3	1.67	0.76
4:B:1002:GLN:HB2	4:B:1008:THR:HG22	1.67	0.76
4:B:1112:LEU:HG	4:B:1116:GLN:HE21	1.48	0.76
5:A:115:VAL:CG1	5:A:136:LEU:HA	2.13	0.76
1:K:341:MET:HA	1:K:341:MET:CE	2.16	0.76
1:K:506:LYS:CD	2:G:310:LYS:C	2.26	0.76
1:K:508:ALA:CA	2:G:312:ARG:HA	2.13	0.76
4:C:862:LEU:N	4:B:443:ALA:H	1.79	0.76
5:A:401:THR:HG21	5:A:724:ARG:HH21	1.49	0.76
1:K:211:PRO:HB2	1:K:214:SER:HB2	1.66	0.76
3:E:167:ASP:HB3	3:E:170:MET:HG3	1.68	0.76
1:K:197:THR:CB	1:F:563:PRO:O	2.34	0.76
2:I:187:ASP:HB3	2:I:190:HIS:CE1	2.21	0.76
1:F:427:TYR:CB	1:F:473:ILE:HD11	2.14	0.76

Continued on next page...

Continued from previous page...

Atom-1	Atom-2	Interatomic distance (Å)	Clash overlap (Å)
3:E:183:PHE:HA	3:E:253:LEU:HD23	1.66	0.76
4:C:237:ALA:CB	4:C:247:LEU:HB3	2.15	0.76
4:C:417:SER:HG	4:C:420:CYS:HG	1.29	0.76
4:C:502:ASN:CB	4:C:1262:TYR:HA	2.16	0.76
5:A:875:ASP:HB3	5:A:916:LYS:HE2	1.66	0.76
4:C:495:SER:N	4:C:496:PRO:HD3	2.01	0.76
4:C:732:LEU:HD13	4:C:1011:VAL:HG11	1.68	0.76
4:B:1074:VAL:CG1	4:B:1109:ILE:HG12	2.15	0.76
5:A:290:GLN:H	5:A:290:GLN:CD	1.89	0.76
5:A:1257:LEU:HD22	5:A:1263:VAL:HG23	1.68	0.76
1:K:374:ALA:CB	1:K:375:PRO:HD2	2.14	0.75
1:K:428:VAL:HB	1:K:430:LEU:HD21	1.68	0.75
1:K:506:LYS:HB2	2:G:312:ARG:CA	2.15	0.75
3:E:178:LEU:HD22	4:B:481:TRP:CH2	2.21	0.75
4:B:905:ILE:HG23	4:B:909:TYR:CD1	2.21	0.75
5:A:63:LEU:HA	5:A:120:VAL:HG11	1.68	0.75
5:A:1232:ALA:HB3	5:A:1274:ILE:HG23	1.68	0.75
1:K:613:GLN:NE2	2:G:7:ASN:HD21	1.79	0.75
2:I:72:ARG:O	2:I:72:ARG:HD3	1.85	0.75
2:I:80:GLN:HA	2:I:83:VAL:HG12	1.69	0.75
1:F:248:GLN:NE2	1:F:248:GLN:HA	2.00	0.75
4:C:394:LEU:HD22	4:C:395:PRO:HD2	0.76	0.75
4:B:999:ILE:CG2	4:B:1011:VAL:HB	2.15	0.75
5:A:721:GLN:CA	5:A:721:GLN:HE21	1.99	0.75
1:K:101:VAL:CG1	1:F:265:VAL:HG21	2.15	0.75
5:A:1130:TRP:HA	5:A:1143:VAL:HG22	1.67	0.75
1:K:118:LEU:HD21	1:K:178:ILE:HG23	1.69	0.75
1:K:198:LEU:HD23	1:K:219:LEU:HD23	1.67	0.75
1:K:450:TYR:CE1	2:H:62:GLN:HG2	2.21	0.75
5:A:826:LEU:HB3	5:A:886:VAL:HA	1.69	0.75
5:A:851:ILE:HD12	5:A:851:ILE:N	2.01	0.75
5:A:1170:LYS:O	5:A:1185:VAL:HA	1.86	0.75
1:F:124:PHE:HB2	1:F:188:TRP:CG	2.22	0.75
1:K:506:LYS:CG	2:G:313:TYR:HB2	2.15	0.75
2:I:263:PRO:HB3	2:I:269:PRO:HD3	1.67	0.75
4:C:261:GLY:HA3	4:C:313:ASN:N	2.02	0.75
5:A:826:LEU:HA	5:A:847:THR:HB	1.68	0.75
2:H:1:MET:HB3	2:H:71:HIS:CA	2.12	0.75
1:F:550:ILE:HG12	1:F:631:VAL:HG21	1.67	0.75
3:E:35:SER:OG	4:B:1014:GLU:OE1	2.05	0.75
4:C:285:PHE:HB3	4:C:290:TYR:HE1	1.51	0.75

Continued on next page...

Continued from previous page...

Atom-1	Atom-2	Interatomic distance (Å)	Clash overlap (Å)
5:A:478:ILE:HG21	5:A:645:VAL:HG11	1.67	0.75
5:A:712:GLU:HB3	5:A:751:VAL:HG22	1.69	0.75
1:K:212:MET:HA	1:K:212:MET:HE2	1.69	0.74
1:F:358:HIS:HB2	1:F:477:ALA:CA	2.17	0.74
3:E:175:VAL:HG13	3:E:178:LEU:HD12	1.69	0.74
5:A:497:ILE:CA	5:A:504:GLU:HA	2.11	0.74
1:K:527:LEU:HD22	1:K:611:ILE:HD11	1.69	0.74
1:F:579:THR:HA	1:F:584:ARG:NH2	2.00	0.74
4:C:1108:TRP:HB2	4:C:1137:ILE:HG12	1.69	0.74
1:K:410:PHE:HA	1:K:413:TRP:CD2	2.22	0.74
2:G:353:ASP:OD1	2:G:353:ASP:N	2.20	0.74
1:F:337:ILE:HG22	1:F:363:GLY:HA2	1.70	0.74
4:C:636:LEU:HD13	4:C:648:ALA:HB1	1.69	0.74
4:C:713:TRP:CD2	4:C:714:PRO:CD	2.63	0.74
4:C:759:ASN:HD21	4:C:808:PRO:HB2	1.52	0.74
1:K:344:LEU:HA	1:K:361:LEU:O	1.87	0.74
1:K:506:LYS:HG3	2:G:313:TYR:CD1	2.16	0.74
4:B:1034:GLU:HB3	4:B:1037:LEU:HB2	1.68	0.74
5:A:1138:ILE:H	5:A:1138:ILE:CD1	1.97	0.74
5:A:1193:TYR:HB2	5:A:1233:PRO:HB3	1.70	0.74
1:K:504:THR:CG2	2:G:317:PRO:HG3	1.91	0.74
3:E:178:LEU:CG	4:B:481:TRP:CH2	2.70	0.74
4:C:601:ASN:H	4:C:832:GLN:HG2	1.52	0.74
4:B:824:PRO:HB2	4:B:825:MET:HE3	1.69	0.74
5:A:743:ILE:H	5:A:743:ILE:HD12	1.52	0.74
1:K:49:ILE:CD1	1:K:53:ASP:CA	2.66	0.74
1:K:352:ASN:CG	2:H:64:LYS:HD2	2.08	0.74
2:I:71:HIS:ND1	1:F:581:TYR:C	2.23	0.74
2:I:72:ARG:CA	1:F:581:TYR:HB2	2.15	0.74
4:B:716:PRO:HA	4:B:743:ILE:HA	1.68	0.74
1:K:105:GLU:H	1:K:105:GLU:CD	1.91	0.74
1:K:47:PRO:HD2	1:K:65:ARG:NH1	2.03	0.74
1:K:613:GLN:HE22	2:G:7:ASN:ND2	1.81	0.74
3:E:163:TYR:CE1	3:E:269:SER:HB2	2.22	0.74
4:C:1044:ASP:HA	4:C:1141:MET:HG3	1.69	0.74
4:B:338:LEU:HG	4:B:339:LEU:HG	1.70	0.74
5:A:436:SER:CB	5:A:643:PRO:HA	2.16	0.74
5:A:878:ILE:HB	5:A:916:LYS:HB3	1.69	0.74
1:F:57:VAL:HG11	1:F:63:LEU:HG	1.69	0.74
3:E:165:ARG:HA	3:E:268:ARG:O	1.88	0.74
3:E:258:ASN:HB2	4:C:854:ARG:HH11	1.43	0.74

Continued on next page...

Continued from previous page...

Atom-1	Atom-2	Interatomic distance (Å)	Clash overlap (Å)
4:C:546:ILE:HG21	4:C:822:ILE:HD11	1.70	0.74
5:A:512:VAL:HG11	5:A:533:TRP:HH2	1.51	0.74
1:K:145:ASP:CA	1:K:161:LYS:HA	2.13	0.74
1:K:325:THR:HA	1:F:442:ILE:CD1	2.16	0.74
2:I:100:LEU:HD22	2:I:159:LEU:CD1	2.18	0.74
4:C:699:ALA:HB1	4:C:702:LEU:HB2	1.69	0.74
4:B:347:ARG:HB3	4:B:1176:PRO:HB3	1.70	0.74
4:B:1082:ARG:O	4:B:1095:ARG:N	2.20	0.74
2:G:52:MET:HA	2:G:52:MET:CE	2.17	0.73
1:F:153:ARG:NH1	1:F:153:ARG:HA	2.03	0.73
3:E:52:LEU:HG	3:E:281:MET:HE2	1.69	0.73
5:A:410:GLY:HA2	5:A:725:ILE:CG2	2.18	0.73
5:A:1249:ILE:HG22	5:A:1252:SER:HB3	1.70	0.73
1:K:101:VAL:HG21	1:F:265:VAL:HG22	1.69	0.73
1:K:507:GLY:N	2:G:313:TYR:O	2.05	0.73
5:A:873:LEU:HB3	5:A:899:LYS:HE2	1.69	0.73
1:K:298:PRO:HG2	1:K:632:LYS:HD2	1.70	0.73
3:E:399:ASN:HA	3:E:402:TRP:CD1	2.23	0.73
5:A:24:GLN:H	5:A:24:GLN:CD	1.90	0.73
2:H:271:VAL:O	2:H:282:MET:HA	1.87	0.73
4:C:699:ALA:HB1	4:C:702:LEU:HD12	1.71	0.73
4:B:339:LEU:HB2	4:B:353:MET:CG	2.18	0.73
5:A:497:ILE:HA	5:A:504:GLU:CA	2.11	0.73
1:K:50:ALA:N	1:K:56:SER:H	1.86	0.73
1:K:352:ASN:HD22	2:H:64:LYS:HB2	1.49	0.73
4:C:833:VAL:HG12	4:C:834:PRO:CD	2.18	0.73
4:B:1188:HIS:HA	4:B:1220:ILE:HG22	1.70	0.73
5:A:750:ARG:HB3	5:A:750:ARG:NH1	2.04	0.73
1:K:408:ILE:HG12	1:K:418:GLN:HG2	1.69	0.73
4:C:1078:GLY:H	4:C:1097:GLU:HA	1.53	0.73
5:A:218:ALA:HB3	5:A:235:LEU:HD22	1.70	0.73
5:A:1201:VAL:HA	5:A:1206:VAL:HG22	1.70	0.73
2:G:53:HIS:HB2	2:G:73:CYS:SG	2.28	0.73
3:E:38:GLN:HB2	3:E:41:GLN:HB2	1.71	0.73
4:C:853:SER:HA	4:C:996:GLN:HB3	1.70	0.73
4:C:861:ALA:HB1	4:B:443:ALA:H	1.53	0.73
5:A:636:THR:HB	5:A:657:GLY:HA3	1.70	0.73
5:A:743:ILE:HA	5:A:752:LEU:HA	1.70	0.73
3:E:184:GLY:HA3	4:B:500:SER:OG	1.87	0.73
4:C:1229:VAL:HA	4:C:1236:THR:HG21	1.71	0.73
4:B:266:PHE:HD2	4:B:306:VAL:HG22	1.51	0.73

Continued on next page...

Continued from previous page...

Atom-1	Atom-2	Interatomic distance (Å)	Clash overlap (Å)
4:B:399:ALA:HA	4:B:402:TRP:HD1	1.52	0.73
5:A:290:GLN:H	5:A:290:GLN:NE2	1.86	0.73
4:B:713:TRP:HD1	4:B:837:ARG:HG3	1.53	0.73
5:A:13:LEU:HD22	5:A:312:TYR:CA	2.13	0.73
2:G:68:LEU:HD12	2:G:69:PRO:CD	2.19	0.73
2:G:234:LYS:HB3	2:G:238:TYR:CE2	2.24	0.73
3:E:183:PHE:HB3	4:B:499:PRO:C	2.08	0.73
4:C:860:PRO:N	4:B:439:MET:C	2.36	0.73
1:K:583:VAL:N	2:G:68:LEU:O	2.09	0.72
4:C:851:ARG:HD2	4:C:991:ASP:HB3	1.69	0.72
5:A:1045:PRO:HA	5:A:1086:GLU:CA	2.19	0.72
1:K:517:GLU:CD	2:G:313:TYR:HE2	1.91	0.72
1:K:650:LYS:HZ1	1:F:300:ILE:HG12	1.54	0.72
2:I:141:MET:HA	2:I:147:SER:HB2	1.70	0.72
1:F:323:VAL:HA	1:F:326:LEU:CD1	2.19	0.72
1:F:375:PRO:HG3	1:F:454:PRO:HD2	1.69	0.72
3:E:175:VAL:HA	3:E:178:LEU:HD12	1.70	0.72
4:C:603:VAL:HG13	4:C:831:PHE:CD2	2.24	0.72
4:C:833:VAL:HG13	4:C:834:PRO:HD2	1.71	0.72
4:B:265:SER:HB3	4:B:308:THR:HG22	1.71	0.72
5:A:426:TYR:CG	5:A:694:PHE:HA	2.23	0.72
5:A:948:ARG:HA	5:A:959:PRO:CA	2.19	0.72
1:F:125:LEU:HG	1:F:185:LEU:HD21	1.72	0.72
1:F:217:LYS:HD3	1:F:675:PRO:HG3	1.72	0.72
3:E:51:GLY:O	3:E:52:LEU:HB2	1.88	0.72
4:C:434:PHE:HB2	4:C:1256:VAL:HG11	1.69	0.72
4:B:336:LYS:NZ	4:B:345:SER:O	2.22	0.72
5:A:721:GLN:HE21	5:A:721:GLN:HA	1.54	0.72
5:A:721:GLN:HA	5:A:721:GLN:NE2	2.03	0.72
5:A:745:GLU:HA	5:A:750:ARG:HA	1.70	0.72
2:G:55:LEU:HG	2:G:55:LEU:O	1.88	0.72
3:E:163:TYR:HB2	3:E:271:PHE:CD2	2.24	0.72
4:B:437:ALA:O	4:B:445:SER:HA	1.90	0.72
2:I:3:VAL:CG2	2:I:56:GLY:HA3	2.19	0.72
4:C:500:SER:HB3	4:C:503:ARG:HB2	1.70	0.72
4:C:836:VAL:HB	4:C:839:ASP:HB3	1.72	0.72
4:B:409:THR:HA	4:B:423:VAL:HG13	1.71	0.72
4:B:1203:GLU:HG3	4:B:1205:ASN:HD21	1.55	0.72
5:A:405:ALA:O	5:A:772:LEU:HB3	1.90	0.72
1:K:579:THR:HG22	2:G:70:HIS:CE1	2.24	0.72
2:G:121:VAL:HG21	2:G:128:LEU:HD13	1.70	0.72

Continued on next page...

Continued from previous page...

Atom-1	Atom-2	Interatomic distance (Å)	Clash overlap (Å)
1:F:370:LEU:O	1:F:373:ILE:HG12	1.89	0.72
3:E:258:ASN:CA	4:C:854:ARG:NH2	2.52	0.72
4:C:258:TRP:HB3	4:C:374:ARG:HB2	1.70	0.72
4:C:543:LEU:CA	4:C:546:ILE:HG22	2.19	0.72
4:C:985:GLU:N	4:C:986:PRO:HD2	2.04	0.72
4:C:1154:ARG:HA	4:C:1192:SER:HA	1.72	0.72
5:A:222:VAL:HA	5:A:283:TYR:HD2	1.52	0.72
5:A:353:ILE:HB	5:A:371:ARG:CB	2.19	0.72
1:F:304:LEU:HD11	1:F:625:ILE:HD11	1.72	0.72
3:E:90:ARG:HD3	3:E:112:LEU:HA	1.72	0.72
4:C:491:VAL:HA	4:C:1274:VAL:HG23	1.70	0.72
4:B:992:PRO:HA	4:B:995:THR:CG2	2.20	0.72
1:K:102:VAL:HA	1:K:164:PRO:O	1.90	0.72
1:K:338:PRO:HB3	2:G:333:ILE:HD11	1.71	0.72
3:E:274:PRO:HA	3:E:330:PHE:H	1.54	0.72
4:C:508:ARG:HA	4:C:508:ARG:HE	1.55	0.72
4:B:580:LYS:HE3	4:B:580:LYS:CA	2.19	0.72
4:B:638:LEU:HD12	4:B:886:LEU:HD11	1.72	0.72
5:A:54:ILE:HD12	5:A:54:ILE:H	1.55	0.72
5:A:401:THR:HG21	5:A:724:ARG:NH2	2.03	0.72
5:A:574:VAL:HB	5:A:612:PHE:CB	2.20	0.72
1:K:357:TRP:HA	1:K:475:SER:HA	1.72	0.72
2:I:3:VAL:CG1	2:I:58:VAL:HG12	2.19	0.72
2:G:339:ALA:HA	2:G:342:MET:HB2	1.72	0.72
4:C:633:ALA:HA	4:C:636:LEU:HD12	1.70	0.72
4:B:263:CYS:O	4:B:263:CYS:SG	2.47	0.72
5:A:426:TYR:HB2	5:A:695:GLY:N	2.04	0.72
1:K:408:ILE:HD12	1:K:408:ILE:N	2.03	0.72
4:C:623:LEU:HA	4:C:626:LEU:HD12	1.72	0.72
5:A:626:TYR:CE2	5:A:631:ILE:HD11	2.24	0.72
5:A:873:LEU:HD11	5:A:895:ALA:HB1	1.71	0.72
5:A:1122:PRO:HG2	5:A:1150:TYR:CG	2.24	0.72
3:E:231:GLN:HA	3:E:259:HIS:CB	2.20	0.71
4:C:453:THR:HA	4:C:1254:TYR:HA	1.72	0.71
4:C:851:ARG:HB3	4:C:994:MET:HB2	1.72	0.71
4:B:892:PRO:HG2	4:B:895:LEU:HD13	1.72	0.71
5:A:7:VAL:HG21	5:A:334:ILE:HG12	1.72	0.71
5:A:743:ILE:HD12	5:A:743:ILE:N	2.04	0.71
5:A:1045:PRO:HB3	5:A:1086:GLU:HG2	1.72	0.71
1:K:324:ARG:NH2	1:F:436:SER:HB3	2.05	0.71
2:I:271:VAL:O	2:I:282:MET:HA	1.89	0.71

Continued on next page...

Continued from previous page...

Atom-1	Atom-2	Interatomic distance (Å)	Clash overlap (Å)
1:F:375:PRO:HA	1:F:454:PRO:HD3	1.72	0.71
4:C:1082:ARG:HB3	4:B:415:ASN:N	2.04	0.71
2:G:51:CYS:HB2	2:G:58:VAL:CG1	2.20	0.71
1:F:505:VAL:HB	1:F:510:VAL:CG1	2.19	0.71
4:C:1131:LYS:HD2	4:C:1131:LYS:O	1.90	0.71
5:A:842:ALA:O	5:A:863:VAL:HG21	1.90	0.71
1:K:230:ARG:HB2	1:K:231:ARG:HH21	1.53	0.71
2:I:55:LEU:HD21	2:I:298:LEU:HD11	1.71	0.71
2:G:100:LEU:HD22	2:G:159:LEU:HG	1.72	0.71
4:C:336:LYS:HB2	4:C:340:ASN:HB2	1.73	0.71
4:C:336:LYS:HB2	4:C:340:ASN:HB3	1.71	0.71
4:B:340:ASN:HD22	4:B:340:ASN:N	1.88	0.71
5:A:573:PHE:CZ	5:A:575:TYR:HB2	2.25	0.71
2:G:268:MET:SD	2:G:269:PRO:HD2	2.30	0.71
3:E:179:LEU:N	4:B:497:TYR:OH	2.23	0.71
4:C:717:SER:HB3	4:C:744:ASP:HA	1.73	0.71
4:C:1054:HIS:HB2	4:C:1056:TRP:CD1	2.26	0.71
4:C:1151:TYR:N	4:C:1182:VAL:O	2.22	0.71
4:B:434:PHE:N	4:B:450:VAL:HA	2.03	0.71
4:B:716:PRO:HA	4:B:743:ILE:CA	2.21	0.71
4:B:778:ASN:HD22	4:B:781:TYR:HB2	1.55	0.71
1:K:506:LYS:HE2	2:G:309:GLU:CB	2.20	0.71
1:K:518:LEU:HD21	1:K:535:ALA:HB3	1.70	0.71
4:C:991:ASP:HA	4:C:993:ARG:HH21	1.53	0.71
4:B:837:ARG:HB2	5:A:238:LEU:CD1	2.21	0.71
4:B:837:ARG:HB2	5:A:238:LEU:HD13	1.71	0.71
5:A:549:GLN:HB3	5:A:557:GLY:HA2	1.73	0.71
1:K:55:THR:HA	1:K:63:LEU:CD2	2.21	0.71
1:K:125:LEU:HG	1:K:185:LEU:HD11	1.72	0.71
1:K:312:PHE:HE2	1:K:535:ALA:HB1	1.56	0.71
4:C:360:HIS:HD2	4:C:969:VAL:HG22	1.56	0.71
4:C:518:GLN:HG3	4:C:521:ARG:HE	1.55	0.71
4:C:814:LEU:H	4:C:814:LEU:CD2	2.03	0.71
4:C:1082:ARG:C	4:B:414:PRO:O	2.28	0.71
4:B:1074:VAL:HA	4:B:1107:ASN:O	1.90	0.71
5:A:19:GLU:HG3	5:A:276:VAL:HG23	1.72	0.71
1:F:358:HIS:HB2	1:F:477:ALA:N	2.06	0.71
4:C:620:VAL:HG21	4:C:659:PHE:CE1	2.24	0.71
4:C:1085:PHE:CD2	4:B:285:PHE:CA	2.74	0.71
4:B:1108:TRP:HB2	4:B:1137:ILE:HG12	1.72	0.71
5:A:851:ILE:H	5:A:851:ILE:CD1	1.98	0.71

Continued on next page...

Continued from previous page...

Atom-1	Atom-2	Interatomic distance (Å)	Clash overlap (Å)
5:A:1073:ILE:HB	5:A:1076:VAL:CG2	2.20	0.71
1:K:225:ASP:HA	1:K:230:ARG:NE	2.02	0.71
1:K:506:LYS:CG	2:G:310:LYS:CA	2.41	0.71
2:H:121:VAL:HG11	2:H:128:LEU:HB2	1.71	0.71
1:F:515:PRO:HA	1:F:518:LEU:HD12	1.72	0.71
3:E:25:LEU:HD23	3:E:57:LEU:HD13	1.71	0.71
4:C:1085:PHE:HA	4:C:1092:PRO:HB3	1.72	0.71
4:B:278:GLN:HE21	4:B:281:LEU:HB2	1.53	0.71
4:B:482:ALA:CB	4:B:726:VAL:HG21	2.21	0.71
4:B:1041:ALA:HB2	4:B:1146:TYR:CD2	2.26	0.71
2:I:121:VAL:O	2:I:125:GLY:N	2.21	0.71
2:I:326:ARG:NH1	2:I:326:ARG:HB2	2.05	0.71
3:E:222:LEU:HB3	3:E:228:ILE:HG12	1.72	0.71
4:C:515:GLN:CG	4:C:730:ALA:HB1	2.20	0.71
5:A:483:LEU:HA	5:A:529:VAL:CG2	2.19	0.71
1:K:304:LEU:HD12	1:K:304:LEU:N	2.06	0.70
1:F:103:VAL:HG11	1:F:141:LEU:CD2	2.21	0.70
3:E:178:LEU:HD11	4:B:481:TRP:CZ2	2.23	0.70
5:A:706:ILE:HG12	5:A:757:ARG:HG2	1.73	0.70
1:F:544:SER:HA	1:F:607:PRO:HG2	1.73	0.70
4:C:262:LEU:HB2	4:C:311:ALA:HB3	1.71	0.70
4:C:851:ARG:HB3	4:C:994:MET:CB	2.21	0.70
5:A:1043:VAL:HG13	5:A:1086:GLU:HB3	1.71	0.70
1:K:337:ILE:HA	1:K:411:GLU:HG3	1.72	0.70
1:K:435:SER:CB	1:K:442:ILE:HB	2.20	0.70
3:E:153:LEU:HD12	3:E:153:LEU:O	1.91	0.70
3:E:170:MET:CG	3:E:211:ARG:HB3	2.20	0.70
3:E:200:ASN:OD1	4:B:508:ARG:NE	2.24	0.70
4:C:474:ILE:HG21	4:C:507:TYR:HB2	1.72	0.70
4:B:247:LEU:HD22	4:B:521:ARG:HD3	1.72	0.70
5:A:303:VAL:O	5:A:307:LEU:HG	1.90	0.70
1:K:437:PHE:HB2	1:K:440:GLN:HB2	1.71	0.70
2:G:220:VAL:HG22	2:G:264:ILE:CG2	2.21	0.70
4:C:334:LEU:HA	4:C:337:GLN:HG3	1.74	0.70
4:C:543:LEU:HA	4:C:546:ILE:CG2	2.17	0.70
4:B:1041:ALA:HB2	4:B:1146:TYR:HD2	1.56	0.70
5:A:12:SER:HA	5:A:380:ARG:O	1.92	0.70
5:A:423:ARG:CA	5:A:697:VAL:HA	2.21	0.70
1:K:380:LEU:HB2	1:K:401:PHE:HZ	1.54	0.70
2:I:100:LEU:HD22	2:I:159:LEU:HD12	1.73	0.70
2:I:127:SER:HA	2:I:364:LEU:CA	2.21	0.70

Continued on next page...

Continued from previous page...

Atom-1	Atom-2	Interatomic distance (Å)	Clash overlap (Å)
4:C:237:ALA:N	4:C:248:LEU:H	1.89	0.70
4:B:1112:LEU:HB2	4:B:1139:ILE:HG23	1.72	0.70
1:K:353:THR:HG21	2:H:61:LEU:HD22	1.70	0.70
1:K:409:PRO:HG2	1:K:412:LEU:HD12	1.74	0.70
4:B:691:ILE:HD12	4:B:691:ILE:N	2.06	0.70
5:A:187:LEU:CD1	5:A:191:ASP:HB3	2.20	0.70
5:A:314:LEU:HG	5:A:318:ILE:HD11	1.72	0.70
1:K:450:TYR:CE1	2:H:62:GLN:HB3	2.27	0.70
3:E:156:THR:HG21	3:E:160:PRO:HA	1.72	0.70
4:C:684:TRP:CE3	4:C:840:ARG:HD3	2.27	0.70
4:C:813:GLN:O	4:C:816:PRO:HD2	1.91	0.70
4:C:1230:GLU:HB2	4:C:1250:VAL:CG1	2.21	0.70
4:B:483:LEU:HB2	4:B:493:VAL:HG21	1.72	0.70
1:K:506:LYS:CB	2:G:312:ARG:N	2.52	0.70
2:G:170:LEU:HA	2:G:173:MET:HE2	1.73	0.70
3:E:2:ALA:CA	3:E:299:SER:HA	2.19	0.70
3:E:243:ARG:HH12	4:B:435:ASP:CG	1.95	0.70
4:C:283:TYR:HD1	4:C:290:TYR:HB2	1.56	0.70
4:B:520:ILE:HG23	4:B:986:PRO:HG2	1.74	0.70
5:A:940:LEU:HA	5:A:951:PHE:HA	1.73	0.70
1:F:64:ARG:HH12	1:F:67:THR:HG23	1.56	0.70
1:F:399:VAL:HG12	1:F:472:PHE:HA	1.74	0.70
3:E:12:GLY:HA2	3:E:121:ALA:HB1	1.73	0.70
3:E:316:ILE:HB	3:E:320:THR:HG23	1.73	0.70
4:C:1056:TRP:HB2	4:C:1060:ALA:O	1.92	0.70
1:K:346:GLN:HA	1:K:360:ASN:HA	1.74	0.70
2:G:138:PRO:HG3	2:G:143:ARG:HH21	1.57	0.70
2:G:185:MET:O	2:G:260:ALA:HB3	1.92	0.70
1:F:471:THR:HA	1:F:488:VAL:HG22	1.73	0.70
3:E:222:LEU:HD22	3:E:227:VAL:HG11	1.72	0.70
4:B:303:ARG:CG	4:B:1209:LEU:HA	2.20	0.70
5:A:708:THR:HB	5:A:755:THR:HG23	1.73	0.70
1:K:350:THR:HG22	1:K:356:ASN:HB2	1.74	0.69
1:F:210:CYS:SG	1:F:211:PRO:HD3	2.31	0.69
4:C:530:THR:O	4:C:534:PRO:HD3	1.91	0.69
5:A:49:GLN:HE21	5:A:185:PRO:HD3	1.56	0.69
5:A:1124:VAL:HG12	5:A:1209:TYR:HD2	1.57	0.69
1:K:411:GLU:N	1:K:411:GLU:OE1	2.25	0.69
1:K:450:TYR:HD1	2:H:62:GLN:CG	1.93	0.69
1:K:540:ILE:HD13	1:K:608:SER:HB2	1.74	0.69
2:H:224:ASP:HB3	2:H:355:PRO:HG2	1.73	0.69

Continued on next page...

Continued from previous page...

Atom-1	Atom-2	Interatomic distance (Å)	Clash overlap (Å)
2:G:27:SER:O	2:G:31:GLY:N	2.25	0.69
1:F:516:ALA:HB1	1:F:621:LYS:HD3	1.74	0.69
3:E:180:MET:N	4:B:497:TYR:CZ	2.56	0.69
4:C:1093:MET:HB2	4:C:1101:MET:CB	2.21	0.69
4:C:1126:PHE:HA	4:C:1129:TRP:CD1	2.26	0.69
4:B:1150:TYR:HA	4:B:1182:VAL:O	1.93	0.69
5:A:163:VAL:CG1	5:A:199:PHE:HB3	2.22	0.69
5:A:535:GLN:HB3	5:A:537:LYS:HE2	1.74	0.69
5:A:1045:PRO:HA	5:A:1086:GLU:HG2	1.75	0.69
1:K:316:PRO:HD3	1:K:500:ALA:HB2	1.74	0.69
2:H:1:MET:CB	2:H:71:HIS:HA	2.12	0.69
4:C:600:TYR:CE2	4:C:830:PRO:HA	2.28	0.69
5:A:438:TYR:HB2	5:A:641:ILE:HG12	1.74	0.69
5:A:570:ASP:HA	5:A:605:ALA:O	1.90	0.69
1:K:506:LYS:HG2	2:G:310:LYS:CA	2.16	0.69
2:G:364:LEU:HD12	2:G:364:LEU:O	1.92	0.69
3:E:201:ARG:HB3	3:E:201:ARG:NH1	2.06	0.69
4:C:1152:ASP:OD1	4:C:1154:ARG:HG2	1.93	0.69
4:B:563:VAL:HG11	4:B:574:ALA:HB2	1.74	0.69
1:K:344:LEU:HD11	1:K:360:ASN:HD22	1.58	0.69
1:K:388:LYS:HA	1:K:394:PRO:HD3	1.72	0.69
2:H:288:GLY:HA2	2:H:291:LYS:HD2	1.72	0.69
1:F:404:PHE:CD2	1:F:419:ILE:HB	2.27	0.69
4:B:293:GLN:HE22	4:B:401:LYS:HA	1.56	0.69
4:B:707:GLU:HB3	4:B:711:ARG:HH12	1.57	0.69
5:A:426:TYR:CD1	5:A:794:LEU:HD23	2.28	0.69
5:A:742:ALA:CA	5:A:787:ILE:HB	2.19	0.69
1:K:367:VAL:HG12	1:K:469:LEU:HB2	1.75	0.69
2:H:20:GLU:HG2	2:H:22:ARG:NH1	2.07	0.69
2:G:230:HIS:O	2:G:232:PRO:HD3	1.92	0.69
2:G:257:TYR:HA	2:G:342:MET:O	1.92	0.69
3:E:55:SER:HB3	3:E:58:VAL:HB	1.74	0.69
3:E:136:ASP:HB3	3:E:139:PHE:HB3	1.75	0.69
4:B:303:ARG:HG2	4:B:1209:LEU:CA	2.21	0.69
5:A:172:TYR:CD1	5:A:190:LYS:HB2	2.27	0.69
5:A:1028:MET:N	5:A:1028:MET:SD	2.65	0.69
1:K:197:THR:OG1	1:F:563:PRO:HA	1.93	0.69
1:K:402:ILE:CG1	1:K:424:VAL:HG22	2.21	0.69
2:G:73:CYS:SG	2:G:75:GLN:HG3	2.33	0.69
2:G:220:VAL:HG22	2:G:264:ILE:HG23	1.73	0.69
4:C:500:SER:HB3	4:C:503:ARG:CB	2.23	0.69

Continued on next page...

Continued from previous page...

Atom-1	Atom-2	Interatomic distance (Å)	Clash overlap (Å)
1:K:50:ALA:N	1:K:53:ASP:O	2.26	0.69
1:K:514:VAL:HG12	1:K:517:GLU:H	1.58	0.69
1:K:650:LYS:HZ3	1:F:300:ILE:H	1.38	0.69
2:I:113:VAL:HG11	2:I:128:LEU:HD21	1.73	0.69
3:E:90:ARG:HD2	3:E:93:ARG:HA	1.75	0.69
3:E:95:VAL:HG21	3:E:108:PRO:HD3	1.74	0.69
4:C:265:SER:HB3	4:C:308:THR:HA	1.73	0.69
4:C:813:GLN:HB2	4:C:814:LEU:HD22	1.74	0.69
4:C:1154:ARG:HB3	4:C:1191:SER:O	1.93	0.69
5:A:319:PRO:HG2	5:A:322:LEU:HD23	1.74	0.69
1:K:505:VAL:CG1	2:G:313:TYR:CB	2.65	0.69
1:K:509:VAL:N	2:G:312:ARG:CD	2.55	0.69
3:E:28:HIS:HB2	3:E:57:LEU:HD12	1.74	0.69
4:C:306:VAL:HB	4:C:324:MET:CB	2.23	0.69
4:C:430:ARG:HD2	4:C:1234:ILE:HB	1.75	0.69
4:C:1082:ARG:HD3	4:B:420:CYS:CB	2.13	0.69
5:A:263:GLN:HB3	5:A:308:ALA:HB1	1.74	0.69
5:A:873:LEU:CD1	5:A:895:ALA:HB1	2.23	0.69
2:I:118:LEU:O	2:I:122:ARG:HG2	1.93	0.69
3:E:258:ASN:CG	4:C:1010:ASN:HD22	1.79	0.69
5:A:1190:ALA:HB1	5:A:1233:PRO:HA	1.73	0.69
1:K:392:TRP:O	1:K:392:TRP:HD1	1.76	0.68
2:I:326:ARG:HB2	2:I:326:ARG:HH11	1.58	0.68
4:C:221:THR:HA	4:C:1267:ILE:O	1.93	0.68
4:B:580:LYS:HG2	4:B:627:TRP:HB3	1.73	0.68
5:A:222:VAL:HA	5:A:283:TYR:CD2	2.28	0.68
5:A:323:THR:N	5:A:326:TRP:HB3	2.08	0.68
1:K:166:ILE:HG13	1:K:170:ARG:HD2	1.75	0.68
1:K:268:SER:HA	1:K:271:ALA:HB3	1.75	0.68
2:H:198:GLU:HG3	2:H:355:PRO:HB2	1.74	0.68
4:C:433:ARG:HA	4:C:450:VAL:HA	1.75	0.68
4:C:490:TYR:CE2	4:C:901:TYR:HB2	2.27	0.68
4:C:949:LEU:HA	4:C:951:TRP:CD1	2.28	0.68
4:B:242:LYS:H	4:B:242:LYS:HD2	1.58	0.68
4:C:480:GLU:HG2	4:C:495:SER:HB3	1.75	0.68
4:C:1151:TYR:CD2	4:C:1181:MET:HG2	2.27	0.68
4:C:1162:LEU:CD1	4:C:1162:LEU:N	2.56	0.68
4:B:1171:THR:CG2	4:B:1172:PRO:HD2	2.20	0.68
5:A:166:VAL:HA	5:A:197:LYS:HG2	1.75	0.68
5:A:171:LYS:HB3	5:A:190:LYS:CB	2.20	0.68
5:A:449:LEU:HB2	5:A:452:GLU:HG3	1.75	0.68

Continued on next page...

Continued from previous page...

Atom-1	Atom-2	Interatomic distance (Å)	Clash overlap (Å)
5:A:1080:PHE:CD1	5:A:1085:GLY:HA2	2.28	0.68
5:A:1156:PHE:CD2	5:A:1165:ILE:HG12	2.25	0.68
5:A:1174:PHE:O	5:A:1182:VAL:N	2.27	0.68
1:K:166:ILE:HD13	1:K:171:GLN:HB2	1.75	0.68
1:K:517:GLU:HB3	2:G:313:TYR:CG	2.27	0.68
3:E:165:ARG:HG3	3:E:269:SER:HB3	1.75	0.68
4:B:1023:CYS:O	4:B:1027:THR:HG23	1.93	0.68
5:A:402:ILE:HD12	5:A:403:ASP:N	2.08	0.68
1:K:386:SER:N	1:F:437:PHE:CD2	2.62	0.68
2:H:51:CYS:HB3	2:H:56:GLY:H	1.59	0.68
3:E:181:ASN:OD1	4:B:477:THR:OG1	2.12	0.68
4:C:846:MET:HA	4:C:871:VAL:HG12	1.75	0.68
4:B:847:VAL:O	4:B:870:THR:HA	1.94	0.68
5:A:842:ALA:HB1	5:A:863:VAL:CG1	2.22	0.68
1:K:131:LEU:HD23	1:K:131:LEU:O	1.92	0.68
1:K:304:LEU:HD12	1:K:304:LEU:H	1.58	0.68
1:K:392:TRP:C	1:K:392:TRP:CD1	2.67	0.68
2:I:187:ASP:HB3	2:I:190:HIS:HE1	1.58	0.68
1:F:457:LEU:HD13	1:F:466:TYR:CD2	2.29	0.68
4:C:219:HIS:HA	4:C:235:VAL:HG12	1.74	0.68
4:C:464:ARG:HH12	4:C:1022:ASP:HB2	1.58	0.68
5:A:323:THR:HG23	5:A:326:TRP:HB2	1.75	0.68
1:K:48:TRP:CE3	1:K:48:TRP:HA	2.28	0.68
1:K:376:MET:SD	1:K:497:PRO:HA	2.34	0.68
1:K:537:ARG:HG2	1:K:537:ARG:HH11	1.59	0.68
1:K:650:LYS:HE2	1:F:300:ILE:HD13	1.72	0.68
2:G:17:ASN:O	2:G:21:GLY:N	2.26	0.68
2:G:204:THR:HG23	2:G:267:LYS:HD3	1.74	0.68
2:G:221:MET:HA	2:G:358:ILE:HA	1.76	0.68
3:E:326:GLN:HG3	3:E:326:GLN:O	1.92	0.68
4:C:318:ARG:HG2	4:C:371:TYR:CE1	2.28	0.68
5:A:70:THR:HA	5:A:73:TYR:HD1	1.59	0.68
5:A:294:GLU:HA	5:A:299:TYR:CG	2.29	0.68
5:A:323:THR:H	5:A:326:TRP:HB3	1.58	0.68
1:K:584:ARG:CB	2:G:70:HIS:CD2	2.22	0.68
1:F:121:ASN:HB3	1:F:185:LEU:HD13	1.76	0.68
3:E:272:VAL:HG12	3:E:328:HIS:HB2	1.75	0.68
4:C:434:PHE:HB2	4:C:1256:VAL:CG1	2.24	0.68
4:C:607:VAL:O	4:C:876:ALA:HA	1.94	0.68
4:B:1074:VAL:HG22	4:B:1107:ASN:CB	2.24	0.68
5:A:911:ILE:HD13	5:A:914:LEU:HD12	1.74	0.68

Continued on next page...

Continued from previous page...

Atom-1	Atom-2	Interatomic distance (Å)	Clash overlap (Å)
1:K:611:ILE:C	1:K:611:ILE:HD12	2.14	0.68
2:G:292:LEU:CD2	2:G:328:MET:HA	2.22	0.68
3:E:273:MET:HG2	3:E:327:LEU:HB3	1.76	0.68
4:C:1002:GLN:HB2	4:C:1008:THR:HG22	1.75	0.68
4:C:1082:ARG:HB3	4:B:414:PRO:C	2.13	0.68
1:K:140:LEU:HD23	1:K:170:ARG:HD3	1.75	0.68
2:I:180:VAL:HG21	2:I:243:VAL:HG12	1.76	0.68
2:I:184:MET:HA	2:I:261:THR:HA	1.75	0.68
3:E:258:ASN:CA	4:C:854:ARG:CZ	2.72	0.68
4:C:352:LEU:CD2	4:C:955:LEU:HB3	2.22	0.68
4:B:257:THR:HG22	4:B:316:PHE:HB3	1.76	0.68
4:B:806:MET:HB3	4:B:891:TYR:CE2	2.28	0.68
4:B:850:THR:HG22	4:B:998:ALA:HB3	1.76	0.68
5:A:837:LEU:HD23	5:A:837:LEU:C	2.14	0.68
5:A:1157:VAL:HG22	5:A:1196:TYR:CE2	2.29	0.68
1:K:376:MET:HA	1:K:498:LEU:HG	1.76	0.67
1:K:386:SER:N	1:F:437:PHE:HD2	1.90	0.67
1:F:213:GLN:HB2	1:F:674:ALA:CB	2.23	0.67
1:F:305:VAL:HG12	5:A:882:ARG:HH21	1.53	0.67
3:E:183:PHE:HB3	4:B:500:SER:N	2.09	0.67
4:C:621:THR:HG22	4:C:782:GLN:HA	1.74	0.67
4:C:646:VAL:HG22	4:C:688:PHE:CZ	2.29	0.67
4:C:851:ARG:O	4:C:994:MET:HB2	1.93	0.67
4:C:1059:LEU:HD22	4:C:1205:ASN:HD22	1.59	0.67
4:C:1260:TYR:N	4:C:1260:TYR:CD1	2.62	0.67
4:B:353:MET:SD	4:B:955:LEU:HD23	2.33	0.67
4:B:746:GLN:HG3	5:A:155:GLN:HB3	0.69	0.67
4:B:778:ASN:ND2	4:B:780:ARG:HG3	2.09	0.67
5:A:1155:THR:CG2	5:A:1198:ILE:HG12	2.24	0.67
1:K:49:ILE:HA	1:K:56:SER:N	2.08	0.67
1:K:392:TRP:CE2	1:K:397:LYS:HG3	2.30	0.67
2:G:309:GLU:H	2:G:309:GLU:CD	1.98	0.67
3:E:184:GLY:N	4:B:500:SER:OG	2.02	0.67
4:C:520:ILE:HD12	4:C:987:LEU:HD21	1.74	0.67
5:A:948:ARG:CB	5:A:959:PRO:HA	2.24	0.67
1:K:367:VAL:CG2	1:K:467:TYR:HB3	2.23	0.67
3:E:334:ARG:HG2	3:E:404:ARG:HD3	1.77	0.67
4:C:332:ILE:HG13	4:C:336:LYS:HD2	1.75	0.67
4:C:859:GLN:HE21	4:B:440:MET:H	0.72	0.67
4:B:1112:LEU:HG	4:B:1116:GLN:NE2	2.09	0.67
1:K:49:ILE:O	1:K:64:ARG:N	2.27	0.67

Continued on next page...

Continued from previous page...

Atom-1	Atom-2	Interatomic distance (Å)	Clash overlap (Å)
1:K:101:VAL:CB	1:F:265:VAL:HG21	2.24	0.67
1:K:353:THR:HG21	2:H:61:LEU:CD2	2.25	0.67
1:K:508:ALA:H	2:G:312:ARG:C	1.91	0.67
2:H:263:PRO:HB3	2:H:267:LYS:C	2.15	0.67
2:G:290:ALA:O	2:G:294:THR:HG23	1.95	0.67
2:G:299:VAL:HG22	2:G:320:MET:HE2	1.77	0.67
3:E:360:LEU:HD23	3:E:360:LEU:O	1.95	0.67
5:A:745:GLU:HB2	5:A:750:ARG:HG2	1.75	0.67
5:A:828:LEU:HB3	5:A:872:TYR:CE1	2.29	0.67
5:A:923:LEU:HA	5:A:1019:MET:O	1.94	0.67
5:A:1198:ILE:HG13	5:A:1214:LEU:CD2	2.14	0.67
2:I:35:THR:O	2:I:153:LEU:HB2	1.95	0.67
2:G:14:LEU:HB2	2:G:45:CYS:HB3	1.75	0.67
2:G:330:GLN:HB3	2:G:334:VAL:HG13	1.76	0.67
3:E:184:GLY:CA	4:B:500:SER:HG	1.86	0.67
4:C:464:ARG:HD3	4:C:1023:CYS:SG	2.33	0.67
4:C:494:THR:N	4:C:1270:VAL:O	2.27	0.67
4:B:669:TYR:HA	4:B:673:ARG:HD2	1.77	0.67
5:A:585:HIS:O	5:A:588:LEU:HB2	1.95	0.67
5:A:609:GLY:N	5:A:659:HIS:HB2	2.08	0.67
5:A:712:GLU:OE1	5:A:712:GLU:N	2.28	0.67
1:K:145:ASP:HA	1:K:161:LYS:CA	2.17	0.67
1:K:324:ARG:NH2	1:F:436:SER:CB	2.58	0.67
4:C:1107:ASN:HA	4:C:1136:ARG:O	1.94	0.67
5:A:27:LEU:HD12	5:A:27:LEU:O	1.95	0.67
2:I:70:HIS:CD2	1:F:584:ARG:HH21	2.12	0.67
3:E:46:ILE:CG2	3:E:51:GLY:HA2	2.25	0.67
3:E:241:CYS:SG	3:E:249:GLU:HB2	2.35	0.67
4:C:237:ALA:H	4:C:248:LEU:H	1.41	0.67
4:B:468:ARG:HD2	4:B:468:ARG:O	1.95	0.67
4:B:747:PRO:CG	5:A:154:SER:N	2.57	0.67
5:A:510:GLN:HE21	5:A:573:PHE:HB2	1.58	0.67
5:A:871:ASP:HB3	5:A:874:SER:HB3	1.76	0.67
5:A:1249:ILE:CG2	5:A:1252:SER:HB3	2.24	0.67
4:C:271:ILE:HG22	4:C:272:VAL:HG23	1.77	0.67
4:B:521:ARG:O	4:B:524:ASN:ND2	2.28	0.67
5:A:353:ILE:HB	5:A:371:ARG:HA	1.77	0.67
5:A:372:LYS:CB	5:A:375:LEU:HB2	2.12	0.67
5:A:516:GLY:HA3	5:A:578:VAL:HA	1.77	0.67
5:A:633:PRO:HA	5:A:662:SER:O	1.95	0.67
5:A:642:LYS:HD2	5:A:642:LYS:C	2.14	0.67

Continued on next page...

Continued from previous page...

Atom-1	Atom-2	Interatomic distance (Å)	Clash overlap (Å)
1:F:68:SER:HB3	1:F:97:ASP:HA	1.75	0.67
3:E:258:ASN:OD1	4:C:1010:ASN:CG	2.33	0.67
5:A:130:TYR:HA	5:A:133:LEU:HG	1.74	0.67
5:A:456:LEU:CD1	5:A:649:VAL:HG11	2.25	0.67
5:A:519:ALA:HB1	5:A:525:ASP:HA	1.76	0.67
5:A:1231:SER:HA	5:A:1275:PRO:O	1.94	0.67
2:I:72:ARG:HB2	1:F:580:GLY:HA2	1.77	0.67
2:H:245:PRO:O	2:H:249:PHE:N	2.22	0.67
1:F:153:ARG:HB2	1:F:153:ARG:HH11	1.60	0.67
1:F:404:PHE:HD2	1:F:419:ILE:HB	1.60	0.67
4:C:718:GLN:HB2	4:C:738:VAL:CG1	2.25	0.67
4:B:719:ILE:HB	4:B:741:LEU:HD11	1.77	0.67
4:B:1044:ASP:H	4:B:1202:THR:HB	1.58	0.67
5:A:138:ILE:HD11	5:A:142:MET:HB2	1.77	0.67
5:A:221:LEU:HA	5:A:284:HIS:O	1.95	0.67
5:A:908:GLN:NE2	5:A:908:GLN:O	2.28	0.67
5:A:1045:PRO:CA	5:A:1086:GLU:HG2	2.26	0.67
1:K:49:ILE:HD13	1:K:53:ASP:CA	2.24	0.66
1:F:347:ILE:N	1:F:359:PHE:O	2.24	0.66
3:E:330:PHE:HB2	3:E:407:THR:HG23	1.76	0.66
4:C:270:PRO:HB2	4:C:299:ALA:HB2	1.76	0.66
4:C:1034:GLU:OE2	4:C:1034:GLU:HA	1.94	0.66
5:A:707:GLU:N	5:A:756:SER:O	2.27	0.66
1:K:584:ARG:NE	2:G:70:HIS:CD2	2.63	0.66
2:I:70:HIS:HB3	1:F:584:ARG:N	2.10	0.66
2:I:196:ARG:NH2	2:I:355:PRO:HD3	2.10	0.66
4:C:301:VAL:HG13	4:C:1209:LEU:HD13	1.76	0.66
4:C:338:LEU:HD13	4:C:968:TRP:CE3	2.30	0.66
4:C:1046:ILE:HB	4:C:1200:ILE:HG12	1.77	0.66
5:A:240:GLN:HB2	5:A:250:ASN:HA	1.76	0.66
5:A:606:THR:HB	5:A:659:HIS:HE1	1.61	0.66
5:A:700:GLY:HA2	5:A:758:ARG:NH2	2.10	0.66
1:K:352:ASN:HB3	2:H:64:LYS:CD	2.24	0.66
2:I:156:VAL:CG1	2:I:159:LEU:HB2	2.26	0.66
2:H:122:ARG:CD	2:H:177:SER:HA	2.25	0.66
1:F:147:TYR:HA	1:F:159:PHE:HA	1.77	0.66
3:E:196:GLN:OE1	4:B:508:ARG:CD	2.39	0.66
4:C:516:ILE:O	4:C:520:ILE:HG12	1.96	0.66
4:C:1082:ARG:CG	4:B:413:THR:HB	2.25	0.66
4:B:522:ILE:HA	4:B:525:ILE:HG12	1.75	0.66
5:A:200:TYR:HA	5:A:232:HIS:HA	1.75	0.66

Continued on next page...

Continued from previous page...

Atom-1	Atom-2	Interatomic distance (Å)	Clash overlap (Å)
5:A:271:ARG:HB2	5:A:274:GLN:CB	2.26	0.66
1:K:216:VAL:HA	1:K:219:LEU:HD12	1.77	0.66
1:K:506:LYS:HD3	2:G:310:LYS:C	1.65	0.66
2:G:5:LEU:CD1	2:G:6:PRO:HD2	2.25	0.66
4:C:394:LEU:CG	4:C:395:PRO:HD2	2.26	0.66
4:C:1081:CYS:HA	4:C:1095:ARG:HD3	1.75	0.66
5:A:438:TYR:HA	5:A:641:ILE:HA	1.77	0.66
5:A:836:ILE:HA	5:A:839:LEU:HD12	1.77	0.66
1:K:325:THR:CA	1:F:442:ILE:HD11	2.23	0.66
2:I:315:LEU:O	2:I:323:TRP:HB2	1.94	0.66
2:H:140:SER:O	2:H:144:SER:N	2.28	0.66
2:G:87:PHE:HA	2:G:149:TRP:CZ3	2.31	0.66
1:F:302:ALA:HB1	1:F:625:ILE:HG12	1.76	0.66
4:C:451:PHE:CE2	4:C:1256:VAL:HG22	2.30	0.66
4:C:713:TRP:CZ3	4:C:714:PRO:HD2	2.28	0.66
4:C:896:VAL:HB	4:C:899:VAL:HB	1.78	0.66
5:A:548:ARG:HG3	5:A:571:TYR:CE2	2.30	0.66
2:H:234:LYS:HA	2:H:238:TYR:HD2	1.59	0.66
4:C:573:PRO:HA	4:C:623:LEU:HD21	1.76	0.66
4:C:647:LYS:HA	4:C:675:ALA:HB1	1.76	0.66
4:C:862:LEU:H	4:B:443:ALA:CB	2.07	0.66
4:C:1158:ASN:HD21	4:C:1160:TRP:HB3	1.59	0.66
4:B:332:ILE:HD12	4:B:335:PHE:HB2	1.78	0.66
4:B:1074:VAL:HG12	4:B:1109:ILE:HG12	1.75	0.66
3:E:243:ARG:NH2	4:B:435:ASP:OD1	2.29	0.66
4:C:264:THR:HG22	4:C:311:ALA:HB3	1.76	0.66
4:C:1093:MET:HB2	4:C:1101:MET:HB2	1.76	0.66
4:B:529:ALA:O	4:B:532:ILE:HG22	1.95	0.66
5:A:47:ARG:HA	5:A:54:ILE:HA	1.78	0.66
5:A:242:VAL:HG22	5:A:242:VAL:O	1.94	0.66
5:A:425:ASP:HB2	5:A:793:VAL:HG13	1.78	0.66
1:K:203:VAL:CG1	1:K:207:GLU:HA	2.23	0.66
2:H:50:VAL:HG22	2:H:57:VAL:CG2	2.25	0.66
2:G:17:ASN:HB2	2:G:23:VAL:HG13	1.78	0.66
2:G:52:MET:HA	2:G:52:MET:HE3	1.75	0.66
1:F:275:SER:HA	1:F:651:LEU:CD1	2.23	0.66
1:F:368:VAL:HB	1:F:468:LEU:HB3	1.78	0.66
3:E:81:ARG:HD3	3:E:117:LEU:HD13	1.78	0.66
4:C:573:PRO:CA	4:C:623:LEU:HD21	2.26	0.66
4:C:1049:ARG:HG3	4:C:1196:VAL:CG1	2.25	0.66
5:A:112:ASN:ND2	5:A:142:MET:HG3	2.11	0.66

Continued on next page...

Continued from previous page...

Atom-1	Atom-2	Interatomic distance (Å)	Clash overlap (Å)
5:A:165:GLU:HA	5:A:198:ALA:O	1.95	0.66
5:A:509:ARG:HA	5:A:545:SER:H	1.61	0.66
5:A:1257:LEU:HD12	5:A:1258:PRO:HD2	1.78	0.66
1:K:321:TYR:HB3	1:K:326:LEU:HD21	1.76	0.66
2:I:281:LYS:HB3	2:I:283:TYR:CE1	2.30	0.66
3:E:213:THR:HB	3:E:291:LEU:HD21	1.78	0.66
4:C:731:ASN:HB2	4:C:736:PRO:CA	2.24	0.66
4:C:937:GLN:OE1	4:C:937:GLN:HA	1.96	0.66
4:B:433:ARG:HD2	4:B:436:ARG:HB3	1.76	0.66
4:B:1159:ALA:O	4:B:1163:THR:HG23	1.96	0.66
5:A:403:ASP:CB	5:A:774:LEU:HD12	2.25	0.66
5:A:706:ILE:HA	5:A:757:ARG:HA	1.78	0.66
5:A:1043:VAL:HG12	5:A:1045:PRO:HD3	1.76	0.66
5:A:1152:ARG:HD3	5:A:1201:VAL:HG23	1.78	0.66
2:I:204:THR:HG21	2:I:221:MET:SD	2.36	0.66
2:H:109:MET:CE	2:H:129:VAL:HG13	2.26	0.66
2:G:218:TRP:N	2:G:266:GLY:HA2	2.11	0.66
3:E:241:CYS:HB3	3:E:251:TRP:CE3	2.31	0.66
3:E:413:ALA:O	3:E:417:LEU:HG	1.96	0.66
4:B:391:LEU:HD23	4:B:403:TYR:CD2	2.31	0.66
4:B:1083:ILE:HG12	4:B:1094:ILE:CG1	2.23	0.66
5:A:849:VAL:HG22	5:A:868:LEU:HB2	1.78	0.66
2:I:158:ASP:HB2	2:I:162:LYS:HE3	1.79	0.65
2:I:219:GLY:HA3	2:I:358:ILE:HD13	1.78	0.65
1:F:50:ALA:HA	1:F:63:LEU:HD23	1.78	0.65
3:E:108:PRO:HD2	3:E:111:VAL:HB	1.77	0.65
3:E:183:PHE:CD2	4:B:499:PRO:HB3	2.31	0.65
4:B:285:PHE:HE2	4:B:1217:PRO:HD3	1.61	0.65
4:B:307:HIS:CG	4:B:310:TRP:HB3	2.31	0.65
5:A:562:LEU:HD12	5:A:578:VAL:HG21	1.78	0.65
5:A:842:ALA:HB1	5:A:863:VAL:HG13	1.78	0.65
5:A:949:TYR:N	5:A:958:GLU:O	2.23	0.65
5:A:1042:LEU:HB2	5:A:1089:LEU:CB	2.24	0.65
5:A:1098:ILE:HG12	5:A:1118:VAL:CG2	2.16	0.65
1:K:49:ILE:CD1	1:K:53:ASP:HB3	2.16	0.65
1:K:461:ASP:HB3	1:K:464:MET:HG2	1.78	0.65
2:I:317:PRO:HD2	2:I:326:ARG:NH2	2.12	0.65
2:H:219:GLY:HA3	2:H:358:ILE:HD13	1.77	0.65
5:A:353:ILE:HB	5:A:371:ARG:CA	2.26	0.65
5:A:1170:LYS:HG3	5:A:1268:ILE:HG23	1.78	0.65
1:K:50:ALA:HA	1:K:57:VAL:CG2	2.25	0.65

Continued on next page...

Continued from previous page...

Atom-1	Atom-2	Interatomic distance (Å)	Clash overlap (Å)
1:K:408:ILE:HG21	1:K:418:GLN:NE2	2.08	0.65
1:K:450:TYR:HE2	1:K:452:TYR:HB2	1.60	0.65
1:F:344:LEU:HD21	1:F:480:PRO:CB	2.25	0.65
1:F:435:SER:OG	1:F:440:GLN:HB2	1.96	0.65
3:E:170:MET:HA	3:E:211:ARG:HE	1.61	0.65
3:E:186:THR:HG22	3:E:252:ILE:CD1	2.27	0.65
3:E:236:THR:O	3:E:255:CYS:HA	1.95	0.65
4:C:490:TYR:CE2	4:C:898:ASN:HA	2.32	0.65
4:B:266:PHE:HA	4:B:306:VAL:HA	1.78	0.65
4:B:719:ILE:CG2	4:B:739:LEU:HB3	2.26	0.65
1:K:284:LYS:HE2	1:K:288:GLN:HG3	1.77	0.65
2:I:290:ALA:O	2:I:294:THR:HG23	1.97	0.65
2:H:198:GLU:H	2:H:201:ALA:HB3	1.60	0.65
2:G:181:PRO:HB3	2:G:183:PHE:CZ	2.31	0.65
4:C:399:ALA:O	4:C:403:TYR:N	2.30	0.65
4:C:659:PHE:CE2	4:C:781:TYR:HA	2.32	0.65
4:C:1081:CYS:HB2	4:C:1095:ARG:O	1.95	0.65
4:B:285:PHE:CE2	4:B:1217:PRO:HD3	2.30	0.65
4:B:601:ASN:HD22	4:B:601:ASN:H	1.43	0.65
4:B:947:ARG:HB3	4:B:950:ASP:OD1	1.97	0.65
1:K:202:ASN:ND2	1:F:633:THR:CB	2.59	0.65
1:K:470:ALA:C	1:K:488:VAL:HG22	2.17	0.65
2:I:141:MET:CA	2:I:147:SER:HB2	2.27	0.65
2:G:26:TYR:HB2	2:G:32:TRP:CD2	2.32	0.65
2:G:118:LEU:O	2:G:122:ARG:HG2	1.96	0.65
1:F:336:MET:CG	1:F:366:ARG:HG2	2.26	0.65
3:E:372:LEU:HD12	3:E:402:TRP:CH2	2.32	0.65
4:B:267:LYS:N	4:B:305:VAL:O	2.29	0.65
4:B:1056:TRP:CB	4:B:1062:PRO:HD3	2.26	0.65
5:A:44:LYS:HB3	5:A:58:GLN:HB3	1.79	0.65
5:A:907:PHE:O	5:A:911:ILE:HG12	1.97	0.65
5:A:981:TRP:HD1	5:A:1118:VAL:HG23	1.61	0.65
1:K:399:VAL:HG12	1:K:472:PHE:HA	1.76	0.65
2:H:5:LEU:HD22	2:H:6:PRO:HD2	1.78	0.65
2:G:247:ARG:N	2:G:247:ARG:HD3	2.12	0.65
2:G:290:ALA:HA	2:G:293:LYS:HE2	1.76	0.65
3:E:86:TRP:CG	3:E:99:PRO:HA	2.32	0.65
4:C:282:ALA:HB3	4:C:289:SER:HB2	1.77	0.65
4:B:1069:ARG:HA	4:B:1109:ILE:HG13	1.77	0.65
4:B:1094:ILE:HB	4:B:1104:PHE:CE1	2.24	0.65
5:A:227:PRO:HB2	5:A:230:GLY:CA	2.27	0.65

Continued on next page...

Continued from previous page...

Atom-1	Atom-2	Interatomic distance (Å)	Clash overlap (Å)
5:A:609:GLY:HA2	5:A:660:GLN:CG	2.26	0.65
5:A:1096:ALA:HB1	5:A:1119:VAL:O	1.97	0.65
1:K:566:VAL:CG2	1:K:567:PRO:CD	2.69	0.65
2:G:61:LEU:HB3	1:F:425:VAL:O	1.97	0.65
2:G:199:GLY:N	2:G:202:ARG:HB2	2.12	0.65
4:C:1175:ILE:CG1	4:C:1176:PRO:CD	2.62	0.65
4:B:1094:ILE:N	4:B:1102:VAL:O	2.26	0.65
5:A:434:ALA:CB	5:A:645:VAL:HG22	2.26	0.65
1:K:105:GLU:CD	1:K:105:GLU:N	2.50	0.65
1:K:506:LYS:CG	2:G:310:LYS:HA	2.03	0.65
1:K:506:LYS:CE	2:G:310:LYS:CA	2.45	0.65
1:K:508:ALA:CA	2:G:312:ARG:O	2.44	0.65
2:I:221:MET:HG2	2:I:358:ILE:CG1	2.27	0.65
1:F:49:ILE:HG22	1:F:66:MET:HA	1.79	0.65
1:F:53:ASP:OD1	5:A:345:TRP:CD1	2.50	0.65
1:F:98:GLU:CG	1:F:99:PRO:CD	2.75	0.65
1:F:358:HIS:HB2	1:F:477:ALA:HA	1.77	0.65
4:C:263:CYS:SG	4:C:458:THR:HG21	2.36	0.65
4:B:1131:LYS:HD2	4:B:1160:TRP:NE1	2.11	0.65
5:A:456:LEU:HD12	5:A:457:PRO:CD	2.24	0.65
5:A:1230:LEU:O	5:A:1276:THR:HA	1.96	0.65
5:A:1257:LEU:HD11	5:A:1261:TRP:HB3	1.79	0.65
1:K:189:GLU:HA	1:K:189:GLU:OE2	1.97	0.65
2:I:25:ILE:HG23	2:I:40:PRO:HB3	1.79	0.65
2:I:261:THR:O	2:I:269:PRO:HB3	1.97	0.65
2:H:196:ARG:NH2	2:H:355:PRO:HD3	2.12	0.65
2:H:223:TYR:OH	2:H:351:ASP:HB3	1.96	0.65
4:C:270:PRO:HG3	4:C:297:PRO:HB3	1.79	0.65
4:C:716:PRO:HD2	4:C:837:ARG:HD2	1.77	0.65
4:B:747:PRO:HG2	5:A:154:SER:H	1.60	0.65
4:B:973:MET:HA	4:B:973:MET:CE	2.27	0.65
5:A:576:SER:HB3	5:A:614:VAL:HA	1.79	0.65
1:K:213:GLN:CB	1:K:675:PRO:HD2	2.12	0.65
1:K:250:MET:CA	1:K:257:VAL:HG22	2.26	0.65
4:C:502:ASN:HB2	4:C:1262:TYR:CA	2.21	0.65
4:C:701:ILE:HD13	4:C:704:GLN:HE22	1.61	0.65
4:C:836:VAL:HB	4:C:839:ASP:CB	2.26	0.65
5:A:478:ILE:HG21	5:A:645:VAL:CG1	2.25	0.65
5:A:609:GLY:HA2	5:A:660:GLN:HG3	1.78	0.65
5:A:923:LEU:HG	5:A:1020:ARG:HA	1.78	0.65
1:K:312:PHE:CE2	1:K:535:ALA:HB1	2.31	0.64

Continued on next page...

Continued from previous page...

Atom-1	Atom-2	Interatomic distance (Å)	Clash overlap (Å)
2:I:17:ASN:O	2:I:22:ARG:HG2	1.97	0.64
2:I:69:PRO:CA	1:F:583:VAL:O	2.45	0.64
2:I:220:VAL:HG13	2:I:264:ILE:HG23	1.78	0.64
2:G:288:GLY:HA2	2:G:291:LYS:CE	2.27	0.64
1:F:319:ALA:HB3	1:F:532:PRO:HG3	1.79	0.64
4:B:433:ARG:HA	4:B:450:VAL:HB	1.79	0.64
5:A:211:PHE:HA	5:A:214:HIS:HB3	1.79	0.64
5:A:1173:PHE:CD2	5:A:1183:MET:HB2	2.31	0.64
5:A:1240:VAL:HG23	5:A:1250:LEU:HG	1.79	0.64
2:I:206:PHE:HD2	2:I:267:LYS:HB3	1.62	0.64
4:C:1157:ALA:HB3	4:C:1195:ALA:CB	2.28	0.64
4:C:1212:THR:HG23	4:C:1225:LYS:CB	2.26	0.64
1:K:579:THR:HG22	2:G:70:HIS:ND1	2.12	0.64
2:G:90:ARG:NH2	2:G:152:PRO:HA	2.11	0.64
2:G:225:TYR:HB3	2:G:228:LEU:HD23	1.80	0.64
4:C:811:LEU:O	4:C:816:PRO:HD3	1.96	0.64
4:C:1210:PHE:CE1	4:C:1228:PRO:HD2	2.32	0.64
4:B:837:ARG:N	5:A:238:LEU:HD13	2.12	0.64
5:A:101:TYR:HB3	5:A:106:TYR:CE1	2.32	0.64
5:A:635:ILE:HG21	5:A:655:ALA:HB1	1.79	0.64
5:A:911:ILE:HG13	5:A:969:ILE:HG21	1.78	0.64
5:A:1156:PHE:CA	5:A:1165:ILE:HA	2.26	0.64
1:K:435:SER:H	1:K:441:SER:HA	1.62	0.64
1:K:522:TYR:O	1:K:612:THR:HA	1.97	0.64
2:G:258:SER:HB2	2:G:343:PHE:CD1	2.33	0.64
3:E:8:PHE:O	3:E:125:TYR:N	2.20	0.64
3:E:231:GLN:CA	3:E:259:HIS:HB3	2.27	0.64
4:C:1112:LEU:HD11	4:C:1175:ILE:HD12	1.79	0.64
4:C:1170:ILE:HA	4:C:1176:PRO:HD3	1.80	0.64
5:A:1045:PRO:CB	5:A:1086:GLU:HG2	2.27	0.64
1:K:581:TYR:CD1	2:G:72:ARG:C	2.69	0.64
4:C:332:ILE:HA	4:C:335:PHE:HD1	1.62	0.64
4:C:754:THR:HB	4:C:804:LYS:HB3	1.80	0.64
4:B:339:LEU:HD21	4:B:964:THR:HG21	1.79	0.64
4:B:691:ILE:H	4:B:691:ILE:CD1	2.06	0.64
4:B:850:THR:CG2	4:B:998:ALA:HB3	2.26	0.64
5:A:616:ILE:N	5:A:651:LEU:O	2.30	0.64
5:A:721:GLN:CA	5:A:721:GLN:NE2	2.61	0.64
5:A:947:LYS:HB3	5:A:960:TYR:CE1	2.33	0.64
5:A:1142:ASP:CB	5:A:1182:VAL:HG11	2.26	0.64
1:K:248:GLN:HB2	1:K:257:VAL:CG1	2.27	0.64

Continued on next page...

Continued from previous page...

Atom-1	Atom-2	Interatomic distance (Å)	Clash overlap (Å)
1:K:525:GLU:H	1:K:525:GLU:CD	2.00	0.64
2:G:141:MET:HA	2:G:147:SER:HB2	1.78	0.64
3:E:176:ASN:C	3:E:176:ASN:HD22	2.01	0.64
4:C:283:TYR:CD1	4:C:290:TYR:HB2	2.32	0.64
4:C:807:THR:N	4:C:808:PRO:HD2	2.13	0.64
4:C:1151:TYR:C	4:C:1151:TYR:CD1	2.71	0.64
4:C:1162:LEU:H	4:C:1162:LEU:HD12	1.60	0.64
4:B:352:LEU:CB	4:B:955:LEU:HB3	2.27	0.64
4:B:1171:THR:HG23	4:B:1172:PRO:CD	2.21	0.64
1:K:323:VAL:HA	1:K:326:LEU:HG	1.80	0.64
1:K:522:TYR:CE1	1:K:536:ALA:HB2	2.33	0.64
1:K:650:LYS:HD2	1:F:299:GLU:HB2	1.79	0.64
2:I:330:GLN:HB3	2:I:334:VAL:CG1	2.25	0.64
2:H:63:ARG:H	2:H:63:ARG:HD2	1.62	0.64
4:C:856:THR:CG2	4:C:942:GLN:HG3	2.27	0.64
4:B:810:TYR:HB2	4:B:891:TYR:HE1	1.62	0.64
5:A:159:SER:HB3	5:A:164:LEU:HD12	1.80	0.64
5:A:172:TYR:O	5:A:191:ASP:HA	1.97	0.64
5:A:456:LEU:HA	5:A:678:PHE:HE2	1.61	0.64
1:K:573:ALA:O	1:K:577:LEU:HG	1.98	0.64
2:G:127:SER:HA	2:G:364:LEU:HA	1.79	0.64
1:F:433:GLU:O	1:F:442:ILE:N	2.26	0.64
3:E:25:LEU:O	3:E:29:LEU:HG	1.97	0.64
5:A:485:LYS:HE3	5:A:643:PRO:HG2	1.79	0.64
5:A:594:LEU:O	5:A:598:LEU:HG	1.98	0.64
5:A:680:ARG:O	5:A:684:LEU:HG	1.98	0.64
5:A:703:VAL:O	5:A:758:ARG:HG3	1.98	0.64
1:K:647:ALA:O	1:K:651:LEU:HG	1.98	0.64
1:F:520:GLY:N	1:F:610:ILE:O	2.29	0.64
3:E:2:ALA:HB2	3:E:205:HIS:HB3	1.80	0.64
3:E:201:ARG:CB	3:E:201:ARG:HH11	2.11	0.64
5:A:257:LEU:HD21	5:A:327:LEU:HD11	1.79	0.64
5:A:515:PHE:HB3	5:A:578:VAL:CG2	2.28	0.64
5:A:768:ARG:HG2	5:A:768:ARG:O	1.96	0.64
5:A:824:VAL:HA	5:A:845:PRO:HG2	1.80	0.64
5:A:1216:LEU:H	5:A:1216:LEU:CD1	1.97	0.64
1:K:153:ARG:CD	1:F:132:SER:O	2.45	0.64
1:K:338:PRO:HD3	1:K:411:GLU:HG3	1.80	0.64
3:E:162:SER:O	3:E:271:PHE:HA	1.97	0.64
3:E:331:GLN:CB	3:E:404:ARG:HA	2.25	0.64
4:C:573:PRO:HB2	4:C:627:TRP:CZ2	2.32	0.64

Continued on next page...

Continued from previous page...

Atom-1	Atom-2	Interatomic distance (Å)	Clash overlap (Å)
4:C:761:LEU:HD12	4:C:808:PRO:CB	2.27	0.64
4:B:320:SER:O	4:B:368:ASP:HB2	1.97	0.64
4:B:1075:HIS:H	4:B:1108:TRP:HA	1.63	0.64
5:A:279:LEU:HB3	5:A:361:VAL:CG2	2.26	0.64
5:A:1052:VAL:HG21	5:A:1066:GLU:HB2	1.78	0.64
1:K:48:TRP:HA	1:K:48:TRP:HE3	1.63	0.63
1:K:48:TRP:HB2	1:K:155:ALA:CB	2.27	0.63
1:K:328:ILE:HA	1:K:334:LEU:HB3	1.79	0.63
1:K:368:VAL:N	1:K:468:LEU:O	2.29	0.63
1:F:392:TRP:CE3	1:F:483:MET:HB2	2.33	0.63
4:C:573:PRO:CB	4:C:623:LEU:HD21	2.27	0.63
5:A:1127:THR:HB	5:A:1146:THR:OG1	1.97	0.63
2:H:122:ARG:NE	2:H:177:SER:HA	2.12	0.63
2:G:144:SER:HB3	2:G:147:SER:HB2	1.80	0.63
4:C:551:ILE:HG22	4:C:553:PRO:HD3	1.79	0.63
4:C:1082:ARG:CB	4:B:414:PRO:O	2.45	0.63
4:C:1104:PHE:H	4:C:1104:PHE:HD1	1.47	0.63
4:C:1171:THR:CG2	4:C:1172:PRO:CD	2.71	0.63
4:B:601:ASN:HD22	4:B:601:ASN:N	1.93	0.63
4:B:1056:TRP:CG	4:B:1062:PRO:HD3	2.33	0.63
4:B:1078:GLY:H	4:B:1097:GLU:HB2	1.64	0.63
5:A:200:TYR:HE2	5:A:229:ASN:H	1.47	0.63
5:A:1056:TYR:HA	5:A:1062:ALA:H	1.63	0.63
1:K:615:ALA:HB1	1:K:618:LEU:HD12	1.81	0.63
2:G:218:TRP:HB2	2:G:267:LYS:HE2	1.79	0.63
4:C:853:SER:N	4:C:995:THR:HB	2.12	0.63
4:B:352:LEU:HB3	4:B:955:LEU:CB	2.28	0.63
5:A:616:ILE:CB	5:A:651:LEU:HB2	2.24	0.63
5:A:704:THR:HG23	5:A:759:SER:HA	1.80	0.63
5:A:828:LEU:HB2	5:A:888:CYS:CA	2.18	0.63
1:K:55:THR:CA	1:K:63:LEU:HD22	2.28	0.63
1:K:248:GLN:HE21	1:K:257:VAL:HG12	1.64	0.63
1:K:324:ARG:NH2	1:F:436:SER:HA	2.10	0.63
1:K:428:VAL:HG13	1:K:448:LEU:CD1	2.27	0.63
1:K:508:ALA:CB	2:G:312:ARG:CA	2.00	0.63
1:K:559:ASP:HA	1:K:597:SER:CB	2.28	0.63
1:K:567:PRO:O	1:K:571:GLN:HG2	1.98	0.63
2:H:10:GLN:CA	2:H:46:GLY:HA3	2.27	0.63
3:E:46:ILE:HB	3:E:51:GLY:HA2	1.79	0.63
4:C:521:ARG:HD2	4:C:828:PHE:CD1	2.33	0.63
4:B:1106:GLY:O	4:B:1135:LEU:HA	1.98	0.63

Continued on next page...

Continued from previous page...

Atom-1	Atom-2	Interatomic distance (Å)	Clash overlap (Å)
5:A:133:LEU:N	5:A:134:PRO:HD2	2.12	0.63
5:A:423:ARG:HB2	5:A:697:VAL:CG2	2.28	0.63
5:A:830:THR:HG21	5:A:848:CYS:CB	2.27	0.63
5:A:1020:ARG:C	5:A:1020:ARG:HD3	2.19	0.63
1:K:344:LEU:HD21	1:K:480:PRO:CB	2.26	0.63
2:I:70:HIS:NE2	1:F:584:ARG:NH2	2.46	0.63
2:H:100:LEU:HB2	2:H:159:LEU:HD12	1.79	0.63
1:F:632:LYS:HE2	1:F:636:ARG:HH21	1.63	0.63
3:E:259:HIS:N	4:C:854:ARG:NH2	2.27	0.63
4:B:246:GLN:HE22	4:B:982:MET:H	1.47	0.63
4:B:265:SER:O	4:B:307:HIS:N	2.31	0.63
4:B:1266:PRO:HG2	4:B:1269:ALA:HB2	1.81	0.63
5:A:927:ASN:HB3	5:A:949:TYR:CE1	2.32	0.63
1:K:318:PRO:HA	1:K:497:PRO:HD3	1.81	0.63
1:K:359:PHE:HZ	1:K:402:ILE:HG21	1.63	0.63
1:K:387:TYR:O	1:K:394:PRO:HB3	1.97	0.63
1:K:392:TRP:CA	2:H:277:THR:O	2.27	0.63
1:K:404:PHE:HA	1:K:422:ALA:CA	2.25	0.63
2:I:339:ALA:HA	2:I:342:MET:CG	2.28	0.63
1:F:102:VAL:HG22	1:F:163:VAL:HG11	1.79	0.63
1:F:375:PRO:HA	1:F:452:TYR:O	1.97	0.63
3:E:192:TYR:CZ	4:B:471:ARG:CA	2.78	0.63
4:C:381:ASP:N	4:C:389:ALA:O	2.31	0.63
4:C:531:VAL:O	4:C:534:PRO:HD2	1.98	0.63
4:C:813:GLN:C	4:C:816:PRO:HD2	2.19	0.63
4:B:1095:ARG:HG2	4:B:1099:GLY:HA2	1.80	0.63
5:A:5:TRP:HD1	5:A:337:ASP:HA	1.62	0.63
1:K:409:PRO:HB2	1:K:412:LEU:HB2	1.81	0.63
2:I:312:ARG:O	1:F:506:LYS:HB3	1.58	0.63
2:H:125:GLY:HA2	2:H:236:ARG:HH11	1.62	0.63
4:C:713:TRP:CZ3	4:C:714:PRO:CD	2.82	0.63
5:A:24:GLN:H	5:A:24:GLN:NE2	1.96	0.63
5:A:529:VAL:O	5:A:532:PRO:HD2	1.99	0.63
5:A:599:LEU:HD12	5:A:626:TYR:HE2	1.63	0.63
1:K:473:ILE:O	1:K:473:ILE:HG13	1.97	0.63
3:E:178:LEU:HD22	4:B:477:THR:CG2	2.23	0.63
3:E:369:ARG:HA	3:E:402:TRP:CZ2	2.34	0.63
4:C:285:PHE:HB3	4:C:290:TYR:CE1	2.32	0.63
4:C:508:ARG:HA	4:C:508:ARG:NE	2.13	0.63
4:B:381:ASP:HB3	4:B:388:GLY:HA2	1.81	0.63
4:B:928:VAL:HG22	4:B:987:LEU:HD11	1.81	0.63

Continued on next page...

Continued from previous page...

Atom-1	Atom-2	Interatomic distance (Å)	Clash overlap (Å)
5:A:628:GLU:CA	5:A:632:LEU:HG	2.25	0.63
5:A:825:VAL:HB	5:A:846:VAL:HG12	1.79	0.63
5:A:832:PRO:HA	5:A:854:THR:CA	2.29	0.63
5:A:1056:TYR:N	5:A:1056:TYR:CD1	2.66	0.63
5:A:1216:LEU:HD12	5:A:1216:LEU:N	2.03	0.63
1:K:127:LYS:HE3	1:K:232:TYR:CD2	2.33	0.63
4:C:681:PRO:HA	4:C:684:TRP:CD1	2.33	0.63
4:C:740:LEU:HB3	4:C:835:TYR:CE1	2.34	0.63
4:C:1082:ARG:CB	4:B:414:PRO:C	2.68	0.63
4:B:1109:ILE:CD1	4:B:1138:ARG:HB3	2.29	0.63
5:A:9:LEU:HD22	5:A:314:LEU:HA	1.80	0.63
5:A:613:VAL:HG22	5:A:654:VAL:HG13	1.81	0.63
5:A:741:ILE:HG22	5:A:754:ILE:HG23	1.80	0.63
1:K:166:ILE:HG13	1:K:170:ARG:HH11	1.63	0.62
1:K:328:ILE:HG21	1:K:336:MET:HB3	1.81	0.62
1:K:457:LEU:HD13	1:K:466:TYR:CD2	2.34	0.62
2:I:49:VAL:HG11	2:I:65:LEU:HD12	1.79	0.62
2:H:50:VAL:HA	2:H:57:VAL:HG22	1.81	0.62
2:H:118:LEU:O	2:H:122:ARG:HG2	1.99	0.62
2:G:290:ALA:HA	2:G:293:LYS:CE	2.29	0.62
4:C:1126:PHE:O	4:C:1130:ILE:N	2.28	0.62
4:B:999:ILE:HG23	4:B:1011:VAL:HB	1.80	0.62
5:A:700:GLY:HA2	5:A:758:ARG:CZ	2.29	0.62
5:A:1196:TYR:O	5:A:1214:LEU:N	2.31	0.62
1:K:55:THR:HG21	1:K:147:TYR:HB2	1.72	0.62
1:K:344:LEU:HD13	1:K:362:ARG:HB2	1.81	0.62
2:G:132:ASN:HD21	2:G:134:LEU:HD12	1.63	0.62
1:F:376:MET:SD	1:F:497:PRO:HA	2.39	0.62
3:E:360:LEU:HD23	3:E:360:LEU:C	2.20	0.62
4:C:222:GLU:HB2	4:C:1268:THR:HG22	1.79	0.62
4:B:375:HIS:HA	4:B:1259:ARG:CB	2.24	0.62
4:B:427:VAL:HG21	4:B:1238:PRO:HA	1.80	0.62
4:B:757:PHE:CZ	4:B:804:LYS:HA	2.34	0.62
5:A:1032:GLY:HA3	5:A:1041:SER:H	1.63	0.62
1:K:63:LEU:HD12	1:K:152:ALA:HB1	1.82	0.62
2:H:116:GLU:H	2:H:116:GLU:CD	2.03	0.62
2:H:130:GLU:HG2	2:H:362:MET:HB3	1.80	0.62
2:H:184:MET:HG2	2:H:261:THR:HA	1.79	0.62
2:H:303:ASN:ND2	2:H:320:MET:HB3	2.12	0.62
1:F:510:VAL:HG21	1:F:513:VAL:HG22	1.80	0.62
3:E:305:ASP:N	3:E:324:GLY:HA3	2.14	0.62

Continued on next page...

Continued from previous page...

Atom-1	Atom-2	Interatomic distance (Å)	Clash overlap (Å)
5:A:681:TYR:C	5:A:681:TYR:CD2	2.71	0.62
1:K:122:ARG:NH1	1:K:122:ARG:HB2	2.14	0.62
1:K:344:LEU:HD13	1:K:362:ARG:CB	2.29	0.62
1:K:367:VAL:HG21	1:K:467:TYR:HB3	1.80	0.62
1:K:380:LEU:HB2	1:K:401:PHE:CZ	2.33	0.62
1:K:584:ARG:CD	2:G:70:HIS:CD2	2.82	0.62
1:K:668:VAL:O	1:K:672:PHE:N	2.29	0.62
2:H:171:ASN:HB3	2:H:252:PHE:CG	2.35	0.62
2:G:10:GLN:HG2	2:G:46:GLY:HA3	1.81	0.62
1:F:124:PHE:CD2	1:F:185:LEU:HD23	2.30	0.62
1:F:212:MET:O	1:F:212:MET:HE3	2.00	0.62
3:E:201:ARG:NH1	3:E:201:ARG:CB	2.62	0.62
2:G:48:ALA:HB1	2:G:57:VAL:CG1	2.29	0.62
2:G:179:LEU:CB	2:G:363:ILE:HG22	2.29	0.62
1:F:298:PRO:HA	1:F:301:ILE:HG12	1.81	0.62
3:E:43:LEU:HD13	3:E:286:ILE:HD11	1.80	0.62
3:E:229:HIS:CD2	3:E:231:GLN:HB2	2.34	0.62
4:C:434:PHE:N	4:C:449:ASP:O	2.31	0.62
4:C:632:LEU:O	4:C:636:LEU:HG	1.99	0.62
4:C:691:ILE:HD12	4:C:691:ILE:N	2.14	0.62
4:C:932:VAL:O	4:C:935:VAL:HG12	1.99	0.62
5:A:361:VAL:O	5:A:365:THR:HG23	1.98	0.62
5:A:531:GLU:HB3	5:A:532:PRO:HD3	1.80	0.62
5:A:1102:GLN:HA	5:A:1113:SER:HA	1.80	0.62
1:K:145:ASP:OD1	1:K:145:ASP:N	2.32	0.62
1:F:304:LEU:HD11	1:F:625:ILE:CD1	2.30	0.62
1:F:513:VAL:HG11	1:F:518:LEU:HD21	1.80	0.62
4:C:265:SER:HA	4:C:308:THR:HA	1.81	0.62
4:C:666:ASN:OD1	4:C:668:ILE:HB	2.00	0.62
4:B:416:VAL:O	4:B:416:VAL:HG12	1.99	0.62
4:B:857:ILE:CG2	4:B:862:LEU:HB2	2.30	0.62
4:B:984:LEU:HD22	4:B:987:LEU:HD12	1.81	0.62
5:A:1045:PRO:CA	5:A:1086:GLU:HA	2.28	0.62
1:K:102:VAL:HG13	1:K:163:VAL:HG13	1.82	0.62
3:E:372:LEU:HD12	3:E:402:TRP:HH2	1.63	0.62
4:C:892:PRO:HD2	4:C:895:LEU:HD22	1.80	0.62
4:C:1110:PHE:O	4:C:1139:ILE:HA	1.99	0.62
1:K:272:PRO:CB	1:K:278:PRO:HD3	2.30	0.62
1:K:370:LEU:O	1:K:373:ILE:HG12	1.99	0.62
2:I:263:PRO:HB3	2:I:269:PRO:CD	2.29	0.62
2:H:143:ARG:HG2	2:H:143:ARG:HH11	1.65	0.62

Continued on next page...

Continued from previous page...

Atom-1	Atom-2	Interatomic distance (Å)	Clash overlap (Å)
1:F:154:GLN:O	1:F:158:ASN:N	2.32	0.62
3:E:161:ILE:CG2	3:E:327:LEU:HB3	2.30	0.62
4:B:1156:TYR:HA	4:B:1194:PRO:O	1.98	0.62
5:A:395:GLN:HB2	5:A:738:ARG:CZ	2.30	0.62
5:A:422:LEU:C	5:A:422:LEU:HD12	2.20	0.62
1:K:352:ASN:CG	2:H:64:LYS:CD	2.67	0.62
1:K:398:LYS:HG2	1:K:429:GLN:HB2	1.81	0.62
1:K:650:LYS:HE2	1:F:300:ILE:CD1	2.25	0.62
2:I:272:PHE:CE2	2:I:282:MET:HB2	2.35	0.62
1:F:453:GLU:HB2	1:F:456:GLN:HG2	1.81	0.62
4:B:563:VAL:CG1	4:B:574:ALA:HB2	2.29	0.62
4:B:849:VAL:HG12	4:B:999:ILE:HG13	1.80	0.62
4:B:1083:ILE:HD13	4:B:1104:PHE:CZ	2.34	0.62
4:B:1151:TYR:CD2	4:B:1181:MET:HG2	2.34	0.62
4:B:1163:THR:HG21	4:B:1198:TYR:HB2	1.82	0.62
5:A:226:LYS:HB2	5:A:278:ARG:HD3	1.81	0.62
5:A:527:PRO:HD2	5:A:530:ILE:HD12	1.81	0.62
5:A:574:VAL:HB	5:A:612:PHE:HB2	1.82	0.62
1:K:51:ILE:HA	1:K:64:ARG:HD3	1.82	0.62
1:K:201:THR:HG22	1:K:201:THR:O	2.00	0.62
1:K:408:ILE:H	1:K:408:ILE:CD1	2.12	0.62
2:I:70:HIS:HB3	1:F:584:ARG:HB2	1.82	0.62
2:G:22:ARG:CZ	2:G:22:ARG:HB2	2.30	0.62
3:E:90:ARG:HD2	3:E:93:ARG:CA	2.30	0.62
3:E:217:LEU:HD11	3:E:291:LEU:HD22	1.81	0.62
3:E:303:LEU:HB3	3:E:321:GLY:N	2.14	0.62
4:C:765:ARG:HD2	4:C:801:LYS:HA	1.80	0.62
4:C:935:VAL:HG11	4:C:993:ARG:HA	1.82	0.62
4:C:942:GLN:HB2	4:C:995:THR:HG21	1.81	0.62
4:B:719:ILE:HG23	4:B:739:LEU:HB3	1.81	0.62
5:A:551:GLY:N	5:A:558:ALA:O	2.33	0.62
1:K:197:THR:CG2	1:F:563:PRO:HB2	2.09	0.61
1:K:223:LEU:HB3	1:K:230:ARG:NH2	2.15	0.61
1:K:342:GLY:HA2	1:K:363:GLY:HA3	1.82	0.61
2:I:213:ARG:HD3	2:I:213:ARG:H	1.65	0.61
4:C:1087:MET:HB2	4:B:281:LEU:HA	1.79	0.61
4:B:636:LEU:N	4:B:637:PRO:HD2	2.15	0.61
4:B:796:THR:HA	4:B:799:LYS:HD3	1.82	0.61
4:B:1047:ILE:HG12	4:B:1199:ILE:HG12	1.81	0.61
5:A:6:GLY:CA	5:A:336:SER:HB3	2.21	0.61
5:A:974:TRP:HB2	5:A:977:CYS:HB3	1.82	0.61

Continued on next page...

Continued from previous page...

Atom-1	Atom-2	Interatomic distance (Å)	Clash overlap (Å)
1:K:386:SER:H	1:F:437:PHE:HD2	1.45	0.61
1:K:612:THR:HB	1:K:615:ALA:HB2	1.82	0.61
2:H:292:LEU:O	2:H:295:VAL:HG22	2.00	0.61
2:G:27:SER:N	2:G:31:GLY:O	2.32	0.61
3:E:270:LEU:HD12	3:E:270:LEU:C	2.19	0.61
3:E:270:LEU:HD21	3:E:417:LEU:HD13	1.81	0.61
4:C:556:ILE:HD11	4:C:888:SER:HB3	1.80	0.61
4:C:674:ARG:CZ	4:B:1275:PRO:C	2.68	0.61
5:A:436:SER:HB3	5:A:643:PRO:HA	1.81	0.61
5:A:481:ARG:HG2	5:A:645:VAL:HG21	1.82	0.61
5:A:1174:PHE:HE2	5:A:1184:ASN:HB2	1.64	0.61
1:K:517:GLU:HA	1:K:517:GLU:OE2	1.99	0.61
2:I:14:LEU:HD13	2:I:45:CYS:HA	1.81	0.61
1:F:377:ARG:HB2	1:F:498:LEU:HD21	1.81	0.61
3:E:386:ASN:N	3:E:386:ASN:ND2	2.49	0.61
4:C:1104:PHE:CD1	4:C:1104:PHE:N	2.66	0.61
4:C:1166:TRP:CZ3	4:C:1170:ILE:HD11	2.34	0.61
4:B:664:MET:HE2	4:B:664:MET:HA	1.81	0.61
5:A:448:VAL:CG2	5:A:668:SER:HA	2.30	0.61
5:A:1154:MET:CB	5:A:1201:VAL:HG11	2.29	0.61
5:A:1240:VAL:CG2	5:A:1250:LEU:HG	2.30	0.61
1:K:63:LEU:HD12	1:K:152:ALA:HA	1.83	0.61
2:G:50:VAL:HG22	2:G:57:VAL:HG22	1.82	0.61
2:G:256:HIS:CE1	2:G:276:LEU:HB3	2.36	0.61
1:F:333:TRP:CE2	1:F:531:LEU:HD21	2.35	0.61
3:E:186:THR:HG22	3:E:252:ILE:HD11	1.81	0.61
4:B:690:ASN:HB3	4:B:693:LEU:CD1	2.29	0.61
5:A:64:GLN:CA	5:A:169:GLY:HA3	2.20	0.61
5:A:115:VAL:HG11	5:A:136:LEU:CA	2.20	0.61
5:A:461:PHE:CE2	5:A:588:LEU:HD11	2.35	0.61
5:A:515:PHE:HB3	5:A:578:VAL:HG23	1.82	0.61
5:A:552:TYR:CA	5:A:559:ILE:HG23	2.29	0.61
5:A:610:GLY:O	5:A:658:VAL:N	2.33	0.61
1:K:147:TYR:CE2	1:K:159:PHE:HB2	2.35	0.61
1:K:375:PRO:HB2	1:K:498:LEU:HB2	1.81	0.61
1:K:579:THR:CG2	2:G:70:HIS:CE1	2.83	0.61
2:I:137:ASP:N	2:I:138:PRO:HD3	2.16	0.61
1:F:111:PHE:CD2	1:F:174:TYR:HE2	2.18	0.61
3:E:83:ASN:ND2	3:E:85:ARG:HB2	2.15	0.61
3:E:106:VAL:CB	4:B:942:GLN:O	2.44	0.61
4:C:713:TRP:HE3	4:C:714:PRO:HD3	1.61	0.61

Continued on next page...

Continued from previous page...

Atom-1	Atom-2	Interatomic distance (Å)	Clash overlap (Å)
4:C:1150:TYR:HD2	4:C:1184:ILE:HA	1.65	0.61
4:B:578:LEU:HD23	4:B:581:LEU:HD12	1.82	0.61
4:B:928:VAL:O	4:B:932:VAL:HG13	2.00	0.61
5:A:54:ILE:HD12	5:A:54:ILE:N	2.15	0.61
5:A:112:ASN:HB3	5:A:115:VAL:HB	1.83	0.61
5:A:294:GLU:HA	5:A:299:TYR:CD1	2.36	0.61
5:A:562:LEU:HB2	5:A:578:VAL:HG11	1.82	0.61
5:A:708:THR:HA	5:A:754:ILE:O	2.00	0.61
5:A:824:VAL:HB	5:A:884:ASP:HB2	1.81	0.61
1:K:289:ALA:HB1	1:K:635:LEU:HD13	1.83	0.61
2:I:353:ASP:N	2:I:353:ASP:OD1	2.33	0.61
1:F:103:VAL:HG11	1:F:141:LEU:HD22	1.81	0.61
1:F:470:ALA:O	1:F:488:VAL:HG22	1.99	0.61
3:E:203:TRP:HH2	3:E:295:LEU:HA	1.64	0.61
4:C:430:ARG:HB2	4:C:1235:LEU:HD23	1.80	0.61
4:C:920:ARG:NH2	4:C:981:ASP:HB2	2.16	0.61
4:B:757:PHE:HZ	4:B:804:LYS:HA	1.65	0.61
4:B:1095:ARG:HA	4:B:1101:MET:HG2	1.81	0.61
5:A:182:ASP:HB3	5:A:325:ARG:HB2	1.82	0.61
5:A:552:TYR:N	5:A:552:TYR:CD2	2.65	0.61
5:A:1154:MET:HB2	5:A:1201:VAL:HG21	1.82	0.61
5:A:1156:PHE:HZ	5:A:1201:VAL:HG12	1.65	0.61
1:K:100:LEU:HD13	1:K:165:VAL:HG11	1.83	0.61
1:K:566:VAL:HG23	1:K:567:PRO:HD3	1.80	0.61
1:K:650:LYS:HZ2	1:F:299:GLU:HB2	1.65	0.61
2:H:3:VAL:CB	2:H:56:GLY:HA3	2.21	0.61
1:F:303:SER:HB3	1:F:515:PRO:CG	2.25	0.61
1:F:350:THR:HA	1:F:356:ASN:HA	1.83	0.61
3:E:240:GLN:C	3:E:251:TRP:HA	2.21	0.61
4:C:748:ALA:CA	4:C:813:GLN:HB3	2.29	0.61
4:B:492:THR:OG1	4:B:1274:VAL:HB	2.00	0.61
4:B:1083:ILE:HD13	4:B:1104:PHE:HZ	1.65	0.61
5:A:1189:ILE:HD12	5:A:1230:LEU:HB2	1.81	0.61
1:K:385:LYS:HB3	1:K:387:TYR:CE1	2.36	0.61
1:K:391:SER:HB3	2:H:278:GLY:O	1.98	0.61
2:I:100:LEU:HA	2:I:163:LEU:HD21	1.82	0.61
1:F:430:LEU:HD12	1:F:472:PHE:CE2	2.36	0.61
4:C:635:ALA:HA	4:C:638:LEU:CG	2.31	0.61
4:B:1081:CYS:HA	4:B:1095:ARG:HE	1.66	0.61
5:A:28:HIS:H	5:A:108:ASN:HA	1.65	0.61
5:A:30:LEU:O	5:A:34:LEU:HG	2.01	0.61

Continued on next page...

Continued from previous page...

Atom-1	Atom-2	Interatomic distance (Å)	Clash overlap (Å)
5:A:412:LEU:HD23	5:A:412:LEU:C	2.21	0.61
5:A:515:PHE:CB	5:A:576:SER:HA	2.16	0.61
5:A:592:SER:O	5:A:596:GLU:HG3	2.01	0.61
1:K:223:LEU:HD23	1:K:224:PRO:CD	2.30	0.61
1:K:346:GLN:HG2	1:K:360:ASN:HB3	1.82	0.61
2:G:66:LYS:H	2:G:66:LYS:CD	1.90	0.61
4:C:465:TRP:CH2	4:C:469:LEU:HD21	2.36	0.61
4:C:543:LEU:HB3	4:C:592:ARG:HD2	1.83	0.61
4:B:261:GLY:HA3	4:B:312:SER:HA	1.82	0.61
4:B:417:SER:CA	4:B:1217:PRO:HA	2.11	0.61
4:B:601:ASN:ND2	4:B:832:GLN:HA	2.15	0.61
4:B:1046:ILE:HG12	4:B:1138:ARG:HB2	1.82	0.61
5:A:351:VAL:HB	5:A:369:TYR:HA	1.83	0.61
5:A:941:GLU:N	5:A:950:ARG:O	2.25	0.61
5:A:979:ILE:HG12	5:A:1021:ILE:HG23	1.82	0.61
5:A:1012:MET:O	5:A:1016:MET:N	2.34	0.61
1:K:324:ARG:CZ	1:K:490:ASP:HB2	2.31	0.61
1:K:376:MET:N	1:K:452:TYR:O	2.30	0.61
1:K:389:GLU:HB2	1:K:392:TRP:CB	2.28	0.61
1:F:235:GLU:N	1:F:235:GLU:OE1	2.32	0.61
3:E:6:PHE:HB2	3:E:127:CYS:HB2	1.83	0.61
3:E:147:LEU:O	3:E:151:THR:HG23	2.01	0.61
4:C:453:THR:HA	4:C:1254:TYR:HB2	1.83	0.61
4:C:892:PRO:HB2	4:C:895:LEU:HB2	1.83	0.61
4:C:1076:ILE:HA	4:C:1109:ILE:O	2.01	0.61
4:C:1082:ARG:HD2	4:B:416:VAL:CA	2.29	0.61
5:A:111:VAL:HA	5:A:138:ILE:N	2.15	0.61
5:A:512:VAL:HG13	5:A:573:PHE:HD2	1.65	0.61
5:A:909:GLN:O	5:A:913:VAL:HG23	2.00	0.61
1:K:304:LEU:HG	1:K:516:ALA:HB2	1.83	0.60
1:K:322:ASN:HB3	1:K:325:THR:HG23	1.81	0.60
1:K:508:ALA:O	2:G:312:ARG:O	2.19	0.60
1:K:581:TYR:CD1	2:G:72:ARG:CA	2.84	0.60
2:I:50:VAL:HA	2:I:57:VAL:HA	1.83	0.60
2:H:128:LEU:HD23	2:H:179:LEU:HD11	1.83	0.60
1:F:348:GLN:HA	1:F:358:HIS:HA	1.82	0.60
1:F:377:ARG:N	1:F:496:SER:O	2.28	0.60
1:F:506:LYS:CE	1:F:506:LYS:CA	2.73	0.60
1:K:166:ILE:CG1	1:K:170:ARG:HD2	2.32	0.60
1:F:279:LEU:HD23	1:F:282:LYS:CE	2.31	0.60
3:E:225:VAL:HB	3:E:227:VAL:HG23	1.82	0.60

Continued on next page...

Continued from previous page...

Atom-1	Atom-2	Interatomic distance (Å)	Clash overlap (Å)
4:C:400:GLU:CD	4:C:400:GLU:H	2.05	0.60
5:A:198:ALA:HB2	5:A:234:LEU:HA	1.82	0.60
5:A:242:VAL:HB	5:A:248:ILE:CG2	2.25	0.60
5:A:300:ARG:O	5:A:304:LEU:HG	2.01	0.60
5:A:1047:PHE:HB2	5:A:1087:TRP:HD1	1.66	0.60
1:K:568:ILE:O	1:K:572:LEU:HG	2.01	0.60
2:I:75:GLN:HG3	1:F:581:TYR:CE1	2.36	0.60
2:G:177:SER:HB3	2:G:179:LEU:HG	1.83	0.60
3:E:163:TYR:HA	3:E:270:LEU:O	2.01	0.60
3:E:238:TYR:O	3:E:254:SER:N	2.34	0.60
4:B:883:THR:O	4:B:887:LEU:HG	2.00	0.60
4:B:1153:PRO:HG3	4:B:1183:PRO:HB2	1.83	0.60
5:A:864:ARG:NE	5:A:866:THR:HG23	2.15	0.60
5:A:1157:VAL:N	5:A:1164:GLN:O	2.34	0.60
1:K:43:PRO:CB	1:K:102:VAL:HG12	2.31	0.60
1:K:324:ARG:CZ	1:F:436:SER:HB3	2.32	0.60
1:K:399:VAL:HA	1:K:472:PHE:HA	1.83	0.60
2:G:220:VAL:HG13	2:G:264:ILE:HG23	1.83	0.60
1:F:49:ILE:CG2	1:F:66:MET:HA	2.32	0.60
1:F:102:VAL:HG13	1:F:163:VAL:CG1	2.32	0.60
4:C:303:ARG:CG	4:C:1209:LEU:HA	2.28	0.60
4:C:914:VAL:O	4:C:918:LEU:HG	2.01	0.60
4:B:472:MET:O	4:B:506:PRO:HA	2.00	0.60
4:B:1057:SER:HB3	4:B:1060:ALA:CB	2.31	0.60
4:B:1094:ILE:HG22	4:B:1102:VAL:O	2.00	0.60
5:A:423:ARG:HB2	5:A:697:VAL:HA	1.83	0.60
5:A:483:LEU:HB2	5:A:528:LEU:HB2	1.83	0.60
1:K:404:PHE:N	1:K:404:PHE:CD1	2.67	0.60
1:K:506:LYS:HE2	2:G:309:GLU:HB2	1.84	0.60
1:F:367:VAL:HG21	1:F:467:TYR:HB3	1.83	0.60
3:E:46:ILE:HD12	3:E:52:LEU:H	1.66	0.60
3:E:132:PHE:HA	3:E:135:ARG:HD2	1.82	0.60
4:C:1046:ILE:N	4:C:1200:ILE:O	2.30	0.60
4:C:1169:GLU:CB	4:C:1176:PRO:HB3	2.31	0.60
4:C:1230:GLU:CB	4:C:1250:VAL:HG11	2.30	0.60
4:B:325:ALA:HB3	4:B:331:ASN:HD21	1.65	0.60
4:B:399:ALA:HA	4:B:402:TRP:CD1	2.35	0.60
4:B:852:GLN:HA	4:B:996:GLN:H	1.66	0.60
4:B:1188:HIS:HA	4:B:1220:ILE:CG2	2.31	0.60
5:A:227:PRO:HB2	5:A:230:GLY:HA2	1.83	0.60
5:A:419:GLN:HG2	5:A:709:ILE:CA	2.22	0.60

Continued on next page...

Continued from previous page...

Atom-1	Atom-2	Interatomic distance (Å)	Clash overlap (Å)
1:K:506:LYS:HB2	2:G:311:ILE:C	2.16	0.60
1:K:506:LYS:HG2	2:G:313:TYR:CD2	2.34	0.60
1:K:583:VAL:CG2	2:G:67:HIS:C	2.67	0.60
2:G:1:MET:H3	2:G:72:ARG:H	1.49	0.60
2:G:25:ILE:HG23	2:G:43:MET:HG2	1.84	0.60
1:F:453:GLU:HB2	1:F:456:GLN:CG	2.32	0.60
4:B:504:LEU:HB3	4:B:1264:THR:CG2	2.25	0.60
4:B:657:VAL:HG22	4:B:671:GLN:HE21	1.66	0.60
4:B:853:SER:HB2	4:B:996:GLN:HB3	1.84	0.60
5:A:101:TYR:OH	5:A:134:PRO:HA	2.01	0.60
5:A:174:GLN:HE21	5:A:178:TYR:HB3	1.67	0.60
5:A:221:LEU:HD23	5:A:285:LEU:HD12	1.82	0.60
5:A:744:TYR:O	5:A:751:VAL:N	2.31	0.60
1:K:650:LYS:CD	1:F:299:GLU:CB	2.73	0.60
2:I:190:HIS:HA	2:I:194:GLY:HA3	1.84	0.60
2:G:288:GLY:HA2	2:G:291:LYS:HG3	1.82	0.60
1:F:647:ALA:O	1:F:651:LEU:HG	2.01	0.60
3:E:183:PHE:HB2	4:B:499:PRO:HA	1.75	0.60
4:C:844:PRO:HA	4:C:1003:GLN:HA	1.84	0.60
5:A:1081:ASP:O	5:A:1085:GLY:N	2.33	0.60
1:K:47:PRO:CA	1:K:148:VAL:HA	2.29	0.60
1:K:63:LEU:HD12	1:K:152:ALA:CB	2.31	0.60
1:K:517:GLU:CD	2:G:313:TYR:CE2	2.66	0.60
1:K:554:ASP:HB2	1:K:564:ASN:CG	2.21	0.60
1:K:558:PRO:HB3	1:K:601:GLN:HG3	1.83	0.60
2:I:253:GLY:HA2	2:I:275:MET:SD	2.42	0.60
1:F:347:ILE:HD11	1:F:359:PHE:CZ	2.37	0.60
1:F:403:VAL:HG21	1:F:450:TYR:CZ	2.37	0.60
1:F:431:TYR:CD2	1:F:444:ALA:HB2	2.31	0.60
4:C:681:PRO:HB3	4:C:840:ARG:HG3	1.82	0.60
4:B:352:LEU:O	4:B:954:SER:HA	2.01	0.60
4:B:815:ALA:HB3	4:B:816:PRO:HD3	1.83	0.60
5:A:9:LEU:HD22	5:A:314:LEU:HD22	1.82	0.60
5:A:374:GLN:NE2	5:A:374:GLN:H	2.00	0.60
5:A:794:LEU:HD12	5:A:794:LEU:C	2.19	0.60
5:A:1029:GLU:O	5:A:1042:LEU:HA	2.00	0.60
1:K:435:SER:N	1:K:441:SER:HA	2.17	0.60
1:K:610:ILE:HA	1:K:618:LEU:HD22	1.84	0.60
2:I:50:VAL:HG22	2:I:57:VAL:CG2	2.29	0.60
2:G:187:ASP:HB3	2:G:190:HIS:ND1	2.17	0.60
3:E:165:ARG:CG	3:E:269:SER:HB3	2.31	0.60

Continued on next page...

Continued from previous page...

Atom-1	Atom-2	Interatomic distance (Å)	Clash overlap (Å)
3:E:167:ASP:HB3	3:E:170:MET:HE3	1.84	0.60
4:C:465:TRP:CZ2	4:C:469:LEU:HD21	2.37	0.60
4:C:732:LEU:CB	4:C:1011:VAL:HG11	2.31	0.60
5:A:225:ASP:CB	5:A:280:ASP:HB3	2.14	0.60
5:A:611:SER:HA	5:A:658:VAL:CG2	2.30	0.60
1:K:143:TYR:HB3	1:K:162:GLN:O	2.02	0.60
1:K:348:GLN:HG2	1:K:358:HIS:CG	2.37	0.60
2:I:272:PHE:HA	2:I:281:LYS:O	2.01	0.60
2:H:63:ARG:HD2	2:H:63:ARG:N	2.16	0.60
2:G:24:SER:CB	1:F:353:THR:HG21	2.32	0.60
1:F:213:GLN:HB3	1:F:675:PRO:HD2	1.82	0.60
4:C:810:TYR:CD1	4:C:814:LEU:HB2	2.37	0.60
4:C:951:TRP:HZ3	4:C:1143:ALA:HB2	1.67	0.60
4:B:290:TYR:HB2	4:B:292:ILE:HG13	1.83	0.60
4:B:377:GLY:O	4:B:392:ARG:HA	2.02	0.60
5:A:221:LEU:HD11	5:A:252:THR:HG23	1.84	0.60
5:A:548:ARG:HG3	5:A:571:TYR:CZ	2.37	0.60
5:A:1042:LEU:O	5:A:1089:LEU:N	2.28	0.60
1:K:347:ILE:HD11	1:K:359:PHE:CE1	2.36	0.59
1:K:514:VAL:CB	1:K:517:GLU:HG2	2.31	0.59
1:K:518:LEU:HD11	1:K:535:ALA:HB1	1.84	0.59
2:I:224:ASP:HB3	2:I:355:PRO:HG2	1.84	0.59
2:H:236:ARG:HH21	2:H:240:LYS:HD2	1.67	0.59
2:G:50:VAL:HA	2:G:57:VAL:HA	1.84	0.59
2:G:100:LEU:HD13	2:G:163:LEU:CD2	2.31	0.59
2:G:121:VAL:O	2:G:125:GLY:N	2.32	0.59
1:F:279:LEU:HD23	1:F:282:LYS:NZ	2.17	0.59
4:C:226:SER:OG	4:C:1272:MET:HA	2.01	0.59
4:C:617:GLY:O	4:C:655:MET:HG2	2.02	0.59
4:B:391:LEU:HD23	4:B:403:TYR:HD2	1.64	0.59
4:B:807:THR:N	4:B:808:PRO:HD2	2.16	0.59
5:A:562:LEU:HG	5:A:578:VAL:HG11	1.83	0.59
5:A:584:GLY:H	5:A:587:ASP:HB2	1.66	0.59
5:A:911:ILE:HA	5:A:914:LEU:HD12	1.84	0.59
5:A:1004:ALA:O	5:A:1008:ILE:HD13	2.01	0.59
5:A:1194:LEU:HB3	5:A:1196:TYR:HE1	1.66	0.59
1:K:50:ALA:CA	1:K:57:VAL:HG22	2.31	0.59
1:K:151:SER:HB3	1:F:119:GLU:CB	2.29	0.59
1:K:235:GLU:N	1:K:235:GLU:OE1	2.34	0.59
1:K:405:GLN:HG2	1:K:466:TYR:HD2	1.67	0.59
1:K:520:GLY:O	1:K:613:GLN:HA	2.02	0.59

Continued on next page...

Continued from previous page...

Atom-1	Atom-2	Interatomic distance (Å)	Clash overlap (Å)
2:H:180:VAL:N	2:H:364:LEU:O	2.31	0.59
2:H:303:ASN:HD21	2:H:320:MET:CB	2.14	0.59
1:F:153:ARG:NH2	1:F:156:LEU:HD23	2.14	0.59
1:F:378:PHE:O	1:F:449:ALA:HA	2.02	0.59
3:E:22:ASN:ND2	3:E:25:LEU:HG	2.18	0.59
3:E:180:MET:N	4:B:497:TYR:HH	1.76	0.59
4:C:949:LEU:HB3	4:C:952:ILE:HD12	1.84	0.59
4:C:1121:TYR:O	4:C:1125:GLN:HG2	2.03	0.59
4:B:321:SER:HA	4:B:368:ASP:OD1	2.02	0.59
4:B:603:VAL:HG13	4:B:831:PHE:CD2	2.37	0.59
4:B:852:GLN:O	4:B:996:GLN:HG2	2.02	0.59
4:B:1217:PRO:HG2	4:B:1218:GLN:OE1	2.02	0.59
5:A:401:THR:HG23	5:A:403:ASP:H	1.67	0.59
5:A:832:PRO:HB3	5:A:855:ALA:N	2.16	0.59
5:A:886:VAL:HG23	5:A:919:ALA:HB2	1.82	0.59
5:A:994:ALA:HB3	5:A:1001:LEU:HD21	1.83	0.59
5:A:1155:THR:HG22	5:A:1198:ILE:HG12	1.84	0.59
1:K:46:VAL:O	1:K:149:GLY:N	2.31	0.59
2:I:3:VAL:HG21	2:I:56:GLY:HA3	1.83	0.59
2:G:196:ARG:NE	2:G:355:PRO:HB3	2.17	0.59
3:E:22:ASN:ND2	3:E:25:LEU:H	2.01	0.59
4:C:1150:TYR:HA	4:C:1182:VAL:O	2.03	0.59
4:B:841:ASP:HA	4:B:1004:TYR:CD2	2.28	0.59
5:A:27:LEU:HB2	5:A:109:GLU:O	2.03	0.59
5:A:226:LYS:HD3	5:A:278:ARG:CG	2.29	0.59
5:A:824:VAL:HG22	5:A:845:PRO:HG2	1.84	0.59
5:A:936:ILE:HD11	5:A:1011:LEU:HB2	1.84	0.59
1:K:324:ARG:HG2	1:F:435:SER:HA	1.84	0.59
2:G:49:VAL:O	2:G:58:VAL:N	2.36	0.59
4:C:451:PHE:HB3	4:C:1254:TYR:OH	2.02	0.59
4:B:268:ILE:HA	4:B:304:ILE:HA	1.84	0.59
5:A:242:VAL:HB	5:A:248:ILE:HA	1.82	0.59
5:A:1053:PHE:HB2	5:A:1065:THR:HG23	1.83	0.59
1:K:55:THR:CB	1:K:147:TYR:HB2	2.33	0.59
1:K:650:LYS:CE	1:F:300:ILE:H	2.16	0.59
2:H:185:MET:HG3	2:H:262:THR:HG22	1.84	0.59
1:F:51:ILE:CG1	1:F:64:ARG:HB3	2.31	0.59
1:F:228:LEU:HA	1:F:231:ARG:NE	2.17	0.59
1:F:348:GLN:HB3	1:F:358:HIS:ND1	2.18	0.59
3:E:175:VAL:HA	3:E:178:LEU:CD1	2.31	0.59
4:C:577:ILE:O	4:C:581:LEU:HG	2.02	0.59

Continued on next page...

Continued from previous page...

Atom-1	Atom-2	Interatomic distance (Å)	Clash overlap (Å)
4:C:1083:ILE:HD12	4:C:1125:GLN:HG3	1.84	0.59
4:B:303:ARG:HH11	4:B:1208:SER:HB3	1.67	0.59
4:B:682:HIS:CE1	4:B:1004:TYR:HE1	2.20	0.59
4:B:1047:ILE:HA	4:B:1198:TYR:O	2.02	0.59
1:K:392:TRP:O	1:K:392:TRP:CD1	2.56	0.59
1:K:522:TYR:HB2	1:K:611:ILE:HD13	1.85	0.59
2:G:52:MET:N	2:G:52:MET:SD	2.76	0.59
2:G:218:TRP:HB3	2:G:267:LYS:HG3	1.85	0.59
1:F:178:ILE:O	1:F:182:LEU:HG	2.03	0.59
4:C:622:SER:HB3	4:C:625:ASN:HB2	1.84	0.59
4:C:1078:GLY:H	4:C:1097:GLU:CA	2.15	0.59
4:B:546:ILE:CG2	4:B:822:ILE:HD11	2.24	0.59
4:B:624:GLU:OE1	4:B:624:GLU:HA	2.03	0.59
4:B:755:LEU:HD13	4:B:806:MET:SD	2.41	0.59
4:B:931:LEU:HD22	4:B:984:LEU:HD13	1.85	0.59
4:B:1229:VAL:HG13	4:B:1236:THR:HG21	1.84	0.59
1:K:434:ASP:CA	1:K:441:SER:HA	2.31	0.59
2:I:80:GLN:HA	2:I:83:VAL:CG1	2.33	0.59
2:G:179:LEU:HA	2:G:365:GLY:HA2	1.85	0.59
1:F:348:GLN:HG2	1:F:358:HIS:HB3	1.85	0.59
3:E:43:LEU:CD1	3:E:286:ILE:HD11	2.33	0.59
4:C:690:ASN:HB3	4:C:693:LEU:HD12	1.85	0.59
4:C:1131:LYS:HD3	4:C:1160:TRP:CD2	2.38	0.59
4:B:254:ARG:HG2	4:B:316:PHE:CG	2.37	0.59
5:A:374:GLN:H	5:A:374:GLN:CD	2.05	0.59
5:A:940:LEU:HB2	5:A:951:PHE:CD2	2.37	0.59
2:G:24:SER:OG	1:F:353:THR:HG21	2.02	0.59
4:C:255:LEU:HD11	4:C:923:ILE:HD11	1.85	0.59
4:B:256:VAL:HG13	4:B:372:LEU:HD12	1.85	0.59
4:B:851:ARG:HG3	4:B:851:ARG:NH1	2.17	0.59
5:A:199:PHE:N	5:A:199:PHE:CD1	2.68	0.59
5:A:486:ASP:CB	5:A:529:VAL:HG21	2.31	0.59
5:A:1124:VAL:HG12	5:A:1209:TYR:CD2	2.38	0.59
5:A:1125:ASP:N	5:A:1125:ASP:OD1	2.36	0.59
1:K:347:ILE:HD11	1:K:359:PHE:CZ	2.38	0.59
1:K:433:GLU:O	1:K:442:ILE:N	2.31	0.59
2:I:113:VAL:HG21	2:I:128:LEU:CD2	2.33	0.59
2:I:288:GLY:CA	2:I:291:LYS:HE3	2.29	0.59
2:H:14:LEU:HB2	2:H:45:CYS:HB3	1.84	0.59
2:H:87:PHE:HA	2:H:149:TRP:CE3	2.38	0.59
2:G:168:THR:O	2:G:172:LEU:HG	2.02	0.59

Continued on next page...

Continued from previous page...

Atom-1	Atom-2	Interatomic distance (Å)	Clash overlap (Å)
1:F:53:ASP:OD1	5:A:345:TRP:HD1	1.85	0.59
1:F:384:GLY:HA2	1:F:442:ILE:CG1	2.27	0.59
3:E:270:LEU:HD21	3:E:417:LEU:CD1	2.33	0.59
3:E:272:VAL:HG12	3:E:328:HIS:ND1	2.18	0.59
4:C:765:ARG:CD	4:C:801:LYS:HA	2.32	0.59
4:C:1083:ILE:HG23	4:C:1094:ILE:HA	1.85	0.59
4:C:1087:MET:HE1	4:B:282:ALA:HB2	1.79	0.59
4:C:1246:GLN:HB2	4:C:1250:VAL:HB	1.84	0.59
4:B:746:GLN:HB3	5:A:155:GLN:H	1.57	0.59
4:B:813:GLN:O	4:B:816:PRO:HD2	2.03	0.59
5:A:19:GLU:HA	5:A:276:VAL:N	2.14	0.59
5:A:931:ASP:HB3	5:A:1015:TYR:HE2	1.66	0.59
1:K:304:LEU:HA	1:K:516:ALA:HB3	1.85	0.59
2:H:257:TYR:HA	2:H:342:MET:O	2.02	0.59
2:G:55:LEU:O	2:G:55:LEU:CG	2.49	0.59
1:F:102:VAL:HG13	1:F:163:VAL:HG13	1.85	0.59
1:F:408:ILE:HD13	1:F:418:GLN:HG2	1.85	0.59
4:C:261:GLY:C	4:C:312:SER:HA	2.22	0.59
4:C:398:ASP:HB3	4:C:401:LYS:HD3	1.84	0.59
4:B:524:ASN:ND2	4:B:525:ILE:HG23	2.18	0.59
4:B:762:THR:HG23	4:B:765:ARG:NH2	2.18	0.59
5:A:101:TYR:HB3	5:A:106:TYR:HE1	1.67	0.59
5:A:455:GLN:OE1	5:A:455:GLN:HA	2.03	0.59
5:A:770:ARG:CB	5:A:862:ASN:HA	2.25	0.59
5:A:824:VAL:HG22	5:A:845:PRO:CG	2.33	0.59
5:A:1240:VAL:CG1	5:A:1247:ILE:HB	2.33	0.59
1:K:516:ALA:HB1	1:K:621:LYS:HD2	1.84	0.58
2:I:143:ARG:HG2	2:I:143:ARG:HH11	1.67	0.58
2:I:236:ARG:HA	2:I:239:ARG:HD2	1.85	0.58
2:H:262:THR:HB	2:H:263:PRO:CD	2.33	0.58
2:G:10:GLN:HA	2:G:46:GLY:CA	2.33	0.58
2:G:138:PRO:HA	2:G:143:ARG:HB3	1.85	0.58
1:F:452:TYR:HE1	1:F:457:LEU:HD11	1.67	0.58
3:E:258:ASN:CA	4:C:854:ARG:NH1	2.65	0.58
3:E:333:ARG:NH2	3:E:358:GLU:HB3	2.18	0.58
4:C:1074:VAL:HA	4:C:1107:ASN:O	2.01	0.58
4:C:1082:ARG:HB3	4:B:414:PRO:O	2.03	0.58
4:B:434:PHE:N	4:B:449:ASP:O	2.35	0.58
4:B:599:LEU:HD21	4:B:819:LEU:HD13	1.85	0.58
5:A:587:ASP:O	5:A:591:SER:N	2.33	0.58
5:A:632:LEU:HB3	5:A:664:LEU:O	2.03	0.58

Continued on next page...

Continued from previous page...

Atom-1	Atom-2	Interatomic distance (Å)	Clash overlap (Å)
5:A:921:VAL:HG13	5:A:1020:ARG:HE	1.68	0.58
5:A:1044:ILE:HG22	5:A:1047:PHE:CD1	2.38	0.58
1:K:368:VAL:HG21	1:K:468:LEU:HD23	1.83	0.58
1:K:469:LEU:HA	1:K:489:TRP:HE1	1.68	0.58
2:I:44:VAL:HG11	2:I:61:LEU:HD21	1.84	0.58
2:G:199:GLY:H	2:G:202:ARG:NH1	2.01	0.58
3:E:59:PRO:CG	3:E:393:ARG:HD2	2.34	0.58
4:C:636:LEU:HD13	4:C:648:ALA:CB	2.33	0.58
4:C:717:SER:O	4:C:741:LEU:N	2.33	0.58
4:C:1084:SER:CB	4:C:1093:MET:H	2.14	0.58
4:C:1151:TYR:O	4:C:1183:PRO:HA	2.02	0.58
4:B:353:MET:SD	4:B:353:MET:N	2.77	0.58
4:B:650:MET:O	4:B:654:ASN:N	2.32	0.58
5:A:282:CYS:HB3	5:A:305:SER:HB3	1.85	0.58
1:K:217:LYS:HB3	1:K:672:PHE:HB3	1.85	0.58
1:K:520:GLY:HA2	1:K:612:THR:O	2.02	0.58
2:H:100:LEU:HD13	2:H:163:LEU:HG	1.85	0.58
1:F:324:ARG:NH1	1:F:487:ASP:OD1	2.36	0.58
1:F:374:ALA:HB1	1:F:499:SER:CB	2.33	0.58
1:F:395:ASN:HB2	1:F:432:ALA:HB3	1.83	0.58
3:E:210:ALA:O	3:E:214:GLN:HG3	2.02	0.58
4:C:360:HIS:CD2	4:C:969:VAL:HG22	2.37	0.58
4:C:1115:TRP:HA	4:C:1122:PHE:CE2	2.38	0.58
4:B:472:MET:HE2	4:B:506:PRO:HB2	1.86	0.58
5:A:37:ASN:HB3	5:A:40:ARG:HH21	1.67	0.58
5:A:211:PHE:HA	5:A:214:HIS:CB	2.33	0.58
5:A:816:SER:O	5:A:819:VAL:HB	2.03	0.58
1:K:125:LEU:HG	1:K:185:LEU:HD21	1.85	0.58
1:K:296:ALA:HB1	1:K:546:ILE:HD11	1.84	0.58
2:G:19:PHE:CZ	2:G:291:LYS:HG2	2.39	0.58
1:F:351:ASP:N	1:F:355:THR:O	2.35	0.58
3:E:106:VAL:HG23	4:B:944:PRO:N	2.05	0.58
3:E:171:TRP:CE3	3:E:235:ARG:HD3	2.39	0.58
3:E:386:ASN:N	3:E:386:ASN:HD22	2.01	0.58
4:C:732:LEU:HD13	4:C:1011:VAL:CG1	2.34	0.58
4:B:491:VAL:HG23	4:B:905:ILE:HG22	1.84	0.58
4:B:1096:ASP:HB3	4:B:1100:MET:H	1.66	0.58
5:A:864:ARG:HE	5:A:866:THR:HG23	1.67	0.58
1:K:175:VAL:O	1:K:179:GLN:HG2	2.02	0.58
1:K:178:ILE:O	1:K:182:LEU:HG	2.02	0.58
1:K:453:GLU:HB2	1:K:456:GLN:HE21	1.68	0.58

Continued on next page...

Continued from previous page...

Atom-1	Atom-2	Interatomic distance (Å)	Clash overlap (Å)
1:K:650:LYS:NZ	1:F:299:GLU:HB2	2.18	0.58
2:I:87:PHE:HA	2:I:149:TRP:CE3	2.38	0.58
2:G:197:LEU:HD11	2:G:206:PHE:HE1	1.69	0.58
3:E:108:PRO:O	3:E:112:LEU:N	2.30	0.58
4:C:708:ILE:HA	4:C:711:ARG:NH1	2.18	0.58
4:C:905:ILE:HG23	4:C:909:TYR:CD1	2.38	0.58
4:C:1083:ILE:CD1	4:C:1125:GLN:HG3	2.33	0.58
4:C:1146:TYR:HB2	4:C:1180:PHE:CE1	2.39	0.58
4:B:1056:TRP:HB3	4:B:1062:PRO:HD3	1.85	0.58
4:B:1145:PRO:HG2	4:B:1177:SER:HA	1.85	0.58
4:B:1156:TYR:HD1	4:B:1194:PRO:HB2	1.68	0.58
5:A:430:TRP:CZ3	5:A:1001:LEU:HB2	2.37	0.58
2:H:180:VAL:HG21	2:H:243:VAL:HG12	1.86	0.58
2:H:272:PHE:HA	2:H:281:LYS:O	2.03	0.58
1:F:173:MET:HE1	1:F:174:TYR:CA	2.32	0.58
4:C:478:GLU:HA	4:C:481:TRP:CE3	2.39	0.58
4:B:713:TRP:CD2	4:B:714:PRO:HD2	2.39	0.58
4:B:852:GLN:HA	4:B:995:THR:CA	2.29	0.58
5:A:76:PRO:HG2	5:A:82:TRP:HA	1.84	0.58
5:A:221:LEU:HD21	5:A:252:THR:CG2	2.34	0.58
5:A:721:GLN:HE21	5:A:721:GLN:N	2.01	0.58
5:A:776:ASP:OD2	5:A:777:PRO:HD2	2.02	0.58
1:K:370:LEU:HB2	1:K:466:TYR:C	2.24	0.58
1:K:490:ASP:OD2	1:F:436:SER:CA	2.51	0.58
2:I:288:GLY:HA2	2:I:291:LYS:CE	2.30	0.58
2:G:303:ASN:ND2	2:G:320:MET:HB3	2.18	0.58
1:F:304:LEU:HD23	1:F:621:LYS:HD2	1.84	0.58
3:E:35:SER:O	3:E:41:GLN:HG3	2.03	0.58
4:B:378:PHE:HA	4:B:391:LEU:O	2.03	0.58
4:B:707:GLU:HB3	4:B:711:ARG:NH1	2.18	0.58
4:B:855:ASP:HA	4:B:994:MET:HE3	1.84	0.58
5:A:731:CYS:HA	5:A:734:VAL:HG22	1.85	0.58
5:A:1171:PHE:HB3	5:A:1183:MET:HG2	1.85	0.58
5:A:1240:VAL:HG12	5:A:1247:ILE:HB	1.85	0.58
1:K:384:GLY:H	1:K:443:ILE:HB	1.68	0.58
2:G:170:LEU:HA	2:G:173:MET:CE	2.32	0.58
3:E:52:LEU:HD21	3:E:281:MET:HB3	1.86	0.58
3:E:229:HIS:HD2	3:E:231:GLN:HB2	1.68	0.58
4:C:236:SER:HA	4:C:248:LEU:HB2	1.86	0.58
4:C:1170:ILE:HG12	4:C:1175:ILE:HG13	1.86	0.58
5:A:13:LEU:HB3	5:A:311:GLY:O	2.03	0.58

Continued on next page...

Continued from previous page...

Atom-1	Atom-2	Interatomic distance (Å)	Clash overlap (Å)
5:A:483:LEU:CA	5:A:529:VAL:HG22	2.28	0.58
5:A:1075:GLN:CB	5:A:1092:VAL:HB	2.27	0.58
1:K:250:MET:HA	1:K:257:VAL:HG22	1.84	0.58
1:K:282:LYS:HE2	1:K:640:LEU:HD12	1.86	0.58
1:K:382:LEU:HD21	1:K:488:VAL:HB	1.84	0.58
1:F:121:ASN:CB	1:F:185:LEU:HD13	2.33	0.58
3:E:93:ARG:HA	3:E:107:ALA:HB2	1.84	0.58
3:E:158:PHE:CE1	3:E:401:GLN:HG2	2.39	0.58
4:B:427:VAL:HG23	4:B:1235:LEU:O	2.04	0.58
4:B:973:MET:HA	4:B:973:MET:HE2	1.85	0.58
4:B:1171:THR:HB	4:B:1174:SER:O	2.04	0.58
5:A:106:TYR:CB	5:A:109:GLU:HB2	2.34	0.58
5:A:599:LEU:HD13	5:A:631:ILE:CD1	2.33	0.58
5:A:1068:VAL:HA	5:A:1071:ALA:CB	2.31	0.58
1:K:377:ARG:HA	1:K:451:ASN:HA	1.85	0.58
1:K:395:ASN:HB2	1:K:432:ALA:HB3	1.86	0.58
1:K:404:PHE:CD1	1:K:467:TYR:HB2	2.39	0.58
2:H:20:GLU:HG2	2:H:22:ARG:HD2	1.84	0.58
3:E:123:ARG:HA	3:E:123:ARG:NE	2.18	0.58
4:C:454:SER:N	4:C:1253:LEU:O	2.35	0.58
4:B:298:GLU:HB3	4:B:1215:SER:HB3	1.86	0.58
4:B:533:GLN:HE21	4:B:537:GLN:NE2	2.02	0.58
4:B:549:LEU:HD12	4:B:890:LYS:O	2.04	0.58
4:B:851:ARG:HG3	4:B:851:ARG:HH11	1.69	0.58
5:A:615:LYS:HA	5:A:652:PHE:HA	1.86	0.58
5:A:670:VAL:O	5:A:674:LEU:HG	2.04	0.58
2:H:290:ALA:HA	2:H:293:LYS:HD2	1.85	0.57
1:F:375:PRO:C	1:F:498:LEU:HB2	2.24	0.57
1:F:397:LYS:HB3	1:F:472:PHE:CD2	2.38	0.57
4:C:732:LEU:HB3	4:C:1011:VAL:HG21	1.86	0.57
4:B:1001:TYR:O	4:B:1008:THR:HA	2.03	0.57
4:B:1110:PHE:HB2	4:B:1137:ILE:HG21	1.85	0.57
5:A:616:ILE:HD11	5:A:640:LEU:HD22	1.86	0.57
5:A:1205:ASP:OD1	5:A:1205:ASP:N	2.37	0.57
2:H:169:ALA:O	2:H:173:MET:HG3	2.04	0.57
2:H:239:ARG:HD2	2:H:365:GLY:OXT	2.04	0.57
1:F:228:LEU:HD23	1:F:228:LEU:H	1.69	0.57
1:F:338:PRO:O	1:F:341:MET:HG2	2.05	0.57
3:E:55:SER:N	3:E:58:VAL:O	2.38	0.57
4:C:596:ALA:HA	4:C:599:LEU:HD12	1.86	0.57
4:C:1082:ARG:HG2	4:B:413:THR:C	2.24	0.57

Continued on next page...

Continued from previous page...

Atom-1	Atom-2	Interatomic distance (Å)	Clash overlap (Å)
5:A:7:VAL:HG23	5:A:334:ILE:HA	1.85	0.57
5:A:426:TYR:HB2	5:A:695:GLY:H	1.67	0.57
5:A:626:TYR:CZ	5:A:631:ILE:HD11	2.39	0.57
2:H:100:LEU:HB2	2:H:159:LEU:CD1	2.34	0.57
2:G:116:GLU:CD	2:G:116:GLU:H	2.07	0.57
3:E:330:PHE:CB	3:E:407:THR:HG23	2.34	0.57
4:C:381:ASP:HB2	4:C:391:LEU:HG	1.86	0.57
4:C:1149:HIS:N	4:C:1180:PHE:O	2.34	0.57
4:B:520:ILE:HD12	4:B:986:PRO:HG2	1.86	0.57
5:A:92:VAL:O	5:A:96:GLU:HG2	2.04	0.57
5:A:422:LEU:HD11	5:A:792:PRO:HG2	1.86	0.57
5:A:745:GLU:HB2	5:A:750:ARG:CG	2.34	0.57
5:A:1130:TRP:CG	5:A:1216:LEU:HD22	2.39	0.57
1:K:71:ILE:O	1:K:71:ILE:CG2	2.51	0.57
1:K:352:ASN:HD21	2:H:64:LYS:HB2	1.56	0.57
1:K:359:PHE:CZ	1:K:402:ILE:HG21	2.38	0.57
1:K:376:MET:HB3	1:K:378:PHE:CZ	2.39	0.57
1:K:507:GLY:O	2:G:316:GLY:O	2.22	0.57
3:E:313:SER:O	3:E:316:ILE:HG13	2.04	0.57
4:C:331:ASN:HA	4:C:333:HIS:CE1	2.39	0.57
4:C:398:ASP:O	4:C:402:TRP:N	2.30	0.57
4:C:708:ILE:HG12	4:C:711:ARG:HH12	1.70	0.57
4:C:775:LEU:HD23	4:C:775:LEU:C	2.25	0.57
4:C:1045:ILE:HG22	4:C:1201:SER:HA	1.86	0.57
4:B:999:ILE:HG22	4:B:1011:VAL:HB	1.84	0.57
4:B:1033:HIS:CD2	4:B:1248:PRO:HG2	2.40	0.57
4:B:1083:ILE:HA	4:B:1094:ILE:HA	1.86	0.57
5:A:171:LYS:HD2	5:A:190:LYS:HG3	1.86	0.57
5:A:224:TYR:HE2	5:A:367:TYR:HE2	1.53	0.57
5:A:535:GLN:CB	5:A:537:LYS:HG2	2.30	0.57
5:A:608:PRO:HA	5:A:659:HIS:CB	2.35	0.57
5:A:826:LEU:HD12	5:A:827:ASP:N	2.20	0.57
5:A:1127:THR:HB	5:A:1146:THR:HG1	1.70	0.57
5:A:1243:SER:OG	5:A:1283:ASP:HB3	2.05	0.57
2:I:136:VAL:O	2:I:143:ARG:HD3	2.05	0.57
2:G:1:MET:O	2:G:72:ARG:HB3	2.05	0.57
1:F:51:ILE:HA	1:F:64:ARG:CD	2.27	0.57
3:E:16:LEU:HD12	3:E:20:PRO:HG3	1.85	0.57
4:C:504:LEU:HG	4:C:506:PRO:HD3	1.86	0.57
4:C:862:LEU:HD22	4:B:443:ALA:HA	1.85	0.57
4:B:258:TRP:HA	4:B:372:LEU:O	2.05	0.57

Continued on next page...

Continued from previous page...

Atom-1	Atom-2	Interatomic distance (Å)	Clash overlap (Å)
4:B:276:VAL:HG13	4:B:277:PRO:HA	1.86	0.57
4:B:1156:TYR:CD1	4:B:1194:PRO:HB2	2.40	0.57
4:B:1209:LEU:HG	4:B:1225:LYS:HG2	1.86	0.57
5:A:513:ALA:N	5:A:573:PHE:O	2.38	0.57
5:A:980:THR:HB	5:A:1115:GLY:HA2	1.86	0.57
5:A:1019:MET:CE	5:A:1021:ILE:HD11	2.34	0.57
1:K:63:LEU:HD12	1:K:152:ALA:CA	2.35	0.57
2:I:220:VAL:CG1	2:I:264:ILE:HG23	2.35	0.57
2:G:158:ASP:HB2	2:G:162:LYS:HE3	1.86	0.57
3:E:165:ARG:HD3	3:E:214:GLN:OE1	2.05	0.57
4:C:267:LYS:HD3	4:C:310:TRP:CD2	2.40	0.57
4:C:336:LYS:HB3	4:C:349:ALA:CB	2.34	0.57
4:C:417:SER:OG	4:C:420:CYS:SG	2.48	0.57
4:C:765:ARG:HG3	4:C:765:ARG:HH11	1.69	0.57
4:C:1054:HIS:HB2	4:C:1056:TRP:NE1	2.19	0.57
4:C:1082:ARG:CD	4:B:416:VAL:HA	2.33	0.57
4:B:1104:PHE:HA	4:B:1108:TRP:CH2	2.39	0.57
5:A:526:GLN:HA	5:A:554:VAL:HG23	1.86	0.57
5:A:741:ILE:HG22	5:A:754:ILE:HG12	1.87	0.57
5:A:851:ILE:HA	5:A:871:ASP:HA	1.86	0.57
5:A:951:PHE:O	5:A:955:GLY:N	2.37	0.57
1:K:279:LEU:HB3	1:K:282:LYS:HE2	1.85	0.57
2:I:3:VAL:HG11	2:I:58:VAL:CG1	2.27	0.57
1:F:99:PRO:HB2	1:F:168:PRO:CD	2.35	0.57
3:E:81:ARG:HB3	3:E:82:PRO:HD2	1.85	0.57
4:C:1230:GLU:O	4:C:1246:GLN:NE2	2.35	0.57
1:K:358:HIS:HD2	1:K:477:ALA:HB2	1.69	0.57
1:K:490:ASP:OD2	1:F:436:SER:CB	2.52	0.57
2:G:161:THR:O	2:G:165:GLN:HG2	2.05	0.57
3:E:185:HIS:CE1	4:B:500:SER:CA	2.88	0.57
3:E:224:TYR:CE2	3:E:335:MET:HG2	2.40	0.57
4:C:264:THR:CG2	4:C:311:ALA:HB3	2.35	0.57
4:C:418:LYS:HB2	4:C:1214:SER:O	2.05	0.57
4:B:378:PHE:CB	4:B:390:ASN:HB3	2.35	0.57
4:B:1108:TRP:O	4:B:1137:ILE:HA	2.04	0.57
5:A:18:ILE:HG22	5:A:275:PRO:HA	1.85	0.57
5:A:204:TYR:CE2	5:A:231:HIS:HB3	2.40	0.57
5:A:252:THR:HA	5:A:255:MET:HE2	1.87	0.57
5:A:549:GLN:CB	5:A:557:GLY:HA2	2.33	0.57
5:A:1136:PHE:HD2	5:A:1228:LEU:HB3	1.69	0.57
1:K:293:VAL:CG2	1:K:635:LEU:HD12	2.34	0.57

Continued on next page...

Continued from previous page...

Atom-1	Atom-2	Interatomic distance (Å)	Clash overlap (Å)
1:K:450:TYR:CE2	1:K:452:TYR:HB2	2.40	0.57
1:K:559:ASP:CA	1:K:597:SER:HB3	2.35	0.57
2:I:197:LEU:HB2	2:I:202:ARG:HG2	1.85	0.57
2:I:302:VAL:HG13	2:I:306:TRP:CD1	2.40	0.57
2:H:78:ARG:HB2	2:H:81:ASP:OD2	2.05	0.57
2:H:263:PRO:HA	2:H:268:MET:C	2.24	0.57
2:G:186:ARG:HG3	2:G:248:ASP:HB3	1.85	0.57
1:F:148:VAL:HG21	1:F:163:VAL:HG21	1.87	0.57
1:F:595:ILE:HA	1:F:598:ARG:HD2	1.87	0.57
3:E:258:ASN:CB	4:C:854:ARG:NH2	2.63	0.57
4:C:836:VAL:HG23	4:C:836:VAL:O	2.05	0.57
4:C:1042:ARG:HA	4:C:1143:ALA:HA	1.86	0.57
4:B:591:PHE:CE2	4:B:595:LEU:HD11	2.40	0.57
4:B:920:ARG:HD2	4:B:920:ARG:O	2.03	0.57
4:B:987:LEU:N	4:B:987:LEU:HD23	2.20	0.57
5:A:46:LEU:O	5:A:55:VAL:N	2.37	0.57
5:A:257:LEU:O	5:A:261:LEU:HG	2.04	0.57
5:A:549:GLN:HB3	5:A:557:GLY:CA	2.34	0.57
5:A:1134:LEU:HD22	5:A:1141:THR:HG21	1.85	0.57
2:G:92:THR:HG22	2:G:96:LYS:HD2	1.87	0.57
2:G:251:HIS:HB3	2:G:254:LEU:HG	1.87	0.57
3:E:218:SER:O	3:E:222:LEU:HG	2.05	0.57
4:C:394:LEU:HD12	4:C:402:TRP:CD1	2.39	0.57
4:C:607:VAL:HG23	4:C:876:ALA:HB2	1.87	0.57
4:B:533:GLN:N	4:B:534:PRO:HD2	2.20	0.57
5:A:60:PHE:N	5:A:60:PHE:CD1	2.72	0.57
5:A:78:ALA:HB3	5:A:81:ASP:HB2	1.85	0.57
5:A:218:ALA:HB1	5:A:236:GLY:N	2.20	0.57
5:A:279:LEU:HD13	5:A:361:VAL:HA	1.85	0.57
5:A:552:TYR:HA	5:A:559:ILE:CG2	2.34	0.57
1:K:299:GLU:CD	1:K:299:GLU:N	2.51	0.56
1:K:341:MET:HA	1:K:341:MET:HE3	1.86	0.56
2:I:73:CYS:SG	2:I:75:GLN:HG3	2.45	0.56
2:I:116:GLU:H	2:I:116:GLU:CD	2.07	0.56
2:H:48:ALA:HB1	2:H:57:VAL:CG1	2.28	0.56
2:G:24:SER:HB3	1:F:353:THR:HG21	1.87	0.56
4:C:354:PHE:HB2	4:C:953:PRO:HG2	1.87	0.56
4:C:955:LEU:HD12	4:C:955:LEU:C	2.25	0.56
4:B:437:ALA:H	4:B:445:SER:HB3	1.70	0.56
4:B:493:VAL:HA	4:B:1273:GLY:HA2	1.87	0.56
4:B:602:GLY:HA3	4:B:831:PHE:HD2	1.68	0.56

Continued on next page...

Continued from previous page...

Atom-1	Atom-2	Interatomic distance (Å)	Clash overlap (Å)
4:B:1115:TRP:O	4:B:1119:THR:N	2.37	0.56
5:A:225:ASP:HB3	5:A:278:ARG:HD2	1.87	0.56
5:A:705:GLY:O	5:A:758:ARG:HG2	2.05	0.56
5:A:708:THR:HB	5:A:755:THR:HA	1.86	0.56
5:A:742:ALA:HA	5:A:787:ILE:CB	2.29	0.56
1:K:321:TYR:O	1:K:493:LEU:HB3	2.04	0.56
1:K:337:ILE:HG13	1:K:411:GLU:HA	1.87	0.56
1:K:650:LYS:NZ	1:F:300:ILE:H	2.02	0.56
4:B:604:VAL:CG1	4:B:875:LEU:HB2	2.34	0.56
5:A:198:ALA:CB	5:A:234:LEU:HA	2.35	0.56
5:A:220:VAL:O	5:A:285:LEU:HA	2.04	0.56
5:A:632:LEU:N	5:A:633:PRO:CD	2.68	0.56
1:K:338:PRO:O	1:K:341:MET:HG2	2.05	0.56
1:K:400:GLY:HA2	1:K:427:TYR:HA	1.86	0.56
1:K:506:LYS:HB3	2:G:311:ILE:CA	2.26	0.56
1:K:523:THR:H	1:K:526:SER:HB2	1.69	0.56
2:G:90:ARG:HH22	2:G:152:PRO:HA	1.70	0.56
2:G:334:VAL:HG23	2:G:335:LEU:HG	1.88	0.56
1:F:140:LEU:N	1:F:140:LEU:HD12	2.20	0.56
4:C:283:TYR:HB2	4:C:290:TYR:HB2	1.88	0.56
4:C:339:LEU:HD21	4:C:965:PHE:HB2	1.87	0.56
4:C:429:ASN:HD22	4:C:429:ASN:N	2.01	0.56
4:B:468:ARG:HH21	4:B:922:MET:HE3	1.69	0.56
4:B:849:VAL:O	4:B:868:ASN:HA	2.06	0.56
5:A:596:GLU:HG2	5:A:626:TYR:CD2	2.41	0.56
5:A:757:ARG:HG3	5:A:757:ARG:HH11	1.70	0.56
5:A:1043:VAL:CG1	5:A:1086:GLU:HB3	2.35	0.56
5:A:1134:LEU:HB3	5:A:1187:LEU:HD11	1.85	0.56
1:K:375:PRO:HD3	1:K:454:PRO:CG	2.34	0.56
1:F:450:TYR:CE2	1:F:452:TYR:HB2	2.40	0.56
1:F:514:VAL:O	1:F:518:LEU:HG	2.04	0.56
4:C:380:GLN:HE21	4:C:388:GLY:HA2	1.70	0.56
4:C:528:ASN:ND2	4:C:530:THR:H	2.03	0.56
4:C:825:MET:SD	4:C:908:MET:HG2	2.46	0.56
4:C:1048:GLY:HA3	4:C:1136:ARG:HE	1.70	0.56
4:C:1057:SER:OG	4:C:1058:PRO:HD2	2.05	0.56
4:C:1066:VAL:HB	4:C:1200:ILE:HD11	1.86	0.56
4:C:1086:GLY:HA3	4:C:1090:ALA:O	2.06	0.56
4:C:1189:ASP:OD1	4:C:1221:ALA:HB2	2.04	0.56
4:B:673:ARG:HE	4:B:674:ARG:HH12	1.53	0.56
4:B:822:ILE:HG22	4:B:826:LEU:CD2	2.33	0.56

Continued on next page...

Continued from previous page...

Atom-1	Atom-2	Interatomic distance (Å)	Clash overlap (Å)
5:A:635:ILE:CG2	5:A:658:VAL:HG22	2.33	0.56
5:A:710:SER:HA	5:A:753:THR:HA	1.87	0.56
5:A:712:GLU:N	5:A:712:GLU:CD	2.59	0.56
5:A:1081:ASP:HB3	5:A:1086:GLU:H	1.69	0.56
1:K:517:GLU:CB	2:G:313:TYR:CD2	2.60	0.56
1:K:525:GLU:HG3	1:F:447:SER:HB2	0.72	0.56
2:H:206:PHE:CE2	2:H:267:LYS:HB3	2.40	0.56
2:G:26:TYR:HD1	2:G:32:TRP:CD1	2.23	0.56
4:C:265:SER:CA	4:C:308:THR:HA	2.34	0.56
4:C:295:PRO:HG2	4:C:408:PRO:HA	1.88	0.56
4:C:321:SER:HA	4:C:368:ASP:OD1	2.06	0.56
4:C:1085:PHE:CD2	4:B:285:PHE:HB2	2.41	0.56
4:B:244:THR:O	4:B:248:LEU:HG	2.06	0.56
4:B:556:ILE:O	4:B:559:THR:HG22	2.06	0.56
5:A:380:ARG:NH1	5:A:382:SER:HB2	2.20	0.56
5:A:631:ILE:HA	5:A:634:ASN:ND2	2.20	0.56
5:A:1257:LEU:HD22	5:A:1263:VAL:CG2	2.35	0.56
1:K:149:GLY:HA3	1:K:155:ALA:HB2	1.87	0.56
1:K:284:LYS:HE2	1:K:284:LYS:O	2.05	0.56
2:G:91:VAL:HG11	2:G:210:PHE:HB3	1.87	0.56
2:G:299:VAL:HG21	2:G:324:TYR:HD1	1.69	0.56
1:F:544:SER:HA	1:F:607:PRO:CG	2.36	0.56
3:E:50:ARG:HH11	3:E:50:ARG:CB	1.96	0.56
3:E:170:MET:HG2	3:E:211:ARG:CB	2.26	0.56
4:C:461:ILE:HA	4:C:464:ARG:CD	2.30	0.56
4:C:521:ARG:HD2	4:C:828:PHE:CE1	2.41	0.56
4:C:721:TYR:N	4:C:737:GLU:O	2.33	0.56
4:C:844:PRO:HB3	4:C:1001:TYR:CD1	2.41	0.56
4:C:1087:MET:CE	4:B:282:ALA:CB	2.54	0.56
4:B:782:GLN:N	4:B:783:PRO:CD	2.68	0.56
5:A:171:LYS:CD	5:A:190:LYS:HG3	2.36	0.56
5:A:201:SER:HB3	5:A:207:LEU:CG	2.34	0.56
5:A:1155:THR:HG21	5:A:1198:ILE:HG12	1.88	0.56
1:K:346:GLN:HA	1:K:360:ASN:CA	2.35	0.56
1:K:379:VAL:HG22	1:K:449:ALA:CB	2.36	0.56
1:K:615:ALA:HB3	1:K:618:LEU:HB2	1.87	0.56
2:I:48:ALA:HA	2:I:60:SER:HA	1.87	0.56
2:G:109:MET:SD	2:G:131:LEU:HB2	2.45	0.56
2:G:162:LYS:HB3	2:G:166:TYR:CE1	2.40	0.56
2:G:248:ASP:HB3	2:G:347:THR:HG22	1.87	0.56
1:F:153:ARG:HH11	1:F:153:ARG:CB	2.19	0.56

Continued on next page...

Continued from previous page...

Atom-1	Atom-2	Interatomic distance (Å)	Clash overlap (Å)
4:C:740:LEU:HB3	4:C:835:TYR:CD1	2.41	0.56
4:B:747:PRO:CG	5:A:154:SER:CA	2.44	0.56
5:A:434:ALA:HB1	5:A:644:PHE:O	2.06	0.56
5:A:991:THR:HB	5:A:1001:LEU:HD22	1.87	0.56
5:A:1099:TYR:HB2	5:A:1117:PHE:CZ	2.40	0.56
1:K:101:VAL:HB	1:K:166:ILE:HG22	1.88	0.56
1:K:367:VAL:HG22	1:K:410:PHE:CE2	2.41	0.56
2:G:292:LEU:CD2	2:G:331:ALA:HB2	2.34	0.56
2:G:309:GLU:CD	2:G:309:GLU:N	2.59	0.56
1:F:566:VAL:CG2	1:F:567:PRO:HD3	2.36	0.56
4:C:1041:ALA:HB3	4:C:1144:TYR:CE1	2.40	0.56
4:C:1104:PHE:HD2	4:C:1126:PHE:HD2	1.51	0.56
4:C:1130:ILE:HG22	4:C:1160:TRP:HZ3	1.71	0.56
4:B:293:GLN:NE2	4:B:401:LYS:HA	2.21	0.56
4:B:823:ALA:HB3	4:B:824:PRO:HD3	1.88	0.56
5:A:922:VAL:C	5:A:923:LEU:HD12	2.26	0.56
5:A:1258:PRO:CB	5:A:1261:TRP:HB2	2.35	0.56
1:K:324:ARG:NH1	1:K:487:ASP:OD1	2.39	0.56
2:H:257:TYR:CD1	2:H:344:SER:HB2	2.41	0.56
4:C:493:VAL:HG12	4:C:1271:VAL:HG22	1.87	0.56
4:C:1087:MET:HE1	4:B:282:ALA:CB	1.79	0.56
4:C:1151:TYR:HB3	4:C:1181:MET:HG2	1.88	0.56
4:B:347:ARG:HB3	4:B:1176:PRO:CB	2.34	0.56
4:B:363:LEU:O	4:B:367:LEU:HG	2.05	0.56
4:B:573:PRO:HB3	4:B:623:LEU:HD21	1.86	0.56
4:B:1231:ARG:HH21	4:B:1251:VAL:H	1.54	0.56
5:A:80:ASP:HA	5:A:83:GLU:OE1	2.05	0.56
5:A:165:GLU:HG2	5:A:197:LYS:CB	2.25	0.56
5:A:1147:VAL:HG21	5:A:1153:LEU:HD11	1.88	0.56
1:K:273:SER:N	1:K:276:ALA:O	2.39	0.56
2:G:309:GLU:N	2:G:309:GLU:OE1	2.24	0.56
3:E:86:TRP:O	3:E:96:TRP:HB2	2.06	0.56
3:E:246:ASP:HB3	3:E:249:GLU:CB	2.30	0.56
4:C:844:PRO:HB3	4:C:1001:TYR:CE1	2.41	0.56
4:B:846:MET:HB3	4:B:1002:GLN:HB3	1.88	0.56
4:B:1061:PRO:HB2	4:B:1062:PRO:HD2	1.88	0.56
5:A:70:THR:HA	5:A:73:TYR:CD1	2.41	0.56
5:A:778:ARG:HD2	5:A:778:ARG:C	2.24	0.56
1:K:461:ASP:OD2	1:K:462:PRO:HD2	2.07	0.55
2:I:310:LYS:HE2	1:F:517:GLU:OE2	2.06	0.55
2:H:100:LEU:HA	2:H:163:LEU:HD21	1.88	0.55

Continued on next page...

Continued from previous page...

Atom-1	Atom-2	Interatomic distance (Å)	Clash overlap (Å)
2:H:307:GLY:HA3	2:H:310:LYS:HE3	1.88	0.55
2:G:49:VAL:N	2:G:59:GLY:O	2.29	0.55
2:G:179:LEU:HD22	2:G:365:GLY:HA3	1.88	0.55
4:C:580:LYS:HE2	4:C:624:GLU:CG	2.36	0.55
4:B:606:THR:N	4:B:640:THR:OG1	2.37	0.55
4:B:848:GLY:HA3	4:B:868:ASN:HB2	1.88	0.55
4:B:864:LEU:HD21	4:B:1000:GLN:HB3	1.87	0.55
4:B:1186:SER:C	4:B:1221:ALA:HB3	2.27	0.55
5:A:200:TYR:CG	5:A:232:HIS:HB3	2.40	0.55
5:A:837:LEU:C	5:A:837:LEU:CD2	2.75	0.55
5:A:990:TRP:CH2	5:A:1006:ILE:HG12	2.42	0.55
1:K:48:TRP:HB2	1:K:155:ALA:HB1	1.88	0.55
1:K:337:ILE:CG1	1:K:411:GLU:HA	2.36	0.55
1:K:514:VAL:CG1	1:K:517:GLU:HG2	2.36	0.55
2:H:19:PHE:CZ	2:H:291:LYS:HG2	2.41	0.55
2:H:273:SER:H	2:H:281:LYS:H	1.52	0.55
2:H:364:LEU:O	2:H:364:LEU:HD12	2.05	0.55
2:G:20:GLU:HB3	2:G:22:ARG:HG2	1.89	0.55
2:G:32:TRP:HH2	2:G:49:VAL:HG13	1.70	0.55
1:F:112:THR:O	1:F:116:MET:HG2	2.06	0.55
1:F:283:SER:HB2	1:F:640:LEU:HD11	1.87	0.55
4:C:763:ASN:C	4:C:763:ASN:HD22	2.09	0.55
4:C:1082:ARG:CA	4:B:414:PRO:C	2.64	0.55
4:B:935:VAL:HA	4:B:938:ILE:HG12	1.88	0.55
4:B:1048:GLY:N	4:B:1198:TYR:O	2.40	0.55
5:A:172:TYR:HD1	5:A:190:LYS:HB2	1.68	0.55
5:A:344:LEU:HD23	5:A:344:LEU:N	2.22	0.55
5:A:365:THR:HG21	5:A:369:TYR:CD2	2.41	0.55
5:A:825:VAL:HB	5:A:846:VAL:HA	1.87	0.55
5:A:828:LEU:HD12	5:A:888:CYS:HB2	1.88	0.55
5:A:1170:LYS:HD3	5:A:1171:PHE:CE1	2.41	0.55
1:K:125:LEU:O	1:K:129:ARG:N	2.40	0.55
2:I:113:VAL:HG21	2:I:128:LEU:HD21	1.86	0.55
1:F:540:ILE:HD13	1:F:608:SER:HB2	1.87	0.55
1:F:606:ASP:CG	1:F:609:THR:HG23	2.27	0.55
4:C:331:ASN:HB3	4:C:334:LEU:HD12	1.88	0.55
4:C:332:ILE:HG12	4:C:348:GLY:H	1.71	0.55
4:C:807:THR:O	4:C:811:LEU:HG	2.06	0.55
4:C:1043:GLY:N	4:C:1142:GLY:O	2.30	0.55
4:C:1087:MET:H	4:C:1090:ALA:HB3	1.70	0.55
4:B:243:LYS:O	4:B:247:LEU:HG	2.06	0.55

Continued on next page...

Continued from previous page...

Atom-1	Atom-2	Interatomic distance (Å)	Clash overlap (Å)
4:B:265:SER:HA	4:B:308:THR:HA	1.89	0.55
4:B:836:VAL:HB	4:B:839:ASP:CB	2.33	0.55
4:B:864:LEU:CD1	4:B:868:ASN:HB3	2.37	0.55
4:B:871:VAL:HG12	4:B:872:GLY:N	2.20	0.55
5:A:422:LEU:O	5:A:698:ASP:N	2.39	0.55
5:A:562:LEU:HG	5:A:578:VAL:CG1	2.36	0.55
5:A:704:THR:HA	5:A:758:ARG:O	2.06	0.55
5:A:705:GLY:HA3	5:A:758:ARG:NH2	2.22	0.55
5:A:954:PHE:HB3	5:A:956:ARG:NE	2.22	0.55
5:A:1193:TYR:CZ	5:A:1286:LEU:HB2	2.41	0.55
1:K:228:LEU:O	1:K:232:TYR:N	2.39	0.55
1:K:450:TYR:CE1	2:H:62:GLN:CB	2.74	0.55
1:K:549:ALA:HB1	1:K:635:LEU:HD11	1.89	0.55
1:K:664:PHE:C	1:K:664:PHE:CD1	2.80	0.55
2:I:312:ARG:O	1:F:506:LYS:O	2.24	0.55
2:H:318:GLY:HA3	2:H:322:GLY:HA3	1.87	0.55
2:G:206:PHE:HE2	2:G:267:LYS:HB3	1.71	0.55
2:G:268:MET:SD	2:G:269:PRO:CD	2.95	0.55
3:E:163:TYR:HE1	3:E:269:SER:HB2	1.71	0.55
3:E:182:TYR:O	4:B:500:SER:HB3	2.05	0.55
4:C:924:THR:HG23	4:C:984:LEU:CD2	2.36	0.55
5:A:3:ASN:O	5:A:341:GLU:HG3	2.06	0.55
5:A:6:GLY:HA3	5:A:333:GLN:O	2.05	0.55
5:A:165:GLU:HB2	5:A:199:PHE:CD1	2.41	0.55
5:A:705:GLY:HA3	5:A:758:ARG:CZ	2.37	0.55
5:A:743:ILE:HG23	5:A:752:LEU:HB2	1.88	0.55
5:A:823:ASP:O	5:A:844:SER:HB3	2.06	0.55
5:A:1103:ALA:CB	5:A:1114:LEU:HD21	2.33	0.55
5:A:1136:PHE:CD2	5:A:1228:LEU:HD22	2.41	0.55
1:K:210:CYS:HG	1:K:211:PRO:CD	2.02	0.55
1:K:513:VAL:HG11	1:K:535:ALA:CB	2.36	0.55
2:I:196:ARG:HG3	2:I:355:PRO:CB	2.33	0.55
2:G:178:ASP:CB	2:G:240:LYS:HE3	2.37	0.55
2:G:185:MET:HG2	2:G:223:TYR:CE1	2.42	0.55
1:F:521:SER:HA	1:F:613:GLN:HE22	1.71	0.55
4:C:218:ARG:HH21	4:C:239:VAL:HG22	1.71	0.55
4:C:1085:PHE:CB	4:B:285:PHE:CD1	2.75	0.55
5:A:26:THR:HB	5:A:108:ASN:O	2.07	0.55
5:A:156:PHE:O	5:A:156:PHE:HD2	1.90	0.55
5:A:417:LEU:HD22	5:A:711:ILE:HG13	1.88	0.55
5:A:705:GLY:O	5:A:758:ARG:N	2.31	0.55

Continued on next page...

Continued from previous page...

Atom-1	Atom-2	Interatomic distance (Å)	Clash overlap (Å)
5:A:927:ASN:HB3	5:A:949:TYR:HE1	1.72	0.55
5:A:1158:ARG:HG3	5:A:1158:ARG:HH11	1.72	0.55
1:K:145:ASP:HB3	1:K:161:LYS:HG2	1.87	0.55
1:K:344:LEU:HA	1:K:362:ARG:HA	1.89	0.55
1:K:352:ASN:CB	2:H:64:LYS:CD	2.81	0.55
2:H:236:ARG:NH1	2:H:365:GLY:HA3	2.21	0.55
2:G:257:TYR:HB3	2:G:344:SER:N	2.21	0.55
1:F:668:VAL:O	1:F:672:PHE:N	2.39	0.55
3:E:90:ARG:HD2	3:E:93:ARG:N	2.21	0.55
3:E:177:GLN:CB	4:B:497:TYR:CG	2.79	0.55
3:E:258:ASN:HD22	4:C:854:ARG:HH11	1.52	0.55
4:C:841:ASP:HB3	4:C:1005:ASN:CB	2.25	0.55
4:B:504:LEU:CB	4:B:1264:THR:HG22	2.26	0.55
4:B:959:ALA:HB2	4:B:993:ARG:HH22	1.72	0.55
5:A:199:PHE:O	5:A:233:TYR:N	2.40	0.55
5:A:221:LEU:HD21	5:A:252:THR:HG23	1.88	0.55
5:A:694:PHE:C	5:A:694:PHE:CD2	2.80	0.55
5:A:986:TYR:CG	5:A:986:TYR:O	2.59	0.55
1:K:251:ASP:O	1:K:255:GLY:N	2.34	0.55
3:E:244:ARG:HG2	3:E:336:VAL:HG13	1.89	0.55
4:C:466:MET:HE3	4:C:469:LEU:HB2	1.89	0.55
4:C:476:PRO:HD3	4:C:505:MET:SD	2.46	0.55
4:B:663:PRO:O	4:B:687:CYS:SG	2.65	0.55
4:B:768:VAL:O	4:B:772:MET:HG3	2.06	0.55
4:B:821:VAL:O	4:B:824:PRO:HD2	2.06	0.55
4:B:1109:ILE:HD13	4:B:1138:ARG:HB3	1.88	0.55
5:A:606:THR:HB	5:A:659:HIS:CE1	2.41	0.55
5:A:1172:GLN:N	5:A:1184:ASN:O	2.35	0.55
1:K:43:PRO:HB2	1:K:102:VAL:HG12	1.88	0.55
1:K:46:VAL:HG13	1:K:65:ARG:HD2	1.89	0.55
1:K:49:ILE:CD1	1:K:53:ASP:CB	2.76	0.55
1:K:550:ILE:HD12	1:K:603:PHE:CE2	2.41	0.55
2:G:133:TRP:HB2	2:G:220:VAL:HB	1.88	0.55
1:F:213:GLN:CB	1:F:674:ALA:HB1	2.34	0.55
1:F:284:LYS:HE2	1:F:288:GLN:HG3	1.88	0.55
3:E:90:ARG:O	3:E:116:ALA:HA	2.06	0.55
3:E:271:PHE:N	3:E:271:PHE:CD1	2.75	0.55
4:C:257:THR:O	4:C:372:LEU:HB2	2.05	0.55
4:C:340:ASN:ND2	4:C:349:ALA:HB1	2.22	0.55
4:C:951:TRP:CZ3	4:C:1143:ALA:HB2	2.41	0.55
4:C:994:MET:CE	4:C:997:LEU:HD21	2.37	0.55

Continued on next page...

Continued from previous page...

Atom-1	Atom-2	Interatomic distance (Å)	Clash overlap (Å)
4:B:678:PHE:HA	4:B:683:THR:HG21	1.88	0.55
5:A:256:LEU:HD23	5:A:283:TYR:HB2	1.89	0.55
5:A:711:ILE:CG2	5:A:714:PRO:HB3	2.36	0.55
5:A:745:GLU:HG2	5:A:749:ALA:C	2.27	0.55
5:A:826:LEU:O	5:A:887:THR:N	2.36	0.55
5:A:837:LEU:O	5:A:840:ILE:HG13	2.07	0.55
1:K:219:LEU:O	1:K:223:LEU:HB2	2.07	0.55
1:K:371:ASP:HB2	1:K:466:TYR:N	2.14	0.55
1:K:450:TYR:HA	2:H:62:GLN:NE2	2.22	0.55
2:H:180:VAL:HG22	2:H:244:THR:HA	1.88	0.55
1:F:416:ALA:O	1:F:419:ILE:HG12	2.06	0.55
3:E:142:ARG:HH11	3:E:142:ARG:CB	2.06	0.55
4:C:654:ASN:ND2	4:C:671:GLN:O	2.40	0.55
4:C:779:GLN:HG2	4:C:782:GLN:HG2	1.89	0.55
4:C:823:ALA:N	4:C:824:PRO:HD2	2.21	0.55
4:C:1077:PHE:HA	4:C:1097:GLU:HB2	1.88	0.55
4:C:1211:CYS:HA	4:C:1225:LYS:CG	2.31	0.55
4:B:457:LEU:HD12	4:B:457:LEU:O	2.07	0.55
4:B:547:SER:HA	4:B:818:GLU:OE2	2.06	0.55
4:B:847:VAL:HA	4:B:1001:TYR:HA	1.88	0.55
5:A:58:GLN:HG2	5:A:60:PHE:CE1	2.42	0.55
5:A:1171:PHE:HA	5:A:1185:VAL:HA	1.88	0.55
5:A:1228:LEU:N	5:A:1228:LEU:HD23	2.22	0.55
1:K:44:GLY:CA	1:K:102:VAL:HB	2.37	0.55
1:K:66:MET:HB3	1:K:100:LEU:HG	1.88	0.55
1:K:223:LEU:HB3	1:K:230:ARG:HH22	1.72	0.55
2:H:290:ALA:O	2:H:294:THR:HG23	2.07	0.55
2:G:239:ARG:O	2:G:243:VAL:N	2.40	0.55
1:F:68:SER:CB	1:F:97:ASP:HA	2.37	0.55
1:F:377:ARG:HB3	1:F:496:SER:HB2	1.89	0.55
3:E:46:ILE:CB	3:E:51:GLY:HA2	2.37	0.55
3:E:334:ARG:HB3	3:E:407:THR:HG21	1.88	0.55
4:C:591:PHE:HE1	4:C:811:LEU:HD21	1.71	0.55
4:C:603:VAL:HG22	4:C:831:PHE:HB3	1.89	0.55
4:C:748:ALA:HA	4:C:813:GLN:CB	2.34	0.55
4:C:922:MET:C	4:C:922:MET:SD	2.85	0.55
4:C:1074:VAL:HG11	4:C:1109:ILE:HG13	1.89	0.55
4:B:409:THR:HG22	4:B:428:ARG:HH21	1.72	0.55
4:B:809:MET:HB3	4:B:891:TYR:OH	2.07	0.55
4:B:864:LEU:HD12	4:B:868:ASN:HB3	1.88	0.55
4:B:929:GLN:O	4:B:932:VAL:HG22	2.07	0.55

Continued on next page...

Continued from previous page...

Atom-1	Atom-2	Interatomic distance (Å)	Clash overlap (Å)
5:A:159:SER:HB3	5:A:164:LEU:HB2	1.89	0.55
5:A:323:THR:O	5:A:327:LEU:N	2.28	0.55
5:A:910:LEU:HD12	5:A:910:LEU:O	2.06	0.55
5:A:1153:LEU:HA	5:A:1200:ASP:HA	1.88	0.55
1:K:337:ILE:HB	1:K:410:PHE:CZ	2.42	0.54
1:K:624:TRP:CZ3	1:K:628:ALA:HB2	2.41	0.54
2:G:199:GLY:O	2:G:203:GLN:N	2.32	0.54
1:F:68:SER:HB3	1:F:97:ASP:CA	2.37	0.54
3:E:167:ASP:HB3	3:E:170:MET:CG	2.37	0.54
3:E:170:MET:HB2	3:E:215:ILE:HD11	1.88	0.54
3:E:201:ARG:HH11	3:E:201:ARG:HB2	1.71	0.54
4:C:301:VAL:HG22	4:C:1209:LEU:HD21	1.88	0.54
4:C:407:TYR:HD2	4:C:431:VAL:HG22	1.72	0.54
4:C:440:MET:HB3	4:C:445:SER:HA	1.89	0.54
4:C:1158:ASN:ND2	4:C:1160:TRP:H	2.05	0.54
4:B:253:PRO:N	4:B:979:LEU:HD21	2.23	0.54
4:B:256:VAL:CG1	4:B:372:LEU:HD12	2.37	0.54
4:B:674:ARG:HD3	4:B:674:ARG:H	1.71	0.54
4:B:1074:VAL:HG11	4:B:1109:ILE:HG12	1.89	0.54
5:A:10:ALA:N	5:A:313:GLN:O	2.39	0.54
5:A:12:SER:HB2	5:A:382:SER:HB3	1.88	0.54
5:A:178:TYR:CE1	5:A:184:ASP:HB3	2.41	0.54
5:A:635:ILE:HG13	5:A:664:LEU:HD12	1.88	0.54
5:A:743:ILE:O	5:A:787:ILE:N	2.39	0.54
5:A:1129:ALA:HB3	5:A:1144:ASP:HB2	1.90	0.54
1:K:143:TYR:HA	1:K:163:VAL:O	2.07	0.54
1:K:437:PHE:HB2	1:K:440:GLN:CB	2.37	0.54
1:K:515:PRO:O	1:K:519:ILE:HG12	2.07	0.54
1:F:105:GLU:HA	1:F:108:ILE:HD12	1.88	0.54
3:E:48:LEU:O	3:E:50:ARG:N	2.40	0.54
4:C:960:ALA:O	4:C:964:THR:HG23	2.07	0.54
4:C:1074:VAL:CG1	4:C:1109:ILE:HG13	2.37	0.54
4:B:807:THR:HG21	4:B:886:LEU:HD23	1.89	0.54
4:B:1051:GLN:HB2	4:B:1196:VAL:HG22	1.89	0.54
4:B:1131:LYS:HD2	4:B:1160:TRP:CD1	2.41	0.54
5:A:132:LEU:HA	5:A:135:LEU:HG	1.88	0.54
5:A:423:ARG:CB	5:A:697:VAL:HA	2.38	0.54
5:A:582:VAL:HG23	5:A:591:SER:HB2	1.89	0.54
5:A:1077:SER:O	5:A:1089:LEU:HA	2.07	0.54
5:A:1122:PRO:HG2	5:A:1150:TYR:CB	2.36	0.54
5:A:1257:LEU:CD2	5:A:1263:VAL:HG23	2.36	0.54

Continued on next page...

Continued from previous page...

Atom-1	Atom-2	Interatomic distance (Å)	Clash overlap (Å)
1:K:272:PRO:HG3	1:K:278:PRO:HD3	1.89	0.54
1:K:508:ALA:N	2:G:312:ARG:C	2.55	0.54
2:G:26:TYR:N	2:G:42:MET:O	2.34	0.54
1:F:248:GLN:HA	1:F:248:GLN:HE21	1.72	0.54
1:F:459:LYS:CE	1:F:462:PRO:HA	2.36	0.54
1:F:664:PHE:HA	1:F:667:LYS:HD2	1.90	0.54
3:E:305:ASP:HB3	3:E:308:SER:CB	2.38	0.54
4:C:433:ARG:HB2	4:C:450:VAL:HG12	1.89	0.54
4:C:502:ASN:OD1	4:C:502:ASN:N	2.32	0.54
4:C:929:GLN:O	4:C:932:VAL:HG22	2.07	0.54
5:A:574:VAL:O	5:A:613:VAL:N	2.39	0.54
5:A:658:VAL:HG12	5:A:659:HIS:ND1	2.23	0.54
5:A:804:HIS:NE2	5:A:953:LYS:HB3	2.22	0.54
1:K:174:TYR:CZ	1:K:178:ILE:HD11	2.43	0.54
1:K:378:PHE:O	1:K:449:ALA:HA	2.07	0.54
1:K:382:LEU:HG	1:K:491:ALA:CB	2.38	0.54
2:G:292:LEU:HD21	2:G:328:MET:CA	2.30	0.54
3:E:41:GLN:CA	3:E:41:GLN:HE21	2.18	0.54
3:E:47:SER:HB2	3:E:50:ARG:NH1	2.22	0.54
3:E:161:ILE:HA	3:E:273:MET:CA	2.37	0.54
4:C:814:LEU:N	4:C:814:LEU:CD2	2.66	0.54
5:A:68:LEU:HD12	5:A:125:SER:HB3	1.89	0.54
5:A:455:GLN:HG2	5:A:621:ARG:HD2	1.88	0.54
5:A:554:VAL:HG22	5:A:557:GLY:H	1.73	0.54
5:A:637:SER:CA	5:A:664:LEU:HD11	2.37	0.54
5:A:642:LYS:HE3	5:A:644:PHE:HB2	1.90	0.54
5:A:806:CYS:O	5:A:810:MET:HG3	2.07	0.54
1:K:322:ASN:HB3	1:K:325:THR:CG2	2.37	0.54
2:G:40:PRO:HB2	2:G:52:MET:HG3	1.90	0.54
1:F:453:GLU:CB	1:F:456:GLN:HG2	2.37	0.54
4:C:262:LEU:HD12	4:C:311:ALA:HB1	1.89	0.54
4:C:844:PRO:HA	4:C:1002:GLN:O	2.07	0.54
4:C:974:LYS:NZ	4:C:982:MET:HA	2.23	0.54
4:C:1077:PHE:CD2	4:C:1096:ASP:HA	2.42	0.54
4:C:1131:LYS:HG3	4:C:1132:THR:HG23	1.89	0.54
4:B:582:ARG:O	4:B:880:ARG:HD2	2.07	0.54
4:B:664:MET:HA	4:B:664:MET:CE	2.37	0.54
4:B:848:GLY:CA	4:B:868:ASN:HB2	2.37	0.54
5:A:434:ALA:HB2	5:A:645:VAL:HG22	1.88	0.54
5:A:448:VAL:HG23	5:A:668:SER:HA	1.88	0.54
5:A:584:GLY:N	5:A:587:ASP:HB2	2.22	0.54

Continued on next page...

Continued from previous page...

Atom-1	Atom-2	Interatomic distance (Å)	Clash overlap (Å)
1:K:370:LEU:N	1:K:466:TYR:O	2.40	0.54
1:K:542:ARG:HA	1:K:545:LYS:HE2	1.89	0.54
2:I:18:ALA:HA	2:I:23:VAL:HG22	1.89	0.54
2:I:47:GLY:HA2	2:I:61:LEU:HG	1.89	0.54
2:G:5:LEU:HD13	2:G:6:PRO:CD	2.38	0.54
1:F:110:ASN:HA	1:F:113:LYS:HD2	1.89	0.54
1:F:336:MET:HE2	1:F:364:GLY:HA2	1.88	0.54
1:F:413:TRP:CZ2	1:F:419:ILE:HA	2.43	0.54
1:F:573:ALA:O	1:F:577:LEU:HG	2.08	0.54
1:F:615:ALA:O	1:F:619:SER:HB2	2.08	0.54
3:E:49:GLY:N	3:E:248:ALA:HB2	2.22	0.54
4:C:732:LEU:CD1	4:C:1011:VAL:HG11	2.37	0.54
5:A:7:VAL:CG2	5:A:334:ILE:HA	2.38	0.54
5:A:13:LEU:O	5:A:381:ILE:HG23	2.08	0.54
5:A:367:TYR:C	5:A:367:TYR:CD2	2.81	0.54
5:A:390:THR:O	5:A:787:ILE:HA	2.08	0.54
5:A:424:PRO:HD2	5:A:696:TYR:O	2.07	0.54
5:A:429:ILE:HG13	5:A:475:ALA:HB1	1.89	0.54
5:A:704:THR:OG1	5:A:760:PRO:HD3	2.08	0.54
5:A:833:GLU:HA	5:A:856:GLN:HE21	1.73	0.54
2:I:205:GLN:O	2:I:267:LYS:HD2	2.08	0.54
2:H:198:GLU:N	2:H:201:ALA:HB3	2.22	0.54
1:F:228:LEU:HD23	1:F:228:LEU:N	2.23	0.54
1:F:407:LYS:HB3	1:F:463:GLU:HB3	1.89	0.54
1:F:452:TYR:CE2	1:F:454:PRO:HG3	2.42	0.54
3:E:47:SER:O	3:E:48:LEU:HB2	2.05	0.54
4:C:495:SER:N	4:C:496:PRO:CD	2.70	0.54
4:C:922:MET:SD	4:C:922:MET:O	2.66	0.54
4:C:924:THR:HG23	4:C:984:LEU:HD21	1.90	0.54
4:B:378:PHE:HB3	4:B:390:ASN:HB3	1.89	0.54
4:B:685:PRO:O	4:B:689:MET:HG2	2.07	0.54
4:B:934:LEU:HB3	4:B:965:PHE:CZ	2.43	0.54
4:B:1080:ASP:HB3	4:B:1095:ARG:NH2	2.23	0.54
5:A:131:ASP:N	5:A:131:ASP:OD1	2.40	0.54
5:A:201:SER:N	5:A:231:HIS:O	2.33	0.54
5:A:288:GLY:HA2	5:A:291:TYR:HD1	1.72	0.54
5:A:515:PHE:N	5:A:575:TYR:O	2.32	0.54
5:A:938:GLY:O	5:A:953:LYS:HG2	2.08	0.54
5:A:947:LYS:HB3	5:A:960:TYR:CD1	2.43	0.54
1:K:44:GLY:HA2	1:K:102:VAL:HB	1.90	0.54
1:K:350:THR:HG22	1:K:356:ASN:CB	2.37	0.54

Continued on next page...

Continued from previous page...

Atom-1	Atom-2	Interatomic distance (Å)	Clash overlap (Å)
2:H:179:LEU:HB3	2:H:363:ILE:HB	1.88	0.54
2:G:139:ASN:OD1	2:G:139:ASN:N	2.35	0.54
3:E:28:HIS:CB	3:E:57:LEU:HD12	2.37	0.54
3:E:243:ARG:NH1	4:B:435:ASP:OD1	2.41	0.54
3:E:306:ASN:O	3:E:309:VAL:HG22	2.08	0.54
4:C:295:PRO:CG	4:C:404:SER:HB2	2.34	0.54
4:C:515:GLN:CD	4:C:732:LEU:HD21	2.28	0.54
4:C:691:ILE:H	4:C:691:ILE:CD1	2.21	0.54
4:C:1082:ARG:HG2	4:B:413:THR:O	2.04	0.54
4:B:487:ALA:HB1	4:B:491:VAL:H	1.73	0.54
4:B:490:TYR:CB	4:B:905:ILE:HD12	2.38	0.54
4:B:628:ASP:O	4:B:632:LEU:HG	2.08	0.54
4:B:746:GLN:HB3	5:A:155:GLN:N	2.22	0.54
5:A:222:VAL:CA	5:A:283:TYR:HD2	2.21	0.54
5:A:583:ASP:OD2	5:A:583:ASP:N	2.34	0.54
5:A:730:LEU:HD23	5:A:730:LEU:C	2.27	0.54
5:A:810:MET:HG2	5:A:990:TRP:CD2	2.43	0.54
5:A:1074:PRO:HG2	5:A:1092:VAL:O	2.07	0.54
2:I:93:ALA:HA	2:I:96:LYS:HD3	1.89	0.54
2:I:99:MET:SD	2:I:265:LEU:HD12	2.48	0.54
2:I:270:ALA:HB1	2:I:282:MET:HG3	1.89	0.54
2:G:72:ARG:NH2	2:G:74:ASN:HA	2.23	0.54
3:E:304:ILE:C	3:E:324:GLY:HA3	2.28	0.54
3:E:305:ASP:HB2	3:E:324:GLY:O	2.07	0.54
3:E:325:ASN:N	3:E:325:ASN:ND2	2.55	0.54
4:C:265:SER:HB3	4:C:308:THR:HG22	1.89	0.54
4:C:547:SER:CB	4:C:592:ARG:HH12	2.21	0.54
4:C:1159:ALA:O	4:C:1163:THR:HG23	2.08	0.54
4:C:1166:TRP:O	4:C:1176:PRO:HG3	2.08	0.54
5:A:92:VAL:HA	5:A:95:TYR:HD1	1.73	0.54
5:A:515:PHE:CE1	5:A:574:VAL:HG13	2.43	0.54
5:A:810:MET:HG2	5:A:990:TRP:CE2	2.42	0.54
5:A:811:TYR:CD2	5:A:1018:ILE:HD11	2.43	0.54
5:A:991:THR:HB	5:A:1001:LEU:HD13	1.90	0.54
1:K:587:ASN:HB2	1:K:592:LEU:HD21	1.90	0.54
2:H:158:ASP:HB3	2:H:161:THR:HB	1.89	0.54
2:H:270:ALA:HB1	2:H:282:MET:HG3	1.90	0.54
2:G:216:LEU:O	2:G:266:GLY:HA3	2.08	0.54
2:G:236:ARG:NE	2:G:240:LYS:HD2	2.23	0.54
2:G:331:ALA:N	2:G:332:PRO:CD	2.71	0.54
1:F:140:LEU:HD12	1:F:140:LEU:H	1.73	0.54

Continued on next page...

Continued from previous page...

Atom-1	Atom-2	Interatomic distance (Å)	Clash overlap (Å)
1:F:375:PRO:HB2	1:F:498:LEU:C	2.28	0.54
1:F:632:LYS:O	1:F:636:ARG:HG3	2.08	0.54
4:B:492:THR:O	4:B:1274:VAL:N	2.26	0.54
5:A:355:TYR:N	5:A:375:LEU:O	2.32	0.54
5:A:486:ASP:HB2	5:A:529:VAL:HG11	1.90	0.54
5:A:1035:ILE:HB	5:A:1038:GLN:CG	2.38	0.54
5:A:1053:PHE:O	5:A:1065:THR:N	2.38	0.54
5:A:1075:GLN:HB2	5:A:1092:VAL:H	1.73	0.54
5:A:1124:VAL:CG1	5:A:1209:TYR:HD2	2.19	0.54
1:K:55:THR:CG2	1:K:147:TYR:CG	2.91	0.53
1:K:581:TYR:CG	2:G:72:ARG:C	2.82	0.53
2:H:137:ASP:N	2:H:138:PRO:HD3	2.23	0.53
2:H:220:VAL:HG13	2:H:264:ILE:HG23	1.89	0.53
2:H:291:LYS:O	2:H:295:VAL:HG13	2.08	0.53
2:G:61:LEU:CB	1:F:425:VAL:O	2.56	0.53
3:E:95:VAL:O	3:E:105:VAL:N	2.39	0.53
4:C:285:PHE:CB	4:C:290:TYR:HE1	2.18	0.53
4:C:449:ASP:HA	4:C:1257:VAL:O	2.07	0.53
4:C:598:TRP:CD1	4:C:742:PRO:HG3	2.44	0.53
4:C:1157:ALA:H	4:C:1195:ALA:HA	1.73	0.53
4:B:1260:TYR:HB3	4:B:1262:TYR:CZ	2.43	0.53
5:A:414:VAL:O	5:A:418:THR:N	2.41	0.53
5:A:616:ILE:HB	5:A:651:LEU:CB	2.26	0.53
5:A:775:ILE:HD12	5:A:775:ILE:O	2.07	0.53
5:A:939:TYR:HA	5:A:953:LYS:CG	2.36	0.53
1:K:271:ALA:HB1	1:K:272:PRO:CD	2.38	0.53
1:K:505:VAL:HG23	1:K:510:VAL:HG21	1.89	0.53
2:H:27:SER:O	2:H:31:GLY:N	2.41	0.53
2:G:349:PHE:HZ	2:G:354:TYR:HE1	1.57	0.53
3:E:175:VAL:HG12	3:E:212:MET:SD	2.48	0.53
3:E:222:LEU:O	3:E:227:VAL:N	2.40	0.53
4:B:849:VAL:HG12	4:B:999:ILE:CG1	2.38	0.53
4:B:1229:VAL:HG13	4:B:1236:THR:CB	2.39	0.53
5:A:745:GLU:CA	5:A:750:ARG:HA	2.38	0.53
5:A:1237:GLU:HA	5:A:1251:ASN:HB2	1.89	0.53
1:K:210:CYS:SG	1:K:211:PRO:N	2.79	0.53
2:I:49:VAL:O	2:I:58:VAL:N	2.34	0.53
2:H:99:MET:SD	2:H:265:LEU:HD12	2.48	0.53
3:E:137:PRO:HD2	3:E:138:ARG:CZ	2.39	0.53
3:E:305:ASP:O	3:E:309:VAL:HG13	2.07	0.53
4:C:468:ARG:HD2	4:C:468:ARG:O	2.08	0.53

Continued on next page...

Continued from previous page...

Atom-1	Atom-2	Interatomic distance (Å)	Clash overlap (Å)
4:B:936:ALA:O	4:B:945:VAL:HG21	2.09	0.53
4:B:1002:GLN:CB	4:B:1008:THR:HG22	2.37	0.53
4:B:1233:ASN:HA	4:B:1236:THR:OG1	2.07	0.53
5:A:47:ARG:HB3	5:A:52:ASN:C	2.29	0.53
5:A:181:ASP:O	5:A:184:ASP:HB2	2.07	0.53
5:A:438:TYR:HB3	5:A:641:ILE:HG23	1.91	0.53
5:A:647:ASN:OD1	5:A:681:TYR:HA	2.09	0.53
5:A:721:GLN:O	5:A:725:ILE:HG12	2.08	0.53
5:A:1056:TYR:HA	5:A:1061:LEU:HA	1.89	0.53
5:A:1167:ASN:HB2	5:A:1270:TRP:HA	1.89	0.53
5:A:1194:LEU:HB3	5:A:1196:TYR:CE1	2.43	0.53
1:K:126:ASP:O	1:K:129:ARG:HG2	2.08	0.53
1:K:368:VAL:O	1:K:467:TYR:HA	2.09	0.53
1:K:508:ALA:CB	2:G:312:ARG:CD	2.82	0.53
2:G:137:ASP:N	2:G:138:PRO:HD3	2.23	0.53
2:G:179:LEU:HB2	2:G:363:ILE:CG2	2.37	0.53
3:E:161:ILE:HD12	3:E:271:PHE:HB2	1.89	0.53
3:E:183:PHE:CG	4:B:499:PRO:HA	2.39	0.53
4:C:305:VAL:HA	4:C:324:MET:HE1	1.90	0.53
4:B:474:ILE:N	4:B:505:MET:O	2.41	0.53
4:B:1093:MET:HB3	4:B:1101:MET:C	2.29	0.53
5:A:750:ARG:CG	5:A:750:ARG:NH1	2.64	0.53
5:A:1073:ILE:HG23	5:A:1074:PRO:HD2	1.90	0.53
5:A:1104:LEU:HD21	5:A:1111:PRO:HA	1.89	0.53
5:A:1154:MET:HG3	5:A:1173:PHE:HE1	1.72	0.53
5:A:1171:PHE:HB3	5:A:1183:MET:SD	2.48	0.53
1:K:197:THR:HG21	1:F:563:PRO:C	2.28	0.53
1:K:383:GLY:HA2	1:K:443:ILE:CB	2.34	0.53
1:K:403:VAL:HA	1:K:467:TYR:O	2.08	0.53
1:K:432:ALA:CB	1:K:443:ILE:HA	2.38	0.53
1:K:586:PHE:C	1:K:586:PHE:CD2	2.82	0.53
2:I:47:GLY:HA2	2:I:61:LEU:CD1	2.39	0.53
2:I:75:GLN:CD	1:F:581:TYR:HE1	2.11	0.53
2:I:156:VAL:HG12	2:I:159:LEU:HB2	1.89	0.53
2:G:218:TRP:CB	2:G:267:LYS:HG3	2.38	0.53
1:F:183:LYS:O	1:F:186:GLU:HB2	2.08	0.53
1:F:211:PRO:HB2	1:F:214:SER:CB	2.37	0.53
3:E:230:GLN:HG3	3:E:256:SER:HB2	1.90	0.53
4:C:1187:ASP:O	4:C:1220:ILE:HB	2.09	0.53
4:B:271:ILE:HG12	4:B:302:SER:HA	1.90	0.53
4:B:598:TRP:CE3	4:B:742:PRO:HG3	2.43	0.53

Continued on next page...

Continued from previous page...

Atom-1	Atom-2	Interatomic distance (Å)	Clash overlap (Å)
4:B:848:GLY:C	4:B:868:ASN:HB2	2.28	0.53
5:A:437:TYR:CD1	5:A:437:TYR:N	2.77	0.53
5:A:440:ASP:HA	5:A:639:MET:HA	1.91	0.53
5:A:486:ASP:CB	5:A:529:VAL:HG11	2.39	0.53
5:A:552:TYR:HD2	5:A:553:ASP:H	1.56	0.53
1:K:594:LYS:HB3	1:K:598:ARG:CZ	2.37	0.53
2:H:118:LEU:HD11	2:H:122:ARG:HH11	1.73	0.53
3:E:131:PRO:HB2	3:E:135:ARG:CZ	2.39	0.53
3:E:230:GLN:HG3	3:E:256:SER:CB	2.39	0.53
4:C:234:GLN:HG2	4:C:246:GLN:CB	2.32	0.53
4:C:355:ARG:HA	4:C:952:ILE:HG21	1.91	0.53
4:C:851:ARG:HB3	4:C:994:MET:HB3	1.90	0.53
4:C:942:GLN:HB2	4:C:995:THR:CG2	2.38	0.53
4:C:984:LEU:O	4:C:988:LEU:HG	2.07	0.53
5:A:224:TYR:HB2	5:A:369:TYR:OH	2.08	0.53
5:A:448:VAL:H	5:A:666:TRP:C	2.12	0.53
5:A:552:TYR:HA	5:A:559:ILE:HA	1.90	0.53
5:A:750:ARG:NH1	5:A:750:ARG:CB	2.70	0.53
5:A:1122:PRO:HG2	5:A:1150:TYR:CD2	2.43	0.53
1:K:215:VAL:O	1:K:219:LEU:HG	2.09	0.53
2:H:174:ILE:CD1	2:H:363:ILE:HD13	2.39	0.53
3:E:165:ARG:HB2	3:E:269:SER:HB3	1.90	0.53
4:B:696:PRO:CG	4:B:703:ARG:HD3	2.26	0.53
4:B:1096:ASP:N	4:B:1100:MET:O	2.42	0.53
5:A:436:SER:HA	5:A:643:PRO:HA	1.91	0.53
5:A:705:GLY:N	5:A:758:ARG:HG2	2.21	0.53
5:A:713:ASN:N	5:A:714:PRO:CD	2.72	0.53
5:A:1159:ILE:HG13	5:A:1270:TRP:CZ3	2.44	0.53
2:I:23:VAL:HG12	2:I:25:ILE:HG13	1.90	0.53
2:G:100:LEU:HD13	2:G:163:LEU:HG	1.89	0.53
2:G:206:PHE:CE2	2:G:267:LYS:HB3	2.43	0.53
1:F:125:LEU:HG	1:F:185:LEU:CD2	2.39	0.53
3:E:92:LEU:H	3:E:116:ALA:CB	2.22	0.53
3:E:246:ASP:CB	3:E:249:GLU:HB3	2.32	0.53
3:E:360:LEU:C	3:E:360:LEU:CD2	2.78	0.53
4:C:573:PRO:HB3	4:C:623:LEU:CD2	2.37	0.53
4:C:637:PRO:HB3	4:C:714:PRO:HG2	1.90	0.53
4:C:647:LYS:CA	4:C:675:ALA:HB1	2.39	0.53
4:B:985:GLU:N	4:B:986:PRO:CD	2.72	0.53
5:A:407:MET:SD	5:A:407:MET:N	2.81	0.53
5:A:1054:ASN:HA	5:A:1064:SER:HA	1.90	0.53

Continued on next page...

Continued from previous page...

Atom-1	Atom-2	Interatomic distance (Å)	Clash overlap (Å)
1:K:54:GLU:HB3	1:K:64:ARG:O	2.09	0.53
1:K:213:GLN:O	1:K:217:LYS:HG2	2.08	0.53
1:K:588:PRO:O	1:K:592:LEU:HG	2.09	0.53
1:K:661:THR:HA	1:K:664:PHE:HD2	1.74	0.53
2:I:313:TYR:O	1:F:506:LYS:HA	1.98	0.53
2:G:50:VAL:C	2:G:58:VAL:HG22	2.30	0.53
2:G:54:CYS:HB3	2:G:73:CYS:HA	1.91	0.53
2:G:197:LEU:HB3	2:G:201:ALA:O	2.08	0.53
2:G:249:PHE:CG	2:G:259:ARG:HG2	2.44	0.53
2:G:295:VAL:O	2:G:299:VAL:HG23	2.09	0.53
1:F:324:ARG:HB3	1:F:490:ASP:HA	1.91	0.53
3:E:259:HIS:HE1	4:C:854:ARG:CD	2.18	0.53
3:E:340:CYS:HB3	3:E:354:GLN:CG	2.34	0.53
3:E:414:ILE:HA	3:E:417:LEU:HD12	1.91	0.53
4:C:905:ILE:HG23	4:C:909:TYR:CE1	2.44	0.53
4:B:983:LEU:O	4:B:984:LEU:HB2	2.07	0.53
5:A:385:GLN:NE2	5:A:385:GLN:HA	2.24	0.53
5:A:532:PRO:HB2	5:A:538:ILE:CG1	2.39	0.53
5:A:553:ASP:OD2	5:A:553:ASP:N	2.42	0.53
5:A:888:CYS:HB3	5:A:924:VAL:HG13	1.90	0.53
1:K:128:LEU:HD13	1:K:128:LEU:N	2.24	0.53
1:K:140:LEU:N	1:K:140:LEU:HD12	2.24	0.53
1:K:153:ARG:HH11	1:K:153:ARG:CB	2.14	0.53
1:K:250:MET:CG	1:K:255:GLY:HA2	2.38	0.53
1:K:609:THR:O	1:K:618:LEU:HD13	2.09	0.53
2:I:4:CYS:HA	2:I:306:TRP:CH2	2.44	0.53
2:H:50:VAL:HG22	2:H:57:VAL:HG22	1.90	0.53
2:H:183:PHE:C	2:H:262:THR:HG23	2.29	0.53
2:G:80:GLN:O	2:G:83:VAL:HG12	2.08	0.53
2:G:184:MET:HG2	2:G:261:THR:HG22	1.90	0.53
1:F:212:MET:HE3	1:F:215:VAL:HB	1.91	0.53
1:F:513:VAL:CG1	1:F:518:LEU:HD21	2.38	0.53
3:E:334:ARG:O	3:E:337:THR:HB	2.09	0.53
4:C:256:VAL:HG13	4:C:372:LEU:HD12	1.90	0.53
4:C:685:PRO:HB2	4:C:688:PHE:HB3	1.91	0.53
4:C:1093:MET:HB2	4:C:1101:MET:HB3	1.90	0.53
4:C:1231:ARG:O	4:C:1252:ASP:HA	2.09	0.53
5:A:45:PRO:HB2	5:A:54:ILE:CG1	2.35	0.53
5:A:59:LEU:HD11	5:A:173:LEU:HB2	1.90	0.53
5:A:453:LEU:HD22	5:A:674:LEU:HD12	1.90	0.53
5:A:498:ASP:HA	5:A:505:TYR:CE1	2.44	0.53

Continued on next page...

Continued from previous page...

Atom-1	Atom-2	Interatomic distance (Å)	Clash overlap (Å)
5:A:687:ILE:HG21	5:A:995:LEU:CD1	2.39	0.53
5:A:1044:ILE:O	5:A:1086:GLU:HA	2.09	0.53
5:A:1131:PRO:HD3	5:A:1143:VAL:HG22	1.90	0.53
1:K:47:PRO:HB2	1:K:66:MET:H	1.73	0.52
1:K:193:ARG:HA	1:K:196:GLN:CD	2.29	0.52
1:K:368:VAL:HG12	1:K:370:LEU:HD23	1.91	0.52
2:H:95:TRP:HA	2:H:142:PHE:CE1	2.44	0.52
1:F:488:VAL:O	1:F:488:VAL:HG23	2.08	0.52
3:E:87:GLY:HA3	4:B:859:GLN:NE2	2.24	0.52
3:E:107:ALA:HB3	3:E:112:LEU:HD23	1.91	0.52
3:E:233:THR:HB	3:E:236:THR:HA	1.90	0.52
4:C:403:TYR:HA	4:C:406:MET:HE3	1.91	0.52
4:C:494:THR:HG22	4:C:496:PRO:CD	2.39	0.52
4:C:859:GLN:CB	4:B:438:GLN:O	2.57	0.52
4:B:303:ARG:NH1	4:B:1208:SER:HB3	2.25	0.52
4:B:376:THR:HG21	4:B:392:ARG:NE	2.24	0.52
4:B:451:PHE:CD2	4:B:1256:VAL:HG22	2.43	0.52
4:B:673:ARG:HE	4:B:674:ARG:NH1	2.06	0.52
4:B:1149:HIS:O	4:B:1181:MET:HA	2.09	0.52
5:A:17:THR:CG2	5:A:17:THR:O	2.56	0.52
5:A:189:ALA:HA	5:A:192:LEU:HG	1.91	0.52
5:A:448:VAL:HG13	5:A:452:GLU:HB2	1.90	0.52
5:A:707:GLU:O	5:A:756:SER:N	2.41	0.52
5:A:849:VAL:CG1	5:A:872:TYR:HA	2.38	0.52
5:A:888:CYS:SG	5:A:924:VAL:HG13	2.49	0.52
5:A:1152:ARG:H	5:A:1202:GLN:HB3	1.74	0.52
1:F:127:LYS:HE3	1:F:232:TYR:CE2	2.45	0.52
1:F:411:GLU:CD	1:F:411:GLU:H	2.12	0.52
3:E:22:ASN:HD21	3:E:25:LEU:HG	1.72	0.52
4:C:453:THR:HA	4:C:1254:TYR:CA	2.38	0.52
4:C:719:ILE:O	4:C:739:LEU:N	2.31	0.52
4:C:862:LEU:N	4:B:443:ALA:CB	2.69	0.52
4:C:1023:CYS:O	4:C:1027:THR:HG23	2.08	0.52
4:C:1166:TRP:CE2	4:C:1176:PRO:HG2	2.45	0.52
4:B:433:ARG:HA	4:B:450:VAL:CB	2.39	0.52
4:B:562:THR:CG2	4:B:799:LYS:HE2	2.39	0.52
4:B:855:ASP:HA	4:B:994:MET:CE	2.39	0.52
4:B:867:THR:HG22	4:B:867:THR:O	2.09	0.52
4:B:906:TYR:N	4:B:907:PRO:HD2	2.24	0.52
5:A:832:PRO:HA	5:A:854:THR:CB	2.39	0.52
2:G:140:SER:O	2:G:144:SER:N	2.42	0.52

Continued on next page...

Continued from previous page...

Atom-1	Atom-2	Interatomic distance (Å)	Clash overlap (Å)
1:F:99:PRO:HG2	1:F:168:PRO:HG2	1.91	0.52
1:F:320:ASP:OD1	1:F:494:THR:HA	2.09	0.52
1:F:377:ARG:N	1:F:498:LEU:HG	2.25	0.52
3:E:224:TYR:HA	3:E:251:TRP:CZ2	2.44	0.52
4:C:450:VAL:O	4:C:1256:VAL:HA	2.09	0.52
4:B:574:ALA:HA	4:B:577:ILE:HG22	1.91	0.52
4:B:852:GLN:CA	4:B:996:GLN:H	2.21	0.52
4:B:924:THR:HG23	4:B:983:LEU:HD12	1.90	0.52
4:B:1046:ILE:HB	4:B:1200:ILE:HG12	1.90	0.52
4:B:1095:ARG:CG	4:B:1099:GLY:HA2	2.38	0.52
5:A:672:PHE:HZ	5:A:1072:MET:HG3	1.74	0.52
5:A:772:LEU:HD12	5:A:773:PRO:HD2	1.90	0.52
5:A:851:ILE:HG13	5:A:871:ASP:OD2	2.10	0.52
1:K:346:GLN:HA	1:K:360:ASN:HB3	1.92	0.52
1:K:379:VAL:CG1	1:K:447:SER:HB3	2.39	0.52
1:K:392:TRP:CD2	1:K:397:LYS:HE2	2.44	0.52
2:H:40:PRO:HB2	2:H:52:MET:HG3	1.92	0.52
2:G:26:TYR:C	2:G:26:TYR:CD2	2.83	0.52
1:F:516:ALA:HB1	1:F:621:LYS:CD	2.39	0.52
4:C:473:ASN:HA	4:C:506:PRO:HA	1.91	0.52
4:C:544:GLN:HA	4:C:592:ARG:CZ	2.39	0.52
4:C:1110:PHE:HB2	4:C:1139:ILE:CD1	2.37	0.52
4:B:904:ALA:O	4:B:907:PRO:HG2	2.09	0.52
5:A:241:MET:HG2	5:A:243:SER:H	1.74	0.52
5:A:721:GLN:O	5:A:725:ILE:N	2.34	0.52
5:A:850:ASP:HA	5:A:872:TYR:CB	2.39	0.52
5:A:1156:PHE:CE1	5:A:1199:ARG:HD3	2.45	0.52
5:A:1233:PRO:HG2	5:A:1238:TRP:CZ3	2.44	0.52
5:A:1242:GLU:HB2	5:A:1247:ILE:CG1	2.39	0.52
1:K:121:ASN:HB3	1:K:188:TRP:HE1	1.74	0.52
1:K:405:GLN:HG2	1:K:466:TYR:CD2	2.45	0.52
2:H:220:VAL:HG13	2:H:264:ILE:HA	1.91	0.52
2:G:5:LEU:HB2	2:G:306:TRP:CD2	2.44	0.52
2:G:10:GLN:CA	2:G:46:GLY:HA3	2.37	0.52
2:G:180:VAL:HG11	2:G:243:VAL:HG12	1.92	0.52
1:F:68:SER:HB3	1:F:97:ASP:C	2.30	0.52
1:F:143:TYR:N	1:F:143:TYR:CD1	2.78	0.52
1:F:337:ILE:CG2	1:F:363:GLY:HA2	2.39	0.52
3:E:164:VAL:N	3:E:270:LEU:O	2.32	0.52
4:C:307:HIS:CG	4:C:310:TRP:HB3	2.44	0.52
4:C:416:VAL:HG12	4:C:1217:PRO:HB3	1.92	0.52

Continued on next page...

Continued from previous page...

Atom-1	Atom-2	Interatomic distance (Å)	Clash overlap (Å)
4:C:417:SER:HB2	4:C:1215:SER:O	2.10	0.52
4:C:807:THR:CG2	4:C:886:LEU:HA	2.38	0.52
4:C:1159:ALA:HA	4:C:1162:LEU:HD22	1.92	0.52
5:A:48:ASN:HB2	5:A:184:ASP:OD2	2.10	0.52
5:A:79:PHE:O	5:A:83:GLU:HG3	2.10	0.52
5:A:175:MET:HA	5:A:175:MET:CE	2.40	0.52
5:A:1052:VAL:HG13	5:A:1066:GLU:H	1.74	0.52
5:A:1084:LYS:HD2	5:A:1086:GLU:CD	2.30	0.52
5:A:1227:ASP:C	5:A:1228:LEU:HD23	2.30	0.52
1:K:102:VAL:HG13	1:K:163:VAL:CG1	2.39	0.52
1:K:153:ARG:HD3	1:F:132:SER:O	2.10	0.52
1:K:402:ILE:HA	1:K:424:VAL:HA	1.92	0.52
2:H:223:TYR:HH	2:H:351:ASP:HB3	1.74	0.52
1:F:334:LEU:CD2	1:F:368:VAL:HA	2.33	0.52
1:F:566:VAL:N	1:F:567:PRO:CD	2.71	0.52
3:E:46:ILE:HG22	3:E:51:GLY:HA2	1.91	0.52
3:E:60:THR:HB	3:E:281:MET:HE3	1.91	0.52
3:E:233:THR:CB	3:E:236:THR:HA	2.40	0.52
3:E:270:LEU:HD12	3:E:270:LEU:O	2.10	0.52
4:C:282:ALA:CB	4:C:289:SER:HB2	2.39	0.52
4:C:636:LEU:N	4:C:637:PRO:CD	2.73	0.52
4:C:1094:ILE:O	4:C:1101:MET:HA	2.10	0.52
4:B:543:LEU:CB	4:B:592:ARG:HG2	2.40	0.52
4:B:657:VAL:CG2	4:B:671:GLN:HG2	2.36	0.52
5:A:80:ASP:HB2	5:A:84:ARG:CZ	2.40	0.52
5:A:147:LEU:N	5:A:147:LEU:HD23	2.25	0.52
5:A:242:VAL:CB	5:A:248:ILE:HA	2.39	0.52
5:A:533:TRP:CZ2	5:A:544:PRO:HB3	2.44	0.52
5:A:837:LEU:CD1	5:A:865:THR:HG21	2.40	0.52
5:A:1157:VAL:HG22	5:A:1166:ALA:HB2	1.92	0.52
1:K:98:GLU:CD	1:K:167:THR:HB	2.29	0.52
1:K:298:PRO:HA	1:K:301:ILE:CG1	2.30	0.52
1:F:370:LEU:HB3	1:F:452:TYR:CZ	2.45	0.52
1:F:471:THR:HG23	1:F:488:VAL:HG13	1.92	0.52
3:E:98:ALA:HB1	3:E:99:PRO:HD2	1.92	0.52
3:E:209:TYR:O	3:E:213:THR:HG23	2.09	0.52
4:C:261:GLY:HA3	4:C:313:ASN:H	1.73	0.52
4:C:490:TYR:HE2	4:C:901:TYR:HB2	1.74	0.52
4:B:253:PRO:HD3	4:B:979:LEU:HD11	1.92	0.52
4:B:1034:GLU:HB3	4:B:1037:LEU:CB	2.39	0.52
4:B:1186:SER:O	4:B:1221:ALA:HB3	2.10	0.52

Continued on next page...

Continued from previous page...

Atom-1	Atom-2	Interatomic distance (Å)	Clash overlap (Å)
5:A:234:LEU:HD23	5:A:234:LEU:N	2.25	0.52
5:A:826:LEU:HD23	5:A:886:VAL:HG22	1.92	0.52
5:A:1044:ILE:C	5:A:1086:GLU:HA	2.29	0.52
5:A:1097:GLY:H	5:A:1119:VAL:HB	1.74	0.52
1:K:281:GLU:O	1:K:285:LEU:HG	2.09	0.52
2:I:44:VAL:CG1	2:I:61:LEU:HD21	2.40	0.52
2:G:54:CYS:HB3	2:G:73:CYS:SG	2.50	0.52
3:E:161:ILE:HD13	3:E:327:LEU:HD22	1.92	0.52
4:C:270:PRO:CG	4:C:297:PRO:HB3	2.40	0.52
4:B:673:ARG:HG3	4:B:677:ALA:HB3	1.91	0.52
4:B:825:MET:HA	4:B:825:MET:HE2	1.90	0.52
4:B:1106:GLY:O	4:B:1136:ARG:N	2.43	0.52
5:A:326:TRP:CZ3	5:A:330:PHE:HB2	2.44	0.52
1:K:100:LEU:N	1:K:100:LEU:HD23	2.25	0.52
1:K:361:LEU:HD21	1:K:469:LEU:HD22	1.92	0.52
2:I:14:LEU:HD22	2:I:45:CYS:SG	2.50	0.52
2:G:43:MET:O	2:G:50:VAL:N	2.34	0.52
2:G:224:ASP:CB	2:G:355:PRO:HG2	2.34	0.52
1:F:99:PRO:HD2	1:F:168:PRO:HD2	1.91	0.52
1:F:228:LEU:HA	1:F:231:ARG:HE	1.73	0.52
1:F:282:LYS:HE3	1:F:640:LEU:HB3	1.91	0.52
1:F:283:SER:HB2	1:F:640:LEU:CD1	2.40	0.52
1:F:385:LYS:O	1:F:443:ILE:HG13	2.10	0.52
3:E:92:LEU:H	3:E:116:ALA:HB2	1.75	0.52
3:E:159:GLY:O	3:E:273:MET:HB2	2.09	0.52
3:E:327:LEU:N	3:E:327:LEU:HD23	2.25	0.52
4:C:601:ASN:ND2	4:C:833:VAL:O	2.36	0.52
4:C:768:VAL:O	4:C:772:MET:HG3	2.09	0.52
4:C:860:PRO:HD2	4:B:439:MET:CB	2.40	0.52
4:C:1081:CYS:HA	4:C:1095:ARG:CD	2.38	0.52
4:B:407:TYR:CE2	4:B:431:VAL:HG23	2.45	0.52
5:A:66:LEU:CD2	5:A:121:GLY:HA2	2.39	0.52
5:A:393:PRO:HB2	5:A:740:SER:HB2	1.92	0.52
5:A:913:VAL:O	5:A:917:SER:N	2.43	0.52
5:A:1152:ARG:O	5:A:1201:VAL:N	2.34	0.52
1:K:55:THR:O	1:K:55:THR:HG22	2.09	0.52
1:K:101:VAL:O	1:K:165:VAL:HA	2.09	0.52
1:K:348:GLN:HA	1:K:357:TRP:O	2.09	0.52
1:K:375:PRO:HG2	1:K:498:LEU:HB2	1.92	0.52
1:K:504:THR:HG21	2:G:317:PRO:HG2	1.85	0.52
2:I:292:LEU:O	2:I:295:VAL:HG22	2.10	0.52

Continued on next page...

Continued from previous page...

Atom-1	Atom-2	Interatomic distance (Å)	Clash overlap (Å)
2:G:185:MET:HG2	2:G:223:TYR:HE1	1.75	0.52
2:G:263:PRO:HB2	2:G:267:LYS:HA	1.92	0.52
1:F:250:MET:HA	1:F:257:VAL:HG22	1.91	0.52
1:F:335:ARG:HG2	1:F:369:ASN:HB2	1.92	0.52
1:F:348:GLN:HG2	1:F:358:HIS:CG	2.45	0.52
1:F:397:LYS:HB3	1:F:472:PHE:HD2	1.75	0.52
3:E:334:ARG:CZ	3:E:337:THR:HG21	2.39	0.52
4:C:605:THR:HB	4:C:874:PRO:HA	1.91	0.52
4:C:1076:ILE:CG1	4:C:1109:ILE:HB	2.39	0.52
4:C:1112:LEU:HA	4:C:1139:ILE:CG2	2.40	0.52
4:C:1112:LEU:HG	4:C:1116:GLN:NE2	2.25	0.52
4:B:591:PHE:O	4:B:595:LEU:HG	2.09	0.52
4:B:755:LEU:HD21	4:B:757:PHE:CZ	2.45	0.52
5:A:735:GLY:HA3	5:A:762:SER:HB2	1.92	0.52
5:A:779:SER:O	5:A:782:VAL:HB	2.10	0.52
5:A:826:LEU:HG	5:A:886:VAL:HG13	1.91	0.52
5:A:1098:ILE:HA	5:A:1118:VAL:HA	1.92	0.52
1:K:397:LYS:HE3	2:H:279:ASN:HD21	1.74	0.51
1:K:469:LEU:HA	1:K:489:TRP:NE1	2.24	0.51
1:K:628:ALA:O	1:K:632:LYS:HG3	2.09	0.51
2:I:73:CYS:N	1:F:581:TYR:CG	2.62	0.51
2:I:100:LEU:HD22	2:I:159:LEU:HD13	1.92	0.51
1:F:143:TYR:HA	1:F:163:VAL:O	2.10	0.51
1:F:405:GLN:HB3	1:F:464:MET:HE3	1.92	0.51
1:F:505:VAL:CG2	1:F:510:VAL:HG21	2.40	0.51
3:E:325:ASN:N	3:E:325:ASN:HD22	2.08	0.51
3:E:385:ALA:HB3	3:E:386:ASN:ND2	2.25	0.51
4:C:1056:TRP:CE3	4:C:1061:PRO:HA	2.46	0.51
4:B:674:ARG:HD3	4:B:674:ARG:N	2.25	0.51
4:B:915:PHE:HA	4:B:918:LEU:HD12	1.92	0.51
5:A:159:SER:CB	5:A:164:LEU:HB2	2.40	0.51
5:A:201:SER:HB3	5:A:207:LEU:HD21	1.92	0.51
5:A:421:PRO:CB	5:A:699:ASP:HA	2.40	0.51
5:A:642:LYS:NZ	5:A:648:ASN:HD21	2.08	0.51
5:A:1242:GLU:HB2	5:A:1247:ILE:HD11	1.91	0.51
1:K:346:GLN:CG	1:K:360:ASN:HB3	2.40	0.51
1:K:378:PHE:HD2	1:K:495:MET:HG2	1.75	0.51
2:H:141:MET:CA	2:H:147:SER:HB2	2.40	0.51
1:F:248:GLN:HE21	1:F:248:GLN:CA	2.23	0.51
3:E:10:THR:HG23	3:E:123:ARG:O	2.10	0.51
3:E:59:PRO:HG3	3:E:393:ARG:HD2	1.92	0.51

Continued on next page...

Continued from previous page...

Atom-1	Atom-2	Interatomic distance (Å)	Clash overlap (Å)
3:E:334:ARG:O	3:E:338:GLU:HG2	2.10	0.51
4:C:221:THR:OG1	4:C:1267:ILE:HB	2.10	0.51
4:C:374:ARG:O	4:C:1259:ARG:HD3	2.09	0.51
4:C:599:LEU:HD21	4:C:819:LEU:HD22	1.93	0.51
4:C:601:ASN:N	4:C:832:GLN:HG2	2.22	0.51
4:C:811:LEU:HA	4:C:815:ALA:CB	2.40	0.51
4:C:942:GLN:CB	4:C:995:THR:HG21	2.40	0.51
4:C:1062:PRO:HG2	4:C:1065:LEU:HD12	1.92	0.51
4:C:1115:TRP:HA	4:C:1122:PHE:CD2	2.44	0.51
4:B:847:VAL:HG22	4:B:1001:TYR:HB2	1.91	0.51
4:B:852:GLN:C	4:B:996:GLN:HG2	2.30	0.51
4:B:905:ILE:HG23	4:B:909:TYR:CE1	2.45	0.51
4:B:1110:PHE:HB2	4:B:1137:ILE:CG2	2.41	0.51
4:B:1182:VAL:HG23	4:B:1183:PRO:HD2	1.92	0.51
4:B:1231:ARG:HG2	4:B:1250:VAL:HG13	1.92	0.51
5:A:463:GLY:HA2	5:A:466:GLN:NE2	2.26	0.51
5:A:562:LEU:N	5:A:562:LEU:HD23	2.25	0.51
5:A:706:ILE:HA	5:A:757:ARG:HG2	1.92	0.51
5:A:985:SER:O	5:A:986:TYR:HB3	2.09	0.51
5:A:1172:GLN:O	5:A:1184:ASN:N	2.29	0.51
1:K:140:LEU:HB3	1:K:170:ARG:HD3	1.90	0.51
1:K:510:VAL:HG13	2:G:312:ARG:CZ	2.29	0.51
2:I:7:ASN:HB3	2:I:9:HIS:CD2	2.45	0.51
2:I:331:ALA:N	2:I:332:PRO:CD	2.73	0.51
2:H:174:ILE:O	2:H:178:ASP:N	2.43	0.51
2:H:244:THR:HG23	2:H:247:ARG:H	1.76	0.51
2:G:136:VAL:O	2:G:136:VAL:HG12	2.09	0.51
2:G:185:MET:SD	2:G:191:ALA:HB2	2.51	0.51
2:G:198:GLU:C	2:G:202:ARG:H	2.13	0.51
1:F:47:PRO:O	1:F:65:ARG:NH1	2.43	0.51
1:F:459:LYS:HE2	1:F:462:PRO:HA	1.92	0.51
3:E:178:LEU:HD22	4:B:481:TRP:CZ2	2.34	0.51
4:C:400:GLU:HA	4:C:403:TYR:CD2	2.45	0.51
4:C:434:PHE:H	4:C:450:VAL:HA	1.74	0.51
4:C:646:VAL:HG21	4:C:684:TRP:CD1	2.45	0.51
4:B:746:GLN:HA	5:A:154:SER:HB2	1.91	0.51
4:B:851:ARG:NH2	4:B:989:SER:HB2	2.25	0.51
5:A:48:ASN:HB3	5:A:51:THR:OG1	2.10	0.51
5:A:517:ALA:N	5:A:550:PHE:O	2.44	0.51
5:A:554:VAL:CG1	5:A:557:GLY:HA3	2.40	0.51
5:A:647:ASN:CG	5:A:684:LEU:HB2	2.30	0.51

Continued on next page...

Continued from previous page...

Atom-1	Atom-2	Interatomic distance (Å)	Clash overlap (Å)
5:A:813:PHE:HD1	5:A:993:LEU:HD11	1.76	0.51
5:A:1063:PHE:CD1	5:A:1063:PHE:C	2.84	0.51
5:A:1101:MET:O	5:A:1114:LEU:N	2.43	0.51
1:K:244:ASN:HB3	1:K:247:ILE:HB	1.91	0.51
1:K:324:ARG:NH2	1:F:436:SER:CA	2.73	0.51
2:I:94:HIS:HA	2:I:97:ARG:HD2	1.92	0.51
2:G:44:VAL:HG22	2:G:49:VAL:HG22	1.92	0.51
2:G:179:LEU:N	2:G:179:LEU:HD23	2.26	0.51
1:F:371:ASP:O	1:F:372:GLN:HB2	2.10	0.51
3:E:99:PRO:O	3:E:101:LEU:HG	2.10	0.51
3:E:142:ARG:O	3:E:145:GLN:HG2	2.10	0.51
4:C:224:ILE:CG2	4:C:1270:VAL:HG22	2.40	0.51
4:B:510:SER:OG	4:B:513:GLU:HG3	2.10	0.51
4:B:591:PHE:CZ	4:B:595:LEU:HD11	2.45	0.51
4:B:775:LEU:HD12	4:B:775:LEU:O	2.11	0.51
4:B:981:ASP:OD2	4:B:981:ASP:N	2.43	0.51
5:A:61:ARG:HB2	5:A:64:GLN:HE22	1.75	0.51
5:A:713:ASN:N	5:A:713:ASN:HD22	2.07	0.51
5:A:934:ARG:NH1	5:A:1209:TYR:O	2.44	0.51
5:A:936:ILE:CG2	5:A:1008:ILE:HG13	2.34	0.51
5:A:981:TRP:CD1	5:A:1118:VAL:HG23	2.43	0.51
1:K:281:GLU:HG3	1:F:294:THR:HG21	1.93	0.51
1:K:398:LYS:HA	1:K:429:GLN:HA	1.93	0.51
2:G:17:ASN:C	2:G:23:VAL:HG22	2.31	0.51
1:F:68:SER:HB2	1:F:98:GLU:O	2.10	0.51
1:F:520:GLY:O	1:F:613:GLN:NE2	2.43	0.51
3:E:158:PHE:HZ	3:E:401:GLN:HA	1.74	0.51
4:C:861:ALA:N	4:B:439:MET:O	2.44	0.51
4:C:1003:GLN:N	4:C:1007:ARG:O	2.38	0.51
4:C:1046:ILE:HD12	4:C:1200:ILE:HD11	1.92	0.51
4:C:1157:ALA:O	4:C:1196:VAL:N	2.34	0.51
4:B:340:ASN:HB3	4:B:343:THR:OG1	2.11	0.51
4:B:600:TYR:CD2	4:B:830:PRO:HA	2.45	0.51
4:B:955:LEU:HD12	4:B:955:LEU:O	2.11	0.51
5:A:585:HIS:HA	5:A:588:LEU:CG	2.38	0.51
5:A:716:PHE:CD1	5:A:781:GLU:HA	2.46	0.51
5:A:837:LEU:HA	5:A:840:ILE:HG13	1.92	0.51
5:A:845:PRO:HB3	5:A:864:ARG:HH12	1.74	0.51
5:A:1145:ILE:N	5:A:1181:LEU:O	2.44	0.51
1:K:57:VAL:HG21	1:K:62:ALA:C	2.30	0.51
1:K:298:PRO:CG	1:K:632:LYS:HD2	2.37	0.51

Continued on next page...

Continued from previous page...

Atom-1	Atom-2	Interatomic distance (Å)	Clash overlap (Å)
1:K:368:VAL:HB	1:K:468:LEU:CB	2.24	0.51
1:K:611:ILE:HD12	1:K:612:THR:N	2.24	0.51
2:I:187:ASP:OD1	2:I:188:PRO:CD	2.49	0.51
2:H:132:ASN:HA	2:H:360:ASP:OD1	2.10	0.51
2:G:55:LEU:HD21	2:G:302:VAL:HG22	1.93	0.51
1:F:290:MET:HG2	1:F:635:LEU:HB3	1.92	0.51
3:E:258:ASN:HB3	4:C:854:ARG:CZ	2.31	0.51
4:C:474:ILE:CG2	4:C:507:TYR:HB2	2.40	0.51
4:C:1249:GLU:CD	4:C:1249:GLU:H	2.13	0.51
4:B:432:GLY:O	4:B:450:VAL:HG23	2.11	0.51
4:B:490:TYR:CG	4:B:905:ILE:HD12	2.45	0.51
4:B:686:ARG:HA	4:B:689:MET:HG3	1.93	0.51
4:B:1053:THR:HB	4:B:1192:SER:HB3	1.91	0.51
5:A:6:GLY:N	5:A:336:SER:O	2.43	0.51
5:A:89:LYS:HB3	5:A:123:PHE:HE2	1.74	0.51
5:A:641:ILE:O	5:A:652:PHE:HB2	2.10	0.51
5:A:1081:ASP:N	5:A:1086:GLU:O	2.43	0.51
5:A:1136:PHE:CD2	5:A:1228:LEU:HB3	2.46	0.51
1:K:346:GLN:CA	1:K:360:ASN:HB3	2.41	0.51
1:K:403:VAL:O	1:K:422:ALA:HA	2.10	0.51
1:K:622:ASN:HA	1:K:625:ILE:HD12	1.92	0.51
2:G:234:LYS:HB3	2:G:238:TYR:CD2	2.45	0.51
2:G:238:TYR:HH	2:G:354:TYR:HH	1.52	0.51
3:E:86:TRP:HE3	4:B:859:GLN:NE2	1.93	0.51
4:C:641:ASP:OD2	4:C:643:CYS:N	2.44	0.51
4:C:709:ILE:O	4:C:713:TRP:N	2.44	0.51
4:C:1075:HIS:O	4:C:1109:ILE:N	2.39	0.51
4:B:837:ARG:H	5:A:238:LEU:HD13	1.73	0.51
5:A:760:PRO:HG3	5:A:996:LEU:HD12	1.93	0.51
2:H:5:LEU:HG	2:H:306:TRP:CE3	2.46	0.51
2:H:101:SER:O	2:H:105:GLN:HG3	2.11	0.51
2:H:103:VAL:HG21	2:H:163:LEU:CD2	2.41	0.51
2:H:179:LEU:CB	2:H:363:ILE:HB	2.41	0.51
2:H:200:ASP:HA	2:H:203:GLN:OE1	2.11	0.51
2:H:260:ALA:HB1	2:H:271:VAL:HG22	1.91	0.51
1:F:378:PHE:HB3	1:F:493:LEU:HD11	1.92	0.51
3:E:79:PRO:HG3	3:E:101:LEU:HD13	1.93	0.51
4:C:300:ALA:O	4:C:1212:THR:HA	2.11	0.51
4:C:540:SER:HB2	4:C:592:ARG:HB2	1.92	0.51
4:C:580:LYS:HE2	4:C:624:GLU:HG2	1.92	0.51
4:C:1035:TYR:O	4:C:1039:GLY:N	2.44	0.51

Continued on next page...

Continued from previous page...

Atom-1	Atom-2	Interatomic distance (Å)	Clash overlap (Å)
4:B:267:LYS:HD2	4:B:310:TRP:CG	2.46	0.51
4:B:1116:GLN:CB	4:B:1172:PRO:HA	2.31	0.51
5:A:1243:SER:N	5:A:1283:ASP:O	2.43	0.51
1:K:55:THR:CG2	1:K:147:TYR:HB3	2.16	0.51
1:K:298:PRO:HG2	1:K:632:LYS:CD	2.41	0.51
1:K:450:TYR:CG	2:H:62:GLN:OE1	2.54	0.51
2:I:196:ARG:CG	2:I:355:PRO:HB3	2.34	0.51
2:H:68:LEU:HD21	2:H:71:HIS:CE1	2.46	0.51
2:G:204:THR:HG23	2:G:267:LYS:CD	2.40	0.51
3:E:3:ARG:CA	3:E:300:GLN:HB2	2.29	0.51
3:E:165:ARG:HG2	3:E:166:VAL:N	2.25	0.51
3:E:209:TYR:HA	3:E:212:MET:SD	2.51	0.51
4:C:622:SER:O	4:C:626:LEU:HG	2.11	0.51
4:C:644:ALA:N	4:C:645:PRO:CD	2.74	0.51
4:C:690:ASN:HB3	4:C:693:LEU:CG	2.40	0.51
4:C:697:ILE:O	4:C:700:PRO:HD3	2.11	0.51
4:C:708:ILE:HG23	4:C:712:TYR:CD1	2.46	0.51
4:C:1233:ASN:HA	4:C:1236:THR:OG1	2.11	0.51
4:B:333:HIS:HA	4:B:336:LYS:HG2	1.92	0.51
4:B:474:ILE:O	4:B:505:MET:HB2	2.11	0.51
5:A:12:SER:CB	5:A:382:SER:HB3	2.41	0.51
5:A:160:HIS:N	5:A:163:VAL:O	2.44	0.51
5:A:327:LEU:O	5:A:331:VAL:HG23	2.10	0.51
5:A:511:SER:HB2	5:A:571:TYR:CA	2.34	0.51
5:A:1171:PHE:N	5:A:1171:PHE:CD1	2.79	0.51
1:K:375:PRO:CB	1:K:498:LEU:HB2	2.40	0.51
1:K:650:LYS:CD	1:F:299:GLU:HB2	2.40	0.51
1:K:669:SER:O	1:K:673:PRO:N	2.44	0.51
2:I:72:ARG:CA	1:F:580:GLY:CA	2.85	0.51
2:I:211:ASP:HB2	2:I:213:ARG:CZ	2.41	0.51
2:I:220:VAL:O	2:I:358:ILE:HA	2.11	0.51
2:H:68:LEU:HD12	2:H:69:PRO:HD2	1.91	0.51
2:G:132:ASN:HD22	2:G:132:ASN:C	2.13	0.51
1:F:402:ILE:N	1:F:469:LEU:O	2.39	0.51
1:F:404:PHE:CB	1:F:413:TRP:HH2	2.24	0.51
4:C:293:GLN:O	4:C:411:MET:HG3	2.11	0.51
4:C:451:PHE:CD1	4:C:1256:VAL:HG13	2.46	0.51
4:C:776:VAL:HG22	4:C:776:VAL:O	2.11	0.51
4:C:949:LEU:HB3	4:C:952:ILE:CD1	2.41	0.51
4:C:1081:CYS:HA	4:C:1095:ARG:CG	2.40	0.51
4:B:251:ASP:HB3	4:B:979:LEU:HD22	1.92	0.51

Continued on next page...

Continued from previous page...

Atom-1	Atom-2	Interatomic distance (Å)	Clash overlap (Å)
4:B:644:ALA:HB3	4:B:645:PRO:HD3	1.93	0.51
5:A:7:VAL:HG12	5:A:9:LEU:HD21	1.91	0.51
5:A:13:LEU:HB3	5:A:311:GLY:C	2.31	0.51
5:A:223:HIS:HD2	5:A:282:CYS:C	2.14	0.51
5:A:832:PRO:CA	5:A:854:THR:HA	2.39	0.51
5:A:878:ILE:HB	5:A:916:LYS:CB	2.41	0.51
5:A:951:PHE:N	5:A:956:ARG:O	2.36	0.51
5:A:971:ARG:NH2	5:A:1027:PRO:HA	2.26	0.51
5:A:1079:GLN:N	5:A:1079:GLN:NE2	2.59	0.51
5:A:1080:PHE:HB2	5:A:1087:TRP:NE1	2.25	0.51
5:A:1081:ASP:HB3	5:A:1086:GLU:N	2.26	0.51
1:K:485:GLN:OE1	1:F:436:SER:CA	2.59	0.50
1:K:645:LYS:O	1:K:648:VAL:HG22	2.12	0.50
2:H:364:LEU:HD12	2:H:364:LEU:C	2.31	0.50
2:G:20:GLU:HG2	2:G:22:ARG:HD2	1.92	0.50
2:G:26:TYR:HB2	2:G:32:TRP:CE2	2.47	0.50
2:G:224:ASP:N	2:G:355:PRO:O	2.33	0.50
3:E:165:ARG:HB2	3:E:269:SER:CB	2.41	0.50
3:E:225:VAL:HG12	3:E:342:ARG:HE	1.76	0.50
3:E:305:ASP:HB3	3:E:308:SER:OG	2.11	0.50
4:C:504:LEU:N	4:C:1263:GLU:O	2.43	0.50
4:C:634:LEU:HD23	4:C:883:THR:CG2	2.36	0.50
4:C:772:MET:O	4:C:776:VAL:HG12	2.12	0.50
4:C:1085:PHE:CD2	4:B:285:PHE:CB	2.95	0.50
1:K:46:VAL:C	1:K:148:VAL:HG13	2.32	0.50
1:K:50:ALA:CB	1:K:57:VAL:HG22	2.41	0.50
1:K:566:VAL:HG23	1:K:567:PRO:CD	2.40	0.50
1:K:661:THR:HA	1:K:664:PHE:CD2	2.46	0.50
2:I:299:VAL:HA	2:I:320:MET:SD	2.51	0.50
2:H:224:ASP:HA	2:H:357:MET:CE	2.41	0.50
2:G:48:ALA:HB1	2:G:57:VAL:HG11	1.93	0.50
2:G:248:ASP:HB3	2:G:347:THR:CG2	2.41	0.50
2:G:292:LEU:HD13	2:G:327:THR:HG22	1.91	0.50
1:F:124:PHE:CG	1:F:188:TRP:HB2	2.46	0.50
1:F:376:MET:HG2	1:F:495:MET:HE3	1.92	0.50
3:E:107:ALA:HB3	3:E:112:LEU:CD2	2.41	0.50
3:E:231:GLN:HA	3:E:259:HIS:CG	2.45	0.50
4:C:356:ALA:HB1	4:C:965:PHE:CE1	2.46	0.50
4:C:427:VAL:HG22	4:C:1235:LEU:HA	1.92	0.50
4:C:614:PRO:HB2	4:C:618:GLY:CA	2.41	0.50
4:C:1151:TYR:C	4:C:1151:TYR:HD1	2.13	0.50

Continued on next page...

Continued from previous page...

Atom-1	Atom-2	Interatomic distance (Å)	Clash overlap (Å)
4:C:1158:ASN:ND2	4:C:1160:TRP:HB3	2.25	0.50
4:B:487:ALA:HA	4:B:909:TYR:CE2	2.47	0.50
4:B:657:VAL:HG22	4:B:671:GLN:CG	2.38	0.50
4:B:1093:MET:HB3	4:B:1102:VAL:N	2.26	0.50
5:A:323:THR:HG23	5:A:326:TRP:CB	2.41	0.50
5:A:393:PRO:C	5:A:740:SER:HB2	2.31	0.50
5:A:403:ASP:HB2	5:A:774:LEU:HB2	1.93	0.50
5:A:417:LEU:CD2	5:A:711:ILE:HG13	2.40	0.50
5:A:573:PHE:CE2	5:A:575:TYR:HB2	2.46	0.50
5:A:970:CYS:HB3	5:A:979:ILE:HD11	1.93	0.50
1:K:136:LYS:HG2	1:K:139:ASP:CG	2.32	0.50
1:K:392:TRP:CZ2	1:K:397:LYS:HG3	2.47	0.50
1:K:506:LYS:HG3	2:G:313:TYR:CA	2.38	0.50
2:H:177:SER:HB2	2:H:179:LEU:HG	1.93	0.50
2:G:100:LEU:O	2:G:100:LEU:HD12	2.10	0.50
2:G:257:TYR:CD1	2:G:344:SER:HA	2.47	0.50
1:F:192:LEU:O	1:F:196:GLN:HG3	2.10	0.50
1:F:503:VAL:O	1:F:509:VAL:HA	2.11	0.50
3:E:96:TRP:CE3	3:E:104:LEU:HG	2.46	0.50
3:E:106:VAL:HG21	4:B:944:PRO:CA	2.40	0.50
4:C:638:LEU:N	4:C:638:LEU:HD23	2.26	0.50
4:C:1041:ALA:N	4:C:1144:TYR:O	2.34	0.50
4:C:1080:ASP:O	4:C:1095:ARG:NH1	2.44	0.50
4:C:1111:PRO:HG2	4:C:1114:LEU:CG	2.34	0.50
4:C:1170:ILE:HG12	4:C:1175:ILE:CG1	2.41	0.50
5:A:593:GLY:HA2	5:A:596:GLU:CD	2.32	0.50
5:A:820:TYR:HB2	5:A:823:ASP:OD2	2.12	0.50
5:A:1033:ASN:CB	5:A:1038:GLN:HB3	2.41	0.50
5:A:1035:ILE:HG23	5:A:1120:ASP:HB2	1.92	0.50
5:A:1054:ASN:H	5:A:1104:LEU:HD12	1.77	0.50
5:A:1234:ASP:CG	5:A:1238:TRP:HE1	2.15	0.50
1:K:300:ILE:O	1:K:515:PRO:HG2	2.10	0.50
1:K:331:ALA:HB1	1:K:333:TRP:CD1	2.46	0.50
1:K:485:GLN:OE1	1:F:436:SER:HA	2.11	0.50
2:G:26:TYR:CD2	2:G:42:MET:HG3	2.47	0.50
1:F:346:GLN:HG2	1:F:360:ASN:OD1	2.10	0.50
3:E:50:ARG:NH1	3:E:50:ARG:CB	2.62	0.50
3:E:161:ILE:HA	3:E:273:MET:HA	1.94	0.50
3:E:177:GLN:HA	4:B:497:TYR:CD2	2.03	0.50
4:C:307:HIS:HB3	4:C:310:TRP:HB3	1.92	0.50
4:C:1154:ARG:HA	4:C:1192:SER:CA	2.42	0.50

Continued on next page...

Continued from previous page...

Atom-1	Atom-2	Interatomic distance (Å)	Clash overlap (Å)
4:B:574:ALA:O	4:B:577:ILE:HG22	2.11	0.50
5:A:621:ARG:N	5:A:622:PRO:CD	2.75	0.50
5:A:644:PHE:O	5:A:644:PHE:CG	2.64	0.50
5:A:1057:PHE:N	5:A:1060:ALA:O	2.40	0.50
5:A:1238:TRP:CE3	5:A:1286:LEU:HB3	2.47	0.50
1:K:236:ALA:O	1:K:240:LEU:HG	2.10	0.50
1:K:341:MET:N	1:K:341:MET:SD	2.84	0.50
1:K:524:PRO:CG	1:F:377:ARG:NH2	2.75	0.50
1:K:661:THR:HG23	1:K:664:PHE:CE2	2.47	0.50
1:F:108:ILE:HG12	1:F:141:LEU:HD11	1.94	0.50
1:F:124:PHE:HB2	1:F:188:TRP:CB	2.42	0.50
3:E:48:LEU:HB3	3:E:248:ALA:HB1	1.93	0.50
3:E:177:GLN:CA	4:B:497:TYR:CD2	2.79	0.50
4:C:336:LYS:HA	4:C:340:ASN:HD22	1.75	0.50
4:C:352:LEU:HB3	4:C:955:LEU:N	2.27	0.50
4:C:430:ARG:HD3	4:C:451:PHE:CZ	2.47	0.50
4:C:815:ALA:HB3	4:C:816:PRO:HD3	1.92	0.50
4:B:836:VAL:CG2	4:B:836:VAL:O	2.60	0.50
5:A:102:PRO:HB2	5:A:105:ASN:OD1	2.10	0.50
5:A:621:ARG:HB2	5:A:622:PRO:HD3	1.93	0.50
5:A:743:ILE:HG13	5:A:752:LEU:CD1	2.35	0.50
5:A:828:LEU:HD13	5:A:872:TYR:CE1	2.47	0.50
5:A:919:ALA:HB3	5:A:922:VAL:CG2	2.42	0.50
5:A:989:ARG:O	5:A:992:ARG:HG2	2.12	0.50
1:K:523:THR:N	1:K:526:SER:HB2	2.25	0.50
2:H:79:HIS:O	2:H:83:VAL:N	2.44	0.50
2:G:79:HIS:HE1	2:G:83:VAL:HG23	1.76	0.50
2:G:184:MET:HA	2:G:261:THR:CA	2.34	0.50
2:G:234:LYS:HB3	2:G:238:TYR:HE2	1.75	0.50
2:G:236:ARG:O	2:G:240:LYS:HG3	2.11	0.50
1:F:301:ILE:HD12	1:F:624:TRP:HZ2	1.76	0.50
1:F:301:ILE:HD12	1:F:624:TRP:CZ2	2.46	0.50
4:C:1041:ALA:HB2	4:C:1146:TYR:CD2	2.46	0.50
4:B:983:LEU:HG	4:B:984:LEU:HG	1.94	0.50
5:A:186:PRO:HG2	5:A:188:PHE:CE1	2.47	0.50
5:A:491:LYS:O	5:A:495:GLN:HG2	2.12	0.50
5:A:759:SER:HB2	5:A:760:PRO:HD2	1.94	0.50
5:A:827:ASP:HA	5:A:887:THR:OG1	2.11	0.50
5:A:1062:ALA:HB1	5:A:1073:ILE:CG1	2.41	0.50
1:K:272:PRO:CG	1:K:278:PRO:HD3	2.42	0.50
1:K:297:GLU:N	1:K:298:PRO:HD3	2.27	0.50

Continued on next page...

Continued from previous page...

Atom-1	Atom-2	Interatomic distance (Å)	Clash overlap (Å)
1:K:390:THR:O	2:H:277:THR:CA	2.60	0.50
2:I:199:GLY:H	2:I:202:ARG:HH12	1.59	0.50
2:G:200:ASP:HA	2:G:203:GLN:HB2	1.92	0.50
3:E:47:SER:HB2	3:E:50:ARG:HH12	1.77	0.50
4:C:219:HIS:CE1	4:C:233:VAL:HG21	2.47	0.50
4:C:283:TYR:N	4:C:290:TYR:O	2.40	0.50
4:C:719:ILE:HG23	4:C:739:LEU:HB3	1.93	0.50
4:B:261:GLY:H	4:B:313:ASN:H	1.59	0.50
4:B:935:VAL:O	4:B:939:SER:N	2.44	0.50
5:A:252:THR:HA	5:A:255:MET:CE	2.41	0.50
5:A:289:ALA:HB2	5:A:348:GLU:OE2	2.11	0.50
5:A:431:VAL:HA	5:A:477:LYS:O	2.12	0.50
5:A:533:TRP:HZ2	5:A:544:PRO:HB3	1.76	0.50
5:A:709:ILE:HG12	5:A:730:LEU:HD12	1.94	0.50
5:A:1057:PHE:HE1	5:A:1097:GLY:HA3	1.77	0.50
1:K:200:PRO:HG2	1:K:661:THR:CG2	2.42	0.50
1:K:304:LEU:HA	1:K:514:VAL:CG1	2.42	0.50
1:K:409:PRO:HD2	1:K:412:LEU:HB2	1.92	0.50
2:H:20:GLU:CG	2:H:22:ARG:HD2	2.42	0.50
2:G:186:ARG:HA	2:G:249:PHE:CZ	2.47	0.50
1:F:266:ALA:O	1:F:270:LEU:HG	2.12	0.50
4:C:375:HIS:HA	4:C:1259:ARG:HB3	1.93	0.50
4:C:542:LEU:O	4:C:546:ILE:N	2.44	0.50
4:C:817:VAL:O	4:C:821:VAL:HG23	2.12	0.50
4:C:948:TYR:CD2	4:C:948:TYR:N	2.78	0.50
4:B:837:ARG:HB3	5:A:238:LEU:HB3	1.93	0.50
4:B:999:ILE:O	4:B:1011:VAL:N	2.45	0.50
5:A:9:LEU:HD22	5:A:314:LEU:CD2	2.41	0.50
5:A:187:LEU:HD12	5:A:191:ASP:CB	2.38	0.50
5:A:200:TYR:HA	5:A:231:HIS:O	2.11	0.50
5:A:241:MET:N	5:A:249:ILE:O	2.42	0.50
5:A:637:SER:C	5:A:664:LEU:HD11	2.31	0.50
5:A:903:PHE:CE1	5:A:927:ASN:HB2	2.47	0.50
5:A:1167:ASN:N	5:A:1270:TRP:HA	2.26	0.50
5:A:1271:SER:HB3	5:A:1274:ILE:HG13	1.94	0.50
1:K:574:ILE:HD13	1:K:577:LEU:HD12	1.94	0.50
2:H:339:ALA:HA	2:H:342:MET:HB2	1.94	0.50
2:H:340:LEU:N	2:H:340:LEU:CD1	2.75	0.50
1:F:434:ASP:HA	1:F:441:SER:HA	1.93	0.50
3:E:158:PHE:HE2	3:E:275:THR:HA	1.77	0.50
4:C:301:VAL:HG22	4:C:1209:LEU:CD2	2.42	0.50

Continued on next page...

Continued from previous page...

Atom-1	Atom-2	Interatomic distance (Å)	Clash overlap (Å)
4:C:508:ARG:HH22	4:C:726:VAL:HA	1.76	0.50
4:C:699:ALA:HB1	4:C:702:LEU:CD1	2.40	0.50
4:B:348:GLY:CA	4:B:1174:SER:HB2	2.41	0.50
5:A:76:PRO:HD2	5:A:82:TRP:CD1	2.46	0.50
5:A:171:LYS:HD3	5:A:172:TYR:CZ	2.47	0.50
5:A:310:ASN:HB2	5:A:312:TYR:CD1	2.47	0.50
5:A:472:PHE:HD2	5:A:646:THR:HG23	1.76	0.50
5:A:1080:PHE:CE1	5:A:1085:GLY:HA2	2.47	0.50
5:A:1156:PHE:HZ	5:A:1201:VAL:CG1	2.25	0.50
5:A:1258:PRO:HB2	5:A:1261:TRP:CB	2.39	0.50
2:G:5:LEU:HD13	2:G:6:PRO:HD2	1.93	0.49
1:F:228:LEU:H	1:F:228:LEU:CD2	2.25	0.49
1:F:298:PRO:HA	1:F:301:ILE:CG1	2.42	0.49
1:F:309:ALA:HB3	1:F:310:PRO:HD3	1.92	0.49
1:F:370:LEU:HB2	1:F:466:TYR:HB2	1.93	0.49
3:E:137:PRO:HD2	3:E:138:ARG:NH2	2.27	0.49
3:E:230:GLN:O	3:E:259:HIS:HB2	2.12	0.49
3:E:349:MET:HE1	3:E:354:GLN:HB2	1.94	0.49
3:E:391:MET:SD	3:E:391:MET:C	2.90	0.49
4:C:514:ARG:HH12	4:C:729:SER:HA	1.77	0.49
4:C:551:ILE:HA	4:C:888:SER:O	2.12	0.49
4:B:678:PHE:HB3	4:B:683:THR:OG1	2.12	0.49
5:A:306:LEU:HD23	5:A:344:LEU:HB3	1.94	0.49
5:A:712:GLU:HA	5:A:751:VAL:HA	1.93	0.49
1:K:101:VAL:HB	1:K:166:ILE:CG2	2.42	0.49
1:K:254:GLU:HB3	1:K:256:THR:HG23	1.94	0.49
1:K:338:PRO:HB3	2:G:333:ILE:CD1	2.42	0.49
1:K:650:LYS:HE2	1:F:300:ILE:CB	2.41	0.49
1:F:346:GLN:HA	1:F:360:ASN:CA	2.32	0.49
3:E:108:PRO:HD2	3:E:111:VAL:CB	2.42	0.49
3:E:186:THR:HB	3:E:250:VAL:HG11	1.94	0.49
4:C:308:THR:HG1	4:C:321:SER:HA	1.77	0.49
4:C:309:ARG:HB3	4:C:312:SER:OG	2.12	0.49
4:C:935:VAL:CG1	4:C:993:ARG:HA	2.42	0.49
4:C:1121:TYR:CE2	4:B:414:PRO:CB	2.91	0.49
4:C:1136:ARG:HH22	4:C:1200:ILE:HD13	1.76	0.49
4:B:515:GLN:O	4:B:519:ILE:HG13	2.11	0.49
5:A:512:VAL:HG11	5:A:533:TRP:CH2	2.40	0.49
5:A:615:LYS:HE2	5:A:617:ASN:HB2	1.93	0.49
5:A:704:THR:HA	5:A:759:SER:HA	1.94	0.49
5:A:911:ILE:HD13	5:A:914:LEU:CD1	2.42	0.49

Continued on next page...

Continued from previous page...

Atom-1	Atom-2	Interatomic distance (Å)	Clash overlap (Å)
5:A:1079:GLN:O	5:A:1087:TRP:HA	2.11	0.49
1:K:537:ARG:HG2	1:K:537:ARG:NH1	2.27	0.49
2:I:199:GLY:H	2:I:202:ARG:NH1	2.10	0.49
2:I:337:PRO:HB2	2:I:340:LEU:HD13	1.94	0.49
2:H:243:VAL:HG22	2:H:349:PHE:CD1	2.47	0.49
4:C:674:ARG:H	4:B:492:THR:HG21	1.76	0.49
4:C:708:ILE:HG23	4:C:712:TYR:HD1	1.75	0.49
4:C:892:PRO:HB2	4:C:895:LEU:CB	2.43	0.49
4:B:850:THR:HG23	4:B:850:THR:O	2.12	0.49
4:B:1111:PRO:HG2	4:B:1114:LEU:HB3	1.91	0.49
5:A:209:ARG:HA	5:A:212:TRP:CD1	2.47	0.49
5:A:486:ASP:O	5:A:489:VAL:HG22	2.11	0.49
5:A:940:LEU:HD11	5:A:942:ILE:HG12	1.94	0.49
5:A:990:TRP:CE2	5:A:991:THR:HG22	2.47	0.49
5:A:1192:LYS:HA	5:A:1218:ASN:O	2.12	0.49
1:K:328:ILE:HD13	1:K:336:MET:HB3	1.94	0.49
2:I:73:CYS:CA	1:F:581:TYR:CB	2.86	0.49
2:I:339:ALA:CA	2:I:342:MET:HG2	2.39	0.49
2:G:252:PHE:CE1	2:G:275:MET:HB2	2.47	0.49
2:G:258:SER:HB2	2:G:343:PHE:CE1	2.47	0.49
3:E:22:ASN:HD22	3:E:25:LEU:H	1.58	0.49
4:C:378:PHE:CZ	4:C:448:VAL:HG21	2.47	0.49
4:C:1079:ARG:HG2	4:C:1079:ARG:HH11	1.77	0.49
4:B:454:SER:O	4:B:1255:ASN:ND2	2.45	0.49
4:B:472:MET:C	4:B:506:PRO:HA	2.33	0.49
4:B:583:PRO:HA	4:B:880:ARG:NH1	2.26	0.49
5:A:12:SER:HB2	5:A:382:SER:N	2.27	0.49
5:A:511:SER:OG	5:A:572:GLN:HG3	2.12	0.49
5:A:861:TRP:HA	5:A:861:TRP:CE3	2.47	0.49
5:A:888:CYS:SG	5:A:888:CYS:O	2.70	0.49
5:A:1063:PHE:CD2	5:A:1073:ILE:HD12	2.47	0.49
5:A:1238:TRP:CE2	5:A:1288:PRO:HB3	2.46	0.49
1:K:68:SER:HA	1:K:71:ILE:HB	1.94	0.49
2:I:95:TRP:CZ3	2:I:284:PRO:HD3	2.47	0.49
2:I:132:ASN:HA	2:I:360:ASP:OD1	2.12	0.49
2:I:312:ARG:HH22	1:F:507:GLY:C	2.15	0.49
2:H:281:LYS:HB3	2:H:283:TYR:CE1	2.48	0.49
3:E:148:SER:HB2	3:E:319:TRP:HH2	1.76	0.49
3:E:163:TYR:CZ	3:E:269:SER:HB2	2.47	0.49
3:E:185:HIS:CE1	4:B:500:SER:HB3	2.35	0.49
3:E:340:CYS:CB	3:E:354:GLN:HG3	2.33	0.49

Continued on next page...

Continued from previous page...

Atom-1	Atom-2	Interatomic distance (Å)	Clash overlap (Å)
4:C:418:LYS:N	4:C:1217:PRO:HA	2.28	0.49
4:C:591:PHE:CZ	4:C:595:LEU:HD11	2.47	0.49
4:C:1087:MET:N	4:C:1090:ALA:HB3	2.26	0.49
4:C:1138:ARG:NH2	4:C:1202:THR:HG21	2.27	0.49
4:C:1229:VAL:HG13	4:C:1236:THR:OG1	2.12	0.49
4:B:270:PRO:HG3	4:B:297:PRO:HB3	1.94	0.49
4:B:340:ASN:N	4:B:340:ASN:ND2	2.56	0.49
4:B:509:ILE:HD11	4:B:918:LEU:HB3	1.95	0.49
4:B:852:GLN:HA	4:B:996:GLN:N	2.26	0.49
4:B:991:ASP:O	4:B:995:THR:HG23	2.13	0.49
5:A:69:ASP:HB3	5:A:72:LEU:HG	1.95	0.49
5:A:221:LEU:HB2	5:A:283:TYR:HB3	1.95	0.49
5:A:744:TYR:N	5:A:751:VAL:O	2.39	0.49
1:K:401:PHE:O	1:K:424:VAL:HA	2.12	0.49
2:G:26:TYR:HA	2:G:32:TRP:HA	1.93	0.49
1:F:334:LEU:HD21	1:F:368:VAL:HG22	1.93	0.49
1:F:335:ARG:HG3	1:F:369:ASN:HD22	1.77	0.49
1:F:347:ILE:HD12	1:F:419:ILE:HD13	1.95	0.49
1:F:376:MET:HA	1:F:498:LEU:H	1.77	0.49
3:E:46:ILE:HD12	3:E:52:LEU:N	2.27	0.49
3:E:349:MET:CE	3:E:354:GLN:HB2	2.42	0.49
4:B:491:VAL:CG2	4:B:905:ILE:HG22	2.42	0.49
4:B:1137:ILE:HG22	4:B:1139:ILE:HD12	1.93	0.49
4:B:1166:TRP:O	4:B:1170:ILE:HG13	2.11	0.49
4:B:1230:GLU:CB	4:B:1250:VAL:HG11	2.33	0.49
5:A:55:VAL:HG12	5:A:177:ASN:HB2	1.94	0.49
5:A:119:LEU:O	5:A:119:LEU:HD23	2.13	0.49
5:A:285:LEU:HD22	5:A:292:VAL:HG21	1.94	0.49
5:A:307:LEU:CD1	5:A:342:THR:HG21	2.43	0.49
1:K:47:PRO:HA	1:K:148:VAL:HG22	1.95	0.49
1:K:457:LEU:HD13	1:K:466:TYR:CG	2.47	0.49
1:K:483:MET:SD	1:K:485:GLN:HB2	2.53	0.49
2:I:95:TRP:HZ3	2:I:284:PRO:HD3	1.77	0.49
2:G:133:TRP:HB2	2:G:220:VAL:CG2	2.42	0.49
1:F:103:VAL:HG11	1:F:141:LEU:HD21	1.92	0.49
1:F:323:VAL:HA	1:F:326:LEU:HD12	1.91	0.49
3:E:90:ARG:CD	3:E:93:ARG:HA	2.41	0.49
4:C:453:THR:HA	4:C:1254:TYR:CB	2.42	0.49
4:C:500:SER:HB3	4:C:503:ARG:HG3	1.93	0.49
4:C:556:ILE:CD1	4:C:888:SER:HB3	2.42	0.49
4:C:906:TYR:N	4:C:907:PRO:HD2	2.27	0.49

Continued on next page...

Continued from previous page...

Atom-1	Atom-2	Interatomic distance (Å)	Clash overlap (Å)
4:C:1106:GLY:O	4:C:1135:LEU:HD12	2.12	0.49
4:C:1131:LYS:HD3	4:C:1160:TRP:CG	2.48	0.49
4:B:522:ILE:HA	4:B:525:ILE:CG1	2.41	0.49
5:A:494:TYR:HE1	5:A:541:VAL:HG22	1.78	0.49
5:A:707:GLU:CG	5:A:758:ARG:HB3	2.43	0.49
5:A:962:ASP:O	5:A:966:LEU:HG	2.13	0.49
1:K:370:LEU:HD12	1:K:403:VAL:CG1	2.39	0.49
1:K:380:LEU:N	1:K:448:LEU:O	2.40	0.49
1:K:409:PRO:CB	1:K:412:LEU:HB2	2.43	0.49
2:I:236:ARG:HE	2:I:240:LYS:HD2	1.76	0.49
2:H:243:VAL:HA	2:H:349:PHE:CB	2.33	0.49
2:H:272:PHE:CE2	2:H:282:MET:HB2	2.48	0.49
2:H:299:VAL:HG13	2:H:320:MET:CG	2.38	0.49
2:G:99:MET:HA	2:G:99:MET:CE	2.43	0.49
2:G:141:MET:CA	2:G:147:SER:HB3	2.34	0.49
2:G:210:PHE:CZ	2:G:268:MET:HG2	2.48	0.49
2:G:252:PHE:CZ	2:G:275:MET:HB2	2.48	0.49
1:F:124:PHE:CD1	1:F:188:TRP:HB2	2.47	0.49
1:F:347:ILE:O	1:F:358:HIS:HA	2.12	0.49
3:E:48:LEU:C	3:E:51:GLY:H	2.15	0.49
3:E:305:ASP:HB3	3:E:308:SER:HB2	1.94	0.49
3:E:306:ASN:HA	3:E:309:VAL:HG22	1.94	0.49
4:C:652:LEU:HD23	4:C:702:LEU:HD23	1.95	0.49
4:C:936:ALA:HA	4:C:941:THR:HB	1.95	0.49
4:C:937:GLN:NE2	4:C:945:VAL:HB	2.27	0.49
4:B:265:SER:CB	4:B:308:THR:HA	2.43	0.49
4:B:347:ARG:CB	4:B:1176:PRO:HB3	2.42	0.49
4:B:474:ILE:HG12	4:B:505:MET:O	2.13	0.49
4:B:509:ILE:HD11	4:B:918:LEU:HD22	1.94	0.49
4:B:603:VAL:HG13	4:B:831:PHE:CG	2.48	0.49
4:B:747:PRO:CG	5:A:154:SER:H	2.22	0.49
4:B:952:ILE:HD11	4:B:1031:PHE:CE2	2.46	0.49
4:B:1147:MET:N	4:B:1178:VAL:O	2.46	0.49
5:A:608:PRO:HA	5:A:659:HIS:CG	2.48	0.49
5:A:775:ILE:HD12	5:A:775:ILE:C	2.33	0.49
5:A:828:LEU:HB3	5:A:872:TYR:CD1	2.48	0.49
5:A:981:TRP:CD1	5:A:1117:PHE:HA	2.48	0.49
5:A:1047:PHE:HB2	5:A:1087:TRP:CD1	2.47	0.49
1:K:128:LEU:N	1:K:128:LEU:CD1	2.75	0.49
1:K:346:GLN:HG2	1:K:360:ASN:CG	2.33	0.49
1:K:381:ASP:HB3	1:K:492:LEU:HB3	1.95	0.49

Continued on next page...

Continued from previous page...

Atom-1	Atom-2	Interatomic distance (Å)	Clash overlap (Å)
1:K:506:LYS:HG3	2:G:313:TYR:N	2.19	0.49
1:K:520:GLY:C	1:K:613:GLN:HA	2.33	0.49
1:F:99:PRO:HB2	1:F:168:PRO:HD3	1.94	0.49
1:F:550:ILE:HD12	1:F:603:PHE:HE2	1.77	0.49
3:E:170:MET:HA	3:E:211:ARG:NE	2.26	0.49
4:C:338:LEU:HD12	4:C:965:PHE:CE1	2.47	0.49
4:C:356:ALA:HB1	4:C:965:PHE:CZ	2.47	0.49
4:C:1002:GLN:NE2	4:C:1006:GLY:HA2	2.27	0.49
4:C:1046:ILE:HD12	4:C:1066:VAL:HB	1.93	0.49
4:B:654:ASN:HD21	4:B:675:ALA:N	2.11	0.49
4:B:731:ASN:ND2	4:B:737:GLU:H	2.11	0.49
4:B:955:LEU:HD12	4:B:955:LEU:C	2.33	0.49
5:A:636:THR:HA	5:A:662:SER:CB	2.35	0.49
5:A:830:THR:CG2	5:A:848:CYS:HB3	2.34	0.49
1:K:325:THR:HG22	1:F:442:ILE:HD11	1.94	0.49
1:K:415:ALA:N	1:K:418:GLN:OE1	2.45	0.49
1:K:504:THR:HB	2:G:316:GLY:CA	2.43	0.49
4:C:472:MET:HE2	4:C:506:PRO:HB2	1.95	0.49
4:C:476:PRO:O	4:C:480:GLU:HG3	2.12	0.49
4:C:1081:CYS:C	4:C:1095:ARG:HB3	2.33	0.49
4:B:440:MET:HB2	4:B:443:ALA:HB3	1.93	0.49
4:B:503:ARG:HA	4:B:1263:GLU:O	2.13	0.49
4:B:854:ARG:HG3	4:B:863:SER:HB2	1.94	0.49
4:B:1041:ALA:HB3	4:B:1144:TYR:O	2.13	0.49
4:B:1203:GLU:HG3	4:B:1205:ASN:ND2	2.26	0.49
5:A:220:VAL:O	5:A:286:ARG:N	2.38	0.49
5:A:242:VAL:HA	5:A:248:ILE:HA	1.94	0.49
5:A:307:LEU:CD2	5:A:342:THR:HG21	2.43	0.49
5:A:712:GLU:CB	5:A:751:VAL:HG22	2.39	0.49
5:A:1171:PHE:HB3	5:A:1183:MET:CG	2.43	0.49
1:K:112:THR:O	1:K:116:MET:HG2	2.12	0.48
1:K:151:SER:HB3	1:F:119:GLU:CG	2.43	0.48
1:K:248:GLN:CB	1:K:257:VAL:HG12	2.38	0.48
1:K:413:TRP:CZ2	1:K:419:ILE:HA	2.48	0.48
1:K:506:LYS:HD3	2:G:311:ILE:N	2.23	0.48
1:K:506:LYS:C	2:G:312:ARG:C	2.72	0.48
1:K:575:SER:O	1:K:578:GLU:HB2	2.13	0.48
1:F:403:VAL:HG21	1:F:450:TYR:OH	2.13	0.48
1:F:453:GLU:HB2	1:F:456:GLN:HB2	1.94	0.48
3:E:35:SER:CB	4:B:1014:GLU:OE1	2.60	0.48
3:E:52:LEU:HG	3:E:281:MET:CE	2.41	0.48

Continued on next page...

Continued from previous page...

Atom-1	Atom-2	Interatomic distance (Å)	Clash overlap (Å)
3:E:90:ARG:HB3	3:E:111:VAL:HG12	1.95	0.48
3:E:271:PHE:CD1	3:E:304:ILE:HD11	2.48	0.48
3:E:273:MET:N	3:E:328:HIS:O	2.46	0.48
3:E:333:ARG:O	3:E:333:ARG:HD3	2.13	0.48
4:C:597:GLY:HA3	4:C:604:VAL:HG11	1.94	0.48
4:C:957:ALA:HB1	4:C:961:THR:HB	1.95	0.48
4:B:339:LEU:HB2	4:B:353:MET:HG2	1.94	0.48
4:B:812:GLN:HG2	4:B:813:GLN:HG3	1.94	0.48
5:A:50:ARG:HB2	5:A:183:ASP:CG	2.34	0.48
5:A:54:ILE:H	5:A:54:ILE:CD1	2.22	0.48
5:A:111:VAL:C	5:A:138:ILE:HB	2.33	0.48
5:A:199:PHE:O	5:A:232:HIS:HA	2.12	0.48
5:A:512:VAL:HG13	5:A:573:PHE:CD2	2.47	0.48
5:A:990:TRP:HH2	5:A:1006:ILE:HG12	1.76	0.48
5:A:1122:PRO:HB3	5:A:1148:ASN:ND2	2.28	0.48
5:A:1240:VAL:HG11	5:A:1261:TRP:CZ2	2.48	0.48
1:K:48:TRP:CB	1:K:63:LEU:HD13	2.40	0.48
1:K:53:ASP:O	1:K:56:SER:HB2	2.13	0.48
1:K:102:VAL:CG2	1:K:148:VAL:HG11	2.37	0.48
1:K:379:VAL:HA	1:K:448:LEU:O	2.13	0.48
1:K:450:TYR:HA	2:H:62:GLN:HE22	1.78	0.48
1:K:629:GLN:HA	1:K:632:LYS:HD3	1.95	0.48
2:H:14:LEU:HD13	2:H:45:CYS:SG	2.53	0.48
2:H:94:HIS:HA	2:H:97:ARG:HD2	1.93	0.48
2:H:141:MET:N	2:H:147:SER:HB2	2.28	0.48
2:G:220:VAL:O	2:G:358:ILE:HG23	2.13	0.48
1:F:51:ILE:HG13	1:F:64:ARG:HD3	1.94	0.48
1:F:53:ASP:OD1	5:A:345:TRP:CB	2.55	0.48
1:F:349:VAL:N	1:F:357:TRP:O	2.38	0.48
1:F:402:ILE:O	1:F:469:LEU:N	2.44	0.48
1:F:410:PHE:HD1	1:F:413:TRP:CE3	2.30	0.48
4:C:267:LYS:HB3	4:C:310:TRP:CE2	2.49	0.48
4:C:1031:PHE:HA	4:C:1038:PHE:CD1	2.48	0.48
4:C:1087:MET:CB	4:B:281:LEU:HA	2.14	0.48
4:C:1204:TYR:C	4:C:1204:TYR:CD2	2.87	0.48
4:C:1233:ASN:HB2	4:C:1246:GLN:HE22	1.79	0.48
4:B:483:LEU:HB2	4:B:493:VAL:CG2	2.42	0.48
4:B:550:GLN:HB2	4:B:890:LYS:HE3	1.95	0.48
4:B:707:GLU:HB3	4:B:711:ARG:HH22	1.78	0.48
4:B:854:ARG:HD3	4:B:857:ILE:HD12	1.95	0.48
4:B:1112:LEU:HD13	4:B:1139:ILE:HG21	1.95	0.48

Continued on next page...

Continued from previous page...

Atom-1	Atom-2	Interatomic distance (Å)	Clash overlap (Å)
5:A:50:ARG:NH1	5:A:183:ASP:OD2	2.46	0.48
5:A:391:PRO:HA	5:A:788:LEU:CG	2.43	0.48
5:A:472:PHE:CD2	5:A:646:THR:HG23	2.48	0.48
5:A:508:SER:HB2	5:A:542:PRO:HB2	1.95	0.48
5:A:827:ASP:N	5:A:847:THR:O	2.44	0.48
5:A:864:ARG:O	5:A:864:ARG:CZ	2.61	0.48
1:K:145:ASP:CG	1:K:161:LYS:HB3	2.33	0.48
1:K:383:GLY:HA2	1:K:443:ILE:CG2	2.43	0.48
1:K:591:ILE:HA	1:K:594:LYS:HD2	1.95	0.48
2:I:193:ASN:HB2	2:I:208:ARG:HH22	1.78	0.48
2:H:143:ARG:HH11	2:H:143:ARG:CG	2.27	0.48
2:G:117:ASP:O	2:G:121:VAL:HG23	2.14	0.48
2:G:244:THR:CB	2:G:247:ARG:HG2	2.37	0.48
3:E:49:GLY:O	4:B:1243:THR:HG21	2.12	0.48
4:C:606:THR:H	4:C:640:THR:HG1	1.61	0.48
4:C:1002:GLN:HE22	4:C:1006:GLY:HA2	1.78	0.48
4:C:1210:PHE:CE2	4:C:1227:ILE:HG12	2.49	0.48
4:B:437:ALA:N	4:B:445:SER:HB3	2.28	0.48
4:B:1166:TRP:CZ3	4:B:1170:ILE:HD11	2.48	0.48
5:A:3:ASN:HD22	5:A:3:ASN:C	2.16	0.48
5:A:4:VAL:HG12	5:A:341:GLU:HB2	1.94	0.48
5:A:201:SER:HB3	5:A:207:LEU:HG	1.95	0.48
5:A:436:SER:CA	5:A:643:PRO:HA	2.44	0.48
5:A:517:ALA:HB1	5:A:527:PRO:CG	2.43	0.48
5:A:580:GLN:HE22	5:A:617:ASN:HB2	1.78	0.48
5:A:927:ASN:HA	5:A:1016:MET:HG2	1.96	0.48
5:A:1044:ILE:HG22	5:A:1047:PHE:CG	2.48	0.48
1:K:203:VAL:HG21	1:K:208:VAL:HG13	1.95	0.48
1:K:375:PRO:HB3	1:K:453:GLU:HA	1.94	0.48
1:K:507:GLY:O	2:G:316:GLY:C	2.49	0.48
2:H:260:ALA:HA	2:H:271:VAL:HA	1.95	0.48
2:H:262:THR:O	2:H:269:PRO:HA	2.13	0.48
2:G:132:ASN:O	2:G:136:VAL:HG23	2.13	0.48
2:G:197:LEU:HD22	2:G:201:ALA:HB1	1.96	0.48
1:F:199:LEU:HD22	1:F:219:LEU:HD21	1.95	0.48
4:C:802:LEU:O	4:C:804:LYS:HD2	2.14	0.48
4:C:860:PRO:O	4:B:440:MET:SD	2.60	0.48
4:C:1033:HIS:CD2	4:C:1248:PRO:HG2	2.49	0.48
4:B:307:HIS:ND1	4:B:310:TRP:HB3	2.28	0.48
4:B:348:GLY:HA3	4:B:1174:SER:HB2	1.95	0.48
4:B:543:LEU:HB3	4:B:592:ARG:HG2	1.95	0.48

Continued on next page...

Continued from previous page...

Atom-1	Atom-2	Interatomic distance (Å)	Clash overlap (Å)
4:B:562:THR:HG22	4:B:799:LYS:HE2	1.94	0.48
4:B:627:TRP:O	4:B:631:ILE:HG12	2.13	0.48
4:B:946:ASP:HB3	4:B:948:TYR:CE1	2.47	0.48
5:A:27:LEU:N	5:A:109:GLU:O	2.46	0.48
5:A:76:PRO:HD2	5:A:82:TRP:HD1	1.79	0.48
5:A:485:LYS:HG2	5:A:643:PRO:CB	2.43	0.48
5:A:907:PHE:HE2	5:A:969:ILE:HB	1.79	0.48
1:K:200:PRO:HG2	1:K:661:THR:HG23	1.95	0.48
1:K:360:ASN:OD1	1:K:360:ASN:N	2.46	0.48
2:I:75:GLN:CG	1:F:581:TYR:HE1	2.26	0.48
2:I:330:GLN:O	2:I:334:VAL:N	2.41	0.48
2:H:292:LEU:HD22	2:H:327:THR:HG22	1.95	0.48
2:G:16:ASN:O	2:G:20:GLU:HB2	2.14	0.48
2:G:66:LYS:N	2:G:66:LYS:CD	2.59	0.48
2:G:177:SER:CB	2:G:179:LEU:HG	2.43	0.48
2:G:244:THR:HB	2:G:247:ARG:CG	2.36	0.48
1:F:382:LEU:HD23	1:F:385:LYS:HG3	1.94	0.48
3:E:179:LEU:HA	3:E:182:TYR:CE2	2.49	0.48
3:E:244:ARG:NH1	3:E:336:VAL:HG22	2.28	0.48
4:C:476:PRO:HG2	4:C:497:TYR:CE2	2.48	0.48
4:C:500:SER:HB3	4:C:503:ARG:CG	2.44	0.48
4:C:985:GLU:N	4:C:986:PRO:CD	2.74	0.48
4:B:475:ASN:ND2	4:B:478:GLU:H	2.11	0.48
4:B:663:PRO:HD2	4:B:687:CYS:SG	2.54	0.48
5:A:9:LEU:CD2	5:A:314:LEU:HA	2.42	0.48
5:A:66:LEU:HD22	5:A:73:TYR:HE2	1.78	0.48
5:A:486:ASP:O	5:A:490:LEU:HG	2.14	0.48
5:A:1042:LEU:O	5:A:1088:THR:HA	2.13	0.48
1:K:55:THR:CG2	1:K:147:TYR:HB2	2.36	0.48
1:K:370:LEU:HD21	1:K:468:LEU:HB2	1.96	0.48
1:K:564:ASN:O	1:K:567:PRO:HD2	2.14	0.48
2:I:27:SER:O	2:I:31:GLY:N	2.47	0.48
2:I:47:GLY:HA2	2:I:61:LEU:HD12	1.95	0.48
2:I:318:GLY:CA	2:I:322:GLY:HA3	2.36	0.48
2:H:315:LEU:HD22	2:H:315:LEU:N	2.29	0.48
2:G:52:MET:CE	2:G:52:MET:CA	2.87	0.48
2:G:128:LEU:HD12	2:G:128:LEU:O	2.14	0.48
1:F:323:VAL:HB	1:F:489:TRP:HB3	1.95	0.48
3:E:230:GLN:HG3	3:E:256:SER:OG	2.13	0.48
4:C:262:LEU:HB2	4:C:311:ALA:CB	2.40	0.48
4:C:1055:LEU:HD13	4:C:1222:GLY:HA2	1.95	0.48

Continued on next page...

Continued from previous page...

Atom-1	Atom-2	Interatomic distance (Å)	Clash overlap (Å)
4:C:1156:TYR:CE2	4:C:1158:ASN:HB2	2.48	0.48
4:B:891:TYR:HB3	4:B:895:LEU:HD22	1.96	0.48
5:A:825:VAL:O	5:A:847:THR:N	2.46	0.48
5:A:984:LEU:HD13	5:A:1013:TYR:CZ	2.49	0.48
5:A:1013:TYR:CE1	5:A:1017:PRO:HA	2.48	0.48
5:A:1158:ARG:HG3	5:A:1158:ARG:NH1	2.28	0.48
5:A:1175:SER:HA	5:A:1181:LEU:HD12	1.95	0.48
1:K:223:LEU:HD13	1:K:230:ARG:NH1	2.29	0.48
3:E:161:ILE:HA	3:E:272:VAL:C	2.34	0.48
4:C:597:GLY:CA	4:C:604:VAL:HG11	2.44	0.48
4:C:991:ASP:N	4:C:992:PRO:CD	2.77	0.48
4:B:492:THR:HG1	4:B:1274:VAL:HB	1.77	0.48
4:B:1031:PHE:HZ	4:B:1040:ILE:HG13	1.77	0.48
5:A:89:LYS:HB3	5:A:123:PHE:CE2	2.48	0.48
5:A:410:GLY:HA2	5:A:725:ILE:HG22	1.94	0.48
5:A:1135:ASP:HB3	5:A:1140:GLY:C	2.34	0.48
1:K:606:ASP:CG	1:K:609:THR:HG23	2.33	0.48
1:K:621:LYS:O	1:K:625:ILE:HG13	2.14	0.48
2:I:25:ILE:HG12	2:I:43:MET:HG2	1.96	0.48
2:H:5:LEU:HD23	2:H:5:LEU:HA	1.74	0.48
2:G:299:VAL:HG21	2:G:324:TYR:CD1	2.48	0.48
1:F:399:VAL:O	1:F:427:TYR:HA	2.14	0.48
3:E:275:THR:HG23	3:E:329:GLY:C	2.34	0.48
3:E:369:ARG:HA	3:E:402:TRP:CH2	2.49	0.48
4:C:373:ASN:HB3	4:C:1259:ARG:NE	2.28	0.48
4:C:413:THR:HB	4:C:420:CYS:SG	2.53	0.48
4:C:1002:GLN:HB3	4:C:1008:THR:HG22	1.96	0.48
4:C:1131:LYS:HD2	4:C:1131:LYS:C	2.32	0.48
4:B:271:ILE:HB	4:B:301:VAL:HG12	1.96	0.48
4:B:332:ILE:O	4:B:336:LYS:N	2.41	0.48
4:B:399:ALA:O	4:B:403:TYR:HD1	1.97	0.48
4:B:464:ARG:HH22	4:B:1026:LEU:HD22	1.79	0.48
4:B:552:ASP:OD1	4:B:554:THR:HG23	2.14	0.48
5:A:940:LEU:HD12	5:A:950:ARG:O	2.14	0.48
5:A:1020:ARG:HD3	5:A:1021:ILE:N	2.29	0.48
5:A:1160:ASP:HB3	5:A:1162:GLN:NE2	2.28	0.48
1:K:48:TRP:N	1:K:147:TYR:O	2.37	0.48
1:K:634:SER:HA	1:K:637:THR:OG1	2.14	0.48
2:I:268:MET:HG2	2:I:284:PRO:HB3	1.96	0.48
2:H:7:ASN:O	2:H:11:ILE:HG13	2.13	0.48
2:H:256:HIS:CE1	2:H:276:LEU:HB3	2.49	0.48

Continued on next page...

Continued from previous page...

Atom-1	Atom-2	Interatomic distance (Å)	Clash overlap (Å)
2:G:141:MET:HG3	2:G:142:PHE:N	2.29	0.48
2:G:288:GLY:CA	2:G:291:LYS:HE3	2.36	0.48
1:F:46:VAL:HG11	1:F:65:ARG:CD	2.44	0.48
1:F:406:SER:O	1:F:465:ASN:N	2.43	0.48
3:E:93:ARG:HA	3:E:107:ALA:CB	2.44	0.48
3:E:95:VAL:HG23	3:E:107:ALA:HA	1.96	0.48
3:E:146:GLN:O	3:E:150:VAL:HG23	2.13	0.48
4:C:623:LEU:O	4:C:626:LEU:HB2	2.13	0.48
4:C:674:ARG:HA	4:C:674:ARG:HD3	1.55	0.48
4:C:769:CYS:SG	4:C:801:LYS:HB2	2.54	0.48
4:C:943:TYR:CD1	4:C:944:PRO:HD2	2.49	0.48
4:C:1153:PRO:HG3	4:C:1183:PRO:HB3	1.96	0.48
4:C:1209:LEU:HD21	4:C:1212:THR:HG22	1.96	0.48
4:B:646:VAL:HG21	4:B:684:TRP:CD2	2.49	0.48
5:A:18:ILE:O	5:A:276:VAL:N	2.46	0.48
5:A:18:ILE:HD12	5:A:273:ALA:HA	1.96	0.48
5:A:70:THR:OG1	5:A:193:SER:OG	2.31	0.48
5:A:354:ALA:HA	5:A:375:LEU:HD22	1.95	0.48
5:A:393:PRO:HB2	5:A:740:SER:C	2.33	0.48
5:A:635:ILE:HG13	5:A:635:ILE:O	2.14	0.48
5:A:741:ILE:O	5:A:787:ILE:HD12	2.13	0.48
5:A:919:ALA:HB3	5:A:922:VAL:HG22	1.95	0.48
5:A:1013:TYR:HE1	5:A:1018:ILE:HG13	1.79	0.48
5:A:1167:ASN:H	5:A:1270:TRP:HA	1.79	0.48
5:A:1242:GLU:N	5:A:1245:ASN:O	2.30	0.48
1:K:350:THR:HA	1:K:355:THR:O	2.12	0.48
1:K:389:GLU:HG2	1:K:392:TRP:CD1	2.49	0.48
1:K:525:GLU:CD	1:K:525:GLU:N	2.65	0.48
2:I:186:ARG:NH2	2:I:245:PRO:HA	2.28	0.48
2:H:109:MET:SD	2:H:131:LEU:HA	2.54	0.48
2:H:122:ARG:HD2	2:H:177:SER:HA	1.96	0.48
2:H:131:LEU:HD21	2:H:136:VAL:HG22	1.96	0.48
2:G:288:GLY:HA2	2:G:291:LYS:CD	2.44	0.48
1:F:114:ALA:O	1:F:118:LEU:HG	2.13	0.48
1:F:351:ASP:HA	1:F:424:VAL:O	2.14	0.48
1:F:375:PRO:CG	1:F:454:PRO:HD2	2.39	0.48
3:E:111:VAL:HA	3:E:114:GLN:CD	2.34	0.48
4:C:307:HIS:HA	4:C:323:ILE:HA	1.95	0.48
4:C:448:VAL:O	4:C:1258:THR:HA	2.13	0.48
4:C:465:TRP:O	4:C:469:LEU:HG	2.14	0.48
4:C:699:ALA:CB	4:C:702:LEU:HB2	2.42	0.48

Continued on next page...

Continued from previous page...

Atom-1	Atom-2	Interatomic distance (Å)	Clash overlap (Å)
4:C:785:TRP:CZ3	4:C:789:LEU:HD22	2.48	0.48
4:C:1129:TRP:O	4:C:1133:GLY:N	2.45	0.48
4:C:1159:ALA:HA	4:C:1162:LEU:HD13	1.94	0.48
4:B:378:PHE:HE2	4:B:450:VAL:HG21	1.79	0.48
4:B:1115:TRP:CZ3	4:B:1122:PHE:HB3	2.48	0.48
5:A:25:TYR:OH	5:A:30:LEU:HA	2.13	0.48
5:A:322:LEU:HD13	5:A:326:TRP:CZ3	2.49	0.48
5:A:842:ALA:HB1	5:A:863:VAL:HG11	1.96	0.48
1:K:287:GLU:HA	1:K:290:MET:CE	2.44	0.47
1:K:367:VAL:CG1	1:K:469:LEU:HB2	2.41	0.47
1:K:404:PHE:H	1:K:404:PHE:HD1	1.61	0.47
1:K:575:SER:HA	1:K:578:GLU:HG2	1.95	0.47
2:I:262:THR:O	2:I:264:ILE:N	2.46	0.47
2:I:273:SER:OG	2:I:281:LYS:N	2.47	0.47
2:H:19:PHE:CE1	2:H:291:LYS:HG2	2.49	0.47
2:H:197:LEU:HB3	2:H:201:ALA:CB	2.44	0.47
2:G:133:TRP:HA	2:G:136:VAL:HB	1.96	0.47
1:F:148:VAL:HG21	1:F:160:GLN:HB2	1.96	0.47
1:F:336:MET:CE	1:F:364:GLY:HA2	2.44	0.47
1:F:514:VAL:HG11	1:F:517:GLU:HG2	1.95	0.47
4:C:407:TYR:CD2	4:C:431:VAL:HG22	2.49	0.47
4:C:759:ASN:ND2	4:C:808:PRO:HB2	2.26	0.47
4:B:352:LEU:HD22	4:B:955:LEU:HA	1.96	0.47
4:B:381:ASP:HB3	4:B:388:GLY:CA	2.44	0.47
4:B:433:ARG:HD2	4:B:436:ARG:HD3	1.95	0.47
4:B:857:ILE:HB	4:B:863:SER:HB3	1.96	0.47
5:A:64:GLN:HB3	5:A:169:GLY:H	1.79	0.47
5:A:105:ASN:OD1	5:A:105:ASN:N	2.46	0.47
5:A:355:TYR:O	5:A:371:ARG:NH1	2.46	0.47
1:K:346:GLN:HG2	1:K:360:ASN:CB	2.43	0.47
1:K:367:VAL:HG23	1:K:467:TYR:HB3	1.95	0.47
1:F:232:TYR:N	1:F:233:PRO:HD3	2.29	0.47
3:E:79:PRO:HB3	3:E:101:LEU:HD21	1.96	0.47
4:C:379:SER:N	4:C:391:LEU:O	2.43	0.47
4:C:430:ARG:HG3	4:C:1234:ILE:O	2.13	0.47
4:C:437:ALA:HB2	4:C:447:TRP:CD1	2.49	0.47
4:C:591:PHE:CE1	4:C:811:LEU:HD21	2.48	0.47
4:C:1002:GLN:HB2	4:C:1002:GLN:HE21	1.50	0.47
4:B:747:PRO:CD	5:A:154:SER:H	2.26	0.47
4:B:999:ILE:O	4:B:1010:ASN:HA	2.14	0.47
5:A:92:VAL:HA	5:A:95:TYR:CD1	2.48	0.47

Continued on next page...

Continued from previous page...

Atom-1	Atom-2	Interatomic distance (Å)	Clash overlap (Å)
5:A:423:ARG:CB	5:A:697:VAL:HG22	2.41	0.47
5:A:436:SER:HA	5:A:642:LYS:O	2.14	0.47
5:A:850:ASP:HA	5:A:872:TYR:HB2	1.95	0.47
5:A:907:PHE:CE2	5:A:966:LEU:HA	2.49	0.47
5:A:1242:GLU:HA	5:A:1283:ASP:O	2.14	0.47
1:K:355:THR:HG21	1:K:357:TRP:CZ2	2.50	0.47
1:K:589:LYS:HG3	1:K:590:GLY:N	2.29	0.47
1:K:667:LYS:O	1:K:670:THR:HB	2.14	0.47
2:G:72:ARG:HH22	2:G:74:ASN:HA	1.79	0.47
1:F:343:THR:O	1:F:362:ARG:HA	2.15	0.47
3:E:34:ASN:HB3	3:E:104:LEU:O	2.15	0.47
3:E:60:THR:HG21	3:E:280:ASN:HB3	1.94	0.47
3:E:183:PHE:CG	4:B:499:PRO:HB3	2.49	0.47
3:E:243:ARG:CZ	4:B:435:ASP:OD1	2.62	0.47
3:E:306:ASN:HD22	3:E:322:ARG:HE	1.61	0.47
3:E:311:ALA:CA	3:E:314:ARG:HG3	2.38	0.47
4:C:373:ASN:HB3	4:C:1259:ARG:CZ	2.43	0.47
4:C:475:ASN:OD1	4:C:475:ASN:C	2.53	0.47
4:C:541:VAL:HG13	4:C:545:ARG:CZ	2.44	0.47
4:C:862:LEU:CD2	4:B:443:ALA:HA	2.42	0.47
4:C:1204:TYR:CD2	4:C:1204:TYR:O	2.67	0.47
4:B:473:ASN:HD21	4:B:504:LEU:HA	1.79	0.47
4:B:608:ILE:HD12	4:B:879:ALA:CB	2.34	0.47
4:B:1083:ILE:CG1	4:B:1094:ILE:HG13	2.34	0.47
4:B:1173:THR:O	4:B:1173:THR:HG22	2.15	0.47
5:A:135:LEU:N	5:A:135:LEU:HD23	2.29	0.47
5:A:242:VAL:O	5:A:242:VAL:CG2	2.60	0.47
5:A:391:PRO:O	5:A:788:LEU:HB2	2.13	0.47
5:A:486:ASP:HB2	5:A:529:VAL:CG2	2.39	0.47
5:A:615:LYS:HE3	5:A:650:GLU:HG3	1.95	0.47
5:A:1190:ALA:HB2	5:A:1231:SER:O	2.15	0.47
1:K:138:SER:O	1:K:141:LEU:HB2	2.13	0.47
2:H:133:TRP:HB2	2:H:220:VAL:HB	1.95	0.47
2:G:236:ARG:CZ	2:G:240:LYS:HD2	2.45	0.47
1:F:212:MET:O	1:F:216:VAL:HG23	2.14	0.47
3:E:208:THR:O	3:E:212:MET:HG3	2.14	0.47
4:C:1130:ILE:HG22	4:C:1160:TRP:CZ3	2.49	0.47
4:C:1245:ILE:HD12	4:C:1247:LEU:HB2	1.97	0.47
4:B:254:ARG:CZ	4:B:316:PHE:HB2	2.44	0.47
4:B:339:LEU:CD2	4:B:964:THR:HG21	2.45	0.47
4:B:437:ALA:HB2	4:B:447:TRP:CE2	2.49	0.47

Continued on next page...

Continued from previous page...

Atom-1	Atom-2	Interatomic distance (Å)	Clash overlap (Å)
4:B:524:ASN:HD22	4:B:525:ILE:N	2.12	0.47
4:B:752:THR:HG22	4:B:895:LEU:O	2.15	0.47
5:A:1189:ILE:CD1	5:A:1230:LEU:HB2	2.44	0.47
5:A:1197:TYR:CE2	5:A:1213:PRO:HB3	2.50	0.47
1:K:67:THR:O	1:K:70:ASP:HB2	2.14	0.47
1:K:336:MET:HB2	1:K:366:ARG:HB3	1.96	0.47
1:K:375:PRO:HB2	1:K:498:LEU:HD12	1.96	0.47
1:K:571:GLN:HB3	1:K:623:ASN:CG	2.35	0.47
2:H:190:HIS:HB3	2:H:195:VAL:HG13	1.97	0.47
2:G:186:ARG:HG3	2:G:347:THR:HG21	1.96	0.47
1:F:576:GLN:O	1:F:584:ARG:NH1	2.47	0.47
1:F:645:LYS:O	1:F:648:VAL:HG22	2.15	0.47
3:E:152:LEU:O	3:E:156:THR:HG23	2.14	0.47
3:E:176:ASN:C	3:E:176:ASN:ND2	2.67	0.47
3:E:258:ASN:OD1	4:C:1010:ASN:CB	2.63	0.47
3:E:281:MET:CE	3:E:281:MET:CA	2.83	0.47
4:C:433:ARG:HD3	4:C:448:VAL:CG2	2.44	0.47
4:B:250:ALA:HB1	4:B:920:ARG:HG2	1.97	0.47
4:B:268:ILE:HG13	4:B:304:ILE:HG12	1.96	0.47
4:B:746:GLN:CA	5:A:154:SER:HB2	2.44	0.47
4:B:1071:THR:HB	4:B:1074:VAL:HG21	1.95	0.47
5:A:171:LYS:HB3	5:A:190:LYS:CG	2.45	0.47
5:A:279:LEU:HD12	5:A:364:ALA:CB	2.44	0.47
5:A:307:LEU:HB3	5:A:312:TYR:CG	2.49	0.47
5:A:693:SER:CB	5:A:696:TYR:HB3	2.45	0.47
5:A:873:LEU:CD1	5:A:899:LYS:HE2	2.44	0.47
5:A:1063:PHE:HD2	5:A:1073:ILE:HD12	1.78	0.47
5:A:1096:ALA:HA	5:A:1119:VAL:CG1	2.44	0.47
5:A:1157:VAL:CG2	5:A:1166:ALA:HB2	2.44	0.47
5:A:1198:ILE:CG1	5:A:1214:LEU:HD21	2.20	0.47
1:K:341:MET:CE	1:K:341:MET:CA	2.91	0.47
2:I:362:MET:HE3	2:I:364:LEU:HD23	1.96	0.47
2:H:271:VAL:HG13	2:H:343:PHE:CZ	2.50	0.47
3:E:16:LEU:HD11	3:E:392:PHE:CE1	2.50	0.47
3:E:161:ILE:HG22	3:E:273:MET:HG2	1.97	0.47
4:C:542:LEU:HD11	4:C:546:ILE:HD12	1.96	0.47
4:C:685:PRO:HB2	4:C:688:PHE:H	1.79	0.47
4:C:782:GLN:HB2	4:C:785:TRP:CE2	2.50	0.47
4:C:1198:TYR:N	4:C:1198:TYR:CD1	2.82	0.47
4:B:407:TYR:CD2	4:B:431:VAL:HG23	2.50	0.47
4:B:931:LEU:O	4:B:935:VAL:HG23	2.14	0.47

Continued on next page...

Continued from previous page...

Atom-1	Atom-2	Interatomic distance (Å)	Clash overlap (Å)
5:A:57:VAL:N	5:A:173:LEU:O	2.38	0.47
5:A:263:GLN:HG2	5:A:281:GLN:HB2	1.96	0.47
5:A:326:TRP:CE3	5:A:326:TRP:C	2.88	0.47
5:A:617:ASN:C	5:A:617:ASN:HD22	2.17	0.47
5:A:770:ARG:N	5:A:860:CYS:O	2.46	0.47
1:K:166:ILE:HG13	1:K:170:ARG:NH1	2.29	0.47
1:K:279:LEU:HD22	1:K:282:LYS:NZ	2.29	0.47
1:K:302:ALA:HB1	1:K:625:ILE:CG1	2.33	0.47
1:K:336:MET:HG3	1:K:366:ARG:HB3	1.96	0.47
1:K:403:VAL:O	1:K:423:THR:N	2.42	0.47
1:K:405:GLN:HB3	1:K:466:TYR:CE2	2.49	0.47
1:K:410:PHE:HB3	1:K:467:TYR:CZ	2.50	0.47
1:K:510:VAL:H	2:G:312:ARG:HH21	1.61	0.47
2:I:3:VAL:HG23	2:I:56:GLY:HA3	1.93	0.47
2:I:74:ASN:HB2	2:I:76:GLN:NE2	2.29	0.47
2:H:137:ASP:OD2	2:H:140:SER:HB3	2.15	0.47
2:H:180:VAL:CG2	2:H:244:THR:HA	2.43	0.47
2:G:92:THR:HG22	2:G:96:LYS:CD	2.44	0.47
2:G:179:LEU:HD22	2:G:365:GLY:CA	2.44	0.47
2:G:246:ALA:HA	2:G:250:GLY:O	2.14	0.47
1:F:131:LEU:HD23	1:F:131:LEU:O	2.14	0.47
1:F:347:ILE:O	1:F:359:PHE:N	2.43	0.47
1:F:405:GLN:HB3	1:F:464:MET:CE	2.44	0.47
1:F:459:LYS:HG3	1:F:466:TYR:HE1	1.79	0.47
3:E:241:CYS:HB3	3:E:251:TRP:CD2	2.49	0.47
4:C:300:ALA:CB	4:C:1185:SER:HB3	2.37	0.47
4:C:637:PRO:HA	4:C:713:TRP:CH2	2.49	0.47
4:C:690:ASN:HB3	4:C:693:LEU:CD1	2.44	0.47
4:C:1115:TRP:O	4:C:1119:THR:N	2.48	0.47
4:C:1249:GLU:CD	4:C:1249:GLU:N	2.67	0.47
4:B:259:ASP:CA	4:B:314:VAL:HG12	2.37	0.47
4:B:272:VAL:HB	4:B:301:VAL:HB	1.97	0.47
4:B:332:ILE:O	4:B:336:LYS:HG2	2.15	0.47
4:B:503:ARG:NH1	4:B:1270:VAL:HG11	2.29	0.47
4:B:718:GLN:HE22	4:B:738:VAL:HG22	1.79	0.47
4:B:857:ILE:HG21	4:B:862:LEU:HB2	1.95	0.47
5:A:46:LEU:O	5:A:54:ILE:HA	2.15	0.47
5:A:251:ALA:O	5:A:255:MET:HG3	2.15	0.47
5:A:442:ASN:HB3	5:A:445:HIS:CG	2.49	0.47
5:A:735:GLY:O	5:A:736:ASN:HB2	2.14	0.47
5:A:861:TRP:HA	5:A:861:TRP:HE3	1.80	0.47

Continued on next page...

Continued from previous page...

Atom-1	Atom-2	Interatomic distance (Å)	Clash overlap (Å)
5:A:907:PHE:CZ	5:A:911:ILE:HD11	2.50	0.47
5:A:971:ARG:HD3	5:A:971:ARG:HA	1.72	0.47
5:A:1053:PHE:O	5:A:1064:SER:HA	2.14	0.47
5:A:1136:PHE:CG	5:A:1228:LEU:HD22	2.49	0.47
1:K:124:PHE:HD2	1:K:185:LEU:HD23	1.80	0.47
1:K:173:MET:HE2	1:K:177:SER:HB3	1.97	0.47
1:K:375:PRO:HA	1:K:453:GLU:HA	1.96	0.47
1:K:661:THR:HG23	1:K:664:PHE:HE2	1.80	0.47
2:H:170:LEU:HA	2:H:173:MET:HE3	1.97	0.47
3:E:185:HIS:O	3:E:252:ILE:HG23	2.15	0.47
4:C:436:ARG:HB3	4:C:448:VAL:HG23	1.96	0.47
4:C:532:ILE:HD12	4:C:873:VAL:HG21	1.97	0.47
4:C:607:VAL:HG22	4:C:875:LEU:C	2.35	0.47
4:C:663:PRO:HG2	4:C:687:CYS:HB2	1.96	0.47
4:C:991:ASP:HA	4:C:993:ARG:NH2	2.26	0.47
4:C:1104:PHE:CD2	4:C:1126:PHE:HD2	2.31	0.47
4:B:409:THR:HA	4:B:423:VAL:CG1	2.43	0.47
4:B:520:ILE:HD13	4:B:523:MET:SD	2.54	0.47
5:A:41:GLU:CD	5:A:41:GLU:H	2.18	0.47
5:A:186:PRO:HD3	5:A:324:ASN:CB	2.45	0.47
5:A:288:GLY:HA2	5:A:291:TYR:CD1	2.50	0.47
5:A:406:ALA:HB3	5:A:409:GLU:CG	2.40	0.47
5:A:1135:ASP:H	5:A:1141:THR:HG22	1.78	0.47
5:A:1156:PHE:CZ	5:A:1206:VAL:HG11	2.49	0.47
5:A:1171:PHE:CD2	5:A:1185:VAL:HB	2.49	0.47
1:K:142:THR:O	1:K:165:VAL:N	2.48	0.47
2:I:101:SER:O	2:I:105:GLN:HG3	2.14	0.47
2:G:127:SER:HA	2:G:364:LEU:CA	2.44	0.47
1:F:373:ILE:O	1:F:374:ALA:HB3	2.14	0.47
3:E:181:ASN:ND2	4:B:497:TYR:CE1	2.83	0.47
3:E:406:ASN:O	3:E:410:THR:HG23	2.15	0.47
4:C:582:ARG:N	4:C:583:PRO:HD3	2.30	0.47
4:C:595:LEU:O	4:C:599:LEU:HG	2.15	0.47
4:B:516:ILE:CG1	4:B:1013:PRO:HB3	2.45	0.47
4:B:1245:ILE:HD12	4:B:1247:LEU:HD12	1.96	0.47
5:A:448:VAL:O	5:A:666:TRP:HB2	2.15	0.47
5:A:494:TYR:CE1	5:A:541:VAL:HG22	2.49	0.47
5:A:750:ARG:HB3	5:A:750:ARG:CZ	2.45	0.47
5:A:832:PRO:HB3	5:A:855:ALA:H	1.78	0.47
5:A:1126:ILE:CG1	5:A:1147:VAL:HG22	2.25	0.47
5:A:1241:LYS:O	5:A:1284:TYR:HA	2.14	0.47

Continued on next page...

Continued from previous page...

Atom-1	Atom-2	Interatomic distance (Å)	Clash overlap (Å)
1:F:589:LYS:HG3	1:F:590:GLY:N	2.29	0.47
3:E:222:LEU:HD22	3:E:418:ILE:HD11	1.97	0.47
4:C:433:ARG:HD2	4:C:436:ARG:HB3	1.97	0.47
4:C:547:SER:HB3	4:C:592:ARG:HH12	1.80	0.47
4:C:669:TYR:HA	4:C:673:ARG:HD2	1.95	0.47
4:C:1230:GLU:O	4:C:1233:ASN:HB2	2.15	0.47
4:B:332:ILE:HD11	4:B:349:ALA:CB	2.44	0.47
5:A:8:ARG:HG2	5:A:315:ALA:CB	2.45	0.47
5:A:130:TYR:HA	5:A:133:LEU:CG	2.44	0.47
5:A:632:LEU:HD13	5:A:665:THR:HA	1.97	0.47
5:A:873:LEU:CG	5:A:895:ALA:HB1	2.44	0.47
5:A:1117:PHE:CD1	5:A:1117:PHE:C	2.88	0.47
5:A:1129:ALA:O	5:A:1143:VAL:HG13	2.15	0.47
5:A:1156:PHE:HE1	5:A:1199:ARG:HB2	1.80	0.47
1:K:303:SER:HB3	1:K:515:PRO:HD2	1.97	0.46
1:K:359:PHE:CZ	1:K:402:ILE:HG12	2.50	0.46
2:I:41:ASP:O	2:I:52:MET:HB2	2.15	0.46
2:I:131:LEU:HD21	2:I:136:VAL:HG22	1.97	0.46
2:G:180:VAL:N	2:G:364:LEU:O	2.36	0.46
2:G:196:ARG:HE	2:G:355:PRO:HB3	1.80	0.46
2:G:228:LEU:C	2:G:228:LEU:HD12	2.36	0.46
1:F:127:LYS:HE3	1:F:232:TYR:CD2	2.49	0.46
1:F:334:LEU:CD2	1:F:368:VAL:HG22	2.45	0.46
1:F:370:LEU:HB2	1:F:466:TYR:CB	2.45	0.46
1:F:515:PRO:O	1:F:518:LEU:HB2	2.15	0.46
3:E:117:LEU:HD12	3:E:118:GLN:N	2.30	0.46
3:E:153:LEU:HD12	3:E:153:LEU:C	2.34	0.46
4:B:360:HIS:CE1	4:B:364:GLU:HG3	2.50	0.46
4:B:934:LEU:HB3	4:B:965:PHE:CE2	2.50	0.46
5:A:164:LEU:O	5:A:199:PHE:HA	2.15	0.46
5:A:312:TYR:CZ	5:A:379:MET:HE1	2.50	0.46
5:A:918:THR:HG22	5:A:918:THR:O	2.15	0.46
1:K:336:MET:HG2	1:K:337:ILE:O	2.15	0.46
1:K:344:LEU:HD12	1:K:361:LEU:O	2.15	0.46
1:K:509:VAL:HA	2:G:317:PRO:HG3	1.27	0.46
2:I:206:PHE:CD2	2:I:267:LYS:HB3	2.47	0.46
2:H:299:VAL:HA	2:H:320:MET:SD	2.56	0.46
2:G:200:ASP:HB2	2:G:358:ILE:HD12	1.97	0.46
2:G:349:PHE:CZ	2:G:354:TYR:HE1	2.33	0.46
1:F:459:LYS:HG3	1:F:466:TYR:CE1	2.50	0.46
1:F:621:LYS:O	1:F:625:ILE:HG13	2.15	0.46

Continued on next page...

Continued from previous page...

Atom-1	Atom-2	Interatomic distance (Å)	Clash overlap (Å)
3:E:239:PHE:C	3:E:251:TRP:HB3	2.35	0.46
4:C:493:VAL:HA	4:C:1271:VAL:HA	1.98	0.46
4:C:790:VAL:O	4:C:794:ARG:HG3	2.16	0.46
4:C:1083:ILE:HG22	4:C:1084:SER:O	2.14	0.46
4:C:1147:MET:HB3	4:C:1178:VAL:O	2.15	0.46
4:B:268:ILE:HG22	4:B:297:PRO:HG2	1.96	0.46
4:B:514:ARG:CZ	4:B:918:LEU:HD21	2.45	0.46
4:B:609:ASP:N	4:B:877:LEU:O	2.47	0.46
4:B:1081:CYS:HB2	4:B:1095:ARG:O	2.15	0.46
4:B:1107:ASN:O	4:B:1108:TRP:HD1	1.98	0.46
4:B:1230:GLU:CB	4:B:1250:VAL:HG21	2.45	0.46
5:A:279:LEU:CB	5:A:361:VAL:HG22	2.31	0.46
5:A:510:GLN:HB2	5:A:572:GLN:CD	2.35	0.46
1:K:47:PRO:HG2	1:K:100:LEU:HB2	1.97	0.46
1:K:140:LEU:HD12	1:K:140:LEU:H	1.79	0.46
1:K:272:PRO:HB3	1:K:278:PRO:HD3	1.97	0.46
1:K:375:PRO:CB	1:K:453:GLU:HA	2.45	0.46
2:G:223:TYR:HA	2:G:356:VAL:HA	1.98	0.46
1:F:128:LEU:HB3	1:F:130:VAL:HG12	1.97	0.46
1:F:347:ILE:HD11	1:F:359:PHE:CE1	2.50	0.46
3:E:90:ARG:HD2	3:E:93:ARG:H	1.79	0.46
3:E:175:VAL:HG21	3:E:208:THR:HB	1.96	0.46
3:E:414:ILE:HA	3:E:417:LEU:CD1	2.46	0.46
4:C:254:ARG:HB2	4:C:254:ARG:HH11	1.80	0.46
4:C:394:LEU:HD12	4:C:402:TRP:CG	2.51	0.46
4:C:716:PRO:CD	4:C:837:ARG:HD2	2.45	0.46
4:C:811:LEU:HA	4:C:815:ALA:HB2	1.97	0.46
4:C:822:ILE:HA	4:C:825:MET:CG	2.46	0.46
4:C:822:ILE:O	4:C:825:MET:HB2	2.15	0.46
4:C:846:MET:CE	4:C:869:THR:HA	2.46	0.46
4:C:998:ALA:CB	4:C:1012:ILE:HG12	2.44	0.46
4:C:1076:ILE:HG12	4:C:1109:ILE:CB	2.40	0.46
4:C:1081:CYS:CA	4:C:1095:ARG:HB3	2.45	0.46
4:B:715:ASN:O	4:B:744:ASP:N	2.47	0.46
4:B:903:ASP:O	4:B:907:PRO:HD2	2.15	0.46
4:B:1009:PHE:N	4:B:1009:PHE:CD1	2.83	0.46
4:B:1093:MET:HA	4:B:1102:VAL:C	2.36	0.46
5:A:448:VAL:HG21	5:A:668:SER:HA	1.95	0.46
5:A:528:LEU:O	5:A:532:PRO:HD3	2.16	0.46
5:A:671:TYR:O	5:A:675:VAL:HG23	2.16	0.46
5:A:750:ARG:HH11	5:A:750:ARG:CB	2.25	0.46

Continued on next page...

Continued from previous page...

Atom-1	Atom-2	Interatomic distance (Å)	Clash overlap (Å)
5:A:979:ILE:O	5:A:1115:GLY:HA3	2.16	0.46
5:A:980:THR:HA	5:A:1116:SER:H	1.81	0.46
1:K:392:TRP:C	1:K:392:TRP:HD1	2.15	0.46
2:H:99:MET:O	2:H:103:VAL:HG23	2.15	0.46
2:H:100:LEU:CD2	2:H:159:LEU:HD12	2.40	0.46
2:G:158:ASP:CB	2:G:162:LYS:HE3	2.44	0.46
1:F:55:THR:HG22	1:F:55:THR:O	2.15	0.46
1:F:550:ILE:HD12	1:F:603:PHE:CE2	2.51	0.46
3:E:98:ALA:HB1	3:E:99:PRO:CD	2.45	0.46
3:E:167:ASP:HB3	3:E:170:MET:SD	2.56	0.46
4:C:225:SER:OG	4:C:228:GLN:HG2	2.16	0.46
4:C:491:VAL:CA	4:C:1274:VAL:HG23	2.41	0.46
4:B:261:GLY:N	4:B:313:ASN:H	2.13	0.46
4:B:409:THR:HG22	4:B:428:ARG:NH2	2.31	0.46
4:B:480:GLU:HB2	4:B:495:SER:HB3	1.98	0.46
4:B:657:VAL:HG22	4:B:671:GLN:NE2	2.29	0.46
4:B:947:ARG:HB3	4:B:950:ASP:CG	2.35	0.46
4:B:1034:GLU:O	4:B:1038:PHE:HD1	1.98	0.46
5:A:4:VAL:HG12	5:A:341:GLU:H	1.80	0.46
5:A:172:TYR:HB2	5:A:187:LEU:HD13	1.96	0.46
5:A:186:PRO:HD3	5:A:324:ASN:HB2	1.97	0.46
5:A:448:VAL:HG22	5:A:452:GLU:OE1	2.15	0.46
5:A:606:THR:HG22	5:A:610:GLY:HA3	1.96	0.46
5:A:1075:GLN:HB2	5:A:1092:VAL:CB	2.35	0.46
5:A:1147:VAL:HG11	5:A:1153:LEU:HD11	1.98	0.46
5:A:1199:ARG:O	5:A:1201:VAL:HG13	2.15	0.46
1:K:404:PHE:HB2	1:K:413:TRP:HH2	1.81	0.46
2:H:184:MET:HA	2:H:261:THR:HA	1.98	0.46
2:H:260:ALA:HB2	2:H:343:PHE:HZ	1.79	0.46
2:G:5:LEU:CD2	2:G:6:PRO:CD	2.32	0.46
1:F:140:LEU:HD23	1:F:170:ARG:HG2	1.97	0.46
1:F:367:VAL:CG2	1:F:467:TYR:HB3	2.46	0.46
1:F:398:LYS:O	1:F:473:ILE:N	2.45	0.46
4:C:221:THR:O	4:C:233:VAL:HA	2.15	0.46
4:C:255:LEU:HB3	4:C:465:TRP:CH2	2.50	0.46
4:C:267:LYS:O	4:C:305:VAL:N	2.46	0.46
4:C:603:VAL:HG13	4:C:831:PHE:HD2	1.77	0.46
4:B:652:LEU:HA	4:B:655:MET:SD	2.56	0.46
4:B:662:ILE:HD12	4:B:664:MET:HE1	1.97	0.46
4:B:851:ARG:HH22	4:B:989:SER:HB2	1.79	0.46
4:B:1057:SER:CB	4:B:1060:ALA:HB3	2.37	0.46

Continued on next page...

Continued from previous page...

Atom-1	Atom-2	Interatomic distance (Å)	Clash overlap (Å)
5:A:596:GLU:HA	5:A:626:TYR:CE2	2.51	0.46
5:A:633:PRO:O	5:A:662:SER:N	2.45	0.46
5:A:1075:GLN:O	5:A:1091:MET:HB3	2.15	0.46
5:A:1249:ILE:HG23	5:A:1289:LEU:HD12	1.97	0.46
1:K:190:ILE:O	1:K:194:VAL:HG23	2.15	0.46
1:K:379:VAL:HG22	1:K:449:ALA:HB2	1.96	0.46
1:K:611:ILE:C	1:K:611:ILE:CD1	2.83	0.46
1:K:650:LYS:CD	1:F:300:ILE:HD13	2.44	0.46
2:I:19:PHE:CD1	2:I:291:LYS:HE2	2.51	0.46
1:F:430:LEU:HD12	1:F:472:PHE:HE2	1.80	0.46
3:E:182:TYR:HB3	3:E:190:ILE:HG12	1.97	0.46
3:E:205:HIS:HB2	3:E:299:SER:HB2	1.96	0.46
3:E:231:GLN:C	3:E:259:HIS:HB3	2.36	0.46
4:C:636:LEU:CD2	4:C:648:ALA:HB2	2.44	0.46
4:C:705:TRP:CE2	4:C:709:ILE:HD11	2.51	0.46
4:C:1041:ALA:O	4:C:1144:TYR:N	2.47	0.46
4:C:1200:ILE:O	4:C:1200:ILE:CG1	2.63	0.46
4:B:378:PHE:HB2	4:B:390:ASN:HB3	1.98	0.46
4:B:543:LEU:HD23	4:B:822:ILE:CD1	2.45	0.46
4:B:600:TYR:HA	4:B:831:PHE:O	2.15	0.46
4:B:662:ILE:HG13	4:B:664:MET:HE3	1.98	0.46
4:B:854:ARG:HB2	4:B:857:ILE:HB	1.97	0.46
5:A:112:ASN:HD21	5:A:142:MET:HG3	1.79	0.46
5:A:419:GLN:NE2	5:A:710:SER:H	2.14	0.46
5:A:595:VAL:HA	5:A:598:LEU:HD12	1.97	0.46
5:A:971:ARG:HH11	5:A:971:ARG:HG3	1.80	0.46
1:K:434:ASP:HA	1:K:441:SER:CA	2.33	0.46
2:I:273:SER:H	2:I:281:LYS:H	1.63	0.46
2:I:315:LEU:HG	2:I:320:MET:HG3	1.96	0.46
2:H:1:MET:H2	2:H:72:ARG:HB2	1.80	0.46
2:H:97:ARG:CZ	2:H:153:LEU:HD22	2.46	0.46
2:G:220:VAL:CG2	2:G:264:ILE:HG23	2.44	0.46
2:G:292:LEU:HD22	2:G:331:ALA:HB2	1.96	0.46
1:F:46:VAL:HG11	1:F:65:ARG:NE	2.30	0.46
1:F:48:TRP:CD1	1:F:155:ALA:HB2	2.50	0.46
1:F:57:VAL:CG1	1:F:63:LEU:HG	2.43	0.46
3:E:52:LEU:HD11	3:E:281:MET:O	2.15	0.46
3:E:79:PRO:O	3:E:84:HIS:HA	2.15	0.46
3:E:189:GLU:O	3:E:193:THR:HG23	2.16	0.46
3:E:282:ASP:O	3:E:286:ILE:HG22	2.15	0.46
4:C:856:THR:HG22	4:C:942:GLN:HG3	1.95	0.46

Continued on next page...

Continued from previous page...

Atom-1	Atom-2	Interatomic distance (Å)	Clash overlap (Å)
4:B:849:VAL:CG1	4:B:999:ILE:HG13	2.46	0.46
5:A:18:ILE:HG22	5:A:275:PRO:CA	2.46	0.46
5:A:159:SER:HB3	5:A:164:LEU:CD1	2.44	0.46
5:A:979:ILE:HG22	5:A:981:TRP:HZ3	1.81	0.46
5:A:1042:LEU:N	5:A:1089:LEU:O	2.48	0.46
5:A:1154:MET:H	5:A:1201:VAL:HG13	1.81	0.46
1:K:451:ASN:OD1	1:K:451:ASN:N	2.49	0.46
1:K:505:VAL:CB	2:G:313:TYR:CB	2.93	0.46
2:H:141:MET:HA	2:H:147:SER:HB2	1.96	0.46
2:G:51:CYS:N	2:G:56:GLY:O	2.40	0.46
2:G:253:GLY:HA2	2:G:275:MET:SD	2.56	0.46
1:F:251:ASP:O	1:F:255:GLY:N	2.47	0.46
1:F:254:GLU:HB3	1:F:256:THR:HG23	1.98	0.46
1:F:370:LEU:HB3	1:F:452:TYR:CE1	2.50	0.46
3:E:10:THR:O	3:E:122:ASP:HA	2.15	0.46
3:E:175:VAL:HA	3:E:178:LEU:CG	2.46	0.46
4:C:418:LYS:NZ	4:C:1224:ASP:OD1	2.47	0.46
4:B:438:GLN:NE2	4:B:443:ALA:O	2.49	0.46
4:B:656:MET:HE3	4:B:660:GLU:HG3	1.98	0.46
4:B:716:PRO:CG	5:A:238:LEU:HD11	2.46	0.46
4:B:846:MET:O	4:B:1002:GLN:N	2.39	0.46
4:B:871:VAL:HG12	4:B:872:GLY:H	1.79	0.46
4:B:951:TRP:HH2	4:B:1035:TYR:HB3	1.81	0.46
4:B:1130:ILE:HG22	4:B:1160:TRP:HZ3	1.81	0.46
4:B:1231:ARG:NH2	4:B:1251:VAL:H	2.13	0.46
5:A:7:VAL:CG2	5:A:334:ILE:HG12	2.44	0.46
5:A:256:LEU:CD2	5:A:283:TYR:HB2	2.45	0.46
5:A:316:ARG:HG3	5:A:750:ARG:CD	2.46	0.46
5:A:582:VAL:HG21	5:A:588:LEU:HD23	1.96	0.46
5:A:1052:VAL:HA	5:A:1065:THR:OG1	2.16	0.46
1:K:214:SER:N	1:K:674:ALA:HB2	2.30	0.46
1:K:324:ARG:HB2	1:K:490:ASP:HA	1.98	0.46
2:I:50:VAL:CG2	2:I:57:VAL:HG22	2.33	0.46
2:H:207:SER:HB2	2:H:209:THR:HG22	1.97	0.46
2:G:3:VAL:HG23	2:G:306:TRP:HH2	1.81	0.46
2:G:296:ARG:HD3	2:G:324:TYR:CE2	2.50	0.46
1:F:399:VAL:HA	1:F:472:PHE:CA	2.42	0.46
1:F:551:LYS:HB2	1:F:604:ILE:HG21	1.97	0.46
3:E:161:ILE:HB	3:E:271:PHE:HB2	1.98	0.46
3:E:177:GLN:HA	3:E:180:MET:SD	2.47	0.46
3:E:192:TYR:OH	4:B:471:ARG:CD	2.63	0.46

Continued on next page...

Continued from previous page...

Atom-1	Atom-2	Interatomic distance (Å)	Clash overlap (Å)
3:E:272:VAL:HG12	3:E:328:HIS:CG	2.51	0.46
3:E:330:PHE:CD2	3:E:330:PHE:N	2.84	0.46
4:C:222:GLU:HG2	4:C:233:VAL:HG12	1.97	0.46
4:C:957:ALA:HB1	4:C:961:THR:CG2	2.46	0.46
4:B:436:ARG:HA	4:B:448:VAL:HA	1.97	0.46
4:B:746:GLN:C	5:A:155:GLN:OE1	2.54	0.46
4:B:815:ALA:N	4:B:816:PRO:CD	2.78	0.46
4:B:926:GLU:OE2	4:B:1018:SER:HA	2.16	0.46
5:A:147:LEU:HD22	5:A:161:GLY:O	2.16	0.46
5:A:163:VAL:HA	5:A:200:TYR:O	2.16	0.46
5:A:497:ILE:HG12	5:A:504:GLU:HB3	1.98	0.46
5:A:979:ILE:HG23	5:A:1021:ILE:HG12	1.98	0.46
5:A:1036:VAL:CG2	5:A:1096:ALA:HB2	2.32	0.46
1:K:199:LEU:HD23	1:K:199:LEU:H	1.81	0.46
1:K:271:ALA:HB1	1:K:272:PRO:HD2	1.97	0.46
2:I:99:MET:O	2:I:103:VAL:HG23	2.16	0.46
2:G:100:LEU:CD2	2:G:159:LEU:HG	2.42	0.46
2:G:320:MET:HA	2:G:323:TRP:HB3	1.97	0.46
1:F:142:THR:O	1:F:165:VAL:N	2.48	0.46
1:F:472:PHE:CD1	1:F:488:VAL:HG11	2.51	0.46
3:E:72:LEU:O	3:E:76:LEU:HG	2.16	0.46
3:E:180:MET:HE2	3:E:180:MET:HB3	1.86	0.46
3:E:225:VAL:HG21	3:E:414:ILE:HD13	1.98	0.46
3:E:249:GLU:HG3	3:E:249:GLU:O	2.15	0.46
4:C:378:PHE:N	4:C:378:PHE:CD1	2.83	0.46
4:C:778:ASN:OD1	4:C:780:ARG:HB3	2.16	0.46
4:B:812:GLN:HG2	4:B:813:GLN:HE21	1.81	0.46
4:B:849:VAL:HA	4:B:999:ILE:HA	1.98	0.46
4:B:1093:MET:HB2	4:B:1101:MET:HB3	1.98	0.46
4:B:1096:ASP:HB3	4:B:1100:MET:N	2.31	0.46
5:A:353:ILE:O	5:A:371:ARG:HA	2.16	0.46
5:A:421:PRO:O	5:A:421:PRO:CD	2.64	0.46
5:A:517:ALA:HB1	5:A:527:PRO:CD	2.45	0.46
5:A:826:LEU:HD12	5:A:827:ASP:H	1.80	0.46
5:A:1135:ASP:OD2	5:A:1137:THR:HG23	2.16	0.46
1:K:336:MET:HG3	1:K:366:ARG:CB	2.46	0.45
1:K:385:LYS:HB3	1:K:387:TYR:CD1	2.51	0.45
2:I:42:MET:CA	2:I:52:MET:HG2	2.47	0.45
2:H:96:LYS:HB3	2:H:159:LEU:HD21	1.97	0.45
2:H:331:ALA:HB3	2:H:332:PRO:HD3	1.98	0.45
2:G:231:ASP:CG	2:G:231:ASP:O	2.54	0.45

Continued on next page...

Continued from previous page...

Atom-1	Atom-2	Interatomic distance (Å)	Clash overlap (Å)
1:F:153:ARG:NH1	1:F:153:ARG:CA	2.75	0.45
1:F:199:LEU:HD23	1:F:199:LEU:H	1.82	0.45
3:E:161:ILE:HG23	3:E:273:MET:HB3	1.99	0.45
3:E:253:LEU:HD12	3:E:254:SER:N	2.31	0.45
4:C:336:LYS:CB	4:C:340:ASN:HB2	2.44	0.45
4:C:560:MET:SD	4:C:799:LYS:HD3	2.57	0.45
4:C:574:ALA:O	4:C:577:ILE:HG22	2.16	0.45
4:C:716:PRO:HB3	4:C:742:PRO:HA	1.97	0.45
4:C:1064:ASP:N	4:C:1064:ASP:OD1	2.48	0.45
4:C:1077:PHE:CE2	4:C:1096:ASP:HA	2.51	0.45
4:B:242:LYS:H	4:B:242:LYS:CD	2.23	0.45
4:B:269:VAL:HG22	4:B:305:VAL:HG23	1.98	0.45
4:B:333:HIS:HA	4:B:336:LYS:CG	2.45	0.45
4:B:519:ILE:O	4:B:523:MET:HG3	2.16	0.45
4:B:560:MET:HA	4:B:563:VAL:HG23	1.97	0.45
4:B:658:GLY:H	4:B:661:THR:HG23	1.81	0.45
4:B:1034:GLU:HB3	4:B:1037:LEU:HG	1.98	0.45
5:A:532:PRO:HB2	5:A:538:ILE:HG12	1.97	0.45
5:A:768:ARG:NH2	5:A:865:THR:OG1	2.49	0.45
5:A:1033:ASN:HB2	5:A:1038:GLN:HB3	1.98	0.45
5:A:1214:LEU:N	5:A:1214:LEU:HD23	2.31	0.45
5:A:1237:GLU:HG2	5:A:1251:ASN:O	2.17	0.45
1:K:192:LEU:O	1:K:196:GLN:HG3	2.16	0.45
1:K:490:ASP:CB	1:F:436:SER:H	2.28	0.45
1:K:566:VAL:N	1:K:567:PRO:CD	2.79	0.45
2:I:195:VAL:CG2	2:I:356:VAL:HB	2.46	0.45
2:H:100:LEU:HD22	2:H:159:LEU:HA	1.98	0.45
2:H:121:VAL:O	2:H:125:GLY:N	2.49	0.45
2:G:5:LEU:HD13	2:G:6:PRO:N	2.31	0.45
1:F:550:ILE:CG1	1:F:631:VAL:HG21	2.40	0.45
1:F:573:ALA:O	1:F:576:GLN:HG2	2.16	0.45
3:E:165:ARG:CB	3:E:269:SER:HB3	2.46	0.45
4:C:282:ALA:HB1	4:C:290:TYR:N	2.31	0.45
4:C:325:ALA:HB1	4:C:326:PRO:HD2	1.97	0.45
4:C:598:TRP:CG	4:C:742:PRO:HG3	2.51	0.45
4:C:833:VAL:CG1	4:C:834:PRO:CD	2.76	0.45
4:B:352:LEU:HB3	4:B:955:LEU:N	2.31	0.45
4:B:391:LEU:HB3	4:B:403:TYR:CE2	2.51	0.45
4:B:432:GLY:C	4:B:450:VAL:HG23	2.37	0.45
4:B:601:ASN:ND2	4:B:832:GLN:HG2	2.31	0.45
4:B:662:ILE:HG23	4:B:702:LEU:HD23	1.98	0.45

Continued on next page...

Continued from previous page...

Atom-1	Atom-2	Interatomic distance (Å)	Clash overlap (Å)
4:B:1095:ARG:HB2	4:B:1101:MET:CE	2.46	0.45
4:B:1116:GLN:HG2	4:B:1170:ILE:CG2	2.47	0.45
5:A:200:TYR:CD2	5:A:232:HIS:HB3	2.51	0.45
5:A:437:TYR:O	5:A:641:ILE:HA	2.15	0.45
5:A:892:LEU:HD12	5:A:892:LEU:O	2.15	0.45
1:K:338:PRO:HD3	1:K:411:GLU:CG	2.46	0.45
2:I:195:VAL:HB	2:I:356:VAL:HG23	1.99	0.45
2:I:326:ARG:NH1	2:I:326:ARG:CB	2.76	0.45
2:H:138:PRO:O	2:H:144:SER:HB2	2.16	0.45
2:H:253:GLY:HA2	2:H:275:MET:CE	2.46	0.45
2:G:141:MET:HG3	2:G:142:PHE:H	1.82	0.45
2:G:218:TRP:CB	2:G:266:GLY:HA2	2.46	0.45
3:E:37:TRP:CZ3	3:E:143:VAL:HG13	2.51	0.45
4:C:378:PHE:HE2	4:C:433:ARG:HB2	1.82	0.45
4:C:850:THR:O	4:C:997:LEU:HA	2.15	0.45
4:B:346:VAL:HG23	4:B:347:ARG:HG3	1.98	0.45
5:A:130:TYR:HA	5:A:133:LEU:CD1	2.45	0.45
5:A:350:TYR:CZ	5:A:372:LYS:HE2	2.52	0.45
5:A:353:ILE:N	5:A:370:VAL:O	2.48	0.45
5:A:438:TYR:CB	5:A:641:ILE:HG12	2.43	0.45
5:A:506:LEU:C	5:A:507:ARG:HD2	2.36	0.45
5:A:629:GLN:HB2	5:A:630:LYS:HE3	1.98	0.45
1:K:127:LYS:HE2	1:K:235:GLU:CD	2.36	0.45
1:K:166:ILE:HG12	1:K:167:THR:N	2.31	0.45
1:K:376:MET:CA	1:K:498:LEU:HG	2.45	0.45
1:K:609:THR:HB	1:K:618:LEU:HD11	1.99	0.45
2:I:18:ALA:HA	2:I:23:VAL:CG2	2.46	0.45
2:I:24:SER:HB2	2:I:44:VAL:HB	1.99	0.45
2:I:156:VAL:HG11	2:I:159:LEU:HB2	1.96	0.45
2:I:315:LEU:HD22	2:I:315:LEU:N	2.31	0.45
2:H:1:MET:HG2	2:H:71:HIS:HB2	1.97	0.45
2:H:6:PRO:O	2:H:314:ALA:HB1	2.16	0.45
2:H:130:GLU:HG2	2:H:362:MET:CB	2.46	0.45
2:H:220:VAL:CG1	2:H:264:ILE:HG23	2.46	0.45
2:H:302:VAL:HB	2:H:320:MET:SD	2.56	0.45
1:F:190:ILE:O	1:F:194:VAL:HG23	2.17	0.45
1:F:380:LEU:HD21	1:F:491:ALA:CB	2.46	0.45
3:E:9:LYS:CB	3:E:124:VAL:HG22	2.39	0.45
3:E:167:ASP:CB	3:E:170:MET:HE3	2.45	0.45
4:C:419:ILE:HG13	4:C:1214:SER:HB2	1.99	0.45
4:B:408:PRO:O	4:B:411:MET:HB3	2.16	0.45

Continued on next page...

Continued from previous page...

Atom-1	Atom-2	Interatomic distance (Å)	Clash overlap (Å)
4:B:1047:ILE:CD1	4:B:1167:LEU:HD21	2.45	0.45
4:B:1131:LYS:HB2	4:B:1160:TRP:CZ2	2.51	0.45
5:A:574:VAL:CG1	5:A:612:PHE:HB2	2.46	0.45
5:A:706:ILE:CG1	5:A:757:ARG:HG2	2.45	0.45
5:A:1257:LEU:CD1	5:A:1261:TRP:HB3	2.44	0.45
1:K:374:ALA:CB	1:K:375:PRO:CD	2.72	0.45
1:K:396:GLY:N	1:K:430:LEU:O	2.41	0.45
2:I:262:THR:HB	2:I:263:PRO:HD2	1.98	0.45
1:F:471:THR:HA	1:F:488:VAL:CG2	2.45	0.45
3:E:90:ARG:HB2	3:E:107:ALA:HB2	1.98	0.45
3:E:174:ASP:HA	3:E:177:GLN:HG2	1.98	0.45
4:C:234:GLN:HG2	4:C:246:GLN:CG	2.46	0.45
4:C:508:ARG:NH2	4:C:726:VAL:HA	2.31	0.45
4:C:713:TRP:CD1	4:C:838:LEU:HD21	2.52	0.45
4:C:822:ILE:O	4:C:826:LEU:N	2.50	0.45
4:C:836:VAL:HG23	4:C:843:VAL:HG22	1.98	0.45
4:C:1151:TYR:HB3	4:C:1181:MET:CG	2.46	0.45
4:C:1151:TYR:CE1	4:C:1183:PRO:HB3	2.51	0.45
4:B:583:PRO:HA	4:B:880:ARG:CZ	2.46	0.45
4:B:1229:VAL:HG13	4:B:1236:THR:CG2	2.47	0.45
5:A:332:SER:O	5:A:335:MET:HB2	2.15	0.45
5:A:380:ARG:HH11	5:A:382:SER:HB2	1.81	0.45
5:A:599:LEU:O	5:A:603:MET:HG2	2.16	0.45
5:A:712:GLU:HG3	5:A:751:VAL:CG1	2.40	0.45
5:A:968:LYS:HD2	5:A:969:ILE:N	2.31	0.45
1:K:410:PHE:HA	1:K:413:TRP:CG	2.51	0.45
1:K:435:SER:HA	1:K:442:ILE:HG22	1.99	0.45
2:G:15:ILE:HD11	2:G:295:VAL:HG11	1.99	0.45
1:F:145:ASP:CA	1:F:161:LYS:HA	2.38	0.45
1:F:317:LYS:O	1:F:532:PRO:HB3	2.16	0.45
1:F:399:VAL:HG12	1:F:472:PHE:CG	2.51	0.45
4:C:320:SER:HB2	4:C:368:ASP:HB2	1.99	0.45
4:C:1274:VAL:HG13	4:C:1275:PRO:HD2	1.99	0.45
4:B:811:LEU:HA	4:B:815:ALA:HB2	1.97	0.45
4:B:859:GLN:HB2	4:B:862:LEU:HG	1.98	0.45
5:A:421:PRO:HB3	5:A:699:ASP:HA	1.98	0.45
5:A:429:ILE:CG1	5:A:475:ALA:HB1	2.46	0.45
5:A:619:PRO:HB3	5:A:651:LEU:CD1	2.46	0.45
5:A:768:ARG:O	5:A:862:ASN:N	2.43	0.45
5:A:920:ASN:O	5:A:1023:ILE:N	2.42	0.45
5:A:1090:ASP:C	5:A:1091:MET:HG3	2.35	0.45

Continued on next page...

Continued from previous page...

Atom-1	Atom-2	Interatomic distance (Å)	Clash overlap (Å)
5:A:1156:PHE:HB3	5:A:1165:ILE:HA	1.99	0.45
5:A:1194:LEU:CB	5:A:1196:TYR:HE1	2.29	0.45
1:K:523:THR:O	1:K:527:LEU:N	2.34	0.45
1:K:532:PRO:HA	1:K:537:ARG:NH1	2.31	0.45
1:K:571:GLN:HB3	1:K:623:ASN:OD1	2.16	0.45
2:I:51:CYS:CB	2:I:54:CYS:HG	2.30	0.45
2:I:131:LEU:O	2:I:361:PRO:HD2	2.17	0.45
2:H:3:VAL:HG11	2:H:54:CYS:SG	2.57	0.45
2:H:197:LEU:HB3	2:H:201:ALA:C	2.37	0.45
2:H:293:LYS:HA	2:H:324:TYR:OH	2.17	0.45
2:G:48:ALA:HB1	2:G:57:VAL:HG13	1.99	0.45
2:G:268:MET:HE3	2:G:286:ILE:HD11	1.98	0.45
3:E:21:ILE:HA	3:E:25:LEU:HD12	1.98	0.45
3:E:22:ASN:HD22	3:E:22:ASN:C	2.20	0.45
3:E:311:ALA:HA	3:E:314:ARG:CG	2.40	0.45
4:C:407:TYR:HD2	4:C:431:VAL:CG2	2.29	0.45
4:C:821:VAL:O	4:C:825:MET:HG2	2.16	0.45
4:C:1085:PHE:CG	4:B:285:PHE:CD1	2.93	0.45
4:C:1136:ARG:NH2	4:C:1200:ILE:HD13	2.31	0.45
4:B:317:ASP:OD1	4:B:319:ASP:N	2.46	0.45
4:B:607:VAL:N	4:B:875:LEU:O	2.50	0.45
4:B:650:MET:HA	4:B:653:ALA:HB3	1.99	0.45
5:A:201:SER:HB3	5:A:207:LEU:CD2	2.47	0.45
5:A:207:LEU:HD13	5:A:233:TYR:CE1	2.51	0.45
5:A:640:LEU:HD23	5:A:653:PHE:HA	1.98	0.45
5:A:832:PRO:HA	5:A:854:THR:HB	1.98	0.45
5:A:965:ALA:HA	5:A:968:LYS:HE3	1.97	0.45
5:A:1051:ASP:CB	5:A:1105:VAL:HA	2.40	0.45
5:A:1053:PHE:HA	5:A:1104:LEU:HD12	1.97	0.45
5:A:1155:THR:HG22	5:A:1198:ILE:HA	1.98	0.45
1:K:197:THR:OG1	1:F:563:PRO:CA	2.64	0.45
1:K:250:MET:HG3	1:K:255:GLY:HA2	1.99	0.45
1:K:323:VAL:CG1	1:K:366:ARG:HD2	2.46	0.45
1:K:353:THR:HG22	2:H:61:LEU:CD2	2.44	0.45
1:K:407:LYS:HA	1:K:463:GLU:C	2.37	0.45
1:K:469:LEU:HD11	1:K:487:ASP:HB3	1.98	0.45
1:K:615:ALA:O	1:K:619:SER:N	2.49	0.45
2:H:37:SER:HB2	2:H:90:ARG:NE	2.31	0.45
2:H:42:MET:N	2:H:52:MET:HG2	2.32	0.45
2:H:97:ARG:NH2	2:H:153:LEU:HB3	2.32	0.45
1:F:143:TYR:CE2	1:F:164:PRO:HG3	2.52	0.45

Continued on next page...

Continued from previous page...

Atom-1	Atom-2	Interatomic distance (Å)	Clash overlap (Å)
1:F:313:ALA:HA	1:F:538:CYS:SG	2.56	0.45
1:F:375:PRO:CA	1:F:454:PRO:HD3	2.44	0.45
3:E:244:ARG:CG	3:E:336:VAL:HG13	2.47	0.45
3:E:334:ARG:HD2	3:E:334:ARG:HA	1.35	0.45
4:C:255:LEU:HB3	4:C:465:TRP:CZ2	2.52	0.45
4:C:359:LEU:HD12	4:C:938:ILE:CG2	2.46	0.45
4:C:461:ILE:CA	4:C:464:ARG:HD2	2.34	0.45
4:C:503:ARG:HG2	4:C:1265:PRO:HD3	1.98	0.45
4:C:549:LEU:HD12	4:C:890:LYS:O	2.17	0.45
4:C:641:ASP:HB3	4:C:644:ALA:HB2	1.98	0.45
4:C:982:MET:HB2	4:C:985:GLU:HG2	1.94	0.45
4:C:1084:SER:HB3	4:C:1093:MET:O	2.16	0.45
4:B:593:VAL:CG1	4:B:875:LEU:HD21	2.47	0.45
4:B:777:ASP:HA	4:B:782:GLN:NE2	2.32	0.45
5:A:112:ASN:OD1	5:A:114:PHE:HB2	2.17	0.45
5:A:234:LEU:HD11	5:A:283:TYR:CE2	2.52	0.45
5:A:350:TYR:HD1	5:A:350:TYR:O	2.00	0.45
5:A:1188:ASP:HA	5:A:1229:PHE:O	2.17	0.45
5:A:1223:PRO:CG	5:A:1226:GLU:HB3	2.36	0.45
5:A:1225:ASN:O	5:A:1281:PRO:HB3	2.17	0.45
5:A:1238:TRP:HE3	5:A:1286:LEU:HB3	1.82	0.45
1:K:47:PRO:HA	1:K:148:VAL:CA	2.36	0.45
1:K:293:VAL:HG13	1:K:632:LYS:HG2	1.99	0.45
1:K:395:ASN:C	1:K:395:ASN:OD1	2.55	0.45
1:K:435:SER:N	1:K:440:GLN:O	2.43	0.45
1:K:584:ARG:HE	2:G:70:HIS:CD2	2.16	0.45
2:I:94:HIS:CE1	2:I:153:LEU:HD23	2.52	0.45
2:G:44:VAL:HA	2:G:48:ALA:O	2.17	0.45
2:G:288:GLY:HA2	2:G:291:LYS:CG	2.47	0.45
2:G:315:LEU:N	2:G:315:LEU:HD22	2.32	0.45
2:G:326:ARG:CZ	2:G:326:ARG:HB3	2.47	0.45
1:F:49:ILE:HB	1:F:66:MET:CG	2.42	0.45
1:F:431:TYR:HB3	1:F:444:ALA:HB3	1.99	0.45
3:E:272:VAL:CG1	3:E:328:HIS:HB2	2.45	0.45
4:C:851:ARG:HD3	4:C:994:MET:CE	2.47	0.45
4:C:1121:TYR:CE1	4:B:414:PRO:HB2	2.50	0.45
4:B:254:ARG:HG2	4:B:316:PHE:CD2	2.52	0.45
5:A:278:ARG:HB2	5:A:281:GLN:OE1	2.16	0.45
5:A:278:ARG:HH21	5:A:281:GLN:HE22	1.64	0.45
5:A:487:THR:CG2	5:A:529:VAL:HG13	2.46	0.45
5:A:498:ASP:HB2	5:A:505:TYR:CD2	2.52	0.45

Continued on next page...

Continued from previous page...

Atom-1	Atom-2	Interatomic distance (Å)	Clash overlap (Å)
5:A:686:THR:HG22	5:A:689:ARG:NH2	2.32	0.45
5:A:992:ARG:O	5:A:996:LEU:HD23	2.17	0.45
1:K:101:VAL:HG11	1:F:265:VAL:CB	2.43	0.45
1:K:371:ASP:O	1:K:372:GLN:HB2	2.17	0.45
1:K:431:TYR:CD2	1:K:431:TYR:C	2.91	0.45
1:K:517:GLU:OE2	1:K:517:GLU:CA	2.65	0.45
2:H:299:VAL:HA	2:H:320:MET:HE1	1.99	0.45
2:G:75:GLN:HE21	2:G:75:GLN:HB2	1.48	0.45
1:F:105:GLU:HG2	1:F:106:HIS:N	2.32	0.45
1:F:293:VAL:CG1	1:F:632:LYS:HG2	2.41	0.45
3:E:38:GLN:O	3:E:41:GLN:HB2	2.16	0.45
4:C:528:ASN:HD21	4:C:530:THR:HB	1.83	0.45
4:C:633:ALA:O	4:C:637:PRO:HD3	2.16	0.45
4:C:685:PRO:HD2	4:C:688:PHE:HB3	1.98	0.45
4:C:839:ASP:CG	4:C:842:ARG:HB2	2.37	0.45
4:C:1246:GLN:CB	4:C:1250:VAL:HB	2.47	0.45
4:C:1260:TYR:N	4:C:1260:TYR:HD1	2.14	0.45
4:B:810:TYR:HB2	4:B:891:TYR:CE1	2.49	0.45
4:B:837:ARG:CB	5:A:238:LEU:HD13	2.42	0.45
4:B:1131:LYS:HD2	4:B:1160:TRP:CE2	2.51	0.45
5:A:163:VAL:HG11	5:A:210:PHE:CE2	2.52	0.45
5:A:242:VAL:CG2	5:A:248:ILE:HG12	2.47	0.45
5:A:813:PHE:CZ	5:A:989:ARG:HB2	2.52	0.45
5:A:977:CYS:O	5:A:977:CYS:SG	2.75	0.45
5:A:1035:ILE:HB	5:A:1038:GLN:HG3	1.98	0.45
5:A:1044:ILE:HD12	5:A:1087:TRP:HB2	1.97	0.45
5:A:1229:PHE:CG	5:A:1268:ILE:HD12	2.51	0.45
1:K:48:TRP:CD1	1:K:152:ALA:HA	2.52	0.44
1:K:205:ILE:HG23	1:K:205:ILE:O	2.17	0.44
1:K:515:PRO:HB3	1:K:539:MET:HE1	1.99	0.44
2:H:174:ILE:HG12	2:H:363:ILE:HD13	1.98	0.44
2:H:224:ASP:HB2	2:H:357:MET:HG2	1.98	0.44
2:G:129:VAL:C	2:G:130:GLU:HG2	2.37	0.44
1:F:117:ALA:O	1:F:120:PHE:HB2	2.16	0.44
1:F:324:ARG:CB	1:F:490:ASP:HA	2.47	0.44
1:F:404:PHE:HB2	1:F:413:TRP:HH2	1.82	0.44
3:E:3:ARG:HD3	3:E:144:TYR:HE2	1.82	0.44
3:E:316:ILE:HG22	3:E:319:TRP:N	2.24	0.44
4:C:301:VAL:HG13	4:C:1209:LEU:CD1	2.43	0.44
4:C:413:THR:HB	4:C:420:CYS:CB	2.47	0.44
4:C:427:VAL:HG22	4:C:1235:LEU:O	2.17	0.44

Continued on next page...

Continued from previous page...

Atom-1	Atom-2	Interatomic distance (Å)	Clash overlap (Å)
4:C:687:CYS:SG	4:C:688:PHE:N	2.90	0.44
4:C:1254:TYR:C	4:C:1254:TYR:CD2	2.90	0.44
4:B:355:ARG:NH2	4:B:950:ASP:HA	2.32	0.44
4:B:890:LYS:HB3	4:B:890:LYS:HE2	1.61	0.44
4:B:914:VAL:O	4:B:918:LEU:HG	2.17	0.44
4:B:1131:LYS:HB2	4:B:1160:TRP:CE2	2.52	0.44
5:A:199:PHE:HD1	5:A:199:PHE:H	1.66	0.44
5:A:422:LEU:CD1	5:A:792:PRO:HG2	2.45	0.44
5:A:437:TYR:HB3	5:A:673:PHE:HE1	1.82	0.44
5:A:494:TYR:CE2	5:A:542:PRO:HD2	2.52	0.44
5:A:525:ASP:HB3	5:A:556:ARG:HE	1.82	0.44
5:A:636:THR:OG1	5:A:660:GLN:HB2	2.17	0.44
5:A:743:ILE:HA	5:A:751:VAL:O	2.16	0.44
5:A:757:ARG:HG3	5:A:757:ARG:NH1	2.29	0.44
5:A:873:LEU:HG	5:A:895:ALA:HB1	1.98	0.44
5:A:1128:ASP:OD1	5:A:1128:ASP:N	2.49	0.44
1:K:201:THR:HB	1:F:633:THR:HG21	1.99	0.44
1:K:505:VAL:CG1	2:G:313:TYR:CG	3.00	0.44
2:I:7:ASN:O	2:I:11:ILE:HG13	2.16	0.44
2:I:70:HIS:CD2	1:F:584:ARG:CZ	2.99	0.44
2:I:72:ARG:C	2:I:72:ARG:HD3	2.36	0.44
2:I:75:GLN:CG	1:F:581:TYR:CE1	2.99	0.44
2:H:171:ASN:ND2	2:H:259:ARG:HD2	2.31	0.44
2:H:206:PHE:HE2	2:H:267:LYS:HB3	1.83	0.44
2:H:323:TRP:HA	2:H:326:ARG:NH2	2.33	0.44
2:G:127:SER:OG	2:G:362:MET:HB2	2.17	0.44
2:G:133:TRP:HB2	2:G:220:VAL:CB	2.46	0.44
1:F:566:VAL:HG23	1:F:567:PRO:HD3	1.99	0.44
1:F:588:PRO:HD2	1:F:591:ILE:HD12	1.99	0.44
3:E:74:GLY:HA3	3:E:91:PHE:CZ	2.51	0.44
3:E:226:GLY:CA	3:E:339:PHE:HD1	2.31	0.44
4:C:271:ILE:HD13	4:C:301:VAL:HG12	1.99	0.44
4:C:620:VAL:HG13	4:C:655:MET:O	2.17	0.44
4:C:685:PRO:O	4:C:689:MET:N	2.45	0.44
4:C:690:ASN:ND2	4:C:693:LEU:HG	2.33	0.44
4:C:731:ASN:HB3	4:C:734:THR:O	2.17	0.44
4:C:1009:PHE:N	4:C:1009:PHE:CD1	2.84	0.44
4:C:1044:ASP:HA	4:C:1141:MET:CG	2.43	0.44
4:C:1233:ASN:HB2	4:C:1246:GLN:NE2	2.32	0.44
4:B:257:THR:O	4:B:372:LEU:HB2	2.17	0.44
4:B:257:THR:O	4:B:372:LEU:N	2.39	0.44

Continued on next page...

Continued from previous page...

Atom-1	Atom-2	Interatomic distance (Å)	Clash overlap (Å)
4:B:327:PRO:HB2	4:B:1148:LEU:HG	1.99	0.44
4:B:400:GLU:H	4:B:400:GLU:CD	2.20	0.44
4:B:1096:ASP:HB2	4:B:1100:MET:O	2.17	0.44
5:A:245:PRO:HA	5:A:246:PRO:HA	1.79	0.44
5:A:498:ASP:N	5:A:503:LYS:O	2.42	0.44
5:A:612:PHE:C	5:A:612:PHE:CD1	2.90	0.44
5:A:1138:ILE:HG13	5:A:1229:PHE:CZ	2.51	0.44
5:A:1236:ARG:O	5:A:1238:TRP:HD1	1.99	0.44
1:K:98:GLU:HB3	1:K:168:PRO:CD	2.26	0.44
1:K:137:TYR:O	1:K:140:LEU:HB2	2.17	0.44
1:K:284:LYS:HA	1:K:284:LYS:HE3	1.98	0.44
1:K:410:PHE:HA	1:K:413:TRP:CE2	2.52	0.44
2:H:109:MET:HE3	2:H:109:MET:HB3	1.66	0.44
2:H:180:VAL:HG11	2:H:243:VAL:HG12	2.00	0.44
3:E:144:TYR:HA	3:E:147:LEU:HD12	1.99	0.44
3:E:196:GLN:OE1	4:B:508:ARG:CB	2.65	0.44
4:C:703:ARG:O	4:C:707:GLU:HG3	2.18	0.44
4:B:439:MET:SD	4:B:440:MET:HG2	2.57	0.44
4:B:985:GLU:CA	4:B:985:GLU:OE1	2.64	0.44
4:B:1034:GLU:HB3	4:B:1037:LEU:CG	2.47	0.44
5:A:970:CYS:CB	5:A:979:ILE:HD11	2.48	0.44
5:A:981:TRP:CE3	5:A:981:TRP:N	2.85	0.44
1:K:504:THR:HB	2:G:316:GLY:HA2	1.99	0.44
2:I:2:GLU:OE2	2:I:72:ARG:NH1	2.50	0.44
2:I:47:GLY:HA2	2:I:61:LEU:CG	2.47	0.44
2:I:70:HIS:CB	1:F:584:ARG:N	2.80	0.44
2:H:7:ASN:HA	2:H:314:ALA:O	2.18	0.44
3:E:204:GLU:H	3:E:204:GLU:HG3	1.44	0.44
4:C:307:HIS:O	4:C:310:TRP:HB3	2.17	0.44
4:C:318:ARG:HG2	4:C:371:TYR:CZ	2.52	0.44
4:C:383:THR:OG1	4:C:410:ARG:NH2	2.50	0.44
4:C:622:SER:HB3	4:C:625:ASN:HD22	1.83	0.44
4:C:635:ALA:HA	4:C:638:LEU:CD1	2.47	0.44
4:C:803:ILE:HG21	4:C:887:LEU:HG	1.98	0.44
4:C:1121:TYR:CD2	4:B:414:PRO:HB2	2.53	0.44
4:C:1126:PHE:HB2	4:C:1130:ILE:HG13	1.99	0.44
4:B:379:SER:O	4:B:390:ASN:HA	2.17	0.44
4:B:823:ALA:CA	4:B:826:LEU:HD23	2.39	0.44
5:A:111:VAL:HG23	5:A:136:LEU:O	2.17	0.44
5:A:290:GLN:NE2	5:A:290:GLN:N	2.60	0.44
5:A:330:PHE:CE2	5:A:334:ILE:HD11	2.52	0.44

Continued on next page...

Continued from previous page...

Atom-1	Atom-2	Interatomic distance (Å)	Clash overlap (Å)
5:A:550:PHE:HA	5:A:558:ALA:N	2.32	0.44
5:A:776:ASP:OD2	5:A:777:PRO:CD	2.66	0.44
5:A:837:LEU:HD12	5:A:867:PHE:HZ	1.82	0.44
5:A:1190:ALA:O	5:A:1194:LEU:HG	2.17	0.44
2:I:6:PRO:HD3	2:I:57:VAL:HG23	2.00	0.44
2:I:174:ILE:HD13	2:I:181:PRO:HG3	1.99	0.44
2:I:201:ALA:HB1	2:I:221:MET:CE	2.48	0.44
2:H:354:TYR:HB3	2:H:355:PRO:HD2	1.98	0.44
2:G:5:LEU:HB2	2:G:306:TRP:CE3	2.52	0.44
2:G:19:PHE:CE1	2:G:291:LYS:HB3	2.53	0.44
2:G:218:TRP:CA	2:G:266:GLY:HA2	2.47	0.44
3:E:130:TYR:CE2	3:E:132:PHE:HD1	2.35	0.44
3:E:387:PRO:HA	3:E:390:THR:HG23	1.99	0.44
4:C:224:ILE:HG23	4:C:1270:VAL:HG13	1.99	0.44
4:C:313:ASN:C	4:C:313:ASN:OD1	2.56	0.44
4:C:605:THR:O	4:C:875:LEU:N	2.50	0.44
4:C:635:ALA:CA	4:C:638:LEU:HG	2.40	0.44
4:C:690:ASN:HB3	4:C:693:LEU:HG	1.99	0.44
4:C:1149:HIS:O	4:C:1181:MET:HA	2.18	0.44
4:B:836:VAL:O	4:B:836:VAL:HG23	2.17	0.44
4:B:837:ARG:CB	5:A:238:LEU:HB3	2.47	0.44
4:B:844:PRO:HA	4:B:1003:GLN:HA	1.99	0.44
4:B:851:ARG:HH22	4:B:989:SER:CB	2.31	0.44
4:B:1175:ILE:HB	4:B:1176:PRO:HD2	1.99	0.44
4:B:1260:TYR:HB3	4:B:1262:TYR:CE2	2.53	0.44
5:A:15:SER:HB3	5:A:359:SER:HB2	1.99	0.44
5:A:66:LEU:HD21	5:A:124:LEU:HG	2.00	0.44
5:A:456:LEU:HA	5:A:678:PHE:CE2	2.47	0.44
5:A:458:ASP:OD2	5:A:458:ASP:N	2.49	0.44
5:A:506:LEU:HD23	5:A:506:LEU:HA	1.76	0.44
5:A:513:ALA:O	5:A:575:TYR:N	2.45	0.44
5:A:734:VAL:HB	5:A:737:ALA:HB3	1.99	0.44
5:A:1019:MET:HE3	5:A:1021:ILE:HD11	2.00	0.44
2:H:315:LEU:HB3	2:H:320:MET:HA	1.99	0.44
1:F:376:MET:C	1:F:498:LEU:HG	2.38	0.44
3:E:258:ASN:HB2	4:C:854:ARG:NE	2.10	0.44
4:C:600:TYR:HE2	4:C:828:PHE:CD2	2.35	0.44
4:C:861:ALA:HA	4:B:443:ALA:HB3	1.99	0.44
4:C:942:GLN:OE1	4:C:942:GLN:HA	2.18	0.44
4:C:985:GLU:HA	4:C:988:LEU:HG	1.98	0.44
4:C:1066:VAL:HG12	4:C:1200:ILE:HD12	1.99	0.44

Continued on next page...

Continued from previous page...

Atom-1	Atom-2	Interatomic distance (Å)	Clash overlap (Å)
4:C:1104:PHE:HB2	4:C:1129:TRP:CD2	2.52	0.44
4:B:598:TRP:CD2	4:B:742:PRO:HG3	2.52	0.44
4:B:1211:CYS:HA	4:B:1225:LYS:HG3	1.99	0.44
4:B:1231:ARG:HG2	4:B:1250:VAL:CG1	2.47	0.44
5:A:421:PRO:O	5:A:421:PRO:HD2	2.18	0.44
5:A:637:SER:CB	5:A:656:PHE:HB2	2.40	0.44
5:A:990:TRP:HZ2	5:A:1006:ILE:HG23	1.83	0.44
5:A:1068:VAL:CG1	5:A:1076:VAL:HB	2.47	0.44
5:A:1138:ILE:HG13	5:A:1229:PHE:HZ	1.81	0.44
5:A:1156:PHE:CD1	5:A:1199:ARG:HD3	2.52	0.44
1:K:387:TYR:HH	1:K:490:ASP:HB3	1.83	0.44
2:I:51:CYS:HB3	2:I:54:CYS:SG	2.58	0.44
2:I:181:PRO:HB3	2:I:183:PHE:CZ	2.53	0.44
2:I:299:VAL:HG13	2:I:320:MET:HB3	1.98	0.44
2:H:94:HIS:CE1	2:H:153:LEU:HD23	2.53	0.44
2:H:192:PHE:N	2:H:192:PHE:CD2	2.85	0.44
2:H:225:TYR:O	2:H:228:LEU:HB3	2.18	0.44
2:H:315:LEU:O	2:H:323:TRP:HB2	2.18	0.44
2:G:131:LEU:O	2:G:360:ASP:HB3	2.18	0.44
2:G:238:TYR:CE1	2:G:242:LEU:HD12	2.52	0.44
3:E:178:LEU:HD23	4:B:477:THR:CG2	2.25	0.44
3:E:274:PRO:HB3	3:E:330:PHE:CE1	2.53	0.44
3:E:330:PHE:HA	3:E:407:THR:HA	2.00	0.44
4:C:282:ALA:HA	4:C:290:TYR:O	2.17	0.44
4:C:553:PRO:HA	4:C:556:ILE:HD12	1.98	0.44
4:C:812:GLN:O	4:C:816:PRO:HG2	2.17	0.44
4:B:716:PRO:HG3	5:A:238:LEU:HD11	1.98	0.44
4:B:1046:ILE:HA	4:B:1138:ARG:HA	1.99	0.44
4:B:1048:GLY:O	4:B:1198:TYR:HA	2.17	0.44
5:A:58:GLN:HG2	5:A:60:PHE:CZ	2.53	0.44
5:A:119:LEU:HD23	5:A:119:LEU:C	2.36	0.44
5:A:171:LYS:HB3	5:A:190:LYS:HG3	1.99	0.44
5:A:209:ARG:HG2	5:A:209:ARG:HH11	1.83	0.44
5:A:968:LYS:O	5:A:972:THR:HG23	2.18	0.44
1:K:47:PRO:CA	1:K:148:VAL:HG22	2.47	0.44
1:K:337:ILE:HB	1:K:410:PHE:CE2	2.53	0.44
1:K:370:LEU:HD11	1:K:403:VAL:HG22	1.99	0.44
1:K:379:VAL:HG22	1:K:449:ALA:HB1	2.00	0.44
2:I:196:ARG:CZ	2:I:355:PRO:HD3	2.47	0.44
2:G:100:LEU:HD13	2:G:163:LEU:CG	2.48	0.44
2:G:265:LEU:O	2:G:268:MET:N	2.51	0.44

Continued on next page...

Continued from previous page...

Atom-1	Atom-2	Interatomic distance (Å)	Clash overlap (Å)
1:F:173:MET:O	1:F:173:MET:HE2	2.18	0.44
1:F:433:GLU:N	1:F:442:ILE:O	2.44	0.44
3:E:174:ASP:O	3:E:178:LEU:HG	2.16	0.44
4:C:261:GLY:CA	4:C:313:ASN:H	2.30	0.44
4:C:447:TRP:HA	4:C:1260:TYR:HA	2.00	0.44
4:B:483:LEU:HD12	4:B:1271:VAL:HG11	2.00	0.44
4:B:678:PHE:CD2	4:B:683:THR:HB	2.52	0.44
4:B:864:LEU:CD2	4:B:1000:GLN:HB3	2.48	0.44
4:B:1069:ARG:HG2	4:B:1109:ILE:CG2	2.40	0.44
5:A:5:TRP:HA	5:A:338:GLY:CA	2.48	0.44
5:A:279:LEU:HB3	5:A:361:VAL:HG13	1.99	0.44
5:A:632:LEU:HD21	5:A:666:TRP:CH2	2.53	0.44
5:A:840:ILE:HD12	5:A:840:ILE:O	2.18	0.44
5:A:990:TRP:HA	5:A:993:LEU:HG	1.99	0.44
1:K:122:ARG:HB2	1:K:122:ARG:CZ	2.48	0.44
1:K:173:MET:CE	1:K:177:SER:HB3	2.48	0.44
2:H:181:PRO:HA	2:H:362:MET:O	2.17	0.44
2:G:40:PRO:HG2	2:G:82:TYR:HE1	1.83	0.44
2:G:198:GLU:N	2:G:201:ALA:HB3	2.23	0.44
1:F:409:PRO:CG	1:F:412:LEU:HD12	2.47	0.44
1:F:525:GLU:H	1:F:525:GLU:CD	2.22	0.44
4:C:332:ILE:HG12	4:C:348:GLY:N	2.31	0.44
4:C:754:THR:HB	4:C:804:LYS:CB	2.47	0.44
4:C:839:ASP:O	4:C:843:VAL:HG23	2.18	0.44
4:B:361:MET:HE3	4:B:362:LEU:HD23	1.99	0.44
4:B:376:THR:HG21	4:B:392:ARG:HE	1.83	0.44
4:B:455:ASP:OD2	4:B:458:THR:HG23	2.16	0.44
4:B:720:ARG:HA	4:B:737:GLU:O	2.18	0.44
4:B:755:LEU:HD21	4:B:757:PHE:CE2	2.53	0.44
4:B:806:MET:HG2	4:B:890:LYS:HA	2.00	0.44
4:B:1104:PHE:HA	4:B:1108:TRP:CZ2	2.53	0.44
5:A:743:ILE:HG13	5:A:752:LEU:HB2	1.99	0.44
5:A:826:LEU:HD13	5:A:847:THR:CG2	2.48	0.44
5:A:994:ALA:CB	5:A:1001:LEU:HD21	2.46	0.44
5:A:1045:PRO:HA	5:A:1086:GLU:CG	2.47	0.44
5:A:1197:TYR:CA	5:A:1213:PRO:HA	2.40	0.44
1:K:143:TYR:CD2	1:K:164:PRO:HG3	2.53	0.43
1:K:203:VAL:CG2	1:K:208:VAL:HG13	2.48	0.43
1:K:393:ASP:O	1:K:397:LYS:HG2	2.17	0.43
1:K:453:GLU:HB2	1:K:456:GLN:NE2	2.32	0.43
1:K:559:ASP:OD1	1:K:598:ARG:HG3	2.18	0.43

Continued on next page...

Continued from previous page...

Atom-1	Atom-2	Interatomic distance (Å)	Clash overlap (Å)
1:K:559:ASP:CG	1:K:598:ARG:HE	2.22	0.43
2:I:100:LEU:HD13	2:I:163:LEU:HG	1.99	0.43
2:G:342:MET:HB3	2:G:342:MET:HE2	1.85	0.43
1:F:380:LEU:HD12	1:F:493:LEU:HB2	1.99	0.43
1:F:398:LYS:HA	1:F:428:VAL:O	2.16	0.43
1:F:401:PHE:CE2	1:F:470:ALA:HB2	2.53	0.43
1:F:405:GLN:HG2	1:F:466:TYR:CD2	2.53	0.43
1:F:514:VAL:CG1	1:F:517:GLU:HG2	2.48	0.43
3:E:273:MET:HG2	3:E:327:LEU:CB	2.46	0.43
4:C:451:PHE:HA	4:C:1256:VAL:HA	2.00	0.43
4:C:754:THR:HB	4:C:804:LYS:CG	2.48	0.43
4:C:822:ILE:HA	4:C:825:MET:HB2	1.99	0.43
4:C:1041:ALA:HB3	4:C:1144:TYR:CD1	2.53	0.43
4:C:1170:ILE:CA	4:C:1176:PRO:HD3	2.46	0.43
4:B:473:ASN:ND2	4:B:504:LEU:HA	2.33	0.43
4:B:544:GLN:HA	4:B:592:ARG:HH21	1.82	0.43
4:B:644:ALA:N	4:B:645:PRO:CD	2.81	0.43
4:B:998:ALA:HB1	4:B:1012:ILE:HD13	2.00	0.43
5:A:391:PRO:HA	5:A:788:LEU:HD12	1.99	0.43
5:A:640:LEU:HD21	5:A:653:PHE:HD1	1.83	0.43
5:A:825:VAL:CB	5:A:846:VAL:HG12	2.46	0.43
5:A:828:LEU:HD13	5:A:872:TYR:HE1	1.82	0.43
5:A:976:ASN:HB3	5:A:1025:GLY:O	2.18	0.43
5:A:1222:LEU:HD22	5:A:1228:LEU:HD13	2.00	0.43
1:K:339:LYS:O	1:K:340:THR:HB	2.18	0.43
1:K:409:PRO:CD	1:K:412:LEU:HB2	2.48	0.43
1:K:453:GLU:N	1:K:453:GLU:OE2	2.51	0.43
1:K:653:SER:O	1:K:657:ILE:HG13	2.18	0.43
2:H:263:PRO:HA	2:H:269:PRO:N	2.33	0.43
2:G:181:PRO:HB3	2:G:183:PHE:CE1	2.53	0.43
3:E:3:ARG:HD3	3:E:144:TYR:CE2	2.53	0.43
3:E:304:ILE:HG22	3:E:309:VAL:CG1	2.48	0.43
4:C:301:VAL:HG11	4:C:1150:TYR:OH	2.18	0.43
4:C:466:MET:CE	4:C:469:LEU:HB2	2.48	0.43
4:C:479:ILE:O	4:C:483:LEU:HG	2.18	0.43
4:C:602:GLY:N	4:C:831:PHE:O	2.51	0.43
4:C:663:PRO:O	4:C:687:CYS:SG	2.73	0.43
4:C:732:LEU:HB3	4:C:1011:VAL:CG1	2.40	0.43
4:C:763:ASN:ND2	4:C:767:ARG:HG2	2.33	0.43
4:B:433:ARG:CD	4:B:436:ARG:HD3	2.48	0.43
4:B:503:ARG:HB3	4:B:1265:PRO:CD	2.49	0.43

Continued on next page...

Continued from previous page...

Atom-1	Atom-2	Interatomic distance (Å)	Clash overlap (Å)
4:B:509:ILE:CD1	4:B:918:LEU:HB3	2.48	0.43
4:B:678:PHE:HD2	4:B:683:THR:HB	1.83	0.43
4:B:748:ALA:HB2	4:B:813:GLN:OE1	2.18	0.43
4:B:1082:ARG:N	4:B:1095:ARG:HB3	2.25	0.43
5:A:264:PHE:CD1	5:A:314:LEU:HD21	2.53	0.43
5:A:642:LYS:HD2	5:A:643:PRO:N	2.34	0.43
1:K:303:SER:O	1:K:515:PRO:HD2	2.18	0.43
1:K:323:VAL:CB	1:K:489:TRP:HB3	2.43	0.43
1:K:345:PHE:O	1:K:360:ASN:HA	2.18	0.43
2:H:142:PHE:HA	2:H:216:LEU:O	2.18	0.43
2:G:22:ARG:CZ	2:G:22:ARG:CB	2.96	0.43
1:F:143:TYR:CD2	1:F:164:PRO:HG3	2.53	0.43
1:F:629:GLN:HA	1:F:632:LYS:HD3	1.99	0.43
3:E:7:LEU:HB3	3:E:125:TYR:O	2.17	0.43
3:E:176:ASN:O	3:E:180:MET:HG3	2.19	0.43
4:C:283:TYR:HB2	4:C:290:TYR:HD1	1.83	0.43
4:C:394:LEU:HA	4:C:394:LEU:HD23	1.70	0.43
4:C:613:TYR:H	4:C:613:TYR:HD1	1.66	0.43
4:C:1094:ILE:O	4:C:1094:ILE:HG23	2.18	0.43
4:B:458:THR:O	4:B:462:ARG:HG3	2.18	0.43
4:B:1033:HIS:NE2	4:B:1248:PRO:HG2	2.33	0.43
5:A:687:ILE:HG21	5:A:995:LEU:HD13	1.99	0.43
5:A:779:SER:O	5:A:783:GLN:HG2	2.18	0.43
5:A:903:PHE:CB	5:A:961:SER:HB3	2.41	0.43
2:I:127:SER:HA	2:I:364:LEU:CB	2.47	0.43
2:I:263:PRO:HA	2:I:269:PRO:N	2.33	0.43
2:H:5:LEU:HD22	2:H:6:PRO:CD	2.46	0.43
2:G:162:LYS:HB3	2:G:166:TYR:CZ	2.53	0.43
1:F:336:MET:HA	1:F:366:ARG:HA	1.99	0.43
3:E:13:PHE:CE1	3:E:19:VAL:HA	2.53	0.43
3:E:350:THR:OG1	3:E:353:GLN:HG3	2.18	0.43
3:E:414:ILE:O	3:E:417:LEU:HB2	2.18	0.43
4:C:846:MET:HE2	4:C:869:THR:HA	2.00	0.43
4:C:1002:GLN:HA	4:C:1008:THR:HA	1.99	0.43
4:C:1036:ASN:O	4:C:1036:ASN:ND2	2.52	0.43
4:C:1102:VAL:HB	4:C:1103:PRO:HD2	2.01	0.43
4:B:333:HIS:O	4:B:337:GLN:HB2	2.18	0.43
4:B:504:LEU:N	4:B:1263:GLU:O	2.48	0.43
4:B:674:ARG:H	4:B:674:ARG:CD	2.31	0.43
4:B:750:VAL:HG12	4:B:752:THR:H	1.84	0.43
4:B:751:THR:HA	4:B:897:THR:OG1	2.18	0.43

Continued on next page...

Continued from previous page...

Atom-1	Atom-2	Interatomic distance (Å)	Clash overlap (Å)
4:B:1193:ALA:HB1	4:B:1194:PRO:HD2	2.00	0.43
5:A:115:VAL:HG12	5:A:136:LEU:CD1	2.48	0.43
5:A:485:LYS:HE3	5:A:643:PRO:CG	2.47	0.43
5:A:950:ARG:HH21	5:A:952:PRO:HB3	1.82	0.43
5:A:982:VAL:HB	5:A:1013:TYR:OH	2.17	0.43
1:K:392:TRP:CE3	1:K:397:LYS:HE2	2.53	0.43
1:K:399:VAL:HG12	1:K:472:PHE:CA	2.45	0.43
1:F:345:PHE:O	1:F:361:LEU:N	2.34	0.43
1:F:391:SER:HB3	1:F:482:ASN:HA	2.00	0.43
3:E:201:ARG:NH1	4:B:724:PRO:HB2	2.33	0.43
3:E:230:GLN:O	3:E:233:THR:HG23	2.18	0.43
4:C:261:GLY:HA3	4:C:312:SER:HA	2.00	0.43
4:C:301:VAL:HG23	4:C:1185:SER:OG	2.19	0.43
4:B:408:PRO:HB2	4:B:423:VAL:HG22	1.99	0.43
4:B:485:GLU:O	4:B:488:GLN:NE2	2.51	0.43
4:B:1062:PRO:HG2	4:B:1065:LEU:HB2	2.01	0.43
5:A:813:PHE:HZ	5:A:989:ARG:CZ	2.31	0.43
5:A:825:VAL:CG2	5:A:846:VAL:HG12	2.47	0.43
5:A:877:TRP:CZ2	5:A:878:ILE:HD13	2.53	0.43
1:K:115:GLU:HG2	1:K:135:PRO:HG2	2.01	0.43
1:K:138:SER:HA	1:K:141:LEU:HD12	1.99	0.43
1:K:287:GLU:HA	1:K:290:MET:HE3	2.00	0.43
1:K:335:ARG:HB2	1:K:369:ASN:HB2	2.00	0.43
1:K:398:LYS:HA	1:K:428:VAL:O	2.19	0.43
1:K:407:LYS:HB3	1:K:463:GLU:HB3	2.01	0.43
1:K:541:ASP:O	1:K:545:LYS:HG3	2.19	0.43
1:K:563:PRO:O	1:K:566:VAL:HG22	2.18	0.43
2:H:136:VAL:O	2:H:143:ARG:HD3	2.18	0.43
2:H:179:LEU:HB3	2:H:363:ILE:C	2.39	0.43
1:F:314:ILE:HD11	1:F:541:ASP:HB2	2.01	0.43
3:E:228:ILE:HG23	3:E:232:ASN:O	2.18	0.43
4:C:338:LEU:O	4:C:341:THR:HG23	2.18	0.43
4:C:451:PHE:HB3	4:C:1254:TYR:CZ	2.54	0.43
4:C:861:ALA:HA	4:B:440:MET:HB2	1.89	0.43
4:C:949:LEU:HA	4:C:951:TRP:NE1	2.32	0.43
4:C:1067:PHE:HE2	4:C:1136:ARG:HB3	1.84	0.43
4:B:427:VAL:CG2	4:B:1238:PRO:HA	2.47	0.43
4:B:707:GLU:HB3	4:B:711:ARG:NH2	2.34	0.43
4:B:882:ILE:O	4:B:886:LEU:HG	2.18	0.43
5:A:1053:PHE:N	5:A:1065:THR:OG1	2.40	0.43
1:K:47:PRO:HD2	1:K:65:ARG:HH12	1.80	0.43

Continued on next page...

Continued from previous page...

Atom-1	Atom-2	Interatomic distance (Å)	Clash overlap (Å)
1:K:309:ALA:N	1:K:310:PRO:CD	2.82	0.43
1:K:375:PRO:CG	1:K:498:LEU:HB2	2.49	0.43
1:K:594:LYS:HB3	1:K:598:ARG:NH1	2.33	0.43
2:I:143:ARG:HH11	2:I:143:ARG:CG	2.29	0.43
2:I:222:VAL:HG12	2:I:264:ILE:CD1	2.49	0.43
2:H:221:MET:HB2	2:H:263:PRO:HD2	2.00	0.43
2:H:260:ALA:HA	2:H:270:ALA:O	2.19	0.43
2:G:39:GLN:HG3	2:G:79:HIS:CD2	2.54	0.43
2:G:99:MET:HA	2:G:99:MET:HE3	2.00	0.43
2:G:257:TYR:CG	2:G:344:SER:HA	2.54	0.43
1:F:148:VAL:CG2	1:F:160:GLN:HB2	2.48	0.43
1:F:403:VAL:HA	1:F:467:TYR:O	2.19	0.43
3:E:38:GLN:NE2	4:B:1015:MET:O	2.52	0.43
3:E:156:THR:O	3:E:156:THR:OG1	2.37	0.43
3:E:182:TYR:CD1	3:E:182:TYR:N	2.86	0.43
3:E:233:THR:HG22	3:E:238:TYR:CE2	2.54	0.43
4:C:511:ASN:HA	4:C:514:ARG:HD3	2.01	0.43
4:C:533:GLN:N	4:C:534:PRO:CD	2.81	0.43
4:C:574:ALA:O	4:C:578:LEU:HG	2.18	0.43
4:C:701:ILE:HD13	4:C:704:GLN:NE2	2.29	0.43
4:C:732:LEU:CG	4:C:1011:VAL:HG11	2.48	0.43
4:C:1044:ASP:CA	4:C:1141:MET:HG3	2.41	0.43
4:C:1207:ARG:NH2	4:C:1249:GLU:O	2.52	0.43
4:B:578:LEU:O	4:B:581:LEU:HB2	2.18	0.43
4:B:985:GLU:OE1	4:B:985:GLU:HA	2.19	0.43
5:A:17:THR:HG23	5:A:360:VAL:CG1	2.48	0.43
5:A:319:PRO:HG2	5:A:322:LEU:HA	2.00	0.43
5:A:650:GLU:HG2	5:A:651:LEU:N	2.34	0.43
5:A:940:LEU:HD21	5:A:942:ILE:HD11	2.01	0.43
5:A:1145:ILE:O	5:A:1181:LEU:N	2.52	0.43
1:K:400:GLY:HA3	1:K:473:ILE:HG12	2.00	0.43
1:K:490:ASP:O	1:F:436:SER:OG	2.37	0.43
2:I:133:TRP:HA	2:I:136:VAL:HG23	2.00	0.43
2:I:225:TYR:O	2:I:228:LEU:HB3	2.19	0.43
2:I:238:TYR:CZ	2:I:242:LEU:HD12	2.54	0.43
2:G:133:TRP:HB2	2:G:220:VAL:HG21	2.00	0.43
2:G:218:TRP:CG	2:G:267:LYS:HG3	2.53	0.43
1:F:324:ARG:NH2	1:F:485:GLN:OE1	2.49	0.43
1:F:453:GLU:HB2	1:F:456:GLN:CB	2.49	0.43
3:E:43:LEU:HD21	3:E:65:TYR:HD1	1.84	0.43
3:E:106:VAL:CG2	4:B:944:PRO:CA	2.97	0.43

Continued on next page...

Continued from previous page...

Atom-1	Atom-2	Interatomic distance (Å)	Clash overlap (Å)
3:E:349:MET:HG3	3:E:353:GLN:HB2	2.00	0.43
4:C:601:ASN:HB3	4:C:832:GLN:HG2	2.01	0.43
4:C:685:PRO:CB	4:C:688:PHE:HB3	2.49	0.43
4:B:850:THR:HB	4:B:864:LEU:HD13	2.01	0.43
4:B:947:ARG:HG2	4:B:947:ARG:HH11	1.83	0.43
5:A:112:ASN:HD21	5:A:146:LEU:HG	1.84	0.43
5:A:391:PRO:HA	5:A:788:LEU:HG	1.99	0.43
5:A:448:VAL:HG23	5:A:668:SER:CA	2.48	0.43
5:A:486:ASP:HA	5:A:489:VAL:HG22	1.99	0.43
5:A:554:VAL:HG11	5:A:557:GLY:HA3	2.00	0.43
5:A:719:MET:H	5:A:719:MET:HG2	1.60	0.43
5:A:878:ILE:H	5:A:878:ILE:HG12	1.58	0.43
5:A:1012:MET:HE3	5:A:1016:MET:HE1	2.01	0.43
5:A:1053:PHE:N	5:A:1053:PHE:CD1	2.87	0.43
5:A:1170:LYS:HD3	5:A:1171:PHE:HE1	1.82	0.43
5:A:1230:LEU:O	5:A:1277:TYR:N	2.51	0.43
1:K:186:GLU:O	1:K:190:ILE:HG13	2.18	0.43
2:I:70:HIS:HD2	1:F:584:ARG:CZ	2.31	0.43
2:I:218:TRP:NE1	2:I:358:ILE:HD11	2.32	0.43
2:H:7:ASN:HB2	2:H:10:GLN:HG3	2.00	0.43
2:G:7:ASN:O	2:G:11:ILE:HG13	2.19	0.43
1:F:546:ILE:HG21	1:F:624:TRP:HH2	1.84	0.43
3:E:77:GLN:O	3:E:81:ARG:HG3	2.19	0.43
4:C:613:TYR:CD1	4:C:613:TYR:N	2.86	0.43
4:C:660:GLU:OE2	4:C:701:ILE:HB	2.19	0.43
4:B:332:ILE:O	4:B:335:PHE:N	2.52	0.43
4:B:747:PRO:HD2	5:A:154:SER:N	1.93	0.43
4:B:813:GLN:C	4:B:816:PRO:HD2	2.39	0.43
4:B:1129:TRP:O	4:B:1133:GLY:HA3	2.19	0.43
4:B:1171:THR:CG2	4:B:1172:PRO:CD	2.91	0.43
5:A:632:LEU:HD13	5:A:664:LEU:O	2.19	0.43
5:A:1250:LEU:HD13	5:A:1277:TYR:CE1	2.53	0.43
1:K:650:LYS:HE2	1:F:299:GLU:C	2.28	0.43
2:H:196:ARG:HG3	2:H:196:ARG:O	2.19	0.43
2:G:79:HIS:O	2:G:83:VAL:N	2.52	0.43
2:G:251:HIS:O	2:G:255:SER:N	2.51	0.43
1:F:203:VAL:HG11	1:F:207:GLU:HA	2.01	0.43
1:F:399:VAL:HG12	1:F:472:PHE:CA	2.45	0.43
3:E:17:GLN:H	3:E:17:GLN:HG3	1.52	0.43
3:E:168:GLU:O	3:E:171:TRP:HB2	2.18	0.43
4:C:271:ILE:HD12	4:C:271:ILE:N	2.33	0.43

Continued on next page...

Continued from previous page...

Atom-1	Atom-2	Interatomic distance (Å)	Clash overlap (Å)
4:C:380:GLN:HG3	4:C:388:GLY:CA	2.40	0.43
4:C:596:ALA:O	4:C:599:LEU:HB2	2.19	0.43
4:C:853:SER:HB3	4:C:995:THR:CG2	2.49	0.43
4:B:493:VAL:HG12	4:B:1273:GLY:HA2	2.01	0.43
4:B:522:ILE:CA	4:B:525:ILE:HG12	2.46	0.43
4:B:998:ALA:HA	4:B:1011:VAL:O	2.18	0.43
4:B:1138:ARG:NH2	4:B:1202:THR:HG21	2.34	0.43
5:A:333:GLN:O	5:A:336:SER:HB3	2.18	0.43
5:A:425:ASP:O	5:A:794:LEU:N	2.37	0.43
5:A:744:TYR:CE1	5:A:789:PRO:HB3	2.54	0.43
5:A:835:LYS:O	5:A:839:LEU:HG	2.19	0.43
5:A:873:LEU:HD23	5:A:873:LEU:HA	1.79	0.43
5:A:979:ILE:HG22	5:A:981:TRP:CZ3	2.54	0.43
1:K:46:VAL:HG13	1:K:65:ARG:CD	2.48	0.42
1:K:102:VAL:CG1	1:K:163:VAL:HG13	2.48	0.42
1:K:505:VAL:O	2:G:312:ARG:NH1	2.52	0.42
2:H:87:PHE:HD1	2:H:149:TRP:CG	2.37	0.42
2:G:222:VAL:HG23	2:G:357:MET:SD	2.59	0.42
2:G:228:LEU:HG	2:G:229:GLU:N	2.34	0.42
3:E:163:TYR:HB2	3:E:271:PHE:HD2	1.77	0.42
3:E:276:SER:OG	3:E:332:VAL:HG23	2.18	0.42
3:E:414:ILE:HA	3:E:417:LEU:HG	2.01	0.42
4:C:474:ILE:HG22	4:C:505:MET:O	2.19	0.42
4:C:851:ARG:HD2	4:C:991:ASP:CB	2.45	0.42
4:C:937:GLN:OE1	4:C:937:GLN:CA	2.67	0.42
4:C:997:LEU:O	4:C:1012:ILE:HG23	2.19	0.42
4:C:1207:ARG:NH2	4:C:1231:ARG:HH22	2.17	0.42
4:B:651:THR:HG22	4:B:655:MET:CE	2.49	0.42
4:B:836:VAL:HG21	4:B:839:ASP:O	2.19	0.42
4:B:991:ASP:HA	4:B:992:PRO:HD3	1.83	0.42
5:A:13:LEU:HD11	5:A:379:MET:HE3	2.01	0.42
5:A:691:LEU:HA	5:A:692:PRO:HD3	1.91	0.42
5:A:1056:TYR:CD2	5:A:1061:LEU:HB2	2.54	0.42
5:A:1056:TYR:O	5:A:1100:THR:N	2.36	0.42
5:A:1084:LYS:CB	5:A:1086:GLU:HG3	2.38	0.42
1:K:43:PRO:HB3	1:K:102:VAL:HG12	1.98	0.42
1:K:140:LEU:H	1:K:140:LEU:CD1	2.32	0.42
1:K:505:VAL:HG23	1:K:510:VAL:CG2	2.49	0.42
1:K:506:LYS:CE	2:G:309:GLU:CB	2.95	0.42
1:K:590:GLY:O	1:K:594:LYS:HG3	2.18	0.42
2:I:91:VAL:HG22	2:I:149:TRP:HB3	2.00	0.42

Continued on next page...

Continued from previous page...

Atom-1	Atom-2	Interatomic distance (Å)	Clash overlap (Å)
2:H:133:TRP:CZ3	2:H:219:GLY:HA2	2.53	0.42
2:H:224:ASP:HA	2:H:357:MET:HE3	2.00	0.42
2:H:292:LEU:HD12	2:H:295:VAL:HG22	2.00	0.42
2:G:51:CYS:N	2:G:58:VAL:HG22	2.33	0.42
2:G:79:HIS:HA	2:G:82:TYR:CD2	2.54	0.42
1:F:346:GLN:HG2	1:F:360:ASN:CG	2.39	0.42
1:F:357:TRP:CG	1:F:475:SER:HA	2.54	0.42
1:F:370:LEU:CD1	1:F:403:VAL:HG13	2.50	0.42
4:C:221:THR:HB	4:C:234:GLN:HB2	2.00	0.42
4:C:636:LEU:HB2	4:C:637:PRO:HD3	2.01	0.42
4:C:1042:ARG:HG2	4:C:1043:GLY:N	2.33	0.42
4:B:281:LEU:HG	4:B:286:PHE:CZ	2.54	0.42
4:B:401:LYS:O	4:B:405:ILE:HG13	2.19	0.42
4:B:507:TYR:CD2	4:B:915:PHE:HB3	2.54	0.42
4:B:520:ILE:HG23	4:B:986:PRO:CG	2.47	0.42
4:B:687:CYS:HA	4:B:693:LEU:HD12	2.01	0.42
4:B:766:ALA:HB1	4:B:801:LYS:HE3	2.01	0.42
4:B:1188:HIS:HD2	4:B:1190:ILE:HG23	1.83	0.42
5:A:38:PRO:HA	5:A:87:ARG:NH2	2.33	0.42
5:A:232:HIS:HD2	5:A:234:LEU:HD21	1.84	0.42
5:A:552:TYR:HA	5:A:559:ILE:CA	2.49	0.42
5:A:630:LYS:O	5:A:634:ASN:ND2	2.52	0.42
5:A:745:GLU:CD	5:A:745:GLU:C	2.77	0.42
5:A:903:PHE:CD2	5:A:961:SER:HB3	2.54	0.42
5:A:1171:PHE:CG	5:A:1185:VAL:HB	2.54	0.42
1:K:98:GLU:HA	1:K:99:PRO:HD3	1.94	0.42
1:K:272:PRO:CA	1:K:278:PRO:HD3	2.49	0.42
1:K:298:PRO:O	1:K:302:ALA:N	2.52	0.42
1:K:368:VAL:O	1:K:468:LEU:N	2.42	0.42
1:K:409:PRO:O	1:K:413:TRP:N	2.52	0.42
1:K:524:PRO:HG2	1:F:377:ARG:HH22	1.84	0.42
2:I:127:SER:HB2	2:I:362:MET:SD	2.59	0.42
2:I:204:THR:HG23	2:I:218:TRP:NE1	2.33	0.42
2:I:299:VAL:HG22	2:I:320:MET:HG2	2.01	0.42
2:H:14:LEU:HD22	2:H:45:CYS:SG	2.60	0.42
2:H:103:VAL:HG12	2:H:166:TYR:CB	2.49	0.42
2:G:10:GLN:CB	2:G:46:GLY:HA3	2.49	0.42
2:G:17:ASN:CB	2:G:23:VAL:HG13	2.45	0.42
2:G:292:LEU:HD23	2:G:331:ALA:HB2	2.01	0.42
2:G:326:ARG:NH1	2:G:326:ARG:CB	2.82	0.42
1:F:98:GLU:OE1	1:F:99:PRO:HD2	2.18	0.42

Continued on next page...

Continued from previous page...

Atom-1	Atom-2	Interatomic distance (Å)	Clash overlap (Å)
1:F:402:ILE:HB	1:F:469:LEU:HB3	2.01	0.42
1:F:409:PRO:HG2	1:F:412:LEU:HD12	2.00	0.42
1:F:410:PHE:HD1	1:F:413:TRP:CZ3	2.37	0.42
1:F:410:PHE:CD1	1:F:413:TRP:CE3	3.07	0.42
1:F:503:VAL:O	1:F:510:VAL:N	2.47	0.42
1:F:551:LYS:HA	1:F:551:LYS:HD2	1.87	0.42
3:E:161:ILE:CG2	3:E:273:MET:HB3	2.50	0.42
3:E:201:ARG:HB3	3:E:201:ARG:CZ	2.50	0.42
4:C:510:SER:OG	4:C:513:GLU:HG3	2.19	0.42
4:C:948:TYR:HE1	4:C:1029:GLU:N	2.17	0.42
4:C:1082:ARG:CD	4:B:420:CYS:CB	2.84	0.42
4:C:1116:GLN:HB3	4:C:1172:PRO:HA	2.02	0.42
4:C:1127:ASP:HA	4:C:1130:ILE:HD12	2.00	0.42
4:B:270:PRO:HA	4:B:302:SER:HB3	2.02	0.42
4:B:475:ASN:O	4:B:478:GLU:HB2	2.19	0.42
4:B:635:ALA:O	4:B:639:THR:HG23	2.19	0.42
5:A:17:THR:OG1	5:A:360:VAL:HG13	2.19	0.42
5:A:362:ASP:OD1	5:A:362:ASP:N	2.51	0.42
5:A:422:LEU:HD12	5:A:422:LEU:O	2.19	0.42
5:A:924:VAL:O	5:A:926:VAL:HG23	2.19	0.42
5:A:1052:VAL:CG2	5:A:1066:GLU:HB2	2.48	0.42
1:K:182:LEU:HD13	1:F:279:LEU:HD21	2.00	0.42
1:K:333:TRP:CH2	1:K:334:LEU:HG	2.55	0.42
1:K:453:GLU:O	1:K:456:GLN:HG2	2.19	0.42
2:G:101:SER:O	2:G:105:GLN:HG3	2.18	0.42
1:F:146:CYS:N	1:F:160:GLN:O	2.49	0.42
3:E:270:LEU:C	3:E:270:LEU:CD1	2.86	0.42
4:C:494:THR:HG22	4:C:496:PRO:HD3	1.99	0.42
4:C:654:ASN:N	4:C:654:ASN:HD22	2.17	0.42
4:C:935:VAL:HG21	4:C:993:ARG:N	2.34	0.42
4:C:994:MET:O	4:C:994:MET:CG	2.67	0.42
4:C:1035:TYR:CA	4:C:1038:PHE:HB2	2.32	0.42
4:C:1162:LEU:H	4:C:1162:LEU:HD13	1.78	0.42
4:B:413:THR:HG22	4:B:420:CYS:SG	2.60	0.42
4:B:646:VAL:HG21	4:B:684:TRP:CG	2.55	0.42
4:B:708:ILE:O	4:B:712:TYR:N	2.52	0.42
4:B:846:MET:SD	4:B:846:MET:C	2.98	0.42
4:B:1095:ARG:HB2	4:B:1101:MET:HE3	2.01	0.42
5:A:390:THR:O	5:A:788:LEU:N	2.44	0.42
5:A:434:ALA:CB	5:A:645:VAL:HA	2.50	0.42
5:A:533:TRP:CD1	5:A:541:VAL:HG11	2.54	0.42

Continued on next page...

Continued from previous page...

Atom-1	Atom-2	Interatomic distance (Å)	Clash overlap (Å)
5:A:743:ILE:HD12	5:A:787:ILE:HG13	2.01	0.42
5:A:791:ASP:HA	5:A:792:PRO:HD3	1.90	0.42
5:A:837:LEU:HD12	5:A:867:PHE:CZ	2.54	0.42
5:A:982:VAL:O	5:A:1013:TYR:HE2	2.02	0.42
5:A:1007:ARG:O	5:A:1011:LEU:HG	2.18	0.42
1:K:101:VAL:HG13	1:F:265:VAL:HG21	1.99	0.42
1:K:346:GLN:NE2	1:K:478:ILE:O	2.53	0.42
1:K:385:LYS:HE3	1:K:490:ASP:O	2.19	0.42
1:K:621:LYS:HG3	1:K:622:ASN:N	2.35	0.42
2:I:42:MET:HA	2:I:52:MET:HG2	2.01	0.42
2:I:337:PRO:HD2	2:I:340:LEU:CD2	2.31	0.42
2:H:220:VAL:O	2:H:358:ILE:HA	2.18	0.42
2:G:185:MET:N	2:G:260:ALA:O	2.47	0.42
1:F:298:PRO:HG2	1:F:632:LYS:HE3	2.01	0.42
1:F:348:GLN:HG2	1:F:358:HIS:CB	2.48	0.42
1:F:407:LYS:HA	1:F:463:GLU:O	2.19	0.42
3:E:187:PHE:HB3	3:E:250:VAL:HG13	2.00	0.42
3:E:349:MET:HG2	3:E:350:THR:O	2.19	0.42
4:C:258:TRP:HA	4:C:372:LEU:O	2.20	0.42
4:C:270:PRO:HA	4:C:302:SER:HB3	2.00	0.42
4:C:318:ARG:HD3	4:C:318:ARG:HA	1.85	0.42
4:C:1159:ALA:O	4:C:1163:THR:N	2.40	0.42
4:B:755:LEU:CD2	4:B:804:LYS:HB3	2.50	0.42
4:B:920:ARG:HD2	4:B:920:ARG:C	2.40	0.42
5:A:554:VAL:HG13	5:A:557:GLY:CA	2.49	0.42
5:A:580:GLN:NE2	5:A:617:ASN:HB2	2.34	0.42
5:A:1050:GLN:H	5:A:1050:GLN:HG3	1.54	0.42
5:A:1083:THR:OG1	5:A:1084:LYS:HG3	2.18	0.42
5:A:1170:LYS:HB3	5:A:1171:PHE:CD1	2.54	0.42
5:A:1188:ASP:OD1	5:A:1231:SER:N	2.53	0.42
1:K:63:LEU:HD23	1:K:63:LEU:HA	1.87	0.42
1:K:336:MET:CB	1:K:366:ARG:HB3	2.49	0.42
1:K:388:LYS:HD3	1:K:394:PRO:HD2	2.00	0.42
1:K:404:PHE:HB3	1:K:422:ALA:HB2	2.02	0.42
2:G:66:LYS:HB2	2:G:67:HIS:CE1	2.54	0.42
2:G:144:SER:HB3	2:G:147:SER:CB	2.46	0.42
2:G:187:ASP:OD1	2:G:188:PRO:HD2	2.19	0.42
1:F:166:ILE:HG12	1:F:167:THR:N	2.34	0.42
1:F:309:ALA:HB2	1:F:510:VAL:O	2.19	0.42
3:E:184:GLY:HA3	4:B:500:SER:HG	1.72	0.42
3:E:233:THR:HG22	3:E:238:TYR:CD2	2.55	0.42

Continued on next page...

Continued from previous page...

Atom-1	Atom-2	Interatomic distance (Å)	Clash overlap (Å)
3:E:272:VAL:HG12	3:E:328:HIS:CB	2.46	0.42
4:C:310:TRP:CZ3	4:C:402:TRP:HH2	2.38	0.42
4:B:334:LEU:HD23	4:B:337:GLN:OE1	2.20	0.42
4:B:474:ILE:HD13	4:B:507:TYR:HB2	2.00	0.42
4:B:690:ASN:ND2	4:B:693:LEU:HG	2.35	0.42
4:B:947:ARG:HG2	4:B:947:ARG:NH1	2.35	0.42
4:B:1046:ILE:HB	4:B:1200:ILE:CG1	2.49	0.42
5:A:19:GLU:HG3	5:A:276:VAL:CG2	2.46	0.42
5:A:270:ALA:O	5:A:271:ARG:NH1	2.52	0.42
5:A:430:TRP:HD1	5:A:476:ARG:NH1	2.17	0.42
5:A:438:TYR:O	5:A:438:TYR:CG	2.72	0.42
5:A:515:PHE:HB2	5:A:576:SER:CA	2.20	0.42
5:A:640:LEU:HA	5:A:652:PHE:O	2.18	0.42
5:A:947:LYS:HD2	5:A:960:TYR:CE1	2.54	0.42
5:A:1032:GLY:HA3	5:A:1041:SER:N	2.32	0.42
5:A:1075:GLN:CG	5:A:1092:VAL:HB	2.49	0.42
1:K:391:SER:OG	2:H:279:ASN:N	2.53	0.42
2:H:197:LEU:HB3	2:H:201:ALA:HB1	2.02	0.42
2:H:247:ARG:CB	2:H:348:LYS:HD2	2.38	0.42
2:G:210:PHE:HZ	2:G:268:MET:HG2	1.85	0.42
2:G:326:ARG:NH1	2:G:326:ARG:HB2	2.35	0.42
1:F:149:GLY:HA2	1:F:154:GLN:OE1	2.20	0.42
1:F:442:ILE:O	1:F:442:ILE:HG23	2.20	0.42
1:F:471:THR:HG22	1:F:472:PHE:N	2.35	0.42
1:F:505:VAL:HG21	1:F:510:VAL:HG21	2.01	0.42
1:F:546:ILE:HG21	1:F:624:TRP:CH2	2.55	0.42
3:E:58:VAL:HG13	3:E:64:ARG:HB2	2.00	0.42
4:C:307:HIS:CB	4:C:310:TRP:HB3	2.50	0.42
4:C:637:PRO:HA	4:C:713:TRP:HH2	1.84	0.42
4:C:641:ASP:OD2	4:C:641:ASP:C	2.57	0.42
4:C:1188:HIS:HA	4:C:1220:ILE:CB	2.36	0.42
4:B:260:ALA:N	4:B:313:ASN:O	2.37	0.42
4:B:313:ASN:ND2	4:B:313:ASN:C	2.72	0.42
4:B:602:GLY:HA2	4:B:833:VAL:CG1	2.38	0.42
5:A:100:ILE:HG12	5:A:133:LEU:CD1	2.40	0.42
5:A:155:GLN:N	5:A:155:GLN:NE2	2.66	0.42
5:A:1042:LEU:HD12	5:A:1089:LEU:HB2	2.02	0.42
1:K:182:LEU:O	1:K:186:GLU:HG3	2.20	0.42
1:K:239:ALA:O	1:K:242:LYS:HB2	2.20	0.42
1:K:376:MET:HG2	1:K:378:PHE:CE2	2.55	0.42
1:K:435:SER:HA	1:K:442:ILE:CG2	2.50	0.42

Continued on next page...

Continued from previous page...

Atom-1	Atom-2	Interatomic distance (Å)	Clash overlap (Å)
2:I:87:PHE:HA	2:I:149:TRP:CZ3	2.55	0.42
2:H:19:PHE:CE2	2:H:291:LYS:HG2	2.54	0.42
2:H:183:PHE:CE2	2:H:363:ILE:HG12	2.54	0.42
2:H:247:ARG:HB3	2:H:348:LYS:CD	2.39	0.42
2:G:245:PRO:HB2	2:G:259:ARG:NH1	2.34	0.42
1:F:115:GLU:HA	1:F:118:LEU:HD12	2.02	0.42
1:F:407:LYS:HD3	1:F:463:GLU:OE1	2.20	0.42
3:E:178:LEU:HD13	4:B:481:TRP:CZ3	2.45	0.42
3:E:179:LEU:HD11	3:E:212:MET:HA	2.02	0.42
3:E:234:TYR:CE1	3:E:263:ILE:HG13	2.55	0.42
4:C:433:ARG:HA	4:C:450:VAL:HG12	2.01	0.42
4:C:548:PRO:HB3	4:C:900:TRP:CD2	2.55	0.42
4:C:646:VAL:HG21	4:C:684:TRP:CG	2.55	0.42
4:C:713:TRP:CE3	4:C:713:TRP:HA	2.54	0.42
4:B:578:LEU:HD23	4:B:581:LEU:CD1	2.49	0.42
4:B:836:VAL:CB	4:B:839:ASP:HB3	2.41	0.42
5:A:7:VAL:CG1	5:A:9:LEU:HD21	2.50	0.42
5:A:19:GLU:HG2	5:A:276:VAL:O	2.20	0.42
5:A:711:ILE:HG21	5:A:714:PRO:HB3	2.00	0.42
5:A:911:ILE:HG13	5:A:969:ILE:CG2	2.48	0.42
5:A:940:LEU:HB2	5:A:951:PHE:HD2	1.82	0.42
5:A:1055:CYS:O	5:A:1062:ALA:N	2.53	0.42
1:K:610:ILE:CA	1:K:618:LEU:HD22	2.49	0.42
2:I:201:ALA:HB1	2:I:221:MET:HE1	2.02	0.42
2:I:271:VAL:HG21	2:I:343:PHE:HZ	1.83	0.42
2:H:195:VAL:HB	2:H:356:VAL:HG23	2.02	0.42
2:G:146:HIS:H	2:G:146:HIS:CD2	2.36	0.42
2:G:159:LEU:HD23	2:G:160:ASP:N	2.35	0.42
2:G:343:PHE:CD1	2:G:343:PHE:N	2.88	0.42
1:F:427:TYR:HB3	1:F:473:ILE:CD1	2.23	0.42
3:E:155:LEU:HD21	3:E:316:ILE:HD12	2.02	0.42
3:E:176:ASN:O	4:B:497:TYR:CZ	2.70	0.42
3:E:197:ALA:O	3:E:200:ASN:HB2	2.20	0.42
3:E:201:ARG:CZ	4:B:725:ASN:HA	2.41	0.42
4:C:433:ARG:CB	4:C:450:VAL:HG12	2.49	0.42
4:C:520:ILE:CD1	4:C:987:LEU:HD21	2.46	0.42
4:C:713:TRP:CE2	4:C:714:PRO:HD2	2.50	0.42
4:C:821:VAL:O	4:C:824:PRO:HG2	2.19	0.42
4:B:528:ASN:CG	4:B:531:VAL:HG23	2.39	0.42
4:B:1031:PHE:HA	4:B:1038:PHE:CE1	2.54	0.42
4:B:1212:THR:OG1	4:B:1225:LYS:N	2.41	0.42

Continued on next page...

Continued from previous page...

Atom-1	Atom-2	Interatomic distance (Å)	Clash overlap (Å)
5:A:17:THR:HG23	5:A:360:VAL:CG2	2.50	0.42
5:A:133:LEU:N	5:A:134:PRO:CD	2.82	0.42
5:A:375:LEU:CD2	5:A:377:LEU:HD21	2.50	0.42
5:A:393:PRO:HB2	5:A:740:SER:CB	2.50	0.42
5:A:824:VAL:O	5:A:885:ILE:HB	2.19	0.42
5:A:830:THR:HG21	5:A:848:CYS:SG	2.60	0.42
5:A:1040:CYS:O	5:A:1090:ASP:HA	2.20	0.42
1:K:121:ASN:HB3	1:K:188:TRP:NE1	2.34	0.42
1:K:203:VAL:HA	1:K:204:PRO:HD3	1.94	0.42
1:K:425:VAL:HG21	1:K:450:TYR:CD2	2.55	0.42
1:K:505:VAL:HG12	2:G:313:TYR:CG	2.50	0.42
2:H:185:MET:HG2	2:H:223:TYR:HE1	1.85	0.42
2:G:95:TRP:CZ2	2:G:268:MET:HG3	2.55	0.42
1:F:239:ALA:O	1:F:242:LYS:HB2	2.20	0.42
1:F:301:ILE:HD13	1:F:546:ILE:CG1	2.33	0.42
1:F:321:TYR:OH	1:F:532:PRO:HD3	2.20	0.42
1:F:620:ASP:HB3	1:F:623:ASN:CG	2.40	0.42
3:E:48:LEU:HG	3:E:283:VAL:HG11	2.00	0.42
3:E:106:VAL:HG22	4:B:944:PRO:HG3	0.48	0.42
3:E:162:SER:N	3:E:272:VAL:O	2.52	0.42
3:E:181:ASN:N	3:E:181:ASN:HD22	2.16	0.42
3:E:240:GLN:H	3:E:252:ILE:N	2.18	0.42
4:C:327:PRO:HB2	4:C:1148:LEU:HB2	2.02	0.42
4:C:373:ASN:CB	4:C:1259:ARG:HG2	2.50	0.42
4:C:492:THR:O	4:C:1272:MET:N	2.46	0.42
4:C:681:PRO:HA	4:C:684:TRP:NE1	2.34	0.42
4:C:1123:ASN:O	4:C:1127:ASP:N	2.53	0.42
4:B:358:VAL:O	4:B:361:MET:HB3	2.19	0.42
4:B:592:ARG:HH11	4:B:592:ARG:HG3	1.85	0.42
4:B:851:ARG:HH11	4:B:851:ARG:CG	2.31	0.42
5:A:372:LYS:HB3	5:A:374:GLN:OE1	2.20	0.42
5:A:375:LEU:HD21	5:A:377:LEU:HD21	2.02	0.42
5:A:1033:ASN:HB3	5:A:1038:GLN:HB3	2.02	0.42
5:A:1078:ALA:HA	5:A:1088:THR:O	2.20	0.42
5:A:1195:LEU:HD12	5:A:1196:TYR:N	2.35	0.42
5:A:1249:ILE:CG2	5:A:1289:LEU:HD12	2.50	0.42
1:K:179:GLN:CA	1:K:179:GLN:OE1	2.67	0.41
1:K:305:VAL:HB	1:K:306:PRO:HD2	2.02	0.41
1:K:517:GLU:HG2	2:G:313:TYR:OH	2.13	0.41
1:K:543:ALA:O	1:K:547:ALA:N	2.45	0.41
2:H:154:GLN:O	2:H:156:VAL:HG23	2.20	0.41

Continued on next page...

Continued from previous page...

Atom-1	Atom-2	Interatomic distance (Å)	Clash overlap (Å)
2:H:271:VAL:HG13	2:H:343:PHE:HZ	1.84	0.41
2:G:7:ASN:HD22	2:G:7:ASN:N	2.16	0.41
2:G:45:CYS:N	2:G:48:ALA:O	2.49	0.41
2:G:184:MET:CA	2:G:261:THR:HA	2.37	0.41
2:G:326:ARG:HB2	2:G:326:ARG:HH11	1.85	0.41
2:G:331:ALA:HB3	2:G:332:PRO:HD3	2.02	0.41
3:E:138:ARG:N	3:E:138:ARG:HD3	2.35	0.41
4:C:306:VAL:O	4:C:324:MET:N	2.34	0.41
4:C:982:MET:O	4:C:982:MET:HG3	2.20	0.41
4:C:1082:ARG:HG3	4:B:413:THR:HB	2.00	0.41
4:B:391:LEU:N	4:B:391:LEU:CD1	2.83	0.41
4:B:518:GLN:HE22	4:B:828:PHE:HE1	1.67	0.41
4:B:548:PRO:HB3	4:B:900:TRP:CE2	2.55	0.41
4:B:595:LEU:O	4:B:598:TRP:HB2	2.20	0.41
4:B:615:LYS:C	4:B:615:LYS:HD3	2.40	0.41
5:A:50:ARG:H	5:A:183:ASP:HB3	1.85	0.41
5:A:374:GLN:CD	5:A:374:GLN:N	2.73	0.41
5:A:628:GLU:HA	5:A:632:LEU:CD1	2.50	0.41
5:A:693:SER:HB3	5:A:696:TYR:HB3	2.02	0.41
5:A:984:LEU:HD22	5:A:1013:TYR:CE1	2.54	0.41
5:A:1148:ASN:HB3	5:A:1151:TYR:HD1	1.85	0.41
5:A:1247:ILE:HG21	5:A:1261:TRP:NE1	2.34	0.41
1:K:101:VAL:CG1	1:F:265:VAL:CG2	2.93	0.41
1:K:182:LEU:CD1	1:F:279:LEU:HD21	2.51	0.41
1:K:375:PRO:CA	1:K:454:PRO:HD3	2.50	0.41
1:K:453:GLU:N	1:K:453:GLU:CD	2.74	0.41
2:H:52:MET:CE	2:H:52:MET:HA	2.51	0.41
2:H:180:VAL:HB	2:H:364:LEU:O	2.21	0.41
2:H:197:LEU:HD13	2:H:201:ALA:O	2.20	0.41
2:H:312:ARG:HD2	2:H:316:GLY:O	2.20	0.41
2:H:331:ALA:N	2:H:332:PRO:CD	2.82	0.41
2:G:196:ARG:HH21	2:G:355:PRO:HD3	1.85	0.41
1:F:409:PRO:HD2	1:F:412:LEU:HD12	2.02	0.41
1:F:620:ASP:HB3	1:F:623:ASN:HB2	2.02	0.41
3:E:138:ARG:CZ	5:A:212:TRP:O	2.66	0.41
4:C:267:LYS:HB3	4:C:310:TRP:CZ2	2.55	0.41
4:C:433:ARG:HD3	4:C:448:VAL:HG21	2.02	0.41
4:C:523:MET:HB3	4:C:986:PRO:HB2	2.02	0.41
4:C:543:LEU:HD13	4:C:595:LEU:HD12	2.01	0.41
4:C:577:ILE:HD13	4:C:627:TRP:CB	2.30	0.41
4:C:815:ALA:N	4:C:816:PRO:CD	2.83	0.41

Continued on next page...

Continued from previous page...

Atom-1	Atom-2	Interatomic distance (Å)	Clash overlap (Å)
4:C:1005:ASN:OD1	4:C:1006:GLY:N	2.52	0.41
4:C:1147:MET:O	4:C:1180:PHE:N	2.47	0.41
4:B:306:VAL:HG23	4:B:324:MET:HE1	2.01	0.41
4:B:333:HIS:O	4:B:337:GLN:N	2.53	0.41
4:B:601:ASN:N	4:B:601:ASN:ND2	2.66	0.41
4:B:1092:PRO:C	4:B:1093:MET:HG2	2.41	0.41
5:A:155:GLN:H	5:A:155:GLN:NE2	2.16	0.41
5:A:418:THR:HA	5:A:709:ILE:HG22	2.02	0.41
5:A:564:ARG:CD	5:A:565:PRO:HD2	2.45	0.41
5:A:628:GLU:HG3	5:A:632:LEU:HD11	2.02	0.41
5:A:721:GLN:HE22	5:A:724:ARG:HD3	1.86	0.41
5:A:1079:GLN:NE2	5:A:1079:GLN:H	2.18	0.41
5:A:1130:TRP:CD1	5:A:1216:LEU:HD22	2.55	0.41
1:K:241:ALA:HB2	1:K:249:TRP:HD1	1.85	0.41
1:K:329:ASP:OD1	1:K:330:GLU:N	2.53	0.41
1:K:459:LYS:HE2	1:K:461:ASP:O	2.21	0.41
1:K:459:LYS:HE3	1:K:464:MET:O	2.19	0.41
2:I:26:TYR:HB2	2:I:32:TRP:CE2	2.55	0.41
2:I:221:MET:HE2	2:I:358:ILE:N	2.35	0.41
2:I:234:LYS:HG2	2:I:238:TYR:CE2	2.56	0.41
2:H:295:VAL:O	2:H:299:VAL:HG23	2.19	0.41
2:G:337:PRO:HB2	2:G:340:LEU:HD13	2.01	0.41
1:F:324:ARG:NE	1:F:490:ASP:HB2	2.35	0.41
1:F:400:GLY:N	1:F:473:ILE:HG23	2.35	0.41
3:E:7:LEU:HD12	3:E:7:LEU:N	2.35	0.41
3:E:55:SER:HB3	3:E:58:VAL:H	1.85	0.41
3:E:178:LEU:C	4:B:497:TYR:OH	2.58	0.41
3:E:214:GLN:HG2	3:E:295:LEU:HD21	2.02	0.41
3:E:307:ASN:HA	3:E:314:ARG:HH21	1.85	0.41
4:C:528:ASN:ND2	4:C:530:THR:HB	2.34	0.41
4:C:740:LEU:HB3	4:C:835:TYR:HE1	1.80	0.41
4:C:935:VAL:HG21	4:C:993:ARG:CA	2.50	0.41
4:C:1082:ARG:HA	4:B:414:PRO:CA	2.50	0.41
4:C:1138:ARG:CZ	4:C:1202:THR:HG21	2.50	0.41
4:B:243:LYS:HG2	4:B:982:MET:SD	2.60	0.41
4:B:327:PRO:O	4:B:1147:MET:HA	2.21	0.41
4:B:852:GLN:HE21	4:B:867:THR:HG22	1.84	0.41
4:B:1078:GLY:N	4:B:1097:GLU:HB2	2.33	0.41
4:B:1151:TYR:O	4:B:1183:PRO:HA	2.21	0.41
5:A:13:LEU:HD13	5:A:312:TYR:CD1	2.55	0.41
5:A:734:VAL:HG21	5:A:739:LYS:HZ2	1.85	0.41

Continued on next page...

Continued from previous page...

Atom-1	Atom-2	Interatomic distance (Å)	Clash overlap (Å)
5:A:896:ALA:O	5:A:900:SER:N	2.54	0.41
5:A:1036:VAL:HG21	5:A:1122:PRO:HD3	2.01	0.41
5:A:1104:LEU:CD2	5:A:1111:PRO:HA	2.50	0.41
1:K:98:GLU:OE2	1:K:169:THR:HB	2.20	0.41
1:K:126:ASP:C	1:K:129:ARG:H	2.24	0.41
1:K:317:LYS:HA	1:K:318:PRO:HD3	1.96	0.41
1:F:124:PHE:HB3	1:F:185:LEU:CD2	2.49	0.41
3:E:107:ALA:O	3:E:112:LEU:HG	2.20	0.41
3:E:306:ASN:HB3	3:E:314:ARG:HD3	2.02	0.41
4:C:267:LYS:HZ3	4:C:310:TRP:HB2	1.85	0.41
4:C:843:VAL:O	4:C:1004:TYR:N	2.49	0.41
4:C:892:PRO:HD2	4:C:895:LEU:CD2	2.50	0.41
4:C:1049:ARG:HB2	4:C:1198:TYR:CE2	2.55	0.41
4:C:1049:ARG:CG	4:C:1196:VAL:HG13	2.42	0.41
4:C:1075:HIS:HB2	4:C:1108:TRP:CG	2.53	0.41
4:B:472:MET:HE3	4:B:472:MET:HB3	1.88	0.41
4:B:473:ASN:HA	4:B:506:PRO:HA	2.02	0.41
4:B:638:LEU:CD1	4:B:886:LEU:HD11	2.48	0.41
4:B:689:MET:HG2	4:B:689:MET:H	1.58	0.41
4:B:690:ASN:O	4:B:693:LEU:HB2	2.20	0.41
4:B:1112:LEU:HB2	4:B:1139:ILE:CG2	2.48	0.41
5:A:165:GLU:HB2	5:A:199:PHE:CG	2.55	0.41
5:A:743:ILE:CD1	5:A:787:ILE:HG13	2.50	0.41
5:A:979:ILE:HG12	5:A:1021:ILE:CG2	2.47	0.41
5:A:1124:VAL:HG12	5:A:1209:TYR:HB3	2.00	0.41
1:K:197:THR:CG2	1:F:563:PRO:CA	2.82	0.41
1:K:405:GLN:CB	1:K:421:GLN:HB2	2.38	0.41
1:K:406:SER:O	1:K:465:ASN:N	2.49	0.41
1:K:489:TRP:CE3	1:K:489:TRP:HA	2.55	0.41
2:I:87:PHE:HD1	2:I:149:TRP:CD1	2.39	0.41
2:I:87:PHE:HD1	2:I:149:TRP:CG	2.39	0.41
2:I:120:ARG:O	2:I:123:THR:HB	2.21	0.41
2:I:313:TYR:CE2	1:F:505:VAL:CG1	2.99	0.41
2:H:49:VAL:O	2:H:57:VAL:HA	2.21	0.41
2:G:82:TYR:O	2:G:82:TYR:CD1	2.73	0.41
2:G:252:PHE:O	2:G:275:MET:HB3	2.20	0.41
2:G:299:VAL:HG13	2:G:320:MET:HG2	2.01	0.41
2:G:337:PRO:HD2	2:G:340:LEU:HD22	2.01	0.41
1:F:296:ALA:HB1	1:F:546:ILE:HG12	2.01	0.41
1:F:298:PRO:HA	1:F:301:ILE:CD1	2.50	0.41
3:E:90:ARG:HB2	3:E:93:ARG:HA	2.02	0.41

Continued on next page...

Continued from previous page...

Atom-1	Atom-2	Interatomic distance (Å)	Clash overlap (Å)
3:E:168:GLU:HA	3:E:171:TRP:HD1	1.85	0.41
4:C:254:ARG:HD3	4:C:316:PHE:CE1	2.56	0.41
4:C:373:ASN:HB3	4:C:1259:ARG:HG2	2.02	0.41
4:C:515:GLN:NE2	4:C:732:LEU:HD21	2.36	0.41
4:C:643:CYS:HB3	4:C:684:TRP:HE1	1.84	0.41
4:C:1001:TYR:CD1	4:C:1001:TYR:C	2.92	0.41
4:C:1175:ILE:HG13	4:C:1176:PRO:CD	2.43	0.41
4:B:599:LEU:H	4:B:599:LEU:HG	1.63	0.41
4:B:601:ASN:HD21	4:B:832:GLN:HG2	1.84	0.41
4:B:767:ARG:HD3	4:B:767:ARG:HA	1.62	0.41
5:A:106:TYR:CD1	5:A:106:TYR:N	2.87	0.41
5:A:222:VAL:HG12	5:A:223:HIS:N	2.35	0.41
5:A:1080:PHE:CD2	5:A:1080:PHE:O	2.74	0.41
5:A:1240:VAL:N	5:A:1248:CYS:O	2.40	0.41
1:K:143:TYR:CD1	1:K:143:TYR:N	2.88	0.41
1:K:197:THR:CB	1:F:563:PRO:CA	2.99	0.41
1:K:219:LEU:O	1:K:223:LEU:N	2.54	0.41
1:K:239:ALA:O	1:K:243:ARG:HG2	2.21	0.41
1:K:485:GLN:OE1	1:F:436:SER:HB2	2.20	0.41
2:I:225:TYR:HB3	2:I:228:LEU:HD23	2.02	0.41
2:H:185:MET:HG2	2:H:223:TYR:CE1	2.56	0.41
2:H:239:ARG:O	2:H:243:VAL:N	2.54	0.41
2:H:260:ALA:HB2	2:H:343:PHE:CZ	2.55	0.41
2:G:292:LEU:HD13	2:G:327:THR:CG2	2.50	0.41
1:F:566:VAL:HG22	1:F:567:PRO:HD3	2.02	0.41
3:E:52:LEU:CD1	3:E:283:VAL:HG23	2.51	0.41
3:E:63:SER:HB3	3:E:393:ARG:O	2.21	0.41
3:E:222:LEU:CA	3:E:227:VAL:HB	2.50	0.41
4:C:825:MET:HE2	4:C:825:MET:N	2.36	0.41
4:C:860:PRO:CD	4:B:439:MET:HB2	2.50	0.41
4:C:1207:ARG:O	4:C:1207:ARG:HG2	2.20	0.41
4:B:674:ARG:O	4:B:677:ALA:HB3	2.21	0.41
4:B:942:GLN:HE21	4:B:942:GLN:HB2	1.64	0.41
4:B:1245:ILE:HD12	4:B:1247:LEU:HB2	2.02	0.41
5:A:178:TYR:CE2	5:A:180:ASN:HA	2.55	0.41
5:A:314:LEU:N	5:A:314:LEU:HD23	2.34	0.41
5:A:384:LEU:N	5:A:384:LEU:HD23	2.35	0.41
5:A:460:TYR:CZ	5:A:649:VAL:HG22	2.56	0.41
5:A:574:VAL:HB	5:A:612:PHE:HB3	2.00	0.41
5:A:711:ILE:HD12	5:A:711:ILE:N	2.36	0.41
5:A:885:ILE:HG12	5:A:921:VAL:HB	2.02	0.41

Continued on next page...

Continued from previous page...

Atom-1	Atom-2	Interatomic distance (Å)	Clash overlap (Å)
5:A:979:ILE:HG23	5:A:1019:MET:HG2	2.03	0.41
5:A:981:TRP:NE1	5:A:1117:PHE:HA	2.34	0.41
5:A:1174:PHE:CE1	5:A:1182:VAL:HB	2.56	0.41
5:A:1189:ILE:HG13	5:A:1230:LEU:HA	2.02	0.41
1:K:111:PHE:CD2	1:K:174:TYR:HE2	2.38	0.41
1:K:346:GLN:HA	1:K:360:ASN:CB	2.50	0.41
2:I:256:HIS:CE1	2:I:276:LEU:HB3	2.56	0.41
2:H:13:ASP:HB3	2:H:46:GLY:HA2	2.03	0.41
1:F:413:TRP:CH2	1:F:419:ILE:HA	2.55	0.41
1:F:510:VAL:CG2	1:F:513:VAL:HG22	2.49	0.41
1:F:587:ASN:HB2	1:F:592:LEU:HD21	2.02	0.41
3:E:161:ILE:CG2	3:E:273:MET:HG2	2.51	0.41
3:E:196:GLN:OE1	4:B:508:ARG:HB3	2.20	0.41
4:C:261:GLY:CA	4:C:312:SER:HA	2.51	0.41
4:C:765:ARG:HG3	4:C:765:ARG:NH1	2.35	0.41
4:C:1067:PHE:HE2	4:C:1136:ARG:CB	2.34	0.41
4:B:352:LEU:HB3	4:B:955:LEU:CA	2.50	0.41
4:B:1188:HIS:C	4:B:1221:ALA:HB2	2.41	0.41
5:A:355:TYR:HB2	5:A:372:LYS:O	2.20	0.41
5:A:621:ARG:N	5:A:622:PRO:HD2	2.36	0.41
5:A:735:GLY:HA2	5:A:765:ARG:HD3	2.01	0.41
5:A:1260:ASP:OD2	5:A:1261:TRP:N	2.53	0.41
1:K:375:PRO:HB3	1:K:454:PRO:CD	2.37	0.41
1:K:460:THR:O	1:K:460:THR:HG22	2.21	0.41
2:H:204:THR:HA	2:H:218:TRP:CZ2	2.56	0.41
2:H:247:ARG:HD3	2:H:247:ARG:HA	1.85	0.41
2:H:249:PHE:CD2	2:H:259:ARG:HG2	2.56	0.41
2:G:180:VAL:O	2:G:363:ILE:HA	2.21	0.41
1:F:338:PRO:HB2	1:F:341:MET:CG	2.50	0.41
1:F:357:TRP:HB2	1:F:424:VAL:HG21	2.02	0.41
3:E:38:GLN:HB2	3:E:41:GLN:CB	2.47	0.41
4:C:334:LEU:HA	4:C:337:GLN:CG	2.48	0.41
4:C:935:VAL:HG21	4:C:992:PRO:C	2.40	0.41
4:C:1111:PRO:CG	4:C:1114:LEU:HG	2.41	0.41
4:B:309:ARG:HB3	4:B:312:SER:HB2	2.03	0.41
4:B:361:MET:HB3	4:B:361:MET:HE2	1.98	0.41
4:B:705:TRP:CE2	4:B:709:ILE:HD11	2.55	0.41
4:B:755:LEU:HA	4:B:809:MET:CE	2.51	0.41
4:B:876:ALA:O	4:B:877:LEU:HD23	2.21	0.41
4:B:905:ILE:HA	4:B:908:MET:HB3	2.03	0.41
4:B:1230:GLU:HA	4:B:1246:GLN:HE22	1.85	0.41

Continued on next page...

Continued from previous page...

Atom-1	Atom-2	Interatomic distance (Å)	Clash overlap (Å)
5:A:200:TYR:CD1	5:A:232:HIS:HB3	2.55	0.41
5:A:485:LYS:O	5:A:489:VAL:HG13	2.20	0.41
5:A:693:SER:HB2	5:A:696:TYR:HB3	2.03	0.41
5:A:837:LEU:HD11	5:A:865:THR:HG21	2.02	0.41
1:K:120:PHE:O	1:K:243:ARG:NH2	2.54	0.41
1:K:145:ASP:N	1:K:162:GLN:H	2.18	0.41
1:K:250:MET:HB2	1:K:257:VAL:HG22	2.03	0.41
1:K:312:PHE:HE2	1:K:535:ALA:CB	2.30	0.41
1:K:347:ILE:N	1:K:359:PHE:O	2.33	0.41
1:K:405:GLN:H	1:K:421:GLN:C	2.24	0.41
1:K:485:GLN:OE1	1:F:436:SER:O	2.36	0.41
1:K:650:LYS:NZ	1:F:300:ILE:N	2.64	0.41
2:I:53:HIS:CB	1:F:581:TYR:OH	2.68	0.41
2:I:63:ARG:N	2:I:63:ARG:HD2	2.36	0.41
2:I:72:ARG:HB2	1:F:580:GLY:CA	2.46	0.41
2:I:243:VAL:HG22	2:I:349:PHE:CZ	2.56	0.41
2:I:331:ALA:HB3	2:I:332:PRO:HD3	2.02	0.41
2:H:340:LEU:H	2:H:340:LEU:HD13	1.86	0.41
2:G:186:ARG:N	2:G:186:ARG:CD	2.84	0.41
2:G:263:PRO:HG3	2:G:269:PRO:HG3	2.02	0.41
1:F:124:PHE:CG	1:F:188:TRP:CB	3.04	0.41
1:F:290:MET:HG2	1:F:635:LEU:HD13	2.03	0.41
1:F:357:TRP:CB	1:F:475:SER:HA	2.49	0.41
1:F:450:TYR:HE2	1:F:452:TYR:HB2	1.85	0.41
1:F:525:GLU:CD	1:F:525:GLU:N	2.74	0.41
1:F:541:ASP:O	1:F:545:LYS:HG3	2.21	0.41
1:F:653:SER:O	1:F:657:ILE:HG13	2.20	0.41
3:E:10:THR:HG21	3:E:77:GLN:NE2	2.36	0.41
3:E:83:ASN:HD22	3:E:85:ARG:HB2	1.85	0.41
3:E:120:GLN:HB3	3:E:123:ARG:HH11	1.86	0.41
3:E:179:LEU:HA	3:E:179:LEU:HD23	1.88	0.41
3:E:217:LEU:HD21	3:E:291:LEU:HD13	2.03	0.41
4:C:466:MET:HA	4:C:469:LEU:HD12	2.03	0.41
4:C:504:LEU:HB3	4:C:1264:THR:OG1	2.21	0.41
4:C:670:THR:H	4:C:673:ARG:HB2	1.86	0.41
4:C:951:TRP:CE2	4:C:1042:ARG:NH2	2.89	0.41
4:C:1020:ILE:O	4:C:1024:VAL:HG23	2.21	0.41
4:C:1031:PHE:O	4:C:1035:TYR:N	2.53	0.41
4:C:1160:TRP:HB2	4:C:1198:TYR:OH	2.21	0.41
4:B:373:ASN:HD21	4:B:462:ARG:HD2	1.86	0.41
4:B:381:ASP:O	4:B:388:GLY:HA2	2.21	0.41

Continued on next page...

Continued from previous page...

Atom-1	Atom-2	Interatomic distance (Å)	Clash overlap (Å)
4:B:436:ARG:HB2	4:B:448:VAL:HG12	2.03	0.41
4:B:502:ASN:N	4:B:502:ASN:HD22	2.19	0.41
4:B:503:ARG:HB3	4:B:1265:PRO:HD2	2.03	0.41
4:B:654:ASN:HA	4:B:657:VAL:HG23	2.02	0.41
4:B:704:GLN:O	4:B:708:ILE:HG13	2.21	0.41
4:B:959:ALA:HB2	4:B:993:ARG:NH2	2.36	0.41
4:B:1032:ASN:HD21	4:B:1042:ARG:HH12	1.67	0.41
5:A:13:LEU:HD11	5:A:379:MET:CE	2.51	0.41
5:A:46:LEU:CD1	5:A:58:GLN:HB2	2.34	0.41
5:A:138:ILE:O	5:A:138:ILE:HG22	2.20	0.41
5:A:221:LEU:HD13	5:A:256:LEU:CG	2.51	0.41
5:A:434:ALA:HB1	5:A:645:VAL:HA	2.02	0.41
5:A:456:LEU:HD11	5:A:649:VAL:HG11	2.01	0.41
5:A:642:LYS:HD3	5:A:650:GLU:O	2.21	0.41
5:A:913:VAL:O	5:A:916:LYS:HB2	2.20	0.41
5:A:1044:ILE:CB	5:A:1087:TRP:HB2	2.37	0.41
5:A:1052:VAL:HG11	5:A:1066:GLU:HB2	2.03	0.41
1:K:298:PRO:HD2	1:K:632:LYS:HE3	2.03	0.41
2:I:313:TYR:CG	1:F:505:VAL:CG1	2.99	0.41
2:I:326:ARG:CB	2:I:326:ARG:CZ	2.99	0.41
2:G:30:GLU:HB3	2:G:33:ASP:HB3	2.03	0.41
1:F:99:PRO:O	1:F:167:THR:HG22	2.21	0.41
1:F:250:MET:CB	1:F:257:VAL:HG22	2.51	0.41
3:E:36:PRO:HG2	3:E:72:LEU:HD21	2.03	0.41
3:E:273:MET:O	3:E:273:MET:HG3	2.21	0.41
4:C:466:MET:HE2	4:C:466:MET:O	2.20	0.41
4:C:490:TYR:HE2	4:C:898:ASN:HA	1.82	0.41
4:C:1085:PHE:CE2	4:B:285:PHE:CA	2.88	0.41
4:C:1113:ALA:O	4:C:1117:MET:HG3	2.21	0.41
4:C:1167:LEU:O	4:C:1170:ILE:HB	2.20	0.41
4:B:516:ILE:HG12	4:B:1013:PRO:HB3	2.03	0.41
4:B:597:GLY:O	4:B:601:ASN:N	2.54	0.41
4:B:669:TYR:HB3	4:B:678:PHE:CE2	2.57	0.41
4:B:1051:GLN:HA	4:B:1195:ALA:O	2.21	0.41
5:A:359:SER:OG	5:A:361:VAL:HG23	2.20	0.41
5:A:481:ARG:O	5:A:484:VAL:HG22	2.21	0.41
5:A:635:ILE:HG22	5:A:658:VAL:HA	2.03	0.41
5:A:815:VAL:O	5:A:819:VAL:N	2.54	0.41
1:K:410:PHE:HB3	1:K:467:TYR:CE2	2.56	0.40
1:K:545:LYS:HG3	1:K:545:LYS:H	1.75	0.40
1:K:633:THR:O	1:K:637:THR:N	2.39	0.40

Continued on next page...

Continued from previous page...

Atom-1	Atom-2	Interatomic distance (Å)	Clash overlap (Å)
2:G:26:TYR:HA	2:G:31:GLY:O	2.21	0.40
2:G:197:LEU:HB3	2:G:201:ALA:C	2.42	0.40
1:F:282:LYS:HB3	1:F:641:SER:O	2.20	0.40
3:E:2:ALA:HB2	3:E:205:HIS:CB	2.49	0.40
3:E:231:GLN:HA	3:E:259:HIS:CD2	2.57	0.40
4:C:248:LEU:HD23	4:C:248:LEU:C	2.41	0.40
4:C:302:SER:O	4:C:1209:LEU:HD12	2.20	0.40
4:C:828:PHE:CD1	4:C:829:PRO:HD2	2.56	0.40
4:C:1147:MET:HE2	4:C:1179:PRO:HA	2.01	0.40
4:B:849:VAL:H	4:B:869:THR:N	2.02	0.40
4:B:1012:ILE:HA	4:B:1013:PRO:HD3	1.90	0.40
4:B:1075:HIS:HB2	4:B:1108:TRP:CD1	2.55	0.40
5:A:171:LYS:HD3	5:A:172:TYR:CE1	2.56	0.40
5:A:240:GLN:OE1	5:A:248:ILE:HG22	2.19	0.40
5:A:430:TRP:HA	5:A:1000:THR:HG23	2.02	0.40
5:A:485:LYS:HG2	5:A:643:PRO:HB2	2.03	0.40
5:A:870:LEU:HD12	5:A:870:LEU:O	2.20	0.40
5:A:948:ARG:HA	5:A:959:PRO:C	2.41	0.40
5:A:1035:ILE:HD12	5:A:1038:GLN:HG3	2.02	0.40
5:A:1240:VAL:O	5:A:1247:ILE:N	2.54	0.40
1:K:296:ALA:CB	1:K:546:ILE:HD11	2.50	0.40
1:K:362:ARG:NH2	1:K:483:MET:O	2.54	0.40
1:K:565:SER:HA	1:K:568:ILE:HD12	2.02	0.40
2:I:195:VAL:HG21	2:I:356:VAL:HB	2.02	0.40
2:H:71:HIS:NE2	2:H:73:CYS:HB2	2.36	0.40
1:F:153:ARG:NH1	1:F:153:ARG:CB	2.84	0.40
1:F:461:ASP:O	1:F:464:MET:HB2	2.22	0.40
3:E:29:LEU:HD11	3:E:67:GLN:HB3	2.03	0.40
3:E:90:ARG:CB	3:E:107:ALA:HB2	2.51	0.40
3:E:130:TYR:CE2	3:E:132:PHE:CD1	3.10	0.40
3:E:192:TYR:OH	4:B:471:ARG:HD3	2.20	0.40
4:C:436:ARG:HA	4:C:448:VAL:HG23	2.04	0.40
4:C:704:GLN:HE21	4:C:704:GLN:HB2	1.63	0.40
4:C:829:PRO:HA	4:C:830:PRO:HD3	1.95	0.40
4:C:862:LEU:N	4:B:443:ALA:HB2	2.35	0.40
4:C:1062:PRO:HB2	4:C:1065:LEU:HG	2.02	0.40
4:C:1082:ARG:HD3	4:B:413:THR:HB	2.04	0.40
4:C:1085:PHE:HD2	4:B:285:PHE:HB2	1.83	0.40
4:C:1230:GLU:CB	4:C:1250:VAL:HG21	2.51	0.40
4:C:1241:PRO:CG	4:C:1244:GLN:HB2	2.34	0.40
4:B:254:ARG:HG3	4:B:254:ARG:O	2.21	0.40

Continued on next page...

Continued from previous page...

Atom-1	Atom-2	Interatomic distance (Å)	Clash overlap (Å)
4:B:265:SER:CA	4:B:308:THR:HA	2.50	0.40
4:B:293:GLN:HE21	4:B:293:GLN:HB3	1.52	0.40
4:B:846:MET:HE1	4:B:1002:GLN:HB2	2.03	0.40
4:B:991:ASP:OD2	4:B:991:ASP:C	2.59	0.40
5:A:62:PRO:O	5:A:63:LEU:HB2	2.22	0.40
5:A:459:THR:HA	5:A:462:ASP:CG	2.42	0.40
5:A:478:ILE:HG12	5:A:479:GLY:N	2.37	0.40
5:A:497:ILE:HG12	5:A:504:GLU:HA	2.02	0.40
5:A:694:PHE:C	5:A:694:PHE:HD2	2.25	0.40
5:A:706:ILE:HG23	5:A:756:SER:O	2.21	0.40
5:A:770:ARG:HB3	5:A:771:TYR:CD1	2.56	0.40
5:A:828:LEU:N	5:A:887:THR:O	2.55	0.40
5:A:927:ASN:O	5:A:960:TYR:HB2	2.22	0.40
5:A:947:LYS:O	5:A:960:TYR:N	2.43	0.40
5:A:979:ILE:HG12	5:A:1021:ILE:CG1	2.45	0.40
5:A:1063:PHE:HD2	5:A:1073:ILE:CD1	2.34	0.40
5:A:1096:ALA:HA	5:A:1119:VAL:HB	2.02	0.40
1:K:227:SER:O	1:K:231:ARG:NH2	2.54	0.40
1:K:435:SER:HB3	1:K:442:ILE:CB	2.42	0.40
2:I:154:GLN:O	2:I:156:VAL:HG23	2.21	0.40
2:I:192:PHE:CD2	2:I:206:PHE:CG	3.09	0.40
2:I:234:LYS:HA	2:I:238:TYR:CG	2.56	0.40
2:H:19:PHE:CD2	2:H:291:LYS:HE2	2.55	0.40
2:H:41:ASP:HA	2:H:53:HIS:CD2	2.57	0.40
2:H:231:ASP:HA	2:H:232:PRO:HD3	1.88	0.40
2:H:337:PRO:HB2	2:H:340:LEU:HD13	2.03	0.40
2:G:258:SER:N	2:G:343:PHE:HA	2.37	0.40
1:F:607:PRO:O	1:F:610:ILE:HG23	2.21	0.40
3:E:48:LEU:HD22	3:E:248:ALA:HA	2.02	0.40
3:E:52:LEU:HD21	3:E:281:MET:O	2.21	0.40
3:E:93:ARG:HB3	3:E:112:LEU:CD2	2.52	0.40
3:E:167:ASP:HB3	3:E:170:MET:CE	2.50	0.40
3:E:335:MET:HA	3:E:338:GLU:HG2	2.03	0.40
3:E:354:GLN:O	3:E:358:GLU:HG3	2.20	0.40
3:E:383:ASN:HD21	3:E:391:MET:H	1.69	0.40
4:C:906:TYR:HB3	4:C:907:PRO:CD	2.51	0.40
4:C:1104:PHE:HD2	4:C:1126:PHE:CD2	2.36	0.40
4:C:1154:ARG:HA	4:C:1193:ALA:N	2.36	0.40
4:C:1189:ASP:HA	4:C:1221:ALA:CB	2.51	0.40
4:C:1211:CYS:SG	4:C:1212:THR:N	2.94	0.40
4:B:503:ARG:HB3	4:B:1265:PRO:CG	2.51	0.40

Continued on next page...

Continued from previous page...

Atom-1	Atom-2	Interatomic distance (Å)	Clash overlap (Å)
4:B:521:ARG:HE	4:B:521:ARG:HB2	1.74	0.40
4:B:1160:TRP:HB2	4:B:1198:TYR:CE1	2.57	0.40
5:A:114:PHE:CE1	5:A:229:ASN:HB3	2.56	0.40
5:A:227:PRO:HG2	5:A:227:PRO:O	2.22	0.40
5:A:271:ARG:HA	5:A:271:ARG:HD3	1.95	0.40
5:A:379:MET:HE3	5:A:379:MET:HB2	1.90	0.40
5:A:446:ARG:O	5:A:668:SER:N	2.45	0.40
5:A:1055:CYS:O	5:A:1061:LEU:HD12	2.21	0.40
5:A:1143:VAL:H	5:A:1182:VAL:HG13	1.86	0.40
1:K:57:VAL:CG2	1:K:63:LEU:HD23	2.35	0.40
2:I:195:VAL:HG11	2:I:356:VAL:HG21	2.02	0.40
2:H:74:ASN:OD1	2:H:75:GLN:N	2.54	0.40
2:H:224:ASP:HA	2:H:357:MET:HE2	2.03	0.40
2:G:93:ALA:HB1	2:G:97:ARG:NH1	2.36	0.40
1:F:43:PRO:HG2	1:F:103:VAL:O	2.20	0.40
1:F:374:ALA:HB1	1:F:499:SER:HB3	2.03	0.40
3:E:6:PHE:HB3	3:E:144:TYR:CE1	2.57	0.40
3:E:32:ALA:HB1	4:B:929:GLN:NE2	2.36	0.40
3:E:90:ARG:HH12	3:E:116:ALA:HB2	1.87	0.40
4:C:436:ARG:CB	4:C:448:VAL:HG23	2.52	0.40
4:C:473:ASN:ND2	4:C:505:MET:H	2.19	0.40
4:C:685:PRO:HD2	4:C:688:PHE:CG	2.57	0.40
4:C:935:VAL:HG21	4:C:993:ARG:HA	2.03	0.40
4:C:1209:LEU:O	4:C:1225:LYS:HE2	2.22	0.40
4:B:423:VAL:O	4:B:428:ARG:NH2	2.52	0.40
4:B:713:TRP:CD1	4:B:837:ARG:HG3	2.44	0.40
4:B:1035:TYR:HE1	4:B:1205:ASN:OD1	2.03	0.40
4:B:1057:SER:HB3	4:B:1060:ALA:CA	2.51	0.40
4:B:1074:VAL:HA	4:B:1107:ASN:C	2.41	0.40
5:A:456:LEU:CD1	5:A:649:VAL:HG21	2.51	0.40
1:K:358:HIS:CD2	1:K:477:ALA:HB2	2.54	0.40
2:I:25:ILE:CG2	2:I:40:PRO:HB3	2.49	0.40
2:I:239:ARG:HA	2:I:243:VAL:HB	2.04	0.40
2:H:253:GLY:HA2	2:H:275:MET:HE2	2.04	0.40
2:H:354:TYR:CD1	2:H:354:TYR:N	2.90	0.40
2:G:154:GLN:HG2	2:G:155:VAL:N	2.35	0.40
1:F:173:MET:O	1:F:173:MET:CE	2.69	0.40
1:F:398:LYS:HE2	1:F:429:GLN:HB2	2.03	0.40
3:E:36:PRO:CG	3:E:72:LEU:HD21	2.51	0.40
3:E:78:ILE:HA	3:E:117:LEU:HD22	2.02	0.40
3:E:108:PRO:CD	3:E:111:VAL:HB	2.47	0.40

Continued on next page...

Continued from previous page...

Atom-1	Atom-2	Interatomic distance (Å)	Clash overlap (Å)
3:E:226:GLY:HA2	3:E:339:PHE:HD1	1.86	0.40
3:E:238:TYR:HE2	3:E:256:SER:N	2.19	0.40
4:C:381:ASP:HB3	4:C:386:THR:O	2.21	0.40
4:C:393:SER:HA	4:C:403:TYR:OH	2.22	0.40
4:C:650:MET:O	4:C:654:ASN:ND2	2.54	0.40
4:C:666:ASN:ND2	4:C:668:ILE:H	2.20	0.40
4:C:1059:LEU:O	4:C:1204:TYR:HA	2.22	0.40
4:C:1083:ILE:HD13	4:C:1125:GLN:HG3	2.04	0.40
4:C:1230:GLU:HB3	4:C:1246:GLN:OE1	2.21	0.40
4:B:927:ALA:HB3	4:B:983:LEU:HD11	2.03	0.40
4:B:945:VAL:HG22	4:B:946:ASP:N	2.36	0.40
4:B:949:LEU:HD21	4:B:1028:ALA:O	2.21	0.40
4:B:1083:ILE:HG21	4:B:1104:PHE:HZ	1.86	0.40
5:A:138:ILE:O	5:A:138:ILE:CG2	2.68	0.40
5:A:172:TYR:CG	5:A:187:LEU:HD22	2.57	0.40
5:A:187:LEU:HD13	5:A:191:ASP:HB3	2.01	0.40
5:A:276:VAL:HG21	5:A:279:LEU:HD23	2.04	0.40
5:A:632:LEU:O	5:A:662:SER:OG	2.39	0.40
5:A:707:GLU:OE1	5:A:707:GLU:HA	2.22	0.40
5:A:809:MET:HE3	5:A:990:TRP:HZ3	1.87	0.40
5:A:888:CYS:CB	5:A:924:VAL:HG13	2.50	0.40
5:A:923:LEU:HD12	5:A:923:LEU:N	2.36	0.40
5:A:1097:GLY:O	5:A:1119:VAL:N	2.42	0.40

There are no symmetry-related clashes.

5.3 Torsion angles [i](#)

5.3.1 Protein backbone [i](#)

In the following table, the Percentiles column shows the percent Ramachandran outliers of the chain as a percentile score with respect to all PDB entries followed by that with respect to all EM entries.

The Analysed column shows the number of residues for which the backbone conformation was analysed, and the total number of residues.

Mol	Chain	Analysed	Favoured	Allowed	Outliers	Percentiles
1	F	604/633 (95%)	593 (98%)	11 (2%)	0	100 100
1	K	604/633 (95%)	598 (99%)	5 (1%)	1 (0%)	47 81

Continued on next page...

Continued from previous page...

Mol	Chain	Analysed	Favoured	Allowed	Outliers	Percentiles	
2	G	363/365 (100%)	359 (99%)	3 (1%)	1 (0%)	41	76
2	H	363/365 (100%)	357 (98%)	6 (2%)	0	100	100
2	I	363/365 (100%)	360 (99%)	3 (1%)	0	100	100
3	E	415/417 (100%)	407 (98%)	7 (2%)	1 (0%)	47	81
4	B	1027/1059 (97%)	1014 (99%)	12 (1%)	1 (0%)	51	85
4	C	1047/1059 (99%)	1026 (98%)	21 (2%)	0	100	100
5	A	1280/1288 (99%)	1244 (97%)	28 (2%)	8 (1%)	25	66
All	All	6066/6184 (98%)	5958 (98%)	96 (2%)	12 (0%)	50	81

All (12) Ramachandran outliers are listed below:

Mol	Chain	Res	Type
5	A	62	PRO
1	K	374	ALA
3	E	52	LEU
4	B	439	MET
5	A	1109	ALA
2	G	231	ASP
5	A	152	SER
5	A	398	PRO
5	A	857	PRO
5	A	1223	PRO
5	A	166	VAL
5	A	421	PRO

5.3.2 Protein sidechains [i](#)

In the following table, the Percentiles column shows the percent sidechain outliers of the chain as a percentile score with respect to all PDB entries followed by that with respect to all EM entries.

The Analysed column shows the number of residues for which the sidechain conformation was analysed, and the total number of residues.

Mol	Chain	Analysed	Rotameric	Outliers	Percentiles	
1	F	513/534 (96%)	493 (96%)	20 (4%)	32	56
1	K	513/534 (96%)	462 (90%)	51 (10%)	8	26
2	G	317/317 (100%)	288 (91%)	29 (9%)	9	30

Continued on next page...

Continued from previous page...

Mol	Chain	Analysed	Rotameric	Outliers	Percentiles	
2	H	317/317 (100%)	302 (95%)	15 (5%)	26	51
2	I	317/317 (100%)	302 (95%)	15 (5%)	26	51
3	E	352/352 (100%)	319 (91%)	33 (9%)	8	28
4	B	911/938 (97%)	838 (92%)	73 (8%)	12	35
4	C	930/938 (99%)	846 (91%)	84 (9%)	9	30
5	A	1118/1120 (100%)	986 (88%)	132 (12%)	5	20
All	All	5288/5367 (98%)	4836 (92%)	452 (8%)	14	33

All (452) residues with a non-rotameric sidechain are listed below:

Mol	Chain	Res	Type
1	K	43	PRO
1	K	48	TRP
1	K	71	ILE
1	K	100	LEU
1	K	104	THR
1	K	105	GLU
1	K	106	HIS
1	K	122	ARG
1	K	128	LEU
1	K	145	ASP
1	K	173	MET
1	K	179	GLN
1	K	188	TRP
1	K	203	VAL
1	K	207	GLU
1	K	212	MET
1	K	223	LEU
1	K	231	ARG
1	K	253	SER
1	K	281	GLU
1	K	282	LYS
1	K	284	LYS
1	K	299	GLU
1	K	304	LEU
1	K	324	ARG
1	K	334	LEU
1	K	337	ILE
1	K	347	ILE
1	K	358	HIS

Continued on next page...

Continued from previous page...

Mol	Chain	Res	Type
1	K	360	ASN
1	K	362	ARG
1	K	378	PHE
1	K	382	LEU
1	K	392	TRP
1	K	395	ASN
1	K	404	PHE
1	K	430	LEU
1	K	431	TYR
1	K	451	ASN
1	K	452	TYR
1	K	472	PHE
1	K	505	VAL
1	K	523	THR
1	K	537	ARG
1	K	576	GLN
1	K	584	ARG
1	K	598	ARG
1	K	618	LEU
1	K	624	TRP
1	K	658	GLN
1	K	664	PHE
2	I	1	MET
2	I	7	ASN
2	I	13	ASP
2	I	63	ARG
2	I	72	ARG
2	I	84	ASP
2	I	87	PHE
2	I	175	ASP
2	I	213	ARG
2	I	217	GLU
2	I	229	GLU
2	I	345	ASP
2	I	353	ASP
2	I	357	MET
2	I	362	MET
2	H	51	CYS
2	H	63	ARG
2	H	84	ASP
2	H	109	MET
2	H	159	LEU

Continued on next page...

Continued from previous page...

Mol	Chain	Res	Type
2	H	175	ASP
2	H	200	ASP
2	H	217	GLU
2	H	229	GLU
2	H	295	VAL
2	H	340	LEU
2	H	345	ASP
2	H	357	MET
2	H	362	MET
2	H	363	ILE
2	G	23	VAL
2	G	42	MET
2	G	45	CYS
2	G	58	VAL
2	G	63	ARG
2	G	66	LYS
2	G	67	HIS
2	G	75	GLN
2	G	84	ASP
2	G	128	LEU
2	G	132	ASN
2	G	139	ASN
2	G	141	MET
2	G	159	LEU
2	G	198	GLU
2	G	217	GLU
2	G	221	MET
2	G	227	GLU
2	G	228	LEU
2	G	236	ARG
2	G	238	TYR
2	G	273	SER
2	G	303	ASN
2	G	326	ARG
2	G	343	PHE
2	G	345	ASP
2	G	353	ASP
2	G	357	MET
2	G	362	MET
1	F	46	VAL
1	F	67	THR
1	F	98	GLU

Continued on next page...

Continued from previous page...

Mol	Chain	Res	Type
1	F	105	GLU
1	F	123	GLU
1	F	127	LYS
1	F	143	TYR
1	F	145	ASP
1	F	153	ARG
1	F	173	MET
1	F	262	VAL
1	F	284	LYS
1	F	324	ARG
1	F	358	HIS
1	F	360	ASN
1	F	455	GLU
1	F	458	ASN
1	F	506	LYS
1	F	658	GLN
1	F	664	PHE
3	E	7	LEU
3	E	17	GLN
3	E	22	ASN
3	E	31	ARG
3	E	41	GLN
3	E	43	LEU
3	E	44	ASP
3	E	46	ILE
3	E	50	ARG
3	E	101	LEU
3	E	126	ASP
3	E	138	ARG
3	E	154	ASN
3	E	176	ASN
3	E	182	TYR
3	E	183	PHE
3	E	185	HIS
3	E	201	ARG
3	E	204	GLU
3	E	215	ILE
3	E	234	TYR
3	E	241	CYS
3	E	271	PHE
3	E	304	ILE
3	E	325	ASN

Continued on next page...

Continued from previous page...

Mol	Chain	Res	Type
3	E	327	LEU
3	E	330	PHE
3	E	333	ARG
3	E	346	ASP
3	E	350	THR
3	E	363	GLN
3	E	386	ASN
3	E	391	MET
4	C	217	GLN
4	C	221	THR
4	C	229	ASN
4	C	251	ASP
4	C	252	THR
4	C	254	ARG
4	C	257	THR
4	C	263	CYS
4	C	266	PHE
4	C	301	VAL
4	C	302	SER
4	C	370	LEU
4	C	376	THR
4	C	378	PHE
4	C	394	LEU
4	C	407	TYR
4	C	410	ARG
4	C	411	MET
4	C	429	ASN
4	C	431	VAL
4	C	439	MET
4	C	455	ASP
4	C	475	ASN
4	C	477	THR
4	C	491	VAL
4	C	502	ASN
4	C	503	ARG
4	C	508	ARG
4	C	528	ASN
4	C	549	LEU
4	C	580	LYS
4	C	601	ASN
4	C	613	TYR
4	C	615	LYS

Continued on next page...

Continued from previous page...

Mol	Chain	Res	Type
4	C	620	VAL
4	C	624	GLU
4	C	662	ILE
4	C	665	ASP
4	C	680	THR
4	C	688	PHE
4	C	689	MET
4	C	751	THR
4	C	763	ASN
4	C	765	ARG
4	C	777	ASP
4	C	780	ARG
4	C	782	GLN
4	C	792	SER
4	C	814	LEU
4	C	859	GLN
4	C	868	ASN
4	C	870	THR
4	C	895	LEU
4	C	903	ASP
4	C	935	VAL
4	C	948	TYR
4	C	968	TRP
4	C	993	ARG
4	C	1002	GLN
4	C	1007	ARG
4	C	1019	VAL
4	C	1032	ASN
4	C	1036	ASN
4	C	1044	ASP
4	C	1066	VAL
4	C	1104	PHE
4	C	1126	PHE
4	C	1135	LEU
4	C	1141	MET
4	C	1151	TYR
4	C	1160	TRP
4	C	1162	LEU
4	C	1185	SER
4	C	1189	ASP
4	C	1198	TYR
4	C	1200	ILE

Continued on next page...

Continued from previous page...

Mol	Chain	Res	Type
4	C	1204	TYR
4	C	1206	ASP
4	C	1224	ASP
4	C	1230	GLU
4	C	1254	TYR
4	C	1255	ASN
4	C	1256	VAL
4	C	1260	TYR
4	B	242	LYS
4	B	249	HIS
4	B	251	ASP
4	B	254	ARG
4	B	256	VAL
4	B	263	CYS
4	B	281	LEU
4	B	293	GLN
4	B	302	SER
4	B	313	ASN
4	B	340	ASN
4	B	353	MET
4	B	374	ARG
4	B	386	THR
4	B	387	GLU
4	B	391	LEU
4	B	415	ASN
4	B	439	MET
4	B	455	ASP
4	B	492	THR
4	B	524	ASN
4	B	538	ASP
4	B	540	SER
4	B	580	LYS
4	B	599	LEU
4	B	601	ASN
4	B	615	LYS
4	B	624	GLU
4	B	636	LEU
4	B	641	ASP
4	B	674	ARG
4	B	686	ARG
4	B	702	LEU
4	B	767	ARG

Continued on next page...

Continued from previous page...

Mol	Chain	Res	Type
4	B	770	GLU
4	B	779	GLN
4	B	786	THR
4	B	814	LEU
4	B	825	MET
4	B	833	VAL
4	B	851	ARG
4	B	880	ARG
4	B	911	ASP
4	B	920	ARG
4	B	922	MET
4	B	939	SER
4	B	940	GLU
4	B	942	GLN
4	B	943	TYR
4	B	947	ARG
4	B	956	ARG
4	B	961	THR
4	B	967	GLU
4	B	973	MET
4	B	981	ASP
4	B	989	SER
4	B	996	GLN
4	B	1012	ILE
4	B	1032	ASN
4	B	1064	ASP
4	B	1080	ASP
4	B	1085	PHE
4	B	1093	MET
4	B	1095	ARG
4	B	1158	ASN
4	B	1182	VAL
4	B	1206	ASP
4	B	1230	GLU
4	B	1231	ARG
4	B	1243	THR
4	B	1249	GLU
4	B	1252	ASP
4	B	1260	TYR
5	A	3	ASN
5	A	4	VAL
5	A	5	TRP

Continued on next page...

Continued from previous page...

Mol	Chain	Res	Type
5	A	11	ASP
5	A	13	LEU
5	A	14	SER
5	A	21	ARG
5	A	24	GLN
5	A	27	LEU
5	A	40	ARG
5	A	41	GLU
5	A	48	ASN
5	A	60	PHE
5	A	80	ASP
5	A	105	ASN
5	A	106	TYR
5	A	111	VAL
5	A	124	LEU
5	A	138	ILE
5	A	147	LEU
5	A	155	GLN
5	A	156	PHE
5	A	160	HIS
5	A	165	GLU
5	A	166	VAL
5	A	175	MET
5	A	199	PHE
5	A	203	THR
5	A	205	GLU
5	A	221	LEU
5	A	239	THR
5	A	247	TYR
5	A	263	GLN
5	A	269	ARG
5	A	290	GLN
5	A	294	GLU
5	A	295	ASP
5	A	323	THR
5	A	332	SER
5	A	344	LEU
5	A	350	TYR
5	A	367	TYR
5	A	374	GLN
5	A	380	ARG
5	A	389	ASP

Continued on next page...

Continued from previous page...

Mol	Chain	Res	Type
5	A	401	THR
5	A	413	MET
5	A	416	ARG
5	A	417	LEU
5	A	448	VAL
5	A	455	GLN
5	A	483	LEU
5	A	507	ARG
5	A	511	SER
5	A	526	GLN
5	A	552	TYR
5	A	553	ASP
5	A	562	LEU
5	A	583	ASP
5	A	617	ASN
5	A	620	THR
5	A	626	TYR
5	A	644	PHE
5	A	648	ASN
5	A	650	GLU
5	A	671	TYR
5	A	680	ARG
5	A	682	GLU
5	A	690	GLN
5	A	694	PHE
5	A	704	THR
5	A	712	GLU
5	A	713	ASN
5	A	716	PHE
5	A	719	MET
5	A	721	GLN
5	A	739	LYS
5	A	743	ILE
5	A	750	ARG
5	A	771	TYR
5	A	794	LEU
5	A	804	HIS
5	A	833	GLU
5	A	851	ILE
5	A	862	ASN
5	A	864	ARG
5	A	865	THR

Continued on next page...

Continued from previous page...

Mol	Chain	Res	Type
5	A	869	GLU
5	A	871	ASP
5	A	872	TYR
5	A	873	LEU
5	A	878	ILE
5	A	904	ASP
5	A	910	LEU
5	A	917	SER
5	A	920	ASN
5	A	934	ARG
5	A	940	LEU
5	A	954	PHE
5	A	968	LYS
5	A	980	THR
5	A	981	TRP
5	A	986	TYR
5	A	991	THR
5	A	992	ARG
5	A	1008	ILE
5	A	1020	ARG
5	A	1028	MET
5	A	1031	ARG
5	A	1051	ASP
5	A	1054	ASN
5	A	1056	TYR
5	A	1057	PHE
5	A	1066	GLU
5	A	1079	GLN
5	A	1080	PHE
5	A	1091	MET
5	A	1108	ASN
5	A	1123	ASP
5	A	1125	ASP
5	A	1138	ILE
5	A	1141	THR
5	A	1153	LEU
5	A	1156	PHE
5	A	1171	PHE
5	A	1205	ASP
5	A	1215	GLN
5	A	1216	LEU
5	A	1228	LEU

Continued on next page...

Continued from previous page...

Mol	Chain	Res	Type
5	A	1234	ASP
5	A	1235	MET
5	A	1246	THR

Sometimes sidechains can be flipped to improve hydrogen bonding and reduce clashes. All (149) such sidechains are listed below:

Mol	Chain	Res	Type
1	K	248	GLN
1	K	346	GLN
1	K	356	ASN
1	K	358	HIS
1	K	360	ASN
1	K	456	GLN
2	I	9	HIS
2	I	39	GLN
2	I	76	GLN
2	I	94	HIS
2	I	111	ASN
2	I	132	ASN
2	I	171	ASN
2	I	190	HIS
2	I	303	ASN
2	H	7	ASN
2	H	53	HIS
2	H	94	HIS
2	H	111	ASN
2	H	132	ASN
2	H	279	ASN
2	H	303	ASN
2	G	7	ASN
2	G	9	HIS
2	G	75	GLN
2	G	79	HIS
2	G	111	ASN
2	G	132	ASN
2	G	146	HIS
2	G	303	ASN
1	F	248	GLN
1	F	369	ASN
1	F	587	ASN
1	F	613	GLN
3	E	18	ASN

Continued on next page...

Continued from previous page...

Mol	Chain	Res	Type
3	E	22	ASN
3	E	41	GLN
3	E	145	GLN
3	E	154	ASN
3	E	176	ASN
3	E	229	HIS
3	E	230	GLN
3	E	325	ASN
3	E	355	ASN
3	E	365	GLN
3	E	383	ASN
3	E	386	ASN
4	C	219	HIS
4	C	229	ASN
4	C	234	GLN
4	C	278	GLN
4	C	360	HIS
4	C	380	GLN
4	C	390	ASN
4	C	429	ASN
4	C	438	GLN
4	C	473	ASN
4	C	518	GLN
4	C	524	ASN
4	C	528	ASN
4	C	544	GLN
4	C	625	ASN
4	C	654	ASN
4	C	682	HIS
4	C	704	GLN
4	C	731	ASN
4	C	763	ASN
4	C	774	ASN
4	C	779	GLN
4	C	1002	GLN
4	C	1010	ASN
4	C	1025	GLN
4	C	1032	ASN
4	C	1116	GLN
4	C	1149	HIS
4	C	1158	ASN
4	C	1205	ASN

Continued on next page...

Continued from previous page...

Mol	Chain	Res	Type
4	B	246	GLN
4	B	278	GLN
4	B	293	GLN
4	B	313	ASN
4	B	331	ASN
4	B	360	HIS
4	B	415	ASN
4	B	502	ASN
4	B	518	GLN
4	B	527	ASN
4	B	537	GLN
4	B	601	ASN
4	B	654	ASN
4	B	704	GLN
4	B	718	GLN
4	B	731	ASN
4	B	749	ASN
4	B	774	ASN
4	B	778	ASN
4	B	782	GLN
4	B	813	GLN
4	B	852	GLN
4	B	898	ASN
4	B	996	GLN
4	B	1032	ASN
4	B	1051	GLN
4	B	1116	GLN
4	B	1123	ASN
4	B	1188	HIS
4	B	1205	ASN
4	B	1213	ASN
4	B	1255	ASN
5	A	3	ASN
5	A	24	GLN
5	A	37	ASN
5	A	49	GLN
5	A	58	GLN
5	A	64	GLN
5	A	71	GLN
5	A	110	HIS
5	A	117	ASN
5	A	139	ASN

Continued on next page...

Continued from previous page...

Mol	Chain	Res	Type
5	A	160	HIS
5	A	174	GLN
5	A	223	HIS
5	A	267	ASN
5	A	281	GLN
5	A	290	GLN
5	A	310	ASN
5	A	313	GLN
5	A	333	GLN
5	A	347	GLN
5	A	352	GLN
5	A	385	GLN
5	A	419	GLN
5	A	466	GLN
5	A	510	GLN
5	A	580	GLN
5	A	634	ASN
5	A	648	ASN
5	A	713	ASN
5	A	721	GLN
5	A	733	ASN
5	A	812	ASN
5	A	856	GLN
5	A	862	ASN
5	A	908	GLN
5	A	1033	ASN
5	A	1079	GLN
5	A	1162	GLN
5	A	1251	ASN
5	A	1253	GLN

5.3.3 RNA [i](#)

There are no RNA molecules in this entry.

5.4 Non-standard residues in protein, DNA, RNA chains [i](#)

There are no non-standard protein/DNA/RNA residues in this entry.

5.5 Carbohydrates [i](#)

There are no monosaccharides in this entry.

5.6 Ligand geometry [i](#)

There are no ligands in this entry.

5.7 Other polymers [i](#)

There are no such residues in this entry.

5.8 Polymer linkage issues [i](#)

There are no chain breaks in this entry.

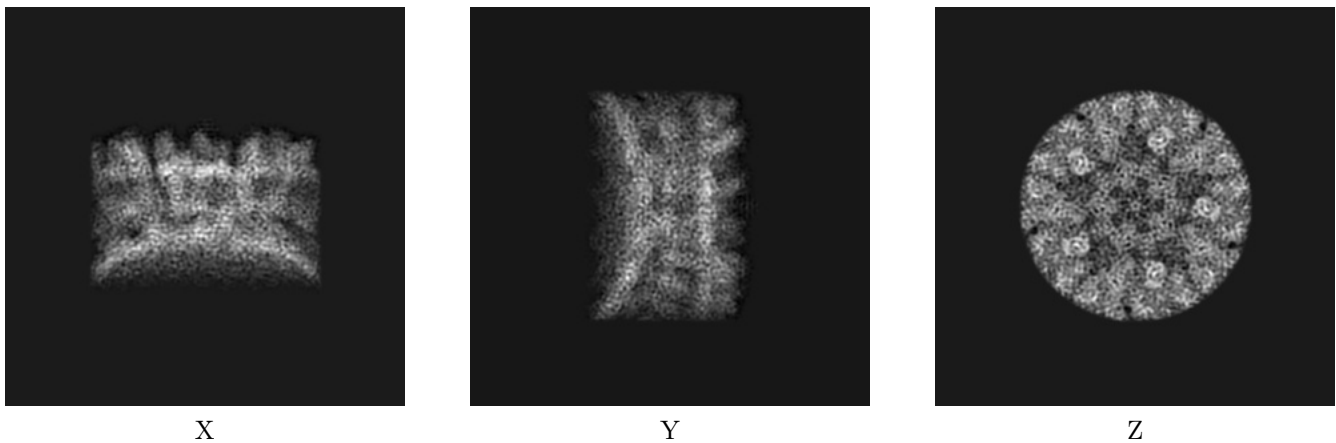
6 Map visualisation [i](#)

This section contains visualisations of the EMDB entry EMD-22166. These allow visual inspection of the internal detail of the map and identification of artifacts.

No raw map or half-maps were deposited for this entry and therefore no images, graphs, etc. pertaining to the raw map can be shown.

6.1 Orthogonal projections [i](#)


6.1.1 Primary map



The images above show the map projected in three orthogonal directions.

6.2 Central slices [i](#)

6.2.1 Primary map




The images above show central slices of the map in three orthogonal directions.

6.3 Largest variance slices [i](#)


6.3.1 Primary map



X Index: 195



Y Index: 176




Z Index: 213


The images above show the largest variance slices of the map in three orthogonal directions.

6.4 Orthogonal surface views [i](#)


6.4.1 Primary map



X



Y



Z

The images above show the 3D surface view of the map at the recommended contour level 2.7. These images, in conjunction with the slice images, may facilitate assessment of whether an appropriate contour level has been provided.

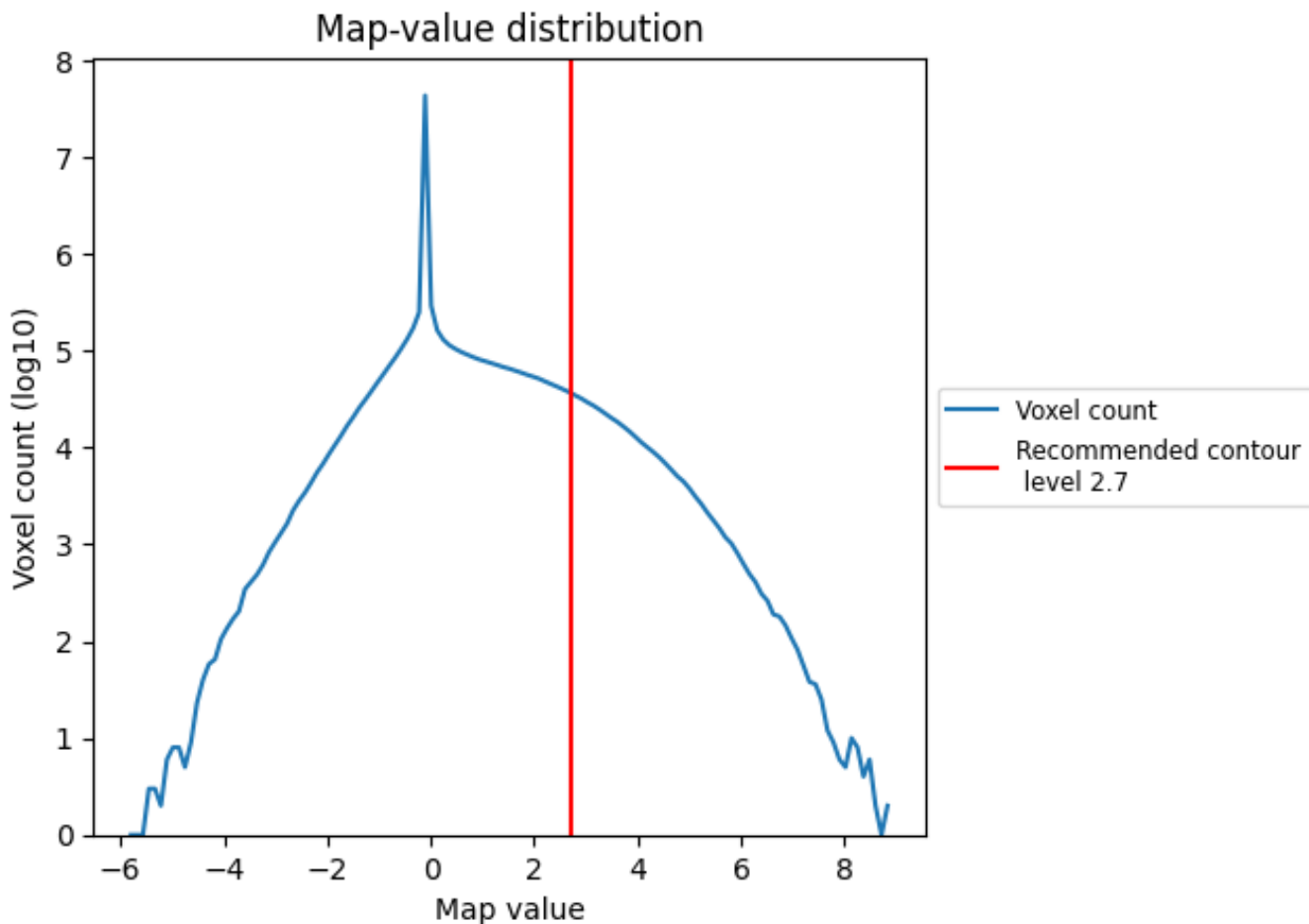
6.5 Mask visualisation

This section was not generated. No masks/segmentation were deposited.

7 Map analysis [i](#)

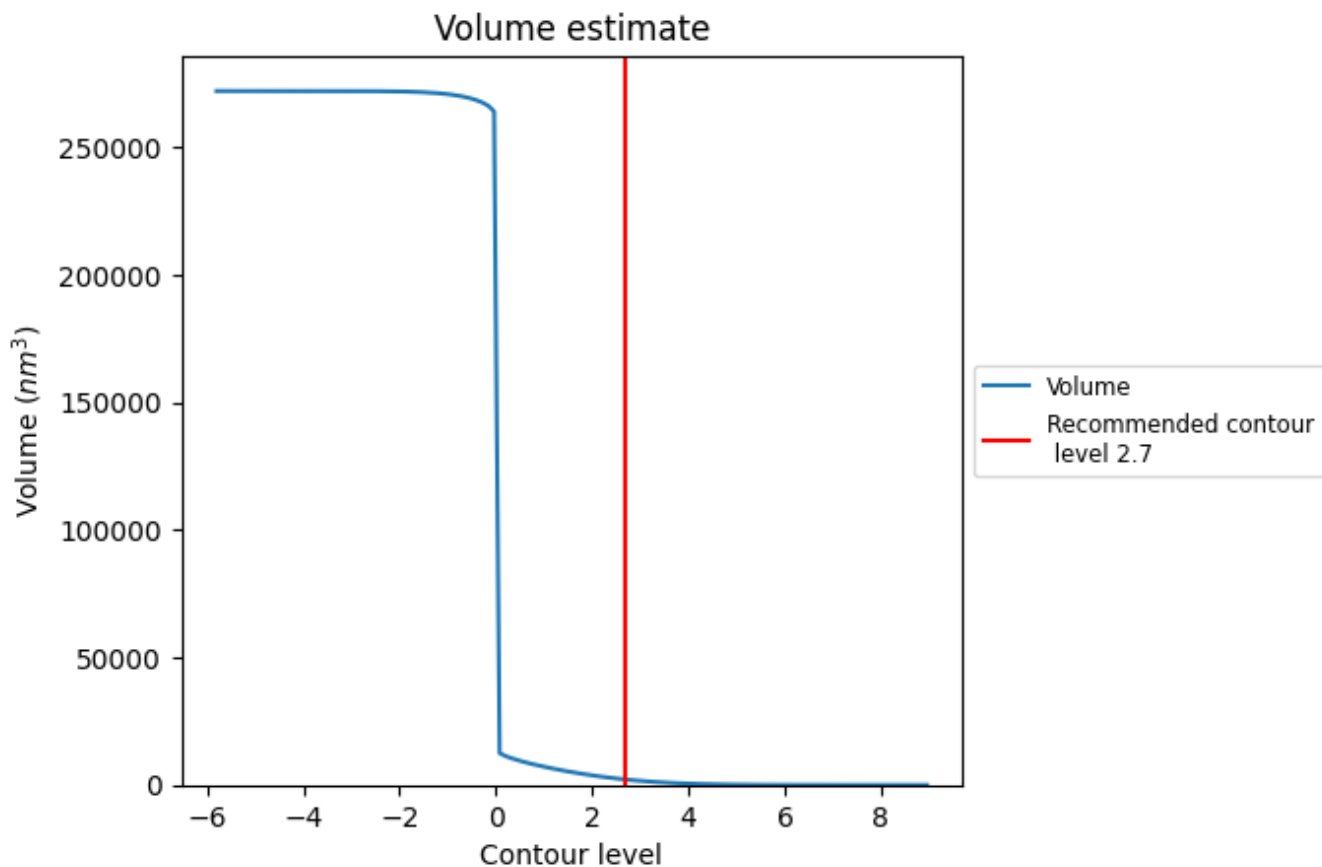
This section contains the results of statistical analysis of the map.

7.1 Map-value distribution [i](#)



The map-value distribution is plotted in 128 intervals along the x-axis. The y-axis is logarithmic. A spike in this graph at zero usually indicates that the volume has been masked.

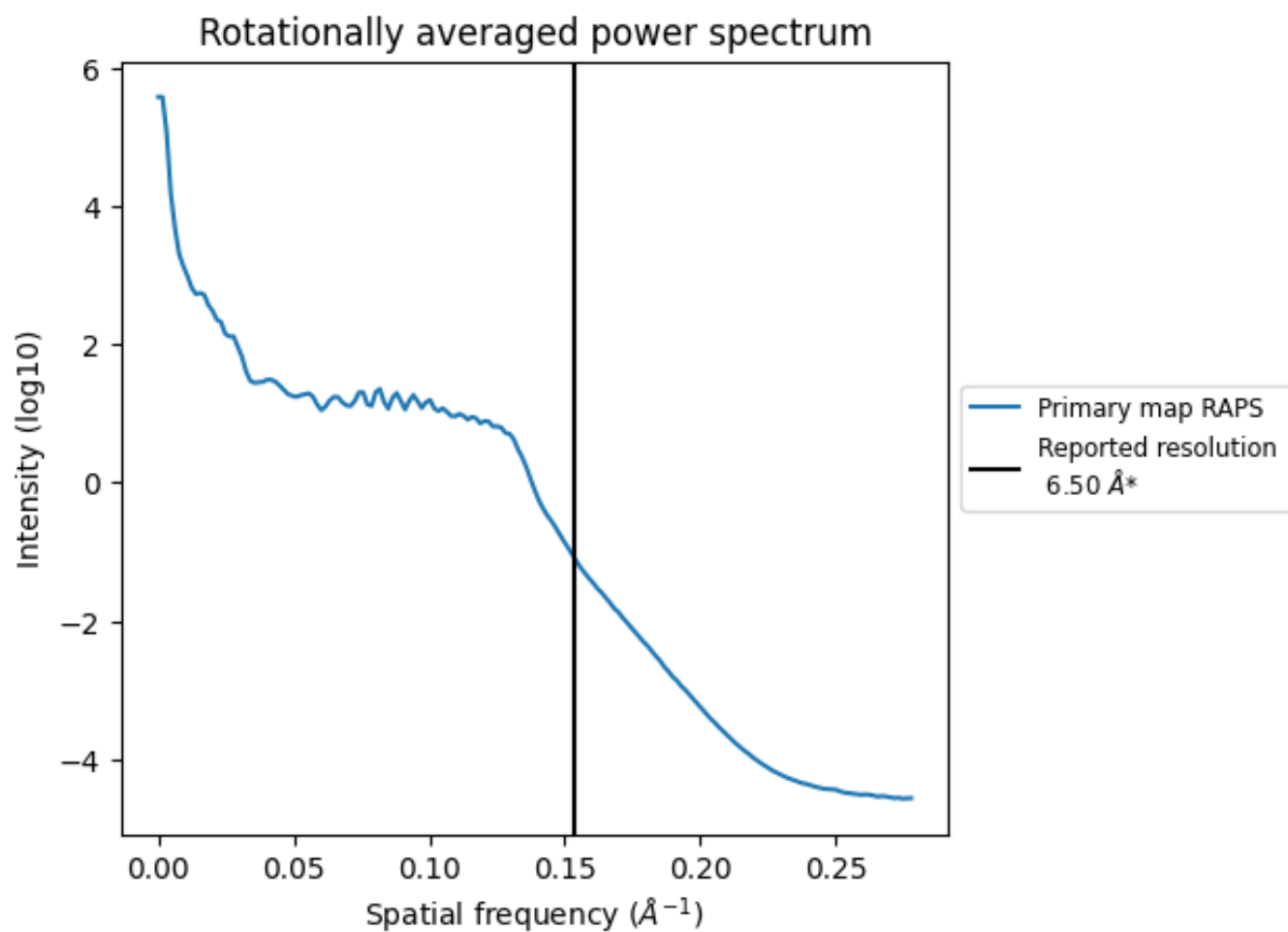
7.2 Volume estimate [i](#)



The volume at the recommended contour level is 2134 nm^3 ; this corresponds to an approximate mass of 1928 kDa.

The volume estimate graph shows how the enclosed volume varies with the contour level. The recommended contour level is shown as a vertical line and the intersection between the line and the curve gives the volume of the enclosed surface at the given level.

7.3 Rotationally averaged power spectrum [i](#)



*Reported resolution corresponds to spatial frequency of 0.154\AA^{-1}


8 Fourier-Shell correlation

This section was not generated. No FSC curve or half-maps provided.

9 Map-model fit [i](#)

This section contains information regarding the fit between EMDB map EMD-22166 and PDB model 6XF8. Per-residue inclusion information can be found in section 3 on page 7.

9.1 Map-model overlay [i](#)



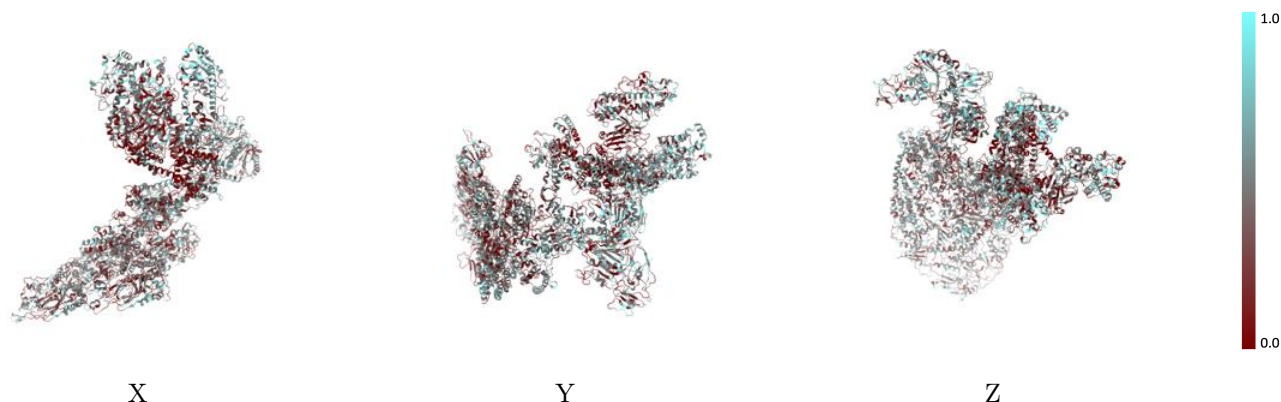
The images above show the 3D surface view of the map at the recommended contour level 2.7 at 50% transparency in yellow overlaid with a ribbon representation of the model coloured in blue. These images allow for the visual assessment of the quality of fit between the atomic model and the map.

9.2 Q-score mapped to coordinate model [i](#)



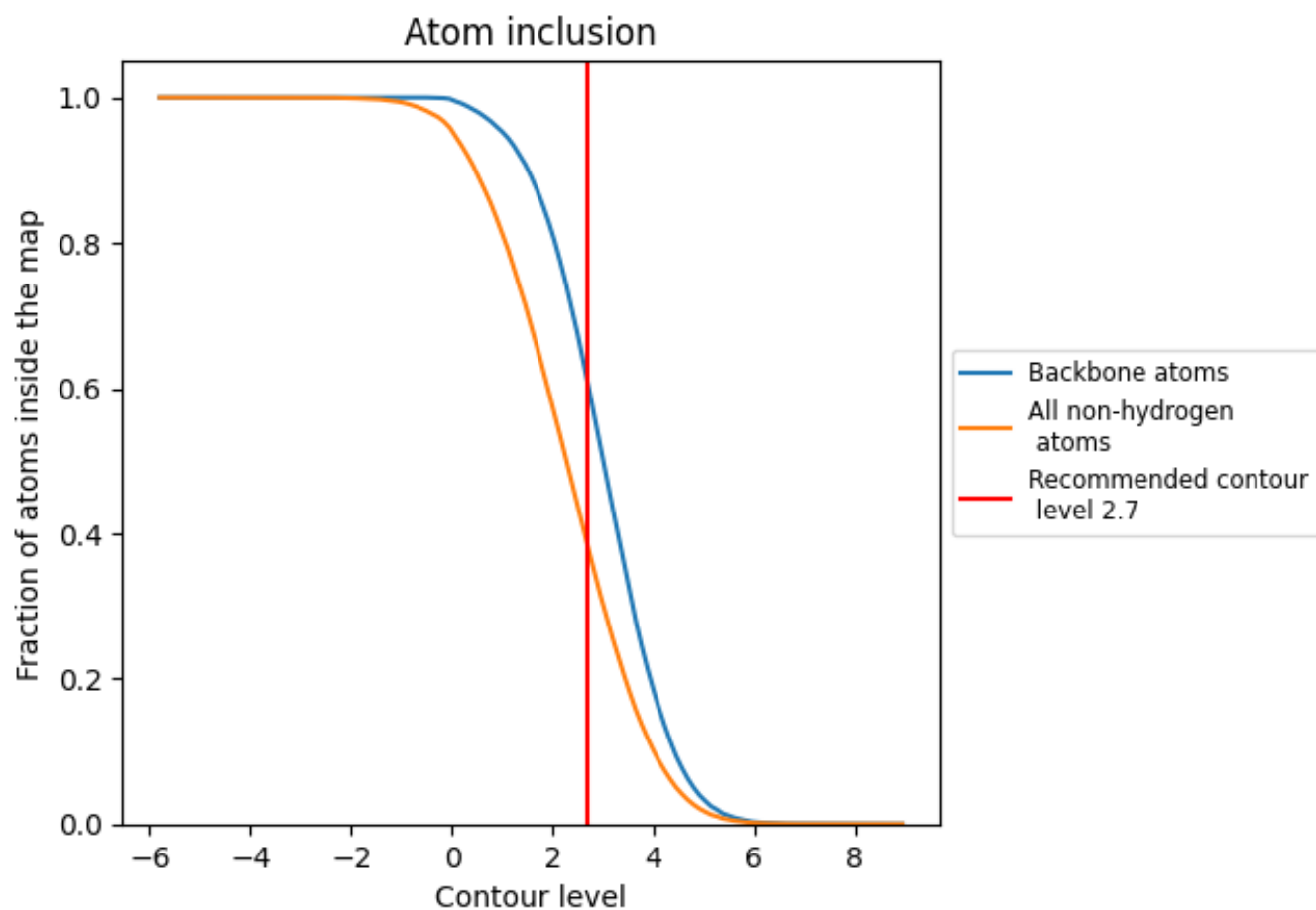
The images above show the model with each residue coloured according to its Q-score. This shows their resolvability in the map with higher Q-score values reflecting better resolvability. Please note: Q-score is calculating the resolvability of atoms, and thus high values are only expected at resolutions at which atoms can be resolved. Low Q-score values may therefore be expected for many entries.

9.3 Atom inclusion mapped to coordinate model [i](#)



The images above show the model with each residue coloured according to its atom inclusion. This shows to what extent they are inside the map at the recommended contour level (2.7).





















9.4 Atom inclusion [i](#)



At the recommended contour level, 61% of all backbone atoms, 38% of all non-hydrogen atoms, are inside the map.

9.5 Map-model fit summary [i](#)

The table lists the average atom inclusion at the recommended contour level (2.7) and Q-score for the entire model and for each chain.

Chain	Atom inclusion	Q-score
All	 0.3832	 0.1800
A	 0.4177	 0.1900
B	 0.3494	 0.1770
C	 0.3916	 0.1840
E	 0.3838	 0.1770
F	 0.3239	 0.1690
G	 0.4759	 0.1890
H	 0.3863	 0.1640
I	 0.4830	 0.1750
K	 0.2907	 0.1760

