



Full wwPDB EM Validation Report ⓘ

Nov 7, 2022 – 01:12 PM JST

PDB ID : 5WQ9
EMDB ID : EMD-6677
Title : CryoEM structure of type II secretion system secretin GspD G453A mutant in *Vibrio cholerae*
Authors : Yan, Z.; Yin, M.; Li, X.
Deposited on : 2016-11-23
Resolution : 4.22 Å(reported)

This is a Full wwPDB EM Validation Report for a publicly released PDB entry.

We welcome your comments at validation@mail.wwpdb.org

A user guide is available at

<https://www.wwpdb.org/validation/2017/EMValidationReportHelp>

with specific help available everywhere you see the ⓘ symbol.

The types of validation reports are described at

<http://www.wwpdb.org/validation/2017/FAQs#types>.

The following versions of software and data (see [references ⓘ](#)) were used in the production of this report:

EMDB validation analysis : 0.0.1.dev43
MolProbity : 4.02b-467
Percentile statistics : 20191225.v01 (using entries in the PDB archive December 25th 2019)
MapQ : 1.9.9
Ideal geometry (proteins) : Engh & Huber (2001)
Ideal geometry (DNA, RNA) : Parkinson et al. (1996)
Validation Pipeline (wwPDB-VP) : 2.31.2

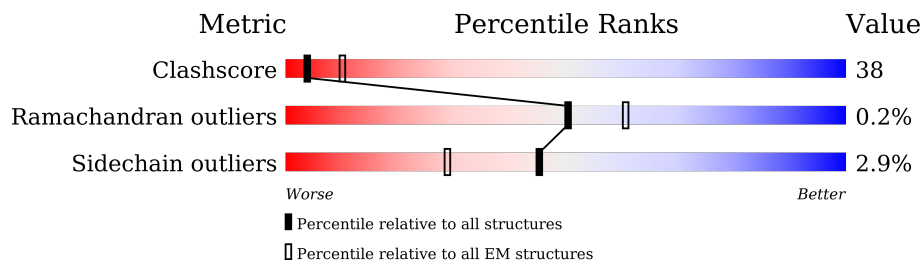
1 Overall quality at a glance

The following experimental techniques were used to determine the structure:

ELECTRON MICROSCOPY

The reported resolution of this entry is 4.22 Å.

Percentile scores (ranging between 0-100) for global validation metrics of the entry are shown in the following graphic. The table shows the number of entries on which the scores are based.






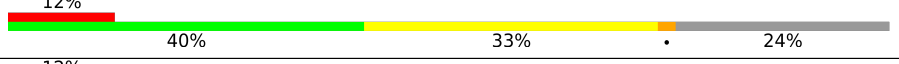
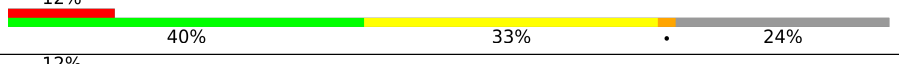
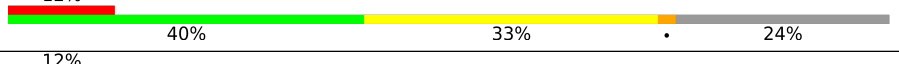
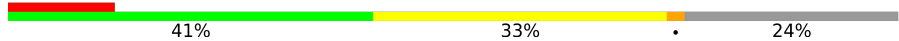
Metric	Whole archive (#Entries)	EM structures (#Entries)
Clashscore	158937	4297
Ramachandran outliers	154571	4023
Sidechain outliers	154315	3826

The table below summarises the geometric issues observed across the polymeric chains and their fit to the map. The red, orange, yellow and green segments of the bar indicate the fraction of residues that contain outliers for ≥ 3 , 2, 1 and 0 types of geometric quality criteria respectively. A grey segment represents the fraction of residues that are not modelled. The numeric value for each fraction is indicated below the corresponding segment, with a dot representing fractions $\leq 5\%$. The upper red bar (where present) indicates the fraction of residues that have poor fit to the EM map (all-atom inclusion $< 40\%$). The numeric value is given above the bar.

Mol	Chain	Length	Quality of chain
1	A	650	12% (Poor fit), 41% (0 outliers), 33% (1 outlier), 24% (2+ outliers)
1	B	650	12% (Poor fit), 40% (0 outliers), 33% (1 outlier), 24% (2+ outliers)
1	C	650	12% (Poor fit), 40% (0 outliers), 33% (1 outlier), 24% (2+ outliers)
1	D	650	12% (Poor fit), 41% (0 outliers), 33% (1 outlier), 24% (2+ outliers)
1	E	650	12% (Poor fit), 41% (0 outliers), 33% (1 outlier), 24% (2+ outliers)
1	F	650	12% (Poor fit), 41% (0 outliers), 33% (1 outlier), 24% (2+ outliers)
1	G	650	12% (Poor fit), 40% (0 outliers), 33% (1 outlier), 24% (2+ outliers)
1	H	650	12% (Poor fit), 40% (0 outliers), 33% (1 outlier), 24% (2+ outliers)

Continued on next page...

Continued from previous page...

Mol	Chain	Length	Quality of chain				
1	I	650		12%	41%	33%	24%
1	J	650		12%	41%	33%	24%
1	K	650		12%	41%	33%	24%
1	L	650		12%	40%	33%	24%
1	M	650		12%	40%	33%	24%
1	N	650		12%	40%	33%	24%
1	O	650		12%	41%	33%	24%

2 Entry composition [i](#)

There is only 1 type of molecule in this entry. The entry contains 56340 atoms, of which 0 are hydrogens and 0 are deuteriums.

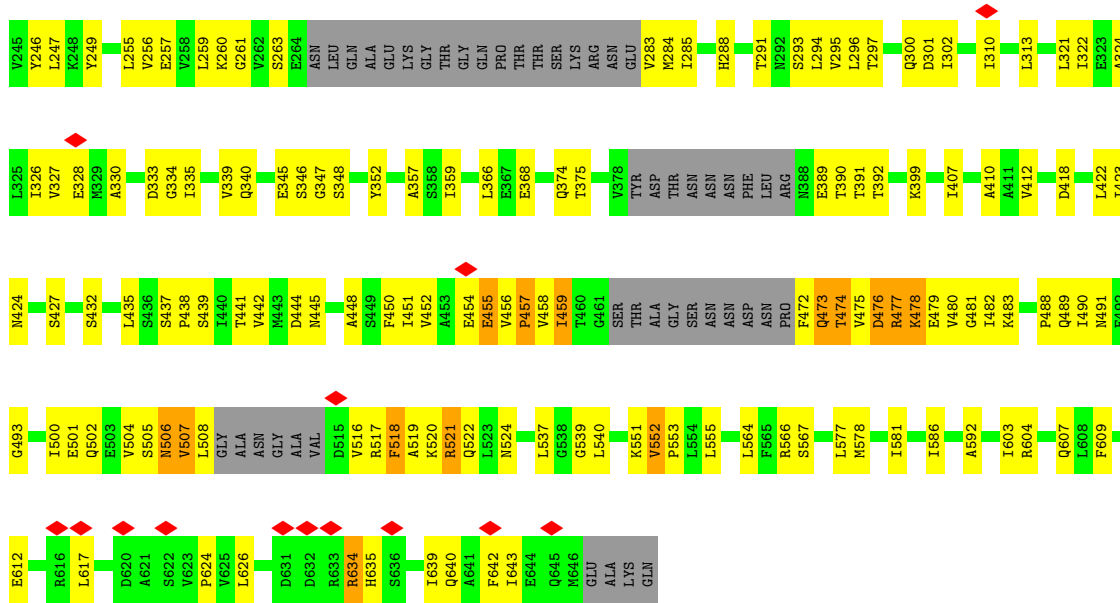
In the tables below, the AltConf column contains the number of residues with at least one atom in alternate conformation and the Trace column contains the number of residues modelled with at most 2 atoms.

- Molecule 1 is a protein called Type II secretion system protein D.

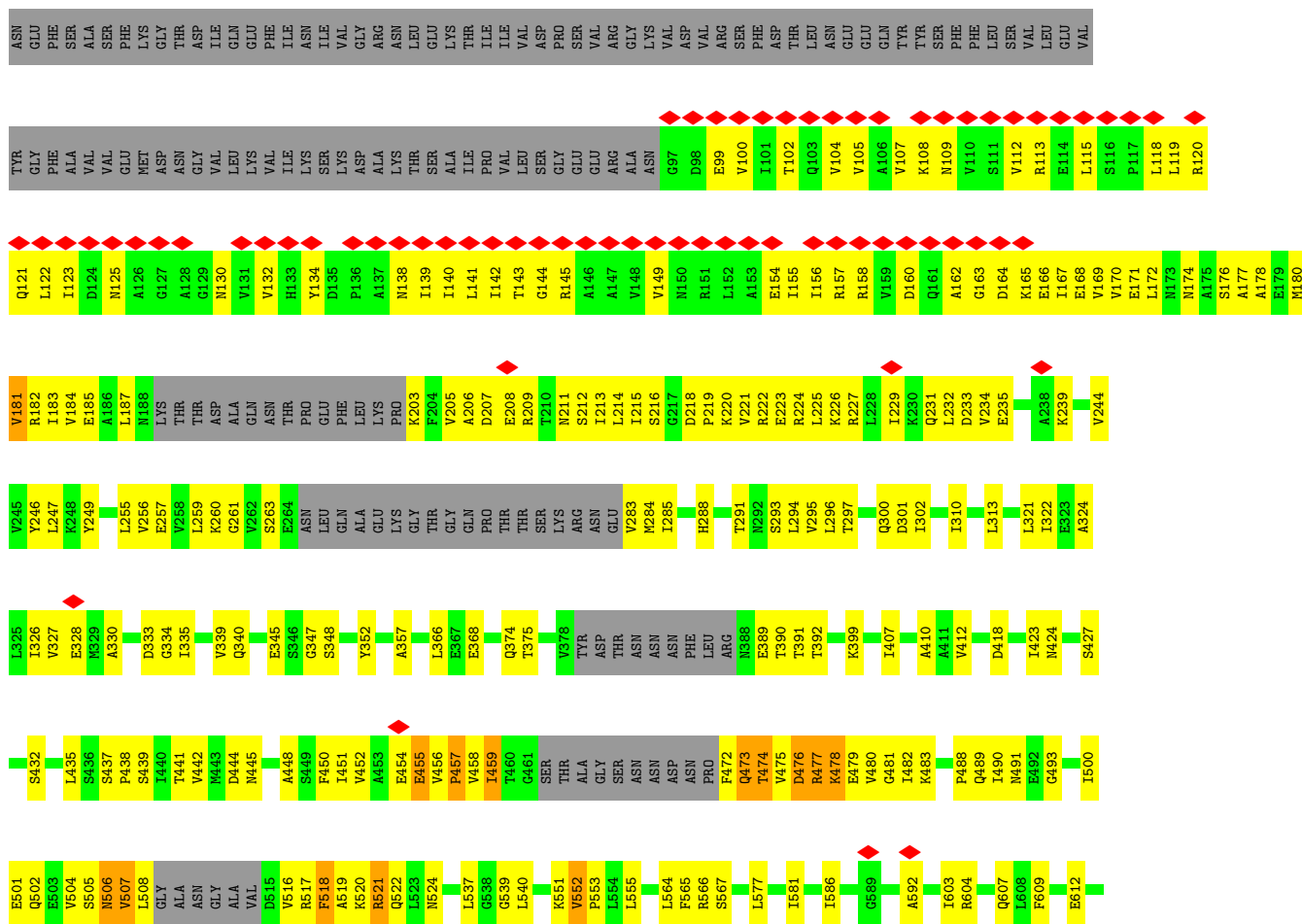
Mol	Chain	Residues	Atoms					AltConf	Trace
			Total	C	N	O	S		
1	A	493	3756	2347	656	740	13	0	0
1	B	493	3756	2347	656	740	13	0	0
1	C	493	3756	2347	656	740	13	0	0
1	D	493	3756	2347	656	740	13	0	0
1	E	493	3756	2347	656	740	13	0	0
1	F	493	3756	2347	656	740	13	0	0
1	G	493	3756	2347	656	740	13	0	0
1	H	493	3756	2347	656	740	13	0	0
1	I	493	3756	2347	656	740	13	0	0
1	J	493	3756	2347	656	740	13	0	0
1	K	493	3756	2347	656	740	13	0	0
1	L	493	3756	2347	656	740	13	0	0
1	M	493	3756	2347	656	740	13	0	0
1	N	493	3756	2347	656	740	13	0	0
1	O	493	3756	2347	656	740	13	0	0


There are 15 discrepancies between the modelled and reference sequences:

Chain	Residue	Modelled	Actual	Comment	Reference
A	453	ALA	GLY	engineered mutation	UNP P45779
B	453	ALA	GLY	engineered mutation	UNP P45779
C	453	ALA	GLY	engineered mutation	UNP P45779
D	453	ALA	GLY	engineered mutation	UNP P45779
E	453	ALA	GLY	engineered mutation	UNP P45779
F	453	ALA	GLY	engineered mutation	UNP P45779
G	453	ALA	GLY	engineered mutation	UNP P45779
H	453	ALA	GLY	engineered mutation	UNP P45779
I	453	ALA	GLY	engineered mutation	UNP P45779
J	453	ALA	GLY	engineered mutation	UNP P45779
K	453	ALA	GLY	engineered mutation	UNP P45779
L	453	ALA	GLY	engineered mutation	UNP P45779
M	453	ALA	GLY	engineered mutation	UNP P45779
N	453	ALA	GLY	engineered mutation	UNP P45779
O	453	ALA	GLY	engineered mutation	UNP P45779

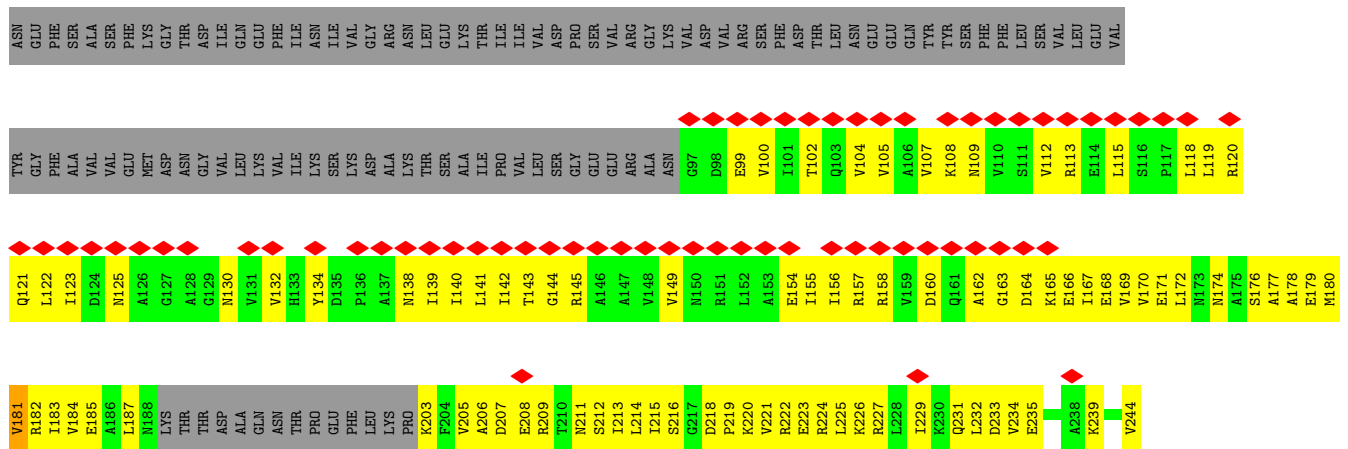


• Molecule 1: Type II secretion system protein D





• Molecule 1: Type II secretion system protein D



4 Experimental information

Property	Value	Source
EM reconstruction method	SINGLE PARTICLE	Depositor
Imposed symmetry	POINT, C15	Depositor
Number of particles used	26955	Depositor
Resolution determination method	FSC 0.143 CUT-OFF	Depositor
CTF correction method	PHASE FLIPPING AND AMPLITUDE CORRECTION	Depositor
Microscope	FEI TITAN KRIOS	Depositor
Voltage (kV)	300	Depositor
Electron dose ($e^-/\text{\AA}^2$)	1.6	Depositor
Minimum defocus (nm)	Not provided	
Maximum defocus (nm)	Not provided	
Magnification	Not provided	
Image detector	GATAN K2 SUMMIT (4k x 4k)	Depositor
Maximum map value	0.109	Depositor
Minimum map value	-0.046	Depositor
Average map value	0.000	Depositor
Map value standard deviation	0.003	Depositor
Recommended contour level	0.02	Depositor
Map size (Å)	501.6, 501.6, 501.6	wwPDB
Map dimensions	380, 380, 380	wwPDB
Map angles (°)	90.0, 90.0, 90.0	wwPDB
Pixel spacing (Å)	1.32, 1.32, 1.32	Depositor

5 Model quality i

5.1 Standard geometry i

The Z score for a bond length (or angle) is the number of standard deviations the observed value is removed from the expected value. A bond length (or angle) with $|Z| > 5$ is considered an outlier worth inspection. RMSZ is the root-mean-square of all Z scores of the bond lengths (or angles).

Mol	Chain	Bond lengths		Bond angles	
		RMSZ	# Z >5	RMSZ	# Z >5
1	A	0.41	1/3786 (0.0%)	0.64	4/5117 (0.1%)
1	B	0.41	1/3786 (0.0%)	0.64	4/5117 (0.1%)
1	C	0.41	1/3786 (0.0%)	0.64	4/5117 (0.1%)
1	D	0.41	1/3786 (0.0%)	0.64	4/5117 (0.1%)
1	E	0.41	1/3786 (0.0%)	0.64	4/5117 (0.1%)
1	F	0.41	1/3786 (0.0%)	0.64	4/5117 (0.1%)
1	G	0.41	1/3786 (0.0%)	0.64	4/5117 (0.1%)
1	H	0.41	1/3786 (0.0%)	0.64	4/5117 (0.1%)
1	I	0.41	1/3786 (0.0%)	0.64	4/5117 (0.1%)
1	J	0.41	1/3786 (0.0%)	0.64	4/5117 (0.1%)
1	K	0.41	1/3786 (0.0%)	0.64	4/5117 (0.1%)
1	L	0.41	1/3786 (0.0%)	0.64	4/5117 (0.1%)
1	M	0.41	1/3786 (0.0%)	0.64	4/5117 (0.1%)
1	N	0.41	1/3786 (0.0%)	0.64	4/5117 (0.1%)
1	O	0.41	1/3786 (0.0%)	0.64	4/5117 (0.1%)
All	All	0.41	15/56790 (0.0%)	0.64	60/76755 (0.1%)

All (15) bond length outliers are listed below:

Mol	Chain	Res	Type	Atoms	Z	Observed(Å)	Ideal(Å)
1	M	457	PRO	N-CD	5.24	1.55	1.47
1	E	457	PRO	N-CD	5.23	1.55	1.47
1	J	457	PRO	N-CD	5.23	1.55	1.47
1	C	457	PRO	N-CD	5.21	1.55	1.47
1	B	457	PRO	N-CD	5.21	1.55	1.47
1	L	457	PRO	N-CD	5.21	1.55	1.47
1	A	457	PRO	N-CD	5.21	1.55	1.47
1	G	457	PRO	N-CD	5.21	1.55	1.47
1	H	457	PRO	N-CD	5.21	1.55	1.47
1	F	457	PRO	N-CD	5.20	1.55	1.47
1	O	457	PRO	N-CD	5.20	1.55	1.47
1	K	457	PRO	N-CD	5.20	1.55	1.47
1	D	457	PRO	N-CD	5.19	1.55	1.47

Continued on next page...

Continued from previous page...

Mol	Chain	Res	Type	Atoms	Z	Observed(Å)	Ideal(Å)
1	N	457	PRO	N-CD	5.19	1.55	1.47
1	I	457	PRO	N-CD	5.19	1.55	1.47

All (60) bond angle outliers are listed below:

Mol	Chain	Res	Type	Atoms	Z	Observed(°)	Ideal(°)
1	B	507	VAL	CB-CA-C	-10.70	91.07	111.40
1	E	507	VAL	CB-CA-C	-10.70	91.07	111.40
1	C	507	VAL	CB-CA-C	-10.70	91.07	111.40
1	I	507	VAL	CB-CA-C	-10.70	91.08	111.40
1	M	507	VAL	CB-CA-C	-10.70	91.08	111.40
1	G	507	VAL	CB-CA-C	-10.69	91.08	111.40
1	A	507	VAL	CB-CA-C	-10.69	91.09	111.40
1	O	507	VAL	CB-CA-C	-10.69	91.09	111.40
1	H	507	VAL	CB-CA-C	-10.69	91.09	111.40
1	L	507	VAL	CB-CA-C	-10.69	91.09	111.40
1	K	507	VAL	CB-CA-C	-10.69	91.09	111.40
1	F	507	VAL	CB-CA-C	-10.68	91.10	111.40
1	J	507	VAL	CB-CA-C	-10.68	91.10	111.40
1	D	507	VAL	CB-CA-C	-10.68	91.11	111.40
1	N	507	VAL	CB-CA-C	-10.68	91.11	111.40
1	I	552	VAL	C-N-CD	-6.92	105.38	120.60
1	D	552	VAL	C-N-CD	-6.92	105.39	120.60
1	N	552	VAL	C-N-CD	-6.91	105.40	120.60
1	C	552	VAL	C-N-CD	-6.90	105.41	120.60
1	F	552	VAL	C-N-CD	-6.90	105.42	120.60
1	J	552	VAL	C-N-CD	-6.90	105.41	120.60
1	K	552	VAL	C-N-CD	-6.90	105.42	120.60
1	A	552	VAL	C-N-CD	-6.90	105.42	120.60
1	O	552	VAL	C-N-CD	-6.90	105.42	120.60
1	M	552	VAL	C-N-CD	-6.90	105.43	120.60
1	B	552	VAL	C-N-CD	-6.89	105.43	120.60
1	G	552	VAL	C-N-CD	-6.89	105.43	120.60
1	E	552	VAL	C-N-CD	-6.89	105.44	120.60
1	H	552	VAL	C-N-CD	-6.88	105.46	120.60
1	L	552	VAL	C-N-CD	-6.88	105.46	120.60
1	D	634	ARG	N-CA-C	5.34	125.43	111.00
1	B	634	ARG	N-CA-C	5.34	125.43	111.00
1	C	634	ARG	N-CA-C	5.33	125.40	111.00
1	E	634	ARG	N-CA-C	5.33	125.40	111.00
1	F	634	ARG	N-CA-C	5.33	125.40	111.00
1	K	634	ARG	N-CA-C	5.33	125.39	111.00

Continued on next page...

Continued from previous page...

Mol	Chain	Res	Type	Atoms	Z	Observed(°)	Ideal(°)
1	J	634	ARG	N-CA-C	5.33	125.38	111.00
1	M	634	ARG	N-CA-C	5.33	125.38	111.00
1	A	634	ARG	N-CA-C	5.32	125.38	111.00
1	H	634	ARG	N-CA-C	5.32	125.37	111.00
1	O	634	ARG	N-CA-C	5.32	125.37	111.00
1	G	634	ARG	N-CA-C	5.32	125.37	111.00
1	N	634	ARG	N-CA-C	5.32	125.37	111.00
1	L	634	ARG	N-CA-C	5.32	125.36	111.00
1	I	634	ARG	N-CA-C	5.31	125.35	111.00
1	D	552	VAL	C-N-CA	5.25	144.05	122.00
1	F	552	VAL	C-N-CA	5.25	144.04	122.00
1	E	552	VAL	C-N-CA	5.25	144.04	122.00
1	I	552	VAL	C-N-CA	5.25	144.03	122.00
1	J	552	VAL	C-N-CA	5.25	144.03	122.00
1	B	552	VAL	C-N-CA	5.24	144.02	122.00
1	K	552	VAL	C-N-CA	5.24	144.03	122.00
1	N	552	VAL	C-N-CA	5.24	144.03	122.00
1	A	552	VAL	C-N-CA	5.24	144.02	122.00
1	C	552	VAL	C-N-CA	5.24	144.02	122.00
1	G	552	VAL	C-N-CA	5.24	144.01	122.00
1	O	552	VAL	C-N-CA	5.24	143.99	122.00
1	H	552	VAL	C-N-CA	5.23	143.98	122.00
1	L	552	VAL	C-N-CA	5.23	143.98	122.00
1	M	552	VAL	C-N-CA	5.23	143.98	122.00

There are no chirality outliers.

There are no planarity outliers.

5.2 Too-close contacts [i](#)

In the following table, the Non-H and H(model) columns list the number of non-hydrogen atoms and hydrogen atoms in the chain respectively. The H(added) column lists the number of hydrogen atoms added and optimized by MolProbity. The Clashes column lists the number of clashes within the asymmetric unit, whereas Symm-Clashes lists symmetry-related clashes.

Mol	Chain	Non-H	H(model)	H(added)	Clashes	Symm-Clashes
1	A	3756	0	3858	323	0
1	B	3756	0	3858	327	0
1	C	3756	0	3858	320	0
1	D	3756	0	3858	317	0
1	E	3756	0	3858	319	0

Continued on next page...

Continued from previous page...

Mol	Chain	Non-H	H(model)	H(added)	Clashes	Symm-Clashes
1	F	3756	0	3858	319	0
1	G	3756	0	3858	318	0
1	H	3756	0	3858	319	0
1	I	3756	0	3858	318	0
1	J	3756	0	3858	324	0
1	K	3756	0	3858	322	0
1	L	3756	0	3858	320	0
1	M	3756	0	3858	317	0
1	N	3756	0	3858	321	0
1	O	3756	0	3858	324	0
All	All	56340	0	57870	4309	0

The all-atom clashscore is defined as the number of clashes found per 1000 atoms (including hydrogen atoms). The all-atom clashscore for this structure is 38.

All (4309) close contacts within the same asymmetric unit are listed below, sorted by their clash magnitude.

Atom-1	Atom-2	Interatomic distance (Å)	Clash overlap (Å)
1:G:481:GLY:H	1:G:505:SER:CB	1.22	1.53
1:I:481:GLY:H	1:I:505:SER:CB	1.22	1.53
1:L:481:GLY:H	1:L:505:SER:CB	1.22	1.52
1:N:481:GLY:H	1:N:505:SER:CB	1.22	1.52
1:D:481:GLY:H	1:D:505:SER:CB	1.22	1.52
1:K:481:GLY:H	1:K:505:SER:CB	1.22	1.52
1:E:481:GLY:H	1:E:505:SER:CB	1.22	1.51
1:B:481:GLY:H	1:B:505:SER:CB	1.22	1.51
1:F:481:GLY:H	1:F:505:SER:CB	1.22	1.51
1:J:481:GLY:H	1:J:505:SER:CB	1.22	1.50
1:A:481:GLY:H	1:A:505:SER:CB	1.22	1.50
1:M:481:GLY:H	1:M:505:SER:CB	1.22	1.49
1:O:481:GLY:H	1:O:505:SER:CB	1.22	1.49
1:H:481:GLY:H	1:H:505:SER:CB	1.22	1.48
1:C:481:GLY:H	1:C:505:SER:CB	1.22	1.47
1:H:480:VAL:CB	1:H:505:SER:OG	1.65	1.45
1:D:480:VAL:CB	1:D:505:SER:OG	1.65	1.45
1:N:480:VAL:CB	1:N:505:SER:OG	1.65	1.45
1:I:480:VAL:CB	1:I:505:SER:OG	1.65	1.45
1:O:480:VAL:CB	1:O:505:SER:OG	1.65	1.45
1:C:480:VAL:CB	1:C:505:SER:OG	1.65	1.44
1:G:480:VAL:CB	1:G:505:SER:OG	1.65	1.44
1:M:480:VAL:CB	1:M:505:SER:OG	1.65	1.44

Continued on next page...

Continued from previous page...

Atom-1	Atom-2	Interatomic distance (Å)	Clash overlap (Å)
1:A:480:VAL:CB	1:A:505:SER:OG	1.65	1.43
1:L:480:VAL:CB	1:L:505:SER:OG	1.65	1.43
1:E:480:VAL:CB	1:E:505:SER:OG	1.65	1.43
1:K:481:GLY:N	1:K:505:SER:HB3	1.12	1.43
1:J:481:GLY:N	1:J:505:SER:HB3	1.12	1.43
1:B:480:VAL:CB	1:B:505:SER:OG	1.65	1.42
1:J:480:VAL:CB	1:J:505:SER:OG	1.65	1.42
1:K:480:VAL:CB	1:K:505:SER:OG	1.65	1.42
1:L:481:GLY:N	1:L:505:SER:HB3	1.12	1.42
1:F:480:VAL:CB	1:F:505:SER:OG	1.65	1.42
1:I:481:GLY:N	1:I:505:SER:HB3	1.12	1.42
1:M:481:GLY:N	1:M:505:SER:HB3	1.12	1.40
1:H:481:GLY:N	1:H:505:SER:HB3	1.12	1.40
1:D:481:GLY:N	1:D:505:SER:HB3	1.12	1.39
1:C:481:GLY:N	1:C:505:SER:HB3	1.12	1.39
1:E:481:GLY:N	1:E:505:SER:HB3	1.12	1.39
1:F:481:GLY:N	1:F:505:SER:HB3	1.12	1.38
1:B:481:GLY:N	1:B:505:SER:HB3	1.12	1.38
1:N:481:GLY:N	1:N:505:SER:HB3	1.12	1.37
1:G:481:GLY:N	1:G:505:SER:HB3	1.12	1.37
1:O:481:GLY:N	1:O:505:SER:HB3	1.12	1.37
1:A:481:GLY:N	1:A:505:SER:HB3	1.12	1.37
1:C:480:VAL:CA	1:C:505:SER:OG	1.74	1.36
1:B:480:VAL:CA	1:B:505:SER:OG	1.74	1.35
1:D:480:VAL:CA	1:D:505:SER:OG	1.74	1.35
1:G:480:VAL:CA	1:G:505:SER:OG	1.74	1.35
1:M:480:VAL:CA	1:M:505:SER:OG	1.74	1.35
1:F:480:VAL:CA	1:F:505:SER:OG	1.74	1.34
1:J:480:VAL:CA	1:J:505:SER:OG	1.74	1.34
1:I:480:VAL:CA	1:I:505:SER:OG	1.74	1.34
1:L:480:VAL:CA	1:L:505:SER:OG	1.74	1.34
1:H:480:VAL:CA	1:H:505:SER:OG	1.74	1.34
1:N:480:VAL:CA	1:N:505:SER:OG	1.74	1.34
1:A:480:VAL:CA	1:A:505:SER:OG	1.74	1.33
1:E:480:VAL:CA	1:E:505:SER:OG	1.74	1.33
1:K:480:VAL:CA	1:K:505:SER:OG	1.74	1.33
1:O:480:VAL:CA	1:O:505:SER:OG	1.74	1.32
1:G:480:VAL:HB	1:G:505:SER:OG	1.15	1.31
1:H:480:VAL:HB	1:H:505:SER:OG	1.15	1.31
1:I:480:VAL:HB	1:I:505:SER:OG	1.15	1.31
1:F:480:VAL:HB	1:F:505:SER:OG	1.15	1.30

Continued on next page...

Continued from previous page...

Atom-1	Atom-2	Interatomic distance (Å)	Clash overlap (Å)
1:E:480:VAL:HB	1:E:505:SER:OG	1.15	1.29
1:J:459:ILE:HG23	1:J:474:THR:O	1.31	1.28
1:D:459:ILE:HG23	1:D:474:THR:O	1.31	1.27
1:D:480:VAL:HB	1:D:505:SER:OG	1.15	1.27
1:B:459:ILE:HG23	1:B:474:THR:O	1.31	1.26
1:I:459:ILE:HG23	1:I:474:THR:O	1.31	1.26
1:M:480:VAL:HB	1:M:505:SER:OG	1.15	1.26
1:B:481:GLY:N	1:B:505:SER:CB	1.88	1.25
1:M:459:ILE:HG23	1:M:474:THR:O	1.31	1.25
1:A:459:ILE:HG23	1:A:474:THR:O	1.31	1.25
1:K:459:ILE:HG23	1:K:474:THR:O	1.31	1.25
1:N:480:VAL:HB	1:N:505:SER:OG	1.15	1.25
1:O:481:GLY:N	1:O:505:SER:CB	1.88	1.25
1:C:481:GLY:N	1:C:505:SER:CB	1.88	1.24
1:L:459:ILE:HG23	1:L:474:THR:O	1.31	1.24
1:O:480:VAL:HB	1:O:505:SER:OG	1.15	1.24
1:F:459:ILE:HG23	1:F:474:THR:O	1.31	1.24
1:C:480:VAL:HB	1:C:505:SER:OG	1.15	1.24
1:G:459:ILE:HG23	1:G:474:THR:O	1.31	1.24
1:C:459:ILE:HG23	1:C:474:THR:O	1.31	1.24
1:N:459:ILE:HG23	1:N:474:THR:O	1.31	1.24
1:A:481:GLY:N	1:A:505:SER:CB	1.88	1.23
1:O:459:ILE:HG23	1:O:474:THR:O	1.31	1.23
1:D:481:GLY:N	1:D:505:SER:CB	1.88	1.22
1:H:459:ILE:HG23	1:H:474:THR:O	1.31	1.22
1:N:481:GLY:N	1:N:505:SER:CB	1.88	1.22
1:A:234:VAL:O	1:B:209:ARG:NH1	1.72	1.22
1:B:234:VAL:O	1:C:209:ARG:NH1	1.72	1.22
1:E:481:GLY:N	1:E:505:SER:CB	1.88	1.21
1:M:234:VAL:O	1:N:209:ARG:NH1	1.72	1.21
1:E:459:ILE:HG23	1:E:474:THR:O	1.31	1.21
1:I:234:VAL:O	1:J:209:ARG:NH1	1.72	1.21
1:N:234:VAL:O	1:O:209:ARG:NH1	1.72	1.21
1:B:480:VAL:HB	1:B:505:SER:OG	1.15	1.21
1:F:234:VAL:O	1:G:209:ARG:NH1	1.72	1.20
1:H:234:VAL:O	1:I:209:ARG:NH1	1.72	1.20
1:M:481:GLY:N	1:M:505:SER:CB	1.88	1.20
1:J:234:VAL:O	1:K:209:ARG:NH1	1.72	1.20
1:L:480:VAL:HB	1:L:505:SER:OG	1.15	1.20
1:C:234:VAL:O	1:D:209:ARG:NH1	1.72	1.20
1:E:234:VAL:O	1:F:209:ARG:NH1	1.72	1.20

Continued on next page...

Continued from previous page...

Atom-1	Atom-2	Interatomic distance (Å)	Clash overlap (Å)
1:L:234:VAL:O	1:M:209:ARG:NH1	1.72	1.20
1:A:209:ARG:NH1	1:O:234:VAL:O	1.72	1.20
1:G:234:VAL:O	1:H:209:ARG:NH1	1.72	1.19
1:A:480:VAL:HB	1:A:505:SER:OG	1.15	1.19
1:D:234:VAL:O	1:E:209:ARG:NH1	1.72	1.19
1:L:481:GLY:N	1:L:505:SER:CB	1.88	1.18
1:K:480:VAL:HB	1:K:505:SER:OG	1.15	1.18
1:F:481:GLY:N	1:F:505:SER:CB	1.88	1.17
1:E:459:ILE:HG21	1:E:473:GLN:HB2	1.27	1.17
1:K:234:VAL:O	1:L:209:ARG:NH1	1.72	1.17
1:G:481:GLY:N	1:G:505:SER:CB	1.88	1.17
1:G:459:ILE:HG21	1:G:473:GLN:HB2	1.27	1.17
1:J:480:VAL:HB	1:J:505:SER:OG	1.15	1.16
1:J:481:GLY:N	1:J:505:SER:CB	1.88	1.15
1:H:481:GLY:N	1:H:505:SER:CB	1.88	1.15
1:K:481:GLY:N	1:K:505:SER:CB	1.88	1.15
1:B:459:ILE:HG21	1:B:473:GLN:HB2	1.27	1.14
1:C:459:ILE:HG21	1:C:473:GLN:HB2	1.27	1.14
1:I:481:GLY:N	1:I:505:SER:CB	1.88	1.14
1:I:459:ILE:HG21	1:I:473:GLN:HB2	1.27	1.14
1:H:459:ILE:HG21	1:H:473:GLN:HB2	1.27	1.13
1:J:167:ILE:HA	1:J:215:ILE:O	1.49	1.12
1:J:459:ILE:HG21	1:J:473:GLN:HB2	1.27	1.12
1:O:459:ILE:HG21	1:O:473:GLN:HB2	1.27	1.12
1:D:459:ILE:HG21	1:D:473:GLN:HB2	1.27	1.12
1:I:167:ILE:HA	1:I:215:ILE:O	1.49	1.12
1:D:167:ILE:HA	1:D:215:ILE:O	1.49	1.12
1:K:167:ILE:HA	1:K:215:ILE:O	1.49	1.12
1:A:459:ILE:HG21	1:A:473:GLN:HB2	1.27	1.11
1:C:167:ILE:HA	1:C:215:ILE:O	1.49	1.11
1:E:167:ILE:HA	1:E:215:ILE:O	1.49	1.11
1:H:167:ILE:HA	1:H:215:ILE:O	1.49	1.10
1:K:459:ILE:HG21	1:K:473:GLN:HB2	1.27	1.10
1:B:167:ILE:HA	1:B:215:ILE:O	1.49	1.10
1:L:167:ILE:HA	1:L:215:ILE:O	1.49	1.10
1:M:459:ILE:HG21	1:M:473:GLN:HB2	1.27	1.10
1:L:459:ILE:HG21	1:L:473:GLN:HB2	1.27	1.10
1:A:167:ILE:HA	1:A:215:ILE:O	1.49	1.09
1:N:459:ILE:HG21	1:N:473:GLN:HB2	1.27	1.09
1:F:167:ILE:HA	1:F:215:ILE:O	1.49	1.09
1:F:459:ILE:HG21	1:F:473:GLN:HB2	1.27	1.09

Continued on next page...

Continued from previous page...

Atom-1	Atom-2	Interatomic distance (Å)	Clash overlap (Å)
1:H:612:GLU:HG3	1:I:642:PHE:CE2	1.88	1.09
1:K:612:GLU:HG3	1:L:642:PHE:CE2	1.88	1.09
1:M:612:GLU:HG3	1:N:642:PHE:CE2	1.88	1.09
1:G:507:VAL:HG13	1:G:507:VAL:O	1.53	1.09
1:L:612:GLU:HG3	1:M:642:PHE:CE2	1.88	1.09
1:I:612:GLU:HG3	1:J:642:PHE:CE2	1.88	1.08
1:O:167:ILE:HA	1:O:215:ILE:O	1.49	1.08
1:G:167:ILE:HA	1:G:215:ILE:O	1.49	1.08
1:N:167:ILE:HA	1:N:215:ILE:O	1.49	1.08
1:A:642:PHE:CE2	1:O:612:GLU:HG3	1.88	1.08
1:J:612:GLU:HG3	1:K:642:PHE:CE2	1.88	1.08
1:M:167:ILE:HA	1:M:215:ILE:O	1.49	1.08
1:D:612:GLU:HG3	1:E:642:PHE:CE2	1.88	1.08
1:F:507:VAL:O	1:F:507:VAL:HG13	1.53	1.08
1:M:507:VAL:HG13	1:M:507:VAL:O	1.53	1.08
1:C:612:GLU:HG3	1:D:642:PHE:CE2	1.88	1.08
1:F:612:GLU:HG3	1:G:642:PHE:CE2	1.88	1.08
1:G:612:GLU:HG3	1:H:642:PHE:CE2	1.88	1.08
1:L:507:VAL:HG13	1:L:507:VAL:O	1.53	1.08
1:N:612:GLU:HG3	1:O:642:PHE:CE2	1.88	1.08
1:A:612:GLU:HG3	1:B:642:PHE:CE2	1.88	1.07
1:A:458:VAL:O	1:A:476:ASP:N	1.87	1.07
1:B:507:VAL:HG13	1:B:507:VAL:O	1.53	1.07
1:C:458:VAL:O	1:C:476:ASP:N	1.87	1.07
1:D:458:VAL:O	1:D:476:ASP:N	1.87	1.07
1:H:507:VAL:O	1:H:507:VAL:HG13	1.53	1.07
1:D:479:GLU:OE1	1:D:479:GLU:N	1.88	1.07
1:E:612:GLU:HG3	1:F:642:PHE:CE2	1.88	1.07
1:F:479:GLU:OE1	1:F:479:GLU:N	1.88	1.07
1:J:458:VAL:O	1:J:476:ASP:N	1.87	1.07
1:B:612:GLU:HG3	1:C:642:PHE:CE2	1.88	1.07
1:I:458:VAL:O	1:I:476:ASP:N	1.87	1.07
1:B:479:GLU:OE1	1:B:479:GLU:N	1.88	1.06
1:F:458:VAL:O	1:F:476:ASP:N	1.87	1.06
1:K:459:ILE:CG2	1:K:474:THR:O	2.03	1.06
1:M:459:ILE:CG2	1:M:474:THR:O	2.03	1.06
1:B:458:VAL:O	1:B:476:ASP:N	1.87	1.06
1:C:507:VAL:O	1:C:507:VAL:HG13	1.53	1.06
1:H:459:ILE:CG2	1:H:474:THR:O	2.03	1.06
1:K:507:VAL:O	1:K:507:VAL:HG13	1.53	1.06
1:N:507:VAL:O	1:N:507:VAL:HG13	1.53	1.06

Continued on next page...

Continued from previous page...

Atom-1	Atom-2	Interatomic distance (Å)	Clash overlap (Å)
1:A:507:VAL:O	1:A:507:VAL:HG13	1.53	1.06
1:F:459:ILE:CG2	1:F:474:THR:O	2.03	1.06
1:G:459:ILE:CG2	1:G:474:THR:O	2.03	1.06
1:H:479:GLU:N	1:H:479:GLU:OE1	1.88	1.06
1:I:459:ILE:CG2	1:I:474:THR:O	2.03	1.06
1:J:459:ILE:CG2	1:J:474:THR:O	2.03	1.06
1:N:458:VAL:O	1:N:476:ASP:N	1.87	1.06
1:A:235:GLU:OE1	1:A:235:GLU:N	1.89	1.06
1:E:235:GLU:OE1	1:E:235:GLU:N	1.89	1.06
1:E:459:ILE:CG2	1:E:474:THR:O	2.03	1.06
1:L:459:ILE:CG2	1:L:474:THR:O	2.03	1.06
1:M:458:VAL:O	1:M:476:ASP:N	1.87	1.06
1:O:459:ILE:CG2	1:O:474:THR:O	2.03	1.06
1:A:459:ILE:CG2	1:A:474:THR:O	2.03	1.06
1:B:235:GLU:OE1	1:B:235:GLU:N	1.89	1.06
1:C:459:ILE:CG2	1:C:474:THR:O	2.03	1.06
1:I:479:GLU:OE1	1:I:479:GLU:N	1.88	1.06
1:N:459:ILE:CG2	1:N:474:THR:O	2.03	1.06
1:E:458:VAL:O	1:E:476:ASP:N	1.87	1.05
1:E:479:GLU:N	1:E:479:GLU:OE1	1.88	1.05
1:G:479:GLU:OE1	1:G:479:GLU:N	1.88	1.05
1:K:458:VAL:O	1:K:476:ASP:N	1.87	1.05
1:L:458:VAL:O	1:L:476:ASP:N	1.87	1.05
1:M:235:GLU:OE1	1:M:235:GLU:N	1.89	1.05
1:F:235:GLU:N	1:F:235:GLU:OE1	1.89	1.05
1:L:235:GLU:OE1	1:L:235:GLU:N	1.89	1.05
1:D:235:GLU:OE1	1:D:235:GLU:N	1.89	1.05
1:D:459:ILE:CG2	1:D:474:THR:O	2.03	1.05
1:H:458:VAL:O	1:H:476:ASP:N	1.87	1.05
1:O:235:GLU:OE1	1:O:235:GLU:N	1.89	1.05
1:E:507:VAL:HG13	1:E:507:VAL:O	1.53	1.05
1:K:479:GLU:N	1:K:479:GLU:OE1	1.88	1.05
1:M:479:GLU:OE1	1:M:479:GLU:N	1.88	1.05
1:N:479:GLU:OE1	1:N:479:GLU:N	1.88	1.05
1:O:458:VAL:O	1:O:476:ASP:N	1.87	1.05
1:B:459:ILE:CG2	1:B:474:THR:O	2.03	1.04
1:G:458:VAL:O	1:G:476:ASP:N	1.87	1.04
1:I:235:GLU:OE1	1:I:235:GLU:N	1.89	1.04
1:N:235:GLU:N	1:N:235:GLU:OE1	1.89	1.04
1:A:479:GLU:OE1	1:A:479:GLU:N	1.88	1.04
1:C:235:GLU:N	1:C:235:GLU:OE1	1.89	1.04

Continued on next page...

Continued from previous page...

Atom-1	Atom-2	Interatomic distance (Å)	Clash overlap (Å)
1:C:479:GLU:N	1:C:479:GLU:OE1	1.88	1.04
1:H:235:GLU:OE1	1:H:235:GLU:N	1.89	1.04
1:J:479:GLU:OE1	1:J:479:GLU:N	1.88	1.04
1:O:479:GLU:OE1	1:O:479:GLU:N	1.88	1.04
1:I:507:VAL:O	1:I:507:VAL:HG13	1.53	1.04
1:J:507:VAL:HG13	1:J:507:VAL:O	1.53	1.04
1:D:507:VAL:HG13	1:D:507:VAL:O	1.53	1.04
1:J:235:GLU:OE1	1:J:235:GLU:N	1.89	1.04
1:K:235:GLU:N	1:K:235:GLU:OE1	1.89	1.03
1:L:479:GLU:OE1	1:L:479:GLU:N	1.88	1.03
1:O:507:VAL:HG13	1:O:507:VAL:O	1.53	1.03
1:G:235:GLU:OE1	1:G:235:GLU:N	1.89	1.03
1:O:324:ALA:O	1:O:437:SER:HB2	1.60	1.01
1:A:324:ALA:O	1:A:437:SER:HB2	1.60	1.01
1:K:324:ALA:O	1:K:437:SER:HB2	1.60	1.01
1:N:324:ALA:O	1:N:437:SER:HB2	1.60	1.01
1:B:324:ALA:O	1:B:437:SER:HB2	1.60	1.01
1:G:324:ALA:O	1:G:437:SER:HB2	1.60	1.01
1:H:105:VAL:O	1:H:140:ILE:HB	1.61	1.01
1:J:324:ALA:O	1:J:437:SER:HB2	1.60	1.01
1:L:105:VAL:O	1:L:140:ILE:HB	1.61	1.01
1:I:105:VAL:O	1:I:140:ILE:HB	1.61	1.01
1:M:324:ALA:O	1:M:437:SER:HB2	1.60	1.01
1:C:324:ALA:O	1:C:437:SER:HB2	1.60	1.00
1:E:105:VAL:O	1:E:140:ILE:HB	1.61	1.00
1:F:105:VAL:O	1:F:140:ILE:HB	1.61	1.00
1:F:324:ALA:O	1:F:437:SER:HB2	1.60	1.00
1:M:105:VAL:O	1:M:140:ILE:HB	1.61	1.00
1:D:612:GLU:HG3	1:E:642:PHE:HE2	1.23	1.00
1:G:105:VAL:O	1:G:140:ILE:HB	1.61	1.00
1:L:324:ALA:O	1:L:437:SER:HB2	1.60	1.00
1:N:105:VAL:O	1:N:140:ILE:HB	1.61	1.00
1:D:105:VAL:O	1:D:140:ILE:HB	1.61	1.00
1:F:612:GLU:HG3	1:G:642:PHE:HE2	1.22	1.00
1:K:105:VAL:O	1:K:140:ILE:HB	1.61	1.00
1:D:324:ALA:O	1:D:437:SER:HB2	1.60	0.99
1:O:105:VAL:O	1:O:140:ILE:HB	1.61	0.99
1:E:612:GLU:HG3	1:F:642:PHE:HE2	1.22	0.99
1:C:105:VAL:O	1:C:140:ILE:HB	1.61	0.99
1:H:324:ALA:O	1:H:437:SER:HB2	1.60	0.99
1:A:105:VAL:O	1:A:140:ILE:HB	1.61	0.99

Continued on next page...

Continued from previous page...

Atom-1	Atom-2	Interatomic distance (Å)	Clash overlap (Å)
1:B:105:VAL:O	1:B:140:ILE:HB	1.61	0.99
1:I:324:ALA:O	1:I:437:SER:HB2	1.60	0.98
1:J:105:VAL:O	1:J:140:ILE:HB	1.61	0.98
1:I:612:GLU:HG3	1:J:642:PHE:HE2	1.22	0.98
1:I:456:VAL:HG23	1:I:457:PRO:HD2	1.46	0.98
1:J:456:VAL:HG23	1:J:457:PRO:HD2	1.46	0.98
1:E:324:ALA:O	1:E:437:SER:HB2	1.60	0.98
1:K:456:VAL:HG23	1:K:457:PRO:HD2	1.46	0.98
1:H:456:VAL:HG23	1:H:457:PRO:HD2	1.46	0.98
1:L:456:VAL:HG23	1:L:457:PRO:HD2	1.46	0.98
1:O:456:VAL:HG23	1:O:457:PRO:HD2	1.46	0.98
1:B:612:GLU:HG3	1:C:642:PHE:HE2	1.22	0.97
1:M:456:VAL:HG23	1:M:457:PRO:HD2	1.46	0.97
1:N:456:VAL:HG23	1:N:457:PRO:HD2	1.46	0.97
1:A:456:VAL:HG23	1:A:457:PRO:HD2	1.46	0.97
1:G:456:VAL:HG23	1:G:457:PRO:HD2	1.46	0.97
1:G:612:GLU:HG3	1:H:642:PHE:HE2	1.23	0.97
1:B:456:VAL:HG23	1:B:457:PRO:HD2	1.46	0.97
1:L:612:GLU:HG3	1:M:642:PHE:HE2	1.22	0.96
1:C:456:VAL:HG23	1:C:457:PRO:HD2	1.46	0.96
1:F:456:VAL:HG23	1:F:457:PRO:HD2	1.46	0.96
1:D:456:VAL:HG23	1:D:457:PRO:HD2	1.46	0.96
1:N:612:GLU:HG3	1:O:642:PHE:HE2	1.22	0.96
1:A:480:VAL:C	1:A:505:SER:OG	2.05	0.96
1:E:456:VAL:HG23	1:E:457:PRO:HD2	1.46	0.95
1:O:480:VAL:C	1:O:505:SER:OG	2.05	0.95
1:B:480:VAL:C	1:B:505:SER:OG	2.05	0.95
1:E:480:VAL:C	1:E:505:SER:OG	2.05	0.95
1:D:480:VAL:C	1:D:505:SER:OG	2.05	0.95
1:F:480:VAL:C	1:F:505:SER:OG	2.05	0.95
1:K:612:GLU:HG3	1:L:642:PHE:HE2	1.22	0.94
1:N:480:VAL:C	1:N:505:SER:OG	2.05	0.94
1:C:480:VAL:C	1:C:505:SER:OG	2.05	0.94
1:L:480:VAL:C	1:L:505:SER:OG	2.05	0.94
1:G:480:VAL:C	1:G:505:SER:OG	2.05	0.94
1:H:480:VAL:C	1:H:505:SER:OG	2.05	0.94
1:K:480:VAL:C	1:K:505:SER:OG	2.05	0.94
1:J:612:GLU:HG3	1:K:642:PHE:HE2	1.22	0.94
1:M:480:VAL:C	1:M:505:SER:OG	2.05	0.94
1:J:480:VAL:C	1:J:505:SER:OG	2.05	0.93
1:M:612:GLU:HG3	1:N:642:PHE:HE2	1.23	0.93

Continued on next page...

Continued from previous page...

Atom-1	Atom-2	Interatomic distance (Å)	Clash overlap (Å)
1:I:480:VAL:C	1:I:505:SER:OG	2.05	0.93
1:J:609:PHE:CG	1:K:639:ILE:CD1	2.52	0.93
1:A:612:GLU:HG3	1:B:642:PHE:HE2	1.23	0.93
1:H:609:PHE:CG	1:I:639:ILE:CD1	2.52	0.93
1:L:609:PHE:CG	1:M:639:ILE:CD1	2.52	0.93
1:N:218:ASP:HB2	1:N:221:VAL:H	1.34	0.93
1:A:642:PHE:HE2	1:O:612:GLU:HG3	1.23	0.93
1:C:609:PHE:CD2	1:D:639:ILE:HD11	2.04	0.93
1:H:612:GLU:HG3	1:I:642:PHE:HE2	1.23	0.93
1:O:218:ASP:HB2	1:O:221:VAL:H	1.34	0.93
1:M:218:ASP:HB2	1:M:221:VAL:H	1.34	0.93
1:A:218:ASP:HB2	1:A:221:VAL:H	1.34	0.93
1:C:609:PHE:CG	1:D:639:ILE:CD1	2.52	0.93
1:K:609:PHE:CG	1:L:639:ILE:CD1	2.52	0.93
1:A:609:PHE:CD2	1:B:639:ILE:HD11	2.04	0.92
1:A:609:PHE:CG	1:B:639:ILE:CD1	2.52	0.92
1:F:609:PHE:CD2	1:G:639:ILE:HD11	2.04	0.92
1:K:609:PHE:CD2	1:L:639:ILE:HD11	2.04	0.92
1:L:218:ASP:HB2	1:L:221:VAL:H	1.34	0.92
1:M:609:PHE:CG	1:N:639:ILE:CD1	2.52	0.92
1:B:609:PHE:CG	1:C:639:ILE:CD1	2.52	0.92
1:J:609:PHE:CD2	1:K:639:ILE:HD11	2.04	0.92
1:I:609:PHE:CG	1:J:639:ILE:CD1	2.52	0.92
1:A:639:ILE:HD11	1:O:609:PHE:CD2	2.04	0.92
1:D:609:PHE:CD2	1:E:639:ILE:HD11	2.04	0.92
1:D:609:PHE:CG	1:E:639:ILE:CD1	2.52	0.92
1:E:609:PHE:CG	1:F:639:ILE:CD1	2.52	0.92
1:C:612:GLU:HG3	1:D:642:PHE:HE2	1.23	0.92
1:N:609:PHE:CG	1:O:639:ILE:CD1	2.52	0.92
1:A:639:ILE:CD1	1:O:609:PHE:CG	2.52	0.92
1:B:218:ASP:HB2	1:B:221:VAL:H	1.34	0.92
1:B:609:PHE:CD2	1:C:639:ILE:HD11	2.04	0.92
1:E:609:PHE:CD2	1:F:639:ILE:HD11	2.04	0.92
1:F:609:PHE:CG	1:G:639:ILE:CD1	2.52	0.92
1:N:506:ASN:HD22	1:N:507:VAL:N	1.68	0.92
1:K:218:ASP:HB2	1:K:221:VAL:H	1.34	0.92
1:K:506:ASN:HD22	1:K:507:VAL:N	1.68	0.92
1:D:218:ASP:HB2	1:D:221:VAL:H	1.34	0.92
1:I:609:PHE:CD2	1:J:639:ILE:HD11	2.04	0.92
1:G:218:ASP:HB2	1:G:221:VAL:H	1.34	0.92
1:B:506:ASN:HD22	1:B:507:VAL:N	1.68	0.91

Continued on next page...

Continued from previous page...

Atom-1	Atom-2	Interatomic distance (Å)	Clash overlap (Å)
1:F:218:ASP:HB2	1:F:221:VAL:H	1.34	0.91
1:N:458:VAL:O	1:N:475:VAL:HA	1.70	0.91
1:O:458:VAL:O	1:O:475:VAL:HA	1.70	0.91
1:D:458:VAL:O	1:D:475:VAL:HA	1.70	0.91
1:H:506:ASN:HD22	1:H:507:VAL:N	1.68	0.91
1:I:458:VAL:O	1:I:475:VAL:HA	1.70	0.91
1:I:506:ASN:HD22	1:I:507:VAL:N	1.68	0.91
1:L:506:ASN:HD22	1:L:507:VAL:N	1.68	0.91
1:I:218:ASP:HB2	1:I:221:VAL:H	1.34	0.91
1:M:609:PHE:CD2	1:N:639:ILE:HD11	2.04	0.91
1:O:506:ASN:HD22	1:O:507:VAL:N	1.68	0.91
1:G:609:PHE:CG	1:H:639:ILE:CD1	2.52	0.91
1:H:218:ASP:HB2	1:H:221:VAL:H	1.34	0.91
1:G:609:PHE:CD2	1:H:639:ILE:HD11	2.04	0.91
1:H:458:VAL:O	1:H:475:VAL:HA	1.70	0.91
1:H:609:PHE:CD2	1:I:639:ILE:HD11	2.04	0.91
1:J:458:VAL:O	1:J:475:VAL:HA	1.70	0.91
1:L:609:PHE:CD2	1:M:639:ILE:HD11	2.04	0.91
1:B:458:VAL:O	1:B:475:VAL:HA	1.70	0.91
1:E:218:ASP:HB2	1:E:221:VAL:H	1.34	0.91
1:E:506:ASN:HD22	1:E:507:VAL:N	1.68	0.91
1:G:458:VAL:O	1:G:475:VAL:HA	1.70	0.91
1:C:218:ASP:HB2	1:C:221:VAL:H	1.34	0.91
1:C:506:ASN:HD22	1:C:507:VAL:N	1.68	0.91
1:N:455:GLU:OE1	1:N:455:GLU:N	2.04	0.91
1:E:455:GLU:N	1:E:455:GLU:OE1	2.04	0.90
1:E:458:VAL:O	1:E:475:VAL:HA	1.70	0.90
1:F:506:ASN:HD22	1:F:507:VAL:N	1.68	0.90
1:J:218:ASP:HB2	1:J:221:VAL:H	1.34	0.90
1:M:458:VAL:O	1:M:475:VAL:HA	1.70	0.90
1:O:455:GLU:OE1	1:O:455:GLU:N	2.04	0.90
1:A:506:ASN:HD22	1:A:507:VAL:N	1.68	0.90
1:F:455:GLU:OE1	1:F:455:GLU:N	2.04	0.90
1:M:506:ASN:HD22	1:M:507:VAL:N	1.68	0.90
1:N:609:PHE:CD2	1:O:639:ILE:HD11	2.04	0.90
1:A:458:VAL:O	1:A:475:VAL:HA	1.70	0.90
1:D:455:GLU:OE1	1:D:455:GLU:N	2.04	0.90
1:F:458:VAL:O	1:F:475:VAL:HA	1.70	0.90
1:I:455:GLU:OE1	1:I:455:GLU:N	2.04	0.90
1:M:455:GLU:N	1:M:455:GLU:OE1	2.04	0.90
1:J:455:GLU:OE1	1:J:455:GLU:N	2.04	0.90

Continued on next page...

Continued from previous page...

Atom-1	Atom-2	Interatomic distance (Å)	Clash overlap (Å)
1:K:458:VAL:O	1:K:475:VAL:HA	1.70	0.90
1:J:506:ASN:HD22	1:J:507:VAL:N	1.68	0.90
1:C:455:GLU:OE1	1:C:455:GLU:N	2.04	0.90
1:H:455:GLU:N	1:H:455:GLU:OE1	2.04	0.90
1:A:205:VAL:HB	1:A:214:LEU:HB2	1.54	0.90
1:A:455:GLU:OE1	1:A:455:GLU:N	2.04	0.90
1:B:205:VAL:HB	1:B:214:LEU:HB2	1.54	0.90
1:D:506:ASN:HD22	1:D:507:VAL:N	1.68	0.89
1:G:506:ASN:HD22	1:G:507:VAL:N	1.68	0.89
1:K:455:GLU:OE1	1:K:455:GLU:N	2.04	0.89
1:C:205:VAL:HB	1:C:214:LEU:HB2	1.54	0.89
1:C:458:VAL:O	1:C:475:VAL:HA	1.70	0.89
1:O:205:VAL:HB	1:O:214:LEU:HB2	1.54	0.89
1:G:455:GLU:OE1	1:G:455:GLU:N	2.04	0.89
1:L:458:VAL:O	1:L:475:VAL:HA	1.70	0.89
1:L:455:GLU:OE1	1:L:455:GLU:N	2.04	0.89
1:N:205:VAL:HB	1:N:214:LEU:HB2	1.54	0.89
1:A:328:GLU:OE1	1:A:521:ARG:NH1	2.06	0.89
1:B:455:GLU:OE1	1:B:455:GLU:N	2.04	0.89
1:L:328:GLU:OE1	1:L:521:ARG:NH1	2.06	0.89
1:D:205:VAL:HB	1:D:214:LEU:HB2	1.54	0.88
1:D:328:GLU:OE1	1:D:521:ARG:NH1	2.06	0.88
1:O:328:GLU:OE1	1:O:521:ARG:NH1	2.06	0.88
1:B:169:VAL:HG22	1:B:214:LEU:HD22	1.56	0.88
1:I:205:VAL:HB	1:I:214:LEU:HB2	1.54	0.88
1:M:328:GLU:OE1	1:M:521:ARG:NH1	2.06	0.88
1:H:205:VAL:HB	1:H:214:LEU:HB2	1.54	0.88
1:J:480:VAL:HA	1:J:505:SER:OG	1.74	0.88
1:M:205:VAL:HB	1:M:214:LEU:HB2	1.54	0.88
1:N:480:VAL:HA	1:N:505:SER:OG	1.73	0.88
1:E:328:GLU:OE1	1:E:521:ARG:NH1	2.06	0.88
1:K:328:GLU:OE1	1:K:521:ARG:NH1	2.06	0.88
1:D:169:VAL:HG22	1:D:214:LEU:HD22	1.56	0.88
1:O:480:VAL:HA	1:O:505:SER:OG	1.74	0.88
1:B:328:GLU:OE1	1:B:521:ARG:NH1	2.06	0.88
1:H:328:GLU:OE1	1:H:521:ARG:NH1	2.06	0.88
1:J:205:VAL:HB	1:J:214:LEU:HB2	1.54	0.88
1:K:122:LEU:HD23	1:K:125:ASN:HD22	1.39	0.88
1:O:169:VAL:HG22	1:O:214:LEU:HD22	1.56	0.88
1:C:169:VAL:HG22	1:C:214:LEU:HD22	1.56	0.88
1:C:328:GLU:OE1	1:C:521:ARG:NH1	2.06	0.88

Continued on next page...

Continued from previous page...

Atom-1	Atom-2	Interatomic distance (Å)	Clash overlap (Å)
1:E:169:VAL:HG22	1:E:214:LEU:HD22	1.56	0.88
1:G:205:VAL:HB	1:G:214:LEU:HB2	1.54	0.88
1:I:328:GLU:OE1	1:I:521:ARG:NH1	2.06	0.88
1:L:122:LEU:HD23	1:L:125:ASN:HD22	1.39	0.88
1:A:169:VAL:HG22	1:A:214:LEU:HD22	1.56	0.88
1:E:480:VAL:HA	1:E:505:SER:OG	1.74	0.88
1:K:480:VAL:HA	1:K:505:SER:OG	1.74	0.88
1:L:205:VAL:HB	1:L:214:LEU:HB2	1.54	0.88
1:D:480:VAL:HA	1:D:505:SER:OG	1.74	0.87
1:E:205:VAL:HB	1:E:214:LEU:HB2	1.54	0.87
1:C:480:VAL:HA	1:C:505:SER:OG	1.73	0.87
1:F:480:VAL:HA	1:F:505:SER:OG	1.74	0.87
1:I:480:VAL:HA	1:I:505:SER:OG	1.74	0.87
1:N:169:VAL:HG22	1:N:214:LEU:HD22	1.56	0.87
1:N:328:GLU:OE1	1:N:521:ARG:NH1	2.06	0.87
1:C:122:LEU:HD23	1:C:125:ASN:HD22	1.39	0.87
1:J:122:LEU:HD23	1:J:125:ASN:HD22	1.39	0.87
1:K:205:VAL:HB	1:K:214:LEU:HB2	1.54	0.87
1:F:122:LEU:HD23	1:F:125:ASN:HD22	1.39	0.87
1:G:328:GLU:OE1	1:G:521:ARG:NH1	2.06	0.87
1:E:122:LEU:HD23	1:E:125:ASN:HD22	1.39	0.87
1:J:328:GLU:OE1	1:J:521:ARG:NH1	2.06	0.87
1:D:122:LEU:HD23	1:D:125:ASN:HD22	1.39	0.87
1:F:328:GLU:OE1	1:F:521:ARG:NH1	2.06	0.87
1:G:480:VAL:HA	1:G:505:SER:OG	1.74	0.87
1:M:480:VAL:HA	1:M:505:SER:OG	1.74	0.87
1:A:480:VAL:HA	1:A:505:SER:OG	1.74	0.87
1:F:169:VAL:HG22	1:F:214:LEU:HD22	1.56	0.87
1:F:205:VAL:HB	1:F:214:LEU:HB2	1.54	0.87
1:G:122:LEU:HD23	1:G:125:ASN:HD22	1.39	0.87
1:G:169:VAL:HG22	1:G:214:LEU:HD22	1.56	0.87
1:M:122:LEU:HD23	1:M:125:ASN:HD22	1.39	0.86
1:B:122:LEU:HD23	1:B:125:ASN:HD22	1.39	0.86
1:B:480:VAL:HA	1:B:505:SER:OG	1.74	0.86
1:M:169:VAL:HG22	1:M:214:LEU:HD22	1.56	0.86
1:A:122:LEU:HD23	1:A:125:ASN:HD22	1.39	0.86
1:H:169:VAL:HG22	1:H:214:LEU:HD22	1.56	0.86
1:L:169:VAL:HG22	1:L:214:LEU:HD22	1.56	0.86
1:L:480:VAL:HA	1:L:505:SER:OG	1.74	0.86
1:B:473:GLN:OE1	1:B:473:GLN:N	2.09	0.86
1:I:122:LEU:HD23	1:I:125:ASN:HD22	1.39	0.86

Continued on next page...

Continued from previous page...

Atom-1	Atom-2	Interatomic distance (Å)	Clash overlap (Å)
1:K:473:GLN:OE1	1:K:473:GLN:N	2.09	0.86
1:A:473:GLN:OE1	1:A:473:GLN:N	2.09	0.85
1:H:122:LEU:HD23	1:H:125:ASN:HD22	1.39	0.85
1:J:169:VAL:HG22	1:J:214:LEU:HD22	1.56	0.85
1:K:169:VAL:HG22	1:K:214:LEU:HD22	1.56	0.85
1:H:480:VAL:HA	1:H:505:SER:OG	1.74	0.85
1:L:473:GLN:OE1	1:L:473:GLN:N	2.09	0.85
1:O:122:LEU:HD23	1:O:125:ASN:HD22	1.39	0.85
1:J:473:GLN:OE1	1:J:473:GLN:N	2.09	0.85
1:C:473:GLN:OE1	1:C:473:GLN:N	2.09	0.85
1:F:473:GLN:OE1	1:F:473:GLN:N	2.09	0.85
1:N:122:LEU:HD23	1:N:125:ASN:HD22	1.39	0.85
1:O:473:GLN:OE1	1:O:473:GLN:N	2.09	0.85
1:H:480:VAL:CA	1:H:505:SER:CB	2.55	0.85
1:N:480:VAL:CA	1:N:505:SER:CB	2.55	0.85
1:A:480:VAL:CA	1:A:505:SER:CB	2.55	0.85
1:I:169:VAL:HG22	1:I:214:LEU:HD22	1.56	0.85
1:K:480:VAL:CA	1:K:505:SER:CB	2.55	0.85
1:M:480:VAL:CA	1:M:505:SER:CB	2.55	0.85
1:G:473:GLN:OE1	1:G:473:GLN:N	2.09	0.85
1:J:480:VAL:CA	1:J:505:SER:CB	2.55	0.85
1:M:473:GLN:OE1	1:M:473:GLN:N	2.09	0.84
1:F:480:VAL:CA	1:F:505:SER:CB	2.55	0.84
1:I:480:VAL:CA	1:I:505:SER:CB	2.55	0.84
1:N:473:GLN:OE1	1:N:473:GLN:N	2.09	0.84
1:C:480:VAL:CA	1:C:505:SER:CB	2.55	0.84
1:H:473:GLN:OE1	1:H:473:GLN:N	2.09	0.84
1:O:480:VAL:CA	1:O:505:SER:CB	2.55	0.84
1:D:473:GLN:OE1	1:D:473:GLN:N	2.09	0.84
1:L:480:VAL:CA	1:L:505:SER:CB	2.55	0.84
1:B:480:VAL:CA	1:B:505:SER:CB	2.55	0.84
1:D:480:VAL:CA	1:D:505:SER:CB	2.55	0.84
1:E:480:VAL:CA	1:E:505:SER:CB	2.55	0.84
1:G:480:VAL:CA	1:G:505:SER:CB	2.55	0.84
1:B:203:LYS:N	1:B:216:SER:O	2.11	0.83
1:H:203:LYS:N	1:H:216:SER:O	2.11	0.83
1:J:203:LYS:N	1:J:216:SER:O	2.11	0.83
1:K:203:LYS:N	1:K:216:SER:O	2.11	0.83
1:L:203:LYS:N	1:L:216:SER:O	2.11	0.83
1:O:203:LYS:N	1:O:216:SER:O	2.11	0.83
1:I:203:LYS:N	1:I:216:SER:O	2.11	0.83

Continued on next page...

Continued from previous page...

Atom-1	Atom-2	Interatomic distance (Å)	Clash overlap (Å)
1:I:473:GLN:N	1:I:473:GLN:OE1	2.09	0.83
1:L:168:GLU:O	1:L:214:LEU:HA	1.79	0.83
1:C:203:LYS:N	1:C:216:SER:O	2.11	0.83
1:G:168:GLU:O	1:G:214:LEU:HA	1.79	0.83
1:G:203:LYS:N	1:G:216:SER:O	2.11	0.83
1:D:203:LYS:N	1:D:216:SER:O	2.11	0.82
1:I:168:GLU:O	1:I:214:LEU:HA	1.79	0.82
1:J:168:GLU:O	1:J:214:LEU:HA	1.79	0.82
1:E:203:LYS:N	1:E:216:SER:O	2.11	0.82
1:E:473:GLN:OE1	1:E:473:GLN:N	2.09	0.82
1:O:168:GLU:O	1:O:214:LEU:HA	1.79	0.82
1:F:168:GLU:O	1:F:214:LEU:HA	1.79	0.82
1:M:168:GLU:O	1:M:214:LEU:HA	1.79	0.82
1:M:203:LYS:N	1:M:216:SER:O	2.11	0.82
1:N:203:LYS:N	1:N:216:SER:O	2.11	0.82
1:H:480:VAL:HA	1:H:505:SER:CB	2.10	0.82
1:A:504:VAL:CG1	1:A:521:ARG:HG2	2.10	0.82
1:D:168:GLU:O	1:D:214:LEU:HA	1.79	0.82
1:D:507:VAL:O	1:D:507:VAL:CG1	2.28	0.82
1:F:203:LYS:N	1:F:216:SER:O	2.11	0.81
1:G:480:VAL:HA	1:G:505:SER:CB	2.10	0.81
1:M:504:VAL:CG1	1:M:521:ARG:HG2	2.10	0.81
1:O:480:VAL:HA	1:O:505:SER:CB	2.10	0.81
1:A:203:LYS:N	1:A:216:SER:O	2.11	0.81
1:A:480:VAL:HA	1:A:505:SER:CB	2.10	0.81
1:C:168:GLU:O	1:C:214:LEU:HA	1.79	0.81
1:E:168:GLU:O	1:E:214:LEU:HA	1.79	0.81
1:I:480:VAL:HA	1:I:505:SER:CB	2.10	0.81
1:J:480:VAL:HA	1:J:505:SER:CB	2.10	0.81
1:B:480:VAL:HA	1:B:505:SER:CB	2.10	0.81
1:C:480:VAL:HA	1:C:505:SER:CB	2.10	0.81
1:D:459:ILE:HA	1:D:474:THR:O	1.81	0.81
1:D:480:VAL:HA	1:D:505:SER:CB	2.10	0.81
1:D:504:VAL:CG1	1:D:521:ARG:HG2	2.10	0.81
1:E:480:VAL:HA	1:E:505:SER:CB	2.10	0.81
1:E:504:VAL:CG1	1:E:521:ARG:HG2	2.10	0.81
1:F:504:VAL:CG1	1:F:521:ARG:HG2	2.10	0.81
1:G:504:VAL:CG1	1:G:521:ARG:HG2	2.10	0.81
1:H:504:VAL:CG1	1:H:521:ARG:HG2	2.10	0.81
1:I:504:VAL:CG1	1:I:521:ARG:HG2	2.10	0.81
1:J:504:VAL:CG1	1:J:521:ARG:HG2	2.10	0.81

Continued on next page...

Continued from previous page...

Atom-1	Atom-2	Interatomic distance (Å)	Clash overlap (Å)
1:K:168:GLU:O	1:K:214:LEU:HA	1.79	0.81
1:K:504:VAL:CG1	1:K:521:ARG:HG2	2.10	0.81
1:L:504:VAL:CG1	1:L:521:ARG:HG2	2.10	0.81
1:N:168:GLU:O	1:N:214:LEU:HA	1.79	0.81
1:N:504:VAL:CG1	1:N:521:ARG:HG2	2.10	0.81
1:A:168:GLU:O	1:A:214:LEU:HA	1.79	0.81
1:E:507:VAL:O	1:E:507:VAL:CG1	2.28	0.81
1:F:480:VAL:HA	1:F:505:SER:CB	2.10	0.81
1:K:172:LEU:HD11	1:K:213:ILE:HG13	1.63	0.81
1:B:504:VAL:CG1	1:B:521:ARG:HG2	2.10	0.81
1:M:172:LEU:HD11	1:M:213:ILE:HG13	1.63	0.81
1:C:459:ILE:HA	1:C:474:THR:O	1.81	0.81
1:H:168:GLU:O	1:H:214:LEU:HA	1.79	0.81
1:O:504:VAL:CG1	1:O:521:ARG:HG2	2.10	0.81
1:E:459:ILE:HA	1:E:474:THR:O	1.81	0.81
1:K:480:VAL:HA	1:K:505:SER:CB	2.10	0.81
1:L:480:VAL:HA	1:L:505:SER:CB	2.10	0.81
1:C:640:GLN:O	1:C:643:ILE:HG22	1.81	0.81
1:D:640:GLN:O	1:D:643:ILE:HG22	1.81	0.81
1:N:480:VAL:HA	1:N:505:SER:CB	2.10	0.81
1:M:480:VAL:HA	1:M:505:SER:CB	2.10	0.81
1:F:459:ILE:HA	1:F:474:THR:O	1.81	0.80
1:N:640:GLN:O	1:N:643:ILE:HG22	1.81	0.80
1:I:172:LEU:HD11	1:I:213:ILE:HG13	1.63	0.80
1:L:640:GLN:O	1:L:643:ILE:HG22	1.81	0.80
1:O:172:LEU:HD11	1:O:213:ILE:HG13	1.63	0.80
1:B:168:GLU:O	1:B:214:LEU:HA	1.79	0.80
1:B:459:ILE:HA	1:B:474:THR:O	1.81	0.80
1:M:481:GLY:CA	1:M:505:SER:HB3	2.11	0.80
1:N:481:GLY:CA	1:N:505:SER:HB3	2.11	0.80
1:N:507:VAL:O	1:N:507:VAL:CG1	2.28	0.80
1:F:507:VAL:O	1:F:507:VAL:CG1	2.28	0.80
1:J:459:ILE:HA	1:J:474:THR:O	1.81	0.80
1:L:481:GLY:CA	1:L:505:SER:HB3	2.11	0.80
1:B:640:GLN:O	1:B:643:ILE:HG22	1.81	0.80
1:C:504:VAL:CG1	1:C:521:ARG:HG2	2.10	0.80
1:G:459:ILE:HA	1:G:474:THR:O	1.81	0.80
1:H:481:GLY:CA	1:H:505:SER:HB3	2.11	0.80
1:I:459:ILE:HA	1:I:474:THR:O	1.81	0.80
1:I:481:GLY:CA	1:I:505:SER:HB3	2.11	0.80
1:K:640:GLN:O	1:K:643:ILE:HG22	1.81	0.80

Continued on next page...

Continued from previous page...

Atom-1	Atom-2	Interatomic distance (Å)	Clash overlap (Å)
1:O:481:GLY:CA	1:O:505:SER:HB3	2.11	0.80
1:D:481:GLY:CA	1:D:505:SER:HB3	2.11	0.80
1:H:640:GLN:O	1:H:643:ILE:HG22	1.81	0.80
1:J:640:GLN:O	1:J:643:ILE:HG22	1.81	0.80
1:E:481:GLY:CA	1:E:505:SER:HB3	2.11	0.80
1:E:640:GLN:O	1:E:643:ILE:HG22	1.81	0.80
1:H:459:ILE:HA	1:H:474:THR:O	1.81	0.80
1:I:640:GLN:O	1:I:643:ILE:HG22	1.81	0.80
1:J:480:VAL:C	1:J:505:SER:CB	2.50	0.80
1:K:368:GLU:HG3	1:K:399:LYS:HD2	1.64	0.80
1:K:459:ILE:HA	1:K:474:THR:O	1.81	0.80
1:K:481:GLY:CA	1:K:505:SER:HB3	2.11	0.80
1:L:480:VAL:C	1:L:505:SER:CB	2.50	0.80
1:F:481:GLY:CA	1:F:505:SER:HB3	2.11	0.80
1:I:480:VAL:C	1:I:505:SER:CB	2.50	0.80
1:J:481:GLY:CA	1:J:505:SER:HB3	2.11	0.80
1:L:459:ILE:HA	1:L:474:THR:O	1.81	0.80
1:A:481:GLY:CA	1:A:505:SER:HB3	2.11	0.80
1:A:640:GLN:O	1:A:643:ILE:HG22	1.81	0.80
1:M:459:ILE:HA	1:M:474:THR:O	1.81	0.80
1:A:172:LEU:HD11	1:A:213:ILE:HG13	1.63	0.80
1:G:480:VAL:C	1:G:505:SER:CB	2.50	0.80
1:G:640:GLN:O	1:G:643:ILE:HG22	1.81	0.80
1:M:640:GLN:O	1:M:643:ILE:HG22	1.81	0.80
1:N:459:ILE:HA	1:N:474:THR:O	1.81	0.80
1:O:507:VAL:O	1:O:507:VAL:CG1	2.28	0.80
1:A:459:ILE:HA	1:A:474:THR:O	1.81	0.79
1:G:481:GLY:CA	1:G:505:SER:HB3	2.11	0.79
1:C:480:VAL:C	1:C:505:SER:CB	2.50	0.79
1:O:459:ILE:HA	1:O:474:THR:O	1.81	0.79
1:B:481:GLY:CA	1:B:505:SER:HB3	2.11	0.79
1:H:172:LEU:HD11	1:H:213:ILE:HG13	1.63	0.79
1:J:507:VAL:O	1:J:507:VAL:CG1	2.28	0.79
1:L:459:ILE:CG2	1:L:473:GLN:HB2	2.12	0.79
1:C:172:LEU:HD11	1:C:213:ILE:HG13	1.63	0.79
1:J:368:GLU:HG3	1:J:399:LYS:HD2	1.64	0.79
1:L:368:GLU:HG3	1:L:399:LYS:HD2	1.64	0.79
1:M:480:VAL:C	1:M:505:SER:CB	2.50	0.79
1:N:172:LEU:HD11	1:N:213:ILE:HG13	1.63	0.79
1:B:480:VAL:C	1:B:505:SER:CB	2.50	0.79
1:F:172:LEU:HD11	1:F:213:ILE:HG13	1.63	0.79

Continued on next page...

Continued from previous page...

Atom-1	Atom-2	Interatomic distance (Å)	Clash overlap (Å)
1:O:640:GLN:O	1:O:643:ILE:HG22	1.81	0.79
1:H:368:GLU:HG3	1:H:399:LYS:HD2	1.64	0.79
1:L:172:LEU:HD11	1:L:213:ILE:HG13	1.63	0.79
1:N:368:GLU:HG3	1:N:399:LYS:HD2	1.64	0.79
1:B:368:GLU:HG3	1:B:399:LYS:HD2	1.64	0.79
1:C:481:GLY:CA	1:C:505:SER:HB3	2.11	0.79
1:H:480:VAL:C	1:H:505:SER:CB	2.50	0.79
1:J:172:LEU:HD11	1:J:213:ILE:HG13	1.63	0.79
1:O:480:VAL:C	1:O:505:SER:CB	2.50	0.79
1:A:507:VAL:O	1:A:507:VAL:CG1	2.28	0.79
1:E:368:GLU:HG3	1:E:399:LYS:HD2	1.64	0.79
1:E:480:VAL:C	1:E:505:SER:CB	2.50	0.79
1:F:640:GLN:O	1:F:643:ILE:HG22	1.81	0.79
1:G:507:VAL:O	1:G:507:VAL:CG1	2.28	0.78
1:K:459:ILE:CG2	1:K:473:GLN:HB2	2.12	0.78
1:A:480:VAL:C	1:A:505:SER:CB	2.50	0.78
1:A:624:PRO:HB2	1:O:435:LEU:HD13	1.65	0.78
1:C:368:GLU:HG3	1:C:399:LYS:HD2	1.64	0.78
1:D:368:GLU:HG3	1:D:399:LYS:HD2	1.64	0.78
1:G:368:GLU:HG3	1:G:399:LYS:HD2	1.64	0.78
1:O:368:GLU:HG3	1:O:399:LYS:HD2	1.64	0.78
1:O:459:ILE:CG2	1:O:473:GLN:HB2	2.12	0.78
1:K:480:VAL:C	1:K:505:SER:CB	2.50	0.78
1:D:480:VAL:C	1:D:505:SER:CB	2.50	0.78
1:E:172:LEU:HD11	1:E:213:ILE:HG13	1.63	0.78
1:F:480:VAL:C	1:F:505:SER:CB	2.50	0.78
1:F:552:VAL:HG21	1:F:555:LEU:HB2	1.66	0.78
1:H:435:LEU:HD13	1:I:624:PRO:HB2	1.65	0.78
1:M:368:GLU:HG3	1:M:399:LYS:HD2	1.64	0.78
1:B:435:LEU:HD13	1:C:624:PRO:HB2	1.65	0.78
1:I:368:GLU:HG3	1:I:399:LYS:HD2	1.64	0.78
1:D:172:LEU:HD11	1:D:213:ILE:HG13	1.63	0.78
1:G:172:LEU:HD11	1:G:213:ILE:HG13	1.63	0.78
1:I:435:LEU:HD13	1:J:624:PRO:HB2	1.65	0.78
1:D:552:VAL:HG21	1:D:555:LEU:HB2	1.66	0.78
1:G:552:VAL:HG21	1:G:555:LEU:HB2	1.66	0.78
1:M:435:LEU:HD13	1:N:624:PRO:HB2	1.65	0.78
1:B:172:LEU:HD11	1:B:213:ILE:HG13	1.63	0.78
1:C:552:VAL:HG21	1:C:555:LEU:HB2	1.66	0.78
1:F:435:LEU:HD13	1:G:624:PRO:HB2	1.65	0.78
1:K:507:VAL:O	1:K:507:VAL:CG1	2.28	0.78

Continued on next page...

Continued from previous page...

Atom-1	Atom-2	Interatomic distance (Å)	Clash overlap (Å)
1:D:139:ILE:HG22	1:D:140:ILE:H	1.50	0.77
1:G:435:LEU:HD13	1:H:624:PRO:HB2	1.65	0.77
1:I:139:ILE:HG22	1:I:140:ILE:H	1.49	0.77
1:C:435:LEU:HD13	1:D:624:PRO:HB2	1.65	0.77
1:H:459:ILE:CG2	1:H:473:GLN:HB2	2.12	0.77
1:B:459:ILE:CG2	1:B:473:GLN:HB2	2.12	0.77
1:B:507:VAL:O	1:B:507:VAL:CG1	2.28	0.77
1:C:459:ILE:CG2	1:C:473:GLN:HB2	2.12	0.77
1:E:504:VAL:HG13	1:E:521:ARG:HD3	1.67	0.77
1:E:552:VAL:HG21	1:E:555:LEU:HB2	1.66	0.77
1:C:504:VAL:HG13	1:C:521:ARG:HD3	1.67	0.77
1:H:139:ILE:HG22	1:H:140:ILE:H	1.50	0.77
1:L:504:VAL:HG13	1:L:521:ARG:HD3	1.67	0.77
1:N:480:VAL:C	1:N:505:SER:CB	2.50	0.77
1:N:504:VAL:HG13	1:N:521:ARG:HD3	1.67	0.77
1:O:504:VAL:HG13	1:O:521:ARG:HD3	1.67	0.77
1:A:368:GLU:HG3	1:A:399:LYS:HD2	1.64	0.77
1:B:504:VAL:HG13	1:B:521:ARG:HD3	1.67	0.77
1:D:504:VAL:HG13	1:D:521:ARG:HD3	1.67	0.77
1:F:368:GLU:HG3	1:F:399:LYS:HD2	1.64	0.77
1:H:552:VAL:HG21	1:H:555:LEU:HB2	1.66	0.77
1:J:459:ILE:CG2	1:J:473:GLN:HB2	2.12	0.77
1:M:504:VAL:HG13	1:M:521:ARG:HD3	1.67	0.77
1:A:435:LEU:HD13	1:B:624:PRO:HB2	1.65	0.77
1:B:139:ILE:HG22	1:B:140:ILE:H	1.49	0.77
1:I:459:ILE:CG2	1:I:473:GLN:HB2	2.12	0.77
1:N:139:ILE:HG22	1:N:140:ILE:H	1.49	0.77
1:G:459:ILE:CG2	1:G:473:GLN:HB2	2.12	0.77
1:I:552:VAL:HG21	1:I:555:LEU:HB2	1.66	0.77
1:J:139:ILE:HG22	1:J:140:ILE:H	1.49	0.77
1:M:139:ILE:HG22	1:M:140:ILE:H	1.49	0.77
1:A:139:ILE:HG22	1:A:140:ILE:H	1.49	0.77
1:A:459:ILE:CG2	1:A:473:GLN:HB2	2.12	0.77
1:D:459:ILE:CG2	1:D:473:GLN:HB2	2.12	0.77
1:F:139:ILE:HG22	1:F:140:ILE:H	1.50	0.77
1:F:504:VAL:HG13	1:F:521:ARG:HD3	1.67	0.77
1:E:435:LEU:HD13	1:F:624:PRO:HB2	1.65	0.77
1:J:435:LEU:HD13	1:K:624:PRO:HB2	1.65	0.77
1:K:504:VAL:HG13	1:K:521:ARG:HD3	1.67	0.77
1:N:435:LEU:HD13	1:O:624:PRO:HB2	1.65	0.77
1:N:552:VAL:HG21	1:N:555:LEU:HB2	1.66	0.77

Continued on next page...

Continued from previous page...

Atom-1	Atom-2	Interatomic distance (Å)	Clash overlap (Å)
1:A:504:VAL:HG13	1:A:521:ARG:HD3	1.67	0.77
1:H:504:VAL:HG13	1:H:521:ARG:HD3	1.67	0.77
1:K:435:LEU:HD13	1:L:624:PRO:HB2	1.65	0.77
1:L:435:LEU:HD13	1:M:624:PRO:HB2	1.65	0.77
1:M:130:ASN:HA	1:M:143:THR:O	1.85	0.77
1:O:139:ILE:HG22	1:O:140:ILE:H	1.49	0.77
1:B:552:VAL:HG21	1:B:555:LEU:HB2	1.66	0.76
1:I:504:VAL:HG13	1:I:521:ARG:HD3	1.67	0.76
1:N:130:ASN:HA	1:N:143:THR:O	1.85	0.76
1:G:139:ILE:HG22	1:G:140:ILE:H	1.50	0.76
1:G:504:VAL:HG13	1:G:521:ARG:HD3	1.67	0.76
1:D:130:ASN:HA	1:D:143:THR:O	1.85	0.76
1:L:552:VAL:HG21	1:L:555:LEU:HB2	1.66	0.76
1:E:130:ASN:HA	1:E:143:THR:O	1.85	0.76
1:K:130:ASN:HA	1:K:143:THR:O	1.85	0.76
1:K:552:VAL:HG21	1:K:555:LEU:HB2	1.66	0.76
1:A:552:VAL:HG21	1:A:555:LEU:HB2	1.66	0.76
1:D:435:LEU:HD13	1:E:624:PRO:HB2	1.65	0.76
1:J:130:ASN:HA	1:J:143:THR:O	1.85	0.76
1:J:552:VAL:HG21	1:J:555:LEU:HB2	1.66	0.76
1:M:552:VAL:HG21	1:M:555:LEU:HB2	1.65	0.76
1:H:507:VAL:O	1:H:507:VAL:CG1	2.28	0.76
1:J:504:VAL:HG13	1:J:521:ARG:HD3	1.67	0.76
1:O:130:ASN:HA	1:O:143:THR:O	1.85	0.76
1:F:130:ASN:HA	1:F:143:THR:O	1.85	0.76
1:L:130:ASN:HA	1:L:143:THR:O	1.85	0.76
1:L:139:ILE:HG22	1:L:140:ILE:H	1.50	0.76
1:C:130:ASN:HA	1:C:143:THR:O	1.85	0.76
1:O:507:VAL:HA	1:O:518:PHE:HB3	1.67	0.76
1:A:507:VAL:HA	1:A:518:PHE:HB3	1.67	0.76
1:C:507:VAL:O	1:C:507:VAL:CG1	2.28	0.76
1:F:459:ILE:CG2	1:F:473:GLN:HB2	2.12	0.76
1:K:507:VAL:HA	1:K:518:PHE:HB3	1.67	0.76
1:O:552:VAL:HG21	1:O:555:LEU:HB2	1.66	0.76
1:C:139:ILE:HG22	1:C:140:ILE:H	1.49	0.75
1:E:459:ILE:CG2	1:E:473:GLN:HB2	2.12	0.75
1:I:130:ASN:HA	1:I:143:THR:O	1.85	0.75
1:K:139:ILE:HG22	1:K:140:ILE:H	1.50	0.75
1:L:507:VAL:O	1:L:507:VAL:CG1	2.28	0.75
1:A:130:ASN:HA	1:A:143:THR:O	1.85	0.75
1:G:130:ASN:HA	1:G:143:THR:O	1.85	0.75

Continued on next page...

Continued from previous page...

Atom-1	Atom-2	Interatomic distance (Å)	Clash overlap (Å)
1:J:507:VAL:HA	1:J:518:PHE:HB3	1.67	0.75
1:E:507:VAL:HA	1:E:518:PHE:HB3	1.67	0.75
1:L:507:VAL:HA	1:L:518:PHE:HB3	1.67	0.75
1:B:130:ASN:HA	1:B:143:THR:O	1.85	0.75
1:F:507:VAL:HA	1:F:518:PHE:HB3	1.67	0.75
1:N:507:VAL:HA	1:N:518:PHE:HB3	1.67	0.75
1:B:507:VAL:HA	1:B:518:PHE:HB3	1.67	0.75
1:G:507:VAL:HA	1:G:518:PHE:HB3	1.67	0.75
1:E:221:VAL:O	1:E:225:LEU:HB2	1.87	0.75
1:E:139:ILE:HG22	1:E:140:ILE:H	1.49	0.75
1:H:507:VAL:HA	1:H:518:PHE:HB3	1.67	0.75
1:L:221:VAL:O	1:L:225:LEU:HB2	1.87	0.75
1:F:410:ALA:O	1:F:424:ASN:HA	1.87	0.74
1:I:507:VAL:HA	1:I:518:PHE:HB3	1.67	0.74
1:J:221:VAL:O	1:J:225:LEU:HB2	1.87	0.74
1:D:507:VAL:HA	1:D:518:PHE:HB3	1.67	0.74
1:E:410:ALA:O	1:E:424:ASN:HA	1.87	0.74
1:H:130:ASN:HA	1:H:143:THR:O	1.85	0.74
1:I:221:VAL:O	1:I:225:LEU:HB2	1.87	0.74
1:K:221:VAL:O	1:K:225:LEU:HB2	1.87	0.74
1:K:410:ALA:O	1:K:424:ASN:HA	1.87	0.74
1:A:221:VAL:O	1:A:225:LEU:HB2	1.87	0.74
1:C:507:VAL:HA	1:C:518:PHE:HB3	1.67	0.74
1:D:221:VAL:O	1:D:225:LEU:HB2	1.87	0.74
1:D:410:ALA:O	1:D:424:ASN:HA	1.87	0.74
1:F:221:VAL:O	1:F:225:LEU:HB2	1.87	0.74
1:M:221:VAL:O	1:M:225:LEU:HB2	1.87	0.74
1:G:410:ALA:O	1:G:424:ASN:HA	1.88	0.74
1:H:221:VAL:O	1:H:225:LEU:HB2	1.87	0.74
1:M:507:VAL:HA	1:M:518:PHE:HB3	1.67	0.74
1:N:459:ILE:CG2	1:N:473:GLN:HB2	2.12	0.74
1:I:221:VAL:HG13	1:I:225:LEU:HD12	1.69	0.74
1:H:410:ALA:O	1:H:424:ASN:HA	1.88	0.74
1:O:410:ALA:O	1:O:424:ASN:HA	1.87	0.74
1:C:410:ALA:O	1:C:424:ASN:HA	1.88	0.74
1:H:221:VAL:HG13	1:H:225:LEU:HD12	1.69	0.74
1:J:221:VAL:HG13	1:J:225:LEU:HD12	1.69	0.74
1:L:410:ALA:O	1:L:424:ASN:HA	1.87	0.74
1:N:410:ALA:O	1:N:424:ASN:HA	1.87	0.74
1:B:410:ALA:O	1:B:424:ASN:HA	1.87	0.74
1:K:221:VAL:HG13	1:K:225:LEU:HD12	1.69	0.74

Continued on next page...

Continued from previous page...

Atom-1	Atom-2	Interatomic distance (Å)	Clash overlap (Å)
1:L:221:VAL:HG13	1:L:225:LEU:HD12	1.69	0.74
1:F:456:VAL:CG2	1:F:457:PRO:HD2	2.18	0.74
1:G:221:VAL:O	1:G:225:LEU:HB2	1.87	0.74
1:O:221:VAL:O	1:O:225:LEU:HB2	1.87	0.74
1:B:221:VAL:O	1:B:225:LEU:HB2	1.87	0.74
1:E:456:VAL:CG2	1:E:457:PRO:HD2	2.18	0.74
1:I:410:ALA:O	1:I:424:ASN:HA	1.88	0.74
1:N:456:VAL:CG2	1:N:457:PRO:HD2	2.18	0.74
1:O:456:VAL:CG2	1:O:457:PRO:HD2	2.18	0.74
1:A:410:ALA:O	1:A:424:ASN:HA	1.87	0.73
1:D:219:PRO:HA	1:D:222:ARG:HB2	1.70	0.73
1:E:219:PRO:HA	1:E:222:ARG:HB2	1.70	0.73
1:E:221:VAL:HG13	1:E:225:LEU:HD12	1.69	0.73
1:G:221:VAL:HG13	1:G:225:LEU:HD12	1.69	0.73
1:M:221:VAL:HG13	1:M:225:LEU:HD12	1.69	0.73
1:D:221:VAL:HG13	1:D:225:LEU:HD12	1.69	0.73
1:J:410:ALA:O	1:J:424:ASN:HA	1.87	0.73
1:O:221:VAL:HG13	1:O:225:LEU:HD12	1.69	0.73
1:D:456:VAL:CG2	1:D:457:PRO:HD2	2.18	0.73
1:G:456:VAL:CG2	1:G:457:PRO:HD2	2.18	0.73
1:F:219:PRO:HA	1:F:222:ARG:HB2	1.70	0.73
1:A:456:VAL:CG2	1:A:457:PRO:HD2	2.18	0.73
1:A:221:VAL:HG13	1:A:225:LEU:HD12	1.69	0.73
1:K:219:PRO:HA	1:K:222:ARG:HB2	1.70	0.73
1:M:410:ALA:O	1:M:424:ASN:HA	1.87	0.73
1:M:507:VAL:O	1:M:507:VAL:CG1	2.28	0.73
1:F:221:VAL:HG13	1:F:225:LEU:HD12	1.69	0.73
1:J:219:PRO:HA	1:J:222:ARG:HB2	1.70	0.73
1:N:221:VAL:O	1:N:225:LEU:HB2	1.87	0.73
1:N:221:VAL:HG13	1:N:225:LEU:HD12	1.69	0.73
1:C:219:PRO:HA	1:C:222:ARG:HB2	1.70	0.73
1:C:221:VAL:O	1:C:225:LEU:HB2	1.87	0.73
1:C:456:VAL:CG2	1:C:457:PRO:HD2	2.18	0.73
1:G:219:PRO:HA	1:G:222:ARG:HB2	1.70	0.73
1:H:456:VAL:CG2	1:H:457:PRO:HD2	2.18	0.73
1:C:221:VAL:HG13	1:C:225:LEU:HD12	1.69	0.73
1:I:507:VAL:O	1:I:507:VAL:CG1	2.28	0.73
1:M:459:ILE:CG2	1:M:473:GLN:HB2	2.12	0.73
1:O:219:PRO:HA	1:O:222:ARG:HB2	1.70	0.72
1:B:456:VAL:CG2	1:B:457:PRO:HD2	2.18	0.72
1:C:438:PRO:HG3	1:C:482:ILE:HG21	1.72	0.72

Continued on next page...

Continued from previous page...

Atom-1	Atom-2	Interatomic distance (Å)	Clash overlap (Å)
1:B:221:VAL:HG13	1:B:225:LEU:HD12	1.69	0.72
1:I:219:PRO:HA	1:I:222:ARG:HB2	1.70	0.72
1:D:438:PRO:HG3	1:D:482:ILE:HG21	1.72	0.72
1:I:438:PRO:HG3	1:I:482:ILE:HG21	1.72	0.72
1:I:456:VAL:CG2	1:I:457:PRO:HD2	2.18	0.72
1:J:438:PRO:HG3	1:J:482:ILE:HG21	1.72	0.72
1:L:219:PRO:HA	1:L:222:ARG:HB2	1.70	0.72
1:L:438:PRO:HG3	1:L:482:ILE:HG21	1.72	0.72
1:M:438:PRO:HG3	1:M:482:ILE:HG21	1.72	0.72
1:A:219:PRO:HA	1:A:222:ARG:HB2	1.70	0.72
1:B:438:PRO:HG3	1:B:482:ILE:HG21	1.72	0.72
1:H:438:PRO:HG3	1:H:482:ILE:HG21	1.72	0.72
1:N:219:PRO:HA	1:N:222:ARG:HB2	1.70	0.72
1:O:438:PRO:HG3	1:O:482:ILE:HG21	1.72	0.72
1:E:438:PRO:HG3	1:E:482:ILE:HG21	1.72	0.72
1:G:438:PRO:HG3	1:G:482:ILE:HG21	1.72	0.72
1:H:219:PRO:HA	1:H:222:ARG:HB2	1.71	0.72
1:M:458:VAL:HG23	1:M:476:ASP:O	1.90	0.72
1:N:458:VAL:HG23	1:N:476:ASP:O	1.90	0.72
1:A:438:PRO:HG3	1:A:482:ILE:HG21	1.72	0.72
1:F:438:PRO:HG3	1:F:482:ILE:HG21	1.72	0.72
1:K:438:PRO:HG3	1:K:482:ILE:HG21	1.72	0.72
1:O:458:VAL:HG23	1:O:476:ASP:O	1.90	0.71
1:E:609:PHE:CD1	1:F:639:ILE:HD13	2.25	0.71
1:H:458:VAL:HG23	1:H:476:ASP:O	1.90	0.71
1:H:609:PHE:CD1	1:I:639:ILE:HD13	2.26	0.71
1:L:609:PHE:CD1	1:M:639:ILE:HD13	2.26	0.71
1:G:458:VAL:HG23	1:G:476:ASP:O	1.90	0.71
1:J:458:VAL:HG23	1:J:476:ASP:O	1.90	0.71
1:N:438:PRO:HG3	1:N:482:ILE:HG21	1.72	0.71
1:A:639:ILE:HD13	1:O:609:PHE:CD1	2.25	0.71
1:B:207:ASP:O	1:B:211:ASN:N	2.24	0.71
1:B:219:PRO:HA	1:B:222:ARG:HB2	1.70	0.71
1:I:458:VAL:HG23	1:I:476:ASP:O	1.90	0.71
1:I:609:PHE:CD1	1:J:639:ILE:HD13	2.26	0.71
1:K:609:PHE:CD1	1:L:639:ILE:HD13	2.26	0.71
1:M:207:ASP:O	1:M:211:ASN:N	2.24	0.71
1:M:609:PHE:CD1	1:N:639:ILE:HD13	2.26	0.71
1:F:609:PHE:CD1	1:G:639:ILE:HD13	2.26	0.71
1:G:609:PHE:CD1	1:H:639:ILE:HD13	2.26	0.71
1:I:207:ASP:O	1:I:211:ASN:N	2.24	0.71

Continued on next page...

Continued from previous page...

Atom-1	Atom-2	Interatomic distance (Å)	Clash overlap (Å)
1:J:456:VAL:CG2	1:J:457:PRO:HD2	2.18	0.71
1:L:458:VAL:HG23	1:L:476:ASP:O	1.90	0.71
1:A:458:VAL:HG23	1:A:476:ASP:O	1.90	0.71
1:B:609:PHE:CD1	1:C:639:ILE:HD13	2.25	0.71
1:K:458:VAL:HG23	1:K:476:ASP:O	1.90	0.71
1:N:609:PHE:CD1	1:O:639:ILE:HD13	2.26	0.71
1:F:458:VAL:HG23	1:F:476:ASP:O	1.90	0.71
1:C:609:PHE:CD1	1:D:639:ILE:HD13	2.26	0.71
1:F:207:ASP:O	1:F:211:ASN:N	2.24	0.71
1:G:207:ASP:O	1:G:211:ASN:N	2.24	0.71
1:K:481:GLY:N	1:K:505:SER:OG	2.23	0.71
1:N:207:ASP:O	1:N:211:ASN:N	2.24	0.71
1:A:207:ASP:O	1:A:211:ASN:N	2.24	0.71
1:C:207:ASP:O	1:C:211:ASN:N	2.24	0.70
1:E:458:VAL:HG23	1:E:476:ASP:O	1.90	0.70
1:K:207:ASP:O	1:K:211:ASN:N	2.24	0.70
1:L:207:ASP:O	1:L:211:ASN:N	2.24	0.70
1:L:456:VAL:CG2	1:L:457:PRO:HD2	2.18	0.70
1:D:207:ASP:O	1:D:211:ASN:N	2.24	0.70
1:C:609:PHE:CD2	1:D:639:ILE:CD1	2.75	0.70
1:J:609:PHE:CD1	1:K:639:ILE:HD13	2.25	0.70
1:K:456:VAL:CG2	1:K:457:PRO:HD2	2.18	0.70
1:L:481:GLY:N	1:L:505:SER:OG	2.23	0.70
1:E:458:VAL:O	1:E:475:VAL:CA	2.39	0.70
1:H:207:ASP:O	1:H:211:ASN:N	2.24	0.70
1:M:456:VAL:CG2	1:M:457:PRO:HD2	2.18	0.70
1:A:609:PHE:CD1	1:B:639:ILE:HD13	2.26	0.70
1:D:458:VAL:HG23	1:D:476:ASP:O	1.90	0.70
1:M:219:PRO:HA	1:M:222:ARG:HB2	1.71	0.70
1:B:458:VAL:HG23	1:B:476:ASP:O	1.90	0.70
1:D:609:PHE:CD1	1:E:639:ILE:HD13	2.26	0.70
1:E:207:ASP:O	1:E:211:ASN:N	2.24	0.70
1:B:609:PHE:CD2	1:C:639:ILE:CD1	2.75	0.70
1:D:458:VAL:O	1:D:475:VAL:CA	2.39	0.70
1:F:458:VAL:O	1:F:475:VAL:CA	2.40	0.70
1:C:458:VAL:HG23	1:C:476:ASP:O	1.90	0.70
1:M:328:GLU:CD	1:M:521:ARG:NH1	2.45	0.70
1:N:328:GLU:CD	1:N:521:ARG:NH1	2.45	0.70
1:O:207:ASP:O	1:O:211:ASN:N	2.24	0.70
1:L:328:GLU:CD	1:L:521:ARG:NH1	2.45	0.70
1:J:207:ASP:O	1:J:211:ASN:N	2.24	0.70

Continued on next page...

Continued from previous page...

Atom-1	Atom-2	Interatomic distance (Å)	Clash overlap (Å)
1:A:458:VAL:O	1:A:475:VAL:CA	2.39	0.69
1:I:609:PHE:CD2	1:J:639:ILE:CD1	2.75	0.69
1:K:328:GLU:CD	1:K:521:ARG:NH1	2.45	0.69
1:L:458:VAL:O	1:L:475:VAL:CA	2.40	0.69
1:M:458:VAL:O	1:M:475:VAL:CA	2.40	0.69
1:O:328:GLU:CD	1:O:521:ARG:NH1	2.45	0.69
1:M:481:GLY:N	1:M:505:SER:OG	2.23	0.69
1:N:458:VAL:O	1:N:475:VAL:CA	2.39	0.69
1:O:458:VAL:O	1:O:475:VAL:CA	2.39	0.69
1:F:328:GLU:CD	1:F:521:ARG:NH1	2.45	0.69
1:G:328:GLU:CD	1:G:521:ARG:NH1	2.45	0.69
1:M:609:PHE:CD2	1:N:639:ILE:CD1	2.75	0.69
1:A:328:GLU:CD	1:A:521:ARG:NH1	2.45	0.69
1:B:458:VAL:O	1:B:475:VAL:CA	2.39	0.69
1:C:458:VAL:O	1:C:475:VAL:CA	2.40	0.69
1:G:458:VAL:O	1:G:475:VAL:CA	2.40	0.69
1:K:458:VAL:O	1:K:475:VAL:CA	2.40	0.69
1:J:328:GLU:CD	1:J:521:ARG:NH1	2.45	0.69
1:B:328:GLU:CD	1:B:521:ARG:NH1	2.45	0.69
1:J:458:VAL:O	1:J:475:VAL:CA	2.39	0.69
1:I:328:GLU:CD	1:I:521:ARG:NH1	2.45	0.69
1:C:328:GLU:CD	1:C:521:ARG:NH1	2.45	0.68
1:N:481:GLY:N	1:N:505:SER:OG	2.23	0.68
1:D:328:GLU:CD	1:D:521:ARG:NH1	2.45	0.68
1:E:328:GLU:CD	1:E:521:ARG:NH1	2.45	0.68
1:H:328:GLU:CD	1:H:521:ARG:NH1	2.45	0.68
1:I:458:VAL:O	1:I:475:VAL:CA	2.40	0.68
1:H:458:VAL:O	1:H:475:VAL:CA	2.40	0.68
1:I:375:THR:HG23	1:I:390:THR:HG22	1.77	0.67
1:J:375:THR:HG23	1:J:390:THR:HG22	1.77	0.67
1:H:375:THR:HG23	1:H:390:THR:HG22	1.77	0.67
1:G:375:THR:HG23	1:G:390:THR:HG22	1.77	0.67
1:K:375:THR:HG23	1:K:390:THR:HG22	1.77	0.67
1:C:500:ILE:HD13	1:C:537:LEU:HD21	1.76	0.67
1:D:500:ILE:HD13	1:D:537:LEU:HD21	1.77	0.67
1:J:609:PHE:CD1	1:K:639:ILE:CD1	2.78	0.67
1:B:609:PHE:CD1	1:C:639:ILE:CD1	2.78	0.67
1:J:500:ILE:HD13	1:J:537:LEU:HD21	1.76	0.67
1:K:500:ILE:HD13	1:K:537:LEU:HD21	1.76	0.67
1:K:609:PHE:CD1	1:L:639:ILE:CD1	2.78	0.67
1:E:500:ILE:HD13	1:E:537:LEU:HD21	1.76	0.67

Continued on next page...

Continued from previous page...

Atom-1	Atom-2	Interatomic distance (Å)	Clash overlap (Å)
1:F:609:PHE:CD1	1:G:639:ILE:CD1	2.78	0.67
1:I:500:ILE:HD13	1:I:537:LEU:HD21	1.77	0.66
1:K:321:LEU:HD13	1:K:441:THR:OG1	1.96	0.66
1:G:609:PHE:CD1	1:H:639:ILE:CD1	2.78	0.66
1:I:609:PHE:CD1	1:J:639:ILE:CD1	2.78	0.66
1:A:639:ILE:CD1	1:O:609:PHE:CD1	2.78	0.66
1:B:375:THR:HG23	1:B:390:THR:HG22	1.77	0.66
1:B:481:GLY:N	1:B:505:SER:OG	2.23	0.66
1:J:321:LEU:HD13	1:J:441:THR:OG1	1.96	0.66
1:A:609:PHE:CD1	1:B:639:ILE:CD1	2.78	0.66
1:C:375:THR:HG23	1:C:390:THR:HG22	1.77	0.66
1:E:609:PHE:CD1	1:F:639:ILE:CD1	2.78	0.66
1:F:375:THR:HG23	1:F:390:THR:HG22	1.77	0.66
1:L:178:ALA:N	1:L:208:GLU:OE2	2.28	0.66
1:L:321:LEU:HD13	1:L:441:THR:OG1	1.96	0.66
1:L:500:ILE:HD13	1:L:537:LEU:HD21	1.76	0.66
1:N:609:PHE:CD1	1:O:639:ILE:CD1	2.78	0.66
1:A:375:THR:HG23	1:A:390:THR:HG22	1.77	0.66
1:B:500:ILE:HD13	1:B:537:LEU:HD21	1.77	0.66
1:C:609:PHE:CD1	1:D:639:ILE:CD1	2.78	0.66
1:D:609:PHE:CD2	1:E:639:ILE:CD1	2.75	0.66
1:J:178:ALA:N	1:J:208:GLU:OE2	2.28	0.66
1:L:375:THR:HG23	1:L:390:THR:HG22	1.77	0.66
1:L:609:PHE:CD1	1:M:639:ILE:CD1	2.78	0.66
1:N:609:PHE:CD2	1:O:639:ILE:CD1	2.75	0.66
1:O:140:ILE:HD13	1:O:156:ILE:HG23	1.78	0.66
1:H:500:ILE:HD13	1:H:537:LEU:HD21	1.76	0.66
1:L:140:ILE:HD13	1:L:156:ILE:HG23	1.78	0.66
1:M:140:ILE:HD13	1:M:156:ILE:HG23	1.78	0.66
1:M:327:VAL:HG11	1:N:603:ILE:HG21	1.78	0.66
1:M:500:ILE:HD13	1:M:537:LEU:HD21	1.77	0.66
1:N:327:VAL:HG11	1:O:603:ILE:HG21	1.78	0.66
1:A:172:LEU:O	1:A:211:ASN:ND2	2.29	0.66
1:A:321:LEU:HD13	1:A:441:THR:OG1	1.96	0.66
1:B:442:VAL:HG21	1:B:488:PRO:HG3	1.78	0.66
1:D:375:THR:HG23	1:D:390:THR:HG22	1.77	0.66
1:F:500:ILE:HD13	1:F:537:LEU:HD21	1.77	0.66
1:G:458:VAL:HG21	1:G:478:LYS:HG2	1.78	0.66
1:H:609:PHE:CD2	1:I:639:ILE:CD1	2.75	0.66
1:M:321:LEU:HD13	1:M:441:THR:OG1	1.96	0.66
1:N:140:ILE:HD13	1:N:156:ILE:HG23	1.78	0.66

Continued on next page...

Continued from previous page...

Atom-1	Atom-2	Interatomic distance (Å)	Clash overlap (Å)
1:N:500:ILE:HD13	1:N:537:LEU:HD21	1.76	0.66
1:A:603:ILE:HG21	1:O:327:VAL:HG11	1.78	0.66
1:B:321:LEU:HD13	1:B:441:THR:OG1	1.96	0.66
1:C:172:LEU:O	1:C:211:ASN:ND2	2.29	0.66
1:H:458:VAL:HG21	1:H:478:LYS:HG2	1.78	0.66
1:I:321:LEU:HD13	1:I:441:THR:OG1	1.96	0.66
1:O:172:LEU:O	1:O:211:ASN:ND2	2.29	0.66
1:O:375:THR:HG23	1:O:390:THR:HG22	1.77	0.66
1:A:518:PHE:O	1:B:455:GLU:OE1	2.14	0.66
1:D:172:LEU:O	1:D:211:ASN:ND2	2.29	0.66
1:H:609:PHE:CD1	1:I:639:ILE:CD1	2.78	0.66
1:I:518:PHE:O	1:J:455:GLU:OE1	2.14	0.66
1:L:172:LEU:O	1:L:211:ASN:ND2	2.29	0.66
1:M:518:PHE:O	1:N:455:GLU:OE1	2.14	0.66
1:N:172:LEU:O	1:N:211:ASN:ND2	2.29	0.66
1:B:518:PHE:O	1:C:455:GLU:OE1	2.14	0.66
1:C:321:LEU:HD13	1:C:441:THR:OG1	1.96	0.66
1:H:348:SER:HB2	1:I:412:VAL:HA	1.78	0.66
1:J:348:SER:HB2	1:K:412:VAL:HA	1.78	0.66
1:K:172:LEU:O	1:K:211:ASN:ND2	2.29	0.66
1:L:327:VAL:HG11	1:M:603:ILE:HG21	1.78	0.66
1:L:518:PHE:O	1:M:455:GLU:OE1	2.14	0.66
1:B:140:ILE:HD13	1:B:156:ILE:HG23	1.78	0.65
1:B:172:LEU:O	1:B:211:ASN:ND2	2.29	0.65
1:D:458:VAL:HG21	1:D:478:LYS:HG2	1.78	0.65
1:D:609:PHE:CD1	1:E:639:ILE:CD1	2.78	0.65
1:E:458:VAL:HG21	1:E:478:LYS:HG2	1.78	0.65
1:E:518:PHE:O	1:F:455:GLU:OE1	2.14	0.65
1:F:458:VAL:HG21	1:F:478:LYS:HG2	1.78	0.65
1:J:140:ILE:HD13	1:J:156:ILE:HG23	1.78	0.65
1:K:140:ILE:HD13	1:K:156:ILE:HG23	1.78	0.65
1:O:321:LEU:HD13	1:O:441:THR:OG1	1.96	0.65
1:C:178:ALA:N	1:C:208:GLU:OE2	2.28	0.65
1:D:321:LEU:HD13	1:D:441:THR:OG1	1.96	0.65
1:D:442:VAL:HG21	1:D:488:PRO:HG3	1.78	0.65
1:D:518:PHE:O	1:E:455:GLU:OE1	2.14	0.65
1:E:321:LEU:HD13	1:E:441:THR:OG1	1.96	0.65
1:G:172:LEU:O	1:G:211:ASN:ND2	2.29	0.65
1:A:140:ILE:HD13	1:A:156:ILE:HG23	1.78	0.65
1:E:375:THR:HG23	1:E:390:THR:HG22	1.77	0.65
1:F:172:LEU:O	1:F:211:ASN:ND2	2.29	0.65

Continued on next page...

Continued from previous page...

Atom-1	Atom-2	Interatomic distance (Å)	Clash overlap (Å)
1:G:322:ILE:O	1:G:439:SER:HA	1.97	0.65
1:J:518:PHE:O	1:K:455:GLU:OE1	2.14	0.65
1:L:348:SER:HB2	1:M:412:VAL:HA	1.78	0.65
1:M:172:LEU:O	1:M:211:ASN:ND2	2.29	0.65
1:N:375:THR:HG23	1:N:390:THR:HG22	1.77	0.65
1:O:442:VAL:HG21	1:O:488:PRO:HG3	1.78	0.65
1:C:458:VAL:HG21	1:C:478:LYS:HG2	1.78	0.65
1:D:322:ILE:O	1:D:439:SER:HA	1.97	0.65
1:G:609:PHE:CD2	1:H:639:ILE:CD1	2.75	0.65
1:H:327:VAL:HG11	1:I:603:ILE:HG21	1.78	0.65
1:M:609:PHE:CD1	1:N:639:ILE:CD1	2.78	0.65
1:O:500:ILE:HD13	1:O:537:LEU:HD21	1.76	0.65
1:A:327:VAL:HG11	1:B:603:ILE:HG21	1.78	0.65
1:A:328:GLU:CD	1:A:521:ARG:HH11	2.00	0.65
1:A:481:GLY:N	1:A:505:SER:OG	2.23	0.65
1:A:500:ILE:HD13	1:A:537:LEU:HD21	1.77	0.65
1:C:140:ILE:HD13	1:C:156:ILE:HG23	1.78	0.65
1:F:321:LEU:HD13	1:F:441:THR:OG1	1.96	0.65
1:F:518:PHE:O	1:G:455:GLU:OE1	2.14	0.65
1:G:500:ILE:HD13	1:G:537:LEU:HD21	1.77	0.65
1:H:518:PHE:O	1:I:455:GLU:OE1	2.14	0.65
1:I:140:ILE:HD13	1:I:156:ILE:HG23	1.78	0.65
1:I:458:VAL:HG21	1:I:478:LYS:HG2	1.78	0.65
1:J:458:VAL:HG21	1:J:478:LYS:HG2	1.78	0.65
1:C:322:ILE:O	1:C:439:SER:HA	1.97	0.65
1:D:178:ALA:N	1:D:208:GLU:OE2	2.28	0.65
1:E:442:VAL:HG21	1:E:488:PRO:HG3	1.78	0.65
1:G:327:VAL:HG11	1:H:603:ILE:HG21	1.78	0.65
1:H:321:LEU:HD13	1:H:441:THR:OG1	1.96	0.65
1:I:328:GLU:CD	1:I:521:ARG:HH11	2.00	0.65
1:J:442:VAL:HG21	1:J:488:PRO:HG3	1.78	0.65
1:O:322:ILE:O	1:O:439:SER:HA	1.97	0.65
1:A:609:PHE:CD2	1:B:639:ILE:CD1	2.75	0.65
1:A:639:ILE:CD1	1:O:609:PHE:CD2	2.75	0.65
1:C:328:GLU:CD	1:C:521:ARG:HH11	2.00	0.65
1:F:348:SER:HB2	1:G:412:VAL:HA	1.78	0.65
1:H:172:LEU:O	1:H:211:ASN:ND2	2.29	0.65
1:H:322:ILE:O	1:H:439:SER:HA	1.97	0.65
1:K:328:GLU:CD	1:K:521:ARG:HH11	2.00	0.65
1:K:348:SER:HB2	1:L:412:VAL:HA	1.78	0.65
1:A:455:GLU:OE1	1:O:518:PHE:O	2.14	0.65

Continued on next page...

Continued from previous page...

Atom-1	Atom-2	Interatomic distance (Å)	Clash overlap (Å)
1:C:442:VAL:HG21	1:C:488:PRO:HG3	1.78	0.65
1:F:328:GLU:CD	1:F:521:ARG:HH11	2.00	0.65
1:I:327:VAL:HG11	1:J:603:ILE:HG21	1.78	0.65
1:I:348:SER:HB2	1:J:412:VAL:HA	1.78	0.65
1:K:327:VAL:HG11	1:L:603:ILE:HG21	1.78	0.65
1:K:442:VAL:HG21	1:K:488:PRO:HG3	1.78	0.65
1:N:321:LEU:HD13	1:N:441:THR:OG1	1.96	0.65
1:N:328:GLU:CD	1:N:521:ARG:HH11	2.00	0.65
1:N:518:PHE:O	1:O:455:GLU:OE1	2.14	0.65
1:F:609:PHE:CD2	1:G:639:ILE:CD1	2.75	0.65
1:M:375:THR:HG23	1:M:390:THR:HG22	1.77	0.65
1:N:348:SER:HB2	1:O:412:VAL:HA	1.78	0.65
1:A:178:ALA:N	1:A:208:GLU:OE2	2.28	0.65
1:B:178:ALA:N	1:B:208:GLU:OE2	2.28	0.65
1:C:518:PHE:O	1:D:455:GLU:OE1	2.14	0.65
1:D:328:GLU:CD	1:D:521:ARG:HH11	2.00	0.65
1:F:327:VAL:HG11	1:G:603:ILE:HG21	1.78	0.65
1:H:442:VAL:HG21	1:H:488:PRO:HG3	1.78	0.65
1:I:442:VAL:HG21	1:I:488:PRO:HG3	1.78	0.65
1:J:172:LEU:O	1:J:211:ASN:ND2	2.29	0.65
1:K:458:VAL:HG21	1:K:478:LYS:HG2	1.78	0.65
1:K:518:PHE:O	1:L:455:GLU:OE1	2.14	0.65
1:N:322:ILE:O	1:N:439:SER:HA	1.97	0.65
1:A:322:ILE:O	1:A:439:SER:HA	1.97	0.64
1:F:322:ILE:O	1:F:439:SER:HA	1.97	0.64
1:I:172:LEU:O	1:I:211:ASN:ND2	2.29	0.64
1:L:328:GLU:CD	1:L:521:ARG:HH11	2.00	0.64
1:N:442:VAL:HG21	1:N:488:PRO:HG3	1.78	0.64
1:O:178:ALA:N	1:O:208:GLU:OE2	2.28	0.64
1:A:442:VAL:HG21	1:A:488:PRO:HG3	1.78	0.64
1:G:328:GLU:CD	1:G:521:ARG:HH11	2.00	0.64
1:G:348:SER:HB2	1:H:412:VAL:HA	1.78	0.64
1:A:521:ARG:HD3	1:A:521:ARG:H	1.63	0.64
1:E:172:LEU:O	1:E:211:ASN:ND2	2.29	0.64
1:E:327:VAL:HG11	1:F:603:ILE:HG21	1.78	0.64
1:F:178:ALA:N	1:F:208:GLU:OE2	2.28	0.64
1:G:321:LEU:HD13	1:G:441:THR:OG1	1.96	0.64
1:J:327:VAL:HG11	1:K:603:ILE:HG21	1.78	0.64
1:M:348:SER:HB2	1:N:412:VAL:HA	1.78	0.64
1:O:458:VAL:HG21	1:O:478:LYS:HG2	1.78	0.64
1:O:521:ARG:HD3	1:O:521:ARG:H	1.63	0.64

Continued on next page...

Continued from previous page...

Atom-1	Atom-2	Interatomic distance (Å)	Clash overlap (Å)
1:B:458:VAL:HG21	1:B:478:LYS:HG2	1.78	0.64
1:D:327:VAL:HG11	1:E:603:ILE:HG21	1.78	0.64
1:E:322:ILE:O	1:E:439:SER:HA	1.97	0.64
1:E:521:ARG:HD3	1:E:521:ARG:H	1.63	0.64
1:G:442:VAL:HG21	1:G:488:PRO:HG3	1.78	0.64
1:H:140:ILE:HD13	1:H:156:ILE:HG23	1.78	0.64
1:N:521:ARG:HD3	1:N:521:ARG:H	1.63	0.64
1:A:458:VAL:HG21	1:A:478:LYS:HG2	1.78	0.64
1:D:140:ILE:HD13	1:D:156:ILE:HG23	1.78	0.64
1:D:521:ARG:HD3	1:D:521:ARG:H	1.63	0.64
1:F:140:ILE:HD13	1:F:156:ILE:HG23	1.78	0.64
1:F:442:VAL:HG21	1:F:488:PRO:HG3	1.78	0.64
1:G:140:ILE:HD13	1:G:156:ILE:HG23	1.78	0.64
1:L:540:LEU:HD22	1:M:452:VAL:HG21	1.80	0.64
1:M:458:VAL:HG21	1:M:478:LYS:HG2	1.78	0.64
1:E:140:ILE:HD13	1:E:156:ILE:HG23	1.78	0.64
1:E:178:ALA:N	1:E:208:GLU:OE2	2.28	0.64
1:G:176:SER:OG	1:G:208:GLU:OE2	2.16	0.64
1:I:322:ILE:O	1:I:439:SER:HA	1.97	0.64
1:M:322:ILE:O	1:M:439:SER:HA	1.97	0.64
1:M:442:VAL:HG21	1:M:488:PRO:HG3	1.78	0.64
1:M:521:ARG:HD3	1:M:521:ARG:H	1.63	0.64
1:A:348:SER:HB2	1:B:412:VAL:HA	1.78	0.64
1:B:327:VAL:HG11	1:C:603:ILE:HG21	1.78	0.64
1:B:328:GLU:CD	1:B:521:ARG:HH11	2.00	0.64
1:B:521:ARG:HD3	1:B:521:ARG:H	1.63	0.64
1:J:328:GLU:CD	1:J:521:ARG:HH11	2.00	0.64
1:L:442:VAL:HG21	1:L:488:PRO:HG3	1.78	0.64
1:M:540:LEU:HD22	1:N:452:VAL:HG21	1.80	0.64
1:C:327:VAL:HG11	1:D:603:ILE:HG21	1.78	0.64
1:E:348:SER:HB2	1:F:412:VAL:HA	1.78	0.64
1:K:322:ILE:O	1:K:439:SER:HA	1.97	0.64
1:A:176:SER:OG	1:A:208:GLU:OE2	2.16	0.64
1:B:348:SER:HB2	1:C:412:VAL:HA	1.78	0.64
1:G:518:PHE:O	1:H:455:GLU:OE1	2.14	0.64
1:G:540:LEU:HD22	1:H:452:VAL:HG21	1.80	0.64
1:K:540:LEU:HD22	1:L:452:VAL:HG21	1.80	0.64
1:L:458:VAL:HG21	1:L:478:LYS:HG2	1.78	0.64
1:L:521:ARG:HD3	1:L:521:ARG:H	1.63	0.64
1:B:322:ILE:O	1:B:439:SER:HA	1.97	0.64
1:C:348:SER:HB2	1:D:412:VAL:HA	1.78	0.64

Continued on next page...

Continued from previous page...

Atom-1	Atom-2	Interatomic distance (Å)	Clash overlap (Å)
1:D:348:SER:HB2	1:E:412:VAL:HA	1.78	0.64
1:G:178:ALA:N	1:G:208:GLU:OE2	2.28	0.64
1:M:504:VAL:HG11	1:M:521:ARG:HG2	1.80	0.64
1:N:178:ALA:N	1:N:208:GLU:OE2	2.28	0.64
1:D:504:VAL:HG11	1:D:521:ARG:HG2	1.80	0.63
1:G:521:ARG:HD3	1:G:521:ARG:H	1.63	0.63
1:I:521:ARG:HD3	1:I:521:ARG:H	1.63	0.63
1:L:504:VAL:HG11	1:L:521:ARG:HG2	1.81	0.63
1:A:412:VAL:HA	1:O:348:SER:HB2	1.78	0.63
1:A:639:ILE:HD12	1:O:609:PHE:CG	2.34	0.63
1:B:176:SER:OG	1:B:208:GLU:OE2	2.16	0.63
1:E:504:VAL:HG11	1:E:521:ARG:HG2	1.80	0.63
1:G:507:VAL:HA	1:G:518:PHE:CB	2.28	0.63
1:H:540:LEU:HD22	1:I:452:VAL:HG21	1.80	0.63
1:J:521:ARG:HD3	1:J:521:ARG:H	1.63	0.63
1:K:504:VAL:HG11	1:K:521:ARG:HG2	1.81	0.63
1:N:458:VAL:HG21	1:N:478:LYS:HG2	1.78	0.63
1:C:521:ARG:HD3	1:C:521:ARG:H	1.63	0.63
1:E:609:PHE:CG	1:F:639:ILE:HD12	2.34	0.63
1:F:521:ARG:HD3	1:F:521:ARG:H	1.63	0.63
1:F:609:PHE:CG	1:G:639:ILE:HD12	2.34	0.63
1:H:176:SER:OG	1:H:208:GLU:OE2	2.16	0.63
1:H:521:ARG:HD3	1:H:521:ARG:H	1.63	0.63
1:I:257:GLU:OE1	1:I:257:GLU:HA	1.99	0.63
1:J:322:ILE:O	1:J:439:SER:HA	1.97	0.63
1:L:322:ILE:O	1:L:439:SER:HA	1.97	0.63
1:O:176:SER:OG	1:O:208:GLU:OE2	2.16	0.63
1:O:481:GLY:N	1:O:505:SER:OG	2.23	0.63
1:A:609:PHE:CG	1:B:639:ILE:HD12	2.34	0.63
1:C:504:VAL:HG11	1:C:521:ARG:HG2	1.80	0.63
1:E:507:VAL:HA	1:E:518:PHE:CB	2.28	0.63
1:F:257:GLU:HA	1:F:257:GLU:OE1	1.99	0.63
1:K:521:ARG:HD3	1:K:521:ARG:H	1.63	0.63
1:M:507:VAL:HA	1:M:518:PHE:CB	2.28	0.63
1:N:540:LEU:HD22	1:O:452:VAL:HG21	1.80	0.63
1:N:609:PHE:CG	1:O:639:ILE:HD12	2.34	0.63
1:A:519:ALA:HB2	1:B:454:GLU:HG3	1.81	0.63
1:F:540:LEU:HD22	1:G:452:VAL:HG21	1.80	0.63
1:B:519:ALA:HB2	1:C:454:GLU:HG3	1.81	0.63
1:E:257:GLU:OE1	1:E:257:GLU:HA	1.99	0.63
1:H:244:VAL:HG22	1:H:295:VAL:HG22	1.81	0.63

Continued on next page...

Continued from previous page...

Atom-1	Atom-2	Interatomic distance (Å)	Clash overlap (Å)
1:J:504:VAL:HG11	1:J:521:ARG:HG2	1.80	0.63
1:J:540:LEU:HD22	1:K:452:VAL:HG21	1.80	0.63
1:M:178:ALA:N	1:M:208:GLU:OE2	2.28	0.63
1:O:507:VAL:HA	1:O:518:PHE:CB	2.28	0.63
1:C:519:ALA:HB2	1:D:454:GLU:HG3	1.81	0.63
1:F:504:VAL:HG11	1:F:521:ARG:HG2	1.80	0.63
1:G:244:VAL:HG22	1:G:295:VAL:HG22	1.81	0.63
1:I:507:VAL:HA	1:I:518:PHE:CB	2.28	0.63
1:K:326:ILE:HD11	1:K:502:GLN:HE21	1.64	0.63
1:A:454:GLU:HG3	1:O:519:ALA:HB2	1.81	0.63
1:C:176:SER:OG	1:C:208:GLU:OE2	2.16	0.63
1:D:609:PHE:CG	1:E:639:ILE:HD12	2.34	0.63
1:E:164:ASP:O	1:E:218:ASP:HA	1.99	0.63
1:E:326:ILE:HD11	1:E:502:GLN:HE21	1.64	0.63
1:E:328:GLU:CD	1:E:521:ARG:HH11	2.00	0.63
1:G:164:ASP:O	1:G:218:ASP:HA	1.99	0.63
1:J:257:GLU:OE1	1:J:257:GLU:HA	1.99	0.63
1:K:178:ALA:N	1:K:208:GLU:OE2	2.28	0.63
1:N:504:VAL:HG11	1:N:521:ARG:HG2	1.80	0.63
1:O:326:ILE:HD11	1:O:502:GLN:HE21	1.64	0.63
1:O:328:GLU:CD	1:O:521:ARG:HH11	2.00	0.63
1:O:458:VAL:CG2	1:O:476:ASP:O	2.47	0.63
1:A:326:ILE:HD11	1:A:502:GLN:HE21	1.64	0.63
1:A:458:VAL:CG2	1:A:476:ASP:O	2.47	0.63
1:A:507:VAL:HA	1:A:518:PHE:CB	2.28	0.63
1:B:164:ASP:O	1:B:218:ASP:HA	1.99	0.63
1:B:260:LYS:O	1:B:263:SER:OG	2.17	0.63
1:E:540:LEU:HD22	1:F:452:VAL:HG21	1.80	0.63
1:I:540:LEU:HD22	1:J:452:VAL:HG21	1.80	0.63
1:J:458:VAL:CG2	1:J:476:ASP:O	2.47	0.63
1:L:326:ILE:HD11	1:L:502:GLN:HE21	1.64	0.63
1:C:507:VAL:HA	1:C:518:PHE:CB	2.28	0.62
1:D:326:ILE:HD11	1:D:502:GLN:HE21	1.64	0.62
1:D:519:ALA:HB2	1:E:454:GLU:HG3	1.81	0.62
1:F:244:VAL:HG22	1:F:295:VAL:HG22	1.81	0.62
1:H:178:ALA:N	1:H:208:GLU:OE2	2.28	0.62
1:I:244:VAL:HG22	1:I:295:VAL:HG22	1.81	0.62
1:I:458:VAL:CG2	1:I:476:ASP:O	2.47	0.62
1:K:164:ASP:O	1:K:218:ASP:HA	1.99	0.62
1:O:164:ASP:O	1:O:218:ASP:HA	1.99	0.62
1:B:609:PHE:CG	1:C:639:ILE:HD12	2.33	0.62

Continued on next page...

Continued from previous page...

Atom-1	Atom-2	Interatomic distance (Å)	Clash overlap (Å)
1:C:540:LEU:HD22	1:D:452:VAL:HG21	1.80	0.62
1:E:458:VAL:CG2	1:E:476:ASP:O	2.47	0.62
1:I:164:ASP:O	1:I:218:ASP:HA	1.99	0.62
1:J:326:ILE:HD11	1:J:502:GLN:HE21	1.64	0.62
1:K:176:SER:OG	1:K:208:GLU:OE2	2.16	0.62
1:N:489:GLN:NE2	1:O:249:TYR:O	2.32	0.62
1:B:257:GLU:OE1	1:B:257:GLU:HA	1.99	0.62
1:C:260:LYS:O	1:C:263:SER:OG	2.17	0.62
1:H:507:VAL:HA	1:H:518:PHE:CB	2.28	0.62
1:I:489:GLN:NE2	1:J:249:TYR:O	2.32	0.62
1:L:507:VAL:HA	1:L:518:PHE:CB	2.28	0.62
1:N:164:ASP:O	1:N:218:ASP:HA	1.99	0.62
1:N:458:VAL:CG2	1:N:476:ASP:O	2.47	0.62
1:B:504:VAL:HG11	1:B:521:ARG:HG2	1.81	0.62
1:C:164:ASP:O	1:C:218:ASP:HA	1.99	0.62
1:D:458:VAL:CG2	1:D:476:ASP:O	2.47	0.62
1:E:244:VAL:HG22	1:E:295:VAL:HG22	1.81	0.62
1:F:458:VAL:CG2	1:F:476:ASP:O	2.47	0.62
1:F:489:GLN:NE2	1:G:249:TYR:O	2.32	0.62
1:F:507:VAL:HA	1:F:518:PHE:CB	2.28	0.62
1:G:489:GLN:NE2	1:H:249:TYR:O	2.33	0.62
1:I:504:VAL:HG11	1:I:521:ARG:HG2	1.80	0.62
1:K:244:VAL:HG22	1:K:295:VAL:HG22	1.81	0.62
1:K:458:VAL:CG2	1:K:476:ASP:O	2.47	0.62
1:K:489:GLN:NE2	1:L:249:TYR:O	2.32	0.62
1:L:489:GLN:NE2	1:M:249:TYR:O	2.32	0.62
1:M:519:ALA:HB2	1:N:454:GLU:HG3	1.81	0.62
1:N:519:ALA:HB2	1:O:454:GLU:HG3	1.81	0.62
1:A:489:GLN:NE2	1:B:249:TYR:O	2.32	0.62
1:D:244:VAL:HG22	1:D:295:VAL:HG22	1.81	0.62
1:E:489:GLN:NE2	1:F:249:TYR:O	2.32	0.62
1:G:504:VAL:HG11	1:G:521:ARG:HG2	1.80	0.62
1:H:257:GLU:OE1	1:H:257:GLU:HA	1.99	0.62
1:H:328:GLU:CD	1:H:521:ARG:HH11	2.00	0.62
1:H:458:VAL:CG2	1:H:476:ASP:O	2.47	0.62
1:I:178:ALA:N	1:I:208:GLU:OE2	2.28	0.62
1:J:244:VAL:HG22	1:J:295:VAL:HG22	1.81	0.62
1:K:507:VAL:HA	1:K:518:PHE:CB	2.28	0.62
1:L:176:SER:OG	1:L:208:GLU:OE2	2.16	0.62
1:L:459:ILE:HG23	1:L:474:THR:C	2.16	0.62
1:A:452:VAL:HG21	1:O:540:LEU:HD22	1.80	0.62

Continued on next page...

Continued from previous page...

Atom-1	Atom-2	Interatomic distance (Å)	Clash overlap (Å)
1:B:540:LEU:HD22	1:C:452:VAL:HG21	1.80	0.62
1:C:489:GLN:NE2	1:D:249:TYR:O	2.32	0.62
1:E:539:GLY:HA2	1:E:577:LEU:O	2.00	0.62
1:G:257:GLU:OE1	1:G:257:GLU:HA	1.99	0.62
1:J:459:ILE:HG23	1:J:474:THR:C	2.16	0.62
1:L:164:ASP:O	1:L:218:ASP:HA	1.99	0.62
1:M:176:SER:OG	1:M:208:GLU:OE2	2.16	0.62
1:M:257:GLU:OE1	1:M:257:GLU:HA	1.99	0.62
1:B:458:VAL:CG2	1:B:476:ASP:O	2.47	0.62
1:C:257:GLU:HA	1:C:257:GLU:OE1	1.99	0.62
1:D:260:LYS:O	1:D:263:SER:OG	2.17	0.62
1:D:489:GLN:NE2	1:E:249:TYR:O	2.32	0.62
1:F:326:ILE:HD11	1:F:502:GLN:HE21	1.64	0.62
1:I:539:GLY:HA2	1:I:577:LEU:O	2.00	0.62
1:J:507:VAL:HA	1:J:518:PHE:CB	2.28	0.62
1:L:458:VAL:CG2	1:L:476:ASP:O	2.47	0.62
1:L:519:ALA:HB2	1:M:454:GLU:HG3	1.81	0.62
1:M:164:ASP:O	1:M:218:ASP:HA	1.99	0.62
1:M:489:GLN:NE2	1:N:249:TYR:O	2.32	0.62
1:A:244:VAL:HG22	1:A:295:VAL:HG22	1.81	0.62
1:A:540:LEU:HD22	1:B:452:VAL:HG21	1.80	0.62
1:B:539:GLY:HA2	1:B:577:LEU:O	2.00	0.62
1:C:326:ILE:HD11	1:C:502:GLN:HE21	1.64	0.62
1:C:458:VAL:CG2	1:C:476:ASP:O	2.47	0.62
1:C:539:GLY:HA2	1:C:577:LEU:O	2.00	0.62
1:C:609:PHE:CG	1:D:639:ILE:HD12	2.34	0.62
1:D:164:ASP:O	1:D:218:ASP:HA	1.99	0.62
1:D:257:GLU:OE1	1:D:257:GLU:HA	1.99	0.62
1:D:540:LEU:HD22	1:E:452:VAL:HG21	1.80	0.62
1:E:519:ALA:HB2	1:F:454:GLU:HG3	1.81	0.62
1:F:539:GLY:HA2	1:F:577:LEU:O	2.00	0.62
1:I:176:SER:OG	1:I:208:GLU:OE2	2.16	0.62
1:I:459:ILE:HG23	1:I:474:THR:C	2.16	0.62
1:J:539:GLY:HA2	1:J:577:LEU:O	2.00	0.62
1:N:244:VAL:HG22	1:N:295:VAL:HG22	1.81	0.62
1:C:226:LYS:HA	1:C:229:ILE:HD12	1.82	0.62
1:D:507:VAL:HA	1:D:518:PHE:CB	2.28	0.62
1:H:489:GLN:NE2	1:I:249:TYR:O	2.32	0.62
1:I:326:ILE:HD11	1:I:502:GLN:HE21	1.64	0.62
1:K:459:ILE:HG23	1:K:474:THR:C	2.16	0.62
1:M:328:GLU:CD	1:M:521:ARG:HH11	2.00	0.62

Continued on next page...

Continued from previous page...

Atom-1	Atom-2	Interatomic distance (Å)	Clash overlap (Å)
1:N:507:VAL:HA	1:N:518:PHE:CB	2.28	0.62
1:A:164:ASP:O	1:A:218:ASP:HA	1.99	0.62
1:A:249:TYR:O	1:O:489:GLN:NE2	2.32	0.62
1:A:257:GLU:OE1	1:A:257:GLU:HA	1.99	0.62
1:B:489:GLN:NE2	1:C:249:TYR:O	2.32	0.62
1:D:176:SER:OG	1:D:208:GLU:OE2	2.16	0.62
1:D:539:GLY:HA2	1:D:577:LEU:O	2.00	0.62
1:E:481:GLY:O	1:E:505:SER:N	2.33	0.62
1:F:481:GLY:O	1:F:505:SER:N	2.33	0.62
1:G:458:VAL:CG2	1:G:476:ASP:O	2.47	0.62
1:G:481:GLY:O	1:G:505:SER:N	2.33	0.62
1:L:257:GLU:OE1	1:L:257:GLU:HA	1.99	0.62
1:M:458:VAL:CG2	1:M:476:ASP:O	2.47	0.62
1:O:504:VAL:HG11	1:O:521:ARG:HG2	1.80	0.62
1:B:506:ASN:O	1:B:518:PHE:HB2	2.00	0.61
1:B:507:VAL:HA	1:B:518:PHE:CB	2.28	0.61
1:D:481:GLY:O	1:D:505:SER:N	2.33	0.61
1:E:260:LYS:O	1:E:263:SER:OG	2.17	0.61
1:G:519:ALA:HB2	1:H:454:GLU:HG3	1.81	0.61
1:G:522:GLN:HG2	1:H:451:ILE:CG2	2.30	0.61
1:H:519:ALA:HB2	1:I:454:GLU:HG3	1.81	0.61
1:J:176:SER:OG	1:J:208:GLU:OE2	2.16	0.61
1:J:609:PHE:CG	1:K:639:ILE:HD12	2.34	0.61
1:K:257:GLU:OE1	1:K:257:GLU:HA	1.99	0.61
1:M:522:GLN:HG2	1:N:451:ILE:CG2	2.30	0.61
1:N:176:SER:OG	1:N:208:GLU:OE2	2.16	0.61
1:N:326:ILE:HD11	1:N:502:GLN:HE21	1.64	0.61
1:A:504:VAL:HG11	1:A:521:ARG:HG2	1.80	0.61
1:A:506:ASN:O	1:A:518:PHE:HB2	2.00	0.61
1:A:539:GLY:HA2	1:A:577:LEU:O	2.00	0.61
1:D:226:LYS:HA	1:D:229:ILE:HD12	1.82	0.61
1:H:164:ASP:O	1:H:218:ASP:HA	1.99	0.61
1:H:481:GLY:O	1:H:505:SER:N	2.33	0.61
1:H:539:GLY:HA2	1:H:577:LEU:O	2.00	0.61
1:I:226:LYS:HA	1:I:229:ILE:HD12	1.82	0.61
1:J:226:LYS:HA	1:J:229:ILE:HD12	1.82	0.61
1:J:522:GLN:HG2	1:K:451:ILE:CG2	2.30	0.61
1:K:519:ALA:HB2	1:L:454:GLU:HG3	1.81	0.61
1:L:244:VAL:HG22	1:L:295:VAL:HG22	1.81	0.61
1:A:451:ILE:CG2	1:O:522:GLN:HG2	2.30	0.61
1:A:522:GLN:HG2	1:B:451:ILE:CG2	2.30	0.61

Continued on next page...

Continued from previous page...

Atom-1	Atom-2	Interatomic distance (Å)	Clash overlap (Å)
1:B:326:ILE:HD11	1:B:502:GLN:HE21	1.64	0.61
1:B:604:ARG:NH2	1:B:626:LEU:O	2.34	0.61
1:C:244:VAL:HG22	1:C:295:VAL:HG22	1.81	0.61
1:C:481:GLY:O	1:C:505:SER:N	2.33	0.61
1:C:506:ASN:O	1:C:518:PHE:HB2	2.01	0.61
1:D:604:ARG:NH2	1:D:626:LEU:O	2.34	0.61
1:H:506:ASN:O	1:H:518:PHE:HB2	2.01	0.61
1:I:519:ALA:HB2	1:J:454:GLU:HG3	1.81	0.61
1:I:609:PHE:CG	1:J:639:ILE:HD12	2.34	0.61
1:K:539:GLY:HA2	1:K:577:LEU:O	2.00	0.61
1:M:326:ILE:HD11	1:M:502:GLN:HE21	1.64	0.61
1:B:481:GLY:O	1:B:505:SER:N	2.33	0.61
1:B:522:GLN:HG2	1:C:451:ILE:CG2	2.30	0.61
1:D:506:ASN:O	1:D:518:PHE:HB2	2.01	0.61
1:F:519:ALA:HB2	1:G:454:GLU:HG3	1.81	0.61
1:I:481:GLY:O	1:I:505:SER:N	2.33	0.61
1:I:604:ARG:NH2	1:I:626:LEU:O	2.34	0.61
1:J:489:GLN:NE2	1:K:249:TYR:O	2.32	0.61
1:J:604:ARG:NH2	1:J:626:LEU:O	2.34	0.61
1:K:506:ASN:O	1:K:518:PHE:HB2	2.00	0.61
1:O:506:ASN:O	1:O:518:PHE:HB2	2.01	0.61
1:A:481:GLY:O	1:A:505:SER:N	2.33	0.61
1:B:477:ARG:HH11	1:B:477:ARG:CG	2.14	0.61
1:E:226:LYS:HA	1:E:229:ILE:HD12	1.82	0.61
1:F:452:VAL:O	1:F:481:GLY:HA3	2.01	0.61
1:F:604:ARG:NH2	1:F:626:LEU:O	2.34	0.61
1:H:504:VAL:HG11	1:H:521:ARG:HG2	1.80	0.61
1:J:477:ARG:HH11	1:J:477:ARG:CG	2.14	0.61
1:J:481:GLY:O	1:J:505:SER:N	2.33	0.61
1:J:519:ALA:HB2	1:K:454:GLU:HG3	1.81	0.61
1:K:226:LYS:HA	1:K:229:ILE:HD12	1.83	0.61
1:K:481:GLY:O	1:K:505:SER:N	2.33	0.61
1:N:184:VAL:HG13	1:N:187:LEU:HD12	1.82	0.61
1:N:257:GLU:HA	1:N:257:GLU:OE1	1.99	0.61
1:N:522:GLN:HG2	1:O:451:ILE:CG2	2.30	0.61
1:O:184:VAL:HG13	1:O:187:LEU:HD12	1.82	0.61
1:B:226:LYS:HA	1:B:229:ILE:HD12	1.83	0.61
1:C:452:VAL:O	1:C:481:GLY:HA3	2.01	0.61
1:F:164:ASP:O	1:F:218:ASP:HA	1.99	0.61
1:F:260:LYS:O	1:F:263:SER:OG	2.17	0.61
1:H:477:ARG:HH11	1:H:477:ARG:CG	2.14	0.61

Continued on next page...

Continued from previous page...

Atom-1	Atom-2	Interatomic distance (Å)	Clash overlap (Å)
1:N:481:GLY:O	1:N:505:SER:N	2.33	0.61
1:N:506:ASN:O	1:N:518:PHE:HB2	2.01	0.61
1:O:481:GLY:O	1:O:505:SER:N	2.33	0.61
1:O:539:GLY:HA2	1:O:577:LEU:O	2.00	0.61
1:E:604:ARG:NH2	1:E:626:LEU:O	2.34	0.61
1:G:506:ASN:O	1:G:518:PHE:HB2	2.01	0.61
1:H:452:VAL:O	1:H:481:GLY:HA3	2.01	0.61
1:H:522:GLN:HG2	1:I:451:ILE:CG2	2.31	0.61
1:H:604:ARG:NH2	1:H:626:LEU:O	2.34	0.61
1:I:452:VAL:O	1:I:481:GLY:HA3	2.01	0.61
1:J:164:ASP:O	1:J:218:ASP:HA	1.99	0.61
1:K:452:VAL:O	1:K:481:GLY:HA3	2.01	0.61
1:L:452:VAL:O	1:L:481:GLY:HA3	2.01	0.61
1:L:477:ARG:HH11	1:L:477:ARG:CG	2.14	0.61
1:L:481:GLY:O	1:L:505:SER:N	2.33	0.61
1:L:506:ASN:O	1:L:518:PHE:HB2	2.01	0.61
1:L:539:GLY:HA2	1:L:577:LEU:O	2.00	0.61
1:A:508:LEU:HD12	1:A:508:LEU:N	2.16	0.61
1:C:604:ARG:NH2	1:C:626:LEU:O	2.34	0.61
1:E:506:ASN:O	1:E:518:PHE:HB2	2.00	0.61
1:E:522:GLN:HG2	1:F:451:ILE:CG2	2.30	0.61
1:G:452:VAL:O	1:G:481:GLY:HA3	2.01	0.61
1:H:226:LYS:HA	1:H:229:ILE:HD12	1.82	0.61
1:H:326:ILE:HD11	1:H:502:GLN:HE21	1.64	0.61
1:L:226:LYS:HA	1:L:229:ILE:HD12	1.82	0.61
1:L:508:LEU:HD12	1:L:508:LEU:N	2.16	0.61
1:L:522:GLN:HG2	1:M:451:ILE:CG2	2.30	0.61
1:M:184:VAL:HG13	1:M:187:LEU:HD12	1.82	0.61
1:M:506:ASN:O	1:M:518:PHE:HB2	2.00	0.61
1:N:477:ARG:CG	1:N:477:ARG:HH11	2.14	0.61
1:A:184:VAL:HG13	1:A:187:LEU:HD12	1.82	0.61
1:A:604:ARG:NH2	1:A:626:LEU:O	2.34	0.61
1:B:477:ARG:HH11	1:B:477:ARG:HG2	1.66	0.61
1:C:477:ARG:HG2	1:C:477:ARG:HH11	1.66	0.61
1:C:522:GLN:HG2	1:D:451:ILE:CG2	2.31	0.61
1:E:184:VAL:HG13	1:E:187:LEU:HD12	1.82	0.61
1:E:477:ARG:HH11	1:E:477:ARG:CG	2.14	0.61
1:G:326:ILE:HD11	1:G:502:GLN:HE21	1.64	0.61
1:G:539:GLY:HA2	1:G:577:LEU:O	2.00	0.61
1:K:508:LEU:N	1:K:508:LEU:HD12	2.16	0.61
1:K:522:GLN:HG2	1:L:451:ILE:CG2	2.30	0.61

Continued on next page...

Continued from previous page...

Atom-1	Atom-2	Interatomic distance (Å)	Clash overlap (Å)
1:L:609:PHE:CG	1:M:639:ILE:HD12	2.34	0.61
1:M:481:GLY:O	1:M:505:SER:N	2.33	0.61
1:N:452:VAL:O	1:N:481:GLY:HA3	2.01	0.61
1:O:452:VAL:O	1:O:481:GLY:HA3	2.01	0.61
1:B:244:VAL:HG22	1:B:295:VAL:HG22	1.81	0.61
1:C:504:VAL:HG13	1:C:521:ARG:CD	2.31	0.61
1:D:477:ARG:HG2	1:D:477:ARG:HH11	1.66	0.61
1:D:522:GLN:HG2	1:E:451:ILE:CG2	2.30	0.61
1:F:184:VAL:HG13	1:F:187:LEU:HD12	1.82	0.61
1:F:508:LEU:N	1:F:508:LEU:HD12	2.16	0.61
1:G:604:ARG:NH2	1:G:626:LEU:O	2.34	0.61
1:I:184:VAL:HG13	1:I:187:LEU:HD12	1.82	0.61
1:J:184:VAL:HG13	1:J:187:LEU:HD12	1.82	0.61
1:J:452:VAL:O	1:J:481:GLY:HA3	2.01	0.61
1:K:480:VAL:HA	1:K:505:SER:HB2	1.83	0.61
1:M:244:VAL:HG22	1:M:295:VAL:HG22	1.81	0.61
1:M:508:LEU:HD12	1:M:508:LEU:N	2.16	0.61
1:M:604:ARG:NH2	1:M:626:LEU:O	2.34	0.61
1:N:604:ARG:NH2	1:N:626:LEU:O	2.34	0.61
1:O:458:VAL:HB	1:O:476:ASP:O	2.01	0.61
1:O:604:ARG:NH2	1:O:626:LEU:O	2.34	0.61
1:A:477:ARG:HG2	1:A:477:ARG:HH11	1.66	0.60
1:D:458:VAL:HB	1:D:476:ASP:O	2.01	0.60
1:F:477:ARG:CG	1:F:477:ARG:HH11	2.14	0.60
1:F:506:ASN:O	1:F:518:PHE:HB2	2.01	0.60
1:I:508:LEU:HD12	1:I:508:LEU:N	2.16	0.60
1:J:508:LEU:HD12	1:J:508:LEU:N	2.16	0.60
1:K:604:ARG:NH2	1:K:626:LEU:O	2.34	0.60
1:M:226:LYS:HA	1:M:229:ILE:HD12	1.82	0.60
1:M:459:ILE:HG23	1:M:474:THR:C	2.16	0.60
1:M:477:ARG:HH11	1:M:477:ARG:CG	2.14	0.60
1:N:539:GLY:HA2	1:N:577:LEU:O	2.00	0.60
1:O:477:ARG:HH11	1:O:477:ARG:CG	2.14	0.60
1:A:226:LYS:HA	1:A:229:ILE:HD12	1.82	0.60
1:D:184:VAL:HG13	1:D:187:LEU:HD12	1.82	0.60
1:D:452:VAL:O	1:D:481:GLY:HA3	2.01	0.60
1:E:176:SER:OG	1:E:208:GLU:OE2	2.16	0.60
1:G:260:LYS:O	1:G:263:SER:OG	2.17	0.60
1:G:459:ILE:HG23	1:G:474:THR:C	2.16	0.60
1:H:184:VAL:HG13	1:H:187:LEU:HD12	1.82	0.60
1:H:480:VAL:HA	1:H:505:SER:HB2	1.83	0.60

Continued on next page...

Continued from previous page...

Atom-1	Atom-2	Interatomic distance (Å)	Clash overlap (Å)
1:I:506:ASN:O	1:I:518:PHE:HB2	2.00	0.60
1:J:506:ASN:O	1:J:518:PHE:HB2	2.01	0.60
1:L:480:VAL:HA	1:L:505:SER:HB2	1.83	0.60
1:M:539:GLY:HA2	1:M:577:LEU:O	2.00	0.60
1:N:459:ILE:HG23	1:N:474:THR:C	2.16	0.60
1:N:480:VAL:HA	1:N:505:SER:HB2	1.83	0.60
1:B:142:ILE:HD11	1:B:156:ILE:HD12	1.84	0.60
1:C:184:VAL:HG13	1:C:187:LEU:HD12	1.82	0.60
1:C:477:ARG:HH11	1:C:477:ARG:CG	2.14	0.60
1:D:142:ILE:HD11	1:D:156:ILE:HD12	1.84	0.60
1:D:508:LEU:HD12	1:D:508:LEU:N	2.16	0.60
1:E:452:VAL:O	1:E:481:GLY:HA3	2.01	0.60
1:E:458:VAL:HB	1:E:476:ASP:O	2.01	0.60
1:F:438:PRO:HG3	1:F:482:ILE:CG2	2.32	0.60
1:F:522:GLN:HG2	1:G:451:ILE:CG2	2.31	0.60
1:G:184:VAL:HG13	1:G:187:LEU:HD12	1.82	0.60
1:G:477:ARG:HH11	1:G:477:ARG:CG	2.14	0.60
1:G:508:LEU:HD12	1:G:508:LEU:N	2.16	0.60
1:N:458:VAL:HB	1:N:476:ASP:O	2.01	0.60
1:N:508:LEU:N	1:N:508:LEU:HD12	2.16	0.60
1:O:477:ARG:HH11	1:O:477:ARG:HG2	1.66	0.60
1:O:480:VAL:HA	1:O:505:SER:HB2	1.83	0.60
1:O:504:VAL:HG13	1:O:521:ARG:CD	2.31	0.60
1:A:458:VAL:HB	1:A:476:ASP:O	2.01	0.60
1:A:477:ARG:HH11	1:A:477:ARG:CG	2.14	0.60
1:C:508:LEU:N	1:C:508:LEU:HD12	2.16	0.60
1:D:477:ARG:HH11	1:D:477:ARG:CG	2.14	0.60
1:F:226:LYS:HA	1:F:229:ILE:HD12	1.83	0.60
1:F:504:VAL:HG13	1:F:521:ARG:CD	2.31	0.60
1:H:459:ILE:HG23	1:H:474:THR:C	2.16	0.60
1:I:522:GLN:HG2	1:J:451:ILE:CG2	2.31	0.60
1:K:184:VAL:HG13	1:K:187:LEU:HD12	1.82	0.60
1:A:142:ILE:HD11	1:A:156:ILE:HD12	1.84	0.60
1:B:452:VAL:O	1:B:481:GLY:HA3	2.01	0.60
1:E:477:ARG:HH11	1:E:477:ARG:HG2	1.66	0.60
1:F:154:GLU:O	1:F:158:ARG:HB2	2.02	0.60
1:I:260:LYS:O	1:I:263:SER:OG	2.17	0.60
1:I:438:PRO:HG3	1:I:482:ILE:CG2	2.32	0.60
1:I:477:ARG:HG2	1:I:477:ARG:HH11	1.66	0.60
1:J:477:ARG:HH11	1:J:477:ARG:HG2	1.66	0.60
1:L:166:GLU:HB2	1:L:222:ARG:HH21	1.67	0.60

Continued on next page...

Continued from previous page...

Atom-1	Atom-2	Interatomic distance (Å)	Clash overlap (Å)
1:L:604:ARG:NH2	1:L:626:LEU:O	2.34	0.60
1:O:166:GLU:HB2	1:O:222:ARG:HH21	1.67	0.60
1:O:257:GLU:OE1	1:O:257:GLU:HA	1.99	0.60
1:B:504:VAL:HG13	1:B:521:ARG:CD	2.31	0.60
1:E:154:GLU:O	1:E:158:ARG:HB2	2.02	0.60
1:F:481:GLY:N	1:F:505:SER:OG	2.23	0.60
1:G:154:GLU:O	1:G:158:ARG:HB2	2.02	0.60
1:H:438:PRO:HG3	1:H:482:ILE:CG2	2.32	0.60
1:L:184:VAL:HG13	1:L:187:LEU:HD12	1.82	0.60
1:M:506:ASN:HD22	1:M:506:ASN:C	2.04	0.60
1:N:226:LYS:HA	1:N:229:ILE:HD12	1.82	0.60
1:N:504:VAL:HG13	1:N:521:ARG:CD	2.31	0.60
1:B:184:VAL:HG13	1:B:187:LEU:HD12	1.82	0.60
1:C:142:ILE:HD11	1:C:156:ILE:HD12	1.84	0.60
1:H:260:LYS:O	1:H:263:SER:OG	2.17	0.60
1:K:477:ARG:HH11	1:K:477:ARG:CG	2.14	0.60
1:N:477:ARG:HH11	1:N:477:ARG:HG2	1.66	0.60
1:N:506:ASN:HD22	1:N:506:ASN:C	2.04	0.60
1:O:244:VAL:HG22	1:O:295:VAL:HG22	1.81	0.60
1:C:154:GLU:O	1:C:158:ARG:HB2	2.02	0.60
1:C:438:PRO:HG3	1:C:482:ILE:CG2	2.32	0.60
1:E:142:ILE:HD11	1:E:156:ILE:HD12	1.84	0.60
1:F:142:ILE:HD11	1:F:156:ILE:HD12	1.84	0.60
1:G:226:LYS:HA	1:G:229:ILE:HD12	1.82	0.60
1:H:154:GLU:O	1:H:158:ARG:HB2	2.02	0.60
1:I:477:ARG:HH11	1:I:477:ARG:CG	2.14	0.60
1:I:480:VAL:HA	1:I:505:SER:HB2	1.83	0.60
1:J:260:LYS:O	1:J:263:SER:OG	2.17	0.60
1:K:609:PHE:CG	1:L:639:ILE:HD12	2.34	0.60
1:O:142:ILE:HD11	1:O:156:ILE:HD12	1.84	0.60
1:A:452:VAL:O	1:A:481:GLY:HA3	2.01	0.60
1:A:506:ASN:HD22	1:A:506:ASN:C	2.04	0.60
1:B:508:LEU:HD12	1:B:508:LEU:N	2.16	0.60
1:C:458:VAL:HB	1:C:476:ASP:O	2.01	0.60
1:G:142:ILE:HD11	1:G:156:ILE:HD12	1.84	0.60
1:H:508:LEU:N	1:H:508:LEU:HD12	2.16	0.60
1:I:104:VAL:HG22	1:I:141:LEU:HD23	1.84	0.60
1:M:458:VAL:HB	1:M:476:ASP:O	2.01	0.60
1:M:609:PHE:CG	1:N:639:ILE:HD12	2.34	0.60
1:O:508:LEU:HD12	1:O:508:LEU:N	2.16	0.60
1:B:480:VAL:HA	1:B:505:SER:HB2	1.83	0.60

Continued on next page...

Continued from previous page...

Atom-1	Atom-2	Interatomic distance (Å)	Clash overlap (Å)
1:D:154:GLU:O	1:D:158:ARG:HB2	2.02	0.60
1:D:438:PRO:HG3	1:D:482:ILE:CG2	2.32	0.60
1:G:104:VAL:HG22	1:G:141:LEU:HD23	1.84	0.60
1:I:121:GLN:O	1:I:125:ASN:N	2.33	0.60
1:L:504:VAL:HG13	1:L:521:ARG:CD	2.31	0.60
1:N:142:ILE:HD11	1:N:156:ILE:HD12	1.84	0.60
1:O:459:ILE:HG23	1:O:474:THR:C	2.16	0.60
1:B:166:GLU:HB2	1:B:222:ARG:HH21	1.67	0.59
1:E:504:VAL:HG13	1:E:521:ARG:CD	2.31	0.59
1:F:458:VAL:HB	1:F:476:ASP:O	2.01	0.59
1:G:438:PRO:HG3	1:G:482:ILE:CG2	2.32	0.59
1:G:609:PHE:CG	1:H:639:ILE:HD12	2.34	0.59
1:H:477:ARG:HH11	1:H:477:ARG:HG2	1.66	0.59
1:H:490:ILE:HG22	1:H:491:ASN:O	2.03	0.59
1:I:166:GLU:HB2	1:I:222:ARG:HH21	1.67	0.59
1:J:166:GLU:HB2	1:J:222:ARG:HH21	1.67	0.59
1:K:506:ASN:HD22	1:K:506:ASN:C	2.04	0.59
1:O:226:LYS:HA	1:O:229:ILE:HD12	1.82	0.59
1:C:166:GLU:HB2	1:C:222:ARG:HH21	1.67	0.59
1:E:438:PRO:HG3	1:E:482:ILE:CG2	2.32	0.59
1:E:480:VAL:HA	1:E:505:SER:HB2	1.83	0.59
1:J:480:VAL:HA	1:J:505:SER:HB2	1.83	0.59
1:K:477:ARG:HH11	1:K:477:ARG:HG2	1.66	0.59
1:L:490:ILE:HG22	1:L:491:ASN:O	2.02	0.59
1:N:490:ILE:HG22	1:N:491:ASN:O	2.03	0.59
1:A:490:ILE:HG22	1:A:491:ASN:O	2.03	0.59
1:B:438:PRO:HG3	1:B:482:ILE:CG2	2.31	0.59
1:C:480:VAL:HA	1:C:505:SER:HB2	1.83	0.59
1:F:490:ILE:HG22	1:F:491:ASN:O	2.03	0.59
1:I:154:GLU:O	1:I:158:ARG:HB2	2.02	0.59
1:I:504:VAL:HG13	1:I:521:ARG:CD	2.31	0.59
1:J:490:ILE:HG22	1:J:491:ASN:O	2.02	0.59
1:K:260:LYS:O	1:K:263:SER:OG	2.17	0.59
1:K:438:PRO:HG3	1:K:482:ILE:CG2	2.32	0.59
1:K:458:VAL:HB	1:K:476:ASP:O	2.01	0.59
1:M:452:VAL:O	1:M:481:GLY:HA3	2.01	0.59
1:M:458:VAL:CB	1:M:476:ASP:O	2.51	0.59
1:N:166:GLU:HB2	1:N:222:ARG:HH21	1.67	0.59
1:N:438:PRO:HG3	1:N:482:ILE:CG2	2.32	0.59
1:N:458:VAL:CB	1:N:476:ASP:O	2.51	0.59
1:O:104:VAL:HG22	1:O:141:LEU:HD23	1.84	0.59

Continued on next page...

Continued from previous page...

Atom-1	Atom-2	Interatomic distance (Å)	Clash overlap (Å)
1:A:177:ALA:HB3	1:A:208:GLU:CG	2.33	0.59
1:B:458:VAL:HB	1:B:476:ASP:O	2.01	0.59
1:E:166:GLU:HB2	1:E:222:ARG:HH21	1.67	0.59
1:F:166:GLU:HB2	1:F:222:ARG:HH21	1.67	0.59
1:F:459:ILE:HG23	1:F:474:THR:C	2.16	0.59
1:H:459:ILE:HD12	1:H:459:ILE:H	1.67	0.59
1:J:104:VAL:HG22	1:J:141:LEU:HD23	1.84	0.59
1:J:177:ALA:HB3	1:J:208:GLU:CG	2.33	0.59
1:J:458:VAL:HB	1:J:476:ASP:O	2.01	0.59
1:K:104:VAL:HG22	1:K:141:LEU:HD23	1.84	0.59
1:L:438:PRO:HG3	1:L:482:ILE:CG2	2.32	0.59
1:O:177:ALA:HB3	1:O:208:GLU:CG	2.33	0.59
1:O:458:VAL:CB	1:O:476:ASP:O	2.51	0.59
1:A:104:VAL:HG22	1:A:141:LEU:HD23	1.84	0.59
1:B:154:GLU:O	1:B:158:ARG:HB2	2.02	0.59
1:B:458:VAL:CB	1:B:476:ASP:O	2.51	0.59
1:F:477:ARG:HH11	1:F:477:ARG:HG2	1.66	0.59
1:G:166:GLU:HB2	1:G:222:ARG:HH21	1.67	0.59
1:G:458:VAL:HB	1:G:476:ASP:O	2.01	0.59
1:H:104:VAL:HG22	1:H:141:LEU:HD23	1.84	0.59
1:K:177:ALA:HB3	1:K:208:GLU:CG	2.33	0.59
1:L:260:LYS:O	1:L:263:SER:OG	2.17	0.59
1:L:458:VAL:CB	1:L:476:ASP:O	2.51	0.59
1:L:458:VAL:HB	1:L:476:ASP:O	2.01	0.59
1:M:166:GLU:HB2	1:M:222:ARG:HH21	1.67	0.59
1:M:177:ALA:HB3	1:M:208:GLU:CG	2.33	0.59
1:A:458:VAL:CB	1:A:476:ASP:O	2.51	0.59
1:B:104:VAL:HG22	1:B:141:LEU:HD23	1.84	0.59
1:B:490:ILE:HG22	1:B:491:ASN:O	2.02	0.59
1:C:104:VAL:HG22	1:C:141:LEU:HD23	1.84	0.59
1:C:490:ILE:HG22	1:C:491:ASN:O	2.03	0.59
1:H:166:GLU:HB2	1:H:222:ARG:HH21	1.67	0.59
1:I:177:ALA:HB3	1:I:208:GLU:CG	2.33	0.59
1:I:458:VAL:HB	1:I:476:ASP:O	2.01	0.59
1:J:459:ILE:H	1:J:459:ILE:HD12	1.67	0.59
1:K:458:VAL:CB	1:K:476:ASP:O	2.51	0.59
1:K:504:VAL:HG13	1:K:521:ARG:CD	2.31	0.59
1:K:609:PHE:CD2	1:L:639:ILE:CD1	2.75	0.59
1:M:142:ILE:HD11	1:M:156:ILE:HD12	1.84	0.59
1:M:477:ARG:HH11	1:M:477:ARG:HG2	1.66	0.59
1:A:438:PRO:HG3	1:A:482:ILE:CG2	2.32	0.59

Continued on next page...

Continued from previous page...

Atom-1	Atom-2	Interatomic distance (Å)	Clash overlap (Å)
1:B:506:ASN:HD22	1:B:506:ASN:C	2.04	0.59
1:E:459:ILE:H	1:E:459:ILE:HD12	1.67	0.59
1:F:224:ARG:O	1:F:227:ARG:HB2	2.03	0.59
1:F:459:ILE:H	1:F:459:ILE:HD12	1.68	0.59
1:G:458:VAL:CB	1:G:476:ASP:O	2.51	0.59
1:G:480:VAL:HA	1:G:505:SER:HB2	1.83	0.59
1:H:121:GLN:O	1:H:125:ASN:N	2.33	0.59
1:H:142:ILE:HD11	1:H:156:ILE:HD12	1.84	0.59
1:H:458:VAL:CB	1:H:476:ASP:O	2.51	0.59
1:H:609:PHE:CG	1:I:639:ILE:HD12	2.34	0.59
1:I:458:VAL:CB	1:I:476:ASP:O	2.51	0.59
1:K:118:LEU:O	1:K:121:GLN:HB3	2.03	0.59
1:M:260:LYS:O	1:M:263:SER:OG	2.17	0.59
1:N:104:VAL:HG22	1:N:141:LEU:HD23	1.84	0.59
1:O:154:GLU:O	1:O:158:ARG:HB2	2.02	0.59
1:B:177:ALA:HB3	1:B:208:GLU:CG	2.33	0.59
1:C:459:ILE:HD12	1:C:459:ILE:H	1.68	0.59
1:C:506:ASN:HD22	1:C:507:VAL:H	1.50	0.59
1:D:166:GLU:HB2	1:D:222:ARG:HH21	1.67	0.59
1:D:458:VAL:CB	1:D:476:ASP:O	2.51	0.59
1:D:490:ILE:HG22	1:D:491:ASN:O	2.03	0.59
1:F:118:LEU:O	1:F:121:GLN:HB3	2.03	0.59
1:F:176:SER:OG	1:F:208:GLU:OE2	2.16	0.59
1:F:480:VAL:HA	1:F:505:SER:HB2	1.83	0.59
1:J:154:GLU:O	1:J:158:ARG:HB2	2.02	0.59
1:J:458:VAL:CB	1:J:476:ASP:O	2.51	0.59
1:K:166:GLU:HB2	1:K:222:ARG:HH21	1.67	0.59
1:N:177:ALA:HB3	1:N:208:GLU:CG	2.33	0.59
1:C:458:VAL:CB	1:C:476:ASP:O	2.51	0.59
1:E:104:VAL:HG22	1:E:141:LEU:HD23	1.84	0.59
1:E:118:LEU:O	1:E:121:GLN:HB3	2.03	0.59
1:E:224:ARG:O	1:E:227:ARG:HB2	2.03	0.59
1:E:458:VAL:CB	1:E:476:ASP:O	2.51	0.59
1:F:458:VAL:CB	1:F:476:ASP:O	2.51	0.59
1:H:444:ASP:OD1	1:H:445:ASN:N	2.36	0.59
1:H:504:VAL:HG13	1:H:521:ARG:CD	2.31	0.59
1:J:118:LEU:O	1:J:121:GLN:HB3	2.03	0.59
1:J:438:PRO:HG3	1:J:482:ILE:CG2	2.32	0.59
1:L:118:LEU:O	1:L:121:GLN:HB3	2.03	0.59
1:M:480:VAL:HA	1:M:505:SER:HB2	1.83	0.59
1:N:154:GLU:O	1:N:158:ARG:HB2	2.02	0.59

Continued on next page...

Continued from previous page...

Atom-1	Atom-2	Interatomic distance (Å)	Clash overlap (Å)
1:O:438:PRO:HG3	1:O:482:ILE:CG2	2.32	0.59
1:O:506:ASN:HD22	1:O:506:ASN:C	2.04	0.59
1:A:166:GLU:HB2	1:A:222:ARG:HH21	1.67	0.59
1:A:504:VAL:HG13	1:A:521:ARG:CD	2.31	0.59
1:E:508:LEU:N	1:E:508:LEU:HD12	2.16	0.59
1:F:104:VAL:HG22	1:F:141:LEU:HD23	1.84	0.59
1:G:118:LEU:O	1:G:121:GLN:HB3	2.03	0.59
1:G:444:ASP:OD1	1:G:445:ASN:N	2.36	0.59
1:H:177:ALA:HB3	1:H:208:GLU:CG	2.33	0.59
1:H:458:VAL:HB	1:H:476:ASP:O	2.01	0.59
1:I:142:ILE:HD11	1:I:156:ILE:HD12	1.84	0.59
1:I:444:ASP:OD1	1:I:445:ASN:N	2.36	0.59
1:J:142:ILE:HD11	1:J:156:ILE:HD12	1.84	0.59
1:J:444:ASP:OD1	1:J:445:ASN:N	2.36	0.59
1:J:506:ASN:HD22	1:J:506:ASN:C	2.04	0.59
1:K:154:GLU:O	1:K:158:ARG:HB2	2.02	0.59
1:L:177:ALA:HB3	1:L:208:GLU:CG	2.33	0.59
1:L:506:ASN:HD22	1:L:506:ASN:C	2.04	0.59
1:M:154:GLU:O	1:M:158:ARG:HB2	2.02	0.59
1:D:104:VAL:HG22	1:D:141:LEU:HD23	1.83	0.58
1:G:459:ILE:H	1:G:459:ILE:HD12	1.68	0.58
1:L:154:GLU:O	1:L:158:ARG:HB2	2.02	0.58
1:N:459:ILE:HD12	1:N:459:ILE:H	1.67	0.58
1:A:154:GLU:O	1:A:158:ARG:HB2	2.02	0.58
1:C:444:ASP:OD1	1:C:445:ASN:N	2.36	0.58
1:D:444:ASP:OD1	1:D:445:ASN:N	2.36	0.58
1:F:177:ALA:HB3	1:F:208:GLU:CG	2.33	0.58
1:F:444:ASP:OD1	1:F:445:ASN:N	2.36	0.58
1:F:506:ASN:HD22	1:F:507:VAL:H	1.50	0.58
1:G:177:ALA:HB3	1:G:208:GLU:CG	2.33	0.58
1:J:504:VAL:HG13	1:J:521:ARG:CD	2.31	0.58
1:K:142:ILE:HD11	1:K:156:ILE:HD12	1.84	0.58
1:L:142:ILE:HD11	1:L:156:ILE:HD12	1.84	0.58
1:N:206:ALA:HA	1:N:212:SER:O	2.04	0.58
1:A:480:VAL:HA	1:A:505:SER:HB2	1.83	0.58
1:D:118:LEU:O	1:D:121:GLN:HB3	2.03	0.58
1:E:444:ASP:OD1	1:E:445:ASN:N	2.36	0.58
1:E:490:ILE:HG22	1:E:491:ASN:O	2.02	0.58
1:G:206:ALA:HA	1:G:212:SER:O	2.04	0.58
1:G:504:VAL:HG13	1:G:521:ARG:CD	2.31	0.58
1:J:224:ARG:O	1:J:227:ARG:HB2	2.03	0.58

Continued on next page...

Continued from previous page...

Atom-1	Atom-2	Interatomic distance (Å)	Clash overlap (Å)
1:K:444:ASP:OD1	1:K:445:ASN:N	2.36	0.58
1:M:104:VAL:HG22	1:M:141:LEU:HD23	1.84	0.58
1:N:164:ASP:O	1:N:219:PRO:HD2	2.04	0.58
1:A:206:ALA:HA	1:A:212:SER:O	2.04	0.58
1:D:506:ASN:HD22	1:D:506:ASN:C	2.04	0.58
1:E:164:ASP:O	1:E:219:PRO:HD2	2.04	0.58
1:G:224:ARG:O	1:G:227:ARG:HB2	2.03	0.58
1:G:477:ARG:HH11	1:G:477:ARG:HG2	1.66	0.58
1:I:224:ARG:O	1:I:227:ARG:HB2	2.03	0.58
1:I:490:ILE:HG22	1:I:491:ASN:O	2.02	0.58
1:K:490:ILE:HG22	1:K:491:ASN:O	2.03	0.58
1:L:104:VAL:HG22	1:L:141:LEU:HD23	1.84	0.58
1:M:118:LEU:O	1:M:121:GLN:HB3	2.03	0.58
1:M:504:VAL:HG13	1:M:521:ARG:CD	2.31	0.58
1:N:260:LYS:O	1:N:263:SER:OG	2.17	0.58
1:A:118:LEU:O	1:A:121:GLN:HB3	2.03	0.58
1:B:206:ALA:HA	1:B:212:SER:O	2.04	0.58
1:C:177:ALA:HB3	1:C:208:GLU:CG	2.33	0.58
1:D:206:ALA:HA	1:D:212:SER:O	2.03	0.58
1:E:107:VAL:HG22	1:E:160:ASP:HB2	1.86	0.58
1:G:490:ILE:HG22	1:G:491:ASN:O	2.03	0.58
1:H:206:ALA:HA	1:H:212:SER:O	2.04	0.58
1:H:224:ARG:O	1:H:227:ARG:HB2	2.03	0.58
1:L:477:ARG:HH11	1:L:477:ARG:HG2	1.66	0.58
1:N:224:ARG:O	1:N:227:ARG:HB2	2.03	0.58
1:O:224:ARG:O	1:O:227:ARG:HB2	2.03	0.58
1:B:444:ASP:OD1	1:B:445:ASN:N	2.36	0.58
1:D:164:ASP:O	1:D:219:PRO:HD2	2.04	0.58
1:F:164:ASP:O	1:F:219:PRO:HD2	2.04	0.58
1:F:206:ALA:HA	1:F:212:SER:O	2.03	0.58
1:H:118:LEU:O	1:H:121:GLN:HB3	2.03	0.58
1:H:506:ASN:HD22	1:H:506:ASN:C	2.04	0.58
1:I:118:LEU:O	1:I:121:GLN:HB3	2.03	0.58
1:I:506:ASN:HD22	1:I:506:ASN:C	2.04	0.58
1:J:107:VAL:HG22	1:J:160:ASP:HB2	1.86	0.58
1:L:107:VAL:HG22	1:L:160:ASP:HB2	1.86	0.58
1:L:444:ASP:OD1	1:L:445:ASN:N	2.36	0.58
1:M:164:ASP:O	1:M:219:PRO:HD2	2.04	0.58
1:A:459:ILE:HG23	1:A:474:THR:C	2.16	0.58
1:C:132:VAL:HG12	1:C:134:TYR:CE1	2.39	0.58
1:C:256:VAL:O	1:C:260:LYS:HG2	2.04	0.58

Continued on next page...

Continued from previous page...

Atom-1	Atom-2	Interatomic distance (Å)	Clash overlap (Å)
1:D:459:ILE:H	1:D:459:ILE:HD12	1.67	0.58
1:E:177:ALA:HB3	1:E:208:GLU:CG	2.33	0.58
1:E:481:GLY:N	1:E:505:SER:OG	2.23	0.58
1:G:107:VAL:HG22	1:G:160:ASP:HB2	1.86	0.58
1:G:121:GLN:O	1:G:125:ASN:N	2.33	0.58
1:M:107:VAL:HG22	1:M:160:ASP:HB2	1.86	0.58
1:M:224:ARG:O	1:M:227:ARG:HB2	2.03	0.58
1:M:438:PRO:HG3	1:M:482:ILE:CG2	2.32	0.58
1:M:444:ASP:OD1	1:M:445:ASN:N	2.36	0.58
1:M:459:ILE:H	1:M:459:ILE:HD12	1.68	0.58
1:M:490:ILE:HG22	1:M:491:ASN:O	2.03	0.58
1:N:444:ASP:OD1	1:N:445:ASN:N	2.36	0.58
1:O:105:VAL:HG11	1:O:157:ARG:HE	1.69	0.58
1:O:164:ASP:O	1:O:219:PRO:HD2	2.04	0.58
1:O:490:ILE:HG22	1:O:491:ASN:O	2.02	0.58
1:B:118:LEU:O	1:B:121:GLN:HB3	2.03	0.58
1:D:132:VAL:HG12	1:D:134:TYR:CE1	2.39	0.58
1:D:256:VAL:O	1:D:260:LYS:HG2	2.04	0.58
1:E:256:VAL:O	1:E:260:LYS:HG2	2.04	0.58
1:F:107:VAL:HG22	1:F:160:ASP:HB2	1.86	0.58
1:G:164:ASP:O	1:G:219:PRO:HD2	2.04	0.58
1:H:256:VAL:O	1:H:260:LYS:HG2	2.04	0.58
1:K:206:ALA:HA	1:K:212:SER:O	2.04	0.58
1:A:224:ARG:O	1:A:227:ARG:HB2	2.03	0.58
1:A:459:ILE:H	1:A:459:ILE:HD12	1.67	0.58
1:D:107:VAL:HG22	1:D:160:ASP:HB2	1.86	0.58
1:D:224:ARG:O	1:D:227:ARG:HB2	2.03	0.58
1:D:504:VAL:HG13	1:D:521:ARG:CD	2.31	0.58
1:H:107:VAL:HG22	1:H:160:ASP:HB2	1.86	0.58
1:I:107:VAL:HG22	1:I:160:ASP:HB2	1.86	0.58
1:I:132:VAL:HG12	1:I:134:TYR:CE1	2.39	0.58
1:K:107:VAL:HG22	1:K:160:ASP:HB2	1.86	0.58
1:K:224:ARG:O	1:K:227:ARG:HB2	2.03	0.58
1:L:164:ASP:O	1:L:219:PRO:HD2	2.04	0.58
1:M:105:VAL:HG11	1:M:157:ARG:HE	1.69	0.58
1:O:118:LEU:O	1:O:121:GLN:HB3	2.03	0.58
1:O:132:VAL:HG12	1:O:134:TYR:CE1	2.39	0.58
1:A:181:VAL:O	1:A:185:GLU:HG3	2.04	0.58
1:A:444:ASP:OD1	1:A:445:ASN:N	2.36	0.58
1:B:105:VAL:HG11	1:B:157:ARG:HE	1.69	0.58
1:B:224:ARG:O	1:B:227:ARG:HB2	2.03	0.58

Continued on next page...

Continued from previous page...

Atom-1	Atom-2	Interatomic distance (Å)	Clash overlap (Å)
1:B:256:VAL:O	1:B:260:LYS:HG2	2.04	0.58
1:C:224:ARG:O	1:C:227:ARG:HB2	2.03	0.58
1:C:459:ILE:HG23	1:C:474:THR:C	2.16	0.58
1:D:459:ILE:HG23	1:D:474:THR:C	2.16	0.58
1:H:164:ASP:O	1:H:219:PRO:HD2	2.04	0.58
1:I:459:ILE:H	1:I:459:ILE:HD12	1.67	0.58
1:L:459:ILE:H	1:L:459:ILE:HD12	1.67	0.58
1:M:206:ALA:HA	1:M:212:SER:O	2.04	0.58
1:O:444:ASP:OD1	1:O:445:ASN:N	2.36	0.58
1:O:459:ILE:H	1:O:459:ILE:HD12	1.67	0.58
1:A:107:VAL:HG22	1:A:160:ASP:HB2	1.86	0.57
1:B:107:VAL:HG22	1:B:160:ASP:HB2	1.86	0.57
1:B:459:ILE:H	1:B:459:ILE:HD12	1.67	0.57
1:C:107:VAL:HG22	1:C:160:ASP:HB2	1.86	0.57
1:C:164:ASP:O	1:C:219:PRO:HD2	2.04	0.57
1:D:177:ALA:HB3	1:D:208:GLU:CG	2.33	0.57
1:D:480:VAL:HA	1:D:505:SER:HB2	1.83	0.57
1:F:506:ASN:HD22	1:F:506:ASN:C	2.04	0.57
1:I:206:ALA:HA	1:I:212:SER:O	2.04	0.57
1:I:256:VAL:O	1:I:260:LYS:HG2	2.04	0.57
1:L:224:ARG:O	1:L:227:ARG:HB2	2.03	0.57
1:O:181:VAL:O	1:O:185:GLU:HG3	2.04	0.57
1:A:256:VAL:O	1:A:260:LYS:HG2	2.04	0.57
1:B:132:VAL:HG12	1:B:134:TYR:CE1	2.39	0.57
1:B:181:VAL:O	1:B:185:GLU:HG3	2.04	0.57
1:B:459:ILE:HG23	1:B:474:THR:C	2.16	0.57
1:C:118:LEU:O	1:C:121:GLN:HB3	2.03	0.57
1:K:132:VAL:HG12	1:K:134:TYR:CE1	2.39	0.57
1:L:132:VAL:HG12	1:L:134:TYR:CE1	2.39	0.57
1:L:256:VAL:O	1:L:260:LYS:HG2	2.04	0.57
1:N:107:VAL:HG22	1:N:160:ASP:HB2	1.86	0.57
1:C:105:VAL:HG11	1:C:157:ARG:HE	1.69	0.57
1:E:105:VAL:HG11	1:E:157:ARG:HE	1.69	0.57
1:E:459:ILE:HG23	1:E:474:THR:C	2.16	0.57
1:F:256:VAL:O	1:F:260:LYS:HG2	2.04	0.57
1:H:507:VAL:CA	1:H:518:PHE:HB3	2.35	0.57
1:I:164:ASP:O	1:I:219:PRO:HD2	2.04	0.57
1:K:256:VAL:O	1:K:260:LYS:HG2	2.04	0.57
1:L:506:ASN:HD22	1:L:507:VAL:H	1.51	0.57
1:N:181:VAL:O	1:N:185:GLU:HG3	2.04	0.57
1:O:107:VAL:HG22	1:O:160:ASP:HB2	1.86	0.57

Continued on next page...

Continued from previous page...

Atom-1	Atom-2	Interatomic distance (Å)	Clash overlap (Å)
1:O:260:LYS:O	1:O:263:SER:OG	2.17	0.57
1:A:164:ASP:O	1:A:219:PRO:HD2	2.04	0.57
1:E:206:ALA:HA	1:E:212:SER:O	2.04	0.57
1:E:507:VAL:CA	1:E:518:PHE:HB3	2.35	0.57
1:I:181:VAL:O	1:I:185:GLU:HG3	2.04	0.57
1:J:164:ASP:O	1:J:219:PRO:HD2	2.04	0.57
1:M:256:VAL:O	1:M:260:LYS:HG2	2.04	0.57
1:N:118:LEU:O	1:N:121:GLN:HB3	2.03	0.57
1:N:132:VAL:HG12	1:N:134:TYR:CE1	2.39	0.57
1:N:256:VAL:O	1:N:260:LYS:HG2	2.04	0.57
1:O:256:VAL:O	1:O:260:LYS:HG2	2.04	0.57
1:A:105:VAL:HG11	1:A:157:ARG:HE	1.69	0.57
1:A:132:VAL:HG12	1:A:134:TYR:CE1	2.39	0.57
1:B:112:VAL:HG21	1:B:140:ILE:HD11	1.87	0.57
1:C:206:ALA:HA	1:C:212:SER:O	2.03	0.57
1:G:181:VAL:O	1:G:185:GLU:HG3	2.04	0.57
1:H:181:VAL:O	1:H:185:GLU:HG3	2.04	0.57
1:J:105:VAL:HG11	1:J:157:ARG:HE	1.69	0.57
1:K:164:ASP:O	1:K:219:PRO:HD2	2.04	0.57
1:K:459:ILE:HD12	1:K:459:ILE:H	1.68	0.57
1:L:206:ALA:HA	1:L:212:SER:O	2.04	0.57
1:C:112:VAL:HG21	1:C:140:ILE:HD11	1.87	0.57
1:F:181:VAL:O	1:F:185:GLU:HG3	2.04	0.57
1:G:132:VAL:HG12	1:G:134:TYR:CE1	2.39	0.57
1:J:181:VAL:O	1:J:185:GLU:HG3	2.04	0.57
1:K:181:VAL:O	1:K:185:GLU:HG3	2.04	0.57
1:A:112:VAL:HG21	1:A:140:ILE:HD11	1.87	0.57
1:D:112:VAL:HG21	1:D:140:ILE:HD11	1.87	0.57
1:F:132:VAL:HG12	1:F:134:TYR:CE1	2.39	0.57
1:G:105:VAL:HG11	1:G:157:ARG:HE	1.69	0.57
1:H:132:VAL:HG12	1:H:134:TYR:CE1	2.39	0.57
1:J:206:ALA:HA	1:J:212:SER:O	2.04	0.57
1:J:256:VAL:O	1:J:260:LYS:HG2	2.04	0.57
1:L:105:VAL:HG11	1:L:157:ARG:HE	1.69	0.57
1:O:206:ALA:HA	1:O:212:SER:O	2.04	0.57
1:D:507:VAL:CA	1:D:518:PHE:HB3	2.35	0.57
1:E:181:VAL:O	1:E:185:GLU:HG3	2.04	0.57
1:E:259:LEU:HD11	1:E:310:ILE:HG13	1.87	0.57
1:G:256:VAL:O	1:G:260:LYS:HG2	2.04	0.57
1:H:259:LEU:HD11	1:H:310:ILE:HG13	1.86	0.57
1:J:132:VAL:HG12	1:J:134:TYR:CE1	2.39	0.57

Continued on next page...

Continued from previous page...

Atom-1	Atom-2	Interatomic distance (Å)	Clash overlap (Å)
1:K:105:VAL:HG11	1:K:157:ARG:HE	1.69	0.57
1:M:181:VAL:O	1:M:185:GLU:HG3	2.04	0.57
1:N:105:VAL:HG11	1:N:157:ARG:HE	1.69	0.57
1:O:112:VAL:HG21	1:O:140:ILE:HD11	1.87	0.57
1:C:456:VAL:CG2	1:C:457:PRO:CD	2.83	0.57
1:G:259:LEU:HD11	1:G:310:ILE:HG13	1.87	0.57
1:G:507:VAL:CA	1:G:518:PHE:HB3	2.35	0.57
1:I:506:ASN:HD22	1:I:507:VAL:H	1.50	0.57
1:L:181:VAL:O	1:L:185:GLU:HG3	2.04	0.57
1:M:112:VAL:HG21	1:M:140:ILE:HD11	1.87	0.57
1:N:112:VAL:HG21	1:N:140:ILE:HD11	1.87	0.57
1:B:164:ASP:O	1:B:219:PRO:HD2	2.04	0.57
1:C:181:VAL:O	1:C:185:GLU:HG3	2.04	0.57
1:D:105:VAL:HG11	1:D:157:ARG:HE	1.69	0.57
1:G:506:ASN:HD22	1:G:506:ASN:C	2.04	0.57
1:H:105:VAL:HG11	1:H:157:ARG:HE	1.69	0.57
1:I:172:LEU:HG	1:I:212:SER:HA	1.87	0.57
1:J:172:LEU:HG	1:J:212:SER:HA	1.87	0.57
1:K:507:VAL:CA	1:K:518:PHE:HB3	2.35	0.57
1:L:112:VAL:HG21	1:L:140:ILE:HD11	1.87	0.57
1:A:121:GLN:O	1:A:125:ASN:N	2.33	0.56
1:B:507:VAL:CA	1:B:518:PHE:HB3	2.35	0.56
1:D:259:LEU:HD11	1:D:310:ILE:HG13	1.87	0.56
1:D:456:VAL:CG2	1:D:457:PRO:CD	2.83	0.56
1:E:112:VAL:HG21	1:E:140:ILE:HD11	1.87	0.56
1:E:132:VAL:HG12	1:E:134:TYR:CE1	2.39	0.56
1:F:259:LEU:HD11	1:F:310:ILE:HG13	1.87	0.56
1:G:456:VAL:CG2	1:G:457:PRO:CD	2.83	0.56
1:I:259:LEU:HD11	1:I:310:ILE:HG13	1.87	0.56
1:J:180:MET:HE2	1:J:213:ILE:HD11	1.85	0.56
1:K:172:LEU:HG	1:K:212:SER:HA	1.87	0.56
1:L:172:LEU:HG	1:L:212:SER:HA	1.87	0.56
1:M:121:GLN:O	1:M:125:ASN:N	2.33	0.56
1:D:506:ASN:HD22	1:D:507:VAL:H	1.51	0.56
1:F:121:GLN:O	1:F:125:ASN:N	2.33	0.56
1:O:456:VAL:CG2	1:O:457:PRO:CD	2.83	0.56
1:A:504:VAL:CG1	1:A:521:ARG:CG	2.83	0.56
1:B:121:GLN:O	1:B:125:ASN:N	2.33	0.56
1:C:259:LEU:HD11	1:C:310:ILE:HG13	1.87	0.56
1:C:506:ASN:HD22	1:C:506:ASN:C	2.04	0.56
1:D:181:VAL:O	1:D:185:GLU:HG3	2.04	0.56

Continued on next page...

Continued from previous page...

Atom-1	Atom-2	Interatomic distance (Å)	Clash overlap (Å)
1:E:506:ASN:HD22	1:E:506:ASN:C	2.04	0.56
1:F:456:VAL:CG2	1:F:457:PRO:CD	2.83	0.56
1:F:481:GLY:H	1:F:505:SER:HB3	0.42	0.56
1:H:172:LEU:HG	1:H:212:SER:HA	1.87	0.56
1:K:112:VAL:HG21	1:K:140:ILE:HD11	1.87	0.56
1:K:330:ALA:HB3	1:K:432:SER:HB3	1.88	0.56
1:L:330:ALA:HB3	1:L:432:SER:HB3	1.88	0.56
1:M:172:LEU:HG	1:M:212:SER:HA	1.87	0.56
1:N:172:LEU:HG	1:N:212:SER:HA	1.87	0.56
1:A:260:LYS:O	1:A:263:SER:OG	2.17	0.56
1:D:504:VAL:CG1	1:D:521:ARG:CG	2.83	0.56
1:F:112:VAL:HG21	1:F:140:ILE:HD11	1.87	0.56
1:J:259:LEU:HD11	1:J:310:ILE:HG13	1.87	0.56
1:J:507:VAL:CA	1:J:518:PHE:HB3	2.35	0.56
1:M:132:VAL:HG12	1:M:134:TYR:CE1	2.39	0.56
1:M:259:LEU:HD11	1:M:310:ILE:HG13	1.87	0.56
1:O:172:LEU:HG	1:O:212:SER:HA	1.87	0.56
1:A:456:VAL:CG2	1:A:457:PRO:CD	2.83	0.56
1:B:456:VAL:CG2	1:B:457:PRO:CD	2.83	0.56
1:J:112:VAL:HG21	1:J:140:ILE:HD11	1.87	0.56
1:N:259:LEU:HD11	1:N:310:ILE:HG13	1.87	0.56
1:N:507:VAL:CA	1:N:518:PHE:HB3	2.35	0.56
1:O:259:LEU:HD11	1:O:310:ILE:HG13	1.87	0.56
1:A:172:LEU:HG	1:A:212:SER:HA	1.87	0.56
1:A:259:LEU:HD11	1:A:310:ILE:HG13	1.87	0.56
1:A:507:VAL:CA	1:A:518:PHE:HB3	2.35	0.56
1:C:330:ALA:HB3	1:C:432:SER:HB3	1.88	0.56
1:C:504:VAL:CG1	1:C:521:ARG:CG	2.83	0.56
1:D:215:ILE:HD11	1:D:225:LEU:HD13	1.88	0.56
1:D:330:ALA:HB3	1:D:432:SER:HB3	1.88	0.56
1:E:215:ILE:HD11	1:E:225:LEU:HD13	1.88	0.56
1:F:105:VAL:HG11	1:F:157:ARG:HE	1.69	0.56
1:H:456:VAL:CG2	1:H:457:PRO:CD	2.83	0.56
1:I:207:ASP:OD1	1:I:209:ARG:N	2.33	0.56
1:J:330:ALA:HB3	1:J:432:SER:HB3	1.88	0.56
1:O:121:GLN:O	1:O:125:ASN:N	2.33	0.56
1:A:506:ASN:HD22	1:A:507:VAL:H	1.50	0.56
1:D:481:GLY:N	1:D:505:SER:OG	2.23	0.56
1:J:207:ASP:OD1	1:J:209:ARG:N	2.33	0.56
1:L:259:LEU:HD11	1:L:310:ILE:HG13	1.87	0.56
1:M:330:ALA:HB3	1:M:432:SER:HB3	1.88	0.56

Continued on next page...

Continued from previous page...

Atom-1	Atom-2	Interatomic distance (Å)	Clash overlap (Å)
1:N:456:VAL:CG2	1:N:457:PRO:CD	2.83	0.56
1:C:215:ILE:HD11	1:C:225:LEU:HD13	1.88	0.56
1:D:521:ARG:HD3	1:D:521:ARG:N	2.21	0.56
1:E:330:ALA:HB3	1:E:432:SER:HB3	1.88	0.56
1:E:456:VAL:CG2	1:E:457:PRO:CD	2.83	0.56
1:F:215:ILE:HD11	1:F:225:LEU:HD13	1.88	0.56
1:F:521:ARG:HD3	1:F:521:ARG:N	2.21	0.56
1:G:172:LEU:HG	1:G:212:SER:HA	1.87	0.56
1:G:506:ASN:HD22	1:G:507:VAL:H	1.50	0.56
1:O:504:VAL:CG1	1:O:521:ARG:CG	2.83	0.56
1:O:506:ASN:HD22	1:O:507:VAL:H	1.50	0.56
1:H:521:ARG:HD3	1:H:521:ARG:N	2.21	0.56
1:J:521:ARG:HD3	1:J:521:ARG:N	2.21	0.56
1:L:521:ARG:HD3	1:L:521:ARG:N	2.21	0.56
1:B:172:LEU:HG	1:B:212:SER:HA	1.87	0.56
1:B:259:LEU:HD11	1:B:310:ILE:HG13	1.87	0.56
1:B:330:ALA:HB3	1:B:432:SER:HB3	1.88	0.56
1:B:504:VAL:CG1	1:B:521:ARG:CG	2.83	0.56
1:B:521:ARG:HD3	1:B:521:ARG:N	2.21	0.56
1:C:207:ASP:O	1:C:211:ASN:CA	2.55	0.56
1:C:481:GLY:H	1:C:505:SER:HB3	0.42	0.56
1:G:112:VAL:HG21	1:G:140:ILE:HD11	1.87	0.56
1:I:112:VAL:HG21	1:I:140:ILE:HD11	1.87	0.56
1:I:330:ALA:HB3	1:I:432:SER:HB3	1.88	0.56
1:C:121:GLN:O	1:C:125:ASN:N	2.33	0.55
1:G:215:ILE:HD11	1:G:225:LEU:HD13	1.88	0.55
1:J:207:ASP:O	1:J:211:ASN:CA	2.54	0.55
1:K:207:ASP:OD1	1:K:209:ARG:N	2.33	0.55
1:K:259:LEU:HD11	1:K:310:ILE:HG13	1.87	0.55
1:L:207:ASP:O	1:L:211:ASN:CA	2.54	0.55
1:L:507:VAL:CA	1:L:518:PHE:HB3	2.35	0.55
1:B:609:PHE:CE2	1:C:639:ILE:HD11	2.42	0.55
1:C:172:LEU:HG	1:C:212:SER:HA	1.87	0.55
1:E:177:ALA:HB3	1:E:208:GLU:HG2	1.89	0.55
1:E:207:ASP:O	1:E:211:ASN:CA	2.54	0.55
1:I:504:VAL:CG1	1:I:521:ARG:CG	2.83	0.55
1:J:456:VAL:CG2	1:J:457:PRO:CD	2.83	0.55
1:K:456:VAL:CG2	1:K:457:PRO:CD	2.83	0.55
1:L:481:GLY:H	1:L:505:SER:HB3	0.41	0.55
1:M:207:ASP:O	1:M:211:ASN:CA	2.54	0.55
1:M:507:VAL:CA	1:M:518:PHE:HB3	2.35	0.55

Continued on next page...

Continued from previous page...

Atom-1	Atom-2	Interatomic distance (Å)	Clash overlap (Å)
1:N:207:ASP:O	1:N:211:ASN:CA	2.54	0.55
1:N:521:ARG:HD3	1:N:521:ARG:N	2.21	0.55
1:B:215:ILE:HD11	1:B:225:LEU:HD13	1.88	0.55
1:E:521:ARG:HD3	1:E:521:ARG:N	2.21	0.55
1:F:609:PHE:CE2	1:G:639:ILE:HD11	2.42	0.55
1:H:112:VAL:HG21	1:H:140:ILE:HD11	1.87	0.55
1:I:105:VAL:HG11	1:I:157:ARG:HE	1.69	0.55
1:I:481:GLY:N	1:I:505:SER:OG	2.23	0.55
1:K:207:ASP:O	1:K:211:ASN:CA	2.55	0.55
1:K:521:ARG:HD3	1:K:521:ARG:N	2.21	0.55
1:O:207:ASP:O	1:O:211:ASN:CA	2.55	0.55
1:A:207:ASP:O	1:A:211:ASN:CA	2.54	0.55
1:A:521:ARG:HD3	1:A:521:ARG:N	2.21	0.55
1:C:507:VAL:CA	1:C:518:PHE:HB3	2.35	0.55
1:C:609:PHE:CE2	1:D:639:ILE:HD11	2.42	0.55
1:D:121:GLN:O	1:D:125:ASN:N	2.33	0.55
1:F:172:LEU:HG	1:F:212:SER:HA	1.87	0.55
1:F:507:VAL:CA	1:F:518:PHE:HB3	2.35	0.55
1:G:207:ASP:O	1:G:211:ASN:CA	2.54	0.55
1:H:207:ASP:O	1:H:211:ASN:CA	2.54	0.55
1:E:121:GLN:O	1:E:125:ASN:N	2.33	0.55
1:E:609:PHE:CE2	1:F:639:ILE:HD11	2.42	0.55
1:F:330:ALA:HB3	1:F:432:SER:HB3	1.88	0.55
1:H:330:ALA:HB3	1:H:432:SER:HB3	1.88	0.55
1:I:456:VAL:CG2	1:I:457:PRO:CD	2.83	0.55
1:I:521:ARG:HD3	1:I:521:ARG:N	2.21	0.55
1:L:456:VAL:CG2	1:L:457:PRO:CD	2.83	0.55
1:N:330:ALA:HB3	1:N:432:SER:HB3	1.88	0.55
1:A:330:ALA:HB3	1:A:432:SER:HB3	1.88	0.55
1:B:207:ASP:O	1:B:211:ASN:CA	2.54	0.55
1:C:521:ARG:HD3	1:C:521:ARG:N	2.21	0.55
1:D:172:LEU:HG	1:D:212:SER:HA	1.87	0.55
1:E:207:ASP:OD1	1:E:209:ARG:N	2.33	0.55
1:E:504:VAL:CG1	1:E:521:ARG:CG	2.83	0.55
1:G:521:ARG:HD3	1:G:521:ARG:N	2.21	0.55
1:H:215:ILE:HD11	1:H:225:LEU:HD13	1.88	0.55
1:I:207:ASP:O	1:I:211:ASN:CA	2.55	0.55
1:I:215:ILE:HD11	1:I:225:LEU:HD13	1.88	0.55
1:I:481:GLY:H	1:I:505:SER:HB3	0.42	0.55
1:A:215:ILE:HD11	1:A:225:LEU:HD13	1.88	0.55
1:D:177:ALA:HB3	1:D:208:GLU:HG2	1.89	0.55

Continued on next page...

Continued from previous page...

Atom-1	Atom-2	Interatomic distance (Å)	Clash overlap (Å)
1:E:172:LEU:HG	1:E:212:SER:HA	1.87	0.55
1:M:504:VAL:CG1	1:M:521:ARG:CG	2.83	0.55
1:A:609:PHE:CE2	1:B:639:ILE:HD11	2.42	0.55
1:H:177:ALA:HB3	1:H:208:GLU:HG2	1.89	0.55
1:M:456:VAL:CG2	1:M:457:PRO:CD	2.83	0.55
1:O:481:GLY:H	1:O:505:SER:HB3	0.42	0.55
1:O:521:ARG:HD3	1:O:521:ARG:N	2.21	0.55
1:C:207:ASP:OD1	1:C:209:ARG:N	2.33	0.55
1:F:207:ASP:O	1:F:211:ASN:CA	2.55	0.55
1:F:504:VAL:CG1	1:F:521:ARG:CG	2.83	0.55
1:G:330:ALA:HB3	1:G:432:SER:HB3	1.88	0.55
1:J:506:ASN:HD22	1:J:507:VAL:H	1.51	0.55
1:M:506:ASN:HD22	1:M:507:VAL:H	1.50	0.55
1:F:177:ALA:HB3	1:F:208:GLU:HG2	1.89	0.55
1:J:215:ILE:HD11	1:J:225:LEU:HD13	1.88	0.55
1:M:215:ILE:HD11	1:M:225:LEU:HD13	1.88	0.55
1:N:504:VAL:CG1	1:N:521:ARG:CG	2.83	0.55
1:O:215:ILE:HD11	1:O:225:LEU:HD13	1.88	0.55
1:O:507:VAL:CA	1:O:518:PHE:HB3	2.35	0.55
1:A:177:ALA:HB3	1:A:208:GLU:HG2	1.89	0.54
1:B:177:ALA:HB3	1:B:208:GLU:HG2	1.89	0.54
1:D:207:ASP:O	1:D:211:ASN:CA	2.54	0.54
1:F:183:ILE:HD12	1:F:232:LEU:HD13	1.89	0.54
1:N:121:GLN:O	1:N:125:ASN:N	2.33	0.54
1:G:183:ILE:HD12	1:G:232:LEU:HD13	1.89	0.54
1:G:504:VAL:CG1	1:G:521:ARG:CG	2.83	0.54
1:I:177:ALA:HB3	1:I:208:GLU:HG2	1.89	0.54
1:L:121:GLN:O	1:L:125:ASN:N	2.33	0.54
1:N:215:ILE:HD11	1:N:225:LEU:HD13	1.88	0.54
1:A:504:VAL:CG1	1:A:521:ARG:CD	2.86	0.54
1:A:639:ILE:HD11	1:O:609:PHE:CE2	2.42	0.54
1:B:504:VAL:CG1	1:B:521:ARG:CD	2.86	0.54
1:D:259:LEU:HD11	1:D:310:ILE:CG1	2.38	0.54
1:E:259:LEU:HD11	1:E:310:ILE:CG1	2.38	0.54
1:H:183:ILE:HD12	1:H:232:LEU:HD13	1.89	0.54
1:O:183:ILE:HD12	1:O:232:LEU:HD13	1.89	0.54
1:C:259:LEU:HD11	1:C:310:ILE:CG1	2.38	0.54
1:G:177:ALA:HB3	1:G:208:GLU:HG2	1.89	0.54
1:I:507:VAL:CA	1:I:518:PHE:HB3	2.35	0.54
1:K:215:ILE:HD11	1:K:225:LEU:HD13	1.88	0.54
1:L:215:ILE:HD11	1:L:225:LEU:HD13	1.88	0.54

Continued on next page...

Continued from previous page...

Atom-1	Atom-2	Interatomic distance (Å)	Clash overlap (Å)
1:A:183:ILE:HD12	1:A:232:LEU:HD13	1.89	0.54
1:D:609:PHE:CE2	1:E:639:ILE:HD11	2.42	0.54
1:E:183:ILE:HD12	1:E:232:LEU:HD13	1.89	0.54
1:G:132:VAL:HA	1:G:141:LEU:O	2.08	0.54
1:H:132:VAL:HA	1:H:141:LEU:O	2.08	0.54
1:K:259:LEU:HD11	1:K:310:ILE:CG1	2.38	0.54
1:L:259:LEU:HD11	1:L:310:ILE:CG1	2.38	0.54
1:O:330:ALA:HB3	1:O:432:SER:HB3	1.88	0.54
1:C:504:VAL:CG1	1:C:521:ARG:CD	2.86	0.54
1:I:504:VAL:CG1	1:I:521:ARG:CD	2.86	0.54
1:K:481:GLY:H	1:K:505:SER:HB3	0.42	0.54
1:N:132:VAL:HA	1:N:141:LEU:O	2.08	0.54
1:F:132:VAL:HA	1:F:141:LEU:O	2.08	0.54
1:F:259:LEU:HD11	1:F:310:ILE:CG1	2.38	0.54
1:H:259:LEU:HD11	1:H:310:ILE:CG1	2.38	0.54
1:I:132:VAL:HA	1:I:141:LEU:O	2.08	0.54
1:M:132:VAL:HA	1:M:141:LEU:O	2.08	0.54
1:M:259:LEU:HD11	1:M:310:ILE:CG1	2.38	0.54
1:M:521:ARG:HD3	1:M:521:ARG:N	2.21	0.54
1:N:183:ILE:HD12	1:N:232:LEU:HD13	1.89	0.54
1:N:259:LEU:HD11	1:N:310:ILE:CG1	2.38	0.54
1:O:259:LEU:HD11	1:O:310:ILE:CG1	2.38	0.54
1:C:132:VAL:HA	1:C:141:LEU:O	2.08	0.54
1:J:259:LEU:HD11	1:J:310:ILE:CG1	2.38	0.54
1:J:459:ILE:CA	1:J:474:THR:O	2.55	0.54
1:L:504:VAL:CG1	1:L:521:ARG:CG	2.83	0.54
1:L:609:PHE:CE2	1:M:639:ILE:HD11	2.42	0.54
1:N:481:GLY:H	1:N:505:SER:HB3	0.42	0.54
1:O:504:VAL:CG1	1:O:521:ARG:CD	2.86	0.54
1:B:183:ILE:HD12	1:B:232:LEU:HD13	1.89	0.54
1:B:259:LEU:HD11	1:B:310:ILE:CG1	2.38	0.54
1:D:183:ILE:HD12	1:D:232:LEU:HD13	1.89	0.54
1:J:609:PHE:CE2	1:K:639:ILE:HD11	2.42	0.54
1:O:177:ALA:HB3	1:O:208:GLU:HG2	1.89	0.54
1:F:207:ASP:OD1	1:F:209:ARG:N	2.33	0.54
1:G:259:LEU:HD11	1:G:310:ILE:CG1	2.38	0.54
1:J:177:ALA:HB3	1:J:208:GLU:HG2	1.89	0.54
1:L:177:ALA:HB3	1:L:208:GLU:HG2	1.89	0.54
1:B:132:VAL:HA	1:B:141:LEU:O	2.08	0.53
1:C:177:ALA:HB3	1:C:208:GLU:HG2	1.89	0.53
1:I:183:ILE:HD12	1:I:232:LEU:HD13	1.89	0.53

Continued on next page...

Continued from previous page...

Atom-1	Atom-2	Interatomic distance (Å)	Clash overlap (Å)
1:J:504:VAL:CG1	1:J:521:ARG:CD	2.86	0.53
1:J:504:VAL:CG1	1:J:521:ARG:CG	2.83	0.53
1:M:183:ILE:HD12	1:M:232:LEU:HD13	1.89	0.53
1:N:177:ALA:HB3	1:N:208:GLU:HG2	1.89	0.53
1:C:481:GLY:N	1:C:505:SER:OG	2.23	0.53
1:G:504:VAL:CG1	1:G:521:ARG:CD	2.86	0.53
1:H:481:GLY:H	1:H:505:SER:HB3	0.42	0.53
1:H:609:PHE:CE2	1:I:639:ILE:HD11	2.42	0.53
1:K:177:ALA:HB3	1:K:208:GLU:HG2	1.89	0.53
1:B:508:LEU:N	1:B:508:LEU:CD1	2.72	0.53
1:E:508:LEU:N	1:E:508:LEU:CD1	2.72	0.53
1:H:504:VAL:CG1	1:H:521:ARG:CD	2.86	0.53
1:I:259:LEU:HD11	1:I:310:ILE:CG1	2.38	0.53
1:J:132:VAL:HA	1:J:141:LEU:O	2.08	0.53
1:M:504:VAL:CG1	1:M:521:ARG:CD	2.86	0.53
1:N:180:MET:HE2	1:N:213:ILE:HD11	1.89	0.53
1:O:132:VAL:HA	1:O:141:LEU:O	2.08	0.53
1:C:183:ILE:HD12	1:C:232:LEU:HD13	1.89	0.53
1:D:504:VAL:CG1	1:D:521:ARG:CD	2.86	0.53
1:F:504:VAL:CG1	1:F:521:ARG:CD	2.86	0.53
1:L:132:VAL:HA	1:L:141:LEU:O	2.08	0.53
1:L:504:VAL:CG1	1:L:521:ARG:CD	2.86	0.53
1:C:508:LEU:N	1:C:508:LEU:CD1	2.72	0.53
1:D:132:VAL:HA	1:D:141:LEU:O	2.08	0.53
1:K:504:VAL:CG1	1:K:521:ARG:CD	2.86	0.53
1:M:177:ALA:HB3	1:M:208:GLU:HG2	1.89	0.53
1:M:459:ILE:CA	1:M:474:THR:O	2.55	0.53
1:B:481:GLY:H	1:B:505:SER:HB3	0.42	0.53
1:C:155:ILE:HG12	1:C:158:ARG:NH2	2.24	0.53
1:D:142:ILE:HG22	1:D:149:VAL:HG22	1.91	0.53
1:E:504:VAL:CG1	1:E:521:ARG:CD	2.86	0.53
1:G:508:LEU:N	1:G:508:LEU:CD1	2.72	0.53
1:J:155:ILE:HG12	1:J:158:ARG:NH2	2.24	0.53
1:L:142:ILE:HG22	1:L:149:VAL:HG22	1.91	0.53
1:N:504:VAL:CG1	1:N:521:ARG:CD	2.86	0.53
1:O:508:LEU:N	1:O:508:LEU:CD1	2.72	0.53
1:A:259:LEU:HD11	1:A:310:ILE:CG1	2.38	0.53
1:A:508:LEU:N	1:A:508:LEU:CD1	2.72	0.53
1:C:174:ASN:HB2	1:C:233:ASP:O	2.09	0.53
1:E:132:VAL:HA	1:E:141:LEU:O	2.08	0.53
1:E:142:ILE:HG22	1:E:149:VAL:HG22	1.91	0.53

Continued on next page...

Continued from previous page...

Atom-1	Atom-2	Interatomic distance (Å)	Clash overlap (Å)
1:H:504:VAL:CG1	1:H:521:ARG:CG	2.83	0.53
1:I:609:PHE:CE2	1:J:639:ILE:HD11	2.42	0.53
1:B:142:ILE:HG22	1:B:149:VAL:HG22	1.91	0.53
1:F:155:ILE:HG12	1:F:158:ARG:NH2	2.24	0.53
1:G:174:ASN:HB2	1:G:233:ASP:O	2.09	0.53
1:H:142:ILE:HG22	1:H:149:VAL:HG22	1.91	0.53
1:I:142:ILE:HG22	1:I:149:VAL:HG22	1.91	0.53
1:I:155:ILE:HG12	1:I:158:ARG:NH2	2.24	0.53
1:J:183:ILE:HD12	1:J:232:LEU:HD13	1.89	0.53
1:K:142:ILE:HG22	1:K:149:VAL:HG22	1.91	0.53
1:K:155:ILE:HG12	1:K:158:ARG:NH2	2.24	0.53
1:L:609:PHE:CD2	1:M:639:ILE:CD1	2.75	0.53
1:D:174:ASN:HB2	1:D:233:ASP:O	2.09	0.53
1:G:345:GLU:OE2	1:G:418:ASP:OD2	2.27	0.53
1:H:174:ASN:HB2	1:H:233:ASP:O	2.09	0.53
1:I:459:ILE:CA	1:I:474:THR:O	2.55	0.53
1:K:183:ILE:HD12	1:K:232:LEU:HD13	1.89	0.53
1:K:609:PHE:CE2	1:L:639:ILE:HD11	2.42	0.53
1:N:609:PHE:CE2	1:O:639:ILE:HD11	2.42	0.53
1:D:508:LEU:N	1:D:508:LEU:CD1	2.72	0.53
1:E:155:ILE:HG12	1:E:158:ARG:NH2	2.24	0.53
1:F:142:ILE:HG22	1:F:149:VAL:HG22	1.91	0.53
1:F:345:GLU:OE2	1:F:418:ASP:OD2	2.27	0.53
1:H:155:ILE:HG12	1:H:158:ARG:NH2	2.24	0.53
1:H:345:GLU:OE2	1:H:418:ASP:OD2	2.27	0.53
1:K:132:VAL:HA	1:K:141:LEU:O	2.08	0.53
1:K:504:VAL:CG1	1:K:521:ARG:CG	2.83	0.53
1:L:155:ILE:HG12	1:L:158:ARG:NH2	2.24	0.53
1:M:142:ILE:HG22	1:M:149:VAL:HG22	1.91	0.53
1:N:142:ILE:HG22	1:N:149:VAL:HG22	1.91	0.53
1:E:481:GLY:H	1:E:505:SER:HB3	0.42	0.52
1:G:142:ILE:HG22	1:G:149:VAL:HG22	1.91	0.52
1:G:609:PHE:CE2	1:H:639:ILE:HD11	2.42	0.52
1:H:223:GLU:O	1:H:227:ARG:HG3	2.10	0.52
1:J:142:ILE:HG22	1:J:149:VAL:HG22	1.91	0.52
1:N:174:ASN:HB2	1:N:233:ASP:O	2.09	0.52
1:O:142:ILE:HG22	1:O:149:VAL:HG22	1.91	0.52
1:A:132:VAL:HA	1:A:141:LEU:O	2.08	0.52
1:A:142:ILE:HG22	1:A:149:VAL:HG22	1.91	0.52
1:A:626:LEU:HD23	1:O:435:LEU:HD21	1.91	0.52
1:C:142:ILE:HG22	1:C:149:VAL:HG22	1.91	0.52

Continued on next page...

Continued from previous page...

Atom-1	Atom-2	Interatomic distance (Å)	Clash overlap (Å)
1:E:345:GLU:OE2	1:E:418:ASP:OD2	2.27	0.52
1:G:108:LYS:HA	1:G:138:ASN:HD21	1.75	0.52
1:I:223:GLU:O	1:I:227:ARG:HG3	2.09	0.52
1:K:174:ASN:HB2	1:K:233:ASP:O	2.09	0.52
1:L:183:ILE:HD12	1:L:232:LEU:HD13	1.89	0.52
1:M:174:ASN:HB2	1:M:233:ASP:O	2.09	0.52
1:A:223:GLU:O	1:A:227:ARG:HG3	2.10	0.52
1:B:174:ASN:HB2	1:B:233:ASP:O	2.09	0.52
1:D:155:ILE:HG12	1:D:158:ARG:NH2	2.24	0.52
1:G:155:ILE:HG12	1:G:158:ARG:NH2	2.24	0.52
1:H:163:GLY:O	1:H:165:LYS:HG3	2.10	0.52
1:I:345:GLU:OE2	1:I:418:ASP:OD2	2.27	0.52
1:L:180:MET:HE2	1:L:213:ILE:HD11	1.90	0.52
1:M:508:LEU:N	1:M:508:LEU:CD1	2.72	0.52
1:N:223:GLU:O	1:N:227:ARG:HG3	2.10	0.52
1:O:174:ASN:HB2	1:O:233:ASP:O	2.09	0.52
1:A:104:VAL:HA	1:A:140:ILE:O	2.10	0.52
1:A:109:ASN:ND2	1:A:160:ASP:O	2.43	0.52
1:A:155:ILE:HG12	1:A:158:ARG:NH2	2.24	0.52
1:A:163:GLY:O	1:A:165:LYS:HG3	2.10	0.52
1:A:174:ASN:HB2	1:A:233:ASP:O	2.09	0.52
1:A:435:LEU:HD21	1:B:626:LEU:HD23	1.91	0.52
1:A:459:ILE:CA	1:A:474:THR:O	2.55	0.52
1:B:109:ASN:ND2	1:B:160:ASP:O	2.43	0.52
1:C:104:VAL:HA	1:C:140:ILE:O	2.10	0.52
1:D:108:LYS:HA	1:D:138:ASN:HD21	1.75	0.52
1:D:207:ASP:OD1	1:D:209:ARG:N	2.33	0.52
1:F:508:LEU:N	1:F:508:LEU:CD1	2.72	0.52
1:H:105:VAL:O	1:H:140:ILE:CB	2.49	0.52
1:I:435:LEU:HD21	1:J:626:LEU:HD23	1.91	0.52
1:I:508:LEU:N	1:I:508:LEU:CD1	2.72	0.52
1:J:345:GLU:OE2	1:J:418:ASP:OD2	2.27	0.52
1:J:521:ARG:CD	1:J:521:ARG:N	2.73	0.52
1:L:174:ASN:HB2	1:L:233:ASP:O	2.09	0.52
1:M:140:ILE:HD13	1:M:156:ILE:CG2	2.40	0.52
1:M:155:ILE:HG12	1:M:158:ARG:NH2	2.24	0.52
1:M:481:GLY:H	1:M:505:SER:HB3	0.41	0.52
1:N:435:LEU:HD21	1:O:626:LEU:HD23	1.91	0.52
1:O:207:ASP:OD1	1:O:209:ARG:N	2.33	0.52
1:A:140:ILE:HD13	1:A:156:ILE:CG2	2.40	0.52
1:B:104:VAL:HA	1:B:140:ILE:O	2.10	0.52

Continued on next page...

Continued from previous page...

Atom-1	Atom-2	Interatomic distance (Å)	Clash overlap (Å)
1:B:223:GLU:O	1:B:227:ARG:HG3	2.10	0.52
1:C:109:ASN:ND2	1:C:160:ASP:O	2.43	0.52
1:D:104:VAL:HA	1:D:140:ILE:O	2.10	0.52
1:E:506:ASN:HD22	1:E:507:VAL:H	1.51	0.52
1:G:223:GLU:O	1:G:227:ARG:HG3	2.10	0.52
1:G:640:GLN:NE2	1:G:643:ILE:CG2	2.73	0.52
1:H:109:ASN:ND2	1:H:160:ASP:O	2.43	0.52
1:I:109:ASN:ND2	1:I:160:ASP:O	2.43	0.52
1:J:109:ASN:ND2	1:J:160:ASP:O	2.43	0.52
1:J:163:GLY:O	1:J:165:LYS:HG3	2.10	0.52
1:J:435:LEU:HD21	1:K:626:LEU:HD23	1.91	0.52
1:K:108:LYS:HA	1:K:138:ASN:HD21	1.75	0.52
1:K:109:ASN:ND2	1:K:160:ASP:O	2.43	0.52
1:K:121:GLN:O	1:K:125:ASN:N	2.33	0.52
1:M:223:GLU:O	1:M:227:ARG:HG3	2.10	0.52
1:N:104:VAL:HA	1:N:140:ILE:O	2.10	0.52
1:N:122:LEU:HD23	1:N:125:ASN:ND2	2.19	0.52
1:N:508:LEU:N	1:N:508:LEU:CD1	2.72	0.52
1:O:163:GLY:O	1:O:165:LYS:HG3	2.10	0.52
1:O:223:GLU:O	1:O:227:ARG:HG3	2.10	0.52
1:B:163:GLY:O	1:B:165:LYS:HG3	2.10	0.52
1:C:221:VAL:HG22	1:C:224:ARG:HH21	1.75	0.52
1:C:223:GLU:O	1:C:227:ARG:HG3	2.10	0.52
1:D:223:GLU:O	1:D:227:ARG:HG3	2.10	0.52
1:D:521:ARG:CD	1:D:521:ARG:N	2.73	0.52
1:E:163:GLY:O	1:E:165:LYS:HG3	2.10	0.52
1:E:521:ARG:CD	1:E:521:ARG:N	2.73	0.52
1:F:174:ASN:HB2	1:F:233:ASP:O	2.09	0.52
1:G:109:ASN:ND2	1:G:160:ASP:O	2.43	0.52
1:G:207:ASP:OD1	1:G:209:ARG:N	2.33	0.52
1:H:108:LYS:HA	1:H:138:ASN:HD21	1.75	0.52
1:I:521:ARG:CD	1:I:521:ARG:N	2.73	0.52
1:I:640:GLN:NE2	1:I:643:ILE:CG2	2.73	0.52
1:J:108:LYS:HA	1:J:138:ASN:HD21	1.75	0.52
1:J:174:ASN:HB2	1:J:233:ASP:O	2.09	0.52
1:J:481:GLY:H	1:J:505:SER:HB3	0.42	0.52
1:K:345:GLU:OE2	1:K:418:ASP:OD2	2.27	0.52
1:K:521:ARG:CD	1:K:521:ARG:N	2.73	0.52
1:L:508:LEU:N	1:L:508:LEU:CD1	2.72	0.52
1:N:155:ILE:HG12	1:N:158:ARG:NH2	2.24	0.52
1:O:104:VAL:HA	1:O:140:ILE:O	2.10	0.52

Continued on next page...

Continued from previous page...

Atom-1	Atom-2	Interatomic distance (Å)	Clash overlap (Å)
1:A:477:ARG:CG	1:A:477:ARG:NH1	2.73	0.52
1:A:640:GLN:NE2	1:A:643:ILE:CG2	2.73	0.52
1:B:506:ASN:HD22	1:B:507:VAL:H	1.51	0.52
1:B:640:GLN:NE2	1:B:643:ILE:CG2	2.73	0.52
1:D:345:GLU:OE2	1:D:418:ASP:OD2	2.27	0.52
1:F:163:GLY:O	1:F:165:LYS:HG3	2.10	0.52
1:G:122:LEU:HD23	1:G:125:ASN:ND2	2.19	0.52
1:K:508:LEU:N	1:K:508:LEU:CD1	2.72	0.52
1:K:640:GLN:NE2	1:K:643:ILE:CG2	2.73	0.52
1:M:224:ARG:HA	1:M:227:ARG:HD2	1.92	0.52
1:N:640:GLN:NE2	1:N:643:ILE:CG2	2.73	0.52
1:O:109:ASN:ND2	1:O:160:ASP:O	2.43	0.52
1:D:109:ASN:ND2	1:D:160:ASP:O	2.43	0.52
1:D:640:GLN:NE2	1:D:643:ILE:CG2	2.73	0.52
1:F:223:GLU:O	1:F:227:ARG:HG3	2.10	0.52
1:F:640:GLN:NE2	1:F:643:ILE:CG2	2.73	0.52
1:G:163:GLY:O	1:G:165:LYS:HG3	2.10	0.52
1:J:508:LEU:N	1:J:508:LEU:CD1	2.72	0.52
1:K:163:GLY:O	1:K:165:LYS:HG3	2.10	0.52
1:L:109:ASN:ND2	1:L:160:ASP:O	2.43	0.52
1:L:163:GLY:O	1:L:165:LYS:HG3	2.10	0.52
1:N:224:ARG:HA	1:N:227:ARG:HD2	1.92	0.52
1:O:221:VAL:HG22	1:O:224:ARG:HH21	1.75	0.52
1:A:481:GLY:H	1:A:505:SER:HB3	0.42	0.52
1:B:140:ILE:HD13	1:B:156:ILE:CG2	2.40	0.52
1:C:345:GLU:OE2	1:C:418:ASP:OD2	2.27	0.52
1:C:521:ARG:CD	1:C:521:ARG:N	2.73	0.52
1:E:104:VAL:HA	1:E:140:ILE:O	2.10	0.52
1:E:640:GLN:NE2	1:E:643:ILE:CG2	2.73	0.52
1:F:104:VAL:HA	1:F:140:ILE:O	2.10	0.52
1:F:109:ASN:ND2	1:F:160:ASP:O	2.43	0.52
1:H:508:LEU:N	1:H:508:LEU:CD1	2.72	0.52
1:H:640:GLN:NE2	1:H:643:ILE:CG2	2.73	0.52
1:I:174:ASN:HB2	1:I:233:ASP:O	2.09	0.52
1:J:140:ILE:HD13	1:J:156:ILE:CG2	2.40	0.52
1:J:223:GLU:O	1:J:227:ARG:HG3	2.10	0.52
1:K:435:LEU:HD21	1:L:626:LEU:HD23	1.91	0.52
1:L:140:ILE:HD13	1:L:156:ILE:CG2	2.40	0.52
1:L:224:ARG:HA	1:L:227:ARG:HD2	1.92	0.52
1:L:345:GLU:OE2	1:L:418:ASP:OD2	2.27	0.52
1:M:435:LEU:HD21	1:N:626:LEU:HD23	1.91	0.52

Continued on next page...

Continued from previous page...

Atom-1	Atom-2	Interatomic distance (Å)	Clash overlap (Å)
1:M:640:GLN:NE2	1:M:643:ILE:CG2	2.73	0.52
1:D:140:ILE:HD13	1:D:156:ILE:CG2	2.40	0.52
1:D:163:GLY:O	1:D:165:LYS:HG3	2.10	0.52
1:E:122:LEU:HD23	1:E:125:ASN:ND2	2.19	0.52
1:E:174:ASN:HB2	1:E:233:ASP:O	2.09	0.52
1:E:456:VAL:HG22	1:E:457:PRO:N	2.25	0.52
1:F:221:VAL:HG22	1:F:224:ARG:HH21	1.75	0.52
1:F:521:ARG:CD	1:F:521:ARG:N	2.73	0.52
1:H:521:ARG:CD	1:H:521:ARG:N	2.73	0.52
1:L:521:ARG:CD	1:L:521:ARG:N	2.73	0.52
1:O:224:ARG:HA	1:O:227:ARG:HD2	1.92	0.52
1:B:155:ILE:HG12	1:B:158:ARG:NH2	2.24	0.51
1:E:223:GLU:O	1:E:227:ARG:HG3	2.09	0.51
1:J:640:GLN:NE2	1:J:643:ILE:CG2	2.73	0.51
1:L:223:GLU:O	1:L:227:ARG:HG3	2.10	0.51
1:O:155:ILE:HG12	1:O:158:ARG:NH2	2.24	0.51
1:B:221:VAL:HG22	1:B:224:ARG:HH21	1.75	0.51
1:B:345:GLU:OE2	1:B:418:ASP:OD2	2.27	0.51
1:B:456:VAL:HG22	1:B:457:PRO:N	2.26	0.51
1:C:163:GLY:O	1:C:165:LYS:HG3	2.10	0.51
1:D:224:ARG:HA	1:D:227:ARG:HD2	1.92	0.51
1:E:108:LYS:HA	1:E:138:ASN:HD21	1.75	0.51
1:G:521:ARG:CD	1:G:521:ARG:N	2.73	0.51
1:H:435:LEU:HD21	1:I:626:LEU:HD23	1.91	0.51
1:K:456:VAL:HG22	1:K:457:PRO:N	2.26	0.51
1:M:104:VAL:HA	1:M:140:ILE:O	2.10	0.51
1:M:109:ASN:ND2	1:M:160:ASP:O	2.43	0.51
1:M:521:ARG:CD	1:M:521:ARG:N	2.73	0.51
1:N:109:ASN:ND2	1:N:160:ASP:O	2.43	0.51
1:N:345:GLU:OE2	1:N:418:ASP:OD2	2.27	0.51
1:C:640:GLN:NE2	1:C:643:ILE:CG2	2.73	0.51
1:D:459:ILE:CA	1:D:474:THR:O	2.55	0.51
1:E:221:VAL:HG22	1:E:224:ARG:HH21	1.75	0.51
1:E:224:ARG:HA	1:E:227:ARG:HD2	1.92	0.51
1:G:104:VAL:HA	1:G:140:ILE:O	2.10	0.51
1:I:163:GLY:O	1:I:165:LYS:HG3	2.10	0.51
1:J:224:ARG:HA	1:J:227:ARG:HD2	1.92	0.51
1:K:224:ARG:HA	1:K:227:ARG:HD2	1.92	0.51
1:L:640:GLN:NE2	1:L:643:ILE:CG2	2.73	0.51
1:N:521:ARG:CD	1:N:521:ARG:N	2.73	0.51
1:O:108:LYS:HA	1:O:138:ASN:HD21	1.75	0.51

Continued on next page...

Continued from previous page...

Atom-1	Atom-2	Interatomic distance (Å)	Clash overlap (Å)
1:O:140:ILE:HD13	1:O:156:ILE:CG2	2.40	0.51
1:O:345:GLU:OE2	1:O:418:ASP:OD2	2.27	0.51
1:A:456:VAL:HG22	1:A:457:PRO:N	2.26	0.51
1:B:108:LYS:HA	1:B:138:ASN:HD21	1.75	0.51
1:B:435:LEU:HD21	1:C:626:LEU:HD23	1.91	0.51
1:D:477:ARG:CG	1:D:477:ARG:NH1	2.73	0.51
1:E:109:ASN:ND2	1:E:160:ASP:O	2.43	0.51
1:G:140:ILE:HD13	1:G:156:ILE:CG2	2.40	0.51
1:G:481:GLY:H	1:G:505:SER:HB3	0.42	0.51
1:I:105:VAL:O	1:I:140:ILE:CB	2.49	0.51
1:J:456:VAL:HG22	1:J:457:PRO:N	2.26	0.51
1:K:223:GLU:O	1:K:227:ARG:HG3	2.10	0.51
1:M:609:PHE:CE2	1:N:639:ILE:HD11	2.42	0.51
1:N:108:LYS:HA	1:N:138:ASN:HD21	1.75	0.51
1:N:163:GLY:O	1:N:165:LYS:HG3	2.10	0.51
1:O:521:ARG:CD	1:O:521:ARG:N	2.73	0.51
1:O:640:GLN:NE2	1:O:643:ILE:CG2	2.73	0.51
1:A:108:LYS:HA	1:A:138:ASN:HD21	1.75	0.51
1:A:224:ARG:HA	1:A:227:ARG:HD2	1.92	0.51
1:A:345:GLU:OE2	1:A:418:ASP:OD2	2.27	0.51
1:B:521:ARG:CD	1:B:521:ARG:N	2.73	0.51
1:D:456:VAL:HG22	1:D:457:PRO:N	2.26	0.51
1:E:140:ILE:HD13	1:E:156:ILE:CG2	2.40	0.51
1:H:506:ASN:HD22	1:H:507:VAL:H	1.50	0.51
1:I:140:ILE:HD13	1:I:156:ILE:CG2	2.40	0.51
1:I:224:ARG:HA	1:I:227:ARG:HD2	1.92	0.51
1:J:121:GLN:O	1:J:125:ASN:N	2.33	0.51
1:L:459:ILE:CA	1:L:474:THR:O	2.55	0.51
1:M:108:LYS:HA	1:M:138:ASN:HD21	1.75	0.51
1:M:163:GLY:O	1:M:165:LYS:HG3	2.10	0.51
1:M:345:GLU:OE2	1:M:418:ASP:OD2	2.27	0.51
1:A:221:VAL:HG22	1:A:224:ARG:HH21	1.75	0.51
1:A:521:ARG:CD	1:A:521:ARG:N	2.73	0.51
1:H:481:GLY:N	1:H:505:SER:OG	2.23	0.51
1:L:108:LYS:HA	1:L:138:ASN:HD21	1.74	0.51
1:N:333:ASP:OD1	1:N:334:GLY:N	2.44	0.51
1:O:477:ARG:CG	1:O:477:ARG:NH1	2.73	0.51
1:C:224:ARG:HA	1:C:227:ARG:HD2	1.92	0.51
1:D:481:GLY:H	1:D:505:SER:HB3	0.42	0.51
1:E:435:LEU:HD21	1:F:626:LEU:HD23	1.91	0.51
1:F:108:LYS:HA	1:F:138:ASN:HD21	1.75	0.51

Continued on next page...

Continued from previous page...

Atom-1	Atom-2	Interatomic distance (Å)	Clash overlap (Å)
1:F:224:ARG:HA	1:F:227:ARG:HD2	1.92	0.51
1:J:104:VAL:HA	1:J:140:ILE:O	2.10	0.51
1:K:104:VAL:HA	1:K:140:ILE:O	2.10	0.51
1:L:221:VAL:HG22	1:L:224:ARG:HH21	1.75	0.51
1:L:435:LEU:HD21	1:M:626:LEU:HD23	1.91	0.51
1:N:221:VAL:HG22	1:N:224:ARG:HH21	1.75	0.51
1:C:140:ILE:HD13	1:C:156:ILE:CG2	2.40	0.51
1:C:459:ILE:CA	1:C:474:THR:O	2.55	0.51
1:K:478:LYS:HD2	1:K:518:PHE:CZ	2.46	0.51
1:M:478:LYS:HD2	1:M:518:PHE:CZ	2.46	0.51
1:D:221:VAL:HG22	1:D:224:ARG:HH21	1.75	0.51
1:D:435:LEU:HD21	1:E:626:LEU:HD23	1.91	0.51
1:H:456:VAL:HG22	1:H:457:PRO:N	2.26	0.51
1:H:459:ILE:CA	1:H:474:THR:O	2.55	0.51
1:I:221:VAL:HG22	1:I:224:ARG:HH21	1.75	0.51
1:K:506:ASN:HD22	1:K:507:VAL:H	1.50	0.51
1:L:104:VAL:HA	1:L:140:ILE:O	2.10	0.51
1:A:207:ASP:OD1	1:A:209:ARG:N	2.33	0.51
1:B:477:ARG:CG	1:B:477:ARG:NH1	2.73	0.51
1:C:108:LYS:HA	1:C:138:ASN:HD21	1.75	0.51
1:E:459:ILE:CA	1:E:474:THR:O	2.56	0.51
1:F:456:VAL:HG22	1:F:457:PRO:N	2.26	0.51
1:H:224:ARG:HA	1:H:227:ARG:HD2	1.92	0.51
1:L:333:ASP:OD1	1:L:334:GLY:N	2.44	0.51
1:M:333:ASP:OD1	1:M:334:GLY:N	2.44	0.51
1:N:506:ASN:HD22	1:N:507:VAL:H	1.50	0.51
1:O:333:ASP:OD1	1:O:334:GLY:N	2.44	0.51
1:C:477:ARG:CG	1:C:477:ARG:NH1	2.73	0.50
1:D:478:LYS:HD2	1:D:518:PHE:CZ	2.46	0.50
1:E:333:ASP:OD1	1:E:334:GLY:N	2.44	0.50
1:F:140:ILE:HD13	1:F:156:ILE:CG2	2.40	0.50
1:H:221:VAL:HG22	1:H:224:ARG:HH21	1.75	0.50
1:I:235:GLU:H	1:I:235:GLU:CD	2.11	0.50
1:I:456:VAL:HG22	1:I:457:PRO:N	2.26	0.50
1:J:105:VAL:O	1:J:140:ILE:CB	2.49	0.50
1:O:122:LEU:HD23	1:O:125:ASN:ND2	2.19	0.50
1:B:224:ARG:HA	1:B:227:ARG:HD2	1.92	0.50
1:C:435:LEU:HD21	1:D:626:LEU:HD23	1.91	0.50
1:C:478:LYS:HD2	1:C:518:PHE:CZ	2.46	0.50
1:F:177:ALA:HB1	1:F:206:ALA:HB1	1.94	0.50
1:F:321:LEU:CD1	1:F:441:THR:OG1	2.60	0.50

Continued on next page...

Continued from previous page...

Atom-1	Atom-2	Interatomic distance (Å)	Clash overlap (Å)
1:F:435:LEU:HD21	1:G:626:LEU:HD23	1.91	0.50
1:J:122:LEU:HD23	1:J:125:ASN:ND2	2.19	0.50
1:J:221:VAL:HG22	1:J:224:ARG:HH21	1.75	0.50
1:J:478:LYS:HD2	1:J:518:PHE:CZ	2.46	0.50
1:K:333:ASP:OD1	1:K:334:GLY:N	2.44	0.50
1:M:456:VAL:HG22	1:M:457:PRO:N	2.26	0.50
1:A:177:ALA:HB1	1:A:206:ALA:HB1	1.94	0.50
1:C:456:VAL:HG22	1:C:457:PRO:N	2.26	0.50
1:F:519:ALA:CB	1:G:454:GLU:HG3	2.41	0.50
1:G:177:ALA:HB1	1:G:206:ALA:HB1	1.94	0.50
1:G:519:ALA:CB	1:H:454:GLU:HG3	2.41	0.50
1:H:333:ASP:OD1	1:H:334:GLY:N	2.44	0.50
1:I:108:LYS:HA	1:I:138:ASN:HD21	1.75	0.50
1:I:180:MET:SD	1:I:183:ILE:HD11	2.51	0.50
1:J:333:ASP:OD1	1:J:334:GLY:N	2.44	0.50
1:L:177:ALA:HB1	1:L:206:ALA:HB1	1.94	0.50
1:L:478:LYS:HD2	1:L:518:PHE:CZ	2.46	0.50
1:M:177:ALA:HB1	1:M:206:ALA:HB1	1.94	0.50
1:M:221:VAL:HG22	1:M:224:ARG:HH21	1.75	0.50
1:E:321:LEU:CD1	1:E:441:THR:OG1	2.60	0.50
1:E:459:ILE:HD12	1:E:459:ILE:N	2.27	0.50
1:E:519:ALA:CB	1:F:454:GLU:HG3	2.41	0.50
1:F:333:ASP:OD1	1:F:334:GLY:N	2.44	0.50
1:G:224:ARG:HA	1:G:227:ARG:HD2	1.92	0.50
1:G:321:LEU:CD1	1:G:441:THR:OG1	2.60	0.50
1:G:456:VAL:HG22	1:G:457:PRO:N	2.26	0.50
1:H:478:LYS:HD2	1:H:518:PHE:CZ	2.46	0.50
1:I:104:VAL:HA	1:I:140:ILE:O	2.10	0.50
1:J:180:MET:SD	1:J:183:ILE:HD11	2.51	0.50
1:N:177:ALA:HB1	1:N:206:ALA:HB1	1.94	0.50
1:N:456:VAL:HG22	1:N:457:PRO:N	2.26	0.50
1:O:177:ALA:HB1	1:O:206:ALA:HB1	1.94	0.50
1:A:454:GLU:HG3	1:O:519:ALA:CB	2.41	0.50
1:A:519:ALA:CB	1:B:454:GLU:HG3	2.41	0.50
1:B:333:ASP:OD1	1:B:334:GLY:N	2.44	0.50
1:C:122:LEU:HD23	1:C:125:ASN:ND2	2.19	0.50
1:C:205:VAL:HG12	1:C:206:ALA:N	2.27	0.50
1:D:459:ILE:HD12	1:D:459:ILE:N	2.27	0.50
1:F:459:ILE:HD12	1:F:459:ILE:N	2.27	0.50
1:G:333:ASP:OD1	1:G:334:GLY:N	2.44	0.50
1:G:435:LEU:HD21	1:H:626:LEU:HD23	1.91	0.50

Continued on next page...

Continued from previous page...

Atom-1	Atom-2	Interatomic distance (Å)	Clash overlap (Å)
1:G:552:VAL:HG23	1:G:553:PRO:C	2.32	0.50
1:H:104:VAL:HA	1:H:140:ILE:O	2.10	0.50
1:H:180:MET:SD	1:H:183:ILE:HD11	2.51	0.50
1:H:207:ASP:OD1	1:H:209:ARG:N	2.33	0.50
1:H:552:VAL:HG23	1:H:553:PRO:C	2.32	0.50
1:I:177:ALA:HB1	1:I:206:ALA:HB1	1.94	0.50
1:K:177:ALA:HB1	1:K:206:ALA:HB1	1.94	0.50
1:K:221:VAL:HG22	1:K:224:ARG:HH21	1.75	0.50
1:M:552:VAL:HG23	1:M:553:PRO:C	2.32	0.50
1:N:180:MET:SD	1:N:183:ILE:HD11	2.51	0.50
1:N:478:LYS:HD2	1:N:518:PHE:CZ	2.46	0.50
1:C:333:ASP:OD1	1:C:334:GLY:N	2.44	0.50
1:C:458:VAL:O	1:C:475:VAL:C	2.49	0.50
1:D:177:ALA:HB1	1:D:206:ALA:HB1	1.94	0.50
1:D:321:LEU:CD1	1:D:441:THR:OG1	2.60	0.50
1:E:180:MET:SD	1:E:183:ILE:HD11	2.51	0.50
1:F:102:THR:OG1	1:F:142:ILE:O	2.25	0.50
1:F:180:MET:SD	1:F:183:ILE:HD11	2.51	0.50
1:G:478:LYS:HD2	1:G:518:PHE:CZ	2.46	0.50
1:H:177:ALA:HB1	1:H:206:ALA:HB1	1.94	0.50
1:H:519:ALA:CB	1:I:454:GLU:HG3	2.41	0.50
1:J:177:ALA:HB1	1:J:206:ALA:HB1	1.94	0.50
1:K:140:ILE:HD13	1:K:156:ILE:CG2	2.40	0.50
1:K:180:MET:SD	1:K:183:ILE:HD11	2.51	0.50
1:K:552:VAL:HG23	1:K:553:PRO:C	2.32	0.50
1:L:552:VAL:HG23	1:L:553:PRO:C	2.32	0.50
1:O:180:MET:SD	1:O:183:ILE:HD11	2.51	0.50
1:O:459:ILE:CA	1:O:474:THR:O	2.55	0.50
1:A:333:ASP:OD1	1:A:334:GLY:N	2.44	0.50
1:B:177:ALA:HB1	1:B:206:ALA:HB1	1.94	0.50
1:B:205:VAL:HG12	1:B:206:ALA:N	2.27	0.50
1:C:180:MET:SD	1:C:183:ILE:HD11	2.51	0.50
1:D:180:MET:SD	1:D:183:ILE:HD11	2.51	0.50
1:D:205:VAL:HG12	1:D:206:ALA:N	2.27	0.50
1:E:177:ALA:HB1	1:E:206:ALA:HB1	1.94	0.50
1:F:478:LYS:HD2	1:F:518:PHE:CZ	2.46	0.50
1:F:552:VAL:HG23	1:F:553:PRO:C	2.32	0.50
1:G:180:MET:SD	1:G:183:ILE:HD11	2.51	0.50
1:G:221:VAL:HG22	1:G:224:ARG:HH21	1.75	0.50
1:H:140:ILE:HD13	1:H:156:ILE:CG2	2.40	0.50
1:H:321:LEU:CD1	1:H:441:THR:OG1	2.60	0.50

Continued on next page...

Continued from previous page...

Atom-1	Atom-2	Interatomic distance (Å)	Clash overlap (Å)
1:K:105:VAL:O	1:K:140:ILE:CB	2.49	0.50
1:K:519:ALA:CB	1:L:454:GLU:HG3	2.41	0.50
1:M:180:MET:SD	1:M:183:ILE:HD11	2.51	0.50
1:M:205:VAL:HG12	1:M:206:ALA:N	2.27	0.50
1:N:519:ALA:CB	1:O:454:GLU:HG3	2.41	0.50
1:A:180:MET:SD	1:A:183:ILE:HD11	2.51	0.50
1:A:205:VAL:HG12	1:A:206:ALA:N	2.27	0.50
1:B:519:ALA:CB	1:C:454:GLU:HG3	2.41	0.50
1:C:177:ALA:HB1	1:C:206:ALA:HB1	1.94	0.50
1:E:478:LYS:HD2	1:E:518:PHE:CZ	2.46	0.50
1:F:477:ARG:N	1:F:477:ARG:HD2	2.27	0.50
1:G:459:ILE:CA	1:G:474:THR:O	2.55	0.50
1:K:435:LEU:HD11	1:L:607:GLN:HE22	1.77	0.50
1:K:477:ARG:N	1:K:477:ARG:HD2	2.27	0.50
1:L:459:ILE:HD12	1:L:459:ILE:N	2.27	0.50
1:L:519:ALA:CB	1:M:454:GLU:HG3	2.41	0.50
1:N:552:VAL:HG23	1:N:553:PRO:C	2.32	0.50
1:A:478:LYS:HD2	1:A:518:PHE:CZ	2.46	0.50
1:B:180:MET:SD	1:B:183:ILE:HD11	2.51	0.50
1:B:218:ASP:N	1:B:221:VAL:HB	2.27	0.50
1:C:218:ASP:N	1:C:221:VAL:HB	2.27	0.50
1:D:333:ASP:OD1	1:D:334:GLY:N	2.44	0.50
1:E:205:VAL:HG12	1:E:206:ALA:N	2.27	0.50
1:F:459:ILE:CA	1:F:474:THR:O	2.55	0.50
1:I:478:LYS:HD2	1:I:518:PHE:CZ	2.46	0.50
1:I:519:ALA:CB	1:J:454:GLU:HG3	2.41	0.50
1:J:205:VAL:HG12	1:J:206:ALA:N	2.27	0.50
1:J:519:ALA:CB	1:K:454:GLU:HG3	2.41	0.50
1:J:552:VAL:HG23	1:J:553:PRO:C	2.32	0.50
1:K:205:VAL:HG12	1:K:206:ALA:N	2.27	0.50
1:K:458:VAL:O	1:K:475:VAL:C	2.49	0.50
1:L:180:MET:SD	1:L:183:ILE:HD11	2.51	0.50
1:M:459:ILE:HD12	1:M:459:ILE:N	2.27	0.50
1:O:456:VAL:HG22	1:O:457:PRO:N	2.26	0.50
1:O:552:VAL:HG23	1:O:553:PRO:C	2.32	0.50
1:F:442:VAL:HG12	1:F:448:ALA:HB2	1.94	0.49
1:G:218:ASP:N	1:G:221:VAL:HB	2.27	0.49
1:H:205:VAL:HG12	1:H:206:ALA:N	2.27	0.49
1:H:218:ASP:N	1:H:221:VAL:HB	2.27	0.49
1:I:552:VAL:HG23	1:I:553:PRO:C	2.32	0.49
1:L:435:LEU:HD11	1:M:607:GLN:HE22	1.77	0.49

Continued on next page...

Continued from previous page...

Atom-1	Atom-2	Interatomic distance (Å)	Clash overlap (Å)
1:L:456:VAL:HG22	1:L:457:PRO:N	2.26	0.49
1:N:459:ILE:HD12	1:N:459:ILE:N	2.27	0.49
1:O:321:LEU:CD1	1:O:441:THR:OG1	2.60	0.49
1:A:218:ASP:N	1:A:221:VAL:HB	2.27	0.49
1:A:506:ASN:O	1:A:519:ALA:N	2.46	0.49
1:C:321:LEU:CD1	1:C:441:THR:OG1	2.60	0.49
1:C:506:ASN:O	1:C:519:ALA:N	2.46	0.49
1:D:477:ARG:HD2	1:D:477:ARG:N	2.27	0.49
1:G:442:VAL:HG12	1:G:448:ALA:HB2	1.94	0.49
1:G:459:ILE:HD12	1:G:459:ILE:N	2.27	0.49
1:H:235:GLU:H	1:H:235:GLU:CD	2.12	0.49
1:I:218:ASP:N	1:I:221:VAL:HB	2.27	0.49
1:J:435:LEU:HD11	1:K:607:GLN:HE22	1.77	0.49
1:K:459:ILE:HD12	1:K:459:ILE:N	2.27	0.49
1:M:477:ARG:N	1:M:477:ARG:HD2	2.27	0.49
1:N:140:ILE:HD13	1:N:156:ILE:CG2	2.40	0.49
1:N:442:VAL:HG12	1:N:448:ALA:HB2	1.94	0.49
1:N:477:ARG:CG	1:N:477:ARG:NH1	2.73	0.49
1:O:478:LYS:HD2	1:O:518:PHE:CZ	2.46	0.49
1:O:506:ASN:O	1:O:519:ALA:N	2.46	0.49
1:C:459:ILE:HD12	1:C:459:ILE:N	2.27	0.49
1:D:218:ASP:N	1:D:221:VAL:HB	2.27	0.49
1:D:506:ASN:O	1:D:519:ALA:N	2.45	0.49
1:E:105:VAL:O	1:E:140:ILE:CB	2.49	0.49
1:E:218:ASP:N	1:E:221:VAL:HB	2.27	0.49
1:E:442:VAL:HG12	1:E:448:ALA:HB2	1.94	0.49
1:E:552:VAL:HG23	1:E:553:PRO:C	2.32	0.49
1:H:477:ARG:N	1:H:477:ARG:HD2	2.27	0.49
1:I:205:VAL:HG12	1:I:206:ALA:N	2.27	0.49
1:I:321:LEU:CD1	1:I:441:THR:OG1	2.60	0.49
1:I:435:LEU:HD11	1:J:607:GLN:HE22	1.77	0.49
1:I:477:ARG:N	1:I:477:ARG:HD2	2.27	0.49
1:N:506:ASN:O	1:N:519:ALA:N	2.45	0.49
1:O:442:VAL:HG12	1:O:448:ALA:HB2	1.94	0.49
1:O:459:ILE:HD12	1:O:459:ILE:N	2.27	0.49
1:A:442:VAL:HG12	1:A:448:ALA:HB2	1.94	0.49
1:B:459:ILE:CA	1:B:474:THR:O	2.55	0.49
1:D:552:VAL:HG23	1:D:553:PRO:C	2.32	0.49
1:F:205:VAL:HG12	1:F:206:ALA:N	2.27	0.49
1:F:472:PHE:CD1	1:F:472:PHE:C	2.86	0.49
1:I:167:ILE:CA	1:I:215:ILE:O	2.42	0.49

Continued on next page...

Continued from previous page...

Atom-1	Atom-2	Interatomic distance (Å)	Clash overlap (Å)
1:I:333:ASP:OD1	1:I:334:GLY:N	2.44	0.49
1:J:218:ASP:N	1:J:221:VAL:HB	2.27	0.49
1:J:459:ILE:HD12	1:J:459:ILE:N	2.27	0.49
1:K:122:LEU:HD23	1:K:125:ASN:ND2	2.19	0.49
1:L:218:ASP:N	1:L:221:VAL:HB	2.27	0.49
1:L:458:VAL:O	1:L:475:VAL:C	2.49	0.49
1:N:205:VAL:HG12	1:N:206:ALA:N	2.27	0.49
1:N:218:ASP:N	1:N:221:VAL:HB	2.27	0.49
1:O:205:VAL:HG12	1:O:206:ALA:N	2.27	0.49
1:B:552:VAL:HG23	1:B:553:PRO:C	2.32	0.49
1:F:218:ASP:N	1:F:221:VAL:HB	2.27	0.49
1:L:205:VAL:HG12	1:L:206:ALA:N	2.27	0.49
1:L:321:LEU:CD1	1:L:441:THR:OG1	2.60	0.49
1:M:519:ALA:CB	1:N:454:GLU:HG3	2.41	0.49
1:N:321:LEU:CD1	1:N:441:THR:OG1	2.60	0.49
1:B:478:LYS:HD2	1:B:518:PHE:CZ	2.46	0.49
1:B:586:ILE:HG21	1:B:592:ALA:HB2	1.95	0.49
1:C:472:PHE:CD1	1:C:472:PHE:C	2.86	0.49
1:C:519:ALA:CB	1:D:454:GLU:HG3	2.41	0.49
1:G:177:ALA:N	1:G:211:ASN:OD1	2.41	0.49
1:H:122:LEU:HD23	1:H:125:ASN:ND2	2.19	0.49
1:H:442:VAL:HG12	1:H:448:ALA:HB2	1.94	0.49
1:J:321:LEU:CD1	1:J:441:THR:OG1	2.60	0.49
1:J:458:VAL:O	1:J:475:VAL:C	2.49	0.49
1:L:177:ALA:N	1:L:211:ASN:OD1	2.41	0.49
1:L:442:VAL:HG12	1:L:448:ALA:HB2	1.94	0.49
1:M:177:ALA:N	1:M:211:ASN:OD1	2.41	0.49
1:M:321:LEU:CD1	1:M:441:THR:OG1	2.60	0.49
1:M:442:VAL:HG12	1:M:448:ALA:HB2	1.95	0.49
1:B:477:ARG:HD2	1:B:477:ARG:N	2.27	0.49
1:H:435:LEU:HD11	1:I:607:GLN:HE22	1.77	0.49
1:L:105:VAL:O	1:L:140:ILE:CB	2.49	0.49
1:O:218:ASP:N	1:O:221:VAL:HB	2.27	0.49
1:B:321:LEU:CD1	1:B:441:THR:OG1	2.60	0.49
1:C:586:ILE:HG21	1:C:592:ALA:HB2	1.95	0.49
1:I:459:ILE:HD12	1:I:459:ILE:N	2.27	0.49
1:K:177:ALA:O	1:K:180:MET:N	2.46	0.49
1:K:321:LEU:CD1	1:K:441:THR:OG1	2.60	0.49
1:M:177:ALA:O	1:M:180:MET:N	2.46	0.49
1:M:435:LEU:HD11	1:N:607:GLN:HE22	1.77	0.49
1:O:472:PHE:CD1	1:O:472:PHE:C	2.86	0.49

Continued on next page...

Continued from previous page...

Atom-1	Atom-2	Interatomic distance (Å)	Clash overlap (Å)
1:O:477:ARG:HD2	1:O:477:ARG:N	2.27	0.49
1:A:586:ILE:HG21	1:A:592:ALA:HB2	1.95	0.49
1:B:442:VAL:HG12	1:B:448:ALA:HB2	1.94	0.49
1:B:506:ASN:O	1:B:519:ALA:N	2.45	0.49
1:D:442:VAL:HG12	1:D:448:ALA:HB2	1.94	0.49
1:E:506:ASN:O	1:E:519:ALA:N	2.45	0.49
1:K:374:GLN:HG3	1:L:392:THR:O	2.13	0.49
1:K:442:VAL:HG12	1:K:448:ALA:HB2	1.94	0.49
1:A:459:ILE:HD12	1:A:459:ILE:N	2.27	0.49
1:G:205:VAL:HG12	1:G:206:ALA:N	2.27	0.49
1:G:374:GLN:HG3	1:H:392:THR:O	2.13	0.49
1:G:477:ARG:HD2	1:G:477:ARG:N	2.27	0.49
1:H:374:GLN:HG3	1:I:392:THR:O	2.13	0.49
1:H:477:ARG:CG	1:H:477:ARG:NH1	2.73	0.49
1:I:177:ALA:O	1:I:180:MET:N	2.46	0.49
1:I:506:ASN:O	1:I:519:ALA:N	2.46	0.49
1:K:218:ASP:N	1:K:221:VAL:HB	2.27	0.49
1:L:374:GLN:HG3	1:M:392:THR:O	2.13	0.49
1:L:477:ARG:HD2	1:L:477:ARG:N	2.27	0.49
1:O:177:ALA:O	1:O:180:MET:N	2.46	0.49
1:A:552:VAL:HG23	1:A:553:PRO:C	2.32	0.48
1:C:552:VAL:HG23	1:C:553:PRO:C	2.32	0.48
1:E:472:PHE:C	1:E:472:PHE:CD1	2.86	0.48
1:G:506:ASN:O	1:G:519:ALA:N	2.46	0.48
1:K:177:ALA:N	1:K:211:ASN:OD1	2.41	0.48
1:K:459:ILE:CA	1:K:474:THR:O	2.55	0.48
1:K:506:ASN:O	1:K:519:ALA:N	2.46	0.48
1:L:177:ALA:O	1:L:180:MET:N	2.46	0.48
1:M:218:ASP:N	1:M:221:VAL:HB	2.27	0.48
1:M:374:GLN:HG3	1:N:392:THR:O	2.13	0.48
1:N:374:GLN:HG3	1:O:392:THR:O	2.13	0.48
1:N:374:GLN:O	1:N:391:THR:HG22	2.13	0.48
1:B:472:PHE:C	1:B:472:PHE:CD1	2.86	0.48
1:D:458:VAL:O	1:D:475:VAL:C	2.49	0.48
1:F:113:ARG:HD2	1:F:134:TYR:HD2	1.79	0.48
1:F:374:GLN:O	1:F:391:THR:HG22	2.14	0.48
1:G:479:GLU:H	1:G:479:GLU:CD	2.07	0.48
1:H:458:VAL:O	1:H:475:VAL:C	2.49	0.48
1:I:442:VAL:HG12	1:I:448:ALA:HB2	1.94	0.48
1:L:506:ASN:O	1:L:519:ALA:N	2.45	0.48
1:M:113:ARG:HD2	1:M:134:TYR:HD2	1.79	0.48

Continued on next page...

Continued from previous page...

Atom-1	Atom-2	Interatomic distance (Å)	Clash overlap (Å)
1:N:177:ALA:O	1:N:180:MET:N	2.46	0.48
1:N:177:ALA:N	1:N:211:ASN:OD1	2.41	0.48
1:B:207:ASP:OD1	1:B:209:ARG:N	2.33	0.48
1:C:374:GLN:O	1:C:391:THR:HG22	2.13	0.48
1:D:435:LEU:HD11	1:E:607:GLN:HE22	1.77	0.48
1:F:506:ASN:O	1:F:519:ALA:N	2.45	0.48
1:H:459:ILE:HD12	1:H:459:ILE:N	2.27	0.48
1:J:374:GLN:HG3	1:K:392:THR:O	2.13	0.48
1:M:472:PHE:C	1:M:472:PHE:CD1	2.86	0.48
1:A:321:LEU:CD1	1:A:441:THR:OG1	2.60	0.48
1:C:113:ARG:HD2	1:C:134:TYR:HD2	1.79	0.48
1:D:586:ILE:HG21	1:D:592:ALA:HB2	1.95	0.48
1:G:113:ARG:HD2	1:G:134:TYR:HD2	1.79	0.48
1:H:113:ARG:HD2	1:H:134:TYR:HD2	1.79	0.48
1:I:458:VAL:O	1:I:475:VAL:C	2.49	0.48
1:J:177:ALA:O	1:J:180:MET:N	2.46	0.48
1:J:442:VAL:HG12	1:J:448:ALA:HB2	1.94	0.48
1:J:477:ARG:HD2	1:J:477:ARG:N	2.27	0.48
1:L:113:ARG:HD2	1:L:134:TYR:HD2	1.79	0.48
1:M:506:ASN:O	1:M:519:ALA:N	2.46	0.48
1:N:477:ARG:N	1:N:477:ARG:HD2	2.27	0.48
1:O:586:ILE:HG21	1:O:592:ALA:HB2	1.95	0.48
1:A:392:THR:O	1:O:374:GLN:HG3	2.13	0.48
1:A:435:LEU:HD11	1:B:607:GLN:HE22	1.77	0.48
1:A:472:PHE:CD1	1:A:472:PHE:C	2.86	0.48
1:D:519:ALA:CB	1:E:454:GLU:HG3	2.41	0.48
1:H:177:ALA:O	1:H:180:MET:N	2.46	0.48
1:I:374:GLN:HG3	1:J:392:THR:O	2.13	0.48
1:K:504:VAL:HG12	1:K:521:ARG:HG2	1.94	0.48
1:O:113:ARG:HD2	1:O:134:TYR:HD2	1.79	0.48
1:O:180:MET:HE2	1:O:213:ILE:HD11	1.94	0.48
1:O:374:GLN:O	1:O:391:THR:HG22	2.14	0.48
1:B:374:GLN:O	1:B:391:THR:HG22	2.14	0.48
1:C:435:LEU:HD11	1:D:607:GLN:HE22	1.77	0.48
1:E:374:GLN:O	1:E:391:THR:HG22	2.13	0.48
1:E:477:ARG:N	1:E:477:ARG:HD2	2.27	0.48
1:G:119:LEU:HD12	1:G:134:TYR:OH	2.14	0.48
1:G:235:GLU:H	1:G:235:GLU:CD	2.11	0.48
1:G:477:ARG:CG	1:G:477:ARG:NH1	2.73	0.48
1:H:119:LEU:HD12	1:H:134:TYR:OH	2.14	0.48
1:H:506:ASN:O	1:H:519:ALA:N	2.45	0.48

Continued on next page...

Continued from previous page...

Atom-1	Atom-2	Interatomic distance (Å)	Clash overlap (Å)
1:I:374:GLN:O	1:I:391:THR:HG22	2.14	0.48
1:K:374:GLN:O	1:K:391:THR:HG22	2.14	0.48
1:M:458:VAL:O	1:M:475:VAL:C	2.49	0.48
1:M:477:ARG:CG	1:M:477:ARG:NH1	2.73	0.48
1:A:113:ARG:HD2	1:A:134:TYR:HD2	1.79	0.48
1:A:177:ALA:O	1:A:180:MET:N	2.46	0.48
1:F:235:GLU:H	1:F:235:GLU:CD	2.11	0.48
1:F:479:GLU:H	1:F:479:GLU:CD	2.07	0.48
1:G:177:ALA:O	1:G:180:MET:N	2.46	0.48
1:H:374:GLN:O	1:H:391:THR:HG22	2.13	0.48
1:J:113:ARG:HD2	1:J:134:TYR:HD2	1.79	0.48
1:J:506:ASN:O	1:J:519:ALA:N	2.46	0.48
1:K:113:ARG:HD2	1:K:134:TYR:HD2	1.79	0.48
1:L:374:GLN:O	1:L:391:THR:HG22	2.14	0.48
1:A:225:LEU:HD23	1:A:225:LEU:HA	1.74	0.48
1:A:247:LEU:HD11	1:A:294:LEU:HD23	1.96	0.48
1:B:177:ALA:O	1:B:180:MET:N	2.46	0.48
1:C:442:VAL:HG12	1:C:448:ALA:HB2	1.94	0.48
1:E:113:ARG:HD2	1:E:134:TYR:HD2	1.79	0.48
1:F:119:LEU:HD12	1:F:134:TYR:OH	2.14	0.48
1:G:458:VAL:O	1:G:475:VAL:C	2.49	0.48
1:J:335:ILE:HG22	1:L:617:LEU:HD13	1.96	0.48
1:K:335:ILE:HG22	1:M:617:LEU:HD13	1.96	0.48
1:L:122:LEU:HD23	1:L:125:ASN:ND2	2.19	0.48
1:M:586:ILE:HG21	1:M:592:ALA:HB2	1.95	0.48
1:N:108:LYS:HA	1:N:138:ASN:ND2	2.29	0.48
1:N:435:LEU:HD11	1:O:607:GLN:HE22	1.77	0.48
1:N:458:VAL:O	1:N:475:VAL:C	2.49	0.48
1:A:108:LYS:HA	1:A:138:ASN:ND2	2.29	0.48
1:A:261:GLY:HA3	1:B:284:MET:HG2	1.96	0.48
1:A:374:GLN:HG3	1:B:392:THR:O	2.13	0.48
1:B:435:LEU:HD11	1:C:607:GLN:HE22	1.77	0.48
1:B:459:ILE:HD12	1:B:459:ILE:N	2.27	0.48
1:C:247:LEU:HD11	1:C:294:LEU:HD23	1.96	0.48
1:E:435:LEU:HD11	1:F:607:GLN:HE22	1.77	0.48
1:H:108:LYS:HA	1:H:138:ASN:ND2	2.29	0.48
1:I:108:LYS:HA	1:I:138:ASN:ND2	2.29	0.48
1:I:119:LEU:HD12	1:I:134:TYR:OH	2.14	0.48
1:I:247:LEU:HD11	1:I:294:LEU:HD23	1.96	0.48
1:I:335:ILE:HG22	1:K:617:LEU:HD13	1.96	0.48
1:J:108:LYS:HA	1:J:138:ASN:ND2	2.29	0.48

Continued on next page...

Continued from previous page...

Atom-1	Atom-2	Interatomic distance (Å)	Clash overlap (Å)
1:J:472:PHE:C	1:J:472:PHE:CD1	2.86	0.48
1:K:247:LEU:HD11	1:K:294:LEU:HD23	1.96	0.48
1:L:586:ILE:HG21	1:L:592:ALA:HB2	1.95	0.48
1:M:180:MET:HE2	1:M:213:ILE:HD11	1.95	0.48
1:N:247:LEU:HD11	1:N:294:LEU:HD23	1.96	0.48
1:O:108:LYS:HA	1:O:138:ASN:ND2	2.29	0.48
1:A:284:MET:HG2	1:O:261:GLY:HA3	1.96	0.48
1:B:108:LYS:HA	1:B:138:ASN:ND2	2.29	0.48
1:B:226:LYS:HA	1:B:229:ILE:HB	1.96	0.48
1:B:374:GLN:HG3	1:C:392:THR:O	2.13	0.48
1:D:113:ARG:HD2	1:D:134:TYR:HD2	1.78	0.48
1:D:374:GLN:HG3	1:E:392:THR:O	2.13	0.48
1:E:255:LEU:HA	1:E:255:LEU:HD23	1.73	0.48
1:F:283:VAL:HA	1:F:297:THR:O	2.14	0.48
1:F:435:LEU:HD11	1:G:607:GLN:HE22	1.77	0.48
1:G:108:LYS:HA	1:G:138:ASN:ND2	2.29	0.48
1:G:261:GLY:HA3	1:H:284:MET:HG2	1.96	0.48
1:G:335:ILE:HG22	1:I:617:LEU:HD13	1.96	0.48
1:H:335:ILE:HG22	1:J:617:LEU:HD13	1.96	0.48
1:I:472:PHE:CD1	1:I:472:PHE:C	2.86	0.48
1:J:478:LYS:HD2	1:J:518:PHE:HZ	1.79	0.48
1:K:586:ILE:HG21	1:K:592:ALA:HB2	1.95	0.48
1:L:119:LEU:HD12	1:L:134:TYR:OH	2.14	0.48
1:L:335:ILE:HG22	1:N:617:LEU:HD13	1.96	0.48
1:L:478:LYS:HD2	1:L:518:PHE:HZ	1.79	0.48
1:N:235:GLU:H	1:N:235:GLU:CD	2.11	0.48
1:C:177:ALA:O	1:C:180:MET:N	2.46	0.47
1:C:374:GLN:HG3	1:D:392:THR:O	2.13	0.47
1:D:226:LYS:HA	1:D:229:ILE:HB	1.96	0.47
1:D:472:PHE:CD1	1:D:472:PHE:C	2.86	0.47
1:E:235:GLU:H	1:E:235:GLU:CD	2.11	0.47
1:E:374:GLN:HG3	1:F:392:THR:O	2.13	0.47
1:G:283:VAL:HA	1:G:297:THR:O	2.14	0.47
1:H:261:GLY:HA3	1:I:284:MET:HG2	1.96	0.47
1:M:119:LEU:HD12	1:M:134:TYR:OH	2.14	0.47
1:M:235:GLU:H	1:M:235:GLU:CD	2.11	0.47
1:M:374:GLN:O	1:M:391:THR:HG22	2.13	0.47
1:O:328:GLU:HG2	1:O:577:LEU:HG	1.96	0.47
1:O:458:VAL:O	1:O:475:VAL:C	2.49	0.47
1:A:607:GLN:HE22	1:O:435:LEU:HD11	1.77	0.47
1:B:261:GLY:HA3	1:C:284:MET:HG2	1.96	0.47

Continued on next page...

Continued from previous page...

Atom-1	Atom-2	Interatomic distance (Å)	Clash overlap (Å)
1:C:335:ILE:HG22	1:E:617:LEU:HD13	1.95	0.47
1:C:477:ARG:N	1:C:477:ARG:HD2	2.27	0.47
1:D:177:ALA:O	1:D:180:MET:N	2.46	0.47
1:E:283:VAL:HA	1:E:297:THR:O	2.14	0.47
1:F:122:LEU:HD23	1:F:125:ASN:ND2	2.19	0.47
1:F:261:GLY:HA3	1:G:284:MET:HG2	1.96	0.47
1:F:374:GLN:HG3	1:G:392:THR:O	2.13	0.47
1:G:374:GLN:O	1:G:391:THR:HG22	2.14	0.47
1:H:586:ILE:HG21	1:H:592:ALA:HB2	1.95	0.47
1:I:239:LYS:HE3	1:I:300:GLN:HB2	1.97	0.47
1:I:261:GLY:HA3	1:J:284:MET:HG2	1.96	0.47
1:I:586:ILE:HG21	1:I:592:ALA:HB2	1.95	0.47
1:J:177:ALA:N	1:J:211:ASN:OD1	2.41	0.47
1:M:207:ASP:OD1	1:M:209:ARG:N	2.33	0.47
1:M:457:PRO:HA	1:M:477:ARG:HE	1.79	0.47
1:N:113:ARG:HD2	1:N:134:TYR:HD2	1.79	0.47
1:N:283:VAL:HA	1:N:297:THR:O	2.14	0.47
1:N:457:PRO:HA	1:N:477:ARG:HE	1.80	0.47
1:A:328:GLU:HG2	1:A:577:LEU:HG	1.96	0.47
1:A:477:ARG:N	1:A:477:ARG:HD2	2.27	0.47
1:D:374:GLN:O	1:D:391:THR:HG22	2.13	0.47
1:E:119:LEU:HD12	1:E:134:TYR:OH	2.14	0.47
1:E:247:LEU:HD11	1:E:294:LEU:HD23	1.96	0.47
1:F:335:ILE:HG22	1:H:617:LEU:HD13	1.96	0.47
1:G:435:LEU:HD11	1:H:607:GLN:HE22	1.77	0.47
1:J:119:LEU:HD12	1:J:134:TYR:OH	2.14	0.47
1:J:239:LYS:HE3	1:J:300:GLN:HB2	1.97	0.47
1:J:374:GLN:O	1:J:391:THR:HG22	2.14	0.47
1:J:586:ILE:HG21	1:J:592:ALA:HB2	1.95	0.47
1:K:108:LYS:HA	1:K:138:ASN:ND2	2.29	0.47
1:K:477:ARG:CG	1:K:477:ARG:NH1	2.73	0.47
1:K:634:ARG:HG3	1:K:635:HIS:O	2.15	0.47
1:M:167:ILE:CA	1:M:215:ILE:O	2.42	0.47
1:M:247:LEU:HD11	1:M:294:LEU:HD23	1.96	0.47
1:M:283:VAL:HA	1:M:297:THR:O	2.14	0.47
1:B:335:ILE:HG22	1:D:617:LEU:HD13	1.96	0.47
1:C:283:VAL:HA	1:C:297:THR:O	2.14	0.47
1:C:457:PRO:HA	1:C:477:ARG:HE	1.80	0.47
1:D:457:PRO:HA	1:D:477:ARG:HE	1.80	0.47
1:D:507:VAL:HG22	1:D:508:LEU:N	2.29	0.47
1:E:177:ALA:O	1:E:180:MET:N	2.46	0.47

Continued on next page...

Continued from previous page...

Atom-1	Atom-2	Interatomic distance (Å)	Clash overlap (Å)
1:E:586:ILE:HG21	1:E:592:ALA:HB2	1.95	0.47
1:F:108:LYS:HA	1:F:138:ASN:ND2	2.29	0.47
1:F:226:LYS:HA	1:F:229:ILE:HB	1.96	0.47
1:F:239:LYS:HE3	1:F:300:GLN:HB2	1.97	0.47
1:F:457:PRO:HA	1:F:477:ARG:HE	1.80	0.47
1:F:507:VAL:HG22	1:F:508:LEU:N	2.29	0.47
1:G:239:LYS:HE3	1:G:300:GLN:HB2	1.97	0.47
1:G:247:LEU:HD11	1:G:294:LEU:HD23	1.96	0.47
1:G:457:PRO:HA	1:G:477:ARG:HE	1.79	0.47
1:I:113:ARG:HD2	1:I:134:TYR:HD2	1.78	0.47
1:J:167:ILE:CA	1:J:215:ILE:O	2.42	0.47
1:L:108:LYS:HA	1:L:138:ASN:ND2	2.29	0.47
1:L:457:PRO:HA	1:L:477:ARG:HE	1.80	0.47
1:N:261:GLY:HA3	1:O:284:MET:HG2	1.96	0.47
1:O:235:GLU:H	1:O:235:GLU:CD	2.11	0.47
1:A:120:ARG:HG2	1:A:123:ILE:HD12	1.96	0.47
1:A:122:LEU:HD23	1:A:125:ASN:ND2	2.19	0.47
1:A:226:LYS:HA	1:A:229:ILE:HB	1.96	0.47
1:A:457:PRO:HA	1:A:477:ARG:HE	1.79	0.47
1:B:119:LEU:HD12	1:B:134:TYR:OH	2.14	0.47
1:C:108:LYS:HA	1:C:138:ASN:ND2	2.29	0.47
1:D:235:GLU:H	1:D:235:GLU:CD	2.12	0.47
1:D:283:VAL:HA	1:D:297:THR:O	2.14	0.47
1:D:335:ILE:HG22	1:F:617:LEU:HD13	1.95	0.47
1:D:634:ARG:HG3	1:D:635:HIS:O	2.15	0.47
1:F:177:ALA:N	1:F:211:ASN:OD1	2.41	0.47
1:G:158:ARG:O	1:G:162:ALA:HB2	2.15	0.47
1:G:586:ILE:HG21	1:G:592:ALA:HB2	1.95	0.47
1:H:283:VAL:HA	1:H:297:THR:O	2.14	0.47
1:I:328:GLU:HG2	1:I:577:LEU:HG	1.96	0.47
1:J:261:GLY:HA3	1:K:284:MET:HG2	1.96	0.47
1:L:235:GLU:H	1:L:235:GLU:CD	2.11	0.47
1:L:239:LYS:HE3	1:L:300:GLN:HB2	1.97	0.47
1:L:472:PHE:CD1	1:L:472:PHE:C	2.86	0.47
1:L:634:ARG:HG3	1:L:635:HIS:O	2.15	0.47
1:M:239:LYS:HE3	1:M:300:GLN:HB2	1.97	0.47
1:M:335:ILE:HG22	1:O:617:LEU:HD13	1.96	0.47
1:N:119:LEU:HD12	1:N:134:TYR:OH	2.14	0.47
1:N:158:ARG:O	1:N:162:ALA:HB2	2.15	0.47
1:N:459:ILE:CA	1:N:474:THR:O	2.55	0.47
1:N:586:ILE:HG21	1:N:592:ALA:HB2	1.95	0.47

Continued on next page...

Continued from previous page...

Atom-1	Atom-2	Interatomic distance (Å)	Clash overlap (Å)
1:O:283:VAL:HA	1:O:297:THR:O	2.14	0.47
1:O:457:PRO:HA	1:O:477:ARG:HE	1.80	0.47
1:A:235:GLU:H	1:A:235:GLU:CD	2.11	0.47
1:A:374:GLN:O	1:A:391:THR:HG22	2.14	0.47
1:B:120:ARG:HG2	1:B:123:ILE:HD12	1.96	0.47
1:B:507:VAL:HG22	1:B:508:LEU:N	2.29	0.47
1:C:226:LYS:HA	1:C:229:ILE:HB	1.96	0.47
1:C:235:GLU:H	1:C:235:GLU:CD	2.11	0.47
1:C:261:GLY:HA3	1:D:284:MET:HG2	1.96	0.47
1:E:479:GLU:H	1:E:479:GLU:CD	2.07	0.47
1:F:477:ARG:CG	1:F:477:ARG:NH1	2.73	0.47
1:F:634:ARG:HG3	1:F:635:HIS:O	2.15	0.47
1:H:158:ARG:O	1:H:162:ALA:HB2	2.15	0.47
1:H:239:LYS:HE3	1:H:300:GLN:HB2	1.97	0.47
1:J:504:VAL:HG12	1:J:521:ARG:HG2	1.94	0.47
1:J:634:ARG:HG3	1:J:635:HIS:O	2.15	0.47
1:K:119:LEU:HD12	1:K:134:TYR:OH	2.14	0.47
1:K:239:LYS:HE3	1:K:300:GLN:HB2	1.97	0.47
1:L:247:LEU:HD11	1:L:294:LEU:HD23	1.96	0.47
1:N:226:LYS:HA	1:N:229:ILE:HB	1.96	0.47
1:N:328:GLU:HG2	1:N:577:LEU:HG	1.96	0.47
1:O:158:ARG:O	1:O:162:ALA:HB2	2.15	0.47
1:A:105:VAL:O	1:A:140:ILE:CB	2.49	0.47
1:A:119:LEU:HD12	1:A:134:TYR:OH	2.14	0.47
1:A:335:ILE:HG22	1:C:617:LEU:HD13	1.96	0.47
1:A:617:LEU:HD13	1:N:335:ILE:HG22	1.95	0.47
1:B:105:VAL:O	1:B:140:ILE:CB	2.49	0.47
1:B:113:ARG:HD2	1:B:134:TYR:HD2	1.79	0.47
1:B:235:GLU:H	1:B:235:GLU:CD	2.11	0.47
1:B:283:VAL:HA	1:B:297:THR:O	2.14	0.47
1:B:478:LYS:HD2	1:B:518:PHE:HZ	1.79	0.47
1:B:617:LEU:HD13	1:O:335:ILE:HG22	1.96	0.47
1:B:634:ARG:HG3	1:B:635:HIS:O	2.15	0.47
1:C:119:LEU:HD12	1:C:134:TYR:OH	2.14	0.47
1:D:478:LYS:HD2	1:D:518:PHE:HZ	1.79	0.47
1:E:108:LYS:HA	1:E:138:ASN:ND2	2.29	0.47
1:E:335:ILE:HG22	1:G:617:LEU:HD13	1.95	0.47
1:E:478:LYS:HD2	1:E:518:PHE:HZ	1.79	0.47
1:F:177:ALA:O	1:F:180:MET:N	2.46	0.47
1:G:478:LYS:HD2	1:G:518:PHE:HZ	1.79	0.47
1:I:283:VAL:HA	1:I:297:THR:O	2.14	0.47

Continued on next page...

Continued from previous page...

Atom-1	Atom-2	Interatomic distance (Å)	Clash overlap (Å)
1:I:457:PRO:HA	1:I:477:ARG:HE	1.80	0.47
1:J:120:ARG:HG2	1:J:123:ILE:HD12	1.96	0.47
1:J:226:LYS:HA	1:J:229:ILE:HB	1.96	0.47
1:J:457:PRO:HA	1:J:477:ARG:HE	1.79	0.47
1:K:120:ARG:HG2	1:K:123:ILE:HD12	1.96	0.47
1:K:261:GLY:HA3	1:L:284:MET:HG2	1.96	0.47
1:K:457:PRO:HA	1:K:477:ARG:HE	1.80	0.47
1:L:207:ASP:OD1	1:L:209:ARG:N	2.33	0.47
1:L:283:VAL:HA	1:L:297:THR:O	2.14	0.47
1:M:108:LYS:HA	1:M:138:ASN:ND2	2.29	0.47
1:N:207:ASP:OD1	1:N:209:ARG:N	2.33	0.47
1:O:120:ARG:HG2	1:O:123:ILE:HD12	1.96	0.47
1:O:167:ILE:CA	1:O:215:ILE:O	2.42	0.47
1:O:478:LYS:HD2	1:O:518:PHE:HZ	1.79	0.47
1:A:634:ARG:HG3	1:A:635:HIS:O	2.15	0.47
1:B:328:GLU:HG2	1:B:577:LEU:HG	1.96	0.47
1:B:457:PRO:HA	1:B:477:ARG:HE	1.79	0.47
1:C:120:ARG:HG2	1:C:123:ILE:HD12	1.96	0.47
1:C:180:MET:HE2	1:C:213:ILE:HD11	1.97	0.47
1:D:180:MET:HE2	1:D:213:ILE:HD11	1.97	0.47
1:E:239:LYS:HE3	1:E:300:GLN:HB2	1.97	0.47
1:E:261:GLY:HA3	1:F:284:MET:HG2	1.96	0.47
1:F:586:ILE:HG21	1:F:592:ALA:HB2	1.95	0.47
1:H:328:GLU:HG2	1:H:577:LEU:HG	1.96	0.47
1:H:472:PHE:C	1:H:472:PHE:CD1	2.86	0.47
1:I:120:ARG:HG2	1:I:123:ILE:HD12	1.96	0.47
1:I:478:LYS:HD2	1:I:518:PHE:HZ	1.79	0.47
1:K:328:GLU:HG2	1:K:577:LEU:HG	1.96	0.47
1:M:158:ARG:O	1:M:162:ALA:HB2	2.15	0.47
1:N:478:LYS:HD2	1:N:518:PHE:HZ	1.79	0.47
1:A:478:LYS:HD2	1:A:518:PHE:HZ	1.79	0.47
1:B:182:ARG:HA	1:B:185:GLU:CD	2.36	0.47
1:B:450:PHE:O	1:B:483:LYS:HA	2.15	0.47
1:B:504:VAL:HG12	1:B:521:ARG:HG2	1.94	0.47
1:C:158:ARG:O	1:C:162:ALA:HB2	2.15	0.47
1:D:119:LEU:HD12	1:D:134:TYR:OH	2.14	0.47
1:E:328:GLU:HG2	1:E:577:LEU:HG	1.96	0.47
1:G:481:GLY:N	1:G:505:SER:OG	2.23	0.47
1:I:438:PRO:HB3	1:I:450:PHE:CE2	2.50	0.47
1:J:328:GLU:HG2	1:J:577:LEU:HG	1.96	0.47
1:J:438:PRO:HB3	1:J:450:PHE:CE2	2.50	0.47

Continued on next page...

Continued from previous page...

Atom-1	Atom-2	Interatomic distance (Å)	Clash overlap (Å)
1:K:283:VAL:HA	1:K:297:THR:O	2.14	0.47
1:K:438:PRO:HB3	1:K:450:PHE:CE2	2.50	0.47
1:K:476:ASP:N	1:K:476:ASP:OD1	2.48	0.47
1:L:158:ARG:O	1:L:162:ALA:HB2	2.15	0.47
1:M:122:LEU:HD23	1:M:125:ASN:ND2	2.19	0.47
1:N:239:LYS:HE3	1:N:300:GLN:HB2	1.97	0.47
1:O:119:LEU:HD12	1:O:134:TYR:OH	2.14	0.47
1:A:102:THR:OG1	1:A:142:ILE:O	2.25	0.47
1:A:182:ARG:HA	1:A:185:GLU:CD	2.36	0.47
1:B:247:LEU:HD11	1:B:294:LEU:HD23	1.96	0.47
1:C:634:ARG:HG3	1:C:635:HIS:O	2.15	0.47
1:D:108:LYS:HA	1:D:138:ASN:ND2	2.29	0.47
1:D:158:ARG:O	1:D:162:ALA:HB2	2.15	0.47
1:D:247:LEU:HD11	1:D:294:LEU:HD23	1.96	0.47
1:D:328:GLU:HG2	1:D:577:LEU:HG	1.96	0.47
1:E:458:VAL:O	1:E:475:VAL:C	2.49	0.47
1:F:450:PHE:O	1:F:483:LYS:HA	2.15	0.47
1:G:328:GLU:HG2	1:G:577:LEU:HG	1.96	0.47
1:H:207:ASP:O	1:H:211:ASN:HA	2.16	0.47
1:I:226:LYS:HA	1:I:229:ILE:HB	1.96	0.47
1:J:283:VAL:HA	1:J:297:THR:O	2.14	0.47
1:J:450:PHE:O	1:J:483:LYS:HA	2.15	0.47
1:K:158:ARG:O	1:K:162:ALA:HB2	2.15	0.47
1:K:450:PHE:O	1:K:483:LYS:HA	2.15	0.47
1:L:261:GLY:HA3	1:M:284:MET:HG2	1.96	0.47
1:M:261:GLY:HA3	1:N:284:MET:HG2	1.96	0.47
1:M:506:ASN:O	1:M:518:PHE:CB	2.63	0.47
1:O:105:VAL:O	1:O:140:ILE:CB	2.49	0.47
1:O:226:LYS:HA	1:O:229:ILE:HB	1.96	0.47
1:O:247:LEU:HD11	1:O:294:LEU:HD23	1.96	0.47
1:O:450:PHE:O	1:O:483:LYS:HA	2.15	0.47
1:O:634:ARG:HG3	1:O:635:HIS:O	2.15	0.47
1:A:458:VAL:O	1:A:475:VAL:C	2.49	0.46
1:C:182:ARG:HA	1:C:185:GLU:CD	2.36	0.46
1:D:177:ALA:N	1:D:211:ASN:OD1	2.41	0.46
1:D:450:PHE:O	1:D:483:LYS:HA	2.15	0.46
1:D:476:ASP:N	1:D:476:ASP:OD1	2.48	0.46
1:F:105:VAL:O	1:F:140:ILE:CB	2.49	0.46
1:F:158:ARG:O	1:F:162:ALA:HB2	2.15	0.46
1:G:450:PHE:O	1:G:483:LYS:HA	2.15	0.46
1:H:120:ARG:HG2	1:H:123:ILE:HD12	1.96	0.46

Continued on next page...

Continued from previous page...

Atom-1	Atom-2	Interatomic distance (Å)	Clash overlap (Å)
1:H:438:PRO:HB3	1:H:450:PHE:CE2	2.50	0.46
1:I:158:ARG:O	1:I:162:ALA:HB2	2.15	0.46
1:J:247:LEU:HD11	1:J:294:LEU:HD23	1.96	0.46
1:L:438:PRO:HB3	1:L:450:PHE:CE2	2.50	0.46
1:L:506:ASN:O	1:L:518:PHE:CB	2.63	0.46
1:N:102:THR:OG1	1:N:142:ILE:O	2.25	0.46
1:A:283:VAL:HA	1:A:297:THR:O	2.14	0.46
1:C:239:LYS:HE3	1:C:300:GLN:HB2	1.97	0.46
1:D:239:LYS:HE3	1:D:300:GLN:HB2	1.97	0.46
1:F:458:VAL:O	1:F:475:VAL:C	2.49	0.46
1:G:207:ASP:O	1:G:211:ASN:HA	2.16	0.46
1:H:182:ARG:HA	1:H:185:GLU:CD	2.36	0.46
1:J:476:ASP:N	1:J:476:ASP:OD1	2.48	0.46
1:L:120:ARG:HG2	1:L:123:ILE:HD12	1.96	0.46
1:L:328:GLU:HG2	1:L:577:LEU:HG	1.96	0.46
1:L:477:ARG:CG	1:L:477:ARG:NH1	2.73	0.46
1:M:634:ARG:HG3	1:M:635:HIS:O	2.15	0.46
1:N:120:ARG:HG2	1:N:123:ILE:HD12	1.96	0.46
1:O:507:VAL:HG22	1:O:508:LEU:N	2.29	0.46
1:A:158:ARG:O	1:A:162:ALA:HB2	2.15	0.46
1:A:227:ARG:O	1:A:231:GLN:HG3	2.16	0.46
1:A:239:LYS:HE3	1:A:300:GLN:HB2	1.97	0.46
1:D:120:ARG:HG2	1:D:123:ILE:HD12	1.96	0.46
1:D:261:GLY:HA3	1:E:284:MET:HG2	1.96	0.46
1:D:438:PRO:HB3	1:D:450:PHE:CE2	2.50	0.46
1:F:328:GLU:HG2	1:F:577:LEU:HG	1.96	0.46
1:G:438:PRO:HB3	1:G:450:PHE:CE2	2.50	0.46
1:H:634:ARG:HG3	1:H:635:HIS:O	2.15	0.46
1:I:207:ASP:O	1:I:211:ASN:HA	2.16	0.46
1:I:634:ARG:HG3	1:I:635:HIS:O	2.15	0.46
1:J:158:ARG:O	1:J:162:ALA:HB2	2.15	0.46
1:N:450:PHE:O	1:N:483:LYS:HA	2.15	0.46
1:O:239:LYS:HE3	1:O:300:GLN:HB2	1.97	0.46
1:B:180:MET:HE2	1:B:213:ILE:HD11	1.97	0.46
1:C:340:GLN:HE21	1:C:352:TYR:HB2	1.81	0.46
1:C:476:ASP:N	1:C:476:ASP:OD1	2.48	0.46
1:D:340:GLN:HE21	1:D:352:TYR:HB2	1.81	0.46
1:E:227:ARG:O	1:E:231:GLN:HG3	2.16	0.46
1:G:182:ARG:HA	1:G:185:GLU:CD	2.36	0.46
1:H:457:PRO:HA	1:H:477:ARG:HE	1.80	0.46
1:I:182:ARG:HA	1:I:185:GLU:CD	2.36	0.46

Continued on next page...

Continued from previous page...

Atom-1	Atom-2	Interatomic distance (Å)	Clash overlap (Å)
1:I:203:LYS:N	1:I:216:SER:HG	2.14	0.46
1:I:476:ASP:N	1:I:476:ASP:OD1	2.48	0.46
1:K:225:LEU:HD23	1:K:225:LEU:HA	1.74	0.46
1:M:328:GLU:HG2	1:M:577:LEU:HG	1.96	0.46
1:M:438:PRO:HB3	1:M:450:PHE:CE2	2.50	0.46
1:N:203:LYS:N	1:N:216:SER:HG	2.14	0.46
1:O:182:ARG:HA	1:O:185:GLU:CD	2.36	0.46
1:A:506:ASN:O	1:A:518:PHE:CB	2.63	0.46
1:B:340:GLN:HE21	1:B:352:TYR:HB2	1.81	0.46
1:B:476:ASP:N	1:B:476:ASP:OD1	2.48	0.46
1:B:506:ASN:O	1:B:518:PHE:CB	2.63	0.46
1:C:105:VAL:O	1:C:140:ILE:CB	2.49	0.46
1:C:438:PRO:HB3	1:C:450:PHE:CE2	2.50	0.46
1:C:504:VAL:HG12	1:C:521:ARG:HG2	1.94	0.46
1:D:207:ASP:O	1:D:211:ASN:HA	2.16	0.46
1:E:205:VAL:HG12	1:E:206:ALA:H	1.81	0.46
1:E:340:GLN:HE21	1:E:352:TYR:HB2	1.81	0.46
1:E:457:PRO:HA	1:E:477:ARG:HE	1.79	0.46
1:E:476:ASP:N	1:E:476:ASP:OD1	2.48	0.46
1:E:634:ARG:HG3	1:E:635:HIS:O	2.15	0.46
1:F:227:ARG:O	1:F:231:GLN:HG3	2.16	0.46
1:F:247:LEU:HD11	1:F:294:LEU:HD23	1.96	0.46
1:H:247:LEU:HD11	1:H:294:LEU:HD23	1.96	0.46
1:H:476:ASP:N	1:H:476:ASP:OD1	2.48	0.46
1:H:478:LYS:HD2	1:H:518:PHE:HZ	1.79	0.46
1:J:207:ASP:O	1:J:211:ASN:HA	2.16	0.46
1:J:340:GLN:HE21	1:J:352:TYR:HB2	1.81	0.46
1:K:226:LYS:HA	1:K:229:ILE:HB	1.96	0.46
1:K:501:GLU:HG2	1:K:524:ASN:HB2	1.98	0.46
1:L:203:LYS:N	1:L:216:SER:HG	2.14	0.46
1:L:501:GLU:HG2	1:L:524:ASN:HB2	1.98	0.46
1:L:507:VAL:HG22	1:L:508:LEU:N	2.29	0.46
1:M:205:VAL:HG12	1:M:206:ALA:H	1.81	0.46
1:O:177:ALA:N	1:O:211:ASN:OD1	2.41	0.46
1:A:340:GLN:HE21	1:A:352:TYR:HB2	1.81	0.46
1:C:177:ALA:N	1:C:211:ASN:OD1	2.41	0.46
1:C:328:GLU:HG2	1:C:577:LEU:HG	1.96	0.46
1:D:140:ILE:HG21	1:D:156:ILE:HD13	1.98	0.46
1:D:203:LYS:N	1:D:216:SER:HG	2.14	0.46
1:D:255:LEU:HD23	1:D:255:LEU:HA	1.73	0.46
1:E:140:ILE:HG21	1:E:156:ILE:HD13	1.98	0.46

Continued on next page...

Continued from previous page...

Atom-1	Atom-2	Interatomic distance (Å)	Clash overlap (Å)
1:E:226:LYS:HA	1:E:229:ILE:HB	1.96	0.46
1:F:207:ASP:O	1:F:211:ASN:HA	2.16	0.46
1:F:504:VAL:HG12	1:F:521:ARG:O	2.16	0.46
1:G:227:ARG:O	1:G:231:GLN:HG3	2.16	0.46
1:G:634:ARG:HG3	1:G:635:HIS:O	2.15	0.46
1:H:227:ARG:O	1:H:231:GLN:HG3	2.16	0.46
1:J:140:ILE:HG21	1:J:156:ILE:HD13	1.98	0.46
1:J:205:VAL:HG12	1:J:206:ALA:H	1.81	0.46
1:J:501:GLU:HG2	1:J:524:ASN:HB2	1.98	0.46
1:K:203:LYS:N	1:K:216:SER:HG	2.14	0.46
1:K:235:GLU:H	1:K:235:GLU:CD	2.11	0.46
1:K:340:GLN:HE21	1:K:352:TYR:HB2	1.81	0.46
1:K:478:LYS:HD2	1:K:518:PHE:HZ	1.79	0.46
1:L:182:ARG:HA	1:L:185:GLU:CD	2.36	0.46
1:L:476:ASP:N	1:L:476:ASP:OD1	2.48	0.46
1:M:226:LYS:HA	1:M:229:ILE:HB	1.96	0.46
1:M:450:PHE:O	1:M:483:LYS:HA	2.15	0.46
1:N:438:PRO:HB3	1:N:450:PHE:CE2	2.50	0.46
1:N:506:ASN:O	1:N:518:PHE:CB	2.63	0.46
1:N:634:ARG:HG3	1:N:635:HIS:O	2.15	0.46
1:B:227:ARG:O	1:B:231:GLN:HG3	2.16	0.46
1:C:140:ILE:HG21	1:C:156:ILE:HD13	1.98	0.46
1:D:182:ARG:HA	1:D:185:GLU:CD	2.36	0.46
1:E:182:ARG:HA	1:E:185:GLU:CD	2.36	0.46
1:E:450:PHE:O	1:E:483:LYS:HA	2.15	0.46
1:F:182:ARG:HA	1:F:185:GLU:CD	2.36	0.46
1:F:438:PRO:HB3	1:F:450:PHE:CE2	2.50	0.46
1:G:476:ASP:N	1:G:476:ASP:OD1	2.48	0.46
1:I:122:LEU:HD23	1:I:125:ASN:ND2	2.19	0.46
1:J:182:ARG:HA	1:J:185:GLU:CD	2.36	0.46
1:J:339:VAL:HG22	1:J:423:ILE:HG12	1.98	0.46
1:J:507:VAL:HG22	1:J:508:LEU:N	2.30	0.46
1:K:506:ASN:O	1:K:518:PHE:CB	2.63	0.46
1:L:226:LYS:HA	1:L:229:ILE:HB	1.96	0.46
1:L:504:VAL:HG12	1:L:521:ARG:O	2.16	0.46
1:M:120:ARG:HG2	1:M:123:ILE:HD12	1.96	0.46
1:M:203:LYS:N	1:M:216:SER:HG	2.14	0.46
1:M:501:GLU:HG2	1:M:524:ASN:HB2	1.98	0.46
1:N:322:ILE:HG23	1:N:581:ILE:HD11	1.98	0.46
1:N:472:PHE:CD1	1:N:472:PHE:C	2.86	0.46
1:N:476:ASP:N	1:N:476:ASP:OD1	2.48	0.46

Continued on next page...

Continued from previous page...

Atom-1	Atom-2	Interatomic distance (Å)	Clash overlap (Å)
1:A:450:PHE:O	1:A:483:LYS:HA	2.15	0.46
1:A:476:ASP:N	1:A:476:ASP:OD1	2.48	0.46
1:A:504:VAL:HG12	1:A:521:ARG:O	2.16	0.46
1:B:158:ARG:O	1:B:162:ALA:HB2	2.15	0.46
1:D:227:ARG:O	1:D:231:GLN:HG3	2.16	0.46
1:E:120:ARG:HG2	1:E:123:ILE:HD12	1.96	0.46
1:E:207:ASP:O	1:E:211:ASN:HA	2.16	0.46
1:F:140:ILE:HG21	1:F:156:ILE:HD13	1.98	0.46
1:F:171:GLU:HA	1:F:212:SER:OG	2.16	0.46
1:F:203:LYS:N	1:F:216:SER:HG	2.14	0.46
1:G:339:VAL:HG22	1:G:423:ILE:HG12	1.98	0.46
1:H:205:VAL:HG12	1:H:206:ALA:H	1.81	0.46
1:H:450:PHE:O	1:H:483:LYS:HA	2.15	0.46
1:H:501:GLU:HG2	1:H:524:ASN:HB2	1.98	0.46
1:H:504:VAL:HG12	1:H:521:ARG:O	2.16	0.46
1:I:140:ILE:HG21	1:I:156:ILE:HD13	1.98	0.46
1:I:450:PHE:O	1:I:483:LYS:HA	2.15	0.46
1:I:501:GLU:HG2	1:I:524:ASN:HB2	1.98	0.46
1:J:504:VAL:HG12	1:J:521:ARG:O	2.16	0.46
1:L:339:VAL:HG22	1:L:423:ILE:HG12	1.98	0.46
1:M:227:ARG:O	1:M:231:GLN:HG3	2.16	0.46
1:M:476:ASP:N	1:M:476:ASP:OD1	2.48	0.46
1:N:182:ARG:HA	1:N:185:GLU:CD	2.36	0.46
1:N:504:VAL:HG12	1:N:521:ARG:O	2.16	0.46
1:O:205:VAL:HG12	1:O:206:ALA:H	1.81	0.46
1:O:215:ILE:HD12	1:O:215:ILE:HA	1.82	0.46
1:O:340:GLN:HE21	1:O:352:TYR:HB2	1.81	0.46
1:A:322:ILE:HG23	1:A:581:ILE:HD11	1.98	0.46
1:B:239:LYS:HE3	1:B:300:GLN:HB2	1.97	0.46
1:D:157:ARG:HA	1:D:160:ASP:HB3	1.98	0.46
1:D:171:GLU:HA	1:D:212:SER:OG	2.16	0.46
1:D:479:GLU:H	1:D:479:GLU:CD	2.07	0.46
1:E:158:ARG:O	1:E:162:ALA:HB2	2.15	0.46
1:E:171:GLU:HA	1:E:212:SER:OG	2.16	0.46
1:E:322:ILE:HG23	1:E:581:ILE:HD11	1.98	0.46
1:E:504:VAL:HG12	1:E:521:ARG:HG2	1.94	0.46
1:F:340:GLN:HE21	1:F:352:TYR:HB2	1.81	0.46
1:F:476:ASP:N	1:F:476:ASP:OD1	2.48	0.46
1:G:140:ILE:HG21	1:G:156:ILE:HD13	1.98	0.46
1:G:203:LYS:N	1:G:216:SER:HG	2.14	0.46
1:G:226:LYS:HA	1:G:229:ILE:HB	1.96	0.46

Continued on next page...

Continued from previous page...

Atom-1	Atom-2	Interatomic distance (Å)	Clash overlap (Å)
1:G:501:GLU:HG2	1:G:524:ASN:HB2	1.98	0.46
1:H:339:VAL:HG22	1:H:423:ILE:HG12	1.98	0.46
1:I:227:ARG:O	1:I:231:GLN:HG3	2.16	0.46
1:I:339:VAL:HG22	1:I:423:ILE:HG12	1.98	0.46
1:I:340:GLN:HE21	1:I:352:TYR:HB2	1.81	0.46
1:K:205:VAL:HG12	1:K:206:ALA:H	1.81	0.46
1:L:450:PHE:O	1:L:483:LYS:HA	2.15	0.46
1:M:322:ILE:HG23	1:M:581:ILE:HD11	1.98	0.46
1:O:227:ARG:O	1:O:231:GLN:HG3	2.16	0.46
1:O:322:ILE:HG23	1:O:581:ILE:HD11	1.98	0.46
1:B:157:ARG:HA	1:B:160:ASP:HB3	1.99	0.46
1:B:322:ILE:HG23	1:B:581:ILE:HD11	1.98	0.46
1:C:450:PHE:O	1:C:483:LYS:HA	2.15	0.46
1:C:478:LYS:HD2	1:C:518:PHE:HZ	1.79	0.46
1:C:506:ASN:O	1:C:518:PHE:CB	2.63	0.46
1:D:504:VAL:HG12	1:D:521:ARG:O	2.16	0.46
1:E:438:PRO:HB3	1:E:450:PHE:CE2	2.50	0.46
1:F:120:ARG:HG2	1:F:123:ILE:HD12	1.96	0.46
1:G:171:GLU:HA	1:G:212:SER:OG	2.16	0.46
1:H:140:ILE:HG21	1:H:156:ILE:HD13	1.98	0.46
1:I:177:ALA:N	1:I:211:ASN:OD1	2.41	0.46
1:I:504:VAL:HG12	1:I:521:ARG:HG2	1.94	0.46
1:L:205:VAL:HG12	1:L:206:ALA:H	1.81	0.46
1:L:340:GLN:HE21	1:L:352:TYR:HB2	1.81	0.46
1:M:182:ARG:HA	1:M:185:GLU:CD	2.36	0.46
1:M:339:VAL:HG22	1:M:423:ILE:HG12	1.98	0.46
1:M:478:LYS:HD2	1:M:518:PHE:HZ	1.79	0.46
1:O:476:ASP:N	1:O:476:ASP:OD1	2.48	0.46
1:A:140:ILE:HG21	1:A:156:ILE:HD13	1.98	0.45
1:A:504:VAL:HG12	1:A:521:ARG:HG2	1.94	0.45
1:B:140:ILE:HG21	1:B:156:ILE:HD13	1.98	0.45
1:B:167:ILE:CA	1:B:215:ILE:O	2.42	0.45
1:B:203:LYS:N	1:B:216:SER:HG	2.14	0.45
1:B:205:VAL:HG12	1:B:206:ALA:H	1.81	0.45
1:C:171:GLU:HA	1:C:212:SER:OG	2.16	0.45
1:F:322:ILE:HG23	1:F:581:ILE:HD11	1.98	0.45
1:G:120:ARG:HG2	1:G:123:ILE:HD12	1.96	0.45
1:H:171:GLU:HA	1:H:212:SER:OG	2.16	0.45
1:H:226:LYS:HA	1:H:229:ILE:HB	1.96	0.45
1:I:171:GLU:HA	1:I:212:SER:OG	2.16	0.45
1:I:506:ASN:O	1:I:518:PHE:CB	2.63	0.45

Continued on next page...

Continued from previous page...

Atom-1	Atom-2	Interatomic distance (Å)	Clash overlap (Å)
1:J:203:LYS:N	1:J:216:SER:HG	2.14	0.45
1:J:227:ARG:O	1:J:231:GLN:HG3	2.16	0.45
1:K:140:ILE:HG21	1:K:156:ILE:HD13	1.98	0.45
1:K:207:ASP:O	1:K:211:ASN:HA	2.16	0.45
1:K:339:VAL:HG22	1:K:423:ILE:HG12	1.98	0.45
1:L:227:ARG:O	1:L:231:GLN:HG3	2.16	0.45
1:N:105:VAL:O	1:N:140:ILE:CB	2.49	0.45
1:O:157:ARG:HA	1:O:160:ASP:HB3	1.98	0.45
1:O:203:LYS:N	1:O:216:SER:HG	2.14	0.45
1:O:438:PRO:HB3	1:O:450:PHE:CE2	2.50	0.45
1:O:506:ASN:O	1:O:518:PHE:CB	2.63	0.45
1:A:177:ALA:N	1:A:211:ASN:OD1	2.41	0.45
1:A:180:MET:HE2	1:A:213:ILE:HD11	1.97	0.45
1:A:207:ASP:O	1:A:211:ASN:HA	2.16	0.45
1:B:225:LEU:HD23	1:B:225:LEU:HA	1.74	0.45
1:B:504:VAL:HG12	1:B:521:ARG:O	2.16	0.45
1:C:227:ARG:O	1:C:231:GLN:HG3	2.16	0.45
1:C:322:ILE:HG23	1:C:581:ILE:HD11	1.98	0.45
1:C:522:GLN:H	1:D:451:ILE:HG23	1.82	0.45
1:D:322:ILE:HG23	1:D:581:ILE:HD11	1.98	0.45
1:F:339:VAL:HG22	1:F:423:ILE:HG12	1.98	0.45
1:H:340:GLN:HE21	1:H:352:TYR:HB2	1.81	0.45
1:H:506:ASN:O	1:H:518:PHE:CB	2.63	0.45
1:K:227:ARG:O	1:K:231:GLN:HG3	2.16	0.45
1:K:472:PHE:CD1	1:K:472:PHE:C	2.86	0.45
1:L:207:ASP:O	1:L:211:ASN:HA	2.16	0.45
1:N:501:GLU:HG2	1:N:524:ASN:HB2	1.98	0.45
1:O:140:ILE:HG21	1:O:156:ILE:HD13	1.98	0.45
1:O:207:ASP:O	1:O:211:ASN:HA	2.16	0.45
1:A:203:LYS:N	1:A:216:SER:HG	2.14	0.45
1:A:218:ASP:O	1:A:222:ARG:N	2.50	0.45
1:A:451:ILE:HG23	1:O:522:GLN:H	1.82	0.45
1:B:207:ASP:O	1:B:211:ASN:HA	2.16	0.45
1:B:218:ASP:O	1:B:222:ARG:N	2.50	0.45
1:C:491:ASN:ND2	1:D:249:TYR:OH	2.50	0.45
1:D:122:LEU:HD23	1:D:125:ASN:ND2	2.19	0.45
1:D:504:VAL:HG12	1:D:521:ARG:HG2	1.94	0.45
1:E:477:ARG:CG	1:E:477:ARG:NH1	2.73	0.45
1:G:322:ILE:HG23	1:G:581:ILE:HD11	1.98	0.45
1:H:203:LYS:N	1:H:216:SER:HG	2.14	0.45
1:I:218:ASP:O	1:I:222:ARG:N	2.50	0.45

Continued on next page...

Continued from previous page...

Atom-1	Atom-2	Interatomic distance (Å)	Clash overlap (Å)
1:K:504:VAL:HG12	1:K:521:ARG:O	2.16	0.45
1:L:218:ASP:O	1:L:222:ARG:N	2.50	0.45
1:L:322:ILE:HG23	1:L:581:ILE:HD11	1.98	0.45
1:M:218:ASP:O	1:M:222:ARG:N	2.50	0.45
1:M:340:GLN:HE21	1:M:352:TYR:HB2	1.81	0.45
1:M:507:VAL:HG22	1:M:508:LEU:N	2.29	0.45
1:N:207:ASP:O	1:N:211:ASN:HA	2.16	0.45
1:N:227:ARG:O	1:N:231:GLN:HG3	2.16	0.45
1:N:340:GLN:HE21	1:N:352:TYR:HB2	1.81	0.45
1:B:171:GLU:HA	1:B:212:SER:OG	2.16	0.45
1:B:438:PRO:HB3	1:B:450:PHE:CE2	2.50	0.45
1:C:504:VAL:HG12	1:C:521:ARG:O	2.16	0.45
1:D:205:VAL:HG12	1:D:206:ALA:H	1.81	0.45
1:D:219:PRO:HA	1:D:222:ARG:CB	2.45	0.45
1:E:339:VAL:HG22	1:E:423:ILE:HG12	1.98	0.45
1:F:157:ARG:HA	1:F:160:ASP:HB3	1.98	0.45
1:F:501:GLU:HG2	1:F:524:ASN:HB2	1.98	0.45
1:H:218:ASP:O	1:H:222:ARG:N	2.50	0.45
1:I:491:ASN:ND2	1:J:249:TYR:OH	2.50	0.45
1:K:182:ARG:HA	1:K:185:GLU:CD	2.36	0.45
1:L:140:ILE:HG21	1:L:156:ILE:HD13	1.98	0.45
1:M:140:ILE:HG21	1:M:156:ILE:HD13	1.98	0.45
1:M:207:ASP:O	1:M:211:ASN:HA	2.16	0.45
1:O:504:VAL:HG12	1:O:521:ARG:O	2.16	0.45
1:A:438:PRO:HB3	1:A:450:PHE:CE2	2.50	0.45
1:A:504:VAL:HG11	1:A:521:ARG:CG	2.47	0.45
1:B:177:ALA:N	1:B:211:ASN:OD1	2.41	0.45
1:F:478:LYS:HD2	1:F:518:PHE:HZ	1.79	0.45
1:G:220:LYS:O	1:G:224:ARG:HG2	2.17	0.45
1:G:340:GLN:HE21	1:G:352:TYR:HB2	1.81	0.45
1:H:322:ILE:HG23	1:H:581:ILE:HD11	1.98	0.45
1:J:491:ASN:ND2	1:K:249:TYR:OH	2.50	0.45
1:J:506:ASN:O	1:J:518:PHE:CB	2.63	0.45
1:L:522:GLN:H	1:M:451:ILE:HG23	1.82	0.45
1:A:220:LYS:O	1:A:224:ARG:HG2	2.17	0.45
1:A:522:GLN:H	1:B:451:ILE:HG23	1.82	0.45
1:B:491:ASN:ND2	1:C:249:TYR:OH	2.50	0.45
1:B:504:VAL:HG11	1:B:521:ARG:CG	2.47	0.45
1:C:167:ILE:CA	1:C:215:ILE:O	2.42	0.45
1:C:504:VAL:HG11	1:C:521:ARG:CG	2.47	0.45
1:D:220:LYS:O	1:D:224:ARG:HG2	2.17	0.45

Continued on next page...

Continued from previous page...

Atom-1	Atom-2	Interatomic distance (Å)	Clash overlap (Å)
1:D:339:VAL:HG22	1:D:423:ILE:HG12	1.98	0.45
1:D:491:ASN:ND2	1:E:249:TYR:OH	2.50	0.45
1:E:504:VAL:HG12	1:E:521:ARG:O	2.16	0.45
1:F:220:LYS:O	1:F:224:ARG:HG2	2.17	0.45
1:G:157:ARG:HA	1:G:160:ASP:HB3	1.98	0.45
1:G:472:PHE:CD1	1:G:472:PHE:C	2.86	0.45
1:G:506:ASN:O	1:G:518:PHE:CB	2.63	0.45
1:I:504:VAL:HG12	1:I:521:ARG:O	2.16	0.45
1:J:171:GLU:HA	1:J:212:SER:OG	2.16	0.45
1:K:322:ILE:HG23	1:K:581:ILE:HD11	1.98	0.45
1:M:504:VAL:HG12	1:M:521:ARG:O	2.16	0.45
1:M:522:GLN:H	1:N:451:ILE:HG23	1.82	0.45
1:N:339:VAL:HG22	1:N:423:ILE:HG12	1.98	0.45
1:N:507:VAL:HG22	1:N:508:LEU:N	2.29	0.45
1:O:504:VAL:HG11	1:O:521:ARG:CG	2.47	0.45
1:A:347:GLY:H	1:B:366:LEU:HD21	1.82	0.45
1:A:456:VAL:CG2	1:A:457:PRO:N	2.80	0.45
1:C:218:ASP:O	1:C:222:ARG:N	2.50	0.45
1:C:347:GLY:H	1:D:366:LEU:HD21	1.82	0.45
1:D:522:GLN:H	1:E:451:ILE:HG23	1.82	0.45
1:E:609:PHE:CB	1:F:639:ILE:HD12	2.47	0.45
1:F:180:MET:HE2	1:F:213:ILE:HD11	1.98	0.45
1:F:205:VAL:HG12	1:F:206:ALA:H	1.81	0.45
1:F:347:GLY:H	1:G:366:LEU:HD21	1.82	0.45
1:G:504:VAL:HG12	1:G:521:ARG:O	2.16	0.45
1:H:220:LYS:O	1:H:224:ARG:HG2	2.17	0.45
1:H:347:GLY:H	1:I:366:LEU:HD21	1.82	0.45
1:H:456:VAL:CG2	1:H:457:PRO:N	2.80	0.45
1:H:507:VAL:HG22	1:H:508:LEU:N	2.29	0.45
1:I:347:GLY:H	1:J:366:LEU:HD21	1.82	0.45
1:L:102:THR:OG1	1:L:142:ILE:O	2.25	0.45
1:N:609:PHE:CB	1:O:639:ILE:HD12	2.47	0.45
1:O:481:GLY:O	1:O:505:SER:HB3	2.17	0.45
1:A:205:VAL:HG12	1:A:206:ALA:H	1.81	0.45
1:A:366:LEU:HD21	1:O:347:GLY:H	1.82	0.45
1:B:458:VAL:O	1:B:475:VAL:C	2.49	0.45
1:C:203:LYS:N	1:C:216:SER:HG	2.14	0.45
1:C:205:VAL:HG12	1:C:206:ALA:H	1.81	0.45
1:C:207:ASP:O	1:C:211:ASN:HA	2.16	0.45
1:D:105:VAL:O	1:D:140:ILE:CB	2.49	0.45
1:E:220:LYS:O	1:E:224:ARG:HG2	2.17	0.45

Continued on next page...

Continued from previous page...

Atom-1	Atom-2	Interatomic distance (Å)	Clash overlap (Å)
1:G:218:ASP:O	1:G:222:ARG:N	2.50	0.45
1:H:255:LEU:HA	1:H:255:LEU:HD23	1.73	0.45
1:I:220:LYS:O	1:I:224:ARG:HG2	2.17	0.45
1:I:255:LEU:HD23	1:I:255:LEU:HA	1.73	0.45
1:I:322:ILE:HG23	1:I:581:ILE:HD11	1.98	0.45
1:J:218:ASP:O	1:J:222:ARG:N	2.50	0.45
1:J:322:ILE:HG23	1:J:581:ILE:HD11	1.98	0.45
1:L:220:LYS:O	1:L:224:ARG:HG2	2.17	0.45
1:M:220:LYS:O	1:M:224:ARG:HG2	2.17	0.45
1:N:140:ILE:HG21	1:N:156:ILE:HD13	1.98	0.45
1:B:347:GLY:H	1:C:366:LEU:HD21	1.82	0.45
1:B:609:PHE:CB	1:C:639:ILE:HD12	2.47	0.45
1:C:219:PRO:HA	1:C:222:ARG:CB	2.45	0.45
1:C:339:VAL:HG22	1:C:423:ILE:HG12	1.98	0.45
1:D:501:GLU:HG2	1:D:524:ASN:HB2	1.98	0.45
1:E:157:ARG:HA	1:E:160:ASP:HB3	1.98	0.45
1:E:456:VAL:CG2	1:E:457:PRO:N	2.80	0.45
1:E:501:GLU:HG2	1:E:524:ASN:HB2	1.98	0.45
1:F:491:ASN:ND2	1:G:249:TYR:OH	2.50	0.45
1:F:522:GLN:H	1:G:451:ILE:HG23	1.82	0.45
1:G:491:ASN:ND2	1:H:249:TYR:OH	2.50	0.45
1:G:507:VAL:HG22	1:G:508:LEU:N	2.29	0.45
1:J:220:LYS:O	1:J:224:ARG:HG2	2.17	0.45
1:J:255:LEU:HD23	1:J:255:LEU:HA	1.73	0.45
1:K:220:LYS:O	1:K:224:ARG:HG2	2.17	0.45
1:L:157:ARG:HA	1:L:160:ASP:HB3	1.98	0.45
1:M:491:ASN:ND2	1:N:249:TYR:OH	2.50	0.45
1:N:218:ASP:O	1:N:222:ARG:N	2.50	0.45
1:N:220:LYS:O	1:N:224:ARG:HG2	2.17	0.45
1:N:491:ASN:ND2	1:O:249:TYR:OH	2.50	0.45
1:N:504:VAL:HG11	1:N:521:ARG:CG	2.47	0.45
1:A:639:ILE:HD12	1:O:609:PHE:CB	2.47	0.45
1:B:339:VAL:HG22	1:B:423:ILE:HG12	1.98	0.45
1:B:456:VAL:CG2	1:B:457:PRO:N	2.80	0.45
1:D:456:VAL:CG2	1:D:457:PRO:N	2.80	0.45
1:D:506:ASN:O	1:D:518:PHE:CB	2.63	0.45
1:E:177:ALA:N	1:E:211:ASN:OD1	2.41	0.45
1:E:203:LYS:N	1:E:216:SER:HG	2.14	0.45
1:F:506:ASN:O	1:F:518:PHE:CB	2.63	0.45
1:J:522:GLN:H	1:K:451:ILE:HG23	1.82	0.45
1:K:218:ASP:O	1:K:222:ARG:N	2.50	0.45

Continued on next page...

Continued from previous page...

Atom-1	Atom-2	Interatomic distance (Å)	Clash overlap (Å)
1:L:491:ASN:ND2	1:M:249:TYR:OH	2.50	0.45
1:M:171:GLU:HA	1:M:212:SER:OG	2.16	0.45
1:N:205:VAL:HG12	1:N:206:ALA:H	1.81	0.45
1:N:481:GLY:O	1:N:505:SER:HB3	2.17	0.45
1:O:218:ASP:O	1:O:222:ARG:N	2.50	0.45
1:O:352:TYR:CD2	1:O:567:SER:HB2	2.52	0.45
1:A:339:VAL:HG22	1:A:423:ILE:HG12	1.98	0.44
1:A:352:TYR:CD2	1:A:567:SER:HB2	2.52	0.44
1:A:481:GLY:O	1:A:505:SER:HB3	2.17	0.44
1:A:491:ASN:ND2	1:B:249:TYR:OH	2.50	0.44
1:C:157:ARG:HA	1:C:160:ASP:HB3	1.98	0.44
1:C:501:GLU:HG2	1:C:524:ASN:HB2	1.98	0.44
1:D:167:ILE:CA	1:D:215:ILE:O	2.42	0.44
1:E:347:GLY:H	1:F:366:LEU:HD21	1.82	0.44
1:F:504:VAL:HG12	1:F:521:ARG:HG2	1.94	0.44
1:G:347:GLY:H	1:H:366:LEU:HD21	1.82	0.44
1:G:456:VAL:CG2	1:G:457:PRO:N	2.80	0.44
1:I:157:ARG:HA	1:I:160:ASP:HB3	1.99	0.44
1:I:507:VAL:HG22	1:I:508:LEU:N	2.29	0.44
1:I:522:GLN:H	1:J:451:ILE:HG23	1.82	0.44
1:J:347:GLY:H	1:K:366:LEU:HD21	1.82	0.44
1:M:389:GLU:OE2	1:M:391:THR:HB	2.18	0.44
1:M:504:VAL:HG11	1:M:521:ARG:CG	2.47	0.44
1:N:504:VAL:HG12	1:N:521:ARG:HG2	1.94	0.44
1:O:501:GLU:HG2	1:O:524:ASN:HB2	1.98	0.44
1:O:504:VAL:HG12	1:O:521:ARG:HG2	1.94	0.44
1:A:171:GLU:HA	1:A:212:SER:OG	2.16	0.44
1:A:249:TYR:OH	1:O:491:ASN:ND2	2.50	0.44
1:B:220:LYS:O	1:B:224:ARG:HG2	2.17	0.44
1:E:522:GLN:H	1:F:451:ILE:HG23	1.82	0.44
1:F:215:ILE:HD12	1:F:215:ILE:HA	1.82	0.44
1:I:219:PRO:HA	1:I:222:ARG:CB	2.45	0.44
1:I:456:VAL:CG2	1:I:457:PRO:N	2.80	0.44
1:J:481:GLY:O	1:J:505:SER:HB3	2.17	0.44
1:K:481:GLY:O	1:K:505:SER:HB3	2.17	0.44
1:K:507:VAL:HG22	1:K:508:LEU:N	2.30	0.44
1:K:522:GLN:H	1:L:451:ILE:HG23	1.82	0.44
1:L:352:TYR:CD2	1:L:567:SER:HB2	2.53	0.44
1:N:215:ILE:HD12	1:N:215:ILE:HA	1.82	0.44
1:N:347:GLY:H	1:O:366:LEU:HD21	1.82	0.44
1:O:220:LYS:O	1:O:224:ARG:HG2	2.17	0.44

Continued on next page...

Continued from previous page...

Atom-1	Atom-2	Interatomic distance (Å)	Clash overlap (Å)
1:O:339:VAL:HG22	1:O:423:ILE:HG12	1.98	0.44
1:A:427:SER:HB2	1:O:553:PRO:HB3	2.00	0.44
1:C:389:GLU:OE2	1:C:391:THR:HB	2.18	0.44
1:E:491:ASN:ND2	1:F:249:TYR:OH	2.50	0.44
1:E:507:VAL:HG22	1:E:508:LEU:N	2.30	0.44
1:F:218:ASP:O	1:F:222:ARG:N	2.50	0.44
1:F:389:GLU:OE2	1:F:391:THR:HB	2.17	0.44
1:G:205:VAL:HG12	1:G:206:ALA:H	1.81	0.44
1:G:522:GLN:H	1:H:451:ILE:HG23	1.82	0.44
1:H:609:PHE:CB	1:I:639:ILE:HD12	2.47	0.44
1:I:205:VAL:HG12	1:I:206:ALA:H	1.81	0.44
1:I:609:PHE:CE1	1:J:639:ILE:HD13	2.52	0.44
1:J:225:LEU:HD23	1:J:225:LEU:HA	1.74	0.44
1:J:235:GLU:H	1:J:235:GLU:CD	2.11	0.44
1:K:167:ILE:CA	1:K:215:ILE:O	2.42	0.44
1:K:352:TYR:CD2	1:K:567:SER:HB2	2.52	0.44
1:K:491:ASN:ND2	1:L:249:TYR:OH	2.50	0.44
1:L:389:GLU:OE2	1:L:391:THR:HB	2.17	0.44
1:L:456:VAL:CG2	1:L:457:PRO:N	2.80	0.44
1:L:491:ASN:O	1:L:493:GLY:N	2.51	0.44
1:M:456:VAL:CG2	1:M:457:PRO:N	2.80	0.44
1:N:157:ARG:HA	1:N:160:ASP:HB3	1.98	0.44
1:N:352:TYR:CD2	1:N:567:SER:HB2	2.52	0.44
1:N:389:GLU:OE2	1:N:391:THR:HB	2.18	0.44
1:O:456:VAL:CG2	1:O:457:PRO:N	2.80	0.44
1:A:501:GLU:HG2	1:A:524:ASN:HB2	1.98	0.44
1:B:522:GLN:H	1:C:451:ILE:HG23	1.82	0.44
1:C:255:LEU:HA	1:C:255:LEU:HD23	1.73	0.44
1:D:218:ASP:O	1:D:222:ARG:N	2.50	0.44
1:F:553:PRO:HB3	1:G:427:SER:HB2	2.00	0.44
1:F:609:PHE:CB	1:G:639:ILE:HD12	2.47	0.44
1:G:255:LEU:HA	1:G:255:LEU:HD23	1.73	0.44
1:H:491:ASN:ND2	1:I:249:TYR:OH	2.50	0.44
1:H:553:PRO:HB3	1:I:427:SER:HB2	2.00	0.44
1:H:609:PHE:CE1	1:I:639:ILE:HD13	2.52	0.44
1:I:218:ASP:O	1:I:222:ARG:HG3	2.18	0.44
1:I:481:GLY:O	1:I:505:SER:HB3	2.17	0.44
1:J:609:PHE:CE1	1:K:639:ILE:HD13	2.52	0.44
1:M:609:PHE:CB	1:N:639:ILE:HD12	2.47	0.44
1:N:171:GLU:HA	1:N:212:SER:OG	2.16	0.44
1:N:218:ASP:O	1:N:222:ARG:HG3	2.18	0.44

Continued on next page...

Continued from previous page...

Atom-1	Atom-2	Interatomic distance (Å)	Clash overlap (Å)
1:B:219:PRO:HA	1:B:222:ARG:CB	2.45	0.44
1:B:389:GLU:OE2	1:B:391:THR:HB	2.18	0.44
1:C:220:LYS:O	1:C:224:ARG:HG2	2.17	0.44
1:D:389:GLU:OE2	1:D:391:THR:HB	2.18	0.44
1:F:218:ASP:O	1:F:222:ARG:HG3	2.18	0.44
1:F:352:TYR:CD2	1:F:567:SER:HB2	2.52	0.44
1:G:218:ASP:O	1:G:222:ARG:HG3	2.18	0.44
1:G:609:PHE:CB	1:H:639:ILE:HD12	2.47	0.44
1:I:389:GLU:OE2	1:I:391:THR:HB	2.17	0.44
1:I:609:PHE:CB	1:J:639:ILE:HD12	2.47	0.44
1:J:139:ILE:HG22	1:J:140:ILE:N	2.27	0.44
1:K:180:MET:HB3	1:K:180:MET:HE3	1.88	0.44
1:K:491:ASN:O	1:K:493:GLY:N	2.51	0.44
1:L:219:PRO:HA	1:L:222:ARG:CB	2.45	0.44
1:L:609:PHE:CB	1:M:639:ILE:HD12	2.47	0.44
1:M:157:ARG:HA	1:M:160:ASP:HB3	1.98	0.44
1:M:553:PRO:HB3	1:N:427:SER:HB2	2.00	0.44
1:A:167:ILE:CA	1:A:215:ILE:O	2.42	0.44
1:A:177:ALA:HB3	1:A:208:GLU:HG3	2.00	0.44
1:B:218:ASP:O	1:B:222:ARG:HG3	2.18	0.44
1:B:553:PRO:HB3	1:C:427:SER:HB2	2.00	0.44
1:C:479:GLU:H	1:C:479:GLU:CD	2.07	0.44
1:C:609:PHE:CB	1:D:639:ILE:HD12	2.47	0.44
1:D:347:GLY:H	1:E:366:LEU:HD21	1.82	0.44
1:E:506:ASN:O	1:E:518:PHE:CB	2.63	0.44
1:G:389:GLU:OE2	1:G:391:THR:HB	2.18	0.44
1:H:389:GLU:OE2	1:H:391:THR:HB	2.18	0.44
1:I:491:ASN:O	1:I:493:GLY:N	2.51	0.44
1:I:518:PHE:O	1:I:518:PHE:HD1	2.01	0.44
1:J:491:ASN:O	1:J:493:GLY:N	2.51	0.44
1:J:553:PRO:HB3	1:K:427:SER:HB2	2.00	0.44
1:K:218:ASP:O	1:K:222:ARG:HG3	2.18	0.44
1:K:456:VAL:CG2	1:K:457:PRO:N	2.80	0.44
1:L:218:ASP:O	1:L:222:ARG:HG3	2.18	0.44
1:M:352:TYR:CD2	1:M:567:SER:HB2	2.52	0.44
1:M:491:ASN:O	1:M:493:GLY:N	2.51	0.44
1:M:518:PHE:O	1:M:518:PHE:HD1	2.01	0.44
1:N:225:LEU:HD23	1:N:225:LEU:HA	1.74	0.44
1:O:518:PHE:O	1:O:518:PHE:HD1	2.01	0.44
1:A:157:ARG:HA	1:A:160:ASP:HB3	1.98	0.44
1:A:218:ASP:O	1:A:222:ARG:HG3	2.18	0.44

Continued on next page...

Continued from previous page...

Atom-1	Atom-2	Interatomic distance (Å)	Clash overlap (Å)
1:A:609:PHE:CB	1:B:639:ILE:HD12	2.47	0.44
1:B:285:ILE:HD12	1:B:296:LEU:CD2	2.48	0.44
1:B:501:GLU:HG2	1:B:524:ASN:HB2	1.98	0.44
1:B:609:PHE:CE1	1:C:639:ILE:HD13	2.52	0.44
1:C:507:VAL:HG22	1:C:508:LEU:N	2.29	0.44
1:C:609:PHE:CE1	1:D:639:ILE:HD13	2.52	0.44
1:D:218:ASP:O	1:D:222:ARG:HG3	2.18	0.44
1:D:553:PRO:HB3	1:E:427:SER:HB2	2.00	0.44
1:D:609:PHE:CB	1:E:639:ILE:HD12	2.47	0.44
1:E:167:ILE:CA	1:E:215:ILE:O	2.42	0.44
1:G:105:VAL:O	1:G:140:ILE:CB	2.49	0.44
1:G:518:PHE:O	1:G:518:PHE:HD1	2.01	0.44
1:K:553:PRO:HB3	1:L:427:SER:HB2	2.00	0.44
1:L:177:ALA:HB3	1:L:208:GLU:HG3	2.00	0.44
1:M:105:VAL:O	1:M:140:ILE:CB	2.49	0.44
1:N:522:GLN:H	1:O:451:ILE:HG23	1.82	0.44
1:O:171:GLU:HA	1:O:212:SER:OG	2.16	0.44
1:O:479:GLU:H	1:O:479:GLU:CD	2.07	0.44
1:A:100:VAL:HG13	1:A:144:GLY:HA2	2.00	0.44
1:A:609:PHE:CE1	1:B:639:ILE:HD13	2.52	0.44
1:B:481:GLY:O	1:B:505:SER:HB3	2.17	0.44
1:B:491:ASN:O	1:B:493:GLY:N	2.51	0.44
1:C:518:PHE:O	1:C:518:PHE:HD1	2.01	0.44
1:E:218:ASP:O	1:E:222:ARG:HG3	2.18	0.44
1:E:285:ILE:HD12	1:E:296:LEU:CD2	2.48	0.44
1:F:456:VAL:CG2	1:F:457:PRO:N	2.80	0.44
1:G:139:ILE:HG22	1:G:140:ILE:N	2.27	0.44
1:H:352:TYR:CD2	1:H:567:SER:HB2	2.53	0.44
1:H:491:ASN:O	1:H:493:GLY:N	2.51	0.44
1:J:157:ARG:HA	1:J:160:ASP:HB3	1.99	0.44
1:L:171:GLU:HA	1:L:212:SER:OG	2.16	0.44
1:L:285:ILE:HD12	1:L:296:LEU:CD2	2.48	0.44
1:L:504:VAL:HG11	1:L:521:ARG:CG	2.47	0.44
1:M:347:GLY:H	1:N:366:LEU:HD21	1.82	0.44
1:M:481:GLY:O	1:M:505:SER:HB3	2.17	0.44
1:O:285:ILE:HD12	1:O:296:LEU:CD2	2.48	0.44
1:A:518:PHE:O	1:A:518:PHE:HD1	2.01	0.44
1:B:100:VAL:HG13	1:B:144:GLY:HA2	2.00	0.44
1:B:352:TYR:CD2	1:B:567:SER:HB2	2.52	0.44
1:C:218:ASP:O	1:C:222:ARG:HG3	2.18	0.44
1:D:285:ILE:HD12	1:D:296:LEU:CD2	2.48	0.44

Continued on next page...

Continued from previous page...

Atom-1	Atom-2	Interatomic distance (Å)	Clash overlap (Å)
1:D:491:ASN:O	1:D:493:GLY:N	2.51	0.44
1:D:518:PHE:O	1:D:518:PHE:HD1	2.01	0.44
1:E:105:VAL:CG1	1:E:157:ARG:HE	2.31	0.44
1:E:218:ASP:O	1:E:222:ARG:N	2.50	0.44
1:E:389:GLU:OE2	1:E:391:THR:HB	2.18	0.44
1:E:491:ASN:O	1:E:493:GLY:N	2.51	0.44
1:F:285:ILE:HD12	1:F:296:LEU:CD2	2.48	0.44
1:F:491:ASN:O	1:F:493:GLY:N	2.51	0.44
1:F:518:PHE:O	1:F:518:PHE:HD1	2.01	0.44
1:G:491:ASN:O	1:G:493:GLY:N	2.51	0.44
1:H:481:GLY:O	1:H:505:SER:HB3	2.17	0.44
1:I:352:TYR:CD2	1:I:567:SER:HB2	2.52	0.44
1:J:518:PHE:O	1:J:518:PHE:HD1	2.01	0.44
1:K:609:PHE:CB	1:L:639:ILE:HD12	2.47	0.44
1:L:481:GLY:O	1:L:505:SER:HB3	2.17	0.44
1:M:177:ALA:HB3	1:M:208:GLU:HG3	2.00	0.44
1:M:218:ASP:O	1:M:222:ARG:HG3	2.18	0.44
1:O:100:VAL:HG13	1:O:144:GLY:HA2	2.00	0.44
1:O:177:ALA:HB3	1:O:208:GLU:HG3	2.00	0.44
1:O:389:GLU:OE2	1:O:391:THR:HB	2.17	0.44
1:A:553:PRO:HB3	1:B:427:SER:HB2	2.00	0.43
1:A:639:ILE:HD13	1:O:609:PHE:CE1	2.52	0.43
1:C:100:VAL:HG13	1:C:144:GLY:HA2	2.00	0.43
1:C:285:ILE:HD12	1:C:296:LEU:CD2	2.48	0.43
1:C:456:VAL:CG2	1:C:457:PRO:N	2.80	0.43
1:C:491:ASN:O	1:C:493:GLY:N	2.51	0.43
1:E:100:VAL:HG13	1:E:144:GLY:HA2	2.00	0.43
1:G:609:PHE:CE1	1:H:639:ILE:HD13	2.52	0.43
1:H:105:VAL:CG1	1:H:157:ARG:HE	2.32	0.43
1:H:522:GLN:H	1:I:451:ILE:HG23	1.82	0.43
1:H:643:ILE:HD12	1:H:643:ILE:HA	1.86	0.43
1:J:389:GLU:OE2	1:J:391:THR:HB	2.17	0.43
1:J:609:PHE:CB	1:K:639:ILE:HD12	2.47	0.43
1:K:347:GLY:H	1:L:366:LEU:HD21	1.82	0.43
1:K:389:GLU:OE2	1:K:391:THR:HB	2.17	0.43
1:K:609:PHE:CE1	1:L:639:ILE:HD13	2.52	0.43
1:L:225:LEU:HD23	1:L:225:LEU:HA	1.74	0.43
1:L:518:PHE:O	1:L:518:PHE:HD1	2.01	0.43
1:N:285:ILE:HD12	1:N:296:LEU:CD2	2.48	0.43
1:N:456:VAL:CG2	1:N:457:PRO:N	2.80	0.43
1:N:491:ASN:O	1:N:493:GLY:N	2.51	0.43

Continued on next page...

Continued from previous page...

Atom-1	Atom-2	Interatomic distance (Å)	Clash overlap (Å)
1:A:491:ASN:O	1:A:493:GLY:N	2.51	0.43
1:C:553:PRO:HB3	1:D:427:SER:HB2	2.00	0.43
1:D:177:ALA:HB3	1:D:208:GLU:HG3	2.00	0.43
1:E:481:GLY:O	1:E:505:SER:HB3	2.17	0.43
1:F:100:VAL:HG13	1:F:144:GLY:HA2	2.00	0.43
1:G:100:VAL:HG13	1:G:144:GLY:HA2	2.00	0.43
1:H:218:ASP:O	1:H:222:ARG:HG3	2.18	0.43
1:I:553:PRO:HB3	1:J:427:SER:HB2	2.00	0.43
1:J:477:ARG:CG	1:J:477:ARG:NH1	2.73	0.43
1:K:171:GLU:HA	1:K:212:SER:OG	2.16	0.43
1:A:219:PRO:HA	1:A:222:ARG:CB	2.45	0.43
1:A:255:LEU:HD23	1:A:255:LEU:HA	1.73	0.43
1:A:389:GLU:OE2	1:A:391:THR:HB	2.18	0.43
1:B:255:LEU:HA	1:B:255:LEU:HD23	1.73	0.43
1:B:518:PHE:O	1:B:518:PHE:HD1	2.01	0.43
1:C:352:TYR:CD2	1:C:567:SER:HB2	2.52	0.43
1:G:285:ILE:HD12	1:G:296:LEU:CD2	2.48	0.43
1:G:481:GLY:O	1:G:505:SER:HB3	2.17	0.43
1:I:177:ALA:HB3	1:I:208:GLU:HG3	2.00	0.43
1:J:177:ALA:HB3	1:J:208:GLU:HG3	2.00	0.43
1:J:456:VAL:CG2	1:J:457:PRO:N	2.80	0.43
1:K:105:VAL:CG1	1:K:157:ARG:HE	2.32	0.43
1:K:285:ILE:HD12	1:K:296:LEU:CD2	2.48	0.43
1:N:167:ILE:CA	1:N:215:ILE:O	2.42	0.43
1:N:518:PHE:O	1:N:518:PHE:HD1	2.01	0.43
1:O:218:ASP:O	1:O:222:ARG:HG3	2.18	0.43
1:D:100:VAL:HG13	1:D:144:GLY:HA2	2.00	0.43
1:D:352:TYR:CD2	1:D:567:SER:HB2	2.52	0.43
1:E:352:TYR:CD2	1:E:567:SER:HB2	2.52	0.43
1:H:518:PHE:O	1:H:518:PHE:HD1	2.01	0.43
1:N:139:ILE:HG22	1:N:140:ILE:N	2.27	0.43
1:B:516:VAL:O	1:B:516:VAL:HG23	2.19	0.43
1:F:255:LEU:HD23	1:F:255:LEU:HA	1.73	0.43
1:G:352:TYR:CD2	1:G:567:SER:HB2	2.52	0.43
1:G:553:PRO:HB3	1:H:427:SER:HB2	2.00	0.43
1:H:177:ALA:N	1:H:211:ASN:OD1	2.41	0.43
1:J:219:PRO:HA	1:J:222:ARG:CB	2.45	0.43
1:J:285:ILE:HD12	1:J:296:LEU:CD2	2.48	0.43
1:K:157:ARG:HA	1:K:160:ASP:HB3	1.98	0.43
1:K:504:VAL:HG11	1:K:521:ARG:CG	2.47	0.43
1:N:100:VAL:HG13	1:N:144:GLY:HA2	2.00	0.43

Continued on next page...

Continued from previous page...

Atom-1	Atom-2	Interatomic distance (Å)	Clash overlap (Å)
1:A:507:VAL:HG22	1:A:508:LEU:N	2.30	0.43
1:B:435:LEU:CD2	1:C:626:LEU:HD23	2.49	0.43
1:C:177:ALA:HB3	1:C:208:GLU:HG3	2.00	0.43
1:C:225:LEU:HD23	1:C:225:LEU:HA	1.74	0.43
1:D:435:LEU:CD2	1:E:626:LEU:HD23	2.49	0.43
1:E:102:THR:HA	1:E:143:THR:HA	2.01	0.43
1:E:518:PHE:O	1:E:518:PHE:HD1	2.01	0.43
1:E:553:PRO:HB3	1:F:427:SER:HB2	2.00	0.43
1:F:167:ILE:CA	1:F:215:ILE:O	2.42	0.43
1:G:105:VAL:CG1	1:G:157:ARG:HE	2.32	0.43
1:H:102:THR:HA	1:H:143:THR:HA	2.01	0.43
1:H:157:ARG:HA	1:H:160:ASP:HB3	1.99	0.43
1:I:225:LEU:HA	1:I:225:LEU:HD23	1.74	0.43
1:J:102:THR:HA	1:J:143:THR:HA	2.01	0.43
1:J:218:ASP:O	1:J:222:ARG:HG3	2.18	0.43
1:J:352:TYR:CD2	1:J:567:SER:HB2	2.53	0.43
1:N:609:PHE:CE1	1:O:639:ILE:HD13	2.52	0.43
1:H:100:VAL:HG13	1:H:144:GLY:HA2	2.00	0.43
1:H:504:VAL:HG12	1:H:521:ARG:HG2	1.94	0.43
1:I:285:ILE:HD12	1:I:296:LEU:CD2	2.48	0.43
1:I:357:ALA:HB3	1:I:407:ILE:HD11	2.01	0.43
1:K:102:THR:HA	1:K:143:THR:HA	2.01	0.43
1:K:458:VAL:CG2	1:K:478:LYS:HG2	2.48	0.43
1:L:553:PRO:HB3	1:M:427:SER:HB2	2.00	0.43
1:M:100:VAL:HG13	1:M:144:GLY:HA2	2.00	0.43
1:M:102:THR:HA	1:M:143:THR:HA	2.01	0.43
1:M:435:LEU:CD2	1:N:626:LEU:HD23	2.49	0.43
1:M:504:VAL:HG12	1:M:521:ARG:HG2	1.94	0.43
1:B:177:ALA:HB3	1:B:208:GLU:HG3	2.00	0.43
1:D:102:THR:HA	1:D:143:THR:HA	2.01	0.43
1:D:609:PHE:CE1	1:E:639:ILE:HD13	2.52	0.43
1:G:102:THR:HA	1:G:143:THR:HA	2.01	0.43
1:G:435:LEU:CD2	1:H:626:LEU:HD23	2.49	0.43
1:H:285:ILE:HD12	1:H:296:LEU:CD2	2.48	0.43
1:H:357:ALA:HB3	1:H:407:ILE:HD11	2.01	0.43
1:I:102:THR:HA	1:I:143:THR:HA	2.01	0.43
1:I:105:VAL:CG1	1:I:157:ARG:HE	2.31	0.43
1:I:180:MET:HB3	1:I:180:MET:HE3	1.87	0.43
1:N:435:LEU:CD2	1:O:626:LEU:HD23	2.49	0.43
1:N:521:ARG:HA	1:O:451:ILE:O	2.19	0.43
1:N:553:PRO:HB3	1:O:427:SER:HB2	2.00	0.43

Continued on next page...

Continued from previous page...

Atom-1	Atom-2	Interatomic distance (Å)	Clash overlap (Å)
1:O:491:ASN:O	1:O:493:GLY:N	2.51	0.43
1:A:458:VAL:CG2	1:A:478:LYS:HG2	2.48	0.43
1:B:458:VAL:CG2	1:B:478:LYS:HG2	2.48	0.43
1:C:481:GLY:O	1:C:505:SER:HB3	2.17	0.43
1:C:516:VAL:O	1:C:516:VAL:HG23	2.19	0.43
1:D:521:ARG:HA	1:E:451:ILE:O	2.19	0.43
1:E:215:ILE:HD12	1:E:215:ILE:HA	1.82	0.43
1:F:102:THR:HA	1:F:143:THR:HA	2.01	0.43
1:F:435:LEU:CD2	1:G:626:LEU:HD23	2.49	0.43
1:F:481:GLY:O	1:F:505:SER:HB3	2.17	0.43
1:G:357:ALA:HB3	1:G:407:ILE:HD11	2.01	0.43
1:H:166:GLU:HB3	1:H:167:ILE:H	1.67	0.43
1:I:100:VAL:HG13	1:I:144:GLY:HA2	2.00	0.43
1:I:435:LEU:CD2	1:J:626:LEU:HD23	2.49	0.43
1:J:225:LEU:O	1:J:229:ILE:HG13	2.19	0.43
1:J:521:ARG:HA	1:K:451:ILE:O	2.19	0.43
1:K:166:GLU:HB3	1:K:167:ILE:H	1.67	0.43
1:K:225:LEU:O	1:K:229:ILE:HG13	2.19	0.43
1:L:435:LEU:CD2	1:M:626:LEU:HD23	2.49	0.43
1:M:285:ILE:HD12	1:M:296:LEU:CD2	2.48	0.43
1:N:102:THR:HA	1:N:143:THR:HA	2.01	0.43
1:N:479:GLU:H	1:N:479:GLU:CD	2.07	0.43
1:N:516:VAL:O	1:N:516:VAL:HG23	2.19	0.43
1:O:219:PRO:HA	1:O:222:ARG:CB	2.45	0.43
1:A:451:ILE:O	1:O:521:ARG:HA	2.19	0.43
1:A:516:VAL:O	1:A:516:VAL:HG23	2.19	0.43
1:A:626:LEU:HD23	1:O:435:LEU:CD2	2.49	0.43
1:C:521:ARG:HA	1:D:451:ILE:O	2.19	0.43
1:E:609:PHE:CE1	1:F:639:ILE:HD13	2.52	0.43
1:F:105:VAL:CG1	1:F:157:ARG:HE	2.32	0.43
1:G:115:LEU:HB3	1:G:119:LEU:HG	2.01	0.43
1:H:521:ARG:HA	1:I:451:ILE:O	2.19	0.43
1:J:301:ASP:OD1	1:J:302:ILE:N	2.52	0.43
1:J:504:VAL:HG11	1:J:521:ARG:CG	2.47	0.43
1:K:435:LEU:CD2	1:L:626:LEU:HD23	2.49	0.43
1:L:102:THR:HA	1:L:143:THR:HA	2.01	0.43
1:L:115:LEU:HB3	1:L:119:LEU:HG	2.01	0.43
1:M:115:LEU:HB3	1:M:119:LEU:HG	2.01	0.43
1:M:166:GLU:HB3	1:M:167:ILE:H	1.67	0.43
1:O:102:THR:HA	1:O:143:THR:HA	2.01	0.43
1:C:105:VAL:CG1	1:C:157:ARG:HE	2.32	0.42

Continued on next page...

Continued from previous page...

Atom-1	Atom-2	Interatomic distance (Å)	Clash overlap (Å)
1:E:516:VAL:HG23	1:E:516:VAL:O	2.19	0.42
1:G:504:VAL:HG12	1:G:521:ARG:HG2	1.94	0.42
1:H:115:LEU:HB3	1:H:119:LEU:HG	2.01	0.42
1:K:99:GLU:O	1:K:145:ARG:HA	2.19	0.42
1:K:115:LEU:HB3	1:K:119:LEU:HG	2.01	0.42
1:K:219:PRO:HA	1:K:222:ARG:CB	2.45	0.42
1:L:225:LEU:O	1:L:229:ILE:HG13	2.19	0.42
1:L:521:ARG:HA	1:M:451:ILE:O	2.19	0.42
1:L:551:LYS:HB3	1:L:566:ARG:HG2	2.01	0.42
1:M:215:ILE:HD12	1:M:215:ILE:HA	1.82	0.42
1:M:551:LYS:HB3	1:M:566:ARG:HG2	2.01	0.42
1:O:301:ASP:OD1	1:O:302:ILE:N	2.52	0.42
1:A:435:LEU:CD2	1:B:626:LEU:HD23	2.49	0.42
1:C:102:THR:HA	1:C:143:THR:HA	2.01	0.42
1:C:458:VAL:CG2	1:C:478:LYS:HG2	2.48	0.42
1:D:357:ALA:HB3	1:D:407:ILE:HD11	2.01	0.42
1:D:481:GLY:O	1:D:505:SER:HB3	2.17	0.42
1:E:180:MET:HE2	1:E:213:ILE:HD11	2.01	0.42
1:E:225:LEU:HD23	1:E:225:LEU:HA	1.74	0.42
1:E:357:ALA:HB3	1:E:407:ILE:HD11	2.01	0.42
1:F:115:LEU:HB3	1:F:119:LEU:HG	2.01	0.42
1:F:177:ALA:HB3	1:F:208:GLU:HG3	2.00	0.42
1:F:219:PRO:HA	1:F:222:ARG:CB	2.45	0.42
1:F:225:LEU:HD23	1:F:225:LEU:HA	1.74	0.42
1:F:357:ALA:HB3	1:F:407:ILE:HD11	2.01	0.42
1:F:609:PHE:CE1	1:G:639:ILE:HD13	2.52	0.42
1:H:539:GLY:CA	1:H:577:LEU:O	2.68	0.42
1:I:170:VAL:HG11	1:I:229:ILE:HG21	2.01	0.42
1:J:357:ALA:HB3	1:J:407:ILE:HD11	2.01	0.42
1:J:609:PHE:CD2	1:K:639:ILE:CD1	2.75	0.42
1:K:177:ALA:HB3	1:K:208:GLU:HG3	2.00	0.42
1:L:99:GLU:O	1:L:145:ARG:HA	2.19	0.42
1:L:105:VAL:CG1	1:L:157:ARG:HE	2.31	0.42
1:L:347:GLY:H	1:M:366:LEU:HD21	1.82	0.42
1:L:609:PHE:CE1	1:M:639:ILE:HD13	2.52	0.42
1:M:170:VAL:HG11	1:M:229:ILE:HG21	2.01	0.42
1:M:609:PHE:CE1	1:N:639:ILE:HD13	2.53	0.42
1:N:170:VAL:HG11	1:N:229:ILE:HG21	2.01	0.42
1:N:551:LYS:HB3	1:N:566:ARG:HG2	2.01	0.42
1:O:170:VAL:HG11	1:O:229:ILE:HG21	2.01	0.42
1:O:643:ILE:HD12	1:O:643:ILE:HA	1.86	0.42

Continued on next page...

Continued from previous page...

Atom-1	Atom-2	Interatomic distance (Å)	Clash overlap (Å)
1:A:102:THR:HA	1:A:143:THR:HA	2.01	0.42
1:A:285:ILE:HD12	1:A:296:LEU:CD2	2.48	0.42
1:A:551:LYS:HB3	1:A:566:ARG:HG2	2.01	0.42
1:B:225:LEU:O	1:B:229:ILE:HG13	2.19	0.42
1:B:551:LYS:HB3	1:B:566:ARG:HG2	2.01	0.42
1:C:181:VAL:HG12	1:C:185:GLU:OE2	2.20	0.42
1:E:170:VAL:HG11	1:E:229:ILE:HG21	2.01	0.42
1:E:435:LEU:CD2	1:F:626:LEU:HD23	2.49	0.42
1:G:99:GLU:O	1:G:145:ARG:HA	2.19	0.42
1:G:521:ARG:HA	1:H:451:ILE:O	2.19	0.42
1:I:115:LEU:HB3	1:I:119:LEU:HG	2.01	0.42
1:J:115:LEU:HB3	1:J:119:LEU:HG	2.01	0.42
1:L:100:VAL:HG13	1:L:144:GLY:HA2	2.00	0.42
1:M:516:VAL:O	1:M:516:VAL:HG23	2.19	0.42
1:N:115:LEU:HB3	1:N:119:LEU:HG	2.01	0.42
1:N:177:ALA:HB3	1:N:208:GLU:HG3	2.00	0.42
1:O:181:VAL:HG12	1:O:185:GLU:OE2	2.20	0.42
1:A:181:VAL:HG12	1:A:185:GLU:OE2	2.20	0.42
1:A:225:LEU:O	1:A:229:ILE:HG13	2.19	0.42
1:C:551:LYS:HB3	1:C:566:ARG:HG2	2.01	0.42
1:D:170:VAL:HG11	1:D:229:ILE:HG21	2.01	0.42
1:F:170:VAL:HG11	1:F:229:ILE:HG21	2.01	0.42
1:F:516:VAL:HG23	1:F:516:VAL:O	2.19	0.42
1:G:454:GLU:CD	1:G:454:GLU:N	2.73	0.42
1:H:435:LEU:CD2	1:I:626:LEU:HD23	2.49	0.42
1:J:100:VAL:HG13	1:J:144:GLY:HA2	2.00	0.42
1:J:170:VAL:HG11	1:J:229:ILE:HG21	2.01	0.42
1:J:435:LEU:CD2	1:K:626:LEU:HD23	2.49	0.42
1:J:458:VAL:CG2	1:J:478:LYS:HG2	2.48	0.42
1:K:247:LEU:CD1	1:K:255:LEU:HD12	2.50	0.42
1:K:551:LYS:HB3	1:K:566:ARG:HG2	2.01	0.42
1:M:225:LEU:O	1:M:229:ILE:HG13	2.19	0.42
1:N:181:VAL:HG12	1:N:185:GLU:OE2	2.20	0.42
1:N:219:PRO:HA	1:N:222:ARG:CB	2.45	0.42
1:O:458:VAL:CG2	1:O:478:LYS:HG2	2.48	0.42
1:O:551:LYS:HB3	1:O:566:ARG:HG2	2.01	0.42
1:B:102:THR:HA	1:B:143:THR:HA	2.01	0.42
1:B:122:LEU:HD23	1:B:125:ASN:ND2	2.19	0.42
1:B:181:VAL:HG12	1:B:185:GLU:OE2	2.20	0.42
1:B:454:GLU:CD	1:B:454:GLU:N	2.73	0.42
1:C:170:VAL:HG11	1:C:229:ILE:HG21	2.01	0.42

Continued on next page...

Continued from previous page...

Atom-1	Atom-2	Interatomic distance (Å)	Clash overlap (Å)
1:C:357:ALA:HB3	1:C:407:ILE:HD11	2.01	0.42
1:E:539:GLY:CA	1:E:577:LEU:O	2.68	0.42
1:F:454:GLU:N	1:F:454:GLU:CD	2.73	0.42
1:H:99:GLU:O	1:H:145:ARG:HA	2.19	0.42
1:H:170:VAL:HG11	1:H:229:ILE:HG21	2.01	0.42
1:I:225:LEU:O	1:I:229:ILE:HG13	2.19	0.42
1:I:504:VAL:HG11	1:I:521:ARG:CG	2.47	0.42
1:I:521:ARG:HA	1:J:451:ILE:O	2.19	0.42
1:K:100:VAL:HG13	1:K:144:GLY:HA2	2.00	0.42
1:M:181:VAL:HG12	1:M:185:GLU:OE2	2.20	0.42
1:M:521:ARG:HA	1:N:451:ILE:O	2.19	0.42
1:O:105:VAL:CG1	1:O:157:ARG:HE	2.31	0.42
1:A:454:GLU:CD	1:A:454:GLU:N	2.73	0.42
1:B:170:VAL:HG11	1:B:229:ILE:HG21	2.01	0.42
1:C:207:ASP:OD2	1:C:209:ARG:HB3	2.20	0.42
1:C:435:LEU:CD2	1:D:626:LEU:HD23	2.49	0.42
1:D:352:TYR:OH	1:D:565:PHE:O	2.33	0.42
1:E:225:LEU:O	1:E:229:ILE:HG13	2.19	0.42
1:E:521:ARG:HA	1:F:451:ILE:O	2.19	0.42
1:F:521:ARG:HA	1:G:451:ILE:O	2.19	0.42
1:H:247:LEU:CD1	1:H:255:LEU:HD12	2.50	0.42
1:H:454:GLU:CD	1:H:454:GLU:N	2.73	0.42
1:K:518:PHE:O	1:K:518:PHE:HD1	2.01	0.42
1:M:219:PRO:HA	1:M:222:ARG:CB	2.45	0.42
1:N:207:ASP:OD2	1:N:209:ARG:HB3	2.20	0.42
1:N:357:ALA:HB3	1:N:407:ILE:HD11	2.01	0.42
1:O:225:LEU:HD23	1:O:225:LEU:HA	1.74	0.42
1:A:170:VAL:HG11	1:A:229:ILE:HG21	2.01	0.42
1:A:521:ARG:HA	1:B:451:ILE:O	2.19	0.42
1:C:247:LEU:CD1	1:C:255:LEU:HD12	2.50	0.42
1:E:339:VAL:HB	1:E:564:LEU:O	2.20	0.42
1:F:225:LEU:O	1:F:229:ILE:HG13	2.19	0.42
1:J:99:GLU:O	1:J:145:ARG:HA	2.19	0.42
1:K:357:ALA:HB3	1:K:407:ILE:HD11	2.01	0.42
1:L:170:VAL:HG11	1:L:229:ILE:HG21	2.01	0.42
1:O:115:LEU:HB3	1:O:119:LEU:HG	2.01	0.42
1:A:115:LEU:HB3	1:A:119:LEU:HG	2.01	0.42
1:A:642:PHE:CE2	1:O:612:GLU:CG	2.81	0.42
1:B:207:ASP:OD2	1:B:209:ARG:HB3	2.20	0.42
1:C:454:GLU:CD	1:C:454:GLU:N	2.73	0.42
1:D:115:LEU:HB3	1:D:119:LEU:HG	2.01	0.42

Continued on next page...

Continued from previous page...

Atom-1	Atom-2	Interatomic distance (Å)	Clash overlap (Å)
1:D:225:LEU:O	1:D:229:ILE:HG13	2.19	0.42
1:D:458:VAL:CG2	1:D:478:LYS:HG2	2.48	0.42
1:E:115:LEU:HB3	1:E:119:LEU:HG	2.01	0.42
1:E:247:LEU:CD1	1:E:255:LEU:HD12	2.50	0.42
1:F:99:GLU:O	1:F:145:ARG:HA	2.19	0.42
1:G:170:VAL:HG11	1:G:229:ILE:HG21	2.01	0.42
1:H:225:LEU:HA	1:H:225:LEU:HD23	1.74	0.42
1:H:504:VAL:HG11	1:H:521:ARG:CG	2.47	0.42
1:I:539:GLY:CA	1:I:577:LEU:O	2.68	0.42
1:J:247:LEU:CD1	1:J:255:LEU:HD12	2.50	0.42
1:J:481:GLY:N	1:J:505:SER:OG	2.23	0.42
1:J:516:VAL:O	1:J:516:VAL:HG23	2.19	0.42
1:J:551:LYS:HB3	1:J:566:ARG:HG2	2.01	0.42
1:L:181:VAL:HG12	1:L:185:GLU:OE2	2.20	0.42
1:M:479:GLU:H	1:M:479:GLU:CD	2.07	0.42
1:O:207:ASP:OD2	1:O:209:ARG:HB3	2.20	0.42
1:O:357:ALA:HB3	1:O:407:ILE:HD11	2.01	0.42
1:O:454:GLU:CD	1:O:454:GLU:N	2.73	0.42
1:B:247:LEU:CD1	1:B:255:LEU:HD12	2.50	0.42
1:B:301:ASP:OD1	1:B:302:ILE:N	2.52	0.42
1:B:479:GLU:H	1:B:479:GLU:CD	2.07	0.42
1:C:301:ASP:OD1	1:C:302:ILE:N	2.52	0.42
1:D:551:LYS:HB3	1:D:566:ARG:HG2	2.01	0.42
1:E:454:GLU:CD	1:E:454:GLU:N	2.73	0.42
1:G:225:LEU:O	1:G:229:ILE:HG13	2.19	0.42
1:G:301:ASP:OD1	1:G:302:ILE:N	2.52	0.42
1:G:504:VAL:HG11	1:G:521:ARG:CG	2.47	0.42
1:H:219:PRO:HA	1:H:222:ARG:CB	2.45	0.42
1:H:301:ASP:OD1	1:H:302:ILE:N	2.52	0.42
1:I:247:LEU:CD1	1:I:255:LEU:HD12	2.50	0.42
1:I:516:VAL:HG23	1:I:516:VAL:O	2.19	0.42
1:K:170:VAL:HG11	1:K:229:ILE:HG21	2.01	0.42
1:L:247:LEU:CD1	1:L:255:LEU:HD12	2.50	0.42
1:L:339:VAL:HB	1:L:564:LEU:O	2.20	0.42
1:M:339:VAL:HB	1:M:564:LEU:O	2.20	0.42
1:M:539:GLY:CA	1:M:577:LEU:O	2.68	0.42
1:N:247:LEU:CD1	1:N:255:LEU:HD12	2.50	0.42
1:O:516:VAL:O	1:O:516:VAL:HG23	2.19	0.42
1:A:142:ILE:CG2	1:A:149:VAL:HG22	2.50	0.42
1:A:301:ASP:OD1	1:A:302:ILE:N	2.52	0.42
1:B:123:ILE:HG23	1:B:130:ASN:HB2	2.02	0.42

Continued on next page...

Continued from previous page...

Atom-1	Atom-2	Interatomic distance (Å)	Clash overlap (Å)
1:B:521:ARG:HA	1:C:451:ILE:O	2.19	0.42
1:C:115:LEU:HB3	1:C:119:LEU:HG	2.01	0.42
1:D:181:VAL:HG12	1:D:185:GLU:OE2	2.20	0.42
1:D:454:GLU:CD	1:D:454:GLU:N	2.73	0.42
1:F:181:VAL:HG12	1:F:185:GLU:OE2	2.20	0.42
1:F:301:ASP:OD1	1:F:302:ILE:N	2.52	0.42
1:F:339:VAL:HB	1:F:564:LEU:O	2.20	0.42
1:F:506:ASN:C	1:F:506:ASN:ND2	2.73	0.42
1:G:167:ILE:CA	1:G:215:ILE:O	2.42	0.42
1:G:247:LEU:CD1	1:G:255:LEU:HD12	2.50	0.42
1:G:339:VAL:HB	1:G:564:LEU:O	2.20	0.42
1:H:207:ASP:OD2	1:H:209:ARG:HB3	2.20	0.42
1:I:207:ASP:OD2	1:I:209:ARG:HB3	2.20	0.42
1:I:301:ASP:OD1	1:I:302:ILE:N	2.52	0.42
1:L:504:VAL:HG12	1:L:521:ARG:HG2	1.94	0.42
1:M:99:GLU:O	1:M:145:ARG:HA	2.20	0.42
1:M:357:ALA:HB3	1:M:407:ILE:HD11	2.01	0.42
1:M:454:GLU:CD	1:M:454:GLU:N	2.73	0.42
1:N:225:LEU:O	1:N:229:ILE:HG13	2.19	0.42
1:N:454:GLU:N	1:N:454:GLU:CD	2.73	0.42
1:O:225:LEU:O	1:O:229:ILE:HG13	2.19	0.42
1:A:339:VAL:HB	1:A:564:LEU:O	2.20	0.41
1:B:139:ILE:HG22	1:B:140:ILE:N	2.27	0.41
1:B:357:ALA:HB3	1:B:407:ILE:HD11	2.01	0.41
1:C:123:ILE:HG23	1:C:130:ASN:HB2	2.02	0.41
1:C:225:LEU:O	1:C:229:ILE:HG13	2.19	0.41
1:D:215:ILE:HD12	1:D:215:ILE:HA	1.82	0.41
1:D:301:ASP:OD1	1:D:302:ILE:N	2.52	0.41
1:H:339:VAL:HB	1:H:564:LEU:O	2.20	0.41
1:J:643:ILE:HD12	1:J:643:ILE:HA	1.86	0.41
1:K:181:VAL:HG12	1:K:185:GLU:OE2	2.20	0.41
1:K:246:TYR:HD1	1:K:293:SER:HB3	1.85	0.41
1:K:454:GLU:CD	1:K:454:GLU:N	2.73	0.41
1:K:521:ARG:HA	1:L:451:ILE:O	2.19	0.41
1:L:454:GLU:CD	1:L:454:GLU:N	2.73	0.41
1:A:247:LEU:CD1	1:A:255:LEU:HD12	2.50	0.41
1:C:139:ILE:HG22	1:C:140:ILE:N	2.27	0.41
1:C:288:HIS:HD2	1:C:291:THR:HB	1.86	0.41
1:D:166:GLU:HB3	1:D:167:ILE:H	1.67	0.41
1:D:339:VAL:HB	1:D:564:LEU:O	2.20	0.41
1:D:516:VAL:O	1:D:516:VAL:HG23	2.19	0.41

Continued on next page...

Continued from previous page...

Atom-1	Atom-2	Interatomic distance (Å)	Clash overlap (Å)
1:D:640:GLN:NE2	1:D:643:ILE:HG21	2.35	0.41
1:E:181:VAL:HG12	1:E:185:GLU:OE2	2.20	0.41
1:E:246:TYR:HD1	1:E:293:SER:HB3	1.85	0.41
1:E:301:ASP:OD1	1:E:302:ILE:N	2.52	0.41
1:F:504:VAL:HG11	1:F:521:ARG:CG	2.47	0.41
1:G:207:ASP:OD2	1:G:209:ARG:HB3	2.20	0.41
1:H:516:VAL:HG23	1:H:516:VAL:O	2.19	0.41
1:I:339:VAL:HB	1:I:564:LEU:O	2.20	0.41
1:I:454:GLU:N	1:I:454:GLU:CD	2.73	0.41
1:L:139:ILE:C	1:L:140:ILE:HG13	2.41	0.41
1:M:140:ILE:HG21	1:M:156:ILE:HG21	2.02	0.41
1:M:288:HIS:HD2	1:M:291:THR:HB	1.86	0.41
1:N:113:ARG:HD2	1:N:134:TYR:CD2	2.55	0.41
1:N:140:ILE:HG21	1:N:156:ILE:HG21	2.02	0.41
1:N:288:HIS:HD2	1:N:291:THR:HB	1.85	0.41
1:O:247:LEU:CD1	1:O:255:LEU:HD12	2.50	0.41
1:A:99:GLU:O	1:A:145:ARG:HA	2.19	0.41
1:A:246:TYR:HD1	1:A:293:SER:HB3	1.86	0.41
1:A:256:VAL:HG23	1:A:285:ILE:HG22	2.03	0.41
1:A:357:ALA:HB3	1:A:407:ILE:HD11	2.01	0.41
1:B:115:LEU:HB3	1:B:119:LEU:HG	2.01	0.41
1:B:440:ILE:HD12	1:B:440:ILE:HA	1.91	0.41
1:C:142:ILE:CG2	1:C:149:VAL:HG22	2.50	0.41
1:D:246:TYR:HD1	1:D:293:SER:HB3	1.86	0.41
1:D:247:LEU:CD1	1:D:255:LEU:HD12	2.50	0.41
1:E:140:ILE:HG21	1:E:156:ILE:HG21	2.02	0.41
1:E:352:TYR:OH	1:E:565:PHE:O	2.33	0.41
1:E:458:VAL:CG2	1:E:478:LYS:HG2	2.48	0.41
1:E:551:LYS:HB3	1:E:566:ARG:HG2	2.01	0.41
1:F:246:TYR:HD1	1:F:293:SER:HB3	1.85	0.41
1:G:516:VAL:HG23	1:G:516:VAL:O	2.19	0.41
1:H:288:HIS:HD2	1:H:291:THR:HB	1.86	0.41
1:I:99:GLU:O	1:I:145:ARG:HA	2.19	0.41
1:I:551:LYS:HB3	1:I:566:ARG:HG2	2.01	0.41
1:I:643:ILE:HD12	1:I:643:ILE:HA	1.86	0.41
1:J:207:ASP:OD2	1:J:209:ARG:HB3	2.20	0.41
1:J:339:VAL:HB	1:J:564:LEU:O	2.20	0.41
1:K:139:ILE:HG22	1:K:140:ILE:N	2.27	0.41
1:L:357:ALA:HB3	1:L:407:ILE:HD11	2.01	0.41
1:M:113:ARG:HD2	1:M:134:TYR:CD2	2.55	0.41
1:M:139:ILE:C	1:M:140:ILE:HG13	2.41	0.41

Continued on next page...

Continued from previous page...

Atom-1	Atom-2	Interatomic distance (Å)	Clash overlap (Å)
1:M:178:ALA:O	1:M:181:VAL:HB	2.21	0.41
1:N:142:ILE:CG2	1:N:149:VAL:HG22	2.50	0.41
1:O:99:GLU:O	1:O:145:ARG:HA	2.19	0.41
1:O:140:ILE:HG21	1:O:156:ILE:HG21	2.02	0.41
1:A:123:ILE:HG23	1:A:130:ASN:HB2	2.02	0.41
1:B:178:ALA:O	1:B:181:VAL:HB	2.21	0.41
1:B:313:LEU:HD11	1:C:295:VAL:HG21	2.03	0.41
1:B:643:ILE:HD12	1:B:643:ILE:HA	1.86	0.41
1:E:178:ALA:O	1:E:181:VAL:HB	2.21	0.41
1:F:640:GLN:NE2	1:F:643:ILE:HG21	2.35	0.41
1:G:181:VAL:HG12	1:G:185:GLU:OE2	2.20	0.41
1:G:577:LEU:O	1:G:578:MET:HE2	2.21	0.41
1:I:123:ILE:HG23	1:I:130:ASN:HB2	2.02	0.41
1:I:458:VAL:CG2	1:I:478:LYS:HG2	2.48	0.41
1:J:139:ILE:C	1:J:140:ILE:HG13	2.41	0.41
1:J:246:TYR:HD1	1:J:293:SER:HB3	1.86	0.41
1:J:454:GLU:CD	1:J:454:GLU:N	2.73	0.41
1:K:123:ILE:HG23	1:K:130:ASN:HB2	2.02	0.41
1:K:139:ILE:C	1:K:140:ILE:HG13	2.41	0.41
1:K:339:VAL:HB	1:K:564:LEU:O	2.20	0.41
1:L:178:ALA:O	1:L:181:VAL:HB	2.21	0.41
1:L:479:GLU:H	1:L:479:GLU:CD	2.07	0.41
1:M:142:ILE:CG2	1:M:149:VAL:HG22	2.50	0.41
1:M:247:LEU:CD1	1:M:255:LEU:HD12	2.50	0.41
1:N:256:VAL:HG23	1:N:285:ILE:HG22	2.03	0.41
1:N:458:VAL:CG2	1:N:478:LYS:HG2	2.48	0.41
1:N:539:GLY:CA	1:N:577:LEU:O	2.68	0.41
1:O:113:ARG:HD2	1:O:134:TYR:CD2	2.55	0.41
1:A:178:ALA:O	1:A:181:VAL:HB	2.21	0.41
1:A:215:ILE:HD12	1:A:215:ILE:HA	1.82	0.41
1:B:99:GLU:O	1:B:145:ARG:HA	2.19	0.41
1:B:339:VAL:HB	1:B:564:LEU:O	2.20	0.41
1:B:640:GLN:NE2	1:B:643:ILE:HG21	2.35	0.41
1:C:313:LEU:HD11	1:D:295:VAL:HG21	2.03	0.41
1:C:577:LEU:O	1:C:578:MET:HE2	2.20	0.41
1:D:140:ILE:HG21	1:D:156:ILE:HG21	2.02	0.41
1:E:207:ASP:OD2	1:E:209:ARG:HB3	2.20	0.41
1:E:504:VAL:HG11	1:E:521:ARG:CG	2.47	0.41
1:F:140:ILE:HG21	1:F:156:ILE:HG21	2.02	0.41
1:F:178:ALA:O	1:F:181:VAL:HB	2.21	0.41
1:F:539:GLY:CA	1:F:577:LEU:O	2.68	0.41

Continued on next page...

Continued from previous page...

Atom-1	Atom-2	Interatomic distance (Å)	Clash overlap (Å)
1:G:345:GLU:HG3	1:G:346:SER:H	1.86	0.41
1:H:345:GLU:HG3	1:H:346:SER:H	1.86	0.41
1:J:577:LEU:O	1:J:578:MET:HE2	2.20	0.41
1:K:178:ALA:O	1:K:181:VAL:HB	2.21	0.41
1:K:288:HIS:HD2	1:K:291:THR:HB	1.86	0.41
1:L:123:ILE:HG23	1:L:130:ASN:HB2	2.02	0.41
1:L:140:ILE:HG21	1:L:156:ILE:HG21	2.02	0.41
1:L:207:ASP:OD2	1:L:209:ARG:HB3	2.20	0.41
1:L:256:VAL:HG23	1:L:285:ILE:HG22	2.03	0.41
1:L:288:HIS:HD2	1:L:291:THR:HB	1.86	0.41
1:M:246:TYR:HD1	1:M:293:SER:HB3	1.86	0.41
1:N:99:GLU:O	1:N:145:ARG:HA	2.19	0.41
1:N:178:ALA:O	1:N:181:VAL:HB	2.21	0.41
1:N:246:TYR:HD1	1:N:293:SER:HB3	1.85	0.41
1:O:288:HIS:HD2	1:O:291:THR:HB	1.86	0.41
1:O:339:VAL:HB	1:O:564:LEU:O	2.20	0.41
1:A:166:GLU:HB3	1:A:167:ILE:H	1.67	0.41
1:A:313:LEU:HD11	1:B:295:VAL:HG21	2.03	0.41
1:B:132:VAL:HG22	1:B:142:ILE:HG23	2.03	0.41
1:C:99:GLU:O	1:C:145:ARG:HA	2.20	0.41
1:C:339:VAL:HB	1:C:564:LEU:O	2.20	0.41
1:D:207:ASP:OD2	1:D:209:ARG:HB3	2.20	0.41
1:D:225:LEU:HD23	1:D:225:LEU:HA	1.74	0.41
1:E:99:GLU:O	1:E:145:ARG:HA	2.19	0.41
1:E:288:HIS:HD2	1:E:291:THR:HB	1.86	0.41
1:F:288:HIS:HD2	1:F:291:THR:HB	1.86	0.41
1:F:458:VAL:CG2	1:F:478:LYS:HG2	2.48	0.41
1:F:577:LEU:O	1:F:578:MET:HE2	2.21	0.41
1:G:256:VAL:HG13	1:G:257:GLU:N	2.36	0.41
1:H:246:TYR:HD1	1:H:293:SER:HB3	1.85	0.41
1:I:246:TYR:HD1	1:I:293:SER:HB3	1.86	0.41
1:J:123:ILE:HG23	1:J:130:ASN:HB2	2.02	0.41
1:J:178:ALA:O	1:J:181:VAL:HB	2.21	0.41
1:J:181:VAL:HG12	1:J:185:GLU:OE2	2.20	0.41
1:L:516:VAL:O	1:L:516:VAL:HG23	2.19	0.41
1:M:207:ASP:OD2	1:M:209:ARG:HB3	2.20	0.41
1:O:139:ILE:C	1:O:140:ILE:HG13	2.41	0.41
1:A:113:ARG:HD2	1:A:134:TYR:CD2	2.55	0.41
1:A:132:VAL:HG22	1:A:142:ILE:HG23	2.03	0.41
1:A:207:ASP:OD2	1:A:209:ARG:HB3	2.20	0.41
1:A:288:HIS:HD2	1:A:291:THR:HB	1.86	0.41

Continued on next page...

Continued from previous page...

Atom-1	Atom-2	Interatomic distance (Å)	Clash overlap (Å)
1:B:256:VAL:HG13	1:B:257:GLU:N	2.36	0.41
1:B:345:GLU:HG3	1:B:346:SER:H	1.86	0.41
1:C:215:ILE:HD12	1:C:215:ILE:HA	1.82	0.41
1:C:256:VAL:HG23	1:C:285:ILE:HG22	2.03	0.41
1:C:640:GLN:NE2	1:C:643:ILE:HG21	2.35	0.41
1:D:123:ILE:HG23	1:D:130:ASN:HB2	2.02	0.41
1:D:256:VAL:HG13	1:D:257:GLU:N	2.36	0.41
1:E:142:ILE:CG2	1:E:149:VAL:HG22	2.50	0.41
1:F:207:ASP:OD2	1:F:209:ARG:HB3	2.20	0.41
1:F:551:LYS:HB3	1:F:566:ARG:HG2	2.01	0.41
1:H:225:LEU:O	1:H:229:ILE:HG13	2.19	0.41
1:H:577:LEU:O	1:H:578:MET:HE2	2.21	0.41
1:K:207:ASP:OD2	1:K:209:ARG:HB3	2.20	0.41
1:K:516:VAL:HG23	1:K:516:VAL:O	2.19	0.41
1:K:613:LYS:HG3	1:K:613:LYS:O	2.21	0.41
1:L:215:ILE:HD12	1:L:215:ILE:HA	1.82	0.41
1:N:139:ILE:C	1:N:140:ILE:HG13	2.41	0.41
1:N:313:LEU:HD11	1:O:295:VAL:HG21	2.03	0.41
1:A:139:ILE:HG22	1:A:140:ILE:N	2.27	0.41
1:A:295:VAL:HG21	1:O:313:LEU:HD11	2.03	0.41
1:A:345:GLU:HG3	1:A:346:SER:H	1.86	0.41
1:B:246:TYR:HD1	1:B:293:SER:HB3	1.85	0.41
1:B:577:LEU:O	1:B:578:MET:HE2	2.21	0.41
1:C:132:VAL:HG22	1:C:142:ILE:HG23	2.03	0.41
1:C:140:ILE:HG21	1:C:156:ILE:HG21	2.02	0.41
1:C:155:ILE:O	1:C:158:ARG:HB3	2.21	0.41
1:C:246:TYR:HD1	1:C:293:SER:HB3	1.86	0.41
1:D:504:VAL:HG11	1:D:521:ARG:CG	2.47	0.41
1:E:177:ALA:HB3	1:E:208:GLU:HG3	2.00	0.41
1:E:506:ASN:C	1:E:506:ASN:ND2	2.73	0.41
1:F:113:ARG:HD2	1:F:134:TYR:CD2	2.55	0.41
1:F:345:GLU:HG3	1:F:346:SER:H	1.86	0.41
1:G:215:ILE:HA	1:G:215:ILE:HD12	1.82	0.41
1:G:225:LEU:HD23	1:G:225:LEU:HA	1.74	0.41
1:G:551:LYS:HB3	1:G:566:ARG:HG2	2.01	0.41
1:H:142:ILE:CG2	1:H:149:VAL:HG22	2.50	0.41
1:H:256:VAL:HG13	1:H:257:GLU:N	2.36	0.41
1:I:345:GLU:HG3	1:I:346:SER:H	1.86	0.41
1:J:613:LYS:HG3	1:J:613:LYS:O	2.21	0.41
1:K:215:ILE:HA	1:K:215:ILE:HD12	1.82	0.41
1:K:459:ILE:HG13	1:K:475:VAL:HG12	2.03	0.41

Continued on next page...

Continued from previous page...

Atom-1	Atom-2	Interatomic distance (Å)	Clash overlap (Å)
1:K:643:ILE:HD12	1:K:643:ILE:HA	1.86	0.41
1:L:179:GLU:O	1:L:183:ILE:HG23	2.21	0.41
1:L:342:GLY:HA3	1:L:363:MET:HE1	2.03	0.41
1:N:105:VAL:CG1	1:N:157:ARG:HE	2.32	0.41
1:O:166:GLU:HB3	1:O:167:ILE:H	1.67	0.41
1:O:178:ALA:O	1:O:181:VAL:HB	2.21	0.41
1:A:140:ILE:HG21	1:A:156:ILE:HG21	2.02	0.41
1:C:178:ALA:O	1:C:181:VAL:HB	2.21	0.41
1:E:139:ILE:HG22	1:E:140:ILE:N	2.27	0.41
1:E:640:GLN:NE2	1:E:643:ILE:HG21	2.35	0.41
1:F:247:LEU:CD1	1:F:255:LEU:HD12	2.50	0.41
1:F:256:VAL:HG13	1:F:257:GLU:N	2.36	0.41
1:F:552:VAL:H	1:F:552:VAL:HG22	1.59	0.41
1:G:140:ILE:HG21	1:G:156:ILE:HG21	2.02	0.41
1:G:155:ILE:O	1:G:158:ARG:HB3	2.21	0.41
1:G:180:MET:HE2	1:G:213:ILE:HD11	2.01	0.41
1:H:113:ARG:HD2	1:H:134:TYR:CD2	2.55	0.41
1:H:123:ILE:HG23	1:H:130:ASN:HB2	2.02	0.41
1:H:524:ASN:OD1	1:I:449:SER:HB2	2.21	0.41
1:H:551:LYS:HB3	1:H:566:ARG:HG2	2.02	0.41
1:I:178:ALA:O	1:I:181:VAL:HB	2.21	0.41
1:I:181:VAL:HG12	1:I:185:GLU:OE2	2.20	0.41
1:I:256:VAL:HG13	1:I:257:GLU:N	2.36	0.41
1:I:288:HIS:HD2	1:I:291:THR:HB	1.86	0.41
1:I:524:ASN:OD1	1:J:449:SER:HB2	2.21	0.41
1:J:102:THR:OG1	1:J:142:ILE:O	2.25	0.41
1:J:105:VAL:CG1	1:J:157:ARG:HE	2.32	0.41
1:J:142:ILE:CG2	1:J:149:VAL:HG22	2.50	0.41
1:J:288:HIS:HD2	1:J:291:THR:HB	1.86	0.41
1:J:459:ILE:HG13	1:J:475:VAL:HG12	2.03	0.41
1:J:524:ASN:OD1	1:K:449:SER:HB2	2.21	0.41
1:J:539:GLY:CA	1:J:577:LEU:O	2.68	0.41
1:K:140:ILE:HG21	1:K:156:ILE:HG21	2.02	0.41
1:K:179:GLU:O	1:K:183:ILE:HG23	2.21	0.41
1:K:440:ILE:HD12	1:K:440:ILE:HA	1.91	0.41
1:K:479:GLU:H	1:K:479:GLU:CD	2.07	0.41
1:K:640:GLN:NE2	1:K:643:ILE:HG21	2.35	0.41
1:L:142:ILE:CG2	1:L:149:VAL:HG22	2.50	0.41
1:L:246:TYR:HD1	1:L:293:SER:HB3	1.86	0.41
1:L:459:ILE:HG13	1:L:475:VAL:HG12	2.03	0.41
1:L:506:ASN:C	1:L:506:ASN:ND2	2.73	0.41

Continued on next page...

Continued from previous page...

Atom-1	Atom-2	Interatomic distance (Å)	Clash overlap (Å)
1:L:613:LYS:HG3	1:L:613:LYS:O	2.21	0.41
1:L:640:GLN:NE2	1:L:643:ILE:HG21	2.36	0.41
1:M:123:ILE:HG23	1:M:130:ASN:HB2	2.02	0.41
1:M:179:GLU:O	1:M:183:ILE:HG23	2.21	0.41
1:M:313:LEU:HD11	1:N:295:VAL:HG21	2.03	0.41
1:M:613:LYS:HG3	1:M:613:LYS:O	2.21	0.41
1:M:640:GLN:NE2	1:M:643:ILE:HG21	2.36	0.41
1:N:339:VAL:HB	1:N:564:LEU:O	2.20	0.41
1:N:643:ILE:HD12	1:N:643:ILE:HA	1.86	0.41
1:O:123:ILE:HG23	1:O:130:ASN:HB2	2.02	0.41
1:O:359:ILE:HD13	1:O:422:LEU:HB2	2.03	0.41
1:O:539:GLY:CA	1:O:577:LEU:O	2.68	0.41
1:A:359:ILE:HD13	1:A:422:LEU:HB2	2.04	0.41
1:B:139:ILE:C	1:B:140:ILE:HG13	2.41	0.41
1:B:215:ILE:HD12	1:B:215:ILE:HA	1.82	0.41
1:B:359:ILE:HD13	1:B:422:LEU:HB2	2.03	0.41
1:D:105:VAL:CG1	1:D:157:ARG:HE	2.31	0.41
1:D:139:ILE:HG22	1:D:140:ILE:N	2.27	0.41
1:D:139:ILE:C	1:D:140:ILE:HG13	2.41	0.41
1:D:313:LEU:HD11	1:E:295:VAL:HG21	2.03	0.41
1:F:123:ILE:HG23	1:F:130:ASN:HB2	2.02	0.41
1:G:524:ASN:OD1	1:H:449:SER:HB2	2.21	0.41
1:G:640:GLN:NE2	1:G:643:ILE:HG21	2.35	0.41
1:H:139:ILE:C	1:H:140:ILE:HG13	2.41	0.41
1:H:181:VAL:HG12	1:H:185:GLU:OE2	2.20	0.41
1:I:139:ILE:C	1:I:140:ILE:HG13	2.41	0.41
1:J:155:ILE:O	1:J:158:ARG:HB3	2.21	0.41
1:L:345:GLU:HG3	1:L:346:SER:H	1.86	0.41
1:N:640:GLN:NE2	1:N:643:ILE:HG21	2.35	0.41
1:B:113:ARG:HD2	1:B:134:TYR:CD2	2.55	0.40
1:B:288:HIS:HD2	1:B:291:THR:HB	1.86	0.40
1:C:139:ILE:C	1:C:140:ILE:HG13	2.41	0.40
1:C:345:GLU:HG3	1:C:346:SER:H	1.86	0.40
1:D:99:GLU:O	1:D:145:ARG:HA	2.19	0.40
1:D:132:VAL:HG22	1:D:142:ILE:HG23	2.03	0.40
1:D:155:ILE:O	1:D:158:ARG:HB3	2.21	0.40
1:D:178:ALA:O	1:D:181:VAL:HB	2.21	0.40
1:E:139:ILE:C	1:E:140:ILE:HG13	2.41	0.40
1:E:313:LEU:HD11	1:F:295:VAL:HG21	2.03	0.40
1:E:577:LEU:O	1:E:578:MET:HE2	2.21	0.40
1:E:643:ILE:HD12	1:E:643:ILE:HA	1.86	0.40

Continued on next page...

Continued from previous page...

Atom-1	Atom-2	Interatomic distance (Å)	Clash overlap (Å)
1:G:113:ARG:HD2	1:G:134:TYR:CD2	2.55	0.40
1:G:123:ILE:HG23	1:G:130:ASN:HB2	2.02	0.40
1:G:285:ILE:HD12	1:G:296:LEU:HD23	2.03	0.40
1:G:613:LYS:O	1:G:613:LYS:HG3	2.21	0.40
1:H:132:VAL:HG22	1:H:142:ILE:HG23	2.03	0.40
1:I:459:ILE:HG13	1:I:475:VAL:HG12	2.03	0.40
1:J:479:GLU:H	1:J:479:GLU:CD	2.07	0.40
1:K:155:ILE:O	1:K:158:ARG:HB3	2.21	0.40
1:N:613:LYS:HG3	1:N:613:LYS:O	2.21	0.40
1:O:506:ASN:C	1:O:506:ASN:ND2	2.73	0.40
1:A:139:ILE:C	1:A:140:ILE:HG13	2.41	0.40
1:A:451:ILE:HG21	1:O:522:GLN:HG2	2.04	0.40
1:A:522:GLN:HG2	1:B:451:ILE:HG21	2.04	0.40
1:B:140:ILE:HG21	1:B:156:ILE:HG21	2.02	0.40
1:E:552:VAL:H	1:E:552:VAL:HG22	1.59	0.40
1:F:155:ILE:O	1:F:158:ARG:HB3	2.21	0.40
1:G:177:ALA:HB3	1:G:208:GLU:HG3	2.00	0.40
1:G:178:ALA:O	1:G:181:VAL:HB	2.21	0.40
1:G:246:TYR:HD1	1:G:293:SER:HB3	1.86	0.40
1:H:640:GLN:NE2	1:H:643:ILE:HG21	2.35	0.40
1:I:132:VAL:HG22	1:I:142:ILE:HG23	2.03	0.40
1:I:155:ILE:O	1:I:158:ARG:HB3	2.21	0.40
1:I:285:ILE:HD12	1:I:296:LEU:HD23	2.04	0.40
1:J:113:ARG:HD2	1:J:134:TYR:CD2	2.55	0.40
1:J:179:GLU:O	1:J:183:ILE:HG23	2.21	0.40
1:K:142:ILE:CG2	1:K:149:VAL:HG22	2.50	0.40
1:M:345:GLU:HG3	1:M:346:SER:H	1.86	0.40
1:M:359:ILE:HD13	1:M:422:LEU:HB2	2.03	0.40
1:N:179:GLU:O	1:N:183:ILE:HG23	2.21	0.40
1:N:359:ILE:HD13	1:N:422:LEU:HB2	2.04	0.40
1:O:132:VAL:HG22	1:O:142:ILE:HG23	2.03	0.40
1:O:142:ILE:CG2	1:O:149:VAL:HG22	2.50	0.40
1:A:105:VAL:CG1	1:A:157:ARG:HE	2.32	0.40
1:A:155:ILE:O	1:A:158:ARG:HB3	2.21	0.40
1:A:612:GLU:CG	1:B:642:PHE:CE2	2.81	0.40
1:B:105:VAL:CG1	1:B:157:ARG:HE	2.31	0.40
1:B:142:ILE:CG2	1:B:149:VAL:HG22	2.50	0.40
1:B:256:VAL:HG23	1:B:285:ILE:HG22	2.03	0.40
1:C:359:ILE:HD13	1:C:422:LEU:HB2	2.03	0.40
1:E:166:GLU:HB3	1:E:167:ILE:H	1.67	0.40
1:E:256:VAL:HG23	1:E:285:ILE:HG22	2.03	0.40

Continued on next page...

Continued from previous page...

Atom-1	Atom-2	Interatomic distance (Å)	Clash overlap (Å)
1:E:345:GLU:HG3	1:E:346:SER:H	1.86	0.40
1:F:524:ASN:OD1	1:G:449:SER:HB2	2.21	0.40
1:G:132:VAL:HG22	1:G:142:ILE:HG23	2.03	0.40
1:G:142:ILE:CG2	1:G:149:VAL:HG22	2.50	0.40
1:G:288:HIS:HD2	1:G:291:THR:HB	1.86	0.40
1:H:155:ILE:O	1:H:158:ARG:HB3	2.21	0.40
1:H:179:GLU:O	1:H:183:ILE:HG23	2.21	0.40
1:H:458:VAL:CG2	1:H:478:LYS:HG2	2.48	0.40
1:I:113:ARG:HD2	1:I:134:TYR:CD2	2.55	0.40
1:I:313:LEU:HD11	1:J:295:VAL:HG21	2.03	0.40
1:I:479:GLU:H	1:I:479:GLU:CD	2.07	0.40
1:J:256:VAL:HG23	1:J:285:ILE:HG22	2.03	0.40
1:J:256:VAL:HG13	1:J:257:GLU:N	2.36	0.40
1:K:113:ARG:HD2	1:K:134:TYR:CD2	2.55	0.40
1:K:524:ASN:OD1	1:L:449:SER:HB2	2.21	0.40
1:L:360:GLY:O	1:L:364:ILE:HG12	2.22	0.40
1:L:524:ASN:N	1:L:524:ASN:OD1	2.55	0.40
1:M:360:GLY:O	1:M:364:ILE:HG12	2.22	0.40
1:M:459:ILE:HG13	1:M:475:VAL:HG12	2.03	0.40
1:M:552:VAL:H	1:M:552:VAL:HG22	1.59	0.40
1:O:155:ILE:O	1:O:158:ARG:HB3	2.21	0.40
1:O:256:VAL:HG13	1:O:257:GLU:N	2.36	0.40
1:O:524:ASN:N	1:O:524:ASN:OD1	2.55	0.40
1:B:155:ILE:O	1:B:158:ARG:HB3	2.21	0.40
1:B:539:GLY:CA	1:B:577:LEU:O	2.68	0.40
1:D:288:HIS:HD2	1:D:291:THR:HB	1.86	0.40
1:E:256:VAL:HG13	1:E:257:GLU:N	2.36	0.40
1:F:139:ILE:C	1:F:140:ILE:HG13	2.41	0.40
1:H:459:ILE:HG13	1:H:475:VAL:HG12	2.03	0.40
1:H:613:LYS:O	1:H:613:LYS:HG3	2.21	0.40
1:J:285:ILE:HD12	1:J:296:LEU:HD23	2.03	0.40
1:K:256:VAL:HG13	1:K:257:GLU:N	2.36	0.40
1:L:155:ILE:O	1:L:158:ARG:HB3	2.21	0.40
1:L:167:ILE:CA	1:L:215:ILE:O	2.42	0.40
1:M:105:VAL:CG1	1:M:157:ARG:HE	2.32	0.40
1:N:123:ILE:HG23	1:N:130:ASN:HB2	2.02	0.40
1:N:155:ILE:O	1:N:158:ARG:HB3	2.21	0.40
1:N:506:ASN:C	1:N:506:ASN:ND2	2.73	0.40
1:O:256:VAL:HG23	1:O:285:ILE:HG22	2.03	0.40
1:O:613:LYS:HG3	1:O:613:LYS:O	2.21	0.40
1:O:640:GLN:NE2	1:O:643:ILE:HG21	2.35	0.40

Continued on next page...

Continued from previous page...

Atom-1	Atom-2	Interatomic distance (Å)	Clash overlap (Å)
1:A:539:GLY:CA	1:A:577:LEU:O	2.68	0.40
1:B:459:ILE:HG13	1:B:475:VAL:HG12	2.03	0.40
1:B:522:GLN:HG2	1:C:451:ILE:HG21	2.04	0.40
1:C:459:ILE:HG13	1:C:475:VAL:HG12	2.03	0.40
1:D:459:ILE:HG13	1:D:475:VAL:HG12	2.03	0.40
1:F:285:ILE:HD12	1:F:296:LEU:HD23	2.04	0.40
1:G:360:GLY:O	1:G:364:ILE:HG12	2.22	0.40
1:H:178:ALA:O	1:H:181:VAL:HB	2.21	0.40
1:H:285:ILE:HD12	1:H:296:LEU:HD23	2.04	0.40
1:H:479:GLU:H	1:H:479:GLU:CD	2.07	0.40
1:I:140:ILE:HG21	1:I:156:ILE:HG21	2.02	0.40
1:I:179:GLU:O	1:I:183:ILE:HG23	2.21	0.40
1:J:140:ILE:HG21	1:J:156:ILE:HG21	2.02	0.40
1:J:640:GLN:NE2	1:J:643:ILE:HG21	2.35	0.40
1:K:119:LEU:HD13	1:K:132:VAL:HG11	2.04	0.40
1:K:132:VAL:HG22	1:K:142:ILE:HG23	2.03	0.40
1:K:506:ASN:C	1:K:506:ASN:ND2	2.73	0.40
1:L:119:LEU:HD13	1:L:132:VAL:HG11	2.04	0.40
1:L:256:VAL:HG13	1:L:257:GLU:N	2.36	0.40
1:M:155:ILE:O	1:M:158:ARG:HB3	2.21	0.40
1:N:360:GLY:O	1:N:364:ILE:HG12	2.22	0.40
1:O:523:LEU:HD22	1:O:538:GLY:HA3	2.04	0.40

There are no symmetry-related clashes.

5.3 Torsion angles [\(i\)](#)

5.3.1 Protein backbone [\(i\)](#)

In the following table, the Percentiles column shows the percent Ramachandran outliers of the chain as a percentile score with respect to all PDB entries followed by that with respect to all EM entries.

The Analysed column shows the number of residues for which the backbone conformation was analysed, and the total number of residues.

Mol	Chain	Analysed	Favoured	Allowed	Outliers	Percentiles
1	A	481/650 (74%)	459 (95%)	21 (4%)	1 (0%)	47 81
1	B	481/650 (74%)	459 (95%)	21 (4%)	1 (0%)	47 81
1	C	481/650 (74%)	459 (95%)	21 (4%)	1 (0%)	47 81

Continued on next page...

Continued from previous page...

Mol	Chain	Analysed	Favoured	Allowed	Outliers	Percentiles	
1	D	481/650 (74%)	459 (95%)	21 (4%)	1 (0%)	47	81
1	E	481/650 (74%)	459 (95%)	21 (4%)	1 (0%)	47	81
1	F	481/650 (74%)	459 (95%)	21 (4%)	1 (0%)	47	81
1	G	481/650 (74%)	458 (95%)	22 (5%)	1 (0%)	47	81
1	H	481/650 (74%)	459 (95%)	21 (4%)	1 (0%)	47	81
1	I	481/650 (74%)	459 (95%)	21 (4%)	1 (0%)	47	81
1	J	481/650 (74%)	459 (95%)	21 (4%)	1 (0%)	47	81
1	K	481/650 (74%)	459 (95%)	21 (4%)	1 (0%)	47	81
1	L	481/650 (74%)	459 (95%)	21 (4%)	1 (0%)	47	81
1	M	481/650 (74%)	459 (95%)	21 (4%)	1 (0%)	47	81
1	N	481/650 (74%)	459 (95%)	21 (4%)	1 (0%)	47	81
1	O	481/650 (74%)	459 (95%)	21 (4%)	1 (0%)	47	81
All	All	7215/9750 (74%)	6884 (95%)	316 (4%)	15 (0%)	50	81

All (15) Ramachandran outliers are listed below:

Mol	Chain	Res	Type
1	A	181	VAL
1	B	181	VAL
1	C	181	VAL
1	E	181	VAL
1	F	181	VAL
1	G	181	VAL
1	H	181	VAL
1	I	181	VAL
1	J	181	VAL
1	K	181	VAL
1	L	181	VAL
1	M	181	VAL
1	N	181	VAL
1	O	181	VAL
1	D	181	VAL

5.3.2 Protein sidechains [i](#)

In the following table, the Percentiles column shows the percent sidechain outliers of the chain as a percentile score with respect to all PDB entries followed by that with respect to all EM entries.

The Analysed column shows the number of residues for which the sidechain conformation was analysed, and the total number of residues.

Mol	Chain	Analysed	Rotameric	Outliers	Percentiles	
1	A	415/550 (76%)	403 (97%)	12 (3%)	42	64
1	B	415/550 (76%)	403 (97%)	12 (3%)	42	64
1	C	415/550 (76%)	403 (97%)	12 (3%)	42	64
1	D	415/550 (76%)	403 (97%)	12 (3%)	42	64
1	E	415/550 (76%)	403 (97%)	12 (3%)	42	64
1	F	415/550 (76%)	403 (97%)	12 (3%)	42	64
1	G	415/550 (76%)	403 (97%)	12 (3%)	42	64
1	H	415/550 (76%)	403 (97%)	12 (3%)	42	64
1	I	415/550 (76%)	403 (97%)	12 (3%)	42	64
1	J	415/550 (76%)	403 (97%)	12 (3%)	42	64
1	K	415/550 (76%)	403 (97%)	12 (3%)	42	64
1	L	415/550 (76%)	403 (97%)	12 (3%)	42	64
1	M	415/550 (76%)	403 (97%)	12 (3%)	42	64
1	N	415/550 (76%)	403 (97%)	12 (3%)	42	64
1	O	415/550 (76%)	403 (97%)	12 (3%)	42	64
All	All	6225/8250 (76%)	6045 (97%)	180 (3%)	45	64

All (180) residues with a non-rotameric sidechain are listed below:

Mol	Chain	Res	Type
1	A	455	GLU
1	A	459	ILE
1	A	473	GLN
1	A	474	THR
1	A	476	ASP
1	A	477	ARG
1	A	478	LYS
1	A	506	ASN
1	A	517	ARG
1	A	518	PHE
1	A	520	LYS
1	A	521	ARG
1	B	455	GLU
1	B	459	ILE
1	B	473	GLN

Continued on next page...

Continued from previous page...

Mol	Chain	Res	Type
1	B	474	THR
1	B	476	ASP
1	B	477	ARG
1	B	478	LYS
1	B	506	ASN
1	B	517	ARG
1	B	518	PHE
1	B	520	LYS
1	B	521	ARG
1	C	455	GLU
1	C	459	ILE
1	C	473	GLN
1	C	474	THR
1	C	476	ASP
1	C	477	ARG
1	C	478	LYS
1	C	506	ASN
1	C	517	ARG
1	C	518	PHE
1	C	520	LYS
1	C	521	ARG
1	D	455	GLU
1	D	459	ILE
1	D	473	GLN
1	D	474	THR
1	D	476	ASP
1	D	477	ARG
1	D	478	LYS
1	D	506	ASN
1	D	517	ARG
1	D	518	PHE
1	D	520	LYS
1	D	521	ARG
1	E	455	GLU
1	E	459	ILE
1	E	473	GLN
1	E	474	THR
1	E	476	ASP
1	E	477	ARG
1	E	478	LYS
1	E	506	ASN
1	E	517	ARG

Continued on next page...

Continued from previous page...

Mol	Chain	Res	Type
1	E	518	PHE
1	E	520	LYS
1	E	521	ARG
1	F	455	GLU
1	F	459	ILE
1	F	473	GLN
1	F	474	THR
1	F	476	ASP
1	F	477	ARG
1	F	478	LYS
1	F	506	ASN
1	F	517	ARG
1	F	518	PHE
1	F	520	LYS
1	F	521	ARG
1	G	455	GLU
1	G	459	ILE
1	G	473	GLN
1	G	474	THR
1	G	476	ASP
1	G	477	ARG
1	G	478	LYS
1	G	506	ASN
1	G	517	ARG
1	G	518	PHE
1	G	520	LYS
1	G	521	ARG
1	H	455	GLU
1	H	459	ILE
1	H	473	GLN
1	H	474	THR
1	H	476	ASP
1	H	477	ARG
1	H	478	LYS
1	H	506	ASN
1	H	517	ARG
1	H	518	PHE
1	H	520	LYS
1	H	521	ARG
1	I	455	GLU
1	I	459	ILE
1	I	473	GLN

Continued on next page...

Continued from previous page...

Mol	Chain	Res	Type
1	I	474	THR
1	I	476	ASP
1	I	477	ARG
1	I	478	LYS
1	I	506	ASN
1	I	517	ARG
1	I	518	PHE
1	I	520	LYS
1	I	521	ARG
1	J	455	GLU
1	J	459	ILE
1	J	473	GLN
1	J	474	THR
1	J	476	ASP
1	J	477	ARG
1	J	478	LYS
1	J	506	ASN
1	J	517	ARG
1	J	518	PHE
1	J	520	LYS
1	J	521	ARG
1	K	455	GLU
1	K	459	ILE
1	K	473	GLN
1	K	474	THR
1	K	476	ASP
1	K	477	ARG
1	K	478	LYS
1	K	506	ASN
1	K	517	ARG
1	K	518	PHE
1	K	520	LYS
1	K	521	ARG
1	L	455	GLU
1	L	459	ILE
1	L	473	GLN
1	L	474	THR
1	L	476	ASP
1	L	477	ARG
1	L	478	LYS
1	L	506	ASN
1	L	517	ARG

Continued on next page...

Continued from previous page...

Mol	Chain	Res	Type
1	L	518	PHE
1	L	520	LYS
1	L	521	ARG
1	M	455	GLU
1	M	459	ILE
1	M	473	GLN
1	M	474	THR
1	M	476	ASP
1	M	477	ARG
1	M	478	LYS
1	M	506	ASN
1	M	517	ARG
1	M	518	PHE
1	M	520	LYS
1	M	521	ARG
1	N	455	GLU
1	N	459	ILE
1	N	473	GLN
1	N	474	THR
1	N	476	ASP
1	N	477	ARG
1	N	478	LYS
1	N	506	ASN
1	N	517	ARG
1	N	518	PHE
1	N	520	LYS
1	N	521	ARG
1	O	455	GLU
1	O	459	ILE
1	O	473	GLN
1	O	474	THR
1	O	476	ASP
1	O	477	ARG
1	O	478	LYS
1	O	506	ASN
1	O	517	ARG
1	O	518	PHE
1	O	520	LYS
1	O	521	ARG

Sometimes sidechains can be flipped to improve hydrogen bonding and reduce clashes. All (165) such sidechains are listed below:

Mol	Chain	Res	Type
1	A	125	ASN
1	A	138	ASN
1	A	288	HIS
1	A	300	GLN
1	A	340	GLN
1	A	354	ASN
1	A	424	ASN
1	A	428	ASN
1	A	502	GLN
1	A	506	ASN
1	A	640	GLN
1	B	125	ASN
1	B	138	ASN
1	B	288	HIS
1	B	300	GLN
1	B	340	GLN
1	B	354	ASN
1	B	424	ASN
1	B	428	ASN
1	B	502	GLN
1	B	506	ASN
1	B	640	GLN
1	C	125	ASN
1	C	138	ASN
1	C	288	HIS
1	C	300	GLN
1	C	340	GLN
1	C	354	ASN
1	C	424	ASN
1	C	428	ASN
1	C	502	GLN
1	C	506	ASN
1	C	640	GLN
1	D	125	ASN
1	D	138	ASN
1	D	288	HIS
1	D	300	GLN
1	D	340	GLN
1	D	354	ASN
1	D	424	ASN
1	D	428	ASN
1	D	502	GLN
1	D	506	ASN

Continued on next page...

Continued from previous page...

Mol	Chain	Res	Type
1	D	640	GLN
1	E	125	ASN
1	E	138	ASN
1	E	288	HIS
1	E	300	GLN
1	E	340	GLN
1	E	354	ASN
1	E	424	ASN
1	E	428	ASN
1	E	502	GLN
1	E	506	ASN
1	E	640	GLN
1	F	125	ASN
1	F	138	ASN
1	F	288	HIS
1	F	300	GLN
1	F	340	GLN
1	F	354	ASN
1	F	424	ASN
1	F	428	ASN
1	F	502	GLN
1	F	506	ASN
1	F	640	GLN
1	G	125	ASN
1	G	138	ASN
1	G	288	HIS
1	G	300	GLN
1	G	340	GLN
1	G	354	ASN
1	G	424	ASN
1	G	428	ASN
1	G	502	GLN
1	G	506	ASN
1	G	640	GLN
1	H	125	ASN
1	H	138	ASN
1	H	288	HIS
1	H	300	GLN
1	H	340	GLN
1	H	354	ASN
1	H	424	ASN
1	H	428	ASN

Continued on next page...

Continued from previous page...

Mol	Chain	Res	Type
1	H	502	GLN
1	H	506	ASN
1	H	640	GLN
1	I	125	ASN
1	I	138	ASN
1	I	288	HIS
1	I	300	GLN
1	I	340	GLN
1	I	354	ASN
1	I	424	ASN
1	I	428	ASN
1	I	502	GLN
1	I	506	ASN
1	I	640	GLN
1	J	125	ASN
1	J	138	ASN
1	J	288	HIS
1	J	300	GLN
1	J	340	GLN
1	J	354	ASN
1	J	424	ASN
1	J	428	ASN
1	J	502	GLN
1	J	506	ASN
1	J	640	GLN
1	K	125	ASN
1	K	138	ASN
1	K	288	HIS
1	K	300	GLN
1	K	340	GLN
1	K	354	ASN
1	K	424	ASN
1	K	428	ASN
1	K	502	GLN
1	K	506	ASN
1	K	640	GLN
1	L	125	ASN
1	L	138	ASN
1	L	288	HIS
1	L	300	GLN
1	L	340	GLN
1	L	354	ASN

Continued on next page...

Continued from previous page...

Mol	Chain	Res	Type
1	L	424	ASN
1	L	428	ASN
1	L	502	GLN
1	L	506	ASN
1	L	640	GLN
1	M	125	ASN
1	M	138	ASN
1	M	288	HIS
1	M	300	GLN
1	M	340	GLN
1	M	354	ASN
1	M	424	ASN
1	M	428	ASN
1	M	502	GLN
1	M	506	ASN
1	M	640	GLN
1	N	125	ASN
1	N	138	ASN
1	N	288	HIS
1	N	300	GLN
1	N	340	GLN
1	N	354	ASN
1	N	424	ASN
1	N	428	ASN
1	N	502	GLN
1	N	506	ASN
1	N	640	GLN
1	O	125	ASN
1	O	138	ASN
1	O	288	HIS
1	O	300	GLN
1	O	340	GLN
1	O	354	ASN
1	O	424	ASN
1	O	428	ASN
1	O	502	GLN
1	O	506	ASN
1	O	640	GLN

5.3.3 RNA ⓘ

There are no RNA molecules in this entry.

5.4 Non-standard residues in protein, DNA, RNA chains [i](#)

There are no non-standard protein/DNA/RNA residues in this entry.

5.5 Carbohydrates [i](#)

There are no monosaccharides in this entry.

5.6 Ligand geometry [i](#)

There are no ligands in this entry.

5.7 Other polymers [i](#)

There are no such residues in this entry.

5.8 Polymer linkage issues [i](#)

There are no chain breaks in this entry.


6 Map visualisation [i](#)

This section contains visualisations of the EMDB entry EMD-6677. These allow visual inspection of the internal detail of the map and identification of artifacts.


No raw map or half-maps were deposited for this entry and therefore no images, graphs, etc. pertaining to the raw map can be shown.

6.1 Orthogonal projections [i](#)

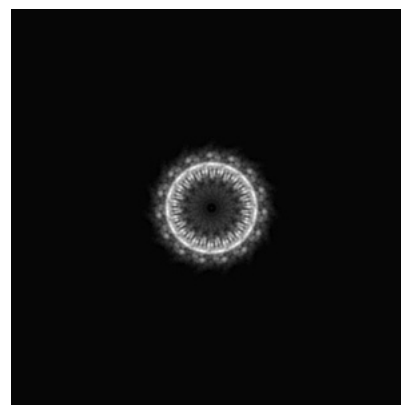
6.1.1 Primary map



X



Y

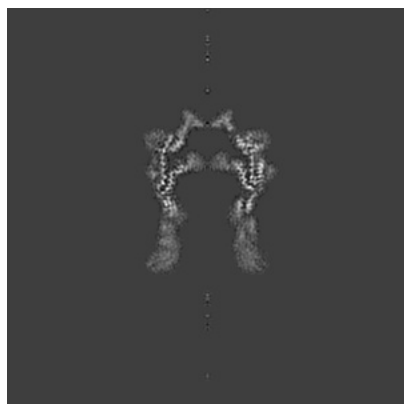


Z

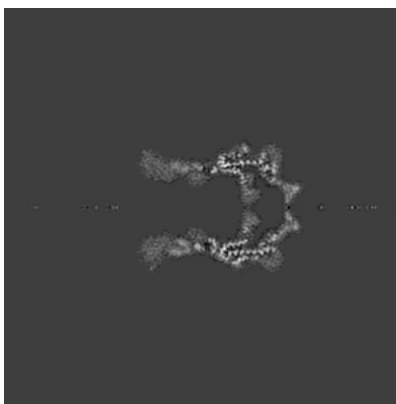
The images above show the map projected in three orthogonal directions.

6.2 Central slices [i](#)


6.2.1 Primary map



X Index: 190



Y Index: 190




Z Index: 190

The images above show central slices of the map in three orthogonal directions.

6.3 Largest variance slices [i](#)


6.3.1 Primary map



X Index: 224



Y Index: 224



Z Index: 223


The images above show the largest variance slices of the map in three orthogonal directions.

6.4 Orthogonal surface views [i](#)

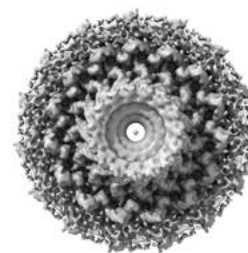
6.4.1 Primary map



X



Y



Z

The images above show the 3D surface view of the map at the recommended contour level 0.02. These images, in conjunction with the slice images, may facilitate assessment of whether an appropriate contour level has been provided.

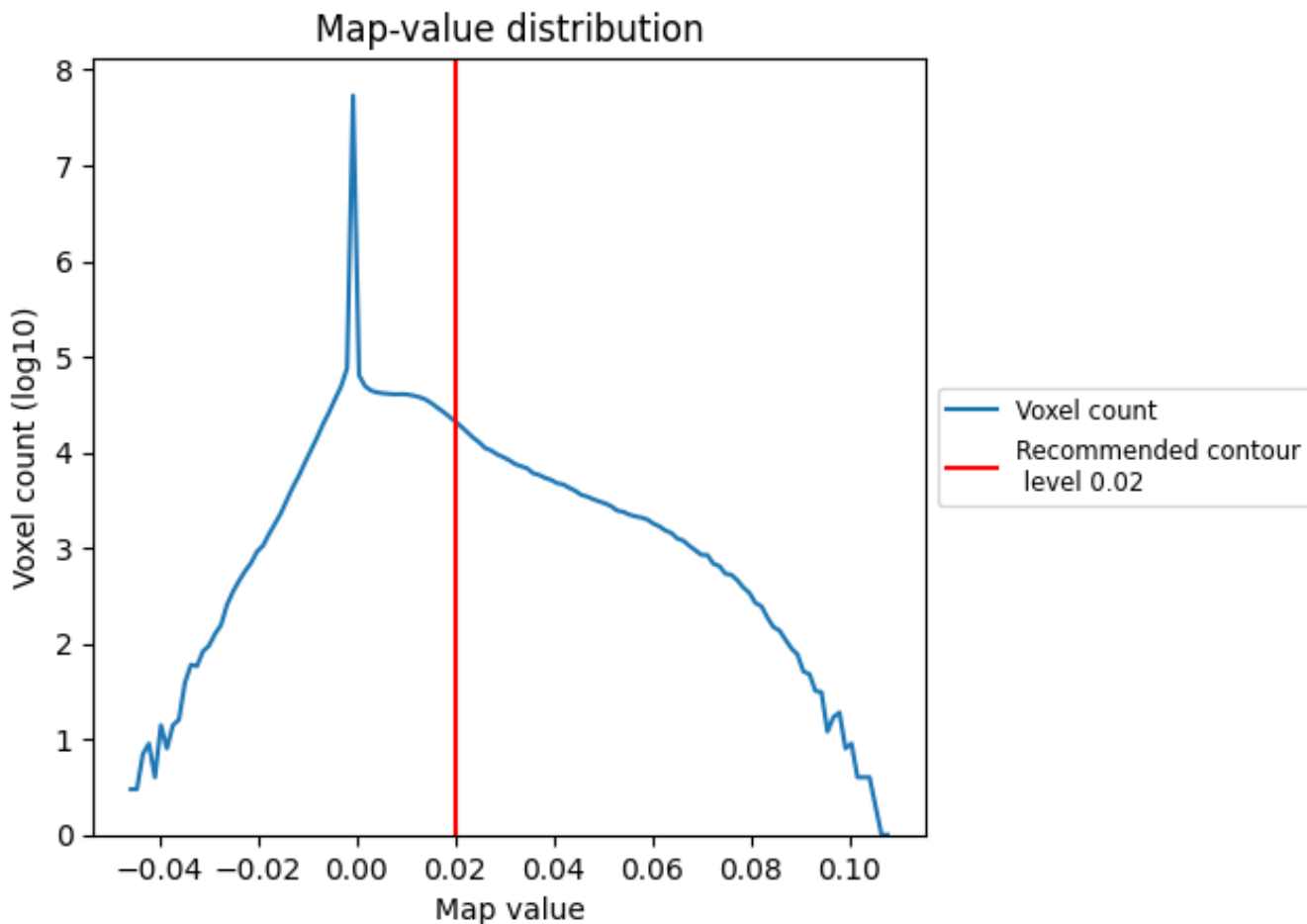
6.5 Mask visualisation

This section was not generated. No masks/segmentation were deposited.

7 Map analysis [i](#)

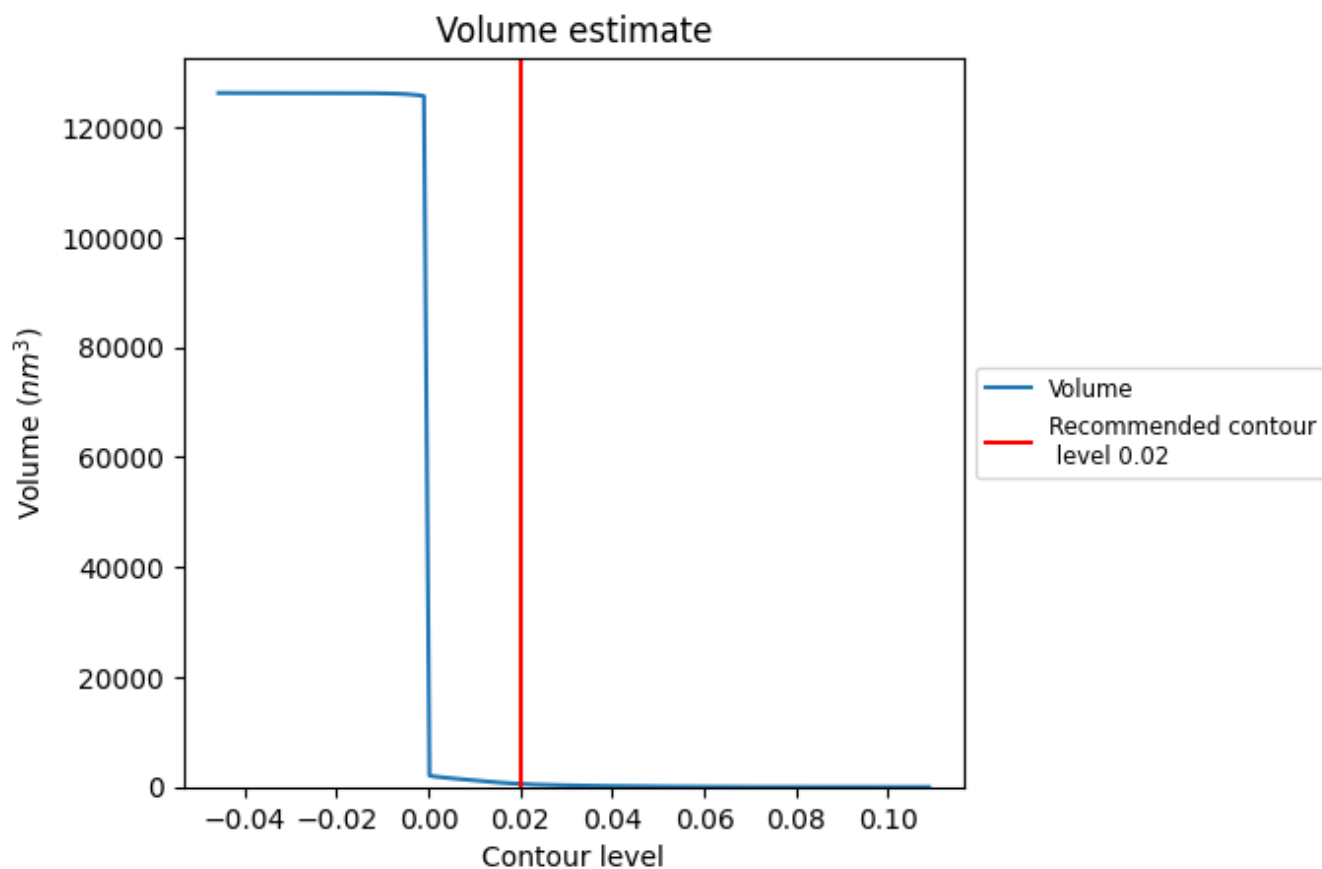
This section contains the results of statistical analysis of the map.

7.1 Map-value distribution [i](#)



The map-value distribution is plotted in 128 intervals along the x-axis. The y-axis is logarithmic. A spike in this graph at zero usually indicates that the volume has been masked.

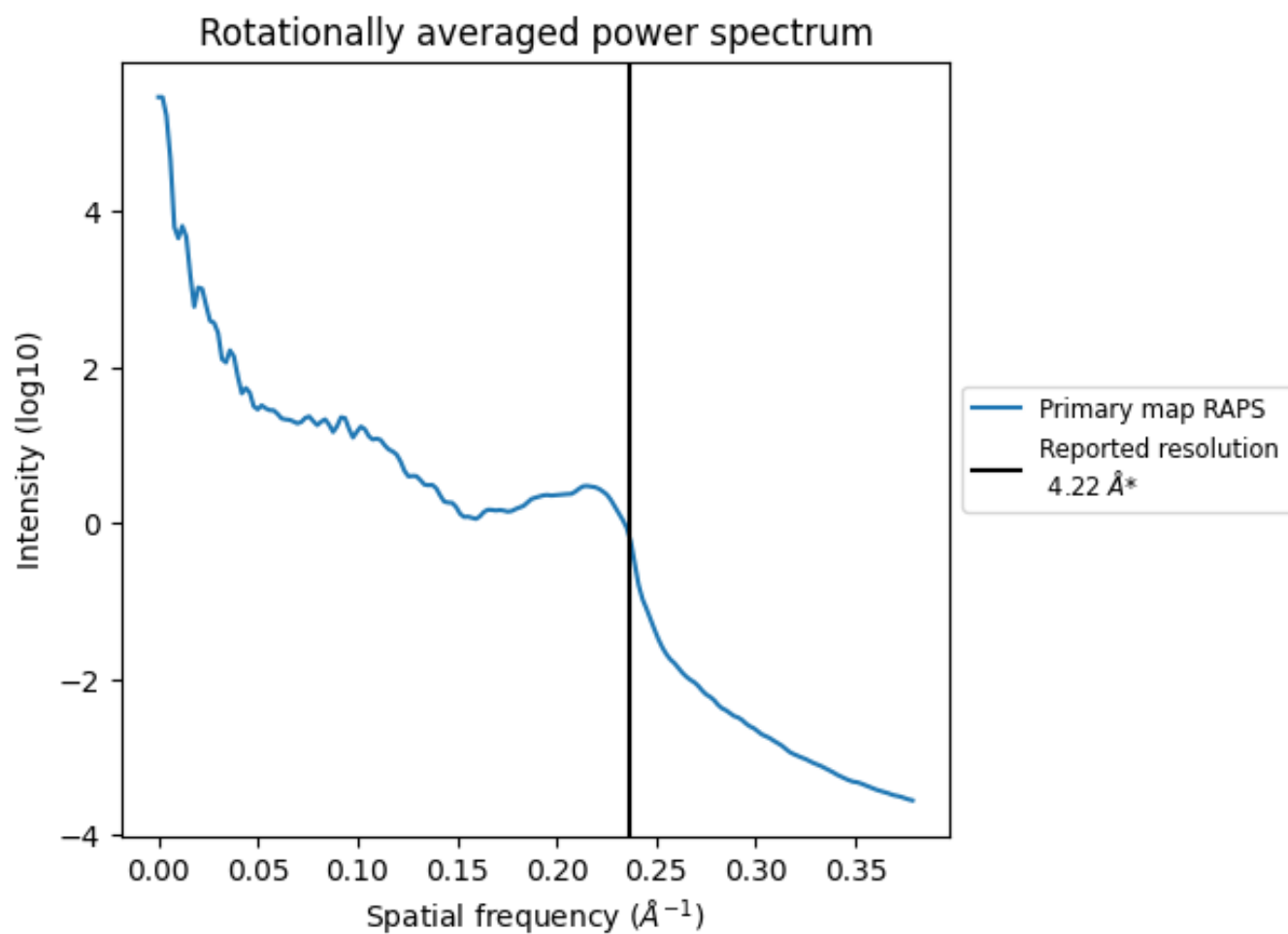
7.2 Volume estimate [\(i\)](#)



The volume at the recommended contour level is 559 nm^3 ; this corresponds to an approximate mass of 505 kDa.

The volume estimate graph shows how the enclosed volume varies with the contour level. The recommended contour level is shown as a vertical line and the intersection between the line and the curve gives the volume of the enclosed surface at the given level.

7.3 Rotationally averaged power spectrum [i](#)



*Reported resolution corresponds to spatial frequency of 0.237\AA^{-1}


8 Fourier-Shell correlation

This section was not generated. No FSC curve or half-maps provided.

9 Map-model fit [i](#)

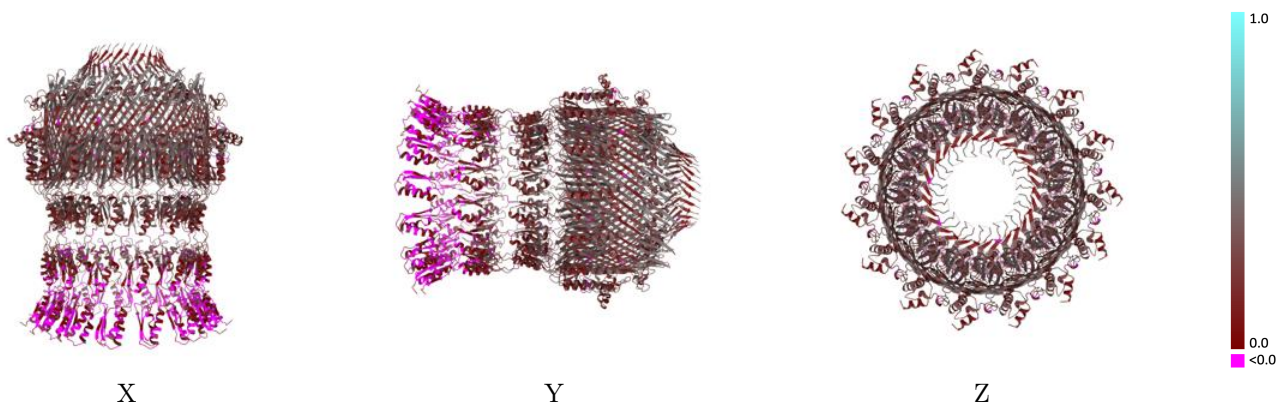
This section contains information regarding the fit between EMDB map EMD-6677 and PDB model 5WQ9. Per-residue inclusion information can be found in section [3](#) on page [6](#).

9.1 Map-model overlay [i](#)




The images above show the 3D surface view of the map at the recommended contour level 0.02 at 50% transparency in yellow overlaid with a ribbon representation of the model coloured in blue. These images allow for the visual assessment of the quality of fit between the atomic model and the map.

9.2 Q-score mapped to coordinate model [\(i\)](#)



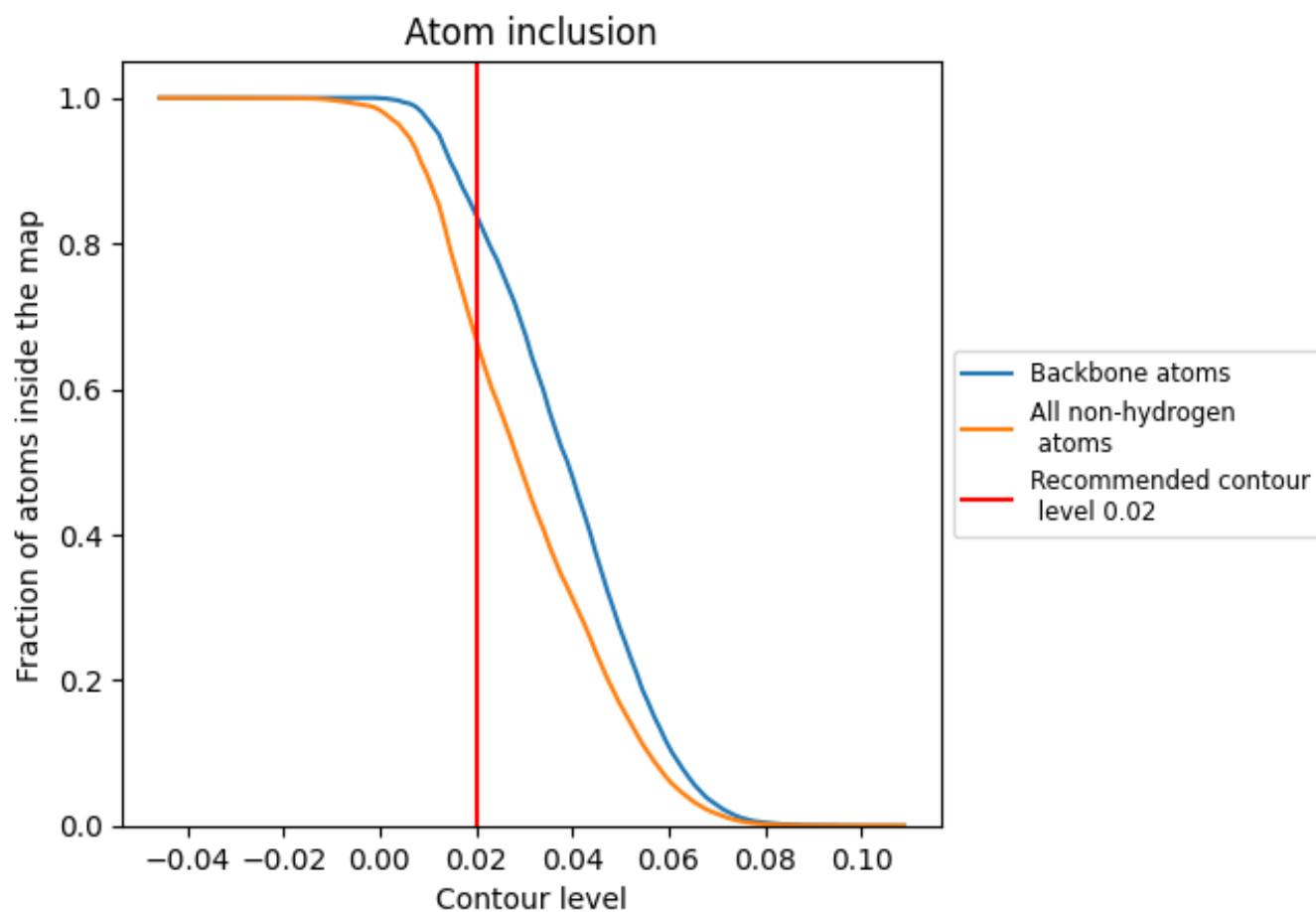
The images above show the model with each residue coloured according to its Q-score. This shows their resolvability in the map with higher Q-score values reflecting better resolvability. Please note: Q-score is calculating the resolvability of atoms, and thus high values are only expected at resolutions at which atoms can be resolved. Low Q-score values may therefore be expected for many entries.

9.3 Atom inclusion mapped to coordinate model [\(i\)](#)



The images above show the model with each residue coloured according to its atom inclusion. This shows to what extent they are inside the map at the recommended contour level (0.02).

































9.4 Atom inclusion [i](#)



At the recommended contour level, 84% of all backbone atoms, 67% of all non-hydrogen atoms, are inside the map.

9.5 Map-model fit summary

The table lists the average atom inclusion at the recommended contour level (0.02) and Q-score for the entire model and for each chain.

Chain	Atom inclusion	Q-score
All	 0.6684	 0.2360
A	 0.6693	 0.2340
B	 0.6704	 0.2350
C	 0.6682	 0.2340
D	 0.6698	 0.2350
E	 0.6679	 0.2360
F	 0.6666	 0.2370
G	 0.6679	 0.2360
H	 0.6696	 0.2390
I	 0.6687	 0.2390
J	 0.6679	 0.2390
K	 0.6679	 0.2370
L	 0.6704	 0.2360
M	 0.6658	 0.2360
N	 0.6685	 0.2340
O	 0.6677	 0.2350

