



Full wwPDB X-ray Structure Validation Report ⓘ

Jan 2, 2024 – 04:11 pm GMT

PDB ID : 4V8X
Title : Structure of Thermus thermophilus ribosome
Authors : Feng, S.; Chen, Y.; Kamada, K.; Wang, H.; Tang, K.; Wang, M.; Gao, Y.G.
Deposited on : 2013-07-19
Resolution : 3.35 Å(reported)

This is a Full wwPDB X-ray Structure Validation Report for a publicly released PDB entry.

We welcome your comments at validation@mail.wwpdb.org

A user guide is available at

<https://www.wwpdb.org/validation/2017/XrayValidationReportHelp>

with specific help available everywhere you see the ⓘ symbol.

The types of validation reports are described at

<http://www.wwpdb.org/validation/2017/FAQs#types>.

The following versions of software and data (see [references ⓘ](#)) were used in the production of this report:

MolProbity : 4.02b-467
Mogul : 1.8.4, CSD as541be (2020)
Xtriage (Phenix) : 1.13
EDS : 2.36
Percentile statistics : 20191225.v01 (using entries in the PDB archive December 25th 2019)
Refmac : 5.8.0158
CCP4 : 7.0.044 (Gargrove)
Ideal geometry (proteins) : Engh & Huber (2001)
Ideal geometry (DNA, RNA) : Parkinson et al. (1996)
Validation Pipeline (wwPDB-VP) : 2.36

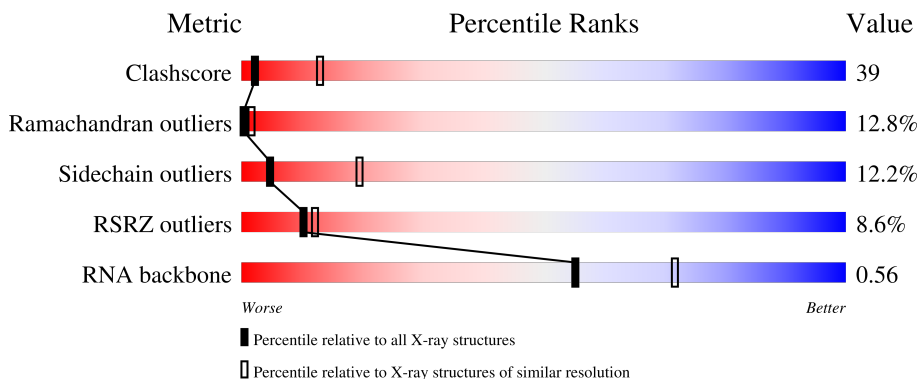
1 Overall quality at a glance

The following experimental techniques were used to determine the structure:

X-RAY DIFFRACTION

The reported resolution of this entry is 3.35 Å.

Percentile scores (ranging between 0-100) for global validation metrics of the entry are shown in the following graphic. The table shows the number of entries on which the scores are based.



Metric	Whole archive (#Entries)	Similar resolution (#Entries, resolution range(Å))
Clashscore	141614	1627 (3.42-3.30)
Ramachandran outliers	138981	1599 (3.42-3.30)
Sidechain outliers	138945	1598 (3.42-3.30)
RSRZ outliers	127900	1507 (3.42-3.30)
RNA backbone	3102	1023 (3.80-2.92)

The table below summarises the geometric issues observed across the polymeric chains and their fit to the electron density. The red, orange, yellow and green segments of the lower bar indicate the fraction of residues that contain outliers for ≥ 3 , 2, 1 and 0 types of geometric quality criteria respectively. A grey segment represents the fraction of residues that are not modelled. The numeric value for each fraction is indicated below the corresponding segment, with a dot representing fractions $\leq 5\%$. The upper red bar (where present) indicates the fraction of residues that have poor fit to the electron density. The numeric value is given above the bar.

Mol	Chain	Length	Quality of chain
1	AA	1504	
1	CA	1504	
2	AB	256	
2	CB	256	
3	AC	239	





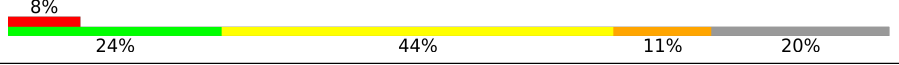
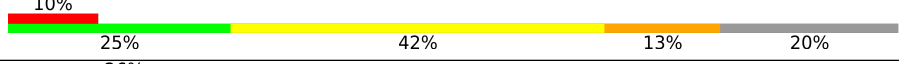

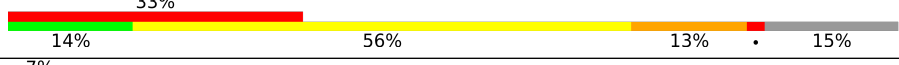
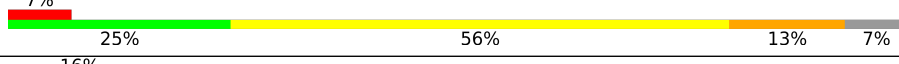
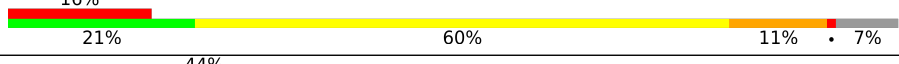
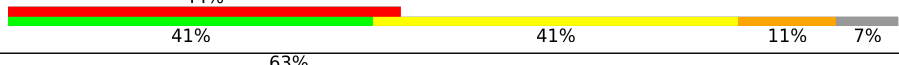
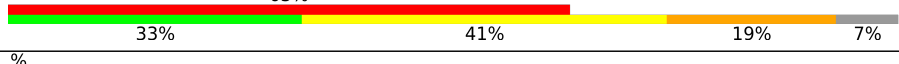
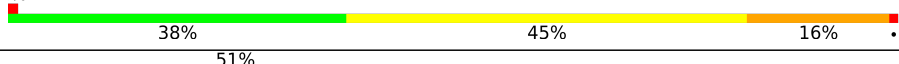

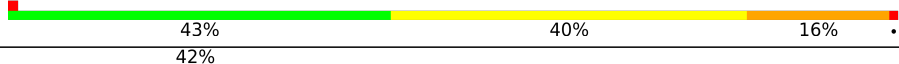
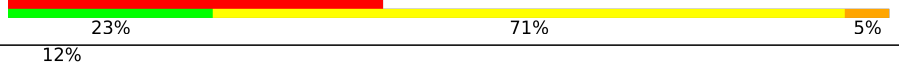


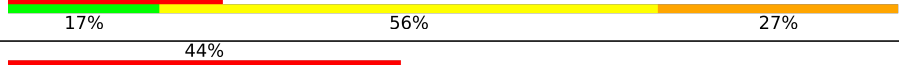
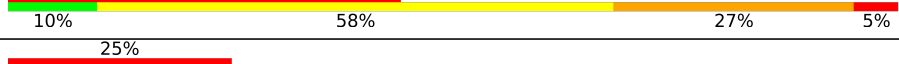
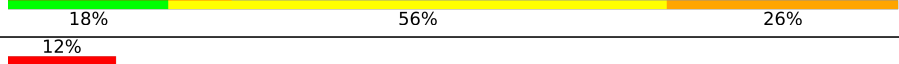



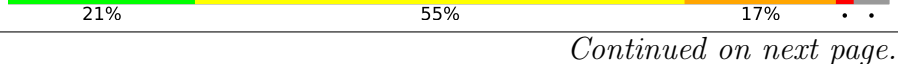
Continued on next page...

Continued from previous page...

Mol	Chain	Length	Quality of chain
3	CC	239	
4	AD	209	
4	CD	209	
5	AE	162	
5	CE	162	
6	AF	101	
6	CF	101	
7	AG	156	
7	CG	156	
8	AH	138	
8	CH	138	
9	AI	128	
9	CI	128	
10	AJ	105	
10	CJ	105	
11	AK	129	
11	CK	129	
12	AL	132	
12	CL	132	
13	AM	126	
13	CM	126	
14	AN	61	
14	CN	61	
15	AO	89	
15	CO	89	

Continued on next page...

Continued from previous page...

Mol	Chain	Length	Quality of chain
16	AP	88	
16	CP	88	
17	AQ	105	
17	CQ	105	
18	AR	88	
18	CR	88	
19	AS	93	
19	CS	93	
20	AT	106	
20	CT	106	
21	AU	27	
21	CU	27	
22	AV	77	
23	AW	77	
23	CV	77	
23	CW	77	
24	AX	25	
25	AY	84	
25	AZ	84	
25	CY	84	
25	CZ	84	
26	B0	85	
26	D0	85	
27	B1	98	
27	D1	98	

Continued on next page...

Continued from previous page...

Mol	Chain	Length	Quality of chain
28	B2	72	
28	D2	72	
29	B3	60	
29	D3	60	
30	B4	71	
30	D4	71	
31	B5	60	
31	D5	60	
32	B6	54	
32	D6	54	
33	B7	49	
33	D7	49	
34	B8	65	
34	D8	65	
35	B9	37	
35	D9	37	
36	BA	2848	
36	DA	2848	
37	BB	119	
37	DB	119	
38	BC	229	
38	DC	229	
39	BD	276	
39	DD	276	
40	BE	206	



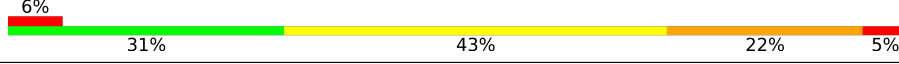
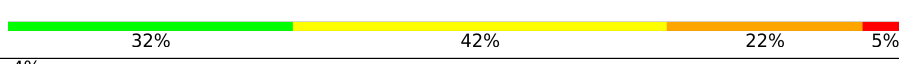
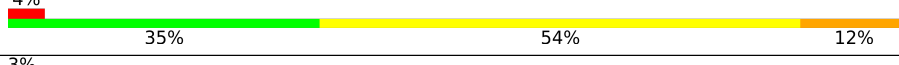
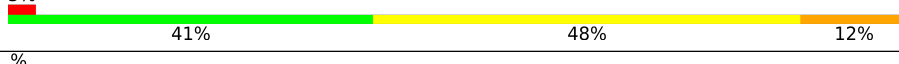
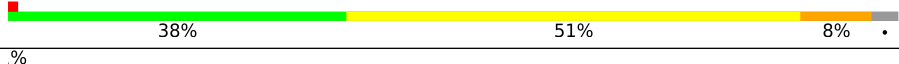
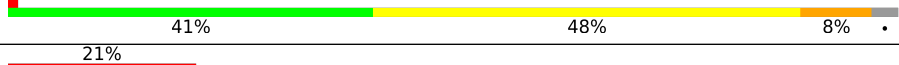
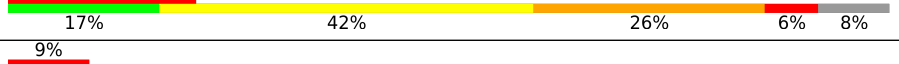



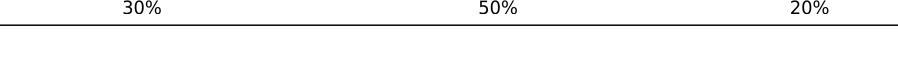
Continued on next page...

Continued from previous page...

Mol	Chain	Length	Quality of chain
40	DE	206	2% 34% 47% 17%
41	BF	210	39% 44% 16%
41	DF	210	3% 39% 43% 17%
42	BG	182	8% 9% 64% 25%
42	DG	182	27% 9% 54% 30% 7%
43	BH	180	34% 18% 59% 14% 8%
43	DH	180	13% 18% 57% 15% 8%
44	BI	148	45% 9% 64% 22%
44	DI	148	16% 13% 59% 22%
45	BJ	130	68% 32%
45	DJ	130	52% 48%
46	BN	140	4% 29% 49% 21%
46	DN	140	27% 51% 20%
47	BO	122	49% 46%
47	DO	122	43% 51% 5%
48	BP	150	9% 20% 39% 34% 5%
48	DP	150	4% 21% 38% 33% 6%
49	BQ	141	38% 48% 13%
49	DQ	141	4% 34% 52% 13%
50	BR	118	25% 53% 19%
50	DR	118	3% 25% 54% 18%
51	BS	112	18% 11% 46% 30% 12%
51	DS	112	22% 12% 45% 31% 12%
52	BT	146	2% 13% 52% 23% 5% 7%
52	DT	146	7% 14% 51% 23% 5% 7%

Continued on next page...

Continued from previous page...

Mol	Chain	Length	Quality of chain
53	BU	118	
53	DU	118	
54	BV	101	
54	DV	101	
55	BW	113	
55	DW	113	
56	BX	96	
56	DX	96	
57	BY	110	
57	DY	110	
58	BZ	206	
58	DZ	206	
59	CX	10	

The following table lists non-polymeric compounds, carbohydrate monomers and non-standard residues in protein, DNA, RNA chains that are outliers for geometric or electron-density-fit criteria:

Mol	Type	Chain	Res	Chirality	Geometry	Clashes	Electron density
24	OMU	AX	19	-	-	X	-
24	A2M	AX	20	-	-	X	X
24	A2M	AX	21	-	-	X	-
59	OMU	CX	19	-	-	X	-
59	A2M	CX	20	-	-	X	-
59	A2M	CX	21	-	-	X	-
60	MG	AA	1601	-	-	-	X
60	MG	AA	1603	-	-	-	X
60	MG	AA	1606	-	-	-	X
60	MG	AA	1608	-	-	-	X
60	MG	AA	1612	-	-	-	X
60	MG	AA	1614	-	-	-	X
60	MG	AA	1623	-	-	-	X
60	MG	AA	1624	-	-	-	X
60	MG	AA	1625	-	-	-	X

Continued on next page...

Continued from previous page...

Mol	Type	Chain	Res	Chirality	Geometry	Clashes	Electron density
60	MG	AA	1627	-	-	-	X
60	MG	AA	1633	-	-	-	X
60	MG	AA	1634	-	-	-	X
60	MG	AA	1636	-	-	-	X
60	MG	AA	1641	-	-	-	X
60	MG	AA	1642	-	-	-	X
60	MG	AA	1643	-	-	-	X
60	MG	AA	1645	-	-	-	X
60	MG	AA	1646	-	-	-	X
60	MG	AA	1649	-	-	-	X
60	MG	AA	1650	-	-	-	X
60	MG	AA	1661	-	-	-	X
60	MG	AA	1662	-	-	-	X
60	MG	AA	1665	-	-	-	X
60	MG	AA	1667	-	-	-	X
60	MG	AA	1670	-	-	-	X
60	MG	AA	1672	-	-	-	X
60	MG	AA	1674	-	-	-	X
60	MG	AA	1675	-	-	-	X
60	MG	AA	1686	-	-	-	X
60	MG	AV	101	-	-	-	X
60	MG	B1	101	-	-	-	X
60	MG	BA	2908	-	-	-	X
60	MG	BA	2920	-	-	-	X
60	MG	BA	2949	-	-	-	X
60	MG	BA	2960	-	-	-	X
60	MG	BA	2965	-	-	-	X
60	MG	BA	2970	-	-	-	X
60	MG	BA	2973	-	-	-	X
60	MG	BA	2977	-	-	-	X
60	MG	BA	2988	-	-	-	X
60	MG	BA	2995	-	-	-	X
60	MG	BA	2996	-	-	-	X
60	MG	BA	3002	-	-	-	X
60	MG	BA	3008	-	-	-	X
60	MG	BA	3011	-	-	-	X
60	MG	BA	3012	-	-	-	X
60	MG	BA	3015	-	-	-	X
60	MG	BA	3017	-	-	-	X
60	MG	BA	3018	-	-	-	X
60	MG	BA	3020	-	-	-	X
60	MG	BA	3022	-	-	-	X

Continued on next page...

Continued from previous page...

Mol	Type	Chain	Res	Chirality	Geometry	Clashes	Electron density
60	MG	BA	3030	-	-	-	X
60	MG	BA	3032	-	-	-	X
60	MG	BA	3040	-	-	-	X
60	MG	BA	3046	-	-	-	X
60	MG	BA	3051	-	-	-	X
60	MG	BA	3053	-	-	-	X
60	MG	BA	3060	-	-	-	X
60	MG	BA	3063	-	-	-	X
60	MG	BA	3064	-	-	-	X
60	MG	BA	3066	-	-	-	X
60	MG	BA	3080	-	-	-	X
60	MG	BA	3081	-	-	-	X
60	MG	BA	3083	-	-	-	X
60	MG	BA	3084	-	-	-	X
60	MG	BA	3086	-	-	-	X
60	MG	BA	3089	-	-	-	X
60	MG	BA	3090	-	-	-	X
60	MG	BA	3093	-	-	-	X
60	MG	BA	3094	-	-	-	X
60	MG	BA	3098	-	-	-	X
60	MG	BA	3100	-	-	-	X
60	MG	BA	3101	-	-	-	X
60	MG	BA	3102	-	-	-	X
60	MG	BA	3106	-	-	-	X
60	MG	BA	3107	-	-	-	X
60	MG	BA	3108	-	-	-	X
60	MG	BA	3109	-	-	-	X
60	MG	BA	3114	-	-	-	X
60	MG	BA	3115	-	-	-	X
60	MG	BA	3120	-	-	-	X
60	MG	BA	3121	-	-	-	X
60	MG	BA	3123	-	-	-	X
60	MG	BA	3124	-	-	-	X
60	MG	BA	3126	-	-	-	X
60	MG	BA	3128	-	-	-	X
60	MG	BA	3129	-	-	-	X
60	MG	BB	201	-	-	-	X
60	MG	BF	301	-	-	-	X
60	MG	CA	1601	-	-	-	X
60	MG	CA	1603	-	-	-	X
60	MG	CA	1604	-	-	-	X
60	MG	CA	1606	-	-	-	X

Continued on next page...

Continued from previous page...

Mol	Type	Chain	Res	Chirality	Geometry	Clashes	Electron density
60	MG	CA	1607	-	-	-	X
60	MG	CA	1612	-	-	-	X
60	MG	CA	1613	-	-	-	X
60	MG	CA	1618	-	-	-	X
60	MG	CA	1622	-	-	-	X
60	MG	CA	1624	-	-	-	X
60	MG	CA	1626	-	-	-	X
60	MG	CA	1627	-	-	-	X
60	MG	CA	1629	-	-	-	X
60	MG	CA	1631	-	-	-	X
60	MG	CA	1633	-	-	-	X
60	MG	CA	1636	-	-	-	X
60	MG	CA	1637	-	-	-	X
60	MG	CA	1640	-	-	-	X
60	MG	CA	1641	-	-	-	X
60	MG	CA	1644	-	-	-	X
60	MG	CA	1650	-	-	-	X
60	MG	CA	1653	-	-	-	X
60	MG	CA	1654	-	-	-	X
60	MG	CA	1662	-	-	-	X
60	MG	CA	1664	-	-	-	X
60	MG	CA	1665	-	-	-	X
60	MG	CA	1666	-	-	-	X
60	MG	CA	1667	-	-	-	X
60	MG	CA	1671	-	-	-	X
60	MG	CA	1672	-	-	-	X
60	MG	CA	1677	-	-	-	X
60	MG	CA	1678	-	-	-	X
60	MG	CA	1680	-	-	-	X
60	MG	CA	1686	-	-	-	X
60	MG	CA	1687	-	-	-	X
60	MG	CA	1688	-	-	-	X
60	MG	CA	1689	-	-	-	X
60	MG	CA	1690	-	-	-	X
60	MG	CA	1691	-	-	-	X
60	MG	CA	1692	-	-	-	X
60	MG	CA	1694	-	-	-	X
60	MG	CA	1696	-	-	-	X
60	MG	CA	1698	-	-	-	X
60	MG	CA	1700	-	-	-	X
60	MG	CA	1702	-	-	-	X
60	MG	CG	201	-	-	-	X

Continued on next page...

Continued from previous page...

Mol	Type	Chain	Res	Chirality	Geometry	Clashes	Electron density
60	MG	CV	102	-	-	-	X
60	MG	DA	2901	-	-	-	X
60	MG	DA	2929	-	-	-	X
60	MG	DA	2942	-	-	-	X
60	MG	DA	2949	-	-	-	X
60	MG	DA	2962	-	-	-	X
60	MG	DA	2964	-	-	-	X
60	MG	DA	2965	-	-	-	X
60	MG	DA	2969	-	-	-	X
60	MG	DA	2972	-	-	-	X
60	MG	DA	2975	-	-	-	X
60	MG	DA	2986	-	-	-	X
60	MG	DA	2990	-	-	-	X
60	MG	DA	2991	-	-	-	X
60	MG	DA	2998	-	-	-	X
60	MG	DA	3003	-	-	-	X
60	MG	DA	3004	-	-	-	X
60	MG	DA	3009	-	-	-	X
60	MG	DA	3010	-	-	-	X
60	MG	DA	3014	-	-	-	X
60	MG	DA	3018	-	-	-	X
60	MG	DA	3019	-	-	-	X
60	MG	DA	3024	-	-	-	X
60	MG	DA	3027	-	-	-	X
60	MG	DA	3029	-	-	-	X
60	MG	DA	3031	-	-	-	X
60	MG	DA	3035	-	-	-	X
60	MG	DA	3037	-	-	-	X
60	MG	DA	3039	-	-	-	X
60	MG	DA	3041	-	-	-	X
60	MG	DA	3046	-	-	-	X
60	MG	DA	3048	-	-	-	X
60	MG	DA	3056	-	-	-	X
60	MG	DA	3057	-	-	-	X
60	MG	DA	3058	-	-	-	X
60	MG	DA	3061	-	-	-	X
60	MG	DA	3063	-	-	-	X
60	MG	DA	3068	-	-	-	X
60	MG	DA	3070	-	-	-	X
60	MG	DA	3071	-	-	-	X
60	MG	DA	3072	-	-	-	X
60	MG	DA	3077	-	-	-	X

Continued on next page...

Continued from previous page...

Mol	Type	Chain	Res	Chirality	Geometry	Clashes	Electron density
60	MG	DA	3080	-	-	-	X
60	MG	DA	3081	-	-	-	X
60	MG	DA	3082	-	-	-	X
60	MG	DA	3083	-	-	-	X
60	MG	DA	3085	-	-	-	X
60	MG	DA	3088	-	-	-	X
60	MG	DA	3089	-	-	-	X
60	MG	DA	3090	-	-	-	X
60	MG	DA	3094	-	-	-	X
60	MG	DA	3096	-	-	-	X
60	MG	DA	3097	-	-	-	X
60	MG	DA	3098	-	-	-	X
60	MG	DA	3099	-	-	-	X
60	MG	DA	3100	-	-	-	X
60	MG	DA	3104	-	-	-	X
60	MG	DA	3106	-	-	-	X
60	MG	DA	3114	-	-	-	X
60	MG	DA	3115	-	-	-	X
60	MG	DA	3117	-	-	-	X
60	MG	DA	3122	-	-	-	X
60	MG	DA	3124	-	-	-	X
60	MG	DA	3125	-	-	-	X
60	MG	DA	3132	-	-	-	X
60	MG	DA	3135	-	-	-	X
60	MG	DA	3137	-	-	-	X
60	MG	DA	3141	-	-	-	X
60	MG	DB	201	-	-	-	X
60	MG	DR	201	-	-	-	X
60	MG	DX	101	-	-	-	X
61	ZN	AD	301	-	-	X	-

2 Entry composition

There are 61 unique types of molecules in this entry. The entry contains 298206 atoms, of which 0 are hydrogens and 0 are deuteriums.

In the tables below, the ZeroOcc column contains the number of atoms modelled with zero occupancy, the AltConf column contains the number of residues with at least one atom in alternate conformation and the Trace column contains the number of residues modelled with at most 2 atoms.

- Molecule 1 is a RNA chain called 16S ribosomal RNA.

Mol	Chain	Residues	Atoms					ZeroOcc	AltConf	Trace
			Total	C	N	O	P			
1	AA	1504	Total 32329	C 14390	N 5992	O 10444	P 1503	0	0	0
1	CA	1504	Total 32329	C 14390	N 5992	O 10444	P 1503	0	0	0

- Molecule 2 is a protein called 30S RIBOSOMAL PROTEIN S2.

Mol	Chain	Residues	Atoms					ZeroOcc	AltConf	Trace
			Total	C	N	O	S			
2	AB	235	Total 1901	C 1213	N 342	O 341	S 5	0	0	1
2	CB	235	Total 1901	C 1213	N 342	O 341	S 5	0	0	1

- Molecule 3 is a protein called 30S RIBOSOMAL PROTEIN S3.

Mol	Chain	Residues	Atoms					ZeroOcc	AltConf	Trace
			Total	C	N	O	S			
3	AC	207	Total 1613	C 1016	N 315	O 281	S 1	0	0	1
3	CC	207	Total 1613	C 1016	N 315	O 281	S 1	0	0	1

- Molecule 4 is a protein called 30S RIBOSOMAL PROTEIN S4.

Mol	Chain	Residues	Atoms					ZeroOcc	AltConf	Trace
			Total	C	N	O	S			
4	AD	208	Total 1703	C 1066	N 339	O 291	S 7	0	0	0
4	CD	208	Total 1703	C 1066	N 339	O 291	S 7	0	0	0

- Molecule 5 is a protein called 30S RIBOSOMAL PROTEIN S5.

Mol	Chain	Residues	Atoms					ZeroOcc	AltConf	Trace
5	AE	151	Total	C	N	O	S	0	0	1
			1147	724	218	201	4			
5	CE	151	Total	C	N	O	S	0	0	1
			1147	724	218	201	4			

- Molecule 6 is a protein called 30S RIBOSOMAL PROTEIN S6.

Mol	Chain	Residues	Atoms					ZeroOcc	AltConf	Trace
6	AF	101	Total	C	N	O	S	0	0	0
			843	531	155	154	3			
6	CF	101	Total	C	N	O	S	0	0	0
			843	531	155	154	3			

- Molecule 7 is a protein called 30S RIBOSOMAL PROTEIN S7.

Mol	Chain	Residues	Atoms					ZeroOcc	AltConf	Trace
7	AG	155	Total	C	N	O	S	0	0	0
			1257	781	252	218	6			
7	CG	155	Total	C	N	O	S	0	0	0
			1257	781	252	218	6			

- Molecule 8 is a protein called 30S RIBOSOMAL PROTEIN S8.

Mol	Chain	Residues	Atoms					ZeroOcc	AltConf	Trace
8	AH	138	Total	C	N	O	S	0	0	0
			1116	705	215	193	3			
8	CH	138	Total	C	N	O	S	0	0	0
			1116	705	215	193	3			

- Molecule 9 is a protein called 30S RIBOSOMAL PROTEIN S9.

Mol	Chain	Residues	Atoms				ZeroOcc	AltConf	Trace
9	AI	127	Total	C	N	O	0	0	0
			1010	639	197	174			
9	CI	127	Total	C	N	O	0	0	0
			1010	639	197	174			

- Molecule 10 is a protein called 30S RIBOSOMAL PROTEIN S10.

Mol	Chain	Residues	Atoms					ZeroOcc	AltConf	Trace
10	AJ	99	Total	C	N	O	S	0	0	1
			795	499	157	138	1			

Continued on next page...

Continued from previous page...

Mol	Chain	Residues	Atoms					ZeroOcc	AltConf	Trace
			Total	C	N	O	S			
10	CJ	99	795	499	157	138	1	0	0	1

- Molecule 11 is a protein called 30S RIBOSOMAL PROTEIN S11.

Mol	Chain	Residues	Atoms					ZeroOcc	AltConf	Trace
			Total	C	N	O	S			
11	AK	119	885	549	168	165	3	0	0	0
11	CK	119	885	549	168	165	3	0	0	0

- Molecule 12 is a protein called 30S RIBOSOMAL PROTEIN S12.

Mol	Chain	Residues	Atoms					ZeroOcc	AltConf	Trace
			Total	C	N	O	S			
12	AL	125	971	611	196	163	1	0	0	1
12	CL	125	971	611	196	163	1	0	0	1

- Molecule 13 is a protein called 30S RIBOSOMAL PROTEIN S13.

Mol	Chain	Residues	Atoms					ZeroOcc	AltConf	Trace
			Total	C	N	O	S			
13	AM	119	938	579	194	163	2	0	0	1
13	CM	119	938	579	194	163	2	0	0	1

- Molecule 14 is a protein called 30S RIBOSOMAL PROTEIN S14 TYPE Z.

Mol	Chain	Residues	Atoms					ZeroOcc	AltConf	Trace
			Total	C	N	O	S			
14	AN	60	492	312	104	72	4	0	0	0
14	CN	60	492	312	104	72	4	0	0	0

- Molecule 15 is a protein called 30S RIBOSOMAL PROTEIN S15.

Mol	Chain	Residues	Atoms					ZeroOcc	AltConf	Trace
			Total	C	N	O	S			
15	AO	88	734	459	147	126	2	0	0	0
15	CO	88	734	459	147	126	2	0	0	0

- Molecule 16 is a protein called 30S RIBOSOMAL PROTEIN S16.

Mol	Chain	Residues	Atoms					ZeroOcc	AltConf	Trace
16	AP	84	Total	C	N	O	S	0	0	1
			701	443	140	117	1			
16	CP	84	Total	C	N	O	S	0	0	1
			701	443	140	117	1			

- Molecule 17 is a protein called 30S RIBOSOMAL PROTEIN S17.

Mol	Chain	Residues	Atoms					ZeroOcc	AltConf	Trace
17	AQ	100	Total	C	N	O	S	0	0	1
			824	528	152	142	2			
17	CQ	100	Total	C	N	O	S	0	0	1
			824	528	152	142	2			

- Molecule 18 is a protein called 30S RIBOSOMAL PROTEIN S18.

Mol	Chain	Residues	Atoms				ZeroOcc	AltConf	Trace
18	AR	70	Total	C	N	O	0	0	0
			574	367	112	95			
18	CR	70	Total	C	N	O	0	0	0
			574	367	112	95			

- Molecule 19 is a protein called 30S RIBOSOMAL PROTEIN S19.

Mol	Chain	Residues	Atoms					ZeroOcc	AltConf	Trace
19	AS	79	Total	C	N	O	S	0	0	1
			630	403	115	110	2			
19	CS	79	Total	C	N	O	S	0	0	1
			630	403	115	110	2			

- Molecule 20 is a protein called 30S RIBOSOMAL PROTEIN S20.

Mol	Chain	Residues	Atoms					ZeroOcc	AltConf	Trace
20	AT	99	Total	C	N	O	S	0	0	0
			763	470	162	129	2			
20	CT	99	Total	C	N	O	S	0	0	0
			763	470	162	129	2			

- Molecule 21 is a protein called 30S RIBOSOMAL PROTEIN THX.

Mol	Chain	Residues	Atoms				ZeroOcc	AltConf	Trace
21	AU	25	Total	C	N	O	0	0	1
			209	128	51	30			
21	CU	25	Total	C	N	O	0	0	1
			209	128	51	30			

- Molecule 22 is a RNA chain called transfer RNA.

Mol	Chain	Residues	Atoms					ZeroOcc	AltConf	Trace
22	AV	77	Total	C	N	O	P	0	0	0
			1641	733	297	535	76			

- Molecule 23 is a RNA chain called transfer RNA.

Mol	Chain	Residues	Atoms					ZeroOcc	AltConf	Trace
23	AW	77	Total	C	N	O	P	0	0	0
			1640	732	297	535	76			
23	CV	77	Total	C	N	O	P	0	0	0
			1640	732	297	535	76			
23	CW	77	Total	C	N	O	P	0	0	0
			1640	732	297	535	76			

- Molecule 24 is a RNA chain called 5'-R(*GP*GP*CP*AP*AP*GP*GP*AP*GP*GP*UP*AP*AP*AP *AP*AP*UP*G U2M A2M A2MP*AP*AP*AP*A)-3'.

Mol	Chain	Residues	Atoms					ZeroOcc	AltConf	Trace
24	AX	11	Total	C	N	O	P	0	0	0
			239	111	49	69	10			

- Molecule 25 is a protein called TOXIN OF THE YOEB-YEFM TOXIN-ANTITOXIN SYSTEM.

Mol	Chain	Residues	Atoms					ZeroOcc	AltConf	Trace
25	AY	84	Total	C	N	O	S	0	0	0
			722	464	126	130	2			
25	AZ	84	Total	C	N	O	S	0	0	0
			723	464	126	131	2			
25	CY	84	Total	C	N	O	S	0	0	0
			722	464	126	130	2			
25	CZ	84	Total	C	N	O	S	0	0	0
			723	464	126	131	2			

- Molecule 26 is a protein called 50S RIBOSOMAL PROTEIN L27.

Mol	Chain	Residues	Atoms					ZeroOcc	AltConf	Trace
26	B0	84	Total	C	N	O	S	0	0	0
			662	410	140	111	1			
26	D0	84	Total	C	N	O	S	0	0	0
			662	410	140	111	1			

- Molecule 27 is a protein called 50S RIBOSOMAL PROTEIN L28.

Mol	Chain	Residues	Atoms					ZeroOcc	AltConf	Trace
27	B1	94	Total	C	N	O	S	0	0	1
			732	460	146	125	1			
27	D1	94	Total	C	N	O	S	0	0	1
			732	460	146	125	1			

- Molecule 28 is a protein called 50S RIBOSOMAL PROTEIN L29.

Mol	Chain	Residues	Atoms					ZeroOcc	AltConf	Trace
28	B2	71	Total	C	N	O	S	0	0	0
			598	370	121	106	1			
28	D2	71	Total	C	N	O	S	0	0	0
			598	370	121	106	1			

- Molecule 29 is a protein called 50S RIBOSOMAL PROTEIN L30.

Mol	Chain	Residues	Atoms					ZeroOcc	AltConf	Trace
29	B3	60	Total	C	N	O	S	0	0	1
			468	298	91	78	1			
29	D3	60	Total	C	N	O	S	0	0	1
			468	298	91	78	1			

- Molecule 30 is a protein called 50S RIBOSOMAL PROTEIN L31.

Mol	Chain	Residues	Atoms					ZeroOcc	AltConf	Trace
30	B4	58	Total	C	N	O	S	0	0	1
			451	285	78	83	5			
30	D4	58	Total	C	N	O	S	0	0	1
			451	285	78	83	5			

- Molecule 31 is a protein called 50S RIBOSOMAL PROTEIN L32.

Mol	Chain	Residues	Atoms					ZeroOcc	AltConf	Trace
31	B5	56	Total	C	N	O	S	0	0	1
			428	267	87	69	5			

Continued on next page...

Continued from previous page...

Mol	Chain	Residues	Atoms					ZeroOcc	AltConf	Trace
31	D5	56	Total	C	N	O	S	0	0	1
			428	267	87	69	5			

- Molecule 32 is a protein called 50S RIBOSOMAL PROTEIN L33.

Mol	Chain	Residues	Atoms					ZeroOcc	AltConf	Trace
32	B6	50	Total	C	N	O	S	0	0	0
			433	270	88	71	4			
32	D6	50	Total	C	N	O	S	0	0	0
			433	270	88	71	4			

- Molecule 33 is a protein called 50S RIBOSOMAL PROTEIN L34.

Mol	Chain	Residues	Atoms					ZeroOcc	AltConf	Trace
33	B7	48	Total	C	N	O	S	0	0	1
			410	251	103	54	2			
33	D7	48	Total	C	N	O	S	0	0	1
			410	251	103	54	2			

- Molecule 34 is a protein called 50S RIBOSOMAL PROTEIN L35.

Mol	Chain	Residues	Atoms					ZeroOcc	AltConf	Trace
34	B8	64	Total	C	N	O	S	0	0	1
			508	326	102	78	2			
34	D8	64	Total	C	N	O	S	0	0	1
			508	326	102	78	2			

- Molecule 35 is a protein called 50S RIBOSOMAL PROTEIN L36.

Mol	Chain	Residues	Atoms					ZeroOcc	AltConf	Trace
35	B9	37	Total	C	N	O	S	0	0	0
			307	188	68	47	4			
35	D9	37	Total	C	N	O	S	0	0	0
			307	188	68	47	4			

- Molecule 36 is a RNA chain called 23S ribosomal RNA.

Mol	Chain	Residues	Atoms					ZeroOcc	AltConf	Trace
36	BA	2848	Total	C	N	O	P	0	0	0
			61341	27300	11478	19716	2847			
36	DA	2848	Total	C	N	O	P	0	0	0
			61341	27300	11478	19716	2847			

- Molecule 37 is a RNA chain called 5S ribosomal RNA.

Mol	Chain	Residues	Atoms					ZeroOcc	AltConf	Trace
			Total	C	N	O	P			
37	BB	119	2551	1136	471	826	118	0	0	0
37	DB	119	2551	1136	471	826	118	0	0	0

- Molecule 38 is a protein called 50S RIBOSOMAL PROTEIN L1.

Mol	Chain	Residues	Atoms					ZeroOcc	AltConf	Trace
			Total	C	N	O	S			
38	BC	120	937	590	174	172	1	0	0	0
38	DC	120	937	590	174	172	1	0	0	0

- Molecule 39 is a protein called 50S RIBOSOMAL PROTEIN L2.

Mol	Chain	Residues	Atoms					ZeroOcc	AltConf	Trace
			Total	C	N	O	S			
39	BD	272	2105	1329	417	356	3	0	0	1
39	DD	272	2105	1329	417	356	3	0	0	1

- Molecule 40 is a protein called 50S RIBOSOMAL PROTEIN L3.

Mol	Chain	Residues	Atoms					ZeroOcc	AltConf	Trace
			Total	C	N	O	S			
40	BE	205	1564	988	300	270	6	0	0	1
40	DE	205	1564	988	300	270	6	0	0	1

- Molecule 41 is a protein called 50S RIBOSOMAL PROTEIN L4.

Mol	Chain	Residues	Atoms					ZeroOcc	AltConf	Trace
			Total	C	N	O	S			
41	BF	208	1624	1035	304	282	3	0	0	1
41	DF	208	1624	1035	304	282	3	0	0	1

- Molecule 42 is a protein called 50S RIBOSOMAL PROTEIN L5.

Mol	Chain	Residues	Atoms					ZeroOcc	AltConf	Trace
42	BG	181	Total	C	N	O	S	0	0	0
			1474	942	268	260	4			
42	DG	181	Total	C	N	O	S	0	0	0
			1474	942	268	260	4			

- Molecule 43 is a protein called 50S RIBOSOMAL PROTEIN L6.

Mol	Chain	Residues	Atoms					ZeroOcc	AltConf	Trace
43	BH	165	Total	C	N	O	S	0	0	1
			1260	800	234	225	1			
43	DH	165	Total	C	N	O	S	0	0	1
			1260	800	234	225	1			

- Molecule 44 is a protein called 50S RIBOSOMAL PROTEIN L9.

Mol	Chain	Residues	Atoms					ZeroOcc	AltConf	Trace
44	BI	146	Total	C	N	O	S	0	0	1
			1132	723	201	207	1			
44	DI	146	Total	C	N	O	S	0	0	1
			1132	723	201	207	1			

- Molecule 45 is a protein called 50S RIBOSOMAL PROTEIN L10.

Mol	Chain	Residues	Atoms				ZeroOcc	AltConf	Trace
45	BJ	130	Total	C	N	O	0	0	0
			651	390	130	131			
45	DJ	130	Total	C	N	O	0	0	0
			651	390	130	131			

- Molecule 46 is a protein called 50S RIBOSOMAL PROTEIN L13.

Mol	Chain	Residues	Atoms					ZeroOcc	AltConf	Trace
46	BN	139	Total	C	N	O	S	0	0	1
			1105	712	207	182	4			
46	DN	139	Total	C	N	O	S	0	0	1
			1105	712	207	182	4			

- Molecule 47 is a protein called 50S RIBOSOMAL PROTEIN L14.

Mol	Chain	Residues	Atoms					ZeroOcc	AltConf	Trace
47	BO	122	Total	C	N	O	S	0	0	0
			933	588	171	170	4			

Continued on next page...

Continued from previous page...

Mol	Chain	Residues	Atoms					ZeroOcc	AltConf	Trace
47	DO	122	Total	C	N	O	S	0	0	0
			933	588	171	170	4			

- Molecule 48 is a protein called 50S RIBOSOMAL PROTEIN L15.

Mol	Chain	Residues	Atoms					ZeroOcc	AltConf	Trace
48	BP	146	Total	C	N	O	S	0	0	0
			1114	692	227	193	2			
48	DP	146	Total	C	N	O	S	0	0	0
			1114	692	227	193	2			

- Molecule 49 is a protein called 50S RIBOSOMAL PROTEIN L16.

Mol	Chain	Residues	Atoms					ZeroOcc	AltConf	Trace
49	BQ	141	Total	C	N	O	S	0	0	1
			1113	710	211	185	7			
49	DQ	141	Total	C	N	O	S	0	0	1
			1113	710	211	185	7			

- Molecule 50 is a protein called 50S RIBOSOMAL PROTEIN L17.

Mol	Chain	Residues	Atoms				ZeroOcc	AltConf	Trace
50	BR	117	Total	C	N	O	0	0	0
			960	599	202	159			
50	DR	117	Total	C	N	O	0	0	0
			960	599	202	159			

- Molecule 51 is a protein called 50S RIBOSOMAL PROTEIN L18.

Mol	Chain	Residues	Atoms				ZeroOcc	AltConf	Trace
51	BS	99	Total	C	N	O	0	0	1
			771	486	155	130			
51	DS	99	Total	C	N	O	0	0	1
			771	486	155	130			

- Molecule 52 is a protein called 50S RIBOSOMAL PROTEIN L19.

Mol	Chain	Residues	Atoms					ZeroOcc	AltConf	Trace
52	BT	136	Total	C	N	O	S	0	0	1
			1124	699	231	193	1			
52	DT	136	Total	C	N	O	S	0	0	1
			1124	699	231	193	1			

- Molecule 53 is a protein called 50S RIBOSOMAL PROTEIN L20.

Mol	Chain	Residues	Atoms					ZeroOcc	AltConf	Trace
			Total	C	N	O	S			
53	BU	117	Total 958	C 604	N 202	O 151	S 1	0	0	0
53	DU	117	Total 958	C 604	N 202	O 151	S 1	0	0	0

- Molecule 54 is a protein called 50S RIBOSOMAL PROTEIN L21.

Mol	Chain	Residues	Atoms					ZeroOcc	AltConf	Trace
			Total	C	N	O	S			
54	BV	101	Total 779	C 501	N 142	O 135	S 1	0	0	0
54	DV	101	Total 779	C 501	N 142	O 135	S 1	0	0	0

- Molecule 55 is a protein called 50S RIBOSOMAL PROTEIN L22.

Mol	Chain	Residues	Atoms					ZeroOcc	AltConf	Trace
			Total	C	N	O	S			
55	BW	113	Total 896	C 563	N 176	O 155	S 2	0	0	0
55	DW	113	Total 896	C 563	N 176	O 155	S 2	0	0	0

- Molecule 56 is a protein called 50S RIBOSOMAL PROTEIN L23.

Mol	Chain	Residues	Atoms				ZeroOcc	AltConf	Trace
			Total	C	N	O			
56	BX	93	Total 726	C 471	N 132	O 123	0	0	1
56	DX	93	Total 726	C 471	N 132	O 123	0	0	1

- Molecule 57 is a protein called 50S RIBOSOMAL PROTEIN L24.

Mol	Chain	Residues	Atoms					ZeroOcc	AltConf	Trace
			Total	C	N	O	S			
57	BY	101	Total 776	C 500	N 149	O 123	S 4	0	0	1
57	DY	101	Total 776	C 500	N 149	O 123	S 4	0	0	1

- Molecule 58 is a protein called 50S RIBOSOMAL PROTEIN L25.

Mol	Chain	Residues	Atoms					ZeroOcc	AltConf	Trace
58	BZ	185	Total	C	N	O	S	0	0	1
			1468	936	262	268	2			
58	DZ	185	Total	C	N	O	S	0	0	1
			1468	936	262	268	2			

- Molecule 59 is a RNA chain called BACTERIAL TOXIN YOEB.

Mol	Chain	Residues	Atoms					ZeroOcc	AltConf	Trace
59	CX	10	Total	C	N	O	P	0	0	0
			217	101	44	63	9			

- Molecule 60 is MAGNESIUM ION (three-letter code: MG) (formula: Mg).

Mol	Chain	Residues	Atoms		ZeroOcc	AltConf
60	AA	103	Total	Mg	0	0
			103	103		
60	AL	1	Total	Mg	0	0
			1	1		
60	AV	1	Total	Mg	0	0
			1	1		
60	AX	1	Total	Mg	0	0
			1	1		
60	B0	1	Total	Mg	0	0
			1	1		
60	B1	2	Total	Mg	0	0
			2	2		
60	B5	2	Total	Mg	0	0
			2	2		
60	BA	236	Total	Mg	0	0
			236	236		
60	BB	2	Total	Mg	0	0
			2	2		
60	BF	1	Total	Mg	0	0
			1	1		
60	BP	1	Total	Mg	0	0
			1	1		
60	BX	1	Total	Mg	0	0
			1	1		
60	CA	103	Total	Mg	0	0
			103	103		
60	CG	1	Total	Mg	0	0
			1	1		
60	CL	1	Total	Mg	0	0
			1	1		

Continued on next page...

Continued from previous page...

Mol	Chain	Residues	Atoms	ZeroOcc	AltConf
60	CV	2	Total Mg 2 2	0	0
60	D1	1	Total Mg 1 1	0	0
60	D5	1	Total Mg 1 1	0	0
60	DA	242	Total Mg 242 242	0	0
60	DB	1	Total Mg 1 1	0	0
60	DF	1	Total Mg 1 1	0	0
60	DR	1	Total Mg 1 1	0	0
60	DX	1	Total Mg 1 1	0	0

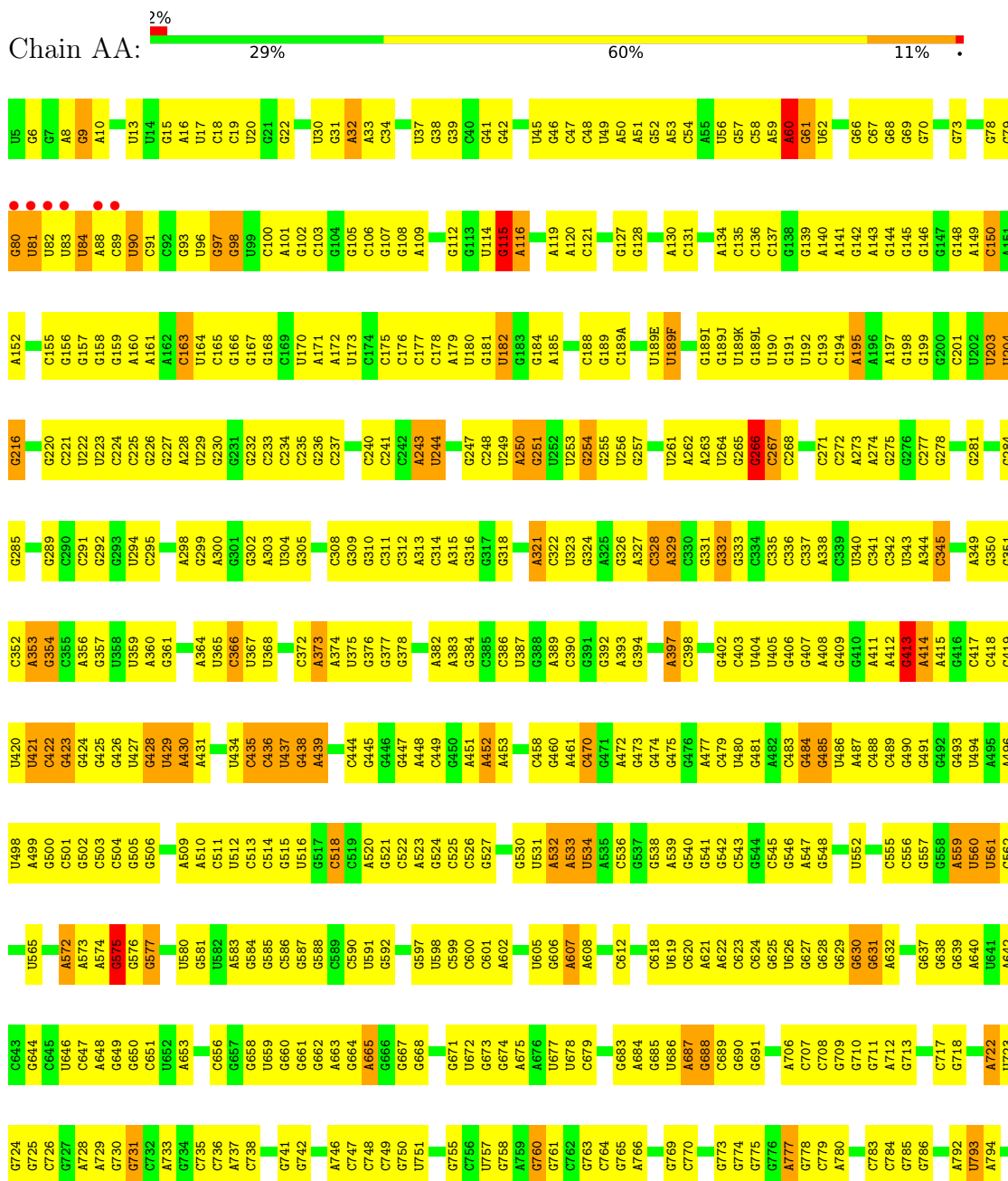
- Molecule 61 is ZINC ION (three-letter code: ZN) (formula: Zn).

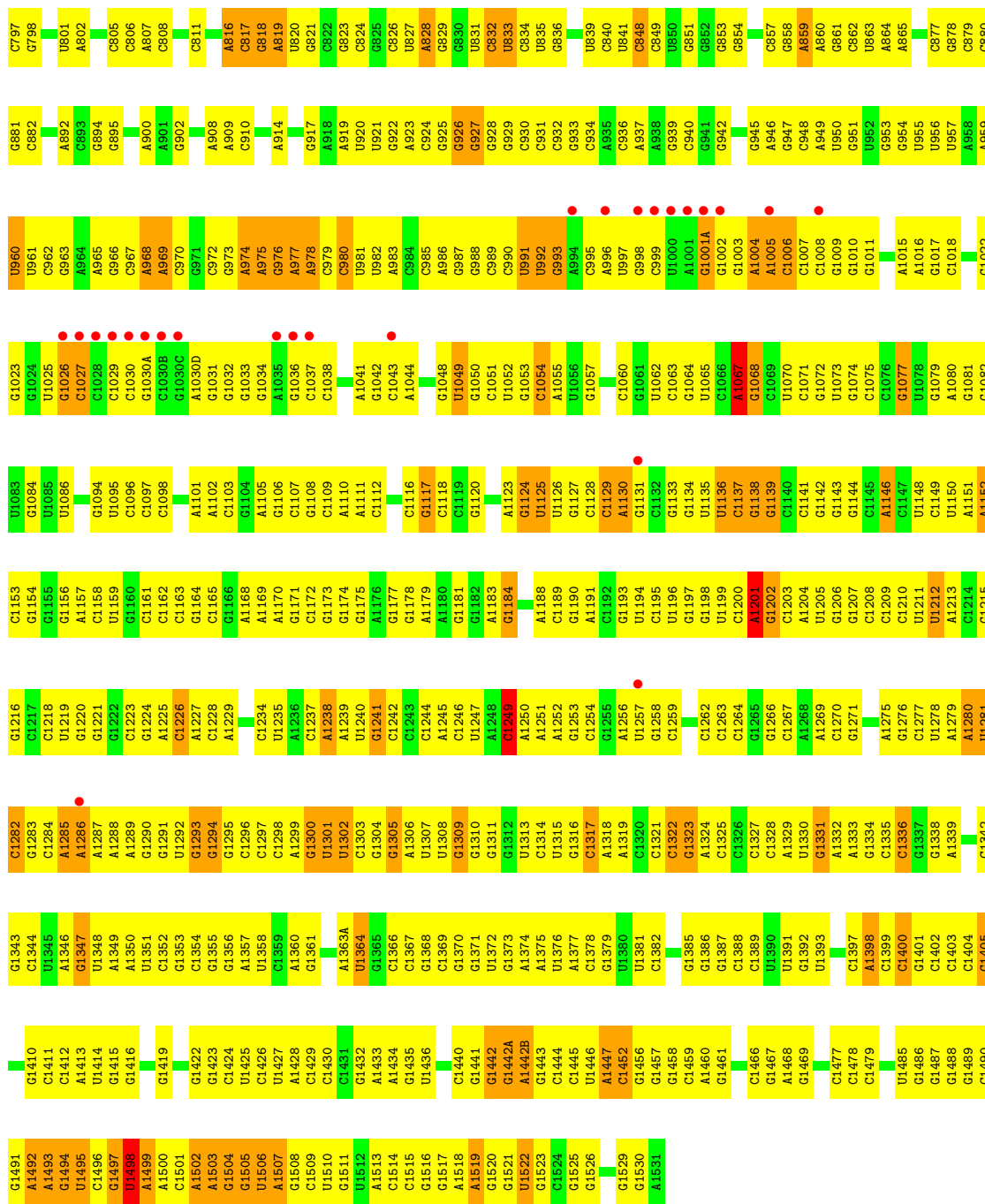
Mol	Chain	Residues	Atoms	ZeroOcc	AltConf
61	AD	1	Total Zn 1 1	0	0
61	AN	1	Total Zn 1 1	0	0
61	CD	1	Total Zn 1 1	0	0
61	CN	1	Total Zn 1 1	0	0

3 Residue-property plots

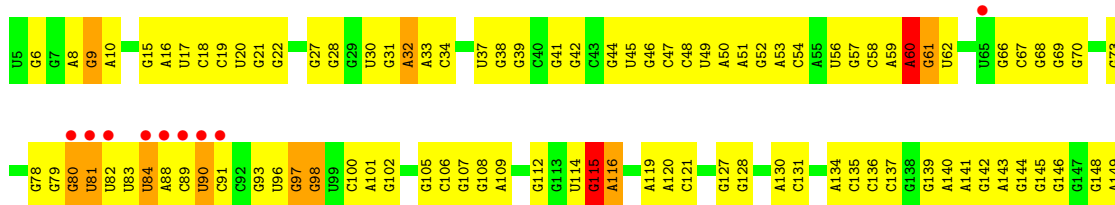
These plots are drawn for all protein, RNA, DNA and oligosaccharide chains in the entry. The first graphic for a chain summarises the proportions of the various outlier classes displayed in the second graphic. The second graphic shows the sequence view annotated by issues in geometry and electron density. Residues are color-coded according to the number of geometric quality criteria for which they contain at least one outlier: green = 0, yellow = 1, orange = 2 and red = 3 or more. A red dot above a residue indicates a poor fit to the electron density ($RSRZ > 2$). Stretches of 2 or more consecutive residues without any outlier are shown as a green connector. Residues present in the sample, but not in the model, are shown in grey.

- Molecule 1: 16S ribosomal RNA

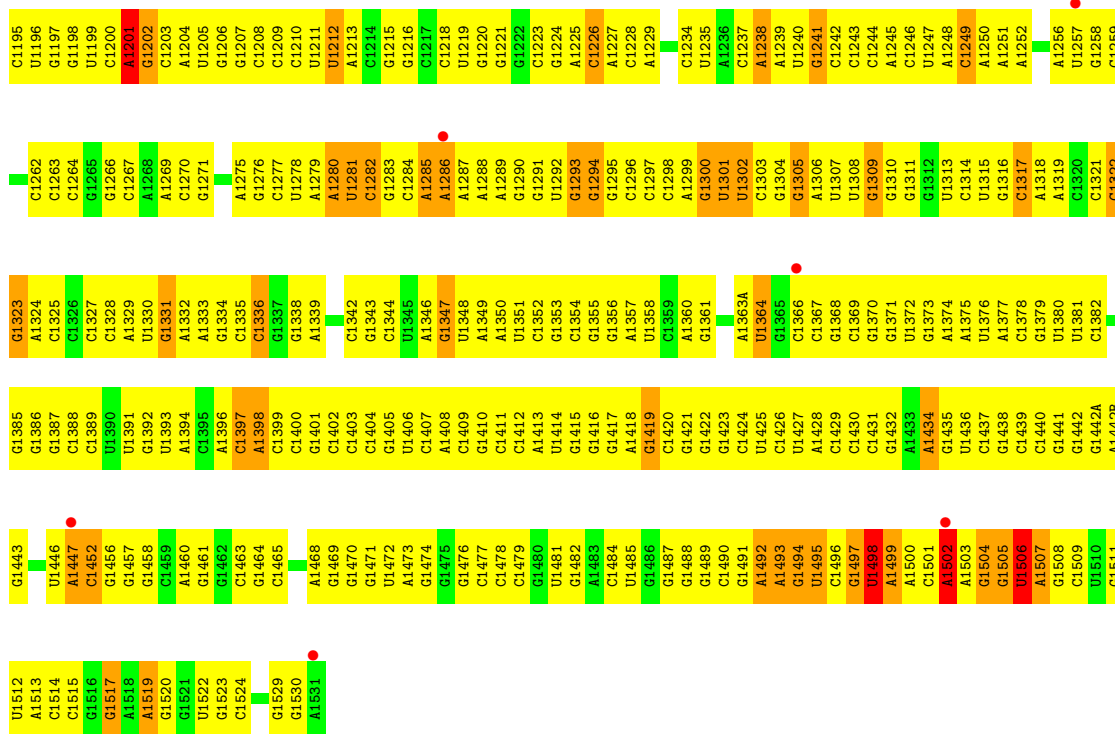




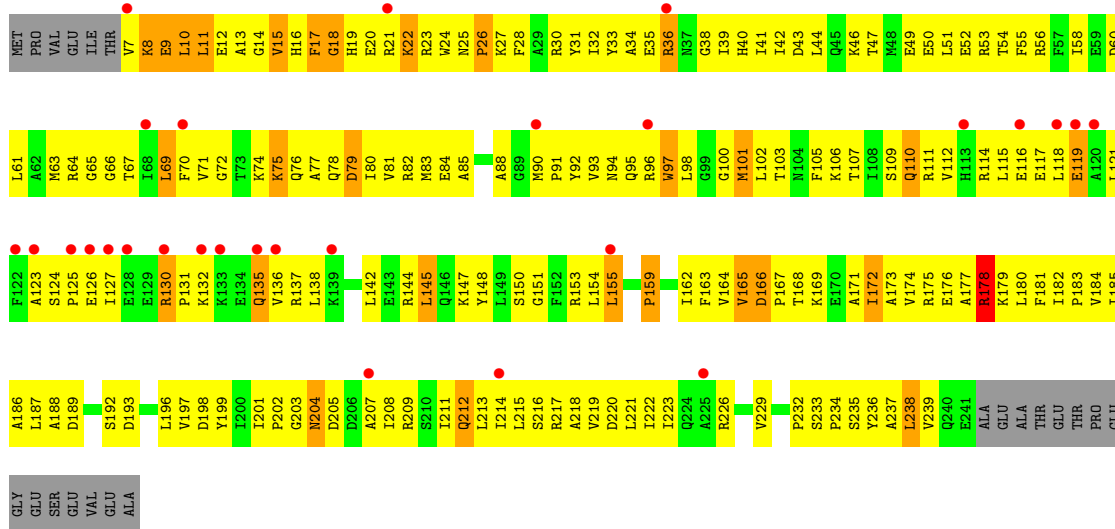
• Molecule 1: 16S ribosomal RNA



G1131	G1132	G1133	G1134	G1135	G1136	G1137	G1138	G1139	G1140	G1141	G1142	G1143	G1144	G1145	G1146	G1147	G1148	G1149	G1150	G1151	G1152	G1153	G1154	G1155	G1156	G1157	G1158	G1159	G1160	G1161	G1162	G1163	G1164	G1165	G1166	G1167	G1168	G1169	G1170	G1171	G1172	G1173	G1174	G1175	G1176	G1177	G1178	G1179	G1180	G1181	G1182	G1183	G1184	G1185	G1186	G1187	G1188	G1189	G1190	G1191	G1192	G1193	G1194	G1195	G1196	G1197	G1198	G1199	G1200	G1201	G1202	G1203	G1204	G1205	G1206	G1207	G1208	G1209	G1210	G1211	G1212	G1213	G1214	G1215	G1216	G1217	G1218	G1219	G1220	G1221	G1222	G1223	G1224	G1225	G1226	G1227	G1228	G1229	G1230	G1231	G1232	G1233	G1234	G1235	G1236	G1237	G1238	G1239	G1240	G1241	G1242	G1243	G1244	G1245	G1246	G1247	G1248	G1249	G1250	G1251	G1252	G1253	G1254	G1255	G1256	G1257	G1258	G1259	G1260	G1261	G1262	G1263	G1264	G1265	G1266	G1267	G1268	G1269	G1270	G1271	G1272	G1273	G1274	G1275	G1276	G1277	G1278	G1279	G1280	G1281																																																																																																																																																																																																																																																																																																																																																																																																																																																																																																																																																																																																																							
C1063	C1064	C1065	C1066	C1067	C1068	C1069	C1070	C1071	C1072	C1073	C1074	C1075	C1076	C1077	C1078	C1079	C1080	C1081	C1082	C1083	C1084	C1085	C1086	C1087	C1088	C1089	C1090	C1091	C1092	C1093	C1094	C1095	C1096	C1097	C1098	C1099	C1100	C1101	C1102	C1103	C1104	C1105	C1106	C1107	C1108	C1109	C1110	C1111	C1112	C1113	C1114	C1115	C1116	C1117	C1118	C1119	C1120	C1121	C1122	C1123	C1124	C1125	C1126	C1127	C1128	C1129	C1130	C1131	C1132	C1133	C1134	C1135	C1136	C1137	C1138	C1139	C1140	C1141	C1142	C1143	C1144	C1145	C1146	C1147	C1148	C1149	C1150	C1151	C1152	C1153	C1154	C1155	C1156	C1157	C1158	C1159	C1160	C1161	C1162	C1163	C1164	C1165	C1166	C1167	C1168	C1169	C1170	C1171	C1172	C1173	C1174	C1175	C1176	C1177	C1178	C1179	C1180	C1181	C1182	C1183	C1184	C1185	C1186	C1187	C1188	C1189	C1190	C1191	C1192	C1193	C1194	C1195	C1196	C1197	C1198	C1199	C1200	C1201	C1202	C1203	C1204	C1205	C1206	C1207	C1208	C1209	C1210	C1211	C1212	C1213	C1214	C1215	C1216	C1217	C1218	C1219	C1220	C1221	C1222	C1223	C1224	C1225	C1226	C1227	C1228	C1229	C1230	C1231	C1232	C1233	C1234	C1235	C1236	C1237	C1238	C1239	C1240	C1241	C1242	C1243	C1244	C1245	C1246	C1247	C1248	C1249	C1250	C1251	C1252	C1253	C1254	C1255	C1256	C1257	C1258	C1259	C1260	C1261	C1262	C1263	C1264	C1265	C1266	C1267	C1268	C1269	C1270	C1271	C1272	C1273	C1274	C1275	C1276	C1277	C1278	C1279	C1280	C1281																																																																																																																																																																																																																																																																																																																																																																																																																																																																																																																																																			
U1003	U1004	U1005	U1006	U1007	U1008	U1009	U1010	U1011	U1012	U1013	U1014	U1015	U1016	U1017	U1018	U1019	U1020	U1021	U1022	U1023	U1024	U1025	U1026	U1027	U1028	U1029	U1030	U1031	U1032	U1033	U1034	U1035	U1036	U1037	U1038	U1039	U1040	U1041	U1042	U1043	U1044	U1045	U1046	U1047	U1048	U1049	U1050	U1051	U1052	U1053	U1054	U1055	U1056	U1057	U1058	U1059	U1060	U1061	U1062	U1063	U1064	U1065	U1066	U1067	U1068	U1069	U1070	U1071	U1072	U1073	U1074	U1075	U1076	U1077	U1078	U1079	U1080	U1081	U1082	U1083	U1084	U1085	U1086	U1087	U1088	U1089	U1090	U1091	U1092	U1093	U1094	U1095	U1096	U1097	U1098	U1099	U1100	U1101	U1102	U1103	U1104	U1105	U1106	U1107	U1108	U1109	U1110	U1111	U1112	U1113	U1114	U1115	U1116	U1117	U1118	U1119	U1120	U1121	U1122	U1123	U1124	U1125	U1126	U1127	U1128	U1129	U1130	U1131	U1132	U1133	U1134	U1135	U1136	U1137	U1138	U1139	U1140	U1141	U1142	U1143	U1144	U1145	U1146	U1147	U1148	U1149	U1150	U1151	U1152	U1153	U1154	U1155	U1156	U1157	U1158	U1159	U1160	U1161	U1162	U1163	U1164	U1165	U1166	U1167	U1168	U1169	U1170	U1171	U1172	U1173	U1174	U1175	U1176	U1177	U1178	U1179	U1180	U1181	U1182	U1183	U1184	U1185	U1186	U1187	U1188	U1189	U1190	U1191	U1192	U1193	U1194	U1195	U1196	U1197	U1198	U1199	U1200	U1201	U1202	U1203	U1204	U1205	U1206	U1207	U1208	U1209	U1210	U1211	U1212	U1213	U1214	U1215	U1216	U1217	U1218	U1219	U1220	U1221	U1222	U1223	U1224	U1225	U1226	U1227	U1228	U1229	U1230	U1231	U1232	U1233	U1234	U1235	U1236	U1237	U1238	U1239	U1240	U1241	U1242	U1243	U1244	U1245	U1246	U1247	U1248	U1249	U1250	U1251	U1252	U1253	U1254	U1255	U1256	U1257	U1258	U1259	U1260	U1261	U1262	U1263	U1264	U1265	U1266	U1267	U1268	U1269	U1270	U1271	U1272	U1273	U1274	U1275	U1276	U1277	U1278	U1279	U1280	U1281																																																																																																																																																																																																																																																																																																																																																																																																																																																																																							
A349	A350	A351	A352	A353	A354	A355	A356	A357	A358	A359	A360	A361	A362	A363	A364	A365	A366	A367	A368	A369	A370	A371	A372	A373	A374	A375	A376	A377	A378	A379	A380	A381	A382	A383	A384	A385	A386	A387	A388	A389	A390	A391	A392	A393	A394	A395	A396	A397	A398	A399	A400	A401	A402	A403	A404	A405	A406	A407	A408	A409	A410	A411	A412	A413	A414	A415	A416	A417	A418	A419	A420	A421	A422	A423	A424	A425	A426	A427	A428	A429	A430	A431	A432	A433	A434	A435	A436	A437	A438	A439	A440	A441	A442	A443	A444	A445	A446	A447	A448	A449	A450	A451	A452	A453	A454	A455	A456	A457	A458	A459	A460	A461	A462	A463	A464	A465	A466	A467	A468	A469	A470	A471	A472	A473	A474	A475	A476	A477	A478	A479	A480	A481	A482	A483	A484	A485	A486	A487	A488	A489	A490	A491	A492	A493	A494	A495	A496	A497	A498	A499	A500	A501	A502	A503	A504	A505	A506	A507	A508	A509	A510	A511	A512	A513	A514	A515	A516	A517	A518	A519	A520	A521	A522	A523	A524	A525	A526	A527	A528	A529	A530	A531	A532	A533	A534	A535	A536	A537	A538	A539	A540	A541	A542	A543	A544	A545	A546	A547	A548	A549	A550	A551	A552	A553	A554	A555	A556	A557	A558	A559	A560	A561	A562	A563	A564	A565	A566	A567	A568	A569	A570	A571	A572	A573	A574	A575	A576	A577	A578	A579	A580	A581	A582	A583	A584	A585	A586	A587	A588	A589	A590	A591	A592	A593	A594	A595	A596	A597	A598	A599	A600	A601	A602	A603	A604	A605	A606	A607	A608	A609	A610	A611	A612	A613	A614	A615	A616	A617	A618	A619	A620	A621	A622	A623	A624	A625	A626	A627	A628	A629	A630	A631	A632	A633	A634	A635	A636	A637	A638	A639	A640	A641	A642	A643	A644	A645	A646	A647	A648	A649	A650	A651	A652	A653	A654	A655	A656	A657	A658	A659	A660	A661	A662	A663	A664	A665	A666	A667	A668	A669	A670	A671	A672	A673	A674	A675	A676	A677	A678	A679	A680	A681	A682	A683	A684	A685	A686	A687	A688	A689	A690	A691	A692	A693	A694	A695	A696	A697	A698	A699	A700	A701	A702	A703	A704	A705	A706	A707	A708	A709	A710	A711	A712	A713	A714	A715	A716	A717	A718	A719	A720	A721	A722	A723	A724	A725	A726	A727	A728	A729	A730	A731	A732	A733	A734	A735	A736	A737	A738	A739	A740	A741	A742	A743	A744	A745	A746	A747	A748	A749	A750	A751	A752	A753	A754	A755	A756	A757	A758	A759	A760	A761	A762	A763	A764	A765	A766	A767	A768	A769	A770	A771	A772	A773	A774	A775	A776	A777	A778	A779	A780	A781	A782	A783	A784	A785	A786	A787	A788	A789	A790	A791	A792	A793	A794	A795	A796	A797	A798	A799	A800	A801	A802	A803	A804	A805	A806	A807	A808	A809	A810	A811	A812	A813	A814	A815	A816	A817	A818	A819	A820	A821	A822	A823	A824	A825	A826	A827	A828	A829	A830	A831	A832	A833	A834	A835	A836	A837	A838	A839	A840	A841	A842	A843	A844	A845	A846	A847	A848	A849	A850	A851	A852	A853	A854	A855	A856	A857	A858	A859	A860	A861	A862	A863	A864	A865	A866	A867	A868	A869	A870	A871	A872	A873	A874	A875	A876	A877	A878	A879	A880	A881	A882	A883	A884	A885	A886	A887	A888	A889	A890	A891	A892	A893	A894	A895	A896	A897	A898	A899	A900	A901	A902	A903	A904	A905	A906	A907	A908	A909	A910	A911	A912	A913	A914	A915	A916	A917	A918	A919	A920	A921	A922	A923	A924	A925	A926	A927	A928	A929	A930	A931	A932	A933	A934	A935	A936	A937	A938	A939	A940	A941	A942	A943	A944	A945	A946	A947	A948	A949	A950	A951	A952	A953	A954	A955	A956	A957	A958	A959	A960	A961	A962	A963	A964	A965	A966	A967	A968	A969	A970	A971	A972	A973	A974	A975	A976	A977	A978	A979	A980	A981	A982	A983	A984	A985	A986	A987	A988	A989	A990	A991	A992	A993	A994	A995	A996	A997	A998	A999	A1000	A1001	A1002	A1003	A1004	A1005	A1006	A1007	A1008	A1009	A1010	A1011	A1012	A1013	A1014	A1015	A1016	A1017	A1018	A1019	A1020	A1021	A1022	A1023	A1024	A1025	A1026	A1027	A1028	A1029	A1030	A1031	A1032	A1033	A1034	A1035	A1036	A1037	A1038	A1039	A1040	A1041	A1042	A1043	A1044	A1045	A1046	A1047	A1048	A1049	A1050	A1051	A1052	A1053	A1054	A1055	A1056	A1057	A1058	A1059	A1060	A1061	A1062	A1063	A1064	A1065	A1066	A1067	A1068	A1069	A1070	A1071	A1072	A1073	A1074	A1075	A1076	A1077	A1078	A1079	A1080	A1081	A1082	A1083	A1084	A1085	A1086	A1087	A1088	A1089	A1090	A1091	A1092	A1093	A1094	A1095	A1096	A1097	A10



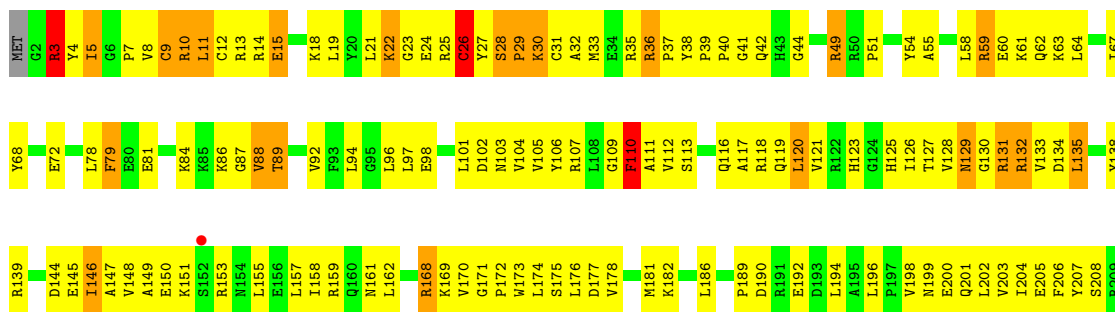
• Molecule 2: 30S RIBOSOMAL PROTEIN S2



• Molecule 2: 30S RIBOSOMAL PROTEIN S2

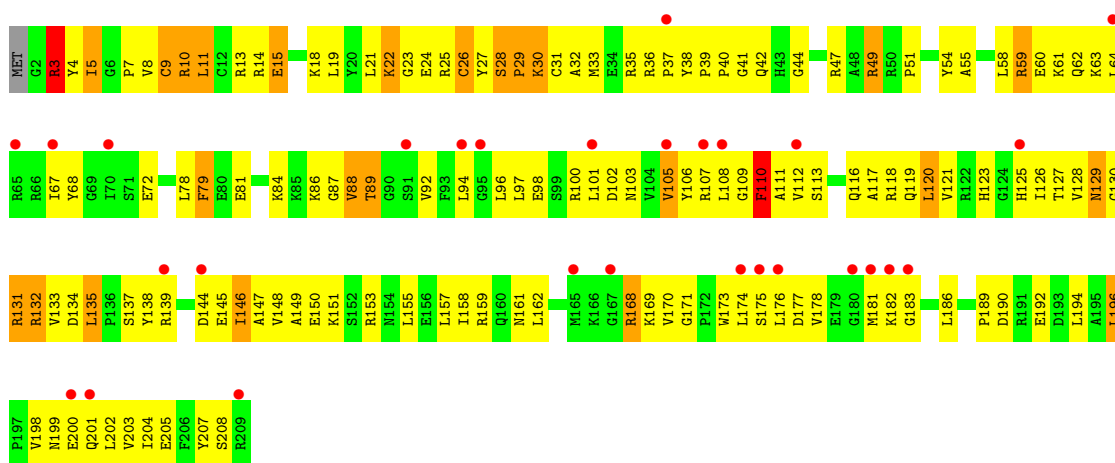


Chain AD: 33% 55% 11%



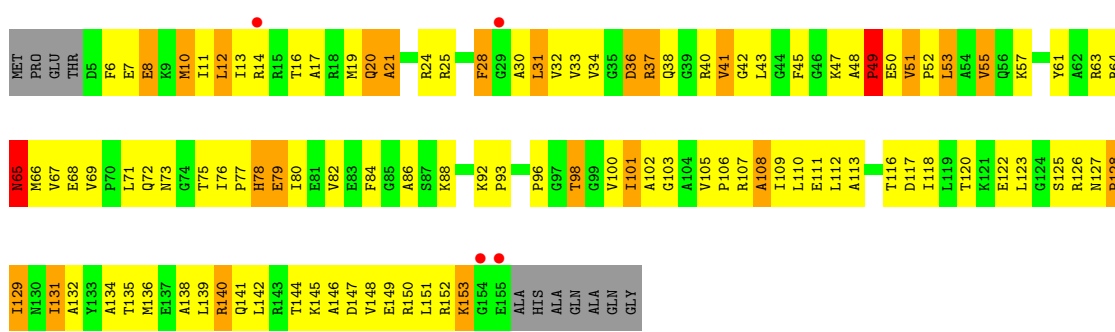
• Molecule 4: 30S RIBOSOMAL PROTEIN S4

Chain CD: 13% 32% 55% 11%



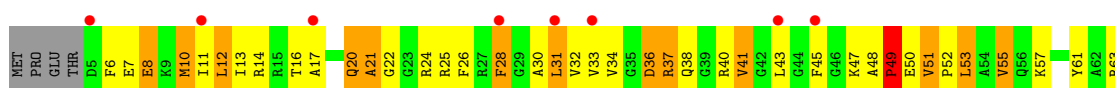
• Molecule 5: 30S RIBOSOMAL PROTEIN S5

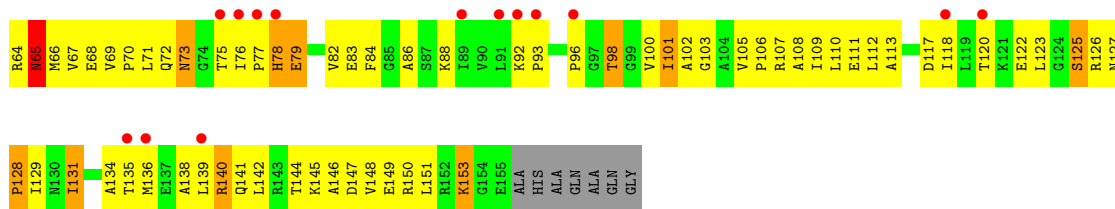
Chain AE: 2% 27% 51% 14% 7%



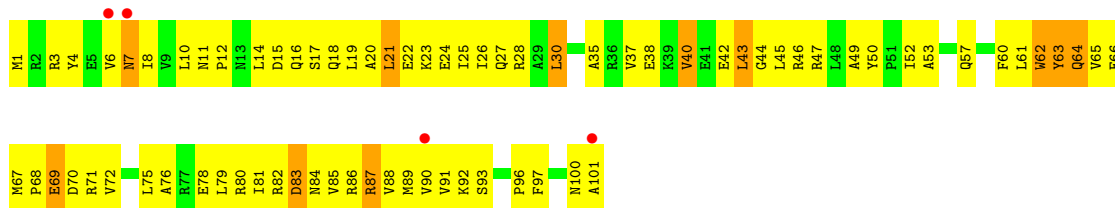
• Molecule 5: 30S RIBOSOMAL PROTEIN S5

Chain CE: 14% 28% 49% 14% 7%

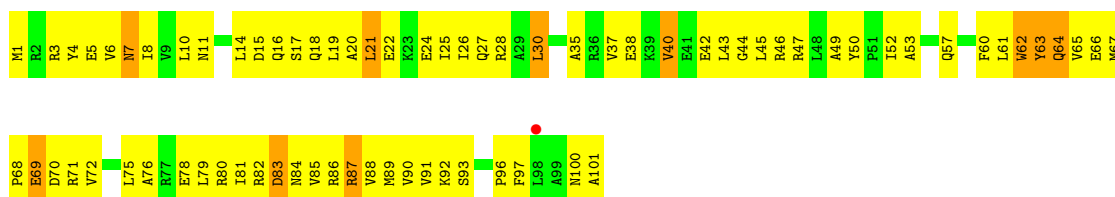




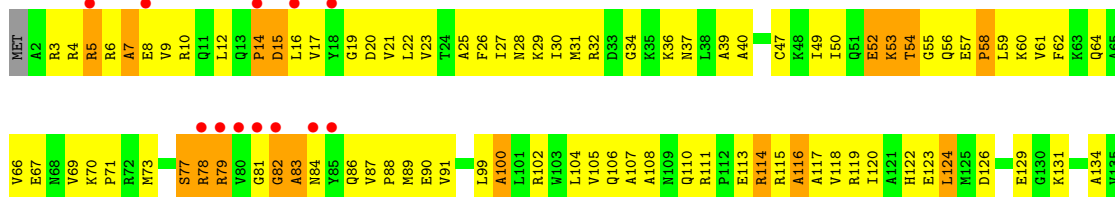

• Molecule 6: 30S RIBOSOMAL PROTEIN S6



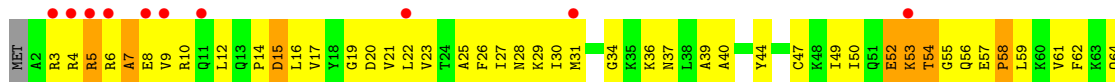
• Molecule 6: 30S RIBOSOMAL PROTEIN S6

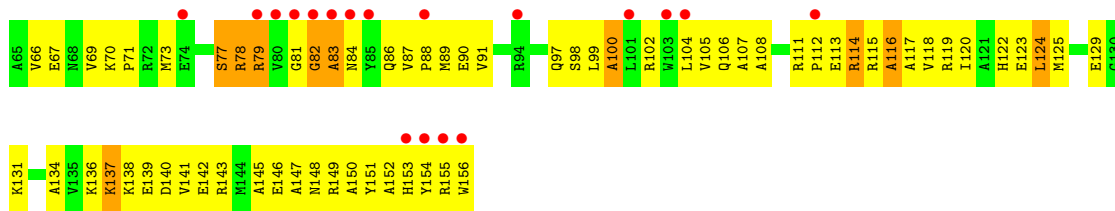


• Molecule 7: 30S RIBOSOMAL PROTEIN S7



• Molecule 7: 30S RIBOSOMAL PROTEIN S7

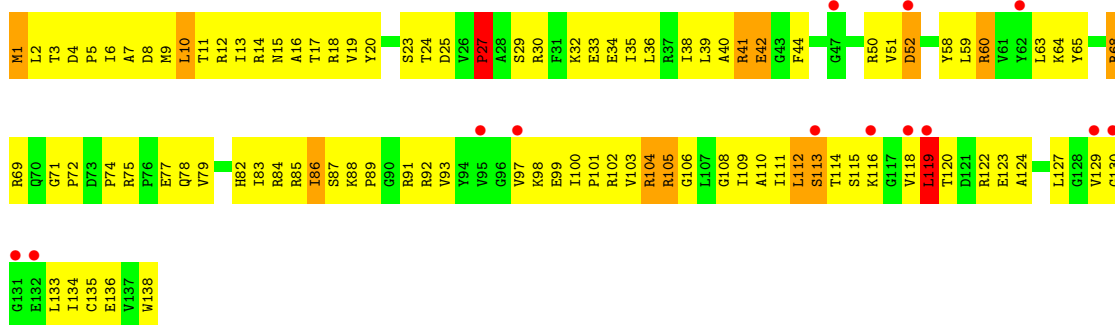




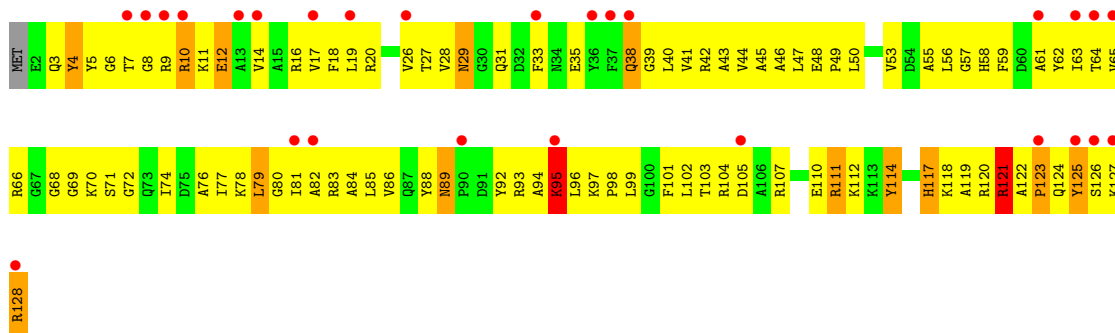
• Molecule 8: 30S RIBOSOMAL PROTEIN S8



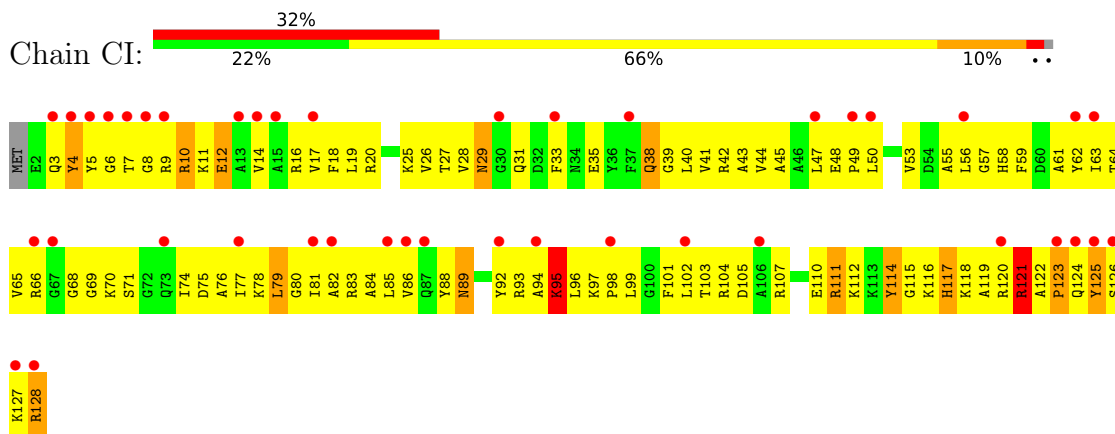
• Molecule 8: 30S RIBOSOMAL PROTEIN S8



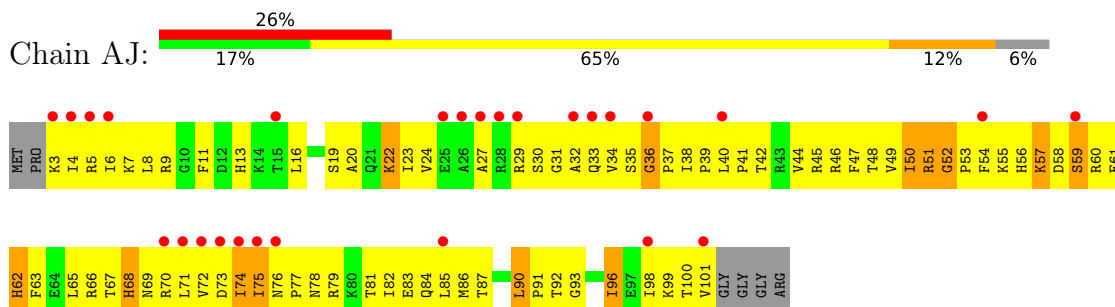
• Molecule 9: 30S RIBOSOMAL PROTEIN S9



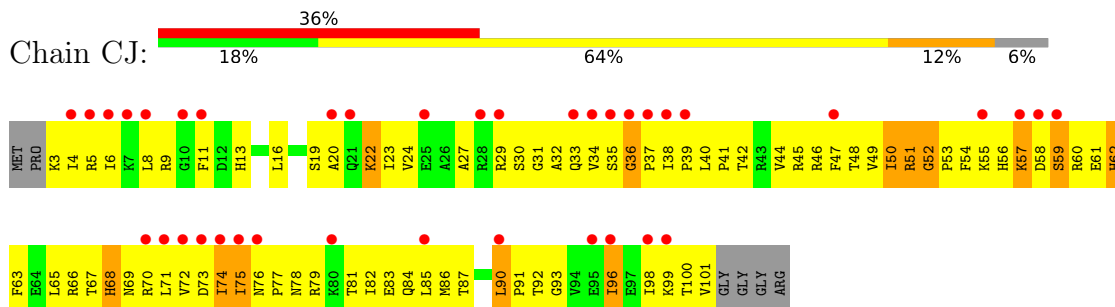
• Molecule 9: 30S RIBOSOMAL PROTEIN S9



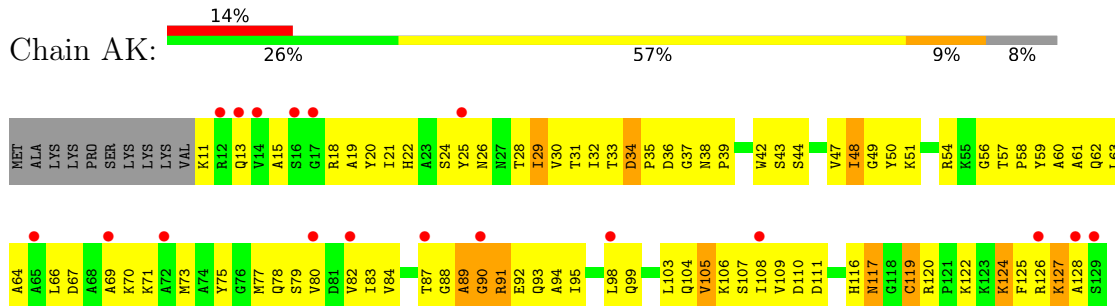
• Molecule 10: 30S RIBOSOMAL PROTEIN S10



• Molecule 10: 30S RIBOSOMAL PROTEIN S10

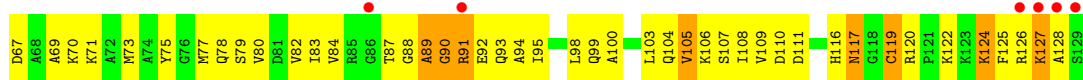
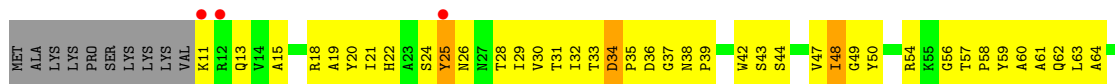


• Molecule 11: 30S RIBOSOMAL PROTEIN S11

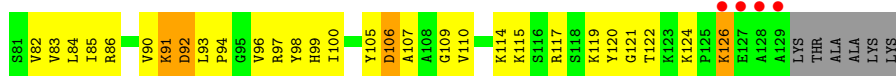


• Molecule 11: 30S RIBOSOMAL PROTEIN S11






• Molecule 12: 30S RIBOSOMAL PROTEIN S12



• Molecule 12: 30S RIBOSOMAL PROTEIN S12

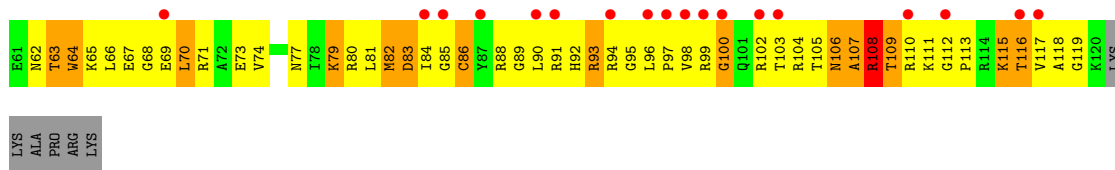


• Molecule 13: 30S RIBOSOMAL PROTEIN S13



• Molecule 13: 30S RIBOSOMAL PROTEIN S13






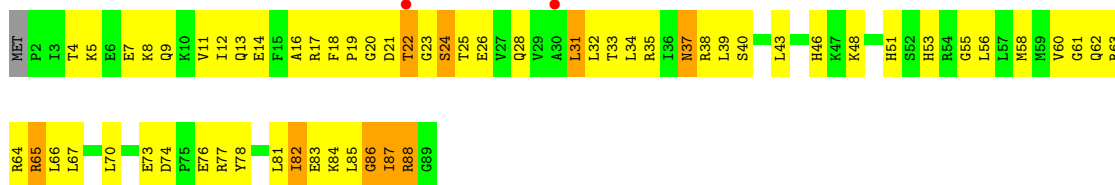
● Molecule 14: 30S RIBOSOMAL PROTEIN S14 TYPE Z



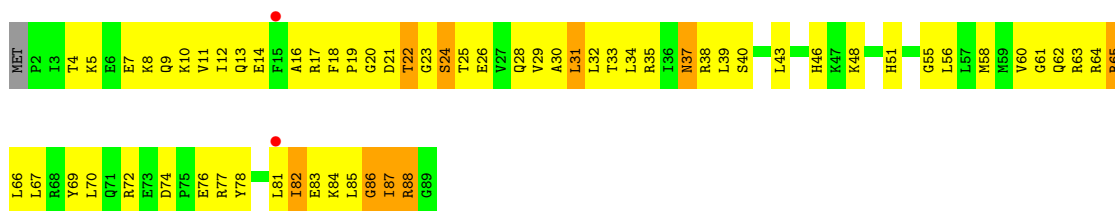
● Molecule 14: 30S RIBOSOMAL PROTEIN S14 TYPE Z



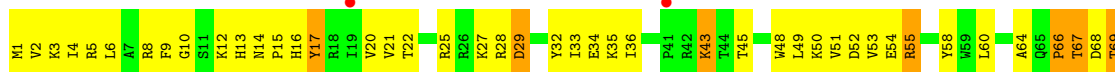
● Molecule 15: 30S RIBOSOMAL PROTEIN S15



● Molecule 15: 30S RIBOSOMAL PROTEIN S15

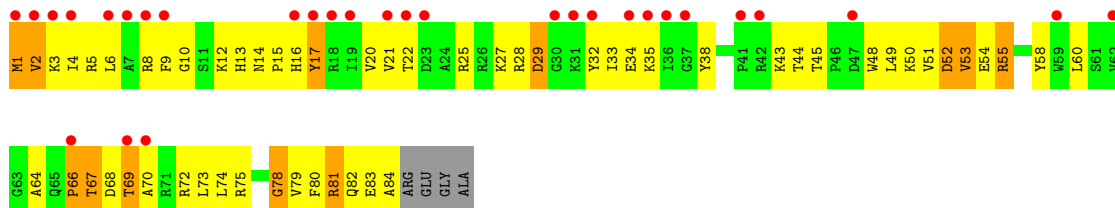


● Molecule 16: 30S RIBOSOMAL PROTEIN S16

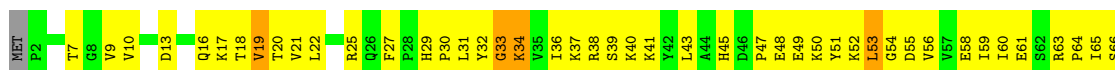
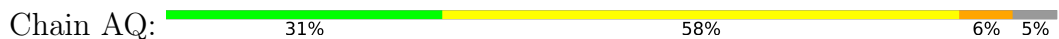




- Molecule 16: 30S RIBOSOMAL PROTEIN S16




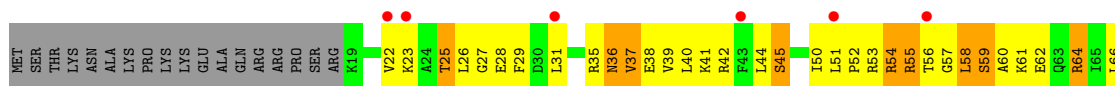
- Molecule 17: 30S RIBOSOMAL PROTEIN S17



- Molecule 17: 30S RIBOSOMAL PROTEIN S17

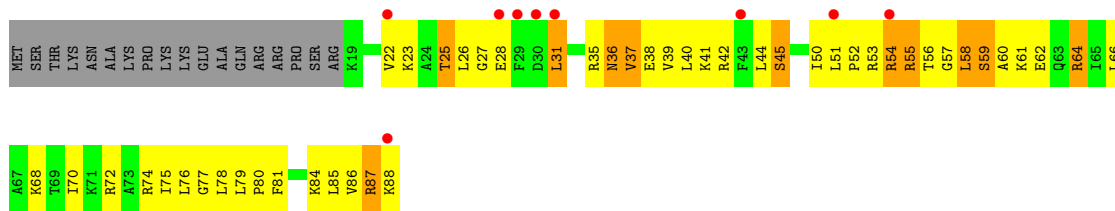


- Molecule 18: 30S RIBOSOMAL PROTEIN S18

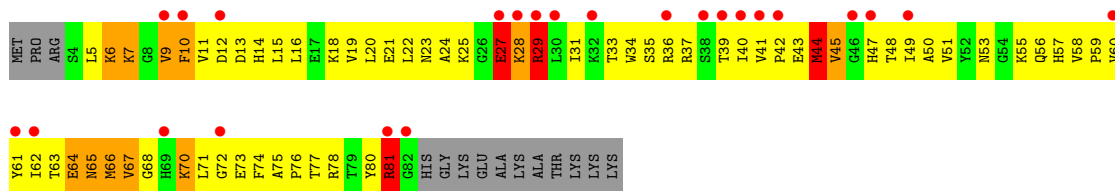
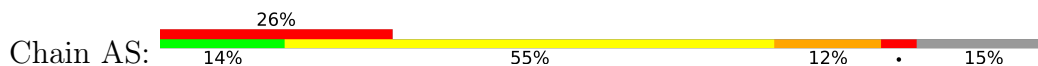


- Molecule 18: 30S RIBOSOMAL PROTEIN S18

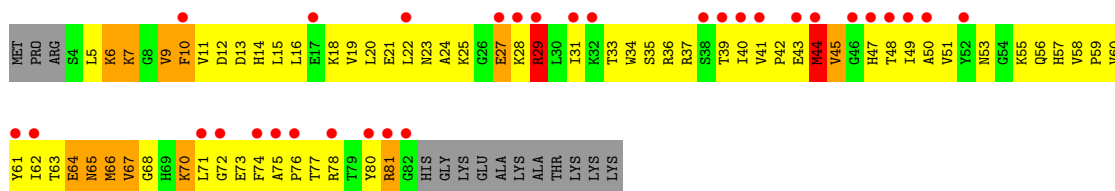
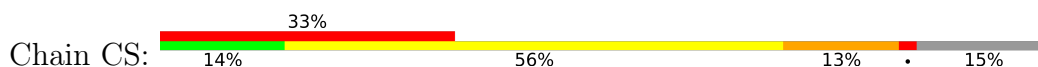




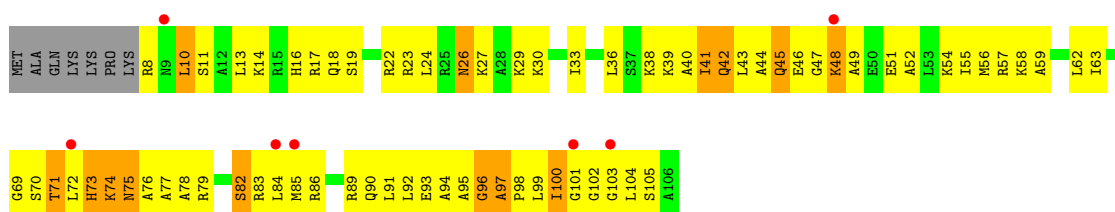
● Molecule 19: 30S RIBOSOMAL PROTEIN S19



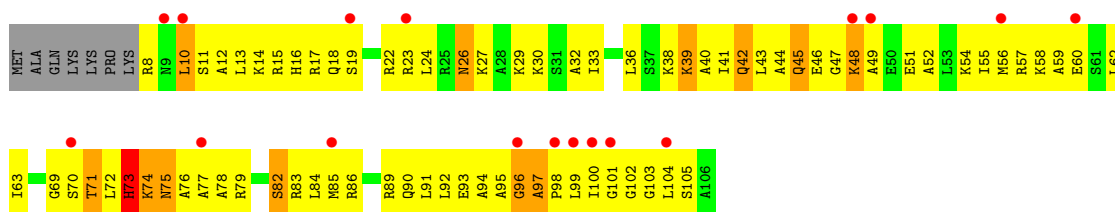
● Molecule 19: 30S RIBOSOMAL PROTEIN S19



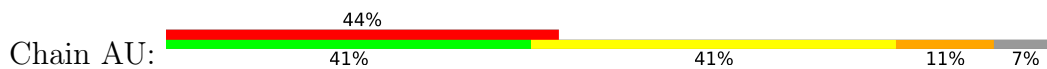
● Molecule 20: 30S RIBOSOMAL PROTEIN S20



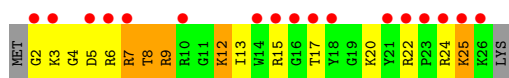
● Molecule 20: 30S RIBOSOMAL PROTEIN S20



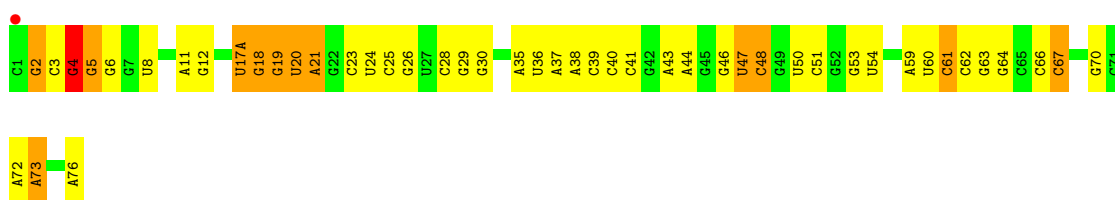
● Molecule 21: 30S RIBOSOMAL PROTEIN THX



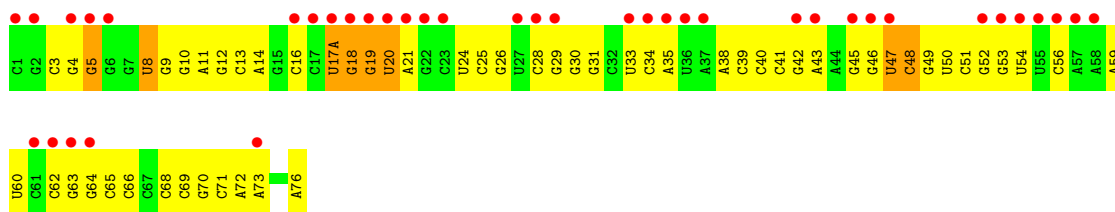
- Molecule 21: 30S RIBOSOMAL PROTEIN THX



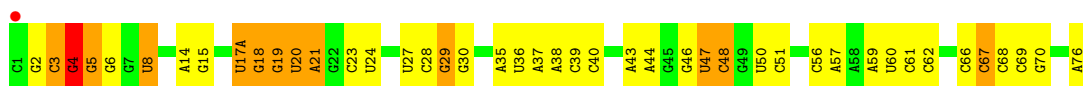
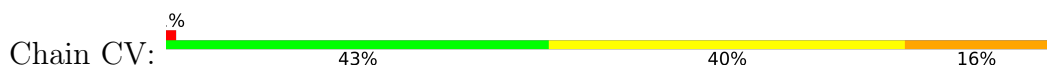
- Molecule 22: transfer RNA



- Molecule 23: transfer RNA



- Molecule 23: transfer RNA

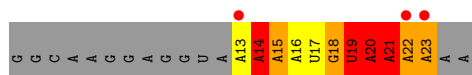
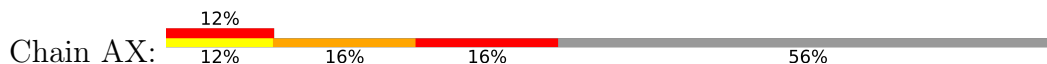


- Molecule 23: transfer RNA

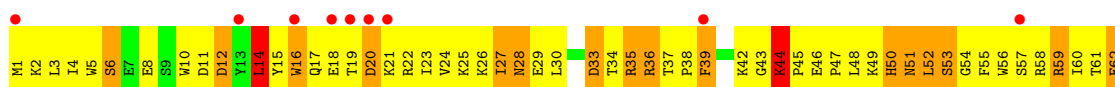
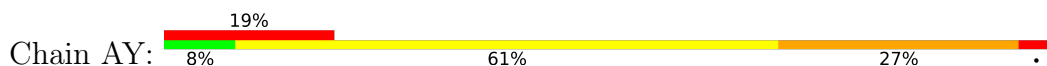




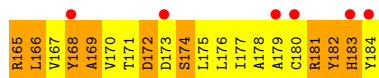
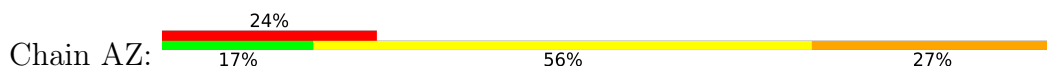
- Molecule 24: 5'-R(*GP*GP*CP*AP*AP*GP*GP*AP*GP*GP*UP*AP*AP*AP*AP*AP*UP*GU2M A2M A2MP*AP*AP*AP*A)-3'



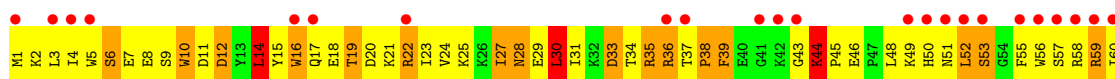
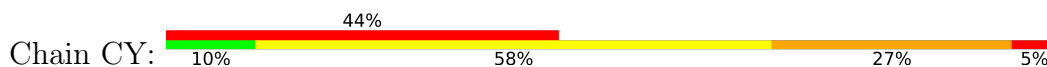
- Molecule 25: TOXIN OF THE YOEB-YEFM TOXIN-ANTITOXIN SYSTEM



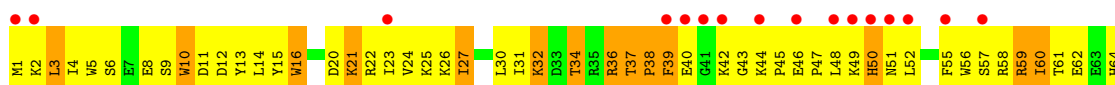
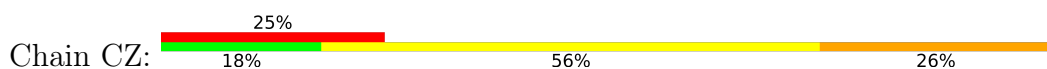
- Molecule 25: TOXIN OF THE YOEB-YEFM TOXIN-ANTITOXIN SYSTEM

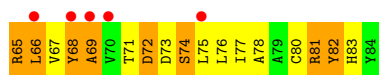


- Molecule 25: TOXIN OF THE YOEB-YEFM TOXIN-ANTITOXIN SYSTEM



- Molecule 25: TOXIN OF THE YOEB-YEFM TOXIN-ANTITOXIN SYSTEM

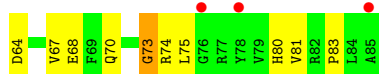




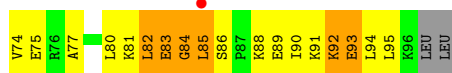
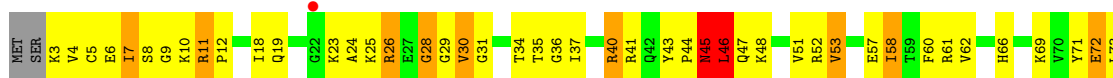
- Molecule 26: 50S RIBOSOMAL PROTEIN L27




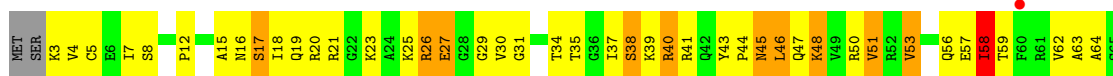
- Molecule 26: 50S RIBOSOMAL PROTEIN L27



- Molecule 27: 50S RIBOSOMAL PROTEIN L28



- Molecule 27: 50S RIBOSOMAL PROTEIN L28

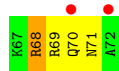
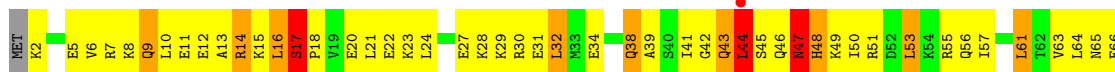


- Molecule 28: 50S RIBOSOMAL PROTEIN L29

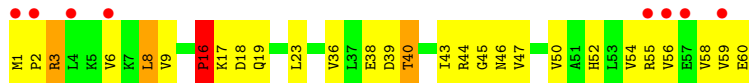




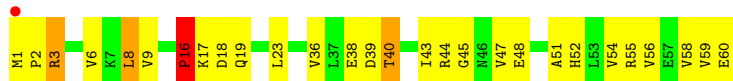
• Molecule 28: 50S RIBOSOMAL PROTEIN L29




• Molecule 29: 50S RIBOSOMAL PROTEIN L30




• Molecule 29: 50S RIBOSOMAL PROTEIN L30



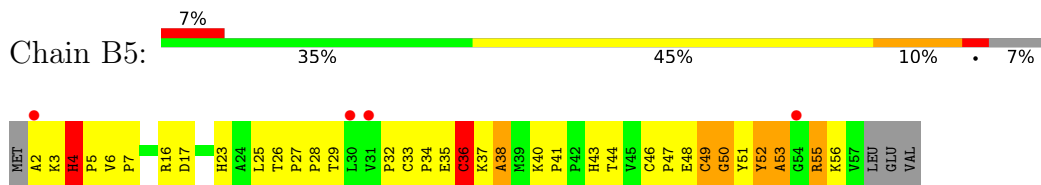
• Molecule 30: 50S RIBOSOMAL PROTEIN L31



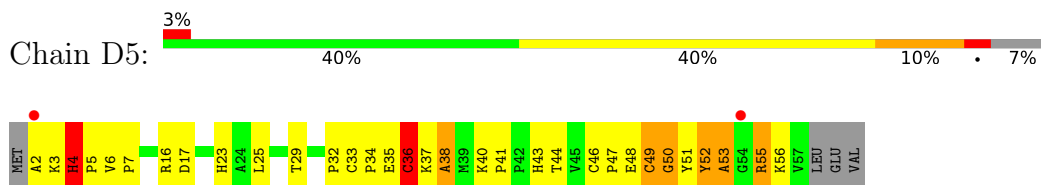
• Molecule 30: 50S RIBOSOMAL PROTEIN L31



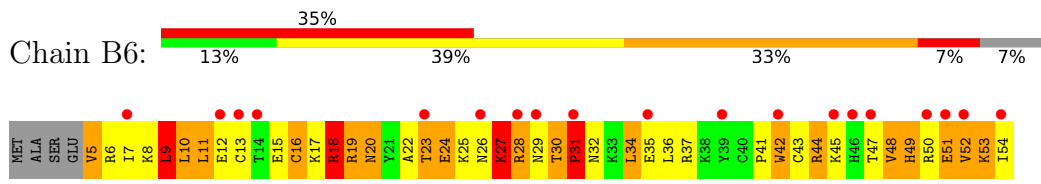
● Molecule 31: 50S RIBOSOMAL PROTEIN L32



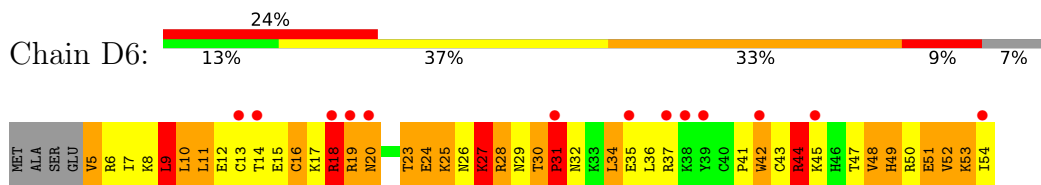
● Molecule 31: 50S RIBOSOMAL PROTEIN L32



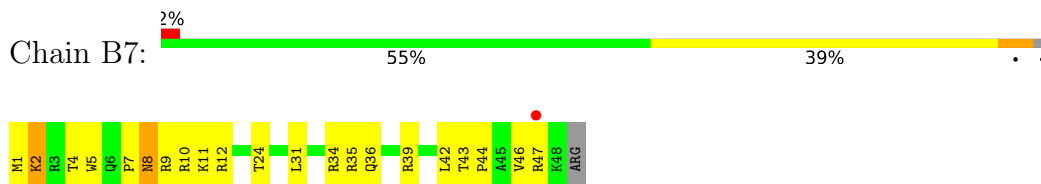
● Molecule 32: 50S RIBOSOMAL PROTEIN L33



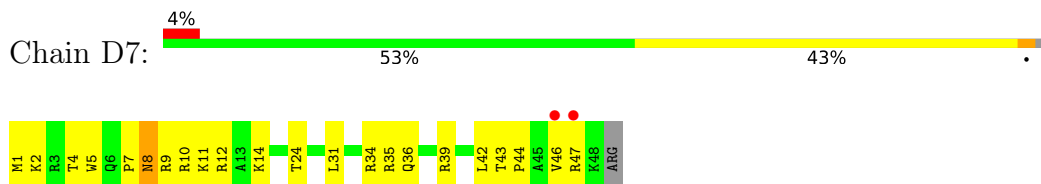
● Molecule 32: 50S RIBOSOMAL PROTEIN L33



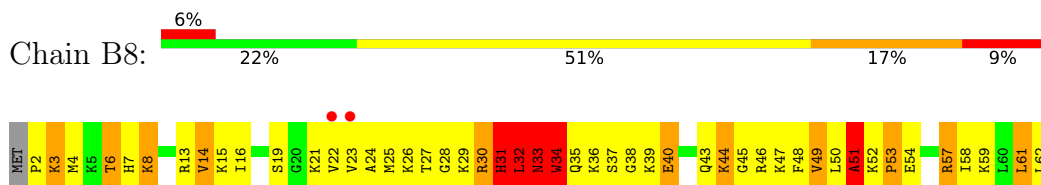
● Molecule 33: 50S RIBOSOMAL PROTEIN L34



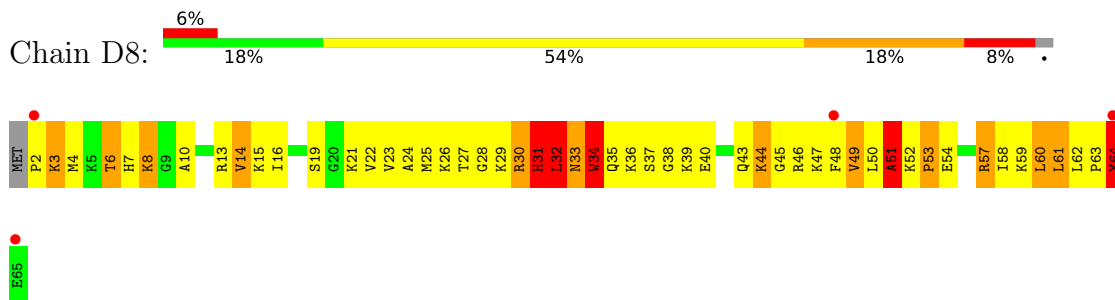
● Molecule 33: 50S RIBOSOMAL PROTEIN L34



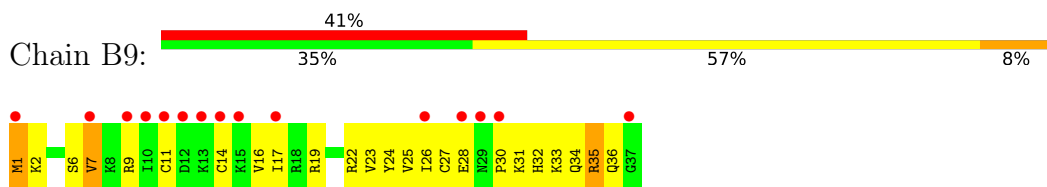
● Molecule 34: 50S RIBOSOMAL PROTEIN L35



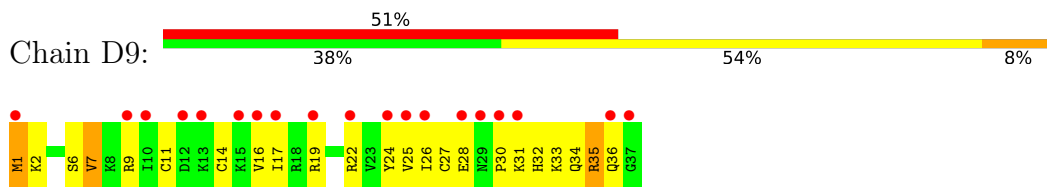
• Molecule 34: 50S RIBOSOMAL PROTEIN L35



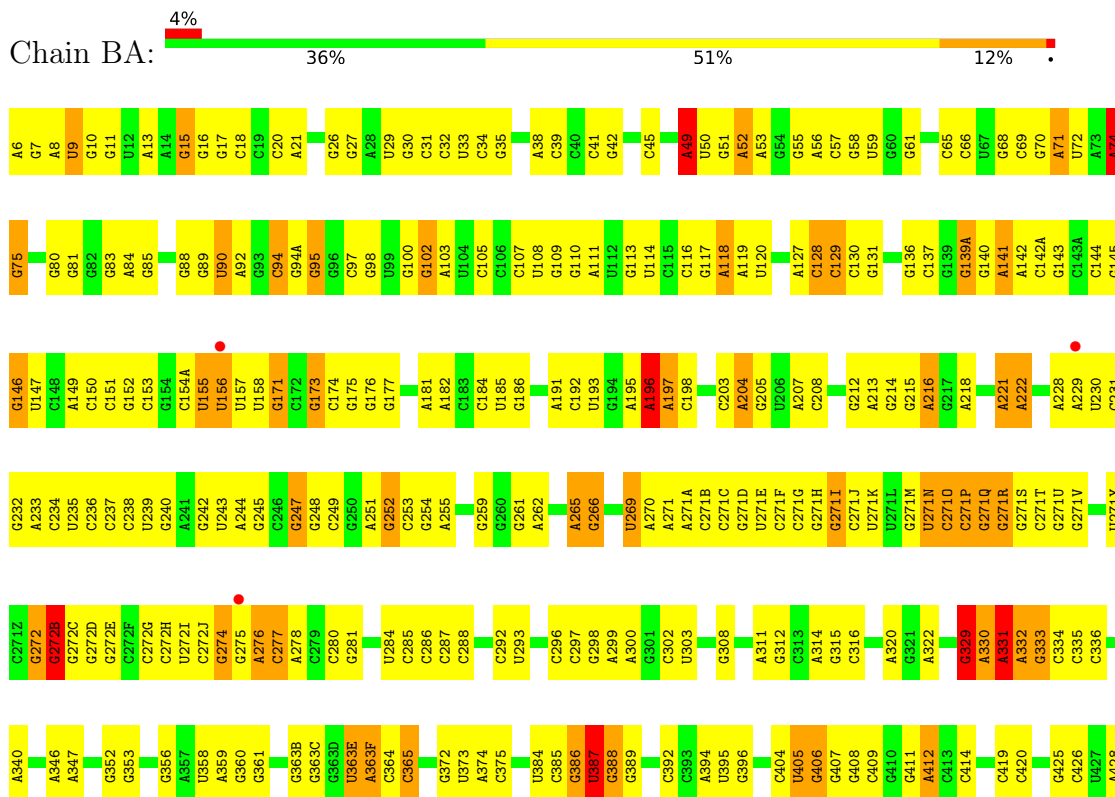
• Molecule 35: 50S RIBOSOMAL PROTEIN L36

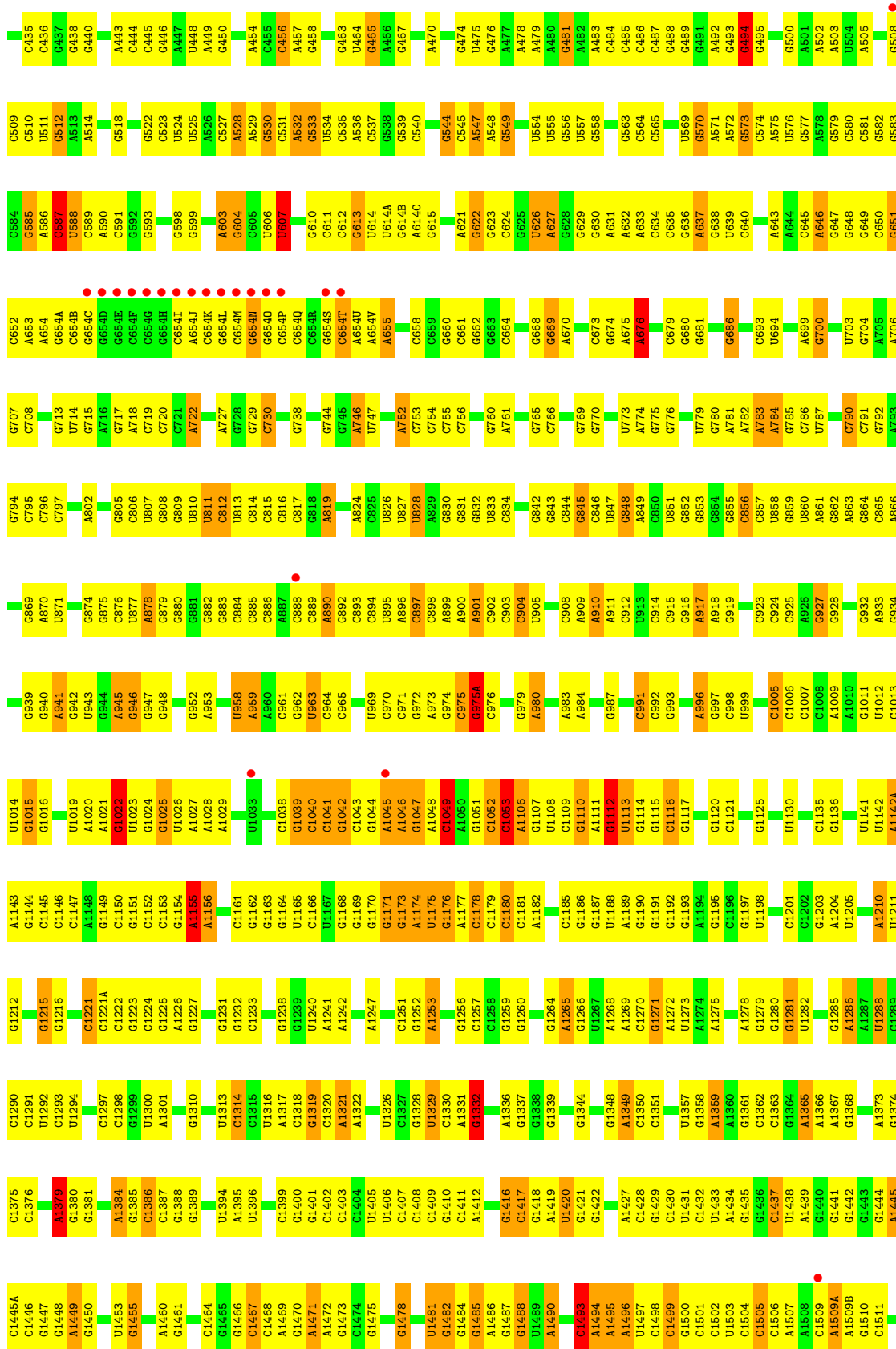


• Molecule 35: 50S RIBOSOMAL PROTEIN L36

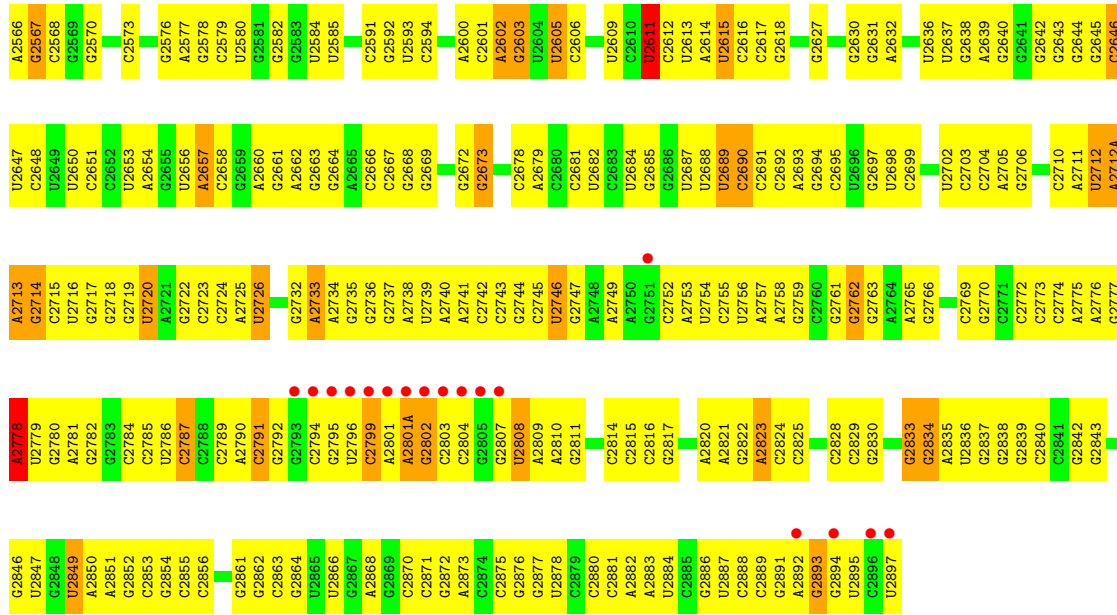


• Molecule 36: 23S ribosomal RNA

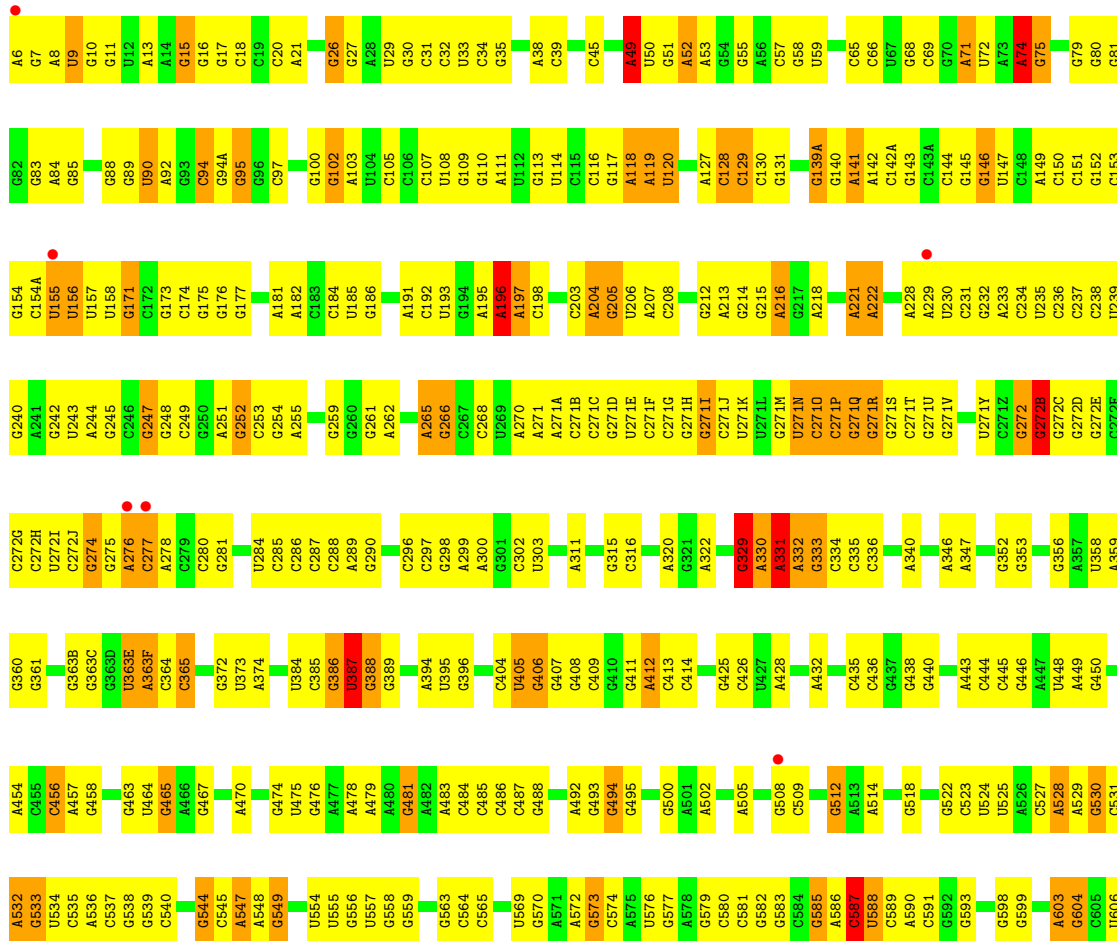




G2481	G2482	C2483	G2484	G2485	A2488	U2491	U2492	G2502	A2503	U2504	G2505	G2506	C2507	G2512	C2515	G2516	C2517	A2518	G2523	G2524	C2527	G2528	G2529	A2530	A2531	G2532	A2533	A2534	G2535	G2536	G2537	G2538	A2542	G2543	G2544	G2550	G2551	U2552	G2553	U2554	U2555	G2556	G2557	C2558	C2559	U2562	U2563	A2564	A2565																
G2405	U2406	G2407	G2408	G2409	G2410	A2411	G2415	U2419	C2420	G2421	A2422	U2423	A2424	A2425	C2427	G2428	G2429	A2430	U2438	G2440	C2441	C2442	G2443	G2444	A2448	U2449	A2450	A2451	C2452	A2453	G2454	U2457	C2461	U2462	C2463	C2464	C2465	C2466	C2467	C2468	A2469	G2470	C2471	G2472	U2473	C2474	C2475	A2476	C2477	A2478															
A2385	A2386	G2389	G2390	G2391	G2392	C2393	C2394	C2395	C2396	C2397	C2398	C2399	C2400	U2401	C2402	C2403	C2404	C2370	C2371	G2372	A2376	A2377	A2378	C2381	G2382	G2383	G2384	C2385	C2386	U2387	A2388	G2389	U2390	C2391	C2392	C2393	C2394	C2395	C2396	C2397	U2398	C2399	G2400	U2401	C2402	C2403	C2404																		
U2257	C2258	C2261	U2262	C2263	A2268	A2269	C2275	A2278	G2279	G2282	C2283	C2284	C2285	A2286	A2287	G2290	U2291	C2291	C2292	C2293	C2294	C2297	A2298	C2300	C2301	C2302	C2303	C2304	A2305	C2306	G2307	G2308	A2309	A2310	U2311	U2312	C2313	C2314	G2315	C2316	C2317	G2318	G2319	A2320	A2327	A2328	C2329	G2330	G2331	G2334															
C2178	C2179	U2180	G2181	C2182	G2183	G2184	C2185	G2186	C2187	C2188	U2189	G2190	G2192	G2193	C2194	C2195	C2196	U2197	A2198	A2199	C2200	C2201	C2202	U2203	C2205	C2206	G2207	A2208	U2209	U2210	U2211	U2212	U2213	U2214	U2215	U2216	U2217	U2218	U2219	U2220	C2221	C2222	C2223	G2224	A2225	C2226	C2229	G2230	C2231	U2232	U2233	G2234	G2235	C2236	G2237	G2238	G2239	C2240	A2241	U2242	U2243	U2244	U2245	G2246	G2256
U2118	A2119	G2120	G2121	U2122	G2123	G2124	C2125	A2126	C2127	C2128	C2129	U2130	G2131	U2132	G2133	A2134	C2135	U2136	C2137	C2138	C2139	C2140	G2141	C2142	C2143	U2144	C2145	C2146	G2147	U2148	C2149	U2150	G2151	G2152	C2153	G2154	C2155	G2156	G2157	A2158	G2159	C2160	C2161	G2162	C2163	C2164	C2165	G2166	U2167	G2168	A2169	A2170	A2171	U2172	A2173	C2174	C2175	A2176	C2177						
C2044	G2049	G2052	C2055	G2056	A2057	A2060	G2061	A2062	C2063	C2064	C2065	C2066	G2067	U2068	G2069	U2074	U2075	C2076	U2077	G2080	G2083	C2084	U2086	G2087	G2088	U2089	G2090	U2091	U2092	C2093	G2094	C2095	U2096	C2097	U2098	U2099	C2100	G2101	U2102	C2103	G2104	C2107	C2108	U2109	G2110	C2111	C2112	U2113	A2114	G2115	G2116	A2117	A2118	A2119											
A1969	A1970	A1972	G1973	C1974	G1980	A1981	C1982	C1983	G1984	G1987	C1988	C1989	C1990	A1991	G1992	U1993	C1996	C1997	G1998	C1999	G2000	A2001	C2008	C2009	G2010	U2011	G2012	A2013	A2014	A2015	U2016	A2019	A2020	C2021	U2022	G2023	G2024	C2025	G2029	A2030	A2031	G2032	U2033	A2034	G2035	C2036	C2039	C2040	U2041	A2042	A1885	A1886	A1887	A1888	A1889	A1890	A1891								
G1811	A1812	G1813	G1814	A1815	G1816	G1817	U1818	A1819	U1820	A1821	G1826	C1827	G1828	A1829	U1830	U1831	A1832	U1833	U1834	G1835	C1836	U1837	C1838	G1839	G1840	U1841	G1842	C1845	G1846	A1847	U1848	G1849	U1850	U1851	C1852	A1853	A1854	G1855	G1856	G1857	C1858	A1859	G1860	G1861	G1862	G1863	U1864	G1865	C1866	A1876	A1877	C1878	C1879	G1882	G1883	A1884	A1885	A1886	A1887	A1888	A1889	A1890	A1891		
C1887	G1888	A1889	G1890	A1891	U1892	C1893	G1894	U1895	A1896	C1897	U1898	C1899	U1900	A1901	C1902	G1903	G1906	C1907	C1908	G1909	U1910	U1911	A1912	A1913	C1914	U1915	A1916	U1917	C1918	A1919	G1921	G1922	C1925	U1926	A1927	G1928	C1929	G1930	G1935	A1936	A1937	A1938	U1939	U1940	U1946	C1947	G1948	A1952	A1953	G1954	U1955	U1956	C1957	C1958	G1959	C1962	U1963	G1964	C1967	G1968					
C1658	C1662	G1663	A1664	G1665	C1666	A1667	U1668	C1669	C1670	U1673	G1674	C1675	A1676	A1677	G1678	U1679	U1680	C1681	U1682	C1683	G1684	C1685	C1686	U1687	U1688	A1689	G1690	C1691	U1692	U1693	G1696	C1697	A1698	G1699	A1700	C1701	G1702	G1705	U1706	C1710	C1711	C1712	A1713	G1714	G1715	C1716	C1717	C1718	U1719	U1720	G1721	A1722	U1729	G1740	A1741	C1655	C1656	C1657	C1658						
A1579	A1580	G1581	C1582	A1583	G1584	U1585	C1586	A1587	G1588	C1589	U1590	G1591	C1592	G1595	C1596	A1597	G1598	C1600	G1601	U1602	A1603	C1607	A1608	A1609	A1610	C1611	G1612	C1613	U1614	C1615	A1616	C1617	A1618	G1623	G1624	C1625	G1626	G1633	A1637	C1638	U1639	C1640	A1641	A1642	G1643	C1644	C1648	U1649	G1652	A1653	C1574	G1575	U1576	C1577	C1578	C1579	C1580								
C1743	C1744	C1745	A1746	G1747	G1747A	G1748	A1749	C1750	C1751	C1754	G1758	A1762	G1763	G1764	G1765	U1766	C1767	C1771	A1772	A1773	C1774	U1775	U1776	U1777	U1778	U1779	A1780	C1781	C1782	A1783	A1784	A1785	A1786	A1787	C1788	A1789	C1790	A1791	U1794	C1795	U1796	C1797	U1798	C1799	C1800	A1803	C1804	G1807	U1808	A1809	A1810														

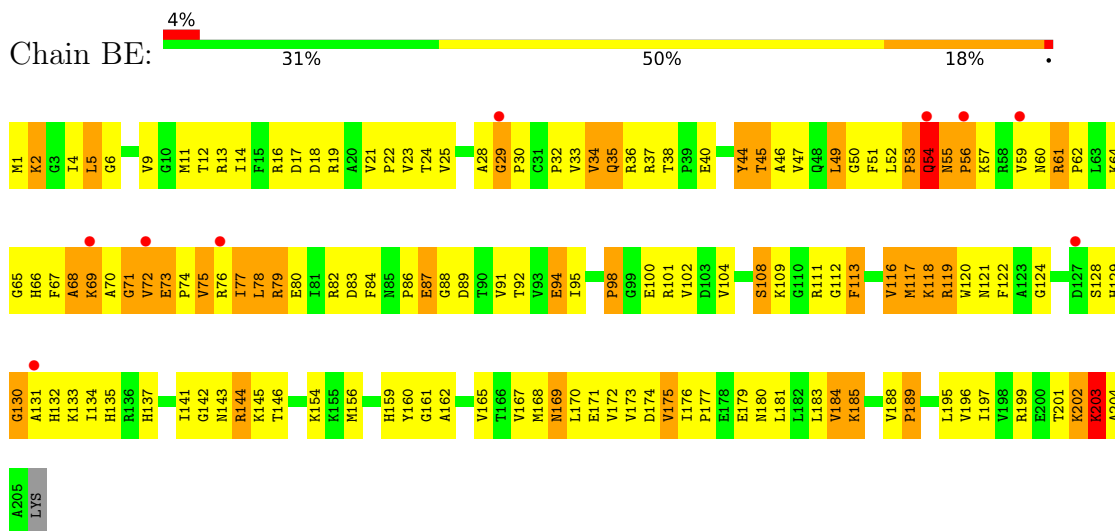


● Molecule 36: 23S ribosomal RNA

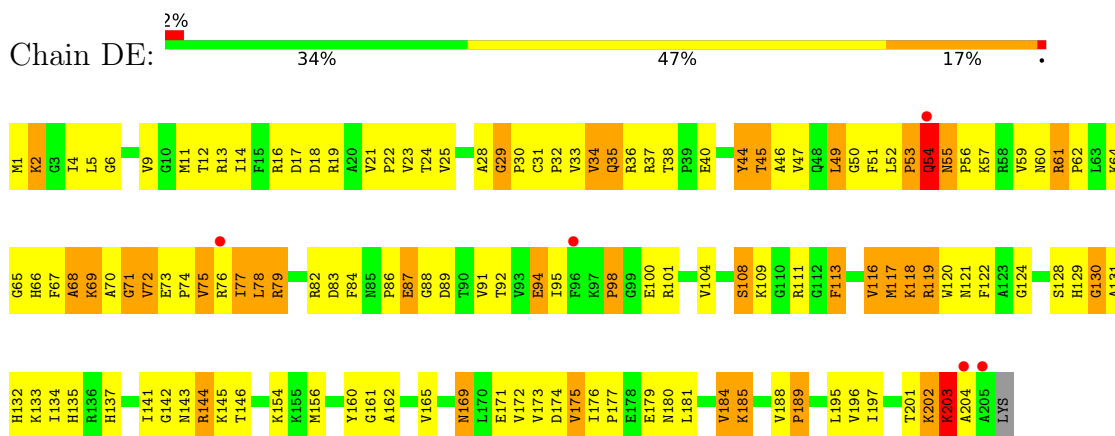


A1603	G1538	G1470	G1400	U1326	G1248	G1163	G1039	U958	C986	C814	G736	C654Q	U6927
G1539	G1401	A1471	G1401	C1327	C1261	G1164	C1040	A959	A987	C815	C738	C654R	G610
U1540	C1402	A1472	C1402	G1328	U1165	U1165	C1041	C988	C988	C816	G744	C654S	C911
G1541	C1403	G1473	C1403	U1329	G1262	C1166	G1042	C989	C989	C817	C744	C654T	C612
A1609	G1404	C1474	G1404	C1330	A1263	U1167	C1043	G992	A890	G818	G745	A654U	G613
A1610	U1405	G1475	U1405	A1331	G1266	G1169	G1044	U963	G992	A819	U747	A654V	G613
A1614	U1406	G1478	U1406	G1332	G1266	G1169	A1045	C964	C993	U614	U747	A655	U614
A1945	C1407		C1407	A1336	C1267	G1170	A1046	C965	C994	G623	G748	U656	U614A
C1946	U1408		U1408	G1337	C1268	G1171	A1047	U995	U995	A824	G749	U657	G614B
C1547	C1409	U1481	C1409	G1337	G1269	U1173	A1048	A896	A896	C825	A750	C658	A614C
C1548	G1410	A1482	G1410	G1338	G1260	A1174	C1049	C970	C970	U826	A751	C659	G615
C1549	C1411	G1484	C1411	G1339	U1175	U1175	A1050	C971	C998	U827	A752	G660	A621
C1550	A1412	G1485	A1412	G1339	G1264	G1176	G1051	C972	A899	U828	C754	C661	G622
C1551		A1486		G1344	A1265	A1177	C1052	A973	A900	A829	C754	C662	G622
A1554	G1416	G1487	G1416	G1344	A1268	C1178	C1053	G974	A901	G830	G755	G663	G623
G1555	C1417	G1488	C1417	G1348	A1268	C1178	A106	C975	C902	G831	C756	C664	G624
C1556	A1418	A1489	A1418	A1349	A1269	U1180	G1107	C976	C903	G832	C756	C664	G624
C1557	C1419	U1490	C1419	C1350	C1270	C1181	U1108	G979	C904	U833	G760	G668	U626
A1558	G1420	G1491	U1420	C1351	G1271	A1182	C1109	A980	U905	C834	A761	G669	A627
C1559	G1421	G1492	G1421	U1352	A1272	A1182	G1110		G906			A670	A627
G1560	G1422	C1493	G1422	U1353	U1273	G1186	A1111	A983	U907	G843	G769	G673	G630
A1494	C1417	A1494	C1417	A1354	A1274	G1187	G1112	C987	C908	C844	G770	C673	A631
A1495	G1418	A1495	G1418	A1354	A1275	U1188	U1113	G987	A909	C845	G770	C673	A632
A1496	A1419	U1496	A1419	G1356	A1275	A1189	G1114	C991	A910	C846	U773	C674	A633
U1497	G1428	U1497	G1428	U1357	A1278	G1190	G1115	C992	A911	U847	A774	C675	A634
C1498	C1430	G1498	C1430	G1358	G1279	G1191	C1116	C993	C912	G848	G775	C676	C635
C1499	U1431	A1499	U1431	A1359	G1280	G1192	G1117	G993	U913	A849	G776	C679	G636
A1500	C1432	G1500	C1432	G1361	G1281	G1193	G1120	A996	C914	C850	A777	C680	A637
C1501	U1433	C1501	U1433	C1362	U1282	G1194	G1120	C997	C915	U851	G778	C681	G638
A1502	C1434	U1434	C1434	C1362	U1282	G1195	C1121	C998	C916	C852	U779	C682	U639
U1503	G1435	G1435	G1435	C1363	U1285	G1195	G1125	C999	A917	C853	G780	C683	C640
C1504	U1436	G1436	U1436	G1364	A1286	C1201	G1125	U999	A918	G854	A781	C684	C640
A1505	G1437	A1437	G1437	A1365	A1287	C1202	G1125	C1005	G919	C855	A782	C690	A643
A1506	U1438	A1438	U1438	U1366	U1288	G1203	U1130	C1006	C923	C856	A783	C693	A644
C1507	C1439	A1439	C1439	G1367	C1289	A1204	G1131	C1006	C924	C857	A784	C693	C945
C1574	G1440	U1440	G1440	U1368	U1290	U1205	U1130	C1006	C925	C858	G785	C694	A646
C1575	G1441	G1441	G1441	G1369	C1291	U1205	C1135	A1009	C925	C859	G786	C694	A646
U1576	G1442	A1509A	G1442	U1369	U1292	A1210	G1136	A1010	A926	U860	U787	C700	G647
C1577	U1443	A1509B	U1443	A1373	C1293	U1211	U1136	G1011	G927	A861	A788	C700	G648
A1578	G1444	G1510	G1444	G1374	U1294	G1212	C1140	G1012	G928	C862	A789	C703	G649
A1579	A1445	C1511	A1445	C1375	U1294	G1212	U1141	C1013	C928	A863	C790	C703	C850
A1580	C1445A		C1445A	C1376	U1297	G1215	U1142	C1014	G932	C864	C791	C704	C851
G1581	G1446		G1446	C1376	G1298	G1216	U1142	U1014	G933	C865	A792	C704	C852
C1584	U1447	A1329	U1447	A1329	C1298	G1216	A1142A	G1015	A933	C866	A793	C707	A653
A1586	G1448	G1360	G1448	G1360	U1300	C1221	G1144	G1016	G934	A866	G794	C708	A654
A1587	A1449	G1361	A1449	G1361	A1301	C1221A	C1145	U1019	C939	C869	C795	C708	G654A
C1588	G1450	G1362	G1450	G1362	A1301	C1222	C1146	A1020	C940	A870	C796	C708	G654B
C1589	U1453	C1363	U1453	C1363	G1310	C1223	C1147	A1021	A941	U871	C797	C708	G654C
U1590	G1455	A1364	G1455	A1364	U1313	C1224	A1148	G1022	G942	G875	A802	C708	G654D
C1591	G1455	G1365	G1455	G1365	C1314	G1225	C1149	U1023	U943	C876	U803	C708	G654E
A1528A	A1460	C1366	A1460	C1366	C1314	G1226	C1150	G1024	G944	C876	U803	C708	G654F
C1529	G1461	G1367	G1461	G1367	C1315	G1227	C1151	U1025	A945	U877	U804	C708	G654G
G1530	U1316	U1368	U1316	U1368	U1316	G1231	C1152	U1026	G946	A878	C805	C720	G654H
C1531	C1318	G1369	C1318	G1369	A1317	G1231	C1153	A1027	G947	C879	C806	C721	A654I
	G1464	U1394	G1464	U1394	C1318	G1232	G1154	A1028	G947	C880	U807	A722	A654J
	G1465	A1395	G1465	A1395	C1319	G1232	A1155	A1029	G952	C881	G808	A722	G654K
	G1466	A1395	G1466	A1395	C1320	U1240	A1156	A1029	G953	C882	G808	A722	G654L
	C1467	U1396	C1467	U1396	A1321	A1241	C1161	U1033	G954	C883	U811	A727	G654M
	A1469	C1399	A1469	C1399	A1322	A1242	G1162	C1038	C955	C885	U813	A727	G654N
													G654P

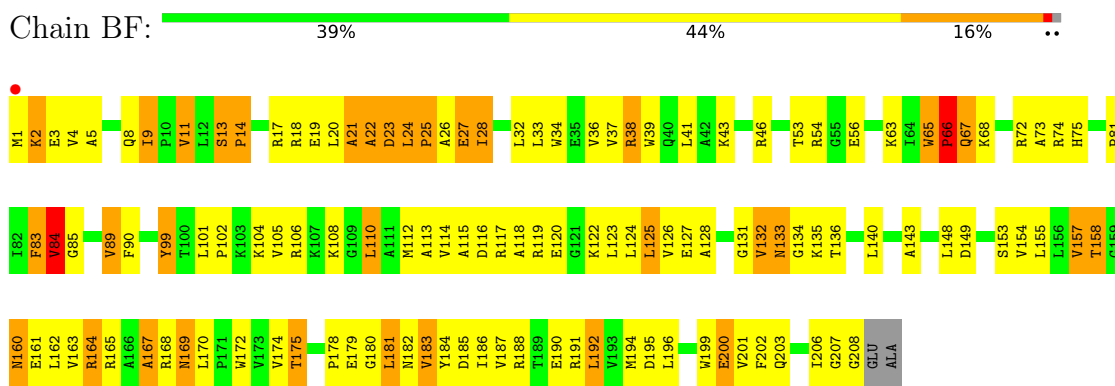
G2672	G2673	G2678	G2679	G2680	G2681	G2682	G2683	G2684	G2685	G2686	G2687	G2688	G2689	G2690	G2691	G2692	G2693	G2694	G2695	G2696	G2697	G2698	G2699	G2700	G2701	G2702	G2703	G2704	G2705	G2706	G2707	G2708	G2709	G2710	G2711	G2712	G2713	G2714	G2715	G2716	G2717	G2718	G2719	G2720	G2721	G2722	G2723	G2724	G2725	G2726	G2727	G2728	G2729	G2730	G2731	G2732	G2733	G2734	G2735																																																																																																																																																																																																																																																																																																																																													
C2591	C2592	C2593	C2594	A2602	G2603	G2604	C2527	G2605	G2606	G2607	G2608	G2609	G2610	G2611	G2612	G2613	G2614	G2615	G2616	G2617	G2618	G2619	G2620	G2630	G2631	G2632	G2633	G2634	G2635	G2636	G2637	G2638	G2639	G2640	G2641	G2642	G2643	G2644	G2645	G2646	G2647	G2648	G2649	G2650	G2651	U2656	A2657	G2658	G2659	A2660	A2662	G2663	G2664	G2665	G2666	G2667	G2668	G2669																																																																																																																																																																																																																																																																																																																																														
G2516	C2517	U2518	C2520	G2523	G2524	C2528	G2529	A2530	A2531	A2532	A2533	A2534	A2535	A2536	U2537	C2538	A2542	G2543	G2544	G2550	C2551	U2552	G2553	U2554	U2555	G2556	G2557	C2558	C2559	U2562	U2563	A2564	U2565	U2566	G2567	G2568	G2569	G2570	C2571	C2572	C2573	G2576	A2577	G2578	G2579	G2580	U2584	U2585	G2586	A2587	G2590	G2591	G2592	G2593	G2594	G2595	G2596	G2597	G2598	G2599	G2600	G2601	G2602	G2603	G2604	G2605	G2606	G2607	G2608	G2609	G2610	G2611	G2612	G2613	G2614	G2615	G2616	G2617	G2618	G2619	G2620	G2621	G2622	G2623	G2624	G2625	G2626	G2627	G2628	G2629	G2630	G2631	G2632	G2633	G2634	G2635	G2636	G2637	G2638	G2639	G2640	G2641	G2642	G2643	G2644	G2645	G2646	G2647	G2648	G2649	G2650	G2651	G2652	G2653	G2654	G2655	G2656	G2657	G2658	G2659	G2660	G2661	G2662	G2663	G2664	G2665	G2666	G2667	G2668	G2669																																																																																																																																																																																																																																																																						
G2429	A2430	U2438	A2439	C2441	C2442	G2443	G2444	G2447	A2448	U2449	A2450	A2451	U2457	C2461	U2462	C2463	G2464	C2465	C2466	C2467	G2468	A2469	G2470	G2471	U2472	G2473	C2474	C2475	A2476	C2477	A2478	G2481	G2482	C2483	G2484	G2485	A2488	U2491	U2492	G2502	A2503	G2504	G2505	U2506	C2507	C2512	G2513	G2514	G2515	G2516	G2517	G2518	G2519	G2520	G2521	G2522	G2523	G2524	G2525	G2526	G2527	G2528	G2529	G2530	G2531	G2532	G2533	G2534	G2535	G2536	G2537	G2538	G2539	G2540	G2541	G2542	G2543	G2544	G2545	G2546	G2547	G2548	G2549	G2550	G2551	G2552	G2553	G2554	G2555	G2556	G2557	G2558	G2559	G2560	G2561	G2562	G2563	G2564	G2565	G2566	G2567	G2568	G2569	G2570	G2571	G2572	G2573	G2574	G2575	G2576	G2577	G2578	G2579	G2580	G2581	G2582	G2583	G2584	G2585	G2586	G2587	G2588	G2589	G2590	G2591	G2592	G2593	G2594	G2595	G2596	G2597	G2598	G2599	G2600	G2601	G2602	G2603	G2604	G2605	G2606	G2607	G2608	G2609	G2610	G2611	G2612	G2613	G2614	G2615	G2616	G2617	G2618	G2619	G2620	G2621	G2622	G2623	G2624	G2625	G2626	G2627	G2628	G2629	G2630	G2631	G2632	G2633	G2634	G2635	G2636	G2637	G2638	G2639	G2640	G2641	G2642	G2643	G2644	G2645	G2646	G2647	G2648	G2649	G2650	G2651	G2652	G2653	G2654	G2655	G2656	G2657	G2658	G2659	G2660	G2661	G2662	G2663	G2664	G2665	G2666	G2667	G2668	G2669																																																																																																																																																																																													
G2358	C2359	A2360	A2361	C2364	G2365	G2370	G2371	G2372	A2377	A2378	C2381	G2382	G2383	G2384	C2385	G2386	U2387	A2388	G2389	U2390	G2391	A2392	A2393	G2394	G2395	G2396	G2397	U2398	G2399	U2401	C2402	G2403	G2404	G2405	U2406	G2407	U2408	G2409	A2411	G2415	C2416	U2419	C2420	G2421	A2422	G2423	C2424	A2425	A2426	G2428	G2429	G2430	G2431	G2432	G2433	G2434	G2435	G2436	G2437	G2438	G2439	G2440	G2441	G2442	G2443	G2444	G2445	G2446	G2447	G2448	G2449	G2450	G2451	G2452	G2453	G2454	G2455	G2456	G2457	G2458	G2459	G2460	G2461	G2462	G2463	G2464	G2465	G2466	G2467	G2468	G2469	G2470	G2471	G2472	G2473	G2474	G2475	G2476	G2477	A2478	G2481	G2482	C2483	G2484	G2485	A2488	U2491	U2492	G2502	A2503	G2504	G2505	U2506	C2507	C2512	G2513	G2514	G2515	G2516	G2517	G2518	G2519	G2520	G2521	G2522	G2523	G2524	G2525	G2526	G2527	G2528	G2529	G2530	G2531	G2532	G2533	G2534	G2535	G2536	G2537	G2538	G2539	G2540	G2541	G2542	G2543	G2544	G2545	G2546	G2547	G2548	G2549	G2550	G2551	G2552	G2553	G2554	G2555	G2556	G2557	G2558	G2559	G2560	G2561	G2562	G2563	G2564	G2565	G2566	G2567	G2568	G2569	G2570	G2571	G2572	G2573	G2574	G2575	G2576	G2577	G2578	G2579	G2580	G2581	G2582	G2583	G2584	G2585	G2586	G2587	G2588	G2589	G2590	G2591	G2592	G2593	G2594	G2595	G2596	G2597	G2598	G2599	G2600	G2601	G2602	G2603	G2604	G2605	G2606	G2607	G2608	G2609	G2610	G2611	G2612	G2613	G2614	G2615	G2616	G2617	G2618	G2619	G2620	G2621	G2622	G2623	G2624	G2625	G2626	G2627	G2628	G2629	G2630	G2631	G2632	G2633	G2634	G2635	G2636	G2637	G2638	G2639	G2640	G2641	G2642	G2643	G2644	G2645	G2646	G2647	G2648	G2649	G2650	G2651	G2652	G2653	G2654	G2655	G2656	G2657	G2658	G2659	G2660	G2661	G2662	G2663	G2664	G2665	G2666	G2667	G2668	G2669																																																																																																																								
G2206	G2207	A2208	U2218	G2219	G2220	G2221	G2222	G2223	G2224	A2225	G2226	A2227	G2228	C2229	U2233	G2234	G2235	G2236	G2237	G2238	G2239	C2240	A2241	G2242	U2243	U2244	U2245	U2246	U2247	U2248	U2249	G2256	G2257	C2258	C2261	U2262	C2263	A2268	A2269	A2273	A2274	G2275	G2276	G2277	A2278	G2279	G2280	G2281	G2282	G2283	C2284	G2285	A2286	A2287	G2290	U2291	C2292	C2293	C2294	C2297	A2298	G2299	G2300	G2301	G2302	G2303	G2304	A2305	G2306	G2307	G2308	A2309	A2310	U2311	U2312	G2313	G2314	G2315	C2316	A2317	G2318	G2319	A2320	G2321	A2327	A2328	G2329	G2330	G2331	G2334	A2335	A2336	G2339	G2340	G2341	C2342	C2343	U2344	G2345	A2346	C2347	C2350	G2351	A2352	G2353	G2354	U2357	G2358	G2359	G2360	G2361	G2362	G2363	G2364	G2365	G2366	G2367	G2368	G2369	G2370	G2371	G2372	G2373	G2374	G2375	G2376	G2377	G2378	G2379	G2380	G2381	G2382	G2383	G2384	G2385	G2386	G2387	G2388	G2389	G2390	G2391	G2392	G2393	G2394	G2395	G2396	G2397	G2398	G2399	U2401	C2402	G2403	G2404	G2405	U2406	G2407	U2408	G2409	A2411	G2415	C2416	U2419	C2420	G2421	A2422	G2423	C2424	A2425	A2426	G2428	G2429	G2430	G2431	G2432	G2433	G2434	G2435	G2436	G2437	G2438	G2439	G2440	G2441	G2442	G2443	G2444	G2445	G2446	G2447	G2448	G2449	G2450	G2451	G2452	G2453	G2454	G2455	G2456	G2457	G2458	G2459	G2460	G2461	G2462	G2463	G2464	G2465	G2466	G2467	G2468	G2469	G2470	G2471	G2472	G2473	G2474	G2475	G2476	G2477	A2478	G2481	G2482	C2483	G2484	G2485	A2488	U2491	U2492	G2502	A2503	G2504	G2505	U2506	C2507	C2512	G2513	G2514	G2515	G2516	G2517	G2518	G2519	G2520	G2521	G2522	G2523	G2524	G2525	G2526	G2527	G2528	G2529	G2530	G2531	G2532	G2533	G2534	G2535	G2536	G2537	G2538	G2539	G2540	G2541	G2542	G2543	G2544	G2545	G2546	G2547	G2548	G2549	G2550	G2551	G2552	G2553	G2554	G2555	G2556	G2557	G2558	G2559	G2560	G2561	G2562	G2563	G2564	G2565	G2566	G2567	G2568	G2569	G2570	G2571	G2572	G2573	G2574	G2575	G2576	G2577	G2578	G2579	G2580	G2581	G2582	G2583	G2584	G2585	G2586	G2587	G2588	G2589	G2590	G2591	G2592	G2593	G2594	G2595	G2596	G2597	G2598	G2599	G2600	G2601	G2602	G2603	G2604	G2605	G2606	G2607	G2608	G2609	G2610	G2611	G2612	G2613	G2614	G2615	G2616	G2617	G2618	G2619	G2620	G2621	G2622	G2623	G2624	G2625	G2626	G2627	G2628	G2629	G2630	G2631	G2632	G2633	G2634	G2635	G2636	G2637	G2638	G2639	G2640	G2641	G2642	G2643	G2644	G2645	G2646	G2647	G2648	G2649	G2650	G2651	G2652	G2653	G2654	G2655	G2656	G2657	G2658	G2659	G2660	G2661	G2662	G2663	G2664	G2665	G2666	G2667	G2668	G2669
G2144	C2145	C2146	U2148	G2149	U2150	G2151	G2152	G2153	G2154	G2155	G2156	G2157	A2158	G2159	G2160	G2161	G2162	G2163	C2164	G2165	G2166	U2167	G2168	A2169	A2170	A2171	U2172	A2173	A2176	C2177	C2178	C2179	U2180	G2181	G2182	C2183	G2184	C2185	G2186	G2187	C2188	U2189	G2190	G2191	G2192	G2193	G2194	C2195	G2196	G2197	G2198	G2199	C2200	C2201	U2202	C2203	C2205	G2206	G2207	G2208	G2209	G2210	G2211	G2212	G2213	G2214	G2215	G2216	G2217	G2218	G2219	G2220	G2221	G2222	G2223	G2224	G2225	G2226	G2227	G2228	G2229	U2233	G2234	G2235	G2236	G2237	G2238	G2239	C2240	A2241	G2242	U224																																																																																																																																																																																																																																																																																																												



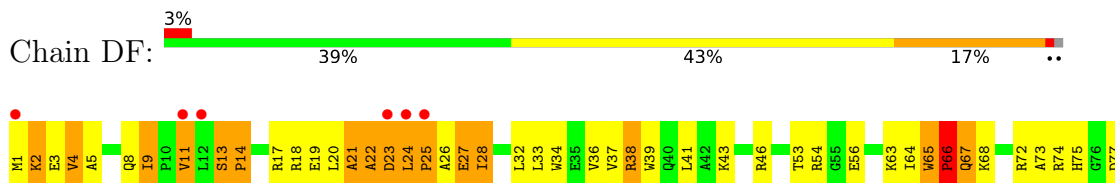
• Molecule 40: 50S RIBOSOMAL PROTEIN L3

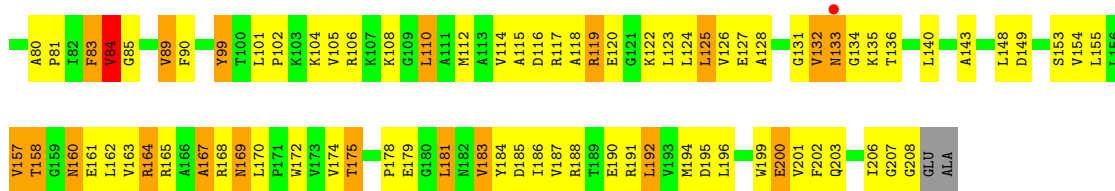


• Molecule 41: 50S RIBOSOMAL PROTEIN L4

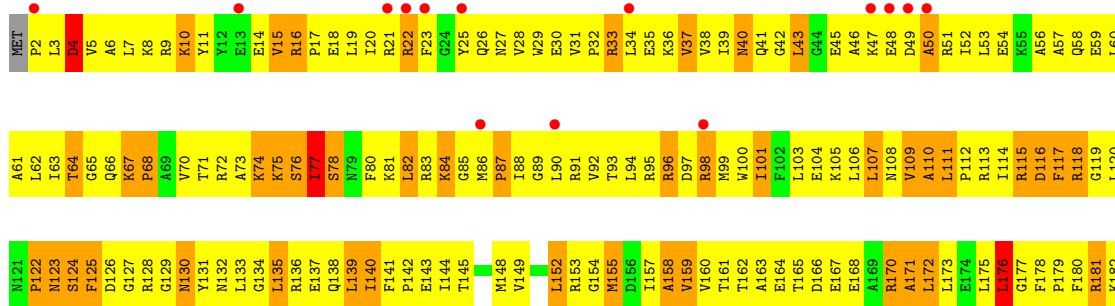
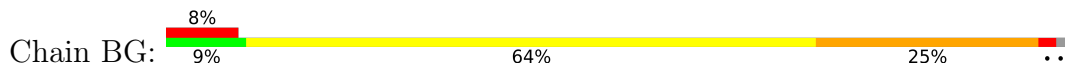


• Molecule 41: 50S RIBOSOMAL PROTEIN L4

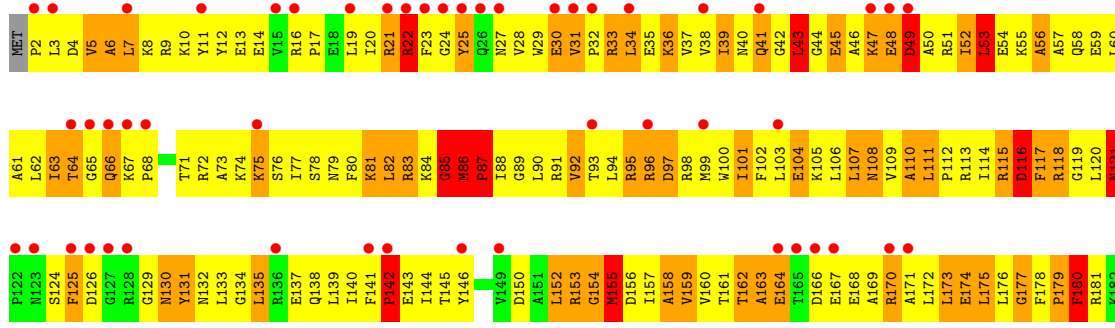
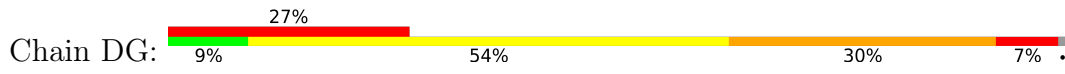




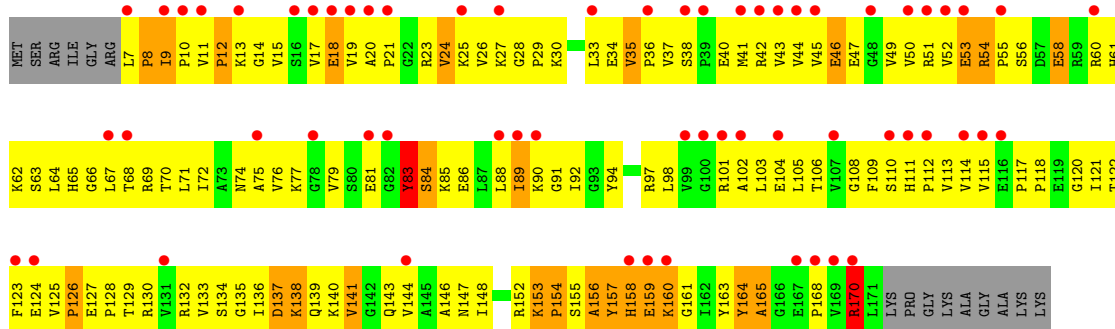
• Molecule 42: 50S RIBOSOMAL PROTEIN L5



• Molecule 42: 50S RIBOSOMAL PROTEIN L5



• Molecule 43: 50S RIBOSOMAL PROTEIN L6

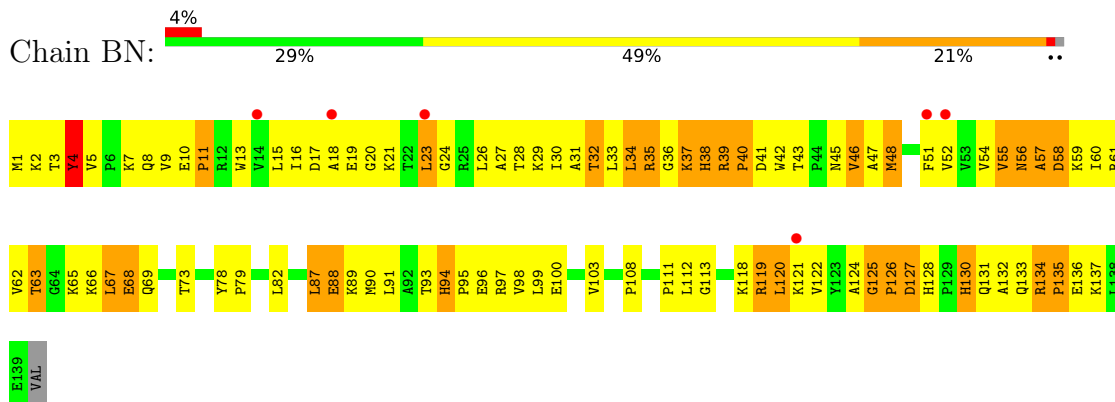


• Molecule 43: 50S RIBOSOMAL PROTEIN L6

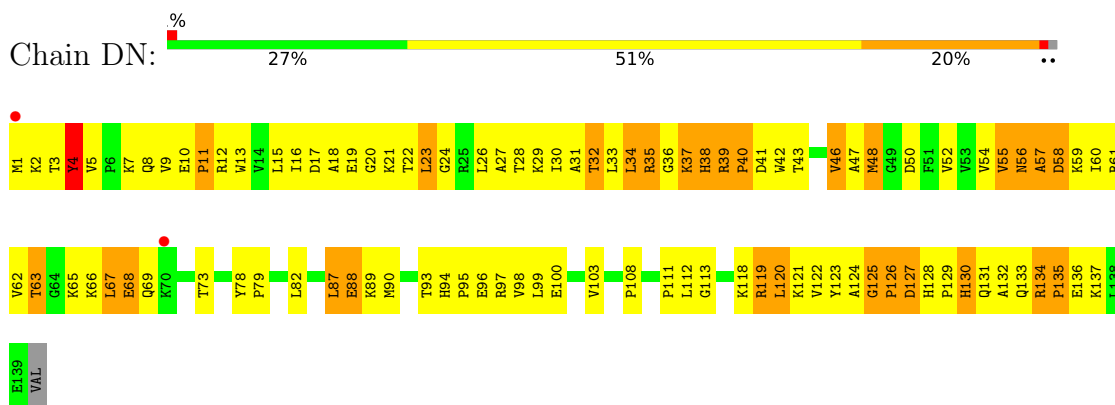
- Molecule 45: 50S RIBOSOMAL PROTEIN L10



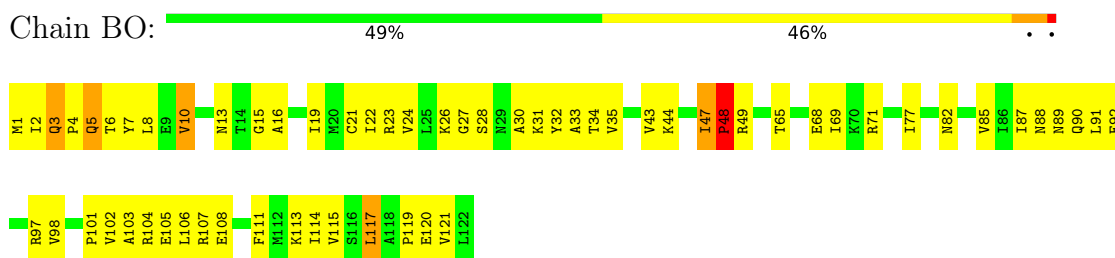
- Molecule 46: 50S RIBOSOMAL PROTEIN L13



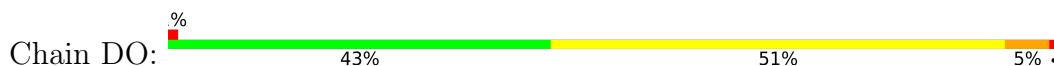
- Molecule 46: 50S RIBOSOMAL PROTEIN L13

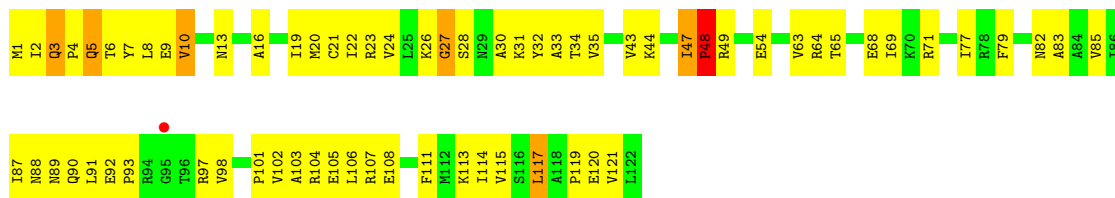


- Molecule 47: 50S RIBOSOMAL PROTEIN L14

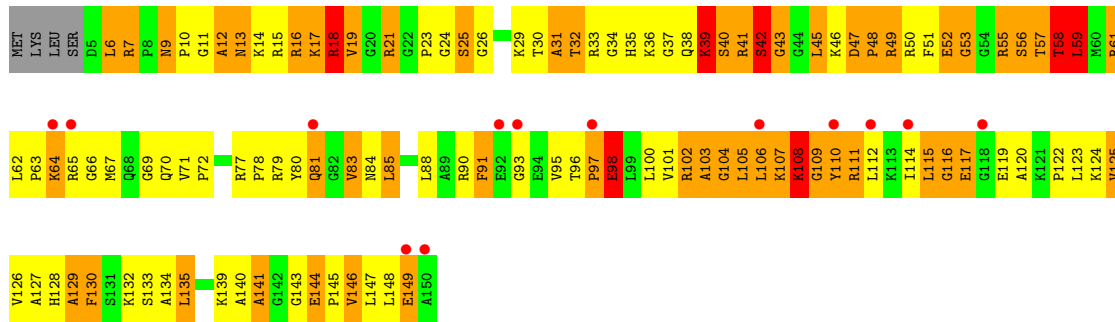
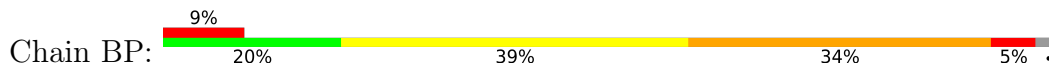


- Molecule 47: 50S RIBOSOMAL PROTEIN L14

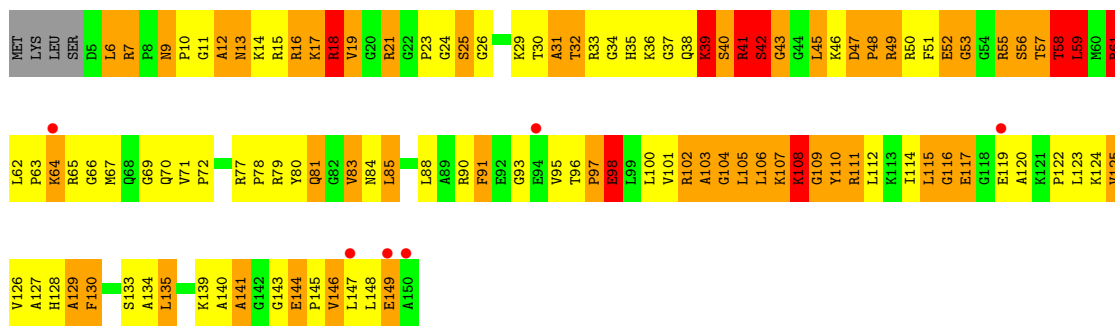
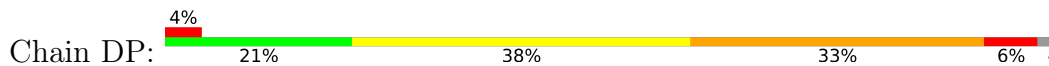




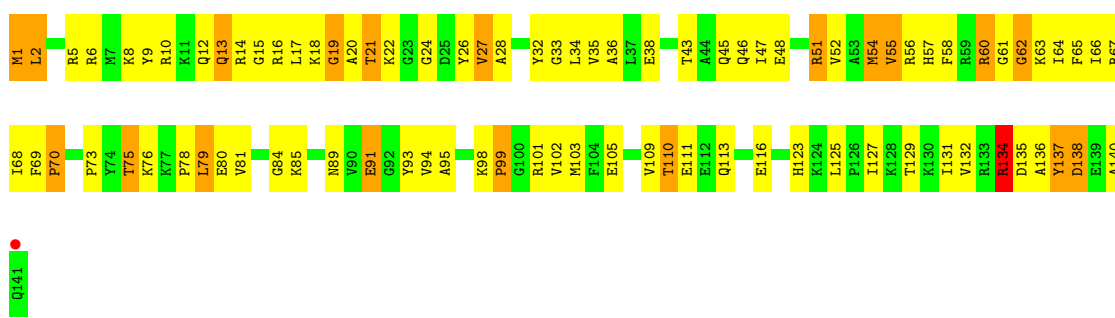
• Molecule 48: 50S RIBOSOMAL PROTEIN L15



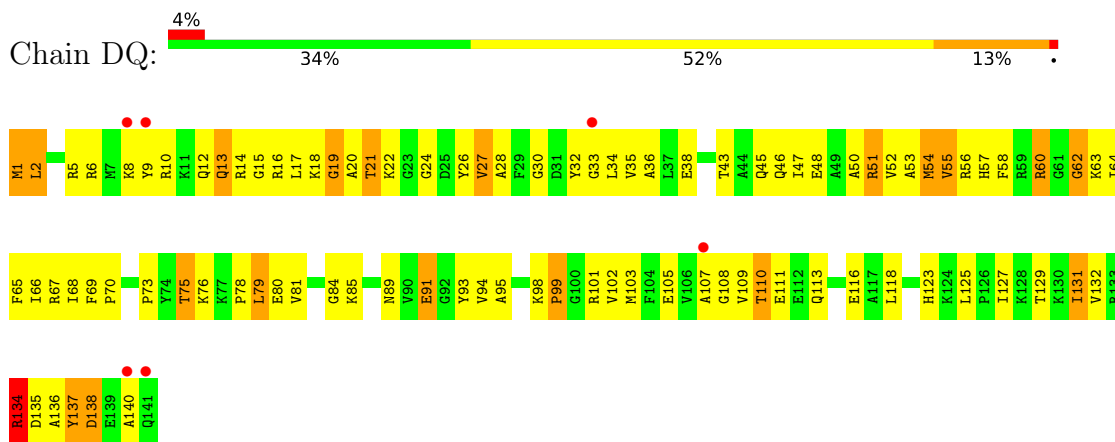
• Molecule 48: 50S RIBOSOMAL PROTEIN L15



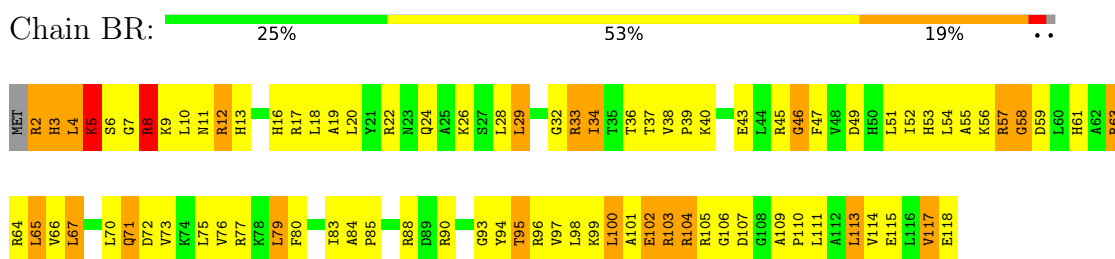
• Molecule 49: 50S RIBOSOMAL PROTEIN L16



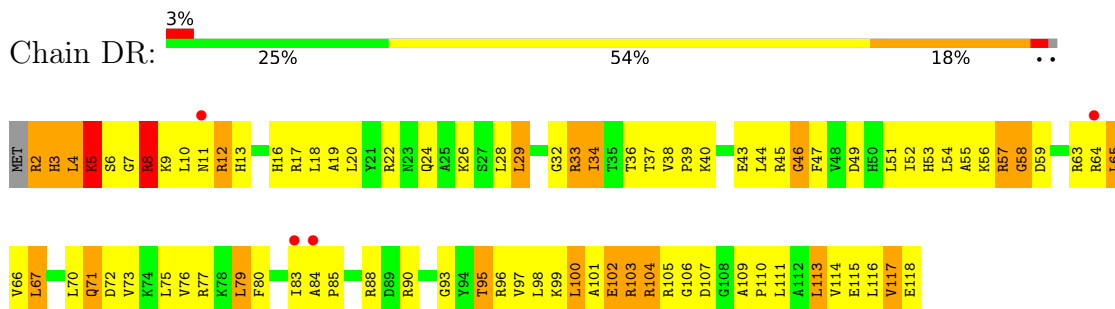
• Molecule 49: 50S RIBOSOMAL PROTEIN L16



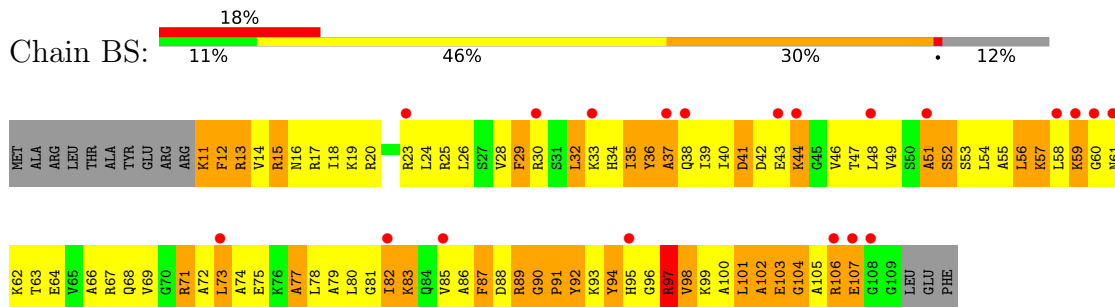
• Molecule 50: 50S RIBOSOMAL PROTEIN L17



• Molecule 50: 50S RIBOSOMAL PROTEIN L17

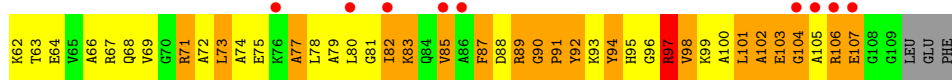
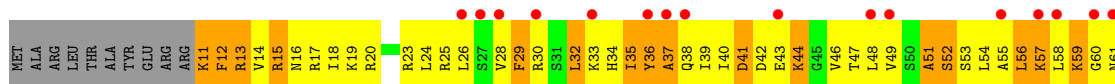


• Molecule 51: 50S RIBOSOMAL PROTEIN L18

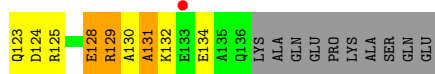
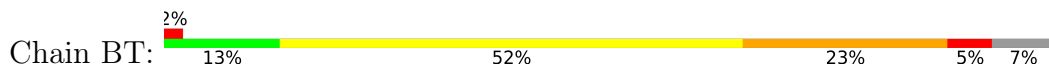


• Molecule 51: 50S RIBOSOMAL PROTEIN L18

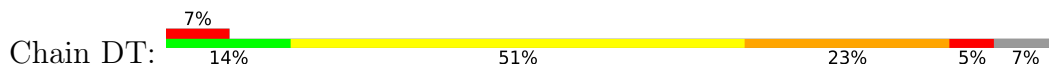




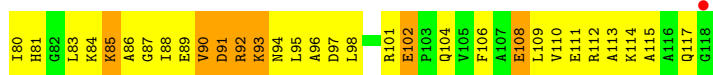
• Molecule 52: 50S RIBOSOMAL PROTEIN L19



• Molecule 52: 50S RIBOSOMAL PROTEIN L19

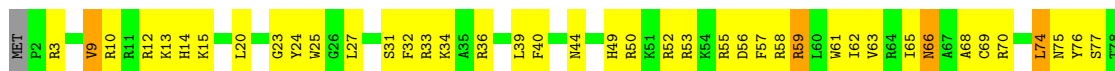


• Molecule 53: 50S RIBOSOMAL PROTEIN L20


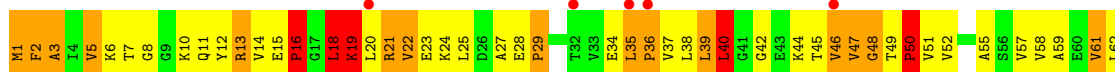
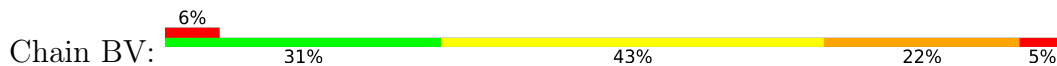


• Molecule 53: 50S RIBOSOMAL PROTEIN L20

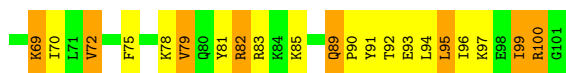




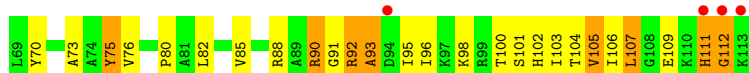
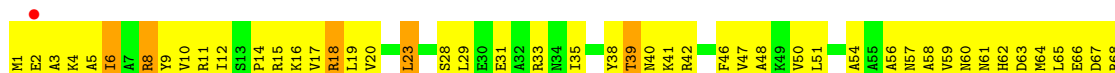
● Molecule 54: 50S RIBOSOMAL PROTEIN L21



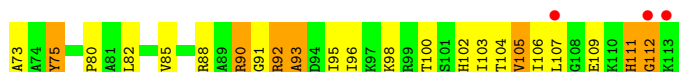
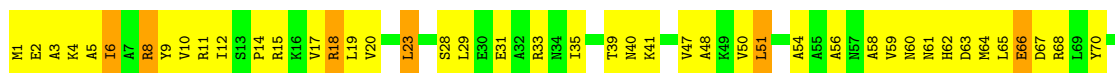
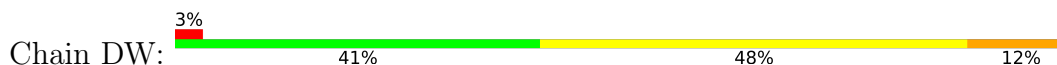
● Molecule 54: 50S RIBOSOMAL PROTEIN L21



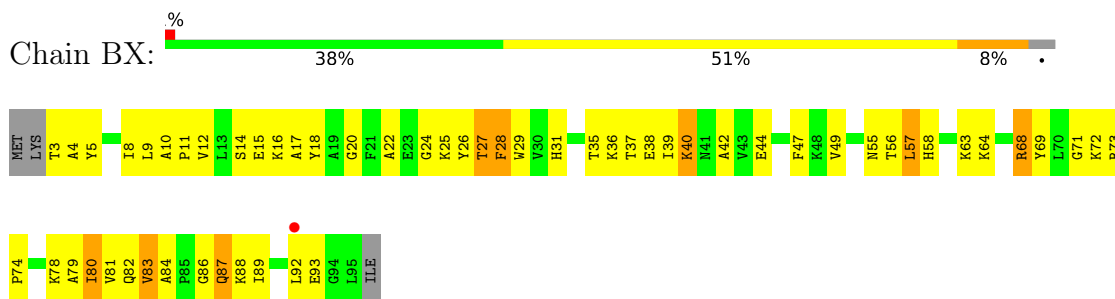
● Molecule 55: 50S RIBOSOMAL PROTEIN L22



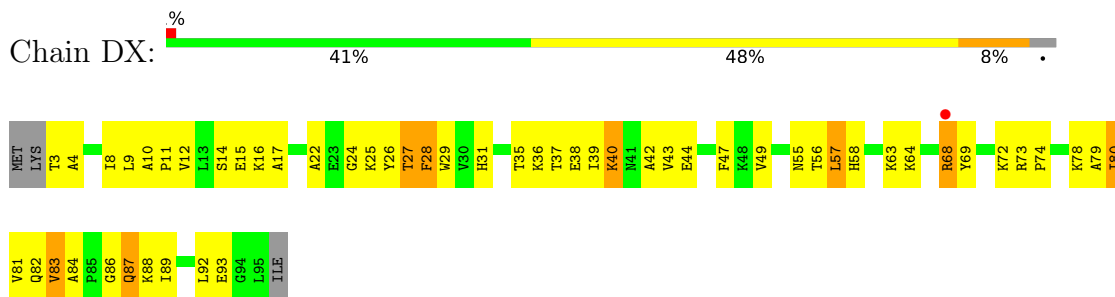
● Molecule 55: 50S RIBOSOMAL PROTEIN L22



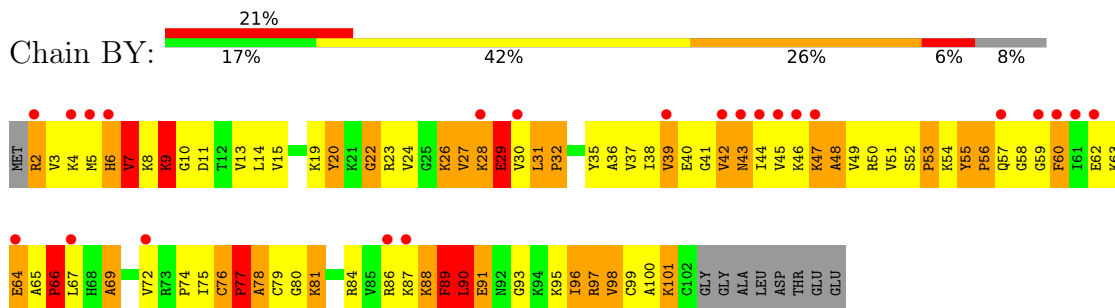
● Molecule 56: 50S RIBOSOMAL PROTEIN L23



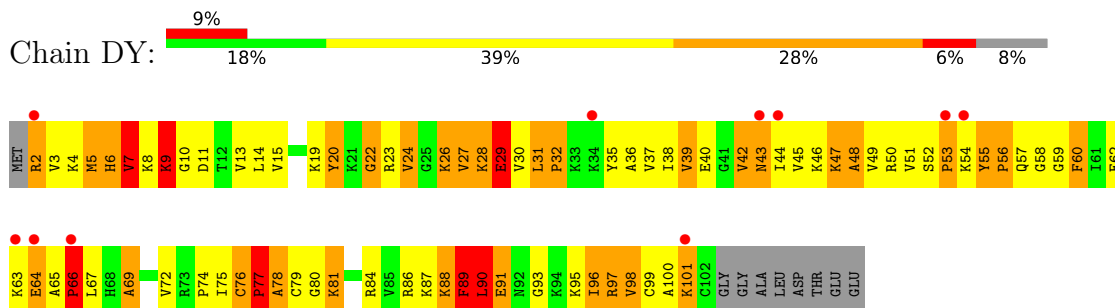
• Molecule 56: 50S RIBOSOMAL PROTEIN L23



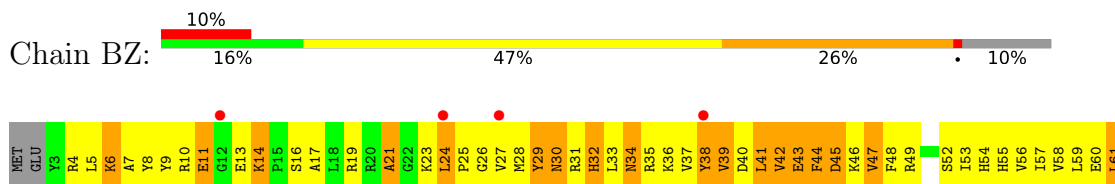
• Molecule 57: 50S RIBOSOMAL PROTEIN L24

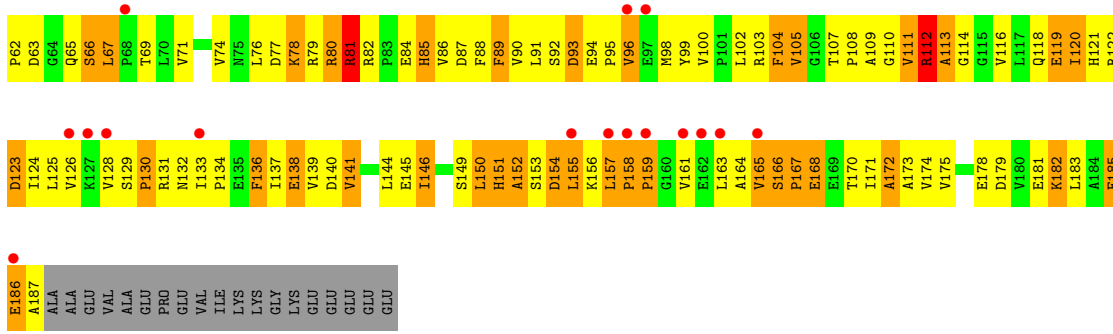


• Molecule 57: 50S RIBOSOMAL PROTEIN L24

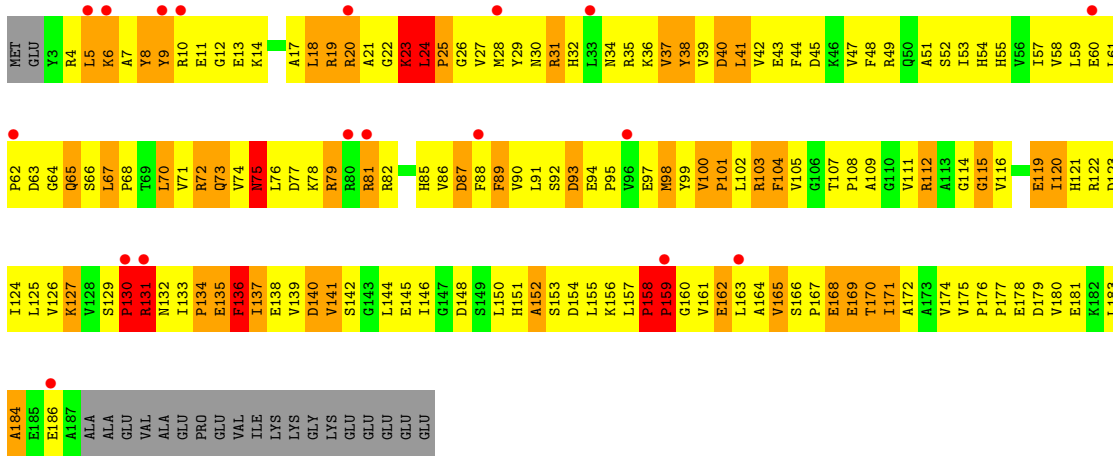
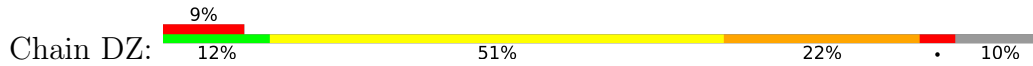


• Molecule 58: 50S RIBOSOMAL PROTEIN L25





● Molecule 58: 50S RIBOSOMAL PROTEIN L25



● Molecule 59: BACTERIAL TOXIN YOEB



4 Data and refinement statistics

Property	Value	Source
Space group	P 21 21 21	Depositor
Cell constants a, b, c, α , β , γ	211.59Å 455.43Å 616.94Å 90.00° 90.00° 90.00°	Depositor
Resolution (Å)	49.79 – 3.35 49.79 – 3.35	Depositor EDS
% Data completeness (in resolution range)	99.6 (49.79-3.35) 99.7 (49.79-3.35)	Depositor EDS
R_{merge}	0.15	Depositor
R_{sym}	(Not available)	Depositor
$\langle I/\sigma(I) \rangle$ ¹	1.60 (at 3.33Å)	Xtrriage
Refinement program	CNS 1.2	Depositor
R, R_{free}	0.223 , 0.261 0.224 , (Not available)	Depositor DCC
R_{free} test set	No test flags present.	wwPDB-VP
Wilson B-factor (Å ²)	96.2	Xtrriage
Anisotropy	0.077	Xtrriage
Bulk solvent k_{sol} (e/Å ³), B_{sol} (Å ²)	0.28 , 95.5	EDS
L-test for twinning ²	$\langle L \rangle = 0.45$, $\langle L^2 \rangle = 0.28$	Xtrriage
Estimated twinning fraction	No twinning to report.	Xtrriage
F_o, F_c correlation	0.93	EDS
Total number of atoms	298206	wwPDB-VP
Average B, all atoms (Å ²)	116.0	wwPDB-VP

Xtrriage's analysis on translational NCS is as follows: *The largest off-origin peak in the Patterson function is 1.56% of the height of the origin peak. No significant pseudotranslation is detected.*

¹Intensities estimated from amplitudes.

²Theoretical values of $\langle |L| \rangle$, $\langle L^2 \rangle$ for acentric reflections are 0.5, 0.333 respectively for untwinned datasets, and 0.375, 0.2 for perfectly twinned datasets.

5 Model quality

5.1 Standard geometry

Bond lengths and bond angles in the following residue types are not validated in this section: 5MU, ZN, OMU, A2M, MG

The Z score for a bond length (or angle) is the number of standard deviations the observed value is removed from the expected value. A bond length (or angle) with $|Z| > 5$ is considered an outlier worth inspection. RMSZ is the root-mean-square of all Z scores of the bond lengths (or angles).

Mol	Chain	Bond lengths		Bond angles	
		RMSZ	# Z >5	RMSZ	# Z >5
1	AA	0.43	1/36190 (0.0%)	0.69	13/56486 (0.0%)
1	CA	0.41	1/36190 (0.0%)	0.70	15/56486 (0.0%)
2	AB	0.33	0/1936	0.62	0/2611
2	CB	0.33	0/1936	0.61	0/2611
3	AC	0.33	0/1637	0.59	0/2207
3	CC	0.33	0/1637	0.59	0/2207
4	AD	0.38	0/1733	0.67	1/2318 (0.0%)
4	CD	0.35	0/1733	0.64	0/2318
5	AE	0.38	0/1163	0.67	0/1566
5	CE	0.37	0/1163	0.65	0/1566
6	AF	0.34	0/856	0.64	0/1154
6	CF	0.35	0/856	0.64	0/1154
7	AG	0.32	0/1276	0.55	0/1709
7	CG	0.30	0/1276	0.55	0/1709
8	AH	0.35	0/1136	0.69	0/1527
8	CH	0.33	0/1136	0.68	0/1527
9	AI	0.33	0/1027	0.60	0/1373
9	CI	0.32	0/1027	0.61	0/1373
10	AJ	0.35	0/808	0.62	0/1087
10	CJ	0.33	0/808	0.61	0/1087
11	AK	0.33	0/900	0.61	0/1213
11	CK	0.35	0/900	0.61	0/1213
12	AL	0.42	0/987	0.75	0/1322
12	CL	0.43	0/987	0.74	1/1322 (0.1%)
13	AM	0.33	0/943	0.84	3/1256 (0.2%)
13	CM	0.33	0/943	0.85	3/1256 (0.2%)
14	AN	0.36	0/501	0.94	3/664 (0.5%)
14	CN	0.37	0/501	0.92	3/664 (0.5%)
15	AO	0.36	0/745	0.61	0/992
15	CO	0.38	0/745	0.61	0/992
16	AP	0.39	0/717	0.63	0/965
16	CP	0.36	0/717	0.61	0/965

Mol	Chain	Bond lengths		Bond angles	
		RMSZ	# Z >5	RMSZ	# Z >5
17	AQ	0.39	0/837	0.66	0/1119
17	CQ	0.37	0/837	0.65	0/1119
18	AR	0.37	0/579	1.06	3/768 (0.4%)
18	CR	0.36	0/579	0.97	3/768 (0.4%)
19	AS	0.43	0/643	0.92	3/867 (0.3%)
19	CS	0.51	0/643	0.98	3/867 (0.3%)
20	AT	0.35	0/765	0.61	0/1007
20	CT	0.32	0/765	0.60	0/1007
21	AU	0.46	0/213	0.61	0/279
21	CU	0.48	0/213	0.61	0/279
22	AV	0.49	0/1810	0.70	0/2821
23	AW	0.39	0/1832	0.69	0/2855
23	CV	0.44	0/1832	0.72	1/2855 (0.0%)
23	CW	0.37	0/1832	0.69	0/2855
24	AX	0.41	0/194	0.65	0/301
25	AY	0.41	0/742	0.63	1/1002 (0.1%)
25	AZ	0.40	0/743	0.63	0/1002
25	CY	0.48	0/742	0.69	2/1002 (0.2%)
25	CZ	0.47	0/743	0.64	0/1002
26	B0	0.39	0/671	0.68	0/892
26	D0	0.39	0/671	0.69	0/892
27	B1	0.43	0/739	0.81	1/983 (0.1%)
27	D1	0.47	0/739	0.78	0/983
28	B2	0.38	0/600	0.68	0/793
28	D2	0.47	0/600	0.76	1/793 (0.1%)
29	B3	0.38	0/473	0.65	0/636
29	D3	0.40	0/473	0.66	0/636
30	B4	0.39	0/461	0.70	0/623
30	D4	0.40	0/461	0.69	0/623
31	B5	0.51	0/442	0.86	0/598
31	D5	0.54	0/442	0.85	0/598
32	B6	0.46	0/440	0.83	0/586
32	D6	0.51	0/440	0.85	0/586
33	B7	0.48	0/418	0.68	0/552
33	D7	0.54	0/418	0.69	0/552
34	B8	0.57	0/516	0.97	4/681 (0.6%)
34	D8	0.56	0/516	0.97	5/681 (0.7%)
35	B9	0.36	0/310	0.61	0/407
35	D9	0.36	0/310	0.62	0/407
36	BA	0.53	5/68704 (0.0%)	0.74	50/107260 (0.0%)
36	DA	0.56	3/68704 (0.0%)	0.75	57/107260 (0.1%)
37	BB	0.39	0/2853	0.69	0/4451
37	DB	0.41	0/2853	0.70	0/4451

Mol	Chain	Bond lengths		Bond angles	
		RMSZ	# Z >5	RMSZ	# Z >5
38	BC	0.31	0/956	0.55	0/1288
38	DC	0.31	0/956	0.55	0/1288
39	BD	0.47	0/2155	0.82	2/2907 (0.1%)
39	DD	0.51	0/2155	0.83	3/2907 (0.1%)
40	BE	0.46	0/1597	0.78	1/2155 (0.0%)
40	DE	0.47	0/1597	0.78	1/2155 (0.0%)
41	BF	0.46	0/1659	0.76	1/2246 (0.0%)
41	DF	0.48	0/1659	0.76	1/2246 (0.0%)
42	BG	0.36	0/1498	0.66	0/2013
42	DG	0.42	0/1498	0.79	1/2013 (0.0%)
43	BH	0.38	0/1285	0.71	0/1741
43	DH	0.40	0/1285	0.72	0/1741
44	BI	0.37	0/1147	0.87	3/1553 (0.2%)
44	DI	0.39	0/1147	0.88	3/1553 (0.2%)
46	BN	0.42	0/1132	0.74	1/1527 (0.1%)
46	DN	0.43	0/1132	0.75	1/1527 (0.1%)
47	BO	0.45	0/943	0.69	0/1269
47	DO	0.41	0/943	0.67	0/1269
48	BP	0.53	0/1131	1.06	6/1504 (0.4%)
48	DP	0.55	0/1131	1.08	7/1504 (0.5%)
49	BQ	0.44	0/1134	0.68	0/1517
49	DQ	0.42	0/1134	0.68	0/1517
50	BR	0.42	0/974	0.77	2/1302 (0.2%)
50	DR	0.44	0/974	0.79	2/1302 (0.2%)
51	BS	0.40	0/779	0.69	0/1038
51	DS	0.41	0/779	0.69	0/1038
52	BT	0.48	0/1138	0.83	3/1521 (0.2%)
52	DT	0.45	0/1138	0.81	3/1521 (0.2%)
53	BU	0.44	0/975	0.75	0/1297
53	DU	0.47	0/975	0.75	0/1297
54	BV	0.42	0/790	0.73	0/1057
54	DV	0.46	0/790	0.75	0/1057
55	BW	0.44	0/907	0.72	0/1216
55	DW	0.46	0/907	0.74	0/1216
56	BX	0.44	0/740	0.69	0/995
56	DX	0.47	0/740	0.71	0/995
57	BY	0.51	0/789	0.79	1/1053 (0.1%)
57	DY	0.55	0/789	0.80	1/1053 (0.1%)
58	BZ	0.38	0/1500	0.71	0/2037
58	DZ	0.40	0/1500	0.74	1/2037 (0.0%)
59	CX	0.44	0/169	0.70	0/262
All	All	0.48	10/321535 (0.0%)	0.73	220/480333 (0.0%)

Chiral center outliers are detected by calculating the chiral volume of a chiral center and verifying if the center is modelled as a planar moiety or with the opposite hand. A planarity outlier is detected by checking planarity of atoms in a peptide group, atoms in a mainchain group or atoms of a sidechain that are expected to be planar.

Mol	Chain	#Chirality outliers	#Planarity outliers
1	AA	1	15
1	CA	0	13
22	AV	0	1
23	CV	0	2
24	AX	0	1
36	BA	7	51
36	DA	7	58
37	BB	0	2
37	DB	0	2
59	CX	0	1
All	All	15	146

All (10) bond length outliers are listed below:

Mol	Chain	Res	Type	Atoms	Z	Observed(Å)	Ideal(Å)
36	BA	975(A)	G	O3'-P	-12.04	1.46	1.61
1	AA	413	G	O3'-P	-8.20	1.51	1.61
1	CA	413	G	O3'-P	-7.59	1.52	1.61
36	BA	783	A	C5-C6	-5.78	1.35	1.41
36	BA	2506	U	N1-C2	5.66	1.43	1.38
36	DA	2506	U	N1-C2	5.47	1.43	1.38
36	BA	570	G	C6-O6	5.26	1.28	1.24
36	DA	751	A	P-OP1	5.19	1.57	1.49
36	BA	1899	G	N9-C4	-5.17	1.33	1.38
36	DA	2188	C	O3'-P	5.10	1.67	1.61

All (220) bond angle outliers are listed below:

Mol	Chain	Res	Type	Atoms	Z	Observed(°)	Ideal(°)
18	AR	64	ARG	NE-CZ-NH2	-15.72	112.44	120.30
19	CS	81	ARG	NE-CZ-NH1	15.12	127.86	120.30
18	AR	64	ARG	NE-CZ-NH1	14.85	127.73	120.30
13	CM	29	ARG	NE-CZ-NH2	-13.53	113.53	120.30
13	CM	29	ARG	NE-CZ-NH1	13.37	126.99	120.30
19	AS	81	ARG	NE-CZ-NH1	13.35	126.98	120.30
44	DI	50	ARG	NE-CZ-NH1	13.28	126.94	120.30
44	DI	50	ARG	NE-CZ-NH2	-13.22	113.69	120.30
14	AN	3	ARG	NE-CZ-NH2	-13.19	113.70	120.30

Continued on next page...

Continued from previous page...

Mol	Chain	Res	Type	Atoms	Z	Observed(°)	Ideal(°)
44	BI	50	ARG	NE-CZ-NH2	-13.18	113.71	120.30
18	CR	64	ARG	NE-CZ-NH2	-13.09	113.76	120.30
13	AM	29	ARG	NE-CZ-NH1	12.94	126.77	120.30
13	AM	29	ARG	NE-CZ-NH2	-12.89	113.86	120.30
14	CN	3	ARG	NE-CZ-NH2	-12.73	113.94	120.30
18	CR	64	ARG	NE-CZ-NH1	12.67	126.63	120.30
44	BI	50	ARG	NE-CZ-NH1	12.63	126.62	120.30
14	AN	3	ARG	NE-CZ-NH1	12.56	126.58	120.30
19	AS	81	ARG	NE-CZ-NH2	-12.34	114.13	120.30
14	CN	3	ARG	NE-CZ-NH1	12.06	126.33	120.30
19	CS	81	ARG	NE-CZ-NH2	-11.98	114.31	120.30
36	BA	1992	G	C2'-C3'-O3'	11.01	133.72	109.50
36	DA	1992	G	C2'-C3'-O3'	10.49	132.59	109.50
36	DA	331	A	C2'-C3'-O3'	9.52	130.44	109.50
36	DA	1799	G	C2'-C3'-O3'	9.49	130.37	109.50
36	BA	331	A	C2'-C3'-O3'	9.43	130.25	109.50
36	DA	1820	U	C2'-C3'-O3'	9.42	130.23	109.50
36	BA	1820	U	C2'-C3'-O3'	9.37	130.10	109.50
36	BA	1799	G	C2'-C3'-O3'	9.11	129.54	109.50
48	BP	52	GLU	N-CA-C	9.09	135.54	111.00
1	CA	1498	U	C2'-C3'-O3'	9.07	129.46	109.50
48	DP	52	GLU	N-CA-C	8.93	135.11	111.00
36	BA	1819	A	C2'-C3'-O3'	8.77	128.80	109.50
36	BA	1786	A	N9-C1'-C2'	8.74	125.36	114.00
1	AA	575	G	C2'-C3'-O3'	8.74	128.72	109.50
1	CA	115	G	C2'-C3'-O3'	8.64	128.52	109.50
36	DA	49	A	C2'-C3'-O3'	8.63	128.49	109.50
1	AA	115	G	C2'-C3'-O3'	8.58	128.39	109.50
36	DA	1022	G	C2'-C3'-O3'	8.55	128.32	109.50
36	DA	790	C	C2'-C3'-O3'	8.49	128.17	109.50
36	BA	790	C	C2'-C3'-O3'	8.46	128.12	109.50
36	DA	1786	A	N9-C1'-C2'	8.46	125.00	114.00
36	DA	1819	A	C2'-C3'-O3'	8.46	128.10	109.50
36	BA	1022	G	C2'-C3'-O3'	8.39	127.95	109.50
36	BA	752	A	C2'-C3'-O3'	8.35	127.86	109.50
1	CA	575	G	C2'-C3'-O3'	8.34	127.85	109.50
36	BA	49	A	C2'-C3'-O3'	8.32	127.80	109.50
36	DA	74	A	C2'-C3'-O3'	8.14	127.40	109.50
36	DA	2360	A	N9-C1'-C2'	-8.11	103.08	112.00
48	DP	53	GLY	N-CA-C	-8.03	93.02	113.10
36	DA	752	A	C2'-C3'-O3'	7.99	127.07	109.50
36	BA	2360	A	N9-C1'-C2'	-7.98	103.22	112.00

Continued on next page...

Continued from previous page...

Mol	Chain	Res	Type	Atoms	Z	Observed(°)	Ideal(°)
48	BP	53	GLY	N-CA-C	-7.97	93.16	113.10
36	BA	74	A	C2'-C3'-O3'	7.71	126.47	109.50
1	CA	366	C	C2'-C3'-O3'	7.68	126.40	109.50
36	DA	1653	G	C2'-C3'-O3'	7.68	126.40	109.50
48	BP	58	THR	N-CA-C	-7.63	90.40	111.00
1	AA	366	C	C2'-C3'-O3'	7.59	126.20	109.50
36	BA	1653	G	C2'-C3'-O3'	7.58	126.18	109.50
48	DP	58	THR	N-CA-C	-7.48	90.81	111.00
18	AR	64	ARG	CD-NE-CZ	7.43	134.00	123.60
23	CV	4	G	N9-C1'-C2'	-7.38	103.89	112.00
1	AA	1498	U	C2'-C3'-O3'	7.33	125.63	109.50
36	DA	2188	C	OP2-P-O3'	7.30	121.27	105.20
36	DA	585	G	OP2-P-O3'	7.26	121.17	105.20
36	BA	387	U	C2'-C3'-O3'	7.24	125.43	109.50
1	CA	60	A	C2'-C3'-O3'	7.14	125.22	109.50
36	DA	387	U	C2'-C3'-O3'	7.07	125.05	109.50
36	BA	945	A	N9-C1'-C2'	7.04	123.15	114.00
1	AA	60	A	C2'-C3'-O3'	6.95	124.82	113.70
13	AM	29	ARG	CD-NE-CZ	6.94	133.31	123.60
44	DI	50	ARG	CD-NE-CZ	6.92	133.28	123.60
44	BI	50	ARG	CD-NE-CZ	6.86	133.21	123.60
36	DA	945	A	N9-C1'-C2'	6.86	122.91	114.00
41	BF	83	PHE	N-CA-C	6.77	129.28	111.00
18	CR	64	ARG	CD-NE-CZ	6.76	133.06	123.60
19	CS	81	ARG	CD-NE-CZ	6.74	133.03	123.60
52	DT	80	SER	N-CA-C	6.69	129.07	111.00
52	BT	80	SER	N-CA-C	6.69	129.05	111.00
41	DF	83	PHE	N-CA-C	6.69	129.05	111.00
48	BP	43	GLY	N-CA-C	-6.59	96.61	113.10
13	CM	29	ARG	CD-NE-CZ	6.59	132.82	123.60
36	DA	1493	C	N1-C1'-C2'	6.53	122.48	114.00
36	BA	2225	A	C2'-C3'-O3'	6.51	124.12	113.70
36	BA	975(A)	G	P-O3'-C3'	6.48	127.47	119.70
48	DP	43	GLY	N-CA-C	-6.45	96.98	113.10
36	DA	1970	A	C5'-C4'-O4'	6.37	116.74	109.10
36	BA	1970	A	C5'-C4'-O4'	6.35	116.72	109.10
50	BR	5	LYS	N-CA-C	-6.32	93.95	111.00
14	AN	3	ARG	CD-NE-CZ	6.31	132.44	123.60
50	BR	58	GLY	N-CA-C	6.30	128.85	113.10
36	BA	272(B)	G	O4'-C1'-N9	6.27	113.22	108.20
36	DA	1053	C	N1-C1'-C2'	6.27	122.15	114.00
36	BA	585	G	OP2-P-O3'	6.26	118.98	105.20

Continued on next page...

Continued from previous page...

Mol	Chain	Res	Type	Atoms	Z	Observed(°)	Ideal(°)
50	DR	5	LYS	N-CA-C	-6.26	94.11	111.00
36	BA	1493	C	N1-C1'-C2'	6.24	122.11	114.00
36	DA	2225	A	C2'-C3'-O3'	6.16	123.56	113.70
14	CN	3	ARG	CD-NE-CZ	6.14	132.19	123.60
36	BA	1053	C	N1-C1'-C2'	6.13	121.97	114.00
19	AS	81	ARG	CD-NE-CZ	6.09	132.12	123.60
27	B1	46	LEU	CA-CB-CG	6.06	129.25	115.30
50	DR	58	GLY	N-CA-C	6.03	128.18	113.10
36	DA	1559	G	N9-C1'-C2'	6.03	121.83	114.00
39	DD	210	GLY	N-CA-C	-5.93	98.27	113.10
36	DA	1781	C	N1-C1'-C2'	5.91	121.69	114.00
36	DA	272(B)	G	O4'-C1'-N9	5.87	112.89	108.20
1	CA	687	A	C2'-C3'-O3'	5.84	123.04	113.70
1	CA	920	U	C5'-C4'-C3'	-5.80	106.72	116.00
36	DA	1365	A	C5'-C4'-C3'	5.80	125.28	116.00
36	BA	2188	C	OP2-P-O3'	-5.80	92.44	105.20
36	DA	1294	U	C5'-C4'-C3'	-5.79	106.73	116.00
36	DA	49	A	C4'-C3'-O3'	5.79	124.59	113.00
36	DA	752	A	C4'-C3'-O3'	5.78	124.55	113.00
36	BA	1559	G	N9-C1'-C2'	5.77	121.50	114.00
36	BA	49	A	C4'-C3'-O3'	5.75	124.50	113.00
36	DA	1395	A	N9-C1'-C2'	5.75	121.47	114.00
36	DA	2611	U	C5'-C4'-O4'	-5.74	102.21	109.10
1	CA	1067	A	C2'-C3'-O3'	5.74	122.88	113.70
36	BA	1395	A	N9-C1'-C2'	5.73	121.44	114.00
36	DA	1155	A	C5'-C4'-O4'	-5.70	102.25	109.10
34	B8	34	TRP	N-CA-C	-5.70	95.62	111.00
36	DA	2778	A	C5'-C4'-C3'	-5.69	106.89	116.00
36	DA	265	A	N9-C1'-C2'	5.66	121.36	114.00
1	AA	687	A	C2'-C3'-O3'	5.64	122.73	113.70
58	DZ	12	GLY	N-CA-C	-5.62	99.04	113.10
1	AA	266	G	C2'-C3'-O3'	5.62	122.69	113.70
36	DA	2200	C	C5'-C4'-C3'	-5.60	107.05	116.00
42	DG	85	GLY	N-CA-C	5.59	127.08	113.10
36	DA	1326	U	OP2-P-O3'	5.59	117.49	105.20
36	DA	1049	C	N1-C1'-C2'	5.58	121.25	114.00
48	DP	59	LEU	CA-CB-CG	5.58	128.12	115.30
1	AA	1067	A	C2'-C3'-O3'	5.57	122.61	113.70
36	BA	752	A	C4'-C3'-O3'	5.57	124.13	113.00
36	BA	1616	A	N9-C1'-C2'	5.54	121.20	114.00
34	D8	51	ALA	N-CA-C	-5.51	96.13	111.00
34	D8	34	TRP	N-CA-C	-5.51	96.13	111.00

Continued on next page...

Continued from previous page...

Mol	Chain	Res	Type	Atoms	Z	Observed(°)	Ideal(°)
34	B8	32	LEU	CA-CB-CG	5.46	127.86	115.30
57	DY	7	VAL	N-CA-C	5.46	125.73	111.00
52	BT	4	GLY	N-CA-C	-5.45	99.47	113.10
39	BD	244	ARG	C-N-CD	-5.45	108.61	120.60
36	BA	272(B)	G	C5'-C4'-C3'	5.44	124.70	116.00
1	AA	920	U	C5'-C4'-C3'	-5.44	107.30	116.00
36	DA	752	A	C4'-C3'-C2'	5.44	108.04	102.60
36	BA	1049	C	N1-C1'-C2'	5.44	121.07	114.00
39	BD	210	GLY	N-CA-C	-5.44	99.51	113.10
36	BA	676	A	O4'-C1'-N9	5.43	112.55	108.20
36	BA	1326	U	OP2-P-O3'	5.43	117.14	105.20
36	DA	1913	A	N9-C1'-C2'	5.43	121.06	114.00
52	DT	4	GLY	N-CA-C	-5.42	99.55	113.10
36	BA	2611	U	C5'-C4'-O4'	-5.42	102.60	109.10
36	BA	1913	A	N9-C1'-C2'	5.39	121.01	114.00
36	DA	2278	A	C5'-C4'-C3'	5.38	124.61	116.00
36	BA	2278	A	C5'-C4'-C3'	5.37	124.59	116.00
36	DA	512	G	O4'-C1'-N9	5.37	112.50	108.20
36	DA	1332	G	C5'-C4'-C3'	-5.36	107.43	116.00
36	BA	2778	A	C5'-C4'-C3'	-5.35	107.44	116.00
34	D8	32	LEU	CA-CB-CG	5.35	127.60	115.30
36	BA	272	G	C2'-C3'-O3'	5.34	122.24	113.70
1	CA	266	G	C2'-C3'-O3'	5.34	122.24	113.70
57	BY	7	VAL	N-CA-C	5.33	125.40	111.00
1	CA	413	G	P-O3'-C3'	5.33	126.10	119.70
52	BT	29	ARG	N-CA-C	5.33	125.39	111.00
36	DA	587	C	OP2-P-O3'	5.32	116.91	105.20
1	CA	1201	A	C2'-C3'-O3'	5.32	122.21	113.70
36	BA	1987	G	C5'-C4'-C3'	-5.32	107.49	116.00
48	BP	59	LEU	CA-CB-CG	5.30	127.50	115.30
52	DT	29	ARG	N-CA-C	5.29	125.29	111.00
36	BA	1294	U	C5'-C4'-C3'	-5.29	107.54	116.00
36	DA	272(B)	G	C5'-C4'-C3'	5.28	124.45	116.00
36	BA	265	A	N9-C1'-C2'	5.28	120.86	114.00
48	DP	61	ARG	NE-CZ-NH1	5.27	122.94	120.30
34	B8	51	ALA	N-CA-C	-5.25	96.81	111.00
25	CY	30	LEU	CA-CB-CG	5.24	127.36	115.30
25	AY	14	LEU	CA-CB-CG	5.24	127.35	115.30
34	B8	32	LEU	N-CA-C	-5.23	96.87	111.00
36	BA	1499	C	C5'-C4'-C3'	-5.22	107.64	116.00
36	BA	1155	A	C5'-C4'-O4'	-5.22	102.83	109.10
36	DA	1281	G	C5'-C4'-O4'	-5.21	102.85	109.10

Continued on next page...

Continued from previous page...

Mol	Chain	Res	Type	Atoms	Z	Observed(°)	Ideal(°)
40	BE	44	TYR	N-CA-C	5.21	125.06	111.00
1	AA	1201	A	C2'-C3'-O3'	5.20	122.02	113.70
36	DA	272	G	C2'-C3'-O3'	5.19	122.01	113.70
36	BA	1332	G	C5'-C4'-C3'	-5.19	107.70	116.00
36	DA	79	G	N9-C1'-C2'	-5.19	106.29	112.00
48	DP	41	ARG	NE-CZ-NH1	5.19	122.89	120.30
39	DD	225	ALA	N-CA-C	-5.19	97.00	111.00
36	DA	1499	C	C5'-C4'-C3'	-5.18	107.70	116.00
36	DA	2191	G	C2'-C3'-O3'	5.18	122.00	113.70
36	BA	1781	C	N1-C1'-C2'	5.18	120.73	114.00
36	BA	2191	G	C2'-C3'-O3'	5.17	121.97	113.70
25	CY	14	LEU	CA-CB-CG	5.16	127.16	115.30
4	AD	12	CYS	CA-CB-SG	5.16	123.28	114.00
1	CA	413	G	O3'-P-O5'	-5.16	94.20	104.00
36	BA	512	G	O4'-C1'-N9	5.14	112.31	108.20
36	DA	783	A	N9-C1'-C2'	-5.13	106.35	112.00
46	DN	67	LEU	N-CA-C	-5.13	97.14	111.00
28	D2	61	LEU	CA-CB-CG	-5.12	103.52	115.30
1	AA	722	A	N9-C1'-C2'	5.12	120.66	114.00
36	BA	494	G	C5'-C4'-C3'	-5.11	107.83	116.00
34	D8	32	LEU	N-CA-C	-5.11	97.21	111.00
36	BA	1365	A	C5'-C4'-C3'	5.10	124.16	116.00
36	DA	1819	A	C4'-C3'-C2'	5.09	107.69	102.60
1	AA	115	G	C4'-C3'-C2'	5.09	107.69	102.60
1	CA	1502	A	N9-C1'-C2'	5.09	120.61	114.00
1	AA	413	G	P-O3'-C3'	5.08	125.80	119.70
1	CA	115	G	C4'-C3'-C2'	5.08	107.68	102.60
36	DA	2429	G	OP2-P-O3'	5.08	116.38	105.20
1	CA	722	A	N9-C1'-C2'	5.07	120.59	114.00
36	DA	1987	G	C5'-C4'-C3'	-5.05	107.92	116.00
36	DA	2447	G	OP1-P-O3'	5.04	116.29	105.20
48	BP	52	GLU	CA-C-N	-5.04	106.12	116.20
34	D8	60	LEU	N-CA-C	-5.04	97.40	111.00
40	DE	44	TYR	N-CA-C	5.03	124.59	111.00
12	CL	119	LYS	N-CA-C	-5.03	97.43	111.00
36	DA	1984	G	C5'-C4'-C3'	5.03	124.04	116.00
46	BN	67	LEU	N-CA-C	-5.02	97.45	111.00
36	BA	587	C	OP2-P-O3'	5.01	116.23	105.20
36	DA	2477	C	C5'-C4'-O4'	-5.01	103.09	109.10
39	DD	259	THR	N-CA-C	5.01	124.53	111.00
36	BA	629	G	C5'-C4'-C3'	-5.01	107.99	116.00
36	DA	1427	A	C2'-C3'-O3'	5.00	121.70	113.70

Continued on next page...

Continued from previous page...

Mol	Chain	Res	Type	Atoms	Z	Observed(°)	Ideal(°)
36	DA	1773	A	N9-C1'-C2'	-5.00	106.50	112.00

All (15) chirality outliers are listed below:

Mol	Chain	Res	Type	Atom
1	AA	115	G	C3'
36	BA	49	A	C3'
36	BA	331	A	C3'
36	BA	752	A	C3'
36	BA	1799	G	C3'
36	BA	1819	A	C3'
36	BA	1820	U	C3'
36	BA	1992	G	C3'
36	DA	49	A	C3'
36	DA	331	A	C3'
36	DA	752	A	C3'
36	DA	1799	G	C3'
36	DA	1819	A	C3'
36	DA	1820	U	C3'
36	DA	1992	G	C3'

All (146) planarity outliers are listed below:

Mol	Chain	Res	Type	Group
1	AA	1077	G	Sidechain
1	AA	1249	C	Sidechain
1	AA	1293	G	Sidechain
1	AA	13	U	Sidechain
1	AA	1401	G	Sidechain
1	AA	1405	G	Sidechain
1	AA	1519	A	Sidechain
1	AA	1522	U	Sidechain
1	AA	254	G	Sidechain
1	AA	318	G	Sidechain
1	AA	436	C	Sidechain
1	AA	575	G	Sidechain
1	AA	587	G	Sidechain
1	AA	760	G	Sidechain
1	AA	832	C	Sidechain
22	AV	4	G	Sidechain
24	AX	14	A	Sidechain
36	BA	1040	C	Sidechain

Continued on next page...

Continued from previous page...

Mol	Chain	Res	Type	Group
36	BA	1112	G	Sidechain
36	BA	1186	G	Sidechain
36	BA	1215	G	Sidechain
36	BA	1238	G	Sidechain
36	BA	1288	U	Sidechain
36	BA	1379	A	Sidechain
36	BA	1394	U	Sidechain
36	BA	1416	G	Sidechain
36	BA	1455	G	Sidechain
36	BA	15	G	Sidechain
36	BA	1633	G	Sidechain
36	BA	1772	G	Sidechain
36	BA	1775	U	Sidechain
36	BA	1807	G	Sidechain
36	BA	1833	U	Sidechain
36	BA	1913	A	Sidechain
36	BA	1940	U	Sidechain
36	BA	196	A	Sidechain
36	BA	2052	G	Sidechain
36	BA	2229	C	Sidechain
36	BA	2360	A	Sidechain
36	BA	2390	U	Sidechain
36	BA	2406	U	Sidechain
36	BA	2427	C	Sidechain
36	BA	2464	C	Sidechain
36	BA	247	G	Sidechain
36	BA	249	C	Sidechain
36	BA	2517	C	Sidechain
36	BA	2542	A	Sidechain
36	BA	2605	U	Sidechain
36	BA	271(K)	U	Sidechain
36	BA	271(Q)	G	Sidechain
36	BA	272(B)	G	Sidechain
36	BA	2746	U	Sidechain
36	BA	2884	U	Sidechain
36	BA	329	G	Sidechain
36	BA	463	G	Sidechain
36	BA	465	G	Sidechain
36	BA	467	G	Sidechain
36	BA	52	A	Sidechain
36	BA	532	A	Sidechain
36	BA	607	U	Sidechain

Continued on next page...

Continued from previous page...

Mol	Chain	Res	Type	Group
36	BA	652	C	Sidechain
36	BA	676	A	Sidechain
36	BA	700	G	Sidechain
36	BA	746	A	Sidechain
36	BA	811	U	Sidechain
36	BA	963	U	Sidechain
36	BA	984	A	Sidechain
36	BA	987	G	Sidechain
37	BB	66	A	Sidechain
37	BB	80	U	Sidechain
1	CA	1077	G	Sidechain
1	CA	1293	G	Sidechain
1	CA	1434	A	Sidechain
1	CA	1506	U	Sidechain
1	CA	1519	A	Sidechain
1	CA	1522	U	Sidechain
1	CA	318	G	Sidechain
1	CA	436	C	Sidechain
1	CA	575	G	Sidechain
1	CA	587	G	Sidechain
1	CA	727	G	Sidechain
1	CA	760	G	Sidechain
1	CA	832	C	Sidechain
23	CV	29	G	Sidechain
23	CV	4	G	Sidechain
59	CX	16	A	Sidechain
36	DA	1040	C	Sidechain
36	DA	1112	G	Sidechain
36	DA	1186	G	Sidechain
36	DA	1215	G	Sidechain
36	DA	1288	U	Sidechain
36	DA	1379	A	Sidechain
36	DA	1394	U	Sidechain
36	DA	1416	G	Sidechain
36	DA	1418	G	Sidechain
36	DA	1455	G	Sidechain
36	DA	1495	A	Sidechain
36	DA	15	G	Sidechain
36	DA	1633	G	Sidechain
36	DA	1772	G	Sidechain
36	DA	1775	U	Sidechain
36	DA	1807	G	Sidechain

Continued on next page...

Continued from previous page...

Mol	Chain	Res	Type	Group
36	DA	1833	U	Sidechain
36	DA	1913	A	Sidechain
36	DA	1940	U	Sidechain
36	DA	196	A	Sidechain
36	DA	2052	G	Sidechain
36	DA	2059	A	Sidechain
36	DA	2067	G	Sidechain
36	DA	2229	C	Sidechain
36	DA	2360	A	Sidechain
36	DA	2390	U	Sidechain
36	DA	2406	U	Sidechain
36	DA	2427	C	Sidechain
36	DA	2464	C	Sidechain
36	DA	247	G	Sidechain
36	DA	249	C	Sidechain
36	DA	2517	C	Sidechain
36	DA	2542	A	Sidechain
36	DA	2587	A	Sidechain
36	DA	26	G	Sidechain
36	DA	2605	U	Sidechain
36	DA	271(K)	U	Sidechain
36	DA	271(Q)	G	Sidechain
36	DA	272(B)	G	Sidechain
36	DA	2746	U	Sidechain
36	DA	2777	G	Sidechain
36	DA	2884	U	Sidechain
36	DA	329	G	Sidechain
36	DA	463	G	Sidechain
36	DA	465	G	Sidechain
36	DA	467	G	Sidechain
36	DA	52	A	Sidechain
36	DA	532	A	Sidechain
36	DA	538	G	Sidechain
36	DA	607	U	Sidechain
36	DA	652	C	Sidechain
36	DA	657	U	Sidechain
36	DA	690	G	Sidechain
36	DA	700	G	Sidechain
36	DA	746	A	Sidechain
36	DA	811	U	Sidechain
36	DA	963	U	Sidechain
36	DA	987	G	Sidechain

Continued on next page...

Continued from previous page...

Mol	Chain	Res	Type	Group
37	DB	66	A	Sidechain
37	DB	80	U	Sidechain

5.2 Too-close contacts [i](#)

In the following table, the Non-H and H(model) columns list the number of non-hydrogen atoms and hydrogen atoms in the chain respectively. The H(added) column lists the number of hydrogen atoms added and optimized by MolProbity. The Clashes column lists the number of clashes within the asymmetric unit, whereas Symm-Clashes lists symmetry-related clashes.

Mol	Chain	Non-H	H(model)	H(added)	Clashes	Symm-Clashes
1	AA	32329	0	16317	1251	0
1	CA	32329	0	16317	1322	1
2	AB	1901	0	1951	294	0
2	CB	1901	0	1951	300	0
3	AC	1613	0	1677	234	0
3	CC	1613	0	1677	234	0
4	AD	1703	0	1766	193	0
4	CD	1703	0	1764	192	0
5	AE	1147	0	1207	140	0
5	CE	1147	0	1207	133	0
6	AF	843	0	857	109	0
6	CF	843	0	857	111	0
7	AG	1257	0	1296	134	0
7	CG	1257	0	1296	136	0
8	AH	1116	0	1177	129	0
8	CH	1116	0	1177	125	0
9	AI	1010	0	1035	149	0
9	CI	1010	0	1035	152	0
10	AJ	795	0	840	159	0
10	CJ	795	0	840	162	0
11	AK	885	0	904	107	0
11	CK	885	0	904	106	0
12	AL	971	0	1057	109	0
12	CL	971	0	1057	112	0
13	AM	938	0	991	143	0
13	CM	938	0	991	152	0
14	AN	492	0	530	70	0
14	CN	492	0	531	70	0
15	AO	734	0	771	75	0
15	CO	734	0	771	70	0
16	AP	701	0	720	69	0

Continued on next page...

Continued from previous page...

Mol	Chain	Non-H	H(model)	H(added)	Clashes	Symm-Clashes
16	CP	701	0	720	78	0
17	AQ	824	0	891	75	0
17	CQ	824	0	891	73	0
18	AR	574	0	644	84	0
18	CR	574	0	644	82	0
19	AS	630	0	652	109	0
19	CS	630	0	652	106	0
20	AT	763	0	861	85	0
20	CT	763	0	861	95	0
21	AU	209	0	221	23	0
21	CU	209	0	221	25	0
22	AV	1641	0	839	55	0
23	AW	1640	0	837	57	0
23	CV	1640	0	837	55	0
23	CW	1640	0	837	64	0
24	AX	239	0	127	94	0
25	AY	722	0	713	147	0
25	AZ	723	0	710	110	0
25	CY	722	0	713	149	0
25	CZ	723	0	713	103	0
26	B0	662	0	688	79	0
26	D0	662	0	688	75	0
27	B1	732	0	808	87	0
27	D1	732	0	808	91	0
28	B2	598	0	653	88	0
28	D2	598	0	653	67	0
29	B3	468	0	523	27	0
29	D3	468	0	523	27	0
30	B4	451	0	449	126	0
30	D4	451	0	449	109	0
31	B5	428	0	445	65	0
31	D5	428	0	445	65	0
32	B6	433	0	461	109	0
32	D6	433	0	461	110	0
33	B7	410	0	454	29	0
33	D7	410	0	454	27	0
34	B8	508	0	576	119	0
34	D8	508	0	576	120	0
35	B9	307	0	338	34	0
35	D9	307	0	338	31	0
36	BA	61341	0	30927	1969	0
36	DA	61341	0	30928	1948	0

Continued on next page...

Continued from previous page...

Mol	Chain	Non-H	H(model)	H(added)	Clashes	Symm-Clashes
37	BB	2551	0	1295	125	0
37	DB	2551	0	1295	119	0
38	BC	937	0	957	96	0
38	DC	937	0	957	101	0
39	BD	2105	0	2182	253	0
39	DD	2105	0	2182	266	0
40	BE	1564	0	1629	215	0
40	DE	1564	0	1629	213	0
41	BF	1624	0	1677	185	0
41	DF	1624	0	1677	168	0
42	BG	1474	0	1534	329	0
42	DG	1474	0	1534	389	0
43	BH	1260	0	1326	180	0
43	DH	1260	0	1326	175	0
44	BI	1132	0	1218	282	1
44	DI	1132	0	1218	279	0
45	BJ	651	0	177	28	0
45	DJ	651	0	174	64	0
46	BN	1105	0	1180	154	0
46	DN	1105	0	1180	160	0
47	BO	933	0	996	86	0
47	DO	933	0	996	97	0
48	BP	1114	0	1187	297	0
48	DP	1114	0	1187	294	0
49	BQ	1113	0	1171	105	0
49	DQ	1113	0	1171	112	0
50	BR	960	0	1021	139	0
50	DR	960	0	1021	130	0
51	BS	771	0	832	166	0
51	DS	771	0	832	173	0
52	BT	1124	0	1181	226	0
52	DT	1124	0	1181	211	0
53	BU	958	0	1014	125	0
53	DU	958	0	1015	123	0
54	BV	779	0	852	135	0
54	DV	779	0	852	139	0
55	BW	896	0	953	90	0
55	DW	896	0	953	82	0
56	BX	726	0	778	74	0
56	DX	726	0	778	71	0
57	BY	776	0	870	182	0
57	DY	776	0	870	176	0

Continued on next page...

Continued from previous page...

Mol	Chain	Non-H	H(model)	H(added)	Clashes	Symm-Clashes
58	BZ	1468	0	1492	253	0
58	DZ	1468	0	1492	348	0
59	CX	217	0	116	77	0
60	AA	103	0	0	0	0
60	AL	1	0	0	0	0
60	AV	1	0	0	0	0
60	AX	1	0	0	0	0
60	B0	1	0	0	0	0
60	B1	2	0	0	0	0
60	B5	2	0	0	0	0
60	BA	236	0	0	0	0
60	BB	2	0	0	0	0
60	BF	1	0	0	0	0
60	BP	1	0	0	0	0
60	BX	1	0	0	0	0
60	CA	103	0	0	0	0
60	CG	1	0	0	0	0
60	CL	1	0	0	0	0
60	CV	2	0	0	0	0
60	D1	1	0	0	0	0
60	D5	1	0	0	0	0
60	DA	242	0	0	0	0
60	DB	1	0	0	0	0
60	DF	1	0	0	0	0
60	DR	1	0	0	0	0
60	DX	1	0	0	0	0
61	AD	1	0	0	2	0
61	AN	1	0	0	0	0
61	CD	1	0	0	1	0
61	CN	1	0	0	1	0
All	All	298206	0	202858	19516	1

The all-atom clashscore is defined as the number of clashes found per 1000 atoms (including hydrogen atoms). The all-atom clashscore for this structure is 39.

All (19516) close contacts within the same asymmetric unit are listed below, sorted by their clash magnitude.

Atom-1	Atom-2	Interatomic distance (Å)	Clash overlap (Å)
24:AX:19:OMU:CM2	25:AY:51:ASN:HD21	1.10	1.58
4:CD:26:CYS:SG	61:CD:301:ZN:ZN	1.01	1.49
1:AA:1493:A:C8	24:AX:20:A2M:HM'3	1.49	1.48

Continued on next page...

Continued from previous page...

Atom-1	Atom-2	Interatomic distance (Å)	Clash overlap (Å)
1:AA:1493:A:C8	24:AX:20:A2M:CM'	1.98	1.46
1:AA:1493:A:N7	24:AX:20:A2M:CM'	1.89	1.34
24:AX:19:OMU:HM21	25:AY:51:ASN:ND2	1.01	1.31
42:DG:130:ASN:ND2	42:DG:161:THR:H	1.40	1.19
59:CX:20:A2M:H5''	25:CY:84:TYR:CD2	1.76	1.19
36:BA:1884:A:H2'	36:BA:1885:A:H5''	1.21	1.18
36:DA:1484:G:H2'	36:DA:1485:G:H5''	1.20	1.18
42:BG:73:ALA:H	42:BG:87:PRO:HG3	1.09	1.17
24:AX:19:OMU:H5''	24:AX:20:A2M:OP2	1.44	1.17
51:DS:15:ARG:HB2	51:DS:15:ARG:HH11	1.10	1.17
48:DP:146:VAL:HG22	48:DP:147:LEU:H	1.08	1.17
25:AY:64:HIS:O	25:AY:65:ARG:HG2	1.46	1.16
36:DA:1884:A:H2'	36:DA:1885:A:H5''	1.23	1.15
48:DP:59:LEU:HA	48:DP:61:ARG:NE	1.60	1.15
58:DZ:72:ARG:HH11	58:DZ:72:ARG:HB3	1.03	1.15
10:AJ:75:ILE:HG13	10:AJ:76:ASN:H	1.09	1.14
48:BP:146:VAL:HG22	48:BP:147:LEU:H	1.09	1.14
44:DI:87:LYS:HE3	44:DI:121:LYS:HE3	1.29	1.14
34:D8:62:LEU:HD13	36:DA:242:G:H5''	1.25	1.14
53:BU:90:VAL:HG12	53:BU:91:ASP:H	1.05	1.13
10:CJ:75:ILE:HG13	10:CJ:76:ASN:H	1.09	1.13
40:DE:36:ARG:HH21	40:DE:88:GLY:HA2	1.14	1.13
36:BA:1845:G:H2'	36:BA:1846:G:H5''	1.25	1.13
36:DA:2012:G:H4'	55:DW:96:ILE:HD11	1.28	1.13
24:AX:19:OMU:CM2	25:AY:51:ASN:ND2	1.83	1.12
24:AX:21:A2M:H2	25:AY:63:GLU:CA	1.79	1.12
48:BP:59:LEU:HA	48:BP:61:ARG:NE	1.64	1.12
39:DD:44:ASN:HB3	39:DD:49:ILE:HA	1.31	1.12
48:BP:23:PRO:HB2	48:BP:33:ARG:HD2	1.12	1.12
26:D0:14:ARG:HB2	26:D0:14:ARG:HH11	1.13	1.12
36:DA:975:C:OP2	36:DA:975:C:H4'	1.47	1.11
55:BW:92:ARG:HH11	55:BW:92:ARG:HB3	1.14	1.11
34:D8:51:ALA:H	34:D8:53:PRO:HD2	0.94	1.11
32:B6:35:GLU:HB3	32:B6:51:GLU:HB2	1.22	1.10
42:DG:16:ARG:HH21	42:DG:33:ARG:HG2	0.99	1.10
25:AZ:160:ILE:HG13	25:AZ:161:THR:N	1.63	1.10
1:AA:1493:A:N7	24:AX:20:A2M:HM'1	1.57	1.10
3:AC:79:ARG:HH22	11:CK:100:ALA:HB2	1.12	1.10
36:BA:1484:G:H2'	36:BA:1485:G:H5''	1.19	1.10
43:BH:121:ILE:HD11	43:BH:140:LYS:HB3	1.33	1.10
44:BI:77:LEU:HD23	44:BI:141:LYS:HG2	1.27	1.10

Continued on next page...

Continued from previous page...

Atom-1	Atom-2	Interatomic distance (Å)	Clash overlap (Å)
22:AV:20:U:H2'	22:AV:21:A:H5''	1.27	1.09
40:BE:36:ARG:NH2	40:BE:88:GLY:HA2	1.65	1.09
36:DA:1845:G:H2'	36:DA:1846:G:H5''	1.29	1.09
44:BI:91:SER:HB2	44:BI:121:LYS:HZ3	1.07	1.09
40:DE:36:ARG:NH2	40:DE:88:GLY:HA2	1.66	1.09
37:DB:20:C:H2'	37:DB:21:G:H5''	1.35	1.09
58:DZ:48:PHE:HA	58:DZ:51:ALA:HB3	1.35	1.09
26:B0:14:ARG:HH11	26:B0:14:ARG:HB2	1.14	1.09
48:DP:23:PRO:HB2	48:DP:33:ARG:CD	1.82	1.09
48:DP:23:PRO:HB2	48:DP:33:ARG:HD2	1.09	1.09
25:AZ:158:ARG:HB2	25:AZ:168:TYR:HE1	1.17	1.08
42:BG:4:ASP:HA	42:BG:8:LYS:HD3	1.26	1.08
56:BX:35:THR:HG22	56:BX:37:THR:H	1.18	1.08
23:CV:20:U:H2'	23:CV:21:A:H5''	1.29	1.08
43:DH:97:ARG:HG2	43:DH:98:LEU:H	1.18	1.08
44:DI:77:LEU:HD23	44:DI:141:LYS:HG2	1.22	1.08
53:DU:90:VAL:HG12	53:DU:91:ASP:H	1.04	1.08
36:BA:975:C:H4'	36:BA:975:C:OP2	1.48	1.08
36:BA:1826:G:H4'	39:BD:242:ARG:HH21	1.00	1.08
34:D8:25:MET:HG3	48:DP:64:LYS:HB3	1.36	1.08
34:B8:51:ALA:H	34:B8:53:PRO:HD2	0.97	1.07
39:BD:44:ASN:HB3	39:BD:49:ILE:HA	1.30	1.07
44:BI:87:LYS:HE3	44:BI:121:LYS:HE3	1.27	1.07
51:BS:15:ARG:HB2	51:BS:15:ARG:HH11	1.13	1.07
41:DF:24:LEU:HB3	41:DF:25:PRO:HD2	1.33	1.07
36:BA:1537:G:H2'	36:BA:1538:G:H8	1.13	1.07
27:D1:53:VAL:HG23	27:D1:74:VAL:HG13	1.35	1.07
25:AY:60:ILE:HG23	25:AY:61:THR:H	1.15	1.07
41:BF:24:LEU:HB3	41:BF:25:PRO:HD2	1.32	1.07
57:DY:10:GLY:HA2	57:DY:27:VAL:HG13	1.29	1.07
25:CZ:58:ARG:HB2	25:CZ:68:TYR:HE1	1.20	1.07
32:D6:35:GLU:HB3	32:D6:51:GLU:HB2	1.23	1.07
42:DG:43:LEU:HD21	42:DG:90:LEU:HB2	1.37	1.07
57:DY:76:CYS:SG	57:DY:77:PRO:HD2	1.92	1.07
36:BA:2012:G:H4'	55:BW:96:ILE:HD11	1.25	1.07
57:BY:10:GLY:HA2	57:BY:27:VAL:HG13	1.35	1.07
36:DA:1537:G:H2'	36:DA:1538:G:H8	1.14	1.07
36:DA:1826:G:H4'	39:DD:242:ARG:HH21	1.02	1.07
1:AA:1057:G:H5''	3:AC:154:SER:HB2	1.32	1.06
34:B8:62:LEU:HD13	36:BA:242:G:H5''	1.28	1.06
25:CY:60:ILE:HG23	25:CY:61:THR:H	1.20	1.06

Continued on next page...

Continued from previous page...

Atom-1	Atom-2	Interatomic distance (Å)	Clash overlap (Å)
25:CZ:60:ILE:HG13	25:CZ:61:THR:N	1.65	1.06
25:AY:45:PRO:HG3	25:AY:58:ARG:NH1	1.70	1.06
25:AY:57:SER:HB2	25:AY:84:TYR:OH	1.54	1.06
42:BG:38:VAL:H	42:BG:158:ALA:HB3	1.15	1.06
52:DT:82:LEU:H	52:DT:82:LEU:HD12	1.16	1.06
10:AJ:48:THR:HA	10:AJ:62:HIS:HB3	1.37	1.06
40:BE:36:ARG:HH21	40:BE:88:GLY:HA2	1.14	1.06
59:CX:13:A:H3'	59:CX:14:A:C5'	1.84	1.06
44:DI:77:LEU:HD22	44:DI:141:LYS:H	1.18	1.06
52:BT:82:LEU:H	52:BT:82:LEU:HD12	1.13	1.06
23:CW:62:C:H4'	38:DC:53:ARG:CG	1.85	1.06
42:DG:5:VAL:HG12	42:DG:6:ALA:H	1.14	1.06
42:DG:67:LYS:HG2	42:DG:68:PRO:HD2	1.10	1.05
43:DH:121:ILE:HD11	43:DH:140:LYS:HB3	1.32	1.05
48:BP:23:PRO:HD2	48:BP:33:ARG:CZ	1.86	1.05
1:CA:1057:G:H5''	3:CC:154:SER:HB2	1.34	1.05
23:CW:62:C:C4'	38:DC:53:ARG:HG3	1.85	1.05
36:BA:1860:G:H4'	38:BC:206:LYS:HD2	1.39	1.05
30:D4:12:ALA:HB1	30:D4:29:PRO:HA	1.38	1.05
36:DA:2314:C:H4'	42:DG:38:VAL:HG21	1.38	1.05
55:DW:92:ARG:HH11	55:DW:92:ARG:HB3	1.16	1.05
58:DZ:137:ILE:HG22	58:DZ:138:GLU:H	1.21	1.04
3:AC:20:SER:HB2	3:AC:40:ARG:HH22	1.21	1.04
34:D8:51:ALA:N	34:D8:53:PRO:HD2	1.69	1.04
42:DG:93:THR:HG22	42:DG:94:LEU:H	1.11	1.04
2:AB:121:LEU:HB3	2:AB:127:ILE:HD11	1.39	1.04
36:BA:1747(A):G:H2'	36:BA:1748:G:H5''	1.39	1.04
24:AX:21:A2M:C2	25:AY:63:GLU:HA	1.87	1.04
59:CX:21:A2M:H2	25:CY:63:GLU:HA	1.10	1.04
40:DE:203:LYS:HE3	40:DE:204:ALA:HB2	1.36	1.04
56:DX:35:THR:HG22	56:DX:37:THR:H	1.19	1.04
1:AA:473:G:H5''	16:AP:81:ARG:HE	1.22	1.04
30:B4:12:ALA:HB1	30:B4:29:PRO:HA	1.37	1.04
2:CB:18:GLY:H	2:CB:42:ILE:HG22	1.22	1.04
36:DA:612:C:H2'	36:DA:613:G:H5''	1.36	1.04
34:B8:25:MET:HG3	48:BP:64:LYS:HB3	1.36	1.03
37:BB:20:C:H2'	37:BB:21:G:H5''	1.35	1.03
42:BG:16:ARG:HE	42:BG:31:VAL:HG11	1.19	1.03
31:D5:4:HIS:HB3	31:D5:5:PRO:HD3	1.37	1.03
24:AX:20:A2M:HM'2	25:AY:46:GLU:OE1	1.57	1.03
40:BE:203:LYS:HE3	40:BE:204:ALA:HB2	1.37	1.03

Continued on next page...

Continued from previous page...

Atom-1	Atom-2	Interatomic distance (Å)	Clash overlap (Å)
24:AX:21:A2M:OP2	25:AY:65:ARG:NH1	1.92	1.03
34:B8:51:ALA:N	34:B8:53:PRO:HD2	1.71	1.03
59:CX:19:OMU:CM2	25:CY:51:ASN:HD22	1.70	1.03
36:DA:2317:C:H2'	36:DA:2318:G:H5'	1.40	1.03
7:AG:62:PHE:HA	7:AG:124:LEU:HD21	1.41	1.03
57:BY:79:CYS:SG	57:BY:80:GLY:N	2.31	1.03
2:CB:121:LEU:HB3	2:CB:127:ILE:HD11	1.37	1.03
1:AA:1399:C:H4'	1:AA:1400:C:H5'	1.41	1.02
57:BY:76:CYS:SG	57:BY:77:PRO:HD2	1.98	1.02
2:CB:15:VAL:HG21	2:CB:209:ARG:HH21	1.17	1.02
25:CY:57:SER:HB2	25:CY:84:TYR:OH	1.58	1.02
36:DA:145:G:C2'	36:DA:146:G:H5''	1.88	1.02
36:DA:1046:A:H8	45:DJ:6:UNK:HA	1.17	1.02
44:DI:77:LEU:O	44:DI:141:LYS:HE3	1.58	1.02
2:AB:15:VAL:HG21	2:AB:209:ARG:HH21	1.16	1.02
4:AD:59:ARG:HE	4:AD:59:ARG:HA	1.22	1.02
24:AX:13:A:H3'	24:AX:14:A:H5''	1.02	1.02
25:AY:75:LEU:HD23	25:AY:76:LEU:H	1.17	1.02
36:BA:2092:U:H4'	36:BA:2093:G:H5''	1.37	1.02
7:CG:62:PHE:HA	7:CG:124:LEU:HD21	1.39	1.02
10:CJ:48:THR:HA	10:CJ:62:HIS:HB3	1.37	1.02
33:D7:8:ASN:HD22	33:D7:8:ASN:C	1.61	1.02
48:BP:23:PRO:HB2	48:BP:33:ARG:CD	1.87	1.02
37:DB:7:G:H3'	37:DB:8:U:H5''	1.38	1.02
36:BA:2317:C:H2'	36:BA:2318:G:H5'	1.40	1.02
37:BB:7:G:H3'	37:BB:8:U:H5''	1.38	1.02
41:DF:127:GLU:HB2	41:DF:196:LEU:HD12	1.41	1.02
42:DG:119:GLY:HA2	42:DG:179:PRO:O	1.58	1.02
42:DG:139:LEU:HA	42:DG:144:ILE:HG12	1.40	1.02
46:BN:56:ASN:HA	46:BN:125:GLY:H	1.24	1.02
32:D6:27:LYS:HD2	32:D6:30:THR:HB	1.41	1.02
34:D8:59:LYS:HB2	34:D8:59:LYS:NZ	1.75	1.02
44:DI:77:LEU:CD2	44:DI:141:LYS:HG2	1.89	1.02
48:DP:23:PRO:HD2	48:DP:33:ARG:CZ	1.90	1.02
25:AZ:160:ILE:HG13	25:AZ:161:THR:H	1.13	1.01
36:BA:2134:A:H1'	36:BA:2159:G:H21	1.24	1.01
39:BD:79:VAL:HG21	39:BD:111:LEU:HD11	1.41	1.01
49:BQ:43:THR:OG1	49:BQ:46:GLN:HG3	1.60	1.01
59:CX:20:A2M:CM'	25:CY:46:GLU:OE1	2.08	1.01
36:DA:1747(A):G:H2'	36:DA:1748:G:H5''	1.40	1.01
48:DP:18:ARG:HB3	48:DP:18:ARG:NH1	1.74	1.01

Continued on next page...

Continued from previous page...

Atom-1	Atom-2	Interatomic distance (Å)	Clash overlap (Å)
44:BI:5:LEU:HD11	44:BI:19:VAL:HG12	1.42	1.01
44:DI:91:SER:HB2	44:DI:121:LYS:HZ3	1.18	1.01
44:DI:118:LYS:HG2	44:DI:119:PRO:HD2	1.42	1.01
36:BA:145:G:C2'	36:BA:146:G:H5''	1.90	1.01
52:BT:85:LYS:HB3	52:BT:85:LYS:NZ	1.73	1.01
3:CC:20:SER:HB2	3:CC:40:ARG:HH22	1.21	1.01
57:DY:79:CYS:SG	57:DY:80:GLY:N	2.30	1.01
36:BA:612:C:H2'	36:BA:613:G:H5''	1.38	1.01
13:CM:14:ARG:HD2	13:CM:42:ALA:HA	1.43	1.01
41:DF:22:ALA:O	41:DF:26:ALA:HB2	1.61	1.01
44:BI:49:ALA:HA	44:BI:52:ARG:HH21	1.23	1.01
48:BP:18:ARG:HB3	48:BP:18:ARG:NH1	1.76	1.00
1:CA:1493:A:C8	59:CX:20:A2M:HM'1	1.95	1.00
2:CB:196:LEU:HD12	2:CB:197:VAL:HG23	1.40	1.00
13:CM:91:ARG:HH11	19:CS:81:ARG:HH22	1.07	1.00
36:DA:1845:G:C2'	36:DA:1846:G:H5''	1.90	1.00
4:AD:189:PRO:HB2	4:AD:194:LEU:HD21	1.43	1.00
42:BG:68:PRO:HB3	42:BG:92:VAL:HB	1.42	1.00
59:CX:13:A:C3'	59:CX:14:A:H5''	1.92	1.00
25:CY:75:LEU:HD23	25:CY:76:LEU:H	1.24	1.00
2:AB:18:GLY:H	2:AB:42:ILE:HG22	1.24	1.00
36:BA:1845:G:C2'	36:BA:1846:G:H5''	1.90	1.00
36:DA:145:G:H2'	36:DA:146:G:H5''	1.43	1.00
36:DA:1779:U:H5	36:DA:1784:A:N7	1.59	1.00
36:DA:2134:A:H1'	36:DA:2159:G:H21	1.24	1.00
52:DT:85:LYS:NZ	52:DT:85:LYS:HB3	1.74	1.00
2:AB:196:LEU:HD12	2:AB:197:VAL:HG23	1.43	1.00
24:AX:20:A2M:H1'	24:AX:21:A2M:O5'	1.62	1.00
44:BI:77:LEU:HD22	44:BI:141:LYS:H	1.21	1.00
1:CA:473:G:H5''	16:CP:81:ARG:HE	1.23	1.00
24:AX:13:A:H3'	24:AX:14:A:C5'	1.90	1.00
1:CA:1400:C:H4'	59:CX:18:G:O6	1.62	1.00
43:BH:97:ARG:HG2	43:BH:98:LEU:H	1.21	1.00
36:BA:1884:A:C2'	36:BA:1885:A:H5''	1.91	0.99
36:DA:1884:A:C2'	36:DA:1885:A:H5''	1.92	0.99
43:DH:43:VAL:HG12	43:DH:51:ARG:O	1.61	0.99
57:DY:95:LYS:HD3	57:DY:101:LYS:H	1.27	0.99
36:DA:2068:U:H3	36:DA:2430:A:H2	1.04	0.99
58:DZ:165:VAL:HG12	58:DZ:166:SER:H	1.27	0.99
40:BE:179:GLU:HB3	40:BE:181:LEU:HD23	1.44	0.99
59:CX:20:A2M:H1'	59:CX:21:A2M:O5'	1.60	0.99

Continued on next page...

Continued from previous page...

Atom-1	Atom-2	Interatomic distance (Å)	Clash overlap (Å)
23:CW:62:C:H4'	38:DC:53:ARG:HG3	1.03	0.99
44:DI:77:LEU:HD21	44:DI:79:ILE:HB	1.43	0.99
52:DT:27:THR:O	52:DT:28:VAL:HG23	1.61	0.99
1:AA:1123:A:H4'	10:AJ:36:GLY:HA3	1.44	0.99
52:BT:27:THR:O	52:BT:28:VAL:HG23	1.62	0.99
36:DA:271(M):G:H2'	36:DA:271(N):U:H5''	1.45	0.99
49:DQ:43:THR:OG1	49:DQ:46:GLN:HG3	1.62	0.99
43:BH:43:VAL:HG12	43:BH:51:ARG:O	1.61	0.99
25:CZ:9:SER:HB2	25:CZ:78:ALA:O	1.63	0.99
36:BA:1779:U:H5	36:BA:1784:A:N7	1.60	0.99
2:CB:172:ILE:HD12	2:CB:172:ILE:H	1.27	0.99
48:DP:45:LEU:HD23	48:DP:46:LYS:H	1.24	0.99
3:AC:47:LEU:HD21	3:AC:68:VAL:HG11	1.41	0.99
1:AA:1493:A:C8	24:AX:20:A2M:HM'1	1.82	0.99
19:AS:16:LEU:HA	19:AS:19:VAL:HB	1.44	0.99
40:DE:50:GLY:HA2	40:DE:78:LEU:HB3	1.44	0.99
44:BI:77:LEU:CD2	44:BI:141:LYS:HG2	1.92	0.98
44:BI:130:TYR:HD1	44:BI:131:LYS:H	1.09	0.98
2:AB:71:VAL:HB	2:AB:164:VAL:HG12	1.43	0.98
7:AG:77:SER:HA	7:AG:86:GLN:HA	1.42	0.98
7:AG:120:ILE:H	7:AG:120:ILE:HD12	1.27	0.98
39:DD:34:VAL:O	39:DD:64:ILE:HG22	1.64	0.98
42:DG:38:VAL:HG13	42:DG:93:THR:HA	1.42	0.98
39:BD:34:VAL:O	39:BD:64:ILE:HG22	1.63	0.98
36:DA:612:C:C2'	36:DA:613:G:H5''	1.92	0.98
50:DR:33:ARG:HG3	50:DR:115:GLU:HG3	1.46	0.98
44:BI:77:LEU:HD21	44:BI:79:ILE:HB	1.43	0.98
27:D1:3:LYS:HG3	27:D1:4:VAL:H	1.26	0.98
44:BI:118:LYS:HG2	44:BI:119:PRO:HD2	1.46	0.98
59:CX:20:A2M:HM'1	25:CY:46:GLU:OE1	1.63	0.98
2:AB:172:ILE:H	2:AB:172:ILE:HD12	1.24	0.98
32:B6:27:LYS:HD2	32:B6:30:THR:HB	1.43	0.98
46:BN:133:GLN:HG2	46:BN:135:PRO:HD3	1.46	0.98
4:CD:59:ARG:HA	4:CD:59:ARG:HE	1.22	0.98
6:CF:30:LEU:HB3	6:CF:35:ALA:HB3	1.46	0.98
44:DI:5:LEU:HD11	44:DI:19:VAL:HG12	1.46	0.98
58:DZ:103:ARG:H	58:DZ:139:VAL:HG23	1.28	0.98
38:DC:34:ALA:HB1	38:DC:40:GLU:HG3	1.45	0.97
44:DI:49:ALA:HA	44:DI:52:ARG:HH21	1.26	0.97
36:DA:914:C:H2'	36:DA:915:C:H5'	1.45	0.97
36:DA:2477:C:H5'	36:DA:2477:C:H6	1.29	0.97

Continued on next page...

Continued from previous page...

Atom-1	Atom-2	Interatomic distance (Å)	Clash overlap (Å)
46:DN:56:ASN:HA	46:DN:125:GLY:H	1.23	0.97
42:BG:161:THR:HG22	42:BG:163:ALA:H	1.24	0.97
41:DF:66:PRO:O	41:DF:67:GLN:HB3	1.61	0.97
31:B5:4:HIS:HB3	31:B5:5:PRO:HD3	1.43	0.97
7:CG:77:SER:HA	7:CG:86:GLN:HA	1.43	0.97
1:CA:1277:C:H2'	1:CA:1278:U:H5'	1.46	0.97
4:CD:189:PRO:HB2	4:CD:194:LEU:HD21	1.41	0.97
58:BZ:150:LEU:HD23	58:BZ:150:LEU:H	1.27	0.97
3:CC:47:LEU:HD21	3:CC:68:VAL:HG11	1.43	0.97
36:DA:1899:G:H22	36:DA:1902:C:N4	1.61	0.97
36:BA:612:C:C2'	36:BA:613:G:H5''	1.93	0.97
1:CA:1123:A:H4'	10:CJ:36:GLY:HA3	1.43	0.97
22:AV:72:A:H2'	22:AV:73:A:H5''	1.46	0.97
38:BC:34:ALA:HB1	38:BC:40:GLU:HG3	1.45	0.97
44:BI:77:LEU:O	44:BI:141:LYS:HE3	1.63	0.97
13:CM:3:ARG:HB2	30:D4:34:GLU:HG2	1.47	0.97
36:BA:2685:G:HO2'	36:BA:2726:U:H5	1.07	0.96
41:BF:127:GLU:HB2	41:BF:196:LEU:HD12	1.46	0.96
48:BP:45:LEU:HD23	48:BP:46:LYS:H	1.26	0.96
19:CS:16:LEU:HA	19:CS:19:VAL:HB	1.45	0.96
13:AM:14:ARG:HD2	13:AM:42:ALA:HA	1.44	0.96
1:AA:1277:C:H2'	1:AA:1278:U:H5'	1.46	0.96
41:BF:122:LYS:HE2	41:BF:122:LYS:HA	1.46	0.96
2:CB:71:VAL:HB	2:CB:164:VAL:HG12	1.45	0.96
1:AA:1134:G:H22	1:AA:1141:C:H1'	1.31	0.96
36:BA:1826:G:H4'	39:BD:242:ARG:NH2	1.81	0.96
43:BH:158:HIS:NE2	43:BH:170:ARG:HA	1.81	0.96
9:CI:111:ARG:HG2	9:CI:112:LYS:H	1.28	0.96
25:AZ:158:ARG:HB2	25:AZ:168:TYR:CE1	2.00	0.96
36:BA:1899:G:H22	36:BA:1902:C:N4	1.62	0.96
41:BF:66:PRO:O	41:BF:67:GLN:HB3	1.60	0.96
1:CA:1494:G:H5'	25:CY:49:LYS:HB3	1.46	0.96
36:DA:2893:G:H5'	36:DA:2894:G:H5'	1.48	0.96
41:DF:132:VAL:HG22	41:DF:133:ASN:H	1.30	0.96
2:AB:77:ALA:HB2	2:AB:211:ILE:HD13	1.48	0.96
41:BF:22:ALA:O	41:BF:26:ALA:HB2	1.66	0.96
36:BA:914:C:H2'	36:BA:915:C:H5'	1.44	0.96
39:DD:121:PRO:HB3	39:DD:135:PHE:HE2	1.31	0.96
44:BI:98:ALA:HA	44:BI:109:ILE:HG21	1.45	0.96
40:DE:179:GLU:HB3	40:DE:181:LEU:HD23	1.46	0.96
13:AM:9:ILE:HG21	13:AM:11:ARG:HH21	1.30	0.95

Continued on next page...

Continued from previous page...

Atom-1	Atom-2	Interatomic distance (Å)	Clash overlap (Å)
41:BF:132:VAL:HG22	41:BF:133:ASN:H	1.30	0.95
48:BP:16:ARG:HD3	48:BP:18:ARG:H	1.29	0.95
43:DH:158:HIS:NE2	43:DH:170:ARG:HA	1.80	0.95
59:CX:21:A2M:H2	25:CY:63:GLU:CA	1.95	0.95
36:DA:2312:U:O3'	42:DG:71:THR:HG21	1.66	0.95
27:D1:29:GLY:O	27:D1:30:VAL:HG22	1.65	0.95
31:D5:3:LYS:HE3	31:D5:5:PRO:O	1.66	0.95
4:AD:31:CYS:HG	61:AD:301:ZN:ZN	0.65	0.95
6:AF:30:LEU:HB3	6:AF:35:ALA:HB3	1.45	0.95
27:B1:73:LEU:HD11	27:B1:94:LEU:HB3	1.49	0.95
36:BA:271(M):G:H2'	36:BA:271(N):U:H5''	1.45	0.95
31:D5:40:LYS:HZ1	31:D5:46:CYS:H	1.07	0.95
1:AA:979:C:H3'	1:AA:980:C:H5''	1.48	0.95
33:B7:8:ASN:C	33:B7:8:ASN:HD22	1.64	0.95
36:DA:141:A:H8	36:DA:1408:C:HO2'	0.96	0.95
4:AD:9:CYS:SG	4:AD:22:LYS:HG3	2.05	0.95
42:BG:73:ALA:H	42:BG:87:PRO:CG	1.78	0.95
2:AB:88:ALA:HB2	2:AB:219:VAL:HG13	1.48	0.95
9:AI:111:ARG:HG2	9:AI:112:LYS:H	1.29	0.95
36:BA:145:G:H2'	36:BA:146:G:H5''	1.46	0.95
13:CM:9:ILE:HG21	13:CM:11:ARG:HH21	1.30	0.95
25:CY:45:PRO:HG3	25:CY:58:ARG:NH1	1.80	0.95
28:B2:12:GLU:HA	28:B2:15:LYS:HE2	1.49	0.95
34:B8:59:LYS:HB2	34:B8:59:LYS:NZ	1.81	0.95
7:CG:102:ARG:HG2	7:CG:106:GLN:NE2	1.81	0.95
36:DA:1826:G:H4'	39:DD:242:ARG:NH2	1.82	0.95
44:DI:4:ILE:HG12	44:DI:18:VAL:HG22	1.48	0.95
40:BE:50:GLY:HA2	40:BE:78:LEU:HB3	1.45	0.95
46:BN:1:MET:HG2	46:BN:2:LYS:H	1.32	0.95
25:CZ:60:ILE:HG23	25:CZ:65:ARG:HA	1.47	0.95
48:DP:16:ARG:HD3	48:DP:18:ARG:H	1.32	0.95
25:AY:59:ARG:HD2	25:AY:65:ARG:NH2	1.82	0.94
4:CD:10:ARG:HG2	4:CD:11:LEU:HD23	1.49	0.94
46:DN:133:GLN:HG2	46:DN:135:PRO:HD3	1.45	0.94
36:BA:2477:C:H5'	36:BA:2477:C:H6	1.31	0.94
44:BI:4:ILE:HG12	44:BI:18:VAL:HG22	1.46	0.94
36:DA:1899:G:N2	36:DA:1902:C:H41	1.65	0.94
36:BA:259:G:H21	36:BA:621:A:H8	1.14	0.94
41:BF:157:VAL:HG13	41:BF:194:MET:HG2	1.47	0.94
36:BA:2491:U:H5'	36:BA:2570:G:H5''	1.49	0.94
50:BR:33:ARG:HG3	50:BR:115:GLU:HG3	1.45	0.94

Continued on next page...

Continued from previous page...

Atom-1	Atom-2	Interatomic distance (Å)	Clash overlap (Å)
1:CA:979:C:H3'	1:CA:980:C:H5''	1.48	0.94
4:CD:9:CYS:SG	4:CD:22:LYS:HG3	2.05	0.94
12:CL:7:ILE:HD11	17:CQ:32:TYR:HB3	1.50	0.94
36:DA:2491:U:H5'	36:DA:2570:G:H5''	1.49	0.94
36:DA:1678:G:N2	36:DA:1989:G:H22	1.64	0.94
58:DZ:138:GLU:HG3	58:DZ:156:LYS:HD3	1.49	0.94
7:AG:102:ARG:HG2	7:AG:106:GLN:NE2	1.83	0.94
39:BD:44:ASN:CB	39:BD:49:ILE:HA	1.98	0.94
7:CG:120:ILE:H	7:CG:120:ILE:HD12	1.31	0.94
52:DT:35:LYS:NZ	52:DT:41:ARG:HH21	1.65	0.94
10:AJ:75:ILE:HG13	10:AJ:76:ASN:N	1.82	0.94
39:BD:121:PRO:HB3	39:BD:135:PHE:HE2	1.31	0.94
23:CV:21:A:H61	23:CV:46:G:H2'	1.33	0.94
43:BH:66:GLY:HA2	43:BH:69:ARG:HG2	1.50	0.94
44:BI:101:LEU:HB3	44:BI:109:ILE:CG1	1.97	0.94
50:DR:98:LEU:HB2	50:DR:113:LEU:HD21	1.47	0.94
32:B6:10:LEU:HD23	32:B6:10:LEU:H	1.31	0.94
42:DG:38:VAL:HG22	42:DG:93:THR:HG23	1.48	0.94
50:BR:98:LEU:HB2	50:BR:113:LEU:HD21	1.48	0.93
57:BY:95:LYS:HD3	57:BY:101:LYS:H	1.31	0.93
41:DF:157:VAL:HG13	41:DF:194:MET:HG2	1.47	0.93
36:BA:2107:C:H5'	38:BC:3:LYS:HE3	1.48	0.93
42:BG:133:LEU:HD11	42:BG:157:ILE:HD12	1.49	0.93
1:AA:1346:A:H5''	9:AI:120:ARG:HH12	1.32	0.93
36:BA:2893:G:H5'	36:BA:2894:G:H5'	1.46	0.93
1:AA:738:C:H5''	6:AF:69:GLU:HB2	1.51	0.93
24:AX:15:A:H3'	24:AX:15:A:N3	1.81	0.93
42:DG:67:LYS:HG2	42:DG:68:PRO:CD	1.98	0.93
36:BA:1747(A):G:C2'	36:BA:1748:G:H5''	1.99	0.93
39:DD:44:ASN:CB	39:DD:49:ILE:HA	1.98	0.93
42:DG:159:VAL:HG11	42:DG:173:LEU:HD11	1.51	0.93
43:BH:28:GLY:HA3	43:BH:79:VAL:HB	1.51	0.93
48:BP:95:VAL:HG22	48:BP:125:VAL:HA	1.50	0.93
58:BZ:165:VAL:HG12	58:BZ:166:SER:H	1.32	0.93
37:DB:20:C:C2'	37:DB:21:G:H5''	1.98	0.93
2:CB:77:ALA:HB2	2:CB:211:ILE:HD13	1.49	0.93
4:CD:196:LEU:H	4:CD:196:LEU:HD12	1.32	0.93
46:DN:1:MET:HG2	46:DN:2:LYS:H	1.31	0.93
4:AD:196:LEU:H	4:AD:196:LEU:HD12	1.34	0.93
10:AJ:50:ILE:H	10:AJ:50:ILE:HD13	1.33	0.93
36:BA:807:U:OP2	48:BP:39:LYS:HG3	1.69	0.93

Continued on next page...

Continued from previous page...

Atom-1	Atom-2	Interatomic distance (Å)	Clash overlap (Å)
42:BG:170:ARG:HH21	42:BG:182:LYS:HE2	1.31	0.93
32:D6:10:LEU:HD23	32:D6:10:LEU:H	1.31	0.93
39:DD:79:VAL:HG21	39:DD:111:LEU:HD11	1.48	0.93
13:AM:91:ARG:HH11	19:AS:81:ARG:HH12	1.10	0.93
25:AY:45:PRO:HG3	25:AY:58:ARG:HH12	1.26	0.93
25:AZ:160:ILE:HG23	25:AZ:165:ARG:HA	1.48	0.93
37:BB:20:C:C2'	37:BB:21:G:H5''	1.98	0.93
52:BT:35:LYS:NZ	52:BT:41:ARG:HH21	1.67	0.93
54:BV:72:VAL:HG22	54:BV:85:LYS:HB3	1.50	0.93
59:CX:13:A:H3'	59:CX:14:A:H5''	0.95	0.93
54:DV:72:VAL:HG22	54:DV:85:LYS:HB3	1.50	0.93
57:DY:76:CYS:HB3	57:DY:96:ILE:HD11	1.50	0.93
36:BA:548:A:H2'	36:BA:549:G:H5'	1.50	0.93
42:BG:105:LYS:HB3	42:BG:142:PRO:HG3	1.49	0.93
2:CB:88:ALA:HB2	2:CB:219:VAL:HG13	1.51	0.93
36:DA:2645:G:H3'	36:DA:2646:C:H5'	1.50	0.93
41:DF:28:ILE:HG21	41:DF:116:ASP:HB2	1.51	0.93
52:DT:100:TYR:HD2	52:DT:103:ARG:HH21	1.17	0.93
57:BY:28:LYS:HB3	57:BY:38:ILE:H	1.34	0.92
1:CA:1400:C:H4'	59:CX:18:G:C6	2.04	0.92
36:DA:548:A:H2'	36:DA:549:G:H5'	1.50	0.92
4:AD:10:ARG:HG2	4:AD:11:LEU:HD23	1.52	0.92
58:DZ:58:VAL:O	58:DZ:59:LEU:HD23	1.69	0.92
12:AL:7:ILE:HD11	17:AQ:32:TYR:HB3	1.50	0.92
36:BA:2645:G:H3'	36:BA:2646:C:H5'	1.51	0.92
48:BP:124:LYS:HD3	48:BP:143:GLY:HA3	1.49	0.92
52:BT:25:GLY:HA2	52:BT:92:GLY:HA3	1.51	0.92
2:CB:165:VAL:HG23	2:CB:166:ASP:H	1.34	0.92
36:DA:2107:C:H5'	38:DC:3:LYS:HE3	1.51	0.92
48:DP:124:LYS:HD3	48:DP:143:GLY:HA3	1.49	0.92
27:B1:45:ASN:ND2	36:BA:2090:G:H21	1.67	0.92
36:BA:141:A:H8	36:BA:1408:C:HO2'	0.93	0.92
4:CD:129:ASN:ND2	4:CD:145:GLU:H	1.68	0.92
41:DF:122:LYS:HA	41:DF:122:LYS:HE2	1.49	0.92
42:DG:16:ARG:NH2	42:DG:33:ARG:HG2	1.83	0.92
1:AA:1502:A:H2	1:AA:1505:G:H1	1.10	0.92
25:AY:48:LEU:HD11	25:AY:57:SER:HB3	1.51	0.92
34:B8:51:ALA:H	34:B8:53:PRO:CD	1.82	0.92
52:BT:100:TYR:HD2	52:BT:103:ARG:HH21	1.17	0.92
31:D5:40:LYS:NZ	31:D5:46:CYS:H	1.65	0.92
36:DA:807:U:OP2	48:DP:39:LYS:HG3	1.68	0.92

Continued on next page...

Continued from previous page...

Atom-1	Atom-2	Interatomic distance (Å)	Clash overlap (Å)
1:AA:1493:A:N7	24:AX:20:A2M:HM'3	1.63	0.92
52:BT:35:LYS:HZ1	52:BT:41:ARG:HH21	1.13	0.92
34:D8:49:VAL:HG12	36:DA:2360:A:OP1	1.69	0.92
36:DA:2580:U:H5'	40:DE:131:ALA:HB2	1.52	0.92
42:DG:13:GLU:HG3	42:DG:14:GLU:HG3	1.48	0.92
36:BA:613:G:H8	36:BA:613:G:H5'	1.34	0.92
36:BA:2124:G:H4'	38:BC:175:PRO:HG3	1.52	0.92
1:CA:673:G:H2'	1:CA:674:G:C8	2.05	0.92
36:BA:1590:U:H2'	36:BA:1591:G:H5''	1.51	0.92
44:DI:98:ALA:HA	44:DI:109:ILE:HG21	1.50	0.92
53:DU:90:VAL:CG1	53:DU:91:ASP:H	1.82	0.92
1:AA:1399:C:H4'	1:AA:1400:C:C5'	2.00	0.92
44:BI:123:LEU:HD11	44:BI:144:VAL:HG22	1.52	0.92
1:CA:1346:A:H5''	9:CI:120:ARG:HH12	1.34	0.92
12:CL:28:LYS:HB3	12:CL:33:ARG:HH12	1.35	0.92
27:D1:50:ARG:HA	27:D1:59:THR:HG22	1.49	0.92
57:DY:28:LYS:H	57:DY:28:LYS:HZ1	1.16	0.92
44:DI:130:TYR:HD1	44:DI:131:LYS:H	1.09	0.92
36:DA:1747(A):G:C2'	36:DA:1748:G:H5''	2.00	0.91
36:DA:2092:U:H4'	36:DA:2093:G:H5''	1.50	0.91
48:DP:95:VAL:HG22	48:DP:125:VAL:HA	1.50	0.91
36:BA:2068:U:H3	36:BA:2430:A:H2	1.04	0.91
25:CZ:58:ARG:HB2	25:CZ:68:TYR:CE1	2.05	0.91
2:AB:165:VAL:HG23	2:AB:166:ASP:H	1.35	0.91
27:B1:45:ASN:HD21	36:BA:2090:G:H21	0.91	0.91
1:CA:375:U:H4'	16:CP:17:TYR:HE2	1.34	0.91
2:CB:17:PHE:HD2	2:CB:44:LEU:HD11	1.36	0.91
59:CX:19:OMU:H5''	59:CX:20:A2M:OP2	1.68	0.91
31:B5:40:LYS:NZ	31:B5:46:CYS:H	1.67	0.91
36:BA:1537:G:H2'	36:BA:1538:G:C8	2.05	0.91
36:BA:2317:C:C2'	36:BA:2318:G:H5'	2.00	0.91
54:BV:21:ARG:HG2	54:BV:91:TYR:CD2	2.05	0.91
57:BY:81:LYS:HD3	57:BY:97:ARG:O	1.71	0.91
25:CZ:60:ILE:HG13	25:CZ:61:THR:H	1.26	0.91
30:D4:22:ILE:H	30:D4:22:ILE:HD12	1.35	0.91
24:AX:13:A:C3'	24:AX:14:A:H5''	1.98	0.91
25:AZ:109:SER:HB2	25:AZ:178:ALA:O	1.70	0.91
36:BA:1484:G:C2'	36:BA:1485:G:H5''	2.01	0.91
46:BN:47:ALA:HB2	46:BN:112:LEU:HD11	1.50	0.91
1:CA:1134:G:H22	1:CA:1141:C:H1'	1.31	0.91
36:DA:1537:G:H2'	36:DA:1538:G:C8	2.05	0.91

Continued on next page...

Continued from previous page...

Atom-1	Atom-2	Interatomic distance (Å)	Clash overlap (Å)
12:AL:28:LYS:HB3	12:AL:33:ARG:HH12	1.36	0.91
32:B6:16:CYS:SG	32:B6:48:VAL:HG21	2.11	0.91
36:BA:1678:G:N2	36:BA:1989:G:H22	1.68	0.91
36:DA:2833:G:H3'	36:DA:2834:G:H5'	1.53	0.91
42:BG:109:VAL:HG21	42:BG:142:PRO:HB3	1.53	0.91
36:DA:1598:C:H5'	56:DX:36:LYS:HB2	1.52	0.91
25:AZ:134:THR:HG21	25:AZ:175:LEU:HD22	1.52	0.91
40:BE:94:GLU:OE2	40:BE:177:PRO:HB3	1.71	0.91
42:BG:73:ALA:N	42:BG:87:PRO:HG3	1.86	0.91
11:CK:111:ASP:HA	18:CR:84:LYS:HG3	1.51	0.91
36:DA:2121:G:H1	36:DA:2177:C:H42	1.16	0.91
40:DE:94:GLU:OE2	40:DE:177:PRO:HB3	1.70	0.91
30:B4:10:VAL:HG13	30:B4:11:PRO:HD2	1.52	0.91
48:BP:30:THR:HG22	48:BP:31:ALA:H	1.33	0.91
53:BU:90:VAL:HG12	53:BU:91:ASP:N	1.85	0.91
36:DA:613:G:H5'	36:DA:613:G:H8	1.35	0.91
36:DA:1021:A:H62	36:DA:1141:U:H3	1.19	0.91
25:AY:75:LEU:HD23	25:AY:76:LEU:N	1.83	0.91
31:B5:3:LYS:HE3	31:B5:5:PRO:O	1.70	0.91
36:BA:1210:A:H5'	36:BA:1210:A:H8	1.35	0.91
7:CG:113:GLU:HB2	7:CG:119:ARG:HG2	1.51	0.91
34:D8:51:ALA:H	34:D8:53:PRO:CD	1.80	0.91
36:DA:2317:C:C2'	36:DA:2318:G:H5'	2.00	0.91
36:DA:2124:G:H4'	38:DC:175:PRO:HG3	1.51	0.90
3:AC:79:ARG:NH2	11:CK:100:ALA:HB2	1.86	0.90
25:CY:48:LEU:HD13	25:CY:52:LEU:HD13	1.51	0.90
36:BA:1899:G:N2	36:BA:1902:C:H41	1.68	0.90
40:BE:116:VAL:O	40:BE:117:MET:HB3	1.71	0.90
44:BI:101:LEU:HB3	44:BI:109:ILE:HG12	1.48	0.90
44:BI:101:LEU:HD23	44:BI:109:ILE:HG23	1.51	0.90
57:BY:76:CYS:HB3	57:BY:96:ILE:HD11	1.49	0.90
1:AA:84:U:H2'	1:AA:88:A:H5'	1.53	0.90
11:AK:111:ASP:HA	18:AR:84:LYS:HG3	1.51	0.90
2:CB:15:VAL:HG21	2:CB:209:ARG:NH2	1.86	0.90
10:CJ:50:ILE:HD13	10:CJ:50:ILE:H	1.35	0.90
25:CY:17:GLN:HA	25:CY:24:VAL:HG21	1.54	0.90
27:D1:45:ASN:HD21	36:DA:2090:G:H21	1.20	0.90
36:DA:330:A:H2	36:DA:1210:A:H2'	1.36	0.90
48:DP:7:ARG:NH1	48:DP:7:ARG:HA	1.86	0.90
53:DU:90:VAL:HG12	53:DU:91:ASP:N	1.85	0.90
25:AY:60:ILE:HG23	25:AY:61:THR:N	1.85	0.90

Continued on next page...

Continued from previous page...

Atom-1	Atom-2	Interatomic distance (Å)	Clash overlap (Å)
50:BR:4:LEU:O	50:BR:5:LYS:HG2	1.71	0.90
34:D8:48:PHE:O	34:D8:49:VAL:HG22	1.71	0.90
42:DG:43:LEU:HB2	42:DG:88:ILE:HD12	1.54	0.90
57:DY:28:LYS:HB3	57:DY:38:ILE:H	1.36	0.90
36:BA:2158:A:H4'	36:BA:2159:G:H5'	1.53	0.90
57:BY:28:LYS:H	57:BY:28:LYS:HZ1	1.19	0.90
30:D4:10:VAL:HG13	30:D4:11:PRO:HD2	1.51	0.90
7:AG:113:GLU:HB2	7:AG:119:ARG:HG2	1.54	0.90
36:BA:1162:G:H4'	54:BV:24:LYS:HB2	1.54	0.90
1:CA:1347:G:N2	1:CA:1373:G:H2'	1.87	0.90
36:DA:259:G:H21	36:DA:621:A:H8	1.18	0.90
7:AG:69:VAL:HG21	7:AG:104:LEU:HD21	1.54	0.90
53:BU:108:GLU:HG3	54:BV:44:LYS:HD3	1.54	0.90
25:CY:75:LEU:HD23	25:CY:76:LEU:N	1.87	0.90
44:DI:77:LEU:HD22	44:DI:141:LYS:N	1.85	0.90
48:DP:32:THR:HG21	48:DP:37:GLY:HA2	1.52	0.90
52:DT:25:GLY:HA2	52:DT:92:GLY:HA3	1.51	0.90
57:DY:81:LYS:HD3	57:DY:97:ARG:O	1.71	0.90
1:AA:255:G:H1'	17:AQ:16:GLN:NE2	1.87	0.90
20:AT:89:ARG:HD2	20:AT:104:LEU:HD11	1.53	0.90
27:B1:82:LEU:H	27:B1:82:LEU:HD22	1.37	0.90
58:BZ:109:ALA:HB3	58:BZ:145:GLU:HA	1.54	0.90
10:CJ:50:ILE:HA	10:CJ:60:ARG:HB3	1.54	0.90
1:AA:1329:A:H5'	13:AM:29:ARG:HD2	1.55	0.89
12:AL:6:THR:HG23	12:AL:9:GLN:HE21	1.37	0.89
22:AV:20:U:H2'	22:AV:21:A:C5'	2.01	0.89
57:BY:26:LYS:HG2	57:BY:27:VAL:H	1.37	0.89
6:CF:86:ARG:O	6:CF:87:ARG:HG2	1.72	0.89
59:CX:21:A2M:HM'2	59:CX:22:A:H5'	1.51	0.89
54:DV:21:ARG:HG2	54:DV:91:TYR:CD2	2.06	0.89
58:DZ:61:LEU:HD11	58:DZ:67:LEU:HD11	1.54	0.89
1:AA:255:G:H1'	17:AQ:16:GLN:HE21	1.37	0.89
6:AF:37:VAL:HG12	6:AF:38:GLU:H	1.37	0.89
34:B8:49:VAL:HG12	36:BA:2360:A:OP1	1.71	0.89
40:BE:132:HIS:CD2	40:BE:135:HIS:NE2	2.40	0.89
58:BZ:165:VAL:HG12	58:BZ:166:SER:N	1.87	0.89
17:CQ:7:THR:HG22	17:CQ:58:GLU:HG2	1.54	0.89
20:CT:89:ARG:NH1	20:CT:104:LEU:HD21	1.87	0.89
59:CX:20:A2M:C5'	25:CY:84:TYR:CD2	2.54	0.89
36:DA:322:A:H3'	41:DF:169:ASN:HD21	1.37	0.89
51:DS:13:ARG:HG3	51:DS:14:VAL:H	1.37	0.89

Continued on next page...

Continued from previous page...

Atom-1	Atom-2	Interatomic distance (Å)	Clash overlap (Å)
57:DY:74:PRO:O	57:DY:80:GLY:HA2	1.72	0.89
36:BA:1281:G:H8	36:BA:1281:G:H5'	1.36	0.89
41:BF:28:ILE:HG21	41:BF:116:ASP:HB2	1.53	0.89
1:CA:438:G:H4'	1:CA:439:A:OP1	1.71	0.89
48:DP:38:GLN:HG3	48:DP:39:LYS:H	1.37	0.89
52:DT:35:LYS:HZ1	52:DT:41:ARG:HH21	1.15	0.89
4:AD:30:LYS:C	4:AD:32:ALA:H	1.72	0.89
13:AM:91:ARG:NH1	13:AM:96:LEU:HD13	1.87	0.89
36:BA:330:A:H2	36:BA:1210:A:H2'	1.35	0.89
36:BA:2562:U:H1'	47:BO:23:ARG:HH11	1.38	0.89
36:DA:2158:A:H4'	36:DA:2159:G:H5'	1.52	0.89
36:BA:2121:G:H1	36:BA:2177:C:H42	1.15	0.89
1:CA:84:U:H2'	1:CA:88:A:H5'	1.54	0.89
32:D6:9:LEU:HD12	32:D6:28:ARG:HG3	1.55	0.89
39:DD:35:LYS:N	39:DD:36:PRO:HD2	1.88	0.89
42:DG:33:ARG:NH1	42:DG:33:ARG:HB2	1.86	0.89
57:DY:44:ILE:O	57:DY:62:GLU:HG3	1.72	0.89
1:AA:1347:G:N2	1:AA:1373:G:H2'	1.87	0.89
36:BA:1598:C:H5'	56:BX:36:LYS:HB2	1.54	0.89
36:DA:1107:G:H5'	45:DJ:58:UNK:CB	2.02	0.89
6:AF:86:ARG:O	6:AF:87:ARG:HG2	1.72	0.89
30:B4:22:ILE:H	30:B4:22:ILE:HD12	1.34	0.89
36:BA:2245:U:H5'	36:BA:2246:G:H5'	1.51	0.89
45:DJ:118:UNK:C	45:DJ:120:UNK:H	1.85	0.89
1:AA:375:U:H4'	16:AP:17:TYR:HE2	1.36	0.89
2:AB:17:PHE:HD2	2:AB:44:LEU:HD11	1.36	0.89
13:AM:79:LYS:HB3	13:AM:79:LYS:HZ2	1.37	0.89
31:B5:40:LYS:HZ1	31:B5:46:CYS:H	1.21	0.89
48:BP:23:PRO:HD2	48:BP:33:ARG:NH2	1.87	0.89
20:CT:51:GLU:HA	20:CT:54:LYS:HZ3	1.38	0.89
36:DA:1162:G:H4'	54:DV:24:LYS:HB2	1.55	0.89
40:DE:132:HIS:CD2	40:DE:135:HIS:NE2	2.41	0.89
3:AC:14:ILE:HG12	3:AC:15:THR:H	1.35	0.89
36:BA:2833:G:H3'	36:BA:2834:G:H5'	1.54	0.89
2:CB:116:GLU:HA	2:CB:119:GLU:HB2	1.55	0.89
36:DA:1046:A:C8	45:DJ:6:UNK:HA	2.07	0.89
42:DG:19:LEU:HA	42:DG:22:ARG:HB2	1.55	0.89
43:DH:44:VAL:HG12	43:DH:45:VAL:H	1.38	0.89
53:DU:108:GLU:HG3	54:DV:44:LYS:HD3	1.54	0.89
48:BP:7:ARG:NH1	48:BP:7:ARG:HA	1.87	0.89
20:CT:89:ARG:HD2	20:CT:104:LEU:HD11	1.54	0.89

Continued on next page...

Continued from previous page...

Atom-1	Atom-2	Interatomic distance (Å)	Clash overlap (Å)
36:DA:1590:U:H2'	36:DA:1591:G:H5''	1.52	0.89
36:DA:1845:G:H2'	36:DA:1846:G:C5'	2.03	0.89
42:DG:34:LEU:HD12	42:DG:35:GLU:H	1.38	0.89
48:DP:88:LEU:HD22	48:DP:114:ILE:HD11	1.56	0.89
2:AB:15:VAL:HG21	2:AB:209:ARG:NH2	1.86	0.88
8:AH:11:THR:HG23	8:AH:14:ARG:HH12	1.38	0.88
9:CI:88:TYR:O	9:CI:89:ASN:HB2	1.73	0.88
36:DA:1019:U:HO2'	36:DA:1021:A:H2	0.89	0.88
36:DA:1281:G:H8	36:DA:1281:G:H5'	1.39	0.88
17:AQ:7:THR:HG22	17:AQ:58:GLU:HG2	1.54	0.88
50:BR:97:VAL:HG12	50:BR:114:VAL:HG22	1.54	0.88
54:BV:15:GLU:HB3	54:BV:16:PRO:HD2	1.55	0.88
25:CY:16:TRP:HA	25:CY:16:TRP:CE3	2.05	0.88
36:DA:1434:A:H61	36:DA:1558:A:N6	1.72	0.88
3:AC:64:VAL:HG12	3:AC:66:VAL:HG23	1.52	0.88
22:AV:72:A:C2'	22:AV:73:A:H5''	2.03	0.88
10:CJ:75:ILE:HG13	10:CJ:76:ASN:N	1.82	0.88
43:DH:153:LYS:HD3	43:DH:153:LYS:H	1.37	0.88
58:DZ:72:ARG:HB3	58:DZ:72:ARG:NH1	1.87	0.88
51:BS:13:ARG:HG3	51:BS:14:VAL:H	1.35	0.88
1:CA:1277:C:HO2'	1:CA:1279:A:H8	1.20	0.88
13:CM:49:THR:HG22	13:CM:51:ALA:H	1.37	0.88
36:DA:2801(A):A:H4'	36:DA:2802:G:H5'	1.56	0.88
52:DT:28:VAL:HG22	52:DT:47:GLY:N	1.88	0.88
20:AT:89:ARG:NH1	20:AT:104:LEU:HD21	1.88	0.88
25:AY:25:LYS:HA	25:AY:28:ASN:HD21	1.35	0.88
50:DR:4:LEU:O	50:DR:5:LYS:HG2	1.74	0.88
57:DY:81:LYS:HG2	57:DY:97:ARG:HB3	1.55	0.88
1:AA:438:G:H4'	1:AA:439:A:OP1	1.72	0.88
1:AA:673:G:H2'	1:AA:674:G:C8	2.09	0.88
9:AI:19:LEU:HD23	9:AI:61:ALA:HB2	1.56	0.88
28:B2:63:VAL:HA	28:B2:66:GLU:HG2	1.53	0.88
36:BA:2580:U:H5'	40:BE:131:ALA:HB2	1.53	0.88
36:DA:2036:C:H5'	36:DA:2036:C:H6	1.39	0.88
41:DF:25:PRO:HB3	41:DF:119:ARG:HB2	1.55	0.88
51:DS:68:GLN:HA	51:DS:71:ARG:HH12	1.37	0.88
54:DV:18:LEU:HD13	54:DV:19:LYS:H	1.38	0.88
48:DP:30:THR:HG22	48:DP:31:ALA:H	1.34	0.88
9:AI:88:TYR:O	9:AI:89:ASN:HB2	1.73	0.88
34:B8:48:PHE:O	34:B8:49:VAL:HG22	1.74	0.88
36:BA:1899:G:H22	36:BA:1902:C:H41	0.89	0.88

Continued on next page...

Continued from previous page...

Atom-1	Atom-2	Interatomic distance (Å)	Clash overlap (Å)
36:DA:1484:G:C2'	36:DA:1485:G:H5''	2.02	0.88
42:BG:45:GLU:N	42:BG:88:ILE:HG13	1.88	0.88
57:BY:42:VAL:HG12	57:BY:65:ALA:HB3	1.54	0.88
1:CA:1423:G:H5'	47:DO:49:ARG:NH2	1.88	0.88
3:CC:64:VAL:HG12	3:CC:66:VAL:HG23	1.54	0.88
7:CG:62:PHE:HD1	7:CG:124:LEU:HD11	1.38	0.88
27:D1:80:LEU:HB2	27:D1:82:LEU:HD23	1.55	0.88
43:DH:28:GLY:HA3	43:DH:79:VAL:HB	1.53	0.88
54:DV:46:VAL:HG22	54:DV:47:VAL:H	1.39	0.88
44:DI:91:SER:O	44:DI:92:VAL:HB	1.71	0.88
58:DZ:94:GLU:HB3	58:DZ:95:PRO:HD2	1.55	0.88
12:AL:25:PRO:C	12:AL:27:LEU:H	1.76	0.87
13:AM:49:THR:HG22	13:AM:51:ALA:H	1.37	0.87
32:B6:9:LEU:HD12	32:B6:28:ARG:HG3	1.55	0.87
44:BI:92:VAL:HG13	44:BI:97:ILE:HD11	1.54	0.87
54:BV:62:LEU:HD21	54:BV:95:LEU:HB2	1.55	0.87
1:CA:1478:C:H2'	1:CA:1479:C:H6	1.39	0.87
5:AE:10:MET:HB2	5:AE:32:VAL:HG22	1.55	0.87
51:BS:106:ARG:HH11	51:BS:106:ARG:HB3	1.39	0.87
57:BY:81:LYS:HG2	57:BY:97:ARG:HB3	1.56	0.87
1:CA:975:A:H4'	1:CA:976:G:H5''	1.56	0.87
9:CI:53:VAL:HA	9:CI:95:LYS:HE3	1.56	0.87
15:CO:63:ARG:O	15:CO:67:LEU:HD12	1.74	0.87
42:DG:36:LYS:HB2	42:DG:94:LEU:O	1.73	0.87
4:AD:61:LYS:NZ	4:AD:62:GLN:HE21	1.72	0.87
39:BD:35:LYS:N	39:BD:36:PRO:HD2	1.90	0.87
48:BP:88:LEU:HD22	48:BP:114:ILE:HD11	1.55	0.87
57:BY:44:ILE:O	57:BY:62:GLU:HG3	1.74	0.87
19:CS:47:HIS:O	19:CS:62:ILE:HG22	1.74	0.87
40:DE:116:VAL:O	40:DE:117:MET:HB3	1.72	0.87
44:DI:77:LEU:CD2	44:DI:141:LYS:H	1.87	0.87
49:DQ:76:LYS:HB3	49:DQ:91:GLU:HG3	1.57	0.87
36:BA:676:A:H8	36:BA:2069:G:H21	1.20	0.87
37:BB:7:G:H4'	51:BS:29:PHE:CD2	2.09	0.87
41:BF:25:PRO:HB3	41:BF:119:ARG:HB2	1.52	0.87
1:CA:255:G:H1'	17:CQ:16:GLN:HE21	1.39	0.87
4:AD:22:LYS:HG3	4:AD:26:CYS:SG	2.14	0.87
52:BT:28:VAL:HG22	52:BT:47:GLY:N	1.89	0.87
1:CA:738:C:H5''	6:CF:69:GLU:HB2	1.54	0.87
3:CC:14:ILE:HG12	3:CC:15:THR:H	1.36	0.87
41:DF:153:SER:HB2	41:DF:190:GLU:H	1.38	0.87

Continued on next page...

Continued from previous page...

Atom-1	Atom-2	Interatomic distance (Å)	Clash overlap (Å)
43:DH:66:GLY:HA2	43:DH:69:ARG:HG2	1.55	0.87
44:BI:77:LEU:HD22	44:BI:141:LYS:N	1.88	0.87
58:BZ:144:LEU:HD11	58:BZ:150:LEU:HD22	1.57	0.87
36:DA:528:A:O2'	36:DA:529:A:H5'	1.75	0.87
44:DI:101:LEU:HB3	44:DI:109:ILE:HG12	1.56	0.87
57:DY:26:LYS:HG2	57:DY:27:VAL:H	1.39	0.87
11:AK:54:ARG:O	11:AK:57:THR:HG22	1.73	0.87
19:AS:47:HIS:O	19:AS:62:ILE:HG22	1.74	0.87
42:DG:11:TYR:OH	42:DG:33:ARG:HB3	1.75	0.87
48:DP:7:ARG:HA	48:DP:7:ARG:HH11	1.39	0.87
54:DV:15:GLU:HB3	54:DV:16:PRO:HD2	1.57	0.87
58:DZ:125:LEU:HG	58:DZ:164:ALA:HB3	1.56	0.87
43:BH:35:VAL:HG21	43:BH:75:ALA:HB2	1.55	0.87
50:BR:38:VAL:HB	50:BR:39:PRO:HD3	1.57	0.87
1:CA:1493:A:C8	59:CX:20:A2M:CM'	2.58	0.87
2:CB:166:ASP:HB3	2:CB:169:LYS:HB2	1.57	0.87
36:DA:1169:G:H1	36:DA:1180:C:H42	1.20	0.87
48:DP:23:PRO:CB	48:DP:33:ARG:HD2	2.01	0.87
50:DR:97:VAL:HG12	50:DR:114:VAL:HG22	1.55	0.87
1:AA:975:A:H4'	1:AA:976:G:H5''	1.55	0.86
49:BQ:76:LYS:HB3	49:BQ:91:GLU:HG3	1.56	0.86
1:CA:1250:A:H4'	9:CI:68:GLY:H	1.39	0.86
36:DA:676:A:H8	36:DA:2069:G:H21	1.17	0.86
36:DA:2245:U:H5'	36:DA:2246:G:H5'	1.55	0.86
1:AA:1250:A:H4'	9:AI:68:GLY:H	1.39	0.86
4:AD:129:ASN:ND2	4:AD:145:GLU:H	1.72	0.86
27:B1:23:LYS:HD2	27:B1:28:GLY:HA3	1.55	0.86
42:BG:159:VAL:O	42:BG:159:VAL:HG13	1.75	0.86
54:BV:39:LEU:HA	54:BV:47:VAL:HG11	1.57	0.86
56:BX:12:VAL:HG21	56:BX:27:THR:HG23	1.56	0.86
9:CI:63:ILE:HD11	9:CI:81:ILE:HD11	1.58	0.86
25:CY:60:ILE:HG23	25:CY:61:THR:N	1.90	0.86
43:DH:7:LEU:N	43:DH:8:PRO:HD3	1.90	0.86
48:DP:58:THR:O	48:DP:61:ARG:NE	2.08	0.86
52:DT:85:LYS:HB3	52:DT:85:LYS:HZ2	1.37	0.86
43:BH:153:LYS:HD3	43:BH:153:LYS:H	1.37	0.86
1:CA:1221:G:H4'	19:CS:77:THR:HG21	1.56	0.86
5:CE:50:GLU:HG3	5:CE:52:PRO:HD2	1.57	0.86
36:DA:2392:A:H2	36:DA:2424:C:H42	1.23	0.86
42:DG:130:ASN:ND2	42:DG:161:THR:N	2.22	0.86
43:DH:97:ARG:HG2	43:DH:98:LEU:N	1.90	0.86

Continued on next page...

Continued from previous page...

Atom-1	Atom-2	Interatomic distance (Å)	Clash overlap (Å)
48:DP:23:PRO:HD2	48:DP:33:ARG:NH2	1.89	0.86
10:AJ:50:ILE:HA	10:AJ:60:ARG:HB3	1.56	0.86
6:CF:37:VAL:HG12	6:CF:38:GLU:H	1.38	0.86
9:CI:19:LEU:HD23	9:CI:61:ALA:HB2	1.56	0.86
26:D0:14:ARG:HH11	26:D0:14:ARG:CB	1.88	0.86
2:AB:116:GLU:HA	2:AB:119:GLU:HB2	1.55	0.86
3:AC:71:ALA:HA	3:AC:106:VAL:H	1.40	0.86
46:BN:2:LYS:NZ	53:BU:95:LEU:HD21	1.90	0.86
34:D8:50:LEU:HA	34:D8:53:PRO:HG3	1.58	0.86
42:DG:38:VAL:H	42:DG:158:ALA:HB3	1.38	0.86
54:DV:62:LEU:HD21	54:DV:95:LEU:HB2	1.57	0.86
2:AB:171:ALA:HA	2:AB:174:VAL:HG23	1.58	0.86
19:AS:20:LEU:HA	19:AS:23:ASN:HD22	1.41	0.86
32:B6:15:GLU:HG3	32:B6:47:THR:HG21	1.58	0.86
48:BP:58:THR:O	48:BP:61:ARG:NE	2.07	0.86
52:BT:82:LEU:H	52:BT:82:LEU:CD1	1.88	0.86
1:CA:1108:G:H5'	3:CC:176:HIS:CD2	2.10	0.86
1:CA:1502:A:H2	1:CA:1505:G:H22	1.20	0.86
32:D6:15:GLU:HG3	32:D6:47:THR:HG21	1.57	0.86
42:DG:32:PRO:O	42:DG:172:LEU:HD12	1.75	0.86
36:BA:1019:U:HO2'	36:BA:1021:A:H2	0.89	0.86
36:BA:2801(A):A:H4'	36:BA:2802:G:H5'	1.55	0.86
28:D2:2:LYS:HB2	36:DA:97:C:H5''	1.57	0.86
43:DH:35:VAL:HG21	43:DH:75:ALA:HB2	1.58	0.86
3:AC:134:ILE:HD11	3:AC:153:VAL:HG23	1.57	0.86
48:BP:32:THR:HG21	48:BP:37:GLY:HA2	1.55	0.86
1:CA:630:G:H3'	1:CA:631:G:H5''	1.58	0.86
3:CC:71:ALA:HA	3:CC:106:VAL:H	1.40	0.86
4:CD:30:LYS:C	4:CD:32:ALA:H	1.73	0.86
1:AA:1221:G:H4'	19:AS:77:THR:HG21	1.57	0.86
4:AD:30:LYS:HB3	4:AD:35:ARG:HD2	1.57	0.86
25:AZ:157:SER:HB3	25:AZ:167:VAL:HG22	1.58	0.86
36:BA:1845:G:H2'	36:BA:1846:G:C5'	2.05	0.86
36:BA:2068:U:N3	36:BA:2430:A:H2	1.74	0.86
57:BY:74:PRO:O	57:BY:80:GLY:HA2	1.76	0.86
4:CD:22:LYS:HG3	4:CD:26:CYS:SG	2.16	0.86
12:CL:6:THR:HG23	12:CL:9:GLN:HE21	1.39	0.86
25:CY:3:LEU:C	25:CY:4:ILE:HD12	1.97	0.86
30:D4:28:LYS:HA	30:D4:28:LYS:HZ1	1.41	0.86
50:DR:10:LEU:HD22	50:DR:17:ARG:HD2	1.57	0.86
4:AD:19:LEU:HB3	4:AD:21:LEU:HG	1.55	0.86

Continued on next page...

Continued from previous page...

Atom-1	Atom-2	Interatomic distance (Å)	Clash overlap (Å)
36:BA:322:A:H3'	41:BF:169:ASN:HD21	1.40	0.86
44:BI:91:SER:O	44:BI:92:VAL:HB	1.74	0.86
58:BZ:48:PHE:CE1	58:BZ:52:SER:HA	2.11	0.86
4:CD:19:LEU:HB3	4:CD:21:LEU:HG	1.55	0.86
7:CG:69:VAL:HG21	7:CG:104:LEU:HD21	1.57	0.86
8:CH:11:THR:HG23	8:CH:14:ARG:HH12	1.38	0.86
25:CY:16:TRP:HA	25:CY:16:TRP:HE3	1.40	0.86
42:BG:152:LEU:H	42:BG:152:LEU:HD23	1.41	0.85
55:BW:92:ARG:HH11	55:BW:92:ARG:CB	1.89	0.85
25:CY:14:LEU:HD12	25:CY:15:TYR:N	1.90	0.85
46:DN:47:ALA:HB2	46:DN:112:LEU:HD11	1.58	0.85
9:AI:53:VAL:HA	9:AI:95:LYS:HE3	1.56	0.85
25:AY:17:GLN:HA	25:AY:24:VAL:HG21	1.57	0.85
36:BA:1434:A:H61	36:BA:1558:A:N6	1.73	0.85
48:BP:41:ARG:HH11	48:BP:41:ARG:HB3	1.41	0.85
2:CB:8:LYS:HA	2:CB:217:ARG:HH12	1.41	0.85
24:AX:20:A2M:H4'	25:AY:84:TYR:CD2	2.11	0.85
36:BA:1014:U:H2'	36:BA:1015:G:H5'	1.58	0.85
51:DS:15:ARG:HB2	51:DS:15:ARG:NH1	1.89	0.85
13:AM:9:ILE:HG22	13:AM:11:ARG:HE	1.40	0.85
15:AO:63:ARG:O	15:AO:67:LEU:HD12	1.76	0.85
19:CS:20:LEU:HA	19:CS:23:ASN:HD22	1.41	0.85
39:DD:4:LYS:HE3	39:DD:20:ASP:HA	1.59	0.85
42:DG:33:ARG:HB2	42:DG:33:ARG:HH11	1.38	0.85
42:DG:91:ARG:HD2	42:DG:92:VAL:N	1.91	0.85
42:DG:130:ASN:HD21	42:DG:161:THR:H	1.20	0.85
47:DO:13:ASN:ND2	47:DO:97:ARG:HB2	1.91	0.85
58:DZ:72:ARG:O	58:DZ:87:ASP:HB2	1.76	0.85
32:B6:24:GLU:CD	32:B6:25:LYS:H	1.80	0.85
34:B8:50:LEU:HA	34:B8:53:PRO:HG3	1.59	0.85
36:BA:1169:G:H1	36:BA:1180:C:H42	1.22	0.85
23:CV:23:C:H2'	23:CV:24:U:H6	1.40	0.85
25:AY:16:TRP:HA	25:AY:16:TRP:CE3	2.11	0.85
39:BD:4:LYS:HE3	39:BD:20:ASP:HA	1.57	0.85
51:BS:15:ARG:HB2	51:BS:15:ARG:NH1	1.92	0.85
1:CA:1400:C:C4'	59:CX:18:G:O6	2.24	0.85
36:DA:1899:G:H22	36:DA:1902:C:H41	0.87	0.85
3:AC:103:VAL:HG12	3:AC:104:GLN:H	1.41	0.85
9:AI:63:ILE:HD11	9:AI:81:ILE:HD11	1.57	0.85
10:AJ:4:ILE:HD11	10:AJ:77:PRO:HB3	1.59	0.85
36:BA:1161:C:H1'	54:BV:8:GLY:O	1.77	0.85

Continued on next page...

Continued from previous page...

Atom-1	Atom-2	Interatomic distance (Å)	Clash overlap (Å)
43:BH:44:VAL:HG12	43:BH:45:VAL:H	1.41	0.85
52:BT:32:TYR:CD2	52:BT:81:PRO:HB2	2.12	0.85
59:CX:20:A2M:H4'	25:CY:84:TYR:CD2	2.12	0.85
36:BA:1405:U:H2'	36:BA:1406:U:C6	2.12	0.85
44:BI:1:MET:H2	44:BI:20:ASP:HB2	1.42	0.85
58:DZ:115:GLY:H	58:DZ:146:ILE:HD11	1.39	0.85
24:AX:20:A2M:H5'	25:AY:84:TYR:CD2	2.11	0.85
43:BH:97:ARG:HG2	43:BH:98:LEU:N	1.92	0.85
49:BQ:43:THR:HB	49:BQ:45:GLN:HE21	1.41	0.85
1:CA:1425:U:H2'	1:CA:1426:C:H6	1.40	0.85
1:CA:1427:U:H2'	1:CA:1428:A:C8	2.12	0.85
25:CY:45:PRO:HG3	25:CY:58:ARG:HH12	1.40	0.85
52:DT:13:ARG:NH1	52:DT:13:ARG:HA	1.92	0.85
58:DZ:23:LYS:HD3	58:DZ:38:TYR:CE1	2.10	0.85
58:DZ:35:ARG:NE	58:DZ:36:LYS:HG2	1.91	0.85
34:B8:14:VAL:HG23	34:B8:24:ALA:HB2	1.59	0.85
36:DA:2068:U:N3	36:DA:2430:A:H2	1.74	0.85
42:DG:93:THR:HG22	42:DG:94:LEU:N	1.91	0.85
48:DP:17:LYS:HG2	48:DP:17:LYS:O	1.76	0.85
48:DP:59:LEU:HA	48:DP:61:ARG:HE	1.36	0.85
44:BI:91:SER:HB2	44:BI:121:LYS:NZ	1.92	0.84
50:BR:10:LEU:HD22	50:BR:17:ARG:HD2	1.56	0.84
2:CB:171:ALA:HA	2:CB:174:VAL:HG23	1.58	0.84
36:DA:607:U:H3	36:DA:621:A:H2	1.23	0.84
47:DO:101:PRO:HD2	52:DT:70:VAL:HG23	1.59	0.84
48:DP:146:VAL:CG2	48:DP:147:LEU:H	1.89	0.84
58:DZ:138:GLU:CG	58:DZ:156:LYS:HD3	2.07	0.84
36:BA:365:C:H5'	36:BA:365:C:H6	1.42	0.84
36:BA:2036:C:H5'	36:BA:2036:C:H6	1.42	0.84
48:BP:7:ARG:HA	48:BP:7:ARG:HH11	1.42	0.84
34:D8:52:LYS:N	34:D8:53:PRO:HD2	1.92	0.84
51:DS:106:ARG:HH11	51:DS:106:ARG:HB3	1.39	0.84
57:DY:42:VAL:HG12	57:DY:65:ALA:HB3	1.59	0.84
1:AA:630:G:H3'	1:AA:631:G:H5''	1.59	0.84
26:B0:14:ARG:HH11	26:B0:14:ARG:CB	1.91	0.84
3:CC:134:ILE:HD11	3:CC:153:VAL:HG23	1.59	0.84
11:CK:54:ARG:O	11:CK:57:THR:HG22	1.77	0.84
25:CY:49:LYS:HA	25:CY:53:SER:HA	1.60	0.84
27:D1:3:LYS:HA	27:D1:3:LYS:HE3	1.59	0.84
39:DD:121:PRO:HB3	39:DD:135:PHE:CE2	2.11	0.84
58:DZ:94:GLU:O	58:DZ:130:PRO:HD3	1.77	0.84

Continued on next page...

Continued from previous page...

Atom-1	Atom-2	Interatomic distance (Å)	Clash overlap (Å)
36:BA:1542:A:N7	36:BA:1544:A:H5''	1.92	0.84
36:BA:2681:C:H5	36:BA:2725:A:H62	1.26	0.84
54:BV:46:VAL:HG22	54:BV:47:VAL:H	1.41	0.84
4:CD:30:LYS:HB3	4:CD:35:ARG:HD2	1.58	0.84
40:DE:77:ILE:HG22	40:DE:78:LEU:H	1.41	0.84
44:DI:110:ASP:HB3	44:DI:113:ARG:HB2	1.60	0.84
48:DP:111:ARG:HG3	48:DP:111:ARG:HH11	1.42	0.84
56:DX:35:THR:HG22	56:DX:37:THR:N	1.93	0.84
58:DZ:53:ILE:HG22	58:DZ:71:VAL:HG23	1.58	0.84
34:B8:52:LYS:N	34:B8:53:PRO:HD2	1.92	0.84
36:BA:1046:A:H5''	45:BJ:11:UNK:CB	2.08	0.84
39:BD:121:PRO:HB3	39:BD:135:PHE:CE2	2.12	0.84
40:BE:77:ILE:HG22	40:BE:78:LEU:H	1.41	0.84
51:BS:68:GLN:HA	51:BS:71:ARG:HH12	1.39	0.84
7:CG:16:LEU:HD13	9:CI:42:ARG:HA	1.58	0.84
32:D6:24:GLU:CD	32:D6:25:LYS:H	1.81	0.84
36:DA:1405:U:H2'	36:DA:1406:U:C6	2.11	0.84
50:DR:38:VAL:HB	50:DR:39:PRO:HD3	1.57	0.84
52:DT:28:VAL:HG22	52:DT:46:GLU:HA	1.59	0.84
3:AC:20:SER:HB2	3:AC:40:ARG:NH2	1.92	0.84
20:AT:51:GLU:HA	20:AT:54:LYS:HZ2	1.42	0.84
48:BP:17:LYS:O	48:BP:17:LYS:HG2	1.77	0.84
1:CA:737:A:H2'	1:CA:738:C:H6	1.43	0.84
3:CC:20:SER:HB2	3:CC:40:ARG:NH2	1.92	0.84
36:DA:1210:A:H8	36:DA:1210:A:H5'	1.39	0.84
36:DA:2602:A:H4'	36:DA:2603:G:C5'	2.07	0.84
46:DN:125:GLY:HA3	46:DN:126:PRO:O	1.77	0.84
42:BG:45:GLU:H	42:BG:88:ILE:HG13	1.42	0.84
48:BP:111:ARG:HH11	48:BP:111:ARG:HG3	1.42	0.84
56:BX:35:THR:HG22	56:BX:37:THR:N	1.92	0.84
34:D8:59:LYS:HB2	34:D8:59:LYS:HZ2	1.40	0.84
42:DG:31:VAL:O	42:DG:33:ARG:HD3	1.77	0.84
44:DI:101:LEU:HB3	44:DI:109:ILE:CG1	2.07	0.84
7:AG:16:LEU:HD13	9:AI:42:ARG:HA	1.60	0.84
7:AG:62:PHE:HD1	7:AG:124:LEU:HD11	1.43	0.84
24:AX:21:A2M:H2	25:AY:63:GLU:HA	0.90	0.84
25:AY:60:ILE:CG2	25:AY:61:THR:H	1.91	0.84
36:BA:1021:A:H62	36:BA:1141:U:H3	1.20	0.84
52:BT:13:ARG:HA	52:BT:13:ARG:NH1	1.91	0.84
4:CD:129:ASN:HD21	4:CD:145:GLU:H	1.24	0.84
12:CL:25:PRO:C	12:CL:27:LEU:H	1.78	0.84

Continued on next page...

Continued from previous page...

Atom-1	Atom-2	Interatomic distance (Å)	Clash overlap (Å)
42:DG:107:LEU:HD22	42:DG:177:GLY:O	1.77	0.84
44:DI:123:LEU:HD11	44:DI:144:VAL:HG22	1.57	0.84
52:DT:32:TYR:CD2	52:DT:81:PRO:HB2	2.13	0.84
24:AX:21:A2M:CM'	24:AX:22:A:OP1	2.26	0.84
47:BO:101:PRO:HD2	52:BT:70:VAL:HG23	1.60	0.84
42:DG:60:LEU:O	42:DG:64:THR:HG22	1.78	0.84
44:BI:87:LYS:CE	44:BI:121:LYS:HE3	2.07	0.84
52:BT:91:ARG:O	52:BT:117:ASP:HB2	1.78	0.84
17:CQ:76:LEU:HD12	17:CQ:77:VAL:H	1.40	0.84
36:DA:1038:C:H3'	36:DA:1039:G:H5''	1.60	0.84
43:DH:8:PRO:O	43:DH:9:ILE:HG22	1.77	0.84
49:DQ:43:THR:HB	49:DQ:45:GLN:HE21	1.42	0.84
52:DT:91:ARG:HA	52:DT:117:ASP:H	1.42	0.84
55:DW:92:ARG:HH11	55:DW:92:ARG:CB	1.91	0.84
1:AA:1004:A:H5''	1:AA:1025:U:H3	1.42	0.83
2:AB:107:THR:HA	2:AB:110:GLN:HE21	1.43	0.83
4:AD:9:CYS:SG	4:AD:31:CYS:O	2.35	0.83
10:AJ:37:PRO:HA	10:AJ:72:VAL:HG22	1.60	0.83
1:CA:255:G:H1'	17:CQ:16:GLN:NE2	1.91	0.83
1:CA:1363(A):A:H4'	1:CA:1364:U:H5''	1.58	0.83
10:CJ:4:ILE:HD11	10:CJ:77:PRO:HB3	1.59	0.83
19:CS:65:ASN:HA	30:D4:48:ARG:NH1	1.92	0.83
36:DA:1639:U:O2'	36:DA:1640:C:H5''	1.78	0.83
36:DA:2394:C:OP1	48:DP:63:PRO:HD2	1.77	0.83
46:DN:1:MET:O	46:DN:2:LYS:HG3	1.78	0.83
48:DP:58:THR:O	48:DP:58:THR:HG22	1.76	0.83
52:DT:91:ARG:O	52:DT:117:ASP:HB2	1.77	0.83
11:AK:79:SER:HB2	11:AK:106:LYS:HD2	1.58	0.83
11:AK:87:THR:HG22	11:AK:88:GLY:H	1.42	0.83
30:B4:22:ILE:HG12	42:BG:108:ASN:HD22	1.40	0.83
58:BZ:6:LYS:H	58:BZ:6:LYS:HE3	1.42	0.83
54:DV:18:LEU:HD13	54:DV:19:LYS:N	1.93	0.83
1:AA:1321:C:H3'	1:AA:1322:C:H5''	1.60	0.83
2:AB:8:LYS:HA	2:AB:217:ARG:HH12	1.42	0.83
7:AG:115:ARG:O	7:AG:118:VAL:HG22	1.78	0.83
30:B4:22:ILE:HG21	42:BG:108:ASN:ND2	1.93	0.83
42:BG:111:LEU:HB2	42:BG:112:PRO:HD3	1.59	0.83
42:BG:114:ILE:HB	42:BG:117:PHE:HB2	1.58	0.83
44:BI:52:ARG:HA	44:BI:55:ALA:HB3	1.58	0.83
1:CA:1348:U:H4'	9:CI:120:ARG:HD2	1.59	0.83
15:CO:48:LYS:HE2	15:CO:48:LYS:HA	1.60	0.83

Continued on next page...

Continued from previous page...

Atom-1	Atom-2	Interatomic distance (Å)	Clash overlap (Å)
27:DI:71:TYR:HE2	44:DI:27:ARG:HH11	1.25	0.83
48:DP:146:VAL:HG22	48:DP:147:LEU:N	1.93	0.83
58:DZ:35:ARG:HE	58:DZ:36:LYS:HG2	1.42	0.83
9:AI:97:LYS:HB3	9:AI:98:PRO:HD3	1.61	0.83
12:AL:20:LYS:HD2	12:AL:20:LYS:H	1.43	0.83
12:AL:24:VAL:HG13	12:AL:98:TYR:CE1	2.13	0.83
46:BN:125:GLY:HA3	46:BN:126:PRO:O	1.77	0.83
48:BP:146:VAL:CG2	48:BP:147:LEU:H	1.90	0.83
52:BT:28:VAL:HG22	52:BT:46:GLU:HA	1.60	0.83
36:DA:1161:C:H1'	54:DV:8:GLY:O	1.78	0.83
54:DV:39:LEU:HA	54:DV:47:VAL:HG11	1.58	0.83
2:AB:97:TRP:HZ3	2:AB:172:ILE:HB	1.43	0.83
36:BA:2394:C:OP1	48:BP:63:PRO:HD2	1.76	0.83
2:CB:84:GLU:HB3	2:CB:219:VAL:HG21	1.61	0.83
23:CV:20:U:H2'	23:CV:21:A:C5'	2.08	0.83
34:D8:14:VAL:HG23	34:D8:24:ALA:HB2	1.60	0.83
36:DA:1542:A:N7	36:DA:1544:A:H5''	1.93	0.83
39:DD:35:LYS:O	39:DD:37:LEU:N	2.11	0.83
56:DX:12:VAL:HG21	56:DX:27:THR:HG23	1.60	0.83
1:AA:1456:G:H2'	1:AA:1457:G:H5'	1.61	0.83
5:AE:50:GLU:HG3	5:AE:52:PRO:HD2	1.59	0.83
10:AJ:34:VAL:HG12	10:AJ:35:SER:H	1.43	0.83
47:BO:13:ASN:ND2	47:BO:97:ARG:HB2	1.92	0.83
48:BP:38:GLN:HG3	48:BP:39:LYS:H	1.43	0.83
54:BV:18:LEU:HD13	54:BV:19:LYS:H	1.43	0.83
2:CB:97:TRP:HZ3	2:CB:172:ILE:HB	1.42	0.83
42:DG:7:LEU:HD11	42:DG:176:LEU:O	1.79	0.83
44:DI:101:LEU:HD23	44:DI:109:ILE:HG23	1.57	0.83
57:DY:84:ARG:HE	57:DY:97:ARG:NE	1.75	0.83
3:AC:92:ALA:HB2	3:AC:99:VAL:HG21	1.61	0.83
25:AY:43:GLY:O	25:AY:44:LYS:HB2	1.77	0.83
52:BT:56:GLY:O	52:BT:59:THR:HG22	1.79	0.83
3:CC:6:HIS:HD2	3:CC:7:PRO:HD2	1.44	0.83
36:DA:2562:U:H1'	47:DO:23:ARG:HH11	1.42	0.83
39:DD:24:ILE:HD13	39:DD:25:THR:N	1.93	0.83
44:DI:52:ARG:HA	44:DI:55:ALA:HB3	1.60	0.83
1:AA:1108:G:H5'	3:AC:176:HIS:CD2	2.12	0.83
7:AG:102:ARG:HG2	7:AG:106:GLN:HE21	1.41	0.83
15:AO:48:LYS:HE2	15:AO:48:LYS:HA	1.60	0.83
39:BD:35:LYS:O	39:BD:37:LEU:N	2.10	0.83
43:BH:8:PRO:O	43:BH:9:ILE:HG22	1.78	0.83

Continued on next page...

Continued from previous page...

Atom-1	Atom-2	Interatomic distance (Å)	Clash overlap (Å)
7:CG:102:ARG:HG2	7:CG:106:GLN:HE21	1.40	0.83
11:CK:79:SER:HB2	11:CK:106:LYS:HD2	1.59	0.83
32:D6:16:CYS:SG	32:D6:48:VAL:HG21	2.17	0.83
46:DN:2:LYS:NZ	53:DU:95:LEU:HD21	1.93	0.83
48:DP:59:LEU:CA	48:DP:61:ARG:HE	1.91	0.83
5:AE:100:VAL:HG12	5:AE:118:ILE:HG22	1.60	0.83
34:B8:49:VAL:HG23	34:B8:53:PRO:HD3	1.60	0.83
36:BA:1826:G:C4'	39:BD:242:ARG:HH21	1.90	0.83
41:BF:22:ALA:HB1	41:BF:26:ALA:CB	2.07	0.83
44:BI:77:LEU:CD2	44:BI:141:LYS:H	1.92	0.83
46:BN:1:MET:O	46:BN:2:LYS:HG3	1.79	0.83
12:CL:20:LYS:HD2	12:CL:20:LYS:H	1.42	0.83
42:BG:67:LYS:HZ2	42:BG:67:LYS:N	1.77	0.83
50:BR:55:ALA:HA	50:BR:80:PHE:CE1	2.14	0.83
31:D5:3:LYS:HB3	36:DA:747:U:C5	2.13	0.83
34:D8:61:LEU:CD1	34:D8:61:LEU:H	1.92	0.83
57:DY:31:LEU:HB2	57:DY:32:PRO:HA	1.60	0.83
1:AA:1003:G:N2	1:AA:1038:C:H42	1.77	0.82
1:AA:1075:C:OP1	2:AB:179:LYS:HE2	1.78	0.82
24:AX:20:A2M:CM'	25:AY:46:GLU:OE1	2.27	0.82
27:B1:44:PRO:HB2	27:B1:46:LEU:HD12	1.60	0.82
31:B5:3:LYS:HB3	36:BA:747:U:C5	2.12	0.82
36:BA:1115:G:H2'	36:BA:1116:C:O4'	1.79	0.82
36:BA:2602:A:H4'	36:BA:2603:G:C5'	2.08	0.82
39:BD:28:GLU:H	39:BD:29:PRO:HD2	1.43	0.82
49:BQ:1:MET:O	49:BQ:2:LEU:HB2	1.76	0.82
51:BS:35:ILE:HD11	51:BS:66:ALA:HB2	1.61	0.82
57:BY:84:ARG:HE	57:BY:97:ARG:NE	1.77	0.82
3:AC:6:HIS:HD2	3:AC:7:PRO:HD2	1.44	0.82
36:BA:1902:C:O2'	39:BD:244:ARG:HB2	1.78	0.82
52:BT:80:SER:HB3	52:BT:81:PRO:HD3	1.61	0.82
1:CA:818:G:O2'	1:CA:819:A:H5''	1.80	0.82
46:DN:133:GLN:HG2	46:DN:134:ARG:H	1.43	0.82
40:BE:51:PHE:HD1	40:BE:52:LEU:H	1.27	0.82
52:BT:83:ILE:HG13	52:BT:84:GLN:N	1.95	0.82
13:CM:9:ILE:HG22	13:CM:11:ARG:HE	1.41	0.82
36:DA:145:G:H2'	36:DA:146:G:C5'	2.09	0.82
42:DG:131:TYR:O	42:DG:159:VAL:HB	1.79	0.82
49:DQ:1:MET:O	49:DQ:2:LEU:HB2	1.78	0.82
53:DU:79:PHE:CE1	53:DU:83:LEU:HD21	2.13	0.82
1:AA:1363(A):A:H4'	1:AA:1364:U:H5''	1.59	0.82

Continued on next page...

Continued from previous page...

Atom-1	Atom-2	Interatomic distance (Å)	Clash overlap (Å)
2:AB:166:ASP:HB3	2:AB:169:LYS:HB2	1.59	0.82
3:AC:20:SER:CB	3:AC:40:ARG:HH22	1.92	0.82
1:CA:192:U:C4'	20:CT:103:GLY:H	1.91	0.82
3:CC:103:VAL:HG12	3:CC:104:GLN:H	1.42	0.82
10:CJ:37:PRO:HA	10:CJ:72:VAL:HG22	1.62	0.82
36:BA:1540:U:H3'	36:BA:1541:G:H3'	1.59	0.82
42:BG:75:LYS:O	42:BG:76:SER:OG	1.98	0.82
43:BH:9:ILE:HG23	43:BH:9:ILE:O	1.80	0.82
48:BP:58:THR:O	48:BP:58:THR:HG22	1.78	0.82
1:CA:1321:C:H3'	1:CA:1322:C:H5''	1.60	0.82
36:DA:2206:G:N2	36:DA:2207:G:H5'	1.95	0.82
30:B4:15:ILE:HB	30:B4:31:ILE:O	1.80	0.82
41:BF:153:SER:HB2	41:BF:190:GLU:H	1.44	0.82
43:BH:7:LEU:N	43:BH:8:PRO:HD3	1.93	0.82
1:CA:1457:G:H2'	1:CA:1458:G:H8	1.40	0.82
3:CC:19:GLU:HA	3:CC:54:ARG:HH12	1.44	0.82
10:CJ:6:ILE:HD11	10:CJ:72:VAL:HB	1.60	0.82
31:D5:4:HIS:HB3	31:D5:5:PRO:CD	2.09	0.82
32:D6:35:GLU:CB	32:D6:51:GLU:HB2	2.09	0.82
48:DP:18:ARG:HB3	48:DP:18:ARG:HH11	1.45	0.82
1:AA:192:U:C4'	20:AT:103:GLY:H	1.92	0.82
27:B1:3:LYS:HG3	27:B1:4:VAL:H	1.45	0.82
9:CI:27:THR:HG23	9:CI:31:GLN:O	1.78	0.82
36:DA:155:U:H2'	36:DA:156:U:H5''	1.61	0.82
42:DG:135:LEU:H	42:DG:135:LEU:HD12	1.44	0.82
44:DI:134:PRO:HG2	44:DI:135:GLU:H	1.44	0.82
1:AA:1505:G:H5''	1:AA:1506:U:H5''	1.62	0.82
17:AQ:76:LEU:HD12	17:AQ:77:VAL:H	1.43	0.82
57:BY:31:LEU:HB2	57:BY:32:PRO:HA	1.61	0.82
57:BY:88:LYS:HZ2	57:BY:93:GLY:HA3	1.45	0.82
10:CJ:44:VAL:HG22	10:CJ:66:ARG:HG2	1.60	0.82
36:DA:365:C:H5'	36:DA:365:C:H6	1.43	0.82
36:DA:1014:U:H2'	36:DA:1015:G:H5'	1.59	0.82
58:DZ:6:LYS:HA	58:DZ:60:GLU:HB2	1.60	0.82
1:AA:1348:U:H4'	9:AI:120:ARG:HD2	1.61	0.82
3:AC:19:GLU:HA	3:AC:54:ARG:HH12	1.44	0.82
25:AZ:104:ILE:HB	25:AZ:176:LEU:HA	1.61	0.82
34:B8:26:LYS:NZ	34:B8:47:LYS:HD3	1.95	0.82
36:BA:404:C:H4'	36:BA:405:U:H5'	1.62	0.82
40:DE:51:PHE:HD1	40:DE:52:LEU:N	1.78	0.82
44:DI:92:VAL:HG13	44:DI:97:ILE:HD11	1.61	0.82

Continued on next page...

Continued from previous page...

Atom-1	Atom-2	Interatomic distance (Å)	Clash overlap (Å)
6:AF:69:GLU:O	6:AF:72:VAL:HG12	1.80	0.82
38:BC:5:GLY:O	38:BC:9:ARG:HB2	1.80	0.82
44:BI:110:ASP:HB3	44:BI:113:ARG:HB2	1.59	0.82
46:BN:133:GLN:HG2	46:BN:134:ARG:H	1.44	0.82
12:CL:33:ARG:O	12:CL:85:ILE:HG22	1.80	0.82
39:DD:201:HIS:O	39:DD:204:ILE:HG12	1.80	0.82
49:DQ:134:ARG:NH2	58:DZ:122:ARG:HE	1.78	0.82
51:DS:26:LEU:O	51:DS:88:ASP:HB3	1.79	0.82
58:DZ:101:PRO:O	58:DZ:102:LEU:HD23	1.79	0.82
8:AH:20:TYR:HE2	8:AH:75:ARG:HD2	1.45	0.81
9:AI:99:LEU:HB3	9:AI:101:PHE:HD1	1.45	0.81
28:B2:10:LEU:HB3	28:B2:14:ARG:NH1	1.95	0.81
41:BF:34:TRP:CZ2	48:BP:12:ALA:HB2	2.14	0.81
23:CV:23:C:H2'	23:CV:24:U:C6	2.15	0.81
59:CX:20:A2M:H5''	25:CY:84:TYR:HD2	1.45	0.81
34:D8:61:LEU:H	34:D8:61:LEU:HD12	1.43	0.81
36:DA:1826:G:C4'	39:DD:242:ARG:HH21	1.91	0.81
38:DC:5:GLY:O	38:DC:9:ARG:HB2	1.80	0.81
43:DH:54:ARG:HD3	43:DH:56:SER:O	1.80	0.81
48:DP:98:GLU:O	48:DP:101:VAL:HG22	1.79	0.81
57:DY:28:LYS:H	57:DY:28:LYS:NZ	1.77	0.81
10:AJ:6:ILE:HD11	10:AJ:72:VAL:HB	1.61	0.81
30:B4:14:ILE:HG23	30:B4:31:ILE:HG21	1.62	0.81
54:BV:89:GLN:OE1	54:BV:90:PRO:HD2	1.80	0.81
58:BZ:157:LEU:HD23	58:BZ:157:LEU:H	1.45	0.81
10:CJ:50:ILE:HA	10:CJ:60:ARG:CB	2.11	0.81
13:CM:68:GLY:HA2	13:CM:71:ARG:HB3	1.62	0.81
13:AM:54:VAL:O	13:AM:58:GLU:HG2	1.79	0.81
25:AY:57:SER:HB2	25:AY:84:TYR:HH	1.43	0.81
36:BA:603:A:H4'	36:BA:604:G:O5'	1.80	0.81
36:BA:2308:G:O6	36:BA:2310:A:H2'	1.80	0.81
58:BZ:141:VAL:HA	58:BZ:144:LEU:HD23	1.62	0.81
5:CE:10:MET:HB2	5:CE:32:VAL:HG22	1.60	0.81
18:CR:37:VAL:HG23	18:CR:38:GLU:H	1.44	0.81
25:CZ:71:THR:HG22	25:CZ:72:ASP:OD1	1.80	0.81
42:DG:5:VAL:HG12	42:DG:6:ALA:N	1.95	0.81
52:DT:29:ARG:HG2	52:DT:86:ILE:HG23	1.63	0.81
52:DT:82:LEU:H	52:DT:82:LEU:CD1	1.91	0.81
58:DZ:165:VAL:HG12	58:DZ:166:SER:N	1.94	0.81
1:AA:328:C:H4'	1:AA:329:A:C5'	2.10	0.81
36:BA:330:A:HO2'	36:BA:331:A:H8	1.29	0.81

Continued on next page...

Continued from previous page...

Atom-1	Atom-2	Interatomic distance (Å)	Clash overlap (Å)
36:BA:1516:C:H2'	36:BA:1517:G:H8	1.45	0.81
30:D4:15:ILE:HB	30:D4:31:ILE:O	1.80	0.81
57:DY:28:LYS:HZ1	57:DY:28:LYS:N	1.78	0.81
10:AJ:44:VAL:HG22	10:AJ:66:ARG:HG2	1.62	0.81
12:AL:41:ARG:HH11	12:AL:41:ARG:HB3	1.45	0.81
36:BA:528:A:O2'	36:BA:529:A:H5'	1.79	0.81
48:BP:98:GLU:O	48:BP:101:VAL:HG22	1.80	0.81
1:CA:1004:A:H5''	1:CA:1025:U:H3	1.43	0.81
27:D1:94:LEU:HD12	27:D1:94:LEU:H	1.42	0.81
36:DA:612:C:H2'	36:DA:613:G:C5'	2.11	0.81
44:DI:83:ALA:HA	44:DI:89:TYR:H	1.43	0.81
54:DV:19:LYS:HZ3	54:DV:20:LEU:H	1.26	0.81
58:DZ:61:LEU:HG	58:DZ:67:LEU:HD21	1.63	0.81
22:AV:23:C:H2'	22:AV:24:U:C6	2.15	0.81
28:B2:64:LEU:HD22	28:B2:68:ARG:HH11	1.46	0.81
13:CM:29:ARG:HD3	13:CM:64:TRP:CE3	2.14	0.81
30:D4:3:GLU:HG2	37:DB:43:C:OP1	1.80	0.81
36:DA:1107:G:OP1	45:DJ:57:UNK:HA	1.80	0.81
36:DA:1902:C:O2'	39:DD:244:ARG:HB2	1.80	0.81
42:DG:98:ARG:HD2	42:DG:101:ILE:CD1	2.11	0.81
58:DZ:127:LYS:NZ	58:DZ:164:ALA:HB2	1.95	0.81
1:AA:523:A:H61	12:AL:53:ARG:HH12	1.28	0.81
9:AI:27:THR:HG23	9:AI:31:GLN:O	1.79	0.81
10:AJ:38:ILE:HG23	10:AJ:71:LEU:HB3	1.62	0.81
42:BG:77:ILE:O	42:BG:77:ILE:HG23	1.80	0.81
44:BI:134:PRO:HG2	44:BI:135:GLU:H	1.45	0.81
51:BS:30:ARG:HH22	51:BS:62:LYS:HD2	1.45	0.81
7:CG:15:ASP:HB3	7:CG:19:GLY:N	1.95	0.81
9:CI:97:LYS:HB3	9:CI:98:PRO:HD3	1.62	0.81
10:CJ:34:VAL:HG12	10:CJ:35:SER:H	1.45	0.81
23:CV:20:U:C2'	23:CV:21:A:H5''	2.09	0.81
34:D8:26:LYS:NZ	34:D8:47:LYS:HD3	1.95	0.81
34:D8:49:VAL:HG23	34:D8:53:PRO:HD3	1.62	0.81
1:AA:328:C:H4'	1:AA:329:A:H5'	1.63	0.81
50:BR:2:ARG:NH1	50:BR:2:ARG:HG3	1.94	0.81
52:BT:82:LEU:HD12	52:BT:82:LEU:N	1.93	0.81
53:BU:79:PHE:CE1	53:BU:83:LEU:HD21	2.15	0.81
7:CG:115:ARG:O	7:CG:118:VAL:HG22	1.80	0.81
15:CO:8:LYS:HE3	15:CO:31:LEU:HD11	1.63	0.81
30:D4:14:ILE:HG23	30:D4:31:ILE:HG21	1.61	0.81
42:DG:52:ILE:O	42:DG:54:GLU:HG3	1.80	0.81

Continued on next page...

Continued from previous page...

Atom-1	Atom-2	Interatomic distance (Å)	Clash overlap (Å)
42:BG:16:ARG:NE	42:BG:31:VAL:HG11	1.95	0.81
52:BT:85:LYS:HB3	52:BT:85:LYS:HZ2	1.46	0.81
57:BY:28:LYS:HA	57:BY:38:ILE:HG22	1.62	0.81
9:CI:4:TYR:HB2	9:CI:19:LEU:HB2	1.63	0.81
36:DA:1540:U:H3'	36:DA:1541:G:H3'	1.60	0.81
51:DS:66:ALA:HA	51:DS:69:VAL:HG12	1.63	0.81
52:DT:83:ILE:HG13	52:DT:84:GLN:N	1.94	0.81
2:AB:84:GLU:HB3	2:AB:219:VAL:HG21	1.61	0.81
32:B6:35:GLU:CB	32:B6:51:GLU:HB2	2.09	0.81
36:BA:1175:U:H4'	36:BA:1176:G:H5'	1.63	0.81
51:BS:26:LEU:O	51:BS:88:ASP:HB3	1.79	0.81
54:BV:18:LEU:HD13	54:BV:19:LYS:N	1.95	0.81
13:CM:54:VAL:O	13:CM:58:GLU:HG2	1.80	0.81
41:BF:123:LEU:HD12	41:BF:124:LEU:H	1.46	0.80
48:BP:16:ARG:NH1	48:BP:16:ARG:HB2	1.96	0.80
1:CA:1278:U:H5''	1:CA:1279:A:O4'	1.80	0.80
1:CA:1410:G:H2'	1:CA:1411:C:C6	2.16	0.80
23:CV:47:U:H3'	23:CV:48:C:H5'	1.63	0.80
59:CX:21:A2M:OP2	25:CY:65:ARG:NH1	2.14	0.80
36:DA:2310:A:O2'	36:DA:2311:A:H5'	1.81	0.80
41:DF:3:GLU:HB2	41:DF:24:LEU:HG	1.62	0.80
1:AA:957:U:OP1	25:AZ:136:ARG:HG3	1.81	0.80
1:AA:1060:C:C5	3:AC:2:GLY:HA2	2.16	0.80
17:AQ:67:LYS:HA	17:AQ:70:ARG:HH12	1.46	0.80
26:B0:10:THR:HG22	26:B0:12:ASN:H	1.46	0.80
36:BA:607:U:H3	36:BA:621:A:H2	1.28	0.80
50:BR:73:VAL:O	50:BR:76:VAL:HG12	1.81	0.80
4:CD:31:CYS:C	4:CD:33:MET:H	1.80	0.80
57:DY:8:LYS:HE2	57:DY:72:VAL:HG23	1.62	0.80
28:B2:47:ASN:ND2	36:BA:94(A):G:H21	1.79	0.80
36:BA:2100:G:H2'	36:BA:2101:G:H5'	1.60	0.80
1:CA:1003:G:N2	1:CA:1038:C:H42	1.78	0.80
8:CH:20:TYR:HE2	8:CH:75:ARG:HD2	1.46	0.80
20:CT:75:ASN:N	20:CT:75:ASN:HD22	1.79	0.80
59:CX:21:A2M:HM'2	59:CX:22:A:C5'	2.10	0.80
44:DI:87:LYS:CE	44:DI:121:LYS:HE3	2.10	0.80
51:DS:30:ARG:HH22	51:DS:62:LYS:HD2	1.45	0.80
51:DS:35:ILE:HD11	51:DS:66:ALA:HB2	1.61	0.80
57:DY:28:LYS:HA	57:DY:38:ILE:HG22	1.62	0.80
2:AB:15:VAL:CG2	2:AB:209:ARG:HH21	1.95	0.80
36:BA:1722:A:O2'	36:BA:1739:U:H5''	1.81	0.80

Continued on next page...

Continued from previous page...

Atom-1	Atom-2	Interatomic distance (Å)	Clash overlap (Å)
36:BA:2302:G:H1'	42:BG:128:ARG:NE	1.96	0.80
46:BN:15:LEU:HD13	46:BN:16:ILE:N	1.96	0.80
4:CD:150:GLU:HA	4:CD:153:ARG:HE	1.47	0.80
36:DA:89:G:OP2	36:DA:90:U:H2'	1.82	0.80
39:DD:10:THR:HG22	39:DD:13:ARG:HB2	1.63	0.80
40:DE:51:PHE:CD1	40:DE:52:LEU:N	2.49	0.80
41:DF:22:ALA:HB1	41:DF:26:ALA:CB	2.11	0.80
52:DT:82:LEU:HD12	52:DT:82:LEU:N	1.95	0.80
52:BT:91:ARG:HA	52:BT:117:ASP:H	1.46	0.80
2:CB:107:THR:HA	2:CB:110:GLN:HE21	1.46	0.80
3:CC:150:LYS:HB3	3:CC:201:TYR:HB2	1.64	0.80
10:CJ:50:ILE:HG22	10:CJ:60:ARG:HD3	1.62	0.80
26:D0:10:THR:HG22	26:D0:12:ASN:H	1.46	0.80
57:DY:90:LEU:HD12	57:DY:91:GLU:HG2	1.63	0.80
58:DZ:137:ILE:HG22	58:DZ:138:GLU:N	1.94	0.80
8:AH:89:PRO:HA	8:AH:92:ARG:HH11	1.45	0.80
36:BA:89:G:OP2	36:BA:90:U:H2'	1.82	0.80
42:BG:38:VAL:N	42:BG:158:ALA:HB3	1.95	0.80
43:BH:54:ARG:HD3	43:BH:56:SER:O	1.80	0.80
48:BP:55:ARG:HG2	48:BP:56:SER:N	1.96	0.80
52:BT:83:ILE:HG13	52:BT:84:GLN:H	1.45	0.80
1:CA:531:U:C5	25:CY:22:ARG:HD2	2.16	0.80
3:CC:92:ALA:HB2	3:CC:99:VAL:HG21	1.63	0.80
57:DY:7:VAL:HB	57:DY:8:LYS:CE	2.12	0.80
20:AT:75:ASN:N	20:AT:75:ASN:HD22	1.79	0.80
34:B8:61:LEU:H	34:B8:61:LEU:HD12	1.45	0.80
36:BA:155:U:H2'	36:BA:156:U:H5''	1.62	0.80
36:BA:1419:A:O2'	36:BA:1420:U:H5''	1.80	0.80
58:BZ:102:LEU:HD11	58:BZ:124:ILE:HG23	1.64	0.80
1:CA:677:U:H3	1:CA:713:G:H22	1.28	0.80
12:CL:91:LYS:O	12:CL:91:LYS:HG3	1.81	0.80
15:CO:4:THR:OG1	15:CO:7:GLU:HG3	1.82	0.80
36:DA:404:C:H4'	36:DA:405:U:H5'	1.63	0.80
36:DA:631:A:OP1	48:DP:64:LYS:HE2	1.81	0.80
36:DA:1419:A:O2'	36:DA:1420:U:H5''	1.81	0.80
52:DT:83:ILE:HG13	52:DT:84:GLN:H	1.46	0.80
54:DV:52:VAL:HG13	54:DV:55:ALA:HB3	1.64	0.80
57:DY:86:ARG:CZ	57:DY:95:LYS:HE3	2.12	0.80
36:BA:2310:A:O2'	36:BA:2311:A:H5'	1.80	0.80
44:BI:91:SER:CB	44:BI:121:LYS:HZ3	1.92	0.80
47:BO:4:PRO:O	47:BO:5:GLN:HB2	1.81	0.80

Continued on next page...

Continued from previous page...

Atom-1	Atom-2	Interatomic distance (Å)	Clash overlap (Å)
59:CX:20:A2M:H4'	59:CX:21:A2M:OP1	1.81	0.80
33:D7:8:ASN:C	33:D7:8:ASN:ND2	2.35	0.80
36:DA:2681:C:H5	36:DA:2725:A:H62	1.26	0.80
42:DG:39:ILE:HA	42:DG:156:ASP:O	1.81	0.80
57:DY:95:LYS:HD3	57:DY:101:LYS:N	1.95	0.80
58:DZ:10:ARG:HB3	58:DZ:36:LYS:HG3	1.63	0.80
3:AC:150:LYS:HB3	3:AC:201:TYR:HB2	1.61	0.80
25:AY:1:MET:HA	25:AY:74:SER:H	1.47	0.80
36:BA:1038:C:H3'	36:BA:1039:G:H5''	1.62	0.80
41:BF:3:GLU:HB2	41:BF:24:LEU:HG	1.62	0.80
42:BG:32:PRO:HB2	42:BG:172:LEU:HD12	1.62	0.80
8:CH:51:VAL:HG11	8:CH:60:ARG:HD3	1.64	0.80
10:CJ:38:ILE:HG23	10:CJ:71:LEU:HB3	1.61	0.80
27:D1:51:VAL:HG21	27:D1:74:VAL:HG21	1.64	0.80
36:DA:1516:C:H2'	36:DA:1517:G:H8	1.47	0.80
42:DG:152:LEU:HD23	42:DG:152:LEU:H	1.46	0.80
1:AA:368:U:P	44:DI:121:LYS:HE2	2.22	0.80
5:AE:76:ILE:HG12	5:AE:77:PRO:HD2	1.62	0.80
44:BI:113:ARG:HH22	44:BI:131:LYS:HG3	1.47	0.80
53:BU:70:ARG:HA	53:BU:74:LEU:O	1.81	0.80
9:CI:99:LEU:HB3	9:CI:101:PHE:HD1	1.45	0.80
25:CY:14:LEU:HD12	25:CY:15:TYR:H	1.45	0.80
25:CY:60:ILE:HG22	25:CY:64:HIS:O	1.80	0.80
32:D6:5:VAL:HG22	32:D6:6:ARG:H	1.45	0.80
36:DA:603:A:H4'	36:DA:604:G:O5'	1.82	0.80
36:DA:1539:G:C2	36:DA:1540:U:H1'	2.17	0.80
4:AD:129:ASN:HD21	4:AD:145:GLU:H	1.29	0.79
30:B4:1:MET:HG2	42:BG:98:ARG:HD2	1.64	0.79
36:BA:975:C:OP2	36:BA:975:C:C4'	2.30	0.79
36:BA:1946:U:H2'	36:BA:1947:C:H6	1.47	0.79
44:BI:108:THR:HG22	44:BI:109:ILE:H	1.48	0.79
11:CK:87:THR:HG22	11:CK:88:GLY:H	1.45	0.79
13:CM:40:ASN:HD22	13:CM:43:THR:HG23	1.47	0.79
28:D2:55:ARG:NH2	36:DA:75:G:H4'	1.95	0.79
36:DA:296:C:O2'	36:DA:297:C:H5'	1.82	0.79
36:DA:2308:G:O6	36:DA:2310:A:H2'	1.82	0.79
52:DT:25:GLY:HA2	52:DT:92:GLY:CA	2.13	0.79
57:DY:88:LYS:HZ2	57:DY:93:GLY:HA3	1.45	0.79
1:AA:1502:A:H2	1:AA:1505:G:N1	1.80	0.79
27:B1:45:ASN:HD21	36:BA:2090:G:N2	1.76	0.79
32:B6:5:VAL:HG22	32:B6:6:ARG:H	1.47	0.79

Continued on next page...

Continued from previous page...

Atom-1	Atom-2	Interatomic distance (Å)	Clash overlap (Å)
54:BV:19:LYS:HG2	54:BV:94:LEU:HB2	1.63	0.79
2:CB:18:GLY:H	2:CB:42:ILE:CG2	1.95	0.79
6:CF:69:GLU:O	6:CF:72:VAL:HG12	1.81	0.79
14:CN:24:CYS:HG	61:CN:101:ZN:ZN	0.92	0.79
48:DP:55:ARG:HG2	48:DP:56:SER:N	1.96	0.79
52:DT:56:GLY:O	52:DT:59:THR:HG22	1.82	0.79
3:AC:134:ILE:HD11	3:AC:153:VAL:CG2	2.11	0.79
3:CC:20:SER:CB	3:CC:40:ARG:HH22	1.93	0.79
36:DA:1175:U:H4'	36:DA:1176:G:H5'	1.64	0.79
42:DG:44:GLY:H	42:DG:88:ILE:HG21	1.46	0.79
7:AG:15:ASP:HB3	7:AG:19:GLY:N	1.97	0.79
40:BE:51:PHE:HD1	40:BE:52:LEU:N	1.79	0.79
52:BT:89:VAL:HG11	52:BT:91:ARG:HE	1.48	0.79
57:BY:86:ARG:CZ	57:BY:95:LYS:HE3	2.12	0.79
58:BZ:24:LEU:HD21	58:BZ:86:VAL:HG13	1.64	0.79
1:CA:328:C:H4'	1:CA:329:A:H5'	1.64	0.79
40:DE:100:GLU:O	40:DE:172:VAL:HG23	1.82	0.79
5:AE:10:MET:CB	5:AE:32:VAL:HG22	2.13	0.79
8:AH:29:SER:HB3	8:AH:32:LYS:HD2	1.64	0.79
10:AJ:32:ALA:H	10:AJ:78:ASN:ND2	1.81	0.79
36:BA:860:U:H5	36:BA:917:A:N7	1.80	0.79
36:BA:1639:U:O2'	36:BA:1640:C:H5''	1.82	0.79
40:BE:51:PHE:CD1	40:BE:52:LEU:N	2.50	0.79
44:BI:130:TYR:HB2	44:BI:136:VAL:HG22	1.63	0.79
49:BQ:60:ARG:HH11	49:BQ:60:ARG:HB2	1.47	0.79
48:DP:7:ARG:O	48:DP:10:PRO:HD2	1.82	0.79
15:AO:4:THR:OG1	15:AO:7:GLU:HG3	1.82	0.79
41:BF:132:VAL:HG22	41:BF:133:ASN:N	1.98	0.79
1:CA:523:A:H61	12:CL:53:ARG:HH12	1.30	0.79
43:DH:50:VAL:HG12	43:DH:51:ARG:H	1.46	0.79
44:DI:91:SER:HB2	44:DI:121:LYS:NZ	1.96	0.79
1:AA:1278:U:H5''	1:AA:1279:A:O4'	1.81	0.79
9:AI:111:ARG:HG2	9:AI:112:LYS:N	1.96	0.79
36:BA:1539:G:C2	36:BA:1540:U:H1'	2.18	0.79
57:BY:28:LYS:H	57:BY:28:LYS:NZ	1.79	0.79
1:CA:1075:C:OP1	2:CB:179:LYS:HE2	1.81	0.79
1:CA:1427:U:H2'	1:CA:1428:A:H8	1.47	0.79
43:DH:9:ILE:O	43:DH:9:ILE:HG23	1.83	0.79
58:DZ:102:LEU:HB3	58:DZ:139:VAL:CG2	2.13	0.79
1:AA:444:C:H2'	1:AA:445:G:H8	1.48	0.79
18:AR:37:VAL:HG23	18:AR:38:GLU:H	1.47	0.79

Continued on next page...

Continued from previous page...

Atom-1	Atom-2	Interatomic distance (Å)	Clash overlap (Å)
25:AZ:148:LEU:O	25:AZ:149:LYS:HE2	1.82	0.79
48:BP:146:VAL:HG22	48:BP:147:LEU:N	1.93	0.79
58:BZ:102:LEU:HD21	58:BZ:124:ILE:CD1	2.12	0.79
1:CA:328:C:H4'	1:CA:329:A:C5'	2.13	0.79
3:CC:134:ILE:HD11	3:CC:153:VAL:CG2	2.13	0.79
8:CH:89:PRO:HA	8:CH:92:ARG:HH11	1.46	0.79
14:CN:24:CYS:HB2	14:CN:40:CYS:HB3	1.63	0.79
36:DA:1722:A:O2'	36:DA:1739:U:H5''	1.83	0.79
42:DG:139:LEU:CA	42:DG:144:ILE:HG12	2.12	0.79
46:DN:2:LYS:HZ3	53:DU:95:LEU:HD21	1.48	0.79
54:DV:35:LEU:HB2	54:DV:57:VAL:HG13	1.64	0.79
54:DV:51:VAL:HG12	54:DV:52:VAL:N	1.98	0.79
58:DZ:70:LEU:O	58:DZ:88:PHE:HA	1.83	0.79
5:AE:68:GLU:O	5:AE:68:GLU:HG3	1.82	0.79
36:BA:1494:A:H2'	36:BA:1495:A:H5''	1.64	0.79
42:BG:131:TYR:HB3	42:BG:159:VAL:HG11	1.64	0.79
52:BT:25:GLY:HA2	52:BT:92:GLY:CA	2.12	0.79
16:CP:50:LYS:HD3	16:CP:51:VAL:N	1.97	0.79
36:DA:1542:A:H3'	36:DA:1542:A:H8	1.48	0.79
43:DH:155:SER:O	43:DH:157:TYR:N	2.16	0.79
3:AC:101:LEU:HD23	3:AC:102:ASN:N	1.98	0.79
30:B4:16:CYS:SG	30:B4:36:CYS:HB3	2.23	0.79
32:B6:41:PRO:HD2	32:B6:45:LYS:O	1.81	0.79
36:BA:2206:G:N2	36:BA:2207:G:H5'	1.98	0.79
42:BG:34:LEU:HD11	42:BG:172:LEU:HD21	1.63	0.79
1:CA:976:G:H5'	1:CA:1358:U:O2'	1.82	0.79
5:CE:100:VAL:HG12	5:CE:118:ILE:HG22	1.65	0.79
9:CI:111:ARG:HG2	9:CI:112:LYS:N	1.97	0.79
36:DA:1946:U:H2'	36:DA:1947:C:H6	1.48	0.79
48:DP:62:LEU:HD23	48:DP:63:PRO:N	1.98	0.79
1:AA:165:C:H2'	1:AA:166:G:H8	1.48	0.78
1:AA:818:G:O2'	1:AA:819:A:H5''	1.82	0.78
2:AB:80:ILE:HG21	2:AB:211:ILE:HG22	1.65	0.78
9:AI:99:LEU:HB3	9:AI:101:PHE:CD1	2.18	0.78
24:AX:14:A:H5'	24:AX:14:A:N3	1.98	0.78
36:BA:145:G:H2'	36:BA:146:G:C5'	2.12	0.78
46:BN:1:MET:HG2	46:BN:2:LYS:N	1.99	0.78
50:BR:2:ARG:HG3	50:BR:2:ARG:HH11	1.46	0.78
2:CB:204:ASN:HD22	2:CB:205:ASP:N	1.81	0.78
10:CJ:49:VAL:CG2	14:CN:41:ARG:HB2	2.13	0.78
48:DP:41:ARG:HH11	48:DP:41:ARG:HB3	1.47	0.78

Continued on next page...

Continued from previous page...

Atom-1	Atom-2	Interatomic distance (Å)	Clash overlap (Å)
1:AA:81:U:H3	1:AA:88:A:H62	1.29	0.78
2:AB:204:ASN:HD22	2:AB:205:ASP:N	1.82	0.78
12:AL:83:VAL:HG11	12:AL:100:ILE:HD13	1.63	0.78
25:AZ:160:ILE:HG12	25:AZ:164:HIS:HB2	1.63	0.78
43:BH:50:VAL:HG12	43:BH:51:ARG:H	1.47	0.78
50:BR:103:ARG:HH12	50:BR:110:PRO:HD3	1.48	0.78
58:BZ:151:HIS:HA	58:BZ:171:ILE:HG12	1.64	0.78
1:CA:1425:U:H2'	1:CA:1426:C:C6	2.19	0.78
36:DA:2477:C:H5'	36:DA:2477:C:C6	2.17	0.78
58:DZ:61:LEU:HD12	58:DZ:65:GLN:HB3	1.65	0.78
36:BA:481:G:OP2	57:BY:47:LYS:HD3	1.83	0.78
48:BP:59:LEU:CA	48:BP:61:ARG:HE	1.97	0.78
57:BY:7:VAL:HB	57:BY:8:LYS:CE	2.13	0.78
1:CA:81:U:H3	1:CA:88:A:H62	1.28	0.78
1:CA:1346:A:N1	1:CA:1374:A:H5''	1.98	0.78
2:CB:24:TRP:CZ3	2:CB:26:PRO:HA	2.19	0.78
6:CF:67:MET:HB2	6:CF:68:PRO:HD2	1.65	0.78
8:CH:29:SER:HB3	8:CH:32:LYS:HD2	1.66	0.78
25:CZ:27:ILE:O	25:CZ:31:ILE:HG12	1.83	0.78
40:DE:51:PHE:HD1	40:DE:52:LEU:H	1.25	0.78
40:DE:69:LYS:HE3	40:DE:89:ASP:O	1.83	0.78
57:DY:87:LYS:HG3	57:DY:88:LYS:H	1.48	0.78
58:DZ:37:VAL:HG23	58:DZ:38:TYR:N	1.97	0.78
58:DZ:72:ARG:HH11	58:DZ:72:ARG:CB	1.92	0.78
24:AX:19:OMU:C5'	24:AX:20:A2M:OP2	2.30	0.78
25:AY:48:LEU:HB2	25:AY:55:PHE:O	1.83	0.78
36:BA:612:C:H2'	36:BA:613:G:C5'	2.12	0.78
40:BE:69:LYS:HE3	40:BE:89:ASP:O	1.83	0.78
41:BF:24:LEU:HB3	41:BF:25:PRO:CD	2.13	0.78
1:CA:165:C:H2'	1:CA:166:G:H8	1.47	0.78
23:CW:51:C:H2'	23:CW:52:G:C8	2.18	0.78
36:DA:2111:C:H42	36:DA:2147:G:N2	1.82	0.78
10:AJ:49:VAL:CG2	14:AN:41:ARG:HB2	2.13	0.78
13:AM:15:VAL:O	13:AM:19:LEU:HD23	1.83	0.78
25:AZ:148:LEU:C	25:AZ:149:LYS:HE2	2.03	0.78
36:BA:2111:C:H42	36:BA:2147:G:N2	1.81	0.78
36:BA:2392:A:H2	36:BA:2424:C:H42	1.26	0.78
39:BD:10:THR:HG22	39:BD:13:ARG:HB2	1.66	0.78
43:BH:106:THR:HG22	43:BH:112:PRO:HB3	1.65	0.78
43:BH:155:SER:O	43:BH:157:TYR:N	2.16	0.78
44:BI:88:ILE:HD11	44:BI:142:VAL:HG22	1.64	0.78

Continued on next page...

Continued from previous page...

Atom-1	Atom-2	Interatomic distance (Å)	Clash overlap (Å)
52:BT:89:VAL:HG11	52:BT:91:ARG:NE	1.98	0.78
53:BU:13:LYS:HE2	53:BU:13:LYS:N	1.99	0.78
53:BU:92:ARG:O	53:BU:94:ASN:N	2.17	0.78
58:BZ:28:MET:HE3	58:BZ:37:VAL:HG11	1.63	0.78
4:CD:150:GLU:HA	4:CD:153:ARG:NE	1.99	0.78
15:CO:16:ALA:HB1	15:CO:21:ASP:HB3	1.64	0.78
19:CS:16:LEU:H	19:CS:16:LEU:HD12	1.48	0.78
25:CY:73:ASP:O	25:CY:74:SER:HB3	1.81	0.78
30:D4:13:ARG:O	30:D4:31:ILE:HD13	1.83	0.78
44:DI:108:THR:HG22	44:DI:109:ILE:H	1.46	0.78
47:DO:4:PRO:O	47:DO:5:GLN:HB2	1.82	0.78
48:DP:17:LYS:C	48:DP:19:VAL:H	1.86	0.78
48:DP:122:PRO:HG3	48:DP:141:ALA:HB1	1.66	0.78
46:BN:62:VAL:CG2	46:BN:66:LYS:HB2	2.14	0.78
57:BY:84:ARG:HE	57:BY:97:ARG:CD	1.97	0.78
1:CA:405:U:H3'	1:CA:406:G:H5'	1.64	0.78
30:D4:16:CYS:SG	30:D4:36:CYS:HB3	2.23	0.78
31:D5:29:THR:HG21	36:DA:2814:C:O2'	1.84	0.78
39:DD:26:LYS:O	39:DD:27:THR:HG22	1.84	0.78
1:AA:677:U:H3	1:AA:713:G:H22	1.28	0.78
34:B8:61:LEU:H	34:B8:61:LEU:CD1	1.95	0.78
39:BD:201:HIS:O	39:BD:204:ILE:HG12	1.83	0.78
48:BP:18:ARG:HB3	48:BP:18:ARG:HH11	1.46	0.78
54:BV:35:LEU:HB2	54:BV:57:VAL:HG13	1.64	0.78
54:BV:52:VAL:HG13	54:BV:55:ALA:HB3	1.63	0.78
1:CA:1152:A:H2'	1:CA:1153:C:H6	1.49	0.78
1:CA:1493:A:C5	59:CX:20:A2M:H8	2.18	0.78
2:CB:97:TRP:NE1	2:CB:101:MET:HG3	1.99	0.78
39:DD:28:GLU:H	39:DD:29:PRO:HD2	1.46	0.78
39:DD:35:LYS:HD2	39:DD:35:LYS:C	2.05	0.78
42:DG:161:THR:HG22	42:DG:162:THR:N	1.97	0.78
46:DN:1:MET:HG2	46:DN:2:LYS:N	1.98	0.78
58:DZ:138:GLU:HB2	58:DZ:156:LYS:HB3	1.65	0.78
13:AM:68:GLY:HA2	13:AM:71:ARG:HB3	1.62	0.78
19:AS:16:LEU:H	19:AS:16:LEU:HD12	1.47	0.78
36:BA:330:A:C2	36:BA:1210:A:H2'	2.19	0.78
42:BG:36:LYS:HE3	42:BG:160:VAL:HG21	1.66	0.78
42:BG:46:ALA:HB2	42:BG:88:ILE:HD11	1.64	0.78
42:BG:138:GLN:OE1	42:BG:153:ARG:HG2	1.84	0.78
1:CA:192:U:H4'	20:CT:103:GLY:H	1.49	0.78
9:CI:99:LEU:HB3	9:CI:101:PHE:CD1	2.18	0.78

Continued on next page...

Continued from previous page...

Atom-1	Atom-2	Interatomic distance (Å)	Clash overlap (Å)
39:DD:44:ASN:HB2	39:DD:48:ARG:O	1.84	0.78
42:DG:121:ASN:HB3	42:DG:124:SER:OG	1.84	0.78
50:DR:2:ARG:NH1	50:DR:2:ARG:HG3	1.99	0.78
52:DT:89:VAL:HG11	52:DT:91:ARG:NE	1.99	0.78
4:AD:150:GLU:HA	4:AD:153:ARG:NE	1.99	0.78
4:AD:150:GLU:HA	4:AD:153:ARG:HE	1.47	0.78
15:AO:16:ALA:HB1	15:AO:21:ASP:HB3	1.65	0.78
19:AS:12:ASP:HB2	19:AS:15:LEU:HD23	1.66	0.78
39:BD:44:ASN:HB2	39:BD:48:ARG:O	1.84	0.78
42:BG:83:ARG:O	42:BG:84:LYS:HB2	1.83	0.78
57:BY:14:LEU:HD11	57:BY:22:GLY:HA2	1.66	0.78
1:CA:1060:C:C5	3:CC:2:GLY:HA2	2.18	0.78
2:CB:67:THR:HG21	2:CB:155:LEU:HD21	1.66	0.78
36:DA:2114:A:H2'	36:DA:2115:G:O4'	1.83	0.78
39:DD:130:ALA:HB2	39:DD:192:THR:HG22	1.65	0.78
49:DQ:60:ARG:HB2	49:DQ:60:ARG:HH11	1.49	0.78
50:DR:55:ALA:HA	50:DR:80:PHE:CE1	2.18	0.78
1:AA:1309:G:H8	1:AA:1309:G:H5'	1.48	0.78
13:AM:40:ASN:HD22	13:AM:43:THR:HG23	1.49	0.78
13:AM:94:ARG:HE	19:AS:81:ARG:HB2	1.48	0.78
36:BA:1542:A:H3'	36:BA:1542:A:H8	1.47	0.78
44:BI:93:THR:HG22	44:BI:116:LEU:HD11	1.66	0.78
1:CA:737:A:H2'	1:CA:738:C:C6	2.19	0.78
1:CA:1309:G:H5'	1:CA:1309:G:H8	1.48	0.78
25:CY:1:MET:HA	25:CY:74:SER:H	1.49	0.78
36:DA:952:G:P	49:DQ:16:ARG:HH22	2.07	0.78
36:DA:2833:G:H3'	36:DA:2834:G:C5'	2.14	0.78
9:AI:4:TYR:HB2	9:AI:19:LEU:HB2	1.65	0.77
25:AY:64:HIS:C	25:AY:65:ARG:HG2	2.00	0.77
27:B1:58:ILE:O	27:B1:58:ILE:HG13	1.84	0.77
41:BF:20:LEU:H	41:BF:24:LEU:HD21	1.49	0.77
2:CB:15:VAL:CG2	2:CB:209:ARG:HH21	1.95	0.77
36:DA:2312:U:H2'	36:DA:2313:C:H5''	1.64	0.77
5:AE:76:ILE:CG1	5:AE:77:PRO:HD2	2.13	0.77
6:AF:67:MET:HB2	6:AF:68:PRO:HD2	1.66	0.77
10:AJ:3:LYS:O	10:AJ:100:THR:HG23	1.84	0.77
31:B5:4:HIS:HB3	31:B5:5:PRO:CD	2.15	0.77
36:BA:2477:C:H5'	36:BA:2477:C:C6	2.19	0.77
44:BI:83:ALA:HA	44:BI:89:TYR:H	1.49	0.77
46:BN:67:LEU:O	46:BN:68:GLU:HB2	1.82	0.77
48:BP:62:LEU:HD23	48:BP:63:PRO:N	2.00	0.77

Continued on next page...

Continued from previous page...

Atom-1	Atom-2	Interatomic distance (Å)	Clash overlap (Å)
10:CJ:32:ALA:H	10:CJ:78:ASN:ND2	1.81	0.77
12:CL:24:VAL:HG13	12:CL:98:TYR:CE2	2.18	0.77
17:CQ:67:LYS:HA	17:CQ:70:ARG:HH12	1.49	0.77
32:D6:41:PRO:HD2	32:D6:45:LYS:O	1.83	0.77
36:DA:1494:A:H2'	36:DA:1495:A:H5''	1.65	0.77
36:DA:2147:G:H2'	36:DA:2148:G:O4'	1.84	0.77
40:DE:111:ARG:HA	50:DR:2:ARG:HG3	1.65	0.77
43:DH:122:THR:HB	43:DH:134:SER:HB2	1.66	0.77
12:AL:91:LYS:O	12:AL:91:LYS:HG3	1.82	0.77
38:BC:166:ASN:HB3	38:BC:172:ILE:HB	1.67	0.77
46:BN:55:VAL:HG22	46:BN:126:PRO:HA	1.67	0.77
52:BT:29:ARG:HG2	52:BT:86:ILE:HG23	1.65	0.77
53:BU:90:VAL:CG1	53:BU:91:ASP:H	1.83	0.77
12:CL:41:ARG:HH11	12:CL:41:ARG:HB3	1.47	0.77
36:DA:518:G:H4'	55:DW:18:ARG:HH11	1.49	0.77
36:DA:779:U:OP1	39:DD:49:ILE:HG22	1.84	0.77
42:DG:130:ASN:HD22	42:DG:161:THR:H	1.27	0.77
46:DN:62:VAL:CG2	46:DN:66:LYS:HB2	2.15	0.77
24:AX:19:OMU:HM21	25:AY:51:ASN:CG	2.00	0.77
36:BA:2312:U:H2'	36:BA:2313:C:H5''	1.66	0.77
39:BD:26:LYS:O	39:BD:27:THR:HG22	1.85	0.77
48:BP:59:LEU:HA	48:BP:61:ARG:HE	1.43	0.77
58:BZ:69:THR:HG22	58:BZ:90:VAL:HA	1.66	0.77
41:DF:34:TRP:CZ2	48:DP:12:ALA:HB2	2.18	0.77
44:DI:5:LEU:O	44:DI:6:LEU:HD23	1.85	0.77
44:DI:109:ILE:HG22	44:DI:110:ASP:H	1.49	0.77
15:AO:8:LYS:HE3	15:AO:31:LEU:HD11	1.64	0.77
16:AP:50:LYS:HD3	16:AP:51:VAL:N	2.00	0.77
25:AY:16:TRP:HA	25:AY:16:TRP:HE3	1.49	0.77
39:BD:24:ILE:HD13	39:BD:25:THR:N	1.99	0.77
39:BD:117:VAL:HG21	39:BD:128:GLY:C	2.04	0.77
59:CX:20:A2M:H4'	25:CY:84:TYR:HD2	1.47	0.77
36:DA:1614:A:H62	55:DW:93:ALA:HB2	1.49	0.77
36:DA:1658:C:OP1	40:DE:132:HIS:CE1	2.38	0.77
44:DI:113:ARG:HH22	44:DI:131:LYS:HG3	1.50	0.77
58:DZ:67:LEU:N	58:DZ:67:LEU:HD22	1.99	0.77
58:DZ:76:LEU:HD22	58:DZ:82:ARG:C	2.05	0.77
34:B8:59:LYS:HB2	34:B8:59:LYS:HZ2	1.45	0.77
36:BA:1639:U:C2'	36:BA:1640:C:H5''	2.13	0.77
48:BP:112:LEU:H	48:BP:128:HIS:HD2	1.31	0.77
13:CM:91:ARG:HH11	19:CS:81:ARG:NH2	1.80	0.77

Continued on next page...

Continued from previous page...

Atom-1	Atom-2	Interatomic distance (Å)	Clash overlap (Å)
46:DN:67:LEU:O	46:DN:68:GLU:HB2	1.83	0.77
58:DZ:23:LYS:HD3	58:DZ:38:TYR:HE1	1.50	0.77
4:AD:31:CYS:C	4:AD:33:MET:H	1.86	0.77
32:B6:5:VAL:HG13	32:B6:7:ILE:H	1.50	0.77
36:BA:613:G:H5'	36:BA:613:G:C8	2.19	0.77
48:BP:16:ARG:CD	48:BP:18:ARG:H	1.97	0.77
49:BQ:134:ARG:CZ	58:BZ:122:ARG:HH21	1.97	0.77
56:BX:12:VAL:HG22	56:BX:27:THR:O	1.85	0.77
25:CZ:4:ILE:HB	25:CZ:76:LEU:HA	1.67	0.77
42:DG:47:LYS:HG2	42:DG:48:GLU:H	1.49	0.77
43:DH:41:MET:HG3	43:DH:43:VAL:HG13	1.63	0.77
8:AH:51:VAL:HG11	8:AH:60:ARG:HD3	1.65	0.77
19:AS:50:ALA:HB1	19:AS:57:HIS:HB3	1.67	0.77
36:BA:914:C:C2'	36:BA:915:C:H5'	2.14	0.77
36:BA:2114:A:H2'	36:BA:2115:G:O4'	1.84	0.77
42:BG:67:LYS:N	42:BG:67:LYS:NZ	2.33	0.77
53:BU:12:ARG:HA	53:BU:15:LYS:HE2	1.67	0.77
30:D4:28:LYS:HA	30:D4:28:LYS:NZ	2.00	0.77
36:DA:2485:G:H5''	49:DQ:46:GLN:HE21	1.50	0.77
41:DF:123:LEU:HD12	41:DF:124:LEU:H	1.49	0.77
44:DI:58:LEU:O	44:DI:58:LEU:HD23	1.84	0.77
2:AB:67:THR:HG21	2:AB:155:LEU:HD21	1.67	0.77
32:B6:25:LYS:HE3	36:BA:2285:C:H41	1.50	0.77
36:BA:952:G:P	49:BQ:16:ARG:HH22	2.07	0.77
57:BY:95:LYS:HD3	57:BY:101:LYS:N	1.98	0.77
2:CB:80:ILE:HG21	2:CB:211:ILE:HG22	1.66	0.77
48:DP:40:SER:O	48:DP:41:ARG:NH2	2.18	0.77
51:DS:106:ARG:HB3	51:DS:106:ARG:NH1	2.00	0.77
52:DT:80:SER:HB3	52:DT:81:PRO:HD3	1.67	0.77
1:AA:1493:A:H8	24:AX:20:A2M:CM'	1.96	0.77
36:BA:2147:G:H2'	36:BA:2148:G:O4'	1.85	0.77
36:BA:2562:U:H1'	47:BO:23:ARG:NH1	1.99	0.77
57:BY:8:LYS:HE2	57:BY:72:VAL:HG23	1.64	0.77
1:CA:957:U:OP1	25:CZ:36:ARG:HG3	1.85	0.77
2:CB:187:LEU:HD23	2:CB:201:ILE:HG22	1.67	0.77
12:CL:47:LYS:HB3	12:CL:48:PRO:HD3	1.66	0.77
28:D2:12:GLU:HA	28:D2:15:LYS:HE2	1.67	0.77
53:DU:70:ARG:HA	53:DU:74:LEU:O	1.83	0.77
57:DY:81:LYS:CG	57:DY:97:ARG:HB3	2.14	0.77
58:DZ:10:ARG:O	58:DZ:36:LYS:HE3	1.85	0.77
10:AJ:90:LEU:H	10:AJ:91:PRO:HD3	1.48	0.76

Continued on next page...

Continued from previous page...

Atom-1	Atom-2	Interatomic distance (Å)	Clash overlap (Å)
27:B1:44:PRO:O	27:B1:46:LEU:HD13	1.85	0.76
36:BA:2833:G:H3'	36:BA:2834:G:C5'	2.15	0.76
44:BI:5:LEU:O	44:BI:6:LEU:HD23	1.85	0.76
48:BP:47:ASP:HB2	48:BP:51:PHE:HB2	1.67	0.76
48:BP:59:LEU:CA	48:BP:61:ARG:NE	2.46	0.76
51:BS:66:ALA:HA	51:BS:69:VAL:HG12	1.65	0.76
1:CA:979:C:H3'	1:CA:980:C:C5'	2.15	0.76
36:DA:1678:G:H22	36:DA:1989:G:H22	1.33	0.76
36:DA:1803:A:O3'	39:DD:259:THR:HG21	1.85	0.76
57:DY:28:LYS:HG2	57:DY:39:VAL:HG22	1.66	0.76
24:AX:23:A:OP2	24:AX:23:A:H3'	1.85	0.76
25:AY:14:LEU:HD12	25:AY:15:TYR:N	2.01	0.76
25:AY:14:LEU:O	25:AY:18:GLU:HG2	1.86	0.76
36:BA:2811:G:OP1	40:BE:60:ASN:HB2	1.85	0.76
40:BE:111:ARG:HA	50:BR:2:ARG:HG3	1.66	0.76
43:BH:122:THR:HB	43:BH:134:SER:HB2	1.65	0.76
23:CV:2:G:H2'	23:CV:3:C:C6	2.20	0.76
36:DA:157:U:H5'	36:DA:158:U:OP2	1.84	0.76
36:DA:330:A:C2	36:DA:1210:A:H2'	2.20	0.76
36:DA:1639:U:C2'	36:DA:1640:C:H5''	2.15	0.76
36:DA:2811:G:OP1	40:DE:60:ASN:HB2	1.86	0.76
41:DF:132:VAL:HG22	41:DF:133:ASN:N	1.99	0.76
42:DG:38:VAL:O	42:DG:157:ILE:HA	1.86	0.76
42:DG:107:LEU:HA	42:DG:111:LEU:HD12	1.66	0.76
48:DP:112:LEU:H	48:DP:128:HIS:HD2	1.32	0.76
52:DT:28:VAL:HG22	52:DT:46:GLU:CA	2.16	0.76
52:DT:89:VAL:HG11	52:DT:91:ARG:HE	1.50	0.76
58:DZ:144:LEU:HD11	58:DZ:150:LEU:HD22	1.67	0.76
2:AB:97:TRP:NE1	2:AB:101:MET:HG3	1.99	0.76
36:BA:848:G:H2'	36:BA:849:A:C8	2.19	0.76
36:BA:2502:G:H5''	36:BA:2503:A:H5''	1.66	0.76
58:BZ:91:LEU:HD22	58:BZ:96:VAL:HG11	1.66	0.76
1:CA:444:C:H2'	1:CA:445:G:H8	1.47	0.76
5:CE:68:GLU:O	5:CE:68:GLU:HG3	1.84	0.76
36:DA:1348:G:H2'	36:DA:1349:A:H5''	1.66	0.76
42:DG:41:GLN:HG3	42:DG:90:LEU:HD23	1.67	0.76
1:AA:737:A:H2'	1:AA:738:C:H6	1.50	0.76
13:AM:14:ARG:H	13:AM:44:ARG:HH11	1.34	0.76
14:AN:24:CYS:HB2	14:AN:40:CYS:HB3	1.66	0.76
15:AO:9:GLN:HB3	15:AO:13:GLN:HE22	1.51	0.76
36:BA:1494:A:C2'	36:BA:1495:A:H5''	2.16	0.76

Continued on next page...

Continued from previous page...

Atom-1	Atom-2	Interatomic distance (Å)	Clash overlap (Å)
36:BA:2810:A:H2'	40:BE:61:ARG:NH2	2.01	0.76
38:BC:48:LEU:HD11	38:BC:172:ILE:HG22	1.66	0.76
36:DA:481:G:OP2	57:DY:47:LYS:HD3	1.86	0.76
36:DA:860:U:H5	36:DA:917:A:N7	1.82	0.76
38:DC:48:LEU:HD11	38:DC:172:ILE:HG22	1.68	0.76
39:DD:35:LYS:O	39:DD:35:LYS:HD2	1.85	0.76
45:DJ:67:UNK:HA	45:DJ:72:UNK:HA	1.65	0.76
52:DT:28:VAL:HG22	52:DT:47:GLY:H	1.49	0.76
1:AA:405:U:H3'	1:AA:406:G:H5'	1.67	0.76
1:AA:979:C:H3'	1:AA:980:C:C5'	2.14	0.76
36:BA:662:G:OP1	48:BP:18:ARG:HD2	1.85	0.76
36:BA:1590:U:C2'	36:BA:1591:G:H5''	2.15	0.76
36:BA:2092:U:C4'	36:BA:2093:G:H5''	2.14	0.76
39:BD:65:ILE:HD11	39:BD:67:PHE:CE2	2.20	0.76
44:BI:87:LYS:HE3	44:BI:121:LYS:CE	2.14	0.76
48:BP:7:ARG:O	48:BP:10:PRO:HD2	1.85	0.76
48:BP:122:PRO:HG3	48:BP:141:ALA:HB1	1.66	0.76
51:BS:106:ARG:HB3	51:BS:106:ARG:NH1	2.00	0.76
1:CA:1137:C:H4'	1:CA:1138:G:N2	1.99	0.76
10:CJ:90:LEU:H	10:CJ:91:PRO:HD3	1.49	0.76
36:DA:586:A:H5'	41:DF:89:VAL:HG21	1.68	0.76
36:DA:613:G:H5'	36:DA:613:G:C8	2.19	0.76
36:DA:882:G:H2'	36:DA:883:G:C8	2.20	0.76
44:DI:88:ILE:HD11	44:DI:142:VAL:HG22	1.65	0.76
45:DJ:59:UNK:O	45:DJ:61:UNK:N	2.19	0.76
1:AA:1346:A:N1	1:AA:1374:A:H5''	2.00	0.76
30:B4:28:LYS:NZ	30:B4:28:LYS:HA	2.01	0.76
1:CA:1223:C:P	19:CS:78:ARG:HH21	2.08	0.76
8:CH:41:ARG:O	8:CH:41:ARG:HG2	1.85	0.76
12:CL:50:SER:HB2	25:CY:44:LYS:HD3	1.66	0.76
17:CQ:53:LEU:HD21	17:CQ:85:VAL:HG11	1.68	0.76
25:CZ:16:TRP:HA	25:CZ:16:TRP:CE3	2.21	0.76
36:DA:662:G:OP1	48:DP:18:ARG:HD2	1.86	0.76
36:DA:848:G:H2'	36:DA:849:A:C8	2.21	0.76
36:DA:2502:G:H5''	36:DA:2503:A:H5''	1.66	0.76
43:DH:44:VAL:HG12	43:DH:45:VAL:N	2.00	0.76
57:DY:2:ARG:O	57:DY:4:LYS:HG2	1.84	0.76
2:AB:35:GLU:C	2:AB:36:ARG:HD2	2.06	0.76
13:AM:7:VAL:HG23	42:BG:115:ARG:HA	1.65	0.76
25:AY:14:LEU:HD12	25:AY:15:TYR:H	1.51	0.76
34:B8:4:MET:HE2	36:BA:593:G:H1'	1.68	0.76

Continued on next page...

Continued from previous page...

Atom-1	Atom-2	Interatomic distance (Å)	Clash overlap (Å)
36:BA:157:U:H5'	36:BA:158:U:OP2	1.85	0.76
52:BT:28:VAL:HB	52:BT:88:ILE:HG12	1.66	0.76
58:BZ:150:LEU:H	58:BZ:150:LEU:CD2	1.97	0.76
4:CD:61:LYS:NZ	4:CD:62:GLN:HE21	1.82	0.76
13:CM:3:ARG:HD3	30:D4:34:GLU:OE1	1.85	0.76
13:CM:79:LYS:HZ2	13:CM:79:LYS:HB3	1.51	0.76
27:D1:3:LYS:HG3	27:D1:4:VAL:N	1.99	0.76
37:DB:52:A:H62	51:DS:33:LYS:HD3	1.51	0.76
37:DB:55:U:O2'	37:DB:56:G:H5'	1.86	0.76
43:DH:106:THR:HG22	43:DH:112:PRO:HB3	1.67	0.76
2:AB:24:TRP:CZ3	2:AB:26:PRO:HA	2.21	0.76
13:AM:9:ILE:CG2	13:AM:11:ARG:HE	1.99	0.76
25:AY:6:SER:HA	25:AZ:102:LYS:HA	1.68	0.76
34:B8:30:ARG:O	34:B8:30:ARG:HD3	1.86	0.76
48:BP:17:LYS:C	48:BP:19:VAL:H	1.88	0.76
57:BY:28:LYS:HZ1	57:BY:28:LYS:N	1.82	0.76
57:BY:81:LYS:CG	57:BY:97:ARG:HB3	2.15	0.76
1:CA:266:G:H5''	1:CA:268:C:H41	1.49	0.76
10:CJ:3:LYS:O	10:CJ:100:THR:HG23	1.86	0.76
13:CM:15:VAL:O	13:CM:19:LEU:HD23	1.84	0.76
15:CO:9:GLN:HB3	15:CO:13:GLN:HE22	1.51	0.76
45:DJ:60:UNK:C	45:DJ:62:UNK:H	1.94	0.76
58:DZ:72:ARG:O	58:DZ:73:GLN:HB3	1.85	0.76
1:AA:83:U:H2'	1:AA:83:U:O2	1.84	0.76
1:AA:1305:G:H5'	21:AU:4:GLY:HA3	1.67	0.76
17:AQ:53:LEU:HD21	17:AQ:85:VAL:HG11	1.67	0.76
19:AS:62:ILE:HA	19:AS:66:MET:HE2	1.67	0.76
42:BG:40:ASN:HD22	42:BG:41:GLN:N	1.83	0.76
58:BZ:28:MET:HE2	58:BZ:59:LEU:HD13	1.68	0.76
1:CA:630:G:C3'	1:CA:631:G:H5''	2.16	0.76
39:DD:65:ILE:HD11	39:DD:67:PHE:CE2	2.21	0.76
42:DG:118:ARG:HD2	42:DG:181:ARG:HG3	1.68	0.76
44:DI:68:LEU:HD11	44:DI:130:TYR:CE2	2.21	0.76
47:DO:107:ARG:NH1	52:DT:35:LYS:HD2	2.01	0.76
1:AA:473:G:H5''	16:AP:81:ARG:NE	2.01	0.76
1:AA:932:C:H5'	7:AG:4:ARG:HG3	1.68	0.76
1:AA:1163:C:H2'	1:AA:1164:G:H8	1.51	0.76
34:B8:43:GLN:C	34:B8:44:LYS:HD2	2.05	0.76
36:BA:1803:A:O3'	39:BD:259:THR:HG21	1.84	0.76
51:BS:24:LEU:HB3	51:BS:85:VAL:HG12	1.68	0.76
2:CB:51:LEU:HD23	2:CB:201:ILE:HD12	1.67	0.76

Continued on next page...

Continued from previous page...

Atom-1	Atom-2	Interatomic distance (Å)	Clash overlap (Å)
3:CC:101:LEU:HD23	3:CC:102:ASN:N	2.00	0.76
5:CE:78:HIS:HE1	5:CE:142:LEU:HA	1.51	0.76
5:CE:98:THR:HB	5:CE:117:ASP:HB3	1.68	0.76
23:CW:71:C:H2'	23:CW:72:A:C8	2.21	0.76
36:DA:2807:G:H3'	36:DA:2808:U:H5''	1.66	0.76
38:DC:11:LEU:HB3	38:DC:33:LEU:HD22	1.67	0.76
42:DG:98:ARG:HD2	42:DG:101:ILE:HD12	1.67	0.76
42:DG:120:LEU:HD22	42:DG:133:LEU:HD21	1.68	0.76
43:DH:86:GLU:HA	43:DH:132:ARG:HA	1.68	0.76
46:DN:15:LEU:HD13	46:DN:16:ILE:N	2.01	0.76
6:AF:101:ALA:HB2	18:AR:28:GLU:HG2	1.67	0.75
11:AK:110:ASP:O	18:AR:84:LYS:HD2	1.87	0.75
22:AV:28:C:H2'	22:AV:29:G:H8	1.52	0.75
36:BA:545:C:H3'	36:BA:547:A:H5''	1.68	0.75
43:BH:41:MET:HG3	43:BH:43:VAL:HG13	1.67	0.75
43:BH:98:LEU:HB2	43:BH:125:VAL:HG21	1.69	0.75
44:BI:58:LEU:O	44:BI:58:LEU:HD23	1.86	0.75
46:BN:30:ILE:HG23	46:BN:52:VAL:HG11	1.69	0.75
2:CB:35:GLU:C	2:CB:36:ARG:HD2	2.06	0.75
4:CD:131:ARG:HD3	4:CD:131:ARG:H	1.50	0.75
13:CM:9:ILE:CG2	13:CM:11:ARG:HE	1.99	0.75
13:CM:14:ARG:H	13:CM:44:ARG:HH11	1.34	0.75
15:CO:17:ARG:HH11	15:CO:17:ARG:HG3	1.51	0.75
36:DA:1434:A:H61	36:DA:1558:A:H62	1.35	0.75
36:DA:2810:A:H2'	40:DE:61:ARG:NH2	2.01	0.75
44:DI:92:VAL:HA	44:DI:96:ASP:HB2	1.67	0.75
56:DX:80:ILE:HD13	56:DX:80:ILE:O	1.87	0.75
58:DZ:68:PRO:HG2	58:DZ:90:VAL:HG13	1.66	0.75
1:AA:1491:G:H5'	1:AA:1492:A:H5'	1.68	0.75
4:AD:162:LEU:HD13	4:AD:181:MET:HG2	1.66	0.75
10:AJ:50:ILE:HA	10:AJ:60:ARG:CB	2.15	0.75
36:BA:1348:G:H2'	36:BA:1349:A:H5''	1.69	0.75
40:BE:100:GLU:O	40:BE:172:VAL:HG23	1.85	0.75
29:D3:17:LYS:HE2	36:DA:969:U:OP2	1.85	0.75
42:DG:44:GLY:N	42:DG:88:ILE:HG21	2.00	0.75
42:DG:107:LEU:HD13	42:DG:177:GLY:HA3	1.68	0.75
44:DI:130:TYR:HB2	44:DI:136:VAL:HG22	1.67	0.75
48:DP:47:ASP:HB2	48:DP:51:PHE:HB2	1.69	0.75
57:DY:28:LYS:NZ	57:DY:28:LYS:N	2.34	0.75
28:B2:23:LYS:O	28:B2:27:GLU:HG3	1.85	0.75
36:BA:518:G:H4'	55:BW:18:ARG:HH11	1.50	0.75

Continued on next page...

Continued from previous page...

Atom-1	Atom-2	Interatomic distance (Å)	Clash overlap (Å)
36:BA:2290:G:N2	36:BA:2343:C:H1'	2.01	0.75
43:BH:86:GLU:HA	43:BH:132:ARG:HA	1.67	0.75
44:BI:92:VAL:HA	44:BI:96:ASP:HB2	1.66	0.75
46:BN:56:ASN:HA	46:BN:125:GLY:N	2.00	0.75
1:CA:1148:U:H2'	1:CA:1149:C:O4'	1.86	0.75
7:CG:62:PHE:HA	7:CG:124:LEU:CD2	2.17	0.75
41:DF:20:LEU:H	41:DF:24:LEU:HD21	1.51	0.75
5:AE:98:THR:HB	5:AE:117:ASP:HB3	1.67	0.75
26:B0:26:TYR:HE2	36:BA:857:C:H1'	1.50	0.75
36:BA:586:A:H5'	41:BF:89:VAL:HG21	1.67	0.75
36:BA:882:G:H2'	36:BA:883:G:C8	2.22	0.75
38:BC:214:TYR:HD2	38:BC:222:SER:HB2	1.51	0.75
39:BD:130:ALA:HB2	39:BD:192:THR:HG22	1.68	0.75
1:CA:1163:C:H2'	1:CA:1164:G:H8	1.52	0.75
3:CC:173:VAL:O	3:CC:175:LEU:HD12	1.86	0.75
5:CE:76:ILE:CG1	5:CE:77:PRO:HD2	2.16	0.75
5:CE:76:ILE:HG12	5:CE:77:PRO:HD2	1.66	0.75
32:D6:5:VAL:HG13	32:D6:7:ILE:H	1.51	0.75
36:DA:1405:U:H2'	36:DA:1406:U:H6	1.50	0.75
41:DF:24:LEU:HB3	41:DF:25:PRO:CD	2.13	0.75
42:DG:10:LYS:HG2	42:DG:13:GLU:OE2	1.86	0.75
42:DG:34:LEU:HD23	42:DG:99:MET:CE	2.17	0.75
54:DV:89:GLN:OE1	54:DV:90:PRO:HD2	1.85	0.75
30:B4:13:ARG:O	30:B4:31:ILE:HD13	1.87	0.75
36:BA:83:G:N2	36:BA:102:G:H2'	2.00	0.75
37:BB:75:G:H21	58:BZ:85:HIS:CE1	2.05	0.75
44:BI:68:LEU:HD11	44:BI:130:TYR:CE2	2.21	0.75
52:BT:85:LYS:HB3	52:BT:85:LYS:HZ3	1.50	0.75
23:CV:21:A:N6	23:CV:46:G:H2'	2.01	0.75
34:D8:4:MET:HE2	36:DA:593:G:H1'	1.68	0.75
36:DA:902:C:H2'	36:DA:903:C:C6	2.21	0.75
38:DC:166:ASN:HB3	38:DC:172:ILE:HB	1.66	0.75
42:DG:93:THR:CG2	42:DG:94:LEU:H	1.93	0.75
42:DG:130:ASN:HD22	42:DG:160:VAL:HA	1.51	0.75
53:DU:12:ARG:HA	53:DU:15:LYS:HE2	1.68	0.75
3:AC:76:VAL:HG23	3:AC:77:ILE:HG13	1.69	0.75
7:AG:26:PHE:CE2	7:AG:30:ILE:HD11	2.22	0.75
13:AM:108:ARG:HD2	13:AM:108:ARG:H	1.52	0.75
36:BA:2196:C:O2'	36:BA:2197:U:H5'	1.86	0.75
36:BA:2807:G:H3'	36:BA:2808:U:H5''	1.67	0.75
46:BN:67:LEU:H	46:BN:67:LEU:HD12	1.52	0.75

Continued on next page...

Continued from previous page...

Atom-1	Atom-2	Interatomic distance (Å)	Clash overlap (Å)
1:CA:718:G:H5'	11:CK:117:ASN:OD1	1.86	0.75
12:CL:83:VAL:HG11	12:CL:100:ILE:HD13	1.69	0.75
27:D1:18:ILE:HG23	27:D1:37:ILE:HG12	1.68	0.75
57:DY:95:LYS:CD	57:DY:101:LYS:H	1.99	0.75
1:AA:1137:C:H4'	1:AA:1138:G:N2	2.02	0.75
3:AC:16:ARG:HB2	3:AC:16:ARG:NH1	2.02	0.75
4:AD:3:ARG:HE	4:AD:5:ILE:HG13	1.51	0.75
5:AE:78:HIS:HE1	5:AE:142:LEU:HA	1.50	0.75
15:AO:17:ARG:HG3	15:AO:17:ARG:HH11	1.51	0.75
42:BG:68:PRO:CB	42:BG:92:VAL:HB	2.14	0.75
43:BH:29:PRO:HD2	43:BH:79:VAL:O	1.86	0.75
46:BN:73:THR:CG2	46:BN:82:LEU:HD11	2.17	0.75
51:BS:64:GLU:HA	51:BS:67:ARG:HG2	1.67	0.75
52:BT:28:VAL:HG22	52:BT:46:GLU:CA	2.16	0.75
10:CJ:96:ILE:HD13	10:CJ:96:ILE:H	1.52	0.75
19:CS:50:ALA:HB1	19:CS:57:HIS:HB3	1.66	0.75
25:CZ:57:SER:HB3	25:CZ:67:VAL:HG22	1.68	0.75
36:DA:1858:G:H2'	36:DA:1883:G:H22	1.52	0.75
36:DA:1884:A:H2'	36:DA:1885:A:C5'	2.13	0.75
44:DI:82:ARG:HA	44:DI:145:VAL:HG13	1.67	0.75
44:DI:124:GLY:O	44:DI:142:VAL:HB	1.86	0.75
46:DN:2:LYS:HZ1	54:DV:12:TYR:HA	1.52	0.75
53:DU:90:VAL:O	53:DU:92:ARG:N	2.20	0.75
54:DV:19:LYS:HG2	54:DV:94:LEU:HB2	1.67	0.75
2:AB:75:LYS:HA	2:AB:78:GLN:NE2	2.02	0.75
5:AE:50:GLU:OE2	5:AE:51:VAL:HG23	1.86	0.75
7:AG:120:ILE:O	7:AG:124:LEU:HB2	1.87	0.75
42:BG:107:LEU:HD23	42:BG:107:LEU:H	1.50	0.75
57:BY:28:LYS:HG2	57:BY:39:VAL:HG22	1.66	0.75
58:BZ:103:ARG:HB3	58:BZ:136:PHE:HB2	1.69	0.75
36:DA:545:C:H3'	36:DA:547:A:H5''	1.68	0.75
36:DA:2512:C:H4'	40:DE:122:PHE:CE2	2.22	0.75
37:DB:22:U:H2'	37:DB:23:G:C8	2.22	0.75
47:DO:104:ARG:NE	52:DT:33:LYS:HD2	2.01	0.75
51:DS:64:GLU:HA	51:DS:67:ARG:HG2	1.68	0.75
52:DT:28:VAL:HB	52:DT:88:ILE:HG12	1.66	0.75
56:DX:64:LYS:HZ3	56:DX:73:ARG:NH2	1.85	0.75
32:B6:11:LEU:HA	32:B6:54:ILE:OXT	1.86	0.75
54:BV:38:LEU:HD22	54:BV:52:VAL:HG11	1.69	0.75
57:BY:51:VAL:HG12	57:BY:53:PRO:HD2	1.68	0.75
1:CA:83:U:O2	1:CA:83:U:H2'	1.85	0.75

Continued on next page...

Continued from previous page...

Atom-1	Atom-2	Interatomic distance (Å)	Clash overlap (Å)
36:DA:8:A:H2'	36:DA:9:U:C6	2.22	0.75
36:DA:1538:G:H2'	36:DA:1539:G:C8	2.21	0.75
40:DE:4:ILE:HD13	40:DE:28:ALA:HB1	1.68	0.75
57:DY:51:VAL:HG12	57:DY:53:PRO:HD2	1.67	0.75
1:AA:192:U:H4'	20:AT:103:GLY:H	1.49	0.74
1:AA:266:G:H5''	1:AA:268:C:H41	1.51	0.74
25:AY:15:TYR:O	25:AY:19:THR:HB	1.87	0.74
39:BD:243:GLY:O	39:BD:244:ARG:HB3	1.85	0.74
42:BG:38:VAL:HG22	42:BG:93:THR:HG23	1.68	0.74
44:BI:82:ARG:HA	44:BI:145:VAL:HG13	1.68	0.74
51:BS:74:ALA:HB1	51:BS:103:GLU:HB2	1.69	0.74
53:BU:112:ARG:O	53:BU:115:ALA:HB3	1.87	0.74
4:CD:3:ARG:HE	4:CD:5:ILE:HG13	1.52	0.74
5:CE:122:GLU:OE1	5:CE:131:ILE:HG13	1.87	0.74
13:CM:91:ARG:NH1	13:CM:96:LEU:HD13	2.02	0.74
19:CS:12:ASP:HB2	19:CS:15:LEU:HD23	1.67	0.74
28:D2:64:LEU:HD21	28:D2:68:ARG:NH1	2.01	0.74
34:D8:62:LEU:CD1	36:DA:242:G:H5''	2.13	0.74
36:DA:843:G:O2'	36:DA:844:C:H5'	1.87	0.74
36:DA:914:C:C2'	36:DA:915:C:H5'	2.16	0.74
38:DC:182:PRO:HB2	38:DC:185:LYS:HD2	1.69	0.74
50:DR:73:VAL:O	50:DR:76:VAL:HG12	1.86	0.74
57:DY:14:LEU:HD11	57:DY:22:GLY:HA2	1.69	0.74
58:DZ:4:ARG:HA	58:DZ:58:VAL:O	1.87	0.74
1:AA:15:G:H4'	5:AE:24:ARG:NH1	2.02	0.74
1:AA:936:C:H2'	1:AA:937:A:H8	1.52	0.74
2:AB:51:LEU:HD23	2:AB:201:ILE:HD12	1.68	0.74
12:AL:70:ILE:HG21	12:AL:77:LEU:HD12	1.67	0.74
32:B6:8:LYS:HE3	32:B6:25:LYS:HD2	1.66	0.74
54:BV:51:VAL:HG12	54:BV:52:VAL:N	2.03	0.74
57:BY:87:LYS:HG3	57:BY:88:LYS:H	1.50	0.74
1:CA:194:C:H2'	1:CA:195:A:H5''	1.69	0.74
9:CI:126:SER:O	9:CI:128:ARG:HD3	1.87	0.74
25:CY:67:VAL:HB	25:CY:78:ALA:O	1.87	0.74
32:D6:11:LEU:HA	32:D6:54:ILE:OXT	1.87	0.74
41:DF:178:PRO:HB2	41:DF:201:VAL:HG11	1.69	0.74
46:DN:30:ILE:HG23	46:DN:52:VAL:HG11	1.69	0.74
1:AA:250:A:H4'	1:AA:251:G:O5'	1.87	0.74
36:BA:1434:A:H61	36:BA:1558:A:H62	1.35	0.74
39:BD:48:ARG:HG3	39:BD:48:ARG:HH11	1.51	0.74
39:BD:268:ARG:HG2	39:BD:268:ARG:O	1.87	0.74

Continued on next page...

Continued from previous page...

Atom-1	Atom-2	Interatomic distance (Å)	Clash overlap (Å)
57:BY:89:PHE:C	57:BY:90:LEU:HD23	2.08	0.74
57:BY:90:LEU:HD12	57:BY:91:GLU:HG2	1.69	0.74
1:CA:1003:G:H2'	1:CA:1004:A:H4'	1.70	0.74
25:CZ:37:THR:HG22	25:CZ:40:GLU:HB2	1.70	0.74
34:D8:14:VAL:HG21	34:D8:22:VAL:HG12	1.69	0.74
41:DF:24:LEU:O	41:DF:26:ALA:N	2.20	0.74
44:DI:74:ASN:HD22	44:DI:74:ASN:H	1.36	0.74
48:DP:81:GLN:HG2	48:DP:106:LEU:HA	1.70	0.74
1:AA:630:G:C3'	1:AA:631:G:H5''	2.17	0.74
1:AA:1347:G:H22	1:AA:1373:G:H2'	1.52	0.74
2:AB:18:GLY:H	2:AB:42:ILE:CG2	1.97	0.74
29:B3:17:LYS:HE2	36:BA:969:U:OP2	1.86	0.74
36:BA:364:C:H2'	36:BA:365:C:H5''	1.70	0.74
36:BA:1538:G:H2'	36:BA:1539:G:C8	2.21	0.74
1:CA:1071:C:H5''	5:CE:49:PRO:HG2	1.68	0.74
6:CF:101:ALA:HB2	18:CR:28:GLU:HG2	1.68	0.74
7:CG:120:ILE:O	7:CG:124:LEU:HB2	1.87	0.74
8:CH:58:TYR:O	8:CH:59:LEU:HD23	1.85	0.74
32:D6:25:LYS:HE3	36:DA:2285:C:H41	1.51	0.74
46:DN:67:LEU:HD12	46:DN:67:LEU:H	1.52	0.74
50:DR:2:ARG:HG3	50:DR:2:ARG:HH11	1.51	0.74
50:DR:12:ARG:HG3	50:DR:12:ARG:HH11	1.53	0.74
53:DU:13:LYS:N	53:DU:13:LYS:HE2	2.02	0.74
1:AA:718:G:H5'	11:AK:117:ASN:OD1	1.87	0.74
2:AB:34:ALA:H	2:AB:41:ILE:HB	1.53	0.74
9:AI:48:GLU:N	9:AI:49:PRO:HD2	2.01	0.74
36:BA:1405:U:H2'	36:BA:1406:U:H6	1.51	0.74
37:BB:55:U:O2'	37:BB:56:G:H5'	1.88	0.74
46:BN:56:ASN:CA	46:BN:125:GLY:H	2.00	0.74
47:BO:104:ARG:NE	52:BT:33:LYS:HD2	2.02	0.74
48:BP:23:PRO:CB	48:BP:33:ARG:HD2	2.06	0.74
57:BY:2:ARG:O	57:BY:4:LYS:HG2	1.87	0.74
1:CA:1073:U:H2'	1:CA:1074:G:C8	2.23	0.74
1:CA:1305:G:H5'	21:CU:4:GLY:HA3	1.70	0.74
34:D8:30:ARG:O	34:D8:30:ARG:HD3	1.88	0.74
36:DA:518:G:H4'	55:DW:18:ARG:NH1	2.03	0.74
40:DE:33:VAL:HG12	40:DE:89:ASP:O	1.87	0.74
44:DI:127:VAL:O	44:DI:128:LEU:HD22	1.88	0.74
1:AA:353:A:H5'	1:AA:353:A:H8	1.51	0.74
1:AA:1003:G:H2'	1:AA:1004:A:H4'	1.70	0.74
2:AB:101:MET:HB2	2:AB:102:LEU:HD12	1.68	0.74

Continued on next page...

Continued from previous page...

Atom-1	Atom-2	Interatomic distance (Å)	Clash overlap (Å)
4:AD:131:ARG:HD3	4:AD:131:ARG:H	1.53	0.74
8:AH:41:ARG:HG2	8:AH:41:ARG:O	1.87	0.74
36:BA:631:A:OP1	48:BP:64:LYS:HE2	1.88	0.74
36:BA:1005:C:O2'	46:BN:28:THR:HG21	1.87	0.74
36:BA:1040:C:H42	36:BA:1115:G:H1	1.32	0.74
36:BA:1486:A:N6	36:BA:1504:C:H42	1.85	0.74
39:BD:35:LYS:HD2	39:BD:35:LYS:C	2.08	0.74
41:BF:178:PRO:HB2	41:BF:201:VAL:HG11	1.70	0.74
46:BN:58:ASP:O	46:BN:60:ILE:HG13	1.88	0.74
1:CA:1073:U:H2'	1:CA:1074:G:H8	1.53	0.74
2:CB:101:MET:HB2	2:CB:102:LEU:HD12	1.68	0.74
8:CH:20:TYR:HA	8:CH:65:TYR:CE2	2.22	0.74
25:CZ:26:LYS:HD3	25:CZ:60:ILE:C	2.08	0.74
49:DQ:134:ARG:CZ	58:DZ:122:ARG:HE	2.00	0.74
51:DS:24:LEU:HB3	51:DS:85:VAL:HG12	1.68	0.74
54:DV:38:LEU:O	54:DV:39:LEU:HD13	1.87	0.74
57:DY:84:ARG:HE	57:DY:97:ARG:CD	1.98	0.74
58:DZ:67:LEU:HD22	58:DZ:67:LEU:H	1.51	0.74
1:AA:1123:A:H4'	10:AJ:36:GLY:CA	2.18	0.74
9:AI:126:SER:O	9:AI:128:ARG:HD3	1.87	0.74
36:BA:486:C:H4'	55:BW:60:ASN:HD21	1.52	0.74
36:BA:1542:A:H3'	36:BA:1542:A:C8	2.22	0.74
36:BA:2808:U:O2'	36:BA:2809:A:H5'	1.88	0.74
41:BF:157:VAL:CG1	41:BF:194:MET:HG2	2.18	0.74
55:BW:9:TYR:H	55:BW:102:HIS:CD2	2.05	0.74
1:CA:15:G:H4'	5:CE:24:ARG:NH1	2.03	0.74
25:CY:14:LEU:O	25:CY:18:GLU:HG2	1.88	0.74
36:DA:1590:U:C2'	36:DA:1591:G:H5''	2.17	0.74
7:AG:100:ALA:O	7:AG:104:LEU:HD23	1.86	0.74
34:B8:33:ASN:ND2	34:B8:33:ASN:H	1.86	0.74
36:BA:886:C:H4'	36:BA:888:C:H41	1.53	0.74
46:DN:55:VAL:HG22	46:DN:126:PRO:HA	1.70	0.74
46:DN:73:THR:CG2	46:DN:82:LEU:HD11	2.17	0.74
54:DV:49:THR:HB	54:DV:50:PRO:HD2	1.70	0.74
10:AJ:50:ILE:HG22	10:AJ:60:ARG:HD3	1.68	0.74
26:B0:19:LYS:N	26:B0:19:LYS:HD2	2.03	0.74
33:B7:8:ASN:C	33:B7:8:ASN:ND2	2.37	0.74
36:BA:1441:G:H2'	36:BA:1442:G:H8	1.51	0.74
1:CA:170:U:O2'	1:CA:171:A:H5'	1.88	0.74
1:CA:997:U:H2'	1:CA:998:G:C8	2.23	0.74
1:CA:1481:U:H2'	1:CA:1482:G:H8	1.53	0.74

Continued on next page...

Continued from previous page...

Atom-1	Atom-2	Interatomic distance (Å)	Clash overlap (Å)
2:CB:111:ARG:HH21	2:CB:145:LEU:HD21	1.52	0.74
7:CG:100:ALA:O	7:CG:104:LEU:HD23	1.88	0.74
25:CY:60:ILE:CG2	25:CY:61:THR:H	1.97	0.74
26:D0:26:TYR:HE2	36:DA:857:C:H1'	1.51	0.74
36:DA:2313:C:H4'	42:DG:40:ASN:ND2	2.02	0.74
42:DG:177:GLY:O	42:DG:179:PRO:HD3	1.88	0.74
52:DT:13:ARG:HA	52:DT:13:ARG:CZ	2.18	0.74
1:AA:1148:U:H2'	1:AA:1149:C:O4'	1.86	0.74
1:AA:1152:A:H2'	1:AA:1153:C:H6	1.51	0.74
2:AB:97:TRP:CH2	2:AB:173:ALA:HA	2.23	0.74
2:AB:226:ARG:HB3	2:AB:226:ARG:NH1	2.03	0.74
36:BA:626:U:O2	48:BP:105:LEU:HG	1.88	0.74
36:BA:1314:C:H5'	36:BA:1314:C:H6	1.53	0.74
36:BA:1658:C:OP1	40:BE:132:HIS:CE1	2.41	0.74
40:BE:33:VAL:HG12	40:BE:89:ASP:O	1.88	0.74
45:BJ:67:UNK:HA	45:BJ:71:UNK:O	1.87	0.74
46:BN:62:VAL:HG21	46:BN:66:LYS:HB2	1.70	0.74
48:BP:112:LEU:H	48:BP:128:HIS:CD2	2.06	0.74
48:BP:144:GLU:H	48:BP:145:PRO:HD3	1.53	0.74
51:BS:99:LYS:O	51:BS:101:LEU:HD12	1.88	0.74
1:CA:932:C:H5'	7:CG:4:ARG:HG3	1.69	0.74
2:CB:22:LYS:HE2	2:CB:22:LYS:HA	1.70	0.74
3:CC:134:ILE:HG23	3:CC:151:VAL:HB	1.70	0.74
11:CK:110:ASP:O	18:CR:84:LYS:HD2	1.88	0.74
27:D1:80:LEU:HB2	27:D1:82:LEU:CD2	2.18	0.74
36:DA:2593:U:H2'	36:DA:2594:C:H6	1.52	0.74
48:DP:16:ARG:CD	48:DP:18:ARG:H	2.00	0.74
53:DU:92:ARG:O	53:DU:94:ASN:N	2.21	0.74
58:DZ:23:LYS:O	58:DZ:24:LEU:HB2	1.86	0.74
58:DZ:30:ASN:HB2	58:DZ:90:VAL:HB	1.68	0.74
36:BA:1485:G:H1'	36:BA:1505:C:H42	1.53	0.73
39:BD:161:THR:O	39:BD:196:VAL:HG23	1.88	0.73
52:BT:28:VAL:HG22	52:BT:47:GLY:H	1.50	0.73
58:BZ:107:THR:HG23	58:BZ:111:VAL:HB	1.70	0.73
1:CA:9:G:H2'	1:CA:10:A:H8	1.53	0.73
1:CA:674:G:H2'	1:CA:675:A:H8	1.53	0.73
1:CA:1347:G:H22	1:CA:1373:G:H2'	1.52	0.73
2:CB:34:ALA:H	2:CB:41:ILE:HB	1.52	0.73
26:D0:21:LEU:HD21	26:D0:41:ARG:HH12	1.53	0.73
36:DA:1141:U:H2'	46:DN:63:THR:HG21	1.70	0.73
36:DA:2808:U:O2'	36:DA:2809:A:H5'	1.88	0.73

Continued on next page...

Continued from previous page...

Atom-1	Atom-2	Interatomic distance (Å)	Clash overlap (Å)
42:DG:43:LEU:CB	42:DG:88:ILE:HD12	2.18	0.73
42:DG:77:ILE:HG22	42:DG:77:ILE:O	1.88	0.73
42:DG:103:LEU:HD21	42:DG:178:PHE:CE1	2.23	0.73
46:DN:56:ASN:CA	46:DN:125:GLY:H	1.99	0.73
25:AZ:116:TRP:CE3	25:AZ:116:TRP:HA	2.21	0.73
36:BA:1019:U:O2'	36:BA:1021:A:H2	1.68	0.73
36:BA:1614:A:H62	55:BW:93:ALA:HB2	1.52	0.73
38:BC:11:LEU:HB3	38:BC:33:LEU:HD22	1.67	0.73
38:BC:182:PRO:HB2	38:BC:185:LYS:HD2	1.70	0.73
11:CK:57:THR:HG23	11:CK:60:ALA:H	1.53	0.73
17:CQ:27:PHE:CE1	17:CQ:36:ILE:HD11	2.22	0.73
23:CW:62:C:C5'	38:DC:53:ARG:HG3	2.18	0.73
25:CY:5:TRP:O	25:CY:6:SER:HB3	1.86	0.73
36:DA:637:A:H8	48:DP:117:GLU:HG3	1.53	0.73
38:DC:214:TYR:HD2	38:DC:222:SER:HB2	1.52	0.73
44:DI:93:THR:HG22	44:DI:116:LEU:HD11	1.69	0.73
46:DN:3:THR:O	46:DN:5:VAL:N	2.21	0.73
58:DZ:108:PRO:HD3	58:DZ:141:VAL:HG12	1.68	0.73
1:AA:9:G:H2'	1:AA:10:A:H8	1.54	0.73
1:AA:1352:C:H2'	1:AA:1353:G:C8	2.24	0.73
3:AC:173:VAL:O	3:AC:175:LEU:HD12	1.88	0.73
4:AD:150:GLU:CD	4:AD:151:LYS:H	1.91	0.73
28:B2:64:LEU:O	28:B2:68:ARG:HG2	1.88	0.73
36:BA:296:C:O2'	36:BA:297:C:H5'	1.87	0.73
50:BR:2:ARG:HH11	50:BR:2:ARG:CG	2.00	0.73
50:BR:10:LEU:HB3	50:BR:17:ARG:CD	2.18	0.73
2:CB:178:ARG:HH21	8:CH:74:PRO:HG3	1.52	0.73
37:DB:32:C:H2'	37:DB:33:G:C8	2.24	0.73
40:DE:119:ARG:HD2	40:DE:120:TRP:CE2	2.24	0.73
42:DG:41:GLN:HB2	42:DG:90:LEU:HB3	1.70	0.73
43:DH:11:VAL:HG12	43:DH:15:VAL:HG23	1.70	0.73
54:DV:38:LEU:HD22	54:DV:52:VAL:HG11	1.69	0.73
1:AA:997:U:H2'	1:AA:998:G:C8	2.23	0.73
31:B5:29:THR:HG21	36:BA:2814:C:O2'	1.87	0.73
36:BA:1188:U:O2'	36:BA:1189:A:H5'	1.87	0.73
36:BA:2103:C:C3'	36:BA:2104:G:H5''	2.19	0.73
57:BY:75:ILE:HG13	57:BY:79:CYS:O	1.89	0.73
1:CA:624:C:O3'	16:CP:10:GLY:HA2	1.88	0.73
1:CA:936:C:H2'	1:CA:937:A:H8	1.53	0.73
1:CA:1412:C:H2'	1:CA:1413:A:C8	2.23	0.73
36:DA:197:A:H8	36:DA:197:A:H5'	1.53	0.73

Continued on next page...

Continued from previous page...

Atom-1	Atom-2	Interatomic distance (Å)	Clash overlap (Å)
39:DD:117:VAL:HG21	39:DD:128:GLY:C	2.08	0.73
48:DP:115:LEU:HA	48:DP:134:ALA:HB2	1.71	0.73
48:DP:122:PRO:HA	48:DP:141:ALA:O	1.88	0.73
5:AE:122:GLU:OE1	5:AE:131:ILE:HG13	1.87	0.73
10:AJ:96:ILE:H	10:AJ:96:ILE:HD13	1.53	0.73
12:AL:20:LYS:HD2	12:AL:20:LYS:N	2.03	0.73
17:AQ:27:PHE:CE1	17:AQ:36:ILE:HD11	2.23	0.73
25:AZ:126:LYS:HD3	25:AZ:160:ILE:C	2.09	0.73
50:BR:10:LEU:HB3	50:BR:17:ARG:NE	2.04	0.73
51:BS:49:VAL:HG12	51:BS:73:LEU:HD23	1.69	0.73
55:BW:92:ARG:HB3	55:BW:92:ARG:NH1	1.98	0.73
1:CA:16:A:O2'	1:CA:17:U:H5'	1.88	0.73
36:DA:2103:C:C3'	36:DA:2104:G:H5''	2.19	0.73
39:DD:48:ARG:HH11	39:DD:48:ARG:HG3	1.54	0.73
46:DN:56:ASN:HA	46:DN:125:GLY:N	2.00	0.73
51:DS:74:ALA:HB1	51:DS:103:GLU:HB2	1.70	0.73
3:AC:134:ILE:HG23	3:AC:151:VAL:HB	1.71	0.73
4:AD:59:ARG:HE	4:AD:59:ARG:CA	2.00	0.73
9:AI:4:TYR:HA	9:AI:88:TYR:CE1	2.22	0.73
10:AJ:42:THR:OG1	10:AJ:68:HIS:HB3	1.88	0.73
16:AP:20:VAL:HG21	16:AP:32:TYR:CG	2.23	0.73
30:B4:2:LYS:HB2	37:BB:40:U:O4	1.89	0.73
36:BA:660:G:H5'	41:BF:99:TYR:CE2	2.24	0.73
36:BA:1678:G:H22	36:BA:1989:G:H22	1.35	0.73
1:CA:708:C:H2'	1:CA:709:G:H8	1.54	0.73
1:CA:990:C:H2'	1:CA:991:U:C6	2.24	0.73
2:CB:75:LYS:HA	2:CB:78:GLN:NE2	2.03	0.73
2:CB:226:ARG:NH1	2:CB:226:ARG:HB3	2.02	0.73
9:CI:4:TYR:HA	9:CI:88:TYR:CE1	2.24	0.73
27:D1:81:LYS:HE2	36:DA:271(H):G:H5''	1.70	0.73
36:DA:1486:A:N6	36:DA:1504:C:H42	1.86	0.73
36:DA:1779:U:C5	36:DA:1784:A:N7	2.51	0.73
39:DD:268:ARG:HG2	39:DD:268:ARG:O	1.86	0.73
41:DF:28:ILE:HD13	41:DF:28:ILE:H	1.53	0.73
42:DG:112:PRO:O	42:DG:117:PHE:HB2	1.89	0.73
43:DH:98:LEU:HB2	43:DH:125:VAL:HG21	1.70	0.73
46:DN:30:ILE:O	46:DN:34:LEU:HD22	1.88	0.73
58:DZ:152:ALA:HB2	58:DZ:167:PRO:HB2	1.71	0.73
1:AA:81:U:H3	1:AA:88:A:N6	1.85	0.73
1:AA:624:C:O3'	16:AP:10:GLY:HA2	1.89	0.73
1:AA:1073:U:H2'	1:AA:1074:G:H8	1.54	0.73

Continued on next page...

Continued from previous page...

Atom-1	Atom-2	Interatomic distance (Å)	Clash overlap (Å)
12:AL:24:VAL:HG12	12:AL:24:VAL:O	1.89	0.73
13:AM:86:CYS:HA	19:AS:73:GLU:O	1.89	0.73
13:AM:108:ARG:HD2	13:AM:108:ARG:N	2.04	0.73
30:B4:28:LYS:HA	30:B4:28:LYS:HZ1	1.54	0.73
36:BA:654(S):G:H3'	36:BA:654(T):C:C5'	2.18	0.73
36:BA:843:G:O2'	36:BA:844:C:H5'	1.88	0.73
36:BA:2312:U:O2'	42:BG:71:THR:HG21	1.88	0.73
58:BZ:144:LEU:HD11	58:BZ:150:LEU:CD2	2.17	0.73
1:CA:81:U:H3	1:CA:88:A:N6	1.85	0.73
12:CL:20:LYS:HD2	12:CL:20:LYS:N	2.03	0.73
30:D4:48:ARG:HG3	30:D4:49:PHE:HD1	1.54	0.73
36:DA:1494:A:C2'	36:DA:1495:A:H5''	2.19	0.73
39:DD:134:ARG:HG3	39:DD:135:PHE:CD1	2.23	0.73
41:DF:157:VAL:CG1	41:DF:194:MET:HG2	2.18	0.73
42:DG:31:VAL:HG13	42:DG:33:ARG:HD2	1.70	0.73
49:DQ:68:ILE:HD13	49:DQ:103:MET:HG2	1.71	0.73
55:DW:92:ARG:HB3	55:DW:92:ARG:NH1	2.00	0.73
57:DY:89:PHE:C	57:DY:90:LEU:HD23	2.08	0.73
1:AA:1057:G:H5''	3:AC:154:SER:CB	2.17	0.73
8:AH:20:TYR:HA	8:AH:65:TYR:CE2	2.24	0.73
10:AJ:50:ILE:HD11	14:AN:41:ARG:HD3	1.70	0.73
20:AT:23:ARG:O	20:AT:27:LYS:HB2	1.88	0.73
37:BB:22:U:H2'	37:BB:23:G:C8	2.23	0.73
41:BF:53:THR:HG23	41:BF:56:GLU:OE2	1.88	0.73
41:BF:123:LEU:HD12	41:BF:124:LEU:N	2.03	0.73
53:BU:92:ARG:HB3	54:BV:11:GLN:NE2	2.04	0.73
1:CA:1125:U:H3	10:CJ:5:ARG:NH2	1.87	0.73
7:CG:16:LEU:CD1	9:CI:42:ARG:HA	2.19	0.73
28:D2:46:GLN:HA	28:D2:46:GLN:OE1	1.87	0.73
32:D6:8:LYS:HE3	32:D6:25:LYS:HD2	1.68	0.73
36:DA:654(S):G:H3'	36:DA:654(T):C:C5'	2.18	0.73
36:DA:2290:G:N2	36:DA:2343:C:H1'	2.03	0.73
1:AA:976:G:H5'	1:AA:1358:U:O2'	1.88	0.73
1:AA:1223:C:P	19:AS:78:ARG:HH21	2.11	0.73
7:AG:62:PHE:HA	7:AG:124:LEU:CD2	2.18	0.73
8:AH:58:TYR:O	8:AH:59:LEU:HD23	1.89	0.73
30:B4:25:TYR:HE1	42:BG:5:VAL:HG22	1.52	0.73
32:B6:27:LYS:HD3	32:B6:27:LYS:C	2.09	0.73
36:BA:1190:G:H5'	48:BP:35:HIS:H	1.53	0.73
37:BB:32:C:H2'	37:BB:33:G:C8	2.23	0.73
37:BB:45:A:H1'	42:BG:95:ARG:NH2	2.04	0.73

Continued on next page...

Continued from previous page...

Atom-1	Atom-2	Interatomic distance (Å)	Clash overlap (Å)
39:BD:142:VAL:HG23	39:BD:193:VAL:HA	1.71	0.73
41:BF:28:ILE:H	41:BF:28:ILE:HD13	1.53	0.73
46:BN:2:LYS:HZ1	54:BV:12:TYR:HA	1.54	0.73
50:BR:100:LEU:HD21	50:BR:111:LEU:HB2	1.71	0.73
58:BZ:10:ARG:HG2	58:BZ:11:GLU:H	1.52	0.73
4:CD:59:ARG:HA	4:CD:59:ARG:NE	2.01	0.73
59:CX:20:A2M:C4'	59:CX:21:A2M:OP1	2.37	0.73
25:CZ:34:THR:HG21	25:CZ:75:LEU:HD22	1.69	0.73
34:D8:14:VAL:CG2	34:D8:22:VAL:HG12	2.19	0.73
36:DA:557:U:H2'	36:DA:558:G:H8	1.54	0.73
36:DA:902:C:H2'	36:DA:903:C:H6	1.52	0.73
36:DA:1899:G:H21	36:DA:1902:C:H5	1.35	0.73
42:DG:139:LEU:HA	42:DG:144:ILE:CG1	2.17	0.73
44:DI:1:MET:H2	44:DI:20:ASP:HB2	1.53	0.73
48:DP:59:LEU:CA	48:DP:61:ARG:NE	2.43	0.73
51:DS:99:LYS:O	51:DS:101:LEU:HD12	1.87	0.73
57:DY:79:CYS:HG	57:DY:80:GLY:H	1.36	0.73
1:AA:674:G:H2'	1:AA:675:A:H8	1.54	0.73
2:AB:111:ARG:HH21	2:AB:145:LEU:HD21	1.54	0.73
13:AM:7:VAL:CG2	42:BG:115:ARG:HG2	2.19	0.73
20:AT:86:ARG:HG3	20:AT:86:ARG:HH11	1.54	0.73
36:BA:518:G:H4'	55:BW:18:ARG:NH1	2.04	0.73
36:BA:528:A:C2	36:BA:2043:C:H4'	2.24	0.73
41:BF:161:GLU:O	41:BF:165:ARG:HG3	1.89	0.73
44:BI:113:ARG:NH2	44:BI:131:LYS:HG3	2.04	0.73
1:CA:130:A:C8	17:CQ:63:ARG:HG3	2.24	0.73
1:CA:1015:A:H2'	1:CA:1016:A:C8	2.24	0.73
4:CD:150:GLU:CD	4:CD:151:LYS:H	1.92	0.73
6:CF:62:TRP:CH2	6:CF:64:GLN:HB2	2.24	0.73
28:D2:13:ALA:HA	28:D2:16:LEU:HD12	1.71	0.73
36:DA:83:G:N2	36:DA:102:G:H2'	2.03	0.73
1:AA:194:C:H2'	1:AA:195:A:H5''	1.69	0.72
1:AA:1321:C:C3'	1:AA:1322:C:H5''	2.19	0.72
2:AB:22:LYS:HE2	2:AB:22:LYS:HA	1.71	0.72
27:B1:73:LEU:CD1	27:B1:94:LEU:HB3	2.19	0.72
36:BA:1858:G:H2'	36:BA:1883:G:H22	1.52	0.72
44:BI:62:LYS:HD2	44:BI:133:HIS:HD2	1.54	0.72
12:CL:70:ILE:HG21	12:CL:77:LEU:HD12	1.71	0.72
25:CY:20:ASP:O	25:CY:24:VAL:HG23	1.89	0.72
36:DA:1441:G:H2'	36:DA:1442:G:H8	1.53	0.72
36:DA:1542:A:H3'	36:DA:1542:A:C8	2.22	0.72

Continued on next page...

Continued from previous page...

Atom-1	Atom-2	Interatomic distance (Å)	Clash overlap (Å)
42:DG:37:VAL:O	42:DG:94:LEU:HB2	1.89	0.72
48:DP:112:LEU:H	48:DP:128:HIS:CD2	2.07	0.72
1:AA:990:C:H2'	1:AA:991:U:C6	2.24	0.72
1:AA:1442:G:H1	1:AA:1461:G:H21	1.37	0.72
25:AZ:137:THR:HG22	25:AZ:140:GLU:HB2	1.70	0.72
34:B8:62:LEU:CD1	36:BA:242:G:H5''	2.15	0.72
36:BA:2302:G:H21	42:BG:128:ARG:HB3	1.53	0.72
44:BI:110:ASP:CB	44:BI:113:ARG:HB2	2.20	0.72
1:CA:973:G:O4'	10:CJ:55:LYS:HG3	1.87	0.72
2:CB:97:TRP:CZ3	2:CB:172:ILE:HB	2.24	0.72
12:CL:90:VAL:O	12:CL:92:ASP:N	2.23	0.72
23:CV:39:C:H2'	23:CV:40:C:C6	2.24	0.72
28:D2:15:LYS:O	28:D2:15:LYS:HG3	1.87	0.72
30:D4:12:ALA:HA	30:D4:29:PRO:HG3	1.70	0.72
42:DG:38:VAL:CG2	42:DG:93:THR:HG23	2.19	0.72
47:DO:2:ILE:HD11	47:DO:82:ASN:HD22	1.52	0.72
51:BS:17:ARG:O	51:BS:20:ARG:HG2	1.89	0.72
53:BU:44:ASN:ND2	54:BV:75:PHE:HB3	2.04	0.72
58:BZ:11:GLU:HB2	58:BZ:13:GLU:OE1	1.88	0.72
1:CA:1481:U:H2'	1:CA:1482:G:C8	2.24	0.72
3:CC:76:VAL:HG23	3:CC:77:ILE:HG13	1.70	0.72
7:CG:73:MET:HG2	7:CG:90:GLU:HA	1.72	0.72
10:CJ:90:LEU:N	10:CJ:91:PRO:CD	2.53	0.72
14:CN:25:VAL:HG23	14:CN:38:GLY:O	1.88	0.72
16:CP:20:VAL:HG21	16:CP:32:TYR:CG	2.24	0.72
19:CS:62:ILE:HA	19:CS:66:MET:HE2	1.71	0.72
23:CW:9:G:N3	23:CW:45:G:H2'	2.04	0.72
36:DA:271(A):A:H5'	36:DA:271(B):C:OP2	1.89	0.72
36:DA:364:C:H2'	36:DA:365:C:H5''	1.70	0.72
36:DA:886:C:H4'	36:DA:888:C:H41	1.54	0.72
39:DD:30:GLU:HG3	39:DD:63:ARG:CZ	2.19	0.72
51:DS:49:VAL:HG12	51:DS:73:LEU:HD23	1.71	0.72
55:DW:59:VAL:HG12	55:DW:60:ASN:N	2.03	0.72
1:AA:170:U:O2'	1:AA:171:A:H5'	1.88	0.72
6:AF:28:ARG:HH11	6:AF:28:ARG:HG3	1.55	0.72
36:BA:1019:U:H3	36:BA:1142(A):A:H62	1.36	0.72
3:CC:15:THR:HG21	3:CC:181:ASN:HA	1.70	0.72
5:CE:10:MET:CB	5:CE:32:VAL:HG22	2.18	0.72
7:CG:25:ALA:HA	7:CG:28:ASN:HD22	1.52	0.72
13:CM:86:CYS:HA	19:CS:73:GLU:O	1.89	0.72
15:CO:37:ASN:N	15:CO:37:ASN:HD22	1.87	0.72

Continued on next page...

Continued from previous page...

Atom-1	Atom-2	Interatomic distance (Å)	Clash overlap (Å)
20:CT:23:ARG:O	20:CT:27:LYS:HB2	1.88	0.72
25:CY:35:ARG:O	25:CY:36:ARG:HG3	1.90	0.72
36:DA:1658:C:OP1	40:DE:132:HIS:O	2.08	0.72
1:AA:973:G:O4'	10:AJ:55:LYS:HG3	1.88	0.72
1:AA:1308:U:C2'	1:AA:1309:G:H5''	2.19	0.72
28:B2:18:PRO:HG2	28:B2:19:VAL:H	1.53	0.72
36:BA:197:A:H8	36:BA:197:A:H5'	1.54	0.72
36:BA:1141:U:H2'	46:BN:63:THR:HG21	1.72	0.72
36:BA:1210:A:H5'	36:BA:1210:A:C8	2.24	0.72
36:BA:1658:C:OP1	40:BE:132:HIS:O	2.08	0.72
36:BA:1846:G:H8	36:BA:1846:G:H5'	1.54	0.72
36:BA:2485:G:H5''	49:BQ:46:GLN:HE21	1.52	0.72
44:BI:109:ILE:HG22	44:BI:110:ASP:H	1.55	0.72
48:BP:50:ARG:HG3	48:BP:51:PHE:N	2.04	0.72
48:BP:122:PRO:HA	48:BP:141:ALA:O	1.89	0.72
56:BX:11:PRO:HA	56:BX:28:PHE:HB3	1.70	0.72
1:CA:473:G:H5''	16:CP:81:ARG:NE	2.03	0.72
1:CA:1123:A:H4'	10:CJ:36:GLY:CA	2.17	0.72
1:CA:1308:U:C2'	1:CA:1309:G:H5''	2.19	0.72
1:CA:1308:U:O2'	1:CA:1309:G:H5''	1.90	0.72
4:CD:162:LEU:HD13	4:CD:181:MET:HG2	1.71	0.72
5:CE:50:GLU:OE2	5:CE:51:VAL:HG23	1.88	0.72
8:CH:16:ALA:O	8:CH:19:VAL:HG22	1.88	0.72
36:DA:1005:C:O2'	46:DN:28:THR:HG21	1.89	0.72
46:DN:62:VAL:HG21	46:DN:66:LYS:HB2	1.70	0.72
48:DP:144:GLU:H	48:DP:145:PRO:HD3	1.55	0.72
56:DX:11:PRO:HA	56:DX:28:PHE:HB3	1.72	0.72
1:AA:376:G:OP2	16:AP:67:THR:HG21	1.90	0.72
1:AA:1391:U:H2'	1:AA:1392:G:C8	2.24	0.72
3:AC:15:THR:HG21	3:AC:181:ASN:HA	1.71	0.72
4:AD:8:VAL:O	4:AD:10:ARG:N	2.21	0.72
7:AG:25:ALA:HA	7:AG:28:ASN:HD22	1.54	0.72
30:B4:33:VAL:HG22	42:BG:109:VAL:HG13	1.70	0.72
32:B6:30:THR:O	32:B6:32:ASN:N	2.23	0.72
36:BA:2645:G:C3'	36:BA:2646:C:H5'	2.20	0.72
40:BE:77:ILE:HG22	40:BE:78:LEU:N	2.05	0.72
41:BF:101:LEU:O	41:BF:106:ARG:NH1	2.23	0.72
44:BI:127:VAL:O	44:BI:128:LEU:HD22	1.89	0.72
48:BP:115:LEU:HA	48:BP:134:ALA:HB2	1.71	0.72
55:BW:59:VAL:HG12	55:BW:60:ASN:N	2.03	0.72
58:BZ:43:GLU:O	58:BZ:47:VAL:HG23	1.90	0.72

Continued on next page...

Continued from previous page...

Atom-1	Atom-2	Interatomic distance (Å)	Clash overlap (Å)
2:CB:162:ILE:HD11	2:CB:184:VAL:HG22	1.71	0.72
25:CZ:48:LEU:O	25:CZ:49:LYS:HE2	1.90	0.72
26:D0:38:VAL:HG12	26:D0:40:GLN:HG2	1.71	0.72
36:DA:1314:C:H5'	36:DA:1314:C:H6	1.54	0.72
36:DA:2206:G:H21	36:DA:2207:G:H5'	1.54	0.72
44:DI:86:THR:O	44:DI:86:THR:HG23	1.87	0.72
46:DN:57:ALA:H	46:DN:124:ALA:HA	1.53	0.72
58:DZ:132:ASN:O	58:DZ:134:PRO:HD2	1.90	0.72
1:AA:1495:U:H5'	1:AA:1495:U:H6	1.53	0.72
3:AC:46:GLU:O	3:AC:47:LEU:HB2	1.90	0.72
34:B8:50:LEU:HA	34:B8:53:PRO:CG	2.19	0.72
36:BA:637:A:H8	48:BP:117:GLU:HG3	1.55	0.72
44:BI:83:ALA:CB	44:BI:88:ILE:HA	2.19	0.72
28:D2:63:VAL:HA	28:D2:66:GLU:HG2	1.71	0.72
34:D8:50:LEU:HA	34:D8:53:PRO:CG	2.19	0.72
36:DA:2562:U:H1'	47:DO:23:ARG:NH1	2.03	0.72
47:DO:13:ASN:HD21	47:DO:97:ARG:HB2	1.55	0.72
52:DT:106:SER:CB	52:DT:110:ILE:HD11	2.20	0.72
10:AJ:90:LEU:N	10:AJ:91:PRO:CD	2.52	0.72
43:BH:44:VAL:HG12	43:BH:45:VAL:N	2.03	0.72
44:BI:93:THR:HG22	44:BI:116:LEU:CD1	2.19	0.72
54:BV:21:ARG:HB3	54:BV:91:TYR:HB2	1.72	0.72
57:BY:28:LYS:NZ	57:BY:28:LYS:N	2.37	0.72
4:CD:9:CYS:SG	4:CD:31:CYS:O	2.47	0.72
6:CF:89:MET:SD	18:CR:76:LEU:HD21	2.29	0.72
9:CI:48:GLU:N	9:CI:49:PRO:HD2	2.04	0.72
25:CZ:48:LEU:C	25:CZ:49:LYS:HE2	2.10	0.72
54:DV:51:VAL:HG12	54:DV:52:VAL:H	1.54	0.72
1:AA:1073:U:H2'	1:AA:1074:G:C8	2.24	0.72
2:AB:208:ILE:HA	2:AB:211:ILE:HD12	1.72	0.72
12:AL:126:LYS:HE2	12:AL:126:LYS:HA	1.71	0.72
23:AW:28:C:H2'	23:AW:29:G:C8	2.25	0.72
25:AZ:116:TRP:HA	25:AZ:116:TRP:HE3	1.55	0.72
30:B4:25:TYR:CE2	42:BG:2:PRO:HA	2.24	0.72
30:B4:48:ARG:HG3	30:B4:49:PHE:HD1	1.55	0.72
34:B8:14:VAL:HG21	34:B8:22:VAL:HG12	1.69	0.72
36:BA:141:A:H8	36:BA:1408:C:O2'	1.72	0.72
36:BA:902:C:H2'	36:BA:903:C:C6	2.24	0.72
41:BF:22:ALA:HB1	41:BF:26:ALA:HB2	1.69	0.72
1:CA:1495:U:H2'	1:CA:1496:C:H6	1.55	0.72
3:CC:7:PRO:O	3:CC:11:ARG:HG2	1.90	0.72

Continued on next page...

Continued from previous page...

Atom-1	Atom-2	Interatomic distance (Å)	Clash overlap (Å)
10:CJ:42:THR:OG1	10:CJ:68:HIS:HB3	1.90	0.72
25:CY:59:ARG:HG3	25:CY:65:ARG:NH2	2.05	0.72
36:DA:8:A:H2'	36:DA:9:U:C5	2.25	0.72
36:DA:1040:C:H42	36:DA:1115:G:H1	1.37	0.72
36:DA:1203:G:H4'	48:DP:7:ARG:HG3	1.72	0.72
41:DF:123:LEU:HD12	41:DF:124:LEU:N	2.05	0.72
52:DT:35:LYS:HE2	52:DT:41:ARG:HE	1.55	0.72
22:AV:21:A:H61	22:AV:46:G:H2'	1.53	0.72
30:B4:26:SER:HB3	42:BG:105:LYS:HE2	1.70	0.72
36:BA:203:C:H3'	36:BA:204:A:H5''	1.72	0.72
40:BE:51:PHE:C	40:BE:74:PRO:HB3	2.11	0.72
47:BO:107:ARG:NH1	52:BT:35:LYS:HD2	2.05	0.72
52:BT:13:ARG:HA	52:BT:13:ARG:CZ	2.19	0.72
1:CA:1163:C:H2'	1:CA:1164:G:C8	2.25	0.72
34:D8:43:GLN:C	34:D8:44:LYS:HD2	2.10	0.72
36:DA:660:G:H5'	41:DF:99:TYR:CE2	2.24	0.72
36:DA:2645:G:C3'	36:DA:2646:C:H5'	2.19	0.72
39:DD:166:GLN:CA	39:DD:166:GLN:HE21	2.02	0.72
40:DE:77:ILE:HG22	40:DE:78:LEU:N	2.05	0.72
41:DF:8:GLN:HG2	41:DF:126:VAL:HG12	1.72	0.72
43:DH:29:PRO:HD2	43:DH:79:VAL:O	1.90	0.72
57:DY:10:GLY:HA2	57:DY:27:VAL:CG1	2.16	0.72
1:AA:16:A:O2'	1:AA:17:U:H5'	1.90	0.71
5:AE:76:ILE:HD11	5:AE:142:LEU:CD1	2.20	0.71
7:AG:16:LEU:CD1	9:AI:42:ARG:HA	2.19	0.71
12:AL:33:ARG:O	12:AL:85:ILE:HG22	1.90	0.71
32:B6:12:GLU:HG2	32:B6:23:THR:HG22	1.71	0.71
36:BA:1779:U:C5	36:BA:1784:A:N7	2.52	0.71
41:BF:65:TRP:HZ3	41:BF:73:ALA:O	1.73	0.71
41:BF:83:PHE:O	41:BF:84:VAL:HG12	1.90	0.71
42:BG:17:PRO:HA	42:BG:20:ILE:HD12	1.72	0.71
42:BG:145:THR:HG21	42:BG:148:MET:HB2	1.72	0.71
46:BN:3:THR:O	46:BN:5:VAL:N	2.23	0.71
46:BN:134:ARG:H	46:BN:135:PRO:HD3	1.55	0.71
50:BR:12:ARG:HH11	50:BR:12:ARG:HG3	1.54	0.71
52:BT:91:ARG:O	52:BT:93:ARG:N	2.21	0.71
53:BU:90:VAL:O	53:BU:92:ARG:N	2.22	0.71
36:DA:1107:G:H5'	45:DJ:58:UNK:CA	2.20	0.71
48:DP:16:ARG:HB2	48:DP:16:ARG:NH1	2.04	0.71
53:DU:66:ASN:HD21	53:DU:70:ARG:HE	1.36	0.71
1:AA:1163:C:H2'	1:AA:1164:G:C8	2.24	0.71

Continued on next page...

Continued from previous page...

Atom-1	Atom-2	Interatomic distance (Å)	Clash overlap (Å)
36:BA:1281:G:H5'	36:BA:1281:G:C8	2.23	0.71
42:BG:4:ASP:HA	42:BG:8:LYS:CD	2.14	0.71
3:CC:34:LEU:O	3:CC:38:ARG:HG2	1.90	0.71
37:DB:31:C:H3'	37:DB:32:C:C6	2.25	0.71
37:DB:49:C:O2'	37:DB:50:G:H5'	1.91	0.71
55:DW:9:TYR:H	55:DW:102:HIS:CD2	2.07	0.71
1:AA:130:A:C8	17:AQ:63:ARG:HG3	2.25	0.71
1:AA:1203:C:OP1	14:AN:3:ARG:HG3	1.89	0.71
2:AB:187:LEU:HD23	2:AB:201:ILE:HG22	1.72	0.71
3:AC:7:PRO:O	3:AC:11:ARG:HG2	1.89	0.71
4:AD:79:PHE:CD2	4:AD:207:TYR:HD2	2.07	0.71
7:AG:73:MET:HG2	7:AG:90:GLU:HA	1.72	0.71
11:AK:99:GLN:HG2	11:AK:105:VAL:HG11	1.72	0.71
34:B8:30:ARG:CZ	36:BA:2419:U:O4	2.38	0.71
36:BA:259:G:N2	36:BA:621:A:H8	1.86	0.71
1:CA:1327:C:OP1	21:CU:20:LYS:HB3	1.91	0.71
1:CA:1410:G:H2'	1:CA:1411:C:H6	1.55	0.71
7:CG:113:GLU:HB2	7:CG:119:ARG:CG	2.19	0.71
7:CG:140:ASP:HA	7:CG:143:ARG:HH11	1.53	0.71
36:DA:1190:G:H5'	48:DP:35:HIS:H	1.54	0.71
44:DI:83:ALA:CB	44:DI:88:ILE:HA	2.19	0.71
46:DN:134:ARG:H	46:DN:135:PRO:HD3	1.55	0.71
53:DU:108:GLU:O	53:DU:112:ARG:HG2	1.90	0.71
58:DZ:7:ALA:HB2	58:DZ:59:LEU:HD12	1.72	0.71
1:AA:737:A:H2'	1:AA:738:C:C6	2.24	0.71
36:BA:2716:U:O2'	36:BA:2717:G:H5'	1.91	0.71
43:BH:11:VAL:HG12	43:BH:15:VAL:HG23	1.72	0.71
1:CA:434:U:H2'	1:CA:435:C:C6	2.25	0.71
4:CD:79:PHE:CD2	4:CD:207:TYR:HD2	2.08	0.71
5:CE:11:ILE:HD13	5:CE:105:VAL:HG13	1.73	0.71
13:CM:34:LEU:HD13	13:CM:41:PRO:HG3	1.72	0.71
13:CM:108:ARG:N	13:CM:108:ARG:HD2	2.05	0.71
16:CP:20:VAL:HG21	16:CP:32:TYR:HB2	1.72	0.71
36:DA:1485:G:H1'	36:DA:1505:C:H42	1.54	0.71
43:DH:50:VAL:HG12	43:DH:51:ARG:N	2.03	0.71
51:DS:68:GLN:HA	51:DS:71:ARG:NH1	2.05	0.71
23:AW:25:C:O2'	23:AW:26:G:H5'	1.89	0.71
46:BN:30:ILE:O	46:BN:34:LEU:HD22	1.89	0.71
46:BN:57:ALA:H	46:BN:124:ALA:HA	1.52	0.71
48:BP:83:VAL:HG11	48:BP:112:LEU:HD21	1.71	0.71
49:BQ:34:LEU:HD11	49:BQ:129:THR:HB	1.73	0.71

Continued on next page...

Continued from previous page...

Atom-1	Atom-2	Interatomic distance (Å)	Clash overlap (Å)
49:BQ:58:PHE:HD1	49:BQ:58:PHE:O	1.73	0.71
50:BR:54:LEU:HD23	50:BR:66:VAL:HG23	1.73	0.71
52:BT:28:VAL:HG21	52:BT:46:GLU:HG3	1.71	0.71
1:CA:1388:C:H2'	1:CA:1389:C:C6	2.26	0.71
12:CL:75:HIS:HD2	12:CL:77:LEU:HB2	1.55	0.71
23:CW:19:G:H1	23:CW:56:C:H42	1.36	0.71
36:DA:1019:U:H3	36:DA:1142(A):A:H62	1.39	0.71
1:AA:783:C:O2'	1:AA:784:C:H5'	1.91	0.71
1:AA:1277:C:C2'	1:AA:1278:U:H5'	2.19	0.71
36:BA:1188:U:H4'	54:BV:79:VAL:HG22	1.71	0.71
36:BA:2243:U:H2'	36:BA:2244:U:C6	2.25	0.71
39:BD:182:LEU:O	39:BD:271:ILE:HG13	1.91	0.71
58:BZ:130:PRO:HA	58:BZ:133:ILE:HD11	1.71	0.71
1:CA:1277:C:C2'	1:CA:1278:U:H5'	2.19	0.71
1:CA:1281:U:H4'	1:CA:1282:C:OP2	1.90	0.71
3:CC:16:ARG:NH1	3:CC:16:ARG:HB2	2.06	0.71
7:CG:26:PHE:O	7:CG:30:ILE:HG12	1.91	0.71
19:CS:65:ASN:HA	30:D4:48:ARG:HH12	1.53	0.71
32:D6:6:ARG:N	32:D6:6:ARG:HD2	2.06	0.71
32:D6:30:THR:O	32:D6:32:ASN:N	2.23	0.71
34:D8:33:ASN:ND2	34:D8:33:ASN:H	1.88	0.71
44:DI:129:THR:HG23	44:DI:136:VAL:C	2.11	0.71
2:AB:162:ILE:HD11	2:AB:184:VAL:HG22	1.73	0.71
4:AD:59:ARG:HA	4:AD:59:ARG:NE	2.01	0.71
4:AD:110:PHE:HD1	4:AD:110:PHE:H	1.38	0.71
7:AG:140:ASP:HA	7:AG:143:ARG:HH11	1.53	0.71
8:AH:16:ALA:O	8:AH:19:VAL:HG22	1.90	0.71
25:AZ:143:GLY:HA2	25:AZ:159:ARG:HD2	1.71	0.71
30:B4:12:ALA:HA	30:B4:29:PRO:HG3	1.70	0.71
36:BA:8:A:H2'	36:BA:9:U:C6	2.25	0.71
36:BA:1278:A:OP1	50:BR:36:THR:HG22	1.90	0.71
36:BA:2593:U:H2'	36:BA:2594:C:H6	1.54	0.71
41:BF:24:LEU:O	41:BF:26:ALA:N	2.23	0.71
45:BJ:24:UNK:HA	45:BJ:87:UNK:CB	2.21	0.71
58:BZ:151:HIS:O	58:BZ:171:ILE:HD13	1.89	0.71
1:CA:447:G:H2'	1:CA:485:G:N2	2.05	0.71
10:CJ:16:LEU:HD13	10:CJ:16:LEU:O	1.91	0.71
59:CX:14:A:N3	59:CX:14:A:H5'	2.05	0.71
36:DA:1188:U:O2'	36:DA:1189:A:H5'	1.90	0.71
39:DD:243:GLY:O	39:DD:244:ARG:HB3	1.88	0.71
51:DS:17:ARG:O	51:DS:20:ARG:HG2	1.91	0.71

Continued on next page...

Continued from previous page...

Atom-1	Atom-2	Interatomic distance (Å)	Clash overlap (Å)
58:DZ:150:LEU:H	58:DZ:150:LEU:HD23	1.55	0.71
1:AA:37:U:O2'	1:AA:38:G:H5'	1.91	0.71
1:AA:708:C:H2'	1:AA:709:G:H8	1.54	0.71
1:AA:1125:U:H3	10:AJ:5:ARG:NH2	1.88	0.71
25:AY:34:THR:HG23	25:AY:38:PRO:HA	1.72	0.71
36:BA:271(A):A:H5'	36:BA:271(B):C:OP2	1.90	0.71
36:BA:779:U:OP1	39:BD:49:ILE:HG22	1.91	0.71
36:BA:1799:G:H8	39:BD:181:GLU:OE1	1.73	0.71
43:BH:50:VAL:HG12	43:BH:51:ARG:N	2.06	0.71
43:BH:89:ILE:HD13	43:BH:94:TYR:HB3	1.72	0.71
44:BI:86:THR:HG23	44:BI:86:THR:O	1.90	0.71
48:BP:16:ARG:HD3	48:BP:18:ARG:N	2.04	0.71
53:BU:44:ASN:HD21	54:BV:75:PHE:HB3	1.54	0.71
57:BY:62:GLU:CD	57:BY:63:LYS:H	1.93	0.71
1:CA:1491:G:H5'	1:CA:1492:A:H5'	1.72	0.71
25:CY:43:GLY:O	25:CY:44:LYS:HB2	1.88	0.71
26:D0:43:THR:H	36:DA:2331:G:H4'	1.55	0.71
27:D1:64:ALA:HA	27:D1:67:ILE:HD11	1.73	0.71
42:DG:172:LEU:HD23	42:DG:176:LEU:HD11	1.73	0.71
52:DT:28:VAL:HG13	52:DT:46:GLU:HA	1.72	0.71
54:DV:18:LEU:CD1	54:DV:19:LYS:H	2.03	0.71
57:DY:8:LYS:N	57:DY:8:LYS:HD2	2.05	0.71
58:DZ:97:GLU:HA	58:DZ:127:LYS:HA	1.73	0.71
1:AA:979:C:C3'	1:AA:980:C:H5''	2.21	0.71
3:AC:32:LEU:HB3	3:AC:59:ARG:NH2	2.05	0.71
24:AX:20:A2M:H4'	25:AY:84:TYR:HD2	1.54	0.71
40:BE:34:VAL:O	40:BE:35:GLN:HB2	1.91	0.71
1:CA:783:C:O2'	1:CA:784:C:H5'	1.90	0.71
2:CB:97:TRP:CH2	2:CB:173:ALA:HA	2.25	0.71
59:CX:20:A2M:C4'	25:CY:84:TYR:CD2	2.74	0.71
32:D6:27:LYS:C	32:D6:27:LYS:HD3	2.11	0.71
36:DA:1925:C:O2'	36:DA:1926:U:H5'	1.91	0.71
49:DQ:58:PHE:HD1	49:DQ:58:PHE:O	1.73	0.71
58:DZ:5:LEU:N	58:DZ:59:LEU:HD22	2.06	0.71
1:AA:447:G:H2'	1:AA:485:G:N2	2.05	0.71
1:AA:1141:C:H2'	1:AA:1142:G:C8	2.26	0.71
1:AA:1456:G:C2'	1:AA:1457:G:H5'	2.21	0.71
2:AB:97:TRP:CZ3	2:AB:172:ILE:HB	2.26	0.71
6:AF:82:ARG:HB2	6:AF:85:VAL:HG23	1.73	0.71
12:AL:47:LYS:HB3	12:AL:48:PRO:HD3	1.71	0.71
17:AQ:21:VAL:HG21	17:AQ:59:ILE:HD11	1.72	0.71

Continued on next page...

Continued from previous page...

Atom-1	Atom-2	Interatomic distance (Å)	Clash overlap (Å)
31:B5:3:LYS:HB3	36:BA:747:U:H5	1.54	0.71
36:BA:774:A:H2	36:BA:787:U:HO2'	1.36	0.71
36:BA:1332:G:H21	36:BA:1610:A:H8	1.37	0.71
42:BG:72:ARG:CB	42:BG:87:PRO:HD2	2.21	0.71
45:BJ:102:UNK:HA	45:BJ:106:UNK:CB	2.20	0.71
1:CA:1203:C:H2'	1:CA:1204:A:H8	1.56	0.71
10:CJ:6:ILE:HG22	10:CJ:98:ILE:HG13	1.73	0.71
15:CO:33:THR:HG21	15:CO:85:LEU:HD21	1.71	0.71
28:D2:2:LYS:HD2	28:D2:5:GLU:OE2	1.90	0.71
30:D4:14:ILE:HA	30:D4:31:ILE:HB	1.73	0.71
36:DA:486:C:H4'	55:DW:60:ASN:HD21	1.56	0.71
36:DA:784:A:N7	39:DD:229:VAL:HG21	2.05	0.71
36:DA:882:G:H2'	36:DA:883:G:H8	1.56	0.71
36:DA:1332:G:H21	36:DA:1610:A:H8	1.39	0.71
36:DA:2593:U:H2'	36:DA:2594:C:C6	2.26	0.71
41:DF:125:LEU:HD23	41:DF:125:LEU:H	1.56	0.71
43:DH:71:LEU:O	43:DH:71:LEU:HD23	1.91	0.71
44:DI:87:LYS:HE3	44:DI:121:LYS:CE	2.16	0.71
1:AA:1308:U:O2'	1:AA:1309:G:H5''	1.91	0.70
3:AC:53:ALA:O	3:AC:54:ARG:HB2	1.91	0.70
7:AG:26:PHE:O	7:AG:30:ILE:HG12	1.91	0.70
11:AK:48:ILE:HD11	11:AK:64:ALA:HA	1.72	0.70
25:AY:16:TRP:HZ2	25:AY:64:HIS:CD2	2.07	0.70
36:BA:1946:U:H2'	36:BA:1947:C:C6	2.26	0.70
40:BE:119:ARG:HD2	40:BE:120:TRP:CE2	2.26	0.70
42:BG:47:LYS:HB2	42:BG:51:ARG:HG3	1.72	0.70
48:BP:81:GLN:HG2	48:BP:106:LEU:HA	1.72	0.70
57:BY:95:LYS:CD	57:BY:101:LYS:H	2.02	0.70
3:CC:32:LEU:HB3	3:CC:59:ARG:NH2	2.06	0.70
27:D1:12:PRO:HB3	27:D1:43:TYR:HD1	1.54	0.70
36:DA:626:U:O2	48:DP:105:LEU:HG	1.90	0.70
37:DB:55:U:H2'	37:DB:56:G:H8	1.55	0.70
43:DH:89:ILE:HD13	43:DH:94:TYR:HB3	1.73	0.70
44:DI:62:LYS:HD2	44:DI:133:HIS:HD2	1.56	0.70
56:DX:63:LYS:HB3	56:DX:72:LYS:HG3	1.72	0.70
58:DZ:18:LEU:O	58:DZ:21:ALA:N	2.24	0.70
58:DZ:115:GLY:N	58:DZ:146:ILE:HD11	2.05	0.70
1:AA:167:G:O2'	1:AA:168:G:H5'	1.90	0.70
1:AA:1015:A:H2'	1:AA:1016:A:C8	2.25	0.70
36:BA:2183:C:H2'	36:BA:2184:G:H8	1.56	0.70
36:BA:2777:G:H4'	36:BA:2778:A:H5'	1.72	0.70

Continued on next page...

Continued from previous page...

Atom-1	Atom-2	Interatomic distance (Å)	Clash overlap (Å)
44:BI:8:PRO:HD3	44:BI:15:VAL:HG13	1.73	0.70
44:BI:113:ARG:HH11	44:BI:113:ARG:HB3	1.56	0.70
54:BV:49:THR:HB	54:BV:50:PRO:HD2	1.71	0.70
57:BY:7:VAL:HB	57:BY:8:LYS:HD2	1.73	0.70
1:CA:1141:C:H2'	1:CA:1142:G:C8	2.26	0.70
3:CC:52:LEU:HD23	3:CC:52:LEU:H	1.55	0.70
26:D0:19:LYS:HD2	26:D0:19:LYS:N	2.06	0.70
36:DA:812:C:H5'	48:DP:25:SER:CB	2.22	0.70
36:DA:1019:U:O2'	36:DA:1021:A:H2	1.69	0.70
36:DA:1278:A:OP1	50:DR:36:THR:HG22	1.91	0.70
36:DA:2314:C:H5'	42:DG:38:VAL:HG11	1.73	0.70
1:AA:957:U:H3	1:AA:960:U:H5''	1.55	0.70
3:AC:34:LEU:O	3:AC:38:ARG:HG2	1.90	0.70
10:AJ:90:LEU:H	10:AJ:91:PRO:CD	2.04	0.70
15:AO:33:THR:HG21	15:AO:85:LEU:HD21	1.73	0.70
25:AZ:127:ILE:O	25:AZ:131:ILE:HG12	1.91	0.70
33:B7:8:ASN:ND2	33:B7:10:ARG:H	1.89	0.70
34:B8:25:MET:HG3	48:BP:64:LYS:CB	2.17	0.70
36:BA:89:G:H3'	36:BA:90:U:C5'	2.20	0.70
36:BA:364:C:H2'	36:BA:365:C:C5'	2.21	0.70
44:BI:124:GLY:O	44:BI:142:VAL:HB	1.90	0.70
47:BO:2:ILE:HD11	47:BO:82:ASN:HD22	1.56	0.70
1:CA:979:C:C3'	1:CA:980:C:H5''	2.21	0.70
1:CA:1152:A:H2'	1:CA:1153:C:C6	2.26	0.70
5:CE:64:ARG:HG2	5:CE:64:ARG:O	1.91	0.70
8:CH:116:LYS:HD2	8:CH:129:VAL:HG11	1.72	0.70
10:CJ:13:HIS:HB3	10:CJ:68:HIS:NE2	2.06	0.70
11:CK:84:VAL:HG22	11:CK:109:VAL:O	1.92	0.70
12:CL:23:LYS:O	12:CL:24:VAL:HG23	1.90	0.70
13:CM:51:ALA:O	13:CM:55:ARG:HB2	1.92	0.70
59:CX:20:A2M:HM'1	25:CY:46:GLU:CD	2.11	0.70
25:CZ:3:LEU:HD12	25:CZ:5:TRP:NE1	2.07	0.70
36:DA:975:C:OP2	36:DA:975:C:C4'	2.34	0.70
36:DA:2777:G:H4'	36:DA:2778:A:H5'	1.72	0.70
2:AB:51:LEU:HD22	2:AB:55:PHE:HE2	1.56	0.70
5:AE:101:ILE:H	5:AE:101:ILE:HD13	1.56	0.70
6:AF:21:LEU:O	6:AF:24:GLU:HB3	1.91	0.70
12:AL:23:LYS:O	12:AL:24:VAL:HG23	1.91	0.70
14:AN:25:VAL:HG23	14:AN:38:GLY:O	1.90	0.70
31:B5:25:LEU:HD11	55:BW:41:LYS:HE3	1.72	0.70
34:B8:14:VAL:CG2	34:B8:22:VAL:HG12	2.20	0.70

Continued on next page...

Continued from previous page...

Atom-1	Atom-2	Interatomic distance (Å)	Clash overlap (Å)
36:BA:1899:G:H21	36:BA:1902:C:H5	1.37	0.70
36:BA:2100:G:C2'	36:BA:2101:G:H5'	2.21	0.70
37:BB:38:C:O2	37:BB:48:A:H1'	1.92	0.70
1:CA:353:A:H8	1:CA:353:A:H5'	1.56	0.70
1:CA:1263:C:H2'	1:CA:1264:C:C6	2.26	0.70
1:CA:1321:C:C3'	1:CA:1322:C:H5''	2.20	0.70
18:CR:54:ARG:O	18:CR:55:ARG:HG2	1.91	0.70
34:D8:21:LYS:HD3	34:D8:48:PHE:CZ	2.26	0.70
36:DA:2712:U:H1'	36:DA:2712(A):A:C8	2.26	0.70
46:DN:58:ASP:O	46:DN:60:ILE:HG13	1.91	0.70
47:DO:97:ARG:HH11	47:DO:97:ARG:HG3	1.55	0.70
49:DQ:132:VAL:HG11	58:DZ:81:ARG:HH21	1.56	0.70
58:DZ:137:ILE:CG2	58:DZ:138:GLU:H	2.02	0.70
21:AU:6:ARG:NE	21:AU:15:ARG:HH12	1.88	0.70
24:AX:23:A:OP2	24:AX:23:A:C8	2.45	0.70
36:BA:2761:G:H3'	36:BA:2762:G:H5''	1.74	0.70
37:BB:31:C:H3'	37:BB:32:C:C6	2.27	0.70
42:BG:101:ILE:HG22	42:BG:105:LYS:HE3	1.73	0.70
47:BO:97:ARG:HG3	47:BO:97:ARG:HH11	1.56	0.70
58:BZ:81:ARG:HB2	58:BZ:81:ARG:HH11	1.56	0.70
1:CA:1352:C:H2'	1:CA:1353:G:C8	2.26	0.70
1:CA:1391:U:H2'	1:CA:1392:G:C8	2.25	0.70
1:CA:1400:C:C4'	59:CX:18:G:C6	2.74	0.70
2:CB:185:ILE:CG2	2:CB:199:TYR:HB2	2.20	0.70
2:CB:208:ILE:HA	2:CB:211:ILE:HD12	1.73	0.70
34:D8:2:PRO:HA	36:DA:591:C:O2	1.91	0.70
36:DA:89:G:H3'	36:DA:90:U:C5'	2.22	0.70
36:DA:880:G:H1	36:DA:897:C:H42	1.38	0.70
36:DA:997:G:OP1	53:DU:93:LYS:HD3	1.92	0.70
36:DA:2183:C:H2'	36:DA:2184:G:H8	1.56	0.70
36:DA:2313:C:H4'	42:DG:91:ARG:HG2	1.73	0.70
36:DA:2317:C:H2'	36:DA:2318:G:C5'	2.20	0.70
36:DA:2761:G:H3'	36:DA:2762:G:H5''	1.73	0.70
40:DE:59:VAL:HG13	40:DE:60:ASN:H	1.56	0.70
42:DG:112:PRO:HB3	42:DG:113:ARG:HE	1.56	0.70
44:DI:113:ARG:NH2	44:DI:131:LYS:HG3	2.06	0.70
46:DN:128:HIS:NE2	46:DN:134:ARG:HD3	2.06	0.70
19:AS:40:ILE:HD13	19:AS:62:ILE:HD13	1.74	0.70
21:AU:6:ARG:CZ	21:AU:15:ARG:HH22	2.03	0.70
24:AX:19:OMU:O2'	25:AY:51:ASN:ND2	2.23	0.70
36:BA:880:G:H1	36:BA:897:C:H42	1.39	0.70

Continued on next page...

Continued from previous page...

Atom-1	Atom-2	Interatomic distance (Å)	Clash overlap (Å)
38:BC:54:ARG:HG3	38:BC:57:GLN:OE1	1.90	0.70
42:BG:40:ASN:HD22	42:BG:41:GLN:H	1.37	0.70
42:BG:120:LEU:HG	42:BG:179:PRO:HG2	1.73	0.70
44:BI:74:ASN:H	44:BI:74:ASN:HD22	1.39	0.70
58:BZ:24:LEU:HD23	58:BZ:25:PRO:O	1.90	0.70
1:CA:1317:C:H2'	1:CA:1318:A:H5'	1.74	0.70
4:CD:7:PRO:HB2	4:CD:10:ARG:HD2	1.72	0.70
12:CL:126:LYS:HE2	12:CL:126:LYS:HA	1.72	0.70
13:CM:108:ARG:HD2	13:CM:108:ARG:H	1.54	0.70
21:CU:6:ARG:CZ	21:CU:15:ARG:HH22	2.03	0.70
25:CZ:68:TYR:HA	25:CZ:76:LEU:O	1.92	0.70
36:DA:1697:G:H3'	36:DA:1698:A:H5''	1.74	0.70
42:DG:135:LEU:HD12	42:DG:135:LEU:N	2.05	0.70
53:DU:44:ASN:HD21	54:DV:75:PHE:HB3	1.56	0.70
56:DX:12:VAL:HG22	56:DX:27:THR:O	1.91	0.70
12:AL:75:HIS:HD2	12:AL:77:LEU:HB2	1.57	0.70
27:B1:51:VAL:HG21	27:B1:74:VAL:HG21	1.73	0.70
36:BA:1887:C:H2'	36:BA:1888:G:H5''	1.73	0.70
39:BD:166:GLN:HE21	39:BD:166:GLN:CA	2.03	0.70
48:BP:7:ARG:HH11	48:BP:7:ARG:CA	2.05	0.70
51:BS:89:ARG:O	51:BS:92:TYR:HB3	1.92	0.70
52:BT:129:ARG:NH1	52:BT:131:ALA:HA	2.07	0.70
58:BZ:61:LEU:HG	58:BZ:63:ASP:H	1.56	0.70
1:CA:250:A:H4'	1:CA:251:G:O5'	1.89	0.70
1:CA:1325:C:P	21:CU:15:ARG:HH21	2.15	0.70
6:CF:21:LEU:O	6:CF:24:GLU:HB3	1.91	0.70
36:DA:203:C:H3'	36:DA:204:A:H5''	1.72	0.70
39:DD:10:THR:HG22	39:DD:13:ARG:CB	2.20	0.70
42:DG:130:ASN:HD22	42:DG:161:THR:N	1.86	0.70
48:DP:83:VAL:HG11	48:DP:112:LEU:HD21	1.73	0.70
58:DZ:169:GLU:O	58:DZ:171:ILE:N	2.25	0.70
1:AA:1263:C:H2'	1:AA:1264:C:C6	2.27	0.70
1:AA:1346:A:C5'	9:AI:120:ARG:HH12	2.05	0.70
5:AE:64:ARG:HG2	5:AE:64:ARG:O	1.91	0.70
10:AJ:16:LEU:HD13	10:AJ:16:LEU:O	1.91	0.70
36:BA:89:G:H3'	36:BA:90:U:H5'	1.74	0.70
36:BA:662:G:P	48:BP:18:ARG:HD2	2.32	0.70
36:BA:2303:G:H1'	42:BG:132:ASN:HD22	1.57	0.70
42:BG:16:ARG:O	42:BG:20:ILE:HG13	1.92	0.70
52:BT:35:LYS:HE2	52:BT:41:ARG:HE	1.56	0.70
55:BW:9:TYR:H	55:BW:102:HIS:HD2	1.38	0.70

Continued on next page...

Continued from previous page...

Atom-1	Atom-2	Interatomic distance (Å)	Clash overlap (Å)
58:BZ:103:ARG:O	58:BZ:138:GLU:HA	1.91	0.70
1:CA:190:U:H2'	1:CA:191:G:H8	1.56	0.70
1:CA:957:U:H3	1:CA:960:U:H5''	1.55	0.70
2:CB:114:ARG:O	2:CB:114:ARG:HD3	1.91	0.70
4:CD:155:LEU:O	4:CD:159:ARG:HG2	1.92	0.70
6:CF:7:ASN:N	6:CF:7:ASN:HD22	1.89	0.70
10:CJ:50:ILE:HD11	14:CN:41:ARG:HD3	1.73	0.70
36:DA:259:G:N2	36:DA:621:A:H8	1.89	0.70
40:DE:51:PHE:C	40:DE:74:PRO:HB3	2.11	0.70
40:DE:119:ARG:HD2	40:DE:120:TRP:NE1	2.06	0.70
1:AA:1060:C:C4	3:AC:2:GLY:HA2	2.27	0.70
1:AA:1325:C:P	21:AU:15:ARG:HH21	2.14	0.70
8:AH:1:MET:HE3	8:AH:3:THR:HG23	1.72	0.70
26:B0:49:LYS:H	26:B0:80:HIS:HD1	1.39	0.70
36:BA:812:C:H5'	48:BP:25:SER:CB	2.22	0.70
36:BA:2314:C:O2'	36:BA:2315:G:H5'	1.91	0.70
37:BB:55:U:H2'	37:BB:56:G:H8	1.57	0.70
39:BD:118:VAL:HG22	39:BD:119:ALA:N	2.07	0.70
42:BG:98:ARG:HG2	42:BG:101:ILE:HD12	1.74	0.70
43:BH:7:LEU:HD21	43:BH:65:HIS:CE1	2.27	0.70
49:BQ:43:THR:HG1	49:BQ:46:GLN:HG3	1.53	0.70
1:CA:950:U:H3'	13:CM:102:ARG:NH2	2.06	0.70
36:DA:1485:G:H2'	36:DA:1486:A:C8	2.27	0.70
36:DA:2392:A:H2	36:DA:2424:C:N4	1.90	0.70
50:DR:10:LEU:HB3	50:DR:17:ARG:CD	2.22	0.70
50:DR:54:LEU:HD23	50:DR:66:VAL:HG23	1.74	0.70
53:DU:44:ASN:ND2	54:DV:75:PHE:HB3	2.05	0.70
36:BA:548:A:C2'	36:BA:549:G:H5'	2.21	0.70
36:BA:1174:A:OP1	36:BA:1175:U:H5''	1.91	0.70
37:BB:49:C:O2'	37:BB:50:G:H5'	1.92	0.70
44:BI:68:LEU:HD21	44:BI:130:TYR:CD2	2.27	0.70
58:BZ:34:ASN:O	58:BZ:35:ARG:HG2	1.91	0.70
2:CB:172:ILE:H	2:CB:172:ILE:CD1	2.05	0.70
3:CC:46:GLU:O	3:CC:47:LEU:HB2	1.91	0.70
5:CE:76:ILE:HD11	5:CE:142:LEU:CD1	2.22	0.70
34:D8:52:LYS:N	34:D8:53:PRO:CD	2.54	0.70
34:D8:59:LYS:HB2	34:D8:59:LYS:HZ3	1.54	0.70
36:DA:364:C:H2'	36:DA:365:C:C5'	2.21	0.70
40:DE:59:VAL:HG13	40:DE:60:ASN:N	2.06	0.70
1:AA:736:C:H2'	1:AA:737:A:H8	1.57	0.69
1:AA:1494:G:H5'	25:AY:49:LYS:HB3	1.72	0.69

Continued on next page...

Continued from previous page...

Atom-1	Atom-2	Interatomic distance (Å)	Clash overlap (Å)
2:AB:185:ILE:CG2	2:AB:199:TYR:HB2	2.21	0.69
5:AE:106:PRO:O	5:AE:110:LEU:HG	1.92	0.69
6:AF:7:ASN:N	6:AF:7:ASN:HD22	1.90	0.69
16:AP:20:VAL:HG21	16:AP:32:TYR:HB2	1.74	0.69
26:B0:38:VAL:HG12	26:B0:40:GLN:HG2	1.74	0.69
27:B1:29:GLY:HA3	36:BA:2396:G:O2'	1.91	0.69
32:B6:11:LEU:CD1	32:B6:26:ASN:HB2	2.22	0.69
32:B6:41:PRO:HD3	32:B6:47:THR:HG22	1.74	0.69
36:BA:2233:U:H2'	36:BA:2234:G:C8	2.27	0.69
36:BA:2317:C:H2'	36:BA:2318:G:C5'	2.19	0.69
52:BT:64:ARG:HH11	52:BT:64:ARG:HG2	1.56	0.69
1:CA:323:U:O3'	20:CT:22:ARG:HD3	1.92	0.69
44:DI:69:LYS:HA	44:DI:136:VAL:HB	1.72	0.69
50:DR:103:ARG:HH12	50:DR:110:PRO:HD3	1.57	0.69
58:DZ:10:ARG:HB3	58:DZ:36:LYS:CG	2.22	0.69
1:AA:145:G:C2	1:AA:146:G:H1'	2.27	0.69
1:AA:190:U:H2'	1:AA:191:G:H8	1.55	0.69
8:AH:116:LYS:HD2	8:AH:129:VAL:HG11	1.74	0.69
29:B3:19:GLN:HE22	29:B3:52:HIS:CE1	2.10	0.69
36:BA:1697:G:H3'	36:BA:1698:A:H5''	1.74	0.69
36:BA:2593:U:H2'	36:BA:2594:C:C6	2.27	0.69
39:BD:134:ARG:HG3	39:BD:135:PHE:CD1	2.27	0.69
40:BE:98:PRO:HD3	40:BE:175:VAL:CG1	2.22	0.69
42:BG:135:LEU:HD12	42:BG:135:LEU:N	2.06	0.69
42:BG:139:LEU:HA	42:BG:144:ILE:HG21	1.71	0.69
44:BI:66:GLU:OE2	44:BI:134:PRO:HD2	1.91	0.69
44:BI:69:LYS:HA	44:BI:136:VAL:HB	1.74	0.69
44:BI:129:THR:HG23	44:BI:136:VAL:C	2.13	0.69
52:BT:102:ILE:O	52:BT:106:SER:HB3	1.92	0.69
58:BZ:92:SER:HB2	58:BZ:94:GLU:HG2	1.73	0.69
1:CA:1432:G:OP1	52:DT:107:ASP:HB2	1.92	0.69
2:CB:185:ILE:HG22	2:CB:199:TYR:HB2	1.73	0.69
3:CC:18:TRP:H	3:CC:18:TRP:HE3	1.38	0.69
3:CC:53:ALA:O	3:CC:54:ARG:HB2	1.90	0.69
8:CH:119:LEU:HD12	8:CH:124:ALA:HA	1.74	0.69
18:CR:36:ASN:HB3	18:CR:39:VAL:CG2	2.22	0.69
25:CZ:26:LYS:HD3	25:CZ:60:ILE:O	1.92	0.69
34:D8:34:TRP:CG	34:D8:35:GLN:N	2.60	0.69
36:DA:322:A:H3'	41:DF:169:ASN:ND2	2.07	0.69
38:DC:54:ARG:HG3	38:DC:57:GLN:OE1	1.92	0.69
44:DI:118:LYS:HG2	44:DI:119:PRO:CD	2.21	0.69

Continued on next page...

Continued from previous page...

Atom-1	Atom-2	Interatomic distance (Å)	Clash overlap (Å)
48:DP:7:ARG:HH11	48:DP:7:ARG:CA	2.04	0.69
50:DR:98:LEU:HB2	50:DR:113:LEU:CD2	2.20	0.69
2:AB:33:TYR:HB3	2:AB:41:ILE:HG22	1.75	0.69
5:AE:107:ARG:O	5:AE:109:ILE:N	2.25	0.69
7:AG:113:GLU:HB2	7:AG:119:ARG:CG	2.22	0.69
10:AJ:6:ILE:HG13	10:AJ:72:VAL:O	1.92	0.69
25:AZ:103:LEU:HD21	25:AZ:175:LEU:HD23	1.74	0.69
32:B6:37:ARG:NH2	36:BA:2286:A:H62	1.91	0.69
36:BA:2292:C:O2'	36:BA:2293:C:H5'	1.93	0.69
39:BD:181:GLU:HA	39:BD:272:ALA:CB	2.23	0.69
42:BG:98:ARG:HA	42:BG:101:ILE:HD12	1.74	0.69
52:BT:23:ARG:O	52:BT:25:GLY:N	2.25	0.69
1:CA:818:G:C2'	1:CA:819:A:H5''	2.23	0.69
7:CG:26:PHE:CE2	7:CG:30:ILE:HD11	2.26	0.69
20:CT:86:ARG:HH11	20:CT:86:ARG:HG3	1.57	0.69
36:DA:2555:U:H2'	36:DA:2556:C:H5'	1.74	0.69
40:DE:64:LYS:C	40:DE:66:HIS:H	1.93	0.69
42:DG:2:PRO:C	42:DG:3:LEU:HD12	2.12	0.69
42:DG:39:ILE:HG22	42:DG:157:ILE:HG23	1.75	0.69
50:DR:11:ASN:O	50:DR:12:ARG:HG3	1.92	0.69
52:DT:23:ARG:O	52:DT:25:GLY:N	2.26	0.69
3:AC:103:VAL:HG12	3:AC:104:GLN:N	2.07	0.69
6:AF:62:TRP:CH2	6:AF:64:GLN:HB2	2.27	0.69
11:AK:57:THR:HG23	11:AK:60:ALA:H	1.57	0.69
31:B5:40:LYS:NZ	31:B5:46:CYS:N	2.40	0.69
34:B8:21:LYS:HD3	34:B8:48:PHE:CZ	2.27	0.69
34:B8:52:LYS:N	34:B8:53:PRO:CD	2.55	0.69
36:BA:902:C:H2'	36:BA:903:C:H6	1.57	0.69
43:BH:76:VAL:HG12	43:BH:77:LYS:N	2.06	0.69
44:BI:51:ILE:HG22	44:BI:51:ILE:O	1.92	0.69
52:BT:106:SER:CB	52:BT:110:ILE:HD11	2.22	0.69
53:BU:66:ASN:HD21	53:BU:70:ARG:HE	1.38	0.69
1:CA:336:C:H2'	1:CA:337:C:H6	1.57	0.69
1:CA:1491:G:C5'	1:CA:1492:A:H5'	2.22	0.69
2:CB:167:PRO:HD2	2:CB:188:ALA:HB2	1.74	0.69
5:CE:36:ASP:O	5:CE:37:ARG:HG3	1.93	0.69
23:CV:2:G:H2'	23:CV:3:C:H6	1.56	0.69
31:D5:40:LYS:NZ	31:D5:46:CYS:N	2.39	0.69
36:DA:548:A:C2'	36:DA:549:G:H5'	2.21	0.69
40:DE:5:LEU:HB2	40:DE:51:PHE:HD2	1.56	0.69
41:DF:32:LEU:HD22	41:DF:112:MET:HE3	1.73	0.69

Continued on next page...

Continued from previous page...

Atom-1	Atom-2	Interatomic distance (Å)	Clash overlap (Å)
48:DP:108:LYS:C	48:DP:110:TYR:H	1.96	0.69
54:DV:46:VAL:HG22	54:DV:47:VAL:N	2.07	0.69
57:DY:62:GLU:CD	57:DY:63:LYS:H	1.94	0.69
58:DZ:100:VAL:HG11	58:DZ:134:PRO:O	1.91	0.69
2:AB:185:ILE:HG22	2:AB:199:TYR:HB2	1.75	0.69
3:AC:52:LEU:H	3:AC:52:LEU:HD23	1.57	0.69
6:AF:37:VAL:HG12	6:AF:38:GLU:N	2.06	0.69
18:AR:36:ASN:HB3	18:AR:39:VAL:CG2	2.21	0.69
25:AY:20:ASP:O	25:AY:24:VAL:HG23	1.93	0.69
27:B1:7:ILE:HG22	27:B1:8:SER:N	2.07	0.69
27:B1:60:PHE:HE1	27:B1:91:LYS:HG3	1.54	0.69
30:B4:25:TYR:CE1	42:BG:5:VAL:HG22	2.28	0.69
36:BA:197:A:H5'	36:BA:197:A:C8	2.27	0.69
36:BA:272(C):G:H2'	36:BA:272(D):G:H8	1.58	0.69
36:BA:784:A:N7	39:BD:229:VAL:HG21	2.06	0.69
42:BG:54:GLU:O	42:BG:57:ALA:HB3	1.91	0.69
44:BI:95:LYS:HA	44:BI:99:GLU:HB2	1.72	0.69
52:BT:129:ARG:HH12	52:BT:131:ALA:HA	1.57	0.69
54:BV:19:LYS:NZ	54:BV:20:LEU:H	1.90	0.69
13:CM:4:ILE:HD12	13:CM:22:ILE:HD11	1.74	0.69
13:CM:70:LEU:O	13:CM:74:VAL:HG23	1.92	0.69
16:CP:28:ARG:HH11	16:CP:28:ARG:HG2	1.56	0.69
19:CS:11:VAL:CG2	19:CS:16:LEU:HD11	2.23	0.69
36:DA:272(C):G:H2'	36:DA:272(D):G:H8	1.58	0.69
36:DA:272(J):C:O2'	36:DA:274:G:H5'	1.91	0.69
36:DA:1411:C:H2'	36:DA:1412:A:C8	2.28	0.69
36:DA:1748:G:H5'	36:DA:1748:G:H8	1.58	0.69
36:DA:1833:U:H2'	36:DA:1834:U:H6	1.58	0.69
36:DA:2243:U:H2'	36:DA:2244:U:C6	2.27	0.69
38:DC:11:LEU:HD22	38:DC:33:LEU:HA	1.75	0.69
48:DP:79:ARG:O	48:DP:110:TYR:HB3	1.93	0.69
54:DV:38:LEU:C	54:DV:39:LEU:HD13	2.13	0.69
1:AA:1502:A:H5'	1:AA:1504:G:N7	2.07	0.69
2:AB:226:ARG:HB3	2:AB:226:ARG:HH11	1.57	0.69
4:AD:155:LEU:O	4:AD:159:ARG:HG2	1.93	0.69
16:AP:67:THR:HG22	16:AP:68:ASP:H	1.57	0.69
20:AT:100:ILE:O	20:AT:102:GLY:N	2.25	0.69
25:AY:60:ILE:HG22	25:AY:64:HIS:O	1.92	0.69
30:B4:14:ILE:HA	30:B4:31:ILE:HB	1.74	0.69
30:B4:26:SER:HB2	42:BG:143:GLU:OE2	1.91	0.69
36:BA:882:G:H2'	36:BA:883:G:H8	1.57	0.69

Continued on next page...

Continued from previous page...

Atom-1	Atom-2	Interatomic distance (Å)	Clash overlap (Å)
36:BA:2306:C:H4'	42:BG:136:ARG:NH2	2.07	0.69
39:BD:30:GLU:HG3	39:BD:63:ARG:CZ	2.22	0.69
40:BE:4:ILE:HD13	40:BE:28:ALA:HB1	1.75	0.69
48:BP:47:ASP:CB	48:BP:51:PHE:HB2	2.23	0.69
51:BS:38:GLN:HA	51:BS:73:LEU:HD11	1.74	0.69
1:CA:1270:C:O2'	1:CA:1271:G:H5'	1.92	0.69
1:CA:1456:G:C8	20:CT:58:LYS:HE2	2.28	0.69
3:CC:18:TRP:HE3	3:CC:18:TRP:N	1.90	0.69
4:CD:110:PHE:H	4:CD:110:PHE:HD1	1.39	0.69
12:CL:20:LYS:H	12:CL:20:LYS:CD	2.06	0.69
12:CL:110:VAL:HG21	12:CL:120:TYR:HD2	1.58	0.69
13:CM:79:LYS:O	13:CM:82:MET:HB3	1.93	0.69
20:CT:75:ASN:N	20:CT:75:ASN:ND2	2.40	0.69
20:CT:100:ILE:O	20:CT:102:GLY:N	2.25	0.69
31:D5:25:LEU:HD11	55:DW:41:LYS:HE3	1.75	0.69
32:D6:11:LEU:CD1	32:D6:26:ASN:HB2	2.22	0.69
36:DA:89:G:H3'	36:DA:90:U:H5'	1.74	0.69
43:DH:7:LEU:HD21	43:DH:65:HIS:CE1	2.28	0.69
50:DR:2:ARG:HH11	50:DR:2:ARG:CG	2.05	0.69
50:DR:10:LEU:HB3	50:DR:17:ARG:NE	2.07	0.69
54:DV:19:LYS:NZ	54:DV:20:LEU:H	1.90	0.69
36:BA:364:C:C2'	36:BA:365:C:H5''	2.23	0.69
36:BA:587:C:H2'	48:BP:33:ARG:HH21	1.56	0.69
36:BA:2712:U:H1'	36:BA:2712(A):A:C8	2.27	0.69
37:BB:27:C:H5'	51:BS:34:HIS:NE2	2.08	0.69
38:BC:11:LEU:HD22	38:BC:33:LEU:HA	1.74	0.69
52:BT:28:VAL:HG13	52:BT:46:GLU:HA	1.73	0.69
27:D1:72:GLU:O	27:D1:76:ARG:HG2	1.93	0.69
33:D7:34:ARG:NH1	33:D7:39:ARG:HG3	2.06	0.69
34:D8:25:MET:HG3	48:DP:64:LYS:CB	2.16	0.69
36:DA:971:C:H5''	36:DA:974:G:O2'	1.92	0.69
36:DA:1899:G:N2	36:DA:1902:C:C5	2.60	0.69
37:DB:38:C:O2	37:DB:48:A:H1'	1.91	0.69
39:DD:196:VAL:O	39:DD:196:VAL:HG12	1.92	0.69
41:DF:53:THR:HG23	41:DF:56:GLU:OE2	1.93	0.69
44:DI:8:PRO:HD3	44:DI:15:VAL:HG13	1.74	0.69
44:DI:110:ASP:CB	44:DI:113:ARG:HB2	2.22	0.69
55:DW:9:TYR:H	55:DW:102:HIS:HD2	1.40	0.69
1:AA:1116:C:C3'	1:AA:1117:G:H5''	2.23	0.69
1:AA:1281:U:H4'	1:AA:1282:C:OP2	1.91	0.69
2:AB:114:ARG:HD3	2:AB:114:ARG:O	1.93	0.69

Continued on next page...

Continued from previous page...

Atom-1	Atom-2	Interatomic distance (Å)	Clash overlap (Å)
6:AF:89:MET:SD	18:AR:76:LEU:HD21	2.32	0.69
11:AK:84:VAL:HG22	11:AK:109:VAL:O	1.92	0.69
12:AL:90:VAL:O	12:AL:92:ASP:N	2.26	0.69
25:AY:5:TRP:O	25:AY:6:SER:HB3	1.93	0.69
26:B0:43:THR:H	36:BA:2331:G:H4'	1.57	0.69
27:B1:71:TYR:CE2	44:BI:27:ARG:HG3	2.28	0.69
32:B6:47:THR:HG23	32:B6:49:HIS:CE1	2.28	0.69
34:B8:33:ASN:H	34:B8:33:ASN:HD22	1.39	0.69
36:BA:903:C:H2'	36:BA:904:C:H5'	1.74	0.69
36:BA:997:G:OP1	53:BU:93:LYS:HD3	1.92	0.69
36:BA:1047:G:H21	36:BA:1111:A:N6	1.91	0.69
36:BA:1192:G:O2'	36:BA:1193:G:H5'	1.92	0.69
36:BA:1925:C:O2'	36:BA:1926:U:H5'	1.92	0.69
36:BA:2150:U:H2'	36:BA:2151:G:H8	1.58	0.69
37:BB:7:G:H4'	51:BS:29:PHE:HD2	1.58	0.69
39:BD:210:GLY:O	39:BD:211:ARG:HB3	1.92	0.69
41:BF:125:LEU:H	41:BF:125:LEU:HD23	1.57	0.69
42:BG:63:ILE:HG22	42:BG:143:GLU:HB2	1.73	0.69
48:BP:17:LYS:HG3	48:BP:19:VAL:HG23	1.75	0.69
49:BQ:68:ILE:HD13	49:BQ:103:MET:HG2	1.73	0.69
58:BZ:102:LEU:HD21	58:BZ:124:ILE:HD11	1.73	0.69
58:BZ:119:GLU:OE1	58:BZ:122:ARG:HD3	1.93	0.69
1:CA:37:U:O2'	1:CA:38:G:H5'	1.92	0.69
4:CD:31:CYS:O	4:CD:31:CYS:SG	2.51	0.69
6:CF:28:ARG:HG3	6:CF:28:ARG:HH11	1.56	0.69
11:CK:126:ARG:O	11:CK:128:ALA:N	2.26	0.69
13:CM:9:ILE:HG21	13:CM:11:ARG:NH2	2.07	0.69
25:CZ:16:TRP:HA	25:CZ:16:TRP:HE3	1.56	0.69
27:D1:64:ALA:O	27:D1:67:ILE:HG13	1.91	0.69
27:D1:71:TYR:CE2	44:DI:27:ARG:HG3	2.28	0.69
32:D6:47:THR:HG23	32:D6:49:HIS:CE1	2.27	0.69
36:DA:197:A:H5'	36:DA:197:A:C8	2.27	0.69
36:DA:528:A:C2	36:DA:2043:C:H4'	2.28	0.69
36:DA:1187:G:H5''	54:DV:81:TYR:CE2	2.28	0.69
36:DA:1278:A:H4'	50:DR:34:ILE:HD12	1.75	0.69
36:DA:1388:G:O2'	36:DA:1389:G:H5'	1.93	0.69
36:DA:1946:U:H2'	36:DA:1947:C:C6	2.26	0.69
36:DA:2062:A:H2'	36:DA:2063:C:H5'	1.75	0.69
39:DD:181:GLU:HA	39:DD:272:ALA:CB	2.23	0.69
40:DE:92:THR:O	40:DE:95:ILE:HG12	1.92	0.69
40:DE:179:GLU:O	40:DE:180:ASN:HB2	1.91	0.69

Continued on next page...

Continued from previous page...

Atom-1	Atom-2	Interatomic distance (Å)	Clash overlap (Å)
41:DF:161:GLU:O	41:DF:165:ARG:HG3	1.92	0.69
42:DG:53:LEU:HD23	42:DG:53:LEU:H	1.57	0.69
44:DI:112:LYS:HG3	44:DI:116:LEU:HD23	1.75	0.69
46:DN:43:THR:HB	46:DN:46:VAL:CG1	2.23	0.69
49:DQ:38:GLU:HG3	49:DQ:127:ILE:HB	1.75	0.69
52:DT:28:VAL:HG21	52:DT:46:GLU:HG3	1.75	0.69
53:DU:102:GLU:HG3	54:DV:2:PHE:CZ	2.28	0.69
1:AA:736:C:H2'	1:AA:737:A:C8	2.27	0.69
1:AA:1327:C:OP1	21:AU:20:LYS:HB3	1.92	0.69
25:AY:35:ARG:O	25:AY:36:ARG:HG3	1.93	0.69
36:BA:1899:G:N2	36:BA:1902:C:C5	2.61	0.69
40:BE:51:PHE:H	40:BE:74:PRO:CB	2.06	0.69
40:BE:98:PRO:HD3	40:BE:175:VAL:HG13	1.74	0.69
41:BF:140:LEU:HD13	41:BF:170:LEU:HD21	1.75	0.69
49:BQ:38:GLU:HG3	49:BQ:127:ILE:HB	1.75	0.69
49:BQ:78:PRO:HB2	49:BQ:81:VAL:HG11	1.75	0.69
52:BT:78:LEU:HD13	52:BT:78:LEU:O	1.92	0.69
53:BU:108:GLU:O	53:BU:112:ARG:HG2	1.92	0.69
56:BX:64:LYS:HZ3	56:BX:73:ARG:NH2	1.89	0.69
58:BZ:40:ASP:OD1	58:BZ:42:VAL:HG12	1.91	0.69
58:BZ:179:ASP:OD1	58:BZ:181:GLU:N	2.26	0.69
1:CA:167:G:O2'	1:CA:168:G:H5'	1.93	0.69
1:CA:972:C:OP2	10:CJ:57:LYS:HE2	1.92	0.69
5:CE:101:ILE:HD13	5:CE:101:ILE:H	1.57	0.69
19:CS:40:ILE:HD13	19:CS:62:ILE:HD13	1.73	0.69
32:D6:37:ARG:NH2	36:DA:2286:A:H62	1.90	0.69
36:DA:587:C:H2'	48:DP:33:ARG:HH21	1.57	0.69
36:DA:676:A:H2	36:DA:802:A:H61	1.39	0.69
38:DC:166:ASN:HB3	38:DC:172:ILE:CB	2.23	0.69
42:DG:135:LEU:HD11	42:DG:157:ILE:HD11	1.75	0.69
44:DI:77:LEU:HG	44:DI:79:ILE:HG12	1.73	0.69
52:DT:64:ARG:HH11	52:DT:64:ARG:HG2	1.58	0.69
52:DT:106:SER:HB2	52:DT:110:ILE:HD11	1.75	0.69
1:AA:148:G:O2'	1:AA:149:A:H5'	1.92	0.69
1:AA:419:C:H42	1:AA:424:G:H1	1.41	0.69
1:AA:1169:A:H2'	1:AA:1170:A:C8	2.28	0.69
15:AO:37:ASN:N	15:AO:37:ASN:HD22	1.88	0.69
24:AX:23:A:P	24:AX:23:A:H8	2.16	0.69
36:BA:2302:G:N3	42:BG:128:ARG:HG3	2.08	0.69
36:BA:2334:G:N3	51:BS:18:ILE:HD12	2.08	0.69
48:BP:58:THR:C	48:BP:61:ARG:HE	1.95	0.69

Continued on next page...

Continued from previous page...

Atom-1	Atom-2	Interatomic distance (Å)	Clash overlap (Å)
53:BU:104:GLN:HB3	54:BV:44:LYS:NZ	2.07	0.69
56:BX:12:VAL:HG13	56:BX:28:PHE:HA	1.75	0.69
1:CA:1267:C:H2'	1:CA:1267:C:O2	1.93	0.69
2:CB:33:TYR:HB3	2:CB:41:ILE:HG22	1.75	0.69
19:CS:45:VAL:HG12	19:CS:64:GLU:H	1.58	0.69
23:CW:33:U:H2'	23:CW:35:A:OP2	1.92	0.69
27:D1:67:ILE:N	27:D1:68:PRO:HD2	2.08	0.69
31:D5:3:LYS:HB3	36:DA:747:U:H5	1.55	0.69
36:DA:364:C:C2'	36:DA:365:C:H5''	2.22	0.69
36:DA:774:A:H2	36:DA:787:U:HO2'	1.41	0.69
36:DA:1799:G:H8	39:DD:181:GLU:OE1	1.76	0.69
42:DG:116:ASP:O	42:DG:117:PHE:HB2	1.91	0.69
49:DQ:34:LEU:HD11	49:DQ:129:THR:HB	1.75	0.69
51:DS:89:ARG:O	51:DS:92:TYR:HB3	1.92	0.69
53:DU:112:ARG:O	53:DU:115:ALA:HB3	1.92	0.69
8:AH:119:LEU:HD12	8:AH:124:ALA:HA	1.75	0.68
13:AM:4:ILE:HD12	13:AM:22:ILE:HD11	1.75	0.68
36:BA:272(J):C:O2'	36:BA:274:G:H5'	1.93	0.68
36:BA:1280:G:H2'	36:BA:1281:G:H5''	1.75	0.68
36:BA:2132:U:O4	38:BC:6:LYS:HB2	1.93	0.68
40:BE:60:ASN:OD1	40:BE:61:ARG:N	2.26	0.68
54:BV:51:VAL:HG12	54:BV:52:VAL:H	1.58	0.68
1:CA:1003:G:C2	1:CA:1004:A:H1'	2.28	0.68
1:CA:1472:U:O2'	1:CA:1473:A:H5'	1.93	0.68
2:CB:51:LEU:HD22	2:CB:55:PHE:HE2	1.58	0.68
2:CB:137:ARG:HH11	2:CB:137:ARG:HG2	1.58	0.68
10:CJ:90:LEU:H	10:CJ:91:PRO:CD	2.06	0.68
21:CU:6:ARG:NE	21:CU:15:ARG:HH12	1.90	0.68
30:D4:16:CYS:HB3	30:D4:20:ASN:O	1.93	0.68
36:DA:1778:U:H2'	36:DA:1784:A:N6	2.07	0.68
36:DA:1887:C:H2'	36:DA:1888:G:H5''	1.73	0.68
39:DD:118:VAL:HG22	39:DD:119:ALA:N	2.07	0.68
40:DE:51:PHE:H	40:DE:74:PRO:CB	2.06	0.68
43:DH:85:LYS:HG3	43:DH:141:VAL:CG1	2.23	0.68
44:DI:74:ASN:H	44:DI:74:ASN:ND2	1.91	0.68
47:DO:47:ILE:HG23	47:DO:48:PRO:HD2	1.75	0.68
48:DP:47:ASP:CB	48:DP:51:PHE:HB2	2.24	0.68
51:DS:38:GLN:HA	51:DS:73:LEU:HD11	1.74	0.68
6:AF:49:ALA:HB2	18:AR:78:LEU:O	1.93	0.68
13:AM:79:LYS:O	13:AM:82:MET:HB3	1.92	0.68
18:AR:54:ARG:O	18:AR:55:ARG:HG2	1.93	0.68

Continued on next page...

Continued from previous page...

Atom-1	Atom-2	Interatomic distance (Å)	Clash overlap (Å)
24:AX:16:A:H2'	24:AX:17:U:C6	2.28	0.68
27:B1:44:PRO:HB2	27:B1:46:LEU:CD1	2.24	0.68
30:B4:7:PRO:HD2	42:BG:65:GLY:O	1.94	0.68
1:CA:1169:A:H2'	1:CA:1170:A:C8	2.28	0.68
16:CP:22:THR:HA	16:CP:33:ILE:HG12	1.76	0.68
18:CR:58:LEU:HB3	18:CR:62:GLU:HB3	1.75	0.68
25:CZ:3:LEU:HD21	25:CZ:75:LEU:HD23	1.75	0.68
46:DN:40:PRO:HB3	53:DU:68:ALA:HB2	1.75	0.68
57:DY:47:LYS:O	57:DY:48:ALA:HB2	1.94	0.68
1:AA:323:U:O3'	20:AT:22:ARG:HD3	1.92	0.68
6:AF:82:ARG:HB2	6:AF:85:VAL:CG2	2.22	0.68
13:AM:51:ALA:O	13:AM:55:ARG:HB2	1.92	0.68
40:BE:59:VAL:HG13	40:BE:60:ASN:H	1.58	0.68
40:BE:118:LYS:H	40:BE:121:ASN:H	1.42	0.68
42:BG:107:LEU:HD13	42:BG:177:GLY:O	1.94	0.68
50:BR:37:THR:HG23	50:BR:40:LYS:HE2	1.75	0.68
50:BR:98:LEU:HB2	50:BR:113:LEU:CD2	2.22	0.68
57:BY:54:LYS:NZ	57:BY:54:LYS:HB3	2.08	0.68
58:BZ:10:ARG:HH21	58:BZ:26:GLY:H	1.41	0.68
3:CC:70:VAL:O	3:CC:105:GLU:HA	1.94	0.68
3:CC:86:VAL:O	3:CC:89:GLU:HB3	1.93	0.68
4:CD:8:VAL:O	4:CD:10:ARG:N	2.23	0.68
5:CE:11:ILE:HD12	5:CE:31:LEU:HD13	1.75	0.68
36:DA:1506:C:O2	36:DA:1506:C:H2'	1.93	0.68
36:DA:1536:C:H2'	36:DA:1537:G:O4'	1.93	0.68
36:DA:2036:C:H5'	36:DA:2036:C:C6	2.27	0.68
44:DI:68:LEU:HD23	44:DI:136:VAL:HG11	1.75	0.68
44:DI:111:PRO:HB2	44:DI:112:LYS:HD2	1.75	0.68
48:DP:50:ARG:HG3	48:DP:51:PHE:N	2.06	0.68
49:DQ:62:GLY:HA2	58:DZ:116:VAL:HG21	1.75	0.68
52:DT:78:LEU:HD13	52:DT:78:LEU:O	1.92	0.68
52:DT:91:ARG:O	52:DT:93:ARG:N	2.24	0.68
58:DZ:57:ILE:HD12	58:DZ:57:ILE:N	2.08	0.68
58:DZ:70:LEU:HD12	58:DZ:91:LEU:HD21	1.74	0.68
1:AA:1203:C:H2'	1:AA:1204:A:H8	1.58	0.68
2:AB:93:VAL:HG11	2:AB:97:TRP:HD1	1.57	0.68
36:BA:8:A:H2'	36:BA:9:U:C5	2.27	0.68
36:BA:2724:C:P	50:BR:2:ARG:HH21	2.16	0.68
39:BD:46:GLN:N	39:BD:46:GLN:OE1	2.26	0.68
42:BG:28:VAL:O	42:BG:31:VAL:HG12	1.94	0.68
54:BV:19:LYS:HZ3	54:BV:20:LEU:H	1.41	0.68

Continued on next page...

Continued from previous page...

Atom-1	Atom-2	Interatomic distance (Å)	Clash overlap (Å)
57:BY:81:LYS:HD3	57:BY:97:ARG:C	2.13	0.68
6:CF:37:VAL:HG12	6:CF:38:GLU:N	2.08	0.68
19:CS:11:VAL:HG22	19:CS:16:LEU:HD11	1.75	0.68
21:CU:9:ARG:O	21:CU:13:ILE:HG13	1.94	0.68
59:CX:20:A2M:C5'	25:CY:84:TYR:HD2	2.00	0.68
36:DA:1375:C:H2'	36:DA:1376:C:H6	1.58	0.68
36:DA:2524:G:H8	36:DA:2524:G:H5'	1.59	0.68
38:DC:29:LEU:HD23	38:DC:32:GLU:CD	2.14	0.68
39:DD:142:VAL:HG23	39:DD:193:VAL:HA	1.73	0.68
40:DE:34:VAL:O	40:DE:35:GLN:HB2	1.92	0.68
41:DF:101:LEU:O	41:DF:106:ARG:NH1	2.26	0.68
41:DF:183:VAL:O	41:DF:187:VAL:HG23	1.94	0.68
51:DS:67:ARG:HH11	51:DS:67:ARG:HA	1.58	0.68
1:AA:1504:G:OP1	1:AA:1507:A:H4'	1.94	0.68
13:AM:6:GLY:C	13:AM:8:GLU:H	1.97	0.68
13:AM:7:VAL:HG21	42:BG:115:ARG:HG2	1.75	0.68
36:BA:621:A:H2'	36:BA:622:G:H5'	1.74	0.68
36:BA:1014:U:C2'	36:BA:1015:G:H5'	2.23	0.68
36:BA:1336:A:OP2	56:BX:64:LYS:HE3	1.94	0.68
36:BA:1884:A:H2'	36:BA:1885:A:C5'	2.12	0.68
36:BA:2392:A:H2	36:BA:2424:C:N4	1.91	0.68
40:BE:11:MET:HB3	40:BE:24:THR:HA	1.76	0.68
41:BF:32:LEU:HD22	41:BF:112:MET:HE3	1.74	0.68
41:BF:165:ARG:HH11	41:BF:165:ARG:HB3	1.58	0.68
41:BF:183:VAL:O	41:BF:187:VAL:HG23	1.94	0.68
43:BH:85:LYS:HG3	43:BH:141:VAL:CG1	2.22	0.68
47:BO:13:ASN:HD21	47:BO:97:ARG:HB2	1.58	0.68
48:BP:88:LEU:HD22	48:BP:114:ILE:CD1	2.24	0.68
51:BS:97:ARG:NH2	51:BS:98:VAL:HA	2.08	0.68
52:BT:6:LEU:HD23	52:BT:9:LEU:HD12	1.76	0.68
1:CA:303:A:OP1	12:CL:17:LYS:HE3	1.94	0.68
1:CA:421:U:H2'	1:CA:421:U:O2	1.94	0.68
1:CA:987:G:H1	1:CA:1218:C:H42	1.41	0.68
5:CE:72:GLN:O	5:CE:75:THR:HG22	1.94	0.68
27:D1:3:LYS:HB2	36:DA:1364:G:OP2	1.93	0.68
36:DA:221:A:H4'	36:DA:222:A:O5'	1.94	0.68
36:DA:2850:A:OP2	36:DA:2866:U:H5	1.76	0.68
42:DG:161:THR:CG2	42:DG:162:THR:N	2.56	0.68
46:DN:58:ASP:C	46:DN:60:ILE:H	1.97	0.68
54:DV:49:THR:HB	54:DV:50:PRO:CD	2.24	0.68
1:AA:1152:A:H5'	10:AJ:70:ARG:NH2	2.09	0.68

Continued on next page...

Continued from previous page...

Atom-1	Atom-2	Interatomic distance (Å)	Clash overlap (Å)
1:AA:1317:C:H2'	1:AA:1318:A:H5'	1.74	0.68
2:AB:137:ARG:HH11	2:AB:137:ARG:HG2	1.58	0.68
32:B6:6:ARG:N	32:B6:6:ARG:HD2	2.09	0.68
34:B8:61:LEU:N	34:B8:63:PRO:HD2	2.09	0.68
36:BA:1748:G:H8	36:BA:1748:G:H5'	1.58	0.68
36:BA:2850:A:OP2	36:BA:2866:U:H5	1.77	0.68
39:BD:35:LYS:HZ2	39:BD:36:PRO:N	1.92	0.68
40:BE:119:ARG:HD2	40:BE:120:TRP:NE1	2.09	0.68
44:BI:112:LYS:HG3	44:BI:116:LEU:HD23	1.76	0.68
46:BN:2:LYS:HZ3	53:BU:95:LEU:HD21	1.57	0.68
46:BN:128:HIS:NE2	46:BN:134:ARG:HD3	2.08	0.68
51:BS:68:GLN:HA	51:BS:71:ARG:NH1	2.06	0.68
53:BU:102:GLU:HG3	54:BV:2:PHE:CZ	2.29	0.68
58:BZ:141:VAL:HA	58:BZ:144:LEU:CD2	2.24	0.68
1:CA:145:G:C2	1:CA:146:G:H1'	2.29	0.68
1:CA:950:U:H3'	13:CM:102:ARG:HH22	1.56	0.68
2:CB:226:ARG:HB3	2:CB:226:ARG:HH11	1.57	0.68
5:CE:96:PRO:HA	5:CE:117:ASP:OD2	1.93	0.68
27:D1:45:ASN:ND2	36:DA:2090:G:H21	1.89	0.68
36:DA:2150:U:H2'	36:DA:2151:G:H8	1.58	0.68
44:DI:95:LYS:HA	44:DI:99:GLU:HB2	1.75	0.68
48:DP:17:LYS:HG3	48:DP:19:VAL:HG23	1.76	0.68
1:AA:1003:G:C2	1:AA:1004:A:H1'	2.29	0.68
1:AA:1267:C:O2	1:AA:1267:C:H2'	1.92	0.68
1:AA:1270:C:O2'	1:AA:1271:G:H5'	1.93	0.68
10:AJ:4:ILE:HD12	10:AJ:4:ILE:N	2.09	0.68
30:B4:14:ILE:HD12	30:B4:14:ILE:N	2.09	0.68
30:B4:27:THR:O	30:B4:28:LYS:HB3	1.94	0.68
34:B8:43:GLN:O	34:B8:44:LYS:HD2	1.93	0.68
36:BA:1278:A:H4'	50:BR:34:ILE:HD12	1.76	0.68
39:BD:35:LYS:O	39:BD:35:LYS:HD2	1.93	0.68
42:BG:120:LEU:O	42:BG:181:ARG:HB3	1.94	0.68
56:BX:63:LYS:HB3	56:BX:72:LYS:HG3	1.74	0.68
3:CC:103:VAL:O	3:CC:104:GLN:HG2	1.94	0.68
9:CI:82:ALA:HB1	9:CI:96:LEU:HD11	1.76	0.68
31:D5:40:LYS:HE2	31:D5:46:CYS:HB3	1.75	0.68
39:DD:182:LEU:O	39:DD:271:ILE:HG13	1.93	0.68
42:DG:72:ARG:HB3	42:DG:86:MET:HA	1.75	0.68
52:DT:129:ARG:NH1	52:DT:131:ALA:HA	2.09	0.68
1:AA:473:G:O2'	1:AA:474:G:H5'	1.94	0.68
1:AA:950:U:H3'	13:AM:102:ARG:HH22	1.59	0.68

Continued on next page...

Continued from previous page...

Atom-1	Atom-2	Interatomic distance (Å)	Clash overlap (Å)
1:AA:1388:C:H2'	1:AA:1389:C:C6	2.29	0.68
13:AM:34:LEU:HD13	13:AM:41:PRO:HG3	1.74	0.68
30:B4:28:LYS:HZ1	30:B4:29:PRO:HD2	1.59	0.68
36:BA:676:A:H2	36:BA:802:A:H61	1.41	0.68
36:BA:755:C:H2'	36:BA:756:C:C6	2.29	0.68
36:BA:2096:U:H2'	36:BA:2097:C:C6	2.28	0.68
36:BA:2602:A:H4'	36:BA:2603:G:O5'	1.93	0.68
36:BA:2875:C:H4'	52:BT:5:ALA:HB2	1.75	0.68
39:BD:10:THR:HG22	39:BD:13:ARG:CB	2.24	0.68
40:BE:5:LEU:HB2	40:BE:51:PHE:HD2	1.58	0.68
44:BI:77:LEU:HD13	44:BI:140:LEU:HA	1.75	0.68
58:BZ:153:SER:C	58:BZ:155:LEU:H	1.96	0.68
1:CA:1238:A:C8	1:CA:1303:C:H1'	2.28	0.68
2:CB:52:GLU:CG	2:CB:56:ARG:HH12	2.07	0.68
2:CB:93:VAL:HG11	2:CB:97:TRP:HD1	1.58	0.68
10:CJ:4:ILE:HD12	10:CJ:4:ILE:N	2.09	0.68
10:CJ:49:VAL:O	10:CJ:60:ARG:HB2	1.94	0.68
17:CQ:59:ILE:HG22	17:CQ:71:PHE:CD1	2.29	0.68
23:CV:69:C:O2'	23:CV:70:G:H5'	1.94	0.68
26:D0:20:ARG:H	26:D0:20:ARG:HD2	1.57	0.68
33:D7:11:LYS:HE2	36:DA:686:G:H5''	1.74	0.68
36:DA:2132:U:O4	38:DC:6:LYS:HB2	1.94	0.68
41:DF:140:LEU:HD13	41:DF:170:LEU:HD21	1.74	0.68
41:DF:158:THR:HB	41:DF:195:ASP:HB2	1.74	0.68
46:DN:23:LEU:HD12	46:DN:99:LEU:HD23	1.76	0.68
54:DV:39:LEU:C	54:DV:40:LEU:HD23	2.13	0.68
1:AA:818:G:C2'	1:AA:819:A:H5''	2.23	0.68
1:AA:1211:U:H5'	1:AA:1212:U:OP1	1.94	0.68
13:AM:70:LEU:O	13:AM:74:VAL:HG23	1.94	0.68
36:BA:1336:A:H2'	36:BA:1337:G:H8	1.59	0.68
36:BA:1710:C:O2'	36:BA:1711:C:H5'	1.94	0.68
36:BA:2327:A:H2'	36:BA:2328:A:C8	2.29	0.68
49:BQ:60:ARG:HB2	49:BQ:60:ARG:NH1	2.09	0.68
54:BV:38:LEU:O	54:BV:39:LEU:HD13	1.92	0.68
58:BZ:104:PHE:O	58:BZ:105:VAL:HB	1.93	0.68
1:CA:1116:C:C3'	1:CA:1117:G:H5''	2.23	0.68
1:CA:1478:C:H2'	1:CA:1479:C:C6	2.25	0.68
2:CB:61:LEU:HD12	2:CB:66:GLY:HA3	1.75	0.68
2:CB:114:ARG:NH1	2:CB:118:LEU:HD21	2.09	0.68
36:DA:68:G:H2'	36:DA:69:C:C6	2.29	0.68
36:DA:154(A):C:H5''	36:DA:155:U:H5''	1.76	0.68

Continued on next page...

Continued from previous page...

Atom-1	Atom-2	Interatomic distance (Å)	Clash overlap (Å)
36:DA:158:U:H3'	36:DA:158:U:O2	1.94	0.68
36:DA:1281:G:H5'	36:DA:1281:G:C8	2.25	0.68
36:DA:1710:C:O2'	36:DA:1711:C:H5'	1.92	0.68
41:DF:22:ALA:HB1	41:DF:26:ALA:HB2	1.75	0.68
42:DG:61:ALA:HB2	42:DG:67:LYS:HA	1.76	0.68
1:AA:421:U:O2	1:AA:421:U:H2'	1.93	0.68
1:AA:1123:A:C4'	10:AJ:36:GLY:HA3	2.22	0.68
10:AJ:49:VAL:O	10:AJ:60:ARG:HB2	1.94	0.68
26:B0:21:LEU:HD21	26:B0:41:ARG:HH12	1.58	0.68
31:B5:43:HIS:HD2	36:BA:2815:C:O2'	1.76	0.68
34:B8:34:TRP:CG	34:B8:35:GLN:N	2.61	0.68
36:BA:143:G:H1'	56:BX:37:THR:HG21	1.76	0.68
36:BA:1411:C:H2'	36:BA:1412:A:C8	2.29	0.68
36:BA:1713:U:O2'	36:BA:1714:G:H5'	1.94	0.68
36:BA:2199:A:H5'	36:BA:2200:C:OP2	1.93	0.68
40:BE:78:LEU:C	40:BE:79:ARG:HD2	2.14	0.68
44:BI:83:ALA:HB3	44:BI:143:SER:O	1.94	0.68
57:BY:84:ARG:HH21	57:BY:97:ARG:NE	1.91	0.68
1:CA:1399:C:H4'	1:CA:1400:C:H5''	1.76	0.68
4:CD:79:PHE:HD2	4:CD:207:TYR:HD2	1.41	0.68
11:CK:22:HIS:HB3	11:CK:29:ILE:HG23	1.74	0.68
23:CW:25:C:O2'	23:CW:26:G:H5'	1.94	0.68
34:D8:59:LYS:NZ	34:D8:59:LYS:CB	2.51	0.68
36:DA:143:G:H1'	56:DX:37:THR:HG21	1.74	0.68
36:DA:1174:A:OP1	36:DA:1175:U:H5''	1.93	0.68
37:DB:87:G:C3'	37:DB:88:C:H5''	2.24	0.68
40:DE:44:TYR:O	40:DE:45:THR:HB	1.94	0.68
42:DG:103:LEU:HD21	42:DG:178:PHE:HE1	1.57	0.68
43:DH:56:SER:HB2	43:DH:61:HIS:CE1	2.29	0.68
44:DI:51:ILE:HG22	44:DI:51:ILE:O	1.94	0.68
44:DI:68:LEU:HD21	44:DI:130:TYR:CD2	2.29	0.68
53:DU:92:ARG:HB3	54:DV:11:GLN:NE2	2.09	0.68
54:DV:35:LEU:O	54:DV:37:VAL:N	2.27	0.68
57:DY:81:LYS:HD3	57:DY:97:ARG:C	2.14	0.68
58:DZ:104:PHE:C	58:DZ:141:VAL:HG21	2.13	0.68
3:AC:18:TRP:H	3:AC:18:TRP:HE3	1.41	0.67
3:AC:103:VAL:O	3:AC:104:GLN:HG2	1.94	0.67
18:AR:58:LEU:HB3	18:AR:62:GLU:HB3	1.75	0.67
27:B1:11:ARG:HB2	27:B1:12:PRO:HD2	1.75	0.67
42:BG:172:LEU:O	42:BG:176:LEU:HB2	1.93	0.67
45:BJ:117:UNK:HA	45:BJ:122:UNK:HA	1.77	0.67

Continued on next page...

Continued from previous page...

Atom-1	Atom-2	Interatomic distance (Å)	Clash overlap (Å)
1:CA:419:C:H42	1:CA:424:G:H1	1.41	0.67
1:CA:736:C:H2'	1:CA:737:A:H8	1.59	0.67
1:CA:1123:A:C4'	10:CJ:36:GLY:HA3	2.21	0.67
1:CA:1513:A:H2'	1:CA:1514:C:C6	2.30	0.67
36:DA:1227:G:OP1	53:DU:13:LYS:HD3	1.94	0.67
39:DD:161:THR:O	39:DD:196:VAL:HG23	1.93	0.67
40:DE:65:GLY:HA2	40:DE:70:ALA:HB2	1.76	0.67
41:DF:9:ILE:HG22	41:DF:11:VAL:O	1.94	0.67
49:DQ:60:ARG:HB2	49:DQ:60:ARG:NH1	2.09	0.67
1:AA:1238:A:C8	1:AA:1303:C:H1'	2.29	0.67
3:AC:75:VAL:O	3:AC:83:ARG:HG2	1.94	0.67
10:AJ:6:ILE:HG22	10:AJ:98:ILE:HG13	1.74	0.67
24:AX:21:A2M:HM'2	24:AX:22:A:OP1	1.92	0.67
36:BA:322:A:H3'	41:BF:169:ASN:ND2	2.08	0.67
36:BA:2036:C:H5'	36:BA:2036:C:C6	2.28	0.67
40:BE:64:LYS:C	40:BE:66:HIS:H	1.93	0.67
54:BV:52:VAL:CG1	54:BV:55:ALA:HB3	2.24	0.67
31:D5:43:HIS:HD2	36:DA:2815:C:O2'	1.77	0.67
34:D8:33:ASN:H	34:D8:33:ASN:HD22	1.42	0.67
36:DA:221:A:H61	36:DA:265:A:H8	1.42	0.67
36:DA:903:C:H2'	36:DA:904:C:H5'	1.76	0.67
36:DA:1027:A:C2	36:DA:2488:A:H5'	2.29	0.67
36:DA:1053:C:O2'	45:DJ:32:UNK:N	2.27	0.67
36:DA:2724:C:P	50:DR:2:ARG:HH21	2.17	0.67
49:DQ:12:GLN:HG2	49:DQ:73:PRO:HD2	1.74	0.67
50:DR:100:LEU:HD21	50:DR:111:LEU:HB2	1.76	0.67
56:DX:84:ALA:HB3	56:DX:87:GLN:OE1	1.92	0.67
58:DZ:100:VAL:O	58:DZ:101:PRO:O	2.12	0.67
1:AA:950:U:H3'	13:AM:102:ARG:NH2	2.09	0.67
2:AB:17:PHE:CD2	2:AB:44:LEU:HD11	2.25	0.67
4:AD:79:PHE:HD2	4:AD:207:TYR:HD2	1.39	0.67
16:AP:22:THR:HA	16:AP:33:ILE:HG12	1.76	0.67
19:AS:16:LEU:HB3	19:AS:20:LEU:HG	1.76	0.67
36:BA:557:U:H2'	36:BA:558:G:H8	1.60	0.67
36:BA:1388:G:O2'	36:BA:1389:G:H5'	1.92	0.67
39:BD:8:PRO:HB3	39:BD:14:ARG:HB2	1.76	0.67
42:BG:37:VAL:HG12	42:BG:94:LEU:HD12	1.75	0.67
44:BI:69:LYS:HG3	44:BI:136:VAL:HB	1.76	0.67
44:BI:77:LEU:HG	44:BI:79:ILE:HG12	1.75	0.67
45:BJ:28:UNK:CB	45:BJ:82:UNK:HA	2.24	0.67
47:BO:119:PRO:HB2	52:BT:68:TYR:CE2	2.28	0.67

Continued on next page...

Continued from previous page...

Atom-1	Atom-2	Interatomic distance (Å)	Clash overlap (Å)
1:CA:148:G:O2'	1:CA:149:A:H5'	1.94	0.67
1:CA:736:C:H2'	1:CA:737:A:C8	2.30	0.67
3:CC:141:VAL:HG11	3:CC:202:ILE:HD12	1.76	0.67
4:CD:59:ARG:HE	4:CD:59:ARG:CA	2.00	0.67
6:CF:82:ARG:HB2	6:CF:85:VAL:HG23	1.76	0.67
14:CN:27:CYS:SG	14:CN:29:ARG:HB2	2.34	0.67
17:CQ:21:VAL:HG21	17:CQ:59:ILE:HD11	1.75	0.67
59:CX:20:A2M:H5''	25:CY:84:TYR:CG	2.28	0.67
33:D7:8:ASN:ND2	33:D7:10:ARG:H	1.93	0.67
36:DA:1654:A:OP2	50:DR:3:HIS:HB2	1.95	0.67
36:DA:2096:U:H2'	36:DA:2097:C:C6	2.30	0.67
36:DA:2334:G:N3	51:DS:18:ILE:HD12	2.09	0.67
41:DF:65:TRP:HZ3	41:DF:73:ALA:O	1.77	0.67
44:DI:93:THR:HG22	44:DI:116:LEU:CD1	2.25	0.67
48:DP:58:THR:C	48:DP:61:ARG:HE	1.97	0.67
1:AA:194:C:C2'	1:AA:195:A:H5''	2.25	0.67
1:AA:1152:A:H2'	1:AA:1153:C:C6	2.29	0.67
3:AC:70:VAL:O	3:AC:105:GLU:HA	1.95	0.67
5:AE:36:ASP:O	5:AE:37:ARG:HG3	1.94	0.67
9:AI:17:VAL:HG22	9:AI:63:ILE:HD13	1.75	0.67
13:AM:9:ILE:HG21	13:AM:11:ARG:NH2	2.07	0.67
14:AN:27:CYS:SG	14:AN:29:ARG:HB2	2.35	0.67
41:BF:200:GLU:O	41:BF:203:GLN:HB2	1.94	0.67
42:BG:91:ARG:HD2	42:BG:92:VAL:N	2.08	0.67
46:BN:2:LYS:HZ2	53:BU:95:LEU:HD21	1.59	0.67
48:BP:79:ARG:HG3	48:BP:110:TYR:HB2	1.75	0.67
50:BR:93:GLY:O	50:BR:117:VAL:HG21	1.94	0.67
58:BZ:149:SER:HB3	58:BZ:173:ALA:HA	1.77	0.67
1:CA:1116:C:H2'	1:CA:1117:G:H5''	1.75	0.67
11:CK:48:ILE:HD11	11:CK:64:ALA:HA	1.74	0.67
23:CW:55:U:H4'	38:DC:168:LYS:HE2	1.76	0.67
59:CX:19:OMU:O2	59:CX:19:OMU:H2'	1.93	0.67
36:DA:1286:A:C2'	36:DA:1288:U:OP2	2.42	0.67
36:DA:2103:C:H2'	36:DA:2104:G:H5''	1.76	0.67
36:DA:2757:A:N1	43:DH:67:LEU:HD22	2.09	0.67
42:DG:34:LEU:CD1	42:DG:35:GLU:H	2.07	0.67
44:DI:69:LYS:HG3	44:DI:136:VAL:HB	1.76	0.67
47:DO:35:VAL:HG11	47:DO:103:ALA:HB3	1.75	0.67
58:DZ:100:VAL:O	58:DZ:124:ILE:HG12	1.94	0.67
20:AT:75:ASN:N	20:AT:75:ASN:ND2	2.39	0.67
25:AY:57:SER:HB2	25:AY:84:TYR:CZ	2.29	0.67

Continued on next page...

Continued from previous page...

Atom-1	Atom-2	Interatomic distance (Å)	Clash overlap (Å)
36:BA:1015:G:H5'	36:BA:1015:G:H8	1.59	0.67
36:BA:2103:C:H2'	36:BA:2104:G:H5''	1.77	0.67
40:BE:44:TYR:O	40:BE:45:THR:HB	1.94	0.67
41:BF:164:ARG:HH11	41:BF:164:ARG:HG2	1.59	0.67
44:BI:6:LEU:O	44:BI:15:VAL:HG12	1.95	0.67
44:BI:68:LEU:HD23	44:BI:136:VAL:HG11	1.76	0.67
44:BI:69:LYS:HE2	44:BI:135:GLU:O	1.93	0.67
46:BN:19:GLU:HG3	46:BN:20:GLY:N	2.10	0.67
58:BZ:149:SER:CB	58:BZ:173:ALA:HA	2.24	0.67
1:CA:1060:C:C4	3:CC:2:GLY:HA2	2.29	0.67
2:CB:164:VAL:O	2:CB:186:ALA:HB1	1.94	0.67
9:CI:53:VAL:CG2	9:CI:55:ALA:H	2.07	0.67
25:CZ:26:LYS:HD2	25:CZ:60:ILE:HD12	1.76	0.67
36:DA:1846:G:H8	36:DA:1846:G:H5'	1.58	0.67
36:DA:1958:C:O2'	36:DA:1959:G:H5'	1.94	0.67
38:DC:21:TYR:HB2	38:DC:225:ILE:HG22	1.76	0.67
42:DG:114:ILE:HB	42:DG:140:ILE:HD13	1.75	0.67
43:DH:85:LYS:HG3	43:DH:141:VAL:HG12	1.76	0.67
44:DI:90:GLY:O	44:DI:91:SER:HB3	1.95	0.67
51:DS:59:LYS:HG2	51:DS:60:GLY:N	2.10	0.67
55:DW:12:ILE:HD13	55:DW:17:VAL:HG22	1.76	0.67
57:DY:54:LYS:NZ	57:DY:54:LYS:HB3	2.10	0.67
58:DZ:108:PRO:CB	58:DZ:144:LEU:H	2.08	0.67
1:AA:1129:C:H5''	1:AA:1139:G:O6	1.94	0.67
4:AD:7:PRO:HB2	4:AD:10:ARG:HD2	1.76	0.67
5:AE:31:LEU:HD21	5:AE:43:LEU:HD11	1.77	0.67
19:AS:11:VAL:CG2	19:AS:16:LEU:HD11	2.25	0.67
26:B0:20:ARG:HD2	26:B0:20:ARG:H	1.59	0.67
28:B2:37:PHE:O	28:B2:41:ILE:HG23	1.95	0.67
30:B4:16:CYS:HB3	30:B4:20:ASN:O	1.93	0.67
36:BA:1187:G:H5''	54:BV:81:TYR:CE2	2.29	0.67
36:BA:1210:A:H5''	36:BA:1212:G:O4'	1.95	0.67
36:BA:2555:U:H2'	36:BA:2556:C:H5'	1.75	0.67
36:BA:2784:C:H1'	40:BE:37:ARG:HH12	1.60	0.67
36:BA:2822:G:H2'	36:BA:2823:A:H5''	1.76	0.67
39:BD:94:LEU:HD23	39:BD:95:LEU:N	2.09	0.67
41:BF:9:ILE:HA	41:BF:13:SER:O	1.94	0.67
44:BI:101:LEU:HB3	44:BI:109:ILE:HG13	1.74	0.67
47:BO:47:ILE:HG23	47:BO:48:PRO:HD2	1.76	0.67
50:BR:22:ARG:O	50:BR:26:LYS:HG3	1.95	0.67
54:BV:18:LEU:CD1	54:BV:19:LYS:H	2.07	0.67

Continued on next page...

Continued from previous page...

Atom-1	Atom-2	Interatomic distance (Å)	Clash overlap (Å)
58:BZ:30:ASN:O	58:BZ:32:HIS:N	2.27	0.67
58:BZ:79:ARG:O	58:BZ:80:ARG:HB2	1.94	0.67
2:CB:178:ARG:NH2	8:CH:74:PRO:HG3	2.09	0.67
29:D3:19:GLN:HE22	29:D3:52:HIS:CE1	2.13	0.67
36:DA:621:A:H2'	36:DA:622:G:H5'	1.76	0.67
36:DA:962:G:O2'	36:DA:963:U:H5'	1.95	0.67
37:DB:70:C:H2'	37:DB:71:C:H6	1.60	0.67
39:DD:210:GLY:O	39:DD:211:ARG:HB3	1.94	0.67
46:DN:120:LEU:HD21	46:DN:122:VAL:HG23	1.75	0.67
57:DY:75:ILE:HG13	57:DY:79:CYS:O	1.94	0.67
1:AA:955:U:H1'	1:AA:1227:A:H61	1.60	0.67
5:AE:96:PRO:HA	5:AE:117:ASP:OD2	1.94	0.67
8:AH:5:PRO:O	8:AH:8:ASP:HB3	1.95	0.67
16:AP:28:ARG:HH11	16:AP:28:ARG:HG2	1.60	0.67
36:BA:360:G:O2'	36:BA:361:G:H5'	1.95	0.67
36:BA:1146:C:O2'	36:BA:1147:C:H5'	1.94	0.67
36:BA:1485:G:H2'	36:BA:1486:A:C8	2.30	0.67
36:BA:2512:C:H4'	40:BE:122:PHE:CE2	2.30	0.67
38:BC:21:TYR:HB2	38:BC:225:ILE:HG22	1.77	0.67
42:BG:67:LYS:NZ	42:BG:67:LYS:H	1.92	0.67
48:BP:21:ARG:HD3	48:BP:29:LYS:HE3	1.77	0.67
58:BZ:48:PHE:CD1	58:BZ:52:SER:HA	2.30	0.67
1:CA:1409:C:H4'	36:DA:1915:U:O4	1.95	0.67
8:CH:64:LYS:HG2	8:CH:79:VAL:HG21	1.77	0.67
23:CV:2:G:H5''	26:D0:8:GLY:HA2	1.77	0.67
34:D8:26:LYS:HZ3	34:D8:47:LYS:HD3	1.58	0.67
34:D8:61:LEU:N	34:D8:63:PRO:HD2	2.09	0.67
36:DA:889:C:H1'	36:DA:890:A:O4'	1.95	0.67
36:DA:1280:G:C2'	36:DA:1281:G:H5''	2.25	0.67
36:DA:1713:U:O2'	36:DA:1714:G:H5'	1.94	0.67
37:DB:56:G:H4'	37:DB:57:A:H8	1.59	0.67
58:DZ:39:VAL:O	58:DZ:39:VAL:HG23	1.93	0.67
1:AA:303:A:OP1	12:AL:17:LYS:HE3	1.94	0.67
1:AA:473:G:C5'	16:AP:81:ARG:HE	2.04	0.67
1:AA:1054:C:C2'	1:AA:1055:A:H5''	2.25	0.67
3:AC:86:VAL:O	3:AC:89:GLU:HB3	1.94	0.67
24:AX:22:A:H2'	24:AX:22:A:N3	2.10	0.67
27:B1:8:SER:HB3	27:B1:66:HIS:NE2	2.10	0.67
33:B7:43:THR:HG23	33:B7:44:PRO:HD2	1.77	0.67
34:B8:39:LYS:O	34:B8:43:GLN:HG3	1.95	0.67
36:BA:158:U:H3'	36:BA:158:U:O2	1.94	0.67

Continued on next page...

Continued from previous page...

Atom-1	Atom-2	Interatomic distance (Å)	Clash overlap (Å)
36:BA:221:A:H61	36:BA:265:A:H8	1.41	0.67
36:BA:1286:A:C2'	36:BA:1288:U:OP2	2.42	0.67
38:BC:41:THR:HG22	38:BC:175:PRO:HB2	1.75	0.67
38:BC:166:ASN:HB3	38:BC:172:ILE:CB	2.24	0.67
44:BI:90:GLY:O	44:BI:91:SER:HB3	1.95	0.67
48:BP:66:GLY:O	48:BP:67:MET:HB3	1.95	0.67
56:BX:84:ALA:HB3	56:BX:87:GLN:OE1	1.95	0.67
57:BY:81:LYS:HG2	57:BY:97:ARG:CB	2.25	0.67
3:CC:70:VAL:HG12	3:CC:72:LYS:H	1.60	0.67
4:CD:120:LEU:HB3	4:CD:126:ILE:HD11	1.75	0.67
59:CX:16:A:H2'	59:CX:17:U:C6	2.30	0.67
28:D2:17:SER:O	28:D2:21:LEU:HG	1.95	0.67
36:DA:2292:C:O2'	36:DA:2293:C:H5'	1.94	0.67
36:DA:2784:C:H1'	40:DE:37:ARG:HH12	1.58	0.67
46:DN:10:GLU:HG3	46:DN:11:PRO:HD2	1.77	0.67
46:DN:19:GLU:HG3	46:DN:20:GLY:N	2.08	0.67
48:DP:88:LEU:HD22	48:DP:114:ILE:CD1	2.24	0.67
52:DT:102:ILE:O	52:DT:106:SER:HB3	1.94	0.67
54:DV:21:ARG:HB3	54:DV:91:TYR:HB2	1.74	0.67
57:DY:57:GLN:HG2	57:DY:58:GLY:H	1.60	0.67
58:DZ:44:PHE:CE2	58:DZ:86:VAL:HG11	2.30	0.67
2:AB:164:VAL:O	2:AB:186:ALA:HB1	1.94	0.67
2:AB:167:PRO:HD2	2:AB:188:ALA:HB2	1.76	0.67
9:AI:53:VAL:CG2	9:AI:55:ALA:H	2.07	0.67
24:AX:17:U:H2'	24:AX:18:G:C8	2.30	0.67
25:AY:52:LEU:HB3	25:AY:55:PHE:HB2	1.77	0.67
36:BA:2463:C:O2'	36:BA:2464:C:H5'	1.95	0.67
42:BG:158:ALA:O	42:BG:159:VAL:HB	1.95	0.67
43:BH:83:TYR:HD1	43:BH:135:GLY:O	1.78	0.67
44:BI:73:GLU:HB2	44:BI:137:PRO:HG2	1.76	0.67
44:BI:98:ALA:CA	44:BI:109:ILE:HG21	2.20	0.67
48:BP:108:LYS:C	48:BP:110:TYR:H	1.97	0.67
51:BS:77:ALA:O	51:BS:79:ALA:N	2.28	0.67
52:BT:24:PRO:HA	52:BT:49:VAL:HG13	1.77	0.67
53:BU:112:ARG:NH1	54:BV:46:VAL:HG11	2.10	0.67
57:BY:2:ARG:CZ	57:BY:3:VAL:HG23	2.25	0.67
11:CK:99:GLN:HG2	11:CK:105:VAL:HG11	1.76	0.67
13:CM:9:ILE:HD13	42:DG:146:TYR:CE2	2.29	0.67
13:CM:66:LEU:N	13:CM:70:LEU:HB2	2.10	0.67
28:D2:45:SER:O	28:D2:46:GLN:NE2	2.28	0.67
30:D4:1:MET:HG3	42:DG:66:GLN:HA	1.75	0.67

Continued on next page...

Continued from previous page...

Atom-1	Atom-2	Interatomic distance (Å)	Clash overlap (Å)
36:DA:360:G:O2'	36:DA:361:G:H5'	1.95	0.67
36:DA:903:C:C2'	36:DA:904:C:H5'	2.25	0.67
36:DA:1486:A:H61	36:DA:1504:C:H42	1.43	0.67
36:DA:2315:G:H2'	36:DA:2316:C:C6	2.30	0.67
40:DE:98:PRO:HD3	40:DE:175:VAL:CG1	2.24	0.67
40:DE:98:PRO:HD3	40:DE:175:VAL:HG13	1.76	0.67
50:DR:79:LEU:HA	50:DR:83:ILE:HG12	1.77	0.67
58:DZ:103:ARG:O	58:DZ:139:VAL:HB	1.95	0.67
10:AJ:6:ILE:O	10:AJ:6:ILE:HD12	1.94	0.67
29:B3:6:VAL:HB	29:B3:54:VAL:HG11	1.76	0.67
32:B6:11:LEU:HD13	32:B6:11:LEU:H	1.60	0.67
36:BA:154(A):C:H5''	36:BA:155:U:H5''	1.77	0.67
36:BA:1280:G:C2'	36:BA:1281:G:H5''	2.25	0.67
36:BA:2206:G:H21	36:BA:2207:G:H5'	1.57	0.67
43:BH:71:LEU:O	43:BH:71:LEU:HD23	1.94	0.67
43:BH:136:ILE:HD12	43:BH:136:ILE:N	2.10	0.67
44:BI:123:LEU:CD1	44:BI:144:VAL:HG22	2.25	0.67
48:BP:79:ARG:O	48:BP:110:TYR:HB3	1.95	0.67
54:BV:46:VAL:HG22	54:BV:47:VAL:N	2.10	0.67
54:BV:49:THR:HB	54:BV:50:PRO:CD	2.25	0.67
1:CA:1385:G:O2'	1:CA:1386:G:H5'	1.95	0.67
13:CM:6:GLY:C	13:CM:8:GLU:H	1.98	0.67
17:CQ:86:GLU:O	17:CQ:90:ILE:HG12	1.95	0.67
25:CZ:4:ILE:HG13	25:CZ:76:LEU:HG	1.77	0.67
34:D8:30:ARG:CZ	36:DA:2419:U:O4	2.42	0.67
48:DP:48:PRO:HG2	48:DP:49:ARG:H	1.60	0.67
58:DZ:30:ASN:HA	58:DZ:89:PHE:CE1	2.29	0.67
1:AA:1239:A:H62	1:AA:1299:A:H62	1.41	0.66
3:AC:18:TRP:HE3	3:AC:18:TRP:N	1.93	0.66
36:BA:1506:C:H2'	36:BA:1506:C:O2	1.94	0.66
41:BF:9:ILE:HG22	41:BF:11:VAL:O	1.95	0.66
48:BP:48:PRO:HG2	48:BP:49:ARG:H	1.60	0.66
52:BT:102:ILE:HB	52:BT:110:ILE:CD1	2.25	0.66
58:BZ:30:ASN:OD1	58:BZ:90:VAL:HB	1.95	0.66
1:CA:345:C:H3'	52:DT:41:ARG:NH2	2.10	0.66
1:CA:376:G:OP2	16:CP:67:THR:HG21	1.94	0.66
1:CA:627:G:H2'	1:CA:628:G:H8	1.61	0.66
23:CV:39:C:H2'	23:CV:40:C:H6	1.59	0.66
27:D1:34:THR:HG21	27:D1:37:ILE:HG13	1.77	0.66
36:DA:662:G:P	48:DP:18:ARG:HD2	2.34	0.66
36:DA:1210:A:H5''	36:DA:1212:G:O4'	1.95	0.66

Continued on next page...

Continued from previous page...

Atom-1	Atom-2	Interatomic distance (Å)	Clash overlap (Å)
40:DE:78:LEU:C	40:DE:79:ARG:HD2	2.15	0.66
41:DF:9:ILE:HA	41:DF:13:SER:O	1.94	0.66
42:DG:72:ARG:CZ	42:DG:86:MET:HG2	2.25	0.66
44:DI:41:GLU:O	44:DI:45:LYS:HG2	1.94	0.66
49:DQ:109:VAL:HG13	49:DQ:113:GLN:OE1	1.95	0.66
1:AA:1116:C:H2'	1:AA:1117:G:H5''	1.76	0.66
1:AA:1194:U:H2'	1:AA:1195:C:H6	1.61	0.66
1:AA:1250:A:H4'	9:AI:68:GLY:N	2.11	0.66
1:AA:1385:G:O2'	1:AA:1386:G:H5'	1.94	0.66
12:AL:20:LYS:H	12:AL:20:LYS:CD	2.07	0.66
19:AS:11:VAL:HG22	19:AS:16:LEU:HD11	1.76	0.66
20:AT:90:GLN:O	20:AT:93:GLU:HB3	1.95	0.66
24:AX:20:A2M:H4'	25:AY:84:TYR:CE2	2.30	0.66
25:AY:59:ARG:CD	25:AY:65:ARG:NH2	2.58	0.66
32:B6:43:CYS:C	32:B6:44:ARG:HG3	2.16	0.66
36:BA:298:G:H5'	36:BA:299:A:OP1	1.95	0.66
36:BA:991:C:H5'	36:BA:991:C:H6	1.59	0.66
40:BE:92:THR:O	40:BE:95:ILE:HG12	1.95	0.66
52:BT:90:GLN:HG3	52:BT:124:ASP:OD2	1.95	0.66
1:CA:1211:U:H5'	1:CA:1212:U:OP1	1.94	0.66
13:CM:94:ARG:HE	19:CS:81:ARG:HB2	1.59	0.66
36:DA:1146:C:O2'	36:DA:1147:C:H5'	1.95	0.66
44:DI:6:LEU:O	44:DI:15:VAL:HG12	1.95	0.66
44:DI:74:ASN:HD22	44:DI:74:ASN:N	1.92	0.66
54:DV:39:LEU:O	54:DV:40:LEU:HB2	1.94	0.66
1:AA:59:A:H3'	1:AA:331:G:H22	1.61	0.66
5:AE:78:HIS:CE1	5:AE:142:LEU:HA	2.30	0.66
12:AL:25:PRO:C	12:AL:27:LEU:N	2.48	0.66
12:AL:110:VAL:HG21	12:AL:120:TYR:HD2	1.61	0.66
19:AS:31:ILE:HG23	19:AS:49:ILE:HA	1.77	0.66
36:BA:903:C:C2'	36:BA:904:C:H5'	2.24	0.66
37:BB:87:G:C3'	37:BB:88:C:H5''	2.25	0.66
42:BG:71:THR:HG22	42:BG:89:GLY:O	1.95	0.66
42:BG:141:PHE:O	42:BG:144:ILE:HG22	1.94	0.66
46:BN:40:PRO:HB3	53:BU:68:ALA:HB2	1.76	0.66
46:BN:58:ASP:C	46:BN:60:ILE:H	1.98	0.66
51:BS:64:GLU:HA	51:BS:67:ARG:CG	2.25	0.66
1:CA:80:G:H22	1:CA:90:U:H5'	1.60	0.66
1:CA:1432:G:H1'	1:CA:1469:G:H22	1.59	0.66
16:CP:20:VAL:HG21	16:CP:32:TYR:CB	2.24	0.66
36:DA:1286:A:H2'	36:DA:1288:U:OP2	1.95	0.66

Continued on next page...

Continued from previous page...

Atom-1	Atom-2	Interatomic distance (Å)	Clash overlap (Å)
36:DA:1876:A:H2'	36:DA:1877:A:C8	2.30	0.66
36:DA:2340:G:O2'	36:DA:2341:G:H5'	1.95	0.66
36:DA:2523:G:H2'	36:DA:2524:G:C5'	2.25	0.66
37:DB:75:G:H21	58:DZ:85:HIS:CE1	2.13	0.66
40:DE:11:MET:HB3	40:DE:24:THR:HA	1.76	0.66
41:DF:39:TRP:O	41:DF:43:LYS:HG2	1.95	0.66
48:DP:16:ARG:HD3	48:DP:18:ARG:N	2.08	0.66
56:DX:57:LEU:CD1	56:DX:78:LYS:HG2	2.26	0.66
57:DY:84:ARG:HH21	57:DY:97:ARG:NE	1.94	0.66
2:AB:165:VAL:HG23	2:AB:166:ASP:N	2.09	0.66
8:AH:88:LYS:HB3	8:AH:89:PRO:HD2	1.77	0.66
10:AJ:13:HIS:HB3	10:AJ:68:HIS:NE2	2.10	0.66
18:AR:87:ARG:HB3	18:AR:87:ARG:NH1	2.10	0.66
25:AZ:171:THR:HG22	25:AZ:172:ASP:OD1	1.94	0.66
28:B2:46:GLN:N	28:B2:49:LYS:HZ2	1.93	0.66
34:B8:48:PHE:O	34:B8:49:VAL:HG13	1.95	0.66
36:BA:2577:A:H5''	36:BA:2578:G:H5'	1.78	0.66
42:BG:51:ARG:HA	42:BG:51:ARG:NE	2.10	0.66
46:BN:23:LEU:HD12	46:BN:99:LEU:HD23	1.76	0.66
48:BP:144:GLU:N	48:BP:145:PRO:HD3	2.11	0.66
51:BS:67:ARG:HA	51:BS:67:ARG:HH11	1.61	0.66
52:BT:3:ARG:C	52:BT:5:ALA:N	2.44	0.66
1:CA:1369:C:H2'	1:CA:1370:G:C8	2.30	0.66
10:CJ:32:ALA:H	10:CJ:78:ASN:HD21	1.41	0.66
11:CK:120:ARG:HG3	11:CK:126:ARG:HD3	1.77	0.66
36:DA:755:C:H2'	36:DA:756:C:C6	2.31	0.66
36:DA:812:C:H5'	48:DP:25:SER:HB2	1.75	0.66
36:DA:1719:G:O2'	36:DA:1720:U:H5'	1.94	0.66
36:DA:1721:G:H2'	36:DA:1741:A:H61	1.60	0.66
36:DA:2716:U:O2'	36:DA:2717:G:H5'	1.95	0.66
40:DE:118:LYS:H	40:DE:121:ASN:H	1.40	0.66
43:DH:30:LYS:HE3	43:DH:81:GLU:CG	2.25	0.66
50:DR:70:LEU:O	50:DR:72:ASP:N	2.26	0.66
52:DT:24:PRO:HA	52:DT:49:VAL:HG13	1.77	0.66
1:AA:501:C:H2'	1:AA:502:G:H8	1.60	0.66
3:AC:83:ARG:O	3:AC:86:VAL:HG22	1.95	0.66
34:B8:61:LEU:C	34:B8:63:PRO:HD2	2.16	0.66
36:BA:1536:C:H2'	36:BA:1537:G:O4'	1.95	0.66
42:BG:39:ILE:HD13	42:BG:60:LEU:HD21	1.77	0.66
44:BI:111:PRO:HB2	44:BI:112:LYS:HD2	1.76	0.66
56:BX:80:ILE:HD13	56:BX:80:ILE:O	1.96	0.66

Continued on next page...

Continued from previous page...

Atom-1	Atom-2	Interatomic distance (Å)	Clash overlap (Å)
1:CA:375:U:H4'	16:CP:17:TYR:CE2	2.24	0.66
5:CE:11:ILE:CG2	5:CE:105:VAL:HG22	2.24	0.66
5:CE:106:PRO:O	5:CE:110:LEU:HG	1.96	0.66
6:CF:60:PHE:C	6:CF:61:LEU:HD12	2.16	0.66
8:CH:1:MET:HE3	8:CH:3:THR:HG23	1.76	0.66
8:CH:5:PRO:O	8:CH:8:ASP:HB3	1.94	0.66
11:CK:21:ILE:HD12	11:CK:21:ILE:N	2.11	0.66
20:CT:44:ALA:HB3	20:CT:91:LEU:HD12	1.76	0.66
20:CT:90:GLN:O	20:CT:93:GLU:HB3	1.94	0.66
32:D6:12:GLU:HG2	32:D6:23:THR:HG22	1.75	0.66
36:DA:1280:G:H2'	36:DA:1281:G:H5''	1.77	0.66
37:DB:27:C:H5'	51:DS:34:HIS:NE2	2.10	0.66
40:DE:34:VAL:O	40:DE:34:VAL:HG22	1.95	0.66
41:DF:200:GLU:O	41:DF:203:GLN:HB2	1.95	0.66
42:DG:16:ARG:O	42:DG:20:ILE:HB	1.94	0.66
44:DI:73:GLU:HB2	44:DI:137:PRO:HG2	1.77	0.66
48:DP:79:ARG:HG3	48:DP:110:TYR:HB2	1.75	0.66
51:DS:97:ARG:NH2	51:DS:98:VAL:HA	2.10	0.66
53:DU:112:ARG:NH1	54:DV:46:VAL:HG11	2.11	0.66
57:DY:7:VAL:HB	57:DY:8:LYS:HD2	1.76	0.66
58:DZ:97:GLU:O	58:DZ:98:MET:HB3	1.95	0.66
1:AA:1060:C:H4'	10:AJ:52:GLY:N	2.10	0.66
2:AB:61:LEU:HD12	2:AB:66:GLY:HA3	1.77	0.66
20:AT:44:ALA:HB3	20:AT:91:LEU:HD12	1.78	0.66
36:BA:812:C:H5'	48:BP:25:SER:HB2	1.77	0.66
36:BA:889:C:H1'	36:BA:890:A:O4'	1.95	0.66
36:BA:1375:C:H2'	36:BA:1376:C:H6	1.59	0.66
36:BA:1486:A:H61	36:BA:1504:C:H42	1.43	0.66
36:BA:2136:C:N4	36:BA:2155:G:H1	1.94	0.66
36:BA:2315:G:H2'	36:BA:2316:C:C6	2.31	0.66
40:BE:34:VAL:O	40:BE:34:VAL:HG22	1.94	0.66
46:BN:43:THR:HB	46:BN:46:VAL:CG1	2.26	0.66
48:BP:64:LYS:C	48:BP:66:GLY:H	1.99	0.66
52:BT:34:VAL:O	52:BT:35:LYS:HB3	1.95	0.66
54:BV:35:LEU:O	54:BV:37:VAL:N	2.29	0.66
56:BX:57:LEU:CD1	56:BX:78:LYS:HG2	2.25	0.66
57:BY:42:VAL:HG21	57:BY:67:LEU:HD13	1.78	0.66
57:BY:57:GLN:HG2	57:BY:58:GLY:H	1.61	0.66
1:CA:1239:A:H62	1:CA:1299:A:H62	1.43	0.66
7:CG:78:ARG:O	7:CG:79:ARG:HB2	1.96	0.66
19:CS:16:LEU:HB3	19:CS:20:LEU:HG	1.78	0.66

Continued on next page...

Continued from previous page...

Atom-1	Atom-2	Interatomic distance (Å)	Clash overlap (Å)
31:D5:3:LYS:HZ3	36:DA:2614:A:H5'	1.59	0.66
36:DA:1215:G:O2'	36:DA:1216:G:H5'	1.95	0.66
36:DA:2134:A:H1'	36:DA:2159:G:N2	2.06	0.66
36:DA:2875:C:H4'	52:DT:5:ALA:HB2	1.76	0.66
39:DD:32:SER:C	39:DD:36:PRO:HD3	2.16	0.66
39:DD:46:GLN:N	39:DD:46:GLN:OE1	2.29	0.66
42:DG:43:LEU:HD11	42:DG:90:LEU:HD22	1.76	0.66
42:DG:44:GLY:H	42:DG:88:ILE:CG2	2.08	0.66
42:DG:100:TRP:O	42:DG:102:PHE:N	2.28	0.66
42:DG:158:ALA:O	42:DG:159:VAL:HG23	1.96	0.66
51:DS:83:LYS:O	51:DS:105:ALA:HB3	1.96	0.66
1:AA:1060:C:H4'	10:AJ:51:ARG:HB3	1.78	0.66
1:AA:1194:U:H2'	1:AA:1195:C:C6	2.31	0.66
1:AA:1226:C:H2'	13:AM:103:THR:HB	1.78	0.66
25:AY:59:ARG:HD2	25:AY:65:ARG:CZ	2.25	0.66
27:B1:53:VAL:HG23	27:B1:74:VAL:HG13	1.78	0.66
28:B2:46:GLN:H	28:B2:49:LYS:NZ	1.94	0.66
30:B4:6:HIS:HB3	42:BG:65:GLY:O	1.96	0.66
34:B8:58:ILE:HG22	48:BP:49:ARG:HD2	1.76	0.66
36:BA:942:G:OP1	48:BP:35:HIS:HB3	1.95	0.66
36:BA:958:U:OP2	49:BQ:14:ARG:NH1	2.28	0.66
36:BA:1329:U:H5''	36:BA:1330:C:H5	1.61	0.66
36:BA:1336:A:H2'	36:BA:1337:G:C8	2.31	0.66
52:BT:106:SER:HB2	52:BT:110:ILE:HD11	1.76	0.66
1:CA:473:G:O2'	1:CA:474:G:H5'	1.95	0.66
1:CA:1054:C:H2'	1:CA:1055:A:H5''	1.78	0.66
1:CA:1226:C:O2'	13:CM:111:LYS:NZ	2.27	0.66
2:CB:165:VAL:HG23	2:CB:166:ASP:N	2.08	0.66
10:CJ:4:ILE:HD12	10:CJ:4:ILE:H	1.61	0.66
26:D0:70:GLN:HE21	26:D0:80:HIS:HE2	1.42	0.66
30:D4:14:ILE:HD12	30:D4:14:ILE:N	2.09	0.66
34:D8:39:LYS:O	34:D8:43:GLN:HG3	1.95	0.66
36:DA:2180:U:H2'	36:DA:2181:G:C8	2.31	0.66
40:DE:5:LEU:HB2	40:DE:51:PHE:CD2	2.30	0.66
52:DT:129:ARG:HH12	52:DT:131:ALA:HA	1.59	0.66
58:DZ:58:VAL:HA	58:DZ:67:LEU:O	1.95	0.66
58:DZ:99:TYR:HA	58:DZ:125:LEU:HA	1.77	0.66
1:AA:1442(A):G:H2'	52:BT:118:ARG:HD2	1.76	0.66
2:AB:52:GLU:CG	2:AB:56:ARG:HH12	2.08	0.66
2:AB:75:LYS:HA	2:AB:78:GLN:HG3	1.78	0.66
22:AV:6:G:H1	22:AV:67:C:H42	1.44	0.66

Continued on next page...

Continued from previous page...

Atom-1	Atom-2	Interatomic distance (Å)	Clash overlap (Å)
27:B1:5:CYS:SG	27:B1:62:VAL:HG23	2.35	0.66
36:BA:176:G:O2'	36:BA:177:G:H5'	1.96	0.66
36:BA:769:G:O2'	36:BA:770:G:H5'	1.95	0.66
36:BA:2524:G:H8	36:BA:2524:G:H5'	1.59	0.66
40:BE:5:LEU:HB2	40:BE:51:PHE:CD2	2.31	0.66
44:BI:113:ARG:HB3	44:BI:113:ARG:NH1	2.11	0.66
2:CB:20:GLU:O	2:CB:39:ILE:HG23	1.96	0.66
2:CB:102:LEU:HD12	2:CB:102:LEU:N	2.11	0.66
5:CE:11:ILE:HG21	5:CE:105:VAL:HG22	1.75	0.66
16:CP:67:THR:HG22	16:CP:68:ASP:H	1.61	0.66
36:DA:999:U:H5''	36:DA:1154:G:O6	1.95	0.66
36:DA:2523:G:H2'	36:DA:2524:G:H5'	1.78	0.66
52:DT:3:ARG:C	52:DT:5:ALA:N	2.45	0.66
52:DT:6:LEU:HD23	52:DT:9:LEU:HD12	1.77	0.66
58:DZ:121:HIS:HB2	58:DZ:169:GLU:OE2	1.96	0.66
1:AA:336:C:H2'	1:AA:337:C:H6	1.60	0.66
2:AB:42:ILE:HD13	2:AB:203:GLY:HA2	1.78	0.66
5:AE:11:ILE:HG21	5:AE:105:VAL:HG22	1.78	0.66
8:AH:86:ILE:HG21	8:AH:133:LEU:HD22	1.77	0.66
28:B2:10:LEU:HB3	28:B2:14:ARG:HH12	1.59	0.66
28:B2:47:ASN:O	28:B2:49:LYS:N	2.29	0.66
36:BA:1215:G:O2'	36:BA:1216:G:H5'	1.95	0.66
41:BF:22:ALA:HB1	41:BF:26:ALA:HB1	1.76	0.66
44:BI:41:GLU:O	44:BI:45:LYS:HG2	1.94	0.66
1:CA:1129:C:H5''	1:CA:1139:G:O6	1.95	0.66
1:CA:1194:U:H2'	1:CA:1195:C:C6	2.30	0.66
1:CA:1281:U:H5'	1:CA:1282:C:C5	2.30	0.66
1:CA:1346:A:C5'	9:CI:120:ARG:HH12	2.06	0.66
3:CC:83:ARG:O	3:CC:86:VAL:HG22	1.95	0.66
26:D0:36:ILE:HG23	36:DA:2354:G:O2'	1.96	0.66
36:DA:1257:C:H4'	41:DF:83:PHE:CE1	2.31	0.66
38:DC:41:THR:HG22	38:DC:175:PRO:HB2	1.77	0.66
42:DG:19:LEU:HD13	42:DG:32:PRO:HG2	1.76	0.66
44:DI:66:GLU:OE2	44:DI:134:PRO:HD2	1.95	0.66
44:DI:77:LEU:HB3	44:DI:141:LYS:HE2	1.77	0.66
46:DN:58:ASP:O	46:DN:60:ILE:N	2.29	0.66
51:DS:64:GLU:HA	51:DS:67:ARG:CG	2.25	0.66
1:AA:80:G:H22	1:AA:90:U:H5'	1.60	0.66
1:AA:1004:A:H5''	1:AA:1025:U:N3	2.11	0.66
1:AA:1157:A:H4'	1:AA:1158:C:O5'	1.96	0.66
1:AA:1288:A:N1	1:AA:1371:G:H1'	2.11	0.66

Continued on next page...

Continued from previous page...

Atom-1	Atom-2	Interatomic distance (Å)	Clash overlap (Å)
3:AC:153:VAL:HG12	3:AC:154:SER:N	2.09	0.66
10:AJ:67:THR:HG22	10:AJ:67:THR:O	1.95	0.66
36:BA:893:C:H2'	36:BA:894:C:C6	2.31	0.66
40:BE:59:VAL:HG13	40:BE:60:ASN:N	2.10	0.66
43:BH:85:LYS:HG3	43:BH:141:VAL:HG12	1.76	0.66
44:BI:77:LEU:HD21	44:BI:79:ILE:CB	2.21	0.66
57:BY:28:LYS:O	57:BY:38:ILE:HB	1.95	0.66
1:CA:1241:G:H2'	1:CA:1242:C:C6	2.31	0.66
2:CB:82:ARG:HH11	2:CB:82:ARG:HG2	1.61	0.66
8:CH:84:ARG:NH1	8:CH:86:ILE:HD13	2.11	0.66
8:CH:104:ARG:HB3	8:CH:108:GLY:H	1.61	0.66
16:CP:3:LYS:O	16:CP:21:VAL:HA	1.96	0.66
19:CS:65:ASN:HA	30:D4:48:ARG:CZ	2.25	0.66
59:CX:20:A2M:C4'	25:CY:84:TYR:HD2	2.08	0.66
26:D0:41:ARG:HE	36:DA:2387:U:H1'	1.60	0.66
30:D4:27:THR:O	30:D4:28:LYS:HB3	1.96	0.66
32:D6:41:PRO:HD3	32:D6:47:THR:HG22	1.77	0.66
36:DA:298:G:H5'	36:DA:299:A:OP1	1.96	0.66
36:DA:1014:U:C2'	36:DA:1015:G:H5'	2.24	0.66
36:DA:2199:A:H5'	36:DA:2200:C:OP2	1.96	0.66
39:DD:8:PRO:HB3	39:DD:14:ARG:HB2	1.76	0.66
39:DD:35:LYS:HZ2	39:DD:36:PRO:N	1.93	0.66
42:DG:72:ARG:HD3	42:DG:86:MET:HA	1.78	0.66
43:DH:136:ILE:HD12	43:DH:136:ILE:N	2.10	0.66
45:DJ:14:UNK:HA	45:DJ:62:UNK:HA	1.78	0.66
4:AD:61:LYS:HZ1	4:AD:62:GLN:HE21	1.44	0.65
15:AO:78:TYR:O	15:AO:82:ILE:HG22	1.96	0.65
18:AR:53:ARG:HH21	18:AR:59:SER:HA	1.60	0.65
19:AS:45:VAL:HG12	19:AS:64:GLU:H	1.59	0.65
25:AY:26:LYS:O	25:AY:30:LEU:HD12	1.96	0.65
34:B8:26:LYS:HZ1	34:B8:47:LYS:HD3	1.61	0.65
36:BA:587:C:H2'	48:BP:33:ARG:NH2	2.11	0.65
36:BA:1541:G:H5''	36:BA:1542:A:O5'	1.95	0.65
36:BA:2523:G:H2'	36:BA:2524:G:C5'	2.26	0.65
50:BR:11:ASN:O	50:BR:12:ARG:HG3	1.96	0.65
57:BY:10:GLY:HA2	57:BY:27:VAL:CG1	2.20	0.65
58:BZ:182:LYS:C	58:BZ:183:LEU:HD23	2.17	0.65
1:CA:955:U:H1'	1:CA:1227:A:H61	1.61	0.65
3:CC:103:VAL:HG12	3:CC:104:GLN:N	2.09	0.65
13:CM:31:LYS:HA	13:CM:34:LEU:HD12	1.78	0.65
17:CQ:76:LEU:HD12	17:CQ:77:VAL:N	2.11	0.65

Continued on next page...

Continued from previous page...

Atom-1	Atom-2	Interatomic distance (Å)	Clash overlap (Å)
36:DA:634:C:H2'	36:DA:635:C:C6	2.30	0.65
36:DA:942:G:OP1	48:DP:35:HIS:HB3	1.97	0.65
36:DA:1464:C:HO2'	36:DA:1528:A:H8	1.42	0.65
36:DA:1887:C:C3'	36:DA:1888:G:H5''	2.27	0.65
40:DE:59:VAL:O	40:DE:60:ASN:ND2	2.30	0.65
42:DG:34:LEU:HD23	42:DG:99:MET:HE1	1.77	0.65
44:DI:77:LEU:HD13	44:DI:140:LEU:HA	1.78	0.65
48:DP:64:LYS:C	48:DP:66:GLY:H	1.98	0.65
54:DV:23:GLU:O	54:DV:92:THR:HG23	1.96	0.65
56:DX:29:TRP:CE3	56:DX:78:LYS:HB3	2.31	0.65
58:DZ:11:GLU:OE1	58:DZ:13:GLU:HG3	1.95	0.65
2:AB:91:PRO:HG3	2:AB:154:LEU:HB2	1.78	0.65
2:AB:178:ARG:HB2	2:AB:178:ARG:HH11	1.60	0.65
4:AD:119:GLN:HG3	4:AD:123:HIS:CD2	2.31	0.65
6:AF:63:TYR:O	6:AF:65:VAL:HG13	1.96	0.65
8:AH:104:ARG:HB3	8:AH:108:GLY:H	1.61	0.65
11:AK:126:ARG:O	11:AK:128:ALA:N	2.29	0.65
25:AZ:160:ILE:CG1	25:AZ:161:THR:H	2.00	0.65
25:AZ:168:TYR:CB	25:AZ:175:LEU:HD11	2.25	0.65
30:B4:14:ILE:O	30:B4:21:VAL:HG13	1.96	0.65
36:BA:1015:G:O2'	36:BA:1016:G:H5'	1.96	0.65
43:BH:56:SER:HB2	43:BH:61:HIS:CE1	2.30	0.65
44:BI:31:LEU:H	44:BI:31:LEU:HD12	1.61	0.65
48:BP:47:ASP:HB3	48:BP:48:PRO:CA	2.25	0.65
58:BZ:91:LEU:CD2	58:BZ:96:VAL:HG11	2.26	0.65
1:CA:19:C:H2'	1:CA:20:U:C6	2.32	0.65
1:CA:1054:C:C2'	1:CA:1055:A:H5''	2.26	0.65
9:CI:17:VAL:HG22	9:CI:63:ILE:HD13	1.76	0.65
23:CW:70:G:O2'	23:CW:71:C:H5'	1.97	0.65
25:CY:25:LYS:HA	25:CY:28:ASN:HD21	1.61	0.65
31:D5:40:LYS:HZ1	31:D5:46:CYS:N	1.88	0.65
34:D8:33:ASN:HD22	34:D8:33:ASN:N	1.93	0.65
34:D8:48:PHE:O	34:D8:49:VAL:HG13	1.96	0.65
34:D8:58:ILE:HG22	48:DP:49:ARG:HD2	1.77	0.65
36:DA:2127:G:H5'	38:DC:37:LYS:O	1.96	0.65
36:DA:2314:C:O2'	36:DA:2315:G:H5'	1.96	0.65
36:DA:2327:A:H2'	36:DA:2328:A:C8	2.31	0.65
36:DA:2577:A:H5''	36:DA:2578:G:H5'	1.77	0.65
42:DG:16:ARG:N	42:DG:17:PRO:HD2	2.10	0.65
42:DG:106:LEU:HA	42:DG:110:ALA:HB3	1.77	0.65
48:DP:101:VAL:HB	48:DP:107:LYS:HA	1.78	0.65

Continued on next page...

Continued from previous page...

Atom-1	Atom-2	Interatomic distance (Å)	Clash overlap (Å)
52:DT:34:VAL:O	52:DT:35:LYS:HB3	1.95	0.65
53:DU:104:GLN:HB3	54:DV:44:LYS:NZ	2.10	0.65
55:DW:95:ILE:O	55:DW:95:ILE:HG13	1.94	0.65
1:AA:180:U:H2'	1:AA:181:G:H5'	1.78	0.65
1:AA:434:U:H2'	1:AA:435:C:C6	2.30	0.65
2:AB:114:ARG:NH1	2:AB:118:LEU:HD21	2.11	0.65
4:AD:126:ILE:HD12	4:AD:126:ILE:N	2.11	0.65
5:AE:6:PHE:HB2	5:AE:34:VAL:HG22	1.79	0.65
6:AF:60:PHE:C	6:AF:61:LEU:HD12	2.16	0.65
9:AI:82:ALA:HB1	9:AI:96:LEU:HD11	1.77	0.65
10:AJ:4:ILE:HD12	10:AJ:4:ILE:H	1.61	0.65
20:AT:104:LEU:HD23	20:AT:105:SER:N	2.11	0.65
21:AU:9:ARG:O	21:AU:13:ILE:HG13	1.97	0.65
25:AZ:112:ASP:CG	25:AZ:113:TYR:H	2.00	0.65
26:B0:43:THR:HG23	26:B0:43:THR:O	1.95	0.65
36:BA:1876:A:H2'	36:BA:1877:A:C8	2.31	0.65
41:BF:65:TRP:CZ3	41:BF:73:ALA:O	2.49	0.65
42:BG:39:ILE:HD11	42:BG:60:LEU:HD11	1.77	0.65
42:BG:86:MET:HG2	42:BG:86:MET:O	1.96	0.65
48:BP:40:SER:O	48:BP:41:ARG:NH2	2.30	0.65
52:BT:28:VAL:CG2	52:BT:46:GLU:HG3	2.26	0.65
55:BW:12:ILE:HD13	55:BW:17:VAL:HG22	1.77	0.65
1:CA:1498:U:C5	59:CX:17:U:H5'	2.31	0.65
2:CB:178:ARG:HB2	2:CB:178:ARG:HH11	1.61	0.65
13:CM:3:ARG:HB2	30:D4:34:GLU:CG	2.26	0.65
19:CS:9:VAL:O	19:CS:11:VAL:N	2.29	0.65
25:CY:6:SER:HA	25:CZ:2:LYS:HA	1.79	0.65
28:D2:16:LEU:O	28:D2:17:SER:HB3	1.96	0.65
36:DA:271(P):C:O2'	36:DA:271(Q):G:H5'	1.96	0.65
36:DA:1015:G:H5'	36:DA:1015:G:H8	1.60	0.65
36:DA:1188:U:H4'	54:DV:79:VAL:HG22	1.76	0.65
36:DA:1541:G:H5''	36:DA:1542:A:O5'	1.97	0.65
37:DB:53:A:H2'	37:DB:54:G:H5'	1.78	0.65
46:DN:18:ALA:HB1	46:DN:21:LYS:HB2	1.78	0.65
52:DT:90:GLN:HG3	52:DT:124:ASP:OD2	1.96	0.65
55:DW:64:MET:O	55:DW:65:LEU:HB3	1.95	0.65
58:DZ:94:GLU:HB3	58:DZ:95:PRO:CD	2.27	0.65
58:DZ:102:LEU:HD21	58:DZ:124:ILE:HG23	1.77	0.65
1:AA:1029:C:H4'	1:AA:1033:G:H22	1.61	0.65
1:AA:1221:G:H4'	19:AS:77:THR:CG2	2.25	0.65
1:AA:1241:G:H2'	1:AA:1242:C:C6	2.32	0.65

Continued on next page...

Continued from previous page...

Atom-1	Atom-2	Interatomic distance (Å)	Clash overlap (Å)
2:AB:20:GLU:O	2:AB:39:ILE:HG23	1.96	0.65
10:AJ:32:ALA:H	10:AJ:78:ASN:HD21	1.41	0.65
25:AY:49:LYS:HA	25:AY:53:SER:HA	1.76	0.65
36:BA:1203:G:H4'	48:BP:7:ARG:HG3	1.76	0.65
36:BA:1721:G:H2'	36:BA:1741:A:H61	1.59	0.65
36:BA:2422:A:H4'	36:BA:2423:U:OP1	1.97	0.65
37:BB:28:C:H2'	37:BB:29:A:O4'	1.97	0.65
37:BB:29:A:P	51:BS:32:LEU:HG	2.36	0.65
38:BC:34:ALA:HB2	38:BC:217:THR:HG21	1.77	0.65
43:BH:83:TYR:HB3	43:BH:134:SER:HA	1.79	0.65
44:BI:102:SER:HA	44:BI:107:VAL:O	1.96	0.65
54:BV:6:LYS:O	54:BV:37:VAL:HG21	1.95	0.65
56:BX:57:LEU:HD11	56:BX:78:LYS:CG	2.27	0.65
1:CA:194:C:C2'	1:CA:195:A:H5''	2.26	0.65
3:CC:75:VAL:O	3:CC:83:ARG:HG2	1.97	0.65
10:CJ:32:ALA:CB	10:CJ:76:ASN:HB3	2.27	0.65
13:CM:29:ARG:HH11	13:CM:64:TRP:HE3	1.41	0.65
13:CM:79:LYS:O	13:CM:79:LYS:HD2	1.97	0.65
15:CO:78:TYR:O	15:CO:82:ILE:HG22	1.97	0.65
26:D0:70:GLN:NE2	26:D0:80:HIS:HE2	1.93	0.65
29:D3:6:VAL:HB	29:D3:54:VAL:HG11	1.77	0.65
40:DE:60:ASN:OD1	40:DE:61:ARG:N	2.29	0.65
44:DI:129:THR:CG2	44:DI:135:GLU:HG3	2.26	0.65
50:DR:37:THR:HG23	50:DR:40:LYS:HE2	1.77	0.65
58:DZ:140:ASP:C	58:DZ:142:SER:H	1.99	0.65
1:AA:19:C:H2'	1:AA:20:U:C6	2.31	0.65
5:AE:11:ILE:HD13	5:AE:105:VAL:HG13	1.78	0.65
10:AJ:32:ALA:CB	10:AJ:76:ASN:HB3	2.26	0.65
19:AS:9:VAL:O	19:AS:11:VAL:N	2.29	0.65
25:AY:73:ASP:O	25:AY:74:SER:HB3	1.96	0.65
32:B6:10:LEU:H	32:B6:10:LEU:CD2	2.07	0.65
36:BA:2415:G:H4'	48:BP:67:MET:N	2.11	0.65
37:BB:70:C:H2'	37:BB:71:C:H6	1.62	0.65
42:BG:72:ARG:HG2	42:BG:87:PRO:HD2	1.77	0.65
48:BP:16:ARG:HD3	48:BP:16:ARG:C	2.17	0.65
50:BR:97:VAL:CG1	50:BR:114:VAL:HG22	2.26	0.65
58:BZ:110:GLY:HA2	58:BZ:146:ILE:HG23	1.78	0.65
1:CA:1373:G:H5''	7:CG:36:LYS:HB3	1.79	0.65
1:CA:1432:G:H1'	1:CA:1469:G:N2	2.11	0.65
2:CB:52:GLU:HG3	2:CB:56:ARG:HH12	1.60	0.65
6:CF:82:ARG:HB2	6:CF:85:VAL:CG2	2.26	0.65

Continued on next page...

Continued from previous page...

Atom-1	Atom-2	Interatomic distance (Å)	Clash overlap (Å)
28:D2:12:GLU:O	28:D2:15:LYS:HG2	1.96	0.65
36:DA:1858:G:H2'	36:DA:1883:G:N2	2.10	0.65
37:DB:28:C:H2'	37:DB:29:A:O4'	1.96	0.65
38:DC:34:ALA:HB2	38:DC:217:THR:HG21	1.79	0.65
47:DO:88:ASN:HD21	47:DO:90:GLN:HB2	1.61	0.65
49:DQ:78:PRO:HB2	49:DQ:81:VAL:HG11	1.79	0.65
2:AB:52:GLU:HG3	2:AB:56:ARG:HH12	1.61	0.65
2:AB:172:ILE:HD12	2:AB:172:ILE:N	2.05	0.65
7:AG:78:ARG:O	7:AG:79:ARG:HB2	1.95	0.65
16:AP:74:LEU:O	16:AP:79:VAL:HG23	1.96	0.65
22:AV:72:A:H2'	22:AV:73:A:C5'	2.24	0.65
33:B7:46:VAL:HG12	33:B7:47:ARG:N	2.11	0.65
36:BA:108:U:H2'	36:BA:109:G:H8	1.61	0.65
38:BC:48:LEU:HA	38:BC:209:PHE:O	1.97	0.65
39:BD:155:LEU:HD23	39:BD:177:LEU:HD22	1.78	0.65
42:BG:114:ILE:HD12	42:BG:117:PHE:CD1	2.32	0.65
51:BS:83:LYS:O	51:BS:105:ALA:HB3	1.96	0.65
1:CA:67:C:H2'	1:CA:68:G:C8	2.31	0.65
2:CB:124:SER:OG	2:CB:125:PRO:HD2	1.97	0.65
19:CS:31:ILE:HG23	19:CS:49:ILE:HA	1.78	0.65
19:CS:62:ILE:HD12	19:CS:66:MET:HG3	1.78	0.65
25:CY:27:ILE:HG22	25:CY:28:ASN:N	2.12	0.65
26:D0:48:GLY:HA3	26:D0:80:HIS:ND1	2.12	0.65
28:D2:2:LYS:O	28:D2:5:GLU:HG2	1.96	0.65
33:D7:43:THR:HG23	33:D7:44:PRO:HD2	1.77	0.65
34:D8:58:ILE:CG2	48:DP:49:ARG:HD2	2.27	0.65
36:DA:545:C:C3'	36:DA:547:A:H5''	2.27	0.65
37:DB:112:U:H2'	37:DB:113:G:H8	1.61	0.65
41:DF:66:PRO:O	41:DF:67:GLN:CB	2.40	0.65
42:DG:173:LEU:O	42:DG:175:LEU:N	2.28	0.65
44:DI:13:GLY:O	44:DI:14:ASP:HB2	1.97	0.65
44:DI:73:GLU:HG2	44:DI:74:ASN:N	2.10	0.65
54:DV:52:VAL:CG1	54:DV:55:ALA:HB3	2.26	0.65
1:AA:93:G:O2'	1:AA:96:U:H5'	1.97	0.65
2:AB:102:LEU:HD12	2:AB:102:LEU:N	2.10	0.65
5:AE:72:GLN:O	5:AE:75:THR:HG22	1.96	0.65
10:AJ:6:ILE:HD11	10:AJ:72:VAL:CB	2.26	0.65
16:AP:20:VAL:HG21	16:AP:32:TYR:CB	2.26	0.65
18:AR:79:LEU:HD23	18:AR:80:PRO:HD2	1.78	0.65
27:B1:53:VAL:HG12	27:B1:53:VAL:O	1.95	0.65
31:B5:49:CYS:O	31:B5:49:CYS:SG	2.55	0.65

Continued on next page...

Continued from previous page...

Atom-1	Atom-2	Interatomic distance (Å)	Clash overlap (Å)
36:BA:1009:A:H5'	53:BU:59:ARG:HD3	1.79	0.65
36:BA:1227:G:OP1	53:BU:13:LYS:HD3	1.96	0.65
36:BA:1639:U:H2'	36:BA:1640:C:H5''	1.78	0.65
36:BA:1833:U:H2'	36:BA:1834:U:H6	1.62	0.65
36:BA:2732:G:H3'	36:BA:2733:A:C5'	2.26	0.65
40:BE:65:GLY:HA2	40:BE:70:ALA:HB2	1.79	0.65
41:BF:8:GLN:HG2	41:BF:126:VAL:HG12	1.77	0.65
42:BG:11:TYR:O	42:BG:16:ARG:HB2	1.97	0.65
44:BI:5:LEU:HD11	44:BI:19:VAL:CG1	2.23	0.65
44:BI:68:LEU:HD21	44:BI:130:TYR:CE2	2.32	0.65
46:BN:136:GLU:HG2	46:BN:137:LYS:H	1.61	0.65
58:BZ:128:VAL:HG22	58:BZ:129:SER:H	1.62	0.65
6:CF:49:ALA:HB2	18:CR:78:LEU:O	1.96	0.65
12:CL:24:VAL:CG2	12:CL:97:ARG:HB3	2.27	0.65
27:D1:46:LEU:CD2	27:D1:46:LEU:H	2.09	0.65
29:D3:19:GLN:HE22	29:D3:52:HIS:HE1	1.44	0.65
36:DA:1210:A:H5'	36:DA:1210:A:C8	2.27	0.65
39:DD:102:LYS:C	39:DD:103:ARG:HG2	2.17	0.65
45:DJ:84:UNK:C	45:DJ:86:UNK:N	2.60	0.65
57:DY:2:ARG:CZ	57:DY:3:VAL:HG23	2.27	0.65
58:DZ:31:ARG:HB2	58:DZ:31:ARG:NH1	2.11	0.65
58:DZ:44:PHE:HE2	58:DZ:86:VAL:HG11	1.61	0.65
1:AA:67:C:H2'	1:AA:68:G:C8	2.32	0.65
1:AA:505:G:H2'	1:AA:506:G:H8	1.62	0.65
1:AA:987:G:H1	1:AA:1218:C:H42	1.43	0.65
12:AL:24:VAL:CG2	12:AL:97:ARG:HB3	2.27	0.65
28:B2:16:LEU:O	28:B2:20:GLU:HB3	1.97	0.65
29:B3:19:GLN:HE22	29:B3:52:HIS:HE1	1.43	0.65
36:BA:68:G:H2'	36:BA:69:C:C6	2.31	0.65
36:BA:221:A:H4'	36:BA:222:A:O5'	1.96	0.65
36:BA:1607:C:H4'	36:BA:1608:A:O5'	1.97	0.65
36:BA:1887:C:C3'	36:BA:1888:G:H5''	2.26	0.65
38:BC:29:LEU:HD23	38:BC:32:GLU:CD	2.16	0.65
44:BI:74:ASN:H	44:BI:74:ASN:ND2	1.94	0.65
46:BN:18:ALA:HB1	46:BN:21:LYS:HB2	1.78	0.65
51:BS:59:LYS:HG2	51:BS:60:GLY:N	2.10	0.65
53:BU:9:VAL:O	53:BU:13:LYS:HG2	1.97	0.65
58:BZ:10:ARG:NH2	58:BZ:26:GLY:H	1.94	0.65
1:CA:222:U:H2'	1:CA:223:U:C6	2.32	0.65
1:CA:501:C:H2'	1:CA:502:G:H8	1.60	0.65
1:CA:1457:G:H2'	1:CA:1458:G:C8	2.28	0.65

Continued on next page...

Continued from previous page...

Atom-1	Atom-2	Interatomic distance (Å)	Clash overlap (Å)
2:CB:75:LYS:HA	2:CB:78:GLN:HE21	1.61	0.65
8:CH:86:ILE:HG21	8:CH:133:LEU:HD22	1.78	0.65
36:DA:1192:G:O2'	36:DA:1193:G:H5'	1.97	0.65
36:DA:2591:C:H2'	36:DA:2592:G:C8	2.32	0.65
36:DA:2632:A:H2	40:DE:61:ARG:HD2	1.62	0.65
42:DG:4:ASP:OD2	42:DG:8:LYS:HG3	1.97	0.65
43:DH:30:LYS:HD2	43:DH:83:TYR:OH	1.97	0.65
51:DS:77:ALA:O	51:DS:79:ALA:N	2.29	0.65
56:DX:12:VAL:HG13	56:DX:28:PHE:HA	1.78	0.65
57:DY:2:ARG:HD3	57:DY:2:ARG:C	2.17	0.65
7:AG:146:GLU:HA	7:AG:149:ARG:HB2	1.79	0.65
17:AQ:86:GLU:O	17:AQ:90:ILE:HG12	1.97	0.65
34:B8:2:PRO:HA	36:BA:591:C:O2	1.97	0.65
42:BG:106:LEU:HB3	42:BG:107:LEU:HD23	1.79	0.65
43:BH:11:VAL:CG1	43:BH:15:VAL:HG23	2.27	0.65
46:BN:1:MET:CG	46:BN:2:LYS:H	2.09	0.65
49:BQ:12:GLN:HG2	49:BQ:73:PRO:HD2	1.78	0.65
50:BR:2:ARG:NH1	50:BR:2:ARG:N	2.44	0.65
1:CA:165:C:H2'	1:CA:166:G:C8	2.31	0.65
1:CA:1221:G:H4'	19:CS:77:THR:CG2	2.25	0.65
1:CA:1423:G:H5'	47:DO:49:ARG:HH22	1.58	0.65
8:CH:12:ARG:HH12	8:CH:27:PRO:HD2	1.62	0.65
59:CX:19:OMU:CM2	25:CY:51:ASN:ND2	2.53	0.65
25:CZ:60:ILE:HG12	25:CZ:64:HIS:HB2	1.77	0.65
36:DA:784:A:C5	39:DD:229:VAL:HG21	2.32	0.65
36:DA:2233:U:H2'	36:DA:2234:G:C8	2.32	0.65
36:DA:2602:A:H4'	36:DA:2603:G:O5'	1.95	0.65
1:AA:1226:C:O2'	13:AM:111:LYS:NZ	2.30	0.65
11:AK:21:ILE:HD12	11:AK:21:ILE:N	2.11	0.65
13:AM:69:GLU:HA	13:AM:70:LEU:N	2.12	0.65
24:AX:21:A2M:HM'2	24:AX:22:A:P	2.37	0.65
25:AY:55:PHE:HB3	25:AY:67:VAL:HG13	1.78	0.65
36:BA:997:G:O2'	36:BA:998:C:H5'	1.96	0.65
36:BA:2757:A:N1	43:BH:67:LEU:HD22	2.12	0.65
44:BI:1:MET:N	44:BI:20:ASP:HB2	2.11	0.65
1:CA:17:U:H2'	1:CA:18:C:C6	2.32	0.65
1:CA:1060:C:H4'	10:CJ:51:ARG:HB3	1.79	0.65
1:CA:1157:A:H4'	1:CA:1158:C:O5'	1.96	0.65
1:CA:1422:G:H2'	1:CA:1423:G:H8	1.60	0.65
10:CJ:6:ILE:HD11	10:CJ:72:VAL:CB	2.27	0.65
16:CP:74:LEU:O	16:CP:79:VAL:HG23	1.97	0.65

Continued on next page...

Continued from previous page...

Atom-1	Atom-2	Interatomic distance (Å)	Clash overlap (Å)
31:D5:4:HIS:O	36:DA:2056:G:N2	2.29	0.65
31:D5:37:LYS:HG3	31:D5:38:ALA:H	1.61	0.65
36:DA:271(E):U:H2'	36:DA:271(F):C:C6	2.32	0.65
36:DA:1607:C:H4'	36:DA:1608:A:O5'	1.96	0.65
36:DA:2632:A:C2	40:DE:61:ARG:HD2	2.31	0.65
44:DI:83:ALA:HB3	44:DI:143:SER:O	1.97	0.65
48:DP:16:ARG:HD3	48:DP:16:ARG:C	2.16	0.65
48:DP:66:GLY:O	48:DP:67:MET:HB3	1.97	0.65
50:DR:2:ARG:NH1	50:DR:2:ARG:N	2.43	0.65
58:DZ:93:ASP:HA	58:DZ:130:PRO:HG2	1.78	0.65
1:AA:1226:C:H42	13:AM:104:ARG:HD2	1.61	0.64
1:AA:1249:C:H5'	1:AA:1249:C:H6	1.62	0.64
2:AB:18:GLY:O	2:AB:19:HIS:HB2	1.97	0.64
3:AC:106:VAL:C	3:AC:108:ASN:H	2.00	0.64
11:AK:120:ARG:HG3	11:AK:126:ARG:HD3	1.78	0.64
24:AX:20:A2M:C5'	25:AY:84:TYR:CD2	2.79	0.64
31:B5:2:ALA:N	36:BA:2014:A:HO2'	1.95	0.64
34:B8:32:LEU:HB2	34:B8:36:LYS:HD2	1.78	0.64
36:BA:545:C:C3'	36:BA:547:A:H5''	2.27	0.64
36:BA:1654:A:OP2	50:BR:3:HIS:HB2	1.97	0.64
36:BA:2340:G:O2'	36:BA:2341:G:H5'	1.98	0.64
36:BA:2632:A:C2	40:BE:61:ARG:HD2	2.31	0.64
49:BQ:73:PRO:HG3	49:BQ:93:TYR:HE2	1.62	0.64
57:BY:2:ARG:HD3	57:BY:2:ARG:C	2.17	0.64
1:CA:1080:A:H5'	5:CE:14:ARG:NH2	2.12	0.64
1:CA:1250:A:H4'	9:CI:68:GLY:N	2.11	0.64
1:CA:1263:C:H2'	1:CA:1264:C:H6	1.60	0.64
1:CA:1493:A:C6	59:CX:20:A2M:H8	2.32	0.64
6:CF:63:TYR:O	6:CF:65:VAL:HG13	1.96	0.64
36:DA:245:G:H5'	48:DP:69:GLY:HA3	1.78	0.64
36:DA:911:A:H2'	49:DQ:9:TYR:OH	1.97	0.64
41:DF:22:ALA:HB1	41:DF:26:ALA:HB1	1.78	0.64
42:DG:109:VAL:O	42:DG:112:PRO:HD2	1.97	0.64
43:DH:7:LEU:N	43:DH:8:PRO:CD	2.60	0.64
43:DH:44:VAL:O	43:DH:46:GLU:HG2	1.97	0.64
44:DI:74:ASN:HD22	44:DI:75:LEU:H	1.46	0.64
44:DI:77:LEU:HB3	44:DI:141:LYS:CE	2.27	0.64
45:DJ:130:UNK:C	45:DJ:132:UNK:H	2.11	0.64
47:DO:119:PRO:HB2	52:DT:68:TYR:CE2	2.32	0.64
49:DQ:137:TYR:N	49:DQ:137:TYR:CD1	2.62	0.64
55:DW:50:VAL:HG22	55:DW:105:VAL:HG23	1.79	0.64

Continued on next page...

Continued from previous page...

Atom-1	Atom-2	Interatomic distance (Å)	Clash overlap (Å)
1:AA:178:C:O2'	1:AA:179:A:H5'	1.96	0.64
1:AA:1228:C:H2'	1:AA:1229:A:H8	1.61	0.64
2:AB:83:MET:SD	2:AB:234:PRO:HG2	2.37	0.64
11:AK:22:HIS:HB3	11:AK:29:ILE:HG23	1.79	0.64
12:AL:6:THR:OG1	12:AL:9:GLN:HG3	1.96	0.64
23:AW:71:C:H2'	23:AW:72:A:C8	2.32	0.64
26:B0:41:ARG:HE	36:BA:2387:U:H1'	1.61	0.64
32:B6:5:VAL:HG13	32:B6:6:ARG:N	2.11	0.64
32:B6:15:GLU:HB2	32:B6:49:HIS:CE1	2.32	0.64
36:BA:271(E):U:H2'	36:BA:271(F):C:C6	2.32	0.64
39:BD:35:LYS:HD3	39:BD:61:LEU:HB3	1.78	0.64
42:BG:67:LYS:HZ3	42:BG:67:LYS:C	1.99	0.64
56:BX:29:TRP:CE3	56:BX:78:LYS:HB3	2.31	0.64
1:CA:178:C:O2'	1:CA:179:A:H5'	1.97	0.64
1:CA:1228:C:H2'	1:CA:1229:A:H8	1.61	0.64
2:CB:69:LEU:HD11	2:CB:93:VAL:HG23	1.79	0.64
2:CB:75:LYS:HA	2:CB:78:GLN:HG3	1.78	0.64
4:CD:126:ILE:HD12	4:CD:126:ILE:N	2.12	0.64
11:CK:91:ARG:HD2	11:CK:92:GLU:N	2.12	0.64
13:CM:14:ARG:N	13:CM:44:ARG:HH11	1.96	0.64
34:D8:33:ASN:N	34:D8:36:LYS:HD2	2.12	0.64
34:D8:61:LEU:C	34:D8:63:PRO:HD2	2.17	0.64
36:DA:719:C:O2'	36:DA:720:C:H5'	1.96	0.64
36:DA:2049:G:N2	40:DE:156:MET:HE3	2.12	0.64
41:DF:164:ARG:HH11	41:DF:164:ARG:HG2	1.62	0.64
44:DI:81:VAL:O	44:DI:143:SER:HB2	1.97	0.64
47:DO:107:ARG:CZ	52:DT:35:LYS:HD2	2.26	0.64
53:DU:91:ASP:OD1	53:DU:96:ALA:HB2	1.97	0.64
58:DZ:4:ARG:O	58:DZ:5:LEU:HB2	1.97	0.64
58:DZ:166:SER:HB2	58:DZ:167:PRO:C	2.18	0.64
1:AA:1496:C:H5'	1:AA:1497:G:OP2	1.97	0.64
2:AB:82:ARG:HH11	2:AB:82:ARG:HG2	1.62	0.64
4:AD:120:LEU:HB3	4:AD:126:ILE:HD11	1.78	0.64
8:AH:84:ARG:NH1	8:AH:86:ILE:HD13	2.12	0.64
9:AI:118:LYS:NZ	9:AI:118:LYS:HB3	2.11	0.64
10:AJ:50:ILE:CD1	14:AN:41:ARG:HD3	2.27	0.64
11:AK:19:ALA:HB3	11:AK:82:VAL:HG22	1.79	0.64
13:AM:31:LYS:HA	13:AM:34:LEU:HD12	1.79	0.64
33:B7:11:LYS:HE2	36:BA:686:G:H5''	1.78	0.64
36:BA:1021:A:H3'	36:BA:1021:A:C8	2.32	0.64
36:BA:1505:C:H2'	36:BA:1506:C:O4'	1.98	0.64

Continued on next page...

Continued from previous page...

Atom-1	Atom-2	Interatomic distance (Å)	Clash overlap (Å)
46:BN:73:THR:HG23	46:BN:82:LEU:HD11	1.79	0.64
48:BP:101:VAL:HB	48:BP:107:LYS:HA	1.80	0.64
57:BY:84:ARG:HH21	57:BY:97:ARG:NH2	1.95	0.64
1:CA:936:C:H2'	1:CA:937:A:C8	2.32	0.64
2:CB:18:GLY:O	2:CB:19:HIS:HB2	1.96	0.64
25:CZ:71:THR:O	25:CZ:73:ASP:N	2.30	0.64
32:D6:11:LEU:HD12	32:D6:26:ASN:HB2	1.79	0.64
36:DA:674:G:H1'	41:DF:74:ARG:HD2	1.79	0.64
39:DD:44:ASN:OD1	39:DD:44:ASN:N	2.30	0.64
41:DF:36:VAL:HG11	41:DF:183:VAL:HG11	1.79	0.64
50:DR:22:ARG:O	50:DR:26:LYS:HG3	1.96	0.64
50:DR:93:GLY:O	50:DR:117:VAL:HG21	1.96	0.64
51:DS:15:ARG:HH11	51:DS:15:ARG:CB	2.00	0.64
57:DY:29:GLU:N	57:DY:29:GLU:OE1	2.31	0.64
1:AA:105:G:H2'	1:AA:106:C:C6	2.32	0.64
1:AA:375:U:H4'	16:AP:17:TYR:CE2	2.26	0.64
1:AA:1281:U:H5'	1:AA:1282:C:C5	2.31	0.64
2:AB:12:GLU:O	2:AB:14:GLY:N	2.30	0.64
2:AB:69:LEU:HD11	2:AB:93:VAL:HG23	1.79	0.64
4:AD:30:LYS:C	4:AD:32:ALA:N	2.47	0.64
9:AI:85:LEU:HD13	9:AI:92:TYR:CD2	2.33	0.64
19:AS:67:VAL:HG23	19:AS:68:GLY:H	1.62	0.64
25:AZ:126:LYS:HD3	25:AZ:160:ILE:CA	2.27	0.64
31:B5:37:LYS:HG3	31:B5:38:ALA:H	1.61	0.64
34:B8:33:ASN:HD22	34:B8:33:ASN:N	1.91	0.64
36:BA:1317:A:H2'	36:BA:1318:C:H6	1.61	0.64
36:BA:1958:C:O2'	36:BA:1959:G:H5'	1.97	0.64
36:BA:2180:U:H2'	36:BA:2181:G:C8	2.31	0.64
36:BA:2523:G:H2'	36:BA:2524:G:H5'	1.79	0.64
48:BP:140:ALA:O	48:BP:141:ALA:HB3	1.98	0.64
55:BW:50:VAL:HG22	55:BW:105:VAL:HG23	1.77	0.64
1:CA:180:U:H2'	1:CA:181:G:C5'	2.28	0.64
1:CA:674:G:H2'	1:CA:675:A:C8	2.33	0.64
1:CA:1194:U:H4'	5:CE:22:GLY:O	1.98	0.64
1:CA:1493:A:C6	59:CX:20:A2M:C8	2.80	0.64
2:CB:17:PHE:CD2	2:CB:44:LEU:HD11	2.25	0.64
2:CB:96:ARG:HD2	2:CB:96:ARG:N	2.12	0.64
8:CH:30:ARG:HB3	8:CH:30:ARG:NH1	2.12	0.64
16:CP:20:VAL:CG2	16:CP:32:TYR:HB2	2.28	0.64
34:D8:62:LEU:N	34:D8:63:PRO:HD2	2.13	0.64
36:DA:1336:A:OP2	56:DX:64:LYS:HE3	1.97	0.64

Continued on next page...

Continued from previous page...

Atom-1	Atom-2	Interatomic distance (Å)	Clash overlap (Å)
36:DA:1652:A:C2'	36:DA:1653:G:H5'	2.28	0.64
36:DA:2415:G:H4'	48:DP:67:MET:N	2.12	0.64
36:DA:2661:G:H2'	36:DA:2662:A:C8	2.32	0.64
40:DE:70:ALA:O	40:DE:71:GLY:C	2.35	0.64
42:DG:96:ARG:O	42:DG:97:ASP:HB3	1.98	0.64
44:DI:98:ALA:CA	44:DI:109:ILE:HG21	2.27	0.64
52:DT:119:LYS:O	52:DT:123:GLN:HG2	1.97	0.64
54:DV:6:LYS:O	54:DV:37:VAL:HG21	1.97	0.64
1:AA:1329:A:O2'	1:AA:1330:U:H5'	1.96	0.64
12:AL:50:SER:HB2	25:AY:44:LYS:HD3	1.79	0.64
13:AM:66:LEU:N	13:AM:70:LEU:HB2	2.12	0.64
22:AV:37:A:N1	24:AX:16:A:C6	2.66	0.64
30:B4:14:ILE:HG23	30:B4:31:ILE:CG2	2.27	0.64
32:B6:27:LYS:HD3	32:B6:27:LYS:O	1.97	0.64
34:B8:33:ASN:O	34:B8:34:TRP:HB3	1.98	0.64
34:B8:59:LYS:HB2	34:B8:59:LYS:HZ3	1.61	0.64
36:BA:547:A:H1'	36:BA:548:A:N7	2.13	0.64
36:BA:1286:A:H2'	36:BA:1288:U:OP2	1.97	0.64
36:BA:2127:G:H5'	38:BC:37:LYS:O	1.97	0.64
36:BA:2893:G:H5'	36:BA:2894:G:C5'	2.25	0.64
39:BD:48:ARG:HG3	39:BD:48:ARG:NH1	2.12	0.64
44:BI:118:LYS:HG2	44:BI:119:PRO:CD	2.25	0.64
48:BP:59:LEU:HA	48:BP:61:ARG:CZ	2.26	0.64
54:BV:15:GLU:HB3	54:BV:16:PRO:CD	2.27	0.64
56:BX:29:TRP:CZ3	56:BX:78:LYS:HB3	2.32	0.64
57:BY:7:VAL:HB	57:BY:8:LYS:CD	2.28	0.64
57:BY:46:LYS:H	57:BY:62:GLU:HB2	1.63	0.64
58:BZ:128:VAL:HG22	58:BZ:129:SER:N	2.13	0.64
1:CA:1152:A:H5'	10:CJ:70:ARG:NH2	2.13	0.64
4:CD:189:PRO:HB2	4:CD:194:LEU:CD2	2.22	0.64
10:CJ:6:ILE:HG13	10:CJ:72:VAL:O	1.98	0.64
23:CV:37:A:H3'	23:CV:38:A:H8	1.62	0.64
25:CZ:34:THR:HG21	25:CZ:75:LEU:CD2	2.28	0.64
32:D6:11:LEU:H	32:D6:11:LEU:HD13	1.61	0.64
36:DA:108:U:H2'	36:DA:109:G:H8	1.63	0.64
36:DA:1820:U:O2	39:DD:201:HIS:HB3	1.96	0.64
36:DA:1973:G:H2'	36:DA:1974:C:C6	2.33	0.64
36:DA:2784:C:H1'	40:DE:37:ARG:NH1	2.12	0.64
42:DG:72:ARG:HG2	42:DG:86:MET:HE2	1.79	0.64
57:DY:47:LYS:O	57:DY:48:ALA:CB	2.46	0.64
57:DY:74:PRO:O	57:DY:80:GLY:CA	2.44	0.64

Continued on next page...

Continued from previous page...

Atom-1	Atom-2	Interatomic distance (Å)	Clash overlap (Å)
1:AA:936:C:H2'	1:AA:937:A:C8	2.31	0.64
2:AB:67:THR:HG21	2:AB:155:LEU:HD11	1.78	0.64
2:AB:75:LYS:HA	2:AB:78:GLN:HE21	1.60	0.64
2:AB:121:LEU:O	2:AB:127:ILE:HG13	1.97	0.64
5:AE:36:ASP:OD1	5:AE:38:GLN:N	2.31	0.64
10:AJ:51:ARG:HG2	10:AJ:60:ARG:HA	1.79	0.64
21:AU:6:ARG:O	21:AU:7:ARG:HG3	1.98	0.64
24:AX:18:G:HO2'	24:AX:19:OMU:P	2.21	0.64
34:B8:13:ARG:HB3	48:BP:63:PRO:HB3	1.77	0.64
36:BA:813:U:H2'	36:BA:814:C:C6	2.33	0.64
40:BE:132:HIS:HA	40:BE:135:HIS:CE1	2.33	0.64
42:BG:159:VAL:O	42:BG:159:VAL:CG1	2.46	0.64
44:BI:42:SER:HA	44:BI:45:LYS:HE2	1.79	0.64
44:BI:129:THR:CG2	44:BI:135:GLU:HG3	2.28	0.64
1:CA:1060:C:H4'	10:CJ:52:GLY:N	2.12	0.64
1:CA:1294:G:O2'	1:CA:1295:G:H5'	1.98	0.64
1:CA:1452:C:H4'	1:CA:1456:G:H5''	1.79	0.64
6:CF:75:LEU:O	6:CF:79:LEU:HG	1.98	0.64
19:CS:6:LYS:HD2	19:CS:6:LYS:H	1.63	0.64
34:D8:13:ARG:HB3	48:DP:63:PRO:HB3	1.78	0.64
36:DA:528:A:N1	36:DA:2042:A:H2'	2.11	0.64
40:DE:52:LEU:O	40:DE:74:PRO:HA	1.97	0.64
42:DG:10:LYS:HA	42:DG:13:GLU:HG2	1.80	0.64
44:DI:8:PRO:CB	44:DI:14:ASP:H	2.11	0.64
56:DX:57:LEU:HD11	56:DX:78:LYS:CG	2.28	0.64
58:DZ:28:MET:O	58:DZ:28:MET:HG3	1.95	0.64
1:AA:1369:C:H2'	1:AA:1370:G:C8	2.33	0.64
17:AQ:59:ILE:HG22	17:AQ:71:PHE:CD1	2.33	0.64
34:B8:33:ASN:N	34:B8:36:LYS:HD2	2.13	0.64
34:B8:62:LEU:N	34:B8:63:PRO:HD2	2.13	0.64
36:BA:646:A:H5'	36:BA:646:A:N3	2.13	0.64
36:BA:1318:C:H3'	36:BA:1319:G:H5''	1.79	0.64
36:BA:1858:G:H2'	36:BA:1883:G:N2	2.11	0.64
40:BE:68:ALA:O	40:BE:70:ALA:N	2.30	0.64
40:BE:104:VAL:HG11	40:BE:188:VAL:HG21	1.79	0.64
41:BF:36:VAL:HG11	41:BF:183:VAL:HG11	1.80	0.64
42:BG:107:LEU:HD23	42:BG:107:LEU:N	2.13	0.64
44:BI:8:PRO:HB3	44:BI:14:ASP:H	1.63	0.64
50:BR:79:LEU:HA	50:BR:83:ILE:HG12	1.78	0.64
10:CJ:6:ILE:HD12	10:CJ:6:ILE:O	1.96	0.64
20:CT:39:LYS:O	20:CT:43:LEU:HG	1.96	0.64

Continued on next page...

Continued from previous page...

Atom-1	Atom-2	Interatomic distance (Å)	Clash overlap (Å)
25:CY:68:TYR:HA	25:CY:76:LEU:O	1.98	0.64
25:CZ:39:PHE:HB2	25:CZ:56:TRP:CE3	2.33	0.64
31:D5:35:GLU:O	31:D5:36:CYS:HB3	1.97	0.64
35:D9:7:VAL:HG12	35:D9:34:GLN:NE2	2.12	0.64
36:DA:2168:G:N2	36:DA:2170:A:H3'	2.13	0.64
41:DF:165:ARG:HH11	41:DF:165:ARG:HB3	1.62	0.64
48:DP:59:LEU:HA	48:DP:61:ARG:CZ	2.25	0.64
50:DR:100:LEU:H	50:DR:100:LEU:HD22	1.63	0.64
56:DX:29:TRP:CZ3	56:DX:78:LYS:HB3	2.32	0.64
57:DY:2:ARG:NH1	57:DY:3:VAL:HG23	2.13	0.64
1:AA:180:U:H2'	1:AA:181:G:C5'	2.27	0.64
1:AA:521:G:O2'	1:AA:522:C:H5'	1.98	0.64
4:AD:189:PRO:HB2	4:AD:194:LEU:CD2	2.24	0.64
25:AZ:152:LEU:HB3	25:AZ:155:PHE:HB2	1.78	0.64
36:BA:527:C:OP2	36:BA:2779:U:H5	1.81	0.64
42:BG:42:GLY:HA2	42:BG:89:GLY:HA2	1.80	0.64
42:BG:131:TYR:O	42:BG:159:VAL:HG12	1.96	0.64
43:BH:37:VAL:HG12	43:BH:38:SER:N	2.12	0.64
46:BN:120:LEU:HD21	46:BN:122:VAL:HG23	1.78	0.64
52:BT:125:ARG:O	52:BT:128:GLU:HG3	1.98	0.64
1:CA:424:G:O2'	1:CA:425:G:H5'	1.98	0.64
1:CA:1220:G:O3'	19:CS:36:ARG:HD3	1.98	0.64
4:CD:49:ARG:HA	4:CD:49:ARG:HE	1.62	0.64
4:CD:119:GLN:HG3	4:CD:123:HIS:CD2	2.32	0.64
5:CE:78:HIS:CE1	5:CE:142:LEU:HA	2.31	0.64
59:CX:20:A2M:C1'	59:CX:21:A2M:O5'	2.40	0.64
25:CZ:60:ILE:CG2	25:CZ:65:ARG:HA	2.26	0.64
28:D2:18:PRO:O	28:D2:22:GLU:HG3	1.98	0.64
28:D2:23:LYS:O	28:D2:27:GLU:HG2	1.98	0.64
36:DA:769:G:O2'	36:DA:770:G:H5'	1.98	0.64
36:DA:991:C:H5'	36:DA:991:C:H6	1.63	0.64
36:DA:1882:C:H5'	36:DA:1883:G:OP2	1.97	0.64
48:DP:144:GLU:N	48:DP:145:PRO:HD3	2.11	0.64
49:DQ:27:VAL:HG12	49:DQ:28:ALA:N	2.13	0.64
57:DY:28:LYS:O	57:DY:38:ILE:HB	1.98	0.64
57:DY:81:LYS:HG2	57:DY:97:ARG:CB	2.25	0.64
1:AA:328:C:H4'	1:AA:329:A:O5'	1.97	0.64
1:AA:662:G:O2'	1:AA:836:G:H5'	1.97	0.64
1:AA:1491:G:H5'	1:AA:1492:A:C5'	2.27	0.64
3:AC:141:VAL:HG11	3:AC:202:ILE:HD12	1.79	0.64
4:AD:49:ARG:O	4:AD:51:PRO:HD3	1.98	0.64

Continued on next page...

Continued from previous page...

Atom-1	Atom-2	Interatomic distance (Å)	Clash overlap (Å)
8:AH:12:ARG:HH12	8:AH:27:PRO:HD2	1.63	0.64
9:AI:114:TYR:HD2	10:AJ:60:ARG:HG3	1.63	0.64
36:BA:2162:G:H2'	36:BA:2163:C:C6	2.33	0.64
36:BA:2306:C:N3	42:BG:43:LEU:HA	2.13	0.64
40:BE:52:LEU:O	40:BE:74:PRO:HA	1.98	0.64
44:BI:109:ILE:HD12	44:BI:109:ILE:N	2.13	0.64
50:BR:10:LEU:HB3	50:BR:17:ARG:HD3	1.79	0.64
57:BY:88:LYS:NZ	57:BY:93:GLY:HA3	2.12	0.64
1:CA:1226:C:H2'	13:CM:103:THR:HB	1.79	0.64
2:CB:121:LEU:O	2:CB:127:ILE:HG13	1.97	0.64
12:CL:25:PRO:C	12:CL:27:LEU:N	2.49	0.64
26:D0:27:GLU:HG2	26:D0:68:GLU:HA	1.80	0.64
30:D4:14:ILE:HG23	30:D4:31:ILE:CG2	2.27	0.64
32:D6:27:LYS:HD3	32:D6:27:LYS:O	1.98	0.64
36:DA:1899:G:N2	36:DA:1902:C:H5	1.95	0.64
36:DA:2126:A:H4'	36:DA:2127:G:O5'	1.98	0.64
41:DF:127:GLU:HB2	41:DF:196:LEU:CD1	2.25	0.64
50:DR:2:ARG:HH11	50:DR:2:ARG:N	1.96	0.64
1:AA:779:C:O2'	1:AA:780:A:H5'	1.98	0.64
1:AA:1263:C:H2'	1:AA:1264:C:H6	1.62	0.64
12:AL:41:ARG:HG2	12:AL:42:THR:H	1.62	0.64
22:AV:73:A:H8	22:AV:73:A:H5'	1.63	0.64
25:AY:16:TRP:CZ2	25:AY:64:HIS:CD2	2.86	0.64
27:B1:82:LEU:HD22	27:B1:82:LEU:N	2.10	0.64
28:B2:68:ARG:O	28:B2:70:GLN:N	2.31	0.64
36:BA:271(P):C:C5'	44:BI:46:ALA:HB2	2.28	0.64
36:BA:1719:G:O2'	36:BA:1720:U:H5'	1.97	0.64
39:BD:35:LYS:HZ2	39:BD:35:LYS:HB3	1.62	0.64
39:BD:196:VAL:HG12	39:BD:196:VAL:O	1.98	0.64
44:BI:13:GLY:O	44:BI:14:ASP:HB2	1.97	0.64
46:BN:10:GLU:HG3	46:BN:11:PRO:HD2	1.79	0.64
52:BT:23:ARG:HG2	52:BT:120:ARG:NH1	2.13	0.64
57:BY:8:LYS:HD2	57:BY:8:LYS:N	2.12	0.64
1:CA:180:U:H2'	1:CA:181:G:H5'	1.79	0.64
3:CC:35:GLU:O	3:CC:39:ILE:HG13	1.98	0.64
20:CT:104:LEU:HD23	20:CT:105:SER:N	2.13	0.64
25:CY:59:ARG:HD2	25:CY:65:ARG:NH2	2.13	0.64
32:D6:10:LEU:HD23	32:D6:10:LEU:N	2.11	0.64
36:DA:893:C:H2'	36:DA:894:C:C6	2.33	0.64
36:DA:1047:G:H21	36:DA:1111:A:N6	1.95	0.64
43:DH:11:VAL:CG1	43:DH:15:VAL:HG23	2.27	0.64

Continued on next page...

Continued from previous page...

Atom-1	Atom-2	Interatomic distance (Å)	Clash overlap (Å)
45:DJ:14:UNK:O	45:DJ:62:UNK:HA	1.98	0.64
48:DP:80:TYR:CE1	48:DP:111:ARG:HD3	2.33	0.64
58:DZ:152:ALA:CB	58:DZ:167:PRO:HB2	2.28	0.64
1:AA:735:C:H2'	1:AA:736:C:H6	1.63	0.63
13:AM:94:ARG:NH2	19:AS:81:ARG:HG3	2.13	0.63
20:AT:72:LEU:HD22	20:AT:76:ALA:HB1	1.81	0.63
36:BA:271(R):G:H2'	36:BA:271(S):G:H8	1.63	0.63
36:BA:999:U:H5''	36:BA:1154:G:O6	1.98	0.63
36:BA:2123:G:H2'	36:BA:2124:G:H8	1.62	0.63
36:BA:2784:C:H1'	40:BE:37:ARG:NH1	2.12	0.63
39:BD:172:TYR:CD1	39:BD:186:HIS:HA	2.33	0.63
39:BD:182:LEU:H	39:BD:272:ALA:CB	2.12	0.63
41:BF:5:ALA:HB1	41:BF:125:LEU:HD21	1.80	0.63
47:BO:104:ARG:CZ	52:BT:33:LYS:HD2	2.28	0.63
49:BQ:109:VAL:HG13	49:BQ:113:GLN:OE1	1.97	0.63
54:BV:39:LEU:HA	54:BV:47:VAL:CG1	2.26	0.63
1:CA:105:G:H2'	1:CA:106:C:C6	2.32	0.63
1:CA:1194:U:H2'	1:CA:1195:C:H6	1.62	0.63
17:CQ:50:LYS:HE3	17:CQ:51:TYR:CE1	2.33	0.63
23:CV:4:G:O2'	23:CV:5:G:H8	1.81	0.63
25:CY:73:ASP:O	25:CY:74:SER:CB	2.46	0.63
26:D0:43:THR:O	26:D0:43:THR:HG23	1.96	0.63
30:D4:28:LYS:HZ1	30:D4:29:PRO:HD2	1.63	0.63
31:D5:49:CYS:SG	31:D5:49:CYS:O	2.55	0.63
32:D6:27:LYS:HD2	32:D6:30:THR:CB	2.24	0.63
32:D6:43:CYS:C	32:D6:44:ARG:HG3	2.18	0.63
33:D7:8:ASN:HD22	33:D7:9:ARG:N	1.95	0.63
36:DA:1318:C:H3'	36:DA:1319:G:H5''	1.80	0.63
36:DA:2123:G:H2'	36:DA:2124:G:H8	1.62	0.63
39:DD:117:VAL:HG22	39:DD:118:VAL:H	1.63	0.63
39:DD:172:TYR:CD1	39:DD:186:HIS:HA	2.33	0.63
42:DG:5:VAL:CG1	42:DG:6:ALA:H	1.98	0.63
42:DG:117:PHE:HE2	42:DG:179:PRO:HG2	1.63	0.63
44:DI:113:ARG:HH11	44:DI:113:ARG:HB3	1.63	0.63
50:DR:97:VAL:CG1	50:DR:114:VAL:HG22	2.28	0.63
51:DS:11:LYS:N	51:DS:11:LYS:HD2	2.13	0.63
58:DZ:127:LYS:HZ2	58:DZ:164:ALA:HB2	1.63	0.63
1:AA:1103:C:H5''	2:AB:98:LEU:HD13	1.81	0.63
1:AA:1308:U:H5'	13:AM:110:ARG:HD2	1.80	0.63
1:AA:1373:G:H5''	7:AG:36:LYS:HB3	1.80	0.63
2:AB:114:ARG:HA	2:AB:117:GLU:HB3	1.81	0.63

Continued on next page...

Continued from previous page...

Atom-1	Atom-2	Interatomic distance (Å)	Clash overlap (Å)
4:AD:107:ARG:HD2	4:AD:173:TRP:HZ2	1.61	0.63
5:AE:76:ILE:HG22	5:AE:93:PRO:HB3	1.79	0.63
5:AE:82:VAL:HG21	5:AE:138:ALA:HA	1.81	0.63
12:AL:117:ARG:HB3	12:AL:122:THR:HB	1.81	0.63
18:AR:44:LEU:HD22	18:AR:79:LEU:HD22	1.80	0.63
25:AY:8:GLU:O	25:AY:12:ASP:HB2	1.98	0.63
28:B2:64:LEU:CD2	28:B2:68:ARG:HH11	2.10	0.63
30:B4:1:MET:CG	42:BG:98:ARG:HD2	2.28	0.63
30:B4:14:ILE:HD13	30:B4:22:ILE:HB	1.79	0.63
31:B5:3:LYS:HZ3	36:BA:2614:A:H5'	1.62	0.63
31:B5:40:LYS:HE2	31:B5:46:CYS:HB3	1.79	0.63
36:BA:299:A:H5''	57:BY:97:ARG:HH21	1.63	0.63
36:BA:330:A:O2'	36:BA:331:A:H8	1.81	0.63
36:BA:1165:U:H2'	36:BA:1166:C:C6	2.33	0.63
36:BA:2023:G:H5'	36:BA:2617:C:H4'	1.80	0.63
36:BA:2103:C:H3'	36:BA:2104:G:H5''	1.79	0.63
47:BO:107:ARG:CZ	52:BT:35:LYS:HD2	2.28	0.63
53:BU:91:ASP:OD1	53:BU:96:ALA:HB2	1.98	0.63
53:BU:92:ARG:HH11	53:BU:95:LEU:CD1	2.12	0.63
58:BZ:166:SER:H	58:BZ:167:PRO:HA	1.63	0.63
1:CA:93:G:O2'	1:CA:96:U:H5'	1.98	0.63
1:CA:1029:C:H4'	1:CA:1033:G:H22	1.63	0.63
4:CD:22:LYS:HB2	4:CD:26:CYS:SG	2.38	0.63
8:CH:88:LYS:HB3	8:CH:89:PRO:HD2	1.80	0.63
13:CM:14:ARG:H	13:CM:44:ARG:NH1	1.95	0.63
13:CM:69:GLU:HA	13:CM:70:LEU:N	2.13	0.63
18:CR:45:SER:H	18:CR:51:LEU:HG	1.63	0.63
19:CS:9:VAL:HG11	19:CS:41:VAL:HG22	1.80	0.63
19:CS:67:VAL:HG23	19:CS:68:GLY:H	1.63	0.63
26:D0:20:ARG:HD2	26:D0:20:ARG:N	2.12	0.63
36:DA:330:A:O2'	36:DA:331:A:H8	1.82	0.63
36:DA:958:U:OP2	49:DQ:14:ARG:NH1	2.30	0.63
36:DA:1107:G:H5'	45:DJ:58:UNK:N	2.12	0.63
36:DA:1317:A:H2'	36:DA:1318:C:H6	1.62	0.63
37:DB:4:C:H2'	37:DB:5:C:C6	2.34	0.63
37:DB:56:G:H4'	37:DB:57:A:C8	2.32	0.63
41:DF:160:ASN:ND2	41:DF:162:LEU:H	1.97	0.63
42:DG:19:LEU:HB3	42:DG:25:TYR:HE2	1.61	0.63
43:DH:37:VAL:HG12	43:DH:38:SER:N	2.13	0.63
45:DJ:56:UNK:O	45:DJ:58:UNK:N	2.32	0.63
57:DY:84:ARG:HH21	57:DY:97:ARG:HE	1.46	0.63

Continued on next page...

Continued from previous page...

Atom-1	Atom-2	Interatomic distance (Å)	Clash overlap (Å)
1:AA:530:G:N3	1:AA:530:G:H2'	2.12	0.63
1:AA:857:C:H2'	1:AA:858:G:O4'	1.98	0.63
6:AF:30:LEU:H	6:AF:30:LEU:HD23	1.63	0.63
19:AS:65:ASN:HB3	30:B4:48:ARG:HH12	1.64	0.63
36:BA:271(M):G:H5''	44:BI:53:ALA:HB1	1.79	0.63
36:BA:975(A):G:O2'	36:BA:976:C:H5'	1.97	0.63
38:BC:2:PRO:HD2	38:BC:9:ARG:HH22	1.64	0.63
43:BH:41:MET:HE2	43:BH:43:VAL:HG13	1.80	0.63
47:BO:88:ASN:HD21	47:BO:90:GLN:HB2	1.64	0.63
57:BY:2:ARG:NH1	57:BY:3:VAL:HG23	2.12	0.63
57:BY:84:ARG:HH21	57:BY:97:ARG:HE	1.44	0.63
1:CA:836:G:OP1	18:CR:61:LYS:HE2	1.98	0.63
3:CC:153:VAL:HG12	3:CC:154:SER:N	2.14	0.63
4:CD:92:VAL:O	4:CD:96:LEU:HD13	1.98	0.63
14:CN:3:ARG:HG2	14:CN:3:ARG:O	1.98	0.63
18:CR:74:ARG:HA	18:CR:79:LEU:O	1.99	0.63
20:CT:72:LEU:HD22	20:CT:76:ALA:HB1	1.79	0.63
25:CZ:26:LYS:HD3	25:CZ:60:ILE:CA	2.28	0.63
28:D2:39:ALA:HA	28:D2:45:SER:HB3	1.79	0.63
30:D4:48:ARG:HG3	30:D4:49:PHE:N	2.14	0.63
36:DA:38:A:H2'	36:DA:39:C:C6	2.33	0.63
36:DA:330:A:HO2'	36:DA:331:A:H8	1.43	0.63
36:DA:527:C:OP2	36:DA:2779:U:H5	1.82	0.63
36:DA:880:G:H1	36:DA:897:C:N4	1.95	0.63
36:DA:1021:A:H3'	36:DA:1021:A:C8	2.32	0.63
36:DA:1038:C:C3'	36:DA:1039:G:H5''	2.27	0.63
36:DA:1679:U:C2'	36:DA:1680:U:H5'	2.28	0.63
36:DA:2103:C:C2'	36:DA:2104:G:H5''	2.29	0.63
41:DF:65:TRP:CH2	41:DF:75:HIS:HD2	2.17	0.63
41:DF:83:PHE:O	41:DF:84:VAL:HG12	1.97	0.63
46:DN:43:THR:HB	46:DN:46:VAL:HG11	1.81	0.63
48:DP:130:PHE:HB2	48:DP:135:LEU:HD22	1.80	0.63
54:DV:47:VAL:O	54:DV:49:THR:O	2.16	0.63
1:AA:1134:G:H2'	1:AA:1135:U:H5'	1.79	0.63
52:BT:104:ASN:O	52:BT:106:SER:N	2.31	0.63
1:CA:708:C:H2'	1:CA:709:G:C8	2.34	0.63
1:CA:1004:A:H5''	1:CA:1025:U:N3	2.11	0.63
1:CA:1498:U:H1'	1:CA:1499:A:N7	2.13	0.63
19:CS:58:VAL:O	19:CS:58:VAL:HG23	1.98	0.63
30:D4:14:ILE:HD13	30:D4:22:ILE:HB	1.79	0.63
32:D6:47:THR:HG23	32:D6:49:HIS:HE1	1.63	0.63

Continued on next page...

Continued from previous page...

Atom-1	Atom-2	Interatomic distance (Å)	Clash overlap (Å)
36:DA:991:C:H2'	36:DA:992:C:H6	1.63	0.63
36:DA:1853:A:H2'	36:DA:1854:A:C8	2.33	0.63
36:DA:2049:G:H21	40:DE:156:MET:HE3	1.63	0.63
39:DD:8:PRO:HB3	39:DD:14:ARG:CB	2.27	0.63
57:DY:46:LYS:H	57:DY:62:GLU:HB2	1.63	0.63
5:AE:57:LYS:HB3	5:AE:61:TYR:CE2	2.34	0.63
5:AE:135:THR:O	5:AE:138:ALA:HB3	1.98	0.63
8:AH:38:ILE:O	8:AH:42:GLU:HB2	1.99	0.63
16:AP:8:ARG:HB3	16:AP:28:ARG:HH12	1.64	0.63
25:AZ:171:THR:O	25:AZ:173:ASP:N	2.31	0.63
31:B5:47:PRO:O	31:B5:49:CYS:N	2.32	0.63
36:BA:271(P):C:O2'	36:BA:271(Q):G:H5'	1.98	0.63
36:BA:1652:A:C2'	36:BA:1653:G:H5'	2.28	0.63
36:BA:2168:G:N2	36:BA:2170:A:H3'	2.12	0.63
36:BA:2807:G:C3'	36:BA:2808:U:H5''	2.29	0.63
38:BC:48:LEU:HD12	38:BC:48:LEU:N	2.13	0.63
42:BG:38:VAL:H	42:BG:158:ALA:CB	2.02	0.63
44:BI:81:VAL:O	44:BI:143:SER:HB2	1.99	0.63
48:BP:79:ARG:HG3	48:BP:110:TYR:CB	2.28	0.63
51:BS:90:GLY:O	51:BS:92:TYR:N	2.29	0.63
53:BU:115:ALA:C	53:BU:117:GLN:H	2.02	0.63
54:BV:39:LEU:C	54:BV:40:LEU:HD23	2.18	0.63
1:CA:52:G:O2'	1:CA:53:A:H5'	1.98	0.63
1:CA:473:G:C5'	16:CP:81:ARG:HE	2.05	0.63
1:CA:981:U:OP1	14:CN:6:LEU:HD21	1.99	0.63
1:CA:1308:U:OP1	13:CM:98:VAL:N	2.31	0.63
1:CA:1329:A:O2'	1:CA:1330:U:H5'	1.99	0.63
7:CG:146:GLU:HA	7:CG:149:ARG:HB2	1.79	0.63
23:CW:24:U:H2'	23:CW:25:C:C6	2.33	0.63
23:CW:68:C:O2'	23:CW:69:C:H5'	1.98	0.63
25:CZ:5:TRP:HE3	25:CZ:9:SER:O	1.81	0.63
36:DA:1009:A:H5'	53:DU:59:ARG:HD3	1.79	0.63
36:DA:1290:C:H2'	36:DA:1291:C:H6	1.62	0.63
36:DA:1403:C:H5''	36:DA:1471:A:H1'	1.80	0.63
36:DA:2807:G:C3'	36:DA:2808:U:H5''	2.29	0.63
48:DP:47:ASP:HB3	48:DP:48:PRO:CA	2.28	0.63
53:DU:115:ALA:C	53:DU:117:GLN:H	2.00	0.63
57:DY:7:VAL:HB	57:DY:8:LYS:NZ	2.13	0.63
1:AA:222:U:H2'	1:AA:223:U:C6	2.32	0.63
1:AA:1054:C:H2'	1:AA:1055:A:H5''	1.79	0.63
3:AC:112:SER:HB3	3:AC:115:LEU:HD12	1.81	0.63

Continued on next page...

Continued from previous page...

Atom-1	Atom-2	Interatomic distance (Å)	Clash overlap (Å)
4:AD:107:ARG:HD2	4:AD:173:TRP:CZ2	2.34	0.63
8:AH:13:ILE:O	8:AH:17:THR:HG23	1.99	0.63
14:AN:24:CYS:HB3	14:AN:27:CYS:O	1.98	0.63
16:AP:13:HIS:C	16:AP:15:PRO:HD3	2.19	0.63
19:AS:6:LYS:H	19:AS:6:LYS:HD2	1.64	0.63
36:BA:626:U:C2	48:BP:105:LEU:HG	2.34	0.63
36:BA:1827:C:O2'	36:BA:1828:G:H5'	1.98	0.63
36:BA:2444:G:OP2	41:BF:68:LYS:HE2	1.99	0.63
37:BB:56:G:H4'	37:BB:57:A:H8	1.62	0.63
41:BF:158:THR:HB	41:BF:195:ASP:HB2	1.79	0.63
42:BG:58:GLN:HG3	42:BG:59:GLU:N	2.14	0.63
42:BG:180:PHE:HB2	42:BG:182:LYS:HE3	1.80	0.63
44:BI:73:GLU:HG2	44:BI:74:ASN:N	2.13	0.63
1:CA:190:U:H2'	1:CA:191:G:C8	2.34	0.63
1:CA:1137:C:H4'	1:CA:1138:G:C2	2.34	0.63
7:CG:138:LYS:HE2	7:CG:142:GLU:OE2	1.99	0.63
8:CH:91:ARG:HH11	8:CH:91:ARG:HG2	1.64	0.63
36:DA:547:A:H1'	36:DA:548:A:N7	2.14	0.63
36:DA:626:U:C2	48:DP:105:LEU:HG	2.34	0.63
36:DA:646:A:N3	36:DA:646:A:H5'	2.13	0.63
36:DA:910:A:H62	49:DQ:12:GLN:HA	1.63	0.63
36:DA:2894:G:H2'	36:DA:2894:G:N3	2.14	0.63
38:DC:48:LEU:HD12	38:DC:48:LEU:N	2.14	0.63
43:DH:158:HIS:CD2	43:DH:170:ARG:HA	2.34	0.63
44:DI:8:PRO:HB3	44:DI:14:ASP:H	1.62	0.63
44:DI:83:ALA:HA	44:DI:89:TYR:N	2.13	0.63
52:DT:125:ARG:O	52:DT:128:GLU:HG3	1.98	0.63
53:DU:66:ASN:ND2	53:DU:70:ARG:HE	1.97	0.63
1:AA:165:C:H2'	1:AA:166:G:C8	2.32	0.63
1:AA:413:G:H1'	1:AA:428:G:N2	2.13	0.63
1:AA:627:G:H2'	1:AA:628:G:H8	1.63	0.63
1:AA:977:A:H2'	1:AA:978:A:H5'	1.81	0.63
4:AD:31:CYS:O	4:AD:31:CYS:SG	2.56	0.63
8:AH:64:LYS:HG2	8:AH:79:VAL:HG21	1.79	0.63
9:AI:43:ALA:HA	9:AI:74:ILE:HD13	1.81	0.63
11:AK:91:ARG:HD2	11:AK:92:GLU:N	2.14	0.63
16:AP:3:LYS:O	16:AP:21:VAL:HA	1.98	0.63
26:B0:48:GLY:HA3	26:B0:80:HIS:ND1	2.14	0.63
36:BA:94(A):G:H2'	36:BA:95:G:O4'	1.98	0.63
36:BA:719:C:O2'	36:BA:720:C:H5'	1.99	0.63
36:BA:911:A:H2'	49:BQ:9:TYR:OH	1.99	0.63

Continued on next page...

Continued from previous page...

Atom-1	Atom-2	Interatomic distance (Å)	Clash overlap (Å)
36:BA:2134:A:H1'	36:BA:2159:G:N2	2.06	0.63
36:BA:2302:G:H21	42:BG:128:ARG:CB	2.12	0.63
36:BA:2632:A:H2	40:BE:61:ARG:HD2	1.63	0.63
37:BB:112:U:H2'	37:BB:113:G:H8	1.61	0.63
42:BG:10:LYS:O	42:BG:15:VAL:HG23	1.99	0.63
52:BT:30:VAL:HG21	52:BT:83:ILE:HG12	1.81	0.63
57:BY:47:LYS:O	57:BY:48:ALA:HB2	1.98	0.63
1:CA:1128:C:H1'	1:CA:1146:A:H61	1.62	0.63
12:CL:24:VAL:O	12:CL:24:VAL:HG12	1.97	0.63
18:CR:87:ARG:HB3	18:CR:87:ARG:NH1	2.13	0.63
23:CV:6:G:H1	23:CV:67:C:H42	1.47	0.63
59:CX:19:OMU:O2'	25:CY:51:ASN:ND2	2.31	0.63
36:DA:997:G:O2'	36:DA:998:C:H5'	1.99	0.63
36:DA:2472:G:H3'	36:DA:2475:C:H42	1.63	0.63
37:DB:81:G:H2'	37:DB:82:G:H5'	1.81	0.63
38:DC:48:LEU:HA	38:DC:209:PHE:O	1.98	0.63
39:DD:35:LYS:HZ2	39:DD:35:LYS:HB3	1.62	0.63
42:DG:100:TRP:C	42:DG:102:PHE:H	2.02	0.63
44:DI:1:MET:HG3	44:DI:23:PRO:HG3	1.80	0.63
45:DJ:72:UNK:O	45:DJ:74:UNK:N	2.32	0.63
48:DP:18:ARG:HB3	48:DP:18:ARG:CZ	2.28	0.63
58:DZ:5:LEU:O	58:DZ:59:LEU:HD13	1.98	0.63
1:AA:15:G:H4'	5:AE:24:ARG:HH12	1.63	0.63
1:AA:390:C:O3'	16:AP:28:ARG:NH2	2.31	0.63
3:AC:70:VAL:HG12	3:AC:72:LYS:H	1.62	0.63
4:AD:170:VAL:HG12	4:AD:171:GLY:N	2.14	0.63
7:AG:113:GLU:CB	7:AG:119:ARG:HG2	2.28	0.63
18:AR:26:LEU:HD21	18:AR:42:ARG:NH1	2.14	0.63
18:AR:45:SER:H	18:AR:51:LEU:HG	1.63	0.63
22:AV:37:A:C2	24:AX:16:A:C6	2.87	0.63
23:AW:34:C:H2'	23:AW:35:A:O4'	1.98	0.63
24:AX:23:A:H8	24:AX:23:A:O5'	1.82	0.63
36:BA:880:G:H1	36:BA:897:C:N4	1.96	0.63
36:BA:2591:C:H2'	36:BA:2592:G:C8	2.34	0.63
37:BB:7:G:H3'	37:BB:8:U:C5'	2.23	0.63
40:BE:59:VAL:O	40:BE:60:ASN:ND2	2.31	0.63
41:BF:160:ASN:ND2	41:BF:162:LEU:H	1.97	0.63
47:BO:77:ILE:HD13	52:BT:74:ARG:HD3	1.80	0.63
49:BQ:60:ARG:HG3	58:BZ:179:ASP:OD2	1.99	0.63
50:BR:104:ARG:HD2	50:BR:109:ALA:HB3	1.81	0.63
51:BS:12:PHE:HE2	51:BS:91:PRO:HG3	1.64	0.63

Continued on next page...

Continued from previous page...

Atom-1	Atom-2	Interatomic distance (Å)	Clash overlap (Å)
1:CA:1080:A:H5'	5:CE:14:ARG:HH21	1.64	0.63
1:CA:1288:A:N1	1:CA:1371:G:H1'	2.13	0.63
8:CH:20:TYR:HA	8:CH:65:TYR:HE2	1.64	0.63
36:DA:587:C:H2'	48:DP:33:ARG:NH2	2.13	0.63
36:DA:744:G:OP1	40:DE:132:HIS:HB3	1.99	0.63
36:DA:2444:G:OP2	41:DF:68:LYS:HE2	1.99	0.63
39:DD:94:LEU:HD23	39:DD:95:LEU:N	2.12	0.63
40:DE:134:ILE:C	40:DE:134:ILE:HD12	2.20	0.63
43:DH:83:TYR:HD1	43:DH:135:GLY:O	1.80	0.63
43:DH:117:PRO:HB3	43:DH:123:PHE:CE2	2.34	0.63
44:DI:109:ILE:HD12	44:DI:109:ILE:N	2.14	0.63
46:DN:73:THR:HG23	46:DN:82:LEU:HD11	1.79	0.63
58:DZ:127:LYS:HZ1	58:DZ:164:ALA:HB2	1.64	0.63
1:AA:190:U:H2'	1:AA:191:G:C8	2.34	0.63
1:AA:272:C:O2'	1:AA:273:A:H5'	1.99	0.63
13:AM:13:LYS:O	13:AM:45:VAL:HG23	1.99	0.63
24:AX:18:G:C2'	24:AX:19:OMU:OP2	2.46	0.63
32:B6:11:LEU:HD12	32:B6:26:ASN:HB2	1.81	0.63
33:B7:34:ARG:NH1	33:B7:39:ARG:HG3	2.14	0.63
36:BA:1358:G:O2'	36:BA:1359:A:H5''	1.98	0.63
40:BE:179:GLU:O	40:BE:180:ASN:HB2	1.97	0.63
41:BF:65:TRP:CH2	41:BF:75:HIS:HD2	2.17	0.63
47:BO:104:ARG:HE	52:BT:33:LYS:HD2	1.64	0.63
48:BP:80:TYR:CE1	48:BP:111:ARG:HD3	2.34	0.63
52:BT:48:ILE:H	52:BT:48:ILE:HD12	1.64	0.63
1:CA:390:C:O3'	16:CP:28:ARG:NH2	2.32	0.63
1:CA:600:C:OP1	8:CH:97:VAL:HG12	1.98	0.63
1:CA:1308:U:H5'	13:CM:110:ARG:HD2	1.80	0.63
4:CD:170:VAL:HG12	4:CD:171:GLY:N	2.14	0.63
10:CJ:51:ARG:HG2	10:CJ:60:ARG:HA	1.80	0.63
23:CW:13:C:HO2'	23:CW:14:A:H8	1.47	0.63
32:D6:5:VAL:HG13	32:D6:6:ARG:N	2.14	0.63
36:DA:29:U:H2'	36:DA:30:G:C8	2.34	0.63
36:DA:94(A):G:H2'	36:DA:95:G:O4'	1.99	0.63
36:DA:1021:A:H3'	36:DA:1021:A:H8	1.64	0.63
36:DA:1171:G:H3'	36:DA:1173:G:O4'	1.98	0.63
36:DA:1658:C:OP1	40:DE:132:HIS:ND1	2.31	0.63
36:DA:2162:G:H2'	36:DA:2163:C:C6	2.34	0.63
43:DH:83:TYR:HB3	43:DH:134:SER:HA	1.79	0.63
48:DP:7:ARG:NH1	48:DP:7:ARG:CA	2.62	0.63
57:DY:88:LYS:NZ	57:DY:93:GLY:HA3	2.12	0.63

Continued on next page...

Continued from previous page...

Atom-1	Atom-2	Interatomic distance (Å)	Clash overlap (Å)
1:AA:1226:C:N4	13:AM:104:ARG:HB2	2.13	0.62
2:AB:39:ILE:HG22	2:AB:40:HIS:N	2.14	0.62
17:AQ:76:LEU:HD12	17:AQ:77:VAL:N	2.13	0.62
25:AY:11:ASP:HA	25:AY:14:LEU:HG	1.80	0.62
32:B6:47:THR:HG23	32:B6:49:HIS:HE1	1.63	0.62
36:BA:1970:A:H5''	36:BA:1971:A:OP1	1.99	0.62
37:BB:4:C:H2'	37:BB:5:C:C6	2.34	0.62
37:BB:73:A:H2'	37:BB:74:U:H5'	1.81	0.62
43:BH:158:HIS:CD2	43:BH:170:ARG:HA	2.34	0.62
45:BJ:88:UNK:C	45:BJ:90:UNK:H	2.12	0.62
52:BT:27:THR:O	52:BT:28:VAL:CG2	2.43	0.62
52:BT:119:LYS:O	52:BT:123:GLN:HG2	1.99	0.62
54:BV:47:VAL:HG12	54:BV:52:VAL:HB	1.81	0.62
56:BX:57:LEU:HD11	56:BX:78:LYS:HG2	1.80	0.62
1:CA:969:A:O2'	1:CA:970:C:H5'	1.99	0.62
16:CP:13:HIS:C	16:CP:15:PRO:HD3	2.19	0.62
21:CU:6:ARG:O	21:CU:7:ARG:HG3	1.99	0.62
25:CZ:64:HIS:ND1	25:CZ:81:ARG:HB3	2.14	0.62
27:D1:71:TYR:HE2	44:DI:27:ARG:HG3	1.64	0.62
36:DA:2150:U:H2'	36:DA:2151:G:C8	2.34	0.62
36:DA:2893:G:H5'	36:DA:2894:G:C5'	2.26	0.62
39:DD:108:PRO:HB3	39:DD:143:HIS:CE1	2.34	0.62
40:DE:101:ARG:HB3	40:DE:169:ASN:ND2	2.14	0.62
42:DG:85:GLY:O	42:DG:86:MET:HB2	1.98	0.62
44:DI:77:LEU:HD21	44:DI:79:ILE:CB	2.22	0.62
48:DP:79:ARG:HG3	48:DP:110:TYR:CB	2.28	0.62
48:DP:101:VAL:HG12	48:DP:107:LYS:H	1.63	0.62
52:DT:23:ARG:HG2	52:DT:120:ARG:NH1	2.12	0.62
58:DZ:127:LYS:O	58:DZ:127:LYS:CG	2.47	0.62
4:AD:49:ARG:HA	4:AD:49:ARG:HE	1.63	0.62
5:AE:76:ILE:HD11	5:AE:142:LEU:HD11	1.81	0.62
23:AW:24:U:H2'	23:AW:25:C:C6	2.34	0.62
26:B0:20:ARG:HD2	26:B0:20:ARG:N	2.14	0.62
26:B0:36:ILE:HG23	36:BA:2354:G:O2'	1.99	0.62
27:B1:8:SER:HB3	27:B1:66:HIS:CD2	2.35	0.62
36:BA:245:G:H5'	48:BP:69:GLY:HA3	1.80	0.62
36:BA:1027:A:C2	36:BA:2488:A:H5'	2.34	0.62
42:BG:180:PHE:C	42:BG:182:LYS:H	2.03	0.62
50:BR:2:ARG:HH11	50:BR:2:ARG:N	1.97	0.62
55:BW:6:ILE:HA	55:BW:103:ILE:O	1.98	0.62
1:CA:977:A:H2'	1:CA:978:A:H5'	1.80	0.62

Continued on next page...

Continued from previous page...

Atom-1	Atom-2	Interatomic distance (Å)	Clash overlap (Å)
2:CB:12:GLU:O	2:CB:14:GLY:N	2.32	0.62
3:CC:111:LEU:HD21	3:CC:144:SER:O	1.99	0.62
5:CE:6:PHE:HB2	5:CE:34:VAL:HG22	1.79	0.62
11:CK:124:LYS:C	11:CK:125:PHE:HD1	2.03	0.62
13:CM:13:LYS:O	13:CM:45:VAL:HG23	1.99	0.62
17:CQ:60:ILE:HB	17:CQ:74:LEU:HD23	1.79	0.62
18:CR:40:LEU:H	18:CR:40:LEU:HD12	1.64	0.62
19:CS:42:PRO:O	19:CS:43:GLU:HB3	1.99	0.62
31:D5:47:PRO:O	31:D5:49:CYS:N	2.32	0.62
36:DA:1015:G:O2'	36:DA:1016:G:H5'	1.98	0.62
36:DA:1563:G:O2'	36:DA:1564:C:H5'	1.99	0.62
36:DA:1679:U:H2'	36:DA:1680:U:H5'	1.81	0.62
36:DA:2789:C:H5'	36:DA:2790:A:OP1	1.99	0.62
39:DD:35:LYS:HD3	39:DD:61:LEU:HB3	1.79	0.62
42:DG:168:GLU:HA	42:DG:171:ALA:HB3	1.81	0.62
50:DR:24:GLN:HE22	50:DR:36:THR:HG21	1.63	0.62
52:DT:104:ASN:O	52:DT:106:SER:N	2.31	0.62
54:DV:29:PRO:O	54:DV:61:VAL:HG22	1.99	0.62
57:DY:7:VAL:C	57:DY:8:LYS:HD2	2.19	0.62
58:DZ:103:ARG:H	58:DZ:139:VAL:CG2	2.06	0.62
25:AY:3:LEU:HD21	25:AY:5:TRP:CZ2	2.34	0.62
25:AZ:164:HIS:ND1	25:AZ:181:ARG:HB3	2.14	0.62
32:B6:13:CYS:HB3	32:B6:49:HIS:HB3	1.80	0.62
36:BA:271(R):G:H2'	36:BA:271(S):G:C8	2.33	0.62
36:BA:962:G:O2'	36:BA:963:U:H5'	1.99	0.62
36:BA:1339:G:H5''	56:BX:16:LYS:HD3	1.80	0.62
36:BA:2150:U:H2'	36:BA:2151:G:C8	2.34	0.62
36:BA:2632:A:O2'	40:BE:61:ARG:NH2	2.32	0.62
38:BC:15:VAL:CG1	38:BC:33:LEU:HD11	2.29	0.62
39:BD:8:PRO:HB3	39:BD:14:ARG:CB	2.28	0.62
39:BD:32:SER:C	39:BD:36:PRO:HD3	2.19	0.62
46:BN:3:THR:O	46:BN:4:TYR:CD1	2.53	0.62
53:BU:66:ASN:ND2	53:BU:70:ARG:HE	1.97	0.62
58:BZ:67:LEU:HB3	58:BZ:90:VAL:HG13	1.81	0.62
58:BZ:125:LEU:HD23	58:BZ:164:ALA:O	1.99	0.62
1:CA:59:A:H3'	1:CA:331:G:H22	1.63	0.62
1:CA:658:G:O4'	15:CO:22:THR:HB	1.98	0.62
1:CA:1414:U:H2'	1:CA:1415:G:H8	1.63	0.62
3:CC:106:VAL:C	3:CC:108:ASN:H	2.01	0.62
20:CT:42:GLN:HE21	20:CT:42:GLN:HA	1.65	0.62
23:CW:55:U:H4'	38:DC:168:LYS:CE	2.29	0.62

Continued on next page...

Continued from previous page...

Atom-1	Atom-2	Interatomic distance (Å)	Clash overlap (Å)
36:DA:139(A):G:N2	56:DX:44:GLU:OE1	2.31	0.62
36:DA:2103:C:H3'	36:DA:2104:G:H5''	1.80	0.62
36:DA:2311:A:C8	42:DG:77:ILE:HD12	2.34	0.62
36:DA:2422:A:H4'	36:DA:2423:U:OP1	1.98	0.62
38:DC:181:PHE:HD1	38:DC:181:PHE:H	1.47	0.62
41:DF:20:LEU:HB3	41:DF:23:ASP:OD2	1.99	0.62
42:DG:44:GLY:CA	42:DG:88:ILE:HG13	2.29	0.62
51:DS:12:PHE:HE2	51:DS:91:PRO:HG3	1.64	0.62
52:DT:27:THR:O	52:DT:28:VAL:CG2	2.42	0.62
1:AA:84:U:C2'	1:AA:88:A:H5'	2.29	0.62
1:AA:474:G:H2'	1:AA:475:G:H8	1.64	0.62
19:AS:62:ILE:HD12	19:AS:66:MET:HG3	1.81	0.62
25:AY:55:PHE:HB3	25:AY:67:VAL:CG1	2.30	0.62
27:B1:89:GLU:O	27:B1:93:GLU:HG2	1.99	0.62
33:B7:8:ASN:HD22	33:B7:9:ARG:N	1.97	0.62
36:BA:108:U:H2'	36:BA:109:G:C8	2.34	0.62
36:BA:910:A:H62	49:BQ:12:GLN:HA	1.63	0.62
36:BA:1820:U:O2	39:BD:201:HIS:HB3	2.00	0.62
42:BG:72:ARG:HB3	42:BG:87:PRO:HD2	1.82	0.62
49:BQ:27:VAL:HG12	49:BQ:28:ALA:N	2.13	0.62
54:BV:29:PRO:O	54:BV:61:VAL:HG22	1.98	0.62
54:BV:38:LEU:HD23	54:BV:39:LEU:N	2.14	0.62
1:CA:262:A:H2'	1:CA:263:A:C8	2.35	0.62
1:CA:538:G:O2'	1:CA:539:A:H5'	1.99	0.62
1:CA:627:G:H2'	1:CA:628:G:C8	2.34	0.62
1:CA:1172:C:H2'	1:CA:1173:G:H8	1.65	0.62
7:CG:113:GLU:CB	7:CG:119:ARG:HG2	2.25	0.62
13:CM:29:ARG:HD3	13:CM:64:TRP:CZ3	2.34	0.62
32:D6:7:ILE:HG23	32:D6:27:LYS:HE3	1.82	0.62
32:D6:7:ILE:HD12	32:D6:28:ARG:HD3	1.79	0.62
36:DA:869:G:O2'	36:DA:870:A:H5'	1.98	0.62
36:DA:1316:U:O2'	36:DA:1317:A:H5'	1.99	0.62
36:DA:1348:G:C2'	36:DA:1349:A:H5''	2.29	0.62
42:DG:51:ARG:HA	42:DG:51:ARG:HE	1.65	0.62
42:DG:55:LYS:O	42:DG:59:GLU:HG3	1.99	0.62
42:DG:107:LEU:CD1	42:DG:177:GLY:HA3	2.29	0.62
42:DG:139:LEU:C	42:DG:144:ILE:HG12	2.20	0.62
44:DI:5:LEU:HD12	44:DI:17:GLN:O	1.98	0.62
48:DP:21:ARG:HD3	48:DP:29:LYS:HE3	1.79	0.62
58:DZ:24:LEU:HD12	58:DZ:41:LEU:HG	1.82	0.62
1:AA:17:U:H2'	1:AA:18:C:C6	2.35	0.62

Continued on next page...

Continued from previous page...

Atom-1	Atom-2	Interatomic distance (Å)	Clash overlap (Å)
1:AA:1054:C:O2'	1:AA:1055:A:H5''	1.99	0.62
1:AA:1206:G:H4'	3:AC:192:THR:O	2.00	0.62
5:AE:107:ARG:C	5:AE:109:ILE:N	2.51	0.62
25:AZ:126:LYS:HG2	25:AZ:130:LEU:HD11	1.82	0.62
30:B4:22:ILE:HG21	42:BG:108:ASN:HD22	1.64	0.62
30:B4:33:VAL:HG12	30:B4:35:VAL:N	2.14	0.62
36:BA:1257:C:H4'	41:BF:83:PHE:CE1	2.34	0.62
46:BN:57:ALA:O	46:BN:58:ASP:O	2.17	0.62
58:BZ:69:THR:CG2	58:BZ:90:VAL:HG22	2.30	0.62
1:CA:15:G:H4'	5:CE:24:ARG:HH12	1.64	0.62
1:CA:474:G:H2'	1:CA:475:G:H8	1.64	0.62
1:CA:530:G:C8	25:CY:60:ILE:O	2.51	0.62
1:CA:1226:C:H42	13:CM:104:ARG:HD2	1.64	0.62
8:CH:38:ILE:O	8:CH:42:GLU:HB2	1.99	0.62
8:CH:44:PHE:HA	8:CH:79:VAL:HG11	1.81	0.62
15:CO:56:LEU:O	15:CO:60:VAL:HG23	1.99	0.62
23:CW:51:C:H2'	23:CW:52:G:H8	1.64	0.62
25:CY:8:GLU:O	25:CY:12:ASP:HB2	2.00	0.62
30:D4:14:ILE:O	30:D4:21:VAL:HG13	2.00	0.62
34:D8:15:LYS:HD2	48:DP:65:ARG:HH22	1.64	0.62
34:D8:32:LEU:HB2	34:D8:36:LYS:HD2	1.79	0.62
36:DA:2023:G:H5'	36:DA:2617:C:H4'	1.80	0.62
36:DA:2668:G:O2'	36:DA:2669:G:H5'	1.99	0.62
42:DG:44:GLY:C	42:DG:88:ILE:HG13	2.19	0.62
47:DO:104:ARG:CZ	52:DT:33:LYS:HD2	2.30	0.62
48:DP:140:ALA:O	48:DP:141:ALA:HB3	1.98	0.62
58:DZ:59:LEU:O	58:DZ:67:LEU:CD2	2.47	0.62
1:AA:184:G:H2'	1:AA:185:A:H8	1.64	0.62
1:AA:243:A:H4'	1:AA:244:U:O5'	1.99	0.62
1:AA:969:A:O2'	1:AA:970:C:H5'	1.98	0.62
1:AA:1128:C:H1'	1:AA:1146:A:H61	1.64	0.62
1:AA:1220:G:O3'	19:AS:36:ARG:HD3	1.99	0.62
5:AE:11:ILE:HD12	5:AE:31:LEU:HD13	1.81	0.62
6:AF:30:LEU:HD23	6:AF:30:LEU:N	2.13	0.62
6:AF:89:MET:O	6:AF:89:MET:HG2	1.99	0.62
13:AM:84:ILE:O	13:AM:84:ILE:HG22	2.00	0.62
14:AN:45:ARG:O	14:AN:49:HIS:HD2	1.83	0.62
24:AX:17:U:O5'	24:AX:17:U:H6	1.81	0.62
28:B2:15:LYS:O	28:B2:15:LYS:HG3	1.98	0.62
32:B6:12:GLU:HA	32:B6:23:THR:HA	1.81	0.62
36:BA:528:A:N1	36:BA:2042:A:H2'	2.15	0.62

Continued on next page...

Continued from previous page...

Atom-1	Atom-2	Interatomic distance (Å)	Clash overlap (Å)
36:BA:1658:C:OP1	40:BE:132:HIS:ND1	2.32	0.62
36:BA:1899:G:N2	36:BA:1902:C:H5	1.96	0.62
36:BA:2126:A:H4'	36:BA:2127:G:O5'	1.98	0.62
36:BA:2801(A):A:C4'	36:BA:2802:G:H2'	2.30	0.62
41:BF:132:VAL:HG13	41:BF:133:ASN:N	2.15	0.62
43:BH:105:LEU:HD23	43:BH:105:LEU:H	1.65	0.62
48:BP:38:GLN:HG3	48:BP:41:ARG:HD2	1.82	0.62
58:BZ:4:ARG:HB3	58:BZ:60:GLU:OE2	1.99	0.62
1:CA:1010:G:H2'	1:CA:1011:G:C8	2.35	0.62
1:CA:1517:G:H1'	36:DA:1919:A:O3'	2.00	0.62
2:CB:114:ARG:HA	2:CB:117:GLU:HB3	1.82	0.62
4:CD:49:ARG:O	4:CD:51:PRO:HD3	2.00	0.62
4:CD:107:ARG:HD2	4:CD:173:TRP:HZ2	1.63	0.62
25:CY:15:TYR:O	25:CY:19:THR:HB	1.99	0.62
33:D7:46:VAL:HG12	33:D7:47:ARG:N	2.14	0.62
36:DA:2136:C:N4	36:DA:2155:G:H1	1.95	0.62
42:DG:27:ASN:HB2	42:DG:30:GLU:HG3	1.82	0.62
54:DV:47:VAL:HG12	54:DV:52:VAL:HB	1.82	0.62
58:DZ:77:ASP:O	58:DZ:79:ARG:N	2.31	0.62
1:AA:658:G:O4'	15:AO:22:THR:HB	2.00	0.62
1:AA:972:C:OP2	10:AJ:57:LYS:HE2	2.00	0.62
13:AM:89:GLY:C	13:AM:91:ARG:H	2.02	0.62
20:AT:45:GLN:HB2	20:AT:91:LEU:HD13	1.82	0.62
25:AZ:147:PRO:HD3	25:AZ:156:TRP:CZ3	2.35	0.62
34:B8:58:ILE:CG2	48:BP:49:ARG:HD2	2.29	0.62
36:BA:674:G:H1'	41:BF:74:ARG:CD	2.30	0.62
36:BA:784:A:C5	39:BD:229:VAL:HG21	2.34	0.62
36:BA:2052:G:H4'	40:BE:143:ASN:O	2.00	0.62
36:BA:2666:C:H5''	36:BA:2667:C:H5	1.65	0.62
38:BC:181:PHE:H	38:BC:181:PHE:HD1	1.48	0.62
43:BH:30:LYS:HE3	43:BH:81:GLU:CG	2.29	0.62
44:BI:88:ILE:HG12	44:BI:142:VAL:HG13	1.82	0.62
51:BS:58:LEU:O	51:BS:59:LYS:O	2.18	0.62
54:BV:39:LEU:CA	54:BV:47:VAL:HG11	2.29	0.62
58:BZ:19:ARG:HH11	58:BZ:19:ARG:HG2	1.65	0.62
1:CA:950:U:H2'	1:CA:951:G:H8	1.63	0.62
1:CA:1057:G:H5''	3:CC:154:SER:CB	2.20	0.62
14:CN:24:CYS:HB3	14:CN:27:CYS:O	1.99	0.62
32:D6:10:LEU:H	32:D6:10:LEU:CD2	2.08	0.62
36:DA:118:A:H5'	36:DA:119:A:H8	1.63	0.62
36:DA:626:U:H5''	36:DA:627:A:H5'	1.82	0.62

Continued on next page...

Continued from previous page...

Atom-1	Atom-2	Interatomic distance (Å)	Clash overlap (Å)
36:DA:1358:G:O2'	36:DA:1359:A:H5''	2.00	0.62
36:DA:1827:C:C2'	36:DA:1828:G:H5'	2.30	0.62
36:DA:2312:U:C2'	36:DA:2313:C:H5''	2.29	0.62
36:DA:2646:C:OP2	36:DA:2732:G:O2'	2.16	0.62
36:DA:2666:C:H5''	36:DA:2667:C:H5	1.65	0.62
36:DA:2822:G:H2'	36:DA:2823:A:H5''	1.81	0.62
44:DI:74:ASN:ND2	44:DI:75:LEU:H	1.97	0.62
51:DS:48:LEU:HD12	51:DS:48:LEU:N	2.13	0.62
54:DV:39:LEU:HA	54:DV:47:VAL:CG1	2.27	0.62
58:DZ:138:GLU:HB2	58:DZ:156:LYS:CB	2.29	0.62
1:AA:107:G:C2'	1:AA:108:G:H5'	2.30	0.62
1:AA:1116:C:H3'	1:AA:1117:G:H5''	1.82	0.62
8:AH:29:SER:HB3	8:AH:32:LYS:CD	2.30	0.62
8:AH:30:ARG:HB3	8:AH:30:ARG:NH1	2.14	0.62
20:AT:39:LYS:O	20:AT:43:LEU:HG	1.99	0.62
23:AW:41:C:H2'	23:AW:42:G:H8	1.64	0.62
24:AX:17:U:O2'	24:AX:18:G:H5'	1.99	0.62
24:AX:18:G:H2'	24:AX:19:OMU:OP2	1.99	0.62
31:B5:35:GLU:O	31:B5:36:CYS:HB3	1.98	0.62
36:BA:2298:A:H2'	36:BA:2299:G:O4'	2.00	0.62
36:BA:2579:C:O3'	40:BE:131:ALA:HB2	1.99	0.62
37:BB:56:G:H4'	37:BB:57:A:C8	2.35	0.62
43:BH:30:LYS:HD2	43:BH:83:TYR:OH	1.99	0.62
44:BI:8:PRO:CB	44:BI:14:ASP:H	2.13	0.62
58:BZ:150:LEU:HG	58:BZ:171:ILE:HD11	1.81	0.62
1:CA:349:A:O2'	1:CA:350:G:H5'	1.98	0.62
1:CA:628:G:O2'	1:CA:629:G:H5'	2.00	0.62
1:CA:1134:G:H2'	1:CA:1135:U:H5'	1.80	0.62
2:CB:196:LEU:CD1	2:CB:197:VAL:HG23	2.25	0.62
3:CC:18:TRP:N	3:CC:18:TRP:CE3	2.67	0.62
3:CC:52:LEU:HD23	3:CC:52:LEU:N	2.13	0.62
3:CC:58:GLU:HB2	3:CC:65:ALA:HB3	1.82	0.62
5:CE:76:ILE:HG22	5:CE:93:PRO:HB3	1.81	0.62
9:CI:29:ASN:OD1	9:CI:64:THR:HG23	2.00	0.62
9:CI:43:ALA:HA	9:CI:74:ILE:HD13	1.80	0.62
13:CM:13:LYS:HA	13:CM:44:ARG:HH11	1.65	0.62
23:CV:29:G:O2'	23:CV:30:G:H5'	1.99	0.62
23:CV:66:C:H2'	23:CV:67:C:C6	2.33	0.62
30:D4:12:ALA:CB	30:D4:29:PRO:HA	2.25	0.62
36:DA:1997:G:O2'	36:DA:1998:G:H5'	1.98	0.62
36:DA:2303:G:O2'	42:DG:132:ASN:HB2	1.98	0.62

Continued on next page...

Continued from previous page...

Atom-1	Atom-2	Interatomic distance (Å)	Clash overlap (Å)
36:DA:2792:G:H1	36:DA:2804:C:H42	1.47	0.62
42:DG:45:GLU:N	42:DG:88:ILE:HG13	2.15	0.62
46:DN:87:LEU:O	46:DN:90:MET:HB2	1.99	0.62
51:DS:69:VAL:O	51:DS:72:ALA:HB3	1.99	0.62
57:DY:7:VAL:HB	57:DY:8:LYS:CD	2.29	0.62
57:DY:57:GLN:HG2	57:DY:58:GLY:N	2.15	0.62
1:AA:107:G:H2'	1:AA:108:G:H5'	1.82	0.62
1:AA:349:A:O2'	1:AA:350:G:H5'	1.99	0.62
1:AA:973:G:H3'	1:AA:974:A:H5''	1.80	0.62
1:AA:1294:G:O2'	1:AA:1295:G:H5'	2.00	0.62
1:AA:1296:C:H3'	1:AA:1297:C:C6	2.35	0.62
4:AD:30:LYS:CB	4:AD:35:ARG:HD2	2.30	0.62
4:AD:92:VAL:O	4:AD:96:LEU:HD13	2.00	0.62
4:AD:129:ASN:H	4:AD:129:ASN:HD22	1.48	0.62
7:AG:146:GLU:CA	7:AG:149:ARG:HB2	2.30	0.62
17:AQ:50:LYS:HE3	17:AQ:51:TYR:CE1	2.34	0.62
19:AS:37:ARG:O	19:AS:70:LYS:HD3	2.00	0.62
26:B0:27:GLU:HG2	26:B0:68:GLU:HA	1.81	0.62
34:B8:28:GLY:O	34:B8:32:LEU:HG	2.00	0.62
35:B9:7:VAL:HG12	35:B9:34:GLN:NE2	2.15	0.62
36:BA:1028:A:N6	36:BA:1125:G:H2'	2.15	0.62
40:BE:34:VAL:O	40:BE:34:VAL:CG2	2.46	0.62
40:BE:101:ARG:HB3	40:BE:169:ASN:ND2	2.15	0.62
42:BG:122:PRO:HG2	42:BG:123:ASN:OD1	2.00	0.62
44:BI:3:VAL:HG12	44:BI:36:ALA:HB1	1.82	0.62
49:BQ:26:TYR:CE1	49:BQ:28:ALA:HB2	2.35	0.62
50:BR:70:LEU:O	50:BR:72:ASP:N	2.25	0.62
54:BV:38:LEU:C	54:BV:39:LEU:HD13	2.20	0.62
57:BY:27:VAL:HG12	57:BY:29:GLU:OE1	2.00	0.62
58:BZ:5:LEU:HD13	58:BZ:47:VAL:HG21	1.82	0.62
1:CA:158:G:O2'	1:CA:159:G:H5'	1.99	0.62
1:CA:1296:C:H3'	1:CA:1297:C:C6	2.34	0.62
1:CA:1327:C:H2'	1:CA:1328:C:C6	2.35	0.62
2:CB:71:VAL:HG13	2:CB:93:VAL:HB	1.80	0.62
6:CF:30:LEU:HD23	6:CF:30:LEU:H	1.64	0.62
6:CF:30:LEU:HD23	6:CF:30:LEU:N	2.14	0.62
36:DA:2262:U:O2'	36:DA:2263:C:H5'	2.00	0.62
36:DA:2579:C:O3'	40:DE:131:ALA:HB2	2.00	0.62
42:DG:86:MET:HB3	42:DG:87:PRO:HD3	1.82	0.62
42:DG:112:PRO:HB2	42:DG:113:ARG:HB3	1.82	0.62
44:DI:69:LYS:HE2	44:DI:135:GLU:O	1.98	0.62

Continued on next page...

Continued from previous page...

Atom-1	Atom-2	Interatomic distance (Å)	Clash overlap (Å)
46:DN:119:ARG:HG3	46:DN:119:ARG:HH11	1.64	0.62
46:DN:119:ARG:HG3	46:DN:119:ARG:NH1	2.13	0.62
51:DS:58:LEU:O	51:DS:59:LYS:O	2.16	0.62
52:DT:85:LYS:HB3	52:DT:85:LYS:HZ3	1.63	0.62
1:AA:444:C:H2'	1:AA:445:G:C8	2.33	0.62
1:AA:628:G:O2'	1:AA:629:G:H5'	1.99	0.62
1:AA:1412:C:H2'	1:AA:1413:A:C8	2.35	0.62
2:AB:71:VAL:HG13	2:AB:93:VAL:HB	1.81	0.62
5:AE:11:ILE:CG2	5:AE:105:VAL:HG22	2.30	0.62
19:AS:29:ARG:HD2	19:AS:29:ARG:N	2.15	0.62
24:AX:15:A:N3	24:AX:15:A:C3'	2.59	0.62
25:AZ:134:THR:HG21	25:AZ:175:LEU:CD2	2.28	0.62
31:B5:46:CYS:SG	31:B5:47:PRO:HD2	2.40	0.62
36:BA:744:G:OP1	40:BE:132:HIS:HB3	2.00	0.62
36:BA:904:C:O2'	36:BA:905:U:H5'	2.00	0.62
36:BA:2668:G:O2'	36:BA:2669:G:H5'	2.00	0.62
43:BH:115:VAL:HG11	43:BH:148:ILE:HD11	1.81	0.62
43:BH:117:PRO:HB3	43:BH:123:PHE:CE2	2.35	0.62
46:BN:120:LEU:O	46:BN:120:LEU:HD23	1.99	0.62
48:BP:51:PHE:HB3	48:BP:52:GLU:HG2	1.82	0.62
57:BY:57:GLN:HG2	57:BY:58:GLY:N	2.14	0.62
4:CD:30:LYS:CB	4:CD:35:ARG:HD2	2.28	0.62
5:CE:31:LEU:HD21	5:CE:43:LEU:HD11	1.81	0.62
5:CE:75:THR:HG23	5:CE:76:ILE:N	2.15	0.62
6:CF:16:GLN:CD	6:CF:16:GLN:H	2.03	0.62
21:CU:2:GLY:O	21:CU:4:GLY:N	2.33	0.62
34:D8:61:LEU:CD1	34:D8:62:LEU:H	2.13	0.62
36:DA:271(R):G:H2'	36:DA:271(S):G:C8	2.34	0.62
36:DA:1336:A:H2'	36:DA:1337:G:C8	2.35	0.62
36:DA:2052:G:H4'	40:DE:143:ASN:O	2.00	0.62
37:DB:53:A:C2'	37:DB:54:G:H5'	2.30	0.62
43:DH:89:ILE:C	43:DH:89:ILE:HD12	2.20	0.62
51:DS:44:LYS:O	51:DS:46:VAL:HG23	1.99	0.62
52:DT:28:VAL:CG2	52:DT:46:GLU:HG3	2.30	0.62
54:DV:15:GLU:HB3	54:DV:16:PRO:CD	2.28	0.62
2:AB:18:GLY:N	2:AB:42:ILE:HG22	2.06	0.61
2:AB:96:ARG:N	2:AB:96:ARG:HD2	2.14	0.61
19:AS:9:VAL:HG11	19:AS:41:VAL:HG22	1.81	0.61
25:AZ:155:PHE:HB3	25:AZ:167:VAL:HG11	1.82	0.61
28:B2:31:GLU:O	28:B2:34:GLU:HB3	2.00	0.61
36:BA:1441:G:O2'	36:BA:1442:G:H5'	1.99	0.61

Continued on next page...

Continued from previous page...

Atom-1	Atom-2	Interatomic distance (Å)	Clash overlap (Å)
39:BD:25:THR:HG22	39:BD:26:LYS:HD3	1.82	0.61
44:BI:4:ILE:HG12	44:BI:18:VAL:CG2	2.27	0.61
46:BN:58:ASP:O	46:BN:60:ILE:N	2.33	0.61
47:BO:111:PHE:O	47:BO:115:VAL:HG23	2.00	0.61
49:BQ:26:TYR:HA	58:BZ:81:ARG:HH22	1.64	0.61
49:BQ:26:TYR:HE1	49:BQ:28:ALA:HB2	1.64	0.61
49:BQ:103:MET:HE1	49:BQ:125:LEU:HD13	1.81	0.61
52:BT:51:ARG:HG2	52:BT:52:ILE:N	2.13	0.61
1:CA:1424:C:O2'	1:CA:1425:U:H5'	1.99	0.61
18:CR:44:LEU:HD11	18:CR:70:ILE:HG21	1.82	0.61
18:CR:53:ARG:HH21	18:CR:59:SER:HA	1.64	0.61
30:D4:10:VAL:HG13	30:D4:11:PRO:CD	2.28	0.61
36:DA:2758:A:C2	36:DA:2759:G:H1'	2.35	0.61
42:DG:105:LYS:HB3	42:DG:142:PRO:HG2	1.81	0.61
42:DG:112:PRO:HB2	42:DG:113:ARG:CB	2.30	0.61
43:DH:30:LYS:HE3	43:DH:81:GLU:HG3	1.82	0.61
43:DH:76:VAL:HG12	43:DH:77:LYS:N	2.13	0.61
46:DN:3:THR:C	46:DN:5:VAL:H	2.03	0.61
57:DY:84:ARG:HH21	57:DY:97:ARG:NH2	1.98	0.61
10:AJ:48:THR:HA	10:AJ:62:HIS:CB	2.22	0.61
13:AM:14:ARG:N	13:AM:44:ARG:HH11	1.96	0.61
13:AM:79:LYS:O	13:AM:79:LYS:HD2	2.00	0.61
25:AY:48:LEU:CD1	25:AY:57:SER:HB3	2.28	0.61
36:BA:2103:C:C2'	36:BA:2104:G:H5''	2.29	0.61
36:BA:2732:G:C3'	36:BA:2733:A:H5'	2.29	0.61
57:BY:47:LYS:O	57:BY:48:ALA:CB	2.48	0.61
57:BY:84:ARG:HH21	57:BY:97:ARG:CZ	2.13	0.61
58:BZ:40:ASP:HB3	58:BZ:43:GLU:CD	2.20	0.61
2:CB:39:ILE:HG22	2:CB:40:HIS:N	2.14	0.61
7:CG:146:GLU:CA	7:CG:149:ARG:HB2	2.30	0.61
11:CK:80:VAL:HG23	11:CK:80:VAL:O	1.99	0.61
59:CX:14:A:H2'	59:CX:15:A:H5'	1.82	0.61
25:CY:20:ASP:CG	25:CY:23:ILE:HD12	2.21	0.61
36:DA:27:G:N2	36:DA:512:G:O2'	2.33	0.61
36:DA:1505:C:H2'	36:DA:1506:C:O4'	1.99	0.61
38:DC:15:VAL:CG1	38:DC:33:LEU:HD11	2.30	0.61
58:DZ:76:LEU:HD13	58:DZ:82:ARG:H	1.64	0.61
1:AA:1501:C:H3'	1:AA:1502:A:C5'	2.29	0.61
2:AB:93:VAL:HG11	2:AB:97:TRP:CD1	2.35	0.61
4:AD:133:VAL:HG12	4:AD:135:LEU:H	1.64	0.61
11:AK:59:TYR:O	11:AK:63:LEU:HD23	2.00	0.61

Continued on next page...

Continued from previous page...

Atom-1	Atom-2	Interatomic distance (Å)	Clash overlap (Å)
19:AS:42:PRO:O	19:AS:43:GLU:HB3	1.98	0.61
19:AS:64:GLU:HG3	19:AS:65:ASN:H	1.65	0.61
22:AV:28:C:H2'	22:AV:29:G:C8	2.33	0.61
23:AW:70:G:O2'	23:AW:71:C:H5'	2.01	0.61
26:B0:10:THR:HG22	26:B0:11:ARG:N	2.16	0.61
36:BA:1679:U:C2'	36:BA:1680:U:H5'	2.30	0.61
37:BB:81:G:H2'	37:BB:82:G:H5'	1.82	0.61
42:BG:40:ASN:ND2	42:BG:41:GLN:N	2.48	0.61
42:BG:154:GLY:O	42:BG:155:MET:HB3	2.00	0.61
48:BP:130:PHE:HB2	48:BP:135:LEU:HD22	1.81	0.61
50:BR:7:GLY:O	50:BR:8:ARG:HB2	2.00	0.61
1:CA:857:C:H2'	1:CA:858:G:O4'	2.00	0.61
1:CA:950:U:H2'	1:CA:951:G:C8	2.35	0.61
1:CA:1244:C:H2'	1:CA:1245:A:C8	2.35	0.61
8:CH:87:SER:HA	8:CH:93:VAL:HG23	1.81	0.61
13:CM:79:LYS:HB3	13:CM:79:LYS:NZ	2.13	0.61
18:CR:66:LEU:O	18:CR:70:ILE:HG13	2.01	0.61
59:CX:21:A2M:CM'	59:CX:22:A:OP1	2.48	0.61
25:CZ:42:LYS:O	25:CZ:45:PRO:HD3	1.99	0.61
26:D0:14:ARG:HB2	26:D0:14:ARG:NH1	1.99	0.61
29:D3:17:LYS:HG2	36:DA:969:U:OP1	2.00	0.61
32:D6:13:CYS:HB3	32:D6:49:HIS:HB3	1.82	0.61
36:DA:271(P):C:C5'	44:DI:46:ALA:HB2	2.30	0.61
37:DB:55:U:H2'	37:DB:56:G:C8	2.34	0.61
44:DI:134:PRO:O	44:DI:135:GLU:HB3	1.99	0.61
47:DO:77:ILE:HD13	52:DT:74:ARG:HD3	1.82	0.61
50:DR:24:GLN:NE2	50:DR:36:THR:HG21	2.15	0.61
50:DR:118:GLU:HA	50:DR:118:GLU:OE1	1.99	0.61
51:DS:90:GLY:O	51:DS:92:TYR:N	2.32	0.61
52:DT:102:ILE:HB	52:DT:110:ILE:CD1	2.30	0.61
57:DY:10:GLY:C	57:DY:27:VAL:HG22	2.21	0.61
57:DY:20:TYR:N	57:DY:20:TYR:CD1	2.69	0.61
1:AA:1008:C:H2'	1:AA:1009:G:O4'	2.01	0.61
2:AB:75:LYS:HD3	2:AB:75:LYS:C	2.21	0.61
3:AC:52:LEU:HD23	3:AC:52:LEU:N	2.15	0.61
4:AD:61:LYS:NZ	4:AD:62:GLN:NE2	2.47	0.61
4:AD:106:TYR:CE2	4:AD:113:SER:HA	2.36	0.61
9:AI:111:ARG:CG	9:AI:112:LYS:H	2.09	0.61
11:AK:20:TYR:O	11:AK:30:VAL:HA	2.01	0.61
16:AP:12:LYS:O	16:AP:13:HIS:HB2	1.99	0.61
16:AP:43:LYS:HG3	16:AP:48:TRP:CE3	2.35	0.61

Continued on next page...

Continued from previous page...

Atom-1	Atom-2	Interatomic distance (Å)	Clash overlap (Å)
17:AQ:60:ILE:HB	17:AQ:74:LEU:HD23	1.80	0.61
25:AY:16:TRP:CZ2	25:AY:64:HIS:NE2	2.68	0.61
30:B4:14:ILE:HD13	30:B4:22:ILE:C	2.21	0.61
34:B8:59:LYS:NZ	34:B8:59:LYS:CB	2.57	0.61
36:BA:329:G:H1	57:BY:19:LYS:HE3	1.65	0.61
36:BA:1386:C:H2'	36:BA:1387:C:H6	1.65	0.61
36:BA:1854:A:H62	36:BA:1888:G:H8	1.48	0.61
36:BA:2012:G:H4'	55:BW:96:ILE:CD1	2.17	0.61
41:BF:3:GLU:CB	41:BF:24:LEU:HG	2.31	0.61
42:BG:114:ILE:O	42:BG:116:ASP:N	2.32	0.61
44:BI:5:LEU:HD12	44:BI:17:GLN:O	2.00	0.61
44:BI:134:PRO:O	44:BI:135:GLU:HB3	1.99	0.61
47:BO:35:VAL:HG11	47:BO:103:ALA:HB3	1.83	0.61
51:BS:48:LEU:HD12	51:BS:48:LEU:N	2.15	0.61
58:BZ:74:VAL:HG12	58:BZ:86:VAL:HG12	1.81	0.61
1:CA:328:C:H4'	1:CA:329:A:O5'	2.01	0.61
5:CE:107:ARG:O	5:CE:109:ILE:N	2.33	0.61
7:CG:79:ARG:HG2	7:CG:81:GLY:H	1.66	0.61
9:CI:53:VAL:HG23	9:CI:55:ALA:H	1.66	0.61
21:CU:2:GLY:C	21:CU:4:GLY:H	2.04	0.61
27:D1:86:SER:OG	27:D1:89:GLU:HB2	2.00	0.61
36:DA:176:G:O2'	36:DA:177:G:H5'	2.00	0.61
43:DH:153:LYS:H	43:DH:153:LYS:CD	2.04	0.61
45:DJ:25:UNK:HA	45:DJ:115:UNK:O	2.00	0.61
46:DN:136:GLU:HG2	46:DN:137:LYS:H	1.64	0.61
52:DT:51:ARG:HG2	52:DT:52:ILE:N	2.15	0.61
53:DU:92:ARG:HH11	53:DU:95:LEU:CD1	2.12	0.61
57:DY:26:LYS:NZ	57:DY:27:VAL:HG23	2.14	0.61
58:DZ:127:LYS:HE2	58:DZ:162:GLU:HG2	1.83	0.61
1:AA:1308:U:OP1	13:AM:98:VAL:N	2.33	0.61
5:AE:28:PHE:N	5:AE:28:PHE:CD1	2.67	0.61
5:AE:41:VAL:HG23	5:AE:67:VAL:CG1	2.30	0.61
6:AF:69:GLU:CD	6:AF:69:GLU:H	2.03	0.61
8:AH:91:ARG:HH11	8:AH:91:ARG:HG2	1.64	0.61
13:AM:14:ARG:H	13:AM:44:ARG:NH1	1.96	0.61
16:AP:20:VAL:CG2	16:AP:32:TYR:HB2	2.30	0.61
30:B4:46:GLN:NE2	30:B4:47:GLN:H	1.98	0.61
36:BA:634:C:H2'	36:BA:635:C:C6	2.34	0.61
36:BA:864:G:O2'	36:BA:865:C:H5'	2.00	0.61
36:BA:1021:A:H3'	36:BA:1021:A:H8	1.65	0.61
36:BA:1403:C:H5''	36:BA:1471:A:H1'	1.81	0.61

Continued on next page...

Continued from previous page...

Atom-1	Atom-2	Interatomic distance (Å)	Clash overlap (Å)
36:BA:2894:G:N3	36:BA:2894:G:H2'	2.15	0.61
40:BE:22:PRO:O	40:BE:185:LYS:O	2.19	0.61
43:BH:10:PRO:HA	43:BH:49:VAL:HG12	1.81	0.61
48:BP:130:PHE:N	48:BP:130:PHE:CD1	2.67	0.61
51:BS:44:LYS:O	51:BS:46:VAL:HG23	2.01	0.61
55:BW:64:MET:O	55:BW:65:LEU:HB3	1.99	0.61
1:CA:1446:U:O2'	1:CA:1447:A:H3'	1.99	0.61
2:CB:42:ILE:HD13	2:CB:203:GLY:HA2	1.82	0.61
5:CE:135:THR:O	5:CE:138:ALA:HB3	2.00	0.61
7:CG:62:PHE:O	7:CG:66:VAL:HG23	2.00	0.61
13:CM:57:ARG:NH1	30:D4:34:GLU:HA	2.15	0.61
20:CT:45:GLN:HB2	20:CT:91:LEU:HD13	1.83	0.61
34:D8:43:GLN:O	34:D8:44:LYS:HD2	2.00	0.61
36:DA:154(A):C:C5'	36:DA:155:U:H5''	2.31	0.61
36:DA:1165:U:H2'	36:DA:1166:C:C6	2.35	0.61
36:DA:1169:G:H1	36:DA:1180:C:N4	1.94	0.61
36:DA:1170:G:H1	36:DA:1179:C:H42	1.48	0.61
46:DN:1:MET:CG	46:DN:2:LYS:H	2.08	0.61
52:DT:48:ILE:H	52:DT:48:ILE:HD12	1.64	0.61
58:DZ:98:MET:O	58:DZ:98:MET:HG3	2.00	0.61
1:AA:625:G:H2'	1:AA:626:U:C6	2.34	0.61
1:AA:708:C:H2'	1:AA:709:G:C8	2.35	0.61
1:AA:1097:C:O2'	1:AA:1098:C:H5'	2.00	0.61
5:AE:57:LYS:HE2	5:AE:61:TYR:HE2	1.64	0.61
7:AG:69:VAL:HG12	7:AG:100:ALA:HA	1.80	0.61
9:AI:33:PHE:CE2	9:AI:47:LEU:HD21	2.36	0.61
22:AV:23:C:H2'	22:AV:24:U:H6	1.65	0.61
22:AV:73:A:H5'	22:AV:73:A:C8	2.35	0.61
28:B2:69:ARG:NH2	36:BA:111:A:H4'	2.16	0.61
36:BA:991:C:H2'	36:BA:992:C:H6	1.66	0.61
36:BA:1115:G:H2'	36:BA:1116:C:C1'	2.31	0.61
36:BA:1171:G:H3'	36:BA:1173:G:O4'	1.99	0.61
36:BA:2306:C:H4'	42:BG:136:ARG:HH22	1.65	0.61
41:BF:133:ASN:H	41:BF:133:ASN:ND2	1.99	0.61
42:BG:145:THR:HG21	42:BG:148:MET:CB	2.30	0.61
48:BP:17:LYS:C	48:BP:19:VAL:N	2.54	0.61
49:BQ:134:ARG:NH2	58:BZ:122:ARG:HE	1.98	0.61
1:CA:308:C:H2'	1:CA:309:G:H8	1.66	0.61
1:CA:451:A:N6	1:CA:480:U:H2'	2.15	0.61
1:CA:1008:C:H2'	1:CA:1009:G:O4'	2.01	0.61
1:CA:1249:C:H5'	1:CA:1249:C:H6	1.64	0.61

Continued on next page...

Continued from previous page...

Atom-1	Atom-2	Interatomic distance (Å)	Clash overlap (Å)
3:CC:112:SER:HB3	3:CC:115:LEU:HD12	1.80	0.61
7:CG:69:VAL:HG12	7:CG:100:ALA:HA	1.81	0.61
9:CI:85:LEU:HD13	9:CI:92:TYR:CD2	2.35	0.61
10:CJ:50:ILE:CD1	14:CN:41:ARG:HD3	2.30	0.61
19:CS:37:ARG:O	19:CS:70:LYS:HD3	1.99	0.61
19:CS:64:GLU:HG3	19:CS:65:ASN:H	1.65	0.61
25:CY:3:LEU:HD21	25:CY:5:TRP:CZ2	2.35	0.61
26:D0:10:THR:HG22	26:D0:11:ARG:N	2.15	0.61
36:DA:271(R):G:H2'	36:DA:271(S):G:H8	1.65	0.61
36:DA:2298:A:H2'	36:DA:2299:G:O4'	2.01	0.61
36:DA:2463:C:O2'	36:DA:2464:C:H5'	2.00	0.61
36:DA:2801(A):A:C4'	36:DA:2802:G:H2'	2.30	0.61
38:DC:30:VAL:HG11	38:DC:42:VAL:HG21	1.82	0.61
42:DG:161:THR:CG2	42:DG:162:THR:H	2.13	0.61
43:DH:115:VAL:HG11	43:DH:148:ILE:HD11	1.80	0.61
55:DW:8:ARG:NH1	55:DW:8:ARG:HG3	2.14	0.61
9:AI:53:VAL:HG23	9:AI:55:ALA:H	1.66	0.61
11:AK:67:ASP:OD1	11:AK:71:LYS:HE3	2.00	0.61
11:AK:80:VAL:O	11:AK:80:VAL:HG23	2.01	0.61
15:AO:39:LEU:HD12	15:AO:56:LEU:HD13	1.82	0.61
21:AU:2:GLY:C	21:AU:4:GLY:H	2.03	0.61
36:BA:1652:A:O2'	36:BA:1653:G:H5'	2.01	0.61
36:BA:2101:G:H2'	36:BA:2102:U:O4'	2.00	0.61
36:BA:2861:G:O2'	36:BA:2862:G:H5'	2.01	0.61
43:BH:120:GLY:O	43:BH:136:ILE:HD13	2.01	0.61
44:BI:29:TYR:CE1	44:BI:33:ARG:NE	2.68	0.61
52:BT:35:LYS:HZ1	52:BT:41:ARG:NH2	1.93	0.61
52:BT:92:GLY:O	52:BT:93:ARG:C	2.38	0.61
53:BU:66:ASN:O	53:BU:70:ARG:HB2	2.00	0.61
58:BZ:132:ASN:O	58:BZ:133:ILE:HD13	2.00	0.61
58:BZ:151:HIS:CA	58:BZ:171:ILE:HG12	2.29	0.61
1:CA:530:G:H2'	1:CA:530:G:N3	2.14	0.61
1:CA:973:G:H3'	1:CA:974:A:H5''	1.83	0.61
2:CB:32:ILE:HD11	2:CB:40:HIS:CG	2.35	0.61
2:CB:95:GLN:C	2:CB:96:ARG:HD2	2.21	0.61
6:CF:40:VAL:HG22	6:CF:40:VAL:O	2.00	0.61
8:CH:91:ARG:NH1	17:CQ:33:GLY:HA3	2.16	0.61
12:CL:41:ARG:HG2	12:CL:42:THR:H	1.65	0.61
30:D4:7:PRO:HG2	42:DG:62:LEU:CD1	2.30	0.61
36:DA:1887:C:C2'	36:DA:1888:G:H5''	2.31	0.61
36:DA:2732:G:H3'	36:DA:2733:A:C5'	2.28	0.61

Continued on next page...

Continued from previous page...

Atom-1	Atom-2	Interatomic distance (Å)	Clash overlap (Å)
37:DB:42:C:O2	42:DG:92:VAL:HG23	2.01	0.61
40:DE:34:VAL:O	40:DE:34:VAL:CG2	2.48	0.61
48:DP:101:VAL:HG12	48:DP:107:LYS:N	2.16	0.61
50:DR:10:LEU:HB3	50:DR:17:ARG:HD3	1.83	0.61
51:DS:66:ALA:HA	51:DS:69:VAL:CG1	2.29	0.61
1:AA:817:C:H1'	1:AA:819:A:H5'	1.82	0.61
1:AA:1410:G:H2'	1:AA:1411:C:C6	2.36	0.61
19:AS:58:VAL:O	19:AS:58:VAL:HG23	2.00	0.61
26:B0:48:GLY:HA3	26:B0:80:HIS:HD1	1.66	0.61
27:B1:41:ARG:HD3	27:B1:43:TYR:OH	2.01	0.61
34:B8:15:LYS:HD2	48:BP:65:ARG:HH22	1.66	0.61
35:B9:11:CYS:SG	35:B9:32:HIS:ND1	2.74	0.61
36:BA:38:A:H2'	36:BA:39:C:C6	2.35	0.61
36:BA:975(A):G:O2'	36:BA:1156:A:N1	2.30	0.61
36:BA:1169:G:H1	36:BA:1180:C:N4	1.96	0.61
36:BA:1292:U:O2'	36:BA:1293:C:H5'	2.01	0.61
36:BA:1316:U:O2'	36:BA:1317:A:H5'	2.00	0.61
36:BA:1541:G:H4'	36:BA:1542:A:C5'	2.30	0.61
36:BA:1778:U:H2'	36:BA:1784:A:N6	2.16	0.61
36:BA:2062:A:H2'	36:BA:2063:C:H5'	1.82	0.61
42:BG:67:LYS:H	42:BG:67:LYS:CE	2.14	0.61
44:BI:74:ASN:HD22	44:BI:75:LEU:H	1.47	0.61
49:BQ:137:TYR:N	49:BQ:137:TYR:CD1	2.64	0.61
56:BX:35:THR:HG22	56:BX:36:LYS:N	2.15	0.61
57:BY:74:PRO:O	57:BY:80:GLY:CA	2.47	0.61
5:CE:147:ASP:O	5:CE:151:LEU:HG	2.01	0.61
13:CM:3:ARG:HG2	13:CM:9:ILE:CG1	2.31	0.61
19:CS:29:ARG:N	19:CS:29:ARG:HD2	2.15	0.61
25:CY:17:GLN:HA	25:CY:24:VAL:CG2	2.30	0.61
26:D0:23:VAL:HG21	36:DA:857:C:H4'	1.81	0.61
28:D2:2:LYS:HA	28:D2:5:GLU:HG2	1.81	0.61
32:D6:12:GLU:HA	32:D6:23:THR:HA	1.83	0.61
32:D6:26:ASN:OD1	32:D6:27:LYS:N	2.34	0.61
36:DA:2196:C:O2'	36:DA:2197:U:H5'	2.00	0.61
36:DA:2777:G:C4'	36:DA:2778:A:H5'	2.30	0.61
39:DD:182:LEU:H	39:DD:272:ALA:CB	2.14	0.61
41:DF:160:ASN:OD1	41:DF:163:VAL:HG23	2.00	0.61
42:DG:111:LEU:HD22	42:DG:117:PHE:CZ	2.36	0.61
44:DI:31:LEU:H	44:DI:31:LEU:HD12	1.65	0.61
51:DS:96:GLY:O	51:DS:98:VAL:N	2.32	0.61
54:DV:19:LYS:HG3	54:DV:20:LEU:O	2.00	0.61

Continued on next page...

Continued from previous page...

Atom-1	Atom-2	Interatomic distance (Å)	Clash overlap (Å)
55:DW:6:ILE:HA	55:DW:103:ILE:O	2.00	0.61
58:DZ:24:LEU:HD12	58:DZ:41:LEU:HA	1.82	0.61
1:AA:93:G:C2'	1:AA:96:U:H5'	2.30	0.61
1:AA:538:G:O2'	1:AA:539:A:H5'	2.00	0.61
1:AA:1456:G:H2'	1:AA:1457:G:C5'	2.28	0.61
2:AB:101:MET:CB	2:AB:102:LEU:HD12	2.31	0.61
8:AH:44:PHE:HA	8:AH:79:VAL:HG11	1.83	0.61
9:AI:122:ALA:HB1	9:AI:123:PRO:HD2	1.82	0.61
28:B2:44:LEU:O	28:B2:45:SER:HB3	2.01	0.61
36:BA:1486:A:H61	36:BA:1504:C:N4	1.99	0.61
36:BA:2661:G:H2'	36:BA:2662:A:C8	2.36	0.61
36:BA:2880:C:O2'	50:BR:90:ARG:HD3	2.00	0.61
38:BC:223:VAL:O	38:BC:225:ILE:HG23	2.01	0.61
39:BD:108:PRO:HB3	39:BD:143:HIS:CE1	2.36	0.61
40:BE:70:ALA:O	40:BE:71:GLY:C	2.37	0.61
50:BR:118:GLU:HA	50:BR:118:GLU:OE1	1.99	0.61
5:CE:33:VAL:HG11	5:CE:109:ILE:HA	1.83	0.61
9:CI:4:TYR:CD2	9:CI:88:TYR:HB2	2.36	0.61
9:CI:118:LYS:NZ	9:CI:118:LYS:HB3	2.16	0.61
36:DA:145:G:O2'	36:DA:146:G:H5''	2.01	0.61
36:DA:674:G:H1'	41:DF:74:ARG:CD	2.31	0.61
36:DA:1579:A:H2'	36:DA:1580:A:O4'	2.00	0.61
36:DA:2101:G:H2'	36:DA:2102:U:O4'	2.01	0.61
39:DD:65:ILE:HD13	39:DD:65:ILE:O	2.01	0.61
40:DE:132:HIS:HA	40:DE:135:HIS:CE1	2.35	0.61
42:DG:93:THR:O	42:DG:94:LEU:HD23	1.99	0.61
47:DO:104:ARG:HE	52:DT:33:LYS:HD2	1.62	0.61
51:DS:35:ILE:CD1	51:DS:66:ALA:HB2	2.31	0.61
52:DT:92:GLY:O	52:DT:93:ARG:C	2.39	0.61
1:AA:424:G:O2'	1:AA:425:G:H5'	2.00	0.61
1:AA:1468:A:H2'	1:AA:1469:G:O4'	2.00	0.61
1:AA:1510:U:H2'	1:AA:1511:G:C8	2.36	0.61
2:AB:115:LEU:HB2	2:AB:145:LEU:HD12	1.82	0.61
2:AB:124:SER:OG	2:AB:125:PRO:HD2	2.01	0.61
2:AB:196:LEU:CD1	2:AB:197:VAL:HG23	2.27	0.61
6:AF:10:LEU:HD12	6:AF:10:LEU:N	2.16	0.61
7:AG:138:LYS:HE2	7:AG:142:GLU:OE2	2.01	0.61
18:AR:40:LEU:H	18:AR:40:LEU:HD12	1.66	0.61
22:AV:47:U:H3'	22:AV:48:C:H5'	1.82	0.61
30:B4:12:ALA:CB	30:B4:29:PRO:HA	2.24	0.61
32:B6:15:GLU:HB2	32:B6:49:HIS:NE2	2.16	0.61

Continued on next page...

Continued from previous page...

Atom-1	Atom-2	Interatomic distance (Å)	Clash overlap (Å)
36:BA:27:G:N2	36:BA:512:G:O2'	2.34	0.61
36:BA:2302:G:H1'	42:BG:128:ARG:HE	1.64	0.61
36:BA:2792:G:H1	36:BA:2804:C:H42	1.48	0.61
37:BB:57:A:C2	42:BG:29:TRP:HB3	2.36	0.61
41:BF:202:PHE:O	41:BF:206:ILE:HG12	2.01	0.61
44:BI:74:ASN:ND2	44:BI:75:LEU:H	1.99	0.61
48:BP:7:ARG:NH1	48:BP:7:ARG:CA	2.61	0.61
51:BS:59:LYS:HG2	51:BS:60:GLY:H	1.65	0.61
51:BS:97:ARG:HH22	51:BS:98:VAL:HA	1.65	0.61
1:CA:505:G:H2'	1:CA:506:G:H8	1.66	0.61
1:CA:1237:C:OP1	1:CA:1238:A:H1'	2.01	0.61
4:CD:129:ASN:HD21	4:CD:145:GLU:N	1.96	0.61
9:CI:14:VAL:O	9:CI:65:VAL:HG23	2.00	0.61
9:CI:19:LEU:CD2	9:CI:61:ALA:HB2	2.28	0.61
11:CK:116:HIS:O	11:CK:117:ASN:HB2	2.00	0.61
25:CY:52:LEU:HB3	25:CY:55:PHE:HB2	1.81	0.61
30:D4:33:VAL:HG12	30:D4:35:VAL:N	2.16	0.61
34:D8:33:ASN:O	34:D8:34:TRP:HB3	1.99	0.61
36:DA:833:U:H2'	36:DA:834:C:C6	2.36	0.61
36:DA:1485:G:H2'	36:DA:1486:A:H8	1.65	0.61
39:DD:159:ALA:HB1	39:DD:198:ASN:O	2.01	0.61
41:DF:102:PRO:HB2	41:DF:105:VAL:HG23	1.83	0.61
41:DF:168:ARG:C	41:DF:170:LEU:H	2.04	0.61
42:DG:58:GLN:O	42:DG:62:LEU:HD13	2.00	0.61
42:DG:120:LEU:HD22	42:DG:133:LEU:CD2	2.30	0.61
44:DI:42:SER:HA	44:DI:45:LYS:HE2	1.81	0.61
44:DI:101:LEU:HB3	44:DI:109:ILE:HG13	1.83	0.61
46:DN:57:ALA:O	46:DN:58:ASP:O	2.18	0.61
48:DP:130:PHE:N	48:DP:130:PHE:CD1	2.69	0.61
1:AA:735:C:O2'	1:AA:736:C:H5'	2.01	0.60
1:AA:950:U:H2'	1:AA:951:G:H8	1.66	0.60
2:AB:33:TYR:HB3	2:AB:41:ILE:CG2	2.31	0.60
8:AH:11:THR:HG23	8:AH:14:ARG:NH1	2.13	0.60
9:AI:19:LEU:CD2	9:AI:61:ALA:HB2	2.28	0.60
10:AJ:49:VAL:HG21	14:AN:41:ARG:HB2	1.83	0.60
11:AK:61:ALA:HB1	11:AK:94:ALA:HB2	1.83	0.60
36:BA:145:G:O2'	36:BA:146:G:H5''	2.01	0.60
36:BA:626:U:H5''	36:BA:627:A:H5'	1.81	0.60
36:BA:1860:G:O3'	38:BC:206:LYS:HB2	2.01	0.60
58:BZ:118:GLN:O	58:BZ:120:ILE:N	2.34	0.60
1:CA:630:G:H5'	1:CA:631:G:OP2	2.01	0.60

Continued on next page...

Continued from previous page...

Atom-1	Atom-2	Interatomic distance (Å)	Clash overlap (Å)
1:CA:1054:C:O2'	1:CA:1055:A:H5''	2.01	0.60
1:CA:1343:G:H2'	1:CA:1344:C:C6	2.35	0.60
4:CD:149:ALA:O	4:CD:153:ARG:HG3	2.00	0.60
6:CF:69:GLU:CD	6:CF:69:GLU:H	2.04	0.60
9:CI:122:ALA:HB1	9:CI:123:PRO:HD2	1.82	0.60
10:CJ:6:ILE:HG22	10:CJ:98:ILE:CG1	2.31	0.60
14:CN:4:LYS:O	14:CN:7:ILE:HG12	2.01	0.60
36:DA:1453:U:OP1	50:DR:77:ARG:HD3	2.01	0.60
36:DA:1602:U:H3'	36:DA:1603:A:C5'	2.31	0.60
36:DA:2684:U:OP1	52:DT:53:ARG:HD3	2.00	0.60
38:DC:223:VAL:O	38:DC:225:ILE:HG23	2.00	0.60
39:DD:155:LEU:HD23	39:DD:177:LEU:HD22	1.82	0.60
43:DH:120:GLY:O	43:DH:136:ILE:HD13	2.00	0.60
45:DJ:101:UNK:C	45:DJ:103:UNK:N	2.64	0.60
54:DV:47:VAL:O	54:DV:47:VAL:HG23	2.00	0.60
56:DX:24:GLY:HA3	56:DX:83:VAL:HG23	1.83	0.60
58:DZ:75:ASN:HD21	58:DZ:85:HIS:H	1.49	0.60
1:AA:936:C:O2'	1:AA:937:A:H5'	2.01	0.60
6:AF:101:ALA:CB	18:AR:28:GLU:HG2	2.31	0.60
10:AJ:49:VAL:HG23	14:AN:41:ARG:HB2	1.84	0.60
24:AX:21:A2M:HM'2	24:AX:22:A:O5'	2.01	0.60
26:B0:17:GLN:HG3	26:B0:18:ALA:H	1.64	0.60
36:BA:363(E):U:H5'	36:BA:363(F):A:OP2	2.00	0.60
36:BA:587:C:H3'	48:BP:33:ARG:NH2	2.15	0.60
36:BA:661:C:H5''	48:BP:18:ARG:HD3	1.83	0.60
36:BA:1170:G:H1	36:BA:1179:C:H42	1.49	0.60
42:BG:5:VAL:H	42:BG:8:LYS:HB3	1.66	0.60
46:BN:3:THR:C	46:BN:5:VAL:H	2.03	0.60
51:BS:35:ILE:CD1	51:BS:66:ALA:HB2	2.31	0.60
1:CA:386:C:O2'	1:CA:387:U:H5'	2.01	0.60
1:CA:1206:G:H4'	3:CC:192:THR:O	2.01	0.60
5:CE:41:VAL:HG23	5:CE:67:VAL:CG1	2.31	0.60
6:CF:42:GLU:O	6:CF:44:GLY:N	2.34	0.60
6:CF:60:PHE:O	6:CF:61:LEU:HD12	2.01	0.60
8:CH:114:THR:C	8:CH:116:LYS:H	2.05	0.60
9:CI:33:PHE:CE2	9:CI:47:LEU:HD21	2.37	0.60
12:CL:83:VAL:HG12	12:CL:84:LEU:N	2.15	0.60
13:CM:84:ILE:HG22	13:CM:84:ILE:O	2.01	0.60
13:CM:89:GLY:C	13:CM:91:ARG:H	2.05	0.60
28:D2:69:ARG:HB2	28:D2:70:GLN:OE1	2.01	0.60
31:D5:2:ALA:N	36:DA:2014:A:HO2'	1.99	0.60

Continued on next page...

Continued from previous page...

Atom-1	Atom-2	Interatomic distance (Å)	Clash overlap (Å)
32:D6:15:GLU:HB2	32:D6:49:HIS:CE1	2.35	0.60
36:DA:693:C:O2'	36:DA:694:U:H5'	2.01	0.60
36:DA:1541:G:H4'	36:DA:1542:A:C5'	2.31	0.60
36:DA:1885:A:H2'	36:DA:1886:C:O4'	2.01	0.60
36:DA:1970:A:H5''	36:DA:1971:A:OP1	2.01	0.60
37:DB:29:A:H2'	37:DB:30:C:C6	2.36	0.60
42:DG:38:VAL:N	42:DG:158:ALA:HB3	2.12	0.60
44:DI:123:LEU:CD1	44:DI:144:VAL:HG22	2.30	0.60
46:DN:26:LEU:O	46:DN:30:ILE:HG13	2.01	0.60
46:DN:90:MET:HB3	46:DN:98:VAL:HG22	1.82	0.60
46:DN:136:GLU:HG2	46:DN:137:LYS:N	2.16	0.60
1:AA:191:G:C4	20:AT:105:SER:HB3	2.37	0.60
1:AA:674:G:H2'	1:AA:675:A:C8	2.34	0.60
1:AA:996:A:H2'	1:AA:997:U:O4'	2.01	0.60
1:AA:1183:A:H5''	1:AA:1184:G:OP2	2.00	0.60
22:AV:61:C:O2'	22:AV:62:C:H5'	2.01	0.60
27:B1:45:ASN:ND2	27:B1:45:ASN:O	2.33	0.60
31:B5:4:HIS:O	36:BA:2056:G:N2	2.34	0.60
31:B5:41:PRO:HG2	31:B5:44:THR:OG1	2.01	0.60
32:B6:48:VAL:O	32:B6:49:HIS:HB2	2.00	0.60
36:BA:146:G:H5'	36:BA:146:G:H8	1.66	0.60
36:BA:2188:C:H2'	36:BA:2189:U:O5'	2.02	0.60
36:BA:2199:A:H3'	36:BA:2200:C:H6	1.66	0.60
37:BB:49:C:OP1	51:BS:96:GLY:HA3	2.01	0.60
38:BC:30:VAL:HG11	38:BC:42:VAL:HG21	1.82	0.60
44:BI:74:ASN:HD22	44:BI:74:ASN:N	1.96	0.60
47:BO:98:VAL:HG12	47:BO:117:LEU:HB3	1.82	0.60
48:BP:18:ARG:HB3	48:BP:18:ARG:CZ	2.31	0.60
50:BR:37:THR:CG2	50:BR:40:LYS:HE2	2.30	0.60
51:BS:24:LEU:HB3	51:BS:85:VAL:CG1	2.31	0.60
51:BS:66:ALA:HA	51:BS:69:VAL:CG1	2.32	0.60
52:BT:90:GLN:O	52:BT:92:GLY:N	2.34	0.60
1:CA:601:C:H2'	1:CA:602:A:C8	2.36	0.60
1:CA:969:A:C2'	1:CA:970:C:H5'	2.31	0.60
1:CA:1446:U:H4'	1:CA:1447:A:N7	2.16	0.60
2:CB:33:TYR:HB3	2:CB:41:ILE:CG2	2.32	0.60
2:CB:233:SER:HB2	2:CB:234:PRO:HD2	1.83	0.60
10:CJ:32:ALA:H	10:CJ:78:ASN:CG	2.05	0.60
23:CW:28:C:H2'	23:CW:29:G:C8	2.36	0.60
30:D4:14:ILE:HD13	30:D4:22:ILE:C	2.21	0.60
36:DA:864:G:O2'	36:DA:865:C:H5'	2.02	0.60

Continued on next page...

Continued from previous page...

Atom-1	Atom-2	Interatomic distance (Å)	Clash overlap (Å)
36:DA:2842:G:O2'	36:DA:2843:G:H5'	2.02	0.60
38:DC:2:PRO:HD2	38:DC:9:ARG:HH22	1.66	0.60
41:DF:65:TRP:CZ3	41:DF:73:ALA:O	2.54	0.60
42:DG:56:ALA:HB2	42:DG:153:ARG:HD2	1.83	0.60
42:DG:81:LYS:O	42:DG:82:LEU:O	2.20	0.60
42:DG:112:PRO:O	42:DG:116:ASP:O	2.19	0.60
43:DH:41:MET:HE1	43:DH:52:VAL:HA	1.83	0.60
51:DS:24:LEU:HB3	51:DS:85:VAL:CG1	2.31	0.60
58:DZ:99:TYR:CD2	58:DZ:125:LEU:HB2	2.36	0.60
1:AA:490:G:H2'	1:AA:491:G:H8	1.66	0.60
1:AA:601:C:H2'	1:AA:602:A:C8	2.36	0.60
1:AA:627:G:H2'	1:AA:628:G:C8	2.36	0.60
1:AA:853:G:H2'	1:AA:854:G:H8	1.67	0.60
1:AA:1060:C:H4'	10:AJ:52:GLY:H	1.66	0.60
6:AF:75:LEU:O	6:AF:79:LEU:HG	2.01	0.60
9:AI:79:LEU:HD21	9:AI:102:LEU:O	2.01	0.60
10:AJ:33:GLN:H	10:AJ:75:ILE:HD11	1.67	0.60
19:AS:65:ASN:HA	30:B4:48:ARG:NH1	2.17	0.60
25:AZ:137:THR:CG2	25:AZ:140:GLU:HB2	2.30	0.60
32:B6:11:LEU:HG	32:B6:51:GLU:HG3	1.83	0.60
33:B7:8:ASN:ND2	33:B7:10:ARG:N	2.48	0.60
34:B8:4:MET:HE2	36:BA:593:G:C1'	2.32	0.60
36:BA:1386:C:H2'	36:BA:1387:C:C6	2.37	0.60
36:BA:2472:G:H3'	36:BA:2475:C:H42	1.66	0.60
36:BA:2836:U:H2'	36:BA:2837:G:C8	2.37	0.60
42:BG:77:ILE:O	42:BG:77:ILE:CG2	2.49	0.60
42:BG:91:ARG:HD2	42:BG:91:ARG:C	2.22	0.60
55:BW:15:ARG:O	55:BW:19:LEU:HD13	2.01	0.60
1:CA:272:C:O2'	1:CA:273:A:H5'	2.00	0.60
1:CA:1097:C:O2'	1:CA:1098:C:H5'	2.01	0.60
1:CA:1108:G:H5'	3:CC:176:HIS:HD2	1.64	0.60
1:CA:1183:A:H5''	1:CA:1184:G:OP2	2.01	0.60
2:CB:67:THR:HG21	2:CB:155:LEU:HD11	1.83	0.60
2:CB:213:LEU:O	2:CB:213:LEU:HD23	2.02	0.60
4:CD:121:VAL:O	4:CD:134:ASP:HA	2.01	0.60
5:CE:101:ILE:HG12	5:CE:101:ILE:O	2.01	0.60
16:CP:8:ARG:HB3	16:CP:28:ARG:HH12	1.66	0.60
19:CS:62:ILE:CD1	19:CS:66:MET:HG3	2.31	0.60
25:CZ:37:THR:CG2	25:CZ:40:GLU:HB2	2.30	0.60
36:DA:108:U:H2'	36:DA:109:G:C8	2.36	0.60
36:DA:146:G:H8	36:DA:146:G:H5'	1.65	0.60

Continued on next page...

Continued from previous page...

Atom-1	Atom-2	Interatomic distance (Å)	Clash overlap (Å)
36:DA:329:G:H1	57:DY:19:LYS:HE3	1.66	0.60
36:DA:1106:A:H2'	36:DA:1107:G:C8	2.36	0.60
36:DA:1486:A:H61	36:DA:1504:C:N4	2.00	0.60
36:DA:2632:A:O2'	40:DE:61:ARG:NH2	2.35	0.60
36:DA:2742:C:O2'	36:DA:2743:C:H5'	2.01	0.60
36:DA:2836:U:H2'	36:DA:2837:G:C8	2.36	0.60
44:DI:49:ALA:HA	44:DI:52:ARG:NH2	2.09	0.60
44:DI:113:ARG:HB3	44:DI:113:ARG:NH1	2.16	0.60
48:DP:23:PRO:CD	48:DP:33:ARG:CZ	2.73	0.60
53:DU:66:ASN:O	53:DU:70:ARG:HB2	2.01	0.60
1:AA:625:G:H2'	1:AA:626:U:H6	1.65	0.60
1:AA:1097:C:H2'	1:AA:1098:C:H6	1.67	0.60
1:AA:1108:G:H5'	3:AC:176:HIS:HD2	1.64	0.60
6:AF:60:PHE:O	6:AF:61:LEU:HD12	2.00	0.60
8:AH:87:SER:HA	8:AH:93:VAL:HG23	1.84	0.60
9:AI:4:TYR:CD2	9:AI:88:TYR:HB2	2.37	0.60
17:AQ:82:MET:O	17:AQ:86:GLU:HG2	2.02	0.60
34:B8:50:LEU:HD12	34:B8:54:GLU:OE2	2.02	0.60
36:BA:674:G:H1'	41:BF:74:ARG:HD2	1.82	0.60
36:BA:816:C:O2'	36:BA:817:C:H5'	2.02	0.60
36:BA:1038:C:C3'	36:BA:1039:G:H5''	2.29	0.60
36:BA:1563:G:O2'	36:BA:1564:C:H5'	2.01	0.60
39:BD:44:ASN:OD1	39:BD:44:ASN:N	2.33	0.60
40:BE:50:GLY:HA3	40:BE:74:PRO:HG2	1.84	0.60
41:BF:20:LEU:HB3	41:BF:23:ASP:OD2	2.00	0.60
41:BF:39:TRP:O	41:BF:43:LYS:HG2	2.01	0.60
43:BH:7:LEU:N	43:BH:8:PRO:CD	2.64	0.60
46:BN:136:GLU:HG2	46:BN:137:LYS:N	2.15	0.60
57:BY:7:VAL:HB	57:BY:8:LYS:NZ	2.15	0.60
57:BY:20:TYR:N	57:BY:20:TYR:CD1	2.67	0.60
1:CA:93:G:C2'	1:CA:96:U:H5'	2.31	0.60
1:CA:522:C:H41	12:CL:53:ARG:HH22	1.48	0.60
1:CA:1313:U:H2'	1:CA:1314:C:H6	1.66	0.60
2:CB:75:LYS:HD3	2:CB:75:LYS:C	2.20	0.60
2:CB:93:VAL:HG11	2:CB:97:TRP:CD1	2.36	0.60
15:CO:37:ASN:N	15:CO:37:ASN:ND2	2.50	0.60
25:CZ:9:SER:OG	25:CZ:77:ILE:HG22	2.01	0.60
26:D0:26:TYR:H	26:D0:29:GLN:NE2	1.99	0.60
30:D4:22:ILE:HG22	30:D4:23:GLU:H	1.66	0.60
34:D8:28:GLY:O	34:D8:32:LEU:HG	2.02	0.60
34:D8:62:LEU:N	34:D8:63:PRO:CD	2.64	0.60

Continued on next page...

Continued from previous page...

Atom-1	Atom-2	Interatomic distance (Å)	Clash overlap (Å)
36:DA:1049:C:O2	36:DA:1049:C:H2'	2.00	0.60
36:DA:1281:G:O2'	36:DA:1282:U:H5'	2.01	0.60
36:DA:2192:G:H2'	36:DA:2193:G:H5'	1.83	0.60
36:DA:2199:A:H3'	36:DA:2200:C:H6	1.66	0.60
36:DA:2306:C:H5'	36:DA:2307:G:O5'	2.02	0.60
37:DB:73:A:H2'	37:DB:74:U:H5'	1.83	0.60
38:DC:23:ILE:HG22	38:DC:23:ILE:O	2.02	0.60
39:DD:48:ARG:HG3	39:DD:48:ARG:NH1	2.14	0.60
43:DH:9:ILE:HG22	43:DH:50:VAL:O	2.01	0.60
44:DI:102:SER:HA	44:DI:107:VAL:O	2.02	0.60
47:DO:114:ILE:H	47:DO:114:ILE:HD12	1.67	0.60
51:DS:40:ILE:HG22	51:DS:41:ASP:H	1.66	0.60
56:DX:57:LEU:HD11	56:DX:78:LYS:HG2	1.81	0.60
58:DZ:5:LEU:HD11	58:DZ:43:GLU:HG3	1.84	0.60
1:AA:1116:C:C2'	1:AA:1117:G:H5''	2.32	0.60
1:AA:1244:C:H2'	1:AA:1245:A:C8	2.37	0.60
1:AA:1321:C:C5'	1:AA:1322:C:H5''	2.32	0.60
4:AD:22:LYS:CG	4:AD:26:CYS:SG	2.89	0.60
6:AF:15:ASP:OD1	6:AF:18:GLN:N	2.34	0.60
6:AF:16:GLN:CD	6:AF:16:GLN:H	2.03	0.60
6:AF:42:GLU:O	6:AF:44:GLY:N	2.35	0.60
13:AM:3:ARG:HG2	13:AM:9:ILE:CG1	2.32	0.60
16:AP:49:LEU:HD12	16:AP:50:LYS:H	1.66	0.60
23:AW:20:U:H5	23:AW:59:A:N6	1.99	0.60
25:AY:66:LEU:CD1	25:AY:77:ILE:HG23	2.32	0.60
25:AZ:126:LYS:HD3	25:AZ:160:ILE:O	2.01	0.60
26:B0:23:VAL:HG21	36:BA:857:C:H4'	1.82	0.60
30:B4:48:ARG:HG3	30:B4:49:PHE:N	2.16	0.60
32:B6:7:ILE:HD12	32:B6:28:ARG:HD3	1.81	0.60
36:BA:883:G:O2'	36:BA:884:C:H5'	2.01	0.60
36:BA:1106:A:H2'	36:BA:1107:G:C8	2.36	0.60
36:BA:1348:G:C2'	36:BA:1349:A:H5''	2.31	0.60
36:BA:1679:U:H2'	36:BA:1680:U:H5'	1.83	0.60
36:BA:1882:C:H5'	36:BA:1883:G:OP2	2.01	0.60
37:BB:29:A:OP2	51:BS:32:LEU:HG	2.01	0.60
39:BD:102:LYS:C	39:BD:103:ARG:HG2	2.20	0.60
40:BE:24:THR:HG23	40:BE:184:VAL:HG23	1.84	0.60
41:BF:160:ASN:OD1	41:BF:163:VAL:HG23	2.02	0.60
42:BG:152:LEU:H	42:BG:152:LEU:CD2	2.12	0.60
57:BY:29:GLU:OE1	57:BY:29:GLU:N	2.35	0.60
58:BZ:7:ALA:HB3	58:BZ:61:LEU:HB3	1.84	0.60

Continued on next page...

Continued from previous page...

Atom-1	Atom-2	Interatomic distance (Å)	Clash overlap (Å)
1:CA:377:G:O2'	1:CA:378:G:H5'	2.00	0.60
1:CA:1292:U:H2'	1:CA:1293:G:H8	1.67	0.60
10:CJ:40:LEU:HB2	10:CJ:69:ASN:HB2	1.83	0.60
10:CJ:48:THR:CA	10:CJ:62:HIS:HB3	2.25	0.60
12:CL:47:LYS:HB3	12:CL:48:PRO:CD	2.28	0.60
12:CL:70:ILE:HG23	12:CL:100:ILE:HD12	1.84	0.60
20:CT:75:ASN:O	20:CT:78:ALA:HB3	2.00	0.60
25:CZ:26:LYS:HG2	25:CZ:30:LEU:HD11	1.82	0.60
36:DA:271(M):G:H5''	44:DI:53:ALA:HB1	1.82	0.60
36:DA:484:C:H2'	36:DA:485:C:H6	1.66	0.60
36:DA:819:A:OP2	36:DA:1187:G:N2	2.29	0.60
36:DA:1339:G:H5''	56:DX:16:LYS:HD3	1.82	0.60
36:DA:2312:U:H2'	36:DA:2313:C:C5'	2.31	0.60
37:DB:57:A:O2'	37:DB:58:A:H5'	2.02	0.60
41:DF:8:GLN:HB3	41:DF:126:VAL:HA	1.83	0.60
42:DG:98:ARG:C	42:DG:100:TRP:N	2.54	0.60
43:DH:44:VAL:CG1	43:DH:45:VAL:H	2.12	0.60
44:DI:69:LYS:HA	44:DI:136:VAL:CB	2.32	0.60
46:DN:3:THR:O	46:DN:4:TYR:CD1	2.54	0.60
46:DN:133:GLN:CG	46:DN:135:PRO:HD3	2.26	0.60
49:DQ:26:TYR:HE1	49:DQ:28:ALA:HB2	1.66	0.60
54:DV:51:VAL:CG1	54:DV:52:VAL:H	2.14	0.60
1:AA:1109:C:H2'	1:AA:1110:A:O4'	2.02	0.60
1:AA:1452:C:H5'	1:AA:1456:G:C2	2.37	0.60
2:AB:32:ILE:HD11	2:AB:40:HIS:CG	2.37	0.60
4:AD:148:VAL:HG12	4:AD:149:ALA:N	2.16	0.60
7:AG:62:PHE:O	7:AG:66:VAL:HG23	2.01	0.60
19:AS:24:ALA:O	19:AS:25:LYS:HB2	2.01	0.60
24:AX:20:A2M:H1'	24:AX:21:A2M:P	2.41	0.60
36:BA:29:U:H2'	36:BA:30:G:C8	2.37	0.60
36:BA:1579:A:H2'	36:BA:1580:A:O4'	2.00	0.60
36:BA:2311:A:H2	42:BG:82:LEU:HD13	1.66	0.60
36:BA:2887:U:O2'	36:BA:2888:C:H5'	2.02	0.60
43:BH:56:SER:H	43:BH:61:HIS:CE1	2.19	0.60
48:BP:41:ARG:HB3	48:BP:41:ARG:NH1	2.14	0.60
51:BS:11:LYS:N	51:BS:11:LYS:HD2	2.16	0.60
52:BT:30:VAL:HG21	52:BT:83:ILE:CG1	2.32	0.60
53:BU:91:ASP:O	53:BU:95:LEU:HB2	2.01	0.60
54:BV:18:LEU:CD1	54:BV:19:LYS:N	2.65	0.60
54:BV:47:VAL:O	54:BV:48:GLY:C	2.38	0.60
1:CA:735:C:H2'	1:CA:736:C:H6	1.65	0.60

Continued on next page...

Continued from previous page...

Atom-1	Atom-2	Interatomic distance (Å)	Clash overlap (Å)
1:CA:757:U:H2'	1:CA:758:G:O4'	2.02	0.60
1:CA:1026:G:H2'	1:CA:1026:G:N3	2.16	0.60
1:CA:1116:C:H3'	1:CA:1117:G:H5''	1.82	0.60
1:CA:1258:G:H2'	1:CA:1259:C:H6	1.66	0.60
1:CA:1375:A:H4'	7:CG:29:LYS:NZ	2.16	0.60
8:CH:97:VAL:O	8:CH:100:ILE:HG13	2.00	0.60
11:CK:67:ASP:OD1	11:CK:71:LYS:HE3	2.01	0.60
23:CV:17(A):U:H5''	23:CV:18:G:OP1	2.02	0.60
59:CX:19:OMU:HM23	25:CY:51:ASN:HD22	1.59	0.60
27:D1:50:ARG:HG2	27:D1:59:THR:CG2	2.30	0.60
30:D4:46:GLN:NE2	30:D4:47:GLN:H	1.99	0.60
32:D6:48:VAL:O	32:D6:49:HIS:HB2	2.01	0.60
36:DA:883:G:O2'	36:DA:884:C:H5'	2.01	0.60
36:DA:1827:C:O2'	36:DA:1828:G:H5'	2.01	0.60
36:DA:2787:C:H1'	40:DE:61:ARG:HD3	1.84	0.60
40:DE:111:ARG:HD3	50:DR:2:ARG:NH2	2.17	0.60
42:DG:40:ASN:HD22	42:DG:91:ARG:HG2	1.66	0.60
43:DH:56:SER:H	43:DH:61:HIS:CE1	2.20	0.60
44:DI:1:MET:N	44:DI:20:ASP:HB2	2.16	0.60
48:DP:6:LEU:O	48:DP:10:PRO:HD3	2.01	0.60
48:DP:111:ARG:HG3	48:DP:111:ARG:NH1	2.14	0.60
49:DQ:73:PRO:HG3	49:DQ:93:TYR:HE2	1.67	0.60
52:DT:107:ASP:CG	52:DT:108:ARG:H	2.04	0.60
54:DV:40:LEU:N	54:DV:40:LEU:CD2	2.65	0.60
1:AA:1327:C:H2'	1:AA:1328:C:C6	2.36	0.60
4:AD:26:CYS:HA	4:AD:31:CYS:HA	1.83	0.60
7:AG:89:MET:HB3	7:AG:155:ARG:HG2	1.83	0.60
13:AM:102:ARG:HG3	13:AM:103:THR:N	2.16	0.60
19:AS:9:VAL:O	19:AS:9:VAL:HG12	2.02	0.60
25:AY:11:ASP:O	25:AY:14:LEU:HD12	2.01	0.60
29:B3:17:LYS:HG2	36:BA:969:U:OP1	2.01	0.60
36:BA:154(A):C:C5'	36:BA:155:U:H5''	2.32	0.60
36:BA:773:U:C5'	39:BD:47:GLY:HA2	2.32	0.60
36:BA:2777:G:C4'	36:BA:2778:A:H5'	2.30	0.60
36:BA:2822:G:O6	50:BR:4:LEU:HD23	2.02	0.60
37:BB:55:U:H2'	37:BB:56:G:C8	2.35	0.60
53:BU:90:VAL:HG22	54:BV:39:LEU:HG	1.82	0.60
1:CA:184:G:H2'	1:CA:185:A:H8	1.65	0.60
1:CA:617:G:H4'	16:CP:44:THR:O	2.02	0.60
1:CA:923:A:H2'	1:CA:924:C:C6	2.37	0.60
4:CD:96:LEU:HG	4:CD:139:ARG:HH22	1.67	0.60

Continued on next page...

Continued from previous page...

Atom-1	Atom-2	Interatomic distance (Å)	Clash overlap (Å)
4:CD:107:ARG:HD2	4:CD:173:TRP:CZ2	2.36	0.60
6:CF:89:MET:HG2	6:CF:89:MET:O	2.01	0.60
7:CG:113:GLU:HB3	7:CG:118:VAL:CG2	2.31	0.60
10:CJ:70:ARG:HH11	10:CJ:70:ARG:HG2	1.67	0.60
11:CK:111:ASP:HA	18:CR:84:LYS:CG	2.30	0.60
18:CR:26:LEU:HD21	18:CR:42:ARG:NH1	2.16	0.60
20:CT:47:GLY:O	20:CT:49:ALA:N	2.34	0.60
23:CV:35:A:O2'	23:CV:36:U:H5'	2.01	0.60
25:CZ:55:PHE:HB3	25:CZ:67:VAL:CG1	2.32	0.60
36:DA:587:C:H3'	48:DP:33:ARG:NH2	2.17	0.60
36:DA:2880:C:O2'	50:DR:90:ARG:HD3	2.00	0.60
41:DF:21:ALA:C	41:DF:23:ASP:H	2.05	0.60
42:DG:31:VAL:HG23	42:DG:32:PRO:HD2	1.84	0.60
42:DG:60:LEU:HD13	42:DG:63:ILE:HD11	1.84	0.60
52:DT:88:ILE:HG22	52:DT:89:VAL:HG22	1.83	0.60
54:DV:19:LYS:HZ3	54:DV:20:LEU:N	1.98	0.60
58:DZ:40:ASP:OD1	58:DZ:42:VAL:HG12	2.02	0.60
58:DZ:135:GLU:O	58:DZ:137:ILE:HD13	2.02	0.60
1:AA:52:G:O2'	1:AA:53:A:H5'	2.01	0.60
1:AA:1007:C:H1'	1:AA:1022:G:H22	1.67	0.60
2:AB:212:GLN:HG3	2:AB:235:SER:HB2	1.84	0.60
3:AC:153:VAL:HG12	3:AC:154:SER:H	1.65	0.60
4:AD:125:HIS:C	4:AD:126:ILE:HD12	2.22	0.60
4:AD:192:GLU:CD	4:AD:192:GLU:H	2.04	0.60
5:AE:147:ASP:HA	5:AE:150:ARG:NH1	2.17	0.60
7:AG:49:ILE:HA	7:AG:52:GLU:HB2	1.84	0.60
7:AG:78:ARG:O	7:AG:84:ASN:HA	2.02	0.60
13:AM:112:GLY:O	13:AM:113:PRO:HG2	2.01	0.60
14:AN:29:ARG:HG2	14:AN:40:CYS:HB2	1.83	0.60
30:B4:10:VAL:HG13	30:B4:11:PRO:CD	2.29	0.60
36:BA:943:U:OP2	48:BP:38:GLN:CD	2.40	0.60
36:BA:2303:G:O2'	42:BG:132:ASN:HB2	2.01	0.60
36:BA:2306:C:H5'	36:BA:2307:G:O5'	2.02	0.60
36:BA:2611:U:H5'	36:BA:2611:U:H6	1.67	0.60
36:BA:2789:C:H5'	36:BA:2790:A:OP1	2.00	0.60
37:BB:57:A:O2'	37:BB:58:A:H5'	2.02	0.60
39:BD:118:VAL:HG22	39:BD:119:ALA:H	1.65	0.60
46:BN:55:VAL:HG11	46:BN:126:PRO:HB3	1.83	0.60
48:BP:18:ARG:HH11	48:BP:18:ARG:CB	2.13	0.60
1:CA:33:A:H2'	1:CA:34:C:C6	2.36	0.60
1:CA:375:U:C4'	16:CP:17:TYR:HE2	2.12	0.60

Continued on next page...

Continued from previous page...

Atom-1	Atom-2	Interatomic distance (Å)	Clash overlap (Å)
1:CA:662:G:O2'	1:CA:836:G:H5'	2.02	0.60
1:CA:779:C:O2'	1:CA:780:A:H5'	2.01	0.60
1:CA:996:A:H2'	1:CA:997:U:O4'	2.01	0.60
1:CA:1209:C:O2'	1:CA:1210:C:H5'	2.02	0.60
1:CA:1342:C:H4'	9:CI:125:TYR:HB3	1.84	0.60
2:CB:55:PHE:CD1	2:CB:58:ILE:HD12	2.37	0.60
5:CE:7:GLU:HG2	5:CE:112:LEU:HD22	1.83	0.60
23:CW:5:G:H1	23:CW:68:C:H42	1.49	0.60
36:DA:1431:U:O2'	36:DA:1432:C:H5'	2.01	0.60
36:DA:1538:G:H2'	36:DA:1539:G:H8	1.67	0.60
44:DI:5:LEU:HD11	44:DI:19:VAL:CG1	2.28	0.60
48:DP:17:LYS:CG	48:DP:19:VAL:HG23	2.31	0.60
50:DR:104:ARG:HD2	50:DR:109:ALA:HB3	1.84	0.60
51:DS:59:LYS:HG2	51:DS:60:GLY:H	1.64	0.60
56:DX:35:THR:HG22	56:DX:36:LYS:N	2.15	0.60
1:AA:9:G:H2'	1:AA:10:A:C8	2.35	0.60
5:AE:145:LYS:O	5:AE:149:GLU:HG2	2.01	0.60
7:AG:79:ARG:HG2	7:AG:81:GLY:H	1.66	0.60
9:AI:47:LEU:HD12	9:AI:47:LEU:N	2.17	0.60
27:B1:26:ARG:HH11	27:B1:26:ARG:HG3	1.67	0.60
27:B1:51:VAL:O	27:B1:57:GLU:O	2.20	0.60
27:B1:90:ILE:O	27:B1:93:GLU:HB2	2.01	0.60
34:B8:62:LEU:N	34:B8:63:PRO:CD	2.64	0.60
36:BA:156:U:H2'	36:BA:156:U:O2	2.02	0.60
36:BA:252:G:OP2	48:BP:50:ARG:NH2	2.34	0.60
36:BA:819:A:OP2	36:BA:1187:G:N2	2.32	0.60
36:BA:1813:G:H1'	39:BD:50:THR:OG1	2.02	0.60
36:BA:2732:G:H3'	36:BA:2733:A:H5'	1.84	0.60
36:BA:2742:C:O2'	36:BA:2743:C:H5'	2.02	0.60
48:BP:17:LYS:CG	48:BP:19:VAL:HG23	2.32	0.60
49:BQ:54:MET:HB3	49:BQ:64:ILE:CD1	2.32	0.60
50:BR:24:GLN:NE2	50:BR:36:THR:HG21	2.17	0.60
57:BY:62:GLU:CD	57:BY:63:LYS:N	2.55	0.60
58:BZ:13:GLU:OE1	58:BZ:13:GLU:N	2.35	0.60
58:BZ:42:VAL:HG13	58:BZ:43:GLU:N	2.16	0.60
1:CA:817:C:H1'	1:CA:819:A:H5'	1.83	0.60
1:CA:1321:C:C5'	1:CA:1322:C:H5''	2.32	0.60
3:CC:77:ILE:O	3:CC:83:ARG:HB3	2.02	0.60
3:CC:123:GLN:HA	3:CC:126:ARG:HD2	1.83	0.60
5:CE:76:ILE:HD11	5:CE:142:LEU:HD11	1.84	0.60
23:CV:28:C:O2	23:CV:43:A:C2	2.54	0.60

Continued on next page...

Continued from previous page...

Atom-1	Atom-2	Interatomic distance (Å)	Clash overlap (Å)
25:CY:57:SER:HB2	25:CY:84:TYR:CZ	2.36	0.60
27:D1:80:LEU:HD21	36:DA:271(R):G:H4'	1.82	0.60
31:D5:53:ALA:HB3	31:D5:55:ARG:NH2	2.17	0.60
34:D8:48:PHE:C	34:D8:49:VAL:HG13	2.23	0.60
36:DA:363(E):U:H5'	36:DA:363(F):A:OP2	2.02	0.60
36:DA:574:C:N3	40:DE:145:LYS:HE2	2.17	0.60
36:DA:1336:A:H2'	36:DA:1337:G:H8	1.65	0.60
36:DA:2523:G:C2'	36:DA:2524:G:H5''	2.32	0.60
36:DA:2887:U:O2'	36:DA:2888:C:H5'	2.02	0.60
43:DH:41:MET:HE2	43:DH:43:VAL:HG13	1.84	0.60
51:DS:87:PHE:HZ	51:DS:92:TYR:CD2	2.20	0.60
1:AA:946:A:H2'	1:AA:947:G:C8	2.37	0.59
1:AA:960:U:O2	1:AA:960:U:H2'	2.02	0.59
1:AA:1314:C:OP2	19:AS:6:LYS:HG3	2.01	0.59
3:AC:58:GLU:HB2	3:AC:65:ALA:HB3	1.83	0.59
4:AD:19:LEU:HD23	4:AD:21:LEU:HD11	1.84	0.59
5:AE:7:GLU:HG2	5:AE:112:LEU:HD22	1.84	0.59
6:AF:28:ARG:HG3	6:AF:28:ARG:NH1	2.17	0.59
9:AI:29:ASN:OD1	9:AI:64:THR:HG23	2.01	0.59
9:AI:65:VAL:CG1	9:AI:77:ILE:HD11	2.32	0.59
30:B4:3:GLU:HG2	37:BB:43:C:OP1	2.01	0.59
30:B4:22:ILE:HG22	30:B4:23:GLU:H	1.67	0.59
30:B4:34:GLU:HB2	42:BG:113:ARG:CD	2.32	0.59
34:B8:26:LYS:HZ3	34:B8:47:LYS:HD3	1.67	0.59
34:B8:61:LEU:CD1	34:B8:62:LEU:H	2.15	0.59
36:BA:845:G:H8	36:BA:845:G:OP2	1.84	0.59
36:BA:1011:G:H5''	53:BU:77:SER:OG	2.01	0.59
36:BA:1180:C:H2'	36:BA:1181:C:H5'	1.84	0.59
36:BA:2523:G:C2'	36:BA:2524:G:H5''	2.32	0.59
40:BE:91:VAL:HG13	40:BE:95:ILE:HG13	1.84	0.59
41:BF:181:LEU:HD11	41:BF:186:ILE:HD11	1.84	0.59
46:BN:119:ARG:NH1	46:BN:119:ARG:HG3	2.16	0.59
49:BQ:73:PRO:HG3	49:BQ:93:TYR:CE2	2.37	0.59
58:BZ:103:ARG:HB3	58:BZ:136:PHE:CB	2.32	0.59
1:CA:590:C:H2'	1:CA:591:U:H6	1.66	0.59
1:CA:909:A:H2'	1:CA:910:C:O4'	2.02	0.59
3:CC:73:PRO:HB3	3:CC:103:VAL:HG11	1.84	0.59
6:CF:101:ALA:CB	18:CR:28:GLU:HG2	2.32	0.59
11:CK:59:TYR:O	11:CK:63:LEU:HD23	2.01	0.59
36:DA:813:U:H2'	36:DA:814:C:C6	2.36	0.59
36:DA:979:G:H3'	36:DA:980:A:H5''	1.84	0.59

Continued on next page...

Continued from previous page...

Atom-1	Atom-2	Interatomic distance (Å)	Clash overlap (Å)
36:DA:1771:C:HO2'	36:DA:1786:A:H8	1.50	0.59
36:DA:2189:U:H2'	36:DA:2190:G:H5''	1.84	0.59
36:DA:2308:G:N2	42:DG:79:ASN:HB2	2.17	0.59
36:DA:2732:G:C3'	36:DA:2733:A:H5'	2.32	0.59
42:DG:152:LEU:HD23	42:DG:152:LEU:N	2.14	0.59
48:DP:23:PRO:HB2	48:DP:33:ARG:NE	2.17	0.59
48:DP:38:GLN:HG3	48:DP:41:ARG:HD2	1.83	0.59
49:DQ:43:THR:HA	49:DQ:94:VAL:HG12	1.84	0.59
54:DV:39:LEU:CA	54:DV:47:VAL:HG11	2.30	0.59
57:DY:62:GLU:CD	57:DY:63:LYS:N	2.55	0.59
58:DZ:6:LYS:HA	58:DZ:60:GLU:O	2.02	0.59
58:DZ:61:LEU:CD1	58:DZ:67:LEU:HD11	2.29	0.59
58:DZ:103:ARG:HB2	58:DZ:103:ARG:HH11	1.67	0.59
1:AA:1313:U:H2'	1:AA:1314:C:H6	1.67	0.59
5:AE:75:THR:HG23	5:AE:76:ILE:N	2.15	0.59
5:AE:107:ARG:C	5:AE:109:ILE:H	2.05	0.59
17:AQ:45:HIS:CD2	17:AQ:47:PRO:HD3	2.37	0.59
19:AS:16:LEU:HD12	19:AS:16:LEU:N	2.16	0.59
21:AU:2:GLY:O	21:AU:4:GLY:N	2.34	0.59
26:B0:48:GLY:CA	26:B0:80:HIS:HD1	2.15	0.59
30:B4:12:ALA:HB1	30:B4:29:PRO:CA	2.24	0.59
33:B7:5:TRP:CZ3	36:BA:464:U:H4'	2.37	0.59
36:BA:1809:A:H2'	36:BA:1810:A:C8	2.36	0.59
36:BA:2094:G:OP1	44:BI:22:LYS:HD2	2.03	0.59
36:BA:2192:G:H2'	36:BA:2193:G:H5'	1.83	0.59
36:BA:2312:U:C2'	36:BA:2313:C:H5''	2.31	0.59
37:BB:29:A:H2'	37:BB:30:C:C6	2.38	0.59
38:BC:23:ILE:HG22	38:BC:23:ILE:O	2.02	0.59
42:BG:117:PHE:CG	42:BG:118:ARG:N	2.68	0.59
46:BN:43:THR:HB	46:BN:46:VAL:HG11	1.83	0.59
48:BP:58:THR:O	48:BP:58:THR:CG2	2.50	0.59
51:BS:40:ILE:HG22	51:BS:41:ASP:H	1.67	0.59
51:BS:87:PHE:HZ	51:BS:92:TYR:CD2	2.20	0.59
58:BZ:44:PHE:CZ	58:BZ:86:VAL:HG11	2.36	0.59
1:CA:243:A:H4'	1:CA:244:U:O5'	2.01	0.59
1:CA:265:G:O3'	17:CQ:66:SER:HA	2.02	0.59
1:CA:444:C:H2'	1:CA:445:G:C8	2.33	0.59
1:CA:1116:C:C2'	1:CA:1117:G:H5''	2.31	0.59
8:CH:29:SER:HB3	8:CH:32:LYS:CD	2.32	0.59
10:CJ:38:ILE:CG2	10:CJ:71:LEU:HB3	2.32	0.59
10:CJ:67:THR:HG22	10:CJ:67:THR:O	2.01	0.59

Continued on next page...

Continued from previous page...

Atom-1	Atom-2	Interatomic distance (Å)	Clash overlap (Å)
19:CS:9:VAL:O	19:CS:9:VAL:HG12	2.02	0.59
36:DA:773:U:C5'	39:DD:47:GLY:HA2	2.32	0.59
36:DA:1678:G:N2	36:DA:1989:G:N2	2.45	0.59
36:DA:2584:U:H2'	36:DA:2585:U:H5'	1.84	0.59
44:DI:68:LEU:HD21	44:DI:130:TYR:CE2	2.37	0.59
47:DO:2:ILE:HD11	47:DO:82:ASN:ND2	2.17	0.59
50:DR:7:GLY:O	50:DR:8:ARG:HB2	2.01	0.59
54:DV:47:VAL:O	54:DV:48:GLY:C	2.40	0.59
54:DV:51:VAL:CG1	54:DV:52:VAL:N	2.65	0.59
58:DZ:127:LYS:NZ	58:DZ:127:LYS:HB3	2.17	0.59
1:AA:353:A:H5'	1:AA:353:A:C8	2.36	0.59
1:AA:1015:A:H2'	1:AA:1016:A:H8	1.67	0.59
1:AA:1137:C:H4'	1:AA:1138:G:C2	2.36	0.59
1:AA:1343:G:H2'	1:AA:1344:C:C6	2.37	0.59
1:AA:1493:A:C5	24:AX:20:A2M:H8	2.37	0.59
4:AD:205:GLU:OE2	5:AE:100:VAL:HG22	2.02	0.59
11:AK:116:HIS:O	11:AK:117:ASN:HB2	2.02	0.59
19:AS:18:LYS:O	19:AS:22:LEU:HD23	2.01	0.59
20:AT:75:ASN:O	20:AT:78:ALA:HB3	2.02	0.59
21:AU:12:LYS:HB3	21:AU:17:THR:O	2.03	0.59
31:B5:25:LEU:HD12	55:BW:19:LEU:HB3	1.84	0.59
36:BA:1049:C:H2'	36:BA:1049:C:O2	2.00	0.59
36:BA:2187:G:H2'	36:BA:2188:C:O4'	2.01	0.59
36:BA:2684:U:OP1	52:BT:53:ARG:HD3	2.02	0.59
36:BA:2713:A:H3'	36:BA:2714:G:C5'	2.32	0.59
43:BH:20:ALA:HB3	43:BH:23:ARG:HB2	1.84	0.59
52:BT:55:ASN:H	52:BT:59:THR:HB	1.66	0.59
52:BT:106:SER:O	52:BT:107:ASP:CG	2.40	0.59
56:BX:12:VAL:CG2	56:BX:17:ALA:HB1	2.32	0.59
58:BZ:28:MET:CE	58:BZ:37:VAL:HG11	2.32	0.59
1:CA:625:G:H2'	1:CA:626:U:C6	2.38	0.59
1:CA:1134:G:N2	1:CA:1141:C:H1'	2.12	0.59
1:CA:1314:C:OP2	19:CS:6:LYS:HG3	2.03	0.59
1:CA:1347:G:HO2'	1:CA:1373:G:H1	1.48	0.59
1:CA:1456:G:H4'	20:CT:39:LYS:NZ	2.17	0.59
2:CB:18:GLY:N	2:CB:42:ILE:HG22	2.05	0.59
2:CB:172:ILE:HD12	2:CB:172:ILE:N	2.09	0.59
5:CE:57:LYS:HB3	5:CE:61:TYR:CE2	2.37	0.59
7:CG:49:ILE:HA	7:CG:52:GLU:HB2	1.83	0.59
7:CG:89:MET:HB3	7:CG:155:ARG:HG2	1.84	0.59
12:CL:6:THR:OG1	12:CL:9:GLN:HG3	2.03	0.59

Continued on next page...

Continued from previous page...

Atom-1	Atom-2	Interatomic distance (Å)	Clash overlap (Å)
15:CO:62:GLN:O	15:CO:66:LEU:HD13	2.02	0.59
16:CP:12:LYS:O	16:CP:13:HIS:HB2	2.02	0.59
19:CS:35:SER:O	19:CS:71:LEU:HD12	2.03	0.59
23:CV:66:C:H2'	23:CV:67:C:H6	1.67	0.59
59:CX:15:A:H3'	59:CX:15:A:N3	2.17	0.59
25:CY:48:LEU:HB2	25:CY:55:PHE:O	2.03	0.59
42:DG:35:GLU:HG2	42:DG:36:LYS:HE3	1.85	0.59
42:DG:97:ASP:O	42:DG:100:TRP:HD1	1.85	0.59
44:DI:29:TYR:CE1	44:DI:33:ARG:NE	2.70	0.59
50:DR:2:ARG:N	50:DR:2:ARG:HD2	2.17	0.59
50:DR:12:ARG:HG3	50:DR:12:ARG:NH1	2.16	0.59
57:DY:27:VAL:HG12	57:DY:29:GLU:OE1	2.02	0.59
1:AA:377:G:O2'	1:AA:378:G:H5'	2.02	0.59
1:AA:451:A:N6	1:AA:480:U:H2'	2.17	0.59
1:AA:955:U:H1'	1:AA:1227:A:N6	2.18	0.59
1:AA:1172:C:H2'	1:AA:1173:G:H8	1.67	0.59
1:AA:1352:C:H2'	1:AA:1353:G:H8	1.67	0.59
3:AC:18:TRP:N	3:AC:18:TRP:CE3	2.71	0.59
10:AJ:4:ILE:HD13	10:AJ:74:ILE:HG13	1.85	0.59
10:AJ:92:THR:HG23	10:AJ:93:GLY:N	2.17	0.59
12:AL:47:LYS:HB3	12:AL:48:PRO:CD	2.32	0.59
13:AM:79:LYS:HZ2	13:AM:79:LYS:CB	2.12	0.59
20:AT:47:GLY:O	20:AT:49:ALA:N	2.35	0.59
25:AZ:160:ILE:CG2	25:AZ:165:ARG:HA	2.30	0.59
32:B6:26:ASN:O	32:B6:27:LYS:HB2	2.01	0.59
36:BA:871:U:H4'	49:BQ:69:PHE:CE2	2.37	0.59
36:BA:1887:C:C2'	36:BA:1888:G:H5''	2.31	0.59
36:BA:2312:U:H2'	36:BA:2313:C:C5'	2.32	0.59
36:BA:2662:A:H2'	36:BA:2663:G:O4'	2.02	0.59
36:BA:2876:G:H4'	52:BT:3:ARG:HD3	1.84	0.59
38:BC:25:GLU:O	38:BC:29:LEU:HD12	2.03	0.59
39:BD:27:THR:HG23	39:BD:83:GLU:HB3	1.84	0.59
41:BF:66:PRO:O	41:BF:67:GLN:CB	2.41	0.59
44:BI:92:VAL:HA	44:BI:96:ASP:CB	2.32	0.59
46:BN:87:LEU:O	46:BN:90:MET:HB2	2.01	0.59
47:BO:114:ILE:H	47:BO:114:ILE:HD12	1.67	0.59
54:BV:19:LYS:HE2	54:BV:19:LYS:HA	1.85	0.59
54:BV:23:GLU:O	54:BV:92:THR:HG23	2.01	0.59
55:BW:95:ILE:O	55:BW:95:ILE:HG13	2.02	0.59
1:CA:191:G:C4	20:CT:105:SER:HB3	2.36	0.59
1:CA:1400:C:H5'	59:CX:18:G:O6	2.02	0.59

Continued on next page...

Continued from previous page...

Atom-1	Atom-2	Interatomic distance (Å)	Clash overlap (Å)
2:CB:101:MET:CB	2:CB:102:LEU:HD12	2.32	0.59
4:CD:125:HIS:C	4:CD:126:ILE:HD12	2.23	0.59
6:CF:100:ASN:HB2	18:CR:27:GLY:O	2.02	0.59
10:CJ:4:ILE:HD13	10:CJ:74:ILE:HG13	1.84	0.59
11:CK:20:TYR:O	11:CK:30:VAL:HA	2.02	0.59
59:CX:16:A:H2'	59:CX:17:U:H6	1.66	0.59
30:D4:9:LEU:HD22	30:D4:26:SER:O	2.02	0.59
30:D4:14:ILE:HG22	30:D4:16:CYS:HB2	1.83	0.59
36:DA:142:A:H5'	36:DA:142(A):C:OP2	2.02	0.59
36:DA:272(C):G:H2'	36:DA:272(D):G:C8	2.37	0.59
36:DA:276:A:H5'	36:DA:277:C:C6	2.38	0.59
36:DA:299:A:H5''	57:DY:97:ARG:HH21	1.67	0.59
36:DA:389:G:H1	48:DP:71:VAL:HG12	1.67	0.59
36:DA:1516:C:H2'	36:DA:1517:G:C8	2.32	0.59
36:DA:1697:G:H3'	36:DA:1698:A:C5'	2.32	0.59
41:DF:132:VAL:HG13	41:DF:133:ASN:N	2.17	0.59
43:DH:105:LEU:HD23	43:DH:105:LEU:H	1.67	0.59
48:DP:18:ARG:HH11	48:DP:18:ARG:CB	2.13	0.59
49:DQ:110:THR:HG23	49:DQ:113:GLN:HB2	1.84	0.59
52:DT:9:LEU:O	52:DT:12:SER:HB2	2.01	0.59
52:DT:30:VAL:HG21	52:DT:84:GLN:H	1.68	0.59
58:DZ:30:ASN:CG	58:DZ:31:ARG:H	2.05	0.59
58:DZ:53:ILE:HG22	58:DZ:71:VAL:O	2.02	0.59
1:AA:1493:A:C6	24:AX:20:A2M:H8	2.38	0.59
2:AB:72:GLY:HA2	2:AB:165:VAL:HG22	1.84	0.59
2:AB:107:THR:HA	2:AB:110:GLN:NE2	2.16	0.59
6:AF:40:VAL:HG22	6:AF:40:VAL:O	2.03	0.59
18:AR:74:ARG:HA	18:AR:79:LEU:O	2.01	0.59
19:AS:41:VAL:HG13	19:AS:42:PRO:HD2	1.84	0.59
26:B0:11:ARG:HB2	26:B0:11:ARG:NH1	2.18	0.59
30:B4:14:ILE:HG22	30:B4:16:CYS:HB2	1.84	0.59
32:B6:10:LEU:HD23	32:B6:10:LEU:N	2.10	0.59
36:BA:300:A:H2'	36:BA:334:C:H1'	1.85	0.59
36:BA:484:C:H2'	36:BA:485:C:H6	1.68	0.59
36:BA:2537:U:H2'	36:BA:2538:C:C6	2.37	0.59
36:BA:2758:A:C2	36:BA:2759:G:H1'	2.38	0.59
39:BD:132:PRO:HG3	39:BD:190:TYR:CE1	2.37	0.59
40:BE:87:GLU:CD	40:BE:89:ASP:H	2.06	0.59
43:BH:41:MET:HE2	43:BH:43:VAL:CG1	2.33	0.59
1:CA:9:G:H2'	1:CA:10:A:C8	2.35	0.59
1:CA:960:U:H2'	1:CA:960:U:O2	2.01	0.59

Continued on next page...

Continued from previous page...

Atom-1	Atom-2	Interatomic distance (Å)	Clash overlap (Å)
2:CB:72:GLY:HA2	2:CB:165:VAL:HG22	1.84	0.59
2:CB:115:LEU:HB2	2:CB:145:LEU:HD12	1.84	0.59
5:CE:57:LYS:HE2	5:CE:61:TYR:HE2	1.67	0.59
6:CF:89:MET:HE3	18:CR:75:ILE:HG21	1.84	0.59
18:CR:79:LEU:HD23	18:CR:80:PRO:HD2	1.83	0.59
25:CY:81:ARG:O	25:CY:82:TYR:HB2	2.02	0.59
25:CZ:34:THR:CG2	25:CZ:75:LEU:HD13	2.33	0.59
30:D4:9:LEU:HA	30:D4:26:SER:O	2.03	0.59
36:DA:1686:C:C2'	36:DA:1687:G:H5'	2.33	0.59
39:DD:118:VAL:HG22	39:DD:119:ALA:H	1.65	0.59
44:DI:112:LYS:HD2	44:DI:112:LYS:N	2.18	0.59
48:DP:78:PRO:HA	48:DP:110:TYR:CE2	2.37	0.59
49:DQ:26:TYR:CE1	49:DQ:28:ALA:HB2	2.38	0.59
49:DQ:35:VAL:HG22	49:DQ:36:ALA:N	2.18	0.59
54:DV:18:LEU:CD1	54:DV:19:LYS:N	2.63	0.59
58:DZ:7:ALA:HB2	58:DZ:59:LEU:CD1	2.33	0.59
58:DZ:61:LEU:C	58:DZ:63:ASP:H	2.06	0.59
58:DZ:108:PRO:HA	58:DZ:142:SER:O	2.03	0.59
1:AA:262:A:H2'	1:AA:263:A:C8	2.37	0.59
1:AA:477:A:O2'	1:AA:479:C:H5'	2.03	0.59
1:AA:600:C:OP1	8:AH:97:VAL:HG12	2.03	0.59
1:AA:1026:G:N3	1:AA:1026:G:H2'	2.17	0.59
3:AC:111:LEU:HD21	3:AC:144:SER:O	2.02	0.59
3:AC:149:ALA:HA	3:AC:201:TYR:O	2.01	0.59
6:AF:97:PHE:CD2	18:AR:31:LEU:HD21	2.38	0.59
9:AI:3:GLN:HA	9:AI:19:LEU:O	2.02	0.59
10:AJ:92:THR:HG23	10:AJ:93:GLY:H	1.68	0.59
13:AM:16:ASP:HA	13:AM:34:LEU:HD11	1.83	0.59
15:AO:70:LEU:O	15:AO:70:LEU:HD23	2.03	0.59
20:AT:26:ASN:O	20:AT:30:LYS:HB2	2.02	0.59
23:AW:29:G:H2'	23:AW:30:G:C8	2.37	0.59
25:AZ:181:ARG:HG3	25:AZ:181:ARG:HH11	1.67	0.59
27:B1:23:LYS:HD2	27:B1:28:GLY:CA	2.28	0.59
32:B6:28:ARG:HB3	32:B6:28:ARG:NH1	2.18	0.59
36:BA:271(O):C:HO2'	36:BA:271(P):C:H6	1.48	0.59
36:BA:996:A:H4'	53:BU:92:ARG:CG	2.32	0.59
36:BA:1290:C:H2'	36:BA:1291:C:H6	1.67	0.59
36:BA:1697:G:H3'	36:BA:1698:A:C5'	2.32	0.59
36:BA:1827:C:C2'	36:BA:1828:G:H5'	2.32	0.59
36:BA:2564:A:OP1	36:BA:2648:C:H4'	2.03	0.59
37:BB:3:C:N3	37:BB:118:G:N2	2.51	0.59

Continued on next page...

Continued from previous page...

Atom-1	Atom-2	Interatomic distance (Å)	Clash overlap (Å)
41:BF:127:GLU:HB2	41:BF:196:LEU:CD1	2.29	0.59
46:BN:62:VAL:HG23	46:BN:66:LYS:HB2	1.84	0.59
48:BP:23:PRO:CD	48:BP:33:ARG:CZ	2.72	0.59
48:BP:101:VAL:HG12	48:BP:107:LYS:H	1.66	0.59
52:BT:107:ASP:CG	52:BT:108:ARG:H	2.04	0.59
58:BZ:125:LEU:HG	58:BZ:164:ALA:HB3	1.83	0.59
7:CG:78:ARG:O	7:CG:84:ASN:HA	2.03	0.59
13:CM:27:LYS:HE3	13:CM:31:LYS:NZ	2.17	0.59
19:CS:16:LEU:HD12	19:CS:16:LEU:N	2.16	0.59
36:DA:1810:A:H2'	36:DA:1811:G:O4'	2.02	0.59
36:DA:2801(A):A:C4'	36:DA:2802:G:H5'	2.31	0.59
36:DA:2861:G:O2'	36:DA:2862:G:H5'	2.02	0.59
39:DD:27:THR:HG23	39:DD:83:GLU:HB3	1.83	0.59
39:DD:142:VAL:HA	39:DD:194:GLY:H	1.68	0.59
39:DD:241:PRO:O	39:DD:242:ARG:HB2	2.02	0.59
42:DG:60:LEU:C	42:DG:62:LEU:H	2.04	0.59
48:DP:101:VAL:HG23	48:DP:102:ARG:N	2.18	0.59
53:DU:83:LEU:HD22	53:DU:83:LEU:H	1.67	0.59
58:DZ:37:VAL:HG23	58:DZ:38:TYR:H	1.67	0.59
1:AA:650:G:O2'	1:AA:651:C:H5'	2.03	0.59
1:AA:924:C:H5'	1:AA:1399:C:OP2	2.03	0.59
1:AA:1209:C:O2'	1:AA:1210:C:H5'	2.02	0.59
2:AB:233:SER:HB2	2:AB:234:PRO:HD2	1.84	0.59
3:AC:123:GLN:HA	3:AC:126:ARG:HD2	1.83	0.59
4:AD:126:ILE:HG22	4:AD:127:THR:N	2.18	0.59
6:AF:89:MET:HE3	18:AR:75:ILE:HG21	1.85	0.59
8:AH:35:ILE:O	8:AH:39:LEU:HD23	2.03	0.59
11:AK:124:LYS:C	11:AK:125:PHE:HD1	2.06	0.59
26:B0:53:MET:HG3	26:B0:59:LEU:HD23	1.85	0.59
28:B2:46:GLN:H	28:B2:49:LYS:HZ2	1.51	0.59
30:B4:9:LEU:HD22	30:B4:26:SER:O	2.01	0.59
36:BA:1722:A:C2	36:BA:1740:G:H8	2.21	0.59
36:BA:1853:A:H2'	36:BA:1854:A:C8	2.38	0.59
36:BA:2138:C:H2'	36:BA:2139:C:C6	2.37	0.59
36:BA:2790:A:H2'	36:BA:2790:A:N3	2.17	0.59
39:BD:79:VAL:HG21	39:BD:111:LEU:CD1	2.25	0.59
42:BG:117:PHE:O	42:BG:118:ARG:HB2	2.02	0.59
43:BH:41:MET:HE1	43:BH:52:VAL:HA	1.84	0.59
51:BS:90:GLY:C	51:BS:92:TYR:H	2.06	0.59
1:CA:1399:C:H4'	1:CA:1400:C:C5'	2.31	0.59
2:CB:83:MET:SD	2:CB:234:PRO:HG2	2.43	0.59

Continued on next page...

Continued from previous page...

Atom-1	Atom-2	Interatomic distance (Å)	Clash overlap (Å)
7:CG:25:ALA:HA	7:CG:28:ASN:ND2	2.17	0.59
9:CI:3:GLN:HA	9:CI:19:LEU:O	2.03	0.59
9:CI:114:TYR:HD2	10:CJ:60:ARG:HG3	1.67	0.59
11:CK:61:ALA:HB1	11:CK:94:ALA:HB2	1.84	0.59
16:CP:49:LEU:HD12	16:CP:50:LYS:H	1.67	0.59
19:CS:24:ALA:O	19:CS:25:LYS:HB2	2.01	0.59
25:CZ:43:GLY:HA2	25:CZ:59:ARG:HD2	1.84	0.59
30:D4:13:ARG:HD3	30:D4:29:PRO:HB3	1.84	0.59
30:D4:28:LYS:HZ1	30:D4:29:PRO:CD	2.16	0.59
36:DA:156:U:O2	36:DA:156:U:H2'	2.03	0.59
36:DA:2442:C:H2'	36:DA:2443:C:H6	1.67	0.59
36:DA:2761:G:C3'	36:DA:2762:G:H5''	2.32	0.59
36:DA:2833:G:H8	36:DA:2833:G:OP1	1.85	0.59
36:DA:2846:G:H2'	36:DA:2847:U:C6	2.38	0.59
36:DA:2882:A:OP1	50:DR:96:ARG:HD3	2.03	0.59
39:DD:35:LYS:N	39:DD:36:PRO:CD	2.62	0.59
40:DE:68:ALA:O	40:DE:70:ALA:N	2.31	0.59
41:DF:3:GLU:CB	41:DF:24:LEU:HG	2.32	0.59
41:DF:67:GLN:HG3	41:DF:67:GLN:O	2.01	0.59
47:DO:111:PHE:O	47:DO:115:VAL:HG23	2.02	0.59
48:DP:40:SER:C	48:DP:41:ARG:CZ	2.71	0.59
48:DP:45:LEU:CD2	48:DP:46:LYS:H	2.08	0.59
1:AA:158:G:O2'	1:AA:159:G:H5'	2.03	0.59
1:AA:382:A:H2'	1:AA:383:A:C8	2.38	0.59
1:AA:969:A:C2'	1:AA:970:C:H5'	2.33	0.59
1:AA:1292:U:H2'	1:AA:1293:G:H8	1.68	0.59
1:AA:1423:G:H5'	47:BO:49:ARG:NH2	2.18	0.59
2:AB:55:PHE:CD1	2:AB:58:ILE:HD12	2.37	0.59
3:AC:73:PRO:HB3	3:AC:103:VAL:HG11	1.84	0.59
4:AD:138:TYR:CD1	4:AD:138:TYR:C	2.75	0.59
5:AE:102:ALA:HA	5:AE:120:THR:OG1	2.02	0.59
12:AL:24:VAL:HG22	12:AL:97:ARG:HB3	1.84	0.59
13:AM:20:THR:HG23	13:AM:26:GLY:HA2	1.85	0.59
13:AM:68:GLY:O	13:AM:69:GLU:HB2	2.02	0.59
29:B3:6:VAL:HG12	29:B3:56:VAL:HG22	1.85	0.59
35:B9:30:PRO:HB2	36:BA:2527:C:H4'	1.85	0.59
36:BA:139(A):G:N2	56:BX:44:GLU:OE1	2.32	0.59
36:BA:212:G:O2'	36:BA:213:A:H5'	2.02	0.59
36:BA:486:C:H4'	55:BW:60:ASN:ND2	2.18	0.59
36:BA:774:A:H2	36:BA:787:U:O2'	1.85	0.59
39:BD:159:ALA:HB1	39:BD:198:ASN:O	2.02	0.59

Continued on next page...

Continued from previous page...

Atom-1	Atom-2	Interatomic distance (Å)	Clash overlap (Å)
42:BG:6:ALA:HB3	42:BG:104:GLU:OE1	2.02	0.59
43:BH:20:ALA:HB1	43:BH:21:PRO:CD	2.33	0.59
43:BH:55:PRO:HG2	43:BH:61:HIS:CE1	2.38	0.59
53:BU:66:ASN:HD21	53:BU:70:ARG:NE	2.00	0.59
57:BY:28:LYS:HB3	57:BY:37:VAL:HB	1.84	0.59
1:CA:1007:C:H1'	1:CA:1022:G:H22	1.66	0.59
10:CJ:50:ILE:CG2	10:CJ:60:ARG:HD3	2.32	0.59
12:CL:7:ILE:O	12:CL:11:VAL:HG23	2.02	0.59
18:CR:44:LEU:HD22	18:CR:79:LEU:HD22	1.85	0.59
21:CU:6:ARG:CZ	21:CU:15:ARG:NH2	2.66	0.59
25:CY:11:ASP:HA	25:CY:14:LEU:HG	1.85	0.59
27:D1:3:LYS:HB2	36:DA:1364:G:P	2.41	0.59
36:DA:1983:C:O2'	36:DA:1984:G:H5'	2.02	0.59
36:DA:2564:A:OP1	36:DA:2648:C:H4'	2.03	0.59
42:DG:62:LEU:HD12	42:DG:62:LEU:N	2.18	0.59
43:DH:34:GLU:O	43:DH:36:PRO:HD3	2.03	0.59
44:DI:64:GLU:CD	44:DI:67:ARG:HD2	2.23	0.59
44:DI:92:VAL:HA	44:DI:96:ASP:CB	2.32	0.59
49:DQ:54:MET:HB3	49:DQ:64:ILE:CD1	2.33	0.59
55:DW:5:ALA:HB3	55:DW:105:VAL:H	1.67	0.59
1:AA:946:A:H2'	1:AA:947:G:H8	1.67	0.59
1:AA:1375:A:H4'	7:AG:29:LYS:NZ	2.18	0.59
2:AB:142:LEU:O	2:AB:142:LEU:HD23	2.02	0.59
6:AF:4:TYR:OH	6:AF:69:GLU:HB3	2.03	0.59
6:AF:89:MET:O	6:AF:91:VAL:HG23	2.03	0.59
8:AH:29:SER:HB3	8:AH:32:LYS:CG	2.33	0.59
9:AI:53:VAL:HG11	9:AI:85:LEU:HD22	1.85	0.59
10:AJ:6:ILE:HG22	10:AJ:98:ILE:CG1	2.32	0.59
10:AJ:6:ILE:O	10:AJ:71:LEU:HD12	2.02	0.59
19:AS:15:LEU:O	19:AS:19:VAL:HG23	2.03	0.59
20:AT:42:GLN:HA	20:AT:42:GLN:HE21	1.67	0.59
30:B4:13:ARG:HD3	30:B4:29:PRO:HB3	1.84	0.59
34:B8:61:LEU:HD12	34:B8:61:LEU:N	2.13	0.59
36:BA:142:A:H5'	36:BA:142(A):C:OP2	2.02	0.59
36:BA:271(U):G:O2'	36:BA:271(V):G:H5'	2.03	0.59
36:BA:814:C:O2'	36:BA:815:C:H5'	2.02	0.59
36:BA:1885:A:H2'	36:BA:1886:C:O4'	2.03	0.59
36:BA:2801(A):A:C4'	36:BA:2802:G:H5'	2.31	0.59
40:BE:9:VAL:HG12	40:BE:25:VAL:O	2.02	0.59
42:BG:11:TYR:CZ	42:BG:16:ARG:HG2	2.38	0.59
43:BH:157:TYR:O	43:BH:158:HIS:HB2	2.02	0.59

Continued on next page...

Continued from previous page...

Atom-1	Atom-2	Interatomic distance (Å)	Clash overlap (Å)
46:BN:90:MET:HB3	46:BN:98:VAL:HG22	1.84	0.59
46:BN:119:ARG:HG3	46:BN:119:ARG:HH11	1.68	0.59
57:BY:2:ARG:O	57:BY:4:LYS:N	2.34	0.59
2:CB:91:PRO:HG3	2:CB:154:LEU:HB2	1.83	0.59
5:CE:82:VAL:HG21	5:CE:138:ALA:HA	1.84	0.59
9:CI:53:VAL:HG23	9:CI:53:VAL:O	2.03	0.59
11:CK:21:ILE:HG13	11:CK:30:VAL:HG12	1.82	0.59
34:D8:29:LYS:O	34:D8:29:LYS:HG3	2.03	0.59
36:DA:871:U:H4'	49:DQ:69:PHE:CE2	2.37	0.59
36:DA:996:A:H4'	53:DU:92:ARG:CG	2.32	0.59
36:DA:1292:U:O2'	36:DA:1293:C:H5'	2.03	0.59
36:DA:1329:U:H5''	36:DA:1330:C:H5	1.67	0.59
36:DA:1854:A:H62	36:DA:1888:G:H8	1.50	0.59
36:DA:2138:C:H2'	36:DA:2139:C:C6	2.38	0.59
39:DD:181:GLU:HA	39:DD:272:ALA:HB3	1.84	0.59
41:DF:178:PRO:HG2	41:DF:179:GLU:OE1	2.03	0.59
42:DG:40:ASN:ND2	42:DG:91:ARG:HA	2.18	0.59
49:DQ:103:MET:HE1	49:DQ:125:LEU:HD13	1.83	0.59
51:DS:96:GLY:C	51:DS:98:VAL:H	2.06	0.59
1:AA:950:U:H2'	1:AA:951:G:C8	2.37	0.59
1:AA:1296:C:H5'	1:AA:1297:C:OP2	2.03	0.59
2:AB:11:LEU:HD12	2:AB:217:ARG:NH2	2.17	0.59
2:AB:213:LEU:O	2:AB:213:LEU:HD23	2.02	0.59
4:AD:149:ALA:O	4:AD:153:ARG:HG3	2.02	0.59
7:AG:113:GLU:HB3	7:AG:118:VAL:CG2	2.32	0.59
8:AH:114:THR:C	8:AH:116:LYS:H	2.06	0.59
10:AJ:23:ILE:HG23	10:AJ:85:LEU:HD22	1.85	0.59
12:AL:25:PRO:O	12:AL:27:LEU:HD13	2.03	0.59
15:AO:82:ILE:HD11	15:AO:87:ILE:O	2.02	0.59
21:AU:6:ARG:CZ	21:AU:15:ARG:NH2	2.66	0.59
24:AX:20:A2M:C1'	24:AX:21:A2M:O5'	2.46	0.59
25:AY:25:LYS:CA	25:AY:28:ASN:HD21	2.14	0.59
25:AY:71:THR:O	25:AY:72:ASP:C	2.41	0.59
25:AY:78:ALA:O	25:AY:79:ALA:CB	2.50	0.59
34:B8:30:ARG:O	34:B8:31:HIS:HB3	2.02	0.59
36:BA:623:G:H2'	36:BA:624:C:C6	2.38	0.59
36:BA:1155:A:OP1	53:BU:55:ARG:HD2	2.02	0.59
36:BA:1331:A:O2'	36:BA:1332:G:H8	1.86	0.59
36:BA:1464:C:HO2'	36:BA:1528:A:H8	1.47	0.59
36:BA:1516:C:H2'	36:BA:1517:G:C8	2.31	0.59
40:BE:36:ARG:NH2	40:BE:88:GLY:CA	2.55	0.59

Continued on next page...

Continued from previous page...

Atom-1	Atom-2	Interatomic distance (Å)	Clash overlap (Å)
41:BF:21:ALA:C	41:BF:23:ASP:H	2.06	0.59
44:BI:83:ALA:HA	44:BI:89:TYR:N	2.17	0.59
44:BI:115:ALA:O	44:BI:117:GLU:HG3	2.02	0.59
50:BR:24:GLN:HE22	50:BR:36:THR:HG21	1.68	0.59
54:BV:40:LEU:CD2	54:BV:40:LEU:N	2.66	0.59
57:BY:7:VAL:C	57:BY:8:LYS:HD2	2.23	0.59
58:BZ:38:TYR:C	58:BZ:38:TYR:CD1	2.77	0.59
1:CA:203:U:H5'	1:CA:216:G:C2	2.38	0.59
1:CA:545:C:H5''	4:CD:72:GLU:HG2	1.84	0.59
1:CA:1308:U:H2'	1:CA:1309:G:H5''	1.85	0.59
4:CD:148:VAL:HG12	4:CD:149:ALA:N	2.17	0.59
8:CH:30:ARG:HH11	8:CH:30:ARG:CB	2.15	0.59
9:CI:28:VAL:HG12	9:CI:29:ASN:ND2	2.18	0.59
23:CW:74:C:O2'	23:CW:75:C:H5'	2.03	0.59
25:CY:55:PHE:HB3	25:CY:67:VAL:HG13	1.85	0.59
29:D3:6:VAL:HG12	29:D3:56:VAL:HG22	1.85	0.59
32:D6:15:GLU:HB2	32:D6:49:HIS:NE2	2.18	0.59
34:D8:30:ARG:O	34:D8:31:HIS:HB3	2.02	0.59
36:DA:212:G:O2'	36:DA:213:A:H5'	2.02	0.59
36:DA:774:A:H2	36:DA:787:U:O2'	1.85	0.59
36:DA:1151:G:H5''	53:DU:81:HIS:CE1	2.38	0.59
36:DA:2740:A:H2'	36:DA:2741:A:C8	2.37	0.59
37:DB:3:C:N3	37:DB:118:G:N2	2.51	0.59
37:DB:117:G:H2'	37:DB:118:G:O4'	2.03	0.59
40:DE:22:PRO:O	40:DE:185:LYS:O	2.20	0.59
41:DF:5:ALA:HB1	41:DF:125:LEU:HD21	1.85	0.59
41:DF:9:ILE:HG12	41:DF:14:PRO:HA	1.84	0.59
42:DG:98:ARG:HA	42:DG:101:ILE:HG13	1.84	0.59
42:DG:103:LEU:O	42:DG:103:LEU:HD23	2.03	0.59
55:DW:5:ALA:HB1	55:DW:50:VAL:CG2	2.33	0.59
1:AA:308:C:H2'	1:AA:309:G:H8	1.69	0.58
2:AB:34:ALA:C	2:AB:41:ILE:HD13	2.23	0.58
2:AB:171:ALA:HA	2:AB:174:VAL:CG2	2.32	0.58
3:AC:63:ASN:H	3:AC:97:LYS:HD3	1.68	0.58
8:AH:20:TYR:HA	8:AH:65:TYR:HE2	1.66	0.58
24:AX:20:A2M:C4'	24:AX:21:A2M:OP1	2.51	0.58
27:B1:69:LYS:O	27:B1:73:LEU:HB2	2.02	0.58
28:B2:7:ARG:O	28:B2:11:GLU:HG3	2.02	0.58
30:B4:28:LYS:HZ1	30:B4:29:PRO:CD	2.15	0.58
33:B7:8:ASN:ND2	33:B7:11:LYS:H	2.00	0.58
36:BA:1314:C:H5'	36:BA:1314:C:C6	2.38	0.58

Continued on next page...

Continued from previous page...

Atom-1	Atom-2	Interatomic distance (Å)	Clash overlap (Å)
36:BA:2761:G:C3'	36:BA:2762:G:H5''	2.33	0.58
36:BA:2787:C:O2	40:BE:61:ARG:HD3	2.03	0.58
40:BE:84:PHE:CZ	40:BE:86:PRO:HB3	2.38	0.58
41:BF:178:PRO:HG2	41:BF:179:GLU:OE1	2.03	0.58
43:BH:9:ILE:HG22	43:BH:50:VAL:O	2.03	0.58
57:BY:27:VAL:HG12	57:BY:29:GLU:H	1.67	0.58
1:CA:590:C:H2'	1:CA:591:U:C6	2.37	0.58
1:CA:630:G:H3'	1:CA:631:G:C5'	2.31	0.58
1:CA:784:C:H4'	36:DA:1837:C:OP1	2.02	0.58
1:CA:955:U:H1'	1:CA:1227:A:N6	2.18	0.58
1:CA:1226:C:N4	13:CM:104:ARG:HB2	2.18	0.58
1:CA:1292:U:H2'	1:CA:1293:G:C8	2.38	0.58
1:CA:1350:A:H2	7:CG:34:GLY:HA3	1.68	0.58
4:CD:22:LYS:CG	4:CD:26:CYS:SG	2.89	0.58
13:CM:20:THR:HG23	13:CM:26:GLY:HA2	1.84	0.58
17:CQ:78:GLU:O	17:CQ:78:GLU:HG3	2.03	0.58
17:CQ:82:MET:O	17:CQ:86:GLU:HG2	2.03	0.58
59:CX:20:A2M:HM'2	25:CY:46:GLU:OE1	2.00	0.58
26:D0:11:ARG:NH1	26:D0:11:ARG:HB2	2.18	0.58
31:D5:33:CYS:SG	31:D5:49:CYS:SG	3.01	0.58
36:DA:252:G:OP2	48:DP:50:ARG:NH2	2.36	0.58
36:DA:814:C:O2'	36:DA:815:C:H5'	2.03	0.58
36:DA:1204:A:N1	36:DA:1241:A:H2	2.01	0.58
36:DA:1441:G:O2'	36:DA:1442:G:H5'	2.03	0.58
38:DC:44:VAL:HG13	38:DC:215:VAL:HG22	1.85	0.58
40:DE:9:VAL:HG12	40:DE:25:VAL:O	2.03	0.58
42:DG:58:GLN:NE2	42:DG:59:GLU:HG3	2.18	0.58
48:DP:7:ARG:C	48:DP:9:ASN:H	2.07	0.58
51:DS:87:PHE:CZ	51:DS:88:ASP:O	2.56	0.58
55:DW:15:ARG:O	55:DW:19:LEU:HD13	2.03	0.58
56:DX:24:GLY:O	56:DX:83:VAL:HG22	2.03	0.58
1:AA:522:C:H41	12:AL:53:ARG:HH22	1.50	0.58
1:AA:909:A:H2'	1:AA:910:C:O4'	2.02	0.58
1:AA:1010:G:H2'	1:AA:1011:G:C8	2.37	0.58
1:AA:1342:C:H4'	9:AI:125:TYR:HB3	1.83	0.58
9:AI:53:VAL:HG23	9:AI:53:VAL:O	2.03	0.58
11:AK:79:SER:HB2	11:AK:106:LYS:CD	2.30	0.58
25:AY:59:ARG:HG3	25:AY:65:ARG:HH21	1.68	0.58
25:AZ:160:ILE:HG23	25:AZ:165:ARG:CA	2.29	0.58
36:BA:335:C:H2'	36:BA:336:C:H6	1.67	0.58
36:BA:654(S):G:H3'	36:BA:654(T):C:H4'	1.84	0.58

Continued on next page...

Continued from previous page...

Atom-1	Atom-2	Interatomic distance (Å)	Clash overlap (Å)
36:BA:1523:U:O2'	36:BA:1524:G:H5'	2.03	0.58
36:BA:1688:U:O2	36:BA:1700:A:H8	1.86	0.58
36:BA:1997:G:O2'	36:BA:1998:G:H5'	2.03	0.58
36:BA:2740:A:H2'	36:BA:2741:A:C8	2.38	0.58
36:BA:2882:A:OP1	50:BR:96:ARG:HD3	2.03	0.58
41:BF:9:ILE:HG12	41:BF:14:PRO:HA	1.84	0.58
42:BG:76:SER:OG	42:BG:83:ARG:HB3	2.03	0.58
44:BI:130:TYR:HB3	44:BI:136:VAL:H	1.68	0.58
45:BJ:14:UNK:C	45:BJ:65:UNK:CB	2.82	0.58
48:BP:105:LEU:H	48:BP:105:LEU:HD12	1.68	0.58
48:BP:143:GLY:O	48:BP:144:GLU:HB2	2.02	0.58
50:BR:10:LEU:HD22	50:BR:17:ARG:CD	2.32	0.58
57:BY:26:LYS:NZ	57:BY:27:VAL:HG23	2.18	0.58
1:CA:723:U:H5''	1:CA:724:G:OP2	2.03	0.58
1:CA:1333:A:H2'	1:CA:1334:G:O4'	2.03	0.58
2:CB:102:LEU:HD23	2:CB:182:ILE:HD12	1.84	0.58
10:CJ:11:PHE:O	10:CJ:68:HIS:HE1	1.86	0.58
10:CJ:49:VAL:HG21	14:CN:41:ARG:HB2	1.85	0.58
11:CK:22:HIS:HB3	11:CK:29:ILE:CG2	2.33	0.58
13:CM:89:GLY:O	13:CM:93:ARG:HD2	2.03	0.58
18:CR:70:ILE:HG23	18:CR:79:LEU:HD13	1.85	0.58
20:CT:48:LYS:O	20:CT:52:ALA:HB2	2.03	0.58
23:CV:50:U:H2'	23:CV:51:C:C6	2.37	0.58
27:D1:50:ARG:HG2	27:D1:59:THR:HG21	1.84	0.58
36:DA:2787:C:H1'	40:DE:61:ARG:HG3	1.85	0.58
40:DE:91:VAL:HG13	40:DE:95:ILE:HG13	1.83	0.58
44:DI:140:LEU:HD23	44:DI:140:LEU:H	1.68	0.58
46:DN:10:GLU:CG	46:DN:11:PRO:HD2	2.32	0.58
48:DP:101:VAL:HG13	48:DP:106:LEU:HD23	1.84	0.58
51:DS:74:ALA:HB1	51:DS:103:GLU:CB	2.32	0.58
52:DT:90:GLN:O	52:DT:92:GLY:N	2.36	0.58
53:DU:34:LYS:HA	53:DU:34:LYS:HE2	1.83	0.58
54:DV:89:GLN:OE1	54:DV:89:GLN:HA	2.04	0.58
57:DY:28:LYS:HB3	57:DY:37:VAL:HB	1.85	0.58
1:AA:531:U:C5	25:AY:22:ARG:HD2	2.38	0.58
1:AA:1203:C:H2'	1:AA:1204:A:C8	2.39	0.58
1:AA:1492:A:O2'	1:AA:1493:A:H5''	2.02	0.58
7:AG:26:PHE:CZ	7:AG:30:ILE:HD11	2.38	0.58
7:AG:28:ASN:O	7:AG:31:MET:HB3	2.03	0.58
11:AK:21:ILE:HG13	11:AK:30:VAL:HG12	1.84	0.58
13:AM:27:LYS:HE3	13:AM:31:LYS:NZ	2.17	0.58

Continued on next page...

Continued from previous page...

Atom-1	Atom-2	Interatomic distance (Å)	Clash overlap (Å)
36:BA:272(C):G:H2'	36:BA:272(D):G:C8	2.37	0.58
36:BA:860:U:C5	36:BA:917:A:N7	2.68	0.58
36:BA:1600:C:O2'	36:BA:1601:G:H5'	2.03	0.58
36:BA:2171:A:H4'	36:BA:2172:U:O5'	2.02	0.58
36:BA:2833:G:OP1	36:BA:2833:G:H8	1.87	0.58
52:BT:28:VAL:HG22	52:BT:46:GLU:C	2.22	0.58
53:BU:31:SER:C	53:BU:33:ARG:H	2.07	0.58
54:BV:2:PHE:HB2	54:BV:42:GLY:N	2.17	0.58
54:BV:19:LYS:HG3	54:BV:20:LEU:O	2.03	0.58
58:BZ:42:VAL:HG13	58:BZ:43:GLU:H	1.68	0.58
58:BZ:98:MET:O	58:BZ:126:VAL:HG22	2.04	0.58
1:CA:477:A:O2'	1:CA:479:C:H5'	2.03	0.58
1:CA:924:C:H5'	1:CA:1399:C:OP2	2.03	0.58
1:CA:1296:C:H5'	1:CA:1297:C:OP2	2.03	0.58
2:CB:11:LEU:HD12	2:CB:217:ARG:NH2	2.18	0.58
2:CB:137:ARG:HG2	2:CB:137:ARG:NH1	2.18	0.58
5:CE:28:PHE:CD1	5:CE:28:PHE:N	2.70	0.58
12:CL:7:ILE:CD1	17:CQ:32:TYR:HB3	2.29	0.58
13:CM:102:ARG:HG3	13:CM:103:THR:N	2.16	0.58
31:D5:7:PRO:HG2	36:DA:2016:U:O2	2.03	0.58
32:D6:15:GLU:HG2	32:D6:16:CYS:O	2.03	0.58
36:DA:557:U:H2'	36:DA:558:G:C8	2.37	0.58
36:DA:1819:A:H5''	39:DD:161:THR:HG21	1.86	0.58
36:DA:2189:U:C2'	36:DA:2190:G:H5''	2.33	0.58
36:DA:2401:U:O2'	36:DA:2402:C:H5''	2.02	0.58
36:DA:2491:U:H4'	36:DA:2570:G:OP1	2.03	0.58
37:DB:57:A:H4'	42:DG:30:GLU:HG2	1.85	0.58
42:DG:111:LEU:HD13	42:DG:179:PRO:CD	2.33	0.58
44:DI:91:SER:CB	44:DI:121:LYS:HZ3	2.05	0.58
48:DP:108:LYS:O	48:DP:110:TYR:N	2.36	0.58
52:DT:28:VAL:HG22	52:DT:46:GLU:C	2.22	0.58
58:DZ:35:ARG:HE	58:DZ:36:LYS:CG	2.15	0.58
58:DZ:122:ARG:HH11	58:DZ:122:ARG:HG2	1.67	0.58
1:AA:192:U:O2'	1:AA:193:C:H5'	2.04	0.58
1:AA:630:G:H5'	1:AA:631:G:OP2	2.04	0.58
2:AB:97:TRP:HH2	2:AB:176:GLU:HG3	1.68	0.58
3:AC:35:GLU:O	3:AC:39:ILE:HG13	2.04	0.58
3:AC:77:ILE:O	3:AC:83:ARG:HB3	2.04	0.58
4:AD:170:VAL:HG12	4:AD:171:GLY:H	1.69	0.58
5:AE:101:ILE:HG12	5:AE:101:ILE:O	2.02	0.58
8:AH:29:SER:CB	8:AH:32:LYS:HD2	2.31	0.58

Continued on next page...

Continued from previous page...

Atom-1	Atom-2	Interatomic distance (Å)	Clash overlap (Å)
9:AI:48:GLU:N	9:AI:49:PRO:CD	2.66	0.58
17:AQ:22:LEU:HD11	17:AQ:39:SER:HB2	1.85	0.58
20:AT:63:ILE:HG22	20:AT:77:ALA:HB1	1.85	0.58
23:AW:33:U:H2'	23:AW:35:A:OP2	2.04	0.58
28:B2:2:LYS:HB3	36:BA:97:C:H5''	1.85	0.58
28:B2:36:ARG:O	28:B2:39:ALA:HB3	2.02	0.58
36:BA:276:A:H5'	36:BA:277:C:C6	2.38	0.58
36:BA:1204:A:N1	36:BA:1241:A:H2	2.01	0.58
36:BA:2801(A):A:H4'	36:BA:2802:G:H2'	1.85	0.58
38:BC:44:VAL:HG13	38:BC:215:VAL:HG22	1.85	0.58
39:BD:211:ARG:O	39:BD:215:LEU:HG	2.03	0.58
40:BE:111:ARG:HD3	50:BR:2:ARG:NH2	2.18	0.58
49:BQ:19:GLY:O	49:BQ:98:LYS:HD3	2.04	0.58
49:BQ:65:PHE:HB2	49:BQ:105:GLU:HB2	1.85	0.58
49:BQ:110:THR:HG23	49:BQ:113:GLN:HB2	1.85	0.58
57:BY:76:CYS:HB3	57:BY:96:ILE:CD1	2.30	0.58
1:CA:107:G:C2'	1:CA:108:G:H5'	2.33	0.58
1:CA:644:G:H5'	8:CH:92:ARG:NH2	2.19	0.58
1:CA:853:G:H2'	1:CA:854:G:H8	1.68	0.58
1:CA:878:G:H5'	8:CH:89:PRO:HG2	1.86	0.58
1:CA:1275:A:H2'	1:CA:1276:G:H8	1.68	0.58
4:CD:59:ARG:HH21	4:CD:62:GLN:CB	2.17	0.58
11:CK:18:ARG:HH21	11:CK:37:GLY:N	2.00	0.58
18:CR:58:LEU:HB3	18:CR:62:GLU:CB	2.33	0.58
19:CS:18:LYS:O	19:CS:22:LEU:HD23	2.02	0.58
20:CT:96:GLY:O	20:CT:97:ALA:HB3	2.03	0.58
25:CZ:64:HIS:HB3	25:CZ:80:CYS:O	2.02	0.58
32:D6:26:ASN:O	32:D6:27:LYS:HB2	2.02	0.58
36:DA:796:C:H2'	36:DA:797:C:C6	2.38	0.58
36:DA:1028:A:N6	36:DA:1125:G:H2'	2.17	0.58
36:DA:1386:C:H2'	36:DA:1387:C:C6	2.39	0.58
36:DA:1603:A:C8	36:DA:1603:A:H5'	2.39	0.58
36:DA:1973:G:H2'	36:DA:1974:C:H6	1.68	0.58
41:DF:133:ASN:H	41:DF:133:ASN:ND2	2.00	0.58
43:DH:20:ALA:HB1	43:DH:21:PRO:CD	2.33	0.58
44:DI:3:VAL:HG12	44:DI:36:ALA:HB1	1.85	0.58
49:DQ:58:PHE:O	49:DQ:58:PHE:CD1	2.56	0.58
58:DZ:29:TYR:O	58:DZ:89:PHE:HA	2.03	0.58
58:DZ:54:HIS:HE1	58:DZ:123:ASP:OD1	1.87	0.58
1:AA:590:C:H2'	1:AA:591:U:H6	1.68	0.58
1:AA:956:U:O2'	1:AA:957:U:H5'	2.03	0.58

Continued on next page...

Continued from previous page...

Atom-1	Atom-2	Interatomic distance (Å)	Clash overlap (Å)
1:AA:1292:U:H2'	1:AA:1293:G:C8	2.38	0.58
4:AD:61:LYS:HZ1	4:AD:62:GLN:NE2	2.01	0.58
12:AL:47:LYS:CB	12:AL:48:PRO:CD	2.82	0.58
15:AO:37:ASN:N	15:AO:37:ASN:ND2	2.51	0.58
23:AW:51:C:H2'	23:AW:52:G:C8	2.39	0.58
28:B2:2:LYS:CB	36:BA:97:C:H5''	2.33	0.58
32:B6:18:ARG:HA	32:B6:18:ARG:HE	1.67	0.58
34:B8:15:LYS:HB2	48:BP:65:ARG:NH1	2.17	0.58
36:BA:869:G:O2'	36:BA:870:A:H5'	2.03	0.58
36:BA:1485:G:H1'	36:BA:1505:C:N4	2.18	0.58
36:BA:2469:A:H2	36:BA:2481:G:H21	1.51	0.58
36:BA:2491:U:H4'	36:BA:2570:G:OP1	2.03	0.58
42:BG:63:ILE:HA	42:BG:143:GLU:HG3	1.85	0.58
57:BY:81:LYS:CD	57:BY:97:ARG:O	2.49	0.58
1:CA:1026:G:H2'	1:CA:1027:C:H5'	1.85	0.58
2:CB:212:GLN:HG3	2:CB:235:SER:HB2	1.85	0.58
5:CE:72:GLN:O	5:CE:73:ASN:HB2	2.03	0.58
7:CG:47:CYS:HB3	7:CG:58:PRO:HB2	1.86	0.58
8:CH:51:VAL:HG11	8:CH:60:ARG:CD	2.33	0.58
14:CN:51:GLY:C	14:CN:53:LEU:H	2.07	0.58
20:CT:36:LEU:HD12	20:CT:55:ILE:HG23	1.85	0.58
25:CY:1:MET:HA	25:CY:74:SER:N	2.17	0.58
26:D0:17:GLN:HG3	26:D0:18:ALA:H	1.67	0.58
36:DA:1547:C:O2'	36:DA:1548:C:H5'	2.03	0.58
36:DA:1639:U:H2'	36:DA:1640:C:H5''	1.83	0.58
36:DA:2801(A):A:H4'	36:DA:2802:G:H2'	1.85	0.58
36:DA:2876:G:H4'	52:DT:3:ARG:HD3	1.86	0.58
39:DD:211:ARG:O	39:DD:215:LEU:HG	2.02	0.58
48:DP:18:ARG:NH1	48:DP:18:ARG:O	2.37	0.58
53:DU:90:VAL:HG22	54:DV:39:LEU:HG	1.85	0.58
53:DU:112:ARG:CZ	54:DV:46:VAL:HG11	2.32	0.58
58:DZ:6:LYS:HD3	58:DZ:60:GLU:CB	2.34	0.58
1:AA:591:U:H2'	1:AA:592:G:H8	1.69	0.58
1:AA:836:G:OP1	18:AR:61:LYS:HE2	2.04	0.58
1:AA:1258:G:H2'	1:AA:1259:C:H6	1.68	0.58
1:AA:1308:U:H2'	1:AA:1309:G:H5''	1.85	0.58
1:AA:1333:A:H2'	1:AA:1334:G:O4'	2.03	0.58
1:AA:1505:G:H2'	24:AX:15:A:OP2	2.03	0.58
2:AB:172:ILE:H	2:AB:172:ILE:CD1	2.02	0.58
18:AR:58:LEU:HB3	18:AR:62:GLU:CB	2.33	0.58
32:B6:7:ILE:HG23	32:B6:27:LYS:HE3	1.84	0.58

Continued on next page...

Continued from previous page...

Atom-1	Atom-2	Interatomic distance (Å)	Clash overlap (Å)
32:B6:41:PRO:HG2	32:B6:43:CYS:O	2.03	0.58
36:BA:445:C:O2'	36:BA:446:G:H5'	2.04	0.58
36:BA:874:G:O2'	58:BZ:170:THR:HG21	2.03	0.58
36:BA:1317:A:H2'	36:BA:1318:C:C6	2.39	0.58
36:BA:1603:A:H5'	36:BA:1603:A:C8	2.39	0.58
36:BA:2306:C:C5	36:BA:2307:G:H1'	2.39	0.58
36:BA:2383:G:O2'	36:BA:2384:G:H5'	2.04	0.58
36:BA:2401:U:C2'	36:BA:2402:C:H5''	2.33	0.58
36:BA:2401:U:O2'	36:BA:2402:C:H5''	2.03	0.58
37:BB:117:G:H2'	37:BB:118:G:O4'	2.03	0.58
38:BC:51:ASP:HB3	38:BC:57:GLN:OE1	2.03	0.58
39:BD:35:LYS:N	39:BD:36:PRO:CD	2.64	0.58
43:BH:43:VAL:HG11	43:BH:52:VAL:HG22	1.86	0.58
48:BP:6:LEU:O	48:BP:10:PRO:HD3	2.03	0.58
48:BP:35:HIS:O	48:BP:36:LYS:HB2	2.04	0.58
1:CA:1498:U:C4	59:CX:17:U:H5'	2.39	0.58
5:CE:10:MET:HE2	5:CE:13:ILE:HD11	1.83	0.58
5:CE:145:LYS:O	5:CE:149:GLU:HG2	2.03	0.58
18:CR:53:ARG:C	18:CR:55:ARG:H	2.06	0.58
27:D1:93:GLU:O	27:D1:94:LEU:C	2.41	0.58
34:D8:15:LYS:HB2	48:DP:65:ARG:NH1	2.19	0.58
36:DA:661:C:H2'	36:DA:662:G:C8	2.39	0.58
36:DA:1290:C:H2'	36:DA:1291:C:C6	2.38	0.58
36:DA:1386:C:H2'	36:DA:1387:C:H6	1.69	0.58
38:DC:25:GLU:O	38:DC:29:LEU:HD12	2.04	0.58
43:DH:55:PRO:HG2	43:DH:61:HIS:CE1	2.38	0.58
43:DH:157:TYR:O	43:DH:158:HIS:HB2	2.02	0.58
46:DN:62:VAL:HG23	46:DN:66:LYS:HB2	1.85	0.58
48:DP:16:ARG:CZ	48:DP:18:ARG:HG3	2.33	0.58
51:DS:34:HIS:HD1	51:DS:36:TYR:HE1	1.52	0.58
53:DU:91:ASP:O	53:DU:95:LEU:HB2	2.03	0.58
57:DY:2:ARG:O	57:DY:4:LYS:N	2.35	0.58
1:AA:644:G:H5'	8:AH:92:ARG:NH2	2.18	0.58
2:AB:112:VAL:O	2:AB:116:GLU:HG2	2.03	0.58
3:AC:71:ALA:HA	3:AC:106:VAL:N	2.16	0.58
3:AC:175:LEU:HD21	3:AC:201:TYR:CE2	2.39	0.58
4:AD:26:CYS:HG	61:AD:301:ZN:ZN	1.12	0.58
7:AG:54:THR:OG1	7:AG:56:GLN:HG2	2.03	0.58
10:AJ:81:THR:C	10:AJ:83:GLU:H	2.07	0.58
18:AR:36:ASN:HB3	18:AR:39:VAL:HB	1.85	0.58
18:AR:53:ARG:C	18:AR:55:ARG:H	2.07	0.58

Continued on next page...

Continued from previous page...

Atom-1	Atom-2	Interatomic distance (Å)	Clash overlap (Å)
32:B6:15:GLU:HG2	32:B6:16:CYS:O	2.04	0.58
32:B6:26:ASN:OD1	32:B6:27:LYS:N	2.35	0.58
36:BA:585:G:H2'	36:BA:1251:C:H42	1.69	0.58
36:BA:996:A:H4'	53:BU:92:ARG:HE	1.69	0.58
36:BA:1265:A:OP1	36:BA:1265:A:H8	1.86	0.58
36:BA:1453:U:OP1	50:BR:77:ARG:HD3	2.04	0.58
38:BC:40:GLU:HB2	38:BC:179:ALA:HB2	1.85	0.58
44:BI:7:GLU:O	44:BI:9:LEU:HD12	2.03	0.58
46:BN:10:GLU:CG	46:BN:11:PRO:HD2	2.33	0.58
48:BP:13:ASN:C	48:BP:13:ASN:HD22	2.06	0.58
48:BP:135:LEU:HD11	48:BP:144:GLU:HG3	1.84	0.58
51:BS:69:VAL:O	51:BS:72:ALA:HB3	2.04	0.58
54:BV:5:VAL:HG21	54:BV:35:LEU:HG	1.84	0.58
58:BZ:58:VAL:CG1	58:BZ:66:SER:HB3	2.32	0.58
1:CA:300:A:H1'	1:CA:565:U:O2	2.03	0.58
1:CA:490:G:H2'	1:CA:491:G:H8	1.68	0.58
1:CA:667:G:H4'	15:CO:51:HIS:CE1	2.39	0.58
1:CA:688:G:H2'	1:CA:689:C:H6	1.68	0.58
1:CA:1064:G:H21	1:CA:1190:G:H2'	1.69	0.58
1:CA:1358:U:OP1	14:CN:35:ARG:HG2	2.04	0.58
1:CA:1388:C:H2'	1:CA:1389:C:H6	1.67	0.58
3:CC:175:LEU:HD21	3:CC:201:TYR:CE2	2.39	0.58
4:CD:96:LEU:HG	4:CD:139:ARG:NH2	2.17	0.58
5:CE:147:ASP:HA	5:CE:150:ARG:NH1	2.18	0.58
8:CH:11:THR:HG23	8:CH:14:ARG:NH1	2.12	0.58
9:CI:63:ILE:HD11	9:CI:81:ILE:CD1	2.33	0.58
23:CV:19:G:H1	23:CV:56:C:H42	1.50	0.58
36:DA:639:U:H2'	36:DA:640:C:C6	2.38	0.58
36:DA:1573:G:H2'	36:DA:1574:C:H5'	1.84	0.58
36:DA:2787:C:O2	40:DE:61:ARG:HD3	2.04	0.58
37:DB:40:U:H3'	37:DB:41:U:C5'	2.34	0.58
41:DF:8:GLN:HG2	41:DF:126:VAL:CG1	2.34	0.58
42:DG:54:GLU:O	42:DG:58:GLN:HG3	2.03	0.58
42:DG:141:PHE:O	42:DG:144:ILE:N	2.37	0.58
44:DI:130:TYR:HB3	44:DI:136:VAL:H	1.68	0.58
51:DS:101:LEU:HD22	51:DS:102:ALA:O	2.04	0.58
53:DU:9:VAL:O	53:DU:13:LYS:HG2	2.03	0.58
1:AA:256:U:H2'	1:AA:257:G:C8	2.37	0.58
1:AA:731:G:OP1	1:AA:766:A:H1'	2.04	0.58
2:AB:75:LYS:O	2:AB:78:GLN:HG3	2.04	0.58
2:AB:95:GLN:C	2:AB:96:ARG:HD2	2.24	0.58

Continued on next page...

Continued from previous page...

Atom-1	Atom-2	Interatomic distance (Å)	Clash overlap (Å)
2:AB:204:ASN:HD22	2:AB:204:ASN:C	2.07	0.58
8:AH:91:ARG:NH1	17:AQ:33:GLY:HA3	2.19	0.58
10:AJ:32:ALA:HB2	10:AJ:76:ASN:HB3	1.86	0.58
12:AL:83:VAL:HG12	12:AL:84:LEU:N	2.17	0.58
22:AV:51:C:H6	22:AV:51:C:O5'	1.87	0.58
25:AZ:112:ASP:OD1	25:AZ:113:TYR:N	2.37	0.58
36:BA:1547:C:O2'	36:BA:1548:C:H5'	2.04	0.58
36:BA:2019:A:O3'	53:BU:27:LEU:HD12	2.04	0.58
48:BP:101:VAL:HG13	48:BP:106:LEU:HD23	1.85	0.58
51:BS:74:ALA:HB1	51:BS:103:GLU:CB	2.32	0.58
52:BT:130:ALA:O	52:BT:132:LYS:N	2.37	0.58
53:BU:13:LYS:HE2	53:BU:13:LYS:CA	2.33	0.58
53:BU:112:ARG:CZ	54:BV:46:VAL:HG11	2.33	0.58
54:BV:47:VAL:O	54:BV:49:THR:O	2.21	0.58
56:BX:12:VAL:HG23	56:BX:17:ALA:HB1	1.85	0.58
1:CA:254:G:OP1	17:CQ:67:LYS:O	2.20	0.58
1:CA:294:U:H2'	1:CA:295:C:H6	1.69	0.58
1:CA:1103:C:H5''	2:CB:98:LEU:HD13	1.85	0.58
1:CA:1307:U:H2'	1:CA:1308:U:C6	2.39	0.58
1:CA:1463:C:H2'	1:CA:1464:G:H8	1.67	0.58
2:CB:164:VAL:CG2	2:CB:186:ALA:HB2	2.33	0.58
4:CD:106:TYR:CE2	4:CD:113:SER:HA	2.38	0.58
4:CD:170:VAL:HG12	4:CD:171:GLY:H	1.68	0.58
6:CF:15:ASP:OD1	6:CF:18:GLN:N	2.37	0.58
10:CJ:32:ALA:N	10:CJ:78:ASN:HD21	2.01	0.58
11:CK:19:ALA:HB3	11:CK:82:VAL:HG22	1.84	0.58
15:CO:82:ILE:C	15:CO:82:ILE:HD13	2.23	0.58
21:CU:12:LYS:HB3	21:CU:17:THR:O	2.03	0.58
29:D3:1:MET:C	29:D3:3:ARG:H	2.07	0.58
31:D5:25:LEU:HD12	55:DW:19:LEU:HB3	1.85	0.58
32:D6:11:LEU:HG	32:D6:51:GLU:HG3	1.84	0.58
32:D6:18:ARG:HA	32:D6:18:ARG:HE	1.68	0.58
35:D9:19:ARG:NH2	35:D9:26:ILE:HD11	2.17	0.58
36:DA:141:A:H8	36:DA:1408:C:O2'	1.76	0.58
36:DA:302:C:H2'	36:DA:303:U:H6	1.68	0.58
36:DA:843:G:C2'	36:DA:844:C:H5'	2.34	0.58
36:DA:1180:C:H2'	36:DA:1181:C:H5'	1.84	0.58
36:DA:1600:C:O2'	36:DA:1601:G:H5'	2.03	0.58
36:DA:1652:A:O2'	36:DA:1653:G:H5'	2.03	0.58
36:DA:2469:A:H2	36:DA:2481:G:H21	1.50	0.58
40:DE:79:ARG:HD2	40:DE:79:ARG:N	2.19	0.58

Continued on next page...

Continued from previous page...

Atom-1	Atom-2	Interatomic distance (Å)	Clash overlap (Å)
42:DG:20:ILE:HG23	42:DG:25:TYR:O	2.04	0.58
49:DQ:65:PHE:HB2	49:DQ:105:GLU:HB2	1.86	0.58
53:DU:66:ASN:HD21	53:DU:70:ARG:NE	2.00	0.58
55:DW:1:MET:CE	55:DW:2:GLU:H	2.16	0.58
58:DZ:75:ASN:ND2	58:DZ:85:HIS:H	2.01	0.58
2:AB:33:TYR:HD2	2:AB:41:ILE:HG21	1.69	0.58
4:AD:173:TRP:O	4:AD:174:LEU:HD23	2.04	0.58
9:AI:9:ARG:HG2	9:AI:14:VAL:HG22	1.86	0.58
12:AL:75:HIS:CD2	12:AL:77:LEU:HB2	2.39	0.58
14:AN:15:LYS:HB3	14:AN:16:PHE:CD1	2.38	0.58
20:AT:73:HIS:O	20:AT:76:ALA:HB3	2.04	0.58
36:BA:83:G:H22	36:BA:102:G:H2'	1.64	0.58
36:BA:574:C:N3	40:BE:145:LYS:HE2	2.18	0.58
36:BA:1485:G:H2'	36:BA:1486:A:H8	1.68	0.58
37:BB:21:G:N3	37:BB:21:G:H5'	2.18	0.58
46:BN:126:PRO:O	46:BN:127:ASP:HB2	2.03	0.58
48:BP:16:ARG:HB2	48:BP:16:ARG:CZ	2.33	0.58
50:BR:100:LEU:HD22	50:BR:100:LEU:H	1.69	0.58
52:BT:27:THR:OG1	52:BT:28:VAL:N	2.37	0.58
54:BV:39:LEU:O	54:BV:40:LEU:HB2	2.03	0.58
1:CA:80:G:OP1	1:CA:80:G:H4'	2.04	0.58
3:CC:121:ALA:HB2	3:CC:187:ALA:HB1	1.85	0.58
4:CD:129:ASN:HD22	4:CD:129:ASN:H	1.50	0.58
5:CE:107:ARG:C	5:CE:109:ILE:N	2.56	0.58
6:CF:10:LEU:HD12	6:CF:10:LEU:N	2.18	0.58
8:CH:35:ILE:O	8:CH:39:LEU:HD23	2.03	0.58
8:CH:123:GLU:O	8:CH:127:LEU:HD23	2.03	0.58
11:CK:126:ARG:C	11:CK:128:ALA:N	2.57	0.58
12:CL:54:LYS:O	12:CL:70:ILE:HG13	2.04	0.58
25:CZ:1:MET:HA	25:CZ:73:ASP:OD1	2.04	0.58
31:D5:3:LYS:HZ1	31:D5:5:PRO:HB2	1.68	0.58
36:DA:346:A:H2'	36:DA:347:A:H5'	1.85	0.58
36:DA:654(S):G:H3'	36:DA:654(T):C:H4'	1.84	0.58
36:DA:1523:U:O2'	36:DA:1524:G:H5'	2.04	0.58
36:DA:1542:A:C8	36:DA:1542:A:C3'	2.87	0.58
36:DA:1722:A:C2	36:DA:1740:G:H8	2.22	0.58
36:DA:2122:U:H2'	36:DA:2123:G:C8	2.38	0.58
36:DA:2401:U:C2'	36:DA:2402:C:H5''	2.33	0.58
36:DA:2611:U:H5'	36:DA:2611:U:H6	1.68	0.58
36:DA:2698:U:H2'	36:DA:2699:C:C6	2.38	0.58
36:DA:2790:A:H2'	36:DA:2790:A:N3	2.17	0.58

Continued on next page...

Continued from previous page...

Atom-1	Atom-2	Interatomic distance (Å)	Clash overlap (Å)
39:DD:25:THR:HG22	39:DD:26:LYS:HD3	1.85	0.58
39:DD:161:THR:O	39:DD:162:SER:HB3	2.03	0.58
40:DE:14:ILE:HG12	40:DE:21:VAL:HG23	1.84	0.58
40:DE:50:GLY:HA3	40:DE:74:PRO:HG2	1.86	0.58
40:DE:87:GLU:OE1	40:DE:88:GLY:N	2.36	0.58
49:DQ:43:THR:HB	49:DQ:45:GLN:NE2	2.17	0.58
58:DZ:24:LEU:CD1	58:DZ:41:LEU:HG	2.32	0.58
1:AA:981:U:OP1	14:AN:6:LEU:HD21	2.03	0.58
3:AC:167:TRP:O	3:AC:168:ALA:HB3	2.04	0.58
4:AD:96:LEU:HG	4:AD:139:ARG:NH2	2.19	0.58
6:AF:68:PRO:HG3	6:AF:71:ARG:HH21	1.68	0.58
12:AL:119:LYS:O	12:AL:120:TYR:HB2	2.04	0.58
22:AV:20:U:C2'	22:AV:21:A:H5''	2.19	0.58
23:AW:20:U:C5	23:AW:59:A:N6	2.72	0.58
25:AZ:147:PRO:HB3	25:AZ:156:TRP:CE2	2.39	0.58
25:AZ:168:TYR:HB2	25:AZ:175:LEU:HD11	1.85	0.58
31:B5:53:ALA:HB3	31:B5:55:ARG:NH2	2.19	0.58
36:BA:192:C:H2'	36:BA:193:U:H5'	1.86	0.58
36:BA:1771:C:HO2'	36:BA:1786:A:H8	1.52	0.58
36:BA:2732:G:C2'	36:BA:2733:A:H5'	2.34	0.58
39:BD:131:LEU:HD12	39:BD:131:LEU:N	2.19	0.58
40:BE:197:ILE:O	40:BE:197:ILE:HG13	2.04	0.58
48:BP:100:LEU:N	48:BP:100:LEU:HD22	2.19	0.58
50:BR:12:ARG:HG3	50:BR:12:ARG:NH1	2.17	0.58
1:CA:192:U:O2'	1:CA:193:C:H5'	2.04	0.58
1:CA:336:C:H2'	1:CA:337:C:C6	2.37	0.58
1:CA:376:G:O2'	1:CA:377:G:H5'	2.04	0.58
6:CF:97:PHE:CD2	18:CR:31:LEU:HD21	2.39	0.58
7:CG:57:GLU:C	7:CG:59:LEU:H	2.06	0.58
14:CN:15:LYS:HB3	14:CN:16:PHE:CD1	2.39	0.58
15:CO:61:GLY:O	15:CO:64:ARG:HB3	2.03	0.58
18:CR:36:ASN:HB3	18:CR:39:VAL:HB	1.86	0.58
25:CY:14:LEU:CD1	25:CY:15:TYR:N	2.63	0.58
25:CZ:81:ARG:HG3	25:CZ:81:ARG:HH11	1.69	0.58
28:D2:24:LEU:O	28:D2:27:GLU:HG3	2.03	0.58
32:D6:53:LYS:HE2	36:DA:2398:U:O2'	2.04	0.58
35:D9:30:PRO:HB2	36:DA:2527:C:H4'	1.85	0.58
36:DA:587:C:O2'	36:DA:588:U:OP2	2.21	0.58
36:DA:674:G:O2'	41:DF:74:ARG:HD3	2.03	0.58
36:DA:2306:C:C5	36:DA:2307:G:H1'	2.38	0.58
36:DA:2713:A:H3'	36:DA:2714:G:C5'	2.33	0.58

Continued on next page...

Continued from previous page...

Atom-1	Atom-2	Interatomic distance (Å)	Clash overlap (Å)
41:DF:148:LEU:CD2	41:DF:191:ARG:HH11	2.16	0.58
42:DG:41:GLN:CG	42:DG:90:LEU:HD23	2.33	0.58
42:DG:53:LEU:H	42:DG:53:LEU:CD2	2.16	0.58
48:DP:58:THR:O	48:DP:58:THR:CG2	2.48	0.58
51:DS:97:ARG:HH22	51:DS:98:VAL:HA	1.67	0.58
1:AA:723:U:H5''	1:AA:724:G:OP2	2.04	0.57
1:AA:1237:C:OP1	1:AA:1238:A:H1'	2.04	0.57
3:AC:134:ILE:CG2	3:AC:168:ALA:HB3	2.34	0.57
9:AI:14:VAL:O	9:AI:65:VAL:HG23	2.04	0.57
14:AN:4:LYS:O	14:AN:7:ILE:HG12	2.03	0.57
15:AO:25:THR:HG21	15:AO:70:LEU:HD12	1.86	0.57
24:AX:20:A2M:C1'	24:AX:21:A2M:P	2.92	0.57
25:AY:14:LEU:CD1	25:AY:15:TYR:N	2.66	0.57
25:AY:27:ILE:HG22	25:AY:28:ASN:N	2.17	0.57
25:AZ:145:PRO:CB	25:AZ:168:TYR:OH	2.52	0.57
25:AZ:157:SER:CB	25:AZ:167:VAL:HG22	2.33	0.57
32:B6:5:VAL:CG1	32:B6:7:ILE:HG22	2.34	0.57
36:BA:637:A:H4'	36:BA:638:G:O5'	2.04	0.57
36:BA:1666:G:O2'	36:BA:1667:G:H5'	2.04	0.57
36:BA:2584:U:H2'	36:BA:2585:U:H5'	1.84	0.57
36:BA:2846:G:H2'	36:BA:2847:U:C6	2.39	0.57
37:BB:53:A:H2'	37:BB:54:G:H5'	1.85	0.57
42:BG:74:LYS:N	42:BG:74:LYS:HD2	2.18	0.57
48:BP:47:ASP:HB3	48:BP:48:PRO:C	2.24	0.57
50:BR:113:LEU:HD23	50:BR:113:LEU:H	1.69	0.57
57:BY:10:GLY:C	57:BY:27:VAL:HG22	2.25	0.57
58:BZ:9:TYR:CD1	58:BZ:61:LEU:HD13	2.39	0.57
1:CA:277:C:H2'	1:CA:278:G:H8	1.69	0.57
1:CA:656:C:H4'	15:CO:62:GLN:NE2	2.19	0.57
2:CB:34:ALA:C	2:CB:41:ILE:HD13	2.25	0.57
2:CB:60:ASP:HB3	2:CB:64:ARG:HH21	1.69	0.57
4:CD:196:LEU:HD12	4:CD:196:LEU:N	2.13	0.57
9:CI:65:VAL:CG1	9:CI:77:ILE:HD11	2.34	0.57
13:CM:16:ASP:HA	13:CM:34:LEU:HD11	1.85	0.57
16:CP:43:LYS:HG3	16:CP:48:TRP:CE3	2.39	0.57
26:D0:16:SER:HB2	36:DA:2262:U:H5	1.69	0.57
26:D0:42:GLY:O	26:D0:57:PHE:HD2	1.87	0.57
33:D7:8:ASN:ND2	33:D7:10:ARG:N	2.51	0.57
36:DA:1011:G:H5''	53:DU:77:SER:OG	2.04	0.57
36:DA:1045:A:H5''	36:DA:1047:G:N3	2.19	0.57
36:DA:2302:G:O6	36:DA:2314:C:N3	2.37	0.57

Continued on next page...

Continued from previous page...

Atom-1	Atom-2	Interatomic distance (Å)	Clash overlap (Å)
36:DA:2662:A:H2'	36:DA:2663:G:O4'	2.04	0.57
37:DB:21:G:H5'	37:DB:21:G:N3	2.18	0.57
40:DE:87:GLU:CD	40:DE:89:ASP:H	2.07	0.57
41:DF:202:PHE:O	41:DF:206:ILE:HG12	2.03	0.57
42:DG:58:GLN:HE21	42:DG:59:GLU:HG3	1.69	0.57
42:DG:131:TYR:C	42:DG:132:ASN:HD22	2.07	0.57
44:DI:77:LEU:CD2	44:DI:79:ILE:HB	2.27	0.57
48:DP:105:LEU:O	48:DP:106:LEU:HB3	2.04	0.57
54:DV:38:LEU:HD23	54:DV:39:LEU:N	2.18	0.57
58:DZ:129:SER:HB2	58:DZ:131:ARG:HH22	1.68	0.57
1:AA:81:U:H2'	1:AA:82:U:C5	2.39	0.57
1:AA:878:G:C5'	8:AH:89:PRO:HG2	2.35	0.57
1:AA:1258:G:H2'	1:AA:1259:C:C6	2.39	0.57
2:AB:46:LYS:O	2:AB:50:GLU:HG2	2.04	0.57
3:AC:6:HIS:CD2	3:AC:7:PRO:HD2	2.34	0.57
7:AG:47:CYS:HB3	7:AG:58:PRO:HB2	1.85	0.57
10:AJ:38:ILE:CG2	10:AJ:71:LEU:HB3	2.33	0.57
12:AL:36:VAL:HG22	12:AL:82:VAL:HG22	1.84	0.57
12:AL:83:VAL:CG1	12:AL:100:ILE:HG23	2.34	0.57
13:AM:79:LYS:HB3	13:AM:79:LYS:NZ	2.14	0.57
18:AR:79:LEU:CD2	18:AR:80:PRO:HD2	2.34	0.57
25:AY:73:ASP:O	25:AY:74:SER:CB	2.51	0.57
25:AZ:160:ILE:CG1	25:AZ:161:THR:N	2.53	0.57
28:B2:33:MET:O	28:B2:37:PHE:HD1	1.87	0.57
31:B5:43:HIS:CD2	36:BA:2815:C:O2'	2.58	0.57
36:BA:13:A:H61	36:BA:525:U:H3'	1.68	0.57
36:BA:144:C:H2'	36:BA:145:G:H8	1.70	0.57
36:BA:389:G:N1	48:BP:70:GLN:HG3	2.19	0.57
36:BA:1705:G:O2'	36:BA:1706:U:H5'	2.04	0.57
36:BA:1887:C:H3'	36:BA:1888:G:H5''	1.86	0.57
36:BA:2208:A:H1'	36:BA:2219:G:C5	2.38	0.57
36:BA:2515:C:O2'	36:BA:2516:G:H5'	2.04	0.57
36:BA:2563:U:H4'	47:BO:28:SER:HA	1.84	0.57
36:BA:2787:C:H1'	40:BE:61:ARG:HD3	1.85	0.57
40:BE:79:ARG:HD2	40:BE:79:ARG:N	2.20	0.57
40:BE:87:GLU:OE1	40:BE:88:GLY:N	2.37	0.57
42:BG:61:ALA:HA	42:BG:64:THR:CG2	2.34	0.57
48:BP:16:ARG:CZ	48:BP:18:ARG:HG3	2.34	0.57
50:BR:103:ARG:HG2	50:BR:103:ARG:NH1	2.19	0.57
51:BS:17:ARG:HA	51:BS:20:ARG:NH1	2.18	0.57
56:BX:35:THR:HB	56:BX:38:GLU:H	1.68	0.57

Continued on next page...

Continued from previous page...

Atom-1	Atom-2	Interatomic distance (Å)	Clash overlap (Å)
57:BY:27:VAL:HA	57:BY:28:LYS:HE3	1.85	0.57
1:CA:189(E):U:O2'	1:CA:189(F):U:H5'	2.03	0.57
1:CA:1070:U:H2'	1:CA:1071:C:H6	1.69	0.57
2:CB:60:ASP:HB3	2:CB:64:ARG:NH2	2.19	0.57
2:CB:84:GLU:HB3	2:CB:219:VAL:CG2	2.33	0.57
3:CC:112:SER:HA	3:CC:183:ASP:OD2	2.04	0.57
3:CC:167:TRP:O	3:CC:168:ALA:HB3	2.04	0.57
4:CD:19:LEU:HD23	4:CD:21:LEU:HD11	1.84	0.57
8:CH:30:ARG:HB3	8:CH:30:ARG:HH11	1.69	0.57
8:CH:38:ILE:HD11	8:CH:118:VAL:O	2.05	0.57
9:CI:111:ARG:CG	9:CI:112:LYS:H	2.09	0.57
11:CK:107:SER:C	11:CK:108:ILE:HD12	2.24	0.57
12:CL:117:ARG:HB3	12:CL:122:THR:HB	1.85	0.57
25:CZ:59:ARG:HG2	25:CZ:59:ARG:O	2.03	0.57
27:D1:5:CYS:SG	27:D1:62:VAL:HG23	2.43	0.57
36:DA:1362:C:O2'	36:DA:1363:C:H5'	2.04	0.57
36:DA:1448:G:H5'	36:DA:1449:A:OP1	2.04	0.57
36:DA:1602:U:H3'	36:DA:1603:A:H5''	1.86	0.57
36:DA:2537:U:H2'	36:DA:2538:C:C6	2.38	0.57
44:DI:132:PRO:HG2	44:DI:133:HIS:ND1	2.18	0.57
48:DP:51:PHE:HB3	48:DP:52:GLU:HG2	1.86	0.57
48:DP:122:PRO:HG3	48:DP:141:ALA:CB	2.34	0.57
54:DV:5:VAL:HG21	54:DV:35:LEU:HG	1.84	0.57
54:DV:34:GLU:HG3	54:DV:58:VAL:HG22	1.85	0.57
57:DY:42:VAL:HG21	57:DY:67:LEU:HD13	1.86	0.57
57:DY:84:ARG:HH21	57:DY:97:ARG:CZ	2.17	0.57
1:AA:33:A:H2'	1:AA:34:C:C6	2.39	0.57
1:AA:1285:A:H1'	1:AA:1286:A:OP2	2.05	0.57
1:AA:1349:A:H5''	9:AI:121:ARG:HB2	1.86	0.57
8:AH:30:ARG:HH11	8:AH:30:ARG:CB	2.16	0.57
8:AH:97:VAL:O	8:AH:100:ILE:HG13	2.04	0.57
10:AJ:40:LEU:HB2	10:AJ:69:ASN:HB2	1.85	0.57
12:AL:47:LYS:CB	12:AL:48:PRO:HD3	2.35	0.57
20:AT:89:ARG:HH11	20:AT:104:LEU:HD21	1.67	0.57
22:AV:50:U:H2'	22:AV:51:C:C6	2.38	0.57
36:BA:556:G:H2'	36:BA:557:U:C6	2.39	0.57
36:BA:1045:A:H5''	36:BA:1047:G:N3	2.20	0.57
36:BA:1241:A:O2'	36:BA:1242:A:H5'	2.03	0.57
36:BA:1286:A:O2'	36:BA:1288:U:OP2	2.23	0.57
36:BA:1602:U:H3'	36:BA:1603:A:C5'	2.34	0.57
39:BD:39:LYS:HB2	39:BD:62:TYR:HB2	1.87	0.57

Continued on next page...

Continued from previous page...

Atom-1	Atom-2	Interatomic distance (Å)	Clash overlap (Å)
42:BG:72:ARG:CG	42:BG:87:PRO:HD2	2.34	0.57
43:BH:18:GLU:O	43:BH:24:VAL:HA	2.04	0.57
44:BI:94:ALA:HA	44:BI:98:ALA:HB3	1.86	0.57
55:BW:5:ALA:HB3	55:BW:105:VAL:H	1.69	0.57
1:CA:224:C:H2'	1:CA:225:C:C6	2.39	0.57
1:CA:382:A:H2'	1:CA:383:A:C8	2.39	0.57
1:CA:735:C:O2'	1:CA:736:C:H5'	2.04	0.57
1:CA:859:A:H2'	1:CA:860:A:O4'	2.05	0.57
1:CA:939:G:H5''	7:CG:102:ARG:NH2	2.19	0.57
1:CA:993:G:H2'	1:CA:995:C:H41	1.69	0.57
1:CA:1109:C:H2'	1:CA:1110:A:O4'	2.03	0.57
14:CN:12:ARG:C	14:CN:14:PRO:HD2	2.25	0.57
19:CS:6:LYS:HG2	19:CS:7:LYS:HE3	1.86	0.57
20:CT:63:ILE:HG22	20:CT:77:ALA:HB1	1.86	0.57
59:CX:20:A2M:H1'	59:CX:21:A2M:C5'	2.34	0.57
59:CX:21:A2M:N1	25:CY:63:GLU:HG3	2.19	0.57
28:D2:43:GLN:O	28:D2:44:LEU:C	2.43	0.57
28:D2:47:ASN:O	28:D2:49:LYS:N	2.37	0.57
34:D8:16:ILE:O	34:D8:16:ILE:HG23	2.04	0.57
36:DA:860:U:C5	36:DA:917:A:N7	2.70	0.57
36:DA:1541:G:H1'	36:DA:1542:A:C6	2.40	0.57
36:DA:1809:A:H2'	36:DA:1810:A:C8	2.40	0.57
36:DA:1962:C:O2'	36:DA:1964:G:OP2	2.21	0.57
36:DA:2171:A:H4'	36:DA:2172:U:O5'	2.03	0.57
36:DA:2672:G:H2'	36:DA:2673:G:H5''	1.86	0.57
40:DE:84:PHE:CZ	40:DE:86:PRO:HB3	2.39	0.57
40:DE:104:VAL:HG11	40:DE:188:VAL:HG21	1.87	0.57
40:DE:201:THR:OG1	40:DE:202:LYS:N	2.36	0.57
42:DG:119:GLY:O	42:DG:120:LEU:HD23	2.03	0.57
45:DJ:95:UNK:C	45:DJ:97:UNK:N	2.65	0.57
56:DX:12:VAL:CG2	56:DX:17:ALA:HB1	2.34	0.57
57:DY:30:VAL:HG12	57:DY:31:LEU:N	2.20	0.57
2:AB:137:ARG:HG2	2:AB:137:ARG:NH1	2.18	0.57
8:AH:27:PRO:O	8:AH:32:LYS:HD3	2.05	0.57
12:AL:41:ARG:HD3	12:AL:42:THR:O	2.04	0.57
18:AR:66:LEU:O	18:AR:70:ILE:HG13	2.04	0.57
30:B4:18:CYS:SG	30:B4:38:LYS:HB3	2.45	0.57
34:B8:59:LYS:CE	48:BP:50:ARG:HB3	2.35	0.57
36:BA:146:G:H2'	36:BA:147:U:O4'	2.04	0.57
36:BA:1973:G:H2'	36:BA:1974:C:C6	2.38	0.57
36:BA:2188:C:C2'	36:BA:2189:U:O5'	2.52	0.57

Continued on next page...

Continued from previous page...

Atom-1	Atom-2	Interatomic distance (Å)	Clash overlap (Å)
36:BA:2302:G:O6	36:BA:2314:C:N3	2.38	0.57
39:BD:182:LEU:H	39:BD:272:ALA:HB2	1.69	0.57
39:BD:241:PRO:O	39:BD:242:ARG:HB2	2.05	0.57
40:BE:134:ILE:C	40:BE:134:ILE:HD12	2.25	0.57
42:BG:70:VAL:HG22	42:BG:90:LEU:CD1	2.34	0.57
48:BP:32:THR:O	48:BP:33:ARG:HB3	2.04	0.57
50:BR:7:GLY:O	50:BR:8:ARG:CB	2.51	0.57
50:BR:100:LEU:CD2	50:BR:111:LEU:HB2	2.34	0.57
53:BU:104:GLN:HB3	54:BV:44:LYS:HZ3	1.67	0.57
54:BV:39:LEU:HD12	54:BV:51:VAL:HA	1.86	0.57
54:BV:47:VAL:O	54:BV:47:VAL:HG23	2.04	0.57
58:BZ:112:ARG:O	58:BZ:113:ALA:CB	2.52	0.57
1:CA:1015:A:H2'	1:CA:1016:A:H8	1.66	0.57
1:CA:1081:G:H2'	1:CA:1082:G:H8	1.68	0.57
2:CB:112:VAL:O	2:CB:116:GLU:HG2	2.04	0.57
2:CB:223:ILE:HA	2:CB:226:ARG:HH12	1.70	0.57
3:CC:153:VAL:HG12	3:CC:154:SER:H	1.69	0.57
4:CD:116:GLN:NE2	4:CD:157:LEU:HD21	2.19	0.57
4:CD:126:ILE:HG22	4:CD:127:THR:N	2.19	0.57
8:CH:27:PRO:O	8:CH:32:LYS:HD3	2.04	0.57
8:CH:29:SER:CB	8:CH:32:LYS:HD2	2.34	0.57
14:CN:29:ARG:HG2	14:CN:40:CYS:HB2	1.86	0.57
15:CO:85:LEU:O	15:CO:85:LEU:HD23	2.03	0.57
20:CT:14:LYS:N	20:CT:17:ARG:HH21	2.03	0.57
25:CZ:69:ALA:O	25:CZ:76:LEU:HD13	2.05	0.57
31:D5:37:LYS:HG3	31:D5:38:ALA:N	2.19	0.57
32:D6:41:PRO:HG2	32:D6:43:CYS:O	2.04	0.57
36:DA:1170:G:H1	36:DA:1179:C:N4	2.02	0.57
36:DA:1265:A:OP1	36:DA:1265:A:H8	1.86	0.57
36:DA:1448:G:H1'	36:DA:1528:A:H62	1.69	0.57
36:DA:1688:U:O2	36:DA:1700:A:H8	1.87	0.57
36:DA:2839:G:H5'	50:DR:46:GLY:HA2	1.86	0.57
36:DA:2870:C:H2'	36:DA:2871:C:O4'	2.04	0.57
42:DG:37:VAL:HG23	42:DG:158:ALA:C	2.25	0.57
42:DG:71:THR:HB	42:DG:89:GLY:HA3	1.87	0.57
44:DI:115:ALA:O	44:DI:117:GLU:HG3	2.04	0.57
46:DN:126:PRO:O	46:DN:127:ASP:HB2	2.04	0.57
48:DP:143:GLY:O	48:DP:144:GLU:HB2	2.03	0.57
49:DQ:19:GLY:O	49:DQ:98:LYS:HD3	2.04	0.57
55:DW:29:LEU:O	55:DW:29:LEU:HD12	2.04	0.57
58:DZ:163:LEU:H	58:DZ:163:LEU:HD23	1.69	0.57

Continued on next page...

Continued from previous page...

Atom-1	Atom-2	Interatomic distance (Å)	Clash overlap (Å)
1:AA:203:U:H5'	1:AA:216:G:C2	2.40	0.57
1:AA:203:U:H5''	1:AA:204:U:OP1	2.03	0.57
1:AA:224:C:H2'	1:AA:225:C:C6	2.39	0.57
1:AA:1342:C:O2'	1:AA:1343:G:H5'	2.04	0.57
2:AB:219:VAL:O	2:AB:223:ILE:HG13	2.04	0.57
14:AN:12:ARG:C	14:AN:14:PRO:HD2	2.25	0.57
15:AO:56:LEU:O	15:AO:60:VAL:HG23	2.04	0.57
28:B2:63:VAL:CA	28:B2:66:GLU:HG2	2.30	0.57
31:B5:40:LYS:HZ3	31:B5:46:CYS:N	2.02	0.57
32:B6:27:LYS:HD2	32:B6:30:THR:CB	2.26	0.57
36:BA:1550:C:H2'	36:BA:1551:C:H6	1.70	0.57
36:BA:1847:A:H3'	36:BA:1848:A:C5'	2.34	0.57
36:BA:2523:G:O2'	36:BA:2524:G:H5''	2.05	0.57
41:BF:8:GLN:HB3	41:BF:126:VAL:HA	1.86	0.57
42:BG:105:LYS:HD3	42:BG:143:GLU:OE2	2.04	0.57
42:BG:133:LEU:CD1	42:BG:157:ILE:HD12	2.30	0.57
43:BH:44:VAL:O	43:BH:46:GLU:HG2	2.03	0.57
44:BI:77:LEU:CD2	44:BI:79:ILE:HB	2.27	0.57
48:BP:108:LYS:O	48:BP:110:TYR:N	2.37	0.57
58:BZ:104:PHE:O	58:BZ:105:VAL:CB	2.51	0.57
1:CA:413:G:H1'	1:CA:428:G:N2	2.18	0.57
4:CD:133:VAL:HG12	4:CD:135:LEU:H	1.69	0.57
9:CI:9:ARG:CG	9:CI:14:VAL:HG13	2.35	0.57
9:CI:79:LEU:HD21	9:CI:102:LEU:O	2.04	0.57
9:CI:105:ASP:HB3	9:CI:107:ARG:HG3	1.87	0.57
10:CJ:33:GLN:H	10:CJ:75:ILE:HD11	1.69	0.57
10:CJ:81:THR:C	10:CJ:83:GLU:H	2.08	0.57
17:CQ:45:HIS:CD2	17:CQ:47:PRO:HD3	2.39	0.57
31:D5:3:LYS:NZ	36:DA:2614:A:H5'	2.20	0.57
36:DA:588:U:H2'	36:DA:589:C:C6	2.39	0.57
36:DA:1141:U:H2'	46:DN:63:THR:CG2	2.34	0.57
39:DD:35:LYS:HG2	39:DD:63:ARG:HD2	1.86	0.57
39:DD:166:GLN:HA	39:DD:166:GLN:NE2	2.20	0.57
42:DG:37:VAL:HG23	42:DG:159:VAL:HG23	1.86	0.57
42:DG:71:THR:HG22	42:DG:72:ARG:N	2.20	0.57
48:DP:41:ARG:HH22	48:DP:45:LEU:HD12	1.69	0.57
48:DP:135:LEU:HD11	48:DP:144:GLU:HG3	1.85	0.57
50:DR:37:THR:CG2	50:DR:40:LYS:HE2	2.33	0.57
53:DU:95:LEU:HD12	54:DV:11:GLN:HE21	1.70	0.57
58:DZ:151:HIS:O	58:DZ:152:ALA:O	2.23	0.57
1:AA:78:G:H1	1:AA:91:C:H42	1.51	0.57

Continued on next page...

Continued from previous page...

Atom-1	Atom-2	Interatomic distance (Å)	Clash overlap (Å)
1:AA:189(E):U:O2'	1:AA:189(F):U:H5'	2.05	0.57
1:AA:254:G:OP1	17:AQ:67:LYS:O	2.23	0.57
1:AA:1275:A:H2'	1:AA:1276:G:H8	1.69	0.57
1:AA:1307:U:H2'	1:AA:1308:U:C6	2.39	0.57
2:AB:164:VAL:CG2	2:AB:186:ALA:HB2	2.34	0.57
2:AB:223:ILE:HA	2:AB:226:ARG:HH12	1.69	0.57
3:AC:43:LEU:O	3:AC:47:LEU:HB3	2.05	0.57
4:AD:59:ARG:HH21	4:AD:62:GLN:CB	2.16	0.57
5:AE:147:ASP:O	5:AE:151:LEU:HG	2.04	0.57
15:AO:61:GLY:O	15:AO:64:ARG:HB3	2.05	0.57
30:B4:1:MET:SD	42:BG:98:ARG:HD2	2.44	0.57
34:B8:45:GLY:O	34:B8:46:ARG:HG3	2.05	0.57
36:BA:654(A):G:O2'	36:BA:654(B):C:H5'	2.04	0.57
36:BA:1686:C:C2'	36:BA:1687:G:H5'	2.35	0.57
36:BA:2302:G:N2	42:BG:128:ARG:HB3	2.20	0.57
36:BA:2308:G:N7	36:BA:2310:A:H5'	2.18	0.57
39:BD:186:HIS:HB3	39:BD:189:CYS:SG	2.44	0.57
42:BG:67:LYS:HZ2	42:BG:67:LYS:H	1.46	0.57
44:BI:88:ILE:CG1	44:BI:142:VAL:HG13	2.33	0.57
51:BS:87:PHE:CZ	51:BS:88:ASP:O	2.58	0.57
1:CA:59:A:C5'	1:CA:60:A:H5''	2.35	0.57
1:CA:359:U:H2'	1:CA:360:A:C8	2.40	0.57
1:CA:939:G:H5''	7:CG:102:ARG:CZ	2.34	0.57
1:CA:972:C:O2'	10:CJ:55:LYS:HG2	2.04	0.57
13:CM:83:ASP:CG	13:CM:84:ILE:H	2.08	0.57
13:CM:112:GLY:O	13:CM:113:PRO:HG2	2.05	0.57
20:CT:89:ARG:HH11	20:CT:104:LEU:HD21	1.66	0.57
59:CX:18:G:H2'	59:CX:19:OMU:OP2	2.04	0.57
25:CZ:24:VAL:HA	25:CZ:27:ILE:HG13	1.85	0.57
36:DA:300:A:H2'	36:DA:334:C:H1'	1.86	0.57
36:DA:845:G:OP2	36:DA:845:G:H8	1.86	0.57
36:DA:1847:A:H3'	36:DA:1848:A:C5'	2.34	0.57
50:DR:7:GLY:O	50:DR:8:ARG:CB	2.52	0.57
56:DX:8:ILE:HD12	56:DX:8:ILE:N	2.20	0.57
57:DY:27:VAL:HG12	57:DY:29:GLU:H	1.69	0.57
1:AA:590:C:H2'	1:AA:591:U:C6	2.39	0.57
1:AA:939:G:H2'	1:AA:940:C:C6	2.39	0.57
1:AA:1189:C:H5''	3:AC:5:ILE:HG21	1.87	0.57
1:AA:1325:C:H4'	21:AU:17:THR:HG21	1.85	0.57
6:AF:100:ASN:HB2	18:AR:27:GLY:O	2.03	0.57
10:AJ:70:ARG:HH11	10:AJ:70:ARG:HG2	1.69	0.57

Continued on next page...

Continued from previous page...

Atom-1	Atom-2	Interatomic distance (Å)	Clash overlap (Å)
15:AO:11:VAL:O	15:AO:14:GLU:HB3	2.05	0.57
19:AS:62:ILE:CD1	19:AS:66:MET:HG3	2.35	0.57
25:AY:17:GLN:HA	25:AY:24:VAL:CG2	2.31	0.57
26:B0:42:GLY:O	26:B0:57:PHE:HD2	1.86	0.57
30:B4:2:LYS:HG2	37:BB:44:G:OP1	2.05	0.57
30:B4:9:LEU:HA	30:B4:26:SER:O	2.05	0.57
36:BA:142:A:H8	36:BA:1595:G:H21	1.52	0.57
36:BA:239:U:H2'	36:BA:240:G:O4'	2.05	0.57
36:BA:476:G:H4'	36:BA:502:A:N1	2.19	0.57
36:BA:557:U:H2'	36:BA:558:G:C8	2.40	0.57
36:BA:2257:U:O2'	36:BA:2258:C:H5'	2.03	0.57
42:BG:32:PRO:HB2	42:BG:172:LEU:CD1	2.34	0.57
43:BH:97:ARG:CG	43:BH:98:LEU:H	2.08	0.57
44:BI:112:LYS:HD2	44:BI:112:LYS:N	2.18	0.57
51:BS:96:GLY:O	51:BS:98:VAL:N	2.35	0.57
53:BU:83:LEU:H	53:BU:83:LEU:HD22	1.68	0.57
53:BU:95:LEU:HD12	54:BV:11:GLN:HE21	1.69	0.57
54:BV:34:GLU:HG3	54:BV:58:VAL:HG22	1.86	0.57
54:BV:89:GLN:OE1	54:BV:89:GLN:HA	2.05	0.57
57:BY:31:LEU:N	57:BY:31:LEU:HD22	2.20	0.57
1:CA:135:C:H2'	1:CA:136:C:H5'	1.86	0.57
1:CA:601:C:H2'	1:CA:602:A:H8	1.69	0.57
1:CA:878:G:C5'	8:CH:89:PRO:HG2	2.34	0.57
1:CA:1258:G:H2'	1:CA:1259:C:C6	2.39	0.57
1:CA:1298:C:C4	7:CG:114:ARG:HD2	2.40	0.57
2:CB:22:LYS:HE2	2:CB:22:LYS:CA	2.34	0.57
6:CF:28:ARG:HG3	6:CF:28:ARG:NH1	2.18	0.57
6:CF:78:GLU:OE1	6:CF:81:ILE:HD11	2.04	0.57
7:CG:54:THR:OG1	7:CG:56:GLN:HG2	2.04	0.57
12:CL:36:VAL:HG22	12:CL:82:VAL:HG22	1.87	0.57
12:CL:75:HIS:CD2	12:CL:77:LEU:HB2	2.38	0.57
13:CM:68:GLY:O	13:CM:69:GLU:HB2	2.03	0.57
36:DA:299:A:OP1	57:DY:84:ARG:NH2	2.37	0.57
36:DA:1221:C:H2'	36:DA:1221(A):C:H6	1.70	0.57
36:DA:1485:G:H1'	36:DA:1505:C:N4	2.20	0.57
36:DA:2208:A:H1'	36:DA:2219:G:C5	2.39	0.57
36:DA:2563:U:H4'	47:DO:28:SER:HA	1.85	0.57
37:DB:7:G:H4'	51:DS:29:PHE:CD2	2.40	0.57
38:DC:186:LEU:O	38:DC:190:ILE:HG12	2.05	0.57
43:DH:43:VAL:HG11	43:DH:52:VAL:HG22	1.86	0.57
44:DI:72:LEU:HD12	44:DI:72:LEU:O	2.05	0.57

Continued on next page...

Continued from previous page...

Atom-1	Atom-2	Interatomic distance (Å)	Clash overlap (Å)
50:DR:2:ARG:HD3	50:DR:5:LYS:HE2	1.86	0.57
51:DS:25:ARG:O	51:DS:39:ILE:HA	2.04	0.57
52:DT:30:VAL:HG21	52:DT:83:ILE:CG1	2.34	0.57
54:DV:39:LEU:HD12	54:DV:51:VAL:HA	1.86	0.57
57:DY:27:VAL:HA	57:DY:28:LYS:HE3	1.86	0.57
58:DZ:54:HIS:CG	58:DZ:101:PRO:HD3	2.39	0.57
1:AA:135:C:H2'	1:AA:136:C:H5'	1.85	0.57
1:AA:688:G:H2'	1:AA:689:C:H6	1.70	0.57
4:AD:174:LEU:HA	4:AD:186:LEU:HG	1.86	0.57
10:AJ:32:ALA:N	10:AJ:78:ASN:HD21	2.02	0.57
12:AL:26:ALA:C	12:AL:27:LEU:HD22	2.24	0.57
12:AL:27:LEU:HD23	12:AL:62:SER:OG	2.05	0.57
15:AO:83:GLU:C	15:AO:85:LEU:H	2.06	0.57
15:AO:85:LEU:O	15:AO:85:LEU:HD23	2.05	0.57
25:AY:59:ARG:HG3	25:AY:65:ARG:NH2	2.20	0.57
25:AY:78:ALA:O	25:AY:79:ALA:HB3	2.03	0.57
32:B6:24:GLU:CD	32:B6:25:LYS:N	2.56	0.57
32:B6:53:LYS:HE2	36:BA:2398:U:O2'	2.04	0.57
36:BA:1796:U:H2'	36:BA:1797:C:C6	2.40	0.57
36:BA:2122:U:H2'	36:BA:2123:G:C8	2.39	0.57
36:BA:2223:G:C2'	36:BA:2224:G:H5'	2.35	0.57
36:BA:2870:C:H2'	36:BA:2871:C:O4'	2.04	0.57
39:BD:21:PHE:O	39:BD:24:ILE:HD12	2.04	0.57
41:BF:132:VAL:HG22	41:BF:133:ASN:HD22	1.70	0.57
41:BF:168:ARG:C	41:BF:170:LEU:H	2.08	0.57
43:BH:89:ILE:C	43:BH:89:ILE:HD12	2.25	0.57
44:BI:67:ARG:HH11	44:BI:67:ARG:HG2	1.70	0.57
46:BN:35:ARG:O	46:BN:37:LYS:N	2.38	0.57
48:BP:140:ALA:O	48:BP:141:ALA:CB	2.51	0.57
1:CA:1276:G:C2'	1:CA:1277:C:H5'	2.35	0.57
1:CA:1296:C:H3'	1:CA:1297:C:H6	1.70	0.57
3:CC:63:ASN:H	3:CC:97:LYS:HD3	1.70	0.57
10:CJ:13:HIS:HB3	10:CJ:68:HIS:CE1	2.39	0.57
10:CJ:48:THR:HA	10:CJ:62:HIS:CB	2.23	0.57
10:CJ:92:THR:HG23	10:CJ:93:GLY:N	2.19	0.57
15:CO:70:LEU:O	15:CO:70:LEU:HD23	2.04	0.57
36:DA:1813:G:H1'	39:DD:50:THR:OG1	2.05	0.57
36:DA:1862:G:O2'	36:DA:1863:G:H5'	2.05	0.57
36:DA:2383:G:O2'	36:DA:2384:G:H5'	2.05	0.57
37:DB:114:C:O2'	51:DS:46:VAL:HG13	2.05	0.57
42:DG:22:ARG:HB3	42:DG:23:PHE:CD1	2.39	0.57

Continued on next page...

Continued from previous page...

Atom-1	Atom-2	Interatomic distance (Å)	Clash overlap (Å)
42:DG:40:ASN:ND2	42:DG:91:ARG:HG2	2.20	0.57
48:DP:13:ASN:C	48:DP:13:ASN:HD22	2.06	0.57
48:DP:40:SER:O	48:DP:41:ARG:CZ	2.53	0.57
48:DP:71:VAL:CG1	48:DP:72:PRO:HD3	2.35	0.57
52:DT:30:VAL:HG21	52:DT:83:ILE:HG12	1.85	0.57
52:DT:130:ALA:O	52:DT:132:LYS:N	2.37	0.57
1:AA:542:G:H2'	1:AA:543:C:H6	1.70	0.57
1:AA:1221:G:C4'	19:AS:77:THR:HG21	2.33	0.57
1:AA:1358:U:OP1	14:AN:35:ARG:HG2	2.03	0.57
1:AA:1452:C:H5'	1:AA:1456:G:C4	2.40	0.57
1:AA:1478:C:H2'	1:AA:1479:C:H6	1.70	0.57
3:AC:121:ALA:HB2	3:AC:187:ALA:HB1	1.87	0.57
9:AI:16:ARG:HH21	9:AI:64:THR:HG22	1.69	0.57
12:AL:28:LYS:C	12:AL:30:ALA:H	2.08	0.57
14:AN:35:ARG:HG3	14:AN:36:PHE:N	2.20	0.57
17:AQ:65:ILE:HD12	17:AQ:65:ILE:N	2.20	0.57
21:AU:6:ARG:NH1	21:AU:15:ARG:HH22	2.02	0.57
26:B0:60:PHE:CD1	26:B0:60:PHE:N	2.73	0.57
29:B3:1:MET:C	29:B3:3:ARG:H	2.07	0.57
34:B8:48:PHE:C	34:B8:49:VAL:HG13	2.25	0.57
34:B8:50:LEU:HA	34:B8:53:PRO:CD	2.35	0.57
36:BA:654(P):C:H2'	36:BA:654(Q):C:H5'	1.87	0.57
36:BA:755:C:H2'	36:BA:756:C:H6	1.70	0.57
36:BA:796:C:H2'	36:BA:797:C:C6	2.39	0.57
36:BA:979:G:H3'	36:BA:980:A:H5''	1.86	0.57
36:BA:2022:U:O2'	36:BA:2617:C:H5'	2.04	0.57
39:BD:181:GLU:HA	39:BD:272:ALA:HB3	1.86	0.57
47:BO:2:ILE:HD11	47:BO:82:ASN:ND2	2.18	0.57
51:BS:92:TYR:CG	51:BS:93:LYS:N	2.73	0.57
57:BY:31:LEU:CB	57:BY:32:PRO:HA	2.34	0.57
57:BY:55:TYR:O	57:BY:56:PRO:O	2.23	0.57
58:BZ:150:LEU:HD23	58:BZ:150:LEU:N	2.10	0.57
1:CA:956:U:O2'	1:CA:957:U:H5'	2.04	0.57
1:CA:1325:C:H4'	21:CU:17:THR:HG21	1.86	0.57
2:CB:219:VAL:O	2:CB:223:ILE:HG13	2.05	0.57
4:CD:9:CYS:SG	4:CD:22:LYS:CG	2.88	0.57
9:CI:47:LEU:HD12	9:CI:47:LEU:N	2.20	0.57
13:CM:9:ILE:HD12	13:CM:9:ILE:N	2.20	0.57
19:CS:15:LEU:O	19:CS:19:VAL:HG23	2.04	0.57
26:D0:18:ALA:HB3	26:D0:20:ARG:HH21	1.70	0.57
31:D5:51:TYR:CZ	31:D5:52:TYR:CD2	2.93	0.57

Continued on next page...

Continued from previous page...

Atom-1	Atom-2	Interatomic distance (Å)	Clash overlap (Å)
34:D8:45:GLY:O	34:D8:46:ARG:HG3	2.04	0.57
36:DA:1163:G:O2'	36:DA:1164:G:H5'	2.03	0.57
36:DA:1410:G:H2'	36:DA:1411:C:O4'	2.05	0.57
36:DA:2256:G:O2'	36:DA:2257:U:H5'	2.05	0.57
36:DA:2345:G:N3	36:DA:2381:C:H2'	2.20	0.57
36:DA:2777:G:H5''	36:DA:2778:A:C5'	2.35	0.57
40:DE:117:MET:HA	40:DE:122:PHE:H	1.70	0.57
46:DN:119:ARG:HH11	46:DN:119:ARG:CG	2.18	0.57
48:DP:47:ASP:HB3	48:DP:48:PRO:C	2.25	0.57
48:DP:50:ARG:CG	48:DP:51:PHE:N	2.68	0.57
51:DS:19:LYS:HG2	51:DS:19:LYS:O	2.05	0.57
57:DY:52:SER:HB2	57:DY:53:PRO:HD3	1.87	0.57
57:DY:55:TYR:O	57:DY:56:PRO:O	2.22	0.57
1:AA:78:G:H1	1:AA:91:C:N4	2.03	0.57
1:AA:376:G:O2'	1:AA:377:G:H5'	2.05	0.57
2:AB:22:LYS:HE2	2:AB:22:LYS:CA	2.35	0.57
2:AB:39:ILE:HG22	2:AB:40:HIS:H	1.69	0.57
3:AC:84:ILE:CD1	3:AC:88:ARG:HH21	2.17	0.57
3:AC:123:GLN:O	3:AC:128:PHE:HB2	2.05	0.57
6:AF:42:GLU:O	6:AF:42:GLU:HG2	2.05	0.57
9:AI:9:ARG:CG	9:AI:14:VAL:HG13	2.35	0.57
10:AJ:32:ALA:H	10:AJ:78:ASN:CG	2.07	0.57
11:AK:20:TYR:CE2	11:AK:83:ILE:HD12	2.40	0.57
13:AM:58:GLU:O	13:AM:62:ASN:HB2	2.04	0.57
14:AN:51:GLY:C	14:AN:53:LEU:H	2.08	0.57
20:AT:14:LYS:N	20:AT:17:ARG:HH21	2.03	0.57
20:AT:36:LEU:HD12	20:AT:55:ILE:HG23	1.87	0.57
25:AY:15:TYR:CZ	25:AY:19:THR:HG21	2.39	0.57
25:AZ:106:SER:H	25:AZ:109:SER:HB3	1.70	0.57
26:B0:49:LYS:N	26:B0:80:HIS:HD1	2.02	0.57
36:BA:1163:G:O2'	36:BA:1164:G:H5'	2.04	0.57
36:BA:1223:G:H5'	36:BA:1224:C:OP2	2.05	0.57
36:BA:1431:U:O2'	36:BA:1432:C:H5'	2.05	0.57
36:BA:1448:G:H1'	36:BA:1528:A:H62	1.68	0.57
36:BA:2098:U:H2'	36:BA:2099:U:O4'	2.04	0.57
36:BA:2291:U:H2'	36:BA:2292:C:C6	2.40	0.57
38:BC:48:LEU:HD11	38:BC:172:ILE:CG2	2.33	0.57
41:BF:114:VAL:HG21	41:BF:202:PHE:CZ	2.40	0.57
44:BI:27:ARG:HG3	44:BI:27:ARG:HH11	1.70	0.57
44:BI:88:ILE:HD11	44:BI:142:VAL:CG2	2.31	0.57
49:BQ:43:THR:HB	49:BQ:45:GLN:NE2	2.17	0.57

Continued on next page...

Continued from previous page...

Atom-1	Atom-2	Interatomic distance (Å)	Clash overlap (Å)
51:BS:30:ARG:NH2	51:BS:62:LYS:HD2	2.19	0.57
56:BX:8:ILE:N	56:BX:8:ILE:HD12	2.19	0.57
58:BZ:33:LEU:HD12	58:BZ:34:ASN:H	1.70	0.57
58:BZ:165:VAL:CG1	58:BZ:166:SER:N	2.60	0.57
1:CA:939:G:H2'	1:CA:940:C:C6	2.40	0.57
2:CB:46:LYS:O	2:CB:50:GLU:HG2	2.05	0.57
5:CE:36:ASP:OD1	5:CE:38:GLN:N	2.35	0.57
9:CI:77:ILE:HG22	9:CI:77:ILE:O	2.05	0.57
10:CJ:49:VAL:HG23	14:CN:41:ARG:HB2	1.84	0.57
14:CN:45:ARG:O	14:CN:49:HIS:HD2	1.87	0.57
15:CO:37:ASN:ND2	15:CO:37:ASN:H	2.03	0.57
15:CO:83:GLU:C	15:CO:85:LEU:H	2.08	0.57
20:CT:73:HIS:O	20:CT:76:ALA:HB3	2.05	0.57
25:CY:59:ARG:HD2	25:CY:65:ARG:CZ	2.35	0.57
29:D3:43:ILE:O	29:D3:47:VAL:HG23	2.05	0.57
36:DA:445:C:O2'	36:DA:446:G:H5'	2.04	0.57
36:DA:654(A):G:O2'	36:DA:654(B):C:H5'	2.05	0.57
36:DA:654(U):A:H2'	36:DA:654(V):A:C8	2.40	0.57
36:DA:904:C:O2'	36:DA:905:U:H5'	2.05	0.57
36:DA:2223:G:C2'	36:DA:2224:G:H5'	2.35	0.57
36:DA:2297:C:O2'	36:DA:2298:A:H5'	2.05	0.57
42:DG:43:LEU:HD23	42:DG:88:ILE:HG23	1.86	0.57
42:DG:98:ARG:C	42:DG:100:TRP:H	2.08	0.57
43:DH:18:GLU:O	43:DH:24:VAL:HA	2.05	0.57
44:DI:109:ILE:HG22	44:DI:110:ASP:N	2.20	0.57
46:DN:120:LEU:O	46:DN:120:LEU:HD23	2.05	0.57
47:DO:114:ILE:HD12	47:DO:114:ILE:N	2.20	0.57
52:DT:27:THR:OG1	52:DT:28:VAL:N	2.38	0.57
58:DZ:10:ARG:HD2	58:DZ:36:LYS:HD2	1.87	0.57
58:DZ:30:ASN:HA	58:DZ:89:PHE:HE1	1.69	0.57
3:AC:150:LYS:HA	3:AC:169:ALA:HB2	1.87	0.56
4:AD:150:GLU:CG	4:AD:151:LYS:N	2.68	0.56
11:AK:111:ASP:HA	18:AR:84:LYS:CG	2.31	0.56
13:AM:16:ASP:HB3	13:AM:41:PRO:HB3	1.87	0.56
25:AY:60:ILE:HG12	25:AY:61:THR:HG23	1.87	0.56
31:B5:3:LYS:NZ	36:BA:2614:A:H5'	2.19	0.56
34:B8:33:ASN:O	34:B8:34:TRP:CB	2.53	0.56
36:BA:118:A:H5'	36:BA:119:A:H8	1.69	0.56
36:BA:271(F):C:H2'	36:BA:271(G):C:H6	1.70	0.56
36:BA:581:C:OP1	53:BU:33:ARG:HG3	2.05	0.56
36:BA:661:C:O3'	48:BP:18:ARG:HD2	2.05	0.56

Continued on next page...

Continued from previous page...

Atom-1	Atom-2	Interatomic distance (Å)	Clash overlap (Å)
36:BA:706:A:H2'	36:BA:707:G:O4'	2.05	0.56
36:BA:852:G:O2'	36:BA:853:G:H5'	2.05	0.56
44:BI:64:GLU:CD	44:BI:67:ARG:HD2	2.24	0.56
44:BI:98:ALA:O	44:BI:109:ILE:HD13	2.04	0.56
48:BP:18:ARG:NH1	48:BP:18:ARG:O	2.37	0.56
48:BP:78:PRO:HA	48:BP:110:TYR:CE2	2.40	0.56
52:BT:53:ARG:O	52:BT:53:ARG:HG3	2.04	0.56
57:BY:28:LYS:CA	57:BY:38:ILE:HG22	2.34	0.56
1:CA:81:U:H2'	1:CA:82:U:C5	2.40	0.56
1:CA:203:U:H5''	1:CA:204:U:OP1	2.04	0.56
1:CA:256:U:H2'	1:CA:257:G:C8	2.39	0.56
1:CA:521:G:O2'	1:CA:522:C:H5'	2.04	0.56
1:CA:1203:C:H2'	1:CA:1204:A:C8	2.37	0.56
1:CA:1285:A:H1'	1:CA:1286:A:OP2	2.04	0.56
1:CA:1400:C:C5'	59:CX:18:G:O6	2.52	0.56
2:CB:97:TRP:HH2	2:CB:176:GLU:HG3	1.70	0.56
8:CH:103:VAL:HG12	8:CH:108:GLY:HA3	1.87	0.56
9:CI:3:GLN:HG2	9:CI:20:ARG:HG2	1.87	0.56
12:CL:24:VAL:HG22	12:CL:97:ARG:HB3	1.86	0.56
12:CL:91:LYS:O	12:CL:91:LYS:CG	2.52	0.56
13:CM:91:ARG:NH1	19:CS:81:ARG:HH22	1.91	0.56
17:CQ:22:LEU:HD11	17:CQ:39:SER:HB2	1.87	0.56
25:CY:21:LYS:HE2	25:CY:25:LYS:HD2	1.86	0.56
28:D2:64:LEU:HD21	28:D2:68:ARG:HH12	1.69	0.56
31:D5:46:CYS:SG	31:D5:47:PRO:HD2	2.45	0.56
33:D7:8:ASN:ND2	33:D7:11:LYS:H	2.03	0.56
36:DA:661:C:H5''	48:DP:18:ARG:HD3	1.86	0.56
36:DA:1496:A:C8	36:DA:1577:C:O2'	2.55	0.56
36:DA:1790:C:H5''	36:DA:1791:A:OP1	2.05	0.56
36:DA:2656:U:H2'	36:DA:2657:A:H5''	1.87	0.56
40:DE:55:ASN:O	40:DE:57:LYS:N	2.38	0.56
44:DI:61:ARG:HH11	44:DI:61:ARG:HG2	1.70	0.56
48:DP:17:LYS:C	48:DP:19:VAL:N	2.52	0.56
50:DR:113:LEU:HD23	50:DR:113:LEU:H	1.70	0.56
51:DS:26:LEU:HA	51:DS:38:GLN:O	2.05	0.56
52:DT:106:SER:O	52:DT:107:ASP:CG	2.43	0.56
53:DU:79:PHE:CD1	53:DU:83:LEU:HD21	2.40	0.56
56:DX:35:THR:HB	56:DX:38:GLU:H	1.69	0.56
1:AA:620:C:H2'	1:AA:621:A:O4'	2.05	0.56
1:AA:630:G:H3'	1:AA:631:G:C5'	2.32	0.56
1:AA:923:A:H2'	1:AA:924:C:C6	2.39	0.56

Continued on next page...

Continued from previous page...

Atom-1	Atom-2	Interatomic distance (Å)	Clash overlap (Å)
1:AA:993:G:H2'	1:AA:995:C:H41	1.69	0.56
1:AA:1290:G:H2'	1:AA:1290:G:N3	2.20	0.56
1:AA:1422:G:H2'	1:AA:1423:G:H8	1.70	0.56
2:AB:102:LEU:HD23	2:AB:182:ILE:HD12	1.87	0.56
13:AM:13:LYS:HA	13:AM:44:ARG:HH11	1.68	0.56
20:AT:96:GLY:O	20:AT:97:ALA:HB3	2.05	0.56
25:AY:45:PRO:HG3	25:AY:58:ARG:HH11	1.67	0.56
26:B0:25:ARG:HA	26:B0:29:GLN:HE22	1.70	0.56
31:B5:32:PRO:O	31:B5:34:PRO:HD3	2.05	0.56
36:BA:144:C:H2'	36:BA:145:G:C8	2.40	0.56
36:BA:654(U):A:H2'	36:BA:654(V):A:C8	2.40	0.56
36:BA:1689:A:H62	36:BA:1698:A:H2	1.52	0.56
36:BA:2345:G:N3	36:BA:2381:C:H2'	2.20	0.56
36:BA:2776:A:H4'	36:BA:2777:G:H5''	1.86	0.56
40:BE:55:ASN:O	40:BE:57:LYS:N	2.37	0.56
43:BH:41:MET:CE	43:BH:52:VAL:HA	2.35	0.56
48:BP:7:ARG:C	48:BP:9:ASN:H	2.08	0.56
51:BS:19:LYS:O	51:BS:19:LYS:HG2	2.04	0.56
51:BS:89:ARG:O	51:BS:90:GLY:O	2.23	0.56
51:BS:96:GLY:C	51:BS:98:VAL:H	2.08	0.56
53:BU:61:TRP:CD2	53:BU:94:ASN:HA	2.40	0.56
58:BZ:153:SER:O	58:BZ:155:LEU:N	2.38	0.56
1:CA:386:C:C2'	1:CA:387:U:H5'	2.36	0.56
1:CA:591:U:H2'	1:CA:592:G:H8	1.69	0.56
1:CA:625:G:H2'	1:CA:626:U:H6	1.70	0.56
1:CA:1097:C:H2'	1:CA:1098:C:H6	1.69	0.56
9:CI:79:LEU:HD13	9:CI:79:LEU:O	2.05	0.56
12:CL:50:SER:HB2	25:CY:44:LYS:CD	2.32	0.56
14:CN:26:ARG:HD2	14:CN:47:LEU:HD11	1.87	0.56
15:CO:39:LEU:HD12	15:CO:56:LEU:HD13	1.86	0.56
25:CY:62:GLU:HA	25:CY:65:ARG:NH2	2.20	0.56
30:D4:3:GLU:CG	37:DB:43:C:OP1	2.53	0.56
32:D6:28:ARG:HB3	32:D6:28:ARG:NH1	2.20	0.56
33:D7:5:TRP:CZ3	36:DA:464:U:H4'	2.39	0.56
36:DA:858:U:O2	36:DA:2268:A:H2'	2.05	0.56
36:DA:1496:A:H8	36:DA:1578:U:H1'	1.70	0.56
36:DA:2485:G:H5''	49:DQ:46:GLN:NE2	2.20	0.56
36:DA:2552:U:O2	36:DA:2554:U:H5'	2.05	0.56
39:DD:21:PHE:O	39:DD:24:ILE:HD12	2.05	0.56
40:DE:24:THR:HG23	40:DE:184:VAL:HG23	1.87	0.56
40:DE:176:ILE:HG22	40:DE:176:ILE:O	2.05	0.56

Continued on next page...

Continued from previous page...

Atom-1	Atom-2	Interatomic distance (Å)	Clash overlap (Å)
42:DG:35:GLU:CD	42:DG:36:LYS:HZ1	2.09	0.56
44:DI:4:ILE:HG12	44:DI:18:VAL:CG2	2.30	0.56
48:DP:100:LEU:N	48:DP:100:LEU:HD22	2.19	0.56
52:DT:38:ASN:O	52:DT:38:ASN:ND2	2.38	0.56
54:DV:2:PHE:HB2	54:DV:42:GLY:N	2.19	0.56
54:DV:39:LEU:CB	54:DV:40:LEU:HD23	2.35	0.56
55:DW:75:TYR:CE1	55:DW:104:THR:HB	2.40	0.56
57:DY:7:VAL:CG2	57:DY:8:LYS:NZ	2.68	0.56
58:DZ:14:LYS:HB2	58:DZ:17:ALA:CB	2.35	0.56
58:DZ:21:ALA:C	58:DZ:23:LYS:HE2	2.24	0.56
1:AA:175:C:O2'	1:AA:176:C:H5'	2.05	0.56
1:AA:404:U:H2'	1:AA:405:U:C6	2.41	0.56
1:AA:601:C:H2'	1:AA:602:A:H8	1.69	0.56
1:AA:718:G:H5'	11:AK:117:ASN:CG	2.25	0.56
1:AA:862:C:O2'	1:AA:863:U:H5'	2.05	0.56
1:AA:939:G:H5''	7:AG:102:ARG:NH2	2.20	0.56
1:AA:942:G:H21	9:AI:124:GLN:NE2	2.03	0.56
1:AA:1433:A:O2'	1:AA:1434:A:H5'	2.05	0.56
1:AA:1435:G:H2'	1:AA:1436:U:C6	2.41	0.56
4:AD:3:ARG:HE	4:AD:5:ILE:CG1	2.18	0.56
5:AE:51:VAL:HB	5:AE:52:PRO:HD3	1.87	0.56
5:AE:72:GLN:O	5:AE:73:ASN:HB2	2.05	0.56
6:AF:30:LEU:CB	6:AF:35:ALA:HB3	2.28	0.56
6:AF:68:PRO:HG3	6:AF:71:ARG:NH2	2.20	0.56
7:AG:57:GLU:C	7:AG:59:LEU:H	2.07	0.56
11:AK:18:ARG:HH21	11:AK:37:GLY:N	2.02	0.56
13:AM:63:THR:HG22	13:AM:64:TRP:N	2.20	0.56
18:AR:70:ILE:HG23	18:AR:79:LEU:HD13	1.87	0.56
19:AS:6:LYS:HG2	19:AS:7:LYS:HE3	1.87	0.56
19:AS:44:MET:HA	19:AS:44:MET:HE3	1.87	0.56
25:AZ:139:PHE:HE1	25:AZ:170:VAL:HG12	1.69	0.56
25:AZ:148:LEU:HD13	25:AZ:152:LEU:HG	1.87	0.56
28:B2:35:LEU:CD1	28:B2:53:LEU:HD12	2.36	0.56
30:B4:5:ILE:N	30:B4:5:ILE:HD13	2.21	0.56
31:B5:7:PRO:HG2	36:BA:2016:U:O2	2.06	0.56
31:B5:37:LYS:HG3	31:B5:38:ALA:N	2.19	0.56
32:B6:5:VAL:HG13	32:B6:7:ILE:N	2.19	0.56
35:B9:19:ARG:NH2	35:B9:26:ILE:HD11	2.20	0.56
36:BA:1496:A:H8	36:BA:1578:U:H1'	1.69	0.56
36:BA:2189:U:C2'	36:BA:2190:G:H5''	2.35	0.56
36:BA:2189:U:H2'	36:BA:2190:G:H5''	1.85	0.56

Continued on next page...

Continued from previous page...

Atom-1	Atom-2	Interatomic distance (Å)	Clash overlap (Å)
36:BA:2656:U:H2'	36:BA:2657:A:H5''	1.88	0.56
36:BA:2787:C:H1'	40:BE:61:ARG:HG3	1.85	0.56
36:BA:2839:G:H5'	50:BR:46:GLY:HA2	1.88	0.56
37:BB:40:U:H3'	37:BB:41:U:C5'	2.35	0.56
39:BD:35:LYS:HG2	39:BD:63:ARG:HD2	1.87	0.56
40:BE:54:GLN:O	40:BE:55:ASN:HB2	2.05	0.56
40:BE:60:ASN:CG	40:BE:62:PRO:HD2	2.25	0.56
42:BG:58:GLN:O	42:BG:61:ALA:N	2.38	0.56
42:BG:167:GLU:O	42:BG:170:ARG:HB3	2.05	0.56
42:BG:173:LEU:HB3	42:BG:178:PHE:CG	2.40	0.56
43:BH:156:ALA:O	43:BH:157:TYR:C	2.44	0.56
44:BI:72:LEU:O	44:BI:72:LEU:HD12	2.05	0.56
44:BI:77:LEU:HB3	44:BI:141:LYS:HE2	1.86	0.56
44:BI:116:LEU:HD12	44:BI:117:GLU:H	1.70	0.56
47:BO:87:ILE:HD12	47:BO:91:LEU:HA	1.86	0.56
50:BR:2:ARG:N	50:BR:2:ARG:HD2	2.20	0.56
50:BR:2:ARG:HD3	50:BR:5:LYS:HE2	1.87	0.56
51:BS:106:ARG:O	51:BS:107:GLU:HB3	2.05	0.56
55:BW:75:TYR:CE1	55:BW:104:THR:HB	2.41	0.56
56:BX:12:VAL:CG2	56:BX:27:THR:HG23	2.30	0.56
56:BX:36:LYS:HE2	56:BX:55:ASN:HA	1.87	0.56
57:BY:84:ARG:NE	57:BY:97:ARG:NE	2.52	0.56
58:BZ:146:ILE:HA	58:BZ:174:VAL:CG1	2.35	0.56
1:CA:460:G:O6	1:CA:470:C:H5''	2.05	0.56
1:CA:946:A:H2'	1:CA:947:G:H8	1.70	0.56
1:CA:959:A:H2'	1:CA:960:U:H4'	1.87	0.56
1:CA:1004:A:N6	1:CA:1034:G:H2'	2.20	0.56
1:CA:1096:C:O2'	1:CA:1097:C:H5'	2.05	0.56
1:CA:1223:C:P	19:CS:78:ARG:NH2	2.77	0.56
1:CA:1411:C:O2'	1:CA:1412:C:H5'	2.05	0.56
2:CB:75:LYS:O	2:CB:78:GLN:HG3	2.05	0.56
2:CB:164:VAL:HG23	2:CB:186:ALA:HB2	1.87	0.56
3:CC:43:LEU:O	3:CC:47:LEU:HB3	2.05	0.56
4:CD:3:ARG:HE	4:CD:5:ILE:CG1	2.17	0.56
4:CD:87:GLY:O	4:CD:89:THR:N	2.38	0.56
4:CD:192:GLU:CD	4:CD:192:GLU:H	2.06	0.56
4:CD:205:GLU:OE2	5:CE:100:VAL:HG22	2.05	0.56
5:CE:150:ARG:HG2	5:CE:151:LEU:HD23	1.88	0.56
9:CI:53:VAL:HG11	9:CI:85:LEU:HD22	1.85	0.56
10:CJ:32:ALA:HB2	10:CJ:76:ASN:HB3	1.86	0.56
10:CJ:40:LEU:CB	10:CJ:69:ASN:HB2	2.36	0.56

Continued on next page...

Continued from previous page...

Atom-1	Atom-2	Interatomic distance (Å)	Clash overlap (Å)
10:CJ:92:THR:HG23	10:CJ:93:GLY:H	1.70	0.56
20:CT:51:GLU:HA	20:CT:54:LYS:NZ	2.16	0.56
25:CY:3:LEU:HB3	25:CZ:5:TRP:HB2	1.87	0.56
25:CZ:16:TRP:HB3	25:CZ:24:VAL:HG23	1.88	0.56
32:D6:24:GLU:CD	32:D6:25:LYS:N	2.56	0.56
36:DA:13:A:H61	36:DA:525:U:H3'	1.69	0.56
36:DA:239:U:H2'	36:DA:240:G:O4'	2.06	0.56
36:DA:845:G:H21	36:DA:933:A:H61	1.53	0.56
36:DA:1705:G:O2'	36:DA:1706:U:H5'	2.06	0.56
36:DA:1952:A:C6	47:DO:22:ILE:HD12	2.39	0.56
36:DA:2098:U:H2'	36:DA:2099:U:O4'	2.05	0.56
36:DA:2580:U:H5'	40:DE:131:ALA:CB	2.32	0.56
38:DC:48:LEU:HD11	38:DC:172:ILE:CG2	2.34	0.56
39:DD:176:ARG:HA	39:DD:182:LEU:HD23	1.87	0.56
42:DG:172:LEU:HD23	42:DG:172:LEU:C	2.26	0.56
43:DH:10:PRO:O	43:DH:12:PRO:HD3	2.05	0.56
44:DI:88:ILE:HG12	44:DI:142:VAL:HG13	1.87	0.56
44:DI:94:ALA:HA	44:DI:98:ALA:HB3	1.87	0.56
45:DJ:111:UNK:O	45:DJ:112:UNK:O	2.23	0.56
46:DN:35:ARG:O	46:DN:37:LYS:N	2.39	0.56
48:DP:140:ALA:O	48:DP:141:ALA:CB	2.53	0.56
50:DR:2:ARG:HG2	50:DR:5:LYS:NZ	2.20	0.56
51:DS:66:ALA:O	51:DS:69:VAL:HG12	2.04	0.56
51:DS:66:ALA:CA	51:DS:69:VAL:HG12	2.34	0.56
52:DT:29:ARG:CG	52:DT:86:ILE:HG23	2.34	0.56
52:DT:35:LYS:HZ1	52:DT:41:ARG:NH2	1.95	0.56
52:DT:78:LEU:HD12	52:DT:79:HIS:CE1	2.41	0.56
54:DV:45:THR:O	54:DV:46:VAL:HG12	2.06	0.56
56:DX:27:THR:HB	56:DX:80:ILE:HB	1.87	0.56
57:DY:31:LEU:CB	57:DY:32:PRO:HA	2.34	0.56
57:DY:87:LYS:O	57:DY:88:LYS:HB2	2.04	0.56
1:AA:656:C:H4'	15:AO:62:GLN:NE2	2.20	0.56
1:AA:1226:C:C4	13:AM:104:ARG:HB2	2.40	0.56
2:AB:35:GLU:O	2:AB:36:ARG:HD2	2.05	0.56
2:AB:84:GLU:HB3	2:AB:219:VAL:CG2	2.33	0.56
2:AB:220:ASP:C	2:AB:222:ILE:H	2.09	0.56
3:AC:98:ASN:O	3:AC:100:ALA:N	2.38	0.56
6:AF:42:GLU:C	6:AF:44:GLY:H	2.09	0.56
11:AK:107:SER:C	11:AK:108:ILE:HD12	2.25	0.56
12:AL:53:ARG:HH11	12:AL:53:ARG:HG2	1.70	0.56
15:AO:53:HIS:NE2	36:BA:715:G:O6	2.38	0.56

Continued on next page...

Continued from previous page...

Atom-1	Atom-2	Interatomic distance (Å)	Clash overlap (Å)
15:AO:82:ILE:HD13	15:AO:82:ILE:C	2.26	0.56
20:AT:48:LYS:O	20:AT:52:ALA:HB2	2.04	0.56
25:AY:5:TRP:O	25:AY:6:SER:CB	2.54	0.56
26:B0:26:TYR:H	26:B0:29:GLN:NE2	2.02	0.56
27:B1:73:LEU:CD1	27:B1:94:LEU:HD12	2.35	0.56
30:B4:22:ILE:HG12	42:BG:108:ASN:ND2	2.16	0.56
36:BA:207:A:H2'	36:BA:208:C:O4'	2.05	0.56
36:BA:1441:G:H2'	36:BA:1442:G:C8	2.38	0.56
37:BB:53:A:C2'	37:BB:54:G:H5'	2.36	0.56
39:BD:79:VAL:CG2	39:BD:111:LEU:HD11	2.25	0.56
39:BD:142:VAL:HA	39:BD:194:GLY:H	1.70	0.56
44:BI:93:THR:CG2	44:BI:116:LEU:HD11	2.35	0.56
50:BR:98:LEU:H	50:BR:113:LEU:HD23	1.69	0.56
51:BS:101:LEU:HD22	51:BS:102:ALA:O	2.04	0.56
52:BT:80:SER:CB	52:BT:81:PRO:HD3	2.32	0.56
57:BY:7:VAL:CG2	57:BY:8:LYS:HZ2	2.19	0.56
1:CA:618:C:H5'	1:CA:619:U:H5''	1.88	0.56
1:CA:718:G:H5'	11:CK:117:ASN:CG	2.25	0.56
1:CA:1048:G:OP1	14:CN:4:LYS:HB2	2.05	0.56
1:CA:1064:G:N2	1:CA:1190:G:H2'	2.20	0.56
1:CA:1290:G:N3	1:CA:1290:G:H2'	2.19	0.56
1:CA:1404:C:H2'	1:CA:1405:G:C8	2.41	0.56
1:CA:1470:G:O2'	1:CA:1471:G:H5'	2.04	0.56
2:CB:33:TYR:HD2	2:CB:41:ILE:HG21	1.70	0.56
2:CB:144:ARG:HG3	2:CB:145:LEU:N	2.20	0.56
3:CC:98:ASN:O	3:CC:100:ALA:N	2.39	0.56
5:CE:51:VAL:HB	5:CE:52:PRO:HD3	1.87	0.56
8:CH:40:ALA:C	8:CH:42:GLU:H	2.09	0.56
8:CH:44:PHE:HA	8:CH:79:VAL:CG1	2.35	0.56
12:CL:47:LYS:CB	12:CL:48:PRO:CD	2.84	0.56
13:CM:13:LYS:HA	13:CM:44:ARG:NH1	2.19	0.56
19:CS:39:THR:OG1	19:CS:70:LYS:HE2	2.05	0.56
27:D1:73:LEU:HD12	27:D1:94:LEU:HB3	1.87	0.56
31:D5:4:HIS:CB	31:D5:5:PRO:HD3	2.25	0.56
34:D8:48:PHE:O	34:D8:49:VAL:CG2	2.50	0.56
36:DA:207:A:H2'	36:DA:208:C:O4'	2.05	0.56
36:DA:1921:G:H2'	36:DA:1922:G:H8	1.70	0.56
36:DA:2753:A:O2'	36:DA:2754:U:H5'	2.06	0.56
37:DB:50:G:OP2	51:DS:62:LYS:HB2	2.04	0.56
38:DC:23:ILE:HB	38:DC:191:ARG:HH22	1.71	0.56
40:DE:60:ASN:CG	40:DE:62:PRO:HD2	2.25	0.56

Continued on next page...

Continued from previous page...

Atom-1	Atom-2	Interatomic distance (Å)	Clash overlap (Å)
42:DG:42:GLY:C	42:DG:43:LEU:HD22	2.26	0.56
49:DQ:43:THR:HG1	49:DQ:46:GLN:HG3	1.67	0.56
51:DS:89:ARG:O	51:DS:90:GLY:O	2.23	0.56
58:DZ:103:ARG:NH1	58:DZ:136:PHE:HB2	2.21	0.56
1:AA:386:C:O2'	1:AA:387:U:H5'	2.05	0.56
1:AA:962:C:H2'	1:AA:963:G:H8	1.70	0.56
1:AA:1051:C:H2'	1:AA:1052:U:C6	2.41	0.56
1:AA:1276:G:C2'	1:AA:1277:C:H5'	2.35	0.56
1:AA:1350:A:H2	7:AG:34:GLY:HA3	1.70	0.56
1:AA:1366:C:H2'	1:AA:1367:C:H6	1.70	0.56
4:AD:96:LEU:HG	4:AD:139:ARG:HH22	1.69	0.56
4:AD:121:VAL:O	4:AD:134:ASP:HA	2.05	0.56
6:AF:86:ARG:O	6:AF:87:ARG:CG	2.51	0.56
7:AG:25:ALA:HA	7:AG:28:ASN:ND2	2.19	0.56
9:AI:28:VAL:HG12	9:AI:29:ASN:ND2	2.21	0.56
9:AI:79:LEU:HD13	9:AI:79:LEU:O	2.06	0.56
13:AM:88:ARG:HA	13:AM:98:VAL:HG13	1.87	0.56
15:AO:62:GLN:O	15:AO:66:LEU:HD13	2.06	0.56
17:AQ:78:GLU:O	17:AQ:78:GLU:HG3	2.05	0.56
27:B1:48:LYS:HZ3	27:B1:61:ARG:HD3	1.70	0.56
36:BA:143:G:H1'	56:BX:37:THR:CG2	2.36	0.56
36:BA:1573:G:H2'	36:BA:1574:C:H5'	1.88	0.56
36:BA:2049:G:H21	40:BE:156:MET:HE3	1.70	0.56
38:BC:186:LEU:O	38:BC:190:ILE:HG12	2.06	0.56
42:BG:124:SER:HB2	42:BG:131:TYR:CE1	2.40	0.56
47:BO:4:PRO:O	47:BO:5:GLN:CB	2.53	0.56
48:BP:101:VAL:HG12	48:BP:107:LYS:N	2.19	0.56
55:BW:73:ALA:HB3	55:BW:106:ILE:HD11	1.86	0.56
56:BX:24:GLY:O	56:BX:83:VAL:HG22	2.06	0.56
58:BZ:28:MET:HB3	58:BZ:88:PHE:HB2	1.88	0.56
58:BZ:34:ASN:HD22	58:BZ:35:ARG:N	2.04	0.56
58:BZ:151:HIS:HA	58:BZ:171:ILE:H	1.69	0.56
1:CA:107:G:H2'	1:CA:108:G:H5'	1.86	0.56
1:CA:1366:C:H2'	1:CA:1367:C:H6	1.69	0.56
1:CA:1443:G:H22	1:CA:1460:A:H1'	1.69	0.56
4:CD:26:CYS:HA	4:CD:31:CYS:HA	1.86	0.56
4:CD:31:CYS:C	4:CD:33:MET:N	2.52	0.56
8:CH:86:ILE:HG22	8:CH:87:SER:N	2.21	0.56
10:CJ:32:ALA:N	10:CJ:78:ASN:ND2	2.53	0.56
18:CR:26:LEU:HD21	18:CR:42:ARG:HH11	1.71	0.56
19:CS:41:VAL:HG13	19:CS:42:PRO:HD2	1.86	0.56

Continued on next page...

Continued from previous page...

Atom-1	Atom-2	Interatomic distance (Å)	Clash overlap (Å)
19:CS:53:ASN:O	19:CS:77:THR:HG22	2.06	0.56
21:CU:6:ARG:NH1	21:CU:15:ARG:HH22	2.02	0.56
23:CW:29:G:H2'	23:CW:30:G:C8	2.40	0.56
23:CW:59:A:C2'	23:CW:60:U:H5'	2.35	0.56
30:D4:18:CYS:SG	30:D4:38:LYS:HB3	2.45	0.56
36:DA:993:G:OP1	53:DU:50:ARG:NH1	2.38	0.56
36:DA:1257:C:H4'	41:DF:83:PHE:CD1	2.40	0.56
36:DA:2019:A:O3'	53:DU:27:LEU:HD12	2.05	0.56
40:DE:119:ARG:HG2	40:DE:160:TYR:HB2	1.87	0.56
42:DG:130:ASN:HD22	42:DG:160:VAL:CA	2.17	0.56
52:DT:30:VAL:HG22	52:DT:84:GLN:O	2.05	0.56
57:DY:100:ALA:O	57:DY:101:LYS:HB2	2.05	0.56
58:DZ:70:LEU:CG	58:DZ:91:LEU:HD21	2.35	0.56
1:AA:271:C:H2'	1:AA:272:C:H6	1.71	0.56
1:AA:939:G:H5''	7:AG:102:ARG:CZ	2.36	0.56
1:AA:977:A:C2'	1:AA:978:A:H5'	2.35	0.56
1:AA:1026:G:H2'	1:AA:1027:C:H5'	1.86	0.56
1:AA:1296:C:H3'	1:AA:1297:C:H6	1.71	0.56
3:AC:134:ILE:CD1	3:AC:153:VAL:HG23	2.32	0.56
10:AJ:27:ALA:HA	10:AJ:30:SER:HB2	1.86	0.56
10:AJ:63:PHE:HA	14:AN:59:ALA:H	1.70	0.56
11:AK:67:ASP:O	11:AK:71:LYS:HG3	2.05	0.56
11:AK:126:ARG:C	11:AK:128:ALA:N	2.57	0.56
18:AR:26:LEU:HD21	18:AR:42:ARG:HH11	1.69	0.56
25:AZ:155:PHE:HB3	25:AZ:167:VAL:CG1	2.35	0.56
28:B2:2:LYS:O	28:B2:6:VAL:HG23	2.06	0.56
31:B5:16:ARG:NH1	31:B5:17:ASP:OD1	2.38	0.56
36:BA:389:G:H1	48:BP:71:VAL:HG12	1.70	0.56
36:BA:1188:U:C4'	54:BV:79:VAL:HG22	2.34	0.56
36:BA:1290:C:H2'	36:BA:1291:C:C6	2.40	0.56
36:BA:1530:C:H2'	36:BA:1531:C:C6	2.40	0.56
36:BA:1541:G:H1'	36:BA:1542:A:C6	2.41	0.56
36:BA:2631:G:N3	36:BA:2810:A:H2	2.04	0.56
37:BB:6:C:H42	37:BB:115:G:H1	1.54	0.56
40:BE:117:MET:HA	40:BE:122:PHE:H	1.69	0.56
43:BH:34:GLU:O	43:BH:36:PRO:HD3	2.06	0.56
48:BP:122:PRO:HG3	48:BP:141:ALA:CB	2.35	0.56
51:BS:34:HIS:HD1	51:BS:36:TYR:HE1	1.53	0.56
55:BW:5:ALA:HB1	55:BW:50:VAL:CG2	2.34	0.56
57:BY:30:VAL:HG12	57:BY:31:LEU:N	2.19	0.56
58:BZ:5:LEU:HD12	58:BZ:6:LYS:HE3	1.88	0.56

Continued on next page...

Continued from previous page...

Atom-1	Atom-2	Interatomic distance (Å)	Clash overlap (Å)
58:BZ:39:VAL:HG23	58:BZ:40:ASP:N	2.21	0.56
1:CA:19:C:H2'	1:CA:20:U:H6	1.71	0.56
1:CA:84:U:C2'	1:CA:88:A:H5'	2.31	0.56
1:CA:1234:C:O2'	1:CA:1235:U:H5'	2.05	0.56
3:CC:14:ILE:HG12	3:CC:15:THR:N	2.15	0.56
4:CD:138:TYR:C	4:CD:138:TYR:CD1	2.78	0.56
8:CH:29:SER:HB3	8:CH:32:LYS:CG	2.36	0.56
13:CM:88:ARG:HA	13:CM:98:VAL:HG13	1.88	0.56
15:CO:82:ILE:HD11	15:CO:87:ILE:O	2.06	0.56
30:D4:20:ASN:HD22	30:D4:21:VAL:H	1.53	0.56
36:DA:146:G:H2'	36:DA:147:U:O4'	2.06	0.56
36:DA:456:C:O2'	56:DX:68:ARG:NH1	2.38	0.56
36:DA:2505:G:O6	36:DA:2576:G:H2'	2.04	0.56
42:DG:106:LEU:O	42:DG:110:ALA:HB3	2.06	0.56
42:DG:172:LEU:O	42:DG:176:LEU:HG	2.05	0.56
44:DI:88:ILE:HD11	44:DI:142:VAL:CG2	2.35	0.56
45:DJ:56:UNK:O	45:DJ:58:UNK:O	2.23	0.56
48:DP:47:ASP:HB3	48:DP:48:PRO:O	2.06	0.56
51:DS:90:GLY:C	51:DS:92:TYR:H	2.08	0.56
56:DX:80:ILE:HD13	56:DX:80:ILE:C	2.26	0.56
57:DY:81:LYS:CD	57:DY:97:ARG:O	2.50	0.56
58:DZ:108:PRO:HG2	58:DZ:111:VAL:HG23	1.86	0.56
58:DZ:157:LEU:N	58:DZ:157:LEU:HD23	2.21	0.56
1:AA:545:C:H5''	4:AD:72:GLU:HG2	1.88	0.56
1:AA:709:G:H2'	1:AA:710:G:H8	1.71	0.56
1:AA:878:G:H5'	8:AH:89:PRO:HG2	1.88	0.56
3:AC:134:ILE:HG21	3:AC:168:ALA:HB3	1.88	0.56
24:AX:20:A2M:C4'	25:AY:84:TYR:CD2	2.85	0.56
36:BA:1448:G:H5'	36:BA:1449:A:OP1	2.05	0.56
36:BA:1567:A:H2'	39:BD:84:TYR:HE2	1.71	0.56
36:BA:2341:G:H2'	36:BA:2342:C:C6	2.41	0.56
43:BH:14:GLY:O	43:BH:29:PRO:HD3	2.06	0.56
48:BP:105:LEU:O	48:BP:106:LEU:HB3	2.05	0.56
54:BV:6:LYS:H	54:BV:37:VAL:HG23	1.71	0.56
58:BZ:53:ILE:HD12	58:BZ:99:TYR:HB2	1.86	0.56
1:CA:542:G:H2'	1:CA:543:C:H6	1.71	0.56
1:CA:560:U:O2'	1:CA:561:U:OP2	2.17	0.56
1:CA:572:A:H5''	1:CA:917:G:H4'	1.87	0.56
1:CA:1118:C:H5'	9:CI:104:ARG:HD2	1.87	0.56
1:CA:1349:A:H5''	9:CI:121:ARG:HB2	1.86	0.56
4:CD:28:SER:HB2	4:CD:29:PRO:CD	2.36	0.56

Continued on next page...

Continued from previous page...

Atom-1	Atom-2	Interatomic distance (Å)	Clash overlap (Å)
4:CD:30:LYS:C	4:CD:32:ALA:N	2.47	0.56
4:CD:174:LEU:HA	4:CD:186:LEU:HG	1.87	0.56
6:CF:42:GLU:C	6:CF:44:GLY:H	2.09	0.56
8:CH:13:ILE:O	8:CH:17:THR:HG23	2.06	0.56
10:CJ:98:ILE:HD12	10:CJ:98:ILE:N	2.20	0.56
13:CM:63:THR:HG22	13:CM:64:TRP:N	2.21	0.56
14:CN:35:ARG:HG3	14:CN:36:PHE:N	2.19	0.56
25:CZ:60:ILE:CG1	25:CZ:61:THR:H	2.10	0.56
36:DA:1107:G:OP1	45:DJ:57:UNK:CA	2.52	0.56
36:DA:1278:A:O2'	36:DA:1279:G:H5'	2.05	0.56
36:DA:1331:A:O2'	36:DA:1332:G:H8	1.88	0.56
36:DA:1541:G:H1'	36:DA:1542:A:C5	2.41	0.56
36:DA:1796:U:H2'	36:DA:1797:C:C6	2.40	0.56
36:DA:2308:G:N7	36:DA:2310:A:H5'	2.21	0.56
36:DA:2747:G:O6	36:DA:2755:C:H5''	2.05	0.56
37:DB:31:C:H5''	37:DB:32:C:H5	1.70	0.56
39:DD:168:ARG:O	39:DD:169:GLU:HB2	2.05	0.56
42:DG:111:LEU:HB3	42:DG:117:PHE:CE2	2.41	0.56
47:DO:98:VAL:HG12	47:DO:117:LEU:HB3	1.86	0.56
51:DS:17:ARG:HA	51:DS:20:ARG:NH1	2.21	0.56
51:DS:92:TYR:CG	51:DS:93:LYS:N	2.74	0.56
56:DX:36:LYS:HE2	56:DX:55:ASN:HA	1.87	0.56
1:AA:560:U:O2'	1:AA:561:U:OP2	2.18	0.56
2:AB:95:GLN:HG3	2:AB:147:LYS:O	2.05	0.56
2:AB:144:ARG:HG3	2:AB:145:LEU:N	2.21	0.56
12:AL:7:ILE:O	12:AL:11:VAL:HG23	2.06	0.56
12:AL:91:LYS:O	12:AL:91:LYS:CG	2.54	0.56
15:AO:37:ASN:ND2	15:AO:37:ASN:H	2.03	0.56
19:AS:35:SER:O	19:AS:71:LEU:HD12	2.05	0.56
19:AS:40:ILE:HG21	19:AS:62:ILE:CD1	2.36	0.56
20:AT:51:GLU:HA	20:AT:54:LYS:NZ	2.18	0.56
20:AT:84:LEU:HD13	20:AT:84:LEU:C	2.24	0.56
23:AW:41:C:H2'	23:AW:42:G:C8	2.40	0.56
23:AW:70:G:C2'	23:AW:71:C:H5'	2.36	0.56
25:AZ:109:SER:OG	25:AZ:177:ILE:HG22	2.04	0.56
34:B8:16:ILE:HD11	34:B8:57:ARG:HD2	1.88	0.56
36:BA:1141:U:H2'	46:BN:63:THR:CG2	2.35	0.56
36:BA:1952:A:C6	47:BO:22:ILE:HD12	2.41	0.56
36:BA:2092:U:H4'	36:BA:2093:G:C5'	2.26	0.56
39:BD:210:GLY:O	39:BD:211:ARG:CB	2.53	0.56
40:BE:117:MET:O	40:BE:118:LYS:HB2	2.06	0.56

Continued on next page...

Continued from previous page...

Atom-1	Atom-2	Interatomic distance (Å)	Clash overlap (Å)
42:BG:97:ASP:C	42:BG:99:MET:H	2.09	0.56
44:BI:26:ALA:HA	44:BI:30:LEU:HB2	1.88	0.56
44:BI:69:LYS:HA	44:BI:136:VAL:CB	2.36	0.56
48:BP:45:LEU:CD2	48:BP:46:LYS:H	2.10	0.56
55:BW:50:VAL:HG22	55:BW:105:VAL:CG2	2.36	0.56
57:BY:87:LYS:O	57:BY:88:LYS:HB2	2.05	0.56
58:BZ:157:LEU:H	58:BZ:157:LEU:CD2	2.18	0.56
1:CA:404:U:H2'	1:CA:405:U:C6	2.41	0.56
1:CA:1118:C:N3	1:CA:1156:G:N2	2.54	0.56
1:CA:1193:G:O2'	1:CA:1194:U:H5'	2.06	0.56
1:CA:1221:G:C4'	19:CS:77:THR:HG21	2.32	0.56
4:CD:150:GLU:CG	4:CD:151:LYS:N	2.68	0.56
9:CI:16:ARG:HH21	9:CI:64:THR:HG22	1.71	0.56
10:CJ:6:ILE:O	10:CJ:71:LEU:HD12	2.05	0.56
12:CL:26:ALA:C	12:CL:27:LEU:HD22	2.25	0.56
19:CS:40:ILE:HG21	19:CS:62:ILE:CD1	2.36	0.56
19:CS:64:GLU:O	19:CS:66:MET:N	2.38	0.56
27:D1:35:THR:OG1	36:DA:2079:U:O3'	2.24	0.56
30:D4:22:ILE:H	30:D4:22:ILE:CD1	2.13	0.56
32:D6:7:ILE:HA	32:D6:28:ARG:HD3	1.88	0.56
35:D9:16:VAL:O	35:D9:16:VAL:HG12	2.06	0.56
36:DA:833:U:H2'	36:DA:834:C:H6	1.71	0.56
36:DA:1817:G:OP1	39:DD:88:ARG:NH2	2.37	0.56
36:DA:1887:C:H3'	36:DA:1888:G:H5''	1.87	0.56
38:DC:39:ASP:OD1	38:DC:178:LYS:HB3	2.05	0.56
38:DC:40:GLU:HB2	38:DC:179:ALA:HB2	1.87	0.56
40:DE:36:ARG:NH2	40:DE:88:GLY:CA	2.56	0.56
40:DE:117:MET:O	40:DE:118:LYS:HB2	2.06	0.56
42:DG:16:ARG:HE	42:DG:33:ARG:HD2	1.70	0.56
45:DJ:22:UNK:CB	45:DJ:119:UNK:HA	2.36	0.56
47:DO:87:ILE:HD12	47:DO:91:LEU:HA	1.87	0.56
58:DZ:74:VAL:HG12	58:DZ:75:ASN:H	1.71	0.56
58:DZ:150:LEU:HG	58:DZ:171:ILE:CG2	2.36	0.56
1:AA:411:A:OP1	4:AD:30:LYS:NZ	2.39	0.56
1:AA:1234:C:O2'	1:AA:1235:U:H5'	2.06	0.56
1:AA:1491:G:C5'	1:AA:1492:A:H5''	2.36	0.56
3:AC:14:ILE:HG12	3:AC:15:THR:N	2.14	0.56
4:AD:196:LEU:HD12	4:AD:196:LEU:N	2.15	0.56
8:AH:103:VAL:HG12	8:AH:108:GLY:HA3	1.86	0.56
9:AI:105:ASP:HB3	9:AI:107:ARG:HG3	1.86	0.56
10:AJ:32:ALA:HB1	10:AJ:75:ILE:HG13	1.88	0.56

Continued on next page...

Continued from previous page...

Atom-1	Atom-2	Interatomic distance (Å)	Clash overlap (Å)
23:AW:9:G:H5'	23:AW:46:G:O4'	2.06	0.56
25:AY:16:TRP:HZ2	25:AY:64:HIS:NE2	2.03	0.56
25:AZ:134:THR:CG2	25:AZ:175:LEU:HD22	2.31	0.56
28:B2:46:GLN:CB	28:B2:49:LYS:HZ2	2.18	0.56
36:BA:661:C:H2'	36:BA:662:G:C8	2.41	0.56
36:BA:857:C:O2'	36:BA:858:U:H5'	2.06	0.56
38:BC:39:ASP:OD1	38:BC:178:LYS:HB3	2.06	0.56
40:BE:201:THR:OG1	40:BE:202:LYS:N	2.38	0.56
41:BF:4:VAL:HA	41:BF:19:GLU:HB3	1.88	0.56
42:BG:164:GLU:N	42:BG:164:GLU:OE1	2.38	0.56
44:BI:61:ARG:HH11	44:BI:61:ARG:HG2	1.70	0.56
44:BI:77:LEU:HB3	44:BI:141:LYS:CE	2.36	0.56
44:BI:81:VAL:CG1	44:BI:143:SER:H	2.19	0.56
47:BO:23:ARG:HG3	47:BO:24:VAL:N	2.20	0.56
55:BW:1:MET:CE	55:BW:2:GLU:H	2.19	0.56
57:BY:84:ARG:HH21	57:BY:97:ARG:HH21	1.53	0.56
58:BZ:109:ALA:HB3	58:BZ:145:GLU:CA	2.32	0.56
1:CA:474:G:H2'	1:CA:475:G:C8	2.41	0.56
1:CA:585:G:H4'	12:CL:8:ASN:HD21	1.70	0.56
1:CA:1189:C:H5''	3:CC:5:ILE:HG21	1.87	0.56
2:CB:39:ILE:HG22	2:CB:40:HIS:H	1.70	0.56
23:CV:50:U:H2'	23:CV:51:C:H6	1.71	0.56
31:D5:16:ARG:NH1	31:D5:17:ASP:OD1	2.39	0.56
36:DA:623:G:H2'	36:DA:624:C:C6	2.40	0.56
36:DA:2062:A:H2'	36:DA:2063:C:C5'	2.36	0.56
36:DA:2523:G:O2'	36:DA:2524:G:H5''	2.05	0.56
37:DB:24:G:H4'	37:DB:25:A:C8	2.41	0.56
43:DH:20:ALA:HB3	43:DH:23:ARG:HB2	1.88	0.56
52:DT:28:VAL:CG2	52:DT:46:GLU:HA	2.34	0.56
52:DT:55:ASN:H	52:DT:59:THR:HB	1.70	0.56
54:DV:6:LYS:H	54:DV:37:VAL:HG23	1.70	0.56
1:AA:625:G:H4'	16:AP:16:HIS:CD2	2.41	0.56
1:AA:1193:G:O2'	1:AA:1194:U:H5'	2.06	0.56
2:AB:100:GLY:O	2:AB:101:MET:C	2.44	0.56
4:AD:9:CYS:SG	4:AD:31:CYS:C	2.85	0.56
7:AG:116:ALA:O	7:AG:120:ILE:HD12	2.06	0.56
11:AK:24:SER:O	11:AK:26:ASN:N	2.39	0.56
24:AX:19:OMU:H2'	24:AX:19:OMU:O2	2.06	0.56
26:B0:16:SER:HB2	36:BA:2262:U:H5	1.70	0.56
30:B4:10:VAL:CG1	30:B4:11:PRO:HD2	2.31	0.56
36:BA:587:C:O2'	36:BA:588:U:OP2	2.23	0.56

Continued on next page...

Continued from previous page...

Atom-1	Atom-2	Interatomic distance (Å)	Clash overlap (Å)
36:BA:588:U:H2'	36:BA:589:C:C6	2.41	0.56
36:BA:833:U:H2'	36:BA:834:C:C6	2.41	0.56
36:BA:1410:G:H2'	36:BA:1411:C:O4'	2.06	0.56
36:BA:2064:C:H2'	36:BA:2065:C:C6	2.41	0.56
36:BA:2262:U:O2'	36:BA:2263:C:H5'	2.06	0.56
39:BD:117:VAL:HG22	39:BD:118:VAL:H	1.69	0.56
40:BE:51:PHE:O	40:BE:74:PRO:HB3	2.05	0.56
42:BG:158:ALA:O	42:BG:159:VAL:CB	2.54	0.56
43:BH:30:LYS:HE3	43:BH:81:GLU:HG3	1.86	0.56
46:BN:133:GLN:CG	46:BN:135:PRO:HD3	2.27	0.56
48:BP:58:THR:O	48:BP:61:ARG:CZ	2.53	0.56
48:BP:107:LYS:C	48:BP:109:GLY:H	2.09	0.56
49:BQ:43:THR:HA	49:BQ:94:VAL:HG12	1.89	0.56
52:BT:78:LEU:HD12	52:BT:79:HIS:CE1	2.41	0.56
1:CA:134:A:H61	16:CP:25:ARG:NH1	2.04	0.56
1:CA:862:C:O2'	1:CA:863:U:H5'	2.05	0.56
1:CA:939:G:H5''	7:CG:102:ARG:NH1	2.21	0.56
3:CC:131:ARG:NH1	5:CE:50:GLU:HG2	2.21	0.56
6:CF:4:TYR:OH	6:CF:69:GLU:HB3	2.06	0.56
12:CL:119:LYS:O	12:CL:120:TYR:HB2	2.06	0.56
20:CT:84:LEU:C	20:CT:84:LEU:HD13	2.26	0.56
26:D0:26:TYR:HE2	36:DA:857:C:C1'	2.19	0.56
27:D1:3:LYS:CG	27:D1:4:VAL:H	2.11	0.56
36:DA:7:G:H2'	36:DA:8:A:C8	2.41	0.56
36:DA:389:G:N1	48:DP:71:VAL:HG12	2.21	0.56
36:DA:486:C:H4'	55:DW:60:ASN:ND2	2.21	0.56
36:DA:1567:A:H2'	39:DD:84:TYR:HE2	1.71	0.56
36:DA:1747(A):G:H2'	36:DA:1748:G:C5'	2.27	0.56
36:DA:1847:A:H3'	36:DA:1848:A:H5'	1.88	0.56
36:DA:2223:G:O2'	36:DA:2224:G:H5'	2.06	0.56
36:DA:2645:G:H3'	36:DA:2646:C:C5'	2.30	0.56
36:DA:2776:A:H4'	36:DA:2777:G:H5''	1.88	0.56
36:DA:2791:C:H4'	36:DA:2792:G:O5'	2.06	0.56
37:DB:40:U:H3'	37:DB:41:U:H5''	1.88	0.56
37:DB:112:U:H2'	37:DB:113:G:C8	2.40	0.56
44:DI:7:GLU:O	44:DI:9:LEU:HD12	2.05	0.56
44:DI:79:ILE:CG2	44:DI:81:VAL:HB	2.36	0.56
48:DP:35:HIS:O	48:DP:36:LYS:HB2	2.06	0.56
52:DT:30:VAL:HA	52:DT:44:ASP:HA	1.87	0.56
53:DU:31:SER:C	53:DU:33:ARG:H	2.09	0.56
53:DU:91:ASP:O	53:DU:92:ARG:C	2.45	0.56

Continued on next page...

Continued from previous page...

Atom-1	Atom-2	Interatomic distance (Å)	Clash overlap (Å)
58:DZ:61:LEU:CG	58:DZ:67:LEU:HD21	2.36	0.56
58:DZ:168:GLU:O	58:DZ:170:THR:N	2.39	0.56
1:AA:179:A:H2'	1:AA:180:U:C6	2.41	0.55
1:AA:336:C:H2'	1:AA:337:C:C6	2.39	0.55
1:AA:757:U:H2'	1:AA:758:G:O4'	2.05	0.55
1:AA:1134:G:N2	1:AA:1141:C:H1'	2.11	0.55
2:AB:163:PHE:HD1	2:AB:185:ILE:HG13	1.71	0.55
4:AD:81:GLU:O	4:AD:84:LYS:HB2	2.06	0.55
5:AE:65:ASN:O	5:AE:66:MET:HG2	2.05	0.55
22:AV:17(A):U:H5''	22:AV:18:G:OP1	2.06	0.55
23:AW:68:C:O2'	23:AW:69:C:H5'	2.07	0.55
26:B0:18:ALA:HB3	26:B0:20:ARG:HH21	1.71	0.55
29:B3:6:VAL:HB	29:B3:54:VAL:CG1	2.35	0.55
36:BA:876:C:H2'	36:BA:877:U:O4'	2.06	0.55
36:BA:1190:G:H5'	48:BP:35:HIS:N	2.20	0.55
36:BA:1541:G:H1'	36:BA:1542:A:C5	2.42	0.55
37:BB:112:U:H2'	37:BB:113:G:C8	2.40	0.55
39:BD:45:ASN:HB2	39:BD:46:GLN:OE1	2.05	0.55
43:BH:44:VAL:CG1	43:BH:45:VAL:H	2.15	0.55
44:BI:129:THR:HG21	44:BI:135:GLU:HG3	1.88	0.55
50:BR:63:ARG:HB2	50:BR:63:ARG:HH11	1.71	0.55
51:BS:77:ALA:C	51:BS:79:ALA:H	2.08	0.55
52:BT:108:ARG:HB2	52:BT:111:ARG:NH1	2.21	0.55
54:BV:51:VAL:CG1	54:BV:52:VAL:N	2.69	0.55
55:BW:8:ARG:NH1	55:BW:8:ARG:HG3	2.20	0.55
56:BX:72:LYS:N	56:BX:72:LYS:HD2	2.21	0.55
57:BY:52:SER:HB2	57:BY:53:PRO:HD3	1.88	0.55
58:BZ:76:LEU:HD23	58:BZ:82:ARG:O	2.07	0.55
1:CA:221:C:O2'	1:CA:222:U:H5'	2.06	0.55
1:CA:955:U:C1'	1:CA:1227:A:H61	2.19	0.55
2:CB:35:GLU:O	2:CB:36:ARG:HD2	2.06	0.55
2:CB:121:LEU:HB3	2:CB:127:ILE:CD1	2.26	0.55
2:CB:220:ASP:C	2:CB:222:ILE:H	2.09	0.55
3:CC:52:LEU:H	3:CC:52:LEU:CD2	2.18	0.55
8:CH:63:LEU:N	8:CH:63:LEU:HD22	2.21	0.55
9:CI:48:GLU:N	9:CI:49:PRO:CD	2.69	0.55
10:CJ:23:ILE:HG23	10:CJ:85:LEU:HD22	1.86	0.55
15:CO:11:VAL:O	15:CO:14:GLU:HB3	2.06	0.55
26:D0:36:ILE:HD12	26:D0:37:LEU:N	2.20	0.55
26:D0:38:VAL:CG1	26:D0:40:GLN:HG2	2.35	0.55
36:DA:539:G:H2'	36:DA:540:C:H6	1.70	0.55

Continued on next page...

Continued from previous page...

Atom-1	Atom-2	Interatomic distance (Å)	Clash overlap (Å)
42:DG:38:VAL:H	42:DG:158:ALA:CB	2.13	0.55
42:DG:82:LEU:C	42:DG:83:ARG:HG3	2.26	0.55
44:DI:83:ALA:HB1	44:DI:88:ILE:HA	1.87	0.55
46:DN:96:GLU:CD	46:DN:96:GLU:H	2.09	0.55
48:DP:16:ARG:HB2	48:DP:16:ARG:CZ	2.36	0.55
51:DS:38:GLN:CA	51:DS:73:LEU:HD11	2.36	0.55
57:DY:31:LEU:N	57:DY:31:LEU:HD22	2.21	0.55
1:AA:375:U:H2'	1:AA:376:G:H8	1.71	0.55
3:AC:36:ASP:OD1	3:AC:57:ILE:HG21	2.07	0.55
9:AI:9:ARG:HG2	9:AI:14:VAL:HA	1.88	0.55
10:AJ:13:HIS:HB3	10:AJ:68:HIS:CE1	2.41	0.55
11:AK:22:HIS:HB3	11:AK:29:ILE:CG2	2.36	0.55
13:AM:83:ASP:CG	13:AM:84:ILE:H	2.08	0.55
18:AR:74:ARG:HB3	18:AR:81:PHE:CE1	2.40	0.55
26:B0:36:ILE:HD12	26:B0:37:LEU:N	2.21	0.55
36:BA:654(N):G:H2'	36:BA:654(O):G:H5'	1.87	0.55
36:BA:898:C:H2'	36:BA:899:A:O4'	2.07	0.55
36:BA:2808:U:C2'	36:BA:2809:A:H5'	2.36	0.55
38:BC:23:ILE:HB	38:BC:191:ARG:HH22	1.71	0.55
39:BD:166:GLN:CA	39:BD:166:GLN:NE2	2.69	0.55
42:BG:111:LEU:HB2	42:BG:112:PRO:CD	2.34	0.55
46:BN:96:GLU:H	46:BN:96:GLU:CD	2.09	0.55
48:BP:130:PHE:N	48:BP:130:PHE:HD1	2.04	0.55
49:BQ:58:PHE:O	49:BQ:58:PHE:CD1	2.56	0.55
51:BS:66:ALA:O	51:BS:69:VAL:HG12	2.06	0.55
53:BU:91:ASP:O	53:BU:92:ARG:C	2.44	0.55
54:BV:69:LYS:HG3	54:BV:70:ILE:N	2.21	0.55
56:BX:24:GLY:HA3	56:BX:83:VAL:HG23	1.88	0.55
58:BZ:44:PHE:CE1	58:BZ:48:PHE:HB2	2.42	0.55
1:CA:179:A:H2'	1:CA:180:U:C6	2.41	0.55
1:CA:373:A:O2'	1:CA:374:A:H5'	2.07	0.55
1:CA:1201:A:H1'	1:CA:1202:G:OP2	2.06	0.55
3:CC:6:HIS:CD2	3:CC:7:PRO:HD2	2.34	0.55
3:CC:19:GLU:HA	3:CC:54:ARG:NH1	2.19	0.55
5:CE:102:ALA:HA	5:CE:120:THR:OG1	2.06	0.55
10:CJ:27:ALA:HA	10:CJ:30:SER:HB2	1.88	0.55
12:CL:28:LYS:CB	12:CL:33:ARG:HH12	2.14	0.55
13:CM:58:GLU:O	13:CM:62:ASN:HB2	2.06	0.55
14:CN:59:ALA:O	14:CN:60:SER:HB3	2.06	0.55
27:D1:53:VAL:CG2	27:D1:74:VAL:HG13	2.24	0.55
27:D1:62:VAL:HG22	27:D1:63:ALA:N	2.21	0.55

Continued on next page...

Continued from previous page...

Atom-1	Atom-2	Interatomic distance (Å)	Clash overlap (Å)
32:D6:36:LEU:HD13	32:D6:50:ARG:HB3	1.89	0.55
36:DA:271(G):C:O2'	36:DA:271(H):G:H5'	2.06	0.55
36:DA:271(M):G:C2'	36:DA:271(N):U:H5''	2.29	0.55
36:DA:389:G:N1	48:DP:70:GLN:HG3	2.21	0.55
36:DA:852:G:O2'	36:DA:853:G:H5'	2.06	0.55
36:DA:856:C:O2	36:DA:856:C:H2'	2.05	0.55
36:DA:884:C:H2'	36:DA:885:C:O4'	2.06	0.55
36:DA:1314:C:H5'	36:DA:1314:C:C6	2.39	0.55
36:DA:1317:A:H2'	36:DA:1318:C:C6	2.40	0.55
36:DA:1910:G:O2'	36:DA:1911:U:H5'	2.06	0.55
36:DA:2062:A:C2'	36:DA:2063:C:H5'	2.35	0.55
36:DA:2219:G:O2'	36:DA:2220:G:H5'	2.06	0.55
37:DB:31:C:H5'	37:DB:32:C:OP2	2.06	0.55
43:DH:41:MET:CE	43:DH:52:VAL:HA	2.36	0.55
45:DJ:126:UNK:C	45:DJ:128:UNK:N	2.67	0.55
49:DQ:73:PRO:HG3	49:DQ:93:TYR:CE2	2.42	0.55
50:DR:10:LEU:HD22	50:DR:17:ARG:CD	2.33	0.55
52:DT:88:ILE:HG22	52:DT:89:VAL:CG2	2.36	0.55
1:AA:80:G:H4'	1:AA:80:G:OP1	2.06	0.55
1:AA:474:G:H2'	1:AA:475:G:C8	2.41	0.55
1:AA:769:G:O2'	1:AA:770:C:H5'	2.06	0.55
1:AA:1004:A:N6	1:AA:1034:G:H2'	2.20	0.55
3:AC:6:HIS:ND1	14:AN:49:HIS:HB3	2.21	0.55
4:AD:61:LYS:CE	4:AD:62:GLN:HE21	2.19	0.55
8:AH:123:GLU:O	8:AH:127:LEU:HD23	2.05	0.55
9:AI:118:LYS:O	9:AI:119:ALA:HB3	2.05	0.55
13:AM:9:ILE:HD12	13:AM:9:ILE:N	2.20	0.55
18:AR:35:ARG:C	18:AR:37:VAL:H	2.09	0.55
20:AT:24:LEU:O	20:AT:24:LEU:HD13	2.06	0.55
31:B5:50:GLY:O	31:B5:55:ARG:HD3	2.06	0.55
36:BA:2297:C:O2'	36:BA:2298:A:H5'	2.07	0.55
40:BE:14:ILE:HG12	40:BE:21:VAL:HG23	1.88	0.55
40:BE:64:LYS:C	40:BE:66:HIS:N	2.60	0.55
41:BF:28:ILE:HD13	41:BF:28:ILE:N	2.20	0.55
41:BF:148:LEU:CD2	41:BF:191:ARG:HH11	2.19	0.55
51:BS:66:ALA:CA	51:BS:69:VAL:HG12	2.36	0.55
52:BT:28:VAL:O	52:BT:29:ARG:CB	2.53	0.55
53:BU:34:LYS:HE2	53:BU:34:LYS:HA	1.86	0.55
54:BV:51:VAL:CG1	54:BV:52:VAL:H	2.19	0.55
57:BY:27:VAL:HG12	57:BY:28:LYS:N	2.21	0.55
57:BY:86:ARG:HD2	57:BY:88:LYS:HE3	1.87	0.55

Continued on next page...

Continued from previous page...

Atom-1	Atom-2	Interatomic distance (Å)	Clash overlap (Å)
1:CA:392:G:H2'	1:CA:393:A:H8	1.72	0.55
1:CA:711:G:O2'	1:CA:712:A:H5'	2.06	0.55
1:CA:1051:C:H2'	1:CA:1052:U:C6	2.42	0.55
4:CD:9:CYS:SG	4:CD:31:CYS:C	2.85	0.55
8:CH:6:ILE:H	8:CH:6:ILE:HD12	1.71	0.55
17:CQ:78:GLU:OE1	17:CQ:81:ARG:HD3	2.07	0.55
34:D8:2:PRO:O	34:D8:3:LYS:HB3	2.06	0.55
36:DA:637:A:H4'	36:DA:638:G:O5'	2.05	0.55
36:DA:747:U:H2'	55:DW:88:ARG:HH21	1.70	0.55
36:DA:1388:G:C2'	36:DA:1389:G:H5'	2.36	0.55
36:DA:1762:A:H8	36:DA:1762:A:O5'	1.90	0.55
36:DA:2064:C:H2'	36:DA:2065:C:C6	2.41	0.55
36:DA:2302:G:H2'	36:DA:2303:G:H5'	1.89	0.55
36:DA:2822:G:O6	50:DR:4:LEU:HD23	2.05	0.55
40:DE:64:LYS:C	40:DE:66:HIS:N	2.60	0.55
41:DF:181:LEU:HD11	41:DF:186:ILE:HD11	1.88	0.55
45:DJ:57:UNK:O	45:DJ:58:UNK:CB	2.55	0.55
47:DO:10:VAL:HG21	47:DO:16:ALA:O	2.06	0.55
47:DO:105:GLU:HA	47:DO:108:GLU:OE2	2.06	0.55
50:DR:9:LYS:O	50:DR:10:LEU:HD23	2.05	0.55
51:DS:24:LEU:HB3	51:DS:85:VAL:CB	2.36	0.55
57:DY:28:LYS:CA	57:DY:38:ILE:HG22	2.34	0.55
1:AA:265:G:O3'	17:AQ:66:SER:HA	2.06	0.55
1:AA:523:A:N1	12:AL:92:ASP:HB2	2.21	0.55
2:AB:25:ASN:O	2:AB:27:LYS:N	2.40	0.55
2:AB:60:ASP:HB3	2:AB:64:ARG:NH2	2.22	0.55
4:AD:25:ARG:C	4:AD:27:TYR:H	2.09	0.55
4:AD:28:SER:HB2	4:AD:29:PRO:CD	2.36	0.55
4:AD:177:ASP:HB3	4:AD:182:LYS:HB2	1.89	0.55
5:AE:150:ARG:HG2	5:AE:151:LEU:HD23	1.87	0.55
8:AH:103:VAL:CG2	8:AH:110:ALA:HB2	2.37	0.55
9:AI:3:GLN:HG2	9:AI:20:ARG:HG2	1.89	0.55
13:AM:88:ARG:HG2	13:AM:88:ARG:HH11	1.71	0.55
19:AS:64:GLU:O	19:AS:66:MET:N	2.38	0.55
27:B1:11:ARG:CB	27:B1:12:PRO:HD2	2.36	0.55
27:B1:48:LYS:NZ	27:B1:61:ARG:HD3	2.22	0.55
34:B8:48:PHE:O	34:B8:49:VAL:CG2	2.53	0.55
36:BA:7:G:H2'	36:BA:8:A:C8	2.41	0.55
36:BA:30:G:H2'	36:BA:31:C:C6	2.42	0.55
36:BA:1496:A:C8	36:BA:1577:C:O2'	2.58	0.55
36:BA:1614:A:N1	55:BW:91:GLY:HA2	2.22	0.55

Continued on next page...

Continued from previous page...

Atom-1	Atom-2	Interatomic distance (Å)	Clash overlap (Å)
36:BA:1983:C:O2'	36:BA:1984:G:H5'	2.07	0.55
36:BA:2100:G:H2'	36:BA:2101:G:C5'	2.35	0.55
39:BD:161:THR:O	39:BD:162:SER:HB3	2.06	0.55
42:BG:5:VAL:HG12	42:BG:6:ALA:N	2.20	0.55
42:BG:110:ALA:O	42:BG:111:LEU:C	2.45	0.55
44:BI:130:TYR:HD1	44:BI:131:LYS:N	1.92	0.55
50:BR:54:LEU:HD23	50:BR:66:VAL:CG2	2.37	0.55
52:BT:13:ARG:HH12	52:BT:15:VAL:HG22	1.71	0.55
57:BY:6:HIS:CE1	57:BY:32:PRO:HB3	2.42	0.55
57:BY:100:ALA:O	57:BY:101:LYS:HB2	2.06	0.55
58:BZ:179:ASP:OD1	58:BZ:181:GLU:HB2	2.06	0.55
1:CA:946:A:H2'	1:CA:947:G:C8	2.40	0.55
1:CA:972:C:H2'	10:CJ:55:LYS:HG2	1.87	0.55
1:CA:1378:C:H5	1:CA:1379:G:C8	2.24	0.55
2:CB:163:PHE:HD1	2:CB:185:ILE:HG13	1.70	0.55
2:CB:204:ASN:HD22	2:CB:204:ASN:C	2.07	0.55
3:CC:134:ILE:CD1	3:CC:153:VAL:HG23	2.33	0.55
4:CD:81:GLU:O	4:CD:84:LYS:HB2	2.06	0.55
4:CD:101:LEU:HD23	4:CD:121:VAL:CG1	2.37	0.55
5:CE:107:ARG:C	5:CE:109:ILE:H	2.10	0.55
12:CL:28:LYS:C	12:CL:30:ALA:H	2.09	0.55
12:CL:53:ARG:N	12:CL:53:ARG:HD2	2.21	0.55
18:CR:35:ARG:C	18:CR:37:VAL:H	2.09	0.55
20:CT:38:LYS:C	20:CT:40:ALA:N	2.60	0.55
23:CV:14:A:C2	23:CV:15:G:H1'	2.40	0.55
30:D4:10:VAL:CG1	30:D4:11:PRO:HD2	2.30	0.55
32:D6:5:VAL:HG13	32:D6:7:ILE:N	2.20	0.55
36:DA:654(P):C:H2'	36:DA:654(Q):C:H5'	1.88	0.55
36:DA:979:G:H3'	36:DA:980:A:C5'	2.37	0.55
36:DA:1332:G:C8	36:DA:1332:G:H5''	2.41	0.55
36:DA:2183:C:H2'	36:DA:2184:G:C8	2.40	0.55
37:DB:7:G:H3'	37:DB:8:U:C5'	2.24	0.55
40:DE:54:GLN:O	40:DE:55:ASN:HB2	2.06	0.55
42:DG:71:THR:HB	42:DG:89:GLY:CA	2.36	0.55
47:DO:23:ARG:HG3	47:DO:24:VAL:N	2.20	0.55
53:DU:13:LYS:HE2	53:DU:13:LYS:CA	2.36	0.55
55:DW:5:ALA:HB1	55:DW:50:VAL:HG23	1.87	0.55
58:DZ:48:PHE:CE2	58:DZ:71:VAL:HG21	2.41	0.55
1:AA:746:A:O2'	1:AA:747:C:H5'	2.06	0.55
1:AA:1201:A:H1'	1:AA:1202:G:OP2	2.07	0.55
2:AB:167:PRO:CD	2:AB:188:ALA:HB2	2.36	0.55

Continued on next page...

Continued from previous page...

Atom-1	Atom-2	Interatomic distance (Å)	Clash overlap (Å)
3:AC:8:ILE:C	3:AC:10:PHE:H	2.07	0.55
4:AD:22:LYS:HB2	4:AD:26:CYS:HB2	1.88	0.55
4:AD:79:PHE:HD1	4:AD:79:PHE:O	1.90	0.55
4:AD:129:ASN:ND2	4:AD:145:GLU:N	2.51	0.55
4:AD:129:ASN:HD21	4:AD:145:GLU:N	1.99	0.55
9:AI:126:SER:O	9:AI:127:LYS:HB3	2.07	0.55
10:AJ:98:ILE:HD12	10:AJ:98:ILE:N	2.21	0.55
11:AK:104:GLN:O	11:AK:106:LYS:N	2.39	0.55
24:AX:20:A2M:H1'	24:AX:21:A2M:C5'	2.37	0.55
24:AX:23:A:OP2	24:AX:23:A:H8	1.88	0.55
25:AZ:112:ASP:CG	25:AZ:113:TYR:N	2.60	0.55
31:B5:3:LYS:HZ1	31:B5:5:PRO:HB2	1.70	0.55
31:B5:51:TYR:CZ	31:B5:52:TYR:CD2	2.94	0.55
32:B6:5:VAL:HG11	32:B6:7:ILE:HG22	1.88	0.55
36:BA:845:G:H21	36:BA:933:A:H61	1.52	0.55
36:BA:1047:G:H21	36:BA:1111:A:H62	1.52	0.55
36:BA:1332:G:H5''	36:BA:1332:G:C8	2.40	0.55
36:BA:1810:A:H2'	36:BA:1811:G:O4'	2.05	0.55
36:BA:2219:G:O2'	36:BA:2220:G:H5'	2.07	0.55
37:BB:80:U:H2'	37:BB:81:G:H21	1.71	0.55
43:BH:66:GLY:HA2	43:BH:69:ARG:CG	2.32	0.55
44:BI:69:LYS:HG3	44:BI:136:VAL:CB	2.37	0.55
44:BI:71:ILE:O	44:BI:75:LEU:HD13	2.06	0.55
48:BP:24:GLY:O	48:BP:25:SER:CB	2.54	0.55
48:BP:101:VAL:HG23	48:BP:102:ARG:N	2.21	0.55
51:BS:24:LEU:HB3	51:BS:85:VAL:CB	2.37	0.55
53:BU:65:ILE:HG12	53:BU:96:ALA:HB1	1.88	0.55
53:BU:97:ASP:OD2	53:BU:101:ARG:NH1	2.39	0.55
58:BZ:28:MET:CE	58:BZ:59:LEU:HD13	2.36	0.55
58:BZ:79:ARG:O	58:BZ:80:ARG:CB	2.54	0.55
1:CA:78:G:H1	1:CA:91:C:H42	1.52	0.55
1:CA:333:G:H4'	20:CT:16:HIS:CE1	2.42	0.55
1:CA:1060:C:H4'	10:CJ:52:GLY:H	1.71	0.55
1:CA:1309:G:H5'	1:CA:1309:G:C8	2.38	0.55
1:CA:1447:A:N3	1:CA:1447:A:H2'	2.21	0.55
1:CA:1497:G:C2'	1:CA:1498:U:H5'	2.36	0.55
2:CB:88:ALA:HB2	2:CB:219:VAL:CG1	2.32	0.55
3:CC:14:ILE:O	3:CC:16:ARG:N	2.40	0.55
4:CD:39:PRO:O	4:CD:44:GLY:HA3	2.06	0.55
7:CG:26:PHE:CZ	7:CG:30:ILE:HD11	2.40	0.55
7:CG:28:ASN:O	7:CG:31:MET:HB3	2.06	0.55

Continued on next page...

Continued from previous page...

Atom-1	Atom-2	Interatomic distance (Å)	Clash overlap (Å)
9:CI:9:ARG:HG2	9:CI:14:VAL:HG22	1.87	0.55
12:CL:27:LEU:HD23	12:CL:62:SER:OG	2.07	0.55
15:CO:17:ARG:HG3	15:CO:17:ARG:NH1	2.19	0.55
34:D8:26:LYS:HZ1	34:D8:47:LYS:HD3	1.69	0.55
36:DA:271(U):G:O2'	36:DA:271(V):G:H5'	2.05	0.55
36:DA:654(N):G:H2'	36:DA:654(O):G:H5'	1.88	0.55
36:DA:1550:C:H2'	36:DA:1551:C:H6	1.72	0.55
36:DA:1926:U:H2'	36:DA:1928:A:OP2	2.06	0.55
36:DA:2875:C:O2'	52:DT:5:ALA:HB3	2.07	0.55
37:DB:80:U:H2'	37:DB:81:G:H21	1.72	0.55
38:DC:51:ASP:HB3	38:DC:57:GLN:OE1	2.07	0.55
39:DD:227:ASN:HB3	39:DD:228:PRO:CD	2.37	0.55
40:DE:25:VAL:CG1	40:DE:181:LEU:HD12	2.37	0.55
41:DF:9:ILE:O	41:DF:128:ALA:HB2	2.07	0.55
44:DI:91:SER:CA	44:DI:121:LYS:HZ2	2.20	0.55
46:DN:55:VAL:HG11	46:DN:126:PRO:HB3	1.87	0.55
48:DP:30:THR:HG22	48:DP:31:ALA:N	2.15	0.55
58:DZ:139:VAL:HG12	58:DZ:141:VAL:HG22	1.88	0.55
58:DZ:162:GLU:N	58:DZ:162:GLU:OE1	2.39	0.55
1:AA:460:G:O6	1:AA:470:C:H5''	2.06	0.55
1:AA:667:G:H4'	15:AO:51:HIS:CE1	2.41	0.55
1:AA:1112:C:H1'	3:AC:179:ARG:HD2	1.88	0.55
8:AH:44:PHE:HA	8:AH:79:VAL:CG1	2.36	0.55
8:AH:51:VAL:HG11	8:AH:60:ARG:CD	2.34	0.55
11:AK:59:TYR:CE1	11:AK:63:LEU:HD21	2.42	0.55
23:AW:8:U:H3	23:AW:14:A:H62	1.55	0.55
25:AY:61:THR:O	25:AY:62:GLU:HB2	2.07	0.55
26:B0:26:TYR:HE2	36:BA:857:C:C1'	2.18	0.55
27:B1:25:LYS:HG3	36:BA:388:G:OP1	2.06	0.55
31:B5:6:VAL:HG13	31:B5:7:PRO:HD2	1.89	0.55
36:BA:492:A:H2'	36:BA:493:G:O4'	2.07	0.55
36:BA:530:G:C5	36:BA:2022:U:H5''	2.42	0.55
36:BA:1336:A:P	56:BX:64:LYS:HZ1	2.29	0.55
36:BA:1542:A:C8	36:BA:1542:A:C3'	2.87	0.55
36:BA:1910:G:O2'	36:BA:1911:U:H5'	2.06	0.55
36:BA:2036:C:H6	36:BA:2036:C:C5'	2.16	0.55
36:BA:2123:G:H2'	36:BA:2124:G:C8	2.42	0.55
36:BA:2155:G:C2'	36:BA:2156:G:H5'	2.37	0.55
36:BA:2464:C:O2'	36:BA:2465:C:P	2.64	0.55
39:BD:31:LYS:O	39:BD:33:LEU:N	2.39	0.55
40:BE:101:ARG:HH11	40:BE:171:GLU:N	2.05	0.55

Continued on next page...

Continued from previous page...

Atom-1	Atom-2	Interatomic distance (Å)	Clash overlap (Å)
40:BE:119:ARG:HG2	40:BE:160:TYR:HB2	1.87	0.55
40:BE:195:LEU:HD12	40:BE:196:VAL:N	2.22	0.55
43:BH:17:VAL:HG13	43:BH:24:VAL:CG2	2.36	0.55
44:BI:1:MET:HG3	44:BI:23:PRO:HG3	1.89	0.55
44:BI:49:ALA:HA	44:BI:52:ARG:NH2	2.06	0.55
44:BI:127:VAL:HG22	44:BI:139:GLN:HG3	1.88	0.55
46:BN:26:LEU:O	46:BN:30:ILE:HG13	2.06	0.55
48:BP:101:VAL:C	48:BP:103:ALA:H	2.10	0.55
53:BU:113:ALA:C	53:BU:115:ALA:H	2.10	0.55
55:BW:29:LEU:HD12	55:BW:29:LEU:O	2.06	0.55
56:BX:89:ILE:O	56:BX:93:GLU:HG2	2.06	0.55
57:BY:14:LEU:HD12	57:BY:23:ARG:H	1.72	0.55
1:CA:57:G:H2'	1:CA:58:C:C6	2.40	0.55
1:CA:78:G:H1	1:CA:91:C:N4	2.05	0.55
1:CA:237:C:H5''	17:CQ:25:ARG:NH1	2.22	0.55
1:CA:709:G:H2'	1:CA:710:G:H8	1.72	0.55
1:CA:881:G:OP2	12:CL:12:ARG:NH2	2.39	0.55
1:CA:1112:C:H1'	3:CC:179:ARG:HD2	1.88	0.55
1:CA:1227:A:OP2	13:CM:111:LYS:HE3	2.07	0.55
3:CC:60:ALA:O	3:CC:61:ALA:HB2	2.07	0.55
11:CK:79:SER:HB2	11:CK:106:LYS:CD	2.30	0.55
13:CM:105:THR:O	13:CM:106:ASN:O	2.24	0.55
30:D4:5:ILE:HD13	30:D4:5:ILE:N	2.21	0.55
31:D5:41:PRO:HG2	31:D5:44:THR:OG1	2.07	0.55
31:D5:43:HIS:CD2	36:DA:2815:C:O2'	2.58	0.55
35:D9:11:CYS:SG	35:D9:32:HIS:ND1	2.79	0.55
36:DA:414:C:H4'	36:DA:1879:C:O2	2.06	0.55
36:DA:529:A:H62	36:DA:2041:U:H3	1.53	0.55
36:DA:898:C:H2'	36:DA:899:A:O4'	2.06	0.55
36:DA:1495:A:N3	36:DA:1495:A:H2'	2.22	0.55
36:DA:2732:G:H3'	36:DA:2733:A:H5'	1.87	0.55
37:DB:50:G:P	51:DS:63:THR:HG23	2.47	0.55
41:DF:192:LEU:CD2	41:DF:194:MET:HG3	2.37	0.55
42:DG:5:VAL:HB	42:DG:104:GLU:OE2	2.06	0.55
42:DG:98:ARG:N	42:DG:98:ARG:HD3	2.21	0.55
43:DH:41:MET:HE2	43:DH:43:VAL:CG1	2.36	0.55
48:DP:17:LYS:O	48:DP:19:VAL:N	2.40	0.55
51:DS:77:ALA:C	51:DS:79:ALA:H	2.09	0.55
51:DS:106:ARG:O	51:DS:107:GLU:HB3	2.07	0.55
58:DZ:10:ARG:NE	58:DZ:36:LYS:HB2	2.20	0.55
58:DZ:18:LEU:HA	58:DZ:23:LYS:HG3	1.88	0.55

Continued on next page...

Continued from previous page...

Atom-1	Atom-2	Interatomic distance (Å)	Clash overlap (Å)
1:AA:975:A:H8	1:AA:975:A:H5'	1.71	0.55
1:AA:1064:G:H21	1:AA:1190:G:H2'	1.71	0.55
2:AB:60:ASP:HB3	2:AB:64:ARG:HH21	1.71	0.55
3:AC:112:SER:HA	3:AC:183:ASP:OD2	2.06	0.55
4:AD:129:ASN:HD22	4:AD:129:ASN:N	2.03	0.55
8:AH:6:ILE:H	8:AH:6:ILE:HD12	1.72	0.55
19:AS:39:THR:OG1	19:AS:70:LYS:HE2	2.06	0.55
22:AV:20:U:C2'	22:AV:21:A:C5'	2.81	0.55
23:AW:59:A:C2'	23:AW:60:U:H5'	2.35	0.55
25:AZ:104:ILE:HG13	25:AZ:176:LEU:HG	1.89	0.55
29:B3:54:VAL:HG12	29:B3:55:ARG:N	2.22	0.55
36:BA:1047:G:N2	36:BA:1111:A:N6	2.54	0.55
36:BA:1170:G:H1	36:BA:1179:C:N4	2.03	0.55
37:BB:31:C:H5''	37:BB:32:C:H5	1.71	0.55
39:BD:28:GLU:N	39:BD:29:PRO:HD2	2.18	0.55
43:BH:124:GLU:HB2	43:BH:132:ARG:CG	2.37	0.55
44:BI:3:VAL:HG13	44:BI:37:VAL:O	2.07	0.55
48:BP:111:ARG:HG3	48:BP:111:ARG:NH1	2.15	0.55
52:BT:88:ILE:HG22	52:BT:89:VAL:HG22	1.87	0.55
3:CC:134:ILE:CG2	3:CC:168:ALA:HB3	2.36	0.55
9:CI:4:TYR:CE2	9:CI:88:TYR:HB2	2.41	0.55
15:CO:25:THR:HG21	15:CO:70:LEU:HD12	1.88	0.55
20:CT:26:ASN:O	20:CT:30:LYS:HB2	2.06	0.55
25:CZ:52:LEU:HB3	25:CZ:55:PHE:HB2	1.88	0.55
27:D1:81:LYS:HG3	36:DA:271(H):G:H4'	1.87	0.55
36:DA:476:G:H4'	36:DA:502:A:N1	2.21	0.55
36:DA:556:G:H2'	36:DA:557:U:C6	2.41	0.55
36:DA:706:A:H2'	36:DA:707:G:O4'	2.07	0.55
36:DA:1223:G:H5'	36:DA:1224:C:OP2	2.07	0.55
36:DA:1541:G:H4'	36:DA:1542:A:H5''	1.89	0.55
36:DA:2201:C:H2'	36:DA:2202:C:H6	1.72	0.55
36:DA:2772:C:H2'	36:DA:2773:C:H6	1.72	0.55
39:DD:166:GLN:HE21	39:DD:166:GLN:HA	1.72	0.55
41:DF:4:VAL:HA	41:DF:19:GLU:HB3	1.88	0.55
42:DG:37:VAL:HG23	42:DG:158:ALA:O	2.07	0.55
43:DH:136:ILE:N	43:DH:136:ILE:CD1	2.70	0.55
44:DI:127:VAL:C	44:DI:128:LEU:HD22	2.26	0.55
47:DO:102:VAL:HB	47:DO:106:LEU:HD12	1.89	0.55
48:DP:41:ARG:HB3	48:DP:41:ARG:NH1	2.20	0.55
48:DP:58:THR:O	48:DP:61:ARG:CZ	2.54	0.55
48:DP:105:LEU:H	48:DP:105:LEU:HD12	1.70	0.55

Continued on next page...

Continued from previous page...

Atom-1	Atom-2	Interatomic distance (Å)	Clash overlap (Å)
50:DR:54:LEU:HD23	50:DR:66:VAL:CG2	2.37	0.55
51:DS:13:ARG:CG	51:DS:14:VAL:H	2.09	0.55
54:DV:28:GLU:HB3	54:DV:29:PRO:HD2	1.89	0.55
55:DW:5:ALA:O	55:DW:6:ILE:HB	2.06	0.55
56:DX:89:ILE:O	56:DX:93:GLU:HG2	2.07	0.55
57:DY:88:LYS:HZ2	57:DY:93:GLY:CA	2.19	0.55
58:DZ:133:ILE:O	58:DZ:135:GLU:N	2.39	0.55
58:DZ:184:ALA:O	58:DZ:186:GLU:N	2.33	0.55
1:AA:300:A:H1'	1:AA:565:U:O2	2.07	0.55
1:AA:1073:U:H3	1:AA:1102:A:H61	1.55	0.55
1:AA:1118:C:H5'	9:AI:104:ARG:HD2	1.89	0.55
1:AA:1134:G:C2'	1:AA:1135:U:H5'	2.37	0.55
1:AA:1190:G:OP1	3:AC:4:LYS:HA	2.07	0.55
1:AA:1346:A:H5''	9:AI:120:ARG:NH1	2.14	0.55
1:AA:1404:C:H2'	1:AA:1405:G:C8	2.41	0.55
1:AA:1477:C:O2'	1:AA:1478:C:H5'	2.06	0.55
2:AB:91:PRO:HG2	2:AB:155:LEU:HB2	1.89	0.55
4:AD:79:PHE:CE2	4:AD:207:TYR:HB2	2.42	0.55
7:AG:29:LYS:HB2	7:AG:105:VAL:HG21	1.89	0.55
8:AH:38:ILE:HD11	8:AH:118:VAL:O	2.07	0.55
8:AH:86:ILE:HG22	8:AH:87:SER:N	2.22	0.55
11:AK:54:ARG:O	11:AK:57:THR:CG2	2.53	0.55
18:AR:44:LEU:HD11	18:AR:70:ILE:HG21	1.87	0.55
21:AU:6:ARG:CD	21:AU:15:ARG:HH12	2.20	0.55
25:AZ:164:HIS:HB3	25:AZ:180:CYS:O	2.07	0.55
34:B8:16:ILE:O	34:B8:16:ILE:HG23	2.05	0.55
36:BA:639:U:H2'	36:BA:640:C:C6	2.41	0.55
36:BA:1028:A:H2'	36:BA:1029:A:C8	2.41	0.55
36:BA:1264:G:H3'	36:BA:1265:A:H5''	1.87	0.55
36:BA:1603:A:H5'	36:BA:1603:A:H8	1.72	0.55
36:BA:1784:A:H4'	36:BA:1785:A:O5'	2.07	0.55
36:BA:2262:U:H4'	36:BA:2328:A:C2	2.42	0.55
36:BA:2442:C:H2'	36:BA:2443:C:H6	1.70	0.55
36:BA:2777:G:H5''	36:BA:2778:A:C5'	2.37	0.55
39:BD:10:THR:HG23	39:BD:11:PRO:O	2.07	0.55
39:BD:34:VAL:O	39:BD:64:ILE:CG2	2.48	0.55
41:BF:9:ILE:O	41:BF:128:ALA:HB2	2.07	0.55
41:BF:102:PRO:HB2	41:BF:105:VAL:HG23	1.86	0.55
44:BI:67:ARG:HG2	44:BI:67:ARG:NH1	2.22	0.55
44:BI:92:VAL:CG1	44:BI:97:ILE:HD11	2.34	0.55
48:BP:47:ASP:HB3	48:BP:48:PRO:HA	1.89	0.55

Continued on next page...

Continued from previous page...

Atom-1	Atom-2	Interatomic distance (Å)	Clash overlap (Å)
58:BZ:81:ARG:HB2	58:BZ:81:ARG:NH1	2.22	0.55
1:CA:227:G:O2'	1:CA:228:A:H5'	2.06	0.55
1:CA:936:C:O2'	1:CA:937:A:H5'	2.06	0.55
1:CA:1169:A:H2'	1:CA:1170:A:H8	1.72	0.55
2:CB:100:GLY:O	2:CB:101:MET:C	2.44	0.55
4:CD:177:ASP:HB3	4:CD:182:LYS:HB2	1.88	0.55
5:CE:79:GLU:HG3	5:CE:93:PRO:HD2	1.89	0.55
11:CK:34:ASP:HB2	11:CK:35:PRO:CD	2.36	0.55
23:CW:48:C:C2	23:CW:59:A:H1'	2.42	0.55
26:D0:25:ARG:HA	26:D0:29:GLN:HE22	1.72	0.55
32:D6:5:VAL:CG1	32:D6:7:ILE:HG22	2.36	0.55
36:DA:185:U:H2'	36:DA:186:G:C8	2.42	0.55
36:DA:335:C:H2'	36:DA:336:C:H6	1.72	0.55
37:DB:6:C:H42	37:DB:115:G:H1	1.54	0.55
37:DB:23:G:H2'	37:DB:24:G:C5	2.42	0.55
50:DR:63:ARG:HH11	50:DR:63:ARG:HB2	1.71	0.55
53:DU:65:ILE:HG12	53:DU:96:ALA:HB1	1.89	0.55
57:DY:30:VAL:HG12	57:DY:31:LEU:H	1.71	0.55
58:DZ:168:GLU:O	58:DZ:169:GLU:C	2.46	0.55
1:AA:1234:C:H1'	1:AA:1364:U:O2	2.06	0.55
6:AF:97:PHE:O	18:AR:31:LEU:HD23	2.06	0.55
17:AQ:58:GLU:HB2	17:AQ:74:LEU:HB3	1.89	0.55
24:AX:21:A2M:P	25:AY:65:ARG:NH1	2.80	0.55
26:B0:70:GLN:NE2	26:B0:80:HIS:NE2	2.55	0.55
30:B4:20:ASN:HD22	30:B4:21:VAL:H	1.53	0.55
30:B4:39:CYS:O	30:B4:39:CYS:SG	2.65	0.55
33:B7:35:ARG:HG3	33:B7:42:LEU:HD11	1.88	0.55
34:B8:2:PRO:O	34:B8:3:LYS:HB3	2.07	0.55
35:B9:34:GLN:O	35:B9:35:ARG:HB2	2.06	0.55
36:BA:271(D):G:H1	36:BA:271(T):C:H42	1.53	0.55
37:BB:24:G:H4'	37:BB:25:A:C8	2.42	0.55
39:BD:232:PRO:HD2	39:BD:249:PRO:HA	1.88	0.55
42:BG:3:LEU:O	42:BG:4:ASP:HB3	2.06	0.55
51:BS:13:ARG:CG	51:BS:14:VAL:H	2.08	0.55
51:BS:89:ARG:HG2	51:BS:92:TYR:HA	1.88	0.55
51:BS:97:ARG:HG2	51:BS:97:ARG:O	2.06	0.55
53:BU:66:ASN:HB2	53:BU:76:TYR:HB2	1.89	0.55
56:BX:27:THR:HB	56:BX:80:ILE:HB	1.89	0.55
3:CC:6:HIS:ND1	14:CN:49:HIS:HB3	2.22	0.55
4:CD:3:ARG:NH1	4:CD:118:ARG:HD3	2.22	0.55
5:CE:40:ARG:HG2	5:CE:40:ARG:HH11	1.72	0.55

Continued on next page...

Continued from previous page...

Atom-1	Atom-2	Interatomic distance (Å)	Clash overlap (Å)
9:CI:118:LYS:O	9:CI:119:ALA:HB3	2.06	0.55
18:CR:37:VAL:HG23	18:CR:38:GLU:N	2.20	0.55
23:CW:13:C:O2'	23:CW:14:A:H8	1.89	0.55
25:CY:30:LEU:HA	25:CY:33:ASP:HB3	1.88	0.55
25:CY:65:ARG:HD3	25:CY:84:TYR:CZ	2.41	0.55
36:DA:654(A):G:C2'	36:DA:654(B):C:H5'	2.37	0.55
36:DA:780:G:H21	36:DA:783:A:H62	1.55	0.55
36:DA:1264:G:H3'	36:DA:1265:A:H5''	1.88	0.55
36:DA:1493:C:C4	36:DA:2206:G:O2'	2.60	0.55
36:DA:1747:G:H2'	36:DA:1747(A):G:H8	1.72	0.55
36:DA:2155:G:C2'	36:DA:2156:G:H5'	2.36	0.55
36:DA:2314:C:C5'	42:DG:38:VAL:HG11	2.35	0.55
36:DA:2314:C:OP1	42:DG:91:ARG:NH1	2.40	0.55
38:DC:28:ARG:HG3	38:DC:28:ARG:HH11	1.72	0.55
40:DE:101:ARG:HH11	40:DE:171:GLU:N	2.04	0.55
40:DE:195:LEU:HD12	40:DE:196:VAL:N	2.21	0.55
42:DG:55:LYS:C	42:DG:57:ALA:H	2.09	0.55
46:DN:31:ALA:O	46:DN:33:LEU:N	2.39	0.55
46:DN:46:VAL:HG13	46:DN:48:MET:HG3	1.88	0.55
46:DN:58:ASP:C	46:DN:60:ILE:N	2.61	0.55
49:DQ:1:MET:O	49:DQ:2:LEU:CB	2.53	0.55
50:DR:2:ARG:O	50:DR:3:HIS:C	2.44	0.55
50:DR:57:ARG:O	50:DR:59:ASP:N	2.37	0.55
1:AA:19:C:H2'	1:AA:20:U:H6	1.69	0.55
1:AA:769:G:H4'	1:AA:1513:A:H4'	1.89	0.55
1:AA:1084:G:H5'	1:AA:1102:A:OP2	2.07	0.55
1:AA:1378:C:H5	1:AA:1379:G:C8	2.25	0.55
3:AC:150:LYS:HA	3:AC:169:ALA:CB	2.37	0.55
4:AD:3:ARG:NH1	4:AD:118:ARG:HD3	2.21	0.55
11:AK:120:ARG:NH1	11:AK:126:ARG:CZ	2.70	0.55
12:AL:54:LYS:O	12:AL:70:ILE:HG13	2.06	0.55
13:AM:107:ALA:O	13:AM:109:THR:N	2.40	0.55
15:AO:38:ARG:HH11	15:AO:38:ARG:HG2	1.72	0.55
23:AW:69:C:H2'	23:AW:70:G:H8	1.72	0.55
25:AZ:139:PHE:HB3	25:AZ:168:TYR:HE2	1.71	0.55
27:B1:86:SER:OG	27:B1:89:GLU:HB2	2.07	0.55
32:B6:7:ILE:HA	32:B6:28:ARG:HD3	1.89	0.55
36:BA:346:A:H2'	36:BA:347:A:H5'	1.89	0.55
36:BA:654(A):G:C2'	36:BA:654(B):C:H5'	2.37	0.55
36:BA:858:U:O2	36:BA:2268:A:H2'	2.07	0.55
36:BA:1151:G:H5''	53:BU:81:HIS:CE1	2.42	0.55

Continued on next page...

Continued from previous page...

Atom-1	Atom-2	Interatomic distance (Å)	Clash overlap (Å)
36:BA:1328:G:H2'	36:BA:1330:C:C5	2.42	0.55
36:BA:1803:A:O3'	39:BD:259:THR:CG2	2.53	0.55
36:BA:2223:G:O2'	36:BA:2224:G:H5'	2.07	0.55
36:BA:2306:C:H5	36:BA:2307:G:H1'	1.72	0.55
36:BA:2692:C:H2'	36:BA:2693:A:H8	1.72	0.55
40:BE:179:GLU:HB3	40:BE:181:LEU:CD2	2.28	0.55
42:BG:111:LEU:HD22	42:BG:120:LEU:HD21	1.89	0.55
44:BI:74:ASN:C	44:BI:76:THR:H	2.09	0.55
46:BN:93:THR:O	46:BN:94:HIS:HB2	2.06	0.55
51:BS:15:ARG:HH11	51:BS:15:ARG:CB	2.03	0.55
51:BS:26:LEU:HA	51:BS:38:GLN:O	2.06	0.55
53:BU:92:ARG:HD2	54:BV:11:GLN:HB2	1.89	0.55
54:BV:45:THR:O	54:BV:46:VAL:HG12	2.07	0.55
58:BZ:10:ARG:HG2	58:BZ:11:GLU:N	2.21	0.55
58:BZ:102:LEU:HD11	58:BZ:124:ILE:CG2	2.34	0.55
58:BZ:168:GLU:HA	58:BZ:168:GLU:OE1	2.07	0.55
1:CA:19:C:H5''	5:CE:86:ALA:CB	2.37	0.55
1:CA:942:G:H21	9:CI:124:GLN:NE2	2.04	0.55
1:CA:1473:A:O2'	1:CA:1474:G:H5'	2.07	0.55
1:CA:1501:C:C5	1:CA:1504:G:C5	2.95	0.55
2:CB:142:LEU:HD23	2:CB:142:LEU:O	2.07	0.55
3:CC:36:ASP:OD1	3:CC:57:ILE:HG21	2.07	0.55
14:CN:44:LEU:C	14:CN:44:LEU:HD12	2.27	0.55
15:CO:38:ARG:HH11	15:CO:38:ARG:HG2	1.72	0.55
23:CV:47:U:H3'	23:CV:48:C:C5'	2.33	0.55
25:CZ:47:PRO:HD3	25:CZ:56:TRP:CZ3	2.42	0.55
32:D6:15:GLU:HG3	32:D6:47:THR:CG2	2.36	0.55
34:D8:33:ASN:O	34:D8:34:TRP:CB	2.55	0.55
36:DA:142:A:H8	36:DA:1595:G:H21	1.53	0.55
36:DA:271(D):G:H1	36:DA:271(T):C:H42	1.53	0.55
36:DA:996:A:H4'	53:DU:92:ARG:HE	1.70	0.55
36:DA:1278:A:H5''	50:DR:36:THR:HG22	1.89	0.55
36:DA:2306:C:H5	36:DA:2307:G:H1'	1.71	0.55
36:DA:2341:G:H2'	36:DA:2342:C:C6	2.42	0.55
38:DC:43:GLU:HA	38:DC:175:PRO:HA	1.89	0.55
39:DD:72:LYS:NZ	39:DD:99:ASP:OD2	2.40	0.55
39:DD:125:ILE:O	39:DD:126:GLN:HB3	2.07	0.55
39:DD:166:GLN:HE21	39:DD:166:GLN:N	2.05	0.55
39:DD:270:ILE:HD12	39:DD:270:ILE:O	2.06	0.55
42:DG:67:LYS:CG	42:DG:68:PRO:HD2	2.06	0.55
43:DH:9:ILE:O	43:DH:9:ILE:CG2	2.55	0.55

Continued on next page...

Continued from previous page...

Atom-1	Atom-2	Interatomic distance (Å)	Clash overlap (Å)
43:DH:10:PRO:HA	43:DH:49:VAL:HG12	1.89	0.55
43:DH:156:ALA:O	43:DH:157:TYR:C	2.45	0.55
49:DQ:27:VAL:HG13	49:DQ:105:GLU:OE2	2.07	0.55
58:DZ:30:ASN:ND2	58:DZ:90:VAL:O	2.40	0.55
58:DZ:61:LEU:HB3	58:DZ:63:ASP:OD1	2.07	0.55
58:DZ:119:GLU:HG3	58:DZ:122:ARG:HD3	1.89	0.55
1:AA:955:U:C1'	1:AA:1227:A:H61	2.20	0.54
1:AA:1064:G:N2	1:AA:1190:G:H2'	2.22	0.54
1:AA:1298:C:C4	7:AG:114:ARG:HD2	2.42	0.54
1:AA:1391:U:H2'	1:AA:1392:G:H8	1.70	0.54
2:AB:164:VAL:HG23	2:AB:186:ALA:HB2	1.90	0.54
4:AD:112:VAL:HG12	4:AD:116:GLN:OE1	2.07	0.54
5:AE:33:VAL:HG11	5:AE:109:ILE:HA	1.88	0.54
28:B2:3:LEU:HD12	36:BA:98:G:H5''	1.89	0.54
30:B4:11:PRO:O	30:B4:29:PRO:HG3	2.07	0.54
32:B6:43:CYS:O	32:B6:44:ARG:NH1	2.40	0.54
36:BA:176:G:C2'	36:BA:177:G:H5'	2.37	0.54
36:BA:1448:G:H1'	36:BA:1528:A:N6	2.22	0.54
36:BA:1675:C:O2	40:BE:129:HIS:HA	2.07	0.54
36:BA:2811:G:C4'	40:BE:61:ARG:HH21	2.20	0.54
37:BB:65:C:C2'	37:BB:66:A:H5'	2.36	0.54
39:BD:136:ILE:HG23	39:BD:137:PRO:HD2	1.90	0.54
42:BG:58:GLN:HG3	42:BG:59:GLU:H	1.72	0.54
44:BI:12:LEU:N	44:BI:12:LEU:HD23	2.22	0.54
51:BS:39:ILE:O	51:BS:47:THR:HG23	2.07	0.54
57:BY:9:LYS:O	57:BY:28:LYS:NZ	2.37	0.54
1:CA:1112:C:H1'	3:CC:179:ARG:CD	2.37	0.54
1:CA:1428:A:H2'	1:CA:1429:C:C6	2.42	0.54
3:CC:62:ASP:HA	3:CC:97:LYS:HG2	1.89	0.54
6:CF:68:PRO:HG3	6:CF:71:ARG:NH2	2.22	0.54
7:CG:120:ILE:H	7:CG:120:ILE:CD1	2.10	0.54
10:CJ:30:SER:CB	10:CJ:84:GLN:HE22	2.21	0.54
17:CQ:32:TYR:O	17:CQ:34:LYS:N	2.41	0.54
59:CX:18:G:C2'	59:CX:19:OMU:OP2	2.55	0.54
25:CY:12:ASP:HB3	25:CY:80:CYS:HB2	1.89	0.54
25:CY:27:ILE:O	25:CY:30:LEU:HD12	2.07	0.54
26:D0:60:PHE:N	26:D0:60:PHE:CD1	2.74	0.54
29:D3:40:THR:HG23	29:D3:43:ILE:HG12	1.89	0.54
30:D4:7:PRO:HG2	42:DG:62:LEU:HD12	1.89	0.54
32:D6:51:GLU:O	32:D6:52:VAL:HB	2.06	0.54
34:D8:50:LEU:HD12	34:D8:54:GLU:OE2	2.07	0.54

Continued on next page...

Continued from previous page...

Atom-1	Atom-2	Interatomic distance (Å)	Clash overlap (Å)
36:DA:1336:A:P	56:DX:64:LYS:HZ1	2.30	0.54
39:DD:131:LEU:HD12	39:DD:131:LEU:N	2.23	0.54
39:DD:172:TYR:CZ	39:DD:269:PHE:HE1	2.25	0.54
42:DG:7:LEU:O	42:DG:11:TYR:HB2	2.07	0.54
43:DH:124:GLU:HB2	43:DH:132:ARG:CG	2.37	0.54
43:DH:153:LYS:HD3	43:DH:153:LYS:N	2.16	0.54
44:DI:12:LEU:HD23	44:DI:12:LEU:N	2.22	0.54
44:DI:130:TYR:C	44:DI:135:GLU:HB2	2.28	0.54
50:DR:98:LEU:H	50:DR:113:LEU:HD23	1.72	0.54
51:DS:89:ARG:HG2	51:DS:92:TYR:HA	1.89	0.54
54:DV:35:LEU:C	54:DV:37:VAL:H	2.10	0.54
1:AA:59:A:C5'	1:AA:60:A:H5''	2.37	0.54
1:AA:256:U:H2'	1:AA:257:G:H8	1.71	0.54
1:AA:939:G:H5''	7:AG:102:ARG:NH1	2.22	0.54
1:AA:959:A:H2'	1:AA:960:U:H4'	1.88	0.54
1:AA:1493:A:C5	24:AX:20:A2M:HM'3	2.38	0.54
2:AB:70:PHE:HA	2:AB:163:PHE:O	2.07	0.54
2:AB:75:LYS:HA	2:AB:78:GLN:CG	2.36	0.54
9:AI:18:PHE:HD2	9:AI:62:TYR:HD2	1.55	0.54
10:AJ:11:PHE:O	10:AJ:68:HIS:HE1	1.89	0.54
32:B6:36:LEU:HD13	32:B6:50:ARG:HB3	1.89	0.54
35:B9:22:ARG:HH12	36:BA:2741:A:H5''	1.72	0.54
36:BA:779:U:P	39:BD:49:ILE:HG22	2.47	0.54
36:BA:916:G:O2'	36:BA:917:A:H5''	2.07	0.54
36:BA:1422:G:H1'	36:BA:1496:A:H62	1.72	0.54
36:BA:1642:G:O2'	36:BA:1643:G:H5'	2.07	0.54
49:BQ:35:VAL:HG23	49:BQ:101:ARG:O	2.07	0.54
51:BS:20:ARG:HG2	51:BS:20:ARG:HH11	1.71	0.54
54:BV:35:LEU:C	54:BV:37:VAL:H	2.10	0.54
55:BW:5:ALA:HB1	55:BW:50:VAL:HG23	1.87	0.54
58:BZ:120:ILE:HD12	58:BZ:170:THR:HG21	1.89	0.54
1:CA:141:A:H1'	1:CA:182:U:O2	2.07	0.54
1:CA:523:A:N1	12:CL:92:ASP:HB2	2.22	0.54
1:CA:599:C:O2'	1:CA:600:C:H5'	2.08	0.54
1:CA:877:C:OP1	8:CH:88:LYS:NZ	2.34	0.54
1:CA:997:U:H2'	1:CA:998:G:H8	1.71	0.54
1:CA:1190:G:OP1	3:CC:4:LYS:HA	2.07	0.54
2:CB:114:ARG:HH11	2:CB:118:LEU:HD21	1.72	0.54
2:CB:169:LYS:O	2:CB:169:LYS:HD3	2.08	0.54
6:CF:86:ARG:O	6:CF:87:ARG:CG	2.51	0.54
6:CF:97:PHE:O	18:CR:31:LEU:HD23	2.07	0.54

Continued on next page...

Continued from previous page...

Atom-1	Atom-2	Interatomic distance (Å)	Clash overlap (Å)
7:CG:29:LYS:HB2	7:CG:105:VAL:HG21	1.88	0.54
7:CG:99:LEU:O	7:CG:100:ALA:C	2.46	0.54
13:CM:16:ASP:HB3	13:CM:41:PRO:HB3	1.88	0.54
23:CV:59:A:C2'	23:CV:60:U:H5'	2.37	0.54
27:D1:3:LYS:HA	27:D1:3:LYS:CE	2.36	0.54
31:D5:44:THR:HA	50:DR:99:LYS:O	2.06	0.54
36:DA:110:G:O2'	36:DA:111:A:H5'	2.08	0.54
36:DA:1448:G:H1'	36:DA:1528:A:N6	2.23	0.54
36:DA:1496:A:C8	36:DA:1578:U:H1'	2.42	0.54
36:DA:1510:G:H2'	36:DA:1511:C:C6	2.42	0.54
36:DA:1530:C:H2'	36:DA:1531:C:C6	2.41	0.54
36:DA:2092:U:C4'	36:DA:2093:G:H5''	2.31	0.54
36:DA:2732:G:C2'	36:DA:2733:A:H5'	2.38	0.54
39:DD:39:LYS:HB2	39:DD:62:TYR:HB2	1.88	0.54
40:DE:30:PRO:O	40:DE:32:PRO:HD3	2.06	0.54
42:DG:29:TRP:HB3	42:DG:33:ARG:NH2	2.22	0.54
42:DG:159:VAL:HG12	42:DG:159:VAL:O	2.07	0.54
44:DI:102:SER:OG	44:DI:109:ILE:HD11	2.07	0.54
44:DI:114:LEU:O	44:DI:115:ALA:HB2	2.08	0.54
48:DP:126:VAL:HG13	48:DP:145:PRO:HB2	1.88	0.54
49:DQ:63:LYS:HD3	49:DQ:65:PHE:CZ	2.42	0.54
55:DW:73:ALA:HB3	55:DW:106:ILE:HD11	1.88	0.54
56:DX:64:LYS:NZ	56:DX:73:ARG:NH2	2.54	0.54
57:DY:7:VAL:HG21	57:DY:8:LYS:NZ	2.23	0.54
58:DZ:10:ARG:CD	58:DZ:36:LYS:HB2	2.36	0.54
58:DZ:70:LEU:CD1	58:DZ:91:LEU:HD21	2.37	0.54
58:DZ:100:VAL:HG12	58:DZ:101:PRO:HD2	1.89	0.54
1:AA:184:G:H2'	1:AA:185:A:C8	2.42	0.54
1:AA:987:G:H2'	1:AA:988:G:C8	2.43	0.54
2:AB:119:GLU:HA	2:AB:119:GLU:OE1	2.07	0.54
8:AH:30:ARG:HB3	8:AH:30:ARG:HH11	1.71	0.54
9:AI:63:ILE:HD11	9:AI:81:ILE:CD1	2.32	0.54
12:AL:82:VAL:N	12:AL:106:ASP:OD2	2.32	0.54
17:AQ:67:LYS:O	17:AQ:69:LYS:N	2.37	0.54
19:AS:42:PRO:HD3	30:B4:50:VAL:HG21	1.90	0.54
26:B0:14:ARG:HB2	26:B0:14:ARG:NH1	2.00	0.54
29:B3:43:ILE:O	29:B3:47:VAL:HG23	2.06	0.54
30:B4:12:ALA:CA	30:B4:29:PRO:HG3	2.36	0.54
36:BA:271(P):C:H5'	44:BI:46:ALA:HB2	1.88	0.54
36:BA:843:G:C2'	36:BA:844:C:H5'	2.36	0.54
36:BA:993:G:OP1	53:BU:50:ARG:NH1	2.40	0.54

Continued on next page...

Continued from previous page...

Atom-1	Atom-2	Interatomic distance (Å)	Clash overlap (Å)
36:BA:1316:U:H2'	36:BA:1317:A:H8	1.73	0.54
36:BA:1495:A:H2'	36:BA:1495:A:N3	2.23	0.54
36:BA:1510:G:H2'	36:BA:1511:C:C6	2.43	0.54
36:BA:1782:C:H1'	36:BA:2609:U:H5''	1.89	0.54
36:BA:1862:G:O2'	36:BA:1863:G:H5'	2.07	0.54
36:BA:2155:G:O2'	36:BA:2156:G:H5'	2.08	0.54
36:BA:2580:U:H5'	40:BE:131:ALA:CB	2.33	0.54
36:BA:2672:G:H2'	36:BA:2673:G:H5''	1.88	0.54
39:BD:182:LEU:HB2	39:BD:271:ILE:O	2.06	0.54
39:BD:227:ASN:HB3	39:BD:228:PRO:CD	2.38	0.54
46:BN:15:LEU:HD13	46:BN:16:ILE:H	1.69	0.54
56:BX:10:ALA:HB1	56:BX:11:PRO:HD2	1.89	0.54
58:BZ:11:GLU:N	58:BZ:11:GLU:OE2	2.41	0.54
58:BZ:112:ARG:O	58:BZ:112:ARG:HD3	2.08	0.54
1:CA:975:A:H8	1:CA:975:A:H5'	1.73	0.54
1:CA:1011:G:H22	1:CA:1018:C:N4	2.06	0.54
1:CA:1319:A:OP2	19:CS:5:LEU:HD23	2.07	0.54
1:CA:1347:G:C4	9:CI:107:ARG:NH2	2.76	0.54
1:CA:1434:A:H2'	1:CA:1435:G:O4'	2.08	0.54
5:CE:45:PHE:CE2	5:CE:47:LYS:HD2	2.41	0.54
6:CF:42:GLU:O	6:CF:42:GLU:HG2	2.07	0.54
12:CL:25:PRO:O	12:CL:27:LEU:HD13	2.08	0.54
12:CL:53:ARG:HH11	12:CL:53:ARG:HG2	1.72	0.54
12:CL:126:LYS:HA	12:CL:126:LYS:CE	2.37	0.54
36:DA:779:U:P	39:DD:49:ILE:HG22	2.47	0.54
36:DA:885:C:H1'	36:DA:892:G:H22	1.71	0.54
36:DA:1141:U:OP2	46:DN:63:THR:OG1	2.25	0.54
36:DA:1190:G:H5'	48:DP:35:HIS:N	2.22	0.54
36:DA:1332:G:N2	36:DA:1609:A:O2'	2.40	0.54
36:DA:1396:U:C2'	36:DA:1396:U:O2	2.55	0.54
36:DA:2537:U:H2'	36:DA:2538:C:H6	1.72	0.54
36:DA:2808:U:C2'	36:DA:2809:A:H5'	2.37	0.54
39:DD:10:THR:CG2	39:DD:13:ARG:HB2	2.34	0.54
41:DF:116:ASP:OD1	41:DF:119:ARG:NH2	2.39	0.54
51:DS:20:ARG:HA	51:DS:20:ARG:NE	2.23	0.54
52:DT:28:VAL:O	52:DT:29:ARG:CB	2.54	0.54
54:DV:19:LYS:HE2	54:DV:19:LYS:HA	1.88	0.54
54:DV:65:GLY:HA3	54:DV:91:TYR:CZ	2.43	0.54
55:DW:8:ARG:HG3	55:DW:8:ARG:HH11	1.71	0.54
58:DZ:130:PRO:O	58:DZ:132:ASN:N	2.41	0.54
58:DZ:168:GLU:HA	58:DZ:168:GLU:OE1	2.06	0.54

Continued on next page...

Continued from previous page...

Atom-1	Atom-2	Interatomic distance (Å)	Clash overlap (Å)
1:AA:88:A:H5''	1:AA:90:U:O2	2.07	0.54
1:AA:359:U:H2'	1:AA:360:A:C8	2.42	0.54
1:AA:618:C:H5'	1:AA:619:U:H5''	1.89	0.54
1:AA:1011:G:H22	1:AA:1018:C:H42	1.54	0.54
2:AB:119:GLU:HG2	2:AB:153:ARG:HH22	1.72	0.54
3:AC:103:VAL:CG1	3:AC:104:GLN:H	2.18	0.54
5:AE:41:VAL:HG23	5:AE:67:VAL:HG12	1.88	0.54
7:AG:145:ALA:O	7:AG:146:GLU:HB2	2.07	0.54
8:AH:84:ARG:O	8:AH:135:CYS:HB2	2.08	0.54
12:AL:70:ILE:HG23	12:AL:100:ILE:HD12	1.88	0.54
14:AN:26:ARG:HD2	14:AN:47:LEU:HD11	1.89	0.54
18:AR:52:PRO:O	18:AR:56:THR:HG23	2.08	0.54
25:AZ:159:ARG:O	25:AZ:159:ARG:HG2	2.05	0.54
27:B1:34:THR:HG22	27:B1:36:GLY:H	1.71	0.54
32:B6:52:VAL:HG22	32:B6:53:LYS:N	2.23	0.54
36:BA:271(G):C:O2'	36:BA:271(H):G:H5'	2.07	0.54
36:BA:570:G:H2'	36:BA:2030:A:C5	2.43	0.54
36:BA:1496:A:C8	36:BA:1578:U:H1'	2.42	0.54
36:BA:1847:A:H3'	36:BA:1848:A:H5'	1.88	0.54
38:BC:28:ARG:HH11	38:BC:28:ARG:HG3	1.72	0.54
39:BD:227:ASN:HB3	39:BD:228:PRO:HD2	1.88	0.54
41:BF:192:LEU:CD2	41:BF:194:MET:HG3	2.37	0.54
42:BG:118:ARG:HG2	42:BG:118:ARG:O	2.06	0.54
42:BG:138:GLN:NE2	42:BG:149:VAL:HG23	2.22	0.54
44:BI:126:TYR:HB2	44:BI:140:LEU:HD21	1.89	0.54
46:BN:55:VAL:CG1	46:BN:126:PRO:HB3	2.37	0.54
46:BN:96:GLU:HG2	46:BN:97:ARG:N	2.22	0.54
51:BS:16:ASN:C	51:BS:18:ILE:N	2.61	0.54
51:BS:38:GLN:CA	51:BS:73:LEU:HD11	2.37	0.54
55:BW:3:ALA:O	55:BW:106:ILE:HA	2.08	0.54
57:BY:7:VAL:CG2	57:BY:8:LYS:NZ	2.70	0.54
1:CA:963:G:H21	10:CJ:55:LYS:HD2	1.73	0.54
1:CA:1134:G:C2'	1:CA:1135:U:H5'	2.37	0.54
1:CA:1149:C:H2'	1:CA:1150:U:H6	1.72	0.54
2:CB:171:ALA:HA	2:CB:174:VAL:CG2	2.34	0.54
4:CD:79:PHE:O	4:CD:79:PHE:HD1	1.89	0.54
7:CG:57:GLU:O	7:CG:59:LEU:N	2.41	0.54
8:CH:89:PRO:HA	8:CH:92:ARG:NH1	2.19	0.54
9:CI:63:ILE:HG22	9:CI:64:THR:N	2.22	0.54
10:CJ:58:ASP:O	10:CJ:59:SER:C	2.45	0.54
23:CV:4:G:O2'	23:CV:5:G:O5'	2.25	0.54

Continued on next page...

Continued from previous page...

Atom-1	Atom-2	Interatomic distance (Å)	Clash overlap (Å)
23:CW:30:G:O2'	23:CW:31:G:H5'	2.08	0.54
25:CY:48:LEU:CD1	25:CY:52:LEU:HD13	2.33	0.54
34:D8:50:LEU:HA	34:D8:53:PRO:CD	2.37	0.54
36:DA:94:C:H5'	36:DA:94(A):G:OP2	2.07	0.54
36:DA:1464:C:O2'	36:DA:1528:A:H8	1.90	0.54
36:DA:1784:A:H4'	36:DA:1785:A:O5'	2.08	0.54
36:DA:1907:G:H2'	36:DA:1908:C:H6	1.72	0.54
38:DC:26:ALA:C	38:DC:28:ARG:H	2.11	0.54
41:DF:28:ILE:HD13	41:DF:28:ILE:N	2.20	0.54
42:DG:116:ASP:O	42:DG:117:PHE:CB	2.53	0.54
44:DI:77:LEU:CG	44:DI:79:ILE:HG12	2.37	0.54
44:DI:81:VAL:CG1	44:DI:143:SER:H	2.20	0.54
44:DI:108:THR:HG22	44:DI:109:ILE:N	2.20	0.54
46:DN:28:THR:HG22	46:DN:29:LYS:N	2.22	0.54
57:DY:66:PRO:O	57:DY:67:LEU:HB3	2.07	0.54
1:AA:407:G:O2'	4:AD:116:GLN:HG3	2.07	0.54
1:AA:826:C:H2'	1:AA:827:U:C6	2.42	0.54
1:AA:1237:C:O4'	1:AA:1334:G:N2	2.41	0.54
1:AA:1329:A:H2'	1:AA:1330:U:O4'	2.08	0.54
4:AD:22:LYS:HB2	4:AD:26:CYS:SG	2.47	0.54
4:AD:190:ASP:O	4:AD:194:LEU:HD23	2.08	0.54
9:AI:4:TYR:CE2	9:AI:88:TYR:HB2	2.42	0.54
9:AI:5:TYR:OH	9:AI:16:ARG:HG2	2.07	0.54
13:AM:97:PRO:C	13:AM:98:VAL:N	2.61	0.54
20:AT:69:GLY:O	20:AT:73:HIS:NE2	2.41	0.54
28:B2:3:LEU:HB2	36:BA:98:G:OP1	2.08	0.54
30:B4:28:LYS:HG3	30:B4:30:GLU:H	1.72	0.54
32:B6:51:GLU:O	32:B6:52:VAL:HB	2.05	0.54
34:B8:19:SER:HB2	34:B8:21:LYS:HE3	1.89	0.54
35:B9:16:VAL:HG12	35:B9:16:VAL:O	2.06	0.54
35:B9:22:ARG:HB2	35:B9:24:TYR:CE1	2.42	0.54
36:BA:414:C:H4'	36:BA:1879:C:O2	2.07	0.54
36:BA:1538:G:H2'	36:BA:1539:G:H8	1.68	0.54
36:BA:2312:U:OP1	42:BG:74:LYS:HD2	2.07	0.54
36:BA:2313:C:O4'	42:BG:40:ASN:OD1	2.24	0.54
36:BA:2485:G:H5''	49:BQ:46:GLN:NE2	2.22	0.54
37:BB:87:G:H2'	37:BB:88:C:H5''	1.89	0.54
38:BC:43:GLU:HA	38:BC:175:PRO:HA	1.90	0.54
39:BD:75:ILE:O	39:BD:118:VAL:HG23	2.07	0.54
39:BD:125:ILE:O	39:BD:126:GLN:HB3	2.08	0.54
42:BG:77:ILE:O	42:BG:80:PHE:N	2.31	0.54

Continued on next page...

Continued from previous page...

Atom-1	Atom-2	Interatomic distance (Å)	Clash overlap (Å)
48:BP:47:ASP:HB3	48:BP:48:PRO:O	2.07	0.54
48:BP:50:ARG:CG	48:BP:51:PHE:N	2.69	0.54
49:BQ:35:VAL:HG22	49:BQ:36:ALA:N	2.23	0.54
50:BR:9:LYS:O	50:BR:10:LEU:HD23	2.08	0.54
50:BR:55:ALA:HA	50:BR:80:PHE:HE1	1.70	0.54
52:BT:64:ARG:HH11	52:BT:64:ARG:CG	2.21	0.54
1:CA:106:C:H2'	1:CA:107:G:H8	1.73	0.54
1:CA:826:C:H2'	1:CA:827:U:C6	2.43	0.54
3:CC:8:ILE:C	3:CC:10:PHE:H	2.10	0.54
3:CC:77:ILE:HA	3:CC:84:ILE:HB	1.88	0.54
5:CE:65:ASN:O	5:CE:66:MET:HG2	2.07	0.54
9:CI:10:ARG:CZ	9:CI:105:ASP:HB2	2.38	0.54
11:CK:67:ASP:O	11:CK:71:LYS:HG3	2.07	0.54
12:CL:83:VAL:CG1	12:CL:100:ILE:HG23	2.37	0.54
19:CS:11:VAL:HG22	19:CS:16:LEU:CD1	2.38	0.54
20:CT:8:ARG:HH11	20:CT:8:ARG:HG3	1.72	0.54
25:CZ:12:ASP:OD1	25:CZ:13:TYR:N	2.41	0.54
31:D5:48:GLU:O	31:D5:49:CYS:SG	2.65	0.54
31:D5:49:CYS:O	31:D5:51:TYR:N	2.41	0.54
36:DA:192:C:H2'	36:DA:193:U:H5'	1.88	0.54
37:DB:31:C:H5''	37:DB:32:C:C5	2.42	0.54
39:DD:34:VAL:O	39:DD:64:ILE:CG2	2.49	0.54
39:DD:182:LEU:HB2	39:DD:271:ILE:O	2.08	0.54
39:DD:227:ASN:HB3	39:DD:228:PRO:HD2	1.89	0.54
42:DG:34:LEU:HA	42:DG:161:THR:OG1	2.08	0.54
42:DG:63:ILE:O	42:DG:63:ILE:HD12	2.08	0.54
42:DG:114:ILE:O	42:DG:115:ARG:C	2.46	0.54
44:DI:74:ASN:C	44:DI:76:THR:H	2.09	0.54
48:DP:32:THR:O	48:DP:33:ARG:HB3	2.07	0.54
48:DP:33:ARG:O	48:DP:34:GLY:C	2.45	0.54
48:DP:40:SER:C	48:DP:41:ARG:NE	2.61	0.54
53:DU:69:CYS:HB3	53:DU:106:PHE:HZ	1.72	0.54
53:DU:111:GLU:O	53:DU:115:ALA:HB2	2.08	0.54
58:DZ:11:GLU:O	58:DZ:36:LYS:NZ	2.25	0.54
1:AA:1125:U:H5''	1:AA:1126:U:C5	2.43	0.54
1:AA:1319:A:OP2	19:AS:5:LEU:HD23	2.08	0.54
1:AA:1423:G:H2'	1:AA:1424:C:H6	1.72	0.54
3:AC:106:VAL:O	3:AC:108:ASN:N	2.41	0.54
4:AD:9:CYS:SG	4:AD:22:LYS:CG	2.87	0.54
9:AI:8:GLY:O	9:AI:76:ALA:HB1	2.07	0.54
14:AN:59:ALA:O	14:AN:60:SER:HB3	2.07	0.54

Continued on next page...

Continued from previous page...

Atom-1	Atom-2	Interatomic distance (Å)	Clash overlap (Å)
30:B4:14:ILE:HG22	30:B4:16:CYS:N	2.23	0.54
36:BA:49:A:H5''	36:BA:51:G:O4'	2.08	0.54
36:BA:185:U:H2'	36:BA:186:G:C8	2.42	0.54
36:BA:299:A:OP1	57:BY:84:ARG:NH2	2.41	0.54
36:BA:2290:G:H22	36:BA:2343:C:H1'	1.71	0.54
36:BA:2305:A:N1	42:BG:43:LEU:HD22	2.23	0.54
36:BA:2753:A:O2'	36:BA:2754:U:H5'	2.08	0.54
39:BD:166:GLN:NE2	39:BD:166:GLN:HA	2.22	0.54
40:BE:60:ASN:C	40:BE:62:PRO:HD2	2.28	0.54
41:BF:32:LEU:O	41:BF:36:VAL:HG23	2.08	0.54
41:BF:67:GLN:O	41:BF:67:GLN:HG3	2.07	0.54
43:BH:10:PRO:O	43:BH:12:PRO:HD3	2.06	0.54
43:BH:25:LYS:HG2	43:BH:34:GLU:OE1	2.08	0.54
43:BH:37:VAL:HG12	43:BH:38:SER:H	1.72	0.54
52:BT:51:ARG:HD2	52:BT:62:THR:CG2	2.38	0.54
55:BW:29:LEU:O	55:BW:33:ARG:HG3	2.08	0.54
58:BZ:166:SER:OG	58:BZ:167:PRO:HA	2.07	0.54
1:CA:501:C:H2'	1:CA:502:G:C8	2.41	0.54
1:CA:620:C:H2'	1:CA:621:A:O4'	2.07	0.54
1:CA:1329:A:H2'	1:CA:1330:U:O4'	2.07	0.54
1:CA:1342:C:O2'	1:CA:1343:G:H5'	2.08	0.54
1:CA:1432:G:OP1	52:DT:108:ARG:HB3	2.07	0.54
2:CB:43:ASP:OD2	2:CB:46:LYS:HB2	2.08	0.54
2:CB:119:GLU:HG2	2:CB:153:ARG:HH22	1.72	0.54
5:CE:50:GLU:HB3	5:CE:53:LEU:HG	1.89	0.54
5:CE:64:ARG:HG3	5:CE:64:ARG:HH11	1.72	0.54
6:CF:83:ASP:N	6:CF:83:ASP:OD1	2.41	0.54
11:CK:59:TYR:CE1	11:CK:63:LEU:HD21	2.43	0.54
13:CM:79:LYS:HZ2	13:CM:79:LYS:CB	2.18	0.54
19:CS:44:MET:HA	19:CS:44:MET:HE3	1.89	0.54
36:DA:146:G:O2'	36:DA:147:U:H5'	2.08	0.54
36:DA:1107:G:H2'	36:DA:1108:U:O4'	2.07	0.54
36:DA:2123:G:H2'	36:DA:2124:G:C8	2.41	0.54
37:DB:65:C:C2'	37:DB:66:A:H5'	2.37	0.54
41:DF:125:LEU:HD23	41:DF:125:LEU:N	2.21	0.54
41:DF:178:PRO:HB2	41:DF:201:VAL:CG1	2.36	0.54
47:DO:90:GLN:O	47:DO:91:LEU:HB2	2.08	0.54
48:DP:38:GLN:CG	48:DP:39:LYS:H	2.03	0.54
51:DS:39:ILE:O	51:DS:47:THR:HG23	2.08	0.54
51:DS:99:LYS:O	51:DS:101:LEU:N	2.39	0.54
55:DW:40:ASN:O	55:DW:41:LYS:HG2	2.07	0.54

Continued on next page...

Continued from previous page...

Atom-1	Atom-2	Interatomic distance (Å)	Clash overlap (Å)
1:AA:160:A:H2'	1:AA:161:A:O4'	2.07	0.54
1:AA:472:A:O2'	16:AP:81:ARG:HA	2.07	0.54
1:AA:501:C:H2'	1:AA:502:G:C8	2.40	0.54
1:AA:711:G:O2'	1:AA:712:A:H5'	2.08	0.54
1:AA:1096:C:O2'	1:AA:1097:C:H5'	2.08	0.54
2:AB:12:GLU:C	2:AB:14:GLY:H	2.11	0.54
11:AK:87:THR:HG22	11:AK:88:GLY:N	2.18	0.54
12:AL:24:VAL:HG13	12:AL:98:TYR:HE1	1.66	0.54
12:AL:28:LYS:CB	12:AL:33:ARG:HH12	2.15	0.54
15:AO:25:THR:CG2	15:AO:70:LEU:HD12	2.37	0.54
24:AX:23:A:H3'	24:AX:23:A:P	2.48	0.54
36:BA:71:A:C8	36:BA:71:A:H5'	2.42	0.54
36:BA:335:C:H2'	36:BA:336:C:C6	2.42	0.54
36:BA:529:A:H62	36:BA:2041:U:H3	1.55	0.54
36:BA:773:U:H5'	39:BD:47:GLY:HA2	1.90	0.54
36:BA:811:U:H3'	48:BP:25:SER:HA	1.89	0.54
36:BA:884:C:H2'	36:BA:885:C:O4'	2.07	0.54
36:BA:910:A:C5	49:BQ:13:GLN:HG3	2.43	0.54
36:BA:979:G:H3'	36:BA:980:A:C5'	2.38	0.54
36:BA:1014:U:O2'	36:BA:1015:G:H5''	2.07	0.54
36:BA:1332:G:N2	36:BA:1609:A:O2'	2.41	0.54
36:BA:2552:U:O2	36:BA:2554:U:H5'	2.07	0.54
39:BD:35:LYS:NZ	39:BD:36:PRO:N	2.56	0.54
40:BE:176:ILE:HG22	40:BE:176:ILE:O	2.08	0.54
52:BT:106:SER:O	52:BT:107:ASP:CB	2.56	0.54
1:CA:824:C:H4'	8:CH:1:MET:H1	1.72	0.54
1:CA:977:A:C2'	1:CA:978:A:H5'	2.36	0.54
3:CC:32:LEU:HB3	3:CC:59:ARG:HH22	1.73	0.54
6:CF:68:PRO:HG3	6:CF:71:ARG:HH21	1.71	0.54
23:CW:62:C:H2'	23:CW:63:G:C8	2.43	0.54
29:D3:54:VAL:HG12	29:D3:55:ARG:N	2.22	0.54
31:D5:32:PRO:O	31:D5:34:PRO:HD3	2.07	0.54
36:DA:585:G:H2'	36:DA:1251:C:H42	1.71	0.54
36:DA:637:A:OP1	48:DP:133:SER:HB3	2.07	0.54
36:DA:773:U:H5'	39:DD:47:GLY:HA2	1.90	0.54
36:DA:1155:A:OP1	53:DU:55:ARG:HD2	2.08	0.54
36:DA:1188:U:C4'	54:DV:79:VAL:HG22	2.37	0.54
36:DA:1603:A:H5'	36:DA:1603:A:H8	1.72	0.54
36:DA:2192:G:C2'	36:DA:2193:G:H5'	2.37	0.54
36:DA:2552:U:C2	36:DA:2554:U:H5'	2.43	0.54
37:DB:49:C:OP1	51:DS:96:GLY:HA3	2.08	0.54

Continued on next page...

Continued from previous page...

Atom-1	Atom-2	Interatomic distance (Å)	Clash overlap (Å)
37:DB:87:G:C2'	37:DB:88:C:H5''	2.38	0.54
39:DD:71:ASP:CG	39:DD:103:ARG:HH22	2.10	0.54
41:DF:26:ALA:O	41:DF:27:GLU:HB2	2.07	0.54
44:DI:9:LEU:O	44:DI:13:GLY:N	2.40	0.54
44:DI:27:ARG:HH11	44:DI:27:ARG:HG3	1.73	0.54
48:DP:33:ARG:O	48:DP:35:HIS:O	2.25	0.54
51:DS:16:ASN:C	51:DS:18:ILE:N	2.61	0.54
53:DU:66:ASN:HB2	53:DU:76:TYR:HB2	1.88	0.54
57:DY:86:ARG:HD2	57:DY:88:LYS:HE3	1.89	0.54
58:DZ:27:VAL:HG12	58:DZ:85:HIS:CE1	2.43	0.54
1:AA:277:C:H2'	1:AA:278:G:H8	1.73	0.54
1:AA:826:C:H2'	1:AA:827:U:H6	1.72	0.54
1:AA:877:C:OP1	8:AH:88:LYS:NZ	2.35	0.54
1:AA:1118:C:N3	1:AA:1156:G:N2	2.56	0.54
10:AJ:100:THR:HG22	10:AJ:101:VAL:N	2.22	0.54
27:B1:53:VAL:CG2	27:B1:74:VAL:HG13	2.38	0.54
30:B4:34:GLU:HB2	42:BG:113:ARG:HD3	1.89	0.54
36:BA:52:A:O2'	36:BA:53:A:H5'	2.07	0.54
36:BA:302:C:H2'	36:BA:303:U:H6	1.73	0.54
36:BA:389:G:N1	48:BP:71:VAL:HG12	2.23	0.54
36:BA:2012:G:O3'	55:BW:96:ILE:HG13	2.08	0.54
37:BB:40:U:H3'	37:BB:41:U:H5''	1.89	0.54
38:BC:30:VAL:HG11	38:BC:42:VAL:CG2	2.38	0.54
39:BD:65:ILE:HD11	39:BD:67:PHE:CD2	2.42	0.54
39:BD:176:ARG:HA	39:BD:182:LEU:HD23	1.90	0.54
40:BE:30:PRO:O	40:BE:32:PRO:HD3	2.07	0.54
40:BE:44:TYR:O	40:BE:45:THR:CB	2.55	0.54
41:BF:192:LEU:HD22	41:BF:194:MET:HG3	1.90	0.54
42:BG:173:LEU:HB3	42:BG:178:PHE:CD2	2.43	0.54
47:BO:114:ILE:HD12	47:BO:114:ILE:N	2.21	0.54
53:BU:69:CYS:HB3	53:BU:106:PHE:HZ	1.71	0.54
58:BZ:29:TYR:N	58:BZ:29:TYR:CD1	2.73	0.54
1:CA:271:C:H2'	1:CA:272:C:H6	1.73	0.54
1:CA:650:G:O2'	1:CA:651:C:H5'	2.07	0.54
1:CA:731:G:OP1	1:CA:766:A:H1'	2.08	0.54
1:CA:933:G:OP2	7:CG:3:ARG:HB2	2.08	0.54
4:CD:22:LYS:HB2	4:CD:26:CYS:HB2	1.88	0.54
9:CI:28:VAL:HG12	9:CI:29:ASN:HD22	1.73	0.54
10:CJ:100:THR:HG22	10:CJ:101:VAL:N	2.22	0.54
23:CW:65:C:H2'	23:CW:66:C:C6	2.43	0.54
32:D6:5:VAL:HG11	32:D6:7:ILE:HG22	1.89	0.54

Continued on next page...

Continued from previous page...

Atom-1	Atom-2	Interatomic distance (Å)	Clash overlap (Å)
36:DA:144:C:H2'	36:DA:145:G:C8	2.43	0.54
36:DA:857:C:O2'	36:DA:858:U:H5'	2.08	0.54
36:DA:910:A:C5	49:DQ:13:GLN:HG3	2.43	0.54
36:DA:2290:G:H22	36:DA:2343:C:H1'	1.72	0.54
39:DD:10:THR:HG23	39:DD:11:PRO:O	2.07	0.54
40:DE:51:PHE:O	40:DE:74:PRO:HB3	2.07	0.54
41:DF:160:ASN:HD22	41:DF:160:ASN:C	2.11	0.54
42:DG:28:VAL:HB	42:DG:29:TRP:HD1	1.73	0.54
43:DH:30:LYS:HE3	43:DH:81:GLU:HG2	1.89	0.54
43:DH:37:VAL:HG12	43:DH:38:SER:H	1.73	0.54
43:DH:44:VAL:CG1	43:DH:45:VAL:N	2.71	0.54
47:DO:102:VAL:HG22	47:DO:121:VAL:HG22	1.90	0.54
52:DT:13:ARG:HH12	52:DT:15:VAL:HG22	1.73	0.54
56:DX:12:VAL:CG2	56:DX:27:THR:HG23	2.35	0.54
56:DX:26:TYR:OH	56:DX:88:LYS:HB2	2.08	0.54
58:DZ:97:GLU:N	58:DZ:97:GLU:OE1	2.40	0.54
58:DZ:127:LYS:HZ2	58:DZ:127:LYS:HB3	1.73	0.54
1:AA:1011:G:H22	1:AA:1018:C:N4	2.05	0.54
3:AC:113:ALA:HB2	3:AC:202:ILE:HG12	1.90	0.54
5:AE:10:MET:HA	5:AE:32:VAL:HA	1.89	0.54
9:AI:110:GLU:O	9:AI:111:ARG:O	2.25	0.54
10:AJ:4:ILE:HA	10:AJ:100:THR:OG1	2.08	0.54
13:AM:37:THR:O	13:AM:39:ILE:HG13	2.08	0.54
20:AT:45:GLN:CB	20:AT:91:LEU:HD13	2.38	0.54
20:AT:58:LYS:O	20:AT:62:LEU:HD12	2.08	0.54
25:AZ:168:TYR:HB3	25:AZ:175:LEU:HD11	1.89	0.54
28:B2:13:ALA:HA	28:B2:16:LEU:HD12	1.90	0.54
36:BA:435:C:H2'	36:BA:436:C:H5'	1.89	0.54
36:BA:535:C:O2'	36:BA:536:A:H5'	2.08	0.54
36:BA:1270:C:H5''	36:BA:1271:G:O5'	2.07	0.54
36:BA:1486:A:H2'	36:BA:1487:G:H8	1.73	0.54
36:BA:2062:A:C2'	36:BA:2063:C:H5'	2.38	0.54
36:BA:2189:U:H2'	36:BA:2190:G:C5'	2.38	0.54
36:BA:2505:G:O6	36:BA:2576:G:H2'	2.08	0.54
37:BB:30:C:H1'	37:BB:58:A:N1	2.23	0.54
39:BD:71:ASP:CG	39:BD:103:ARG:HH22	2.11	0.54
40:BE:101:ARG:HD3	40:BE:171:GLU:HA	1.89	0.54
41:BF:132:VAL:HG22	41:BF:133:ASN:ND2	2.23	0.54
43:BH:105:LEU:HD23	43:BH:105:LEU:N	2.23	0.54
44:BI:83:ALA:O	44:BI:144:VAL:HA	2.08	0.54
57:BY:66:PRO:O	57:BY:67:LEU:HB3	2.07	0.54

Continued on next page...

Continued from previous page...

Atom-1	Atom-2	Interatomic distance (Å)	Clash overlap (Å)
58:BZ:155:LEU:H	58:BZ:155:LEU:HD23	1.73	0.54
1:CA:233:C:O2'	1:CA:234:C:H5'	2.08	0.54
1:CA:472:A:O2'	16:CP:81:ARG:HA	2.08	0.54
1:CA:986:A:H1'	19:CS:55:LYS:HA	1.90	0.54
3:CC:84:ILE:CD1	3:CC:88:ARG:HH21	2.21	0.54
3:CC:123:GLN:O	3:CC:128:PHE:HB2	2.06	0.54
6:CF:30:LEU:CB	6:CF:35:ALA:HB3	2.29	0.54
7:CG:53:LYS:O	7:CG:54:THR:HB	2.08	0.54
9:CI:9:ARG:HG2	9:CI:14:VAL:HA	1.89	0.54
9:CI:110:GLU:O	9:CI:111:ARG:O	2.25	0.54
10:CJ:32:ALA:HB1	10:CJ:75:ILE:HG13	1.88	0.54
10:CJ:34:VAL:HA	10:CJ:74:ILE:HA	1.90	0.54
13:CM:88:ARG:HH11	13:CM:88:ARG:HG2	1.71	0.54
13:CM:96:LEU:HB3	13:CM:97:PRO:HD2	1.90	0.54
27:D1:8:SER:HB3	27:D1:66:HIS:CD2	2.43	0.54
29:D3:6:VAL:HB	29:D3:54:VAL:CG1	2.37	0.54
30:D4:12:ALA:CA	30:D4:29:PRO:HG3	2.37	0.54
36:DA:83:G:H22	36:DA:102:G:H2'	1.69	0.54
36:DA:143:G:C1'	56:DX:37:THR:HG21	2.37	0.54
36:DA:145:G:C2'	36:DA:146:G:C5'	2.73	0.54
36:DA:1292:U:H2'	36:DA:1293:C:C6	2.43	0.54
36:DA:1668:A:OP1	47:DO:5:GLN:HG3	2.07	0.54
36:DA:2087:G:O2'	36:DA:2088:G:H5'	2.08	0.54
36:DA:2124:G:H1'	38:DC:43:GLU:OE1	2.08	0.54
37:DB:106:G:O2'	37:DB:107:G:H5'	2.08	0.54
38:DC:30:VAL:HG11	38:DC:42:VAL:CG2	2.38	0.54
39:DD:31:LYS:O	39:DD:33:LEU:N	2.41	0.54
41:DF:199:TRP:O	41:DF:203:GLN:HG2	2.07	0.54
42:DG:16:ARG:N	42:DG:17:PRO:CD	2.71	0.54
42:DG:60:LEU:C	42:DG:62:LEU:N	2.61	0.54
43:DH:98:LEU:HD22	43:DH:125:VAL:HG23	1.89	0.54
44:DI:67:ARG:HH11	44:DI:67:ARG:HG2	1.72	0.54
44:DI:69:LYS:HG3	44:DI:136:VAL:CB	2.37	0.54
44:DI:79:ILE:HD11	44:DI:100:ALA:O	2.08	0.54
45:DJ:49:UNK:O	45:DJ:50:UNK:C	2.55	0.54
48:DP:80:TYR:CZ	48:DP:111:ARG:HD3	2.43	0.54
50:DR:7:GLY:C	50:DR:8:ARG:NE	2.61	0.54
52:DT:54:ARG:HA	52:DT:59:THR:OG1	2.08	0.54
52:DT:108:ARG:HB2	52:DT:111:ARG:NH1	2.22	0.54
53:DU:61:TRP:CD2	53:DU:94:ASN:HA	2.42	0.54
54:DV:34:GLU:O	54:DV:36:PRO:N	2.41	0.54

Continued on next page...

Continued from previous page...

Atom-1	Atom-2	Interatomic distance (Å)	Clash overlap (Å)
1:AA:134:A:H61	16:AP:25:ARG:NH1	2.06	0.54
1:AA:343:U:O2'	1:AA:344:A:H2'	2.08	0.54
1:AA:1223:C:P	19:AS:78:ARG:NH2	2.80	0.54
1:AA:1347:G:C4	9:AI:107:ARG:NH2	2.76	0.54
3:AC:74:GLY:O	3:AC:76:VAL:N	2.41	0.54
3:AC:77:ILE:HA	3:AC:84:ILE:HB	1.90	0.54
4:AD:87:GLY:O	4:AD:89:THR:N	2.40	0.54
7:AG:152:ALA:C	7:AG:154:TYR:H	2.10	0.54
10:AJ:33:GLN:O	10:AJ:75:ILE:HG12	2.07	0.54
27:B1:74:VAL:O	27:B1:77:ALA:HB3	2.07	0.54
28:B2:24:LEU:O	28:B2:28:LYS:HG2	2.08	0.54
28:B2:33:MET:HG2	28:B2:37:PHE:CE1	2.43	0.54
32:B6:16:CYS:SG	32:B6:48:VAL:CG2	2.92	0.54
36:BA:848:G:H2'	36:BA:849:A:H8	1.70	0.54
36:BA:1396:U:C2'	36:BA:1396:U:O2	2.56	0.54
36:BA:1653:G:O6	50:BR:11:ASN:HB2	2.07	0.54
36:BA:1762:A:H8	36:BA:1762:A:O5'	1.90	0.54
36:BA:1799:G:H5'	36:BA:1819:A:N6	2.22	0.54
36:BA:2049:G:N2	40:BE:156:MET:HE3	2.22	0.54
36:BA:2824:C:H2'	36:BA:2825:C:O4'	2.08	0.54
37:BB:32:C:H2'	37:BB:33:G:H8	1.73	0.54
38:BC:26:ALA:C	38:BC:28:ARG:H	2.11	0.54
38:BC:46:ALA:HA	38:BC:212:SER:O	2.08	0.54
41:BF:26:ALA:O	41:BF:27:GLU:HB2	2.07	0.54
41:BF:167:ALA:O	41:BF:168:ARG:HB3	2.08	0.54
42:BG:180:PHE:O	42:BG:182:LYS:HG3	2.08	0.54
43:BH:20:ALA:HB1	43:BH:21:PRO:HD2	1.89	0.54
44:BI:114:LEU:O	44:BI:115:ALA:HB2	2.08	0.54
46:BN:17:ASP:HB2	46:BN:55:VAL:HG12	1.89	0.54
47:BO:102:VAL:HB	47:BO:106:LEU:HD12	1.89	0.54
48:BP:40:SER:C	48:BP:41:ARG:CZ	2.76	0.54
51:BS:25:ARG:O	51:BS:39:ILE:HA	2.08	0.54
51:BS:36:TYR:O	51:BS:37:ALA:HB2	2.08	0.54
52:BT:3:ARG:HG3	52:BT:3:ARG:HH11	1.73	0.54
52:BT:9:LEU:O	52:BT:12:SER:HB2	2.08	0.54
52:BT:30:VAL:HG21	52:BT:84:GLN:H	1.72	0.54
1:CA:419:C:N4	1:CA:424:G:H1	2.06	0.54
1:CA:746:A:O2'	1:CA:747:C:H5'	2.08	0.54
1:CA:987:G:H2'	1:CA:988:G:C8	2.43	0.54
1:CA:1330:U:H4'	13:CM:23:TYR:CE2	2.43	0.54
1:CA:1423:G:H5'	47:DO:49:ARG:HH21	1.69	0.54

Continued on next page...

Continued from previous page...

Atom-1	Atom-2	Interatomic distance (Å)	Clash overlap (Å)
1:CA:1500:A:C2'	1:CA:1501:C:H5'	2.38	0.54
2:CB:75:LYS:HA	2:CB:78:GLN:CG	2.37	0.54
4:CD:59:ARG:HH21	4:CD:62:GLN:HB2	1.72	0.54
4:CD:79:PHE:CE2	4:CD:207:TYR:HB2	2.43	0.54
4:CD:190:ASP:O	4:CD:194:LEU:HD23	2.08	0.54
7:CG:152:ALA:C	7:CG:154:TYR:H	2.11	0.54
8:CH:41:ARG:O	8:CH:41:ARG:CG	2.56	0.54
59:CX:20:A2M:H4'	25:CY:84:TYR:CE2	2.42	0.54
30:D4:11:PRO:O	30:D4:29:PRO:HG3	2.08	0.54
36:DA:943:U:OP2	48:DP:38:GLN:CD	2.46	0.54
36:DA:1316:U:H2'	36:DA:1317:A:H8	1.72	0.54
36:DA:1858:G:O2'	36:DA:1884:A:N6	2.41	0.54
36:DA:2472:G:H3'	36:DA:2475:C:N4	2.22	0.54
44:DI:91:SER:HA	44:DI:121:LYS:HZ2	1.71	0.54
45:DJ:124:UNK:C	45:DJ:126:UNK:H	2.20	0.54
48:DP:23:PRO:O	48:DP:33:ARG:NH1	2.39	0.54
49:DQ:33:GLY:O	49:DQ:132:VAL:HG22	2.08	0.54
51:DS:36:TYR:O	51:DS:37:ALA:HB2	2.07	0.54
51:DS:85:VAL:O	51:DS:106:ARG:HG2	2.08	0.54
52:DT:3:ARG:C	52:DT:5:ALA:H	2.11	0.54
55:DW:20:VAL:O	55:DW:23:LEU:HB2	2.07	0.54
55:DW:29:LEU:O	55:DW:33:ARG:HG3	2.08	0.54
57:DY:76:CYS:HB3	57:DY:96:ILE:CD1	2.32	0.54
1:AA:57:G:H2'	1:AA:58:C:C6	2.43	0.53
1:AA:392:G:H2'	1:AA:393:A:H8	1.73	0.53
1:AA:828:A:H2'	1:AA:829:G:O4'	2.08	0.53
1:AA:1112:C:H1'	3:AC:179:ARG:CD	2.38	0.53
2:AB:43:ASP:OD2	2:AB:46:LYS:HB2	2.08	0.53
2:AB:53:ARG:NH1	2:AB:199:TYR:HD1	2.06	0.53
5:AE:20:GLN:O	5:AE:21:ALA:C	2.46	0.53
5:AE:64:ARG:HH11	5:AE:64:ARG:HG3	1.73	0.53
10:AJ:30:SER:CB	10:AJ:84:GLN:HE22	2.21	0.53
13:AM:6:GLY:O	13:AM:8:GLU:N	2.38	0.53
16:AP:20:VAL:HG23	16:AP:35:LYS:HA	1.91	0.53
20:AT:63:ILE:CG2	20:AT:77:ALA:HB1	2.39	0.53
20:AT:86:ARG:HG3	20:AT:86:ARG:NH1	2.23	0.53
36:BA:1278:A:O2'	36:BA:1279:G:H5'	2.07	0.53
36:BA:1602:U:H3'	36:BA:1603:A:H5''	1.89	0.53
36:BA:1685:C:H2'	36:BA:1686:C:H6	1.73	0.53
36:BA:2302:G:H2'	36:BA:2303:G:H5'	1.89	0.53
39:BD:72:LYS:NZ	39:BD:99:ASP:OD2	2.41	0.53

Continued on next page...

Continued from previous page...

Atom-1	Atom-2	Interatomic distance (Å)	Clash overlap (Å)
42:BG:31:VAL:CG2	42:BG:32:PRO:HD2	2.37	0.53
42:BG:120:LEU:HB2	42:BG:179:PRO:O	2.07	0.53
43:BH:60:ARG:O	43:BH:64:LEU:HG	2.08	0.53
46:BN:46:VAL:HG13	46:BN:48:MET:HG3	1.90	0.53
57:BY:14:LEU:CD1	57:BY:23:ARG:H	2.21	0.53
1:CA:184:G:H2'	1:CA:185:A:C8	2.43	0.53
1:CA:503:C:H2'	1:CA:504:C:H6	1.73	0.53
1:CA:826:C:H2'	1:CA:827:U:H6	1.73	0.53
1:CA:928:G:O2'	1:CA:929:G:H5'	2.08	0.53
1:CA:965:A:C2	1:CA:969:A:C2	2.96	0.53
3:CC:149:ALA:HA	3:CC:201:TYR:O	2.07	0.53
4:CD:67:ILE:HG22	4:CD:68:TYR:N	2.23	0.53
7:CG:15:ASP:HB3	7:CG:19:GLY:H	1.72	0.53
21:CU:6:ARG:CD	21:CU:15:ARG:HH12	2.20	0.53
59:CX:21:A2M:H2'	59:CX:22:A:O5'	2.08	0.53
26:D0:81:VAL:O	26:D0:83:PRO:HD3	2.08	0.53
31:D5:2:ALA:HA	36:DA:2015:A:H1'	1.89	0.53
31:D5:37:LYS:O	31:D5:38:ALA:O	2.26	0.53
36:DA:143:G:H1'	56:DX:37:THR:CG2	2.37	0.53
39:DD:75:ILE:O	39:DD:118:VAL:HG23	2.07	0.53
39:DD:132:PRO:HG3	39:DD:190:TYR:CE1	2.42	0.53
40:DE:101:ARG:HD3	40:DE:171:GLU:HA	1.89	0.53
43:DH:17:VAL:HG13	43:DH:24:VAL:CG2	2.38	0.53
43:DH:20:ALA:HB1	43:DH:21:PRO:HD2	1.90	0.53
44:DI:91:SER:CB	44:DI:121:LYS:NZ	2.68	0.53
44:DI:114:LEU:O	44:DI:129:THR:O	2.27	0.53
46:DN:96:GLU:HG2	46:DN:97:ARG:N	2.23	0.53
46:DN:133:GLN:O	46:DN:134:ARG:CB	2.56	0.53
48:DP:81:GLN:OE1	48:DP:105:LEU:HB3	2.08	0.53
55:DW:82:LEU:HB2	55:DW:98:LYS:HB2	1.90	0.53
57:DY:6:HIS:CE1	57:DY:32:PRO:HB3	2.43	0.53
1:AA:375:U:C4'	16:AP:17:TYR:HE2	2.14	0.53
1:AA:1262:C:H2'	1:AA:1263:C:C6	2.42	0.53
1:AA:1346:A:C5	7:AG:10:ARG:NH2	2.76	0.53
1:AA:1525:G:O2'	1:AA:1526:G:H5'	2.07	0.53
7:AG:117:ALA:HA	7:AG:120:ILE:HD13	1.91	0.53
9:AI:28:VAL:HG12	9:AI:29:ASN:HD22	1.73	0.53
9:AI:50:LEU:O	9:AI:53:VAL:HG22	2.08	0.53
9:AI:79:LEU:HD22	9:AI:101:PHE:O	2.09	0.53
10:AJ:22:LYS:O	10:AJ:22:LYS:HD2	2.09	0.53
12:AL:53:ARG:HD2	12:AL:53:ARG:N	2.22	0.53

Continued on next page...

Continued from previous page...

Atom-1	Atom-2	Interatomic distance (Å)	Clash overlap (Å)
13:AM:112:GLY:HA2	13:AM:113:PRO:HD2	1.90	0.53
24:AX:16:A:H2'	24:AX:17:U:H6	1.74	0.53
25:AY:48:LEU:HD13	25:AY:52:LEU:HD13	1.88	0.53
25:AZ:139:PHE:CE1	25:AZ:170:VAL:HG12	2.42	0.53
26:B0:43:THR:HG22	36:BA:2331:G:O2'	2.09	0.53
31:B5:2:ALA:HA	36:BA:2015:A:H1'	1.90	0.53
31:B5:44:THR:HA	50:BR:99:LYS:O	2.08	0.53
32:B6:11:LEU:HD11	32:B6:26:ASN:HB2	1.89	0.53
36:BA:271(M):G:C2'	36:BA:271(N):U:H5''	2.30	0.53
36:BA:1472:A:O2'	36:BA:1473:G:H5'	2.08	0.53
40:BE:5:LEU:HD23	40:BE:5:LEU:N	2.23	0.53
42:BG:36:LYS:HD3	42:BG:95:ARG:NH2	2.23	0.53
43:BH:15:VAL:HA	43:BH:27:LYS:O	2.08	0.53
46:BN:57:ALA:C	46:BN:58:ASP:O	2.47	0.53
48:BP:71:VAL:CG1	48:BP:72:PRO:HD3	2.38	0.53
50:BR:79:LEU:HD23	50:BR:83:ILE:HB	1.91	0.53
52:BT:62:THR:HB	52:BT:75:ILE:HG12	1.91	0.53
1:CA:19:C:H5''	5:CE:86:ALA:HB3	1.90	0.53
1:CA:88:A:H5''	1:CA:90:U:O2	2.08	0.53
1:CA:343:U:O2'	1:CA:344:A:H2'	2.07	0.53
1:CA:728:A:H2'	1:CA:729:A:C8	2.43	0.53
1:CA:769:G:O2'	1:CA:770:C:H5'	2.08	0.53
1:CA:1011:G:H22	1:CA:1018:C:H42	1.55	0.53
1:CA:1262:C:H2'	1:CA:1263:C:C6	2.43	0.53
3:CC:23:TYR:CG	3:CC:24:ALA:N	2.77	0.53
3:CC:173:VAL:N	3:CC:174:PRO:HD3	2.23	0.53
4:CD:10:ARG:O	4:CD:13:ARG:HB2	2.09	0.53
6:CF:84:ASN:O	6:CF:86:ARG:HG3	2.08	0.53
8:CH:51:VAL:HG23	8:CH:52:ASP:N	2.23	0.53
23:CW:55:U:H5'	38:DC:168:LYS:HD3	1.90	0.53
30:D4:2:LYS:HB2	37:DB:40:U:O4	2.08	0.53
36:DA:1441:G:H2'	36:DA:1442:G:C8	2.40	0.53
36:DA:1856:G:C2'	36:DA:1857:G:H5'	2.38	0.53
36:DA:2172:U:H3'	36:DA:2173:A:H8	1.74	0.53
39:DD:35:LYS:C	39:DD:35:LYS:CD	2.76	0.53
40:DE:53:PRO:O	40:DE:75:VAL:HG23	2.07	0.53
42:DG:9:ARG:C	42:DG:11:TYR:H	2.09	0.53
43:DH:159:GLU:CG	43:DH:160:LYS:N	2.70	0.53
44:DI:3:VAL:HG13	44:DI:37:VAL:O	2.09	0.53
44:DI:127:VAL:HG22	44:DI:139:GLN:HG3	1.90	0.53
48:DP:48:PRO:HG2	48:DP:49:ARG:N	2.23	0.53

Continued on next page...

Continued from previous page...

Atom-1	Atom-2	Interatomic distance (Å)	Clash overlap (Å)
52:DT:3:ARG:HH11	52:DT:3:ARG:HG3	1.73	0.53
1:AA:227:G:O2'	1:AA:228:A:H5'	2.08	0.53
1:AA:332:G:O2'	1:AA:333:G:H5'	2.07	0.53
1:AA:376:G:H5''	16:AP:5:ARG:HB2	1.91	0.53
1:AA:728:A:H2'	1:AA:729:A:C8	2.44	0.53
1:AA:965:A:C2	1:AA:969:A:C2	2.97	0.53
1:AA:972:C:O2'	10:AJ:55:LYS:HG2	2.08	0.53
7:AG:50:ILE:HD12	7:AG:61:VAL:HG11	1.89	0.53
10:AJ:58:ASP:O	10:AJ:59:SER:C	2.46	0.53
11:AK:43:SER:HA	11:AK:47:VAL:HG21	1.90	0.53
13:AM:13:LYS:HA	13:AM:44:ARG:NH1	2.23	0.53
16:AP:20:VAL:HG23	16:AP:34:GLU:O	2.07	0.53
36:BA:143:G:C1'	56:BX:37:THR:HG21	2.37	0.53
36:BA:322:A:H5'	36:BA:340:A:H1'	1.89	0.53
36:BA:2698:U:H2'	36:BA:2699:C:C6	2.43	0.53
37:BB:31:C:H5''	37:BB:32:C:C5	2.43	0.53
40:BE:53:PRO:O	40:BE:75:VAL:HG23	2.08	0.53
42:BG:53:LEU:N	42:BG:53:LEU:HD22	2.23	0.53
43:BH:98:LEU:HD22	43:BH:125:VAL:HG23	1.89	0.53
44:BI:83:ALA:HB1	44:BI:88:ILE:HA	1.90	0.53
47:BO:26:LYS:HB3	47:BO:30:ALA:HB2	1.89	0.53
48:BP:17:LYS:O	48:BP:19:VAL:N	2.41	0.53
48:BP:33:ARG:O	48:BP:35:HIS:O	2.26	0.53
49:BQ:134:ARG:HA	49:BQ:137:TYR:CD2	2.43	0.53
51:BS:12:PHE:O	51:BS:14:VAL:HG23	2.07	0.53
52:BT:49:VAL:HG13	52:BT:49:VAL:O	2.07	0.53
1:CA:1003:G:C2'	1:CA:1004:A:H4'	2.39	0.53
1:CA:1106:G:H2'	1:CA:1107:C:H6	1.74	0.53
1:CA:1352:C:H2'	1:CA:1353:G:H8	1.70	0.53
1:CA:1484:C:H2'	1:CA:1485:U:C6	2.43	0.53
2:CB:112:VAL:C	2:CB:114:ARG:H	2.11	0.53
3:CC:121:ALA:CB	3:CC:187:ALA:HB1	2.38	0.53
10:CJ:22:LYS:O	10:CJ:22:LYS:HD2	2.09	0.53
13:CM:7:VAL:HG12	13:CM:7:VAL:O	2.09	0.53
16:CP:20:VAL:HG23	16:CP:34:GLU:O	2.08	0.53
19:CS:12:ASP:O	19:CS:15:LEU:HB2	2.09	0.53
23:CW:42:G:O2'	23:CW:43:A:H5'	2.08	0.53
59:CX:17:U:H6	59:CX:17:U:O5'	1.91	0.53
25:CZ:60:ILE:CG1	25:CZ:61:THR:N	2.55	0.53
27:D1:86:SER:O	27:D1:90:ILE:HG12	2.08	0.53
31:D5:34:PRO:O	31:D5:35:GLU:HB2	2.09	0.53

Continued on next page...

Continued from previous page...

Atom-1	Atom-2	Interatomic distance (Å)	Clash overlap (Å)
36:DA:32:C:O2'	36:DA:33:U:H5'	2.08	0.53
36:DA:492:A:H2'	36:DA:493:G:O4'	2.07	0.53
36:DA:1241:A:O2'	36:DA:1242:A:H5'	2.08	0.53
36:DA:1486:A:H2'	36:DA:1487:G:H8	1.72	0.53
36:DA:1576:U:O2'	36:DA:1577:C:H5'	2.09	0.53
36:DA:1748:G:H5'	36:DA:1748:G:C8	2.43	0.53
36:DA:2189:U:H2'	36:DA:2190:G:C5'	2.37	0.53
36:DA:2206:G:H3'	36:DA:2206:G:N3	2.24	0.53
36:DA:2261:C:O2'	36:DA:2262:U:H5'	2.09	0.53
36:DA:2631:G:N3	36:DA:2810:A:H2	2.06	0.53
36:DA:2811:G:C4'	40:DE:61:ARG:HH21	2.22	0.53
38:DC:23:ILE:HB	38:DC:191:ARG:NH2	2.24	0.53
39:DD:30:GLU:CD	39:DD:63:ARG:HE	2.12	0.53
39:DD:35:LYS:NZ	39:DD:36:PRO:N	2.56	0.53
41:DF:132:VAL:HG22	41:DF:133:ASN:HD22	1.72	0.53
43:DH:105:LEU:HD23	43:DH:105:LEU:N	2.24	0.53
44:DI:68:LEU:HD11	44:DI:130:TYR:HE2	1.73	0.53
45:DJ:32:UNK:O	45:DJ:33:UNK:O	2.26	0.53
45:DJ:73:UNK:C	45:DJ:75:UNK:H2	2.21	0.53
46:DN:31:ALA:C	46:DN:33:LEU:N	2.62	0.53
52:DT:28:VAL:HG13	52:DT:46:GLU:CA	2.39	0.53
56:DX:68:ARG:HD2	56:DX:69:TYR:CZ	2.43	0.53
57:DY:84:ARG:HH21	57:DY:97:ARG:HH21	1.54	0.53
1:AA:877:C:O2'	1:AA:878:G:H5'	2.08	0.53
1:AA:972:C:H2'	10:AJ:55:LYS:HG2	1.89	0.53
1:AA:1135:U:HO2'	1:AA:1136:U:H5	1.56	0.53
3:AC:23:TYR:CG	3:AC:24:ALA:N	2.76	0.53
3:AC:179:ARG:O	3:AC:206:GLU:HG3	2.08	0.53
16:AP:43:LYS:HA	16:AP:48:TRP:HB3	1.90	0.53
19:AS:64:GLU:HG3	19:AS:65:ASN:N	2.23	0.53
20:AT:29:LYS:O	20:AT:33:ILE:HG13	2.09	0.53
26:B0:40:GLN:NE2	26:B0:57:PHE:HB3	2.23	0.53
26:B0:56:ASP:O	26:B0:57:PHE:HB2	2.09	0.53
30:B4:53:GLU:O	30:B4:56:VAL:HG23	2.09	0.53
36:BA:2465:C:O2'	36:BA:2466:C:H5'	2.08	0.53
36:BA:2552:U:C2	36:BA:2554:U:H5'	2.44	0.53
36:BA:2693:A:H2'	36:BA:2694:G:H8	1.74	0.53
36:BA:2772:C:H2'	36:BA:2773:C:H6	1.73	0.53
37:BB:87:G:C2'	37:BB:88:C:H5''	2.38	0.53
39:BD:10:THR:CG2	39:BD:13:ARG:HB2	2.38	0.53
39:BD:65:ILE:HD13	39:BD:65:ILE:O	2.07	0.53

Continued on next page...

Continued from previous page...

Atom-1	Atom-2	Interatomic distance (Å)	Clash overlap (Å)
41:BF:178:PRO:HB2	41:BF:201:VAL:CG1	2.37	0.53
42:BG:118:ARG:O	42:BG:181:ARG:HB2	2.09	0.53
43:BH:109:PHE:C	43:BH:111:HIS:H	2.12	0.53
44:BI:9:LEU:O	44:BI:13:GLY:N	2.41	0.53
44:BI:92:VAL:HG22	44:BI:97:ILE:HG12	1.91	0.53
44:BI:108:THR:HG22	44:BI:109:ILE:N	2.22	0.53
51:BS:56:LEU:O	51:BS:56:LEU:HD23	2.09	0.53
51:BS:85:VAL:O	51:BS:106:ARG:HG2	2.08	0.53
52:BT:38:ASN:O	52:BT:38:ASN:ND2	2.41	0.53
54:BV:34:GLU:O	54:BV:36:PRO:N	2.41	0.53
58:BZ:182:LYS:O	58:BZ:183:LEU:HD23	2.09	0.53
1:CA:6:G:H4'	1:CA:298:A:H4'	1.91	0.53
1:CA:114:U:H2'	1:CA:115:G:C8	2.43	0.53
1:CA:353:A:H5'	1:CA:353:A:C8	2.40	0.53
1:CA:405:U:H5''	1:CA:406:G:O4'	2.09	0.53
1:CA:1084:G:H5'	1:CA:1102:A:OP2	2.09	0.53
2:CB:51:LEU:O	2:CB:55:PHE:HD2	1.91	0.53
2:CB:95:GLN:HG3	2:CB:147:LYS:O	2.08	0.53
3:CC:181:ASN:HD22	3:CC:204:LEU:HB2	1.74	0.53
3:CC:187:ALA:HB3	3:CC:198:VAL:HB	1.91	0.53
7:CG:82:GLY:O	7:CG:83:ALA:HB2	2.09	0.53
18:CR:79:LEU:CD2	18:CR:80:PRO:HD2	2.38	0.53
27:D1:51:VAL:O	27:D1:57:GLU:O	2.26	0.53
28:D2:29:LYS:HG2	28:D2:57:ILE:HD12	1.91	0.53
31:D5:50:GLY:O	31:D5:55:ARG:HD3	2.09	0.53
35:D9:34:GLN:O	35:D9:35:ARG:HB2	2.08	0.53
36:DA:71:A:H5'	36:DA:71:A:C8	2.43	0.53
36:DA:435:C:H2'	36:DA:436:C:H5'	1.89	0.53
36:DA:865:C:H4'	36:DA:866:A:N7	2.23	0.53
36:DA:2491:U:H5'	36:DA:2570:G:C5'	2.32	0.53
36:DA:2523:G:C2'	36:DA:2524:G:C5'	2.87	0.53
37:DB:30:C:H1'	37:DB:58:A:N1	2.23	0.53
42:DG:31:VAL:HG13	42:DG:33:ARG:CD	2.37	0.53
42:DG:38:VAL:O	42:DG:157:ILE:CA	2.56	0.53
42:DG:51:ARG:CZ	42:DG:53:LEU:HD21	2.38	0.53
44:DI:129:THR:HG21	44:DI:135:GLU:HG3	1.90	0.53
52:DT:121:ILE:O	52:DT:124:ASP:N	2.38	0.53
58:DZ:6:LYS:CA	58:DZ:60:GLU:HB2	2.34	0.53
58:DZ:108:PRO:HB2	58:DZ:144:LEU:H	1.72	0.53
58:DZ:157:LEU:HD23	58:DZ:157:LEU:H	1.74	0.53
1:AA:254:G:O2'	1:AA:255:G:H5'	2.06	0.53

Continued on next page...

Continued from previous page...

Atom-1	Atom-2	Interatomic distance (Å)	Clash overlap (Å)
1:AA:311:C:O2'	1:AA:312:C:H5'	2.09	0.53
1:AA:585:G:H4'	12:AL:8:ASN:HD21	1.73	0.53
1:AA:1442(B):A:C2	52:BT:118:ARG:NH2	2.77	0.53
1:AA:1521:G:H2'	1:AA:1522:U:C6	2.43	0.53
3:AC:25:GLY:C	3:AC:27:LYS:H	2.11	0.53
3:AC:165:THR:HG23	3:AC:165:THR:O	2.09	0.53
4:AD:10:ARG:O	4:AD:13:ARG:HB2	2.08	0.53
7:AG:107:ALA:CB	7:AG:134:ALA:HB2	2.39	0.53
7:AG:108:ALA:O	7:AG:119:ARG:HD2	2.08	0.53
13:AM:82:MET:HA	13:AM:93:ARG:NH1	2.23	0.53
17:AQ:9:VAL:HG12	17:AQ:56:VAL:HG22	1.91	0.53
20:AT:13:LEU:O	20:AT:16:HIS:N	2.41	0.53
25:AY:28:ASN:N	25:AY:28:ASN:HD22	2.06	0.53
25:AZ:139:PHE:HB2	25:AZ:156:TRP:CE3	2.43	0.53
28:B2:24:LEU:HA	28:B2:27:GLU:OE1	2.08	0.53
36:BA:214:G:H1'	36:BA:216:A:O2'	2.08	0.53
36:BA:780:G:H21	36:BA:783:A:H62	1.56	0.53
36:BA:878:A:H2'	36:BA:879:G:O4'	2.08	0.53
36:BA:1188:U:C2'	36:BA:1189:A:H5'	2.39	0.53
36:BA:1444:G:H2'	36:BA:1445(A):C:C5	2.44	0.53
36:BA:1528:A:C2	36:BA:1542:A:H2	2.26	0.53
36:BA:1885:A:H8	36:BA:1885:A:H5'	1.74	0.53
36:BA:2049:G:H21	40:BE:156:MET:CE	2.22	0.53
36:BA:2201:C:O2'	36:BA:2202:C:H5'	2.09	0.53
36:BA:2875:C:O2'	52:BT:5:ALA:HB3	2.08	0.53
44:BI:79:ILE:CG2	44:BI:81:VAL:HB	2.38	0.53
45:BJ:97:UNK:HA	45:BJ:132:UNK:HA	1.90	0.53
46:BN:58:ASP:C	46:BN:60:ILE:N	2.62	0.53
49:BQ:12:GLN:HE21	49:BQ:73:PRO:HD2	1.74	0.53
49:BQ:109:VAL:HG12	49:BQ:113:GLN:HB2	1.91	0.53
52:BT:66:VAL:HA	52:BT:71:GLY:HA2	1.90	0.53
57:BY:98:VAL:O	57:BY:98:VAL:HG12	2.08	0.53
2:CB:207:ALA:O	2:CB:211:ILE:HG13	2.08	0.53
4:CD:175:SER:HB3	4:CD:186:LEU:HD21	1.90	0.53
11:CK:43:SER:HA	11:CK:47:VAL:HG21	1.89	0.53
14:CN:13:THR:HG22	14:CN:13:THR:O	2.09	0.53
17:CQ:58:GLU:HB2	17:CQ:74:LEU:HB3	1.89	0.53
18:CR:52:PRO:O	18:CR:56:THR:HG23	2.07	0.53
27:D1:46:LEU:CD2	27:D1:46:LEU:N	2.71	0.53
31:D5:6:VAL:HG13	31:D5:7:PRO:HD2	1.90	0.53
34:D8:16:ILE:HD11	34:D8:57:ARG:HD2	1.89	0.53

Continued on next page...

Continued from previous page...

Atom-1	Atom-2	Interatomic distance (Å)	Clash overlap (Å)
34:D8:25:MET:CG	48:DP:64:LYS:HB3	2.25	0.53
36:DA:271(F):C:H2'	36:DA:271(G):C:H6	1.72	0.53
36:DA:1422:G:H1'	36:DA:1496:A:H62	1.73	0.53
36:DA:1885:A:H5'	36:DA:1885:A:H8	1.73	0.53
36:DA:2206:G:H21	36:DA:2207:G:C5'	2.20	0.53
37:DB:63:G:O2'	37:DB:64:C:H5'	2.09	0.53
44:DI:68:LEU:HD23	44:DI:68:LEU:C	2.29	0.53
49:DQ:35:VAL:HG23	49:DQ:101:ARG:O	2.09	0.53
52:DT:16:ARG:O	52:DT:17:THR:HB	2.08	0.53
52:DT:106:SER:O	52:DT:107:ASP:CB	2.56	0.53
56:DX:12:VAL:HG23	56:DX:17:ALA:HB1	1.90	0.53
1:AA:221:C:O2'	1:AA:222:U:H5'	2.08	0.53
6:AF:83:ASP:OD1	6:AF:83:ASP:N	2.41	0.53
10:AJ:54:PHE:CD2	10:AJ:55:LYS:HE3	2.44	0.53
10:AJ:82:ILE:O	10:AJ:86:MET:HB2	2.09	0.53
12:AL:24:VAL:O	12:AL:24:VAL:CG1	2.56	0.53
16:AP:8:ARG:HH11	16:AP:8:ARG:HG2	1.74	0.53
19:AS:16:LEU:H	19:AS:16:LEU:CD1	2.19	0.53
23:AW:72:A:O2'	23:AW:73:A:H5'	2.08	0.53
36:BA:456:C:O2'	56:BX:68:ARG:NH1	2.41	0.53
36:BA:637:A:OP1	48:BP:133:SER:HB3	2.08	0.53
36:BA:856:C:H2'	36:BA:856:C:O2	2.07	0.53
36:BA:1141:U:OP2	46:BN:63:THR:OG1	2.26	0.53
36:BA:1388:G:C2'	36:BA:1389:G:H5'	2.38	0.53
36:BA:1926:U:H2'	36:BA:1928:A:OP2	2.08	0.53
36:BA:2192:G:C2'	36:BA:2193:G:H5'	2.38	0.53
36:BA:2796:U:H3'	36:BA:2799:C:C5'	2.39	0.53
42:BG:32:PRO:CB	42:BG:172:LEU:HD12	2.36	0.53
43:BH:136:ILE:N	43:BH:136:ILE:CD1	2.71	0.53
44:BI:110:ASP:CG	44:BI:113:ARG:HB2	2.29	0.53
44:BI:127:VAL:C	44:BI:128:LEU:HD22	2.28	0.53
48:BP:48:PRO:O	48:BP:51:PHE:N	2.41	0.53
48:BP:57:THR:HB	48:BP:59:LEU:N	2.23	0.53
49:BQ:138:ASP:C	49:BQ:140:ALA:H	2.12	0.53
53:BU:79:PHE:CD1	53:BU:83:LEU:HD21	2.43	0.53
55:BW:5:ALA:O	55:BW:6:ILE:HB	2.08	0.53
57:BY:88:LYS:HZ2	57:BY:93:GLY:CA	2.18	0.53
1:CA:114:U:O2'	1:CA:115:G:H5'	2.08	0.53
1:CA:314:C:O2'	1:CA:315:A:H5'	2.09	0.53
1:CA:688:G:H2'	1:CA:689:C:C6	2.44	0.53
1:CA:828:A:H2'	1:CA:829:G:O4'	2.07	0.53

Continued on next page...

Continued from previous page...

Atom-1	Atom-2	Interatomic distance (Å)	Clash overlap (Å)
1:CA:1401:G:N2	1:CA:1402:C:H1'	2.24	0.53
2:CB:77:ALA:O	2:CB:81:VAL:HG23	2.09	0.53
3:CC:113:ALA:HB2	3:CC:202:ILE:HG12	1.91	0.53
3:CC:150:LYS:HA	3:CC:169:ALA:HB2	1.91	0.53
3:CC:179:ARG:O	3:CC:206:GLU:HG3	2.08	0.53
5:CE:41:VAL:O	5:CE:66:MET:HB3	2.08	0.53
7:CG:145:ALA:O	7:CG:146:GLU:HB2	2.09	0.53
17:CQ:65:ILE:HD12	17:CQ:65:ILE:N	2.23	0.53
30:D4:12:ALA:HB1	30:D4:29:PRO:CA	2.24	0.53
33:D7:39:ARG:HD3	36:DA:458:G:O2'	2.09	0.53
36:DA:579:G:H2'	36:DA:580:C:C6	2.43	0.53
36:DA:649:G:H2'	36:DA:650:C:C6	2.43	0.53
36:DA:661:C:O3'	48:DP:18:ARG:HD2	2.09	0.53
36:DA:755:C:H2'	36:DA:756:C:H6	1.72	0.53
36:DA:1598:C:H5'	56:DX:36:LYS:CB	2.34	0.53
36:DA:2320:A:N3	36:DA:2320:A:H2'	2.24	0.53
36:DA:2685:G:O2'	36:DA:2726:U:H5	1.91	0.53
37:DB:87:G:H2'	37:DB:88:C:H5''	1.89	0.53
39:DD:102:LYS:O	39:DD:103:ARG:HG2	2.09	0.53
39:DD:270:ILE:HD12	39:DD:270:ILE:C	2.29	0.53
44:DI:129:THR:HG23	44:DI:136:VAL:O	2.09	0.53
48:DP:103:ALA:O	48:DP:104:GLY:O	2.27	0.53
49:DQ:10:ARG:NH1	49:DQ:10:ARG:HB2	2.23	0.53
49:DQ:12:GLN:HE21	49:DQ:73:PRO:HD2	1.74	0.53
51:DS:30:ARG:NH2	51:DS:62:LYS:HD2	2.19	0.53
55:DW:1:MET:HE3	55:DW:2:GLU:H	1.72	0.53
57:DY:14:LEU:CD1	57:DY:23:ARG:H	2.22	0.53
1:AA:294:U:H2'	1:AA:295:C:H6	1.73	0.53
1:AA:386:C:C2'	1:AA:387:U:H5'	2.38	0.53
1:AA:859:A:H2'	1:AA:860:A:O4'	2.07	0.53
1:AA:962:C:H2'	1:AA:963:G:C8	2.43	0.53
1:AA:1070:U:H2'	1:AA:1071:C:H6	1.73	0.53
1:AA:1106:G:H2'	1:AA:1107:C:H6	1.74	0.53
1:AA:1426:C:H2'	1:AA:1427:U:C6	2.44	0.53
3:AC:101:LEU:HD23	3:AC:101:LEU:C	2.29	0.53
5:AE:150:ARG:O	5:AE:153:LYS:HG2	2.08	0.53
6:AF:63:TYR:N	6:AF:63:TYR:CD1	2.77	0.53
9:AI:114:TYR:HD2	10:AJ:60:ARG:CG	2.21	0.53
12:AL:7:ILE:CD1	17:AQ:32:TYR:HB3	2.31	0.53
13:AM:96:LEU:HB3	13:AM:97:PRO:HD2	1.90	0.53
14:AN:44:LEU:C	14:AN:44:LEU:HD12	2.29	0.53

Continued on next page...

Continued from previous page...

Atom-1	Atom-2	Interatomic distance (Å)	Clash overlap (Å)
25:AY:12:ASP:HB3	25:AY:80:CYS:HB2	1.91	0.53
26:B0:38:VAL:CG1	26:B0:40:GLN:HG2	2.39	0.53
36:BA:234:C:H2'	36:BA:235:U:C6	2.43	0.53
36:BA:277:C:O2'	36:BA:278:A:H5'	2.09	0.53
36:BA:534:U:O2'	53:BU:49:HIS:HD2	1.92	0.53
36:BA:539:G:H2'	36:BA:540:C:H6	1.73	0.53
36:BA:1278:A:H5''	50:BR:36:THR:HG22	1.90	0.53
36:BA:1907:G:H2'	36:BA:1908:C:H6	1.73	0.53
36:BA:2141:G:O2'	36:BA:2142:C:H5'	2.09	0.53
36:BA:2195:C:O2'	36:BA:2196:C:H5'	2.09	0.53
36:BA:2394:C:OP1	48:BP:63:PRO:CD	2.54	0.53
36:BA:2769:C:H2'	36:BA:2770:G:C8	2.44	0.53
37:BB:16:G:O2'	37:BB:17:C:H5'	2.09	0.53
39:BD:248:SER:HB2	39:BD:249:PRO:HD2	1.90	0.53
40:BE:6:GLY:HA2	40:BE:51:PHE:CE2	2.44	0.53
40:BE:11:MET:HE2	40:BE:24:THR:HB	1.89	0.53
42:BG:78:SER:C	42:BG:80:PHE:N	2.62	0.53
54:BV:19:LYS:HB3	54:BV:94:LEU:O	2.09	0.53
56:BX:68:ARG:HD2	56:BX:69:TYR:CZ	2.44	0.53
58:BZ:37:VAL:HG23	58:BZ:38:TYR:N	2.24	0.53
58:BZ:139:VAL:HG12	58:BZ:141:VAL:HG23	1.90	0.53
1:CA:811:C:H4'	1:CA:900:A:N6	2.23	0.53
1:CA:1030:C:H2'	1:CA:1030(A):G:H5'	1.90	0.53
9:CI:8:GLY:O	9:CI:76:ALA:HB1	2.08	0.53
10:CJ:86:MET:O	10:CJ:87:THR:HG23	2.09	0.53
11:CK:126:ARG:C	11:CK:128:ALA:H	2.12	0.53
15:CO:25:THR:CG2	15:CO:70:LEU:HD12	2.39	0.53
18:CR:74:ARG:HB3	18:CR:81:PHE:CE1	2.44	0.53
23:CV:59:A:H2'	23:CV:60:U:H5'	1.89	0.53
26:D0:40:GLN:NE2	26:D0:57:PHE:HB3	2.24	0.53
28:D2:38:GLN:HB3	28:D2:44:LEU:O	2.09	0.53
30:D4:28:LYS:HG3	30:D4:30:GLU:H	1.71	0.53
32:D6:45:LYS:HG2	36:DA:2371:G:H5''	1.90	0.53
36:DA:144:C:H2'	36:DA:145:G:H8	1.73	0.53
36:DA:155:U:C2'	36:DA:156:U:H5''	2.36	0.53
36:DA:530:G:C5	36:DA:2022:U:H5''	2.44	0.53
36:DA:1568:G:P	39:DD:63:ARG:HH22	2.32	0.53
36:DA:1845:G:O2'	36:DA:1846:G:H5''	2.08	0.53
36:DA:1948:G:H8	36:DA:1948:G:H5''	1.73	0.53
36:DA:2257:U:O2'	36:DA:2258:C:H5'	2.09	0.53
40:DE:60:ASN:C	40:DE:62:PRO:HD2	2.29	0.53

Continued on next page...

Continued from previous page...

Atom-1	Atom-2	Interatomic distance (Å)	Clash overlap (Å)
43:DH:14:GLY:O	43:DH:29:PRO:HD3	2.09	0.53
44:DI:74:ASN:C	44:DI:76:THR:N	2.61	0.53
44:DI:102:SER:OG	44:DI:109:ILE:CD1	2.57	0.53
45:DJ:60:UNK:O	45:DJ:62:UNK:N	2.38	0.53
45:DJ:84:UNK:O	45:DJ:86:UNK:N	2.41	0.53
46:DN:31:ALA:C	46:DN:33:LEU:H	2.12	0.53
49:DQ:55:VAL:HB	58:DZ:178:GLU:HG3	1.91	0.53
52:DT:53:ARG:O	52:DT:53:ARG:HG3	2.08	0.53
55:DW:5:ALA:HB2	55:DW:54:ALA:HB2	1.91	0.53
57:DY:27:VAL:HG12	57:DY:28:LYS:N	2.23	0.53
57:DY:39:VAL:HG12	57:DY:40:GLU:N	2.24	0.53
58:DZ:170:THR:O	58:DZ:172:ALA:N	2.41	0.53
1:AA:141:A:H1'	1:AA:182:U:O2	2.07	0.53
1:AA:333:G:H4'	20:AT:16:HIS:CE1	2.44	0.53
1:AA:1309:G:H5'	1:AA:1309:G:C8	2.38	0.53
3:AC:122:GLU:O	3:AC:126:ARG:HG3	2.09	0.53
5:AE:40:ARG:HH11	5:AE:40:ARG:HG2	1.73	0.53
5:AE:45:PHE:CE2	5:AE:47:LYS:HD2	2.44	0.53
6:AF:63:TYR:N	6:AF:63:TYR:HD1	2.07	0.53
7:AG:150:ALA:HA	11:AK:59:TYR:HD2	1.73	0.53
8:AH:40:ALA:C	8:AH:42:GLU:H	2.10	0.53
11:AK:34:ASP:HB2	11:AK:35:PRO:CD	2.38	0.53
17:AQ:32:TYR:O	17:AQ:34:LYS:N	2.42	0.53
25:AY:35:ARG:O	25:AY:36:ARG:CG	2.57	0.53
34:B8:25:MET:CG	48:BP:64:LYS:HB3	2.26	0.53
36:BA:558:G:P	46:BN:111:PRO:HD2	2.49	0.53
36:BA:1422:G:H4'	36:BA:1493:C:OP1	2.09	0.53
36:BA:2172:U:H3'	36:BA:2173:A:H8	1.74	0.53
36:BA:2404:C:H2'	36:BA:2405:G:O4'	2.08	0.53
39:BD:35:LYS:HB3	39:BD:35:LYS:NZ	2.24	0.53
43:BH:17:VAL:HG22	43:BH:26:VAL:HG22	1.91	0.53
46:BN:43:THR:HB	46:BN:46:VAL:HG12	1.91	0.53
48:BP:64:LYS:C	48:BP:66:GLY:N	2.63	0.53
49:BQ:1:MET:O	49:BQ:2:LEU:CB	2.52	0.53
50:BR:2:ARG:O	50:BR:3:HIS:C	2.46	0.53
52:BT:29:ARG:CG	52:BT:86:ILE:HG23	2.38	0.53
52:BT:30:VAL:HA	52:BT:44:ASP:HA	1.90	0.53
56:BX:35:THR:CG2	56:BX:36:LYS:N	2.72	0.53
58:BZ:57:ILE:HD12	58:BZ:57:ILE:N	2.23	0.53
1:CA:160:A:H2'	1:CA:161:A:O4'	2.09	0.53
1:CA:930:C:O2'	1:CA:931:C:H5'	2.08	0.53

Continued on next page...

Continued from previous page...

Atom-1	Atom-2	Interatomic distance (Å)	Clash overlap (Å)
1:CA:1125:U:H5''	1:CA:1126:U:C5	2.43	0.53
1:CA:1234:C:H1'	1:CA:1364:U:O2	2.09	0.53
1:CA:1346:A:C5	7:CG:10:ARG:NH2	2.77	0.53
1:CA:1414:U:H2'	1:CA:1415:G:C8	2.44	0.53
1:CA:1468:A:H2'	1:CA:1469:G:O4'	2.09	0.53
2:CB:53:ARG:HH12	2:CB:199:TYR:HA	1.74	0.53
2:CB:119:GLU:HA	2:CB:119:GLU:OE1	2.08	0.53
20:CT:29:LYS:O	20:CT:33:ILE:HG13	2.08	0.53
23:CW:3:C:O2'	23:CW:4:G:H5'	2.09	0.53
25:CZ:31:ILE:O	25:CZ:34:THR:HG22	2.09	0.53
26:D0:53:MET:HG3	26:D0:59:LEU:HD23	1.90	0.53
30:D4:14:ILE:HG22	30:D4:16:CYS:N	2.23	0.53
36:DA:30:G:H2'	36:DA:31:C:C6	2.44	0.53
36:DA:1144:G:H2'	36:DA:1145:C:H6	1.73	0.53
36:DA:2481:G:HO2'	36:DA:2482:G:P	2.32	0.53
36:DA:2666:C:H5'	36:DA:2667:C:OP2	2.09	0.53
46:DN:43:THR:HB	46:DN:46:VAL:HG12	1.89	0.53
52:DT:66:VAL:HA	52:DT:71:GLY:HA2	1.91	0.53
55:DW:29:LEU:HD21	55:DW:33:ARG:HH21	1.74	0.53
58:DZ:70:LEU:HD12	58:DZ:91:LEU:CD2	2.38	0.53
58:DZ:103:ARG:HH11	58:DZ:136:PHE:HB2	1.73	0.53
1:AA:777:A:H2'	1:AA:778:G:C8	2.44	0.53
1:AA:881:G:OP2	12:AL:12:ARG:NH2	2.40	0.53
1:AA:1041:A:H2'	1:AA:1042:G:C8	2.44	0.53
1:AA:1267:C:O2	1:AA:1267:C:C2'	2.57	0.53
1:AA:1427:U:H2'	1:AA:1428:A:C8	2.44	0.53
2:AB:28:PHE:HD1	2:AB:28:PHE:O	1.92	0.53
3:AC:14:ILE:O	3:AC:16:ARG:N	2.41	0.53
5:AE:8:GLU:CA	5:AE:34:VAL:HG23	2.39	0.53
7:AG:5:ARG:N	7:AG:5:ARG:HD2	2.23	0.53
7:AG:145:ALA:O	7:AG:147:ALA:N	2.37	0.53
11:AK:24:SER:C	11:AK:26:ASN:H	2.12	0.53
15:AO:82:ILE:HG23	15:AO:83:GLU:N	2.24	0.53
26:B0:36:ILE:HD13	26:B0:58:THR:HG23	1.90	0.53
36:BA:146:G:O2'	36:BA:147:U:H5'	2.08	0.53
36:BA:1281:G:O2'	36:BA:1282:U:H5'	2.08	0.53
36:BA:1819:A:H5''	39:BD:161:THR:HG21	1.90	0.53
36:BA:1858:G:O2'	36:BA:1884:A:N6	2.41	0.53
36:BA:1907:G:H2'	36:BA:1908:C:C6	2.44	0.53
36:BA:2056:G:H2'	36:BA:2056:G:N3	2.23	0.53
36:BA:2842:G:O2'	36:BA:2843:G:H5'	2.08	0.53

Continued on next page...

Continued from previous page...

Atom-1	Atom-2	Interatomic distance (Å)	Clash overlap (Å)
42:BG:31:VAL:O	42:BG:33:ARG:HD3	2.09	0.53
43:BH:9:ILE:O	43:BH:9:ILE:CG2	2.52	0.53
44:BI:137:PRO:O	44:BI:138:ILE:HG13	2.08	0.53
51:BS:20:ARG:HA	51:BS:20:ARG:NE	2.24	0.53
53:BU:111:GLU:O	53:BU:115:ALA:HB2	2.09	0.53
55:BW:82:LEU:HB2	55:BW:98:LYS:HB2	1.91	0.53
58:BZ:77:ASP:O	58:BZ:78:LYS:HB2	2.09	0.53
58:BZ:144:LEU:HD12	58:BZ:149:SER:HA	1.90	0.53
1:CA:267:C:OP2	17:CQ:67:LYS:HD2	2.09	0.53
1:CA:659:U:H2'	1:CA:660:G:H8	1.74	0.53
1:CA:1399:C:C2	1:CA:1502:A:N6	2.77	0.53
1:CA:1440:C:O2'	1:CA:1441:G:H5'	2.09	0.53
1:CA:1500:A:O5'	1:CA:1500:A:H8	1.90	0.53
2:CB:42:ILE:O	2:CB:42:ILE:HG23	2.08	0.53
2:CB:187:LEU:CD2	2:CB:201:ILE:O	2.57	0.53
5:CE:20:GLN:O	5:CE:21:ALA:C	2.46	0.53
7:CG:50:ILE:HD12	7:CG:61:VAL:HG11	1.91	0.53
9:CI:5:TYR:OH	9:CI:16:ARG:HG2	2.09	0.53
10:CJ:63:PHE:HA	14:CN:59:ALA:H	1.72	0.53
13:CM:4:ILE:CD1	13:CM:22:ILE:HD11	2.39	0.53
36:DA:962:G:C2'	36:DA:963:U:H5'	2.39	0.53
36:DA:1240:U:O2'	36:DA:1241:A:H5'	2.08	0.53
36:DA:2141:G:O2'	36:DA:2142:C:H5'	2.09	0.53
36:DA:2567:G:H2'	36:DA:2568:C:C6	2.44	0.53
38:DC:46:ALA:HA	38:DC:212:SER:O	2.08	0.53
40:DE:44:TYR:O	40:DE:45:THR:CB	2.57	0.53
42:DG:72:ARG:NH1	42:DG:86:MET:HG2	2.23	0.53
42:DG:173:LEU:HD22	42:DG:178:PHE:CE2	2.43	0.53
43:DH:41:MET:CG	43:DH:43:VAL:HG13	2.38	0.53
44:DI:61:ARG:O	44:DI:65:ALA:HB3	2.09	0.53
46:DN:17:ASP:HB2	46:DN:55:VAL:HG12	1.90	0.53
47:DO:7:TYR:CZ	47:DO:44:LYS:HG3	2.44	0.53
49:DQ:24:GLY:O	49:DQ:102:VAL:HG23	2.07	0.53
52:DT:28:VAL:CG2	52:DT:47:GLY:H	2.21	0.53
52:DT:112:ARG:HB3	52:DT:112:ARG:NH1	2.23	0.53
58:DZ:27:VAL:O	58:DZ:27:VAL:HG13	2.09	0.53
1:AA:148:G:H2'	1:AA:149:A:C8	2.43	0.53
3:AC:52:LEU:H	3:AC:52:LEU:CD2	2.20	0.53
3:AC:187:ALA:HB3	3:AC:198:VAL:HB	1.91	0.53
9:AI:5:TYR:CE2	9:AI:18:PHE:HE1	2.27	0.53
16:AP:21:VAL:O	16:AP:33:ILE:HB	2.08	0.53

Continued on next page...

Continued from previous page...

Atom-1	Atom-2	Interatomic distance (Å)	Clash overlap (Å)
26:B0:51:VAL:CG2	26:B0:81:VAL:HG23	2.39	0.53
34:B8:25:MET:SD	48:BP:64:LYS:HD2	2.48	0.53
36:BA:271(M):G:C5'	44:BI:53:ALA:HB1	2.38	0.53
36:BA:373:U:H2'	36:BA:374:A:H8	1.73	0.53
36:BA:908:C:OP2	49:BQ:22:LYS:HE2	2.09	0.53
36:BA:1144:G:H2'	36:BA:1145:C:H6	1.73	0.53
36:BA:1257:C:H4'	41:BF:83:PHE:CD1	2.44	0.53
36:BA:1292:U:H2'	36:BA:1293:C:C6	2.44	0.53
36:BA:1541:G:H4'	36:BA:1542:A:H5''	1.89	0.53
36:BA:2199:A:C5'	36:BA:2200:C:OP2	2.56	0.53
36:BA:2222:G:O2'	36:BA:2223:G:H5'	2.09	0.53
36:BA:2320:A:H2'	36:BA:2320:A:N3	2.24	0.53
36:BA:2785:C:H2'	36:BA:2786:U:H6	1.74	0.53
36:BA:2791:C:H4'	36:BA:2792:G:O5'	2.08	0.53
42:BG:57:ALA:HB2	42:BG:90:LEU:HD21	1.90	0.53
44:BI:70:GLU:O	44:BI:71:ILE:HG13	2.09	0.53
46:BN:119:ARG:HH11	46:BN:119:ARG:CG	2.21	0.53
47:BO:10:VAL:HG21	47:BO:16:ALA:O	2.09	0.53
48:BP:48:PRO:HG2	48:BP:49:ARG:N	2.24	0.53
48:BP:103:ALA:O	48:BP:104:GLY:O	2.27	0.53
48:BP:124:LYS:CD	48:BP:143:GLY:HA3	2.32	0.53
50:BR:57:ARG:O	50:BR:59:ASP:N	2.37	0.53
54:BV:35:LEU:HB2	54:BV:57:VAL:CG1	2.37	0.53
56:BX:80:ILE:HD13	56:BX:80:ILE:C	2.29	0.53
57:BY:30:VAL:HG12	57:BY:31:LEU:H	1.74	0.53
57:BY:96:ILE:HG22	57:BY:97:ARG:N	2.24	0.53
1:CA:1070:U:H2'	1:CA:1071:C:C6	2.44	0.53
1:CA:1073:U:H3	1:CA:1102:A:H61	1.55	0.53
1:CA:1493:A:H8	59:CX:20:A2M:HM'1	1.65	0.53
4:CD:102:ASP:HA	4:CD:121:VAL:HG21	1.91	0.53
4:CD:129:ASN:ND2	4:CD:145:GLU:N	2.49	0.53
11:CK:24:SER:O	11:CK:26:ASN:N	2.42	0.53
19:CS:65:ASN:HA	30:D4:48:ARG:NH2	2.24	0.53
23:CW:43:A:H2'	23:CW:44:A:H8	1.74	0.53
25:CY:60:ILE:HG22	25:CY:64:HIS:C	2.29	0.53
35:D9:22:ARG:HB2	35:D9:24:TYR:CE1	2.43	0.53
36:DA:185:U:H4'	36:DA:218:A:H4'	1.91	0.53
36:DA:848:G:H8	36:DA:848:G:H5'	1.74	0.53
36:DA:1047:G:H21	36:DA:1111:A:H62	1.57	0.53
36:DA:1049:C:H41	36:DA:1111:A:H2	1.55	0.53
36:DA:1528:A:C2	36:DA:1542:A:H2	2.27	0.53

Continued on next page...

Continued from previous page...

Atom-1	Atom-2	Interatomic distance (Å)	Clash overlap (Å)
36:DA:1745(A):C:H5'	36:DA:1746:G:OP2	2.09	0.53
36:DA:1799:G:H5'	36:DA:1819:A:N6	2.23	0.53
36:DA:2291:U:H2'	36:DA:2292:C:C6	2.42	0.53
37:DB:57:A:C4'	42:DG:30:GLU:HG2	2.40	0.53
39:DD:46:GLN:CD	39:DD:46:GLN:H	2.12	0.53
39:DD:65:ILE:HD11	39:DD:67:PHE:CD2	2.44	0.53
42:DG:34:LEU:HD12	42:DG:161:THR:OG1	2.09	0.53
43:DH:84:SER:O	43:DH:85:LYS:HB2	2.09	0.53
44:DI:88:ILE:CG1	44:DI:142:VAL:HG13	2.39	0.53
46:DN:34:LEU:HD11	46:DN:120:LEU:HB2	1.91	0.53
48:DP:101:VAL:C	48:DP:103:ALA:H	2.12	0.53
48:DP:107:LYS:C	48:DP:109:GLY:H	2.12	0.53
51:DS:12:PHE:HD1	51:DS:12:PHE:H	1.57	0.53
52:DT:80:SER:CB	52:DT:81:PRO:HD3	2.36	0.53
1:AA:6:G:H4'	1:AA:298:A:H4'	1.91	0.52
1:AA:373:A:O2'	1:AA:374:A:H5'	2.10	0.52
1:AA:933:G:OP2	7:AG:3:ARG:HB2	2.09	0.52
2:AB:121:LEU:HA	2:AB:124:SER:HB3	1.91	0.52
3:AC:19:GLU:HG3	3:AC:54:ARG:NH1	2.24	0.52
4:AD:9:CYS:HB3	4:AD:32:ALA:CB	2.39	0.52
4:AD:116:GLN:NE2	4:AD:157:LEU:HD21	2.25	0.52
10:AJ:50:ILE:CG2	10:AJ:60:ARG:HD3	2.37	0.52
12:AL:25:PRO:O	12:AL:27:LEU:HD22	2.08	0.52
13:AM:21:TYR:C	13:AM:22:ILE:HD12	2.30	0.52
15:AO:17:ARG:HG3	15:AO:17:ARG:NH1	2.17	0.52
15:AO:82:ILE:HG12	15:AO:87:ILE:HG13	1.90	0.52
22:AV:59:A:C2'	22:AV:60:U:H5'	2.39	0.52
23:AW:13:C:HO2'	23:AW:14:A:H8	1.56	0.52
25:AZ:169:ALA:O	25:AZ:176:LEU:HD13	2.09	0.52
26:B0:11:ARG:O	26:B0:14:ARG:NH2	2.43	0.52
26:B0:14:ARG:HD2	36:BA:2279:G:O6	2.09	0.52
30:B4:26:SER:OG	30:B4:27:THR:N	2.41	0.52
36:BA:407:G:H2'	36:BA:408:G:H8	1.74	0.52
36:BA:1817:G:OP1	39:BD:88:ARG:NH2	2.35	0.52
36:BA:1845:G:C2'	36:BA:1846:G:C5'	2.76	0.52
36:BA:1899:G:N2	36:BA:1902:C:N4	2.41	0.52
36:BA:2537:U:H2'	36:BA:2538:C:H6	1.73	0.52
36:BA:2645:G:H3'	36:BA:2646:C:C5'	2.31	0.52
37:BB:56:G:H21	37:BB:59:A:H61	1.57	0.52
37:BB:63:G:O2'	37:BB:64:C:H5'	2.09	0.52
39:BD:166:GLN:HE21	39:BD:166:GLN:N	2.06	0.52

Continued on next page...

Continued from previous page...

Atom-1	Atom-2	Interatomic distance (Å)	Clash overlap (Å)
41:BF:8:GLN:HG2	41:BF:126:VAL:CG1	2.39	0.52
41:BF:89:VAL:HG12	41:BF:90:PHE:N	2.24	0.52
42:BG:46:ALA:CB	42:BG:88:ILE:HD11	2.34	0.52
42:BG:58:GLN:O	42:BG:62:LEU:HD13	2.08	0.52
42:BG:74:LYS:HD2	42:BG:74:LYS:H	1.74	0.52
44:BI:134:PRO:CG	44:BI:135:GLU:H	2.19	0.52
47:BO:105:GLU:HA	47:BO:108:GLU:OE2	2.09	0.52
48:BP:33:ARG:O	48:BP:34:GLY:C	2.47	0.52
48:BP:81:GLN:OE1	48:BP:105:LEU:HB3	2.08	0.52
52:BT:89:VAL:HG21	52:BT:91:ARG:CZ	2.39	0.52
1:CA:484:G:H4'	1:CA:485:G:O5'	2.09	0.52
1:CA:513:C:H2'	1:CA:514:C:C6	2.44	0.52
1:CA:783:C:H2'	1:CA:784:C:H6	1.74	0.52
1:CA:797:C:OP1	11:CK:124:LYS:HE3	2.10	0.52
3:CC:14:ILE:HG23	3:CC:15:THR:N	2.24	0.52
10:CJ:78:ASN:O	10:CJ:82:ILE:HG12	2.08	0.52
13:CM:94:ARG:CZ	19:CS:81:ARG:HG3	2.40	0.52
17:CQ:53:LEU:HD22	17:CQ:82:MET:CE	2.39	0.52
25:CY:81:ARG:O	25:CY:82:TYR:CB	2.57	0.52
26:D0:9:SER:OG	26:D0:10:THR:N	2.41	0.52
27:D1:44:PRO:O	27:D1:46:LEU:HD22	2.09	0.52
27:D1:83:GLU:N	27:D1:83:GLU:OE1	2.43	0.52
32:D6:11:LEU:HD13	32:D6:11:LEU:N	2.24	0.52
36:DA:80:G:O2'	36:DA:81:G:H5'	2.10	0.52
36:DA:214:G:H1'	36:DA:216:A:O2'	2.08	0.52
36:DA:535:C:O2'	36:DA:536:A:H5'	2.09	0.52
36:DA:1188:U:C2'	36:DA:1189:A:H5'	2.39	0.52
36:DA:1782:C:H1'	36:DA:2609:U:H5''	1.89	0.52
36:DA:1856:G:H2'	36:DA:1857:G:H5'	1.91	0.52
36:DA:1899:G:O2'	36:DA:1900:A:H5''	2.09	0.52
36:DA:2529:G:H5''	36:DA:2530:A:H5''	1.90	0.52
36:DA:2702:U:H4'	36:DA:2703:C:OP1	2.08	0.52
36:DA:2796:U:H3'	36:DA:2799:C:C5'	2.39	0.52
39:DD:211:ARG:HA	39:DD:214:TRP:CD2	2.44	0.52
43:DH:159:GLU:HG3	43:DH:160:LYS:H	1.73	0.52
44:DI:64:GLU:OE1	44:DI:67:ARG:HD2	2.09	0.52
47:DO:4:PRO:HA	47:DO:21:CYS:O	2.08	0.52
47:DO:24:VAL:HG23	47:DO:33:ALA:HB2	1.91	0.52
53:DU:104:GLN:HB3	54:DV:44:LYS:HZ3	1.73	0.52
54:DV:69:LYS:HG3	54:DV:70:ILE:N	2.22	0.52
57:DY:89:PHE:O	57:DY:90:LEU:HD23	2.09	0.52

Continued on next page...

Continued from previous page...

Atom-1	Atom-2	Interatomic distance (Å)	Clash overlap (Å)
1:AA:419:C:N4	1:AA:424:G:H1	2.06	0.52
1:AA:811:C:H4'	1:AA:900:A:N6	2.24	0.52
1:AA:862:C:C2'	1:AA:863:U:H5'	2.39	0.52
1:AA:1457:G:O2'	1:AA:1458:G:H5'	2.09	0.52
2:AB:114:ARG:HH11	2:AB:118:LEU:HD21	1.74	0.52
3:AC:60:ALA:O	3:AC:61:ALA:HB2	2.09	0.52
8:AH:77:GLU:HG2	8:AH:78:GLN:H	1.74	0.52
9:AI:8:GLY:C	9:AI:76:ALA:HB1	2.30	0.52
10:AJ:40:LEU:CB	10:AJ:69:ASN:HB2	2.39	0.52
10:AJ:50:ILE:HD13	10:AJ:50:ILE:N	2.14	0.52
13:AM:7:VAL:O	13:AM:7:VAL:HG12	2.09	0.52
13:AM:14:ARG:HB2	13:AM:16:ASP:OD1	2.10	0.52
14:AN:13:THR:HG22	14:AN:13:THR:O	2.09	0.52
15:AO:37:ASN:HD22	15:AO:37:ASN:H	1.58	0.52
22:AV:2:G:H2'	22:AV:3:C:H6	1.75	0.52
25:AY:81:ARG:O	25:AY:82:TYR:HB2	2.10	0.52
26:B0:40:GLN:HE21	26:B0:57:PHE:HB3	1.74	0.52
32:B6:10:LEU:CD2	32:B6:10:LEU:N	2.71	0.52
32:B6:16:CYS:O	32:B6:17:LYS:HB2	2.10	0.52
32:B6:45:LYS:HG2	36:BA:2371:G:H5''	1.91	0.52
36:BA:57:C:O2'	36:BA:58:G:H5'	2.09	0.52
36:BA:150:C:H2'	36:BA:151:C:C6	2.44	0.52
36:BA:901:A:H5'	36:BA:902:C:OP2	2.09	0.52
36:BA:1827:C:OP2	39:BD:222:ARG:NH1	2.41	0.52
36:BA:2062:A:H2'	36:BA:2063:C:C5'	2.40	0.52
36:BA:2523:G:C2'	36:BA:2524:G:C5'	2.87	0.52
36:BA:2852:G:P	50:BR:64:ARG:HH12	2.33	0.52
39:BD:218:ARG:HB3	39:BD:219:PRO:HD2	1.92	0.52
41:BF:125:LEU:HD23	41:BF:125:LEU:N	2.24	0.52
41:BF:132:VAL:CG2	41:BF:133:ASN:H	2.01	0.52
41:BF:148:LEU:HD22	41:BF:154:VAL:HG21	1.90	0.52
41:BF:199:TRP:O	41:BF:203:GLN:HG2	2.08	0.52
42:BG:66:GLN:OE1	42:BG:94:LEU:HD23	2.09	0.52
42:BG:119:GLY:O	42:BG:120:LEU:HD23	2.09	0.52
44:BI:6:LEU:C	44:BI:15:VAL:HG12	2.28	0.52
44:BI:132:PRO:HG2	44:BI:133:HIS:ND1	2.24	0.52
47:BO:4:PRO:HA	47:BO:21:CYS:O	2.10	0.52
47:BO:104:ARG:NH2	52:BT:33:LYS:HD2	2.23	0.52
54:BV:2:PHE:CE1	54:BV:13:ARG:NH1	2.77	0.52
55:BW:5:ALA:HB2	55:BW:54:ALA:HB2	1.90	0.52
57:BY:79:CYS:HG	57:BY:80:GLY:H	1.53	0.52

Continued on next page...

Continued from previous page...

Atom-1	Atom-2	Interatomic distance (Å)	Clash overlap (Å)
1:CA:175:C:O2'	1:CA:176:C:H5'	2.09	0.52
1:CA:428:G:C6	1:CA:430:A:N6	2.78	0.52
1:CA:1041:A:H2'	1:CA:1042:G:C8	2.44	0.52
1:CA:1199:U:H4'	10:CJ:54:PHE:CE1	2.44	0.52
1:CA:1280:A:O4'	10:CJ:41:PRO:HG3	2.10	0.52
1:CA:1400:C:O4'	59:CX:18:G:N1	2.42	0.52
1:CA:1417:G:C6	1:CA:1482:G:C6	2.97	0.52
2:CB:167:PRO:CD	2:CB:188:ALA:HB2	2.37	0.52
2:CB:184:VAL:O	2:CB:198:ASP:HB2	2.10	0.52
4:CD:129:ASN:HD21	4:CD:144:ASP:HA	1.74	0.52
9:CI:8:GLY:C	9:CI:76:ALA:HB1	2.30	0.52
9:CI:126:SER:O	9:CI:127:LYS:HB3	2.07	0.52
16:CP:17:TYR:CD1	16:CP:17:TYR:N	2.77	0.52
16:CP:21:VAL:O	16:CP:33:ILE:HB	2.09	0.52
19:CS:64:GLU:HG3	19:CS:65:ASN:N	2.23	0.52
30:D4:53:GLU:O	30:D4:56:VAL:HG23	2.09	0.52
32:D6:10:LEU:N	32:D6:10:LEU:CD2	2.71	0.52
33:D7:35:ARG:HG3	33:D7:42:LEU:HD11	1.91	0.52
36:DA:237:C:O2'	36:DA:238:C:H5'	2.08	0.52
36:DA:1021:A:C8	36:DA:1021:A:C3'	2.92	0.52
36:DA:2155:G:O2'	36:DA:2156:G:H5'	2.08	0.52
36:DA:2187:G:H2'	36:DA:2188:C:O4'	2.08	0.52
36:DA:2853:C:H2'	36:DA:2854:G:C8	2.44	0.52
37:DB:52:A:H62	51:DS:33:LYS:CD	2.20	0.52
39:DD:182:LEU:H	39:DD:272:ALA:HB2	1.74	0.52
41:DF:192:LEU:HD22	41:DF:194:MET:HG3	1.92	0.52
42:DG:13:GLU:O	42:DG:17:PRO:HG3	2.09	0.52
43:DH:30:LYS:HG3	43:DH:81:GLU:H	1.73	0.52
47:DO:120:GLU:HG3	47:DO:121:VAL:N	2.25	0.52
51:DS:34:HIS:O	51:DS:35:ILE:HB	2.09	0.52
51:DS:40:ILE:HG22	51:DS:41:ASP:N	2.25	0.52
51:DS:59:LYS:CG	51:DS:60:GLY:H	2.22	0.52
55:DW:50:VAL:HG22	55:DW:105:VAL:CG2	2.38	0.52
56:DX:10:ALA:HB1	56:DX:11:PRO:HD2	1.91	0.52
58:DZ:105:VAL:O	58:DZ:105:VAL:HG13	2.09	0.52
1:AA:429:U:H1'	1:AA:430:A:H5''	1.91	0.52
1:AA:555:C:H2'	1:AA:556:C:C6	2.45	0.52
1:AA:1030:C:H2'	1:AA:1030(A):G:H5'	1.91	0.52
1:AA:1042:G:H2'	1:AA:1043:C:C6	2.44	0.52
2:AB:112:VAL:C	2:AB:114:ARG:H	2.11	0.52
3:AC:116:VAL:O	3:AC:119:ARG:HB3	2.09	0.52

Continued on next page...

Continued from previous page...

Atom-1	Atom-2	Interatomic distance (Å)	Clash overlap (Å)
3:AC:127:ARG:N	3:AC:127:ARG:HD2	2.25	0.52
4:AD:25:ARG:HH11	4:AD:25:ARG:HG2	1.74	0.52
4:AD:102:ASP:HA	4:AD:121:VAL:HG21	1.91	0.52
6:AF:84:ASN:O	6:AF:86:ARG:HG3	2.09	0.52
25:AY:30:LEU:HA	25:AY:33:ASP:HB3	1.92	0.52
30:B4:5:ILE:C	30:B4:6:HIS:HD2	2.12	0.52
33:B7:39:ARG:HD3	36:BA:458:G:O2'	2.09	0.52
35:B9:7:VAL:HG21	35:B9:36:GLN:HB2	1.90	0.52
36:BA:237:C:O2'	36:BA:238:C:H5'	2.09	0.52
36:BA:284:U:H2'	36:BA:285:C:C6	2.44	0.52
36:BA:1221:C:H2'	36:BA:1221(A):C:H6	1.74	0.52
36:BA:2481:G:HO2'	36:BA:2482:G:P	2.32	0.52
36:BA:2579:C:O2'	40:BE:131:ALA:HB3	2.10	0.52
39:BD:154:LYS:C	39:BD:155:LEU:HD12	2.29	0.52
39:BD:270:ILE:O	39:BD:270:ILE:HD12	2.10	0.52
40:BE:1:MET:O	40:BE:2:LYS:C	2.46	0.52
41:BF:179:GLU:OE1	41:BF:179:GLU:N	2.40	0.52
43:BH:159:GLU:CG	43:BH:160:LYS:N	2.72	0.52
44:BI:31:LEU:H	44:BI:31:LEU:CD1	2.22	0.52
44:BI:140:LEU:HD23	44:BI:140:LEU:H	1.74	0.52
48:BP:16:ARG:NH1	48:BP:16:ARG:CB	2.71	0.52
49:BQ:10:ARG:HB2	49:BQ:10:ARG:NH1	2.25	0.52
49:BQ:63:LYS:HD3	49:BQ:65:PHE:CZ	2.45	0.52
54:BV:21:ARG:HG3	54:BV:93:GLU:HG2	1.90	0.52
54:BV:39:LEU:CD1	54:BV:51:VAL:HA	2.39	0.52
54:BV:99:ILE:HD13	54:BV:99:ILE:N	2.25	0.52
56:BX:36:LYS:HD3	56:BX:56:THR:HG23	1.91	0.52
58:BZ:69:THR:HG22	58:BZ:90:VAL:HG22	1.92	0.52
1:CA:256:U:H2'	1:CA:257:G:H8	1.74	0.52
1:CA:376:G:H5''	16:CP:5:ARG:HB2	1.90	0.52
1:CA:1011:G:H1	1:CA:1018:C:H42	1.57	0.52
1:CA:1478:C:O2'	1:CA:1479:C:H5'	2.10	0.52
5:CE:41:VAL:HG23	5:CE:67:VAL:HG12	1.89	0.52
15:CO:82:ILE:HG12	15:CO:87:ILE:HG13	1.91	0.52
16:CP:28:ARG:HG2	16:CP:28:ARG:NH1	2.23	0.52
16:CP:43:LYS:HA	16:CP:48:TRP:HB3	1.91	0.52
20:CT:58:LYS:O	20:CT:62:LEU:HD12	2.09	0.52
30:D4:6:HIS:HB3	30:D4:7:PRO:CD	2.39	0.52
36:DA:876:C:H2'	36:DA:877:U:O4'	2.07	0.52
36:DA:1286:A:O2'	36:DA:1288:U:OP2	2.23	0.52
36:DA:2689:U:H5''	36:DA:2690:C:H5'	1.91	0.52

Continued on next page...

Continued from previous page...

Atom-1	Atom-2	Interatomic distance (Å)	Clash overlap (Å)
37:DB:16:G:O2'	37:DB:17:C:H5'	2.08	0.52
37:DB:23:G:N2	37:DB:61:G:C4	2.77	0.52
39:DD:226:MET:HB3	39:DD:230:ASP:HB2	1.90	0.52
42:DG:88:ILE:CG2	42:DG:89:GLY:N	2.72	0.52
46:DN:133:GLN:HG2	46:DN:134:ARG:N	2.18	0.52
49:DQ:138:ASP:C	49:DQ:140:ALA:H	2.13	0.52
54:DV:49:THR:O	54:DV:50:PRO:C	2.48	0.52
58:DZ:97:GLU:HG3	58:DZ:127:LYS:HB3	1.90	0.52
1:AA:189(I):G:O2'	1:AA:189(J):G:H5'	2.10	0.52
1:AA:1452:C:H5'	1:AA:1456:G:N3	2.24	0.52
2:AB:154:LEU:O	2:AB:155:LEU:C	2.48	0.52
2:AB:193:ASP:O	2:AB:196:LEU:HG	2.09	0.52
3:AC:51:GLY:O	3:AC:115:LEU:HD21	2.09	0.52
3:AC:64:VAL:CG1	3:AC:66:VAL:HG23	2.33	0.52
3:AC:121:ALA:CB	3:AC:187:ALA:HB1	2.39	0.52
9:AI:77:ILE:HG22	9:AI:77:ILE:O	2.08	0.52
20:AT:13:LEU:CD1	20:AT:13:LEU:H	2.23	0.52
23:AW:47:U:H3'	23:AW:48:C:C5'	2.40	0.52
24:AX:15:A:H2'	24:AX:16:A:OP2	2.10	0.52
36:BA:654(V):A:H3'	36:BA:655:A:H2'	1.91	0.52
36:BA:885:C:H1'	36:BA:892:G:H22	1.74	0.52
36:BA:1115:G:C2'	36:BA:1116:C:O4'	2.55	0.52
36:BA:1493:C:C4	36:BA:2206:G:O2'	2.61	0.52
36:BA:2183:C:H2'	36:BA:2184:G:C8	2.40	0.52
36:BA:2472:G:H3'	36:BA:2475:C:N4	2.24	0.52
36:BA:2666:C:H5'	36:BA:2667:C:OP2	2.10	0.52
36:BA:2801(A):A:H5'	36:BA:2802:G:C8	2.44	0.52
37:BB:31:C:H5'	37:BB:32:C:OP2	2.08	0.52
40:BE:82:ARG:O	40:BE:83:ASP:HB2	2.09	0.52
41:BF:4:VAL:HG12	41:BF:4:VAL:O	2.09	0.52
41:BF:165:ARG:HH11	41:BF:165:ARG:CB	2.23	0.52
43:BH:139:GLN:HA	43:BH:139:GLN:OE1	2.09	0.52
43:BH:153:LYS:H	43:BH:153:LYS:CD	2.06	0.52
49:BQ:116:GLU:HA	49:BQ:116:GLU:OE1	2.10	0.52
50:BR:18:LEU:HD23	50:BR:19:ALA:N	2.25	0.52
52:BT:28:VAL:CG2	52:BT:46:GLU:HA	2.35	0.52
56:BX:47:PHE:HD2	56:BX:89:ILE:HG23	1.74	0.52
58:BZ:19:ARG:NH1	58:BZ:84:GLU:O	2.42	0.52
1:CA:1305:G:O2'	1:CA:1331:G:N2	2.42	0.52
2:CB:81:VAL:HG12	2:CB:81:VAL:O	2.09	0.52
3:CC:134:ILE:HG21	3:CC:168:ALA:HB3	1.91	0.52

Continued on next page...

Continued from previous page...

Atom-1	Atom-2	Interatomic distance (Å)	Clash overlap (Å)
4:CD:129:ASN:HD22	4:CD:129:ASN:N	2.05	0.52
8:CH:84:ARG:HH12	8:CH:86:ILE:HD13	1.74	0.52
9:CI:28:VAL:HG13	9:CI:63:ILE:O	2.09	0.52
20:CT:45:GLN:CB	20:CT:91:LEU:HD13	2.39	0.52
25:CZ:34:THR:HG21	25:CZ:75:LEU:HD13	1.91	0.52
30:D4:28:LYS:NZ	30:D4:29:PRO:HD2	2.23	0.52
36:DA:271(O):C:HO2'	36:DA:271(P):C:H6	1.55	0.52
36:DA:558:G:P	46:DN:111:PRO:HD2	2.48	0.52
36:DA:662:G:H5'	48:DP:18:ARG:HA	1.91	0.52
36:DA:892:G:H2'	36:DA:893:C:C6	2.44	0.52
36:DA:1280:G:C3'	36:DA:1281:G:H5''	2.40	0.52
36:DA:1803:A:O3'	39:DD:259:THR:CG2	2.57	0.52
36:DA:2314:C:H4'	42:DG:38:VAL:CG2	2.26	0.52
36:DA:2404:C:H2'	36:DA:2405:G:O4'	2.09	0.52
37:DB:73:A:C2'	37:DB:74:U:H5'	2.40	0.52
39:DD:35:LYS:HB3	39:DD:35:LYS:NZ	2.24	0.52
39:DD:43:ARG:HD2	39:DD:44:ASN:OD1	2.08	0.52
40:DE:19:ARG:HB2	40:DE:19:ARG:HH11	1.75	0.52
41:DF:133:ASN:H	41:DF:133:ASN:HD22	1.58	0.52
43:DH:109:PHE:C	43:DH:111:HIS:H	2.13	0.52
46:DN:46:VAL:O	46:DN:47:ALA:HB3	2.08	0.52
48:DP:59:LEU:N	48:DP:61:ARG:HE	2.07	0.52
49:DQ:109:VAL:HG12	49:DQ:113:GLN:HB2	1.90	0.52
56:DX:47:PHE:HD2	56:DX:89:ILE:HG23	1.74	0.52
1:AA:284:G:H2'	1:AA:285:G:H8	1.74	0.52
1:AA:484:G:H4'	1:AA:485:G:O5'	2.08	0.52
1:AA:729:A:H2'	1:AA:730:G:H8	1.74	0.52
1:AA:1371:G:O3'	9:AI:69:GLY:HA3	2.10	0.52
1:AA:1399:C:H4'	1:AA:1400:C:H5''	1.89	0.52
4:AD:58:LEU:HD23	4:AD:58:LEU:C	2.29	0.52
4:AD:159:ARG:HH11	4:AD:159:ARG:HG3	1.74	0.52
8:AH:89:PRO:HA	8:AH:92:ARG:NH1	2.19	0.52
9:AI:93:ARG:C	9:AI:95:LYS:H	2.13	0.52
10:AJ:78:ASN:O	10:AJ:82:ILE:HG12	2.09	0.52
10:AJ:82:ILE:O	10:AJ:82:ILE:HG22	2.09	0.52
12:AL:27:LEU:C	12:AL:29:GLY:N	2.62	0.52
16:AP:82:GLN:O	16:AP:84:ALA:N	2.43	0.52
19:AS:53:ASN:O	19:AS:77:THR:HG22	2.08	0.52
25:AZ:173:ASP:O	25:AZ:174:SER:HB3	2.09	0.52
34:B8:13:ARG:HD2	48:BP:61:ARG:CD	2.39	0.52
36:BA:654(P):C:C2'	36:BA:654(Q):C:H5'	2.40	0.52

Continued on next page...

Continued from previous page...

Atom-1	Atom-2	Interatomic distance (Å)	Clash overlap (Å)
36:BA:1319:G:O2'	36:BA:1320:C:H5'	2.10	0.52
36:BA:1478:G:O2'	36:BA:1558:A:H2	1.92	0.52
36:BA:1568:G:P	39:BD:63:ARG:HH22	2.32	0.52
36:BA:2305:A:H5''	42:BG:134:GLY:HA3	1.90	0.52
36:BA:2734:A:H5'	36:BA:2735:G:OP2	2.10	0.52
37:BB:27:C:H5'	51:BS:33:LYS:HE3	1.92	0.52
38:BC:23:ILE:HB	38:BC:191:ARG:NH2	2.25	0.52
39:BD:73:VAL:HG13	39:BD:120:GLY:CA	2.39	0.52
43:BH:51:ARG:HG2	43:BH:52:VAL:N	2.25	0.52
44:BI:117:GLU:OE2	44:BI:128:LEU:HD11	2.10	0.52
50:BR:2:ARG:HD2	50:BR:2:ARG:C	2.30	0.52
52:BT:40:THR:O	52:BT:41:ARG:CB	2.57	0.52
52:BT:61:PHE:CE1	52:BT:76:PHE:HB2	2.44	0.52
54:BV:21:ARG:O	54:BV:22:VAL:HG13	2.10	0.52
1:CA:707:C:O2'	1:CA:708:C:H5'	2.09	0.52
1:CA:1207:G:H2'	1:CA:1208:C:C6	2.45	0.52
1:CA:1317:C:C2'	1:CA:1318:A:H5'	2.39	0.52
1:CA:1469:G:H2'	1:CA:1470:G:H8	1.75	0.52
2:CB:28:PHE:O	2:CB:28:PHE:HD1	1.93	0.52
2:CB:91:PRO:HG2	2:CB:155:LEU:HB2	1.92	0.52
2:CB:107:THR:HA	2:CB:110:GLN:NE2	2.18	0.52
4:CD:159:ARG:HG3	4:CD:159:ARG:HH11	1.75	0.52
5:CE:10:MET:HA	5:CE:32:VAL:HA	1.91	0.52
6:CF:47:ARG:HH11	6:CF:47:ARG:HG2	1.74	0.52
8:CH:77:GLU:HG2	8:CH:78:GLN:H	1.75	0.52
9:CI:50:LEU:O	9:CI:53:VAL:HG22	2.09	0.52
14:CN:12:ARG:HB2	14:CN:12:ARG:NH1	2.25	0.52
25:CZ:40:GLU:C	25:CZ:45:PRO:HG3	2.30	0.52
31:D5:3:LYS:HG2	36:DA:747:U:O4	2.09	0.52
32:D6:11:LEU:HD11	32:D6:26:ASN:HB2	1.92	0.52
36:DA:996:A:H4'	53:DU:92:ARG:HG3	1.91	0.52
36:DA:1494:A:H3'	36:DA:1494:A:N3	2.25	0.52
36:DA:2111:C:H42	36:DA:2147:G:H21	1.57	0.52
36:DA:2744:G:H1'	36:DA:2761:G:N2	2.25	0.52
38:DC:31:LYS:HE2	38:DC:180:SER:O	2.09	0.52
41:DF:132:VAL:HG22	41:DF:133:ASN:ND2	2.25	0.52
50:DR:38:VAL:HB	50:DR:39:PRO:CD	2.36	0.52
58:DZ:27:VAL:HG12	58:DZ:85:HIS:HE1	1.73	0.52
1:AA:419:C:H2'	1:AA:420:U:H5'	1.92	0.52
1:AA:1330:U:H4'	13:AM:23:TYR:CE2	2.45	0.52
2:AB:53:ARG:HH12	2:AB:199:TYR:HA	1.74	0.52

Continued on next page...

Continued from previous page...

Atom-1	Atom-2	Interatomic distance (Å)	Clash overlap (Å)
7:AG:53:LYS:O	7:AG:54:THR:HB	2.08	0.52
8:AH:63:LEU:N	8:AH:63:LEU:HD22	2.24	0.52
11:AK:11:LYS:O	11:AK:13:GLN:HG3	2.10	0.52
25:AY:25:LYS:O	25:AY:29:GLU:HB2	2.10	0.52
28:B2:46:GLN:HB2	28:B2:49:LYS:HE3	1.92	0.52
31:B5:37:LYS:O	31:B5:38:ALA:O	2.28	0.52
32:B6:11:LEU:HD13	32:B6:11:LEU:N	2.23	0.52
33:B7:46:VAL:HG12	33:B7:47:ARG:H	1.71	0.52
36:BA:271(M):G:O2'	36:BA:271(O):C:H5'	2.10	0.52
36:BA:582:G:H2'	36:BA:583:G:C8	2.45	0.52
36:BA:1280:G:C3'	36:BA:1281:G:H5''	2.40	0.52
36:BA:1336:A:O2'	36:BA:1337:G:H5'	2.10	0.52
36:BA:2206:G:H3'	36:BA:2206:G:N3	2.25	0.52
36:BA:2853:C:H2'	36:BA:2854:G:C8	2.45	0.52
37:BB:65:C:O2'	37:BB:66:A:H5'	2.09	0.52
37:BB:73:A:C2'	37:BB:74:U:H5'	2.38	0.52
42:BG:51:ARG:HA	42:BG:51:ARG:HE	1.73	0.52
42:BG:181:ARG:HG2	42:BG:181:ARG:O	2.08	0.52
49:BQ:21:THR:OG1	49:BQ:99:PRO:O	2.28	0.52
50:BR:7:GLY:C	50:BR:8:ARG:NE	2.62	0.52
51:BS:59:LYS:CG	51:BS:60:GLY:H	2.23	0.52
57:BY:7:VAL:HG21	57:BY:8:LYS:NZ	2.24	0.52
58:BZ:153:SER:C	58:BZ:155:LEU:N	2.63	0.52
1:CA:487:A:H2'	1:CA:488:C:O4'	2.10	0.52
1:CA:636:U:H5'	17:CQ:2:PRO:HG3	1.92	0.52
1:CA:1042:G:H2'	1:CA:1043:C:C6	2.45	0.52
1:CA:1431:C:H2'	1:CA:1432:G:O4'	2.10	0.52
3:CC:116:VAL:O	3:CC:119:ARG:HB3	2.09	0.52
8:CH:103:VAL:CG2	8:CH:110:ALA:HB2	2.40	0.52
9:CI:95:LYS:HD3	9:CI:95:LYS:C	2.29	0.52
13:CM:57:ARG:HH12	30:D4:34:GLU:HA	1.73	0.52
15:CO:82:ILE:HG23	15:CO:83:GLU:N	2.25	0.52
19:CS:6:LYS:HG2	19:CS:7:LYS:N	2.23	0.52
23:CW:74:C:H5'	27:D1:23:LYS:HG3	1.91	0.52
25:CY:57:SER:CB	25:CY:84:TYR:OH	2.46	0.52
25:CZ:55:PHE:HB3	25:CZ:67:VAL:HG11	1.92	0.52
33:D7:34:ARG:HH11	33:D7:39:ARG:HG3	1.72	0.52
34:D8:4:MET:HE2	36:DA:593:G:C1'	2.38	0.52
36:DA:811:U:H3'	48:DP:25:SER:HA	1.90	0.52
36:DA:1980:G:O2'	36:DA:1982:C:OP2	2.24	0.52
36:DA:2785:C:H2'	36:DA:2786:U:H6	1.74	0.52

Continued on next page...

Continued from previous page...

Atom-1	Atom-2	Interatomic distance (Å)	Clash overlap (Å)
36:DA:2801(A):A:H5'	36:DA:2802:G:C8	2.44	0.52
39:DD:73:VAL:HG13	39:DD:120:GLY:CA	2.39	0.52
40:DE:5:LEU:HD23	40:DE:5:LEU:N	2.24	0.52
40:DE:11:MET:HB2	40:DE:23:VAL:O	2.10	0.52
41:DF:22:ALA:C	41:DF:26:ALA:HB2	2.30	0.52
42:DG:114:ILE:HB	42:DG:140:ILE:CD1	2.38	0.52
46:DN:30:ILE:O	46:DN:34:LEU:CD2	2.56	0.52
48:DP:39:LYS:O	48:DP:40:SER:CB	2.57	0.52
51:DS:56:LEU:O	51:DS:56:LEU:HD23	2.09	0.52
57:DY:96:ILE:HG22	57:DY:97:ARG:N	2.25	0.52
1:AA:1298:C:N4	7:AG:114:ARG:HB3	2.25	0.52
1:AA:1308:U:H2'	1:AA:1309:G:C5'	2.40	0.52
1:AA:1323:G:H2'	1:AA:1324:A:C8	2.45	0.52
2:AB:51:LEU:O	2:AB:55:PHE:HD2	1.92	0.52
10:AJ:32:ALA:N	10:AJ:78:ASN:ND2	2.54	0.52
12:AL:83:VAL:HG11	12:AL:100:ILE:CD1	2.37	0.52
13:AM:89:GLY:O	13:AM:93:ARG:HD2	2.08	0.52
16:AP:17:TYR:N	16:AP:17:TYR:CD1	2.77	0.52
28:B2:46:GLN:HB3	36:BA:95:G:H4'	1.89	0.52
28:B2:47:ASN:HD22	36:BA:94(A):G:H21	1.53	0.52
31:B5:33:CYS:SG	31:B5:36:CYS:SG	3.04	0.52
34:B8:50:LEU:O	34:B8:51:ALA:HB2	2.08	0.52
36:BA:1799:G:H5'	36:BA:1819:A:H61	1.73	0.52
36:BA:1947:C:H3'	36:BA:1948:G:H5''	1.92	0.52
36:BA:2243:U:H2'	36:BA:2244:U:H6	1.72	0.52
36:BA:2567:G:H2'	36:BA:2568:C:C6	2.45	0.52
38:BC:48:LEU:HD22	38:BC:50:ILE:HD11	1.92	0.52
38:BC:194:ILE:O	38:BC:198:GLU:HG3	2.10	0.52
39:BD:43:ARG:NH1	39:BD:49:ILE:HB	2.24	0.52
42:BG:68:PRO:CA	42:BG:92:VAL:HB	2.39	0.52
42:BG:145:THR:CG2	42:BG:148:MET:CB	2.87	0.52
44:BI:88:ILE:HD11	44:BI:142:VAL:HG13	1.92	0.52
48:BP:126:VAL:HG13	48:BP:145:PRO:HB2	1.92	0.52
51:BS:97:ARG:HG2	51:BS:97:ARG:HH11	1.75	0.52
51:BS:106:ARG:HD2	51:BS:106:ARG:C	2.29	0.52
55:BW:75:TYR:HD1	55:BW:75:TYR:O	1.93	0.52
57:BY:26:LYS:O	57:BY:27:VAL:O	2.27	0.52
58:BZ:21:ALA:O	58:BZ:23:LYS:HG3	2.09	0.52
58:BZ:61:LEU:HD21	58:BZ:63:ASP:HB3	1.91	0.52
1:CA:264:U:O2'	17:CQ:64:PRO:HB2	2.10	0.52
1:CA:429:U:H1'	1:CA:430:A:H5''	1.92	0.52

Continued on next page...

Continued from previous page...

Atom-1	Atom-2	Interatomic distance (Å)	Clash overlap (Å)
2:CB:53:ARG:NH1	2:CB:199:TYR:HD1	2.08	0.52
2:CB:178:ARG:HD2	8:CH:71:GLY:O	2.08	0.52
3:CC:25:GLY:C	3:CC:27:LYS:H	2.12	0.52
3:CC:101:LEU:HD23	3:CC:101:LEU:C	2.30	0.52
3:CC:182:ILE:HG23	3:CC:202:ILE:C	2.30	0.52
6:CF:69:GLU:C	6:CF:71:ARG:H	2.13	0.52
7:CG:89:MET:CE	7:CG:156:TRP:H	2.23	0.52
9:CI:18:PHE:HD2	9:CI:62:TYR:HD2	1.58	0.52
9:CI:79:LEU:HD22	9:CI:101:PHE:O	2.10	0.52
10:CJ:33:GLN:O	10:CJ:75:ILE:HG12	2.10	0.52
11:CK:24:SER:C	11:CK:26:ASN:H	2.13	0.52
13:CM:6:GLY:O	13:CM:8:GLU:N	2.41	0.52
13:CM:35:GLU:HG3	13:CM:36:LYS:N	2.24	0.52
17:CQ:9:VAL:HG12	17:CQ:56:VAL:HG22	1.91	0.52
20:CT:24:LEU:HD13	20:CT:24:LEU:O	2.10	0.52
28:D2:2:LYS:O	28:D2:6:VAL:HG23	2.10	0.52
28:D2:55:ARG:HH11	28:D2:55:ARG:HG3	1.75	0.52
32:D6:16:CYS:O	32:D6:17:LYS:HB2	2.10	0.52
36:DA:141:A:C8	36:DA:1408:C:O2'	2.57	0.52
36:DA:284:U:H2'	36:DA:285:C:C6	2.45	0.52
36:DA:1434:A:H2'	36:DA:1435:G:C8	2.45	0.52
36:DA:1799:G:H5'	36:DA:1819:A:H61	1.75	0.52
36:DA:1907:G:H2'	36:DA:1908:C:C6	2.44	0.52
36:DA:2877:G:O2'	36:DA:2878:U:H5'	2.09	0.52
37:DB:65:C:H41	37:DB:109:C:H2'	1.74	0.52
40:DE:60:ASN:OD1	40:DE:62:PRO:HD2	2.10	0.52
41:DF:185:ASP:OD1	41:DF:188:ARG:NH1	2.41	0.52
42:DG:62:LEU:CD1	42:DG:62:LEU:N	2.73	0.52
44:DI:137:PRO:O	44:DI:138:ILE:HG13	2.09	0.52
45:DJ:81:UNK:O	45:DJ:82:UNK:C	2.58	0.52
50:DR:104:ARG:HD3	50:DR:107:ASP:OD1	2.09	0.52
57:DY:13:VAL:CG1	57:DY:28:LYS:HD3	2.40	0.52
57:DY:98:VAL:HG12	57:DY:98:VAL:O	2.09	0.52
58:DZ:81:ARG:HH11	58:DZ:81:ARG:HB2	1.74	0.52
58:DZ:140:ASP:OD1	58:DZ:140:ASP:N	2.42	0.52
1:AA:19:C:H5''	5:AE:86:ALA:CB	2.40	0.52
1:AA:114:U:O2'	1:AA:115:G:H5'	2.10	0.52
1:AA:343:U:H2'	1:AA:345:C:C5	2.44	0.52
1:AA:947:G:OP1	13:AM:108:ARG:HB3	2.10	0.52
1:AA:955:U:H2'	1:AA:956:U:H6	1.74	0.52
1:AA:1071:C:H5''	5:AE:49:PRO:HG2	1.92	0.52

Continued on next page...

Continued from previous page...

Atom-1	Atom-2	Interatomic distance (Å)	Clash overlap (Å)
2:AB:121:LEU:CD2	2:AB:126:GLU:HB2	2.39	0.52
2:AB:169:LYS:HD3	2:AB:169:LYS:O	2.10	0.52
3:AC:62:ASP:HA	3:AC:97:LYS:HG2	1.90	0.52
4:AD:59:ARG:HH21	4:AD:62:GLN:HB2	1.73	0.52
4:AD:101:LEU:HD23	4:AD:121:VAL:CG1	2.40	0.52
5:AE:92:LYS:O	5:AE:118:ILE:HD12	2.10	0.52
6:AF:30:LEU:HB3	6:AF:35:ALA:CB	2.31	0.52
8:AH:51:VAL:HG23	8:AH:52:ASP:N	2.24	0.52
9:AI:65:VAL:HG11	9:AI:77:ILE:HD11	1.90	0.52
9:AI:95:LYS:HD3	9:AI:95:LYS:C	2.30	0.52
10:AJ:48:THR:CA	10:AJ:62:HIS:HB3	2.25	0.52
11:AK:28:THR:O	11:AK:44:SER:HB2	2.10	0.52
12:AL:126:LYS:HA	12:AL:126:LYS:CE	2.37	0.52
24:AX:18:G:O2'	24:AX:19:OMU:P	2.66	0.52
25:AY:67:VAL:HB	25:AY:78:ALA:O	2.09	0.52
25:AZ:106:SER:N	25:AZ:109:SER:HB3	2.25	0.52
28:B2:16:LEU:H	28:B2:67:LYS:NZ	2.07	0.52
28:B2:46:GLN:CG	28:B2:49:LYS:HZ2	2.23	0.52
30:B4:6:HIS:HB3	30:B4:7:PRO:CD	2.39	0.52
36:BA:1240:U:O2'	36:BA:1241:A:H5'	2.10	0.52
36:BA:1576:U:O2'	36:BA:1577:C:H5'	2.10	0.52
36:BA:1899:G:O2'	36:BA:1900:A:H5''	2.09	0.52
36:BA:1930:G:N2	36:BA:1968:G:H2'	2.24	0.52
36:BA:2206:G:H21	36:BA:2207:G:C5'	2.23	0.52
36:BA:2543:G:H8	36:BA:2543:G:H5'	1.75	0.52
36:BA:2720:U:O2	36:BA:2720:U:H2'	2.10	0.52
41:BF:63:LYS:NZ	41:BF:67:GLN:HB2	2.24	0.52
43:BH:144:VAL:HA	43:BH:147:ASN:HB2	1.91	0.52
44:BI:102:SER:OG	44:BI:109:ILE:HD11	2.10	0.52
44:BI:129:THR:HG23	44:BI:136:VAL:O	2.09	0.52
51:BS:20:ARG:HG2	51:BS:20:ARG:NH1	2.25	0.52
52:BT:91:ARG:HA	52:BT:117:ASP:N	2.22	0.52
58:BZ:109:ALA:CB	58:BZ:145:GLU:HA	2.34	0.52
1:CA:332:G:O2'	1:CA:333:G:H5'	2.10	0.52
1:CA:673:G:H2'	1:CA:674:G:H8	1.68	0.52
1:CA:1033:G:H2'	1:CA:1034:G:H5'	1.92	0.52
2:CB:12:GLU:C	2:CB:14:GLY:N	2.64	0.52
3:CC:150:LYS:HA	3:CC:169:ALA:CB	2.40	0.52
3:CC:206:GLU:HG2	3:CC:207:VAL:H	1.75	0.52
4:CD:79:PHE:CD1	4:CD:79:PHE:C	2.82	0.52
9:CI:5:TYR:CE2	9:CI:18:PHE:HE1	2.27	0.52

Continued on next page...

Continued from previous page...

Atom-1	Atom-2	Interatomic distance (Å)	Clash overlap (Å)
13:CM:33:ALA:HA	13:CM:59:TYR:HE2	1.74	0.52
25:CZ:39:PHE:CB	25:CZ:56:TRP:CE3	2.93	0.52
25:CZ:39:PHE:HB3	25:CZ:68:TYR:HE2	1.75	0.52
32:D6:52:VAL:HG22	32:D6:53:LYS:N	2.25	0.52
33:D7:34:ARG:NH1	33:D7:39:ARG:CG	2.73	0.52
34:D8:61:LEU:HD12	34:D8:62:LEU:H	1.74	0.52
36:DA:150:C:H2'	36:DA:151:C:C6	2.45	0.52
36:DA:271(M):G:C5'	44:DI:53:ALA:HB1	2.40	0.52
36:DA:271(P):C:H5'	44:DI:46:ALA:HB2	1.91	0.52
36:DA:544:G:H21	36:DA:547:A:H2'	1.75	0.52
36:DA:1614:A:N1	55:DW:91:GLY:HA2	2.24	0.52
36:DA:1686:C:O2'	36:DA:1687:G:H5'	2.10	0.52
36:DA:2308:G:H21	42:DG:79:ASN:HB2	1.75	0.52
36:DA:2672:G:C3'	36:DA:2673:G:H5''	2.40	0.52
40:DE:197:ILE:O	40:DE:197:ILE:HG13	2.09	0.52
41:DF:160:ASN:ND2	41:DF:160:ASN:C	2.63	0.52
42:DG:106:LEU:HA	42:DG:110:ALA:CB	2.40	0.52
42:DG:142:PRO:C	42:DG:144:ILE:H	2.13	0.52
43:DH:25:LYS:HG2	43:DH:34:GLU:OE1	2.09	0.52
46:DN:128:HIS:CE1	46:DN:134:ARG:HD3	2.45	0.52
47:DO:71:ARG:NE	47:DO:105:GLU:OE2	2.43	0.52
54:DV:21:ARG:HG3	54:DV:93:GLU:HG2	1.90	0.52
56:DX:35:THR:HB	56:DX:38:GLU:HB2	1.92	0.52
56:DX:35:THR:CG2	56:DX:36:LYS:N	2.72	0.52
1:AA:155:C:H2'	1:AA:156:G:C8	2.45	0.52
1:AA:237:C:H5''	17:AQ:25:ARG:NH1	2.25	0.52
1:AA:264:U:O2'	17:AQ:64:PRO:HB2	2.09	0.52
1:AA:1190:G:OP1	3:AC:5:ILE:HD12	2.09	0.52
1:AA:1226:C:H4'	1:AA:1227:A:OP1	2.10	0.52
1:AA:1293:G:O2'	1:AA:1294:G:H8	1.93	0.52
3:AC:89:GLU:O	3:AC:93:LYS:HB2	2.10	0.52
4:AD:19:LEU:HB3	4:AD:21:LEU:CG	2.36	0.52
4:AD:79:PHE:HD1	4:AD:79:PHE:C	2.13	0.52
7:AG:99:LEU:O	7:AG:100:ALA:C	2.47	0.52
7:AG:120:ILE:H	7:AG:120:ILE:CD1	2.06	0.52
8:AH:84:ARG:HH12	8:AH:86:ILE:HD13	1.74	0.52
10:AJ:27:ALA:HB2	10:AJ:85:LEU:HD11	1.92	0.52
14:AN:12:ARG:NH1	14:AN:12:ARG:HB2	2.24	0.52
19:AS:12:ASP:O	19:AS:15:LEU:HB2	2.09	0.52
20:AT:13:LEU:O	20:AT:14:LYS:C	2.47	0.52
21:AU:6:ARG:NE	21:AU:15:ARG:NH1	2.57	0.52

Continued on next page...

Continued from previous page...

Atom-1	Atom-2	Interatomic distance (Å)	Clash overlap (Å)
25:AZ:150:HIS:CG	25:AZ:151:ASN:N	2.77	0.52
28:B2:13:ALA:C	28:B2:15:LYS:H	2.13	0.52
36:BA:996:A:H4'	53:BU:92:ARG:HG3	1.91	0.52
36:BA:1044:G:O2'	36:BA:1111:A:N1	2.39	0.52
36:BA:1494:A:H3'	36:BA:1494:A:N3	2.24	0.52
36:BA:1528:A:N1	36:BA:1542:A:H2	2.08	0.52
36:BA:1678:G:N2	36:BA:1989:G:N2	2.49	0.52
36:BA:1996:C:OP1	47:BO:31:LYS:HE3	2.10	0.52
36:BA:2672:G:C3'	36:BA:2673:G:H5''	2.39	0.52
37:BB:106:G:O2'	37:BB:107:G:H5'	2.10	0.52
40:BE:75:VAL:O	40:BE:77:ILE:N	2.41	0.52
42:BG:16:ARG:HE	42:BG:31:VAL:CG1	2.06	0.52
42:BG:56:ALA:O	42:BG:60:LEU:HB2	2.10	0.52
42:BG:67:LYS:O	42:BG:67:LYS:HD2	2.10	0.52
44:BI:79:ILE:HD11	44:BI:100:ALA:O	2.10	0.52
48:BP:13:ASN:O	48:BP:15:ARG:N	2.43	0.52
49:BQ:24:GLY:O	49:BQ:102:VAL:HG23	2.10	0.52
49:BQ:136:ALA:HA	49:BQ:138:ASP:OD2	2.09	0.52
50:BR:47:PHE:O	50:BR:51:LEU:HD13	2.10	0.52
52:BT:54:ARG:HA	52:BT:59:THR:OG1	2.09	0.52
53:BU:102:GLU:HG3	54:BV:2:PHE:HZ	1.75	0.52
54:BV:28:GLU:HB3	54:BV:29:PRO:HD2	1.91	0.52
57:BY:39:VAL:HG12	57:BY:40:GLU:N	2.25	0.52
58:BZ:4:ARG:HA	58:BZ:58:VAL:HB	1.92	0.52
58:BZ:26:GLY:HA2	58:BZ:85:HIS:CD2	2.44	0.52
1:CA:66:G:H4'	1:CA:173:U:C5	2.45	0.52
1:CA:148:G:H2'	1:CA:149:A:C8	2.45	0.52
1:CA:877:C:O2'	1:CA:878:G:H5'	2.10	0.52
1:CA:948:C:O2'	1:CA:949:A:H5'	2.10	0.52
1:CA:972:C:OP2	10:CJ:57:LYS:HG2	2.10	0.52
1:CA:1372:U:H2'	1:CA:1373:G:O4'	2.10	0.52
6:CF:87:ARG:HG2	6:CF:87:ARG:HH11	1.75	0.52
10:CJ:4:ILE:HA	10:CJ:100:THR:OG1	2.10	0.52
11:CK:13:GLN:HB3	11:CK:75:TYR:O	2.10	0.52
11:CK:84:VAL:HG23	11:CK:110:ASP:OD1	2.09	0.52
34:D8:33:ASN:HA	34:D8:36:LYS:CD	2.40	0.52
36:DA:276:A:H5'	36:DA:277:C:C5	2.44	0.52
36:DA:828:U:H3'	36:DA:828:U:O2	2.09	0.52
36:DA:908:C:OP2	49:DQ:22:LYS:HE2	2.09	0.52
36:DA:1448:G:N3	36:DA:1528(A):A:H2	2.08	0.52
36:DA:1652:A:H2'	36:DA:1653:G:H5'	1.92	0.52

Continued on next page...

Continued from previous page...

Atom-1	Atom-2	Interatomic distance (Å)	Clash overlap (Å)
36:DA:2734:A:H5'	36:DA:2735:G:OP2	2.10	0.52
37:DB:7:G:H4'	51:DS:29:PHE:HD2	1.74	0.52
37:DB:52:A:N6	51:DS:33:LYS:HD3	2.22	0.52
39:DD:232:PRO:HD2	39:DD:249:PRO:HA	1.91	0.52
40:DE:1:MET:O	40:DE:2:LYS:C	2.47	0.52
42:DG:37:VAL:HG13	42:DG:94:LEU:HD12	1.91	0.52
42:DG:131:TYR:HD1	42:DG:132:ASN:N	2.08	0.52
43:DH:156:ALA:C	43:DH:158:HIS:N	2.62	0.52
47:DO:4:PRO:O	47:DO:5:GLN:CB	2.55	0.52
50:DR:2:ARG:HD2	50:DR:2:ARG:C	2.29	0.52
53:DU:33:ARG:O	53:DU:36:ARG:N	2.43	0.52
53:DU:97:ASP:OD2	53:DU:101:ARG:NH1	2.42	0.52
55:DW:3:ALA:O	55:DW:106:ILE:HA	2.09	0.52
1:AA:223:U:H2'	1:AA:224:C:H6	1.75	0.52
1:AA:540:G:H2'	1:AA:541:G:O4'	2.10	0.52
1:AA:1245:A:N1	1:AA:1293:G:C6	2.77	0.52
3:AC:14:ILE:HG23	3:AC:15:THR:N	2.24	0.52
5:AE:8:GLU:N	5:AE:34:VAL:HG23	2.25	0.52
5:AE:76:ILE:HD11	5:AE:142:LEU:CD2	2.41	0.52
6:AF:47:ARG:HH11	6:AF:47:ARG:HG2	1.74	0.52
8:AH:119:LEU:N	8:AH:119:LEU:HD23	2.25	0.52
9:AI:28:VAL:HG13	9:AI:63:ILE:O	2.10	0.52
10:AJ:56:HIS:O	10:AJ:58:ASP:N	2.43	0.52
19:AS:6:LYS:HG2	19:AS:7:LYS:N	2.24	0.52
19:AS:42:PRO:CG	30:B4:50:VAL:CG2	2.89	0.52
19:AS:67:VAL:HG23	19:AS:68:GLY:N	2.25	0.52
25:AY:60:ILE:HG22	25:AY:64:HIS:C	2.29	0.52
36:BA:812:C:H5'	48:BP:25:SER:HB3	1.91	0.52
36:BA:1107:G:H2'	36:BA:1108:U:O4'	2.09	0.52
36:BA:1745(A):C:H5'	36:BA:1746:G:OP2	2.09	0.52
36:BA:1853:A:N1	36:BA:2087:G:H1'	2.25	0.52
36:BA:2290:G:H1	36:BA:2342:C:H42	1.58	0.52
36:BA:2464:C:HO2'	36:BA:2465:C:P	2.33	0.52
36:BA:2485:G:C5'	49:BQ:46:GLN:HE21	2.23	0.52
39:BD:46:GLN:CD	39:BD:46:GLN:H	2.13	0.52
39:BD:270:ILE:HD12	39:BD:270:ILE:C	2.31	0.52
40:BE:132:HIS:CD2	40:BE:135:HIS:CE1	2.96	0.52
42:BG:64:THR:HG23	42:BG:65:GLY:N	2.25	0.52
46:BN:68:GLU:HG2	46:BN:88:GLU:OE2	2.10	0.52
52:BT:128:GLU:CD	52:BT:129:ARG:N	2.63	0.52
57:BY:31:LEU:HD23	57:BY:36:ALA:H	1.75	0.52

Continued on next page...

Continued from previous page...

Atom-1	Atom-2	Interatomic distance (Å)	Clash overlap (Å)
58:BZ:53:ILE:HG22	58:BZ:71:VAL:O	2.09	0.52
1:CA:962:C:H2'	1:CA:963:G:H8	1.73	0.52
1:CA:972:C:C2'	10:CJ:55:LYS:HG2	2.40	0.52
1:CA:1237:C:O4'	1:CA:1334:G:N2	2.43	0.52
2:CB:70:PHE:HA	2:CB:163:PHE:O	2.10	0.52
2:CB:154:LEU:O	2:CB:155:LEU:C	2.48	0.52
4:CD:79:PHE:HD1	4:CD:79:PHE:C	2.13	0.52
6:CF:89:MET:O	6:CF:91:VAL:HG23	2.10	0.52
7:CG:107:ALA:CB	7:CG:134:ALA:HB2	2.40	0.52
9:CI:16:ARG:O	9:CI:63:ILE:HG23	2.10	0.52
10:CJ:82:ILE:O	10:CJ:86:MET:HB2	2.10	0.52
15:CO:26:GLU:HA	15:CO:81:LEU:HD22	1.92	0.52
25:CY:35:ARG:O	25:CY:36:ARG:CG	2.58	0.52
32:D6:43:CYS:O	32:D6:44:ARG:NH1	2.43	0.52
35:D9:30:PRO:O	35:D9:32:HIS:N	2.43	0.52
36:DA:916:G:O2'	36:DA:917:A:H5''	2.10	0.52
36:DA:1028:A:H2'	36:DA:1029:A:C8	2.45	0.52
36:DA:1481:U:H5'	36:DA:1482:G:OP2	2.10	0.52
36:DA:1988:C:H2'	36:DA:1989:G:H8	1.75	0.52
36:DA:2176:A:H2'	36:DA:2177:C:C6	2.44	0.52
36:DA:2262:U:H4'	36:DA:2328:A:C2	2.44	0.52
36:DA:2870:C:C2'	36:DA:2871:C:H5'	2.39	0.52
39:DD:28:GLU:N	39:DD:29:PRO:HD2	2.22	0.52
42:DG:35:GLU:HB2	42:DG:161:THR:HA	1.92	0.52
42:DG:43:LEU:HD22	42:DG:43:LEU:N	2.25	0.52
43:DH:15:VAL:HA	43:DH:27:LYS:O	2.09	0.52
48:DP:102:ARG:O	48:DP:103:ALA:HB2	2.09	0.52
50:DR:18:LEU:HD23	50:DR:19:ALA:N	2.24	0.52
58:DZ:28:MET:HA	58:DZ:88:PHE:HB2	1.91	0.52
1:AA:523:A:H61	12:AL:53:ARG:NH1	2.02	0.51
1:AA:530:G:C8	25:AY:60:ILE:O	2.63	0.51
1:AA:928:G:O2'	1:AA:929:G:H5'	2.10	0.51
1:AA:930:C:O2'	1:AA:931:C:H5'	2.11	0.51
1:AA:1081:G:H2'	1:AA:1082:G:H8	1.75	0.51
1:AA:1283:G:O2'	1:AA:1284:C:H5'	2.10	0.51
1:AA:1315:U:H2'	1:AA:1316:G:O4'	2.10	0.51
1:AA:1342:C:O2'	9:AI:124:GLN:HG3	2.10	0.51
1:AA:1377:A:H2'	7:AG:7:ALA:HB2	1.93	0.51
1:AA:1422:G:O3'	47:BO:49:ARG:NH2	2.43	0.51
4:AD:175:SER:HB3	4:AD:186:LEU:HD21	1.92	0.51
6:AF:11:ASN:HD22	6:AF:14:LEU:HD21	1.75	0.51

Continued on next page...

Continued from previous page...

Atom-1	Atom-2	Interatomic distance (Å)	Clash overlap (Å)
6:AF:87:ARG:HG2	6:AF:87:ARG:HH11	1.75	0.51
7:AG:57:GLU:O	7:AG:59:LEU:N	2.41	0.51
10:AJ:86:MET:O	10:AJ:87:THR:HG23	2.11	0.51
20:AT:43:LEU:HD13	20:AT:51:GLU:HG3	1.92	0.51
27:B1:35:THR:HG21	36:BA:2080:G:OP1	2.10	0.51
36:BA:523:C:C2'	36:BA:524:U:H5'	2.39	0.51
36:BA:662:G:H5'	48:BP:18:ARG:HA	1.92	0.51
36:BA:1173:G:H2'	36:BA:1175:U:C5	2.45	0.51
36:BA:1448:G:N3	36:BA:1528(A):A:H2	2.07	0.51
36:BA:1948:G:H5''	36:BA:1948:G:H8	1.76	0.51
40:BE:51:PHE:N	40:BE:74:PRO:CB	2.73	0.51
41:BF:160:ASN:HD22	41:BF:161:GLU:N	2.09	0.51
43:BH:30:LYS:HE3	43:BH:81:GLU:HG2	1.91	0.51
44:BI:130:TYR:C	44:BI:135:GLU:HB2	2.31	0.51
46:BN:47:ALA:HB2	46:BN:112:LEU:CD1	2.34	0.51
48:BP:38:GLN:CG	48:BP:39:LYS:H	2.10	0.51
52:BT:24:PRO:CA	52:BT:49:VAL:HG13	2.40	0.51
52:BT:28:VAL:HG13	52:BT:46:GLU:CA	2.40	0.51
57:BY:43:ASN:HB3	57:BY:63:LYS:O	2.10	0.51
58:BZ:40:ASP:HB3	58:BZ:43:GLU:OE2	2.09	0.51
58:BZ:56:VAL:C	58:BZ:57:ILE:HD12	2.31	0.51
1:CA:80:G:H22	1:CA:90:U:C5'	2.22	0.51
1:CA:284:G:H2'	1:CA:285:G:H8	1.74	0.51
1:CA:359:U:H2'	1:CA:360:A:H8	1.75	0.51
1:CA:981:U:H5'	14:CN:21:TYR:CE2	2.45	0.51
1:CA:1125:U:H3	10:CJ:5:ARG:CZ	2.23	0.51
1:CA:1293:G:O2'	1:CA:1294:G:H8	1.91	0.51
1:CA:1422:G:H2'	1:CA:1423:G:C8	2.43	0.51
1:CA:1429:C:H2'	1:CA:1430:C:C6	2.44	0.51
1:CA:1493:A:N1	59:CX:20:A2M:N7	2.58	0.51
2:CB:25:ASN:O	2:CB:27:LYS:N	2.42	0.51
3:CC:8:ILE:HD11	3:CC:184:TYR:HB3	1.91	0.51
3:CC:22:TRP:HE3	3:CC:23:TYR:O	1.93	0.51
3:CC:187:ALA:C	3:CC:188:LEU:HD22	2.30	0.51
4:CD:61:LYS:NZ	4:CD:62:GLN:NE2	2.57	0.51
5:CE:12:LEU:C	5:CE:12:LEU:HD22	2.31	0.51
7:CG:113:GLU:HB3	7:CG:118:VAL:HG23	1.92	0.51
7:CG:116:ALA:O	7:CG:120:ILE:HD12	2.09	0.51
8:CH:91:ARG:HH12	17:CQ:33:GLY:HA3	1.73	0.51
11:CK:20:TYR:CE2	11:CK:83:ILE:HD12	2.44	0.51
19:CS:16:LEU:H	19:CS:16:LEU:CD1	2.20	0.51

Continued on next page...

Continued from previous page...

Atom-1	Atom-2	Interatomic distance (Å)	Clash overlap (Å)
26:D0:70:GLN:NE2	26:D0:80:HIS:NE2	2.58	0.51
34:D8:51:ALA:C	34:D8:53:PRO:HD2	2.31	0.51
34:D8:59:LYS:CE	48:DP:50:ARG:HB3	2.40	0.51
36:DA:384:U:H2'	36:DA:385:C:H6	1.75	0.51
36:DA:1588:C:H2'	36:DA:1589:C:H6	1.75	0.51
36:DA:1642:G:O2'	36:DA:1643:G:H5'	2.10	0.51
36:DA:2285:C:H2'	36:DA:2286:A:H5''	1.91	0.51
36:DA:2394:C:OP1	48:DP:63:PRO:CD	2.54	0.51
36:DA:2464:C:O2'	36:DA:2465:C:P	2.68	0.51
37:DB:56:G:H21	37:DB:59:A:H61	1.58	0.51
39:DD:223:GLY:HA2	39:DD:231:HIS:CD2	2.45	0.51
40:DE:60:ASN:OD1	40:DE:62:PRO:CD	2.58	0.51
41:DF:119:ARG:HG2	41:DF:119:ARG:O	2.11	0.51
44:DI:123:LEU:HD23	44:DI:124:GLY:N	2.24	0.51
45:DJ:8:UNK:C	45:DJ:10:UNK:N	2.70	0.51
46:DN:55:VAL:CG1	46:DN:126:PRO:HB3	2.40	0.51
47:DO:24:VAL:CG2	47:DO:33:ALA:HB2	2.39	0.51
48:DP:95:VAL:HG22	48:DP:125:VAL:CA	2.34	0.51
48:DP:130:PHE:N	48:DP:130:PHE:HD1	2.08	0.51
50:DR:100:LEU:CD2	50:DR:111:LEU:HB2	2.40	0.51
52:DT:91:ARG:CB	52:DT:116:ALA:HA	2.40	0.51
57:DY:7:VAL:CG2	57:DY:8:LYS:HZ2	2.23	0.51
58:DZ:40:ASP:HB3	58:DZ:43:GLU:HG2	1.93	0.51
1:AA:797:C:OP1	11:AK:124:LYS:HE3	2.10	0.51
1:AA:818:G:C3'	1:AA:819:A:H5''	2.40	0.51
1:AA:1125:U:H3	10:AJ:5:ARG:CZ	2.23	0.51
1:AA:1125:U:H5''	1:AA:1126:U:H5	1.75	0.51
4:AD:79:PHE:C	4:AD:79:PHE:CD1	2.82	0.51
4:AD:134:ASP:OD1	4:AD:134:ASP:N	2.43	0.51
4:AD:150:GLU:CA	4:AD:153:ARG:HE	2.21	0.51
5:AE:31:LEU:HD21	5:AE:43:LEU:CD1	2.40	0.51
8:AH:91:ARG:HH11	8:AH:91:ARG:CG	2.23	0.51
11:AK:126:ARG:C	11:AK:128:ALA:H	2.13	0.51
19:AS:11:VAL:HG22	19:AS:16:LEU:CD1	2.39	0.51
25:AZ:101:MET:HA	25:AZ:173:ASP:OD1	2.10	0.51
27:B1:91:LYS:O	27:B1:93:GLU:N	2.44	0.51
28:B2:33:MET:HG2	28:B2:37:PHE:HE1	1.75	0.51
36:BA:85:G:N3	36:BA:103:A:C2	2.79	0.51
36:BA:626:U:H5''	36:BA:627:A:C5'	2.39	0.51
36:BA:2176:A:H2'	36:BA:2177:C:C6	2.45	0.51
36:BA:2256:G:O2'	36:BA:2257:U:H5'	2.09	0.51

Continued on next page...

Continued from previous page...

Atom-1	Atom-2	Interatomic distance (Å)	Clash overlap (Å)
36:BA:2563:U:H2'	36:BA:2565:A:OP2	2.09	0.51
37:BB:17:C:H2'	37:BB:18:G:O4'	2.10	0.51
37:BB:54:G:C2'	37:BB:55:U:H5'	2.40	0.51
41:BF:116:ASP:OD1	41:BF:119:ARG:NH2	2.43	0.51
43:BH:84:SER:O	43:BH:85:LYS:HB2	2.10	0.51
44:BI:123:LEU:HD11	44:BI:144:VAL:CG2	2.33	0.51
50:BR:97:VAL:HA	50:BR:113:LEU:O	2.10	0.51
52:BT:1:MET:HE1	52:BT:7:ILE:HD12	1.92	0.51
52:BT:3:ARG:C	52:BT:5:ALA:H	2.11	0.51
58:BZ:171:ILE:O	58:BZ:172:ALA:HB2	2.10	0.51
1:CA:59:A:H5'	1:CA:60:A:C5'	2.41	0.51
1:CA:240:C:H2'	1:CA:241:C:C6	2.45	0.51
1:CA:729:A:H2'	1:CA:730:G:H8	1.76	0.51
1:CA:1053:G:C3'	1:CA:1054:C:H5'	2.40	0.51
1:CA:1053:G:N7	1:CA:1200:C:H5''	2.25	0.51
2:CB:44:LEU:C	2:CB:46:LYS:N	2.64	0.51
2:CB:132:LYS:HA	2:CB:135:GLN:NE2	2.25	0.51
3:CC:71:ALA:HA	3:CC:106:VAL:N	2.16	0.51
3:CC:74:GLY:O	3:CC:76:VAL:N	2.43	0.51
3:CC:106:VAL:O	3:CC:108:ASN:N	2.43	0.51
13:CM:97:PRO:C	13:CM:98:VAL:N	2.63	0.51
14:CN:24:CYS:SG	14:CN:40:CYS:SG	3.08	0.51
15:CO:24:SER:OG	15:CO:25:THR:N	2.43	0.51
15:CO:39:LEU:CD1	15:CO:56:LEU:HB2	2.39	0.51
17:CQ:7:THR:CG2	17:CQ:58:GLU:HG2	2.34	0.51
21:CU:9:ARG:HD3	21:CU:13:ILE:HD11	1.92	0.51
23:CV:4:G:O2'	23:CV:5:G:C8	2.57	0.51
23:CV:23:C:C2	23:CV:24:U:C5	2.98	0.51
26:D0:23:VAL:HA	26:D0:38:VAL:HG22	1.91	0.51
33:D7:5:TRP:CD1	33:D7:7:PRO:HD3	2.45	0.51
36:DA:130:C:O3'	36:DA:1349:A:H1'	2.10	0.51
36:DA:816:C:O2'	36:DA:817:C:H5'	2.10	0.51
36:DA:901:A:H5'	36:DA:902:C:OP2	2.10	0.51
36:DA:1044:G:O2'	36:DA:1111:A:N1	2.39	0.51
36:DA:1319:G:O2'	36:DA:1320:C:H5'	2.10	0.51
36:DA:2012:G:H4'	55:DW:96:ILE:CD1	2.20	0.51
39:DD:149:PRO:O	39:DD:150:LYS:HB2	2.10	0.51
40:DE:28:ALA:O	40:DE:29:GLY:O	2.29	0.51
41:DF:167:ALA:O	41:DF:168:ARG:HB3	2.09	0.51
43:DH:51:ARG:HG2	43:DH:52:VAL:N	2.25	0.51
44:DI:123:LEU:HD23	44:DI:124:GLY:H	1.76	0.51

Continued on next page...

Continued from previous page...

Atom-1	Atom-2	Interatomic distance (Å)	Clash overlap (Å)
50:DR:79:LEU:HD23	50:DR:83:ILE:HB	1.91	0.51
51:DS:67:ARG:HH11	51:DS:67:ARG:CA	2.22	0.51
58:DZ:44:PHE:C	58:DZ:44:PHE:CD1	2.84	0.51
58:DZ:95:PRO:HA	58:DZ:129:SER:HA	1.92	0.51
58:DZ:102:LEU:HD21	58:DZ:124:ILE:CG2	2.39	0.51
1:AA:112:G:H4'	1:AA:389:A:H5''	1.92	0.51
1:AA:350:G:O2'	1:AA:351:G:H5'	2.11	0.51
1:AA:405:U:H5''	1:AA:406:G:O4'	2.10	0.51
1:AA:487:A:H2'	1:AA:488:C:O4'	2.10	0.51
1:AA:722:A:H2'	1:AA:724:G:C8	2.45	0.51
1:AA:783:C:H2'	1:AA:784:C:H6	1.76	0.51
2:AB:42:ILE:CD1	2:AB:203:GLY:HA2	2.40	0.51
2:AB:77:ALA:O	2:AB:81:VAL:HG23	2.11	0.51
3:AC:29:TYR:CD2	14:AN:36:PHE:HE1	2.28	0.51
6:AF:37:VAL:CG1	6:AF:38:GLU:H	2.15	0.51
7:AG:8:GLU:O	7:AG:10:ARG:N	2.44	0.51
15:AO:26:GLU:HA	15:AO:81:LEU:HD22	1.93	0.51
15:AO:39:LEU:CD1	15:AO:56:LEU:HB2	2.40	0.51
20:AT:8:ARG:HH11	20:AT:8:ARG:HG3	1.75	0.51
23:AW:20:U:H5	23:AW:59:A:H62	1.57	0.51
25:AZ:116:TRP:HB3	25:AZ:124:VAL:HG23	1.92	0.51
27:B1:73:LEU:HD11	27:B1:94:LEU:CB	2.32	0.51
30:B4:33:VAL:HG12	30:B4:35:VAL:H	1.74	0.51
35:B9:19:ARG:HA	36:BA:2757:A:OP1	2.11	0.51
36:BA:32:C:O2'	36:BA:33:U:H5'	2.10	0.51
36:BA:151:C:O2'	36:BA:152:G:H5'	2.11	0.51
36:BA:564:C:O2'	36:BA:565:C:H5'	2.10	0.51
36:BA:1021:A:C8	36:BA:1021:A:C3'	2.92	0.51
36:BA:1350:C:O2'	36:BA:1351:C:H5'	2.10	0.51
36:BA:1478:G:O2'	36:BA:1558:A:C2	2.63	0.51
36:BA:1747(A):G:H2'	36:BA:1748:G:C5'	2.25	0.51
36:BA:2049:G:N2	40:BE:156:MET:CE	2.73	0.51
36:BA:2285:C:H2'	36:BA:2286:A:H5''	1.92	0.51
39:BD:148:GLU:HB2	39:BD:151:LYS:HD2	1.93	0.51
40:BE:60:ASN:OD1	40:BE:62:PRO:HD2	2.11	0.51
42:BG:3:LEU:O	42:BG:4:ASP:CB	2.57	0.51
42:BG:180:PHE:O	42:BG:182:LYS:N	2.33	0.51
44:BI:31:LEU:HB2	44:BI:32:PRO:HD3	1.92	0.51
46:BN:57:ALA:N	46:BN:124:ALA:HA	2.24	0.51
48:BP:16:ARG:CZ	48:BP:18:ARG:CG	2.89	0.51
49:BQ:62:GLY:O	58:BZ:178:GLU:HB2	2.11	0.51

Continued on next page...

Continued from previous page...

Atom-1	Atom-2	Interatomic distance (Å)	Clash overlap (Å)
51:BS:28:VAL:HB	51:BS:89:ARG:HB2	1.91	0.51
51:BS:40:ILE:HG22	51:BS:41:ASP:N	2.25	0.51
52:BT:90:GLN:O	52:BT:91:ARG:C	2.48	0.51
53:BU:65:ILE:HG12	53:BU:96:ALA:CB	2.40	0.51
55:BW:8:ARG:HG3	55:BW:8:ARG:HH11	1.75	0.51
56:BX:63:LYS:CB	56:BX:72:LYS:HG3	2.41	0.51
3:CC:182:ILE:HG23	3:CC:202:ILE:O	2.10	0.51
4:CD:8:VAL:HG23	4:CD:9:CYS:N	2.26	0.51
4:CD:200:GLU:O	4:CD:204:ILE:HG13	2.10	0.51
7:CG:6:ARG:HG2	7:CG:6:ARG:O	2.10	0.51
8:CH:112:LEU:HA	8:CH:134:ILE:HG12	1.92	0.51
13:CM:64:TRP:N	13:CM:64:TRP:CD1	2.75	0.51
20:CT:13:LEU:O	20:CT:14:LYS:C	2.48	0.51
26:D0:36:ILE:HD13	26:D0:58:THR:HG23	1.92	0.51
32:D6:34:LEU:HD23	32:D6:51:GLU:HB3	1.93	0.51
34:D8:19:SER:HB2	34:D8:21:LYS:HE3	1.91	0.51
35:D9:22:ARG:HH12	36:DA:2741:A:H5''	1.74	0.51
36:DA:654(P):C:C2'	36:DA:654(Q):C:H5'	2.41	0.51
36:DA:1014:U:O2'	36:DA:1015:G:H5''	2.10	0.51
36:DA:2036:C:H6	36:DA:2036:C:C5'	2.16	0.51
36:DA:2094:G:N2	36:DA:2196:C:H1'	2.25	0.51
36:DA:2632:A:N3	40:DE:61:ARG:NH1	2.58	0.51
39:DD:24:ILE:O	39:DD:25:THR:C	2.48	0.51
41:DF:63:LYS:NZ	41:DF:67:GLN:HB2	2.25	0.51
42:DG:40:ASN:O	42:DG:155:MET:HB2	2.10	0.51
46:DN:68:GLU:HG2	46:DN:88:GLU:OE2	2.10	0.51
47:DO:104:ARG:HE	52:DT:33:LYS:CD	2.23	0.51
48:DP:64:LYS:O	48:DP:66:GLY:N	2.40	0.51
48:DP:71:VAL:HG12	48:DP:72:PRO:HD3	1.93	0.51
50:DR:103:ARG:NH1	50:DR:103:ARG:HG2	2.25	0.51
52:DT:100:TYR:HB3	52:DT:103:ARG:HE	1.74	0.51
57:DY:26:LYS:O	57:DY:27:VAL:O	2.28	0.51
57:DY:31:LEU:HB2	57:DY:32:PRO:CA	2.38	0.51
58:DZ:19:ARG:HH11	58:DZ:19:ARG:HG2	1.75	0.51
58:DZ:57:ILE:HG22	58:DZ:58:VAL:N	2.26	0.51
58:DZ:76:LEU:HD22	58:DZ:82:ARG:O	2.09	0.51
1:AA:263:A:OP2	20:AT:79:ARG:NH1	2.44	0.51
1:AA:954:G:H2'	1:AA:955:U:C6	2.45	0.51
1:AA:1169:A:H2'	1:AA:1170:A:H8	1.72	0.51
1:AA:1239:A:N6	1:AA:1299:A:H62	2.07	0.51
1:AA:1411:C:H2'	1:AA:1412:C:H6	1.74	0.51

Continued on next page...

Continued from previous page...

Atom-1	Atom-2	Interatomic distance (Å)	Clash overlap (Å)
2:AB:28:PHE:CE1	2:AB:31:TYR:HB2	2.46	0.51
2:AB:81:VAL:HG12	2:AB:81:VAL:O	2.10	0.51
3:AC:206:GLU:HG2	3:AC:207:VAL:H	1.75	0.51
4:AD:8:VAL:HG23	4:AD:9:CYS:N	2.26	0.51
6:AF:52:ILE:O	6:AF:53:ALA:HB3	2.11	0.51
9:AI:10:ARG:CZ	9:AI:105:ASP:HB2	2.40	0.51
13:AM:33:ALA:HA	13:AM:59:TYR:HE2	1.75	0.51
18:AR:36:ASN:HB2	18:AR:40:LEU:HD11	1.91	0.51
23:AW:69:C:O2'	23:AW:70:G:H5'	2.10	0.51
25:AY:26:LYS:O	25:AY:30:LEU:CD1	2.58	0.51
32:B6:12:GLU:HG2	32:B6:23:THR:CG2	2.38	0.51
34:B8:8:LYS:N	34:B8:8:LYS:HD2	2.26	0.51
36:BA:545:C:H2'	36:BA:547:A:C5'	2.41	0.51
36:BA:635:C:O2'	36:BA:639:U:OP1	2.28	0.51
36:BA:2491:U:H5'	36:BA:2570:G:C5'	2.34	0.51
36:BA:2801(A):A:O4'	36:BA:2802:G:H2'	2.10	0.51
39:BD:18:VAL:HG12	39:BD:19:ALA:N	2.25	0.51
41:BF:122:LYS:HE2	41:BF:122:LYS:CA	2.30	0.51
41:BF:133:ASN:H	41:BF:133:ASN:HD22	1.56	0.51
42:BG:7:LEU:HD11	42:BG:104:GLU:CA	2.40	0.51
42:BG:170:ARG:NH2	42:BG:182:LYS:HE2	2.13	0.51
43:BH:91:GLY:O	43:BH:94:TYR:HB2	2.11	0.51
44:BI:3:VAL:CG1	44:BI:36:ALA:HB1	2.39	0.51
47:BO:31:LYS:HB3	47:BO:32:TYR:CD1	2.46	0.51
49:BQ:27:VAL:HG13	49:BQ:105:GLU:OE2	2.10	0.51
49:BQ:54:MET:O	49:BQ:57:HIS:HB3	2.11	0.51
50:BR:2:ARG:HG2	50:BR:5:LYS:NZ	2.24	0.51
52:BT:16:ARG:O	52:BT:17:THR:HB	2.10	0.51
52:BT:28:VAL:HG21	52:BT:46:GLU:CG	2.38	0.51
53:BU:92:ARG:HB3	54:BV:11:GLN:HE22	1.72	0.51
55:BW:31:GLU:O	55:BW:35:ILE:HG12	2.10	0.51
56:BX:26:TYR:OH	56:BX:88:LYS:HB2	2.11	0.51
58:BZ:35:ARG:HH11	58:BZ:35:ARG:HG3	1.74	0.51
58:BZ:80:ARG:O	58:BZ:81:ARG:C	2.47	0.51
1:CA:82:U:H2'	1:CA:83:U:C5	2.45	0.51
1:CA:835:U:P	18:CR:60:ALA:HB3	2.50	0.51
1:CA:1391:U:H2'	1:CA:1392:G:H8	1.70	0.51
1:CA:1506:U:O2'	1:CA:1507:A:H5'	2.11	0.51
2:CB:36:ARG:C	2:CB:38:GLY:H	2.13	0.51
2:CB:74:LYS:HD2	2:CB:166:ASP:HB2	1.93	0.51
5:CE:8:GLU:N	5:CE:34:VAL:HG23	2.26	0.51

Continued on next page...

Continued from previous page...

Atom-1	Atom-2	Interatomic distance (Å)	Clash overlap (Å)
5:CE:150:ARG:O	5:CE:153:LYS:HG2	2.09	0.51
6:CF:7:ASN:O	6:CF:8:ILE:HG13	2.10	0.51
7:CG:148:ASN:N	7:CG:148:ASN:HD22	2.09	0.51
11:CK:104:GLN:O	11:CK:106:LYS:N	2.39	0.51
13:CM:85:GLY:O	13:CM:86:CYS:HB3	2.11	0.51
19:CS:33:THR:HG21	19:CS:51:VAL:HG22	1.92	0.51
26:D0:36:ILE:HD13	26:D0:58:THR:CG2	2.40	0.51
34:D8:46:ARG:NH2	36:DA:631:A:OP2	2.43	0.51
35:D9:14:CYS:SG	35:D9:27:CYS:SG	3.08	0.51
36:DA:271(D):G:O2'	36:DA:271(E):U:H5'	2.10	0.51
36:DA:523:C:C2'	36:DA:524:U:H5'	2.41	0.51
36:DA:1396:U:O2	36:DA:1396:U:H2'	2.11	0.51
36:DA:2022:U:O2'	36:DA:2617:C:H5'	2.10	0.51
36:DA:2784:C:O2'	36:DA:2785:C:H5'	2.11	0.51
37:DB:65:C:O2'	37:DB:66:A:H5'	2.10	0.51
39:DD:24:ILE:O	39:DD:25:THR:O	2.29	0.51
39:DD:27:THR:CG2	39:DD:83:GLU:HB3	2.41	0.51
40:DE:9:VAL:HG11	40:DE:25:VAL:HG12	1.93	0.51
44:DI:130:TYR:HD1	44:DI:131:LYS:N	1.92	0.51
52:DT:11:GLU:N	52:DT:11:GLU:OE1	2.44	0.51
52:DT:51:ARG:HD2	52:DT:62:THR:CG2	2.40	0.51
52:DT:61:PHE:CE1	52:DT:76:PHE:HB2	2.45	0.51
54:DV:39:LEU:O	54:DV:40:LEU:CB	2.58	0.51
57:DY:90:LEU:HG	57:DY:91:GLU:H	1.76	0.51
58:DZ:5:LEU:HB3	58:DZ:59:LEU:HD22	1.92	0.51
1:AA:797:C:O2'	1:AA:798:G:H5'	2.09	0.51
1:AA:1109:C:O2'	1:AA:1110:A:H5'	2.11	0.51
1:AA:1368:G:OP2	9:AI:112:LYS:HD3	2.11	0.51
1:AA:1497:G:H2'	1:AA:1498:U:H5'	1.93	0.51
2:AB:12:GLU:C	2:AB:14:GLY:N	2.62	0.51
5:AE:50:GLU:HB3	5:AE:53:LEU:HG	1.92	0.51
11:AK:59:TYR:O	11:AK:62:GLN:HB3	2.10	0.51
13:AM:35:GLU:HG3	13:AM:36:LYS:N	2.25	0.51
25:AY:21:LYS:HE2	25:AY:25:LYS:HD2	1.93	0.51
36:BA:234:C:H2'	36:BA:235:U:H6	1.76	0.51
36:BA:276:A:H5'	36:BA:277:C:C5	2.46	0.51
36:BA:1747:G:H2'	36:BA:1747(A):G:H8	1.76	0.51
36:BA:2477:C:H6	36:BA:2477:C:C5'	2.14	0.51
37:BB:54:G:O2'	37:BB:55:U:H5'	2.10	0.51
38:BC:193:PHE:O	38:BC:197:LEU:HG	2.10	0.51
39:BD:24:ILE:O	39:BD:25:THR:C	2.49	0.51

Continued on next page...

Continued from previous page...

Atom-1	Atom-2	Interatomic distance (Å)	Clash overlap (Å)
39:BD:186:HIS:HD2	39:BD:188:GLU:HB2	1.76	0.51
40:BE:54:GLN:O	40:BE:55:ASN:CB	2.59	0.51
42:BG:114:ILE:O	42:BG:115:ARG:C	2.48	0.51
43:BH:19:VAL:HG21	43:BH:44:VAL:HA	1.93	0.51
43:BH:156:ALA:C	43:BH:158:HIS:N	2.62	0.51
47:BO:71:ARG:NE	47:BO:105:GLU:OE2	2.44	0.51
48:BP:50:ARG:HG2	48:BP:50:ARG:NH1	2.25	0.51
48:BP:108:LYS:HD2	48:BP:108:LYS:N	2.25	0.51
49:BQ:32:TYR:CE2	49:BQ:111:GLU:HG3	2.45	0.51
51:BS:12:PHE:H	51:BS:12:PHE:HD1	1.57	0.51
52:BT:11:GLU:N	52:BT:11:GLU:OE1	2.44	0.51
57:BY:26:LYS:HG2	57:BY:27:VAL:N	2.16	0.51
1:CA:189(I):G:O2'	1:CA:189(J):G:H5'	2.10	0.51
1:CA:1148:U:O3'	9:CI:14:VAL:HG11	2.11	0.51
1:CA:1225:A:H2'	1:CA:1225:A:N3	2.25	0.51
1:CA:1411:C:H2'	1:CA:1412:C:H6	1.75	0.51
2:CB:121:LEU:CD2	2:CB:126:GLU:HB2	2.41	0.51
3:CC:51:GLY:O	3:CC:115:LEU:HD21	2.10	0.51
4:CD:150:GLU:CA	4:CD:153:ARG:HE	2.21	0.51
12:CL:25:PRO:O	12:CL:27:LEU:HD22	2.10	0.51
12:CL:41:ARG:HD3	12:CL:42:THR:O	2.10	0.51
13:CM:21:TYR:C	13:CM:22:ILE:HD12	2.30	0.51
13:CM:27:LYS:HE3	13:CM:31:LYS:CE	2.41	0.51
13:CM:116:THR:HG22	13:CM:116:THR:O	2.09	0.51
17:CQ:50:LYS:HG3	17:CQ:51:TYR:CD1	2.46	0.51
21:CU:6:ARG:NE	21:CU:15:ARG:NH1	2.57	0.51
26:D0:43:THR:HG22	36:DA:2331:G:O2'	2.10	0.51
26:D0:43:THR:HG22	36:DA:2331:G:O3'	2.11	0.51
30:D4:46:GLN:HE21	30:D4:47:GLN:H	1.58	0.51
36:DA:234:C:H2'	36:DA:235:U:C6	2.46	0.51
36:DA:271(U):G:H2'	36:DA:271(V):G:H8	1.75	0.51
36:DA:277:C:O2'	36:DA:278:A:H5'	2.10	0.51
36:DA:364:C:H2'	36:DA:365:C:H5'	1.93	0.51
36:DA:807:U:H2'	36:DA:808:G:H8	1.75	0.51
36:DA:1675:C:O2	40:DE:129:HIS:HA	2.10	0.51
36:DA:1701:A:H5'	36:DA:1702:G:OP2	2.11	0.51
36:DA:2657:A:H2	36:DA:2664:G:H21	1.59	0.51
37:DB:7:G:C3'	37:DB:8:U:H5''	2.27	0.51
39:DD:186:HIS:HB3	39:DD:189:CYS:SG	2.50	0.51
41:DF:114:VAL:HG21	41:DF:202:PHE:CZ	2.46	0.51
41:DF:133:ASN:O	41:DF:135:LYS:N	2.44	0.51

Continued on next page...

Continued from previous page...

Atom-1	Atom-2	Interatomic distance (Å)	Clash overlap (Å)
42:DG:33:ARG:O	42:DG:34:LEU:O	2.29	0.51
44:DI:67:ARG:HG2	44:DI:67:ARG:NH1	2.25	0.51
46:DN:78:TYR:HB3	46:DN:79:PRO:CD	2.40	0.51
49:DQ:12:GLN:HE21	49:DQ:73:PRO:CD	2.23	0.51
49:DQ:134:ARG:HA	49:DQ:137:TYR:CD2	2.45	0.51
51:DS:28:VAL:HB	51:DS:89:ARG:HB2	1.93	0.51
52:DT:49:VAL:HG13	52:DT:49:VAL:O	2.10	0.51
54:DV:35:LEU:HB2	54:DV:57:VAL:CG1	2.37	0.51
56:DX:63:LYS:CB	56:DX:72:LYS:HG3	2.41	0.51
58:DZ:6:LYS:HD3	58:DZ:60:GLU:HB2	1.93	0.51
1:AA:389:A:H2'	1:AA:390:C:O4'	2.11	0.51
1:AA:659:U:H2'	1:AA:660:G:H8	1.75	0.51
1:AA:986:A:O2'	1:AA:987:G:H5'	2.10	0.51
1:AA:1003:G:C2'	1:AA:1004:A:H4'	2.38	0.51
1:AA:1011:G:H1	1:AA:1018:C:H42	1.57	0.51
1:AA:1269:A:H2'	1:AA:1270:C:O4'	2.10	0.51
1:AA:1353:G:H2'	1:AA:1354:C:C6	2.46	0.51
1:AA:1456:G:C8	20:AT:58:LYS:HE2	2.45	0.51
7:AG:107:ALA:HB2	7:AG:134:ALA:HB2	1.92	0.51
8:AH:4:ASP:CG	8:AH:85:ARG:HH21	2.14	0.51
8:AH:112:LEU:HA	8:AH:134:ILE:HG12	1.92	0.51
9:AI:47:LEU:N	9:AI:47:LEU:CD1	2.74	0.51
10:AJ:34:VAL:HA	10:AJ:74:ILE:HA	1.90	0.51
12:AL:27:LEU:O	12:AL:29:GLY:N	2.44	0.51
17:AQ:13:ASP:OD1	17:AQ:53:LEU:HD12	2.09	0.51
18:AR:22:VAL:HG23	18:AR:55:ARG:O	2.10	0.51
20:AT:13:LEU:H	20:AT:13:LEU:HD12	1.75	0.51
27:B1:90:ILE:O	27:B1:94:LEU:CD2	2.59	0.51
30:B4:36:CYS:SG	30:B4:37:SER:N	2.82	0.51
32:B6:15:GLU:HG3	32:B6:47:THR:CG2	2.36	0.51
34:B8:29:LYS:HG3	34:B8:29:LYS:O	2.10	0.51
36:BA:141:A:C8	36:BA:1408:C:O2'	2.55	0.51
36:BA:1856:G:C2'	36:BA:1857:G:H5'	2.40	0.51
36:BA:1962:C:O2'	36:BA:1964:G:OP2	2.29	0.51
36:BA:2094:G:N2	36:BA:2196:C:H1'	2.26	0.51
36:BA:2461:C:H2'	36:BA:2462:U:C6	2.46	0.51
44:BI:19:VAL:HG22	44:BI:20:ASP:N	2.26	0.51
44:BI:67:ARG:O	44:BI:71:ILE:HD12	2.11	0.51
46:BN:99:LEU:HD12	46:BN:122:VAL:HG21	1.91	0.51
47:BO:113:LYS:O	47:BO:117:LEU:HB2	2.11	0.51
51:BS:29:PHE:C	51:BS:29:PHE:CD1	2.83	0.51

Continued on next page...

Continued from previous page...

Atom-1	Atom-2	Interatomic distance (Å)	Clash overlap (Å)
53:BU:92:ARG:HD2	54:BV:11:GLN:NE2	2.26	0.51
55:BW:92:ARG:HH11	55:BW:92:ARG:CG	2.23	0.51
1:CA:193:C:O2'	1:CA:194:C:H5'	2.10	0.51
1:CA:407:G:O2'	4:CD:116:GLN:HG3	2.11	0.51
1:CA:419:C:H2'	1:CA:420:U:H5'	1.93	0.51
1:CA:437:U:H2'	1:CA:438:G:O4'	2.11	0.51
1:CA:542:G:H5'	4:CD:41:GLY:CA	2.41	0.51
1:CA:862:C:C2'	1:CA:863:U:H5'	2.40	0.51
1:CA:1190:G:OP1	3:CC:5:ILE:HD12	2.11	0.51
2:CB:54:THR:HG21	2:CB:201:ILE:HD11	1.92	0.51
7:CG:5:ARG:N	7:CG:5:ARG:HD2	2.26	0.51
10:CJ:27:ALA:HB2	10:CJ:85:LEU:HD11	1.92	0.51
10:CJ:54:PHE:CD2	10:CJ:55:LYS:HE3	2.45	0.51
12:CL:27:LEU:O	12:CL:29:GLY:N	2.44	0.51
12:CL:47:LYS:CB	12:CL:48:PRO:HD3	2.35	0.51
13:CM:106:ASN:O	13:CM:107:ALA:HB2	2.10	0.51
17:CQ:13:ASP:OD1	17:CQ:53:LEU:HD12	2.10	0.51
18:CR:25:THR:O	18:CR:26:LEU:HD23	2.10	0.51
19:CS:49:ILE:O	19:CS:51:VAL:HG23	2.11	0.51
20:CT:83:ARG:HA	20:CT:86:ARG:HB3	1.92	0.51
25:CY:16:TRP:O	25:CY:20:ASP:O	2.28	0.51
30:D4:5:ILE:C	30:D4:6:HIS:HD2	2.14	0.51
35:D9:7:VAL:HG21	35:D9:36:GLN:HB2	1.93	0.51
36:DA:18:C:O3'	53:DU:23:GLY:HA2	2.11	0.51
36:DA:271(M):G:O2'	36:DA:271(O):C:H5'	2.10	0.51
36:DA:1021:A:OP2	46:DN:65:LYS:NZ	2.41	0.51
36:DA:1478:G:O2'	36:DA:1558:A:H2	1.93	0.51
36:DA:1528:A:N1	36:DA:1542:A:H2	2.09	0.51
36:DA:2153:G:H2'	36:DA:2154:G:H8	1.76	0.51
48:DP:57:THR:HB	48:DP:59:LEU:N	2.25	0.51
50:DR:2:ARG:O	50:DR:3:HIS:O	2.29	0.51
50:DR:63:ARG:HA	50:DR:80:PHE:CZ	2.45	0.51
50:DR:104:ARG:O	50:DR:106:GLY:N	2.44	0.51
51:DS:89:ARG:NH2	51:DS:91:PRO:HG2	2.25	0.51
51:DS:106:ARG:HD2	51:DS:106:ARG:C	2.30	0.51
52:DT:27:THR:HG23	52:DT:28:VAL:N	2.25	0.51
52:DT:90:GLN:O	52:DT:91:ARG:C	2.49	0.51
1:AA:114:U:H2'	1:AA:115:G:C8	2.46	0.51
1:AA:1048:G:OP1	14:AN:4:LYS:HB2	2.10	0.51
1:AA:1347:G:HO2'	1:AA:1373:G:H1	1.59	0.51
1:AA:1459:C:H2'	1:AA:1460:A:O4'	2.10	0.51

Continued on next page...

Continued from previous page...

Atom-1	Atom-2	Interatomic distance (Å)	Clash overlap (Å)
2:AB:42:ILE:O	2:AB:42:ILE:HG23	2.10	0.51
2:AB:51:LEU:HD22	2:AB:55:PHE:CE2	2.43	0.51
2:AB:67:THR:CG2	2:AB:155:LEU:HD21	2.40	0.51
4:AD:106:TYR:HE2	4:AD:113:SER:HA	1.73	0.51
4:AD:129:ASN:HD21	4:AD:144:ASP:HA	1.75	0.51
9:AI:63:ILE:HG22	9:AI:64:THR:N	2.24	0.51
13:AM:85:GLY:O	13:AM:86:CYS:HB3	2.10	0.51
20:AT:49:ALA:HA	20:AT:92:LEU:CD2	2.41	0.51
21:AU:9:ARG:HD3	21:AU:13:ILE:HD11	1.91	0.51
25:AZ:168:TYR:N	25:AZ:168:TYR:CD1	2.79	0.51
36:BA:130:C:O3'	36:BA:1349:A:H1'	2.10	0.51
36:BA:747:U:H2'	55:BW:88:ARG:HH21	1.76	0.51
36:BA:916:G:C2'	36:BA:917:A:H5''	2.41	0.51
36:BA:1721:G:H2'	36:BA:1741:A:N6	2.26	0.51
36:BA:2111:C:H42	36:BA:2147:G:H21	1.57	0.51
36:BA:2889:C:H2'	36:BA:2891:G:O4'	2.11	0.51
37:BB:23:G:H2'	37:BB:24:G:C5	2.44	0.51
40:BE:108:SER:O	40:BE:162:ALA:HA	2.11	0.51
42:BG:129:GLY:O	42:BG:130:ASN:CB	2.59	0.51
44:BI:64:GLU:C	44:BI:66:GLU:H	2.14	0.51
44:BI:102:SER:OG	44:BI:109:ILE:CD1	2.58	0.51
48:BP:80:TYR:CZ	48:BP:111:ARG:HD3	2.46	0.51
49:BQ:134:ARG:NE	58:BZ:122:ARG:HH21	2.08	0.51
51:BS:59:LYS:CG	51:BS:60:GLY:N	2.73	0.51
52:BT:88:ILE:HG22	52:BT:89:VAL:CG2	2.40	0.51
52:BT:100:TYR:HB3	52:BT:103:ARG:HE	1.75	0.51
52:BT:112:ARG:HB3	52:BT:112:ARG:NH1	2.26	0.51
54:BV:49:THR:O	54:BV:50:PRO:C	2.48	0.51
57:BY:89:PHE:O	57:BY:90:LEU:HD23	2.09	0.51
1:CA:139:G:H2'	1:CA:140:A:H8	1.75	0.51
1:CA:193:C:H2'	1:CA:194:C:C6	2.46	0.51
1:CA:718:G:H5'	11:CK:117:ASN:ND2	2.26	0.51
1:CA:1245:A:N1	1:CA:1293:G:C6	2.78	0.51
1:CA:1281:U:H5'	1:CA:1282:C:H5	1.74	0.51
1:CA:1301:U:H3'	1:CA:1302:U:H5''	1.92	0.51
1:CA:1396:A:O4'	1:CA:1398:A:H1'	2.11	0.51
3:CC:89:GLU:O	3:CC:93:LYS:HB2	2.10	0.51
3:CC:99:VAL:O	3:CC:99:VAL:HG23	2.10	0.51
4:CD:9:CYS:HB3	4:CD:32:ALA:CB	2.40	0.51
6:CF:63:TYR:N	6:CF:63:TYR:CD1	2.79	0.51
9:CI:17:VAL:HG21	9:CI:80:GLY:HA3	1.92	0.51

Continued on next page...

Continued from previous page...

Atom-1	Atom-2	Interatomic distance (Å)	Clash overlap (Å)
13:CM:14:ARG:HB2	13:CM:16:ASP:OD1	2.11	0.51
17:CQ:10:VAL:HG23	17:CQ:55:ASP:O	2.10	0.51
18:CR:22:VAL:HG23	18:CR:55:ARG:O	2.11	0.51
30:D4:39:CYS:O	30:D4:39:CYS:SG	2.68	0.51
32:D6:9:LEU:HD22	32:D6:9:LEU:C	2.30	0.51
36:DA:1231:G:H2'	36:DA:1232:G:C8	2.45	0.51
36:DA:1517:G:O2'	36:DA:1518:U:H5'	2.10	0.51
36:DA:1930:G:N2	36:DA:1968:G:H2'	2.25	0.51
36:DA:2473:U:C5	36:DA:2474:C:C6	2.98	0.51
36:DA:2705:A:H2'	36:DA:2706:G:O4'	2.11	0.51
36:DA:2733:A:H2'	36:DA:2734:A:O4'	2.11	0.51
36:DA:2769:C:H2'	36:DA:2770:G:C8	2.46	0.51
36:DA:2853:C:H2'	36:DA:2854:G:H8	1.76	0.51
39:DD:183:ARG:HH11	39:DD:183:ARG:HG2	1.75	0.51
39:DD:218:ARG:HB3	39:DD:219:PRO:HD2	1.93	0.51
40:DE:128:SER:OG	40:DE:129:HIS:N	2.42	0.51
43:DH:50:VAL:CG1	43:DH:51:ARG:N	2.73	0.51
44:DI:26:ALA:HA	44:DI:30:LEU:HB2	1.92	0.51
44:DI:129:THR:HG22	44:DI:135:GLU:HG3	1.91	0.51
46:DN:68:GLU:N	46:DN:88:GLU:OE1	2.43	0.51
49:DQ:54:MET:HB3	49:DQ:64:ILE:HD13	1.93	0.51
51:DS:20:ARG:HG2	51:DS:20:ARG:HH11	1.74	0.51
51:DS:59:LYS:CG	51:DS:60:GLY:N	2.73	0.51
54:DV:82:ARG:N	54:DV:82:ARG:HD2	2.26	0.51
57:DY:26:LYS:HZ2	57:DY:27:VAL:HG23	1.76	0.51
58:DZ:119:GLU:O	58:DZ:121:HIS:N	2.44	0.51
1:AA:438:G:H2'	1:AA:494:U:O4	2.11	0.51
1:AA:1057:G:C5	1:AA:1204:A:C2	2.99	0.51
1:AA:1225:A:H2'	1:AA:1225:A:N3	2.25	0.51
3:AC:119:ARG:HH11	3:AC:119:ARG:HG3	1.75	0.51
4:AD:67:ILE:HG22	4:AD:68:TYR:N	2.26	0.51
6:AF:45:LEU:HD21	6:AF:57:GLN:OE1	2.11	0.51
16:AP:68:ASP:C	16:AP:70:ALA:H	2.14	0.51
25:AY:4:ILE:HA	25:AZ:103:LEU:O	2.10	0.51
25:AZ:110:TRP:HA	25:AZ:110:TRP:CE3	2.46	0.51
26:B0:36:ILE:HD13	26:B0:58:THR:CG2	2.41	0.51
26:B0:81:VAL:O	26:B0:83:PRO:HD3	2.11	0.51
27:B1:90:ILE:O	27:B1:94:LEU:HD23	2.10	0.51
32:B6:36:LEU:CD1	32:B6:50:ARG:HB3	2.40	0.51
35:B9:25:VAL:HB	35:B9:34:GLN:HB2	1.92	0.51
36:BA:185:U:H4'	36:BA:218:A:H4'	1.93	0.51

Continued on next page...

Continued from previous page...

Atom-1	Atom-2	Interatomic distance (Å)	Clash overlap (Å)
36:BA:813:U:H2'	36:BA:814:C:H6	1.74	0.51
36:BA:828:U:H3'	36:BA:828:U:O2	2.10	0.51
36:BA:1402:C:O2'	36:BA:1403:C:H5'	2.10	0.51
36:BA:1541:G:C5'	36:BA:1542:A:O4'	2.59	0.51
36:BA:1693:U:O2'	39:BD:14:ARG:NH2	2.43	0.51
44:BI:74:ASN:C	44:BI:76:THR:N	2.62	0.51
44:BI:96:ASP:O	44:BI:100:ALA:HB3	2.11	0.51
45:BJ:98:UNK:O	45:BJ:100:UNK:N	2.43	0.51
48:BP:102:ARG:O	48:BP:103:ALA:HB2	2.11	0.51
57:BY:6:HIS:CD2	57:BY:6:HIS:N	2.78	0.51
58:BZ:149:SER:HB2	58:BZ:172:ALA:O	2.10	0.51
1:CA:226:G:O2'	1:CA:227:G:H5'	2.11	0.51
1:CA:346:G:OP1	52:DT:41:ARG:NH1	2.37	0.51
1:CA:722:A:H2'	1:CA:724:G:C8	2.46	0.51
1:CA:1117:G:O2'	9:CI:104:ARG:HD3	2.11	0.51
1:CA:1356:G:H2'	1:CA:1357:A:C8	2.46	0.51
3:CC:103:VAL:CG1	3:CC:104:GLN:H	2.19	0.51
4:CD:94:LEU:HA	4:CD:97:LEU:HD12	1.93	0.51
26:D0:51:VAL:CG2	26:D0:81:VAL:HG23	2.41	0.51
28:D2:28:LYS:HB3	28:D2:57:ILE:CD1	2.41	0.51
29:D3:39:ASP:OD1	29:D3:44:ARG:NH1	2.44	0.51
36:DA:909:A:H2'	36:DA:912:C:H5	1.76	0.51
36:DA:1047:G:N2	36:DA:1111:A:N6	2.58	0.51
36:DA:1332:G:H8	36:DA:1332:G:H5''	1.76	0.51
36:DA:1685:C:H2'	36:DA:1686:C:H6	1.75	0.51
36:DA:2801:A:O2'	36:DA:2895:U:H5'	2.11	0.51
41:DF:4:VAL:O	41:DF:4:VAL:HG12	2.11	0.51
41:DF:89:VAL:HG12	41:DF:90:PHE:N	2.26	0.51
41:DF:148:LEU:HD22	41:DF:154:VAL:HG21	1.93	0.51
42:DG:34:LEU:HD12	42:DG:35:GLU:N	2.17	0.51
42:DG:110:ALA:C	42:DG:112:PRO:HD2	2.31	0.51
44:DI:98:ALA:O	44:DI:109:ILE:HD13	2.10	0.51
48:DP:108:LYS:C	48:DP:110:TYR:N	2.64	0.51
48:DP:108:LYS:N	48:DP:108:LYS:HD2	2.26	0.51
54:DV:65:GLY:O	54:DV:90:PRO:HA	2.11	0.51
56:DX:72:LYS:N	56:DX:72:LYS:HD2	2.25	0.51
58:DZ:153:SER:O	58:DZ:155:LEU:N	2.36	0.51
1:AA:142:G:H2'	1:AA:143:A:C8	2.46	0.51
1:AA:189(J):G:O2'	1:AA:189(K):U:H5'	2.11	0.51
1:AA:688:G:H2'	1:AA:689:C:C6	2.45	0.51
1:AA:707:C:O2'	1:AA:708:C:H5'	2.11	0.51

Continued on next page...

Continued from previous page...

Atom-1	Atom-2	Interatomic distance (Å)	Clash overlap (Å)
1:AA:833:U:H2'	1:AA:834:C:C6	2.46	0.51
1:AA:861:G:O2'	1:AA:862:C:H5'	2.11	0.51
1:AA:1148:U:O3'	9:AI:14:VAL:HG11	2.11	0.51
1:AA:1299:A:H2'	1:AA:1301:U:O4'	2.11	0.51
1:AA:1302:U:C5	13:AM:17:VAL:HG21	2.46	0.51
1:AA:1305:G:O2'	1:AA:1331:G:N2	2.44	0.51
1:AA:1442(B):A:H4'	1:AA:1443:G:OP1	2.11	0.51
1:AA:1486:G:H2'	1:AA:1487:G:C8	2.46	0.51
3:AC:189:ALA:HB3	3:AC:196:LEU:HB2	1.91	0.51
6:AF:69:GLU:C	6:AF:71:ARG:H	2.15	0.51
8:AH:41:ARG:O	8:AH:41:ARG:CG	2.58	0.51
11:AK:13:GLN:HB3	11:AK:75:TYR:O	2.11	0.51
17:AQ:18:THR:HG22	17:AQ:19:VAL:N	2.25	0.51
20:AT:56:MET:SD	20:AT:85:MET:HB3	2.51	0.51
23:AW:28:C:H2'	23:AW:29:G:H8	1.73	0.51
25:AZ:181:ARG:HG3	25:AZ:181:ARG:NH1	2.26	0.51
29:B3:40:THR:HG23	29:B3:43:ILE:HG12	1.92	0.51
30:B4:6:HIS:NE2	42:BG:67:LYS:HE3	2.26	0.51
30:B4:46:GLN:HE21	30:B4:47:GLN:H	1.57	0.51
32:B6:42:TRP:CH2	36:BA:643:A:N7	2.79	0.51
36:BA:660:G:C5'	41:BF:99:TYR:CE2	2.93	0.51
36:BA:1318:C:C3'	36:BA:1319:G:H5''	2.41	0.51
36:BA:1517:G:O2'	36:BA:1518:U:H5'	2.11	0.51
36:BA:1856:G:H2'	36:BA:1857:G:H5'	1.92	0.51
36:BA:1973:G:H2'	36:BA:1974:C:H6	1.75	0.51
36:BA:1980:G:O2'	36:BA:1982:C:OP2	2.27	0.51
36:BA:2124:G:H1'	38:BC:43:GLU:OE1	2.10	0.51
39:BD:43:ARG:HH11	39:BD:49:ILE:HB	1.75	0.51
39:BD:241:PRO:O	39:BD:243:GLY:N	2.44	0.51
41:BF:113:ALA:HB1	41:BF:186:ILE:HG21	1.93	0.51
41:BF:119:ARG:HG2	41:BF:119:ARG:O	2.10	0.51
41:BF:160:ASN:HD22	41:BF:160:ASN:C	2.13	0.51
42:BG:56:ALA:HB1	42:BG:153:ARG:HD2	1.92	0.51
46:BN:128:HIS:CE1	46:BN:134:ARG:HD3	2.46	0.51
47:BO:24:VAL:CG2	47:BO:33:ALA:HB2	2.40	0.51
49:BQ:33:GLY:O	49:BQ:132:VAL:HG22	2.10	0.51
50:BR:88:ARG:O	50:BR:88:ARG:HD2	2.10	0.51
57:BY:97:ARG:O	57:BY:98:VAL:HB	2.11	0.51
1:CA:106:C:H2'	1:CA:107:G:C8	2.45	0.51
1:CA:311:C:O2'	1:CA:312:C:H5'	2.11	0.51
1:CA:486:U:H2'	1:CA:487:A:H8	1.74	0.51

Continued on next page...

Continued from previous page...

Atom-1	Atom-2	Interatomic distance (Å)	Clash overlap (Å)
1:CA:555:C:H2'	1:CA:556:C:C6	2.46	0.51
1:CA:625:G:H4'	16:CP:16:HIS:CD2	2.46	0.51
1:CA:818:G:C3'	1:CA:819:A:H5''	2.40	0.51
1:CA:986:A:O2'	1:CA:987:G:H5'	2.11	0.51
1:CA:1226:C:C4	13:CM:104:ARG:HB2	2.46	0.51
1:CA:1299:A:H2'	1:CA:1301:U:O4'	2.11	0.51
1:CA:1346:A:C5	7:CG:10:ARG:CZ	2.94	0.51
3:CC:181:ASN:ND2	3:CC:204:LEU:HB2	2.26	0.51
5:CE:103:GLY:N	5:CE:106:PRO:HG2	2.26	0.51
8:CH:11:THR:HG22	8:CH:15:ASN:ND2	2.26	0.51
9:CI:93:ARG:C	9:CI:95:LYS:H	2.15	0.51
10:CJ:82:ILE:O	10:CJ:82:ILE:HG22	2.10	0.51
13:CM:107:ALA:O	13:CM:109:THR:N	2.42	0.51
19:CS:36:ARG:HA	19:CS:71:LEU:HB2	1.92	0.51
23:CV:67:C:H2'	23:CV:67:C:O2	2.11	0.51
25:CY:34:THR:HG23	25:CY:38:PRO:HA	1.93	0.51
27:D1:57:GLU:O	27:D1:58:ILE:HG12	2.11	0.51
27:D1:84:GLY:O	27:D1:86:SER:N	2.43	0.51
30:D4:53:GLU:HB3	30:D4:56:VAL:CG2	2.41	0.51
34:D8:29:LYS:HD3	34:D8:44:LYS:HG2	1.93	0.51
36:DA:17:G:H4'	53:DU:25:TRP:CH2	2.44	0.51
36:DA:570:G:H2'	36:DA:2030:A:C5	2.45	0.51
36:DA:675:A:OP1	41:DF:63:LYS:HE2	2.11	0.51
36:DA:1270:C:H5''	36:DA:1271:G:O5'	2.10	0.51
36:DA:1996:C:OP1	47:DO:31:LYS:HE3	2.11	0.51
36:DA:2450:A:O2'	36:DA:2451:A:H5'	2.10	0.51
36:DA:2712:U:O2'	36:DA:2712(A):A:P	2.68	0.51
36:DA:2777:G:H5''	36:DA:2778:A:H5''	1.92	0.51
37:DB:54:G:C2'	37:DB:55:U:H5'	2.41	0.51
39:DD:108:PRO:HB3	39:DD:143:HIS:HE1	1.76	0.51
39:DD:210:GLY:O	39:DD:211:ARG:CB	2.58	0.51
41:DF:110:LEU:HD21	41:DF:181:LEU:HG	1.93	0.51
42:DG:56:ALA:CB	42:DG:153:ARG:HD2	2.40	0.51
42:DG:124:SER:HB3	42:DG:131:TYR:CE1	2.46	0.51
42:DG:172:LEU:CD2	42:DG:176:LEU:HD11	2.39	0.51
47:DO:31:LYS:HB3	47:DO:32:TYR:CD1	2.46	0.51
48:DP:48:PRO:O	48:DP:51:PHE:N	2.44	0.51
49:DQ:32:TYR:CE2	49:DQ:111:GLU:HG3	2.46	0.51
53:DU:92:ARG:HB3	54:DV:11:GLN:HE22	1.76	0.51
54:DV:1:MET:HB2	54:DV:99:ILE:HG13	1.93	0.51
58:DZ:14:LYS:HB2	58:DZ:17:ALA:HB3	1.93	0.51

Continued on next page...

Continued from previous page...

Atom-1	Atom-2	Interatomic distance (Å)	Clash overlap (Å)
58:DZ:157:LEU:O	58:DZ:158:PRO:O	2.28	0.51
1:AA:961:U:O2'	1:AA:962:C:H5'	2.11	0.51
1:AA:1053:G:C3'	1:AA:1054:C:H5'	2.40	0.51
1:AA:1207:G:H2'	1:AA:1208:C:C6	2.45	0.51
1:AA:1388:C:H2'	1:AA:1389:C:H6	1.71	0.51
2:AB:132:LYS:HA	2:AB:135:GLN:NE2	2.26	0.51
3:AC:32:LEU:HB3	3:AC:59:ARG:HH22	1.72	0.51
3:AC:173:VAL:N	3:AC:174:PRO:HD3	2.26	0.51
5:AE:52:PRO:O	5:AE:55:VAL:HG23	2.11	0.51
12:AL:27:LEU:N	12:AL:27:LEU:HD22	2.26	0.51
14:AN:24:CYS:CB	14:AN:40:CYS:HB3	2.38	0.51
23:AW:30:G:O2'	23:AW:31:G:H5'	2.11	0.51
27:B1:35:THR:O	27:B1:35:THR:HG23	2.09	0.51
31:B5:3:LYS:HG2	36:BA:747:U:O4	2.10	0.51
34:B8:29:LYS:HG2	34:B8:44:LYS:HG2	1.92	0.51
36:BA:547:A:H1'	36:BA:548:A:C8	2.46	0.51
36:BA:1021:A:OP2	46:BN:65:LYS:NZ	2.40	0.51
36:BA:2632:A:N3	40:BE:61:ARG:NH1	2.59	0.51
37:BB:23:G:N2	37:BB:61:G:C4	2.79	0.51
40:BE:11:MET:HB2	40:BE:23:VAL:O	2.10	0.51
41:BF:133:ASN:O	41:BF:135:LYS:N	2.44	0.51
43:BH:83:TYR:O	43:BH:84:SER:HB3	2.11	0.51
44:BI:68:LEU:HD11	44:BI:130:TYR:HE2	1.73	0.51
44:BI:127:VAL:HG22	44:BI:139:GLN:CG	2.40	0.51
50:BR:63:ARG:HA	50:BR:80:PHE:CZ	2.46	0.51
55:BW:40:ASN:O	55:BW:41:LYS:HG2	2.11	0.51
56:BX:55:ASN:HB2	56:BX:80:ILE:HG23	1.93	0.51
58:BZ:99:TYR:HB3	58:BZ:123:ASP:OD1	2.11	0.51
1:CA:15:G:C5	1:CA:1396:A:C2	2.98	0.51
1:CA:1149:C:H2'	1:CA:1150:U:C6	2.46	0.51
1:CA:1267:C:O2	1:CA:1267:C:C2'	2.58	0.51
1:CA:1308:U:H2'	1:CA:1309:G:C5'	2.40	0.51
2:CB:12:GLU:C	2:CB:14:GLY:H	2.14	0.51
2:CB:121:LEU:HA	2:CB:124:SER:HB3	1.93	0.51
3:CC:63:ASN:HA	3:CC:98:ASN:H	1.76	0.51
3:CC:84:ILE:O	3:CC:88:ARG:HG3	2.10	0.51
8:CH:111:ILE:HD12	8:CH:135:CYS:SG	2.51	0.51
11:CK:87:THR:HG22	11:CK:88:GLY:N	2.21	0.51
16:CP:20:VAL:HG23	16:CP:35:LYS:HA	1.93	0.51
18:CR:31:LEU:HD23	18:CR:31:LEU:H	1.76	0.51
35:D9:9:ARG:NH1	35:D9:14:CYS:O	2.44	0.51

Continued on next page...

Continued from previous page...

Atom-1	Atom-2	Interatomic distance (Å)	Clash overlap (Å)
36:DA:272(E):G:C2	36:DA:364:C:N3	2.79	0.51
36:DA:545:C:H2'	36:DA:547:A:C5'	2.41	0.51
36:DA:626:U:H5''	36:DA:627:A:C5'	2.40	0.51
36:DA:848:G:H2'	36:DA:849:A:H8	1.73	0.51
36:DA:1853:A:N1	36:DA:2087:G:H1'	2.25	0.51
36:DA:2313:C:C4'	42:DG:40:ASN:ND2	2.73	0.51
38:DC:193:PHE:O	38:DC:197:LEU:HG	2.11	0.51
42:DG:12:TYR:CD1	42:DG:13:GLU:N	2.79	0.51
42:DG:19:LEU:HD21	42:DG:171:ALA:HB1	1.93	0.51
42:DG:112:PRO:CB	42:DG:113:ARG:HE	2.23	0.51
42:DG:137:GLU:HB3	42:DG:152:LEU:HD12	1.92	0.51
43:DH:50:VAL:CG1	43:DH:51:ARG:H	2.20	0.51
47:DO:26:LYS:HB3	47:DO:30:ALA:HB2	1.91	0.51
50:DR:63:ARG:O	50:DR:67:LEU:HB2	2.11	0.51
54:DV:21:ARG:O	54:DV:22:VAL:HG13	2.11	0.51
57:DY:14:LEU:HD12	57:DY:23:ARG:H	1.75	0.51
1:AA:67:C:H2'	1:AA:68:G:H8	1.76	0.50
1:AA:139:G:H2'	1:AA:140:A:H8	1.76	0.50
1:AA:501:C:OP1	12:AL:124:LYS:HD3	2.12	0.50
1:AA:763:G:H2'	1:AA:764:C:H6	1.76	0.50
1:AA:1033:G:H2'	1:AA:1034:G:H5'	1.92	0.50
2:AB:44:LEU:C	2:AB:46:LYS:N	2.64	0.50
6:AF:37:VAL:HG13	6:AF:65:VAL:HG12	1.93	0.50
6:AF:60:PHE:CE2	18:AR:78:LEU:HD21	2.46	0.50
6:AF:78:GLU:OE1	6:AF:81:ILE:HD11	2.10	0.50
8:AH:122:ARG:NH1	8:AH:122:ARG:HB2	2.26	0.50
18:AR:36:ASN:HB3	18:AR:39:VAL:CB	2.40	0.50
22:AV:37:A:N1	24:AX:16:A:N6	2.59	0.50
23:AW:3:C:O2'	23:AW:4:G:H5'	2.11	0.50
36:BA:155:U:C2'	36:BA:156:U:H5''	2.36	0.50
36:BA:773:U:H4'	39:BD:47:GLY:CA	2.42	0.50
36:BA:941:A:H4'	48:BP:35:HIS:CE1	2.46	0.50
36:BA:1464:C:O2'	36:BA:1528:A:H8	1.93	0.50
36:BA:1686:C:O2'	36:BA:1687:G:H5'	2.11	0.50
39:BD:149:PRO:O	39:BD:150:LYS:HB2	2.10	0.50
40:BE:60:ASN:OD1	40:BE:62:PRO:CD	2.59	0.50
41:BF:28:ILE:H	41:BF:28:ILE:CD1	2.24	0.50
42:BG:45:GLU:O	42:BG:51:ARG:HB3	2.11	0.50
42:BG:101:ILE:HG22	42:BG:105:LYS:CE	2.38	0.50
44:BI:123:LEU:HA	44:BI:142:VAL:HG11	1.93	0.50
46:BN:57:ALA:O	46:BN:58:ASP:C	2.50	0.50

Continued on next page...

Continued from previous page...

Atom-1	Atom-2	Interatomic distance (Å)	Clash overlap (Å)
48:BP:17:LYS:O	48:BP:17:LYS:CG	2.49	0.50
48:BP:23:PRO:HB2	48:BP:33:ARG:NE	2.26	0.50
48:BP:23:PRO:O	48:BP:33:ARG:NH1	2.42	0.50
49:BQ:43:THR:CB	49:BQ:45:GLN:HE21	2.20	0.50
51:BS:58:LEU:HD12	51:BS:59:LYS:H	1.75	0.50
51:BS:89:ARG:NH2	51:BS:91:PRO:HG2	2.26	0.50
52:BT:7:ILE:C	52:BT:9:LEU:H	2.14	0.50
58:BZ:152:ALA:HA	58:BZ:167:PRO:HB2	1.92	0.50
1:CA:274:A:H4'	1:CA:275:G:OP1	2.11	0.50
1:CA:438:G:H2'	1:CA:494:U:O4	2.11	0.50
1:CA:763:G:H2'	1:CA:764:C:H6	1.75	0.50
1:CA:797:C:O2'	1:CA:798:G:H5'	2.11	0.50
1:CA:879:C:O2'	1:CA:880:C:H5'	2.11	0.50
1:CA:1228:C:OP1	13:CM:115:LYS:HE3	2.11	0.50
2:CB:174:VAL:HG11	2:CB:196:LEU:HD13	1.94	0.50
3:CC:19:GLU:HG3	3:CC:54:ARG:NH1	2.26	0.50
4:CD:25:ARG:C	4:CD:27:TYR:H	2.12	0.50
8:CH:119:LEU:HD23	8:CH:119:LEU:N	2.26	0.50
9:CI:65:VAL:HG11	9:CI:77:ILE:HD11	1.91	0.50
10:CJ:50:ILE:HA	10:CJ:60:ARG:HB2	1.90	0.50
13:CM:14:ARG:HB3	13:CM:41:PRO:O	2.10	0.50
18:CR:85:LEU:HD12	18:CR:86:VAL:H	1.75	0.50
23:CW:40:C:O5'	23:CW:40:C:H6	1.95	0.50
25:CZ:37:THR:O	25:CZ:38:PRO:C	2.50	0.50
35:D9:25:VAL:HB	35:D9:34:GLN:HB2	1.93	0.50
36:DA:878:A:H2'	36:DA:879:G:O4'	2.10	0.50
36:DA:1653:G:O6	50:DR:11:ASN:HB2	2.10	0.50
37:DB:17:C:H2'	37:DB:18:G:O4'	2.10	0.50
38:DC:194:ILE:O	38:DC:198:GLU:HG3	2.11	0.50
39:DD:248:SER:HB2	39:DD:249:PRO:HD2	1.93	0.50
40:DE:75:VAL:O	40:DE:77:ILE:N	2.42	0.50
42:DG:37:VAL:HG22	42:DG:157:ILE:HG22	1.93	0.50
42:DG:120:LEU:HD12	42:DG:178:PHE:HB3	1.93	0.50
43:DH:144:VAL:HA	43:DH:147:ASN:HB2	1.92	0.50
44:DI:126:TYR:HB2	44:DI:140:LEU:HD21	1.93	0.50
44:DI:127:VAL:HG22	44:DI:139:GLN:CG	2.42	0.50
47:DO:104:ARG:NH2	52:DT:33:LYS:HD2	2.26	0.50
48:DP:101:VAL:HG12	48:DP:106:LEU:HG	1.93	0.50
49:DQ:27:VAL:HB	49:DQ:137:TYR:HD2	1.75	0.50
51:DS:58:LEU:HG	51:DS:59:LYS:N	2.26	0.50
52:DT:11:GLU:N	52:DT:11:GLU:CD	2.65	0.50

Continued on next page...

Continued from previous page...

Atom-1	Atom-2	Interatomic distance (Å)	Clash overlap (Å)
52:DT:57:PHE:O	52:DT:59:THR:N	2.40	0.50
58:DZ:124:ILE:HD11	58:DZ:137:ILE:HG13	1.93	0.50
1:AA:664:G:H22	1:AA:741:G:H1	1.58	0.50
1:AA:750:G:N3	15:AO:23:GLY:HA3	2.27	0.50
1:AA:1198:G:H2'	1:AA:1199:U:C6	2.46	0.50
1:AA:1442(A):G:H3'	1:AA:1442(B):A:H5'	1.92	0.50
1:AA:1491:G:C5'	1:AA:1492:A:C5'	2.89	0.50
2:AB:97:TRP:CE2	2:AB:101:MET:HG3	2.46	0.50
3:AC:15:THR:CG2	3:AC:181:ASN:HA	2.41	0.50
3:AC:112:SER:O	3:AC:115:LEU:HB2	2.11	0.50
14:AN:26:ARG:NH1	14:AN:47:LEU:HD21	2.27	0.50
19:AS:49:ILE:O	19:AS:51:VAL:HG23	2.10	0.50
20:AT:38:LYS:C	20:AT:40:ALA:N	2.63	0.50
25:AZ:137:THR:O	25:AZ:138:PRO:C	2.49	0.50
27:B1:82:LEU:HB2	27:B1:90:ILE:HD13	1.93	0.50
32:B6:35:GLU:HA	32:B6:35:GLU:OE1	2.11	0.50
32:B6:48:VAL:O	32:B6:49:HIS:CB	2.59	0.50
35:B9:9:ARG:NH1	35:B9:14:CYS:O	2.44	0.50
36:BA:674:G:O2'	41:BF:74:ARG:HD3	2.11	0.50
36:BA:1039:G:C6	36:BA:1040:C:N4	2.79	0.50
36:BA:1438:U:O2'	36:BA:1439:A:H5'	2.12	0.50
36:BA:1588:C:H2'	36:BA:1589:C:H6	1.75	0.50
36:BA:1991:U:H2'	36:BA:1992:G:H5''	1.94	0.50
36:BA:2556:C:H2'	36:BA:2557:G:O4'	2.11	0.50
36:BA:2774:C:H2'	36:BA:2775:A:O4'	2.11	0.50
36:BA:2801:A:O2'	36:BA:2895:U:H5'	2.11	0.50
39:BD:168:ARG:O	39:BD:169:GLU:HB2	2.10	0.50
42:BG:99:MET:O	42:BG:103:LEU:HB2	2.11	0.50
44:BI:109:ILE:HG22	44:BI:110:ASP:N	2.25	0.50
49:BQ:27:VAL:O	49:BQ:28:ALA:HB3	2.12	0.50
49:BQ:54:MET:HB3	49:BQ:64:ILE:HD11	1.94	0.50
49:BQ:134:ARG:CZ	58:BZ:122:ARG:NH2	2.70	0.50
51:BS:97:ARG:NH2	51:BS:98:VAL:CA	2.75	0.50
56:BX:39:ILE:HD13	56:BX:79:ALA:CB	2.41	0.50
57:BY:28:LYS:CB	57:BY:37:VAL:HB	2.40	0.50
57:BY:54:LYS:HB3	57:BY:54:LYS:HZ2	1.76	0.50
58:BZ:10:ARG:NH2	58:BZ:25:PRO:HB2	2.25	0.50
58:BZ:81:ARG:HG3	58:BZ:81:ARG:O	2.11	0.50
1:CA:155:C:H2'	1:CA:156:G:C8	2.47	0.50
1:CA:861:G:O2'	1:CA:862:C:H5'	2.11	0.50
1:CA:962:C:H2'	1:CA:963:G:C8	2.45	0.50

Continued on next page...

Continued from previous page...

Atom-1	Atom-2	Interatomic distance (Å)	Clash overlap (Å)
1:CA:1223:C:P	1:CA:1224:G:H2'	2.51	0.50
2:CB:181:PHE:O	2:CB:183:PRO:HD3	2.12	0.50
3:CC:130:VAL:CG1	3:CC:153:VAL:HG21	2.41	0.50
4:CD:173:TRP:O	4:CD:174:LEU:HD23	2.10	0.50
9:CI:105:ASP:HB3	9:CI:107:ARG:CG	2.42	0.50
9:CI:117:HIS:HD2	9:CI:123:PRO:HA	1.76	0.50
11:CK:124:LYS:HZ3	11:CK:124:LYS:HB3	1.76	0.50
20:CT:13:LEU:O	20:CT:16:HIS:N	2.44	0.50
34:D8:19:SER:HB2	36:DA:651:G:OP1	2.12	0.50
34:D8:59:LYS:HZ3	34:D8:59:LYS:CB	2.18	0.50
34:D8:61:LEU:HD12	34:D8:61:LEU:N	2.11	0.50
35:D9:19:ARG:HA	36:DA:2757:A:OP1	2.11	0.50
36:DA:105:C:O2'	57:DY:2:ARG:HG3	2.11	0.50
36:DA:259:G:N2	36:DA:621:A:C8	2.70	0.50
36:DA:407:G:H2'	36:DA:408:G:H8	1.76	0.50
36:DA:863:A:O2'	36:DA:864:G:H5'	2.11	0.50
36:DA:975:C:O2	36:DA:975:C:H5''	2.11	0.50
36:DA:1478:G:O2'	36:DA:1558:A:C2	2.65	0.50
36:DA:1804:C:O5'	36:DA:1804:C:H6	1.94	0.50
36:DA:2222:G:O2'	36:DA:2223:G:H5'	2.10	0.50
36:DA:2555:U:C2'	36:DA:2556:C:H5'	2.42	0.50
39:DD:122:ASP:O	39:DD:123:ALA:O	2.29	0.50
42:DG:117:PHE:CZ	42:DG:179:PRO:HB2	2.46	0.50
48:DP:49:ARG:HH21	48:DP:50:ARG:HH12	1.58	0.50
51:DS:32:LEU:O	51:DS:62:LYS:NZ	2.44	0.50
53:DU:57:PHE:C	53:DU:59:ARG:N	2.64	0.50
54:DV:99:ILE:N	54:DV:99:ILE:HD13	2.26	0.50
57:DY:7:VAL:CB	57:DY:8:LYS:NZ	2.74	0.50
58:DZ:75:ASN:HD21	58:DZ:85:HIS:N	2.07	0.50
58:DZ:112:ARG:O	58:DZ:112:ARG:HD3	2.11	0.50
1:AA:419:C:C2'	1:AA:420:U:H5'	2.41	0.50
1:AA:820:U:H4'	1:AA:821:G:OP2	2.10	0.50
1:AA:972:C:C2'	10:AJ:55:LYS:HG2	2.41	0.50
1:AA:1410:G:H2'	1:AA:1411:C:H6	1.75	0.50
2:AB:36:ARG:C	2:AB:38:GLY:H	2.14	0.50
7:AG:22:LEU:O	7:AG:22:LEU:HD23	2.12	0.50
9:AI:17:VAL:HG21	9:AI:80:GLY:HA3	1.92	0.50
15:AO:67:LEU:HB3	15:AO:78:TYR:HE1	1.76	0.50
25:AY:66:LEU:HD11	25:AY:77:ILE:HG23	1.93	0.50
25:AZ:121:LYS:O	25:AZ:124:VAL:HB	2.11	0.50
25:AZ:165:ARG:HH11	25:AZ:165:ARG:CB	2.25	0.50

Continued on next page...

Continued from previous page...

Atom-1	Atom-2	Interatomic distance (Å)	Clash overlap (Å)
28:B2:10:LEU:O	28:B2:14:ARG:HG3	2.12	0.50
36:BA:649:G:H2'	36:BA:650:C:C6	2.46	0.50
38:BC:2:PRO:HD2	38:BC:9:ARG:NH2	2.25	0.50
40:BE:188:VAL:CG2	40:BE:189:PRO:HD2	2.41	0.50
41:BF:3:GLU:HA	41:BF:24:LEU:HB3	1.94	0.50
42:BG:145:THR:CG2	42:BG:148:MET:HB3	2.40	0.50
48:BP:50:ARG:HG2	48:BP:50:ARG:HH11	1.76	0.50
51:BS:34:HIS:O	51:BS:35:ILE:HB	2.10	0.50
52:BT:10:VAL:C	52:BT:12:SER:H	2.15	0.50
54:BV:82:ARG:HD2	54:BV:82:ARG:N	2.26	0.50
58:BZ:74:VAL:O	58:BZ:74:VAL:HG23	2.12	0.50
58:BZ:185:GLU:O	58:BZ:187:ALA:N	2.44	0.50
1:CA:59:A:H5''	1:CA:60:A:H5''	1.93	0.50
1:CA:112:G:H4'	1:CA:389:A:H5''	1.93	0.50
1:CA:339:C:OP2	47:DO:97:ARG:NH1	2.45	0.50
1:CA:818:G:C3'	1:CA:819:A:C5'	2.89	0.50
1:CA:1298:C:N4	7:CG:114:ARG:HB3	2.25	0.50
2:CB:28:PHE:O	2:CB:28:PHE:CD1	2.64	0.50
3:CC:165:THR:O	3:CC:165:THR:HG23	2.10	0.50
4:CD:9:CYS:HB3	4:CD:32:ALA:HB2	1.93	0.50
6:CF:45:LEU:HD21	6:CF:57:GLN:OE1	2.11	0.50
8:CH:39:LEU:O	8:CH:44:PHE:HB2	2.11	0.50
8:CH:84:ARG:O	8:CH:135:CYS:HB2	2.11	0.50
12:CL:83:VAL:HG11	12:CL:100:ILE:CD1	2.40	0.50
16:CP:82:GLN:O	16:CP:84:ALA:N	2.44	0.50
25:CY:78:ALA:O	25:CY:79:ALA:CB	2.59	0.50
26:D0:27:GLU:HA	26:D0:67:VAL:O	2.11	0.50
32:D6:12:GLU:HG2	32:D6:23:THR:CG2	2.42	0.50
32:D6:42:TRP:CH2	36:DA:643:A:N7	2.79	0.50
36:DA:322:A:H5'	36:DA:340:A:H1'	1.94	0.50
36:DA:539:G:H2'	36:DA:540:C:C6	2.46	0.50
36:DA:1173:G:H2'	36:DA:1175:U:C5	2.47	0.50
36:DA:1422:G:H4'	36:DA:1493:C:OP1	2.09	0.50
36:DA:1826:G:H2'	36:DA:1827:C:H6	1.76	0.50
36:DA:2049:G:N2	40:DE:156:MET:CE	2.73	0.50
36:DA:2485:G:C5'	49:DQ:46:GLN:HE21	2.21	0.50
37:DB:78:A:C2	37:DB:100:A:C4	2.99	0.50
41:DF:83:PHE:O	41:DF:85:GLY:N	2.41	0.50
44:DI:6:LEU:C	44:DI:15:VAL:HG12	2.32	0.50
47:DO:77:ILE:HD11	52:DT:72:VAL:CG1	2.41	0.50
48:DP:64:LYS:C	48:DP:66:GLY:N	2.62	0.50

Continued on next page...

Continued from previous page...

Atom-1	Atom-2	Interatomic distance (Å)	Clash overlap (Å)
51:DS:81:GLY:O	51:DS:82:ILE:C	2.49	0.50
52:DT:58:ASN:ND2	52:DT:58:ASN:N	2.59	0.50
52:DT:91:ARG:HA	52:DT:117:ASP:N	2.19	0.50
53:DU:113:ALA:C	53:DU:115:ALA:H	2.13	0.50
55:DW:92:ARG:HH11	55:DW:92:ARG:CG	2.25	0.50
57:DY:86:ARG:NH2	57:DY:95:LYS:HE3	2.26	0.50
1:AA:66:G:H4'	1:AA:173:U:C5	2.47	0.50
1:AA:224:C:H2'	1:AA:225:C:H6	1.77	0.50
1:AA:414:A:H2'	1:AA:415:A:O4'	2.11	0.50
1:AA:590:C:OP1	8:AH:29:SER:HA	2.12	0.50
1:AA:972:C:OP2	10:AJ:57:LYS:HG2	2.12	0.50
1:AA:1149:C:H2'	1:AA:1150:U:H6	1.77	0.50
1:AA:1317:C:C2'	1:AA:1318:A:H5'	2.40	0.50
1:AA:1321:C:H5''	1:AA:1322:C:H5''	1.94	0.50
1:AA:1505:G:C5'	1:AA:1506:U:H5''	2.39	0.50
2:AB:88:ALA:HB2	2:AB:219:VAL:CG1	2.29	0.50
2:AB:187:LEU:CD2	2:AB:201:ILE:O	2.59	0.50
3:AC:181:ASN:ND2	3:AC:204:LEU:HB2	2.26	0.50
4:AD:119:GLN:HG3	4:AD:123:HIS:HD2	1.75	0.50
4:AD:148:VAL:HG12	4:AD:149:ALA:H	1.76	0.50
4:AD:200:GLU:O	4:AD:204:ILE:HG13	2.11	0.50
16:AP:8:ARG:HB3	16:AP:28:ARG:NH1	2.26	0.50
20:AT:57:ARG:NH1	20:AT:102:GLY:HA3	2.27	0.50
25:AY:1:MET:HA	25:AY:74:SER:N	2.22	0.50
28:B2:63:VAL:HA	28:B2:66:GLU:CG	2.32	0.50
30:B4:53:GLU:HB3	30:B4:56:VAL:CG2	2.41	0.50
31:B5:37:LYS:CG	31:B5:38:ALA:H	2.24	0.50
32:B6:18:ARG:HG3	32:B6:19:ARG:HH11	1.76	0.50
34:B8:46:ARG:NH2	36:BA:631:A:OP2	2.45	0.50
36:BA:533:G:H5'	53:BU:24:TYR:CE1	2.47	0.50
36:BA:534:U:O2'	53:BU:49:HIS:CD2	2.64	0.50
36:BA:865:C:H4'	36:BA:866:A:N7	2.25	0.50
36:BA:996:A:OP2	53:BU:92:ARG:NH2	2.42	0.50
36:BA:1486:A:N6	36:BA:1504:C:N4	2.57	0.50
36:BA:1790:C:H5''	36:BA:1791:A:OP1	2.11	0.50
37:BB:70:C:H2'	37:BB:71:C:C6	2.46	0.50
46:BN:34:LEU:HD11	46:BN:120:LEU:HB2	1.92	0.50
50:BR:79:LEU:HA	50:BR:83:ILE:CG1	2.40	0.50
51:BS:58:LEU:HG	51:BS:59:LYS:N	2.27	0.50
55:BW:20:VAL:O	55:BW:23:LEU:HB2	2.10	0.50
57:BY:84:ARG:HH11	57:BY:84:ARG:HG3	1.76	0.50

Continued on next page...

Continued from previous page...

Atom-1	Atom-2	Interatomic distance (Å)	Clash overlap (Å)
58:BZ:69:THR:HG22	58:BZ:90:VAL:CA	2.37	0.50
1:CA:518:C:H2'	1:CA:530:G:N7	2.26	0.50
3:CC:94:LEU:HD12	3:CC:95:THR:OG1	2.12	0.50
9:CI:50:LEU:HD21	9:CI:81:ILE:CG2	2.41	0.50
15:CO:12:ILE:HG12	15:CO:31:LEU:HD21	1.94	0.50
15:CO:31:LEU:O	15:CO:35:ARG:HG3	2.12	0.50
18:CR:57:GLY:O	18:CR:58:LEU:O	2.30	0.50
25:CY:1:MET:HA	25:CY:73:ASP:HA	1.94	0.50
27:D1:75:GLU:O	27:D1:77:ALA:N	2.44	0.50
28:D2:47:ASN:O	28:D2:48:HIS:C	2.49	0.50
30:D4:36:CYS:SG	30:D4:37:SER:N	2.84	0.50
36:DA:332:A:O2'	36:DA:334:C:OP2	2.21	0.50
36:DA:373:U:H2'	36:DA:374:A:H8	1.76	0.50
36:DA:2056:G:N3	36:DA:2056:G:H2'	2.26	0.50
36:DA:2481:G:O2'	36:DA:2482:G:P	2.69	0.50
36:DA:2852:G:P	50:DR:64:ARG:HH12	2.35	0.50
38:DC:2:PRO:HD2	38:DC:9:ARG:NH2	2.27	0.50
38:DC:185:LYS:HE3	38:DC:185:LYS:N	2.26	0.50
39:DD:211:ARG:HD3	39:DD:214:TRP:CZ3	2.47	0.50
41:DF:18:ARG:C	41:DF:19:GLU:HG2	2.32	0.50
43:DH:114:VAL:O	43:DH:114:VAL:HG23	2.11	0.50
46:DN:93:THR:O	46:DN:94:HIS:HB2	2.10	0.50
46:DN:99:LEU:HD12	46:DN:122:VAL:HG21	1.93	0.50
48:DP:32:THR:CG2	48:DP:37:GLY:HA2	2.35	0.50
48:DP:39:LYS:O	48:DP:40:SER:HB2	2.11	0.50
48:DP:128:HIS:O	48:DP:129:ALA:HB2	2.12	0.50
49:DQ:54:MET:O	49:DQ:57:HIS:HB3	2.11	0.50
52:DT:10:VAL:C	52:DT:12:SER:H	2.15	0.50
52:DT:89:VAL:HG21	52:DT:91:ARG:CZ	2.41	0.50
1:AA:1280:A:O4'	10:AJ:41:PRO:HG3	2.12	0.50
1:AA:1381:U:H5	1:AA:1382:C:C4	2.30	0.50
3:AC:187:ALA:C	3:AC:188:LEU:HD22	2.32	0.50
4:AD:39:PRO:O	4:AD:44:GLY:HA3	2.10	0.50
9:AI:33:PHE:C	9:AI:35:GLU:H	2.15	0.50
9:AI:82:ALA:O	9:AI:96:LEU:HD21	2.11	0.50
13:AM:19:LEU:HD12	13:AM:25:ILE:HD13	1.94	0.50
13:AM:116:THR:HG22	13:AM:116:THR:O	2.10	0.50
17:AQ:67:LYS:CA	17:AQ:70:ARG:HH12	2.22	0.50
25:AZ:105:TRP:HE3	25:AZ:109:SER:O	1.95	0.50
27:B1:40:ARG:HD3	27:B1:40:ARG:O	2.12	0.50
31:B5:34:PRO:O	31:B5:35:GLU:HB2	2.09	0.50

Continued on next page...

Continued from previous page...

Atom-1	Atom-2	Interatomic distance (Å)	Clash overlap (Å)
32:B6:18:ARG:CG	32:B6:19:ARG:HH11	2.25	0.50
34:B8:33:ASN:HA	34:B8:36:LYS:CD	2.42	0.50
36:BA:128:C:H2'	36:BA:129:C:H6	1.77	0.50
36:BA:478:A:N1	36:BA:500:G:H4'	2.26	0.50
36:BA:533:G:H5'	53:BU:24:TYR:CD1	2.47	0.50
36:BA:544:G:H21	36:BA:547:A:H2'	1.76	0.50
36:BA:621:A:H2'	36:BA:622:G:C5'	2.40	0.50
36:BA:1816:G:H3'	36:BA:1816:G:H8	1.75	0.50
39:BD:155:LEU:HD12	39:BD:155:LEU:N	2.27	0.50
39:BD:186:HIS:CD2	39:BD:188:GLU:H	2.29	0.50
40:BE:77:ILE:CG2	40:BE:78:LEU:H	2.09	0.50
41:BF:1:MET:O	41:BF:2:LYS:C	2.50	0.50
43:BH:35:VAL:HG21	43:BH:75:ALA:CB	2.35	0.50
46:BN:68:GLU:N	46:BN:88:GLU:OE1	2.44	0.50
47:BO:120:GLU:HG3	47:BO:121:VAL:N	2.26	0.50
48:BP:108:LYS:C	48:BP:110:TYR:N	2.65	0.50
58:BZ:39:VAL:HG21	58:BZ:44:PHE:HD2	1.77	0.50
1:CA:291:C:O2'	1:CA:292:G:H5'	2.12	0.50
1:CA:419:C:C2'	1:CA:420:U:H5'	2.41	0.50
1:CA:426:G:P	4:CD:36:ARG:HH12	2.35	0.50
1:CA:1084:G:OP1	1:CA:1086:U:C4	2.65	0.50
1:CA:1511:G:H2'	1:CA:1512:U:O4'	2.12	0.50
2:CB:28:PHE:CE1	2:CB:31:TYR:HB2	2.47	0.50
10:CJ:35:SER:O	10:CJ:36:GLY:O	2.29	0.50
12:CL:27:LEU:C	12:CL:29:GLY:N	2.63	0.50
12:CL:58:VAL:O	12:CL:65:GLU:HA	2.11	0.50
13:CM:82:MET:HA	13:CM:93:ARG:NH1	2.26	0.50
17:CQ:18:THR:HG22	17:CQ:19:VAL:N	2.26	0.50
26:D0:40:GLN:HE21	26:D0:57:PHE:HB3	1.75	0.50
32:D6:11:LEU:HD22	32:D6:11:LEU:C	2.31	0.50
36:DA:184:C:H2'	36:DA:185:U:C6	2.47	0.50
36:DA:2062:A:N6	36:DA:2503:A:H62	2.10	0.50
37:DB:24:G:H4'	37:DB:25:A:H8	1.77	0.50
37:DB:117:G:O2'	37:DB:118:G:H5'	2.12	0.50
39:DD:79:VAL:HG21	39:DD:111:LEU:CD1	2.33	0.50
39:DD:148:GLU:HB2	39:DD:151:LYS:HD2	1.93	0.50
42:DG:46:ALA:HB3	42:DG:87:PRO:HB3	1.93	0.50
47:DO:107:ARG:HH12	52:DT:35:LYS:HD2	1.75	0.50
49:DQ:116:GLU:HA	49:DQ:116:GLU:OE1	2.11	0.50
50:DR:52:ILE:HD13	50:DR:79:LEU:HD21	1.94	0.50
51:DS:87:PHE:CZ	51:DS:92:TYR:CD2	3.00	0.50

Continued on next page...

Continued from previous page...

Atom-1	Atom-2	Interatomic distance (Å)	Clash overlap (Å)
52:DT:16:ARG:HH12	52:DT:19:LEU:HD21	1.77	0.50
56:DX:39:ILE:HD13	56:DX:79:ALA:CB	2.42	0.50
58:DZ:11:GLU:C	58:DZ:36:LYS:HZ1	2.11	0.50
58:DZ:30:ASN:ND2	58:DZ:89:PHE:CE1	2.80	0.50
58:DZ:125:LEU:HG	58:DZ:164:ALA:CB	2.33	0.50
1:AA:316:G:OP2	1:AA:351:G:O2'	2.30	0.50
1:AA:599:C:O2'	1:AA:600:C:H5'	2.10	0.50
1:AA:963:G:H21	10:AJ:55:LYS:HD2	1.75	0.50
2:AB:162:ILE:O	2:AB:162:ILE:HG13	2.11	0.50
5:AE:41:VAL:O	5:AE:66:MET:HB3	2.11	0.50
8:AH:86:ILE:CG2	8:AH:133:LEU:HD22	2.40	0.50
10:AJ:9:ARG:HG2	10:AJ:69:ASN:OD1	2.11	0.50
10:AJ:61:GLU:OE2	14:AN:58:LYS:HE2	2.11	0.50
30:B4:25:TYR:O	30:B4:26:SER:HB3	2.12	0.50
31:B5:48:GLU:O	31:B5:49:CYS:SG	2.69	0.50
36:BA:80:G:O2'	36:BA:81:G:H5'	2.12	0.50
36:BA:580:C:H2'	36:BA:581:C:C6	2.47	0.50
36:BA:1889:A:O2'	36:BA:2087:G:H5'	2.11	0.50
36:BA:2201:C:H2'	36:BA:2202:C:H6	1.75	0.50
36:BA:2529:G:H5''	36:BA:2530:A:H5''	1.93	0.50
37:BB:42:C:O2	42:BG:93:THR:N	2.40	0.50
39:BD:35:LYS:C	39:BD:35:LYS:CD	2.80	0.50
39:BD:226:MET:HB3	39:BD:230:ASP:HB2	1.93	0.50
40:BE:9:VAL:HG11	40:BE:25:VAL:HG12	1.93	0.50
47:BO:2:ILE:HD12	47:BO:6:THR:HG21	1.93	0.50
54:BV:65:GLY:O	54:BV:90:PRO:HA	2.12	0.50
54:BV:65:GLY:HA3	54:BV:91:TYR:CZ	2.46	0.50
58:BZ:19:ARG:C	58:BZ:21:ALA:H	2.14	0.50
1:CA:750:G:N3	15:CO:23:GLY:HA3	2.27	0.50
1:CA:953:G:H2'	1:CA:954:G:O4'	2.11	0.50
1:CA:1315:U:H2'	1:CA:1316:G:O4'	2.11	0.50
1:CA:1325:C:H5''	21:CU:15:ARG:NH2	2.27	0.50
2:CB:82:ARG:HG2	2:CB:82:ARG:NH1	2.26	0.50
2:CB:166:ASP:HB3	2:CB:169:LYS:CB	2.37	0.50
4:CD:15:GLU:HG2	4:CD:63:LYS:HG3	1.94	0.50
4:CD:58:LEU:C	4:CD:58:LEU:HD23	2.31	0.50
4:CD:88:VAL:HG12	4:CD:88:VAL:O	2.12	0.50
6:CF:91:VAL:HG12	6:CF:92:LYS:O	2.12	0.50
9:CI:114:TYR:HD2	10:CJ:60:ARG:CG	2.24	0.50
11:CK:111:ASP:CA	18:CR:84:LYS:HG3	2.34	0.50
13:CM:112:GLY:HA2	13:CM:113:PRO:HD2	1.93	0.50

Continued on next page...

Continued from previous page...

Atom-1	Atom-2	Interatomic distance (Å)	Clash overlap (Å)
16:CP:8:ARG:HH11	16:CP:8:ARG:HG2	1.77	0.50
19:CS:65:ASN:CA	30:D4:48:ARG:HH12	2.23	0.50
19:CS:67:VAL:HG23	19:CS:68:GLY:N	2.26	0.50
20:CT:69:GLY:O	20:CT:73:HIS:NE2	2.44	0.50
23:CW:9:G:C4'	23:CW:46:G:H5'	2.42	0.50
34:D8:7:HIS:CD2	48:DP:50:ARG:HD3	2.47	0.50
36:DA:646:A:H2'	36:DA:647:G:O4'	2.12	0.50
36:DA:1221:C:H2'	36:DA:1221(A):C:C6	2.47	0.50
36:DA:1486:A:N6	36:DA:1504:C:N4	2.57	0.50
36:DA:1503:U:H2'	36:DA:1504:C:C6	2.47	0.50
36:DA:1991:U:H2'	36:DA:1992:G:H5''	1.93	0.50
36:DA:2562:U:C1'	47:DO:23:ARG:HH11	2.19	0.50
36:DA:2584:U:C2'	36:DA:2585:U:H5'	2.41	0.50
40:DE:9:VAL:CG1	40:DE:25:VAL:HG12	2.42	0.50
43:DH:54:ARG:HH12	43:DH:62:LYS:HG2	1.77	0.50
43:DH:97:ARG:CG	43:DH:98:LEU:H	2.06	0.50
43:DH:146:ALA:HB2	43:DH:164:TYR:OH	2.11	0.50
49:DQ:136:ALA:HA	49:DQ:138:ASP:OD2	2.10	0.50
51:DS:97:ARG:HH11	51:DS:97:ARG:HG2	1.75	0.50
52:DT:40:THR:O	52:DT:41:ARG:HB2	2.10	0.50
52:DT:64:ARG:HD2	52:DT:73:GLU:CG	2.42	0.50
52:DT:83:ILE:HG13	52:DT:84:GLN:HG2	1.94	0.50
53:DU:65:ILE:HG12	53:DU:96:ALA:CB	2.41	0.50
57:DY:31:LEU:HD23	57:DY:36:ALA:H	1.77	0.50
58:DZ:179:ASP:C	58:DZ:181:GLU:H	2.13	0.50
1:AA:176:C:O2'	1:AA:177:C:H5'	2.12	0.50
1:AA:437:U:H2'	1:AA:438:G:O4'	2.11	0.50
1:AA:718:G:H5'	11:AK:117:ASN:ND2	2.26	0.50
1:AA:760:G:N2	17:AQ:94:ASN:OD1	2.45	0.50
1:AA:1246:C:O2'	1:AA:1247:U:H5'	2.12	0.50
1:AA:1372:U:H2'	1:AA:1373:G:O4'	2.12	0.50
1:AA:1402:C:H2'	1:AA:1403:C:O4'	2.11	0.50
1:AA:1485:U:O2'	1:AA:1486:G:H5'	2.11	0.50
1:AA:1487:G:O2'	1:AA:1488:G:H5'	2.12	0.50
2:AB:82:ARG:HG2	2:AB:82:ARG:NH1	2.27	0.50
3:AC:11:ARG:HG2	3:AC:11:ARG:HH11	1.77	0.50
3:AC:181:ASN:HD22	3:AC:204:LEU:HB2	1.75	0.50
6:AF:6:VAL:HG22	6:AF:90:VAL:HG22	1.93	0.50
7:AG:89:MET:CE	7:AG:156:TRP:H	2.24	0.50
8:AH:11:THR:HA	8:AH:14:ARG:NH1	2.26	0.50
16:AP:43:LYS:HG3	16:AP:48:TRP:CD2	2.46	0.50

Continued on next page...

Continued from previous page...

Atom-1	Atom-2	Interatomic distance (Å)	Clash overlap (Å)
17:AQ:78:GLU:OE1	17:AQ:81:ARG:HD3	2.12	0.50
25:AY:60:ILE:CG2	25:AY:61:THR:N	2.57	0.50
35:B9:11:CYS:HG	35:B9:14:CYS:HG	0.54	0.50
36:BA:892:G:H2'	36:BA:893:C:C6	2.46	0.50
36:BA:2317:C:O2'	36:BA:2318:G:H5'	2.12	0.50
36:BA:2360:A:O2'	36:BA:2361:A:C5'	2.60	0.50
36:BA:2666:C:H5''	36:BA:2667:C:C5	2.45	0.50
37:BB:65:C:H41	37:BB:109:C:H2'	1.76	0.50
40:BE:24:THR:O	40:BE:184:VAL:HG23	2.12	0.50
43:BH:70:THR:HG22	43:BH:74:ASN:HD21	1.77	0.50
43:BH:156:ALA:O	43:BH:158:HIS:N	2.45	0.50
43:BH:159:GLU:HG3	43:BH:160:LYS:H	1.76	0.50
44:BI:61:ARG:O	44:BI:65:ALA:HB3	2.12	0.50
52:BT:2:ASN:O	52:BT:3:ARG:C	2.50	0.50
52:BT:83:ILE:HG13	52:BT:84:GLN:HG2	1.93	0.50
54:BV:39:LEU:CB	54:BV:40:LEU:HD23	2.42	0.50
55:BW:14:PRO:CB	55:BW:18:ARG:HH21	2.24	0.50
1:CA:1125:U:H5''	1:CA:1126:U:H5	1.75	0.50
1:CA:1283:G:O2'	1:CA:1284:C:H5'	2.12	0.50
1:CA:1302:U:C5	13:CM:17:VAL:HG21	2.47	0.50
1:CA:1375:A:H4'	7:CG:29:LYS:HZ2	1.76	0.50
1:CA:1456:G:O2'	20:CT:36:LEU:HD11	2.12	0.50
4:CD:25:ARG:HH11	4:CD:25:ARG:HG2	1.77	0.50
19:CS:19:VAL:HG12	19:CS:23:ASN:HD21	1.77	0.50
19:CS:31:ILE:HD13	19:CS:49:ILE:HG23	1.93	0.50
20:CT:63:ILE:CG2	20:CT:77:ALA:HB1	2.41	0.50
25:CY:69:ALA:HB3	25:CY:76:LEU:HD22	1.94	0.50
25:CZ:12:ASP:CG	25:CZ:13:TYR:N	2.65	0.50
26:D0:21:LEU:HD21	26:D0:41:ARG:NH1	2.25	0.50
26:D0:60:PHE:H	26:D0:60:PHE:HD1	1.58	0.50
36:DA:1053:C:H2'	45:DJ:31:UNK:HA	1.94	0.50
36:DA:1947:C:H3'	36:DA:1948:G:H5''	1.94	0.50
36:DA:2147:G:H2'	36:DA:2148:G:C4'	2.42	0.50
36:DA:2579:C:O2'	40:DE:131:ALA:HB3	2.12	0.50
39:DD:186:HIS:HD2	39:DD:188:GLU:HB2	1.75	0.50
43:DH:60:ARG:O	43:DH:64:LEU:HG	2.11	0.50
43:DH:156:ALA:O	43:DH:158:HIS:N	2.45	0.50
43:DH:164:TYR:O	43:DH:165:ALA:HB2	2.11	0.50
44:DI:19:VAL:HG22	44:DI:20:ASP:N	2.27	0.50
44:DI:82:ARG:HA	44:DI:145:VAL:CG1	2.40	0.50
45:DJ:118:UNK:O	45:DJ:120:UNK:N	2.39	0.50

Continued on next page...

Continued from previous page...

Atom-1	Atom-2	Interatomic distance (Å)	Clash overlap (Å)
48:DP:102:ARG:HB2	48:DP:102:ARG:HH11	1.76	0.50
51:DS:58:LEU:HD12	51:DS:59:LYS:H	1.76	0.50
52:DT:64:ARG:HH11	52:DT:64:ARG:CG	2.22	0.50
58:DZ:5:LEU:CA	58:DZ:59:LEU:HD22	2.41	0.50
58:DZ:18:LEU:O	58:DZ:23:LYS:HG2	2.11	0.50
58:DZ:47:VAL:HG12	58:DZ:51:ALA:HB2	1.93	0.50
1:AA:148:G:H2'	1:AA:149:A:H8	1.76	0.50
1:AA:505:G:H2'	1:AA:506:G:C8	2.45	0.50
1:AA:513:C:H2'	1:AA:514:C:C6	2.47	0.50
1:AA:1513:A:H2'	1:AA:1514:C:C6	2.47	0.50
2:AB:17:PHE:O	2:AB:18:GLY:O	2.29	0.50
2:AB:28:PHE:O	2:AB:28:PHE:CD1	2.64	0.50
2:AB:207:ALA:O	2:AB:211:ILE:HG13	2.11	0.50
3:AC:99:VAL:O	3:AC:99:VAL:HG23	2.12	0.50
5:AE:88:LYS:HB3	5:AE:123:LEU:O	2.11	0.50
7:AG:15:ASP:HB3	7:AG:19:GLY:H	1.75	0.50
7:AG:82:GLY:O	7:AG:83:ALA:HB2	2.10	0.50
10:AJ:32:ALA:HB1	10:AJ:75:ILE:CG1	2.42	0.50
10:AJ:35:SER:O	10:AJ:36:GLY:O	2.29	0.50
13:AM:105:THR:O	13:AM:106:ASN:O	2.29	0.50
16:AP:80:PHE:N	16:AP:80:PHE:CD1	2.80	0.50
19:AS:33:THR:HG21	19:AS:51:VAL:HG22	1.93	0.50
28:B2:31:GLU:HB2	28:B2:53:LEU:HD11	1.94	0.50
32:B6:9:LEU:C	32:B6:9:LEU:HD22	2.32	0.50
36:BA:102:G:H4'	36:BA:102:G:OP1	2.11	0.50
36:BA:271(U):G:H2'	36:BA:271(V):G:H8	1.76	0.50
36:BA:637:A:P	48:BP:116:GLY:HA3	2.52	0.50
36:BA:1362:C:O2'	36:BA:1363:C:H5'	2.11	0.50
36:BA:2870:C:C2'	36:BA:2871:C:H5'	2.42	0.50
42:BG:98:ARG:HA	42:BG:101:ILE:CD1	2.40	0.50
46:BN:28:THR:HG22	46:BN:29:LYS:N	2.25	0.50
48:BP:17:LYS:HG3	48:BP:19:VAL:CG2	2.41	0.50
49:BQ:12:GLN:HE21	49:BQ:73:PRO:CD	2.25	0.50
54:BV:38:LEU:HD23	54:BV:38:LEU:C	2.33	0.50
58:BZ:52:SER:OG	58:BZ:53:ILE:N	2.45	0.50
1:CA:522:C:H41	12:CL:53:ARG:NH2	2.10	0.50
1:CA:831:U:O2'	1:CA:832:C:H5'	2.11	0.50
1:CA:1223:C:OP2	1:CA:1224:G:H2'	2.11	0.50
1:CA:1323:G:H2'	1:CA:1324:A:C8	2.46	0.50
2:CB:23:ARG:O	2:CB:23:ARG:HG3	2.11	0.50
2:CB:164:VAL:HG23	2:CB:186:ALA:CB	2.42	0.50

Continued on next page...

Continued from previous page...

Atom-1	Atom-2	Interatomic distance (Å)	Clash overlap (Å)
5:CE:140:ARG:O	5:CE:140:ARG:HG2	2.12	0.50
7:CG:107:ALA:HB2	7:CG:134:ALA:HB2	1.93	0.50
8:CH:86:ILE:CB	8:CH:133:LEU:HD22	2.42	0.50
10:CJ:50:ILE:HD13	10:CJ:50:ILE:N	2.16	0.50
11:CK:11:LYS:O	11:CK:13:GLN:HG3	2.12	0.50
20:CT:70:SER:O	20:CT:71:THR:C	2.50	0.50
25:CY:65:ARG:CD	25:CY:84:TYR:CE2	2.95	0.50
35:D9:7:VAL:HG12	35:D9:34:GLN:HE21	1.77	0.50
36:DA:547:A:H1'	36:DA:548:A:C8	2.46	0.50
36:DA:1444:G:H2'	36:DA:1445(A):C:C5	2.46	0.50
36:DA:1499:C:C2'	36:DA:1500:G:H5'	2.42	0.50
36:DA:2298:A:N6	36:DA:2318:G:C8	2.80	0.50
36:DA:2692:C:H2'	36:DA:2693:A:H8	1.76	0.50
36:DA:2718:G:H2'	36:DA:2719:G:O4'	2.11	0.50
38:DC:11:LEU:HB3	38:DC:33:LEU:CD2	2.39	0.50
41:DF:160:ASN:HD22	41:DF:161:GLU:N	2.10	0.50
42:DG:38:VAL:HG13	42:DG:93:THR:CA	2.27	0.50
42:DG:97:ASP:O	42:DG:100:TRP:CD1	2.63	0.50
42:DG:117:PHE:CE2	42:DG:179:PRO:HG2	2.45	0.50
44:DI:31:LEU:H	44:DI:31:LEU:CD1	2.25	0.50
48:DP:41:ARG:NE	48:DP:41:ARG:N	2.60	0.50
50:DR:2:ARG:N	50:DR:2:ARG:CD	2.75	0.50
51:DS:30:ARG:HH12	51:DS:62:LYS:HB3	1.77	0.50
52:DT:40:THR:O	52:DT:41:ARG:CB	2.59	0.50
54:DV:75:PHE:CD1	54:DV:75:PHE:C	2.84	0.50
57:DY:88:LYS:NZ	57:DY:93:GLY:CA	2.75	0.50
58:DZ:103:ARG:C	58:DZ:105:VAL:H	2.13	0.50
1:AA:82:U:H2'	1:AA:83:U:C5	2.47	0.50
1:AA:986:A:H1'	19:AS:55:LYS:HA	1.94	0.50
1:AA:1199:U:H4'	10:AJ:54:PHE:CE1	2.47	0.50
1:AA:1223:C:OP2	1:AA:1224:G:H2'	2.12	0.50
4:AD:9:CYS:HB3	4:AD:32:ALA:HB2	1.94	0.50
4:AD:146:ILE:N	4:AD:146:ILE:HD13	2.27	0.50
8:AH:19:VAL:O	8:AH:20:TYR:HB2	2.12	0.50
9:AI:85:LEU:HD13	9:AI:92:TYR:HD2	1.76	0.50
15:AO:31:LEU:O	15:AO:35:ARG:HG3	2.12	0.50
18:AR:57:GLY:O	18:AR:58:LEU:O	2.30	0.50
18:AR:85:LEU:HD12	18:AR:86:VAL:H	1.75	0.50
20:AT:16:HIS:O	20:AT:19:SER:HB3	2.12	0.50
23:AW:5:G:H1	23:AW:68:C:H42	1.60	0.50
32:B6:27:LYS:HB3	32:B6:30:THR:HG22	1.94	0.50

Continued on next page...

Continued from previous page...

Atom-1	Atom-2	Interatomic distance (Å)	Clash overlap (Å)
34:B8:52:LYS:N	34:B8:52:LYS:HD2	2.27	0.50
36:BA:59:U:H3	36:BA:68:G:H1	1.58	0.50
36:BA:142(A):C:O2'	36:BA:143:G:H5'	2.12	0.50
36:BA:522:G:H2'	36:BA:523:C:C6	2.47	0.50
36:BA:1481:U:H5'	36:BA:1482:G:OP2	2.11	0.50
36:BA:2033:A:H4'	36:BA:2034:U:OP1	2.11	0.50
36:BA:2551:C:H2'	36:BA:2552:U:C6	2.47	0.50
39:BD:155:LEU:N	39:BD:155:LEU:CD1	2.74	0.50
40:BE:128:SER:OG	40:BE:129:HIS:N	2.44	0.50
41:BF:83:PHE:O	41:BF:85:GLY:N	2.41	0.50
43:BH:153:LYS:HD3	43:BH:153:LYS:N	2.17	0.50
44:BI:92:VAL:O	44:BI:93:THR:HG23	2.11	0.50
49:BQ:27:VAL:HB	49:BQ:137:TYR:HD2	1.76	0.50
51:BS:13:ARG:O	51:BS:15:ARG:HG3	2.11	0.50
51:BS:99:LYS:O	51:BS:101:LEU:N	2.38	0.50
52:BT:11:GLU:N	52:BT:11:GLU:CD	2.64	0.50
1:CA:254:G:OP1	17:CQ:68:ARG:HB2	2.12	0.50
1:CA:375:U:H2'	1:CA:376:G:H8	1.75	0.50
1:CA:518:C:H2'	1:CA:530:G:C5	2.47	0.50
1:CA:1226:C:H4'	1:CA:1227:A:OP1	2.12	0.50
2:CB:17:PHE:HB2	2:CB:42:ILE:CG2	2.42	0.50
3:CC:81:GLY:O	3:CC:85:ARG:HD3	2.12	0.50
5:CE:76:ILE:HD11	5:CE:142:LEU:CD2	2.42	0.50
7:CG:8:GLU:O	7:CG:10:ARG:N	2.44	0.50
11:CK:13:GLN:HE21	11:CK:75:TYR:HA	1.76	0.50
11:CK:28:THR:O	11:CK:44:SER:HB2	2.12	0.50
18:CR:36:ASN:HB2	18:CR:40:LEU:HD11	1.92	0.50
59:CX:21:A2M:O2'	59:CX:22:A:OP1	2.30	0.50
28:D2:43:GLN:O	28:D2:45:SER:N	2.45	0.50
32:D6:36:LEU:CD1	32:D6:50:ARG:HB3	2.41	0.50
32:D6:48:VAL:O	32:D6:49:HIS:CB	2.60	0.50
33:D7:46:VAL:HG12	33:D7:47:ARG:H	1.75	0.50
36:DA:151:C:O2'	36:DA:152:G:H5'	2.12	0.50
36:DA:493:G:H2'	36:DA:494:G:O4'	2.11	0.50
36:DA:534:U:O2'	53:DU:49:HIS:HD2	1.94	0.50
36:DA:607:U:N3	36:DA:621:A:C2	2.69	0.50
36:DA:1902:C:H1'	39:DD:244:ARG:HG3	1.93	0.50
36:DA:2290:G:H1	36:DA:2342:C:H42	1.59	0.50
36:DA:2317:C:O2'	36:DA:2318:G:H5'	2.12	0.50
36:DA:2340:G:H2'	36:DA:2341:G:H8	1.76	0.50
37:DB:54:G:N2	37:DB:55:U:H1'	2.27	0.50

Continued on next page...

Continued from previous page...

Atom-1	Atom-2	Interatomic distance (Å)	Clash overlap (Å)
39:DD:27:THR:HG23	39:DD:27:THR:O	2.12	0.50
40:DE:54:GLN:O	40:DE:55:ASN:CB	2.59	0.50
40:DE:132:HIS:CD2	40:DE:135:HIS:CE1	3.00	0.50
42:DG:35:GLU:HB3	42:DG:160:VAL:O	2.12	0.50
42:DG:40:ASN:ND2	42:DG:90:LEU:O	2.45	0.50
42:DG:120:LEU:O	42:DG:121:ASN:O	2.30	0.50
42:DG:130:ASN:HB3	42:DG:160:VAL:HA	1.92	0.50
42:DG:156:ASP:C	42:DG:157:ILE:HG13	2.32	0.50
43:DH:41:MET:HE1	43:DH:53:GLU:N	2.26	0.50
43:DH:70:THR:O	43:DH:74:ASN:ND2	2.45	0.50
43:DH:139:GLN:HA	43:DH:139:GLN:OE1	2.11	0.50
44:DI:92:VAL:HG22	44:DI:97:ILE:HG12	1.94	0.50
44:DI:110:ASP:CG	44:DI:113:ARG:HB2	2.32	0.50
48:DP:13:ASN:O	48:DP:15:ARG:N	2.45	0.50
48:DP:17:LYS:HG3	48:DP:19:VAL:CG2	2.41	0.50
52:DT:24:PRO:CA	52:DT:49:VAL:HG13	2.40	0.50
52:DT:91:ARG:HB3	52:DT:116:ALA:HA	1.94	0.50
55:DW:8:ARG:HH11	55:DW:8:ARG:CG	2.25	0.50
55:DW:31:GLU:O	55:DW:35:ILE:HG12	2.12	0.50
58:DZ:53:ILE:CG2	58:DZ:71:VAL:HG23	2.37	0.50
1:AA:1239:A:H62	1:AA:1299:A:N6	2.06	0.49
1:AA:1423:G:H2'	1:AA:1424:C:C6	2.47	0.49
2:AB:15:VAL:HG21	2:AB:209:ARG:CZ	2.42	0.49
2:AB:27:LYS:HD2	2:AB:193:ASP:OD1	2.11	0.49
2:AB:58:ILE:CG2	2:AB:222:ILE:HD11	2.42	0.49
3:AC:16:ARG:HH11	3:AC:16:ARG:CB	2.25	0.49
5:AE:78:HIS:CE1	5:AE:142:LEU:HD23	2.47	0.49
5:AE:79:GLU:HG3	5:AE:93:PRO:HD2	1.93	0.49
11:AK:13:GLN:HE21	11:AK:75:TYR:HA	1.77	0.49
11:AK:84:VAL:HG23	11:AK:110:ASP:OD1	2.12	0.49
12:AL:117:ARG:NH2	12:AL:124:LYS:HD2	2.27	0.49
13:AM:6:GLY:C	13:AM:8:GLU:N	2.65	0.49
17:AQ:97:SER:O	17:AQ:98:LEU:HD12	2.13	0.49
20:AT:24:LEU:HD13	20:AT:24:LEU:C	2.32	0.49
20:AT:83:ARG:HA	20:AT:86:ARG:HB3	1.93	0.49
25:AY:68:TYR:HA	25:AY:76:LEU:O	2.12	0.49
25:AZ:110:TRP:CE2	25:AZ:114:LEU:HD11	2.47	0.49
36:BA:94:C:H5'	36:BA:94(A):G:OP2	2.11	0.49
36:BA:110:G:O2'	36:BA:111:A:H5'	2.12	0.49
36:BA:152:G:O2'	36:BA:153:C:H5'	2.12	0.49
36:BA:484:C:H2'	36:BA:485:C:C6	2.46	0.49

Continued on next page...

Continued from previous page...

Atom-1	Atom-2	Interatomic distance (Å)	Clash overlap (Å)
36:BA:962:G:C2'	36:BA:963:U:H5'	2.42	0.49
36:BA:2584:U:C2'	36:BA:2585:U:H5'	2.42	0.49
36:BA:2642:G:O2'	36:BA:2643:G:H5'	2.11	0.49
40:BE:116:VAL:O	40:BE:117:MET:CB	2.47	0.49
41:BF:37:VAL:HG13	41:BF:184:TYR:HD1	1.77	0.49
41:BF:132:VAL:CG2	41:BF:133:ASN:N	2.66	0.49
41:BF:164:ARG:HG2	41:BF:164:ARG:NH1	2.27	0.49
43:BH:98:LEU:HD12	43:BH:102:ALA:O	2.12	0.49
46:BN:133:GLN:HG2	46:BN:134:ARG:N	2.20	0.49
56:BX:63:LYS:HA	56:BX:72:LYS:HA	1.94	0.49
1:CA:542:G:H5'	4:CD:41:GLY:HA3	1.94	0.49
1:CA:600:C:H2'	1:CA:601:C:C6	2.46	0.49
1:CA:930:C:C2'	1:CA:931:C:H5'	2.41	0.49
1:CA:1228:C:H2'	1:CA:1229:A:C8	2.45	0.49
1:CA:1396:A:H4'	1:CA:1397:C:H5''	1.94	0.49
1:CA:1487:G:H2'	1:CA:1488:G:H8	1.77	0.49
2:CB:97:TRP:CE2	2:CB:101:MET:HG3	2.46	0.49
3:CC:40:ARG:O	3:CC:44:GLU:HB2	2.12	0.49
3:CC:64:VAL:CG1	3:CC:66:VAL:HG23	2.35	0.49
4:CD:19:LEU:HB3	4:CD:21:LEU:CG	2.35	0.49
6:CF:35:ALA:HA	6:CF:67:MET:HB3	1.94	0.49
6:CF:63:TYR:N	6:CF:63:TYR:HD1	2.09	0.49
9:CI:82:ALA:O	9:CI:96:LEU:HD21	2.12	0.49
12:CL:27:LEU:N	12:CL:27:LEU:HD22	2.27	0.49
16:CP:43:LYS:HA	16:CP:48:TRP:CB	2.42	0.49
16:CP:54:GLU:HA	16:CP:54:GLU:OE1	2.12	0.49
23:CW:43:A:H2'	23:CW:44:A:C8	2.47	0.49
59:CX:21:A2M:P	25:CY:65:ARG:NH1	2.84	0.49
27:D1:20:ARG:HH11	27:D1:20:ARG:HG2	1.77	0.49
31:D5:37:LYS:CG	31:D5:38:ALA:H	2.24	0.49
36:DA:2195:C:O2'	36:DA:2196:C:H5'	2.12	0.49
36:DA:2790:A:N3	36:DA:2791:C:H5''	2.27	0.49
36:DA:2824:C:H2'	36:DA:2825:C:O4'	2.12	0.49
39:DD:241:PRO:C	39:DD:242:ARG:HD2	2.32	0.49
42:DG:24:GLY:O	42:DG:25:TYR:C	2.51	0.49
42:DG:41:GLN:HA	42:DG:155:MET:CB	2.41	0.49
43:DH:159:GLU:CG	43:DH:160:LYS:H	2.23	0.49
48:DP:101:VAL:CG2	48:DP:102:ARG:N	2.75	0.49
51:DS:14:VAL:O	51:DS:14:VAL:HG12	2.12	0.49
51:DS:35:ILE:HG12	51:DS:35:ILE:O	2.12	0.49
52:DT:55:ASN:N	52:DT:59:THR:HB	2.27	0.49

Continued on next page...

Continued from previous page...

Atom-1	Atom-2	Interatomic distance (Å)	Clash overlap (Å)
53:DU:112:ARG:NH2	54:DV:46:VAL:HG11	2.27	0.49
54:DV:5:VAL:HG21	54:DV:35:LEU:HB3	1.93	0.49
58:DZ:76:LEU:HD13	58:DZ:81:ARG:HA	1.93	0.49
1:AA:193:C:H2'	1:AA:194:C:C6	2.48	0.49
1:AA:337:C:H2'	1:AA:338:A:C8	2.47	0.49
1:AA:1223:C:P	1:AA:1224:G:H2'	2.52	0.49
2:AB:54:THR:HG21	2:AB:201:ILE:HD11	1.93	0.49
2:AB:226:ARG:NH1	2:AB:226:ARG:CB	2.75	0.49
15:AO:66:LEU:H	15:AO:66:LEU:CD1	2.25	0.49
16:AP:43:LYS:HA	16:AP:48:TRP:CB	2.42	0.49
20:AT:13:LEU:HD12	20:AT:13:LEU:N	2.27	0.49
20:AT:73:HIS:O	20:AT:74:LYS:C	2.50	0.49
23:AW:9:G:H4'	23:AW:46:G:H5'	1.94	0.49
23:AW:59:A:O2'	23:AW:60:U:H5'	2.12	0.49
25:AZ:110:TRP:NE1	25:AZ:114:LEU:HD11	2.27	0.49
27:B1:19:GLN:HE21	27:B1:19:GLN:HA	1.77	0.49
27:B1:93:GLU:O	27:B1:94:LEU:C	2.50	0.49
28:B2:16:LEU:O	28:B2:17:SER:HB3	2.12	0.49
30:B4:34:GLU:HB2	42:BG:113:ARG:HD2	1.94	0.49
36:BA:1231:G:H2'	36:BA:1232:G:C8	2.46	0.49
36:BA:1503:U:H2'	36:BA:1504:C:C6	2.47	0.49
36:BA:2339:G:O2'	36:BA:2340:G:H5'	2.11	0.49
36:BA:2639:A:H2'	36:BA:2640:G:H5'	1.93	0.49
36:BA:2747:G:O6	36:BA:2755:C:H5''	2.13	0.49
42:BG:96:ARG:O	42:BG:97:ASP:C	2.51	0.49
43:BH:70:THR:O	43:BH:74:ASN:ND2	2.45	0.49
43:BH:101:ARG:O	43:BH:117:PRO:HG3	2.12	0.49
46:BN:3:THR:C	46:BN:4:TYR:CD1	2.85	0.49
52:BT:30:VAL:HG22	52:BT:84:GLN:O	2.12	0.49
52:BT:102:ILE:HB	52:BT:110:ILE:HD12	1.94	0.49
52:BT:134:GLU:O	52:BT:134:GLU:HG3	2.12	0.49
1:CA:109:A:H2'	1:CA:326:G:N2	2.27	0.49
1:CA:664:G:P	18:CR:64:ARG:HH21	2.35	0.49
1:CA:1239:A:H62	1:CA:1299:A:N6	2.09	0.49
1:CA:1456:G:H2'	1:CA:1457:G:H5'	1.94	0.49
2:CB:56:ARG:HH11	2:CB:56:ARG:HG2	1.77	0.49
2:CB:111:ARG:HA	2:CB:114:ARG:HB3	1.95	0.49
3:CC:122:GLU:O	3:CC:126:ARG:HG3	2.11	0.49
7:CG:22:LEU:O	7:CG:22:LEU:HD23	2.12	0.49
8:CH:11:THR:HA	8:CH:14:ARG:NH1	2.26	0.49
15:CO:9:GLN:HB3	15:CO:13:GLN:NE2	2.24	0.49

Continued on next page...

Continued from previous page...

Atom-1	Atom-2	Interatomic distance (Å)	Clash overlap (Å)
16:CP:80:PHE:N	16:CP:80:PHE:CD1	2.79	0.49
17:CQ:67:LYS:O	17:CQ:69:LYS:N	2.39	0.49
36:DA:102:G:OP1	36:DA:102:G:H4'	2.11	0.49
36:DA:247:G:H4'	36:DA:386:G:C5	2.47	0.49
36:DA:252:G:O2'	36:DA:253:C:H5'	2.12	0.49
36:DA:556:G:H2'	36:DA:557:U:H6	1.77	0.49
36:DA:1344:G:H4'	36:DA:1384:A:C5	2.48	0.49
36:DA:1528:A:O2'	36:DA:1528(A):A:O4'	2.30	0.49
36:DA:1816:G:H3'	36:DA:1816:G:H8	1.77	0.49
36:DA:2466:C:O2'	36:DA:2467:C:H5'	2.12	0.49
36:DA:2523:G:H2'	36:DA:2524:G:H5''	1.92	0.49
36:DA:2531:A:H2	36:DA:2658:C:O2	1.96	0.49
36:DA:2543:G:H8	36:DA:2543:G:H5'	1.77	0.49
39:DD:30:GLU:HG3	39:DD:63:ARG:NE	2.27	0.49
39:DD:43:ARG:HH11	39:DD:49:ILE:HB	1.76	0.49
39:DD:43:ARG:NH1	39:DD:49:ILE:HB	2.28	0.49
42:DG:64:THR:HG23	42:DG:65:GLY:N	2.26	0.49
42:DG:131:TYR:O	42:DG:159:VAL:CB	2.54	0.49
42:DG:139:LEU:O	42:DG:144:ILE:HG21	2.12	0.49
42:DG:174:GLU:C	42:DG:176:LEU:H	2.15	0.49
43:DH:83:TYR:O	43:DH:84:SER:HB3	2.12	0.49
44:DI:64:GLU:C	44:DI:66:GLU:H	2.15	0.49
44:DI:123:LEU:HA	44:DI:142:VAL:HG11	1.93	0.49
46:DN:3:THR:C	46:DN:4:TYR:CD1	2.86	0.49
47:DO:113:LYS:O	47:DO:117:LEU:HB2	2.12	0.49
56:DX:36:LYS:HD3	56:DX:56:THR:HG23	1.93	0.49
58:DZ:108:PRO:HD3	58:DZ:141:VAL:CG1	2.38	0.49
58:DZ:150:LEU:O	58:DZ:171:ILE:HG22	2.11	0.49
1:AA:19:C:H5''	5:AE:86:ALA:HB3	1.93	0.49
1:AA:109:A:H2'	1:AA:326:G:N2	2.27	0.49
1:AA:142:G:H2'	1:AA:143:A:H8	1.77	0.49
1:AA:155:C:H2'	1:AA:156:G:H8	1.77	0.49
1:AA:831:U:O2'	1:AA:832:C:H5'	2.12	0.49
1:AA:848:C:H2'	1:AA:849:C:C6	2.48	0.49
3:AC:9:GLY:HA3	14:AN:49:HIS:HA	1.94	0.49
3:AC:84:ILE:O	3:AC:88:ARG:HG3	2.12	0.49
10:AJ:6:ILE:HD11	10:AJ:72:VAL:N	2.28	0.49
10:AJ:75:ILE:CG1	10:AJ:76:ASN:H	2.01	0.49
12:AL:60:LEU:C	12:AL:62:SER:H	2.15	0.49
14:AN:37:PHE:HZ	14:AN:56:VAL:HG21	1.77	0.49
16:AP:54:GLU:HA	16:AP:54:GLU:OE1	2.12	0.49

Continued on next page...

Continued from previous page...

Atom-1	Atom-2	Interatomic distance (Å)	Clash overlap (Å)
19:AS:16:LEU:HB3	19:AS:20:LEU:CD1	2.43	0.49
22:AV:20:U:C2'	22:AV:20:U:O2	2.60	0.49
23:AW:42:G:O2'	23:AW:43:A:H5'	2.12	0.49
25:AY:45:PRO:CG	25:AY:58:ARG:HH12	2.12	0.49
25:AZ:165:ARG:NH1	25:AZ:165:ARG:HB2	2.26	0.49
30:B4:7:PRO:O	30:B4:8:LYS:HB3	2.12	0.49
35:B9:30:PRO:O	35:B9:32:HIS:N	2.45	0.49
36:BA:252:G:O2'	36:BA:253:C:H5'	2.12	0.49
36:BA:271(D):G:O2'	36:BA:271(E):U:H5'	2.13	0.49
36:BA:272(E):G:C2	36:BA:364:C:N3	2.80	0.49
36:BA:654(S):G:H3'	36:BA:654(T):C:C4'	2.42	0.49
36:BA:847:U:H2'	36:BA:848:G:H5''	1.94	0.49
36:BA:1332:G:H8	36:BA:1332:G:H5''	1.77	0.49
36:BA:2473:U:C5	36:BA:2474:C:C6	3.00	0.49
36:BA:2733:A:H2'	36:BA:2734:A:O4'	2.12	0.49
37:BB:54:G:N2	37:BB:55:U:H1'	2.27	0.49
38:BC:30:VAL:O	38:BC:34:ALA:HB3	2.13	0.49
38:BC:185:LYS:HE3	38:BC:185:LYS:N	2.27	0.49
39:BD:181:GLU:HA	39:BD:272:ALA:HB1	1.95	0.49
42:BG:152:LEU:HD23	42:BG:152:LEU:N	2.20	0.49
43:BH:146:ALA:HB2	43:BH:164:TYR:OH	2.11	0.49
45:BJ:49:UNK:C	45:BJ:51:UNK:N	2.72	0.49
46:BN:46:VAL:O	46:BN:47:ALA:HB3	2.11	0.49
46:BN:133:GLN:O	46:BN:134:ARG:CB	2.59	0.49
47:BO:24:VAL:HG23	47:BO:33:ALA:HB2	1.93	0.49
48:BP:41:ARG:HH22	48:BP:45:LEU:HD12	1.77	0.49
49:BQ:79:LEU:HD22	49:BQ:80:GLU:HG3	1.94	0.49
50:BR:2:ARG:O	50:BR:3:HIS:O	2.30	0.49
51:BS:30:ARG:HH12	51:BS:62:LYS:HB3	1.77	0.49
51:BS:42:ASP:O	51:BS:43:GLU:HB2	2.12	0.49
53:BU:25:TRP:C	53:BU:25:TRP:CD1	2.85	0.49
54:BV:5:VAL:HG21	54:BV:35:LEU:HB3	1.93	0.49
58:BZ:45:ASP:O	58:BZ:49:ARG:HG2	2.12	0.49
58:BZ:140:ASP:OD1	58:BZ:141:VAL:N	2.46	0.49
1:CA:142:G:H2'	1:CA:143:A:C8	2.48	0.49
1:CA:265:G:H5'	17:CQ:64:PRO:O	2.13	0.49
1:CA:490:G:H2'	1:CA:491:G:C8	2.48	0.49
1:CA:637:G:O2'	1:CA:638:G:H5'	2.13	0.49
1:CA:722:A:H2'	1:CA:724:G:H8	1.77	0.49
1:CA:1371:G:O3'	9:CI:69:GLY:HA3	2.12	0.49
2:CB:32:ILE:HD11	2:CB:40:HIS:HB3	1.93	0.49

Continued on next page...

Continued from previous page...

Atom-1	Atom-2	Interatomic distance (Å)	Clash overlap (Å)
3:CC:11:ARG:HG2	3:CC:11:ARG:HH11	1.77	0.49
3:CC:112:SER:O	3:CC:115:LEU:HB2	2.12	0.49
4:CD:112:VAL:HG12	4:CD:116:GLN:OE1	2.12	0.49
4:CD:150:GLU:HG2	4:CD:151:LYS:N	2.27	0.49
5:CE:52:PRO:O	5:CE:55:VAL:HG23	2.13	0.49
5:CE:78:HIS:CE1	5:CE:142:LEU:HD23	2.46	0.49
7:CG:15:ASP:CB	7:CG:20:ASP:H	2.25	0.49
7:CG:139:GLU:O	7:CG:143:ARG:HG3	2.13	0.49
10:CJ:32:ALA:HB1	10:CJ:75:ILE:CG1	2.42	0.49
30:D4:33:VAL:HG12	30:D4:35:VAL:H	1.76	0.49
36:DA:49:A:H5''	36:DA:51:G:O4'	2.13	0.49
36:DA:80:G:C2'	36:DA:81:G:H5'	2.42	0.49
36:DA:176:G:C2'	36:DA:177:G:H5'	2.42	0.49
36:DA:760:G:C2'	36:DA:761:A:H5'	2.42	0.49
36:DA:819:A:C4	36:DA:1189:A:C2	3.00	0.49
36:DA:1022:G:N2	36:DA:1142(A):A:C2	2.81	0.49
36:DA:1743:C:H2'	36:DA:1744:C:O4'	2.12	0.49
36:DA:2839:G:C5'	50:DR:46:GLY:HA2	2.42	0.49
38:DC:53:ARG:HD3	38:DC:53:ARG:H	1.77	0.49
45:DJ:14:UNK:HA	45:DJ:62:UNK:CA	2.42	0.49
45:DJ:123:UNK:HA	45:DJ:127:UNK:CB	2.42	0.49
48:DP:47:ASP:HB3	48:DP:48:PRO:HA	1.92	0.49
49:DQ:27:VAL:O	49:DQ:28:ALA:HB3	2.11	0.49
51:DS:88:ASP:CG	51:DS:89:ARG:H	2.15	0.49
52:DT:128:GLU:CD	52:DT:129:ARG:N	2.66	0.49
54:DV:34:GLU:O	54:DV:36:PRO:CD	2.61	0.49
54:DV:83:ARG:HH11	54:DV:83:ARG:HG2	1.77	0.49
57:DY:45:VAL:HA	57:DY:62:GLU:HB2	1.93	0.49
58:DZ:6:LYS:HD3	58:DZ:60:GLU:HB3	1.94	0.49
58:DZ:21:ALA:HB3	58:DZ:23:LYS:HG2	1.93	0.49
58:DZ:102:LEU:HB3	58:DZ:139:VAL:HG22	1.92	0.49
1:AA:1016:A:OP1	14:AN:15:LYS:HE3	2.13	0.49
1:AA:1226:C:N4	13:AM:104:ARG:HD2	2.26	0.49
2:AB:185:ILE:HB	2:AB:199:TYR:O	2.11	0.49
3:AC:40:ARG:O	3:AC:44:GLU:HB2	2.13	0.49
5:AE:10:MET:CE	5:AE:13:ILE:HD11	2.43	0.49
7:AG:15:ASP:CB	7:AG:20:ASP:H	2.25	0.49
8:AH:11:THR:HG22	8:AH:15:ASN:ND2	2.28	0.49
8:AH:36:LEU:C	8:AH:38:ILE:H	2.16	0.49
9:AI:105:ASP:HB3	9:AI:107:ARG:CG	2.42	0.49
13:AM:56:LEU:C	13:AM:56:LEU:HD13	2.32	0.49

Continued on next page...

Continued from previous page...

Atom-1	Atom-2	Interatomic distance (Å)	Clash overlap (Å)
18:AR:37:VAL:O	18:AR:41:LYS:HB2	2.12	0.49
25:AY:28:ASN:ND2	25:AY:28:ASN:H	2.10	0.49
25:AZ:110:TRP:HA	25:AZ:110:TRP:HE3	1.77	0.49
30:B4:5:ILE:HG12	30:B4:5:ILE:O	2.12	0.49
30:B4:53:GLU:HB3	30:B4:56:VAL:HG22	1.95	0.49
33:B7:5:TRP:CD1	33:B7:7:PRO:HD3	2.48	0.49
36:BA:2062:A:C4	36:BA:2062:A:H5'	2.48	0.49
36:BA:2781:A:H5''	36:BA:2782:G:H5'	1.95	0.49
36:BA:2861:G:C2'	36:BA:2862:G:H5'	2.43	0.49
39:BD:172:TYR:HD1	39:BD:185:VAL:O	1.95	0.49
40:BE:176:ILE:HB	40:BE:181:LEU:HB2	1.94	0.49
41:BF:170:LEU:HD23	41:BF:172:TRP:CZ2	2.48	0.49
43:BH:41:MET:HE1	43:BH:53:GLU:N	2.28	0.49
44:BI:90:GLY:O	44:BI:91:SER:CB	2.61	0.49
46:BN:30:ILE:O	46:BN:34:LEU:CD2	2.57	0.49
47:BO:88:ASN:ND2	47:BO:90:GLN:H	2.10	0.49
48:BP:58:THR:O	48:BP:61:ARG:NH2	2.45	0.49
1:CA:83:U:O2	1:CA:83:U:C2'	2.58	0.49
1:CA:223:U:H2'	1:CA:224:C:H6	1.78	0.49
1:CA:546:G:P	4:CD:72:GLU:HB3	2.52	0.49
1:CA:936:C:H2'	1:CA:937:A:O4'	2.13	0.49
1:CA:982:U:H5''	14:CN:6:LEU:CD1	2.42	0.49
1:CA:1269:A:H2'	1:CA:1270:C:O4'	2.12	0.49
1:CA:1346:A:H5''	9:CI:120:ARG:NH1	2.16	0.49
1:CA:1353:G:H2'	1:CA:1354:C:C6	2.48	0.49
5:CE:78:HIS:HE1	5:CE:142:LEU:HD23	1.76	0.49
6:CF:69:GLU:O	6:CF:71:ARG:N	2.46	0.49
9:CI:33:PHE:CZ	9:CI:47:LEU:HD11	2.45	0.49
9:CI:121:ARG:O	9:CI:121:ARG:HD3	2.12	0.49
15:CO:66:LEU:CD1	15:CO:66:LEU:H	2.24	0.49
16:CP:4:ILE:HB	16:CP:66:PRO:HB3	1.94	0.49
18:CR:36:ASN:HB3	18:CR:39:VAL:CB	2.42	0.49
18:CR:55:ARG:HH11	18:CR:55:ARG:HG3	1.77	0.49
23:CW:70:G:C2'	23:CW:71:C:H5'	2.42	0.49
36:DA:335:C:H2'	36:DA:336:C:C6	2.47	0.49
36:DA:2049:G:H21	40:DE:156:MET:CE	2.24	0.49
36:DA:2712:U:H5'	36:DA:2712:U:O2	2.13	0.49
38:DC:30:VAL:O	38:DC:34:ALA:HB3	2.13	0.49
40:DE:101:ARG:HB3	40:DE:169:ASN:HD22	1.77	0.49
41:DF:3:GLU:HA	41:DF:24:LEU:HB3	1.95	0.49
42:DG:100:TRP:C	42:DG:102:PHE:N	2.62	0.49

Continued on next page...

Continued from previous page...

Atom-1	Atom-2	Interatomic distance (Å)	Clash overlap (Å)
45:DJ:58:UNK:O	45:DJ:59:UNK:O	2.30	0.49
46:DN:57:ALA:O	46:DN:58:ASP:C	2.50	0.49
46:DN:57:ALA:C	46:DN:58:ASP:O	2.50	0.49
47:DO:88:ASN:ND2	47:DO:90:GLN:H	2.11	0.49
48:DP:104:GLY:O	48:DP:105:LEU:O	2.29	0.49
49:DQ:43:THR:CB	49:DQ:45:GLN:HE21	2.19	0.49
51:DS:29:PHE:C	51:DS:29:PHE:CD1	2.85	0.49
54:DV:39:LEU:CD1	54:DV:51:VAL:HA	2.42	0.49
1:AA:100:C:H2'	1:AA:101:A:O4'	2.12	0.49
1:AA:240:C:H2'	1:AA:241:C:C6	2.48	0.49
1:AA:428:G:C6	1:AA:430:A:N6	2.80	0.49
1:AA:648:A:H2'	1:AA:649:G:H8	1.78	0.49
1:AA:982:U:H5''	14:AN:6:LEU:CD1	2.42	0.49
1:AA:1446:U:O2'	1:AA:1447:A:H3'	2.12	0.49
2:AB:56:ARG:HH11	2:AB:56:ARG:HG2	1.77	0.49
3:AC:134:ILE:HD11	3:AC:153:VAL:HG21	1.92	0.49
5:AE:33:VAL:HG12	5:AE:34:VAL:N	2.28	0.49
5:AE:47:LYS:HD3	5:AE:47:LYS:N	2.27	0.49
5:AE:57:LYS:HE2	5:AE:61:TYR:CE2	2.45	0.49
8:AH:20:TYR:HD1	8:AH:65:TYR:CE2	2.31	0.49
11:AK:124:LYS:HB3	11:AK:124:LYS:NZ	2.28	0.49
14:AN:22:THR:O	14:AN:23:ARG:HB2	2.12	0.49
17:AQ:50:LYS:HG3	17:AQ:51:TYR:CD1	2.47	0.49
19:AS:42:PRO:CD	30:B4:50:VAL:HG21	2.42	0.49
22:AV:40:C:O2'	22:AV:41:C:H5'	2.13	0.49
25:AY:28:ASN:N	25:AY:28:ASN:ND2	2.60	0.49
27:B1:8:SER:OG	27:B1:10:LYS:HG3	2.12	0.49
29:B3:59:VAL:HG12	29:B3:60:GLU:N	2.28	0.49
32:B6:34:LEU:HD23	32:B6:51:GLU:HB3	1.95	0.49
34:B8:59:LYS:HE2	48:BP:50:ARG:HB3	1.94	0.49
36:BA:1590:U:C3'	36:BA:1591:G:H5''	2.42	0.49
36:BA:1644:C:O2	36:BA:1644:C:H2'	2.12	0.49
36:BA:1665:A:C2'	36:BA:1666:G:H5'	2.42	0.49
36:BA:1813:G:H1'	39:BD:50:THR:HG1	1.77	0.49
36:BA:2790:A:N3	36:BA:2791:C:H5''	2.26	0.49
37:BB:35:U:O2'	37:BB:36:C:H5'	2.12	0.49
38:BC:31:LYS:HE2	38:BC:180:SER:O	2.11	0.49
41:BF:63:LYS:HE3	41:BF:67:GLN:HB2	1.95	0.49
42:BG:46:ALA:HB2	42:BG:88:ILE:CD1	2.38	0.49
42:BG:171:ALA:O	42:BG:172:LEU:C	2.51	0.49
44:BI:92:VAL:HG12	44:BI:120:ILE:HB	1.94	0.49

Continued on next page...

Continued from previous page...

Atom-1	Atom-2	Interatomic distance (Å)	Clash overlap (Å)
44:BI:111:PRO:HB2	44:BI:112:LYS:NZ	2.27	0.49
47:BO:71:ARG:NH2	47:BO:77:ILE:HG21	2.28	0.49
48:BP:104:GLY:O	48:BP:105:LEU:O	2.29	0.49
51:BS:35:ILE:O	51:BS:35:ILE:HG12	2.12	0.49
57:BY:88:LYS:NZ	57:BY:93:GLY:CA	2.74	0.49
58:BZ:16:SER:HA	58:BZ:19:ARG:HD2	1.94	0.49
58:BZ:43:GLU:N	58:BZ:43:GLU:OE1	2.40	0.49
58:BZ:93:ASP:O	58:BZ:129:SER:HB2	2.12	0.49
1:CA:224:C:H2'	1:CA:225:C:H6	1.77	0.49
1:CA:1030:C:C2'	1:CA:1030(A):G:H5'	2.42	0.49
1:CA:1476:G:H2'	1:CA:1477:C:C6	2.47	0.49
3:CC:127:ARG:HD2	3:CC:127:ARG:N	2.27	0.49
3:CC:134:ILE:HD11	3:CC:153:VAL:HG21	1.93	0.49
4:CD:173:TRP:CD1	4:CD:174:LEU:HG	2.47	0.49
8:CH:91:ARG:HH11	8:CH:91:ARG:CG	2.25	0.49
13:CM:37:THR:O	13:CM:39:ILE:HG13	2.13	0.49
13:CM:56:LEU:HD13	13:CM:56:LEU:C	2.33	0.49
16:CP:8:ARG:HB3	16:CP:28:ARG:NH1	2.27	0.49
16:CP:29:ASP:OD1	16:CP:29:ASP:N	2.42	0.49
20:CT:38:LYS:O	20:CT:40:ALA:N	2.45	0.49
20:CT:57:ARG:NH1	20:CT:102:GLY:HA3	2.28	0.49
28:D2:10:LEU:HD13	28:D2:14:ARG:HH12	1.77	0.49
28:D2:38:GLN:OE1	28:D2:44:LEU:HD13	2.11	0.49
36:DA:582:G:H2'	36:DA:583:G:C8	2.47	0.49
36:DA:1541:G:C5'	36:DA:1542:A:O4'	2.60	0.49
36:DA:1669:A:H5''	36:DA:2550:G:OP1	2.12	0.49
36:DA:2491:U:O2'	36:DA:2492:U:H5'	2.12	0.49
36:DA:2790:A:H2'	36:DA:2791:C:H5''	1.94	0.49
41:DF:1:MET:O	41:DF:2:LYS:C	2.50	0.49
42:DG:119:GLY:HA3	42:DG:181:ARG:HB2	1.94	0.49
42:DG:139:LEU:CD2	42:DG:152:LEU:HD13	2.43	0.49
44:DI:31:LEU:HB2	44:DI:32:PRO:HD3	1.93	0.49
44:DI:34:GLY:C	44:DI:35:LEU:HD23	2.32	0.49
44:DI:83:ALA:O	44:DI:144:VAL:HA	2.13	0.49
48:DP:16:ARG:CZ	48:DP:18:ARG:CG	2.90	0.49
51:DS:97:ARG:HG2	51:DS:97:ARG:O	2.12	0.49
52:DT:31:SER:OG	52:DT:32:TYR:N	2.46	0.49
53:DU:115:ALA:C	53:DU:117:GLN:N	2.65	0.49
57:DY:9:LYS:O	57:DY:28:LYS:NZ	2.43	0.49
58:DZ:10:ARG:HD2	58:DZ:36:LYS:HB2	1.93	0.49
1:AA:59:A:H5''	1:AA:60:A:H5''	1.94	0.49

Continued on next page...

Continued from previous page...

Atom-1	Atom-2	Interatomic distance (Å)	Clash overlap (Å)
1:AA:1030:C:C2'	1:AA:1030(A):G:H5'	2.43	0.49
1:AA:1447:A:H2'	1:AA:1447:A:N3	2.27	0.49
2:AB:72:GLY:HA2	2:AB:165:VAL:CG2	2.42	0.49
2:AB:184:VAL:O	2:AB:198:ASP:HB2	2.12	0.49
3:AC:182:ILE:HG23	3:AC:202:ILE:O	2.12	0.49
8:AH:86:ILE:CB	8:AH:133:LEU:HD22	2.42	0.49
9:AI:104:ARG:C	9:AI:105:ASP:N	2.66	0.49
19:AS:36:ARG:HA	19:AS:71:LEU:HB2	1.94	0.49
25:AZ:126:LYS:HD3	25:AZ:160:ILE:HA	1.94	0.49
25:AZ:181:ARG:O	25:AZ:182:TYR:C	2.50	0.49
26:B0:23:VAL:HA	26:B0:38:VAL:HG22	1.94	0.49
36:BA:863:A:O2'	36:BA:864:G:H5'	2.13	0.49
36:BA:1014:U:C2'	36:BA:1015:G:C5'	2.89	0.49
36:BA:1721:G:C6	36:BA:1739:U:H5'	2.47	0.49
36:BA:1743:C:H2'	36:BA:1744:C:O4'	2.12	0.49
36:BA:2298:A:N6	36:BA:2318:G:C8	2.79	0.49
36:BA:2687:U:O2'	36:BA:2688:U:H5'	2.12	0.49
36:BA:2712:U:O2'	36:BA:2712(A):A:P	2.70	0.49
36:BA:2746:U:H2'	36:BA:2747:G:H5'	1.95	0.49
37:BB:73:A:H61	58:BZ:29:TYR:HE2	1.60	0.49
38:BC:16:ASP:HB3	38:BC:19:LYS:HB3	1.94	0.49
41:BF:22:ALA:C	41:BF:26:ALA:HB2	2.30	0.49
42:BG:56:ALA:HA	42:BG:59:GLU:HB3	1.93	0.49
43:BH:30:LYS:HG3	43:BH:81:GLU:H	1.76	0.49
43:BH:118:PRO:HG2	43:BH:121:ILE:HD12	1.95	0.49
44:BI:51:ILE:O	44:BI:52:ARG:HG3	2.12	0.49
44:BI:64:GLU:OE1	44:BI:67:ARG:HD2	2.12	0.49
52:BT:24:PRO:HA	52:BT:49:VAL:O	2.13	0.49
54:BV:83:ARG:HH11	54:BV:83:ARG:HG2	1.76	0.49
57:BY:31:LEU:CB	57:BY:32:PRO:CA	2.90	0.49
1:CA:66:G:N3	1:CA:66:G:H2'	2.27	0.49
1:CA:223:U:O2'	1:CA:224:C:H5'	2.12	0.49
1:CA:559:A:OP1	5:CE:126:ARG:NH2	2.45	0.49
1:CA:1057:G:H5''	3:CC:155:GLY:H	1.77	0.49
1:CA:1234:C:H2'	1:CA:1235:U:H6	1.78	0.49
1:CA:1338:G:H2'	1:CA:1339:A:C8	2.47	0.49
2:CB:54:THR:HG22	2:CB:58:ILE:HD11	1.95	0.49
2:CB:187:LEU:HD13	2:CB:187:LEU:O	2.13	0.49
3:CC:189:ALA:HB3	3:CC:196:LEU:HB2	1.94	0.49
4:CD:117:ALA:O	4:CD:120:LEU:HB2	2.12	0.49
26:D0:44:ARG:C	26:D0:45:PHE:HD1	2.16	0.49

Continued on next page...

Continued from previous page...

Atom-1	Atom-2	Interatomic distance (Å)	Clash overlap (Å)
34:D8:15:LYS:CD	48:DP:65:ARG:HH22	2.25	0.49
34:D8:50:LEU:O	34:D8:51:ALA:HB2	2.12	0.49
36:DA:654(V):A:H3'	36:DA:655:A:H2'	1.94	0.49
36:DA:703:U:C2'	36:DA:704:G:H5'	2.42	0.49
36:DA:795:C:H2'	36:DA:796:C:C6	2.47	0.49
39:DD:186:HIS:CD2	39:DD:188:GLU:H	2.31	0.49
40:DE:161:GLY:O	40:DE:162:ALA:C	2.50	0.49
44:DI:92:VAL:O	44:DI:93:THR:HG23	2.12	0.49
50:DR:18:LEU:HD23	50:DR:18:LEU:C	2.32	0.49
50:DR:18:LEU:HD21	50:DR:22:ARG:CZ	2.42	0.49
58:DZ:5:LEU:O	58:DZ:59:LEU:HB3	2.13	0.49
58:DZ:31:ARG:HB2	58:DZ:31:ARG:CZ	2.43	0.49
58:DZ:103:ARG:O	58:DZ:105:VAL:N	2.42	0.49
1:AA:80:G:H22	1:AA:90:U:C5'	2.23	0.49
1:AA:518:C:H2'	1:AA:530:G:N7	2.28	0.49
1:AA:605:U:O2'	1:AA:606:G:H5'	2.12	0.49
1:AA:981:U:H5'	14:AN:21:TYR:CE2	2.48	0.49
1:AA:1053:G:N7	1:AA:1200:C:H5''	2.26	0.49
1:AA:1440:C:H2'	1:AA:1441:G:O4'	2.13	0.49
2:AB:44:LEU:HD12	2:AB:44:LEU:N	2.28	0.49
3:AC:206:GLU:O	3:AC:208:ILE:N	2.45	0.49
5:AE:13:ILE:HG12	5:AE:30:ALA:CB	2.43	0.49
5:AE:78:HIS:HE1	5:AE:142:LEU:HD23	1.77	0.49
25:AZ:165:ARG:O	25:AZ:165:ARG:CG	2.59	0.49
31:B5:46:CYS:SG	31:B5:47:PRO:CD	3.01	0.49
32:B6:7:ILE:HG23	32:B6:27:LYS:CE	2.42	0.49
32:B6:8:LYS:HA	32:B6:27:LYS:HA	1.95	0.49
36:BA:680:G:H2'	36:BA:681:G:C8	2.47	0.49
36:BA:1396:U:O2	36:BA:1396:U:H2'	2.13	0.49
36:BA:1469:A:O2'	36:BA:1470:G:H5'	2.13	0.49
36:BA:1654:A:C2	40:BE:113:PHE:CD2	3.01	0.49
36:BA:1701:A:H5'	36:BA:1702:G:OP2	2.12	0.49
36:BA:2126:A:H61	36:BA:2163:C:H4'	1.78	0.49
36:BA:2682:U:H5'	36:BA:2682:U:H6	1.78	0.49
37:BB:45:A:C8	42:BG:95:ARG:NE	2.80	0.49
39:BD:245:PRO:O	39:BD:246:PRO:C	2.50	0.49
40:BE:4:ILE:CD1	40:BE:28:ALA:HB1	2.42	0.49
42:BG:172:LEU:C	42:BG:172:LEU:HD23	2.33	0.49
43:BH:7:LEU:HD11	43:BH:65:HIS:CE1	2.47	0.49
43:BH:9:ILE:HD11	43:BH:76:VAL:HG21	1.95	0.49
45:BJ:117:UNK:C	45:BJ:122:UNK:HA	2.42	0.49

Continued on next page...

Continued from previous page...

Atom-1	Atom-2	Interatomic distance (Å)	Clash overlap (Å)
48:BP:16:ARG:CB	48:BP:16:ARG:HH11	2.26	0.49
48:BP:100:LEU:HD22	48:BP:100:LEU:H	1.78	0.49
52:BT:40:THR:O	52:BT:41:ARG:HB2	2.10	0.49
52:BT:96:ARG:HH11	52:BT:96:ARG:HG2	1.78	0.49
55:BW:14:PRO:HB3	55:BW:18:ARG:HH21	1.77	0.49
1:CA:350:G:O2'	1:CA:351:G:H5'	2.13	0.49
1:CA:1078:U:H4'	5:CE:84:PHE:HZ	1.77	0.49
1:CA:1342:C:O2'	9:CI:124:GLN:HG3	2.12	0.49
1:CA:1372:U:H5''	9:CI:71:SER:HB3	1.94	0.49
2:CB:17:PHE:O	2:CB:18:GLY:O	2.31	0.49
2:CB:27:LYS:HD2	2:CB:193:ASP:OD1	2.12	0.49
4:CD:134:ASP:OD1	4:CD:134:ASP:N	2.45	0.49
5:CE:76:ILE:HG13	5:CE:77:PRO:HD2	1.95	0.49
6:CF:37:VAL:HG13	6:CF:65:VAL:HG12	1.95	0.49
11:CK:124:LYS:HB3	11:CK:124:LYS:NZ	2.27	0.49
25:CY:17:GLN:NE2	25:CZ:13:TYR:OH	2.45	0.49
25:CY:25:LYS:O	25:CY:29:GLU:HB2	2.12	0.49
29:D3:59:VAL:HG12	29:D3:60:GLU:N	2.27	0.49
30:D4:53:GLU:HB3	30:D4:56:VAL:HG22	1.95	0.49
36:DA:57:C:O2'	36:DA:58:G:H5'	2.13	0.49
36:DA:394:A:O2'	36:DA:395:U:H5'	2.12	0.49
36:DA:435:C:C2'	36:DA:436:C:H5'	2.42	0.49
36:DA:443:A:H1'	36:DA:1201:C:O4'	2.13	0.49
36:DA:581:C:OP1	53:DU:33:ARG:HG3	2.12	0.49
36:DA:621:A:H2'	36:DA:622:G:C5'	2.41	0.49
36:DA:670:A:H5''	48:DP:43:GLY:HA2	1.94	0.49
36:DA:916:G:C2'	36:DA:917:A:H5''	2.43	0.49
36:DA:1336:A:O2'	36:DA:1337:G:H5'	2.11	0.49
36:DA:1567:A:H5'	39:DD:58:HIS:CD2	2.48	0.49
36:DA:1917:U:O2'	36:DA:1918:A:H5'	2.12	0.49
36:DA:1963:U:O2	36:DA:1963:U:C2'	2.61	0.49
36:DA:2515:C:O2'	36:DA:2516:G:H5'	2.12	0.49
39:DD:31:LYS:HB3	39:DD:34:VAL:HG23	1.95	0.49
42:DG:4:ASP:CG	42:DG:8:LYS:CG	2.80	0.49
42:DG:86:MET:HB3	42:DG:87:PRO:CD	2.43	0.49
44:DI:117:GLU:OE2	44:DI:128:LEU:HD11	2.13	0.49
45:DJ:67:UNK:HA	45:DJ:72:UNK:CA	2.40	0.49
46:DN:99:LEU:O	46:DN:103:VAL:HG23	2.13	0.49
49:DQ:12:GLN:NE2	49:DQ:73:PRO:HD2	2.27	0.49
52:DT:7:ILE:C	52:DT:9:LEU:H	2.14	0.49
52:DT:62:THR:HB	52:DT:75:ILE:HG12	1.93	0.49

Continued on next page...

Continued from previous page...

Atom-1	Atom-2	Interatomic distance (Å)	Clash overlap (Å)
53:DU:102:GLU:HG3	54:DV:2:PHE:HZ	1.72	0.49
57:DY:37:VAL:O	57:DY:66:PRO:O	2.31	0.49
57:DY:87:LYS:HG3	57:DY:88:LYS:N	2.24	0.49
57:DY:97:ARG:O	57:DY:98:VAL:HB	2.12	0.49
58:DZ:170:THR:O	58:DZ:171:ILE:C	2.50	0.49
1:AA:145:G:N2	1:AA:146:G:H1'	2.26	0.49
1:AA:189:G:H2'	1:AA:189(A):C:C6	2.48	0.49
1:AA:314:C:O2'	1:AA:315:A:H5'	2.12	0.49
1:AA:1067:A:H8	1:AA:1067:A:O5'	1.96	0.49
2:AB:178:ARG:HH21	8:AH:74:PRO:HG3	1.78	0.49
7:AG:113:GLU:HB3	7:AG:118:VAL:HG23	1.94	0.49
10:AJ:5:ARG:HB3	10:AJ:99:LYS:O	2.12	0.49
12:AL:58:VAL:O	12:AL:65:GLU:HA	2.12	0.49
14:AN:20:ALA:O	14:AN:21:TYR:O	2.31	0.49
17:AQ:53:LEU:HD22	17:AQ:82:MET:CE	2.42	0.49
17:AQ:65:ILE:HB	17:AQ:69:LYS:HB3	1.95	0.49
19:AS:16:LEU:HD23	19:AS:20:LEU:HD11	1.94	0.49
19:AS:31:ILE:HD13	19:AS:49:ILE:HG23	1.94	0.49
23:AW:4:G:HO2'	23:AW:5:G:H8	1.59	0.49
24:AX:20:A2M:C4'	25:AY:84:TYR:HD2	2.23	0.49
30:B4:14:ILE:N	30:B4:14:ILE:CD1	2.76	0.49
32:B6:11:LEU:C	32:B6:11:LEU:HD22	2.33	0.49
32:B6:19:ARG:N	32:B6:19:ARG:HD2	2.28	0.49
33:B7:12:ARG:HG3	36:BA:686:G:O6	2.13	0.49
36:BA:145:G:C2'	36:BA:146:G:C5'	2.75	0.49
36:BA:271(F):C:H2'	36:BA:271(G):C:C6	2.48	0.49
36:BA:545:C:H2'	36:BA:547:A:H5''	1.95	0.49
36:BA:583:G:OP2	53:BU:10:ARG:HD2	2.13	0.49
36:BA:1754:C:H5	52:BT:96:ARG:NH2	2.10	0.49
36:BA:2705:A:H2'	36:BA:2706:G:O4'	2.12	0.49
37:BB:78:A:C2	37:BB:100:A:C4	3.01	0.49
39:BD:102:LYS:O	39:BD:103:ARG:HG2	2.13	0.49
39:BD:211:ARG:HA	39:BD:214:TRP:CD2	2.48	0.49
41:BF:84:VAL:CG1	41:BF:85:GLY:N	2.75	0.49
41:BF:131:GLY:O	41:BF:132:VAL:O	2.31	0.49
44:BI:77:LEU:CG	44:BI:79:ILE:HG12	2.39	0.49
46:BN:31:ALA:O	46:BN:33:LEU:N	2.46	0.49
47:BO:98:VAL:CG1	47:BO:117:LEU:HB3	2.42	0.49
47:BO:104:ARG:HE	52:BT:33:LYS:CD	2.24	0.49
51:BS:32:LEU:O	51:BS:62:LYS:NZ	2.46	0.49
51:BS:48:LEU:HD22	51:BS:82:ILE:HD11	1.94	0.49

Continued on next page...

Continued from previous page...

Atom-1	Atom-2	Interatomic distance (Å)	Clash overlap (Å)
52:BT:104:ASN:O	52:BT:105:LEU:C	2.50	0.49
53:BU:80:ILE:HA	53:BU:83:LEU:HD23	1.95	0.49
55:BW:65:LEU:O	55:BW:67:ASP:N	2.46	0.49
57:BY:86:ARG:HG2	57:BY:87:LYS:N	2.27	0.49
1:CA:189:G:H2'	1:CA:189(A):C:C6	2.48	0.49
1:CA:254:G:O2'	1:CA:255:G:H5'	2.12	0.49
1:CA:397:A:C6	1:CA:548:G:N7	2.81	0.49
1:CA:1436:U:C5	1:CA:1437:C:C4	3.01	0.49
1:CA:1494:G:H2'	1:CA:1495:U:H5'	1.94	0.49
4:CD:22:LYS:HB2	4:CD:26:CYS:CB	2.42	0.49
5:CE:139:LEU:C	5:CE:141:GLN:H	2.16	0.49
8:CH:20:TYR:HD1	8:CH:65:TYR:CE2	2.29	0.49
8:CH:86:ILE:CG2	8:CH:133:LEU:HD22	2.41	0.49
12:CL:22:SER:C	12:CL:24:VAL:H	2.16	0.49
14:CN:29:ARG:HB3	14:CN:40:CYS:HB3	1.94	0.49
23:CV:20:U:H3'	23:CV:20:U:O2	2.12	0.49
28:D2:47:ASN:N	28:D2:47:ASN:OD1	2.46	0.49
32:D6:18:ARG:HG3	32:D6:19:ARG:HH11	1.78	0.49
36:DA:346:A:C2'	36:DA:347:A:H5'	2.42	0.49
36:DA:484:C:H2'	36:DA:485:C:C6	2.47	0.49
36:DA:2749:A:H4'	43:DH:62:LYS:O	2.13	0.49
36:DA:2774:C:H2'	36:DA:2775:A:O4'	2.12	0.49
40:DE:51:PHE:O	40:DE:52:LEU:C	2.51	0.49
41:DF:37:VAL:HG13	41:DF:184:TYR:HD1	1.77	0.49
42:DG:35:GLU:O	42:DG:36:LYS:HB3	2.12	0.49
42:DG:77:ILE:O	42:DG:77:ILE:CG2	2.59	0.49
42:DG:124:SER:HB3	42:DG:131:TYR:CD1	2.48	0.49
42:DG:167:GLU:O	42:DG:171:ALA:HB2	2.12	0.49
43:DH:45:VAL:O	43:DH:46:GLU:C	2.51	0.49
44:DI:88:ILE:O	44:DI:90:GLY:N	2.46	0.49
44:DI:128:LEU:O	44:DI:138:ILE:O	2.31	0.49
45:DJ:93:UNK:C	45:DJ:95:UNK:N	2.75	0.49
46:DN:2:LYS:HZ2	53:DU:95:LEU:HD21	1.73	0.49
46:DN:133:GLN:O	46:DN:134:ARG:HB3	2.13	0.49
48:DP:48:PRO:O	48:DP:50:ARG:N	2.45	0.49
49:DQ:21:THR:OG1	49:DQ:99:PRO:O	2.31	0.49
50:DR:2:ARG:C	50:DR:3:HIS:O	2.51	0.49
50:DR:47:PHE:O	50:DR:51:LEU:HD13	2.12	0.49
50:DR:79:LEU:HA	50:DR:83:ILE:CG1	2.41	0.49
51:DS:12:PHE:O	51:DS:14:VAL:HG23	2.13	0.49
52:DT:24:PRO:HA	52:DT:49:VAL:O	2.13	0.49

Continued on next page...

Continued from previous page...

Atom-1	Atom-2	Interatomic distance (Å)	Clash overlap (Å)
57:DY:31:LEU:CB	57:DY:32:PRO:CA	2.90	0.49
1:AA:359:U:H2'	1:AA:360:A:H8	1.77	0.49
1:AA:542:G:H5'	4:AD:41:GLY:CA	2.43	0.49
1:AA:546:G:P	4:AD:72:GLU:HB3	2.52	0.49
1:AA:997:U:H2'	1:AA:998:G:H8	1.71	0.49
1:AA:1281:U:H5'	1:AA:1282:C:H5	1.74	0.49
2:AB:23:ARG:O	2:AB:23:ARG:HG3	2.13	0.49
2:AB:32:ILE:HD11	2:AB:40:HIS:HB3	1.94	0.49
2:AB:78:GLN:HB3	2:AB:94:ASN:OD1	2.13	0.49
3:AC:94:LEU:HD12	3:AC:95:THR:OG1	2.12	0.49
10:AJ:3:LYS:N	10:AJ:74:ILE:O	2.46	0.49
13:AM:27:LYS:HE3	13:AM:31:LYS:CE	2.43	0.49
17:AQ:50:LYS:HE3	17:AQ:51:TYR:HE1	1.77	0.49
23:AW:39:C:H2'	23:AW:40:C:C6	2.48	0.49
25:AZ:165:ARG:HH11	25:AZ:165:ARG:HB3	1.77	0.49
25:AZ:165:ARG:CB	25:AZ:165:ARG:NH1	2.76	0.49
28:B2:70:GLN:HG3	28:B2:71:ASN:OD1	2.13	0.49
31:B5:51:TYR:CG	31:B5:52:TYR:N	2.81	0.49
34:B8:7:HIS:CD2	48:BP:50:ARG:HD3	2.48	0.49
34:B8:53:PRO:HG2	34:B8:54:GLU:OE2	2.13	0.49
36:BA:17:G:H4'	53:BU:25:TRP:CH2	2.48	0.49
36:BA:247:G:H4'	36:BA:386:G:C5	2.48	0.49
36:BA:579:G:H2'	36:BA:580:C:C6	2.48	0.49
36:BA:1748:G:H5'	36:BA:1748:G:C8	2.44	0.49
36:BA:2156:G:H2'	36:BA:2157:G:O4'	2.13	0.49
36:BA:2714:G:OP1	36:BA:2714:G:H8	1.96	0.49
42:BG:63:ILE:HG22	42:BG:143:GLU:CB	2.42	0.49
45:BJ:59:UNK:HA	45:BJ:63:UNK:CB	2.43	0.49
47:BO:102:VAL:HG22	47:BO:121:VAL:HG22	1.94	0.49
48:BP:59:LEU:N	48:BP:61:ARG:HE	2.10	0.49
48:BP:71:VAL:HG12	48:BP:72:PRO:HD3	1.95	0.49
51:BS:16:ASN:C	51:BS:18:ILE:H	2.16	0.49
51:BS:56:LEU:HD23	51:BS:56:LEU:C	2.34	0.49
52:BT:55:ASN:N	52:BT:59:THR:HB	2.27	0.49
52:BT:64:ARG:HD2	52:BT:73:GLU:CG	2.43	0.49
57:BY:36:ALA:HA	57:BY:69:ALA:H	1.78	0.49
1:CA:97:G:O2'	1:CA:98:G:H5''	2.13	0.49
1:CA:100:C:H2'	1:CA:101:A:O4'	2.13	0.49
1:CA:389:A:H2'	1:CA:390:C:O4'	2.12	0.49
1:CA:414:A:H2'	1:CA:415:A:O4'	2.13	0.49
1:CA:417:C:O2'	1:CA:418:C:H5'	2.13	0.49

Continued on next page...

Continued from previous page...

Atom-1	Atom-2	Interatomic distance (Å)	Clash overlap (Å)
1:CA:820:U:H4'	1:CA:821:G:OP2	2.13	0.49
1:CA:1495:U:C2	1:CA:1496:C:C5	3.01	0.49
4:CD:61:LYS:HG3	4:CD:203:VAL:HG13	1.94	0.49
6:CF:6:VAL:HG22	6:CF:90:VAL:HG22	1.95	0.49
9:CI:47:LEU:N	9:CI:47:LEU:CD1	2.76	0.49
11:CK:120:ARG:NH1	11:CK:126:ARG:CZ	2.75	0.49
13:CM:88:ARG:HA	13:CM:98:VAL:CG1	2.43	0.49
14:CN:26:ARG:NH1	14:CN:47:LEU:HD21	2.27	0.49
16:CP:14:ASN:N	16:CP:15:PRO:HD3	2.28	0.49
16:CP:21:VAL:HG12	16:CP:34:GLU:O	2.13	0.49
30:D4:1:MET:CG	42:DG:66:GLN:HA	2.42	0.49
36:DA:1686:C:H2'	36:DA:1687:G:H5'	1.94	0.49
36:DA:2029:G:H2'	36:DA:2031:A:OP1	2.12	0.49
36:DA:2033:A:H4'	36:DA:2034:U:OP1	2.11	0.49
36:DA:2529:G:OP2	36:DA:2530:A:H8	1.96	0.49
36:DA:2714:G:OP1	36:DA:2714:G:H8	1.96	0.49
38:DC:23:ILE:HG23	38:DC:190:ILE:HG21	1.95	0.49
43:DH:56:SER:HB2	43:DH:58:GLU:HG3	1.95	0.49
44:DI:66:GLU:C	44:DI:68:LEU:H	2.16	0.49
48:DP:100:LEU:HD22	48:DP:100:LEU:H	1.77	0.49
51:DS:56:LEU:HD23	51:DS:56:LEU:C	2.33	0.49
53:DU:92:ARG:HD2	54:DV:11:GLN:HB2	1.95	0.49
54:DV:34:GLU:O	54:DV:36:PRO:HD3	2.13	0.49
57:DY:39:VAL:O	57:DY:40:GLU:CD	2.51	0.49
58:DZ:39:VAL:O	58:DZ:40:ASP:O	2.31	0.49
58:DZ:48:PHE:O	58:DZ:49:ARG:C	2.52	0.49
58:DZ:122:ARG:HG2	58:DZ:122:ARG:NH1	2.28	0.49
1:AA:226:G:O2'	1:AA:227:G:H5'	2.12	0.49
1:AA:818:G:C3'	1:AA:819:A:C5'	2.90	0.49
1:AA:1172:C:H2'	1:AA:1173:G:C8	2.47	0.49
1:AA:1306:A:O2'	1:AA:1307:U:H5'	2.13	0.49
1:AA:1434:A:H2'	1:AA:1435:G:O4'	2.12	0.49
3:AC:182:ILE:HG23	3:AC:202:ILE:C	2.34	0.49
8:AH:91:ARG:HH12	17:AQ:33:GLY:HA3	1.77	0.49
12:AL:41:ARG:CG	12:AL:42:THR:N	2.76	0.49
13:AM:4:ILE:CD1	13:AM:22:ILE:HD11	2.41	0.49
22:AV:4:G:O2'	22:AV:5:G:P	2.71	0.49
22:AV:39:C:H2'	22:AV:40:C:C6	2.47	0.49
22:AV:60:U:P	22:AV:61:C:H41	2.35	0.49
26:B0:43:THR:HG22	36:BA:2331:G:O3'	2.13	0.49
32:B6:12:GLU:CG	32:B6:23:THR:HG22	2.40	0.49

Continued on next page...

Continued from previous page...

Atom-1	Atom-2	Interatomic distance (Å)	Clash overlap (Å)
34:B8:61:LEU:HD12	34:B8:62:LEU:H	1.77	0.49
36:BA:1328:G:H2'	36:BA:1330:C:C4	2.48	0.49
36:BA:2153:G:H2'	36:BA:2154:G:H8	1.77	0.49
36:BA:2262:U:H4'	36:BA:2328:A:H2	1.78	0.49
36:BA:2562:U:C1'	47:BO:23:ARG:HH11	2.17	0.49
42:BG:26:GLN:O	42:BG:27:ASN:HB2	2.13	0.49
43:BH:106:THR:HG22	43:BH:112:PRO:CB	2.41	0.49
46:BN:24:GLY:HA2	46:BN:27:ALA:HB3	1.94	0.49
47:BO:77:ILE:HD11	52:BT:72:VAL:CG1	2.42	0.49
50:BR:2:ARG:HD2	50:BR:2:ARG:O	2.13	0.49
51:BS:52:SER:O	51:BS:69:VAL:HG23	2.12	0.49
52:BT:84:GLN:OE1	52:BT:86:ILE:HG22	2.13	0.49
58:BZ:63:ASP:CG	58:BZ:65:GLN:HE21	2.15	0.49
58:BZ:163:LEU:HD23	58:BZ:163:LEU:H	1.78	0.49
1:CA:189(J):G:O2'	1:CA:189(K):U:H5'	2.13	0.49
1:CA:337:C:H2'	1:CA:338:A:C8	2.48	0.49
1:CA:1206:G:O2'	1:CA:1207:G:H5'	2.13	0.49
1:CA:1249:C:H5'	1:CA:1249:C:C6	2.46	0.49
1:CA:1405:G:O4'	1:CA:1519:A:H4'	2.13	0.49
3:CC:9:GLY:HA3	14:CN:49:HIS:HA	1.95	0.49
3:CC:29:TYR:CD2	14:CN:36:PHE:HE1	2.30	0.49
6:CF:60:PHE:CE2	18:CR:78:LEU:HD21	2.47	0.49
8:CH:4:ASP:CG	8:CH:85:ARG:HH21	2.17	0.49
9:CI:43:ALA:O	9:CI:45:ALA:N	2.46	0.49
10:CJ:19:SER:O	10:CJ:23:ILE:HG13	2.12	0.49
13:CM:19:LEU:HD12	13:CM:25:ILE:HD13	1.94	0.49
14:CN:20:ALA:O	14:CN:21:TYR:O	2.31	0.49
20:CT:13:LEU:H	20:CT:13:LEU:CD1	2.26	0.49
23:CV:69:C:C2'	23:CV:70:G:H5'	2.43	0.49
27:D1:25:LYS:HA	27:D1:29:GLY:HA2	1.93	0.49
27:D1:46:LEU:H	27:D1:46:LEU:HD23	1.75	0.49
28:D2:30:ARG:NH1	28:D2:34:GLU:OE2	2.45	0.49
36:DA:272(G):C:H42	36:DA:363(C):G:H1	1.60	0.49
36:DA:1402:C:O2'	36:DA:1403:C:H5'	2.13	0.49
36:DA:1417:C:C2'	36:DA:1418:G:H5'	2.43	0.49
36:DA:1445:A:O2'	36:DA:1445(A):C:H5'	2.13	0.49
36:DA:1469:A:O2'	36:DA:1470:G:H5'	2.13	0.49
36:DA:1826:G:H2'	36:DA:1827:C:C6	2.47	0.49
36:DA:2161:C:O2'	36:DA:2162:G:H5'	2.13	0.49
36:DA:2465:C:O2'	36:DA:2466:C:H5'	2.13	0.49
36:DA:2889:C:H2'	36:DA:2891:G:O4'	2.13	0.49

Continued on next page...

Continued from previous page...

Atom-1	Atom-2	Interatomic distance (Å)	Clash overlap (Å)
37:DB:54:G:O2'	37:DB:55:U:H5'	2.12	0.49
38:DC:16:ASP:HB3	38:DC:19:LYS:HB3	1.95	0.49
41:DF:155:LEU:HD12	41:DF:174:VAL:O	2.13	0.49
42:DG:28:VAL:HG12	42:DG:29:TRP:CD1	2.48	0.49
44:DI:3:VAL:CG1	44:DI:36:ALA:HB1	2.42	0.49
44:DI:67:ARG:O	44:DI:71:ILE:HD12	2.13	0.49
44:DI:86:THR:O	44:DI:87:LYS:HB2	2.13	0.49
44:DI:104:GLN:O	44:DI:105:HIS:HB3	2.13	0.49
48:DP:105:LEU:O	48:DP:106:LEU:CB	2.61	0.49
51:DS:20:ARG:HG2	51:DS:20:ARG:NH1	2.28	0.49
52:DT:28:VAL:HG21	52:DT:46:GLU:CG	2.41	0.49
52:DT:60:THR:HB	52:DT:76:PHE:O	2.13	0.49
53:DU:92:ARG:NH1	53:DU:95:LEU:HG	2.27	0.49
57:DY:44:ILE:O	57:DY:62:GLU:CG	2.55	0.49
58:DZ:107:THR:N	58:DZ:141:VAL:O	2.45	0.49
1:AA:600:C:H2'	1:AA:601:C:C6	2.48	0.48
1:AA:892:A:O2'	1:AA:1415:G:H4'	2.13	0.48
1:AA:1346:A:C5	7:AG:10:ARG:CZ	2.96	0.48
2:AB:75:LYS:C	2:AB:77:ALA:H	2.17	0.48
2:AB:174:VAL:HG11	2:AB:196:LEU:HD13	1.95	0.48
2:AB:181:PHE:O	2:AB:183:PRO:HD3	2.12	0.48
4:AD:117:ALA:O	4:AD:120:LEU:HB2	2.13	0.48
4:AD:159:ARG:HG3	4:AD:159:ARG:NH1	2.27	0.48
13:AM:64:TRP:N	13:AM:64:TRP:CD1	2.76	0.48
15:AO:39:LEU:HD11	15:AO:56:LEU:HB2	1.95	0.48
18:AR:55:ARG:HG3	18:AR:55:ARG:HH11	1.77	0.48
23:AW:49:G:H2'	23:AW:50:U:O4'	2.13	0.48
25:AZ:123:ILE:O	25:AZ:127:ILE:HG12	2.13	0.48
32:B6:28:ARG:HH11	32:B6:28:ARG:CB	2.25	0.48
36:BA:493:G:H2'	36:BA:494:G:O4'	2.13	0.48
36:BA:587:C:C3'	48:BP:33:ARG:NH2	2.75	0.48
36:BA:807:U:H2'	36:BA:808:G:H8	1.77	0.48
36:BA:909:A:H2'	36:BA:912:C:H5	1.77	0.48
36:BA:1221:C:H2'	36:BA:1221(A):C:C6	2.47	0.48
36:BA:2464:C:O2'	36:BA:2465:C:O5'	2.31	0.48
36:BA:2679:A:H4'	40:BE:165:VAL:HG11	1.95	0.48
36:BA:2716:U:HO2'	36:BA:2717:G:H5'	1.78	0.48
36:BA:2718:G:H2'	36:BA:2719:G:O4'	2.13	0.48
38:BC:22:THR:C	38:BC:24:ASP:H	2.16	0.48
41:BF:72:ARG:HA	41:BF:72:ARG:HH11	1.78	0.48
50:BR:103:ARG:HG2	50:BR:103:ARG:HH11	1.77	0.48

Continued on next page...

Continued from previous page...

Atom-1	Atom-2	Interatomic distance (Å)	Clash overlap (Å)
51:BS:13:ARG:HA	51:BS:15:ARG:HD2	1.95	0.48
52:BT:50:ILE:HD12	52:BT:99:LEU:CD1	2.43	0.48
54:BV:19:LYS:NZ	54:BV:20:LEU:N	2.59	0.48
1:CA:32:A:C2	1:CA:33:A:C4	3.01	0.48
1:CA:349:A:C2'	1:CA:350:G:H5'	2.43	0.48
1:CA:848:C:H2'	1:CA:849:C:C6	2.48	0.48
1:CA:908:A:H2'	1:CA:909:A:H8	1.78	0.48
1:CA:947:G:O3'	13:CM:109:THR:OG1	2.31	0.48
1:CA:1246:C:O2'	1:CA:1247:U:H5'	2.13	0.48
3:CC:119:ARG:HG3	3:CC:119:ARG:HH11	1.77	0.48
3:CC:127:ARG:HH11	3:CC:127:ARG:HG2	1.78	0.48
5:CE:144:THR:C	5:CE:146:ALA:N	2.66	0.48
6:CF:37:VAL:CG1	6:CF:38:GLU:H	2.17	0.48
6:CF:89:MET:HE3	18:CR:75:ILE:CG2	2.43	0.48
9:CI:114:TYR:N	9:CI:114:TYR:CD1	2.80	0.48
12:CL:28:LYS:O	12:CL:30:ALA:N	2.46	0.48
13:CM:65:LYS:HD2	13:CM:69:GLU:HG3	1.95	0.48
15:CO:11:VAL:HG21	15:CO:34:LEU:HD22	1.94	0.48
23:CV:27:U:O5'	23:CV:27:U:H6	1.96	0.48
25:CY:10:TRP:HA	25:CY:10:TRP:CE3	2.46	0.48
25:CZ:12:ASP:CG	25:CZ:13:TYR:H	2.16	0.48
26:D0:11:ARG:O	26:D0:14:ARG:NH2	2.45	0.48
27:D1:67:ILE:N	27:D1:68:PRO:CD	2.76	0.48
30:D4:5:ILE:O	30:D4:5:ILE:HG12	2.14	0.48
30:D4:13:ARG:CD	30:D4:29:PRO:HB3	2.42	0.48
31:D5:3:LYS:HD3	36:DA:2613:U:H2'	1.95	0.48
36:DA:17:G:H4'	53:DU:25:TRP:CZ3	2.48	0.48
36:DA:322:A:C3'	41:DF:169:ASN:HD21	2.18	0.48
36:DA:812:C:H5'	48:DP:25:SER:HB3	1.94	0.48
36:DA:1350:C:O2'	36:DA:1351:C:H5'	2.12	0.48
36:DA:1644:C:H2'	36:DA:1644:C:O2	2.12	0.48
36:DA:1656:C:H2'	36:DA:1657:C:H6	1.77	0.48
36:DA:1817:G:H2'	36:DA:1818:U:H5'	1.93	0.48
36:DA:2313:C:H4'	42:DG:91:ARG:CG	2.42	0.48
36:DA:2801(A):A:O4'	36:DA:2802:G:H2'	2.11	0.48
36:DA:2808:U:O2	36:DA:2892:A:N6	2.46	0.48
39:DD:45:ASN:HB2	39:DD:46:GLN:OE1	2.13	0.48
39:DD:136:ILE:HG23	39:DD:137:PRO:HD2	1.94	0.48
40:DE:179:GLU:HB3	40:DE:181:LEU:CD2	2.30	0.48
41:DF:165:ARG:HH11	41:DF:165:ARG:CB	2.26	0.48
41:DF:185:ASP:HA	41:DF:188:ARG:HG2	1.95	0.48

Continued on next page...

Continued from previous page...

Atom-1	Atom-2	Interatomic distance (Å)	Clash overlap (Å)
42:DG:58:GLN:NE2	42:DG:59:GLU:CG	2.75	0.48
42:DG:131:TYR:CD1	42:DG:132:ASN:N	2.81	0.48
47:DO:19:ILE:HG22	47:DO:43:VAL:HA	1.95	0.48
49:DQ:123:HIS:C	49:DQ:125:LEU:H	2.16	0.48
51:DS:48:LEU:HD22	51:DS:82:ILE:HD11	1.94	0.48
52:DT:2:ASN:O	52:DT:3:ARG:C	2.51	0.48
1:AA:963:G:H21	10:AJ:55:LYS:HZ2	1.60	0.48
1:AA:1070:U:H2'	1:AA:1071:C:C6	2.48	0.48
3:AC:16:ARG:HB2	3:AC:16:ARG:HH11	1.76	0.48
4:AD:150:GLU:HG2	4:AD:151:LYS:N	2.27	0.48
6:AF:89:MET:HE3	18:AR:75:ILE:CG2	2.42	0.48
6:AF:91:VAL:HG12	6:AF:92:LYS:O	2.13	0.48
7:AG:150:ALA:HA	11:AK:59:TYR:CD2	2.48	0.48
9:AI:33:PHE:CZ	9:AI:47:LEU:HD11	2.49	0.48
12:AL:22:SER:C	12:AL:24:VAL:H	2.17	0.48
15:AO:64:ARG:HH11	15:AO:64:ARG:HG3	1.79	0.48
28:B2:33:MET:O	28:B2:37:PHE:CD1	2.66	0.48
28:B2:44:LEU:O	28:B2:45:SER:CB	2.62	0.48
28:B2:64:LEU:HD22	28:B2:68:ARG:NH1	2.22	0.48
31:B5:33:CYS:HG	31:B5:49:CYS:HG	1.62	0.48
34:B8:29:LYS:HD3	34:B8:44:LYS:HG2	1.95	0.48
36:BA:435:C:C2'	36:BA:436:C:H5'	2.43	0.48
36:BA:654(S):G:H3'	36:BA:654(T):C:H5''	1.93	0.48
36:BA:1921:G:H2'	36:BA:1922:G:H8	1.79	0.48
36:BA:2481:G:O2'	36:BA:2482:G:P	2.71	0.48
36:BA:2711:A:OP1	36:BA:2712(A):A:P	2.72	0.48
39:BD:122:ASP:O	39:BD:123:ALA:O	2.31	0.48
41:BF:143:ALA:HB1	41:BF:148:LEU:HB2	1.95	0.48
41:BF:206:ILE:O	41:BF:208:GLY:N	2.46	0.48
42:BG:127:GLY:H	42:BG:166:ASP:CG	2.16	0.48
43:BH:67:LEU:O	43:BH:71:LEU:HB2	2.13	0.48
48:BP:11:GLY:O	48:BP:12:ALA:C	2.52	0.48
48:BP:66:GLY:O	48:BP:67:MET:CB	2.61	0.48
51:BS:67:ARG:HH11	51:BS:67:ARG:CA	2.25	0.48
51:BS:87:PHE:CZ	51:BS:92:TYR:CD2	2.99	0.48
52:BT:16:ARG:HH12	52:BT:19:LEU:HD21	1.78	0.48
52:BT:28:VAL:CG2	52:BT:47:GLY:H	2.23	0.48
53:BU:57:PHE:C	53:BU:59:ARG:N	2.64	0.48
54:BV:1:MET:HB2	54:BV:99:ILE:HG13	1.94	0.48
58:BZ:4:ARG:HD3	58:BZ:58:VAL:HB	1.94	0.48
58:BZ:30:ASN:OD1	58:BZ:33:LEU:HB3	2.13	0.48

Continued on next page...

Continued from previous page...

Atom-1	Atom-2	Interatomic distance (Å)	Clash overlap (Å)
1:CA:137:C:H42	1:CA:226:G:H1	1.61	0.48
1:CA:782:A:O3'	1:CA:1515:C:H4'	2.13	0.48
1:CA:1067:A:H8	1:CA:1067:A:O5'	1.95	0.48
1:CA:1130:A:C2	1:CA:1146:A:N3	2.81	0.48
1:CA:1378:C:C5	1:CA:1379:G:C8	3.01	0.48
2:CB:44:LEU:HD12	2:CB:44:LEU:N	2.28	0.48
2:CB:51:LEU:HD22	2:CB:55:PHE:CE2	2.45	0.48
3:CC:167:TRP:O	3:CC:168:ALA:CB	2.61	0.48
4:CD:106:TYR:HE2	4:CD:113:SER:HA	1.76	0.48
5:CE:139:LEU:HA	5:CE:142:LEU:CD1	2.42	0.48
7:CG:117:ALA:HA	7:CG:120:ILE:HD13	1.95	0.48
11:CK:95:ILE:O	11:CK:98:LEU:HB2	2.13	0.48
11:CK:125:PHE:N	11:CK:125:PHE:CD1	2.81	0.48
17:CQ:97:SER:O	17:CQ:98:LEU:HD12	2.12	0.48
19:CS:16:LEU:HB3	19:CS:20:LEU:CG	2.43	0.48
25:CZ:60:ILE:HG23	25:CZ:65:ARG:CA	2.33	0.48
30:D4:26:SER:OG	30:D4:27:THR:N	2.45	0.48
32:D6:8:LYS:HA	32:D6:27:LYS:HA	1.95	0.48
36:DA:302:C:H2'	36:DA:303:U:C6	2.48	0.48
36:DA:1268:A:H2'	36:DA:1269:A:O4'	2.14	0.48
36:DA:1721:G:H2'	36:DA:1741:A:N6	2.28	0.48
36:DA:1899:G:N2	36:DA:1902:C:N4	2.39	0.48
36:DA:2636:U:H2'	36:DA:2637:U:H6	1.78	0.48
36:DA:2870:C:O2'	36:DA:2871:C:H5'	2.13	0.48
37:DB:32:C:H2'	37:DB:33:G:H8	1.74	0.48
38:DC:22:THR:C	38:DC:24:ASP:H	2.16	0.48
40:DE:108:SER:O	40:DE:162:ALA:HA	2.13	0.48
42:DG:76:SER:OG	42:DG:84:LYS:HG2	2.13	0.48
42:DG:107:LEU:HD22	42:DG:177:GLY:C	2.33	0.48
44:DI:79:ILE:HG22	44:DI:81:VAL:HB	1.95	0.48
45:DJ:118:UNK:C	45:DJ:120:UNK:N	2.62	0.48
50:DR:97:VAL:HA	50:DR:113:LEU:O	2.13	0.48
51:DS:16:ASN:C	51:DS:18:ILE:H	2.16	0.48
53:DU:25:TRP:C	53:DU:25:TRP:CD1	2.86	0.48
58:DZ:58:VAL:C	58:DZ:59:LEU:HD23	2.33	0.48
1:AA:97:G:O2'	1:AA:98:G:H5''	2.13	0.48
1:AA:368:U:OP2	44:DI:121:LYS:HE2	2.11	0.48
1:AA:486:U:H2'	1:AA:487:A:H8	1.78	0.48
1:AA:1057:G:H5''	3:AC:155:GLY:H	1.77	0.48
1:AA:1313:U:H2'	1:AA:1314:C:C6	2.49	0.48
2:AB:44:LEU:O	2:AB:47:THR:N	2.47	0.48

Continued on next page...

Continued from previous page...

Atom-1	Atom-2	Interatomic distance (Å)	Clash overlap (Å)
3:AC:8:ILE:HD11	3:AC:184:TYR:HB3	1.94	0.48
5:AE:28:PHE:N	5:AE:28:PHE:HD1	2.09	0.48
6:AF:7:ASN:N	6:AF:7:ASN:ND2	2.59	0.48
6:AF:35:ALA:HA	6:AF:67:MET:HB3	1.95	0.48
10:AJ:34:VAL:HG12	10:AJ:35:SER:N	2.21	0.48
13:AM:40:ASN:ND2	13:AM:43:THR:HG23	2.23	0.48
17:AQ:9:VAL:HG11	17:AQ:84:LEU:HD12	1.95	0.48
23:AW:19:G:H1	23:AW:56:C:H42	1.61	0.48
25:AZ:168:TYR:HA	25:AZ:176:LEU:O	2.13	0.48
32:B6:15:GLU:OE1	32:B6:41:PRO:HG3	2.14	0.48
36:BA:1009:A:C4'	53:BU:59:ARG:HD3	2.43	0.48
36:BA:1499:C:C2'	36:BA:1500:G:H5'	2.44	0.48
36:BA:2092:U:C5	36:BA:2226:C:OP2	2.66	0.48
36:BA:2346:A:C2	36:BA:2383:G:C2	3.01	0.48
36:BA:2657:A:H2'	36:BA:2658:C:H5'	1.94	0.48
36:BA:2702:U:H4'	36:BA:2703:C:OP1	2.13	0.48
37:BB:75:G:H21	58:BZ:85:HIS:HE1	1.56	0.48
37:BB:117:G:O2'	37:BB:118:G:H5'	2.13	0.48
39:BD:43:ARG:HD2	39:BD:44:ASN:OD1	2.13	0.48
39:BD:172:TYR:CZ	39:BD:269:PHE:HE1	2.30	0.48
40:BE:25:VAL:CG1	40:BE:181:LEU:HD12	2.43	0.48
40:BE:28:ALA:O	40:BE:29:GLY:O	2.32	0.48
42:BG:46:ALA:N	42:BG:88:ILE:HD11	2.28	0.48
43:BH:152:ARG:O	43:BH:152:ARG:HG3	2.12	0.48
48:BP:147:LEU:O	48:BP:148:LEU:HB2	2.13	0.48
50:BR:52:ILE:HD13	50:BR:79:LEU:HD21	1.95	0.48
55:BW:56:ALA:O	55:BW:60:ASN:HB3	2.13	0.48
57:BY:28:LYS:CB	57:BY:39:VAL:H	2.27	0.48
58:BZ:99:TYR:CE1	58:BZ:125:LEU:HD13	2.48	0.48
1:CA:605:U:O2'	1:CA:606:G:H5'	2.12	0.48
1:CA:947:G:OP1	13:CM:108:ARG:HB3	2.12	0.48
1:CA:1321:C:H5''	1:CA:1322:C:H5''	1.94	0.48
1:CA:1378:C:H5	1:CA:1379:G:C4	2.31	0.48
2:CB:15:VAL:HG21	2:CB:209:ARG:CZ	2.43	0.48
2:CB:179:LYS:HA	8:CH:72:PRO:HG3	1.95	0.48
5:CE:8:GLU:CA	5:CE:34:VAL:HG23	2.43	0.48
6:CF:7:ASN:N	6:CF:7:ASN:ND2	2.58	0.48
8:CH:19:VAL:O	8:CH:20:TYR:HB2	2.14	0.48
8:CH:122:ARG:NH1	8:CH:122:ARG:HB2	2.27	0.48
9:CI:5:TYR:HA	9:CI:17:VAL:O	2.13	0.48
9:CI:17:VAL:HG11	9:CI:81:ILE:HD13	1.96	0.48

Continued on next page...

Continued from previous page...

Atom-1	Atom-2	Interatomic distance (Å)	Clash overlap (Å)
9:CI:104:ARG:C	9:CI:105:ASP:N	2.67	0.48
11:CK:20:TYR:C	11:CK:21:ILE:HD12	2.34	0.48
12:CL:75:HIS:CD2	12:CL:77:LEU:H	2.31	0.48
15:CO:39:LEU:HD11	15:CO:56:LEU:HB2	1.94	0.48
20:CT:16:HIS:O	20:CT:19:SER:HB3	2.13	0.48
30:D4:25:TYR:O	30:D4:26:SER:HB3	2.13	0.48
36:DA:661:C:H2'	36:DA:662:G:H8	1.76	0.48
36:DA:680:G:H2'	36:DA:681:G:C8	2.48	0.48
36:DA:914:C:H2'	36:DA:915:C:C5'	2.32	0.48
36:DA:1014:U:C2'	36:DA:1015:G:C5'	2.90	0.48
36:DA:1174:A:OP2	36:DA:1176:G:N7	2.46	0.48
36:DA:1316:U:H2'	36:DA:1317:A:C8	2.49	0.48
36:DA:1493:C:H4'	36:DA:1494:A:OP1	2.12	0.48
36:DA:2156:G:H2'	36:DA:2157:G:O4'	2.13	0.48
36:DA:2543:G:H21	36:DA:2646:C:H5''	1.78	0.48
36:DA:2556:C:H2'	36:DA:2557:G:O4'	2.12	0.48
36:DA:2682:U:H5'	36:DA:2682:U:H6	1.77	0.48
36:DA:2711:A:OP1	36:DA:2712(A):A:P	2.72	0.48
36:DA:2781:A:H5''	36:DA:2782:G:H5'	1.95	0.48
40:DE:51:PHE:N	40:DE:74:PRO:CB	2.74	0.48
42:DG:77:ILE:O	42:DG:81:LYS:O	2.31	0.48
47:DO:102:VAL:CG2	47:DO:121:VAL:HG22	2.43	0.48
53:DU:92:ARG:HH11	53:DU:95:LEU:HD12	1.78	0.48
54:DV:19:LYS:NZ	54:DV:20:LEU:N	2.58	0.48
58:DZ:120:ILE:HG22	58:DZ:169:GLU:OE2	2.13	0.48
58:DZ:179:ASP:C	58:DZ:181:GLU:N	2.65	0.48
1:AA:106:C:H2'	1:AA:107:G:H8	1.77	0.48
1:AA:908:A:H2'	1:AA:909:A:H8	1.78	0.48
1:AA:1444:C:O2'	1:AA:1445:C:H5'	2.13	0.48
2:AB:36:ARG:C	2:AB:38:GLY:N	2.65	0.48
3:AC:92:ALA:CA	3:AC:99:VAL:HG11	2.43	0.48
3:AC:106:VAL:C	3:AC:108:ASN:N	2.66	0.48
5:AE:12:LEU:C	5:AE:12:LEU:HD22	2.34	0.48
5:AE:76:ILE:HG13	5:AE:77:PRO:HD2	1.94	0.48
6:AF:3:ARG:HH11	6:AF:3:ARG:HG3	1.78	0.48
9:AI:40:LEU:HD21	9:AI:42:ARG:HB3	1.96	0.48
19:AS:19:VAL:HG12	19:AS:23:ASN:ND2	2.29	0.48
23:AW:9:G:O2'	23:AW:10:G:C8	2.67	0.48
25:AY:35:ARG:O	25:AY:36:ARG:CB	2.61	0.48
25:AZ:171:THR:O	25:AZ:172:ASP:C	2.51	0.48
26:B0:36:ILE:HD12	26:B0:38:VAL:N	2.28	0.48

Continued on next page...

Continued from previous page...

Atom-1	Atom-2	Interatomic distance (Å)	Clash overlap (Å)
36:BA:17:G:H2'	36:BA:18:C:C6	2.49	0.48
36:BA:607:U:OP1	41:BF:102:PRO:HA	2.13	0.48
36:BA:1316:U:H2'	36:BA:1317:A:C8	2.48	0.48
36:BA:1668:A:OP1	47:BO:5:GLN:HG3	2.13	0.48
36:BA:1685:C:H2'	36:BA:1686:C:C6	2.48	0.48
36:BA:2147:G:H2'	36:BA:2148:G:C4'	2.43	0.48
36:BA:2491:U:O2'	36:BA:2492:U:H5'	2.13	0.48
36:BA:2697:G:H2'	36:BA:2698:U:O4'	2.13	0.48
36:BA:2790:A:H2'	36:BA:2791:C:H5''	1.95	0.48
39:BD:24:ILE:O	39:BD:25:THR:O	2.32	0.48
39:BD:64:ILE:O	39:BD:64:ILE:HG23	2.12	0.48
39:BD:198:ASN:C	39:BD:198:ASN:HD22	2.17	0.48
40:BE:9:VAL:CG1	40:BE:25:VAL:HG12	2.42	0.48
41:BF:22:ALA:CB	41:BF:26:ALA:HB2	2.39	0.48
41:BF:160:ASN:ND2	41:BF:160:ASN:C	2.66	0.48
44:BI:88:ILE:CD1	44:BI:142:VAL:HG13	2.43	0.48
44:BI:91:SER:O	44:BI:92:VAL:CB	2.56	0.48
49:BQ:12:GLN:NE2	49:BQ:73:PRO:HD2	2.28	0.48
52:BT:31:SER:OG	52:BT:32:TYR:N	2.44	0.48
52:BT:91:ARG:CB	52:BT:116:ALA:HA	2.43	0.48
57:BY:29:GLU:OE2	57:BY:38:ILE:HG21	2.13	0.48
58:BZ:81:ARG:NH1	58:BZ:81:ARG:CB	2.77	0.48
1:CA:266:G:O2'	1:CA:267:C:OP2	2.26	0.48
1:CA:294:U:H2'	1:CA:295:C:C6	2.48	0.48
1:CA:408:A:H4'	4:CD:112:VAL:HG11	1.95	0.48
1:CA:503:C:H2'	1:CA:504:C:C6	2.48	0.48
1:CA:1109:C:O2'	1:CA:1110:A:H5'	2.13	0.48
1:CA:1414:U:O2	1:CA:1487:G:N2	2.45	0.48
2:CB:36:ARG:C	2:CB:38:GLY:N	2.65	0.48
2:CB:69:LEU:HB3	2:CB:162:ILE:HG22	1.96	0.48
2:CB:226:ARG:NH1	2:CB:226:ARG:CB	2.75	0.48
3:CC:64:VAL:O	3:CC:100:ALA:HB3	2.13	0.48
6:CF:11:ASN:HD22	6:CF:14:LEU:HD21	1.77	0.48
7:CG:108:ALA:O	7:CG:119:ARG:HD2	2.13	0.48
20:CT:49:ALA:HA	20:CT:92:LEU:CD2	2.43	0.48
25:CY:65:ARG:HD3	25:CY:84:TYR:CE2	2.48	0.48
28:D2:38:GLN:HA	28:D2:41:ILE:CD1	2.44	0.48
36:DA:1252:G:C2	36:DA:1253:A:C2	3.00	0.48
36:DA:1344:G:H5'	36:DA:1384:A:C6	2.49	0.48
36:DA:1472:A:O2'	36:DA:1473:G:H5'	2.13	0.48
36:DA:1952:A:C5	47:DO:22:ILE:HD12	2.48	0.48

Continued on next page...

Continued from previous page...

Atom-1	Atom-2	Interatomic distance (Å)	Clash overlap (Å)
36:DA:2087:G:C2'	36:DA:2088:G:H5'	2.43	0.48
36:DA:2464:C:HO2'	36:DA:2465:C:P	2.36	0.48
36:DA:2477:C:H6	36:DA:2477:C:C5'	2.12	0.48
36:DA:2720:U:H2'	36:DA:2720:U:O2	2.12	0.48
39:DD:18:VAL:HG12	39:DD:19:ALA:N	2.29	0.48
40:DE:59:VAL:O	40:DE:60:ASN:CG	2.52	0.48
41:DF:168:ARG:O	41:DF:170:LEU:N	2.46	0.48
42:DG:135:LEU:HD13	42:DG:155:MET:CE	2.43	0.48
44:DI:92:VAL:HG12	44:DI:120:ILE:HB	1.96	0.48
44:DI:111:PRO:HB2	44:DI:112:LYS:NZ	2.28	0.48
46:DN:61:ARG:C	46:DN:62:VAL:HG12	2.34	0.48
46:DN:62:VAL:HG22	46:DN:62:VAL:O	2.13	0.48
48:DP:24:GLY:O	48:DP:25:SER:CB	2.60	0.48
51:DS:93:LYS:O	51:DS:94:TYR:C	2.52	0.48
53:DU:52:ARG:HG2	53:DU:56:ASP:OD2	2.13	0.48
54:DV:1:MET:HA	54:DV:1:MET:CE	2.43	0.48
58:DZ:11:GLU:HB2	58:DZ:13:GLU:HG2	1.95	0.48
58:DZ:74:VAL:O	58:DZ:75:ASN:CB	2.60	0.48
58:DZ:134:PRO:O	58:DZ:135:GLU:O	2.31	0.48
1:AA:137:C:H42	1:AA:226:G:H1	1.60	0.48
1:AA:1111:A:H2'	1:AA:1112:C:C6	2.49	0.48
1:AA:1227:A:OP2	13:AM:111:LYS:HE3	2.13	0.48
1:AA:1411:C:H2'	1:AA:1412:C:C6	2.49	0.48
1:AA:1478:C:H2'	1:AA:1479:C:C6	2.47	0.48
2:AB:74:LYS:HD2	2:AB:166:ASP:HB2	1.95	0.48
2:AB:164:VAL:HG23	2:AB:186:ALA:CB	2.44	0.48
2:AB:189:ASP:OD1	2:AB:205:ASP:OD1	2.32	0.48
3:AC:19:GLU:HA	3:AC:54:ARG:NH1	2.21	0.48
7:AG:139:GLU:O	7:AG:143:ARG:HG3	2.13	0.48
9:AI:117:HIS:HD2	9:AI:123:PRO:HA	1.77	0.48
24:AX:21:A2M:O2'	24:AX:22:A:OP1	2.31	0.48
28:B2:37:PHE:HD1	28:B2:37:PHE:H	1.59	0.48
34:B8:13:ARG:HD2	48:BP:61:ARG:HD3	1.94	0.48
34:B8:15:LYS:CD	48:BP:65:ARG:HH22	2.25	0.48
35:B9:1:MET:SD	36:BA:2477:C:H2'	2.52	0.48
36:BA:670:A:H5''	48:BP:43:GLY:HA2	1.96	0.48
36:BA:1022:G:N2	36:BA:1142(A):A:C2	2.81	0.48
36:BA:1902:C:HO2'	39:BD:244:ARG:HB2	1.73	0.48
36:BA:1952:A:C5	47:BO:22:ILE:HD12	2.48	0.48
36:BA:2839:G:C5'	50:BR:46:GLY:HA2	2.43	0.48
36:BA:2853:C:H2'	36:BA:2854:G:H8	1.77	0.48

Continued on next page...

Continued from previous page...

Atom-1	Atom-2	Interatomic distance (Å)	Clash overlap (Å)
40:BE:132:HIS:CG	40:BE:135:HIS:NE2	2.81	0.48
42:BG:139:LEU:CA	42:BG:144:ILE:HG21	2.39	0.48
43:BH:104:GLU:HA	43:BH:113:VAL:O	2.14	0.48
46:BN:31:ALA:C	46:BN:33:LEU:N	2.64	0.48
48:BP:64:LYS:O	48:BP:66:GLY:N	2.41	0.48
51:BS:93:LYS:O	51:BS:94:TYR:C	2.51	0.48
52:BT:28:VAL:O	52:BT:29:ARG:HB2	2.14	0.48
53:BU:104:GLN:HB3	54:BV:44:LYS:HZ1	1.76	0.48
54:BV:62:LEU:N	54:BV:62:LEU:HD22	2.28	0.48
56:BX:35:THR:HB	56:BX:38:GLU:HB2	1.95	0.48
58:BZ:112:ARG:HD3	58:BZ:112:ARG:C	2.33	0.48
1:CA:227:G:H2'	1:CA:228:A:C8	2.49	0.48
1:CA:240:C:H2'	1:CA:241:C:H6	1.77	0.48
1:CA:512:U:H2'	1:CA:513:C:C6	2.47	0.48
1:CA:639:G:O2'	1:CA:640:A:H5'	2.14	0.48
1:CA:833:U:H2'	1:CA:834:C:C6	2.48	0.48
1:CA:987:G:H2'	1:CA:988:G:H8	1.79	0.48
1:CA:1124:G:O2'	10:CJ:38:ILE:HD12	2.14	0.48
1:CA:1368:G:H4'	14:CN:61:TRP:HZ2	1.78	0.48
1:CA:1368:G:OP2	9:CI:112:LYS:HD3	2.13	0.48
1:CA:1377:A:H2'	7:CG:7:ALA:HB2	1.95	0.48
1:CA:1378:C:H5	1:CA:1379:G:N9	2.12	0.48
1:CA:1413:A:O2'	1:CA:1414:U:H5'	2.14	0.48
3:CC:73:PRO:HD3	3:CC:105:GLU:HB2	1.96	0.48
3:CC:141:VAL:CG1	3:CC:202:ILE:HD12	2.44	0.48
4:CD:170:VAL:HG12	4:CD:174:LEU:HB2	1.96	0.48
6:CF:47:ARG:HB3	6:CF:47:ARG:CZ	2.43	0.48
10:CJ:11:PHE:O	10:CJ:68:HIS:CE1	2.66	0.48
19:CS:19:VAL:HG12	19:CS:23:ASN:ND2	2.28	0.48
25:CY:55:PHE:HD2	25:CY:67:VAL:CG1	2.27	0.48
34:D8:8:LYS:HD2	34:D8:8:LYS:N	2.29	0.48
36:DA:336:C:H4'	57:DY:7:VAL:HG21	1.95	0.48
36:DA:405:U:H3'	36:DA:406:G:C5'	2.44	0.48
36:DA:1721:G:C6	36:DA:1739:U:H5'	2.48	0.48
36:DA:2563:U:H2'	36:DA:2565:A:OP2	2.13	0.48
36:DA:2666:C:H5''	36:DA:2667:C:C5	2.46	0.48
40:DE:59:VAL:CG1	40:DE:60:ASN:N	2.77	0.48
41:DF:38:ARG:HG3	41:DF:38:ARG:HH11	1.78	0.48
42:DG:39:ILE:HD12	42:DG:40:ASN:N	2.28	0.48
43:DH:91:GLY:O	43:DH:94:TYR:HB2	2.13	0.48
43:DH:121:ILE:HD11	43:DH:140:LYS:CB	2.24	0.48

Continued on next page...

Continued from previous page...

Atom-1	Atom-2	Interatomic distance (Å)	Clash overlap (Å)
44:DI:116:LEU:HD12	44:DI:117:GLU:H	1.78	0.48
46:DN:57:ALA:N	46:DN:124:ALA:HA	2.24	0.48
48:DP:101:VAL:CB	48:DP:107:LYS:HA	2.44	0.48
51:DS:13:ARG:HA	51:DS:15:ARG:HD2	1.96	0.48
52:DT:134:GLU:O	52:DT:134:GLU:HG3	2.12	0.48
54:DV:2:PHE:CE1	54:DV:13:ARG:NH1	2.81	0.48
55:DW:90:ARG:HG3	55:DW:90:ARG:HH11	1.78	0.48
58:DZ:5:LEU:CD1	58:DZ:43:GLU:HG3	2.43	0.48
1:AA:722:A:H2'	1:AA:724:G:H8	1.77	0.48
3:AC:63:ASN:HA	3:AC:98:ASN:H	1.78	0.48
4:AD:110:PHE:CD1	4:AD:110:PHE:N	2.75	0.48
5:AE:139:LEU:C	5:AE:141:GLN:H	2.17	0.48
7:AG:99:LEU:O	7:AG:102:ARG:N	2.46	0.48
7:AG:137:LYS:O	7:AG:141:VAL:HG23	2.13	0.48
8:AH:39:LEU:O	8:AH:44:PHE:HB2	2.12	0.48
13:AM:14:ARG:HB3	13:AM:41:PRO:O	2.14	0.48
13:AM:88:ARG:HA	13:AM:98:VAL:CG1	2.43	0.48
19:AS:6:LYS:HD2	19:AS:6:LYS:N	2.28	0.48
26:B0:27:GLU:HA	26:B0:67:VAL:O	2.13	0.48
28:B2:69:ARG:O	28:B2:70:GLN:CB	2.61	0.48
28:B2:69:ARG:O	28:B2:70:GLN:HB3	2.13	0.48
30:B4:6:HIS:CE1	37:BB:43:C:OP1	2.67	0.48
30:B4:31:ILE:HD12	30:B4:31:ILE:N	2.29	0.48
34:B8:21:LYS:HZ2	36:BA:651:G:P	2.37	0.48
36:BA:364:C:H2'	36:BA:365:C:H5'	1.93	0.48
36:BA:824:A:H1'	36:BA:2358:G:N7	2.28	0.48
36:BA:833:U:H2'	36:BA:834:C:H6	1.79	0.48
36:BA:1204:A:N1	36:BA:1241:A:C2	2.80	0.48
36:BA:1902:C:H1'	39:BD:244:ARG:HG3	1.95	0.48
36:BA:2062:A:O2'	36:BA:2063:C:H5'	2.13	0.48
36:BA:2777:G:H5''	36:BA:2778:A:H5''	1.94	0.48
42:BG:96:ARG:HA	42:BG:99:MET:CE	2.43	0.48
43:BH:19:VAL:HG21	43:BH:43:VAL:O	2.14	0.48
44:BI:123:LEU:HD23	44:BI:124:GLY:N	2.28	0.48
44:BI:139:GLN:H	44:BI:139:GLN:HE21	1.61	0.48
48:BP:48:PRO:O	48:BP:50:ARG:N	2.46	0.48
48:BP:135:LEU:HD13	48:BP:135:LEU:HA	1.64	0.48
49:BQ:32:TYR:CZ	49:BQ:111:GLU:HG3	2.49	0.48
50:BR:18:LEU:HD21	50:BR:22:ARG:CZ	2.44	0.48
50:BR:84:ALA:HB3	50:BR:85:PRO:HD3	1.96	0.48
51:BS:97:ARG:HG2	51:BS:97:ARG:NH1	2.29	0.48

Continued on next page...

Continued from previous page...

Atom-1	Atom-2	Interatomic distance (Å)	Clash overlap (Å)
53:BU:96:ALA:C	53:BU:98:LEU:H	2.13	0.48
57:BY:86:ARG:NH2	57:BY:95:LYS:HE3	2.28	0.48
57:BY:86:ARG:NH1	57:BY:95:LYS:HE3	2.29	0.48
1:CA:343:U:H2'	1:CA:345:C:C5	2.48	0.48
1:CA:345:C:H3'	52:DT:41:ARG:HH22	1.76	0.48
1:CA:481:G:H1'	1:CA:483:C:N4	2.29	0.48
1:CA:538:G:O3'	12:CL:114:LYS:HE2	2.13	0.48
1:CA:777:A:H2'	1:CA:778:G:C8	2.48	0.48
1:CA:807:A:H2'	1:CA:808:C:C6	2.49	0.48
1:CA:865:A:H5'	1:CA:1078:U:O4	2.14	0.48
1:CA:954:G:H2'	1:CA:955:U:C6	2.47	0.48
1:CA:963:G:N2	10:CJ:55:LYS:HD2	2.28	0.48
1:CA:1060:C:H5''	10:CJ:51:ARG:HD2	1.96	0.48
1:CA:1072:G:H2'	1:CA:1073:U:C6	2.48	0.48
1:CA:1401:G:C2	1:CA:1402:C:H1'	2.49	0.48
1:CA:1495:U:H2'	1:CA:1496:C:C6	2.43	0.48
3:CC:93:LYS:O	3:CC:94:LEU:HB3	2.14	0.48
5:CE:10:MET:CE	5:CE:13:ILE:HD11	2.43	0.48
5:CE:72:GLN:O	5:CE:73:ASN:CB	2.61	0.48
6:CF:6:VAL:C	6:CF:7:ASN:HD22	2.16	0.48
6:CF:30:LEU:HB3	6:CF:35:ALA:CB	2.32	0.48
6:CF:67:MET:HB2	6:CF:68:PRO:CD	2.40	0.48
7:CG:15:ASP:HB3	7:CG:19:GLY:CA	2.43	0.48
11:CK:59:TYR:O	11:CK:62:GLN:HB3	2.14	0.48
12:CL:60:LEU:C	12:CL:62:SER:H	2.15	0.48
15:CO:43:LEU:HD12	15:CO:56:LEU:HD22	1.96	0.48
25:CY:9:SER:OG	25:CY:78:ALA:HA	2.14	0.48
25:CY:38:PRO:HG2	25:CY:39:PHE:CD1	2.49	0.48
25:CY:75:LEU:CD2	25:CY:76:LEU:H	2.11	0.48
25:CZ:3:LEU:CD2	25:CZ:75:LEU:HD23	2.41	0.48
27:D1:19:GLN:O	27:D1:35:THR:HG22	2.13	0.48
28:D2:13:ALA:C	28:D2:15:LYS:H	2.17	0.48
32:D6:18:ARG:CG	32:D6:19:ARG:HH11	2.25	0.48
34:D8:29:LYS:HG2	34:D8:44:LYS:HG2	1.95	0.48
36:DA:251:A:H2'	36:DA:252:G:O4'	2.13	0.48
36:DA:654(S):G:H3'	36:DA:654(T):C:C4'	2.42	0.48
36:DA:1510:G:H2'	36:DA:1511:C:H6	1.79	0.48
36:DA:2672:G:C2'	36:DA:2673:G:H5''	2.43	0.48
39:DD:211:ARG:HA	39:DD:214:TRP:CE3	2.48	0.48
42:DG:158:ALA:O	42:DG:159:VAL:CG2	2.61	0.48
44:DI:70:GLU:O	44:DI:71:ILE:HG13	2.13	0.48

Continued on next page...

Continued from previous page...

Atom-1	Atom-2	Interatomic distance (Å)	Clash overlap (Å)
46:DN:24:GLY:HA2	46:DN:27:ALA:HB3	1.95	0.48
55:DW:1:MET:HE2	55:DW:2:GLU:O	2.13	0.48
57:DY:86:ARG:HG2	57:DY:87:LYS:N	2.28	0.48
58:DZ:11:GLU:CD	58:DZ:13:GLU:HG3	2.33	0.48
58:DZ:140:ASP:C	58:DZ:142:SER:N	2.66	0.48
1:AA:16:A:N1	1:AA:919:A:H2	2.10	0.48
1:AA:223:U:O2'	1:AA:224:C:H5'	2.14	0.48
1:AA:265:G:H5'	17:AQ:64:PRO:O	2.13	0.48
1:AA:501:C:O2'	1:AA:502:G:H5'	2.13	0.48
1:AA:518:C:H2'	1:AA:530:G:C5	2.49	0.48
1:AA:668:G:O2'	15:AO:46:HIS:CD2	2.66	0.48
1:AA:922:G:N3	1:AA:1398:A:H2	2.10	0.48
1:AA:1030(D):A:H2'	1:AA:1031:G:H5'	1.96	0.48
1:AA:1188:A:H2'	1:AA:1189:C:O4'	2.13	0.48
1:AA:1378:C:C5	1:AA:1379:G:C8	3.02	0.48
2:AB:111:ARG:HA	2:AB:114:ARG:HB3	1.96	0.48
3:AC:90:GLU:HA	3:AC:93:LYS:HB2	1.96	0.48
3:AC:195:VAL:C	3:AC:196:LEU:HD22	2.34	0.48
4:AD:42:GLN:O	4:AD:42:GLN:HG3	2.13	0.48
5:AE:36:ASP:O	5:AE:37:ARG:CG	2.60	0.48
7:AG:26:PHE:HZ	7:AG:120:ILE:HG23	1.79	0.48
7:AG:148:ASN:HD22	7:AG:148:ASN:N	2.10	0.48
9:AI:78:LYS:HE3	9:AI:101:PHE:CD2	2.49	0.48
13:AM:112:GLY:C	13:AM:113:PRO:HG2	2.33	0.48
15:AO:24:SER:OG	15:AO:25:THR:N	2.45	0.48
22:AV:29:G:O2'	22:AV:30:G:H5'	2.13	0.48
23:AW:29:G:H2'	23:AW:30:G:H8	1.79	0.48
25:AZ:165:ARG:O	25:AZ:165:ARG:HG2	2.13	0.48
28:B2:12:GLU:O	28:B2:15:LYS:HG2	2.12	0.48
36:BA:65:C:H2'	36:BA:66:C:C6	2.49	0.48
36:BA:394:A:O2'	36:BA:395:U:H5'	2.13	0.48
36:BA:622:G:O2'	36:BA:623:G:H5'	2.12	0.48
36:BA:760:G:C2'	36:BA:761:A:H5'	2.42	0.48
36:BA:819:A:C4	36:BA:1189:A:C2	3.01	0.48
36:BA:1344:G:H4'	36:BA:1384:A:C5	2.48	0.48
36:BA:1570:A:H2'	36:BA:1571:A:C8	2.48	0.48
37:BB:109:C:H5'	37:BB:110:G:O5'	2.14	0.48
40:BE:161:GLY:O	40:BE:162:ALA:C	2.51	0.48
42:BG:112:PRO:C	42:BG:113:ARG:HA	2.34	0.48
46:BN:90:MET:CE	46:BN:90:MET:HA	2.44	0.48
48:BP:7:ARG:HB3	48:BP:7:ARG:CZ	2.44	0.48

Continued on next page...

Continued from previous page...

Atom-1	Atom-2	Interatomic distance (Å)	Clash overlap (Å)
48:BP:128:HIS:O	48:BP:129:ALA:HB2	2.12	0.48
49:BQ:54:MET:HB3	49:BQ:64:ILE:HD13	1.95	0.48
50:BR:29:LEU:HB3	50:BR:75:LEU:HD11	1.96	0.48
51:BS:88:ASP:CG	51:BS:89:ARG:H	2.16	0.48
57:BY:45:VAL:HA	57:BY:62:GLU:HB2	1.94	0.48
58:BZ:146:ILE:HA	58:BZ:174:VAL:HG11	1.94	0.48
1:CA:255:G:O3'	17:CQ:17:LYS:HD2	2.14	0.48
1:CA:523:A:H61	12:CL:53:ARG:NH1	2.03	0.48
1:CA:531:U:H5	25:CY:22:ARG:HH11	1.62	0.48
1:CA:995:C:O2'	1:CA:996:A:H5'	2.14	0.48
1:CA:1234:C:H2'	1:CA:1235:U:C6	2.48	0.48
1:CA:1275:A:H2'	1:CA:1276:G:C8	2.49	0.48
1:CA:1458:G:H5'	20:CT:32:ALA:HB2	1.94	0.48
2:CB:185:ILE:HB	2:CB:199:TYR:O	2.14	0.48
3:CC:90:GLU:HA	3:CC:93:LYS:HB2	1.95	0.48
3:CC:206:GLU:O	3:CC:208:ILE:N	2.46	0.48
4:CD:109:GLY:O	4:CD:111:ALA:N	2.47	0.48
18:CR:37:VAL:O	18:CR:41:LYS:HB2	2.14	0.48
19:CS:16:LEU:HD23	19:CS:20:LEU:HD11	1.95	0.48
20:CT:43:LEU:HD13	20:CT:51:GLU:HG3	1.96	0.48
23:CV:20:U:H2'	23:CV:21:A:O4'	2.14	0.48
23:CW:2:G:C2	23:CW:72:A:C2	3.02	0.48
25:CZ:34:THR:HG21	25:CZ:75:LEU:CD1	2.43	0.48
27:D1:7:ILE:CD1	27:D1:70:VAL:HG22	2.44	0.48
28:D2:13:ALA:O	28:D2:15:LYS:N	2.47	0.48
36:DA:152:G:O2'	36:DA:153:C:H5'	2.13	0.48
36:DA:534:U:O2'	53:DU:49:HIS:CD2	2.66	0.48
36:DA:1204:A:N1	36:DA:1241:A:C2	2.80	0.48
36:DA:1259:G:O2'	36:DA:1260:G:H5'	2.14	0.48
36:DA:1813:G:H1'	39:DD:50:THR:HG1	1.78	0.48
38:DC:182:PRO:CB	38:DC:185:LYS:HD2	2.42	0.48
39:DD:10:THR:O	39:DD:13:ARG:HB3	2.14	0.48
41:DF:72:ARG:HH11	41:DF:72:ARG:HA	1.79	0.48
43:DH:9:ILE:HD11	43:DH:76:VAL:HG21	1.96	0.48
44:DI:113:ARG:HH22	44:DI:131:LYS:CG	2.24	0.48
48:DP:81:GLN:CG	48:DP:106:LEU:HA	2.42	0.48
52:DT:28:VAL:CG1	52:DT:46:GLU:HA	2.43	0.48
53:DU:27:LEU:HD22	53:DU:31:SER:HB2	1.95	0.48
54:DV:19:LYS:HB3	54:DV:94:LEU:O	2.13	0.48
58:DZ:19:ARG:HG3	58:DZ:25:PRO:CD	2.44	0.48
58:DZ:103:ARG:HB2	58:DZ:103:ARG:NH1	2.28	0.48

Continued on next page...

Continued from previous page...

Atom-1	Atom-2	Interatomic distance (Å)	Clash overlap (Å)
1:AA:59:A:H5'	1:AA:60:A:C5'	2.44	0.48
1:AA:73:G:C6	1:AA:97:G:C6	3.01	0.48
1:AA:240:C:H2'	1:AA:241:C:H6	1.79	0.48
1:AA:660:G:H2'	1:AA:661:G:C8	2.49	0.48
1:AA:1249:C:H5'	1:AA:1249:C:C6	2.45	0.48
1:AA:1301:U:H3'	1:AA:1302:U:H5''	1.94	0.48
4:AD:199:ASN:OD1	4:AD:201:GLN:HB2	2.14	0.48
7:AG:87:VAL:HG13	7:AG:88:PRO:HD2	1.94	0.48
21:AU:5:ASP:HB3	21:AU:8:THR:CG2	2.44	0.48
22:AV:3:C:H2'	22:AV:4:G:H5'	1.95	0.48
23:AW:62:C:H2'	23:AW:63:G:C8	2.48	0.48
25:AZ:105:TRP:HB3	25:AZ:109:SER:O	2.14	0.48
26:B0:36:ILE:HD12	26:B0:38:VAL:H	1.79	0.48
26:B0:60:PHE:H	26:B0:60:PHE:HD1	1.57	0.48
32:B6:8:LYS:O	32:B6:9:LEU:O	2.30	0.48
34:B8:51:ALA:C	34:B8:53:PRO:HD2	2.34	0.48
36:BA:674:G:H1'	41:BF:74:ARG:HD3	1.96	0.48
36:BA:909:A:H2'	36:BA:912:C:C5	2.49	0.48
36:BA:1047:G:N2	36:BA:1111:A:H62	2.09	0.48
36:BA:1434:A:H2'	36:BA:1435:G:C8	2.49	0.48
36:BA:1652:A:H2'	36:BA:1653:G:H5'	1.94	0.48
36:BA:2466:C:O2'	36:BA:2467:C:H5'	2.14	0.48
36:BA:2657:A:H2	36:BA:2664:G:H21	1.60	0.48
37:BB:105:A:H4'	58:BZ:89:PHE:CE1	2.49	0.48
38:BC:53:ARG:HD3	38:BC:53:ARG:H	1.78	0.48
43:BH:56:SER:HB2	43:BH:58:GLU:HG3	1.96	0.48
44:BI:94:ALA:O	44:BI:99:GLU:N	2.47	0.48
44:BI:104:GLN:O	44:BI:105:HIS:HB3	2.14	0.48
44:BI:111:PRO:CB	44:BI:112:LYS:HD2	2.43	0.48
46:BN:55:VAL:HG22	46:BN:126:PRO:CA	2.40	0.48
50:BR:63:ARG:O	50:BR:67:LEU:HB2	2.13	0.48
51:BS:17:ARG:O	51:BS:20:ARG:CG	2.61	0.48
51:BS:81:GLY:O	51:BS:82:ILE:C	2.50	0.48
53:BU:33:ARG:O	53:BU:36:ARG:N	2.47	0.48
1:CA:59:A:H5'	1:CA:60:A:H5''	1.95	0.48
1:CA:59:A:H1'	1:CA:354:G:N2	2.29	0.48
1:CA:248:C:O2'	1:CA:249:U:H5'	2.13	0.48
1:CA:316:G:OP2	1:CA:351:G:O2'	2.31	0.48
1:CA:522:C:O2'	1:CA:523:A:H5'	2.14	0.48
1:CA:818:G:H3'	1:CA:819:A:C5'	2.44	0.48
1:CA:955:U:O2'	1:CA:956:U:H5'	2.13	0.48

Continued on next page...

Continued from previous page...

Atom-1	Atom-2	Interatomic distance (Å)	Clash overlap (Å)
1:CA:1300:G:O2'	1:CA:1301:U:P	2.71	0.48
1:CA:1392:G:O2'	1:CA:1393:U:H5'	2.14	0.48
2:CB:58:ILE:CG2	2:CB:222:ILE:HD11	2.44	0.48
3:CC:84:ILE:HD11	3:CC:101:LEU:HD22	1.96	0.48
4:CD:146:ILE:HD13	4:CD:146:ILE:N	2.27	0.48
5:CE:111:GLU:C	5:CE:113:ALA:H	2.17	0.48
7:CG:26:PHE:HZ	7:CG:120:ILE:HG23	1.79	0.48
10:CJ:3:LYS:N	10:CJ:74:ILE:O	2.47	0.48
11:CK:124:LYS:C	11:CK:125:PHE:CD1	2.84	0.48
13:CM:7:VAL:HG11	42:DG:139:LEU:CD2	2.43	0.48
14:CN:37:PHE:HZ	14:CN:56:VAL:HG21	1.78	0.48
20:CT:73:HIS:O	20:CT:74:LYS:C	2.51	0.48
23:CV:37:A:H3'	23:CV:38:A:C8	2.44	0.48
23:CW:55:U:O2'	23:CW:57:A:N7	2.40	0.48
23:CW:59:A:H2'	23:CW:60:U:H5'	1.95	0.48
27:D1:45:ASN:ND2	27:D1:47:GLN:NE2	2.62	0.48
32:D6:27:LYS:HB3	32:D6:30:THR:HG22	1.96	0.48
34:D8:14:VAL:HG22	34:D8:22:VAL:HG12	1.93	0.48
36:DA:59:U:H3	36:DA:68:G:H1	1.62	0.48
36:DA:221:A:O2'	36:DA:222:A:OP2	2.31	0.48
36:DA:573:G:O2'	36:DA:574:C:H3'	2.14	0.48
36:DA:622:G:O2'	36:DA:623:G:H5'	2.13	0.48
36:DA:1191:G:OP1	48:DP:35:HIS:CE1	2.67	0.48
36:DA:1614:A:H62	55:DW:93:ALA:CB	2.22	0.48
36:DA:1689:A:H62	36:DA:1698:A:H2	1.59	0.48
36:DA:1827:C:H2'	36:DA:1828:G:H5'	1.94	0.48
36:DA:2776:A:H4'	36:DA:2777:G:C5'	2.43	0.48
39:DD:118:VAL:CG2	39:DD:119:ALA:N	2.76	0.48
40:DE:14:ILE:HD11	40:DE:173:VAL:HG11	1.96	0.48
42:DG:40:ASN:CG	42:DG:41:GLN:H	2.03	0.48
42:DG:118:ARG:O	42:DG:180:PHE:O	2.31	0.48
48:DP:119:GLU:HA	48:DP:119:GLU:OE1	2.14	0.48
51:DS:85:VAL:HG22	51:DS:106:ARG:HB2	1.95	0.48
52:DT:19:LEU:HD22	52:DT:85:LYS:HG3	1.95	0.48
53:DU:108:GLU:CG	54:DV:44:LYS:HD3	2.36	0.48
56:DX:39:ILE:O	56:DX:40:LYS:C	2.52	0.48
1:AA:61:G:H2'	1:AA:62:U:O4'	2.13	0.48
1:AA:490:G:H2'	1:AA:491:G:C8	2.46	0.48
1:AA:522:C:H41	12:AL:53:ARG:NH2	2.12	0.48
1:AA:824:C:H4'	8:AH:1:MET:H1	1.77	0.48
1:AA:1303:C:H2'	1:AA:1304:G:H5'	1.96	0.48

Continued on next page...

Continued from previous page...

Atom-1	Atom-2	Interatomic distance (Å)	Clash overlap (Å)
2:AB:119:GLU:C	2:AB:121:LEU:H	2.17	0.48
3:AC:153:VAL:CG1	3:AC:154:SER:N	2.76	0.48
5:AE:144:THR:C	5:AE:146:ALA:N	2.67	0.48
8:AH:120:THR:HG23	8:AH:123:GLU:OE1	2.14	0.48
10:AJ:81:THR:CG2	10:AJ:85:LEU:HD12	2.43	0.48
10:AJ:90:LEU:N	10:AJ:91:PRO:HD3	2.19	0.48
16:AP:4:ILE:HB	16:AP:66:PRO:HB3	1.94	0.48
24:AX:14:A:H2'	24:AX:15:A:C5'	2.43	0.48
26:B0:9:SER:OG	26:B0:10:THR:N	2.42	0.48
28:B2:46:GLN:HG2	28:B2:49:LYS:HZ2	1.78	0.48
34:B8:33:ASN:HA	34:B8:36:LYS:HG3	1.96	0.48
36:BA:848:G:H5'	36:BA:848:G:H8	1.79	0.48
36:BA:1009:A:C5'	53:BU:59:ARG:HD3	2.44	0.48
36:BA:2850:A:H2'	36:BA:2851:A:O4'	2.14	0.48
40:BE:19:ARG:HB2	40:BE:19:ARG:HH11	1.77	0.48
44:BI:14:ASP:HB2	44:BI:17:GLN:OE1	2.14	0.48
44:BI:82:ARG:HA	44:BI:145:VAL:CG1	2.40	0.48
44:BI:123:LEU:CD1	44:BI:144:VAL:HG13	2.43	0.48
44:BI:129:THR:HG22	44:BI:135:GLU:HG3	1.96	0.48
48:BP:47:ASP:OD2	48:BP:50:ARG:NH1	2.47	0.48
48:BP:115:LEU:HA	48:BP:134:ALA:CB	2.43	0.48
50:BR:65:LEU:HD12	50:BR:65:LEU:HA	1.59	0.48
52:BT:121:ILE:O	52:BT:124:ASP:N	2.37	0.48
53:BU:112:ARG:NH2	54:BV:46:VAL:HG11	2.28	0.48
54:BV:75:PHE:C	54:BV:75:PHE:CD1	2.87	0.48
55:BW:29:LEU:HD21	55:BW:33:ARG:HH21	1.79	0.48
57:BY:15:VAL:O	57:BY:22:GLY:N	2.47	0.48
58:BZ:14:LYS:O	58:BZ:17:ALA:HB3	2.13	0.48
1:CA:299:G:H2'	1:CA:300:A:C8	2.49	0.48
1:CA:658:G:C1'	15:CO:22:THR:HB	2.43	0.48
1:CA:1318:A:C1'	19:CS:37:ARG:HH21	2.26	0.48
1:CA:1351:U:O4	9:CI:118:LYS:HE3	2.14	0.48
3:CC:134:ILE:HG23	3:CC:151:VAL:CB	2.43	0.48
4:CD:61:LYS:CE	4:CD:62:GLN:HE21	2.25	0.48
5:CE:57:LYS:HE2	5:CE:61:TYR:CE2	2.47	0.48
7:CG:99:LEU:O	7:CG:102:ARG:N	2.47	0.48
9:CI:33:PHE:C	9:CI:35:GLU:H	2.16	0.48
13:CM:40:ASN:ND2	13:CM:43:THR:HG23	2.21	0.48
14:CN:13:THR:N	14:CN:14:PRO:CD	2.77	0.48
15:CO:48:LYS:HE2	15:CO:48:LYS:CA	2.38	0.48
20:CT:24:LEU:HD13	20:CT:24:LEU:C	2.34	0.48

Continued on next page...

Continued from previous page...

Atom-1	Atom-2	Interatomic distance (Å)	Clash overlap (Å)
35:D9:1:MET:SD	36:DA:2477:C:H2'	2.54	0.48
36:DA:564:C:O2'	36:DA:565:C:H5'	2.14	0.48
36:DA:654(S):G:H3'	36:DA:654(T):C:H5''	1.94	0.48
36:DA:942:G:H5''	48:DP:36:LYS:H	1.79	0.48
36:DA:1047:G:C8	36:DA:1110:G:C6	3.02	0.48
36:DA:1666:G:O2'	36:DA:1667:G:H5'	2.14	0.48
36:DA:1845:G:C2'	36:DA:1846:G:C5'	2.74	0.48
36:DA:2679:A:H4'	40:DE:165:VAL:HG11	1.96	0.48
36:DA:2861:G:C2'	36:DA:2862:G:H5'	2.43	0.48
37:DB:65:C:H2'	37:DB:66:A:H5'	1.96	0.48
41:DF:28:ILE:H	41:DF:28:ILE:CD1	2.23	0.48
48:DP:48:PRO:O	48:DP:49:ARG:C	2.52	0.48
55:DW:75:TYR:HD1	55:DW:75:TYR:O	1.97	0.48
58:DZ:10:ARG:HB2	58:DZ:37:VAL:O	2.14	0.48
1:AA:538:G:O3'	12:AL:114:LYS:HE2	2.13	0.48
1:AA:818:G:H3'	1:AA:819:A:C5'	2.44	0.48
1:AA:930:C:C2'	1:AA:931:C:H5'	2.44	0.48
1:AA:955:U:O2'	1:AA:956:U:H5'	2.14	0.48
1:AA:1228:C:OP1	13:AM:115:LYS:HE3	2.14	0.48
1:AA:1491:G:H3'	1:AA:1492:A:H5''	1.95	0.48
2:AB:67:THR:HG21	2:AB:155:LEU:CD2	2.41	0.48
3:AC:8:ILE:C	3:AC:10:PHE:N	2.67	0.48
3:AC:16:ARG:NH1	3:AC:16:ARG:CB	2.76	0.48
3:AC:130:VAL:CG1	3:AC:153:VAL:HG21	2.44	0.48
5:AE:10:MET:HB3	5:AE:32:VAL:HG22	1.96	0.48
7:AG:15:ASP:HB2	7:AG:20:ASP:H	1.78	0.48
9:AI:120:ARG:O	9:AI:122:ALA:N	2.46	0.48
16:AP:14:ASN:N	16:AP:15:PRO:HD3	2.29	0.48
17:AQ:7:THR:CG2	17:AQ:58:GLU:HG2	2.34	0.48
17:AQ:10:VAL:HG23	17:AQ:55:ASP:O	2.14	0.48
18:AR:31:LEU:HD23	18:AR:31:LEU:H	1.77	0.48
22:AV:39:C:H2'	22:AV:40:C:H6	1.78	0.48
36:BA:195:A:C8	36:BA:197:A:OP1	2.67	0.48
36:BA:438:G:O2'	36:BA:440:G:H5'	2.14	0.48
36:BA:847:U:OP2	36:BA:928:G:O6	2.32	0.48
36:BA:1568:G:OP2	39:BD:63:ARG:NH2	2.47	0.48
36:BA:1579:A:H8	36:BA:1579:A:H5'	1.79	0.48
36:BA:1817:G:H2'	36:BA:1818:U:H5'	1.95	0.48
36:BA:2360:A:O2'	36:BA:2361:A:P	2.72	0.48
36:BA:2681:C:H5	36:BA:2725:A:N6	2.04	0.48
36:BA:2840:C:H5''	50:BR:53:HIS:CD2	2.48	0.48

Continued on next page...

Continued from previous page...

Atom-1	Atom-2	Interatomic distance (Å)	Clash overlap (Å)
37:BB:106:G:H2'	37:BB:107:G:H8	1.78	0.48
38:BC:23:ILE:HG23	38:BC:190:ILE:HG21	1.95	0.48
39:BD:18:VAL:CG1	39:BD:19:ALA:N	2.77	0.48
39:BD:27:THR:CG2	39:BD:83:GLU:HB3	2.43	0.48
40:BE:16:ARG:O	40:BE:17:ASP:HB2	2.14	0.48
41:BF:119:ARG:HG2	41:BF:119:ARG:HH11	1.78	0.48
41:BF:165:ARG:CB	41:BF:165:ARG:NH1	2.77	0.48
46:BN:7:LYS:O	46:BN:9:VAL:HG23	2.14	0.48
50:BR:2:ARG:HG2	50:BR:5:LYS:HZ1	1.79	0.48
52:BT:58:ASN:N	52:BT:58:ASN:ND2	2.62	0.48
57:BY:90:LEU:HG	57:BY:91:GLU:H	1.78	0.48
58:BZ:151:HIS:O	58:BZ:152:ALA:O	2.31	0.48
1:CA:253:U:H2'	1:CA:254:G:H8	1.79	0.48
1:CA:540:G:H2'	1:CA:541:G:O4'	2.13	0.48
1:CA:725:G:O2'	1:CA:726:C:H5'	2.13	0.48
1:CA:1172:C:H2'	1:CA:1173:G:C8	2.46	0.48
1:CA:1491:G:H5''	1:CA:1492:A:H5'	1.94	0.48
2:CB:189:ASP:OD1	2:CB:205:ASP:OD1	2.32	0.48
4:CD:18:LYS:O	4:CD:19:LEU:HD12	2.13	0.48
6:CF:1:MET:HE1	6:CF:66:GLU:HG2	1.95	0.48
6:CF:52:ILE:O	6:CF:53:ALA:HB3	2.13	0.48
7:CG:62:PHE:CD1	7:CG:124:LEU:HD11	2.31	0.48
7:CG:87:VAL:HG13	7:CG:88:PRO:HD2	1.96	0.48
9:CI:78:LYS:HE3	9:CI:101:PHE:CD2	2.49	0.48
17:CQ:99:SER:O	17:CQ:100:LYS:HG3	2.13	0.48
23:CW:28:C:H2'	23:CW:29:G:H8	1.79	0.48
25:CY:60:ILE:CG2	25:CY:61:THR:N	2.61	0.48
25:CZ:73:ASP:O	25:CZ:74:SER:HB3	2.14	0.48
27:D1:62:VAL:CG2	27:D1:63:ALA:N	2.76	0.48
28:D2:2:LYS:HA	28:D2:5:GLU:CG	2.43	0.48
36:DA:412:A:N7	36:DA:2411:A:H2	2.12	0.48
36:DA:464:U:H2'	36:DA:465:G:O4'	2.14	0.48
36:DA:637:A:C8	48:DP:117:GLU:HG3	2.41	0.48
36:DA:1332:G:N2	36:DA:1610:A:C8	2.80	0.48
36:DA:2012:G:O3'	55:DW:96:ILE:HG13	2.13	0.48
36:DA:2184:G:H2'	36:DA:2185:C:C6	2.49	0.48
36:DA:2642:G:O2'	36:DA:2643:G:H5'	2.13	0.48
37:DB:62:C:C2	37:DB:63:G:C8	3.02	0.48
37:DB:118:G:C2	37:DB:119:G:N7	2.82	0.48
39:DD:73:VAL:HG13	39:DD:120:GLY:HA2	1.96	0.48
39:DD:133:LEU:HG	39:DD:189:CYS:O	2.14	0.48

Continued on next page...

Continued from previous page...

Atom-1	Atom-2	Interatomic distance (Å)	Clash overlap (Å)
39:DD:172:TYR:HD1	39:DD:185:VAL:O	1.97	0.48
40:DE:24:THR:O	40:DE:184:VAL:HG23	2.13	0.48
43:DH:67:LEU:O	43:DH:71:LEU:HB2	2.12	0.48
44:DI:71:ILE:O	44:DI:75:LEU:HD13	2.14	0.48
46:DN:55:VAL:HG22	46:DN:126:PRO:CA	2.43	0.48
50:DR:2:ARG:HD2	50:DR:2:ARG:O	2.13	0.48
50:DR:9:LYS:O	50:DR:10:LEU:HG	2.14	0.48
50:DR:29:LEU:HB3	50:DR:75:LEU:HD11	1.95	0.48
52:DT:16:ARG:NH1	52:DT:19:LEU:HD21	2.29	0.48
57:DY:84:ARG:NE	57:DY:97:ARG:NE	2.52	0.48
58:DZ:26:GLY:HA2	58:DZ:85:HIS:CD2	2.49	0.48
58:DZ:98:MET:HE2	58:DZ:100:VAL:HG22	1.96	0.48
1:AA:255:G:O3'	17:AQ:17:LYS:HD2	2.14	0.47
1:AA:349:A:C2'	1:AA:350:G:H5'	2.43	0.47
1:AA:448:A:H2'	1:AA:449:C:C6	2.49	0.47
1:AA:717:C:H4'	11:AK:117:ASN:OD1	2.13	0.47
1:AA:859:A:O2'	1:AA:860:A:H5'	2.14	0.47
1:AA:948:C:O2'	1:AA:949:A:H5'	2.14	0.47
1:AA:985:C:H2'	1:AA:986:A:C8	2.48	0.47
1:AA:987:G:H2'	1:AA:988:G:H8	1.78	0.47
1:AA:1466:C:H2'	1:AA:1467:G:O4'	2.14	0.47
1:AA:1501:C:H3'	1:AA:1502:A:H5''	1.96	0.47
2:AB:121:LEU:HB3	2:AB:127:ILE:CD1	2.26	0.47
2:AB:142:LEU:HD23	2:AB:142:LEU:C	2.34	0.47
5:AE:144:THR:OG1	5:AE:146:ALA:HB3	2.14	0.47
10:AJ:79:ARG:N	10:AJ:79:ARG:HH11	2.12	0.47
15:AO:12:ILE:HG12	15:AO:31:LEU:HD21	1.96	0.47
19:AS:16:LEU:HB3	19:AS:20:LEU:CG	2.42	0.47
22:AV:35:A:O2'	22:AV:36:U:H5'	2.14	0.47
24:AX:15:A:C2'	24:AX:16:A:OP2	2.62	0.47
28:B2:54:LYS:NZ	36:BA:61:G:OP2	2.47	0.47
35:B9:22:ARG:NH1	36:BA:2741:A:H5''	2.29	0.47
36:BA:253:C:H2'	36:BA:254:G:O4'	2.14	0.47
36:BA:1049:C:H41	36:BA:1111:A:H2	1.55	0.47
36:BA:1297:C:H2'	36:BA:1298:C:H6	1.80	0.47
36:BA:1963:U:C2'	36:BA:1963:U:O2	2.61	0.47
36:BA:1988:C:H2'	36:BA:1989:G:H8	1.78	0.47
36:BA:2161:C:O2'	36:BA:2162:G:H5'	2.14	0.47
36:BA:2769:C:H2'	36:BA:2770:G:H8	1.78	0.47
39:BD:108:PRO:HG2	39:BD:111:LEU:HD23	1.96	0.47
40:BE:14:ILE:HD11	40:BE:173:VAL:HG11	1.96	0.47

Continued on next page...

Continued from previous page...

Atom-1	Atom-2	Interatomic distance (Å)	Clash overlap (Å)
40:BE:59:VAL:O	40:BE:62:PRO:HD2	2.14	0.47
40:BE:141:ILE:O	40:BE:141:ILE:HG13	2.14	0.47
41:BF:18:ARG:C	41:BF:19:GLU:HG2	2.34	0.47
42:BG:58:GLN:O	42:BG:61:ALA:HB3	2.14	0.47
46:BN:17:ASP:OD1	46:BN:19:GLU:HB3	2.14	0.47
46:BN:99:LEU:O	46:BN:103:VAL:HG23	2.14	0.47
47:BO:97:ARG:HG3	47:BO:97:ARG:NH1	2.27	0.47
48:BP:32:THR:O	48:BP:33:ARG:CB	2.61	0.47
48:BP:101:VAL:HG12	48:BP:106:LEU:HG	1.96	0.47
48:BP:112:LEU:HD13	48:BP:112:LEU:C	2.34	0.47
49:BQ:8:LYS:HE2	49:BQ:9:TYR:HE1	1.78	0.47
49:BQ:67:ARG:HH11	49:BQ:67:ARG:HG2	1.79	0.47
51:BS:17:ARG:HA	51:BS:20:ARG:HH11	1.79	0.47
54:BV:29:PRO:O	54:BV:61:VAL:O	2.32	0.47
1:CA:73:G:C6	1:CA:97:G:C6	3.02	0.47
1:CA:660:G:H2'	1:CA:661:G:C8	2.49	0.47
1:CA:660:G:H2'	1:CA:661:G:H8	1.79	0.47
1:CA:959:A:C2'	1:CA:960:U:H4'	2.44	0.47
1:CA:1010:G:H2'	1:CA:1011:G:H8	1.77	0.47
1:CA:1246:C:H2'	1:CA:1247:U:H6	1.79	0.47
2:CB:74:LYS:HE3	2:CB:205:ASP:OD2	2.13	0.47
5:CE:126:ARG:HH11	5:CE:126:ARG:HG3	1.79	0.47
7:CG:15:ASP:HB2	7:CG:20:ASP:H	1.78	0.47
7:CG:150:ALA:HA	11:CK:59:TYR:CD2	2.48	0.47
9:CI:120:ARG:O	9:CI:122:ALA:N	2.47	0.47
10:CJ:65:LEU:HD13	14:CN:56:VAL:CG2	2.44	0.47
19:CS:36:ARG:O	19:CS:70:LYS:HB3	2.14	0.47
31:D5:51:TYR:CG	31:D5:52:TYR:N	2.82	0.47
31:D5:53:ALA:HB3	31:D5:55:ARG:CZ	2.44	0.47
36:DA:359:A:H2'	36:DA:360:G:O4'	2.14	0.47
36:DA:545:C:H2'	36:DA:547:A:H5''	1.96	0.47
36:DA:587:C:C3'	48:DP:33:ARG:NH2	2.76	0.47
36:DA:860:U:O2	36:DA:860:U:O4'	2.31	0.47
36:DA:2502:G:H5''	36:DA:2503:A:C5'	2.40	0.47
39:DD:142:VAL:HG22	39:DD:143:HIS:N	2.29	0.47
41:DF:132:VAL:O	41:DF:133:ASN:C	2.52	0.47
52:DT:112:ARG:HH11	52:DT:112:ARG:CB	2.27	0.47
58:DZ:51:ALA:O	58:DZ:52:SER:HB2	2.14	0.47
1:AA:59:A:H1'	1:AA:354:G:N2	2.29	0.47
1:AA:198:G:H2'	1:AA:199:G:H8	1.79	0.47
1:AA:591:U:H2'	1:AA:592:G:C8	2.49	0.47

Continued on next page...

Continued from previous page...

Atom-1	Atom-2	Interatomic distance (Å)	Clash overlap (Å)
1:AA:625:G:O2'	1:AA:626:U:H5'	2.14	0.47
1:AA:1378:C:H5	1:AA:1379:G:C4	2.32	0.47
1:AA:1432:G:OP1	52:BT:108:ARG:HB3	2.14	0.47
3:AC:167:TRP:O	3:AC:168:ALA:CB	2.61	0.47
7:AG:73:MET:HA	7:AG:91:VAL:HG23	1.95	0.47
9:AI:103:THR:HG22	9:AI:104:ARG:N	2.29	0.47
12:AL:75:HIS:CD2	12:AL:77:LEU:H	2.31	0.47
14:AN:4:LYS:C	14:AN:6:LEU:H	2.17	0.47
18:AR:36:ASN:HB3	18:AR:39:VAL:HG21	1.95	0.47
22:AV:37:A:C6	24:AX:16:A:N6	2.82	0.47
30:B4:26:SER:CB	42:BG:143:GLU:OE2	2.62	0.47
30:B4:28:LYS:NZ	30:B4:29:PRO:HD2	2.26	0.47
32:B6:42:TRP:HA	32:B6:42:TRP:CE3	2.49	0.47
36:BA:221:A:N6	36:BA:265:A:H8	2.11	0.47
36:BA:860:U:O2	36:BA:860:U:O4'	2.31	0.47
36:BA:946:G:H2'	36:BA:947:G:C8	2.48	0.47
36:BA:1221(A):C:O2'	36:BA:1222:C:H5'	2.14	0.47
36:BA:1804:C:H6	36:BA:1804:C:O5'	1.96	0.47
39:BD:57:GLY:O	39:BD:58:HIS:O	2.33	0.47
40:BE:12:THR:O	40:BE:23:VAL:HG22	2.14	0.47
49:BQ:134:ARG:HA	49:BQ:137:TYR:CE2	2.49	0.47
52:BT:16:ARG:NH1	52:BT:19:LEU:HD21	2.28	0.47
53:BU:115:ALA:C	53:BU:117:GLN:N	2.66	0.47
55:BW:10:VAL:HG12	55:BW:12:ILE:HG22	1.97	0.47
57:BY:36:ALA:HA	57:BY:69:ALA:N	2.29	0.47
1:CA:1188:A:H2'	1:CA:1189:C:O4'	2.15	0.47
1:CA:1381:U:H5	1:CA:1382:C:C4	2.32	0.47
1:CA:1409:C:H2'	1:CA:1410:G:C8	2.49	0.47
1:CA:1456:G:C2'	1:CA:1457:G:H5'	2.44	0.47
3:CC:35:GLU:HG2	3:CC:39:ILE:HD11	1.95	0.47
4:CD:101:LEU:HD23	4:CD:121:VAL:HG11	1.97	0.47
4:CD:150:GLU:CG	4:CD:151:LYS:H	2.27	0.47
7:CG:73:MET:HA	7:CG:91:VAL:HG23	1.96	0.47
10:CJ:5:ARG:HB3	10:CJ:99:LYS:O	2.14	0.47
10:CJ:34:VAL:HG12	10:CJ:35:SER:N	2.23	0.47
10:CJ:56:HIS:O	10:CJ:58:ASP:N	2.47	0.47
13:CM:27:LYS:HE3	13:CM:31:LYS:HE3	1.94	0.47
14:CN:4:LYS:C	14:CN:6:LEU:H	2.17	0.47
20:CT:13:LEU:HD12	20:CT:13:LEU:N	2.30	0.47
25:CZ:48:LEU:HD13	25:CZ:52:LEU:HG	1.97	0.47
26:D0:5:LYS:HB3	26:D0:5:LYS:NZ	2.29	0.47

Continued on next page...

Continued from previous page...

Atom-1	Atom-2	Interatomic distance (Å)	Clash overlap (Å)
28:D2:2:LYS:CA	28:D2:5:GLU:HG2	2.43	0.47
28:D2:8:LYS:O	28:D2:9:GLN:C	2.52	0.47
32:D6:19:ARG:HD2	32:D6:19:ARG:N	2.28	0.47
36:DA:113:G:H5'	36:DA:114:U:OP1	2.15	0.47
36:DA:253:C:H2'	36:DA:254:G:O4'	2.13	0.47
36:DA:614:U:O4'	36:DA:614:U:O2	2.32	0.47
36:DA:847:U:OP2	36:DA:928:G:O6	2.32	0.47
36:DA:909:A:H2'	36:DA:912:C:C5	2.49	0.47
36:DA:1215:G:C2'	36:DA:1216:G:H5'	2.44	0.47
36:DA:1482:G:N2	36:DA:1507:A:H1'	2.28	0.47
36:DA:2746:U:H2'	36:DA:2747:G:H5'	1.95	0.47
37:DB:35:U:O2'	37:DB:36:C:H5'	2.13	0.47
37:DB:106:G:H2'	37:DB:107:G:H8	1.80	0.47
40:DE:52:LEU:HD12	40:DE:52:LEU:HA	1.76	0.47
41:DF:104:LYS:O	41:DF:108:LYS:HB2	2.14	0.47
41:DF:148:LEU:HD23	41:DF:191:ARG:HH11	1.79	0.47
46:DN:134:ARG:O	46:DN:135:PRO:C	2.53	0.47
47:DO:107:ARG:NH2	52:DT:35:LYS:HD2	2.29	0.47
49:DQ:8:LYS:HE2	49:DQ:9:TYR:HE1	1.78	0.47
49:DQ:109:VAL:CG1	49:DQ:113:GLN:OE1	2.62	0.47
52:DT:28:VAL:O	52:DT:29:ARG:HB2	2.14	0.47
54:DV:1:MET:HB3	54:DV:2:PHE:H	1.50	0.47
56:DX:3:THR:O	56:DX:4:ALA:HB3	2.14	0.47
57:DY:26:LYS:HG2	57:DY:27:VAL:N	2.18	0.47
57:DY:28:LYS:CB	57:DY:37:VAL:HB	2.43	0.47
58:DZ:132:ASN:C	58:DZ:134:PRO:CD	2.82	0.47
1:AA:607:A:H2'	1:AA:608:A:H8	1.79	0.47
1:AA:637:G:O2'	1:AA:638:G:H5'	2.14	0.47
1:AA:658:G:C1'	15:AO:22:THR:HB	2.44	0.47
1:AA:1124:G:O2'	10:AJ:38:ILE:HD12	2.14	0.47
1:AA:1300:G:O2'	1:AA:1301:U:P	2.72	0.47
2:AB:9:GLU:O	2:AB:10:LEU:C	2.52	0.47
2:AB:75:LYS:O	2:AB:77:ALA:N	2.46	0.47
3:AC:127:ARG:HH11	3:AC:127:ARG:HG2	1.79	0.47
4:AD:61:LYS:HG3	4:AD:203:VAL:HG13	1.95	0.47
6:AF:47:ARG:CZ	6:AF:47:ARG:HB3	2.44	0.47
7:AG:27:ILE:HG21	7:AG:40:ALA:HA	1.96	0.47
8:AH:111:ILE:HD12	8:AH:135:CYS:SG	2.54	0.47
9:AI:5:TYR:HA	9:AI:17:VAL:O	2.14	0.47
13:AM:65:LYS:O	13:AM:66:LEU:N	2.47	0.47
24:AX:21:A2M:CM'	24:AX:22:A:P	3.01	0.47

Continued on next page...

Continued from previous page...

Atom-1	Atom-2	Interatomic distance (Å)	Clash overlap (Å)
25:AY:38:PRO:HG2	25:AY:39:PHE:CD1	2.49	0.47
35:B9:14:CYS:SG	35:B9:27:CYS:SG	3.12	0.47
36:BA:191:A:H2'	36:BA:192:C:C6	2.49	0.47
36:BA:464:U:H2'	36:BA:465:G:O4'	2.14	0.47
36:BA:1187:G:H8	36:BA:1187:G:O5'	1.98	0.47
36:BA:1567:A:H2'	39:BD:84:TYR:CE2	2.49	0.47
36:BA:2158:A:H4'	36:BA:2159:G:C5'	2.35	0.47
36:BA:2261:C:O2'	36:BA:2262:U:H5'	2.14	0.47
36:BA:2555:U:C2'	36:BA:2556:C:H5'	2.43	0.47
42:BG:35:GLU:C	42:BG:36:LYS:HG3	2.33	0.47
43:BH:159:GLU:CG	43:BH:160:LYS:H	2.26	0.47
44:BI:62:LYS:HD2	44:BI:133:HIS:CD2	2.43	0.47
45:BJ:13:UNK:O	45:BJ:61:UNK:O	2.32	0.47
45:BJ:110:UNK:O	45:BJ:111:UNK:CB	2.62	0.47
52:BT:3:ARG:CB	52:BT:6:LEU:HB2	2.43	0.47
52:BT:19:LEU:HD22	52:BT:85:LYS:HG3	1.95	0.47
53:BU:92:ARG:NH1	53:BU:95:LEU:HG	2.29	0.47
56:BX:3:THR:O	56:BX:4:ALA:HB3	2.14	0.47
56:BX:64:LYS:NZ	56:BX:73:ARG:NH2	2.60	0.47
57:BY:7:VAL:CB	57:BY:8:LYS:NZ	2.77	0.47
1:CA:155:C:H2'	1:CA:156:G:H8	1.79	0.47
1:CA:658:G:O2'	1:CA:659:U:H5'	2.14	0.47
1:CA:814:A:H4'	1:CA:1511:G:H5'	1.95	0.47
1:CA:864:A:H2'	1:CA:865:A:C8	2.49	0.47
1:CA:955:U:H2'	1:CA:956:U:H6	1.78	0.47
3:CC:15:THR:HG23	3:CC:181:ASN:HB2	1.96	0.47
5:CE:100:VAL:O	5:CE:100:VAL:HG23	2.14	0.47
10:CJ:77:PRO:C	10:CJ:79:ARG:HH12	2.17	0.47
12:CL:86:ARG:NH2	12:CL:99:HIS:ND1	2.62	0.47
19:CS:16:LEU:HB3	19:CS:20:LEU:CD1	2.44	0.47
59:CX:22:A:OP1	25:CY:59:ARG:NH2	2.48	0.47
30:D4:31:ILE:HD12	30:D4:31:ILE:N	2.29	0.47
36:DA:2206:G:C2	36:DA:2207:G:H5'	2.48	0.47
36:DA:2693:A:H2'	36:DA:2694:G:H8	1.78	0.47
36:DA:2697:G:H2'	36:DA:2698:U:O4'	2.14	0.47
41:DF:41:LEU:HD11	41:DF:184:TYR:CE1	2.49	0.47
41:DF:164:ARG:HG2	41:DF:164:ARG:NH1	2.29	0.47
41:DF:164:ARG:HG3	41:DF:175:THR:OG1	2.15	0.47
42:DG:135:LEU:HD11	42:DG:157:ILE:CD1	2.43	0.47
42:DG:168:GLU:HA	42:DG:171:ALA:CB	2.43	0.47
43:DH:101:ARG:O	43:DH:117:PRO:HG3	2.15	0.47

Continued on next page...

Continued from previous page...

Atom-1	Atom-2	Interatomic distance (Å)	Clash overlap (Å)
48:DP:58:THR:O	48:DP:61:ARG:NH2	2.47	0.47
49:DQ:79:LEU:HD22	49:DQ:80:GLU:HG3	1.96	0.47
56:DX:63:LYS:HA	56:DX:72:LYS:HA	1.96	0.47
58:DZ:10:ARG:HD2	58:DZ:36:LYS:CB	2.44	0.47
1:AA:83:U:O2	1:AA:83:U:C2'	2.58	0.47
1:AA:106:C:H2'	1:AA:107:G:C8	2.48	0.47
1:AA:677:U:H2'	1:AA:678:U:C6	2.48	0.47
1:AA:1105:A:H2'	1:AA:1106:G:H8	1.79	0.47
1:AA:1296:C:C5	1:AA:1297:C:N4	2.82	0.47
1:AA:1325:C:H5''	21:AU:15:ARG:NH2	2.30	0.47
2:AB:54:THR:HG22	2:AB:58:ILE:HD11	1.96	0.47
2:AB:75:LYS:CA	2:AB:78:GLN:HG3	2.43	0.47
2:AB:80:ILE:HD12	2:AB:80:ILE:H	1.79	0.47
3:AC:178:LEU:N	3:AC:178:LEU:HD22	2.29	0.47
3:AC:195:VAL:HG12	3:AC:196:LEU:N	2.29	0.47
4:AD:150:GLU:CG	4:AD:151:LYS:H	2.26	0.47
8:AH:12:ARG:HH12	8:AH:27:PRO:CD	2.27	0.47
9:AI:43:ALA:O	9:AI:45:ALA:N	2.46	0.47
9:AI:58:HIS:C	9:AI:59:PHE:CD1	2.88	0.47
10:AJ:19:SER:O	10:AJ:23:ILE:HG13	2.15	0.47
11:AK:20:TYR:C	11:AK:21:ILE:HD12	2.34	0.47
18:AR:50:ILE:CD1	18:AR:70:ILE:HG21	2.44	0.47
18:AR:50:ILE:HD12	18:AR:70:ILE:HD12	1.96	0.47
19:AS:21:GLU:HG3	19:AS:22:LEU:CD2	2.44	0.47
26:B0:25:ARG:HD2	26:B0:29:GLN:NE2	2.28	0.47
28:B2:31:GLU:O	28:B2:35:LEU:N	2.44	0.47
30:B4:3:GLU:CG	37:BB:43:C:OP1	2.62	0.47
30:B4:13:ARG:CD	30:B4:29:PRO:HB3	2.43	0.47
32:B6:52:VAL:HG22	32:B6:53:LYS:H	1.79	0.47
34:B8:14:VAL:HG22	34:B8:22:VAL:HG12	1.96	0.47
36:BA:18:C:O3'	53:BU:23:GLY:HA2	2.15	0.47
36:BA:315:G:H2'	36:BA:316:C:C6	2.49	0.47
36:BA:528:A:N1	36:BA:2043:C:O5'	2.47	0.47
36:BA:570:G:H2'	36:BA:2030:A:C6	2.50	0.47
36:BA:1313:U:H2'	36:BA:1610:A:N1	2.29	0.47
36:BA:1601:G:OP2	56:BX:58:HIS:HD2	1.96	0.47
36:BA:2808:U:O2	36:BA:2892:A:N6	2.47	0.47
39:BD:69:ARG:NH2	39:BD:128:GLY:O	2.47	0.47
41:BF:4:VAL:N	41:BF:24:LEU:HD12	2.29	0.47
43:BH:88:LEU:N	43:BH:88:LEU:HD22	2.28	0.47
43:BH:137:ASP:O	43:BH:138:LYS:HB2	2.13	0.47

Continued on next page...

Continued from previous page...

Atom-1	Atom-2	Interatomic distance (Å)	Clash overlap (Å)
44:BI:10:GLU:O	44:BI:12:LEU:HD23	2.15	0.47
44:BI:111:PRO:HG2	44:BI:112:LYS:H	1.80	0.47
45:BJ:59:UNK:O	45:BJ:60:UNK:CB	2.61	0.47
46:BN:31:ALA:C	46:BN:33:LEU:H	2.17	0.47
46:BN:126:PRO:O	46:BN:127:ASP:CB	2.63	0.47
47:BO:71:ARG:HG3	47:BO:71:ARG:HH11	1.78	0.47
49:BQ:123:HIS:C	49:BQ:125:LEU:H	2.16	0.47
52:BT:50:ILE:HA	52:BT:99:LEU:HD11	1.96	0.47
52:BT:92:GLY:O	52:BT:94:ALA:N	2.47	0.47
55:BW:90:ARG:HH11	55:BW:90:ARG:HG3	1.79	0.47
57:BY:13:VAL:CG1	57:BY:28:LYS:HD3	2.44	0.47
1:CA:865:A:H5'	1:CA:1078:U:C4	2.49	0.47
1:CA:1135:U:HO2'	1:CA:1136:U:H5	1.62	0.47
1:CA:1303:C:H2'	1:CA:1304:G:H5'	1.96	0.47
1:CA:1306:A:H1'	1:CA:1332:A:C2	2.50	0.47
2:CB:78:GLN:HB3	2:CB:94:ASN:OD1	2.14	0.47
2:CB:178:ARG:HG3	8:CH:72:PRO:HA	1.96	0.47
3:CC:178:LEU:N	3:CC:178:LEU:HD22	2.29	0.47
3:CC:180:ALA:O	3:CC:181:ASN:HB3	2.15	0.47
5:CE:36:ASP:O	5:CE:37:ARG:CG	2.60	0.47
15:CO:74:ASP:OD2	15:CO:77:ARG:HG2	2.14	0.47
17:CQ:45:HIS:HB2	17:CQ:65:ILE:HG12	1.95	0.47
18:CR:31:LEU:H	18:CR:31:LEU:CD2	2.28	0.47
23:CW:56:C:O2'	23:CW:57:A:H5'	2.14	0.47
34:D8:13:ARG:HD2	48:DP:61:ARG:CD	2.44	0.47
36:DA:234:C:H2'	36:DA:235:U:H6	1.80	0.47
36:DA:786:C:O2'	36:DA:787:U:H5'	2.14	0.47
36:DA:1221(A):C:O2'	36:DA:1222:C:H5'	2.14	0.47
36:DA:1417:C:H2'	36:DA:1418:G:H5'	1.97	0.47
36:DA:1490:A:OP2	36:DA:1494:A:N6	2.45	0.47
36:DA:1579:A:H5'	36:DA:1579:A:H8	1.79	0.47
36:DA:1590:U:C3'	36:DA:1591:G:H5''	2.44	0.47
36:DA:1921:G:O2'	36:DA:1922:G:H5'	2.14	0.47
36:DA:2099:U:H2'	36:DA:2100:G:C8	2.50	0.47
36:DA:2143:C:H2'	36:DA:2144:U:O4'	2.14	0.47
36:DA:2199:A:C5'	36:DA:2200:C:OP2	2.62	0.47
36:DA:2461:C:H2'	36:DA:2462:U:C6	2.49	0.47
36:DA:2472:G:H5'	36:DA:2473:U:H5''	1.95	0.47
36:DA:2772:C:H2'	36:DA:2773:C:C6	2.49	0.47
37:DB:78:A:H2'	37:DB:79:C:O4'	2.15	0.47
38:DC:48:LEU:HD22	38:DC:50:ILE:HD11	1.95	0.47

Continued on next page...

Continued from previous page...

Atom-1	Atom-2	Interatomic distance (Å)	Clash overlap (Å)
39:DD:69:ARG:NH2	39:DD:128:GLY:O	2.47	0.47
40:DE:202:LYS:N	40:DE:202:LYS:HD3	2.30	0.47
42:DG:99:MET:HE2	42:DG:100:TRP:CZ2	2.49	0.47
46:DN:39:ARG:NE	46:DN:41:ASP:OD1	2.47	0.47
46:DN:67:LEU:O	46:DN:68:GLU:CB	2.59	0.47
46:DN:134:ARG:H	46:DN:135:PRO:CD	2.26	0.47
47:DO:71:ARG:HH11	47:DO:71:ARG:HG3	1.79	0.47
55:DW:29:LEU:CD2	55:DW:33:ARG:HH21	2.28	0.47
57:DY:6:HIS:N	57:DY:6:HIS:CD2	2.79	0.47
58:DZ:76:LEU:HD13	58:DZ:82:ARG:N	2.30	0.47
1:AA:233:C:O2'	1:AA:234:C:H5'	2.13	0.47
1:AA:274:A:H4'	1:AA:275:G:OP1	2.13	0.47
1:AA:299:G:H2'	1:AA:300:A:C8	2.50	0.47
1:AA:426:G:P	4:AD:36:ARG:HH12	2.37	0.47
1:AA:512:U:H2'	1:AA:513:C:C6	2.49	0.47
1:AA:574:A:HO2'	1:AA:882:C:HO2'	1.63	0.47
1:AA:936:C:H2'	1:AA:937:A:O4'	2.14	0.47
1:AA:947:G:O3'	13:AM:109:THR:OG1	2.32	0.47
1:AA:1029:C:H1'	1:AA:1033:G:H1	1.79	0.47
2:AB:178:ARG:HD2	8:AH:71:GLY:O	2.14	0.47
3:AC:84:ILE:HD11	3:AC:88:ARG:HH21	1.79	0.47
4:AD:158:ILE:CG2	4:AD:181:MET:HE2	2.45	0.47
9:AI:17:VAL:HG11	9:AI:81:ILE:HD13	1.95	0.47
9:AI:41:VAL:HG12	9:AI:41:VAL:O	2.13	0.47
11:AK:111:ASP:CA	18:AR:84:LYS:HG3	2.34	0.47
12:AL:28:LYS:O	12:AL:30:ALA:N	2.43	0.47
15:AO:82:ILE:HG23	15:AO:83:GLU:H	1.80	0.47
20:AT:57:ARG:HH11	20:AT:102:GLY:HA3	1.80	0.47
25:AY:34:THR:O	25:AY:36:ARG:N	2.47	0.47
25:AY:59:ARG:HD2	25:AY:65:ARG:HH22	1.75	0.47
26:B0:5:LYS:NZ	26:B0:5:LYS:HB3	2.29	0.47
36:BA:679:C:O2'	36:BA:680:G:H5'	2.14	0.47
36:BA:942:G:H5''	48:BP:36:LYS:H	1.80	0.47
36:BA:1174:A:OP2	36:BA:1176:G:N7	2.47	0.47
36:BA:2062:A:N6	36:BA:2503:A:H62	2.13	0.47
36:BA:2143:C:H2'	36:BA:2144:U:O4'	2.14	0.47
36:BA:2732:G:C3'	36:BA:2733:A:C5'	2.91	0.47
36:BA:2833:G:C3'	36:BA:2834:G:C5'	2.89	0.47
37:BB:118:G:C2	37:BB:119:G:N7	2.83	0.47
40:BE:9:VAL:CG1	40:BE:25:VAL:O	2.62	0.47
43:BH:114:VAL:HG23	43:BH:114:VAL:O	2.14	0.47

Continued on next page...

Continued from previous page...

Atom-1	Atom-2	Interatomic distance (Å)	Clash overlap (Å)
44:BI:73:GLU:CB	44:BI:137:PRO:HG2	2.44	0.47
44:BI:92:VAL:HG22	44:BI:97:ILE:CG1	2.43	0.47
44:BI:114:LEU:O	44:BI:129:THR:O	2.32	0.47
48:BP:95:VAL:HG23	48:BP:95:VAL:O	2.15	0.47
48:BP:102:ARG:HH11	48:BP:102:ARG:HB2	1.80	0.47
48:BP:125:VAL:O	48:BP:145:PRO:HD2	2.14	0.47
50:BR:2:ARG:N	50:BR:2:ARG:CD	2.77	0.47
50:BR:100:LEU:HD21	50:BR:111:LEU:CB	2.43	0.47
51:BS:61:ASN:CG	51:BS:62:LYS:H	2.18	0.47
51:BS:85:VAL:HG22	51:BS:106:ARG:HB2	1.95	0.47
52:BT:98:LYS:HB3	52:BT:100:TYR:CE1	2.49	0.47
58:BZ:108:PRO:HB3	58:BZ:141:VAL:HG12	1.95	0.47
1:CA:61:G:H2'	1:CA:62:U:O4'	2.14	0.47
1:CA:192:U:H5'	20:CT:102:GLY:HA2	1.97	0.47
1:CA:590:C:OP1	8:CH:29:SER:HA	2.15	0.47
1:CA:626:U:H5''	16:CP:38:TYR:CD2	2.49	0.47
1:CA:646:U:H2'	1:CA:647:C:C6	2.49	0.47
1:CA:908:A:H2'	1:CA:909:A:C8	2.49	0.47
1:CA:961:U:O2'	1:CA:962:C:H5'	2.14	0.47
1:CA:1030(D):A:H2'	1:CA:1031:G:H5'	1.95	0.47
2:CB:67:THR:CG2	2:CB:155:LEU:HD21	2.40	0.47
2:CB:75:LYS:CA	2:CB:78:GLN:HG3	2.44	0.47
2:CB:97:TRP:HZ3	2:CB:172:ILE:CB	2.20	0.47
5:CE:31:LEU:HD21	5:CE:43:LEU:CD1	2.45	0.47
13:CM:103:THR:C	13:CM:105:THR:H	2.18	0.47
14:CN:44:LEU:HD12	14:CN:44:LEU:O	2.14	0.47
20:CT:13:LEU:H	20:CT:13:LEU:HD12	1.79	0.47
23:CW:9:G:H4'	23:CW:46:G:H5'	1.97	0.47
23:CW:76:A:O2'	36:DA:2394:C:N3	2.43	0.47
25:CY:78:ALA:O	25:CY:79:ALA:HB3	2.15	0.47
30:D4:53:GLU:OE1	30:D4:55:ARG:NE	2.48	0.47
32:D6:7:ILE:HG23	32:D6:27:LYS:CE	2.43	0.47
32:D6:28:ARG:HH11	32:D6:28:ARG:CB	2.27	0.47
34:D8:25:MET:SD	48:DP:64:LYS:HD2	2.54	0.47
36:DA:824:A:H1'	36:DA:2358:G:N7	2.30	0.47
36:DA:1051:G:C2	36:DA:1052:C:N4	2.82	0.47
36:DA:1149:G:H2'	36:DA:1150:C:C6	2.50	0.47
36:DA:1297:C:H2'	36:DA:1298:C:H6	1.80	0.47
36:DA:1656:C:H2'	36:DA:1657:C:C6	2.50	0.47
36:DA:2039:C:H2'	36:DA:2040:C:H6	1.79	0.47
36:DA:2100:G:O2'	36:DA:2101:G:H5'	2.15	0.47

Continued on next page...

Continued from previous page...

Atom-1	Atom-2	Interatomic distance (Å)	Clash overlap (Å)
36:DA:2199:A:H2'	36:DA:2199:A:N3	2.28	0.47
36:DA:2636:U:H2'	36:DA:2637:U:C6	2.50	0.47
42:DG:39:ILE:HD11	42:DG:92:VAL:CG1	2.45	0.47
42:DG:74:LYS:O	42:DG:75:LYS:O	2.32	0.47
43:DH:104:GLU:HA	43:DH:113:VAL:O	2.15	0.47
43:DH:152:ARG:O	43:DH:152:ARG:HG3	2.14	0.47
44:DI:94:ALA:O	44:DI:99:GLU:N	2.48	0.47
44:DI:123:LEU:HD11	44:DI:144:VAL:CG2	2.39	0.47
44:DI:139:GLN:HE21	44:DI:139:GLN:H	1.63	0.47
45:DJ:20:UNK:CB	45:DJ:89:UNK:HA	2.43	0.47
48:DP:30:THR:CG2	48:DP:31:ALA:H	2.14	0.47
51:DS:52:SER:O	51:DS:69:VAL:HG23	2.14	0.47
52:DT:3:ARG:CB	52:DT:6:LEU:HB2	2.44	0.47
53:DU:92:ARG:HD2	54:DV:11:GLN:NE2	2.29	0.47
55:DW:17:VAL:O	55:DW:20:VAL:HG22	2.14	0.47
56:DX:47:PHE:O	56:DX:49:VAL:HG13	2.15	0.47
57:DY:36:ALA:HA	57:DY:69:ALA:N	2.29	0.47
58:DZ:10:ARG:CZ	58:DZ:36:LYS:HB2	2.45	0.47
58:DZ:70:LEU:HB2	58:DZ:91:LEU:HD21	1.96	0.47
58:DZ:105:VAL:O	58:DZ:141:VAL:HB	2.14	0.47
58:DZ:180:VAL:HG12	58:DZ:180:VAL:O	2.14	0.47
1:AA:180:U:C2'	1:AA:181:G:C5'	2.93	0.47
1:AA:953:G:H2'	1:AA:954:G:O4'	2.14	0.47
1:AA:1072:G:H2'	1:AA:1073:U:C6	2.50	0.47
1:AA:1151:A:N3	10:AJ:39:PRO:HG2	2.30	0.47
1:AA:1354:C:H2'	1:AA:1355:G:H8	1.80	0.47
1:AA:1392:G:O2'	1:AA:1393:U:H5'	2.15	0.47
2:AB:41:ILE:HD12	2:AB:41:ILE:N	2.30	0.47
4:AD:28:SER:CB	4:AD:29:PRO:CD	2.92	0.47
4:AD:173:TRP:CD2	4:AD:189:PRO:HB3	2.50	0.47
7:AG:20:ASP:HB3	7:AG:23:VAL:HG23	1.95	0.47
7:AG:120:ILE:HD12	7:AG:120:ILE:N	2.11	0.47
9:AI:102:LEU:HD23	9:AI:102:LEU:C	2.35	0.47
10:AJ:8:LEU:CD2	10:AJ:96:ILE:HG22	2.44	0.47
21:AU:2:GLY:C	21:AU:4:GLY:N	2.68	0.47
28:B2:48:HIS:ND1	36:BA:95:G:O2'	2.43	0.47
28:B2:66:GLU:O	28:B2:70:GLN:NE2	2.47	0.47
29:B3:39:ASP:OD1	29:B3:44:ARG:NH1	2.47	0.47
33:B7:8:ASN:HD21	33:B7:10:ARG:HB3	1.80	0.47
34:B8:6:THR:HG23	34:B8:63:PRO:HD3	1.97	0.47
36:BA:116:C:O2'	36:BA:117:G:H5'	2.14	0.47

Continued on next page...

Continued from previous page...

Atom-1	Atom-2	Interatomic distance (Å)	Clash overlap (Å)
36:BA:556:G:H2'	36:BA:557:U:H6	1.77	0.47
36:BA:2052:G:O4'	40:BE:142:GLY:HA3	2.15	0.47
36:BA:2605:U:H2'	36:BA:2606:C:C6	2.50	0.47
36:BA:2693:A:H2'	36:BA:2694:G:C8	2.49	0.47
39:BD:27:THR:HG23	39:BD:27:THR:O	2.13	0.47
46:BN:21:LYS:NZ	46:BN:29:LYS:HD2	2.30	0.47
49:BQ:32:TYR:OH	49:BQ:111:GLU:HG3	2.15	0.47
49:BQ:78:PRO:O	49:BQ:81:VAL:HG13	2.14	0.47
52:BT:27:THR:HG23	52:BT:28:VAL:N	2.29	0.47
53:BU:89:GLU:HG2	53:BU:89:GLU:O	2.14	0.47
54:BV:1:MET:HA	54:BV:1:MET:CE	2.45	0.47
57:BY:36:ALA:HB1	57:BY:67:LEU:O	2.14	0.47
58:BZ:137:ILE:HD12	58:BZ:158:PRO:HD2	1.96	0.47
1:CA:198:G:H2'	1:CA:199:G:H8	1.80	0.47
1:CA:774:G:O2'	1:CA:775:G:H5'	2.14	0.47
1:CA:801:U:H2'	1:CA:802:A:C8	2.50	0.47
1:CA:998:G:H2'	1:CA:999:C:C6	2.50	0.47
1:CA:1105:A:H2'	1:CA:1106:G:H8	1.79	0.47
1:CA:1288:A:H1'	1:CA:1352:C:O2'	2.13	0.47
1:CA:1349:A:H2'	1:CA:1350:A:O4'	2.15	0.47
2:CB:9:GLU:O	2:CB:10:LEU:C	2.52	0.47
2:CB:63:MET:C	2:CB:65:GLY:H	2.18	0.47
2:CB:72:GLY:HA2	2:CB:165:VAL:CG2	2.43	0.47
2:CB:162:ILE:O	2:CB:162:ILE:HG13	2.13	0.47
2:CB:193:ASP:O	2:CB:196:LEU:HG	2.14	0.47
4:CD:22:LYS:CB	4:CD:26:CYS:SG	3.03	0.47
8:CH:101:PRO:HG2	8:CH:133:LEU:HD11	1.96	0.47
9:CI:41:VAL:O	9:CI:41:VAL:HG12	2.14	0.47
9:CI:56:LEU:HD23	9:CI:56:LEU:C	2.35	0.47
9:CI:102:LEU:C	9:CI:102:LEU:HD23	2.35	0.47
11:CK:18:ARG:HB2	11:CK:33:THR:OG1	2.14	0.47
13:CM:26:GLY:O	13:CM:30:ALA:HB2	2.14	0.47
13:CM:94:ARG:NH2	19:CS:81:ARG:HG3	2.29	0.47
13:CM:95:GLY:O	13:CM:110:ARG:HB3	2.14	0.47
25:CY:39:PHE:HD2	25:CY:56:TRP:CZ2	2.32	0.47
27:D1:56:GLN:NE2	27:D1:85:LEU:HD23	2.30	0.47
30:D4:35:VAL:HB	42:DG:113:ARG:CD	2.45	0.47
32:D6:12:GLU:CG	32:D6:23:THR:HG22	2.43	0.47
32:D6:15:GLU:OE2	32:D6:44:ARG:NH2	2.48	0.47
36:DA:85:G:N3	36:DA:103:A:C2	2.82	0.47
36:DA:635:C:O2'	36:DA:639:U:OP1	2.29	0.47

Continued on next page...

Continued from previous page...

Atom-1	Atom-2	Interatomic distance (Å)	Clash overlap (Å)
36:DA:660:G:C5'	41:DF:99:TYR:CE2	2.93	0.47
36:DA:703:U:H2'	36:DA:704:G:H5'	1.96	0.47
36:DA:864:G:OP2	49:DQ:22:LYS:HE3	2.14	0.47
36:DA:1567:A:H2'	39:DD:84:TYR:CE2	2.48	0.47
36:DA:1685:C:H2'	36:DA:1686:C:C6	2.50	0.47
36:DA:2248:C:C2'	36:DA:2249:U:H5'	2.45	0.47
36:DA:2442:C:H2'	36:DA:2443:C:C6	2.49	0.47
37:DB:71:C:C2	37:DB:72:G:C8	3.03	0.47
40:DE:52:LEU:HB3	40:DE:75:VAL:HB	1.97	0.47
41:DF:179:GLU:OE1	41:DF:179:GLU:N	2.45	0.47
42:DG:34:LEU:HD23	42:DG:99:MET:HE3	1.91	0.47
42:DG:38:VAL:HG22	42:DG:93:THR:CG2	2.34	0.47
43:DH:137:ASP:O	43:DH:138:LYS:HB2	2.15	0.47
46:DN:15:LEU:HD13	46:DN:16:ILE:H	1.76	0.47
47:DO:31:LYS:HB3	47:DO:32:TYR:CE1	2.50	0.47
48:DP:147:LEU:O	48:DP:148:LEU:HB2	2.15	0.47
49:DQ:32:TYR:CZ	49:DQ:111:GLU:HG3	2.50	0.47
51:DS:53:SER:O	51:DS:57:LYS:N	2.47	0.47
53:DU:14:HIS:O	53:DU:15:LYS:C	2.52	0.47
57:DY:43:ASN:HB3	57:DY:63:LYS:O	2.13	0.47
58:DZ:169:GLU:O	58:DZ:169:GLU:HG3	2.15	0.47
1:AA:499:A:H4'	1:AA:500:G:OP1	2.15	0.47
1:AA:646:U:H2'	1:AA:647:C:C6	2.49	0.47
1:AA:671:G:H2'	1:AA:672:U:H6	1.80	0.47
1:AA:998:G:H2'	1:AA:999:C:C6	2.49	0.47
1:AA:1011:G:H1	1:AA:1018:C:N4	2.13	0.47
1:AA:1065:U:C5	1:AA:1190:G:H1'	2.50	0.47
1:AA:1246:C:H2'	1:AA:1247:U:H6	1.78	0.47
1:AA:1288:A:O2'	1:AA:1289:A:H5'	2.15	0.47
1:AA:1318:A:C1'	19:AS:37:ARG:HH21	2.28	0.47
1:AA:1372:U:H5''	9:AI:71:SER:HB3	1.97	0.47
1:AA:1446:U:H2'	1:AA:1452:C:C5	2.50	0.47
2:AB:111:ARG:HH11	2:AB:111:ARG:HG2	1.80	0.47
2:AB:136:VAL:HG12	2:AB:136:VAL:O	2.15	0.47
5:AE:72:GLN:O	5:AE:73:ASN:CB	2.63	0.47
6:AF:78:GLU:O	6:AF:81:ILE:HG13	2.14	0.47
9:AI:16:ARG:O	9:AI:63:ILE:HG23	2.15	0.47
10:AJ:77:PRO:C	10:AJ:79:ARG:HH12	2.17	0.47
13:AM:27:LYS:HE3	13:AM:31:LYS:HE3	1.96	0.47
13:AM:118:ALA:HB1	13:AM:119:GLY:N	2.29	0.47
15:AO:73:GLU:OE1	15:AO:73:GLU:HA	2.15	0.47

Continued on next page...

Continued from previous page...

Atom-1	Atom-2	Interatomic distance (Å)	Clash overlap (Å)
15:AO:82:ILE:HG13	15:AO:88:ARG:HB2	1.95	0.47
16:AP:28:ARG:HG2	16:AP:28:ARG:NH1	2.27	0.47
16:AP:29:ASP:OD1	16:AP:29:ASP:N	2.46	0.47
17:AQ:65:ILE:HG21	17:AQ:69:LYS:HE2	1.95	0.47
20:AT:70:SER:O	20:AT:71:THR:C	2.52	0.47
24:AX:20:A2M:O4'	24:AX:21:A2M:OP1	2.32	0.47
25:AZ:147:PRO:HD3	25:AZ:156:TRP:CH2	2.50	0.47
27:B1:47:GLN:OE1	36:BA:2091:U:H1'	2.15	0.47
28:B2:4:SER:O	28:B2:7:ARG:HG2	2.14	0.47
28:B2:47:ASN:ND2	36:BA:94(A):G:N2	2.56	0.47
30:B4:13:ARG:HA	30:B4:23:GLU:HA	1.96	0.47
36:BA:105:C:O2'	57:BY:2:ARG:HG3	2.14	0.47
36:BA:158:U:H2'	36:BA:171:G:O4'	2.14	0.47
36:BA:271(C):C:H2'	36:BA:271(D):G:H8	1.79	0.47
36:BA:272(G):C:H42	36:BA:363(C):G:H1	1.62	0.47
36:BA:275:G:H5''	36:BA:275:G:N3	2.30	0.47
36:BA:322:A:C3'	41:BF:169:ASN:HD21	2.19	0.47
36:BA:484:C:OP1	57:BY:49:VAL:HG13	2.15	0.47
36:BA:693:C:O2'	36:BA:694:U:H5'	2.14	0.47
36:BA:703:U:C2'	36:BA:704:G:H5'	2.44	0.47
36:BA:939:G:O2'	36:BA:940:G:H5'	2.14	0.47
36:BA:1051:G:C2	36:BA:1052:C:N4	2.83	0.47
36:BA:1252:G:C2	36:BA:1253:A:C2	3.02	0.47
36:BA:1268:A:H2'	36:BA:1269:A:O4'	2.14	0.47
36:BA:1409:C:H2'	36:BA:1410:G:C8	2.50	0.47
36:BA:1614:A:H62	55:BW:93:ALA:CB	2.25	0.47
36:BA:1669:A:H5''	36:BA:2550:G:OP1	2.15	0.47
36:BA:1686:C:H2'	36:BA:1687:G:H5'	1.97	0.47
36:BA:1742:G:N7	36:BA:1743:C:C4	2.83	0.47
36:BA:1999:C:O2'	36:BA:2000:G:H5'	2.14	0.47
36:BA:2107:C:H5'	38:BC:3:LYS:CE	2.33	0.47
36:BA:2184:G:H2'	36:BA:2185:C:C6	2.50	0.47
36:BA:2205:C:O2	36:BA:2220:G:C2	2.67	0.47
36:BA:2311:A:C2	42:BG:82:LEU:HD13	2.49	0.47
36:BA:2888:C:H2'	36:BA:2889:C:H6	1.80	0.47
37:BB:65:C:H2'	37:BB:66:A:H5'	1.95	0.47
38:BC:45:HIS:O	38:BC:213:VAL:HA	2.14	0.47
39:BD:130:ALA:C	39:BD:131:LEU:HD12	2.34	0.47
39:BD:223:GLY:HA2	39:BD:231:HIS:CD2	2.50	0.47
42:BG:60:LEU:HD13	42:BG:60:LEU:O	2.15	0.47
42:BG:78:SER:C	42:BG:80:PHE:H	2.18	0.47

Continued on next page...

Continued from previous page...

Atom-1	Atom-2	Interatomic distance (Å)	Clash overlap (Å)
42:BG:180:PHE:C	42:BG:182:LYS:N	2.68	0.47
43:BH:91:GLY:N	43:BH:159:GLU:OE2	2.47	0.47
43:BH:144:VAL:O	43:BH:148:ILE:HG12	2.15	0.47
44:BI:2:LYS:HB2	44:BI:39:ALA:HB3	1.97	0.47
45:BJ:57:UNK:O	45:BJ:61:UNK:CB	2.63	0.47
45:BJ:67:UNK:HA	45:BJ:71:UNK:C	2.44	0.47
46:BN:133:GLN:O	46:BN:134:ARG:HB3	2.14	0.47
47:BO:90:GLN:O	47:BO:91:LEU:HB2	2.14	0.47
48:BP:39:LYS:O	48:BP:40:SER:CB	2.62	0.47
50:BR:9:LYS:HE3	50:BR:43:GLU:OE1	2.15	0.47
50:BR:38:VAL:HB	50:BR:39:PRO:CD	2.36	0.47
51:BS:13:ARG:CA	51:BS:15:ARG:HD2	2.45	0.47
51:BS:53:SER:O	51:BS:57:LYS:N	2.48	0.47
52:BT:13:ARG:HH12	52:BT:15:VAL:CG2	2.27	0.47
52:BT:26:ASP:OD1	52:BT:26:ASP:C	2.53	0.47
54:BV:40:LEU:HD23	54:BV:40:LEU:N	2.30	0.47
54:BV:46:VAL:CG2	54:BV:47:VAL:H	2.22	0.47
58:BZ:44:PHE:CD1	58:BZ:44:PHE:C	2.88	0.47
58:BZ:59:LEU:N	58:BZ:66:SER:O	2.48	0.47
58:BZ:61:LEU:HD11	58:BZ:63:ASP:HB2	1.95	0.47
58:BZ:98:MET:CE	58:BZ:99:TYR:O	2.62	0.47
1:CA:56:U:O2'	1:CA:57:G:H5'	2.14	0.47
1:CA:142:G:H2'	1:CA:143:A:H8	1.79	0.47
1:CA:201:C:H42	1:CA:216:G:H1	1.62	0.47
1:CA:263:A:OP2	20:CT:79:ARG:NH1	2.47	0.47
1:CA:832:C:O2'	1:CA:833:U:H6	1.97	0.47
1:CA:1041:A:H2'	1:CA:1042:G:H8	1.79	0.47
1:CA:1239:A:N6	1:CA:1299:A:H62	2.10	0.47
1:CA:1288:A:O2'	1:CA:1289:A:H5'	2.15	0.47
1:CA:1354:C:H2'	1:CA:1355:G:C8	2.50	0.47
1:CA:1505:G:H5''	1:CA:1506:U:OP1	2.15	0.47
2:CB:60:ASP:O	2:CB:64:ARG:HG2	2.15	0.47
3:CC:16:ARG:HH11	3:CC:16:ARG:CB	2.28	0.47
3:CC:148:GLY:HA3	3:CC:172:ARG:O	2.15	0.47
3:CC:195:VAL:HG12	3:CC:196:LEU:N	2.29	0.47
4:CD:28:SER:CB	4:CD:29:PRO:CD	2.92	0.47
4:CD:61:LYS:HZ3	4:CD:62:GLN:HE21	1.58	0.47
4:CD:168:ARG:HH11	4:CD:168:ARG:HG3	1.80	0.47
5:CE:83:GLU:HG2	5:CE:88:LYS:HG3	1.97	0.47
9:CI:40:LEU:HD21	9:CI:42:ARG:HB3	1.96	0.47
10:CJ:61:GLU:OE2	14:CN:58:LYS:HE2	2.15	0.47

Continued on next page...

Continued from previous page...

Atom-1	Atom-2	Interatomic distance (Å)	Clash overlap (Å)
10:CJ:81:THR:CG2	10:CJ:85:LEU:HD12	2.45	0.47
11:CK:108:ILE:HG21	18:CR:88:LYS:OXT	2.15	0.47
14:CN:22:THR:O	14:CN:23:ARG:HB2	2.13	0.47
18:CR:44:LEU:O	18:CR:45:SER:C	2.53	0.47
19:CS:33:THR:HG21	19:CS:71:LEU:HD13	1.96	0.47
23:CW:29:G:H2'	23:CW:30:G:H8	1.79	0.47
25:CY:20:ASP:OD1	25:CY:23:ILE:HD12	2.15	0.47
25:CY:34:THR:HG21	25:CY:75:LEU:HD11	1.96	0.47
26:D0:48:GLY:CA	26:D0:80:HIS:ND1	2.77	0.47
30:D4:14:ILE:N	30:D4:14:ILE:CD1	2.76	0.47
32:D6:42:TRP:CE3	32:D6:42:TRP:HA	2.50	0.47
33:D7:12:ARG:HG3	36:DA:686:G:O6	2.15	0.47
33:D7:43:THR:HG23	33:D7:44:PRO:CD	2.44	0.47
34:D8:33:ASN:HB2	36:DA:2420:C:OP2	2.14	0.47
34:D8:53:PRO:HG2	34:D8:54:GLU:OE2	2.14	0.47
36:DA:39:C:O2	41:DF:46:ARG:NH2	2.48	0.47
36:DA:52:A:O2'	36:DA:53:A:H5'	2.15	0.47
36:DA:197:A:N6	36:DA:2430:A:H2'	2.30	0.47
36:DA:449:A:C2'	36:DA:450:G:H5'	2.45	0.47
36:DA:484:C:OP1	57:DY:49:VAL:HG13	2.14	0.47
36:DA:554:U:O2'	36:DA:555:U:H5'	2.15	0.47
36:DA:607:U:OP1	41:DF:102:PRO:HA	2.15	0.47
36:DA:630:G:N2	36:DA:632:A:H3'	2.30	0.47
36:DA:1187:G:H8	36:DA:1187:G:O5'	1.97	0.47
36:DA:1570:A:H2'	36:DA:1571:A:C8	2.49	0.47
36:DA:1773:A:H2'	36:DA:1774:C:H5'	1.96	0.47
36:DA:2632:A:H1'	40:DE:61:ARG:HH12	1.80	0.47
36:DA:2639:A:H2'	36:DA:2640:G:H5'	1.95	0.47
36:DA:2833:G:C3'	36:DA:2834:G:C5'	2.89	0.47
36:DA:2850:A:H5'	36:DA:2868:A:H2	1.80	0.47
39:DD:79:VAL:CG2	39:DD:111:LEU:HD11	2.31	0.47
42:DG:109:VAL:HB	42:DG:142:PRO:HG3	1.97	0.47
43:DH:33:LEU:O	43:DH:34:GLU:HG2	2.15	0.47
44:DI:10:GLU:O	44:DI:12:LEU:HD23	2.14	0.47
44:DI:93:THR:CG2	44:DI:116:LEU:HD11	2.40	0.47
44:DI:96:ASP:O	44:DI:100:ALA:HB3	2.14	0.47
44:DI:111:PRO:HG2	44:DI:112:LYS:H	1.80	0.47
46:DN:1:MET:C	46:DN:2:LYS:HG3	2.35	0.47
46:DN:94:HIS:N	46:DN:95:PRO:CD	2.78	0.47
47:DO:104:ARG:C	47:DO:106:LEU:N	2.68	0.47
48:DP:36:LYS:HE2	48:DP:41:ARG:HB2	1.95	0.47

Continued on next page...

Continued from previous page...

Atom-1	Atom-2	Interatomic distance (Å)	Clash overlap (Å)
49:DQ:35:VAL:CG2	49:DQ:36:ALA:N	2.77	0.47
52:DT:58:ASN:N	52:DT:58:ASN:HD22	2.13	0.47
53:DU:104:GLN:HB3	54:DV:44:LYS:HZ1	1.76	0.47
54:DV:29:PRO:O	54:DV:61:VAL:O	2.31	0.47
55:DW:14:PRO:O	55:DW:15:ARG:C	2.53	0.47
57:DY:13:VAL:HG11	57:DY:28:LYS:HD3	1.97	0.47
57:DY:38:ILE:HG13	57:DY:64:GLU:HB3	1.97	0.47
58:DZ:55:HIS:CD2	58:DZ:55:HIS:N	2.83	0.47
58:DZ:72:ARG:O	58:DZ:87:ASP:CB	2.57	0.47
58:DZ:150:LEU:HG	58:DZ:171:ILE:HG23	1.96	0.47
58:DZ:165:VAL:CG1	58:DZ:166:SER:N	2.66	0.47
1:AA:542:G:H5'	4:AD:41:GLY:HA3	1.96	0.47
1:AA:784:C:H4'	36:BA:1837:C:OP1	2.14	0.47
1:AA:998:G:C2	1:AA:1044:A:C6	3.03	0.47
1:AA:1174:G:O2'	1:AA:1175:G:H5'	2.15	0.47
1:AA:1288:A:H1'	1:AA:1352:C:O2'	2.15	0.47
3:AC:179:ARG:HH11	3:AC:179:ARG:HG3	1.80	0.47
3:AC:180:ALA:O	3:AC:181:ASN:HB3	2.14	0.47
4:AD:88:VAL:HG12	4:AD:88:VAL:O	2.14	0.47
5:AE:13:ILE:HG12	5:AE:30:ALA:HB2	1.97	0.47
6:AF:6:VAL:C	6:AF:7:ASN:HD22	2.18	0.47
6:AF:19:LEU:HD23	6:AF:19:LEU:C	2.35	0.47
9:AI:28:VAL:HA	9:AI:63:ILE:O	2.14	0.47
9:AI:50:LEU:HD21	9:AI:81:ILE:CG2	2.44	0.47
10:AJ:51:ARG:CG	10:AJ:60:ARG:HA	2.45	0.47
11:AK:120:ARG:HD3	11:AK:126:ARG:NH1	2.30	0.47
12:AL:119:LYS:O	12:AL:120:TYR:CB	2.63	0.47
13:AM:26:GLY:O	13:AM:30:ALA:HB2	2.15	0.47
19:AS:19:VAL:HG12	19:AS:23:ASN:HD21	1.78	0.47
23:AW:5:G:H22	23:AW:68:C:H42	1.62	0.47
23:AW:9:G:N3	23:AW:45:G:H2'	2.30	0.47
25:AY:50:HIS:CD2	25:AY:50:HIS:N	2.83	0.47
28:B2:3:LEU:O	28:B2:6:VAL:HB	2.14	0.47
35:B9:11:CYS:SG	35:B9:32:HIS:CE1	3.08	0.47
35:B9:22:ARG:NH2	36:BA:2741:A:OP1	2.48	0.47
36:BA:646:A:H2'	36:BA:647:G:O4'	2.14	0.47
36:BA:794:G:H2'	36:BA:795:C:C6	2.50	0.47
36:BA:807:U:O2'	36:BA:808:G:H5'	2.15	0.47
36:BA:1109:C:N4	36:BA:1110:G:N1	2.63	0.47
36:BA:1541:G:H4'	36:BA:1542:A:O4'	2.15	0.47
36:BA:1773:A:H2'	36:BA:1774:C:H5'	1.96	0.47

Continued on next page...

Continued from previous page...

Atom-1	Atom-2	Interatomic distance (Å)	Clash overlap (Å)
36:BA:2283:C:H2'	36:BA:2284:C:H5'	1.97	0.47
36:BA:2776:A:H4'	36:BA:2777:G:C5'	2.44	0.47
39:BD:28:GLU:H	39:BD:29:PRO:CD	2.22	0.47
40:BE:11:MET:CB	40:BE:24:THR:HA	2.44	0.47
40:BE:101:ARG:NH1	40:BE:171:GLU:HB2	2.30	0.47
42:BG:73:ALA:N	42:BG:87:PRO:CG	2.60	0.47
45:BJ:67:UNK:O	45:BJ:72:UNK:HA	2.14	0.47
48:BP:119:GLU:HA	48:BP:119:GLU:OE1	2.15	0.47
51:BS:88:ASP:CG	51:BS:89:ARG:N	2.67	0.47
52:BT:128:GLU:O	52:BT:129:ARG:C	2.53	0.47
53:BU:92:ARG:O	53:BU:92:ARG:HG2	2.15	0.47
54:BV:6:LYS:O	54:BV:37:VAL:CG2	2.62	0.47
58:BZ:116:VAL:O	58:BZ:175:VAL:HG22	2.15	0.47
1:CA:1003:G:N2	1:CA:1004:A:H1'	2.29	0.47
2:CB:162:ILE:HD11	2:CB:184:VAL:CG2	2.42	0.47
4:CD:148:VAL:HG12	4:CD:149:ALA:H	1.77	0.47
4:CD:159:ARG:HG3	4:CD:159:ARG:NH1	2.28	0.47
4:CD:199:ASN:OD1	4:CD:201:GLN:HB2	2.15	0.47
7:CG:16:LEU:HD21	9:CI:45:ALA:HB2	1.96	0.47
7:CG:137:LYS:O	7:CG:141:VAL:HG23	2.15	0.47
15:CO:5:LYS:O	15:CO:9:GLN:HG2	2.15	0.47
16:CP:43:LYS:C	16:CP:45:THR:H	2.17	0.47
16:CP:52:ASP:OD2	16:CP:55:ARG:HG3	2.15	0.47
20:CT:56:MET:SD	20:CT:85:MET:HB3	2.55	0.47
23:CW:43:A:C2	23:CW:44:A:N6	2.83	0.47
59:CX:19:OMU:O2	59:CX:19:OMU:C2'	2.63	0.47
25:CY:2:LYS:O	25:CY:74:SER:HA	2.15	0.47
25:CY:34:THR:O	25:CY:36:ARG:N	2.48	0.47
27:D1:46:LEU:H	27:D1:46:LEU:HD22	1.78	0.47
28:D2:31:GLU:HB3	28:D2:53:LEU:HD11	1.96	0.47
30:D4:55:ARG:NE	30:D4:55:ARG:O	2.48	0.47
36:DA:1021:A:H8	36:DA:1022:G:H5''	1.79	0.47
36:DA:1313:U:H2'	36:DA:1610:A:N1	2.30	0.47
36:DA:1567:A:C5'	39:DD:58:HIS:CD2	2.98	0.47
36:DA:1998:G:H2'	36:DA:1999:C:C6	2.50	0.47
36:DA:2065:C:H2'	36:DA:2066:C:C6	2.50	0.47
36:DA:2745:C:H2'	36:DA:2746:U:C6	2.50	0.47
39:DD:166:GLN:CA	39:DD:166:GLN:NE2	2.68	0.47
40:DE:52:LEU:HA	40:DE:53:PRO:HD3	1.80	0.47
42:DG:158:ALA:O	42:DG:159:VAL:CB	2.63	0.47
42:DG:166:ASP:HA	42:DG:169:ALA:HB3	1.96	0.47

Continued on next page...

Continued from previous page...

Atom-1	Atom-2	Interatomic distance (Å)	Clash overlap (Å)
44:DI:73:GLU:CB	44:DI:137:PRO:HG2	2.44	0.47
47:DO:71:ARG:NH2	47:DO:77:ILE:HG21	2.30	0.47
49:DQ:51:ARG:O	49:DQ:52:VAL:C	2.53	0.47
50:DR:49:ASP:OD1	50:DR:95:THR:HB	2.14	0.47
51:DS:88:ASP:CG	51:DS:89:ARG:N	2.68	0.47
52:DT:128:GLU:O	52:DT:129:ARG:C	2.54	0.47
57:DY:7:VAL:HG21	57:DY:8:LYS:HZ1	1.78	0.47
57:DY:20:TYR:N	57:DY:20:TYR:HD1	2.13	0.47
58:DZ:8:TYR:HB2	58:DZ:38:TYR:CD2	2.50	0.47
58:DZ:132:ASN:C	58:DZ:134:PRO:HD2	2.35	0.47
58:DZ:140:ASP:O	58:DZ:142:SER:N	2.46	0.47
1:AA:266:G:O2'	1:AA:267:C:OP2	2.30	0.47
1:AA:668:G:O2'	15:AO:46:HIS:HD2	1.98	0.47
1:AA:1206:G:O2'	1:AA:1207:G:H5'	2.14	0.47
1:AA:1338:G:H2'	1:AA:1339:A:C8	2.50	0.47
3:AC:22:TRP:HE3	3:AC:23:TYR:O	1.98	0.47
4:AD:126:ILE:CG2	4:AD:127:THR:N	2.78	0.47
6:AF:7:ASN:O	6:AF:8:ILE:HG13	2.14	0.47
8:AH:103:VAL:HG21	8:AH:110:ALA:HB2	1.97	0.47
10:AJ:4:ILE:HB	10:AJ:74:ILE:CG1	2.44	0.47
11:AK:89:ALA:O	11:AK:91:ARG:N	2.48	0.47
12:AL:41:ARG:HB3	12:AL:41:ARG:NH1	2.21	0.47
13:AM:95:GLY:O	13:AM:110:ARG:HB3	2.15	0.47
19:AS:29:ARG:O	19:AS:31:ILE:HG22	2.15	0.47
25:AY:12:ASP:OD2	25:AY:81:ARG:HG3	2.15	0.47
27:B1:53:VAL:HG11	27:B1:90:ILE:HG21	1.96	0.47
36:BA:80:G:C2'	36:BA:81:G:H5'	2.45	0.47
36:BA:1429:G:H2'	36:BA:1430:C:C6	2.50	0.47
36:BA:1845:G:O2'	36:BA:1846:G:H5''	2.15	0.47
36:BA:1948:G:C5'	36:BA:1948:G:C8	2.98	0.47
36:BA:2340:G:H2'	36:BA:2341:G:H8	1.79	0.47
36:BA:2757:A:C2	43:BH:63:SER:HB3	2.50	0.47
39:BD:211:ARG:HD3	39:BD:214:TRP:CZ3	2.50	0.47
40:BE:52:LEU:HB3	40:BE:75:VAL:HB	1.97	0.47
41:BF:110:LEU:HD21	41:BF:181:LEU:HG	1.96	0.47
42:BG:36:LYS:O	42:BG:37:VAL:HG23	2.15	0.47
43:BH:33:LEU:HD12	43:BH:75:ALA:O	2.15	0.47
44:BI:82:ARG:O	44:BI:89:TYR:N	2.47	0.47
50:BR:32:GLY:O	50:BR:115:GLU:HA	2.15	0.47
50:BR:104:ARG:HD3	50:BR:107:ASP:OD1	2.14	0.47
57:BY:66:PRO:O	57:BY:67:LEU:CB	2.61	0.47

Continued on next page...

Continued from previous page...

Atom-1	Atom-2	Interatomic distance (Å)	Clash overlap (Å)
57:BY:95:LYS:NZ	57:BY:100:ALA:HB1	2.30	0.47
1:CA:397:A:H3'	1:CA:397:A:N3	2.30	0.47
1:CA:924:C:H2'	1:CA:925:G:C8	2.49	0.47
1:CA:1029:C:H1'	1:CA:1033:G:H1	1.79	0.47
1:CA:1067:A:N3	1:CA:1068:G:H1'	2.30	0.47
1:CA:1354:C:H2'	1:CA:1355:G:H8	1.78	0.47
4:CD:158:ILE:CG2	4:CD:181:MET:HE2	2.45	0.47
9:CI:125:TYR:HD1	9:CI:126:SER:N	2.13	0.47
13:CM:99:ARG:O	13:CM:100:GLY:C	2.53	0.47
15:CO:62:GLN:HA	15:CO:65:ARG:HD3	1.97	0.47
15:CO:64:ARG:HG3	15:CO:64:ARG:HH11	1.79	0.47
15:CO:67:LEU:HB3	15:CO:78:TYR:HE1	1.80	0.47
23:CV:61:C:H2'	23:CV:62:C:H6	1.79	0.47
23:CW:38:A:H2'	23:CW:39:C:H5'	1.95	0.47
25:CZ:21:LYS:O	25:CZ:24:VAL:HB	2.14	0.47
28:D2:13:ALA:O	28:D2:16:LEU:HB2	2.15	0.47
29:D3:45:GLY:HA3	36:DA:852:G:H5'	1.97	0.47
36:DA:848:G:H5'	36:DA:848:G:C8	2.50	0.47
36:DA:1107:G:H5'	45:DJ:57:UNK:C	2.45	0.47
36:DA:1109:C:N4	36:DA:1110:G:N1	2.63	0.47
36:DA:1504:C:O2'	36:DA:1505:C:C5'	2.63	0.47
36:DA:1509(A):A:O2'	36:DA:1509(B):A:H5'	2.15	0.47
36:DA:2074:U:H2'	36:DA:2075:U:C6	2.50	0.47
36:DA:2126:A:H61	36:DA:2163:C:H4'	1.80	0.47
36:DA:2558:C:H2'	36:DA:2559:C:C6	2.50	0.47
37:DB:82:G:O2'	37:DB:83:G:H5'	2.15	0.47
42:DG:16:ARG:HH21	42:DG:33:ARG:CG	1.93	0.47
42:DG:21:ARG:HD3	42:DG:21:ARG:C	2.35	0.47
42:DG:29:TRP:CE3	42:DG:33:ARG:NH2	2.82	0.47
42:DG:55:LYS:O	42:DG:57:ALA:N	2.48	0.47
42:DG:95:ARG:O	42:DG:96:ARG:HG2	2.15	0.47
42:DG:130:ASN:HB3	42:DG:160:VAL:HG22	1.96	0.47
45:DJ:100:UNK:N	45:DJ:103:UNK:CB	2.78	0.47
46:DN:17:ASP:OD1	46:DN:19:GLU:HB3	2.15	0.47
46:DN:21:LYS:NZ	46:DN:29:LYS:HD2	2.29	0.47
46:DN:108:PRO:O	46:DN:113:GLY:HA3	2.15	0.47
48:DP:124:LYS:CD	48:DP:143:GLY:HA3	2.32	0.47
51:DS:97:ARG:NH2	51:DS:98:VAL:CA	2.77	0.47
52:DT:64:ARG:HD2	52:DT:73:GLU:HG2	1.96	0.47
57:DY:95:LYS:NZ	57:DY:100:ALA:HB1	2.30	0.47
58:DZ:5:LEU:CB	58:DZ:59:LEU:HD22	2.45	0.47

Continued on next page...

Continued from previous page...

Atom-1	Atom-2	Interatomic distance (Å)	Clash overlap (Å)
58:DZ:26:GLY:O	58:DZ:37:VAL:HG22	2.15	0.47
1:AA:180:U:H2'	1:AA:181:G:H5''	1.97	0.47
1:AA:741:G:H2'	1:AA:742:G:O4'	2.15	0.47
1:AA:751:U:H4'	15:AO:24:SER:HA	1.97	0.47
1:AA:777:A:H2'	1:AA:778:G:H8	1.80	0.47
1:AA:835:U:P	18:AR:60:ALA:HB3	2.55	0.47
1:AA:908:A:H2'	1:AA:909:A:C8	2.49	0.47
1:AA:1149:C:H2'	1:AA:1150:U:C6	2.49	0.47
1:AA:1220:G:O2'	1:AA:1221:G:H5'	2.15	0.47
1:AA:1356:G:H2'	1:AA:1357:A:C8	2.49	0.47
2:AB:211:ILE:O	2:AB:215:LEU:HD23	2.15	0.47
4:AD:15:GLU:HG2	4:AD:63:LYS:HG3	1.96	0.47
4:AD:22:LYS:HB2	4:AD:26:CYS:CB	2.45	0.47
5:AE:103:GLY:N	5:AE:106:PRO:HG2	2.30	0.47
6:AF:3:ARG:HG2	6:AF:93:SER:OG	2.15	0.47
6:AF:61:LEU:O	6:AF:62:TRP:HB2	2.15	0.47
6:AF:69:GLU:O	6:AF:71:ARG:N	2.48	0.47
7:AG:66:VAL:O	7:AG:70:LYS:HG3	2.15	0.47
7:AG:79:ARG:HA	7:AG:83:ALA:O	2.15	0.47
8:AH:40:ALA:O	8:AH:42:GLU:N	2.39	0.47
9:AI:56:LEU:C	9:AI:56:LEU:HD23	2.35	0.47
14:AN:13:THR:N	14:AN:14:PRO:CD	2.77	0.47
16:AP:17:TYR:N	16:AP:17:TYR:HD1	2.13	0.47
17:AQ:45:HIS:HB2	17:AQ:65:ILE:HG12	1.97	0.47
18:AR:25:THR:O	18:AR:26:LEU:HD23	2.14	0.47
22:AV:47:U:H3'	22:AV:48:C:C5'	2.45	0.47
30:B4:55:ARG:NE	30:B4:55:ARG:O	2.48	0.47
33:B7:34:ARG:HH11	33:B7:39:ARG:HG3	1.80	0.47
35:B9:7:VAL:HA	35:B9:34:GLN:NE2	2.30	0.47
36:BA:17:G:H4'	53:BU:25:TRP:CZ3	2.50	0.47
36:BA:1682:G:H2'	36:BA:1683:C:C6	2.50	0.47
36:BA:1914:C:O4'	36:BA:1914:C:O2	2.33	0.47
36:BA:2065:C:H2'	36:BA:2066:C:C6	2.49	0.47
39:BD:94:LEU:CD2	39:BD:95:LEU:N	2.78	0.47
39:BD:218:ARG:HG3	39:BD:218:ARG:HH11	1.79	0.47
40:BE:51:PHE:O	40:BE:52:LEU:C	2.53	0.47
42:BG:88:ILE:HG22	42:BG:89:GLY:N	2.30	0.47
46:BN:78:TYR:HB3	46:BN:79:PRO:CD	2.44	0.47
46:BN:94:HIS:N	46:BN:95:PRO:CD	2.78	0.47
51:BS:98:VAL:HG12	51:BS:100:ALA:HB2	1.97	0.47
55:BW:1:MET:C	55:BW:64:MET:HE3	2.36	0.47

Continued on next page...

Continued from previous page...

Atom-1	Atom-2	Interatomic distance (Å)	Clash overlap (Å)
57:BY:27:VAL:HG12	57:BY:28:LYS:H	1.78	0.47
1:CA:32:A:H2'	1:CA:33:A:C8	2.50	0.47
1:CA:531:U:H5	25:CY:22:ARG:NH1	2.13	0.47
1:CA:671:G:H2'	1:CA:672:U:H6	1.80	0.47
1:CA:717:C:H4'	11:CK:117:ASN:OD1	2.15	0.47
1:CA:1303:C:OP1	1:CA:1304:G:OP2	2.33	0.47
1:CA:1437:C:O2'	1:CA:1438:G:H5'	2.14	0.47
3:CC:18:TRP:HD1	14:CN:54:PRO:HA	1.80	0.47
4:CD:28:SER:HB2	4:CD:29:PRO:HD2	1.97	0.47
5:CE:13:ILE:HG12	5:CE:30:ALA:CB	2.45	0.47
5:CE:33:VAL:HG12	5:CE:34:VAL:N	2.29	0.47
5:CE:144:THR:OG1	5:CE:146:ALA:HB3	2.14	0.47
8:CH:10:LEU:N	8:CH:10:LEU:HD23	2.30	0.47
9:CI:58:HIS:C	9:CI:59:PHE:CD1	2.88	0.47
13:CM:6:GLY:C	13:CM:8:GLU:N	2.66	0.47
16:CP:17:TYR:N	16:CP:17:TYR:HD1	2.12	0.47
25:CY:1:MET:N	25:CY:73:ASP:OD2	2.33	0.47
25:CY:60:ILE:HG12	25:CY:61:THR:HG23	1.97	0.47
25:CZ:81:ARG:O	25:CZ:82:TYR:C	2.53	0.47
30:D4:2:LYS:HG2	37:DB:44:G:OP1	2.15	0.47
32:D6:15:GLU:OE1	32:D6:41:PRO:HG3	2.14	0.47
36:DA:154(A):C:H5''	36:DA:155:U:C5'	2.44	0.47
36:DA:1654:A:C2	40:DE:113:PHE:CD2	3.03	0.47
36:DA:1771:C:O2'	36:DA:1786:A:H8	1.98	0.47
36:DA:2201:C:O2'	36:DA:2202:C:H5'	2.15	0.47
36:DA:2516:G:C6	36:DA:2517:C:N4	2.83	0.47
36:DA:2744:G:O2'	36:DA:2745:C:H5'	2.16	0.47
39:DD:112:GLN:O	39:DD:115:GLN:HB2	2.15	0.47
39:DD:209:ALA:C	39:DD:210:GLY:O	2.47	0.47
40:DE:4:ILE:CD1	40:DE:28:ALA:HB1	2.41	0.47
40:DE:59:VAL:O	40:DE:62:PRO:HD2	2.14	0.47
41:DF:32:LEU:O	41:DF:36:VAL:HG23	2.14	0.47
43:DH:7:LEU:HD11	43:DH:65:HIS:CE1	2.50	0.47
43:DH:144:VAL:O	43:DH:148:ILE:HG12	2.15	0.47
44:DI:91:SER:CA	44:DI:121:LYS:NZ	2.78	0.47
46:DN:17:ASP:CG	46:DN:17:ASP:O	2.53	0.47
46:DN:17:ASP:C	46:DN:19:GLU:H	2.16	0.47
47:DO:97:ARG:HG3	47:DO:97:ARG:NH1	2.27	0.47
48:DP:112:LEU:C	48:DP:112:LEU:HD13	2.35	0.47
53:DU:80:ILE:HA	53:DU:83:LEU:HD23	1.97	0.47
54:DV:6:LYS:HB3	54:DV:37:VAL:HG21	1.97	0.47

Continued on next page...

Continued from previous page...

Atom-1	Atom-2	Interatomic distance (Å)	Clash overlap (Å)
55:DW:56:ALA:O	55:DW:60:ASN:HB3	2.15	0.47
55:DW:65:LEU:O	55:DW:67:ASP:N	2.48	0.47
57:DY:29:GLU:OE2	57:DY:38:ILE:HG21	2.15	0.47
1:AA:45:U:H2'	1:AA:46:G:C8	2.50	0.46
1:AA:66:G:H2'	1:AA:66:G:N3	2.29	0.46
1:AA:523:A:N6	12:AL:53:ARG:HH12	2.06	0.46
1:AA:626:U:H2'	1:AA:627:G:H8	1.80	0.46
1:AA:832:C:O2'	1:AA:833:U:P	2.73	0.46
1:AA:833:U:H2'	1:AA:834:C:H6	1.80	0.46
1:AA:967:C:H2'	1:AA:968:A:C8	2.50	0.46
1:AA:1084:G:OP1	1:AA:1086:U:C4	2.68	0.46
1:AA:1316:G:H8	1:AA:1316:G:O5'	1.98	0.46
1:AA:1422:G:H2'	1:AA:1423:G:C8	2.50	0.46
2:AB:63:MET:C	2:AB:65:GLY:H	2.17	0.46
2:AB:92:TYR:CD1	2:AB:151:GLY:HA3	2.50	0.46
3:AC:53:ALA:HB2	3:AC:115:LEU:CD2	2.45	0.46
3:AC:76:VAL:HG23	3:AC:77:ILE:N	2.30	0.46
5:AE:126:ARG:HG3	5:AE:126:ARG:HH11	1.80	0.46
6:AF:61:LEU:HB3	6:AF:63:TYR:HE1	1.80	0.46
10:AJ:65:LEU:HD13	14:AN:56:VAL:CG2	2.45	0.46
13:AM:89:GLY:C	13:AM:91:ARG:N	2.68	0.46
16:AP:75:ARG:HH11	16:AP:75:ARG:HG3	1.80	0.46
19:AS:33:THR:HG21	19:AS:71:LEU:HD13	1.97	0.46
30:B4:6:HIS:CD2	42:BG:67:LYS:HE3	2.50	0.46
33:B7:43:THR:HG23	33:B7:44:PRO:CD	2.43	0.46
36:BA:359:A:H2'	36:BA:360:G:O4'	2.14	0.46
36:BA:539:G:H2'	36:BA:540:C:C6	2.49	0.46
36:BA:573:G:O2'	36:BA:574:C:H3'	2.15	0.46
36:BA:2517:C:C2	36:BA:2542:A:N6	2.84	0.46
36:BA:2564:A:C2	36:BA:2647:U:H4'	2.50	0.46
36:BA:2672:G:C2'	36:BA:2673:G:H5''	2.44	0.46
36:BA:2735:G:O2'	36:BA:2736:G:H5'	2.15	0.46
39:BD:30:GLU:CD	39:BD:63:ARG:HE	2.18	0.46
39:BD:118:VAL:CG2	39:BD:119:ALA:N	2.76	0.46
40:BE:38:THR:C	40:BE:40:GLU:H	2.19	0.46
42:BG:68:PRO:HB3	42:BG:92:VAL:CB	2.29	0.46
46:BN:39:ARG:NE	46:BN:41:ASP:OD1	2.45	0.46
50:BR:7:GLY:HA3	50:BR:8:ARG:NH2	2.30	0.46
57:BY:84:ARG:NH2	57:BY:97:ARG:NE	2.61	0.46
58:BZ:181:GLU:O	58:BZ:182:LYS:HG3	2.14	0.46
1:CA:67:C:H2'	1:CA:68:G:H8	1.76	0.46

Continued on next page...

Continued from previous page...

Atom-1	Atom-2	Interatomic distance (Å)	Clash overlap (Å)
1:CA:1220:G:H2'	1:CA:1221:G:H8	1.80	0.46
1:CA:1498:U:C4	59:CX:17:U:C5'	2.98	0.46
2:CB:162:ILE:HD13	2:CB:177:ALA:HB2	1.97	0.46
3:CC:126:ARG:O	3:CC:127:ARG:HB2	2.15	0.46
4:CD:31:CYS:O	4:CD:32:ALA:HB3	2.15	0.46
4:CD:110:PHE:HE2	4:CD:148:VAL:HG23	1.80	0.46
4:CD:119:GLN:HG3	4:CD:123:HIS:HD2	1.76	0.46
6:CF:78:GLU:O	6:CF:81:ILE:HG13	2.15	0.46
9:CI:8:GLY:HA3	9:CI:76:ALA:O	2.14	0.46
12:CL:83:VAL:CG1	12:CL:84:LEU:N	2.77	0.46
13:CM:93:ARG:HG2	36:DA:888:C:OP1	2.14	0.46
20:CT:86:ARG:HG3	20:CT:86:ARG:NH1	2.27	0.46
23:CV:5:G:O2'	23:CV:6:G:H5'	2.15	0.46
29:D3:38:GLU:HA	29:D3:38:GLU:OE1	2.15	0.46
32:D6:35:GLU:HA	32:D6:35:GLU:OE1	2.14	0.46
34:D8:6:THR:HG23	34:D8:63:PRO:HD3	1.96	0.46
34:D8:13:ARG:HD2	48:DP:61:ARG:HD3	1.98	0.46
36:DA:158:U:H2'	36:DA:171:G:O4'	2.15	0.46
36:DA:271(F):C:H2'	36:DA:271(G):C:C6	2.50	0.46
36:DA:456:C:C4	56:DX:69:TYR:CE1	3.02	0.46
36:DA:991:C:O2'	36:DA:992:C:H5'	2.15	0.46
36:DA:1153:C:H2'	36:DA:1154:G:O4'	2.15	0.46
36:DA:1328:G:H2'	36:DA:1330:C:C5	2.50	0.46
36:DA:1657:C:O2'	36:DA:1658:C:H5'	2.15	0.46
36:DA:2092:U:C5	36:DA:2226:C:OP2	2.68	0.46
36:DA:2855:C:H2'	36:DA:2856:C:C6	2.50	0.46
37:DB:109:C:H5'	37:DB:110:G:O5'	2.16	0.46
42:DG:76:SER:O	42:DG:78:SER:N	2.46	0.46
44:DI:10:GLU:CD	44:DI:11:ASN:N	2.68	0.46
45:DJ:96:UNK:O	45:DJ:97:UNK:C	2.63	0.46
48:DP:11:GLY:O	48:DP:12:ALA:C	2.52	0.46
48:DP:16:ARG:NH1	48:DP:16:ARG:CB	2.77	0.46
49:DQ:32:TYR:OH	49:DQ:111:GLU:HG3	2.15	0.46
50:DR:17:ARG:O	50:DR:20:LEU:HB3	2.15	0.46
53:DU:89:GLU:HG2	53:DU:89:GLU:O	2.15	0.46
54:DV:2:PHE:HB3	54:DV:3:ALA:H	1.41	0.46
54:DV:62:LEU:HD22	54:DV:62:LEU:N	2.30	0.46
57:DY:27:VAL:C	57:DY:28:LYS:HG3	2.35	0.46
58:DZ:24:LEU:HD12	58:DZ:41:LEU:CG	2.45	0.46
58:DZ:35:ARG:NE	58:DZ:36:LYS:CG	2.72	0.46
58:DZ:37:VAL:CG2	58:DZ:38:TYR:N	2.68	0.46

Continued on next page...

Continued from previous page...

Atom-1	Atom-2	Interatomic distance (Å)	Clash overlap (Å)
1:AA:32:A:C2	1:AA:33:A:C4	3.03	0.46
1:AA:193:C:O2'	1:AA:194:C:H5'	2.15	0.46
1:AA:227:G:H2'	1:AA:228:A:C8	2.49	0.46
1:AA:559:A:OP1	5:AE:126:ARG:NH2	2.47	0.46
1:AA:760:G:H2'	1:AA:761:G:H5'	1.97	0.46
1:AA:879:C:O2'	1:AA:880:C:H5'	2.15	0.46
1:AA:1003:G:N2	1:AA:1004:A:H1'	2.30	0.46
1:AA:1190:G:P	3:AC:5:ILE:HD12	2.56	0.46
1:AA:1226:C:OP1	19:AS:81:ARG:NH2	2.48	0.46
1:AA:1228:C:H2'	1:AA:1229:A:C8	2.45	0.46
1:AA:1432:G:OP1	52:BT:107:ASP:HB2	2.15	0.46
1:AA:1456:G:N7	20:AT:58:LYS:HE2	2.30	0.46
1:AA:1497:G:C2'	1:AA:1498:U:H5'	2.45	0.46
2:AB:21:ARG:O	2:AB:22:LYS:C	2.53	0.46
3:AC:81:GLY:O	3:AC:85:ARG:HD3	2.15	0.46
4:AD:94:LEU:HA	4:AD:97:LEU:HD12	1.97	0.46
4:AD:192:GLU:OE1	4:AD:192:GLU:N	2.42	0.46
10:AJ:81:THR:HG22	10:AJ:85:LEU:HD12	1.97	0.46
20:AT:100:ILE:O	20:AT:100:ILE:HG13	2.16	0.46
27:B1:84:GLY:O	27:B1:85:LEU:C	2.53	0.46
27:B1:91:LYS:C	27:B1:93:GLU:N	2.68	0.46
28:B2:35:LEU:HD12	28:B2:53:LEU:HD12	1.95	0.46
31:B5:6:VAL:HG22	36:BA:2015:A:C2	2.50	0.46
32:B6:24:GLU:HA	32:B6:24:GLU:OE1	2.15	0.46
33:B7:8:ASN:HD21	33:B7:10:ARG:H	1.61	0.46
33:B7:34:ARG:NH1	33:B7:39:ARG:CG	2.78	0.46
35:B9:17:ILE:HD11	36:BA:2754:U:H1'	1.98	0.46
36:BA:20:C:H2'	36:BA:21:A:C8	2.50	0.46
36:BA:184:C:H2'	36:BA:185:U:C6	2.50	0.46
36:BA:192:C:C2'	36:BA:193:U:H5'	2.45	0.46
36:BA:946:G:H2'	36:BA:947:G:H8	1.80	0.46
36:BA:2472:G:H5'	36:BA:2473:U:H5''	1.97	0.46
36:BA:2543:G:H2'	36:BA:2544:G:C8	2.50	0.46
36:BA:2745:C:H2'	36:BA:2746:U:C6	2.50	0.46
42:BG:72:ARG:NE	42:BG:86:MET:HA	2.30	0.46
44:BI:139:GLN:HE21	44:BI:139:GLN:N	2.13	0.46
45:BJ:40:UNK:C	45:BJ:42:UNK:H	2.28	0.46
47:BO:107:ARG:NH2	52:BT:35:LYS:HD2	2.31	0.46
48:BP:21:ARG:O	48:BP:23:PRO:HD3	2.15	0.46
48:BP:101:VAL:CB	48:BP:107:LYS:HA	2.45	0.46
49:BQ:55:VAL:O	49:BQ:56:ARG:C	2.53	0.46

Continued on next page...

Continued from previous page...

Atom-1	Atom-2	Interatomic distance (Å)	Clash overlap (Å)
51:BS:14:VAL:HG12	51:BS:14:VAL:O	2.15	0.46
52:BT:8:LYS:HA	52:BT:11:GLU:OE2	2.15	0.46
52:BT:57:PHE:O	52:BT:59:THR:N	2.41	0.46
55:BW:12:ILE:CD1	55:BW:17:VAL:HG22	2.45	0.46
55:BW:48:ALA:O	55:BW:51:LEU:N	2.48	0.46
55:BW:65:LEU:C	55:BW:67:ASP:H	2.18	0.46
57:BY:11:ASP:O	57:BY:28:LYS:HE3	2.16	0.46
57:BY:38:ILE:HG13	57:BY:64:GLU:HB3	1.97	0.46
58:BZ:43:GLU:CD	58:BZ:43:GLU:H	2.19	0.46
1:CA:145:G:N2	1:CA:146:G:H1'	2.30	0.46
1:CA:148:G:H2'	1:CA:149:A:H8	1.79	0.46
1:CA:157:G:O2'	1:CA:158:G:H5'	2.15	0.46
1:CA:1409:C:H2'	1:CA:1410:G:H8	1.80	0.46
1:CA:1497:G:H2'	1:CA:1498:U:H5'	1.97	0.46
3:CC:16:ARG:HB2	3:CC:16:ARG:HH11	1.79	0.46
3:CC:34:LEU:O	3:CC:34:LEU:HD23	2.16	0.46
12:CL:45:PRO:HG2	12:CL:51:ALA:N	2.30	0.46
14:CN:24:CYS:CB	14:CN:40:CYS:HB3	2.38	0.46
17:CQ:53:LEU:HD22	17:CQ:82:MET:HE3	1.96	0.46
20:CT:100:ILE:O	20:CT:100:ILE:HG13	2.15	0.46
25:CY:3:LEU:O	25:CY:4:ILE:HD12	2.15	0.46
26:D0:43:THR:N	36:DA:2331:G:H4'	2.27	0.46
30:D4:36:CYS:C	30:D4:38:LYS:H	2.18	0.46
34:D8:52:LYS:N	34:D8:52:LYS:HD2	2.30	0.46
36:DA:271(O):C:O2'	36:DA:271(P):C:H6	1.96	0.46
36:DA:1518:U:H2'	36:DA:1519:G:O4'	2.14	0.46
36:DA:1948:G:C8	36:DA:1948:G:C5'	2.98	0.46
36:DA:1952:A:C6	36:DA:1953:A:N1	2.83	0.46
36:DA:2443:C:O2'	36:DA:2444:G:H5'	2.14	0.46
36:DA:2732:G:C3'	36:DA:2733:A:C5'	2.93	0.46
36:DA:2801(A):A:H4'	36:DA:2802:G:C5'	2.37	0.46
38:DC:178:LYS:HB2	38:DC:181:PHE:CD1	2.50	0.46
39:DD:64:ILE:HG23	39:DD:64:ILE:O	2.15	0.46
42:DG:51:ARG:HA	42:DG:51:ARG:NE	2.30	0.46
42:DG:91:ARG:HD2	42:DG:91:ARG:C	2.35	0.46
43:DH:17:VAL:HG22	43:DH:26:VAL:HG22	1.97	0.46
43:DH:33:LEU:HD12	43:DH:75:ALA:O	2.15	0.46
43:DH:70:THR:HG22	43:DH:74:ASN:HD21	1.80	0.46
49:DQ:54:MET:HB3	49:DQ:64:ILE:HD11	1.97	0.46
55:DW:1:MET:C	55:DW:64:MET:HE3	2.36	0.46
1:AA:253:U:H2'	1:AA:254:G:H8	1.80	0.46

Continued on next page...

Continued from previous page...

Atom-1	Atom-2	Interatomic distance (Å)	Clash overlap (Å)
1:AA:959:A:C2'	1:AA:960:U:H4'	2.45	0.46
1:AA:1071:C:O2'	1:AA:1072:G:H5'	2.16	0.46
3:AC:71:ALA:CB	3:AC:109:PRO:HB3	2.44	0.46
6:AF:1:MET:HE1	6:AF:66:GLU:HG2	1.98	0.46
7:AG:6:ARG:HG2	7:AG:6:ARG:O	2.14	0.46
11:AK:29:ILE:HA	11:AK:44:SER:HB3	1.97	0.46
17:AQ:99:SER:O	17:AQ:100:LYS:HG3	2.16	0.46
19:AS:16:LEU:O	19:AS:20:LEU:N	2.49	0.46
20:AT:41:ILE:HA	20:AT:44:ALA:HB3	1.96	0.46
25:AY:2:LYS:O	25:AY:74:SER:HA	2.16	0.46
36:BA:587:C:C2'	48:BP:33:ARG:NH2	2.79	0.46
36:BA:786:C:O2'	36:BA:787:U:H5'	2.16	0.46
36:BA:1047:G:C8	36:BA:1110:G:C6	3.03	0.46
36:BA:1344:G:H5'	36:BA:1384:A:C6	2.50	0.46
36:BA:1445:A:O2'	36:BA:1445(A):C:H5'	2.15	0.46
36:BA:1482:G:N2	36:BA:1507:A:HI'	2.30	0.46
36:BA:1518:U:H2'	36:BA:1519:G:O4'	2.15	0.46
36:BA:1816:G:H3'	36:BA:1816:G:C8	2.50	0.46
36:BA:2293:C:H2'	36:BA:2294:C:C6	2.50	0.46
36:BA:2877:G:O2'	36:BA:2878:U:H5'	2.15	0.46
37:BB:110:G:H2'	37:BB:111:G:C8	2.50	0.46
39:BD:65:ILE:HD11	39:BD:67:PHE:CZ	2.51	0.46
39:BD:153:ALA:O	39:BD:154:LYS:HG2	2.16	0.46
40:BE:202:LYS:N	40:BE:202:LYS:HD3	2.31	0.46
41:BF:21:ALA:O	41:BF:23:ASP:N	2.48	0.46
42:BG:11:TYR:O	42:BG:16:ARG:N	2.32	0.46
42:BG:110:ALA:HB1	42:BG:140:ILE:HD12	1.98	0.46
42:BG:173:LEU:C	42:BG:178:PHE:HB2	2.36	0.46
43:BH:37:VAL:CG1	43:BH:38:SER:N	2.77	0.46
43:BH:54:ARG:HH12	43:BH:62:LYS:HG2	1.80	0.46
44:BI:134:PRO:O	44:BI:135:GLU:CB	2.64	0.46
46:BN:61:ARG:C	46:BN:62:VAL:HG12	2.35	0.46
57:BY:62:GLU:OE1	57:BY:63:LYS:O	2.34	0.46
57:BY:88:LYS:O	57:BY:90:LEU:N	2.49	0.46
58:BZ:103:ARG:HD2	58:BZ:104:PHE:N	2.29	0.46
1:CA:626:U:H2'	1:CA:627:G:H8	1.81	0.46
1:CA:1111:A:H2'	1:CA:1112:C:C6	2.50	0.46
1:CA:1134:G:C6	1:CA:1142:G:N1	2.84	0.46
1:CA:1309:G:C6	1:CA:1329:A:C2	3.04	0.46
1:CA:1404:C:O4'	1:CA:1499:A:C2	2.68	0.46
1:CA:1452:C:H5'	1:CA:1456:G:C2	2.50	0.46

Continued on next page...

Continued from previous page...

Atom-1	Atom-2	Interatomic distance (Å)	Clash overlap (Å)
2:CB:21:ARG:O	2:CB:22:LYS:C	2.53	0.46
2:CB:55:PHE:HA	2:CB:58:ILE:HD12	1.98	0.46
3:CC:18:TRP:CD1	14:CN:54:PRO:HA	2.51	0.46
7:CG:29:LYS:CB	7:CG:105:VAL:HG21	2.45	0.46
13:CM:79:LYS:HZ2	13:CM:79:LYS:C	2.18	0.46
13:CM:91:ARG:HH21	13:CM:97:PRO:HG2	1.79	0.46
29:D3:1:MET:O	29:D3:3:ARG:N	2.46	0.46
30:D4:7:PRO:O	30:D4:8:LYS:HB3	2.14	0.46
34:D8:6:THR:OG1	36:DA:243:U:OP1	2.22	0.46
36:DA:185:U:H2'	36:DA:186:G:H8	1.80	0.46
36:DA:611:C:H2'	36:DA:612:C:H6	1.80	0.46
36:DA:637:A:P	48:DP:116:GLY:HA3	2.55	0.46
36:DA:1403:C:H5''	36:DA:1471:A:C1'	2.45	0.46
40:DE:181:LEU:N	40:DE:181:LEU:HD22	2.30	0.46
42:DG:98:ARG:NH1	42:DG:101:ILE:HD11	2.30	0.46
44:DI:77:LEU:C	44:DI:141:LYS:HE3	2.33	0.46
46:DN:39:ARG:HA	46:DN:40:PRO:HD2	1.69	0.46
46:DN:126:PRO:O	46:DN:127:ASP:CB	2.63	0.46
48:DP:95:VAL:O	48:DP:95:VAL:HG23	2.15	0.46
48:DP:115:LEU:HA	48:DP:134:ALA:CB	2.44	0.46
49:DQ:110:THR:HG22	49:DQ:113:GLN:OE1	2.15	0.46
49:DQ:134:ARG:HA	49:DQ:137:TYR:CE2	2.51	0.46
50:DR:3:HIS:O	50:DR:4:LEU:HB3	2.16	0.46
50:DR:8:ARG:HD3	50:DR:8:ARG:HA	1.72	0.46
1:AA:84:U:H2'	1:AA:88:A:C5'	2.37	0.46
1:AA:271:C:H2'	1:AA:272:C:C6	2.50	0.46
1:AA:509:A:OP2	1:AA:510:A:OP2	2.34	0.46
1:AA:807:A:H2'	1:AA:808:C:C6	2.51	0.46
1:AA:863:U:H2'	1:AA:865:A:OP2	2.16	0.46
1:AA:881:G:P	12:AL:12:ARG:HH22	2.38	0.46
1:AA:1151:A:H5''	10:AJ:42:THR:OG1	2.16	0.46
1:AA:1277:C:O2'	1:AA:1279:A:H8	1.98	0.46
1:AA:1368:G:H4'	14:AN:61:TRP:HZ2	1.81	0.46
3:AC:93:LYS:O	3:AC:94:LEU:HB3	2.15	0.46
3:AC:148:GLY:HA3	3:AC:172:ARG:O	2.15	0.46
4:AD:18:LYS:O	4:AD:19:LEU:HD12	2.15	0.46
4:AD:173:TRP:CD1	4:AD:174:LEU:HG	2.50	0.46
8:AH:1:MET:H2	8:AH:1:MET:HE2	1.80	0.46
8:AH:10:LEU:HD23	8:AH:10:LEU:N	2.30	0.46
8:AH:20:TYR:CE2	8:AH:75:ARG:HD2	2.37	0.46
9:AI:31:GLN:HE21	9:AI:35:GLU:C	2.19	0.46

Continued on next page...

Continued from previous page...

Atom-1	Atom-2	Interatomic distance (Å)	Clash overlap (Å)
9:AI:125:TYR:HD1	9:AI:126:SER:N	2.14	0.46
24:AX:17:U:C6	24:AX:17:U:O5'	2.65	0.46
28:B2:47:ASN:O	28:B2:48:HIS:C	2.53	0.46
31:B5:35:GLU:O	31:B5:36:CYS:CB	2.63	0.46
31:B5:40:LYS:HE2	31:B5:46:CYS:CB	2.46	0.46
32:B6:30:THR:OG1	32:B6:31:PRO:HD2	2.15	0.46
34:B8:33:ASN:HB2	36:BA:2420:C:OP2	2.16	0.46
36:BA:231:C:O2'	36:BA:232:G:H5'	2.15	0.46
36:BA:271(O):C:O2'	36:BA:271(P):C:H6	1.97	0.46
36:BA:332:A:O2'	36:BA:334:C:OP2	2.23	0.46
36:BA:535:C:C2'	36:BA:536:A:H5'	2.45	0.46
36:BA:587:C:C5	48:BP:33:ARG:HD3	2.51	0.46
36:BA:2450:A:O2'	36:BA:2451:A:H5'	2.15	0.46
36:BA:2712:U:O2	36:BA:2712:U:H5'	2.14	0.46
39:BD:166:GLN:HE21	39:BD:166:GLN:HA	1.75	0.46
39:BD:243:GLY:O	39:BD:244:ARG:CB	2.61	0.46
41:BF:34:TRP:CE2	48:BP:12:ALA:HB2	2.50	0.46
41:BF:46:ARG:NH1	41:BF:46:ARG:HG3	2.30	0.46
43:BH:8:PRO:HB2	43:BH:9:ILE:H	1.57	0.46
43:BH:19:VAL:CG2	43:BH:44:VAL:HA	2.45	0.46
44:BI:88:ILE:O	44:BI:90:GLY:N	2.47	0.46
45:BJ:61:UNK:O	45:BJ:62:UNK:CB	2.63	0.46
45:BJ:117:UNK:CA	45:BJ:122:UNK:HA	2.44	0.46
48:BP:91:PHE:HZ	48:BP:100:LEU:CD1	2.28	0.46
48:BP:107:LYS:O	48:BP:109:GLY:N	2.49	0.46
52:BT:106:SER:C	52:BT:107:ASP:OD1	2.53	0.46
57:BY:84:ARG:HG3	57:BY:84:ARG:NH1	2.30	0.46
58:BZ:28:MET:HE2	58:BZ:59:LEU:CD1	2.43	0.46
58:BZ:141:VAL:CA	58:BZ:144:LEU:HD23	2.41	0.46
58:BZ:150:LEU:O	58:BZ:171:ILE:HG12	2.16	0.46
1:CA:179:A:H2'	1:CA:180:U:H6	1.81	0.46
1:CA:428:G:O4'	1:CA:430:A:C8	2.68	0.46
1:CA:1151:A:H5''	10:CJ:42:THR:OG1	2.14	0.46
1:CA:1198:G:H2'	1:CA:1199:U:C6	2.51	0.46
1:CA:1471:G:O2'	1:CA:1472:U:H5'	2.16	0.46
2:CB:44:LEU:O	2:CB:47:THR:N	2.48	0.46
2:CB:119:GLU:C	2:CB:121:LEU:H	2.16	0.46
3:CC:121:ALA:HB2	3:CC:187:ALA:CB	2.46	0.46
4:CD:128:VAL:O	4:CD:130:GLY:N	2.48	0.46
5:CE:64:ARG:HG3	5:CE:64:ARG:NH1	2.30	0.46
6:CF:100:ASN:HD21	18:CR:23:LYS:CE	2.28	0.46

Continued on next page...

Continued from previous page...

Atom-1	Atom-2	Interatomic distance (Å)	Clash overlap (Å)
7:CG:66:VAL:O	7:CG:70:LYS:HG3	2.15	0.46
8:CH:83:ILE:HG23	8:CH:83:ILE:O	2.15	0.46
10:CJ:63:PHE:HZ	14:CN:45:ARG:HG3	1.81	0.46
16:CP:68:ASP:C	16:CP:70:ALA:H	2.18	0.46
59:CX:21:A2M:C2'	59:CX:22:A:O5'	2.62	0.46
26:D0:36:ILE:HD12	26:D0:38:VAL:N	2.30	0.46
36:DA:107:C:O2'	36:DA:108:U:H5'	2.16	0.46
36:DA:275:G:H5''	36:DA:275:G:N3	2.30	0.46
36:DA:280:C:C2'	36:DA:281:G:H5'	2.46	0.46
36:DA:548:A:C3'	36:DA:549:G:H5'	2.45	0.46
36:DA:754:C:H2'	36:DA:755:C:C6	2.51	0.46
36:DA:1510:G:O2'	36:DA:1511:C:H5'	2.15	0.46
36:DA:1712:C:H2'	36:DA:1713:U:H6	1.81	0.46
36:DA:1889:A:O2'	36:DA:2087:G:H5'	2.15	0.46
36:DA:2346:A:C2	36:DA:2383:G:C2	3.04	0.46
36:DA:2605:U:H2'	36:DA:2606:C:C6	2.50	0.46
36:DA:2815:C:H2'	36:DA:2816:C:H6	1.80	0.46
36:DA:2837:G:H2'	36:DA:2838:G:H8	1.80	0.46
36:DA:2850:A:H2'	36:DA:2851:A:O4'	2.16	0.46
39:DD:27:THR:CG2	39:DD:27:THR:O	2.63	0.46
39:DD:108:PRO:HG2	39:DD:111:LEU:HD23	1.97	0.46
40:DE:14:ILE:CG1	40:DE:21:VAL:HG23	2.45	0.46
42:DG:16:ARG:HD3	42:DG:31:VAL:HG11	1.97	0.46
44:DI:2:LYS:HB2	44:DI:39:ALA:HB3	1.97	0.46
44:DI:91:SER:O	44:DI:92:VAL:CB	2.54	0.46
44:DI:111:PRO:O	44:DI:116:LEU:HD22	2.15	0.46
46:DN:61:ARG:HG3	46:DN:61:ARG:HH11	1.80	0.46
46:DN:128:HIS:CD2	46:DN:130:HIS:O	2.68	0.46
49:DQ:47:ILE:HG22	49:DQ:48:GLU:N	2.31	0.46
50:DR:9:LYS:O	50:DR:10:LEU:CG	2.63	0.46
52:DT:1:MET:HE1	52:DT:7:ILE:HD12	1.96	0.46
52:DT:78:LEU:HD12	52:DT:79:HIS:HE1	1.81	0.46
57:DY:11:ASP:O	57:DY:28:LYS:HE3	2.16	0.46
58:DZ:23:LYS:HB3	58:DZ:38:TYR:CD1	2.50	0.46
58:DZ:30:ASN:HA	58:DZ:89:PHE:CD1	2.49	0.46
1:AA:143:A:H2	1:AA:220:G:H1	1.62	0.46
1:AA:291:C:O2'	1:AA:292:G:H5'	2.15	0.46
1:AA:778:G:H1'	11:AK:119:CYS:HB3	1.97	0.46
1:AA:921:U:O2'	5:AE:19:MET:O	2.31	0.46
1:AA:1031:G:O2'	1:AA:1032:G:H5'	2.15	0.46
2:AB:90:MET:HA	2:AB:90:MET:CE	2.45	0.46

Continued on next page...

Continued from previous page...

Atom-1	Atom-2	Interatomic distance (Å)	Clash overlap (Å)
4:AD:60:GLU:HG2	4:AD:202:LEU:HB2	1.97	0.46
15:AO:43:LEU:HD12	15:AO:56:LEU:HD22	1.97	0.46
19:AS:24:ALA:O	19:AS:25:LYS:CB	2.63	0.46
25:AY:75:LEU:CD2	25:AY:76:LEU:H	2.07	0.46
25:AZ:181:ARG:HB2	25:AZ:182:TYR:H	1.63	0.46
27:B1:57:GLU:O	27:B1:58:ILE:O	2.33	0.46
33:B7:12:ARG:HG3	33:B7:12:ARG:HH11	1.80	0.46
36:BA:412:A:N7	36:BA:2411:A:H2	2.13	0.46
36:BA:1490:A:OP2	36:BA:1494:A:N6	2.47	0.46
36:BA:2196:C:C2'	36:BA:2197:U:H5'	2.45	0.46
42:BG:42:GLY:CA	42:BG:89:GLY:HA2	2.43	0.46
42:BG:139:LEU:C	42:BG:144:ILE:HG21	2.35	0.46
43:BH:50:VAL:CG1	43:BH:51:ARG:H	2.21	0.46
43:BH:124:GLU:HB2	43:BH:132:ARG:HG2	1.97	0.46
44:BI:34:GLY:C	44:BI:35:LEU:HD23	2.35	0.46
49:BQ:110:THR:HG22	49:BQ:113:GLN:OE1	2.16	0.46
50:BR:3:HIS:O	50:BR:4:LEU:HB3	2.15	0.46
52:BT:91:ARG:HB3	52:BT:116:ALA:HA	1.97	0.46
53:BU:112:ARG:HH12	54:BV:46:VAL:HG11	1.80	0.46
55:BW:14:PRO:HB3	55:BW:18:ARG:NH2	2.30	0.46
56:BX:39:ILE:O	56:BX:40:LYS:C	2.54	0.46
57:BY:28:LYS:HB3	57:BY:39:VAL:H	1.81	0.46
58:BZ:29:TYR:N	58:BZ:29:TYR:HD1	2.13	0.46
58:BZ:122:ARG:O	58:BZ:123:ASP:HB2	2.16	0.46
58:BZ:128:VAL:HB	58:BZ:161:VAL:HG13	1.97	0.46
1:CA:19:C:OP1	5:CE:125:SER:OG	2.25	0.46
1:CA:642:A:N3	8:CH:113:SER:OG	2.47	0.46
1:CA:664:G:H22	1:CA:741:G:H1	1.64	0.46
1:CA:1179:A:H5'	9:CI:102:LEU:CD2	2.45	0.46
1:CA:1226:C:N4	13:CM:104:ARG:HD2	2.28	0.46
2:CB:92:TYR:CD1	2:CB:151:GLY:HA3	2.51	0.46
4:CD:8:VAL:HG23	4:CD:9:CYS:H	1.80	0.46
6:CF:3:ARG:HH11	6:CF:3:ARG:HG3	1.80	0.46
6:CF:80:ARG:NH1	6:CF:88:VAL:HB	2.30	0.46
10:CJ:9:ARG:HG2	10:CJ:69:ASN:OD1	2.15	0.46
10:CJ:51:ARG:CG	10:CJ:60:ARG:HA	2.44	0.46
11:CK:58:PRO:HB2	11:CK:93:GLN:HG3	1.98	0.46
11:CK:125:PHE:HD1	11:CK:125:PHE:N	2.13	0.46
12:CL:41:ARG:CG	12:CL:42:THR:N	2.79	0.46
23:CV:20:U:OP2	23:CV:20:U:O4'	2.33	0.46
26:D0:56:ASP:O	26:D0:57:PHE:HB2	2.15	0.46

Continued on next page...

Continued from previous page...

Atom-1	Atom-2	Interatomic distance (Å)	Clash overlap (Å)
30:D4:10:VAL:CG1	30:D4:11:PRO:CD	2.92	0.46
33:D7:31:LEU:O	33:D7:35:ARG:HB2	2.15	0.46
36:DA:231:C:O2'	36:DA:232:G:H5'	2.16	0.46
36:DA:364:C:O2'	36:DA:365:C:H5''	2.15	0.46
36:DA:407:G:H2'	36:DA:408:G:C8	2.50	0.46
36:DA:589:C:H2'	36:DA:590:A:C8	2.50	0.46
36:DA:807:U:O2'	36:DA:808:G:H5'	2.15	0.46
36:DA:851:U:H2'	36:DA:852:G:H8	1.80	0.46
36:DA:1827:C:OP2	39:DD:222:ARG:NH1	2.43	0.46
36:DA:1920:C:O2'	36:DA:1921:G:H5'	2.15	0.46
36:DA:2558:C:H2'	36:DA:2559:C:H6	1.81	0.46
36:DA:2580:U:C5'	40:DE:131:ALA:HB2	2.34	0.46
36:DA:2657:A:H2'	36:DA:2658:C:H5'	1.97	0.46
39:DD:182:LEU:H	39:DD:272:ALA:HB3	1.80	0.46
43:DH:98:LEU:HD12	43:DH:102:ALA:O	2.15	0.46
44:DI:8:PRO:HB3	44:DI:14:ASP:N	2.30	0.46
46:DN:7:LYS:O	46:DN:9:VAL:HG23	2.16	0.46
49:DQ:67:ARG:HH11	49:DQ:67:ARG:HG2	1.79	0.46
49:DQ:103:MET:CE	49:DQ:125:LEU:HD13	2.45	0.46
57:DY:36:ALA:HA	57:DY:69:ALA:H	1.80	0.46
57:DY:84:ARG:HG3	57:DY:84:ARG:HH11	1.79	0.46
58:DZ:20:ARG:O	58:DZ:20:ARG:HG3	2.15	0.46
58:DZ:131:ARG:HH12	58:DZ:132:ASN:ND2	2.13	0.46
1:AA:90:U:P	1:AA:91:C:H5'	2.56	0.46
1:AA:375:U:OP1	16:AP:69:THR:HG21	2.16	0.46
1:AA:955:U:H2'	1:AA:956:U:C6	2.50	0.46
1:AA:1041:A:H2'	1:AA:1042:G:H8	1.80	0.46
3:AC:89:GLU:HG3	3:AC:93:LYS:NZ	2.30	0.46
4:AD:36:ARG:HB3	4:AD:38:TYR:CE1	2.51	0.46
9:AI:49:PRO:O	9:AI:53:VAL:HG13	2.14	0.46
12:AL:45:PRO:HG2	12:AL:51:ALA:N	2.30	0.46
13:AM:3:ARG:HG2	13:AM:9:ILE:HG13	1.98	0.46
20:AT:49:ALA:HA	20:AT:92:LEU:HD22	1.97	0.46
20:AT:56:MET:O	20:AT:59:ALA:HB3	2.16	0.46
23:AW:38:A:H2'	23:AW:39:C:H5'	1.97	0.46
23:AW:59:A:H2'	23:AW:60:U:H5'	1.97	0.46
25:AZ:182:TYR:H	25:AZ:182:TYR:HD1	1.63	0.46
27:B1:41:ARG:NH1	36:BA:1365:A:OP1	2.49	0.46
28:B2:54:LYS:O	28:B2:57:ILE:HG12	2.16	0.46
30:B4:53:GLU:OE1	30:B4:55:ARG:NE	2.49	0.46
32:B6:42:TRP:HA	32:B6:42:TRP:HE3	1.80	0.46

Continued on next page...

Continued from previous page...

Atom-1	Atom-2	Interatomic distance (Å)	Clash overlap (Å)
34:B8:6:THR:OG1	36:BA:243:U:OP1	2.21	0.46
36:BA:405:U:H3'	36:BA:406:G:C5'	2.45	0.46
36:BA:1040:C:O2'	36:BA:1041:C:P	2.74	0.46
36:BA:1539:G:C2	36:BA:1540:U:C1'	2.97	0.46
36:BA:2303:G:H2'	36:BA:2304:G:O4'	2.15	0.46
36:BA:2591:C:P	39:BD:239:ARG:HG2	2.56	0.46
37:BB:48:A:H4'	51:BS:95:HIS:HD2	1.79	0.46
37:BB:54:G:N2	42:BG:29:TRP:NE1	2.63	0.46
38:BC:54:ARG:CB	38:BC:57:GLN:HB2	2.46	0.46
39:BD:209:ALA:C	39:BD:210:GLY:O	2.51	0.46
47:BO:19:ILE:HG22	47:BO:43:VAL:HA	1.98	0.46
47:BO:69:ILE:HD12	47:BO:69:ILE:N	2.29	0.46
47:BO:91:LEU:N	47:BO:91:LEU:HD22	2.31	0.46
49:BQ:36:ALA:O	49:BQ:99:PRO:HA	2.15	0.46
50:BR:9:LYS:O	50:BR:10:LEU:HG	2.16	0.46
53:BU:108:GLU:CG	54:BV:44:LYS:HD3	2.35	0.46
57:BY:39:VAL:O	57:BY:40:GLU:CD	2.53	0.46
58:BZ:40:ASP:O	58:BZ:44:PHE:HB2	2.16	0.46
58:BZ:111:VAL:O	58:BZ:112:ARG:O	2.34	0.46
1:CA:176:C:O2'	1:CA:177:C:H5'	2.15	0.46
1:CA:277:C:H2'	1:CA:278:G:C8	2.49	0.46
1:CA:499:A:H4'	1:CA:500:G:OP1	2.16	0.46
1:CA:1031:G:O2'	1:CA:1032:G:H5'	2.16	0.46
1:CA:1067:A:H1'	1:CA:1068:G:O4'	2.16	0.46
1:CA:1251:A:H2'	1:CA:1252:A:C8	2.50	0.46
3:CC:53:ALA:HB2	3:CC:115:LEU:CD2	2.46	0.46
4:CD:173:TRP:CD2	4:CD:189:PRO:HB3	2.50	0.46
11:CK:18:ARG:HH21	11:CK:36:ASP:C	2.18	0.46
20:CT:41:ILE:HA	20:CT:44:ALA:HB3	1.97	0.46
21:CU:2:GLY:C	21:CU:4:GLY:N	2.69	0.46
23:CV:48:C:H2'	23:CV:59:A:H4'	1.98	0.46
23:CV:69:C:O5'	23:CV:69:C:H6	1.99	0.46
25:CZ:71:THR:O	25:CZ:72:ASP:C	2.53	0.46
26:D0:73:GLY:HA3	37:DB:12:C:H2'	1.98	0.46
36:DA:65:C:H2'	36:DA:66:C:C6	2.51	0.46
36:DA:545:C:C2'	36:DA:547:A:H5''	2.46	0.46
36:DA:580:C:H2'	36:DA:581:C:C6	2.50	0.46
36:DA:1409:C:H2'	36:DA:1410:G:C8	2.51	0.46
36:DA:1438:U:O2'	36:DA:1439:A:H5'	2.16	0.46
36:DA:1601:G:OP2	56:DX:58:HIS:HD2	1.98	0.46
36:DA:1750:G:O2'	36:DA:1751:C:H5'	2.16	0.46

Continued on next page...

Continued from previous page...

Atom-1	Atom-2	Interatomic distance (Å)	Clash overlap (Å)
36:DA:1773:A:C2'	36:DA:1774:C:H5'	2.46	0.46
36:DA:1999:C:H5''	36:DA:2723:C:O2'	2.16	0.46
36:DA:2024:G:O2'	36:DA:2025:C:H5'	2.15	0.46
36:DA:2293:C:H2'	36:DA:2294:C:C6	2.51	0.46
36:DA:2360:A:O2'	36:DA:2361:A:P	2.73	0.46
36:DA:2551:C:H2'	36:DA:2552:U:C6	2.50	0.46
37:DB:38:C:H2'	37:DB:39:A:O4'	2.16	0.46
38:DC:226:ASN:ND2	38:DC:229:SER:H	2.14	0.46
39:DD:34:VAL:C	39:DD:36:PRO:HD2	2.36	0.46
39:DD:245:PRO:O	39:DD:246:PRO:C	2.53	0.46
40:DE:82:ARG:O	40:DE:83:ASP:HB2	2.15	0.46
41:DF:148:LEU:HD21	41:DF:191:ARG:HH11	1.80	0.46
42:DG:45:GLU:O	42:DG:51:ARG:HG3	2.14	0.46
43:DH:41:MET:SD	43:DH:42:ARG:N	2.88	0.46
44:DI:140:LEU:HD23	44:DI:140:LEU:N	2.29	0.46
49:DQ:5:ARG:O	49:DQ:6:ARG:HG2	2.15	0.46
50:DR:100:LEU:HD22	50:DR:111:LEU:O	2.15	0.46
55:DW:3:ALA:HB3	55:DW:58:ALA:HB2	1.97	0.46
57:DY:86:ARG:NH1	57:DY:95:LYS:HE3	2.30	0.46
58:DZ:61:LEU:O	58:DZ:63:ASP:N	2.45	0.46
58:DZ:144:LEU:HD11	58:DZ:150:LEU:CD2	2.40	0.46
1:AA:248:C:O2'	1:AA:249:U:H5'	2.15	0.46
1:AA:639:G:O2'	1:AA:640:A:H5'	2.16	0.46
1:AA:1117:G:O2'	9:AI:104:ARG:HD3	2.16	0.46
1:AA:1375:A:H4'	7:AG:29:LYS:HZ3	1.79	0.46
1:AA:1504:G:O2'	1:AA:1505:G:OP2	2.26	0.46
3:AC:206:GLU:O	3:AC:207:VAL:C	2.54	0.46
7:AG:23:VAL:O	7:AG:27:ILE:HG13	2.16	0.46
8:AH:13:ILE:HG23	8:AH:63:LEU:HD11	1.98	0.46
10:AJ:50:ILE:HA	10:AJ:60:ARG:HB2	1.96	0.46
11:AK:124:LYS:C	11:AK:125:PHE:CD1	2.87	0.46
25:AY:55:PHE:HD2	25:AY:67:VAL:HG12	1.80	0.46
25:AZ:146:GLU:HB2	25:AZ:147:PRO:HD2	1.97	0.46
30:B4:33:VAL:HG12	30:B4:34:GLU:N	2.31	0.46
30:B4:36:CYS:C	30:B4:38:LYS:H	2.18	0.46
36:BA:74:A:H5''	36:BA:75:G:O4'	2.15	0.46
36:BA:443:A:H1'	36:BA:1201:C:O4'	2.15	0.46
36:BA:661:C:H2'	36:BA:662:G:H8	1.79	0.46
36:BA:1493:C:H4'	36:BA:1494:A:OP1	2.16	0.46
36:BA:1504:C:O2'	36:BA:1505:C:C5'	2.64	0.46
36:BA:1567:A:H5'	39:BD:58:HIS:CD2	2.50	0.46

Continued on next page...

Continued from previous page...

Atom-1	Atom-2	Interatomic distance (Å)	Clash overlap (Å)
36:BA:2531:A:H2	36:BA:2658:C:O2	1.99	0.46
36:BA:2712:U:O2'	36:BA:2713:A:H5'	2.16	0.46
37:BB:92:C:O2'	37:BB:93:G:H5'	2.15	0.46
38:BC:15:VAL:HG11	38:BC:33:LEU:HD11	1.97	0.46
39:BD:27:THR:CG2	39:BD:27:THR:O	2.64	0.46
39:BD:43:ARG:CB	39:BD:54:ARG:HB2	2.46	0.46
39:BD:117:VAL:HG22	39:BD:129:ASN:OD1	2.16	0.46
39:BD:122:ASP:CG	39:BD:123:ALA:H	2.19	0.46
39:BD:133:LEU:HG	39:BD:189:CYS:O	2.15	0.46
40:BE:59:VAL:O	40:BE:60:ASN:CG	2.54	0.46
41:BF:132:VAL:O	41:BF:133:ASN:C	2.54	0.46
43:BH:138:LYS:HA	43:BH:141:VAL:HB	1.96	0.46
44:BI:130:TYR:CD1	44:BI:131:LYS:N	2.73	0.46
46:BN:21:LYS:HZ3	46:BN:29:LYS:HD2	1.81	0.46
48:BP:64:LYS:C	48:BP:64:LYS:HD3	2.36	0.46
50:BR:18:LEU:HD23	50:BR:18:LEU:C	2.35	0.46
55:BW:80:PRO:O	55:BW:100:THR:HG21	2.15	0.46
58:BZ:128:VAL:HG21	58:BZ:132:ASN:HB2	1.97	0.46
1:CA:90:U:P	1:CA:91:C:H5'	2.56	0.46
1:CA:323:U:H5'	20:CT:23:ARG:HB2	1.97	0.46
1:CA:1057:G:C5	1:CA:1204:A:C2	3.04	0.46
1:CA:1079:G:H2'	1:CA:1080:A:C8	2.50	0.46
1:CA:1296:C:C5	1:CA:1297:C:N4	2.83	0.46
2:CB:172:ILE:O	2:CB:176:GLU:HG3	2.16	0.46
4:CD:116:GLN:O	4:CD:119:GLN:HB3	2.16	0.46
5:CE:48:ALA:O	5:CE:50:GLU:N	2.49	0.46
7:CG:12:LEU:HB2	7:CG:21:VAL:HB	1.98	0.46
7:CG:23:VAL:O	7:CG:27:ILE:HG13	2.16	0.46
9:CI:26:VAL:HG13	9:CI:61:ALA:O	2.16	0.46
12:CL:10:LEU:HD13	17:CQ:32:TYR:CE1	2.51	0.46
13:CM:3:ARG:HG2	13:CM:9:ILE:HG13	1.96	0.46
14:CN:7:ILE:O	14:CN:11:LYS:HG3	2.16	0.46
14:CN:23:ARG:HD2	14:CN:28:GLY:O	2.16	0.46
15:CO:82:ILE:HG23	15:CO:83:GLU:H	1.80	0.46
15:CO:82:ILE:HG13	15:CO:88:ARG:HB2	1.96	0.46
23:CW:9:G:O2'	23:CW:10:G:C8	2.69	0.46
36:DA:320:A:H2'	41:DF:136:THR:OG1	2.16	0.46
36:DA:633:A:H2'	36:DA:634:C:H5'	1.98	0.46
36:DA:1568:G:OP2	39:DD:63:ARG:NH2	2.49	0.46
36:DA:2685:G:H5'	47:DO:68:GLU:OE2	2.15	0.46
39:DD:130:ALA:C	39:DD:131:LEU:HD12	2.35	0.46

Continued on next page...

Continued from previous page...

Atom-1	Atom-2	Interatomic distance (Å)	Clash overlap (Å)
40:DE:74:PRO:O	40:DE:75:VAL:C	2.54	0.46
42:DG:117:PHE:CE2	42:DG:179:PRO:HB2	2.50	0.46
43:DH:94:TYR:CE1	43:DH:108:GLY:N	2.83	0.46
44:DI:79:ILE:CD1	44:DI:100:ALA:O	2.63	0.46
45:DJ:66:UNK:O	45:DJ:72:UNK:HA	2.16	0.46
46:DN:43:THR:O	46:DN:46:VAL:HG12	2.15	0.46
48:DP:91:PHE:HZ	48:DP:100:LEU:CD1	2.29	0.46
51:DS:94:TYR:O	51:DS:95:HIS:HB2	2.15	0.46
54:DV:14:VAL:O	54:DV:15:GLU:HG3	2.16	0.46
54:DV:72:VAL:CG2	54:DV:72:VAL:O	2.64	0.46
56:DX:55:ASN:HB2	56:DX:80:ILE:HG23	1.97	0.46
58:DZ:150:LEU:HD23	58:DZ:150:LEU:N	2.29	0.46
1:AA:324:G:N2	1:AA:327:A:C8	2.84	0.46
1:AA:481:G:H1'	1:AA:483:C:N4	2.31	0.46
1:AA:1079:G:H2'	1:AA:1080:A:C8	2.51	0.46
3:AC:15:THR:HG23	3:AC:181:ASN:HB2	1.98	0.46
3:AC:35:GLU:OE2	3:AC:59:ARG:NH1	2.49	0.46
5:AE:57:LYS:O	5:AE:61:TYR:CD2	2.68	0.46
7:AG:16:LEU:HD21	9:AI:45:ALA:HB2	1.97	0.46
8:AH:4:ASP:OD1	8:AH:85:ARG:NH2	2.44	0.46
11:AK:95:ILE:O	11:AK:98:LEU:HB2	2.16	0.46
13:AM:39:ILE:HD12	13:AM:56:LEU:HD23	1.96	0.46
15:AO:9:GLN:HB3	15:AO:13:GLN:NE2	2.24	0.46
15:AO:62:GLN:HA	15:AO:65:ARG:HD3	1.98	0.46
19:AS:40:ILE:HG21	19:AS:62:ILE:HD11	1.98	0.46
19:AS:41:VAL:CG1	19:AS:42:PRO:HD2	2.46	0.46
25:AY:61:THR:O	25:AY:62:GLU:CB	2.62	0.46
28:B2:46:GLN:HG2	28:B2:49:LYS:NZ	2.31	0.46
29:B3:1:MET:O	29:B3:3:ARG:N	2.46	0.46
34:B8:19:SER:HB2	36:BA:651:G:OP1	2.16	0.46
34:B8:33:ASN:O	36:BA:2420:C:OP1	2.33	0.46
36:BA:30:G:H2'	36:BA:31:C:H6	1.81	0.46
36:BA:39:C:O2	41:BF:46:ARG:NH2	2.49	0.46
36:BA:203:C:C3'	36:BA:204:A:H5''	2.44	0.46
36:BA:545:C:C2'	36:BA:547:A:H5''	2.45	0.46
36:BA:971:C:C2'	36:BA:972:G:H5'	2.45	0.46
36:BA:1331:A:O2'	36:BA:1332:G:C8	2.68	0.46
36:BA:1598:C:H5'	56:BX:36:LYS:CB	2.35	0.46
36:BA:1654:A:P	50:BR:3:HIS:HB2	2.55	0.46
36:BA:1656:C:H2'	36:BA:1657:C:H6	1.81	0.46
36:BA:1771:C:O2'	36:BA:1786:A:H8	1.98	0.46

Continued on next page...

Continued from previous page...

Atom-1	Atom-2	Interatomic distance (Å)	Clash overlap (Å)
36:BA:1917:U:O2'	36:BA:1918:A:H5'	2.15	0.46
36:BA:2087:G:O2'	36:BA:2088:G:H5'	2.14	0.46
36:BA:2123:G:O2'	36:BA:2124:G:H5'	2.15	0.46
36:BA:2306:C:O2	42:BG:43:LEU:HD22	2.16	0.46
36:BA:2370:G:H2'	36:BA:2371:G:O4'	2.16	0.46
38:BC:11:LEU:HB3	38:BC:33:LEU:CD2	2.39	0.46
40:BE:33:VAL:HG23	40:BE:47:VAL:HG23	1.97	0.46
40:BE:101:ARG:HB3	40:BE:169:ASN:HD22	1.80	0.46
41:BF:104:LYS:O	41:BF:108:LYS:HB2	2.15	0.46
41:BF:185:ASP:HA	41:BF:188:ARG:HG2	1.96	0.46
42:BG:76:SER:C	42:BG:78:SER:H	2.19	0.46
44:BI:139:GLN:N	44:BI:139:GLN:NE2	2.64	0.46
46:BN:39:ARG:HA	46:BN:40:PRO:HD2	1.67	0.46
47:BO:31:LYS:HB3	47:BO:32:TYR:CE1	2.51	0.46
47:BO:107:ARG:HH12	52:BT:35:LYS:HD2	1.80	0.46
48:BP:13:ASN:C	48:BP:13:ASN:ND2	2.68	0.46
48:BP:105:LEU:O	48:BP:106:LEU:CB	2.62	0.46
50:BR:2:ARG:C	50:BR:3:HIS:O	2.54	0.46
50:BR:13:HIS:CE1	50:BR:16:HIS:HB2	2.50	0.46
50:BR:103:ARG:HH11	50:BR:103:ARG:CG	2.29	0.46
52:BT:64:ARG:HD2	52:BT:73:GLU:HG2	1.97	0.46
53:BU:8:VAL:HG12	53:BU:11:ARG:HH21	1.81	0.46
58:BZ:112:ARG:O	58:BZ:113:ALA:HB2	2.16	0.46
1:CA:235:C:H2'	1:CA:236:G:H8	1.81	0.46
1:CA:358:U:O2'	1:CA:359:U:H5'	2.16	0.46
1:CA:599:C:H4'	8:CH:130:GLY:C	2.36	0.46
1:CA:1174:G:O2'	1:CA:1175:G:H5'	2.15	0.46
1:CA:1394:A:C6	1:CA:1501:C:H4'	2.51	0.46
1:CA:1428:A:H2'	1:CA:1429:C:H6	1.80	0.46
1:CA:1428:A:O2'	1:CA:1429:C:H5'	2.16	0.46
1:CA:1442(B):A:C2	52:DT:118:ARG:NH2	2.84	0.46
2:CB:75:LYS:C	2:CB:77:ALA:H	2.18	0.46
3:CC:15:THR:CG2	3:CC:181:ASN:HA	2.41	0.46
3:CC:92:ALA:CA	3:CC:99:VAL:HG11	2.45	0.46
5:CE:47:LYS:HD3	5:CE:47:LYS:N	2.31	0.46
6:CF:10:LEU:CD1	6:CF:61:LEU:HD13	2.46	0.46
6:CF:100:ASN:ND2	18:CR:23:LYS:NZ	2.64	0.46
12:CL:93:LEU:HB3	12:CL:96:VAL:HG21	1.97	0.46
17:CQ:18:THR:HG22	17:CQ:19:VAL:H	1.81	0.46
19:CS:21:GLU:HG3	19:CS:22:LEU:CD2	2.46	0.46
19:CS:64:GLU:CG	19:CS:65:ASN:H	2.29	0.46

Continued on next page...

Continued from previous page...

Atom-1	Atom-2	Interatomic distance (Å)	Clash overlap (Å)
25:CZ:6:SER:N	25:CZ:9:SER:HB3	2.30	0.46
25:CZ:57:SER:HB2	25:CZ:65:ARG:CD	2.46	0.46
27:D1:21:ARG:HG3	27:D1:35:THR:HB	1.98	0.46
27:D1:41:ARG:HD3	27:D1:43:TYR:CE1	2.50	0.46
28:D2:56:GLN:O	28:D2:57:ILE:C	2.53	0.46
28:D2:71:ASN:O	28:D2:71:ASN:OD1	2.33	0.46
36:DA:330:A:O2'	36:DA:331:A:C8	2.63	0.46
36:DA:478:A:N1	36:DA:500:G:H4'	2.30	0.46
36:DA:693:C:H2'	36:DA:694:U:C6	2.51	0.46
36:DA:773:U:H4'	39:DD:47:GLY:CA	2.45	0.46
36:DA:847:U:H2'	36:DA:848:G:H5''	1.97	0.46
36:DA:894:C:O2'	36:DA:895:U:H5'	2.16	0.46
36:DA:971:C:C2'	36:DA:972:G:H5'	2.45	0.46
36:DA:1712:C:O2'	36:DA:1713:U:H5'	2.15	0.46
36:DA:2158:A:H4'	36:DA:2159:G:C5'	2.35	0.46
36:DA:2303:G:H1'	42:DG:132:ASN:HB2	1.98	0.46
36:DA:2735:G:O2'	36:DA:2736:G:H5'	2.16	0.46
38:DC:30:VAL:O	38:DC:30:VAL:HG12	2.16	0.46
39:DD:43:ARG:CB	39:DD:54:ARG:HB2	2.46	0.46
40:DE:12:THR:O	40:DE:23:VAL:HG22	2.15	0.46
40:DE:77:ILE:CG2	40:DE:78:LEU:H	2.09	0.46
40:DE:132:HIS:CG	40:DE:135:HIS:NE2	2.84	0.46
41:DF:131:GLY:O	41:DF:132:VAL:O	2.34	0.46
41:DF:132:VAL:CG2	41:DF:133:ASN:H	2.02	0.46
42:DG:4:ASP:CG	42:DG:8:LYS:HG3	2.35	0.46
42:DG:98:ARG:HD2	42:DG:101:ILE:CG1	2.46	0.46
43:DH:118:PRO:HG2	43:DH:121:ILE:HD12	1.97	0.46
47:DO:2:ILE:HD12	47:DO:6:THR:HG21	1.96	0.46
51:DS:61:ASN:CG	51:DS:62:LYS:H	2.19	0.46
52:DT:28:VAL:CG2	52:DT:47:GLY:N	2.71	0.46
52:DT:98:LYS:HB3	52:DT:100:TYR:CE1	2.51	0.46
52:DT:106:SER:C	52:DT:107:ASP:OD1	2.54	0.46
57:DY:77:PRO:O	57:DY:78:ALA:CB	2.64	0.46
58:DZ:27:VAL:HG13	58:DZ:29:TYR:HD1	1.81	0.46
1:AA:267:C:OP2	17:AQ:67:LYS:HD2	2.16	0.46
1:AA:995:C:O2'	1:AA:996:A:H5'	2.16	0.46
1:AA:1053:G:N7	1:AA:1199:U:H3'	2.31	0.46
1:AA:1202:G:O2'	1:AA:1203:C:H5'	2.16	0.46
1:AA:1215:G:H2'	1:AA:1216:G:H8	1.81	0.46
3:AC:18:TRP:HD1	14:AN:54:PRO:HA	1.81	0.46
7:AG:69:VAL:O	7:AG:71:PRO:HD3	2.15	0.46

Continued on next page...

Continued from previous page...

Atom-1	Atom-2	Interatomic distance (Å)	Clash overlap (Å)
11:AK:59:TYR:CZ	11:AK:63:LEU:HD21	2.50	0.46
12:AL:83:VAL:CG1	12:AL:84:LEU:N	2.79	0.46
15:AO:5:LYS:O	15:AO:9:GLN:HG2	2.15	0.46
19:AS:61:TYR:HE2	19:AS:63:THR:HB	1.81	0.46
22:AV:19:G:C2	42:BG:83:ARG:NH1	2.84	0.46
32:B6:15:GLU:OE2	32:B6:44:ARG:NH2	2.49	0.46
34:B8:23:VAL:CG1	34:B8:46:ARG:HB3	2.46	0.46
36:BA:230:U:O2'	36:BA:231:C:H5'	2.15	0.46
36:BA:336:C:H4'	57:BY:7:VAL:HG21	1.96	0.46
36:BA:554:U:O2'	36:BA:555:U:H5'	2.16	0.46
36:BA:1019:U:H2'	36:BA:1020:A:C8	2.51	0.46
36:BA:1332:G:N2	36:BA:1610:A:C8	2.79	0.46
36:BA:1503:U:C2	36:BA:1504:C:C5	3.04	0.46
36:BA:1509(A):A:O2'	36:BA:1509(B):A:H5'	2.15	0.46
36:BA:1558:A:H4'	36:BA:1559:G:H2'	1.98	0.46
36:BA:1665:A:O2'	36:BA:1666:G:H5'	2.16	0.46
36:BA:2394:C:P	48:BP:62:LEU:HG	2.56	0.46
36:BA:2543:G:H21	36:BA:2646:C:H5''	1.80	0.46
36:BA:2632:A:H1'	40:BE:61:ARG:HH12	1.81	0.46
36:BA:2790:A:H2'	36:BA:2791:C:C5'	2.46	0.46
36:BA:2801(A):A:H4'	36:BA:2802:G:C5'	2.37	0.46
36:BA:2855:C:H2'	36:BA:2856:C:C6	2.51	0.46
43:BH:35:VAL:CG2	43:BH:75:ALA:HB2	2.37	0.46
44:BI:10:GLU:CD	44:BI:11:ASN:N	2.69	0.46
44:BI:86:THR:O	44:BI:87:LYS:HB2	2.16	0.46
44:BI:91:SER:CA	44:BI:121:LYS:NZ	2.79	0.46
46:BN:120:LEU:HD23	46:BN:120:LEU:C	2.36	0.46
47:BO:3:GLN:HG3	47:BO:4:PRO:HD2	1.97	0.46
49:BQ:137:TYR:CE1	58:BZ:81:ARG:CZ	2.99	0.46
52:BT:33:LYS:HE2	52:BT:43:GLN:OE1	2.15	0.46
52:BT:63:VAL:O	52:BT:73:GLU:HA	2.16	0.46
58:BZ:11:GLU:N	58:BZ:11:GLU:CD	2.69	0.46
1:CA:33:A:H2'	1:CA:34:C:H6	1.79	0.46
1:CA:38:G:H22	1:CA:397:A:H5''	1.81	0.46
1:CA:50:A:N6	1:CA:361:G:H4'	2.31	0.46
1:CA:600:C:H2'	1:CA:601:C:H6	1.81	0.46
1:CA:685:G:O2'	1:CA:686:U:H5'	2.15	0.46
1:CA:760:G:H2'	1:CA:761:G:H5'	1.98	0.46
1:CA:770:C:O2'	1:CA:771:G:H5'	2.16	0.46
1:CA:922:G:N3	1:CA:1398:A:H2	2.13	0.46
1:CA:985:C:H2'	1:CA:986:A:C8	2.50	0.46

Continued on next page...

Continued from previous page...

Atom-1	Atom-2	Interatomic distance (Å)	Clash overlap (Å)
1:CA:1398:A:H5'	1:CA:1399:C:OP1	2.15	0.46
1:CA:1423:G:C5'	47:DO:49:ARG:HH21	2.29	0.46
1:CA:1463:C:H2'	1:CA:1464:G:C8	2.51	0.46
1:CA:1500:A:OP2	1:CA:1505:G:OP2	2.34	0.46
2:CB:211:ILE:O	2:CB:215:LEU:HD23	2.15	0.46
5:CE:64:ARG:O	5:CE:65:ASN:CB	2.63	0.46
6:CF:45:LEU:HD23	6:CF:46:ARG:N	2.31	0.46
12:CL:119:LYS:C	12:CL:120:TYR:CD1	2.90	0.46
13:CM:39:ILE:HD12	13:CM:56:LEU:HD23	1.97	0.46
17:CQ:9:VAL:HG11	17:CQ:84:LEU:HD12	1.97	0.46
17:CQ:29:HIS:CE1	17:CQ:31:LEU:HB3	2.51	0.46
20:CT:49:ALA:HA	20:CT:92:LEU:HD22	1.98	0.46
21:CU:5:ASP:HB3	21:CU:8:THR:CG2	2.46	0.46
25:CZ:26:LYS:HD3	25:CZ:60:ILE:HA	1.98	0.46
26:D0:36:ILE:HD12	26:D0:38:VAL:H	1.81	0.46
28:D2:14:ARG:NE	28:D2:66:GLU:OE2	2.48	0.46
30:D4:43:TYR:H	30:D4:43:TYR:HD1	1.64	0.46
32:D6:43:CYS:HB2	32:D6:44:ARG:NH1	2.30	0.46
36:DA:191:A:H2'	36:DA:192:C:C6	2.51	0.46
36:DA:673:C:H5''	41:DF:81:PRO:HD2	1.98	0.46
36:DA:927:G:N3	36:DA:927:G:H2'	2.30	0.46
36:DA:1541:G:H4'	36:DA:1542:A:O4'	2.16	0.46
36:DA:1988:C:H2'	36:DA:1989:G:C8	2.50	0.46
36:DA:2062:A:H5'	36:DA:2062:A:C4	2.50	0.46
36:DA:2086:U:H2'	36:DA:2087:G:C8	2.51	0.46
36:DA:2334:G:N3	51:DS:18:ILE:CD1	2.78	0.46
37:DB:64:C:H2'	37:DB:65:C:C6	2.51	0.46
39:DD:32:SER:O	39:DD:36:PRO:HG3	2.16	0.46
39:DD:70:TRP:CD1	39:DD:70:TRP:C	2.89	0.46
39:DD:181:GLU:HA	39:DD:272:ALA:HB1	1.96	0.46
44:DI:90:GLY:O	44:DI:91:SER:CB	2.62	0.46
46:DN:90:MET:HA	46:DN:90:MET:CE	2.46	0.46
47:DO:97:ARG:HA	47:DO:117:LEU:HD22	1.98	0.46
48:DP:64:LYS:C	48:DP:64:LYS:HD3	2.35	0.46
50:DR:9:LYS:HE3	50:DR:43:GLU:OE1	2.15	0.46
51:DS:42:ASP:O	51:DS:43:GLU:HB2	2.16	0.46
51:DS:97:ARG:HG2	51:DS:97:ARG:NH1	2.30	0.46
55:DW:80:PRO:O	55:DW:100:THR:HG21	2.16	0.46
57:DY:28:LYS:CB	57:DY:39:VAL:H	2.29	0.46
57:DY:36:ALA:HB1	57:DY:67:LEU:O	2.16	0.46
58:DZ:129:SER:OG	58:DZ:132:ASN:ND2	2.49	0.46

Continued on next page...

Continued from previous page...

Atom-1	Atom-2	Interatomic distance (Å)	Clash overlap (Å)
58:DZ:146:ILE:HG12	58:DZ:174:VAL:HG12	1.98	0.46
1:AA:658:G:O2'	1:AA:659:U:H5'	2.16	0.46
1:AA:792:A:H4'	1:AA:793:U:O5'	2.16	0.46
1:AA:1238:A:N3	1:AA:1238:A:H2'	2.31	0.46
2:AB:17:PHE:HB2	2:AB:42:ILE:CG2	2.46	0.46
2:AB:36:ARG:HD2	2:AB:36:ARG:N	2.31	0.46
2:AB:187:LEU:HD23	2:AB:201:ILE:O	2.16	0.46
2:AB:204:ASN:C	2:AB:204:ASN:ND2	2.69	0.46
3:AC:141:VAL:CG1	3:AC:202:ILE:HD12	2.45	0.46
5:AE:111:GLU:C	5:AE:113:ALA:H	2.18	0.46
5:AE:151:LEU:HD23	5:AE:151:LEU:N	2.30	0.46
7:AG:15:ASP:HB3	7:AG:19:GLY:CA	2.45	0.46
8:AH:83:ILE:O	8:AH:83:ILE:HG23	2.15	0.46
9:AI:118:LYS:NZ	9:AI:118:LYS:CB	2.77	0.46
11:AK:18:ARG:O	11:AK:32:ILE:HA	2.16	0.46
13:AM:91:ARG:HH11	13:AM:96:LEU:HD13	1.77	0.46
13:AM:91:ARG:CZ	13:AM:96:LEU:HB3	2.45	0.46
15:AO:11:VAL:HG21	15:AO:34:LEU:HD22	1.98	0.46
18:AR:31:LEU:H	18:AR:31:LEU:CD2	2.29	0.46
25:AY:42:LYS:O	25:AY:44:LYS:N	2.49	0.46
25:AZ:103:LEU:HD12	25:AZ:105:TRP:NE1	2.30	0.46
26:B0:44:ARG:C	26:B0:45:PHE:HD1	2.19	0.46
36:BA:85:G:OP1	57:BY:9:LYS:HA	2.16	0.46
36:BA:271(H):G:O2'	36:BA:271(I):G:H8	1.99	0.46
36:BA:606:U:H4'	36:BA:658:C:H4'	1.96	0.46
36:BA:703:U:H2'	36:BA:704:G:H5'	1.98	0.46
36:BA:851:U:H2'	36:BA:852:G:H8	1.80	0.46
36:BA:860:U:O2'	36:BA:861:A:H5'	2.16	0.46
36:BA:884:C:H3'	36:BA:885:C:C6	2.51	0.46
36:BA:1564:C:H2'	36:BA:1565:C:C6	2.51	0.46
36:BA:2099:U:H2'	36:BA:2100:G:C8	2.50	0.46
36:BA:2199:A:H2'	36:BA:2199:A:N3	2.30	0.46
36:BA:2639:A:C2'	36:BA:2640:G:H5'	2.45	0.46
36:BA:2744:G:H1'	36:BA:2761:G:N2	2.30	0.46
36:BA:2850:A:H2'	36:BA:2851:A:C8	2.51	0.46
37:BB:24:G:H4'	37:BB:25:A:H8	1.78	0.46
37:BB:28:C:C2'	37:BB:29:A:O4'	2.63	0.46
38:BC:34:ALA:HB1	38:BC:40:GLU:CG	2.32	0.46
39:BD:70:TRP:C	39:BD:70:TRP:CD1	2.89	0.46
39:BD:73:VAL:HG13	39:BD:120:GLY:HA2	1.97	0.46
39:BD:172:TYR:HD1	39:BD:186:HIS:HA	1.77	0.46

Continued on next page...

Continued from previous page...

Atom-1	Atom-2	Interatomic distance (Å)	Clash overlap (Å)
39:BD:211:ARG:HA	39:BD:214:TRP:CE3	2.51	0.46
42:BG:36:LYS:HD3	42:BG:95:ARG:HH22	1.80	0.46
42:BG:57:ALA:HA	42:BG:90:LEU:CD2	2.46	0.46
43:BH:43:VAL:HG11	43:BH:52:VAL:CG2	2.46	0.46
44:BI:51:ILE:C	44:BI:52:ARG:HG3	2.37	0.46
44:BI:78:THR:H	44:BI:104:GLN:NE2	2.13	0.46
44:BI:113:ARG:HH22	44:BI:131:LYS:CG	2.22	0.46
52:BT:1:MET:CE	52:BT:7:ILE:HD12	2.45	0.46
52:BT:28:VAL:CG1	52:BT:46:GLU:HA	2.44	0.46
52:BT:57:PHE:CG	52:BT:58:ASN:N	2.83	0.46
55:BW:3:ALA:CB	55:BW:58:ALA:HB2	2.46	0.46
56:BX:28:PHE:CE2	56:BX:92:LEU:HD11	2.50	0.46
57:BY:37:VAL:O	57:BY:66:PRO:O	2.33	0.46
1:CA:143:A:H2	1:CA:220:G:H1	1.64	0.46
1:CA:524:G:H2'	1:CA:525:C:C6	2.51	0.46
1:CA:580:U:H2'	1:CA:581:G:O4'	2.16	0.46
1:CA:629:G:H2'	1:CA:630:G:O4'	2.15	0.46
1:CA:677:U:H2'	1:CA:678:U:C6	2.51	0.46
1:CA:1071:C:O2'	1:CA:1072:G:H5'	2.16	0.46
1:CA:1220:G:OP1	19:CS:37:ARG:HD2	2.15	0.46
1:CA:1408:A:C2	1:CA:1409:C:C5	3.04	0.46
1:CA:1443:G:N2	1:CA:1460:A:H1'	2.31	0.46
1:CA:1464:G:C2	1:CA:1465:C:C5	3.04	0.46
1:CA:1472:U:C2'	1:CA:1473:A:H5'	2.46	0.46
2:CB:41:ILE:HD12	2:CB:41:ILE:N	2.30	0.46
2:CB:80:ILE:H	2:CB:80:ILE:HD12	1.81	0.46
3:CC:89:GLU:HG3	3:CC:93:LYS:NZ	2.31	0.46
3:CC:141:VAL:CG1	3:CC:202:ILE:HG23	2.46	0.46
3:CC:181:ASN:HD21	3:CC:204:LEU:HD12	1.81	0.46
7:CG:113:GLU:CG	7:CG:119:ARG:HG2	2.45	0.46
11:CK:59:TYR:CZ	11:CK:63:LEU:HD21	2.50	0.46
12:CL:24:VAL:HG13	12:CL:98:TYR:HE2	1.76	0.46
23:CV:20:U:H2'	23:CV:21:A:C4'	2.46	0.46
25:CZ:23:ILE:O	25:CZ:27:ILE:HG12	2.16	0.46
32:D6:45:LYS:HG2	36:DA:2371:G:C5'	2.46	0.46
34:D8:59:LYS:HE2	48:DP:50:ARG:HB3	1.98	0.46
36:DA:405:U:H3'	36:DA:406:G:H5'	1.97	0.46
36:DA:587:C:C5	48:DP:33:ARG:HD3	2.51	0.46
36:DA:1654:A:P	50:DR:3:HIS:HB2	2.55	0.46
36:DA:2360:A:O2'	36:DA:2361:A:O4'	2.31	0.46
36:DA:2779:U:O2	36:DA:2779:U:O4'	2.34	0.46

Continued on next page...

Continued from previous page...

Atom-1	Atom-2	Interatomic distance (Å)	Clash overlap (Å)
42:DG:76:SER:CB	42:DG:83:ARG:HB2	2.46	0.46
44:DI:118:LYS:NZ	44:DI:119:PRO:O	2.46	0.46
47:DO:10:VAL:CG2	47:DO:16:ALA:O	2.64	0.46
47:DO:65:THR:OG1	47:DO:69:ILE:HD11	2.16	0.46
47:DO:88:ASN:OD1	47:DO:92:GLU:HB2	2.16	0.46
51:DS:58:LEU:CG	51:DS:59:LYS:H	2.29	0.46
52:DT:32:TYR:CG	52:DT:81:PRO:HB2	2.51	0.46
52:DT:50:ILE:HD12	52:DT:99:LEU:CD1	2.45	0.46
54:DV:39:LEU:HB3	54:DV:40:LEU:HD23	1.97	0.46
55:DW:3:ALA:CB	55:DW:58:ALA:HB2	2.46	0.46
55:DW:8:ARG:NH1	55:DW:8:ARG:CG	2.79	0.46
57:DY:29:GLU:N	57:DY:29:GLU:CD	2.69	0.46
58:DZ:94:GLU:O	58:DZ:129:SER:HA	2.16	0.46
1:AA:50:A:N6	1:AA:361:G:H4'	2.32	0.45
1:AA:436:C:O2'	1:AA:437:U:P	2.74	0.45
1:AA:503:C:H2'	1:AA:504:C:H6	1.81	0.45
1:AA:556:C:O2'	1:AA:557:G:H5'	2.16	0.45
1:AA:629:G:H2'	1:AA:630:G:O4'	2.15	0.45
1:AA:801:U:H2'	1:AA:802:A:C8	2.51	0.45
1:AA:881:G:H2'	1:AA:882:C:O4'	2.16	0.45
1:AA:1219:U:H2'	1:AA:1220:G:C8	2.51	0.45
2:AB:71:VAL:O	2:AB:164:VAL:HA	2.16	0.45
3:AC:64:VAL:O	3:AC:100:ALA:HB3	2.17	0.45
3:AC:126:ARG:O	3:AC:127:ARG:HB2	2.17	0.45
7:AG:78:ARG:NH2	7:AG:79:ARG:O	2.50	0.45
14:AN:23:ARG:HD2	14:AN:28:GLY:O	2.16	0.45
23:AW:76:A:O2'	36:BA:2395:C:C2	2.69	0.45
25:AY:34:THR:O	25:AY:37:THR:N	2.49	0.45
27:B1:73:LEU:HD12	27:B1:94:LEU:HD12	1.97	0.45
27:B1:84:GLY:O	27:B1:86:SER:N	2.49	0.45
31:B5:49:CYS:O	31:B5:51:TYR:N	2.43	0.45
32:B6:8:LYS:HE3	32:B6:25:LYS:CD	2.41	0.45
36:BA:65:C:H2'	36:BA:66:C:H6	1.82	0.45
36:BA:197:A:N6	36:BA:2430:A:H2'	2.31	0.45
36:BA:408:G:O2'	36:BA:409:C:H5'	2.15	0.45
36:BA:1180:C:C2'	36:BA:1181:C:H5'	2.46	0.45
36:BA:2206:G:C2	36:BA:2207:G:H5'	2.51	0.45
36:BA:2298:A:N6	36:BA:2318:G:H8	2.14	0.45
36:BA:2850:A:H5'	36:BA:2868:A:H2	1.81	0.45
44:BI:91:SER:HA	44:BI:121:LYS:HZ2	1.81	0.45
46:BN:42:TRP:CD1	53:BU:63:VAL:HG11	2.51	0.45

Continued on next page...

Continued from previous page...

Atom-1	Atom-2	Interatomic distance (Å)	Clash overlap (Å)
48:BP:30:THR:HG22	48:BP:31:ALA:N	2.14	0.45
50:BR:17:ARG:O	50:BR:20:LEU:HB3	2.16	0.45
51:BS:77:ALA:C	51:BS:79:ALA:N	2.69	0.45
54:BV:25:LEU:N	54:BV:92:THR:HG21	2.31	0.45
55:BW:4:LYS:HG3	55:BW:106:ILE:HG22	1.98	0.45
56:BX:57:LEU:HD11	56:BX:78:LYS:HG3	1.98	0.45
57:BY:26:LYS:HZ2	57:BY:27:VAL:HG23	1.80	0.45
57:BY:27:VAL:C	57:BY:28:LYS:HG3	2.37	0.45
58:BZ:69:THR:HA	58:BZ:89:PHE:O	2.16	0.45
1:CA:626:U:O2'	1:CA:627:G:H5'	2.16	0.45
1:CA:1011:G:H1	1:CA:1018:C:N4	2.13	0.45
1:CA:1057:G:H4'	3:CC:196:LEU:O	2.16	0.45
1:CA:1062:U:H2'	1:CA:1063:C:C6	2.51	0.45
1:CA:1266:G:N2	1:CA:1269:A:OP2	2.49	0.45
1:CA:1276:G:O2'	1:CA:1277:C:H5'	2.16	0.45
1:CA:1298:C:C5	7:CG:114:ARG:CZ	2.99	0.45
1:CA:1313:U:H2'	1:CA:1314:C:C6	2.48	0.45
2:CB:77:ALA:CB	2:CB:211:ILE:HD13	2.34	0.45
4:CD:150:GLU:HA	4:CD:153:ARG:CD	2.46	0.45
5:CE:6:PHE:H	5:CE:63:ARG:HH12	1.64	0.45
5:CE:110:LEU:CD1	5:CE:118:ILE:HG21	2.47	0.45
11:CK:120:ARG:HD3	11:CK:126:ARG:NH1	2.31	0.45
12:CL:27:LEU:C	12:CL:29:GLY:H	2.18	0.45
17:CQ:63:ARG:O	17:CQ:65:ILE:HD12	2.15	0.45
19:CS:6:LYS:HD2	19:CS:6:LYS:N	2.29	0.45
19:CS:6:LYS:CG	19:CS:7:LYS:HE3	2.47	0.45
19:CS:40:ILE:HG21	19:CS:62:ILE:HD11	1.98	0.45
20:CT:46:GLU:O	20:CT:46:GLU:HG2	2.16	0.45
23:CV:27:U:O2	23:CV:44:A:C2	2.69	0.45
26:D0:25:ARG:HD2	26:D0:29:GLN:NE2	2.31	0.45
28:D2:16:LEU:O	28:D2:17:SER:CB	2.61	0.45
28:D2:47:ASN:ND2	36:DA:94(A):G:N3	2.63	0.45
29:D3:40:THR:CG2	29:D3:43:ILE:HG12	2.46	0.45
30:D4:12:ALA:HA	30:D4:29:PRO:CG	2.44	0.45
30:D4:13:ARG:C	30:D4:14:ILE:HD12	2.36	0.45
32:D6:9:LEU:HD12	32:D6:28:ARG:CG	2.37	0.45
34:D8:33:ASN:HA	34:D8:36:LYS:HG3	1.97	0.45
35:D9:22:ARG:NH2	36:DA:2741:A:OP1	2.49	0.45
36:DA:128:C:H2'	36:DA:129:C:H6	1.81	0.45
36:DA:727:A:C2	39:DD:9:TYR:CD2	3.05	0.45
36:DA:812:C:C5'	48:DP:25:SER:HB2	2.42	0.45

Continued on next page...

Continued from previous page...

Atom-1	Atom-2	Interatomic distance (Å)	Clash overlap (Å)
36:DA:908:C:O2'	36:DA:909:A:H5'	2.16	0.45
36:DA:1836:C:H2'	36:DA:1837:C:H6	1.81	0.45
36:DA:2769:C:H2'	36:DA:2770:G:H8	1.80	0.45
36:DA:2850:A:H2'	36:DA:2851:A:C8	2.51	0.45
37:DB:110:G:H2'	37:DB:111:G:C8	2.51	0.45
39:DD:35:LYS:HE2	39:DD:61:LEU:HG	1.98	0.45
39:DD:196:VAL:O	39:DD:196:VAL:CG1	2.61	0.45
42:DG:35:GLU:CD	42:DG:36:LYS:NZ	2.70	0.45
42:DG:112:PRO:HG2	42:DG:113:ARG:HG2	1.99	0.45
42:DG:161:THR:HG22	42:DG:163:ALA:H	1.80	0.45
43:DH:89:ILE:HD12	43:DH:90:LYS:N	2.30	0.45
44:DI:77:LEU:HD22	44:DI:140:LEU:HA	1.97	0.45
44:DI:111:PRO:HB2	44:DI:112:LYS:CD	2.45	0.45
46:DN:17:ASP:OD2	46:DN:56:ASN:HB3	2.17	0.45
48:DP:17:LYS:O	48:DP:17:LYS:CG	2.49	0.45
48:DP:96:THR:O	48:DP:98:GLU:N	2.49	0.45
51:DS:51:ALA:HB1	51:DS:72:ALA:HB1	1.98	0.45
53:DU:74:LEU:HD12	53:DU:74:LEU:H	1.81	0.45
57:DY:28:LYS:C	57:DY:38:ILE:HG22	2.36	0.45
58:DZ:19:ARG:HG2	58:DZ:19:ARG:NH1	2.31	0.45
1:AA:1234:C:H2'	1:AA:1235:U:C6	2.50	0.45
1:AA:1303:C:OP1	1:AA:1304:G:OP2	2.34	0.45
2:AB:172:ILE:O	2:AB:176:GLU:HG3	2.15	0.45
2:AB:178:ARG:HG3	8:AH:72:PRO:HA	1.98	0.45
7:AG:29:LYS:CB	7:AG:105:VAL:HG21	2.45	0.45
11:AK:18:ARG:HH21	11:AK:36:ASP:C	2.20	0.45
11:AK:38:ASN:HA	11:AK:39:PRO:HD2	1.73	0.45
11:AK:108:ILE:HG21	18:AR:88:LYS:OXT	2.16	0.45
12:AL:29:GLY:O	12:AL:30:ALA:C	2.55	0.45
13:AM:103:THR:C	13:AM:105:THR:H	2.19	0.45
16:AP:28:ARG:NH1	16:AP:29:ASP:OD1	2.49	0.45
16:AP:75:ARG:C	16:AP:78:GLY:H	2.19	0.45
19:AS:29:ARG:HB2	19:AS:48:THR:O	2.16	0.45
20:AT:38:LYS:O	20:AT:40:ALA:N	2.49	0.45
22:AV:20:U:O2	22:AV:20:U:H3'	2.17	0.45
26:B0:16:SER:OG	36:BA:2261:C:H3'	2.16	0.45
27:B1:89:GLU:HA	27:B1:92:LYS:HG2	1.98	0.45
30:B4:17:GLY:C	30:B4:19:GLY:H	2.19	0.45
32:B6:8:LYS:O	32:B6:8:LYS:HG3	2.17	0.45
36:BA:244:A:C2	36:BA:255:A:C4	3.05	0.45
36:BA:572:A:OP2	54:BV:78:LYS:HE2	2.17	0.45

Continued on next page...

Continued from previous page...

Atom-1	Atom-2	Interatomic distance (Å)	Clash overlap (Å)
36:BA:664:C:H4'	36:BA:941:A:OP1	2.16	0.45
36:BA:718:A:H2'	36:BA:719:C:H5'	1.98	0.45
36:BA:1510:G:O2'	36:BA:1511:C:H5'	2.15	0.45
36:BA:2517:C:C4	36:BA:2542:A:C6	3.05	0.45
36:BA:2847:U:OP1	52:BT:98:LYS:HD3	2.16	0.45
38:BC:7:ARG:HH11	38:BC:7:ARG:HG2	1.81	0.45
38:BC:30:VAL:O	38:BC:30:VAL:HG12	2.17	0.45
39:BD:67:PHE:CE2	39:BD:157:ARG:NH2	2.84	0.45
40:BE:98:PRO:HG3	40:BE:174:ASP:HA	1.98	0.45
41:BF:65:TRP:HB3	41:BF:66:PRO:HD2	1.99	0.45
43:BH:33:LEU:O	43:BH:34:GLU:HG2	2.15	0.45
46:BN:134:ARG:H	46:BN:135:PRO:CD	2.26	0.45
48:BP:16:ARG:C	48:BP:16:ARG:HH11	2.19	0.45
49:BQ:103:MET:CE	49:BQ:125:LEU:HD13	2.47	0.45
52:BT:64:ARG:CG	52:BT:64:ARG:NH1	2.79	0.45
52:BT:115:ARG:HD3	52:BT:115:ARG:HA	1.71	0.45
52:BT:117:ASP:O	52:BT:121:ILE:HG13	2.17	0.45
53:BU:92:ARG:HH11	53:BU:95:LEU:HD12	1.79	0.45
55:BW:3:ALA:HB3	55:BW:58:ALA:HB2	1.97	0.45
55:BW:64:MET:O	55:BW:65:LEU:CB	2.64	0.45
1:CA:324:G:N2	1:CA:327:A:C8	2.85	0.45
1:CA:340:U:H2'	1:CA:341:C:C6	2.52	0.45
1:CA:375:U:OP1	16:CP:69:THR:HG21	2.17	0.45
1:CA:448:A:H2'	1:CA:449:C:C6	2.51	0.45
1:CA:501:C:OP1	12:CL:124:LYS:HD3	2.15	0.45
1:CA:591:U:H2'	1:CA:592:G:C8	2.49	0.45
1:CA:607:A:H2'	1:CA:608:A:H8	1.80	0.45
1:CA:923:A:H2'	1:CA:924:C:H6	1.80	0.45
1:CA:1418:A:N3	36:DA:1959:G:H1'	2.31	0.45
2:CB:71:VAL:HB	2:CB:164:VAL:CG1	2.33	0.45
5:CE:112:LEU:HD23	5:CE:112:LEU:N	2.31	0.45
5:CE:148:VAL:C	5:CE:150:ARG:H	2.19	0.45
6:CF:61:LEU:HB3	6:CF:63:TYR:HE1	1.80	0.45
7:CG:55:GLY:O	7:CG:56:GLN:NE2	2.49	0.45
9:CI:28:VAL:HA	9:CI:63:ILE:O	2.15	0.45
10:CJ:8:LEU:CD2	10:CJ:96:ILE:HG22	2.46	0.45
15:CO:63:ARG:HG2	15:CO:67:LEU:CD1	2.47	0.45
19:CS:49:ILE:O	19:CS:60:VAL:HG12	2.16	0.45
25:CZ:13:TYR:HE1	25:CZ:24:VAL:HG13	1.80	0.45
25:CZ:21:LYS:HD2	25:CZ:21:LYS:C	2.36	0.45
27:D1:81:LYS:HE2	36:DA:271(H):G:C5'	2.45	0.45

Continued on next page...

Continued from previous page...

Atom-1	Atom-2	Interatomic distance (Å)	Clash overlap (Å)
36:DA:272(G):C:N4	36:DA:363(C):G:H1	2.15	0.45
36:DA:996:A:OP2	53:DU:92:ARG:NH2	2.42	0.45
36:DA:1318:C:C3'	36:DA:1319:G:H5''	2.44	0.45
36:DA:1506:C:O2	36:DA:1506:C:C2'	2.64	0.45
36:DA:1558:A:H4'	36:DA:1559:G:H2'	1.98	0.45
36:DA:1766:U:H2'	36:DA:1767:C:H6	1.80	0.45
36:DA:2123:G:O2'	36:DA:2124:G:H5'	2.16	0.45
36:DA:2140:C:H1'	36:DA:2152:G:N2	2.31	0.45
36:DA:2339:G:O2'	36:DA:2340:G:H5'	2.16	0.45
36:DA:2602:A:H4'	36:DA:2603:G:H5'	1.94	0.45
36:DA:2712:U:O2'	36:DA:2713:A:H5'	2.17	0.45
39:DD:79:VAL:O	39:DD:79:VAL:HG12	2.15	0.45
40:DE:19:ARG:HB2	40:DE:19:ARG:NH1	2.31	0.45
41:DF:116:ASP:O	41:DF:120:GLU:HG3	2.16	0.45
41:DF:119:ARG:HG2	41:DF:119:ARG:HH11	1.80	0.45
42:DG:42:GLY:O	42:DG:88:ILE:HG21	2.16	0.45
44:DI:109:ILE:CG2	44:DI:110:ASP:H	2.16	0.45
51:DS:30:ARG:HH22	51:DS:62:LYS:CD	2.23	0.45
52:DT:112:ARG:NH1	52:DT:112:ARG:CB	2.79	0.45
55:DW:12:ILE:CD1	55:DW:17:VAL:HG22	2.45	0.45
55:DW:51:LEU:HD13	55:DW:51:LEU:C	2.36	0.45
58:DZ:108:PRO:CB	58:DZ:144:LEU:HB2	2.46	0.45
58:DZ:138:GLU:HG2	58:DZ:156:LYS:HD3	1.95	0.45
1:AA:192:U:H5'	20:AT:102:GLY:HA2	1.98	0.45
1:AA:522:C:O2'	1:AA:523:A:H5'	2.16	0.45
1:AA:675:A:H1'	11:AK:116:HIS:CD2	2.50	0.45
1:AA:860:A:H2'	1:AA:861:G:O4'	2.16	0.45
1:AA:1134:G:C6	1:AA:1142:G:N1	2.84	0.45
1:AA:1162:C:H2'	1:AA:1163:C:C6	2.51	0.45
2:AB:60:ASP:O	2:AB:64:ARG:HG2	2.15	0.45
2:AB:166:ASP:HB3	2:AB:169:LYS:CB	2.38	0.45
6:AF:91:VAL:HG11	18:AR:72:ARG:NH1	2.32	0.45
8:AH:69:ARG:NE	8:AH:75:ARG:O	2.49	0.45
9:AI:8:GLY:HA3	9:AI:76:ALA:O	2.16	0.45
13:AM:29:ARG:HH21	13:AM:64:TRP:HE3	1.64	0.45
13:AM:49:THR:O	13:AM:53:VAL:HG23	2.16	0.45
13:AM:82:MET:O	13:AM:83:ASP:C	2.55	0.45
22:AV:72:A:C3'	22:AV:73:A:H5''	2.47	0.45
23:AW:53:G:H2'	23:AW:54:U:C6	2.51	0.45
25:AY:59:ARG:CG	25:AY:65:ARG:NH2	2.79	0.45
27:B1:43:TYR:N	27:B1:43:TYR:CD1	2.85	0.45

Continued on next page...

Continued from previous page...

Atom-1	Atom-2	Interatomic distance (Å)	Clash overlap (Å)
27:BI:71:TYR:CZ	44:BI:27:ARG:HG3	2.51	0.45
33:B7:46:VAL:CG1	33:B7:47:ARG:N	2.78	0.45
36:BA:128:C:H2'	36:BA:129:C:C6	2.52	0.45
36:BA:407:G:H2'	36:BA:408:G:C8	2.50	0.45
36:BA:614:U:O2	36:BA:614:U:O4'	2.35	0.45
36:BA:862:G:H2'	36:BA:863:A:O4'	2.17	0.45
36:BA:1149:G:H2'	36:BA:1150:C:C6	2.51	0.45
36:BA:1509(A):A:H2'	36:BA:1509(B):A:C8	2.52	0.45
36:BA:1662:C:O2'	36:BA:1663:C:H5'	2.17	0.45
36:BA:2140:C:H1'	36:BA:2152:G:N2	2.31	0.45
36:BA:2713:A:C3'	36:BA:2714:G:C5'	2.94	0.45
36:BA:2772:C:H2'	36:BA:2773:C:C6	2.51	0.45
39:BD:31:LYS:C	39:BD:33:LEU:H	2.20	0.45
42:BG:145:THR:HG22	42:BG:148:MET:HB3	1.98	0.45
44:BI:66:GLU:C	44:BI:68:LEU:H	2.19	0.45
44:BI:68:LEU:HD23	44:BI:68:LEU:C	2.36	0.45
44:BI:125:GLU:OE1	44:BI:140:LEU:O	2.34	0.45
46:BN:17:ASP:C	46:BN:19:GLU:H	2.18	0.45
48:BP:40:SER:C	48:BP:41:ARG:NE	2.70	0.45
56:BX:73:ARG:HB3	56:BX:74:PRO:HD2	1.98	0.45
57:BY:29:GLU:N	57:BY:29:GLU:CD	2.70	0.45
1:CA:452:A:O2'	1:CA:453:A:H8	1.99	0.45
1:CA:505:G:H2'	1:CA:506:G:C8	2.49	0.45
1:CA:556:C:O2'	1:CA:557:G:H5'	2.16	0.45
1:CA:1300:G:O4'	1:CA:1300:G:OP2	2.33	0.45
2:CB:92:TYR:CG	2:CB:151:GLY:HA3	2.51	0.45
2:CB:187:LEU:HD23	2:CB:201:ILE:O	2.16	0.45
3:CC:106:VAL:C	3:CC:108:ASN:N	2.67	0.45
3:CC:206:GLU:O	3:CC:207:VAL:C	2.54	0.45
6:CF:100:ASN:HD21	18:CR:23:LYS:HE3	1.81	0.45
10:CJ:61:GLU:HG3	14:CN:58:LYS:HE2	1.98	0.45
10:CJ:81:THR:HG22	10:CJ:85:LEU:HD12	1.98	0.45
11:CK:29:ILE:HA	11:CK:44:SER:HB3	1.98	0.45
11:CK:116:HIS:O	11:CK:117:ASN:CB	2.64	0.45
13:CM:112:GLY:C	13:CM:113:PRO:HG2	2.37	0.45
17:CQ:50:LYS:HE3	17:CQ:51:TYR:HE1	1.76	0.45
18:CR:36:ASN:HB3	18:CR:39:VAL:HG21	1.97	0.45
19:CS:61:TYR:HE2	19:CS:63:THR:HB	1.82	0.45
25:CY:59:ARG:CG	25:CY:65:ARG:NH2	2.78	0.45
25:CZ:68:TYR:CB	25:CZ:75:LEU:HD11	2.46	0.45
29:D3:40:THR:HG23	29:D3:43:ILE:CG1	2.46	0.45

Continued on next page...

Continued from previous page...

Atom-1	Atom-2	Interatomic distance (Å)	Clash overlap (Å)
30:D4:39:CYS:O	30:D4:40:HIS:CG	2.69	0.45
36:DA:536:A:H2'	36:DA:537:C:C6	2.51	0.45
36:DA:1144:G:H2'	36:DA:1145:C:C6	2.51	0.45
36:DA:1564:C:H2'	36:DA:1565:C:C6	2.51	0.45
36:DA:1742:G:N7	36:DA:1743:C:C4	2.84	0.45
36:DA:1967:C:H2'	36:DA:1968:G:H5'	1.98	0.45
36:DA:2282:G:H5''	36:DA:2283:C:O4'	2.17	0.45
36:DA:2847:U:OP1	52:DT:98:LYS:HD3	2.15	0.45
37:DB:49:C:C2'	37:DB:50:G:H5'	2.46	0.45
38:DC:45:HIS:O	38:DC:213:VAL:HA	2.16	0.45
39:DD:68:LYS:O	39:DD:68:LYS:HG3	2.16	0.45
39:DD:122:ASP:CG	39:DD:123:ALA:H	2.19	0.45
40:DE:38:THR:C	40:DE:40:GLU:H	2.20	0.45
41:DF:3:GLU:HG3	41:DF:3:GLU:O	2.17	0.45
41:DF:21:ALA:C	41:DF:23:ASP:N	2.68	0.45
41:DF:34:TRP:CH2	48:DP:12:ALA:HB2	2.52	0.45
41:DF:168:ARG:C	41:DF:170:LEU:N	2.68	0.45
42:DG:125:PHE:CE2	42:DG:170:ARG:HB2	2.51	0.45
42:DG:133:LEU:HD12	42:DG:134:GLY:N	2.30	0.45
44:DI:51:ILE:O	44:DI:51:ILE:CG2	2.63	0.45
44:DI:111:PRO:CB	44:DI:112:LYS:HD2	2.42	0.45
48:DP:7:ARG:C	48:DP:10:PRO:HD2	2.37	0.45
48:DP:21:ARG:O	48:DP:23:PRO:HD3	2.16	0.45
52:DT:108:ARG:O	52:DT:111:ARG:HB2	2.16	0.45
1:AA:59:A:H5'	1:AA:60:A:H5''	1.98	0.45
1:AA:201:C:H42	1:AA:216:G:H1	1.62	0.45
1:AA:1029:C:C1'	1:AA:1033:G:H1	2.30	0.45
1:AA:1067:A:H1'	1:AA:1068:G:O4'	2.16	0.45
1:AA:1422:G:H4'	47:BO:49:ARG:NH1	2.31	0.45
1:AA:1429:C:H2'	1:AA:1430:C:C6	2.50	0.45
4:AD:132:ARG:C	4:AD:132:ARG:HD2	2.36	0.45
7:AG:111:ARG:HD2	7:AG:123:GLU:HB2	1.98	0.45
10:AJ:61:GLU:HG3	14:AN:58:LYS:HE2	1.98	0.45
11:AK:21:ILE:CD1	11:AK:82:VAL:HG13	2.46	0.45
12:AL:27:LEU:C	12:AL:29:GLY:H	2.18	0.45
13:AM:112:GLY:O	13:AM:113:PRO:O	2.34	0.45
14:AN:44:LEU:HD12	14:AN:44:LEU:O	2.17	0.45
24:AX:18:G:O2'	24:AX:19:OMU:O5'	2.31	0.45
27:B1:11:ARG:NH2	36:BA:1365:A:O2'	2.49	0.45
27:B1:19:GLN:O	27:B1:35:THR:N	2.47	0.45
30:B4:17:GLY:N	30:B4:33:VAL:O	2.49	0.45

Continued on next page...

Continued from previous page...

Atom-1	Atom-2	Interatomic distance (Å)	Clash overlap (Å)
31:B5:3:LYS:HD2	31:B5:5:PRO:HD2	1.97	0.45
35:B9:1:MET:SD	36:BA:2478:A:OP2	2.75	0.45
36:BA:630:G:N2	36:BA:632:A:H3'	2.30	0.45
36:BA:1021:A:H8	36:BA:1022:G:H5''	1.80	0.45
36:BA:1688:U:H1'	36:BA:1701:A:C6	2.51	0.45
36:BA:2306:C:C4'	42:BG:136:ARG:HH22	2.28	0.45
36:BA:2506:U:H4'	36:BA:2507:C:OP1	2.16	0.45
36:BA:2617:C:O2'	36:BA:2618:G:H5'	2.16	0.45
36:BA:2801(A):A:H4'	36:BA:2802:G:C2'	2.47	0.45
37:BB:43:C:H4'	42:BG:66:GLN:NE2	2.31	0.45
39:BD:117:VAL:HG21	39:BD:128:GLY:CA	2.46	0.45
41:BF:38:ARG:HH11	41:BF:38:ARG:HG3	1.82	0.45
42:BG:57:ALA:O	42:BG:60:LEU:HB3	2.16	0.45
42:BG:125:PHE:O	42:BG:128:ARG:HB2	2.16	0.45
42:BG:149:VAL:O	42:BG:149:VAL:HG13	2.16	0.45
43:BH:50:VAL:O	43:BH:51:ARG:HB2	2.17	0.45
43:BH:89:ILE:HD11	43:BH:94:TYR:O	2.17	0.45
46:BN:61:ARG:HH11	46:BN:61:ARG:HG3	1.80	0.45
48:BP:41:ARG:NE	48:BP:41:ARG:N	2.63	0.45
49:BQ:51:ARG:O	49:BQ:52:VAL:C	2.54	0.45
49:BQ:55:VAL:HG22	49:BQ:56:ARG:N	2.30	0.45
52:BT:11:GLU:OE1	52:BT:12:SER:N	2.50	0.45
53:BU:36:ARG:HD3	53:BU:40:PHE:CZ	2.51	0.45
57:BY:28:LYS:C	57:BY:38:ILE:HG22	2.36	0.45
57:BY:31:LEU:HB2	57:BY:32:PRO:CA	2.39	0.45
57:BY:95:LYS:HZ2	57:BY:100:ALA:HB1	1.80	0.45
58:BZ:6:LYS:H	58:BZ:6:LYS:CE	2.19	0.45
58:BZ:131:ARG:HH11	58:BZ:131:ARG:HG2	1.81	0.45
58:BZ:150:LEU:CG	58:BZ:171:ILE:HD11	2.44	0.45
1:CA:127:G:O2'	1:CA:128:G:H5'	2.16	0.45
1:CA:1133:G:H2'	1:CA:1134:G:C8	2.52	0.45
1:CA:1500:A:H2'	1:CA:1501:C:H5'	1.99	0.45
2:CB:75:LYS:O	2:CB:77:ALA:N	2.49	0.45
2:CB:142:LEU:HD23	2:CB:142:LEU:C	2.37	0.45
4:CD:42:GLN:O	4:CD:42:GLN:HG3	2.14	0.45
5:CE:144:THR:C	5:CE:146:ALA:H	2.20	0.45
10:CJ:39:PRO:HB3	10:CJ:70:ARG:HH12	1.81	0.45
17:CQ:63:ARG:HG2	17:CQ:64:PRO:HD2	1.98	0.45
19:CS:29:ARG:O	19:CS:31:ILE:HG22	2.16	0.45
59:CX:19:OMU:HM23	25:CY:51:ASN:ND2	2.26	0.45
25:CY:48:LEU:HD13	25:CY:52:LEU:CD1	2.35	0.45

Continued on next page...

Continued from previous page...

Atom-1	Atom-2	Interatomic distance (Å)	Clash overlap (Å)
28:D2:45:SER:O	28:D2:46:GLN:CD	2.54	0.45
34:D8:23:VAL:CG1	34:D8:46:ARG:HB3	2.46	0.45
35:D9:6:SER:HB2	36:DA:2466:C:H5'	1.98	0.45
36:DA:150:C:H2'	36:DA:151:C:H6	1.82	0.45
36:DA:192:C:C2'	36:DA:193:U:H5'	2.46	0.45
36:DA:693:C:H2'	36:DA:694:U:H6	1.82	0.45
36:DA:1009:A:C4'	53:DU:59:ARG:HD3	2.47	0.45
36:DA:1679:U:H2'	36:DA:1680:U:C5'	2.46	0.45
36:DA:1786:A:C2	36:DA:2606:C:H1'	2.51	0.45
36:DA:1906:G:O2'	36:DA:1907:G:H5'	2.17	0.45
36:DA:1999:C:O2'	36:DA:2000:G:H5'	2.17	0.45
36:DA:2303:G:H2'	36:DA:2304:G:O4'	2.16	0.45
36:DA:2377:A:H2'	36:DA:2378:A:C8	2.52	0.45
36:DA:2713:A:C3'	36:DA:2714:G:C5'	2.95	0.45
36:DA:2828:C:O2'	36:DA:2829:C:H5'	2.16	0.45
38:DC:15:VAL:HG11	38:DC:33:LEU:HD11	1.97	0.45
39:DD:43:ARG:HB2	39:DD:54:ARG:HB2	1.97	0.45
40:DE:119:ARG:HG2	40:DE:160:TYR:CB	2.47	0.45
40:DE:185:LYS:HD3	40:DE:185:LYS:HA	1.64	0.45
41:DF:21:ALA:O	41:DF:23:ASP:N	2.49	0.45
44:DI:77:LEU:HB3	44:DI:141:LYS:HE3	1.97	0.45
48:DP:41:ARG:C	48:DP:42:SER:OG	2.55	0.45
52:DT:107:ASP:H	52:DT:110:ILE:HG12	1.80	0.45
57:DY:66:PRO:O	57:DY:67:LEU:CB	2.62	0.45
58:DZ:5:LEU:CG	58:DZ:43:GLU:HG3	2.47	0.45
58:DZ:39:VAL:O	58:DZ:40:ASP:C	2.55	0.45
1:AA:93:G:C6	1:AA:96:U:C4	3.05	0.45
1:AA:642:A:N3	8:AH:113:SER:OG	2.48	0.45
1:AA:660:G:H2'	1:AA:661:G:H8	1.80	0.45
1:AA:774:G:O2'	1:AA:775:G:H5'	2.17	0.45
1:AA:832:C:O2'	1:AA:833:U:H6	1.98	0.45
1:AA:924:C:H2'	1:AA:925:G:C8	2.51	0.45
1:AA:942:G:H21	9:AI:124:GLN:HE22	1.63	0.45
1:AA:950:U:H6	13:AM:102:ARG:HH21	1.65	0.45
1:AA:1266:G:N2	1:AA:1269:A:OP2	2.49	0.45
2:AB:15:VAL:H	2:AB:16:HIS:CE1	2.34	0.45
2:AB:47:THR:HA	2:AB:202:PRO:HG2	1.99	0.45
3:AC:73:PRO:HD3	3:AC:105:GLU:HB2	1.96	0.45
5:AE:100:VAL:HG23	5:AE:100:VAL:O	2.16	0.45
6:AF:10:LEU:CD1	6:AF:61:LEU:HD13	2.47	0.45
11:AK:125:PHE:CD1	11:AK:125:PHE:N	2.85	0.45

Continued on next page...

Continued from previous page...

Atom-1	Atom-2	Interatomic distance (Å)	Clash overlap (Å)
16:AP:21:VAL:HG12	16:AP:34:GLU:O	2.17	0.45
18:AR:26:LEU:HD13	18:AR:39:VAL:HG13	1.98	0.45
18:AR:37:VAL:HG23	18:AR:38:GLU:N	2.23	0.45
19:AS:42:PRO:HG3	30:B4:50:VAL:HG23	1.98	0.45
19:AS:64:GLU:CG	19:AS:65:ASN:H	2.28	0.45
22:AV:37:A:C2	24:AX:16:A:C5	3.04	0.45
22:AV:59:A:H2'	22:AV:60:U:H5'	1.99	0.45
25:AY:47:PRO:HB3	25:AY:56:TRP:CZ2	2.52	0.45
31:B5:7:PRO:HA	36:BA:2615:U:C2	2.51	0.45
34:B8:27:THR:CG2	48:BP:61:ARG:HA	2.47	0.45
36:BA:185:U:H2'	36:BA:186:G:H8	1.82	0.45
36:BA:384:U:H2'	36:BA:385:C:H6	1.81	0.45
36:BA:1168:G:C2	36:BA:1182:A:C2	3.04	0.45
36:BA:1639:U:H2'	36:BA:1640:C:C5'	2.45	0.45
36:BA:2286:A:H4'	36:BA:2287:A:O4'	2.16	0.45
36:BA:2312:U:OP1	42:BG:73:ALA:HA	2.16	0.45
36:BA:2516:G:C6	36:BA:2517:C:N4	2.84	0.45
36:BA:2529:G:OP2	36:BA:2530:A:H8	1.98	0.45
36:BA:2758:A:C8	43:BH:67:LEU:HD21	2.51	0.45
37:BB:45:A:C1'	42:BG:95:ARG:NH2	2.77	0.45
39:BD:112:GLN:O	39:BD:115:GLN:HB2	2.16	0.45
40:BE:50:GLY:CA	40:BE:74:PRO:HG2	2.46	0.45
42:BG:21:ARG:O	42:BG:23:PHE:N	2.49	0.45
42:BG:82:LEU:C	42:BG:83:ARG:HG3	2.35	0.45
42:BG:131:TYR:HB3	42:BG:159:VAL:CG1	2.41	0.45
46:BN:38:HIS:CD2	46:BN:38:HIS:H	2.34	0.45
46:BN:128:HIS:CD2	46:BN:130:HIS:O	2.70	0.45
48:BP:39:LYS:O	48:BP:40:SER:HB2	2.17	0.45
48:BP:101:VAL:CG2	48:BP:102:ARG:N	2.79	0.45
51:BS:49:VAL:HG21	51:BS:77:ALA:HA	1.99	0.45
51:BS:58:LEU:CG	51:BS:59:LYS:H	2.29	0.45
52:BT:89:VAL:CG1	52:BT:91:ARG:HG3	2.46	0.45
53:BU:52:ARG:HG2	53:BU:56:ASP:OD2	2.16	0.45
57:BY:84:ARG:NH2	57:BY:97:ARG:NH2	2.63	0.45
1:CA:180:U:H2'	1:CA:181:G:H5''	1.97	0.45
1:CA:253:U:H2'	1:CA:254:G:C8	2.52	0.45
1:CA:332:G:OP2	20:CT:10:LEU:HG	2.16	0.45
1:CA:501:C:O2'	1:CA:502:G:H5'	2.17	0.45
1:CA:648:A:H2'	1:CA:649:G:H8	1.81	0.45
1:CA:1438:G:H2'	1:CA:1439:C:H6	1.80	0.45
2:CB:15:VAL:C	2:CB:16:HIS:CG	2.90	0.45

Continued on next page...

Continued from previous page...

Atom-1	Atom-2	Interatomic distance (Å)	Clash overlap (Å)
2:CB:42:ILE:CD1	2:CB:203:GLY:HA2	2.46	0.45
3:CC:153:VAL:CG1	3:CC:154:SER:N	2.80	0.45
4:CD:120:LEU:HB3	4:CD:126:ILE:CD1	2.45	0.45
4:CD:192:GLU:OE1	4:CD:192:GLU:N	2.45	0.45
7:CG:44:TYR:HA	7:CG:47:CYS:SG	2.56	0.45
7:CG:136:LYS:NZ	7:CG:136:LYS:HB3	2.32	0.45
8:CH:82:HIS:NE2	8:CH:136:GLU:OE2	2.49	0.45
9:CI:28:VAL:HG12	9:CI:29:ASN:N	2.31	0.45
9:CI:112:LYS:HD3	9:CI:112:LYS:C	2.37	0.45
10:CJ:4:ILE:HB	10:CJ:74:ILE:CG1	2.46	0.45
12:CL:29:GLY:O	12:CL:30:ALA:C	2.55	0.45
23:CW:62:C:H4'	38:DC:53:ARG:CB	2.44	0.45
59:CX:21:A2M:OP1	25:CY:83:HIS:NE2	2.46	0.45
25:CZ:72:ASP:O	25:CZ:73:ASP:HB3	2.16	0.45
29:D3:52:HIS:CG	37:DB:83:G:H4'	2.52	0.45
36:DA:660:G:H5'	41:DF:99:TYR:CD2	2.52	0.45
36:DA:1040:C:O2'	36:DA:1041:C:P	2.74	0.45
36:DA:1180:C:C2'	36:DA:1181:C:H5'	2.46	0.45
36:DA:1662:C:O2'	36:DA:1663:C:H5'	2.17	0.45
36:DA:1998:G:H2'	36:DA:1999:C:H6	1.82	0.45
36:DA:2591:C:P	39:DD:239:ARG:HG2	2.56	0.45
36:DA:2639:A:C2'	36:DA:2640:G:H5'	2.46	0.45
36:DA:2693:A:H2'	36:DA:2694:G:C8	2.52	0.45
36:DA:2698:U:H2'	36:DA:2699:C:H6	1.80	0.45
36:DA:2790:A:H2'	36:DA:2791:C:C5'	2.46	0.45
39:DD:154:LYS:C	39:DD:155:LEU:HD12	2.36	0.45
40:DE:11:MET:HE1	40:DE:24:THR:HB	1.99	0.45
40:DE:181:LEU:HD13	40:DE:181:LEU:HA	1.81	0.45
42:DG:42:GLY:O	42:DG:44:GLY:N	2.50	0.45
43:DH:35:VAL:HG21	43:DH:75:ALA:CB	2.38	0.45
43:DH:91:GLY:N	43:DH:159:GLU:OE2	2.50	0.45
43:DH:124:GLU:HB2	43:DH:132:ARG:HG2	1.97	0.45
43:DH:154:PRO:HB3	43:DH:163:TYR:CE1	2.51	0.45
45:DJ:124:UNK:N	45:DJ:127:UNK:CB	2.79	0.45
58:DZ:30:ASN:CG	58:DZ:31:ARG:N	2.70	0.45
1:AA:67:C:O2'	1:AA:171:A:H1'	2.16	0.45
1:AA:397:A:H3'	1:AA:397:A:N3	2.31	0.45
1:AA:626:U:O2'	1:AA:627:G:H5'	2.17	0.45
2:AB:70:PHE:O	2:AB:92:TYR:HA	2.17	0.45
6:AF:15:ASP:C	6:AF:17:SER:H	2.19	0.45
7:AG:50:ILE:O	7:AG:54:THR:O	2.34	0.45

Continued on next page...

Continued from previous page...

Atom-1	Atom-2	Interatomic distance (Å)	Clash overlap (Å)
9:AI:56:LEU:C	9:AI:58:HIS:H	2.20	0.45
18:AR:44:LEU:O	18:AR:45:SER:C	2.54	0.45
24:AX:18:G:C8	24:AX:18:G:OP2	2.68	0.45
25:AY:17:GLN:NE2	25:AZ:113:TYR:OH	2.50	0.45
27:B1:3:LYS:HG3	27:B1:4:VAL:N	2.23	0.45
27:B1:5:CYS:O	27:B1:9:GLY:HA2	2.16	0.45
36:BA:15:G:O2'	36:BA:16:G:H5'	2.17	0.45
36:BA:20:C:H2'	36:BA:21:A:H8	1.81	0.45
36:BA:251:A:H2'	36:BA:252:G:O4'	2.16	0.45
36:BA:855:G:H2'	36:BA:856:C:C6	2.51	0.45
36:BA:1417:C:C2'	36:BA:1418:G:H5'	2.47	0.45
36:BA:1498:C:O4'	36:BA:1577:C:H4'	2.16	0.45
36:BA:1766:U:H2'	36:BA:1767:C:H6	1.82	0.45
36:BA:1826:G:H2'	36:BA:1827:C:C6	2.52	0.45
36:BA:1956:U:C2'	36:BA:1957:C:H5'	2.47	0.45
36:BA:2131:G:OP1	36:BA:2133:G:H4'	2.16	0.45
37:BB:78:A:H2'	37:BB:79:C:O4'	2.17	0.45
40:BE:74:PRO:O	40:BE:75:VAL:C	2.55	0.45
40:BE:119:ARG:HG3	40:BE:119:ARG:HH11	1.81	0.45
44:BI:123:LEU:HD23	44:BI:124:GLY:H	1.82	0.45
48:BP:36:LYS:HE2	48:BP:41:ARG:HB2	1.98	0.45
54:BV:6:LYS:HB3	54:BV:37:VAL:HG21	1.98	0.45
58:BZ:153:SER:C	58:BZ:155:LEU:HD23	2.36	0.45
1:CA:180:U:C2'	1:CA:181:G:C5'	2.92	0.45
1:CA:585:G:C4'	12:CL:8:ASN:HD21	2.30	0.45
1:CA:778:G:H1'	11:CK:119:CYS:HB3	1.98	0.45
1:CA:1502:A:H4'	1:CA:1503:A:OP2	2.16	0.45
2:CB:69:LEU:HD12	2:CB:70:PHE:N	2.31	0.45
2:CB:84:GLU:OE1	2:CB:216:SER:HA	2.16	0.45
2:CB:178:ARG:NH2	8:CH:68:ARG:NH2	2.65	0.45
3:CC:118:GLN:O	3:CC:122:GLU:HG3	2.16	0.45
3:CC:195:VAL:C	3:CC:196:LEU:HD22	2.37	0.45
7:CG:20:ASP:HB3	7:CG:23:VAL:HG23	1.97	0.45
7:CG:27:ILE:HG21	7:CG:40:ALA:HA	1.98	0.45
7:CG:89:MET:HE1	7:CG:156:TRP:H	1.81	0.45
9:CI:49:PRO:O	9:CI:53:VAL:HG13	2.15	0.45
12:CL:117:ARG:NH2	12:CL:124:LYS:HD2	2.32	0.45
13:CM:73:GLU:O	13:CM:77:ASN:HB2	2.17	0.45
16:CP:15:PRO:HB3	16:CP:17:TYR:HE1	1.82	0.45
16:CP:43:LYS:HG3	16:CP:48:TRP:CD2	2.51	0.45
25:CZ:81:ARG:HG3	25:CZ:81:ARG:NH1	2.30	0.45

Continued on next page...

Continued from previous page...

Atom-1	Atom-2	Interatomic distance (Å)	Clash overlap (Å)
26:D0:51:VAL:HG22	26:D0:81:VAL:HG23	1.99	0.45
31:D5:40:LYS:HE2	31:D5:46:CYS:CB	2.45	0.45
32:D6:8:LYS:O	32:D6:9:LEU:O	2.33	0.45
35:D9:7:VAL:HA	35:D9:34:GLN:NE2	2.31	0.45
36:DA:17:G:H2'	36:DA:18:C:C6	2.51	0.45
36:DA:74:A:H5''	36:DA:75:G:O4'	2.17	0.45
36:DA:270:A:O2'	36:DA:271:A:H5'	2.17	0.45
36:DA:271(H):G:O2'	36:DA:271(I):G:H8	1.99	0.45
36:DA:524:U:H4'	36:DA:555:U:H4'	1.99	0.45
36:DA:884:C:H3'	36:DA:885:C:C6	2.51	0.45
36:DA:1693:U:O2'	39:DD:14:ARG:NH2	2.49	0.45
36:DA:1718:G:H2'	36:DA:1719:G:H8	1.81	0.45
36:DA:1794:U:H2'	36:DA:1795:C:C6	2.51	0.45
36:DA:2564:A:C2	36:DA:2647:U:H4'	2.51	0.45
36:DA:2840:C:H5''	50:DR:53:HIS:CD2	2.52	0.45
37:DB:28:C:C2'	37:DB:29:A:O4'	2.63	0.45
37:DB:70:C:H2'	37:DB:71:C:C6	2.44	0.45
38:DC:190:ILE:HG22	38:DC:190:ILE:O	2.17	0.45
40:DE:79:ARG:HH11	40:DE:79:ARG:HG2	1.81	0.45
41:DF:206:ILE:O	41:DF:208:GLY:N	2.49	0.45
42:DG:53:LEU:CD2	42:DG:53:LEU:N	2.76	0.45
42:DG:153:ARG:O	42:DG:154:GLY:O	2.35	0.45
44:DI:134:PRO:CG	44:DI:135:GLU:H	2.19	0.45
47:DO:7:TYR:HE1	47:DO:20:MET:HE3	1.81	0.45
50:DR:116:LEU:HD23	50:DR:116:LEU:HA	1.85	0.45
51:DS:13:ARG:O	51:DS:15:ARG:HG3	2.17	0.45
54:DV:83:ARG:HG2	54:DV:83:ARG:NH1	2.32	0.45
58:DZ:14:LYS:O	58:DZ:18:LEU:HD13	2.16	0.45
1:AA:56:U:O2'	1:AA:57:G:H5'	2.15	0.45
1:AA:149:A:O2'	1:AA:150:C:P	2.75	0.45
1:AA:417:C:O2'	1:AA:418:C:H5'	2.16	0.45
1:AA:987:G:H1	1:AA:1218:C:N4	2.13	0.45
1:AA:1060:C:H5''	10:AJ:51:ARG:HD2	1.98	0.45
1:AA:1133:G:H2'	1:AA:1134:G:C8	2.51	0.45
1:AA:1306:A:H1'	1:AA:1332:A:C2	2.52	0.45
3:AC:118:GLN:O	3:AC:122:GLU:HG3	2.16	0.45
5:AE:80:ILE:HG22	8:AH:104:ARG:NH2	2.31	0.45
7:AG:3:ARG:HH11	7:AG:3:ARG:HG2	1.82	0.45
17:AQ:63:ARG:HG2	17:AQ:64:PRO:HD2	1.99	0.45
25:AZ:179:ALA:HB2	25:AZ:183:HIS:O	2.17	0.45
26:B0:56:ASP:O	26:B0:57:PHE:CB	2.64	0.45

Continued on next page...

Continued from previous page...

Atom-1	Atom-2	Interatomic distance (Å)	Clash overlap (Å)
28:B2:53:LEU:HD22	28:B2:57:ILE:HD11	1.98	0.45
31:B5:2:ALA:N	36:BA:2015:A:H1'	2.32	0.45
36:BA:149:A:H2'	36:BA:150:C:O4'	2.17	0.45
36:BA:548:A:C3'	36:BA:549:G:H5'	2.46	0.45
36:BA:727:A:C2	39:BD:9:TYR:CD2	3.05	0.45
36:BA:1215:G:C2'	36:BA:1216:G:H5'	2.47	0.45
36:BA:2785:C:H2'	36:BA:2786:U:C6	2.51	0.45
36:BA:2837:G:H2'	36:BA:2838:G:H8	1.81	0.45
39:BD:10:THR:O	39:BD:13:ARG:HB3	2.16	0.45
39:BD:183:ARG:HH11	39:BD:183:ARG:HG2	1.81	0.45
42:BG:5:VAL:O	42:BG:6:ALA:C	2.55	0.45
42:BG:125:PHE:N	42:BG:125:PHE:CD1	2.85	0.45
42:BG:133:LEU:HG	42:BG:157:ILE:HB	1.98	0.45
42:BG:144:ILE:HG13	42:BG:145:THR:N	2.32	0.45
44:BI:73:GLU:OE1	44:BI:137:PRO:HD2	2.16	0.45
44:BI:123:LEU:HD21	44:BI:144:VAL:HG22	1.98	0.45
50:BR:113:LEU:CD2	50:BR:113:LEU:H	2.29	0.45
57:BY:48:ALA:O	57:BY:59:GLY:HA3	2.17	0.45
58:BZ:44:PHE:CE2	58:BZ:86:VAL:HG11	2.52	0.45
58:BZ:100:VAL:HG23	58:BZ:126:VAL:CG2	2.47	0.45
1:CA:149:A:O2'	1:CA:150:C:P	2.75	0.45
1:CA:189(J):G:H2'	1:CA:189(K):U:C6	2.52	0.45
1:CA:537:G:H5''	12:CL:113:ARG:NH1	2.32	0.45
1:CA:625:G:O2'	1:CA:626:U:H5'	2.17	0.45
1:CA:1443:G:C2	1:CA:1460:A:N3	2.84	0.45
1:CA:1469:G:H2'	1:CA:1470:G:C8	2.52	0.45
2:CB:116:GLU:CA	2:CB:119:GLU:HB2	2.36	0.45
2:CB:136:VAL:HG12	2:CB:136:VAL:O	2.16	0.45
5:CE:151:LEU:HD23	5:CE:151:LEU:N	2.32	0.45
7:CG:129:GLU:OE2	7:CG:131:LYS:HE2	2.17	0.45
7:CG:150:ALA:HA	11:CK:59:TYR:HD2	1.80	0.45
8:CH:11:THR:CG2	8:CH:14:ARG:HH12	2.20	0.45
12:CL:119:LYS:O	12:CL:120:TYR:CB	2.64	0.45
18:CR:44:LEU:O	18:CR:45:SER:O	2.34	0.45
21:CU:8:THR:OG1	21:CU:9:ARG:N	2.50	0.45
25:CZ:10:TRP:HA	25:CZ:10:TRP:CE3	2.52	0.45
25:CZ:50:HIS:CG	25:CZ:51:ASN:N	2.84	0.45
29:D3:8:LEU:HD11	29:D3:23:LEU:HD13	1.99	0.45
31:D5:2:ALA:N	36:DA:2015:A:H1'	2.32	0.45
36:DA:862:G:H2'	36:DA:863:A:O4'	2.17	0.45
36:DA:971:C:O2'	36:DA:972:G:H5'	2.16	0.45

Continued on next page...

Continued from previous page...

Atom-1	Atom-2	Interatomic distance (Å)	Clash overlap (Å)
36:DA:1011:G:OP1	53:DU:75:ASN:HB2	2.17	0.45
36:DA:1467:C:O2'	36:DA:1468:C:H5'	2.17	0.45
36:DA:1673:U:O4	40:DE:129:HIS:HD2	2.00	0.45
36:DA:1778:U:H2'	36:DA:1784:A:H62	1.81	0.45
36:DA:2205:C:O2	36:DA:2220:G:C2	2.69	0.45
36:DA:2785:C:H2'	36:DA:2786:U:O4'	2.17	0.45
38:DC:48:LEU:N	38:DC:48:LEU:CD1	2.80	0.45
39:DD:181:GLU:OE2	39:DD:270:ILE:HG22	2.17	0.45
40:DE:16:ARG:NH1	40:DE:171:GLU:OE2	2.43	0.45
42:DG:12:TYR:HA	42:DG:16:ARG:HG2	1.99	0.45
44:DI:14:ASP:O	44:DI:17:GLN:HB2	2.16	0.45
44:DI:78:THR:H	44:DI:104:GLN:NE2	2.15	0.45
45:DJ:74:UNK:O	45:DJ:75:UNK:C	2.65	0.45
46:DN:89:LYS:NZ	46:DN:89:LYS:HB3	2.32	0.45
48:DP:47:ASP:OD2	48:DP:50:ARG:NH1	2.50	0.45
52:DT:28:VAL:HG11	52:DT:46:GLU:OE1	2.17	0.45
52:DT:65:LYS:HG2	52:DT:66:VAL:N	2.32	0.45
53:DU:66:ASN:CB	53:DU:76:TYR:HB2	2.46	0.45
57:DY:15:VAL:O	57:DY:22:GLY:N	2.49	0.45
57:DY:26:LYS:HZ3	57:DY:27:VAL:HG23	1.81	0.45
58:DZ:37:VAL:O	58:DZ:38:TYR:HB2	2.16	0.45
1:AA:671:G:O2'	1:AA:672:U:H5'	2.17	0.45
1:AA:963:G:N2	10:AJ:55:LYS:HD2	2.31	0.45
1:AA:1168:A:H2'	1:AA:1169:A:C8	2.51	0.45
1:AA:1275:A:H2'	1:AA:1276:G:C8	2.49	0.45
2:AB:15:VAL:C	2:AB:16:HIS:CG	2.89	0.45
2:AB:36:ARG:H	2:AB:41:ILE:HD11	1.82	0.45
2:AB:84:GLU:OE1	2:AB:216:SER:HA	2.16	0.45
2:AB:115:LEU:HD13	2:AB:145:LEU:HB3	1.99	0.45
2:AB:121:LEU:HD23	2:AB:124:SER:HB3	1.99	0.45
2:AB:177:ALA:O	2:AB:180:LEU:N	2.50	0.45
3:AC:22:TRP:HB2	3:AC:23:TYR:H	1.63	0.45
8:AH:7:ALA:HB2	8:AH:85:ARG:HG2	1.99	0.45
8:AH:104:ARG:O	8:AH:105:ARG:HB3	2.17	0.45
10:AJ:32:ALA:HB1	10:AJ:75:ILE:HD11	1.99	0.45
10:AJ:86:MET:O	10:AJ:86:MET:HG2	2.17	0.45
12:AL:66:VAL:HG21	12:AL:98:TYR:CD2	2.52	0.45
13:AM:3:ARG:HA	13:AM:9:ILE:HG13	1.99	0.45
14:AN:24:CYS:HB2	14:AN:29:ARG:HB3	1.99	0.45
14:AN:29:ARG:HB3	14:AN:40:CYS:HB3	1.97	0.45
16:AP:6:LEU:HB3	16:AP:17:TYR:HD2	1.82	0.45

Continued on next page...

Continued from previous page...

Atom-1	Atom-2	Interatomic distance (Å)	Clash overlap (Å)
19:AS:49:ILE:O	19:AS:60:VAL:HG12	2.17	0.45
22:AV:3:C:H42	22:AV:70:G:H1	1.65	0.45
24:AX:23:A:C8	24:AX:23:A:P	3.04	0.45
27:B1:29:GLY:O	27:B1:31:GLY:N	2.47	0.45
30:B4:39:CYS:O	30:B4:40:HIS:CG	2.70	0.45
34:B8:44:LYS:HD2	34:B8:44:LYS:N	2.32	0.45
36:BA:152:G:H2'	36:BA:153:C:C6	2.52	0.45
36:BA:589:C:H2'	36:BA:590:A:C8	2.50	0.45
36:BA:637:A:C8	48:BP:117:GLU:HG3	2.42	0.45
36:BA:1231:G:H2'	36:BA:1232:G:H8	1.81	0.45
36:BA:1442:G:C2	36:BA:1550:C:O2	2.70	0.45
36:BA:1666:G:C2'	36:BA:1667:G:H5'	2.47	0.45
36:BA:1786:A:C2	36:BA:2606:C:H1'	2.52	0.45
36:BA:2074:U:H2'	36:BA:2075:U:C6	2.51	0.45
36:BA:2223:G:H2'	36:BA:2224:G:H5'	1.99	0.45
36:BA:2784:C:O2'	36:BA:2785:C:H5'	2.16	0.45
37:BB:49:C:C2'	37:BB:50:G:H5'	2.46	0.45
39:BD:30:GLU:HG3	39:BD:63:ARG:NE	2.30	0.45
39:BD:108:PRO:CG	39:BD:111:LEU:HD23	2.47	0.45
40:BE:168:MET:O	40:BE:170:LEU:HD12	2.16	0.45
44:BI:98:ALA:CB	44:BI:109:ILE:HG21	2.46	0.45
46:BN:35:ARG:HB2	46:BN:42:TRP:CH2	2.52	0.45
48:BP:32:THR:HG21	48:BP:37:GLY:CA	2.37	0.45
51:BS:29:PHE:C	51:BS:29:PHE:HD1	2.20	0.45
52:BT:100:TYR:O	52:BT:103:ARG:HG3	2.16	0.45
53:BU:31:SER:O	53:BU:33:ARG:N	2.50	0.45
57:BY:20:TYR:N	57:BY:20:TYR:HD1	2.12	0.45
1:CA:751:U:H4'	15:CO:24:SER:HA	1.98	0.45
1:CA:1065:U:C5	1:CA:1190:G:H1'	2.51	0.45
1:CA:1220:G:O2'	1:CA:1221:G:H5'	2.16	0.45
1:CA:1354:C:O2'	1:CA:1355:G:H5'	2.17	0.45
2:CB:19:HIS:HD2	2:CB:189:ASP:CG	2.19	0.45
2:CB:187:LEU:HD22	2:CB:201:ILE:O	2.16	0.45
2:CB:204:ASN:C	2:CB:204:ASN:ND2	2.69	0.45
4:CD:196:LEU:H	4:CD:196:LEU:CD1	2.09	0.45
6:CF:61:LEU:HD23	6:CF:63:TYR:OH	2.17	0.45
9:CI:85:LEU:HD13	9:CI:92:TYR:HD2	1.79	0.45
11:CK:18:ARG:O	11:CK:32:ILE:HA	2.15	0.45
11:CK:21:ILE:HA	11:CK:30:VAL:HG12	1.98	0.45
13:CM:91:ARG:NH2	13:CM:97:PRO:HG2	2.32	0.45
17:CQ:43:LEU:HD12	17:CQ:68:ARG:HB3	1.98	0.45

Continued on next page...

Continued from previous page...

Atom-1	Atom-2	Interatomic distance (Å)	Clash overlap (Å)
18:CR:35:ARG:O	18:CR:37:VAL:N	2.50	0.45
28:D2:47:ASN:O	28:D2:50:ILE:N	2.50	0.45
30:D4:33:VAL:HG12	30:D4:34:GLU:N	2.31	0.45
31:D5:2:ALA:CA	36:DA:2015:A:H1'	2.46	0.45
31:D5:37:LYS:CG	31:D5:38:ALA:N	2.80	0.45
33:D7:12:ARG:HG3	33:D7:12:ARG:HH11	1.82	0.45
36:DA:142(A):C:O2'	36:DA:143:G:H5'	2.16	0.45
36:DA:158:U:O2	36:DA:158:U:C3'	2.63	0.45
36:DA:198:C:O5'	36:DA:198:C:H6	2.00	0.45
36:DA:570:G:H2'	36:DA:2030:A:C6	2.52	0.45
36:DA:993:G:O2'	54:DV:89:GLN:HG3	2.16	0.45
36:DA:1022:G:O6	46:DN:66:LYS:CE	2.65	0.45
36:DA:1434:A:H2'	36:DA:1435:G:H8	1.80	0.45
36:DA:1956:U:O2'	36:DA:1957:C:H5'	2.17	0.45
36:DA:2243:U:H2'	36:DA:2244:U:H6	1.77	0.45
36:DA:2274:A:C5	36:DA:2276:G:C8	3.04	0.45
36:DA:2438:U:O3'	36:DA:2439:A:H3'	2.17	0.45
36:DA:2475:C:H2'	36:DA:2477:C:OP1	2.17	0.45
36:DA:2532:G:O2'	36:DA:2657:A:N6	2.50	0.45
36:DA:2656:U:C2'	36:DA:2657:A:H5''	2.47	0.45
36:DA:2823:A:OP1	40:DE:113:PHE:HB2	2.16	0.45
39:DD:18:VAL:CG1	39:DD:19:ALA:N	2.80	0.45
39:DD:65:ILE:HD11	39:DD:67:PHE:CZ	2.52	0.45
39:DD:172:TYR:HD1	39:DD:186:HIS:HA	1.77	0.45
39:DD:263:ARG:CZ	39:DD:263:ARG:HB2	2.47	0.45
40:DE:18:ASP:OD2	52:DT:39:ARG:HD2	2.17	0.45
40:DE:33:VAL:HG23	40:DE:47:VAL:HG23	1.98	0.45
42:DG:16:ARG:NE	42:DG:33:ARG:HD2	2.31	0.45
42:DG:46:ALA:CB	42:DG:87:PRO:HB3	2.46	0.45
43:DH:19:VAL:HG21	43:DH:44:VAL:HA	1.99	0.45
43:DH:43:VAL:HG11	43:DH:52:VAL:CG2	2.45	0.45
43:DH:103:LEU:HB3	43:DH:115:VAL:HB	1.99	0.45
44:DI:10:GLU:OE1	44:DI:11:ASN:HB2	2.16	0.45
44:DI:51:ILE:O	44:DI:52:ARG:HG3	2.16	0.45
44:DI:73:GLU:HG2	44:DI:74:ASN:H	1.79	0.45
46:DN:58:ASP:OD1	46:DN:124:ALA:HB1	2.17	0.45
48:DP:77:ARG:HB2	48:DP:78:PRO:HD2	1.98	0.45
50:DR:13:HIS:CE1	50:DR:16:HIS:HB2	2.52	0.45
51:DS:17:ARG:O	51:DS:20:ARG:CG	2.64	0.45
55:DW:65:LEU:C	55:DW:67:ASP:H	2.20	0.45
58:DZ:5:LEU:HB3	58:DZ:59:LEU:CD2	2.47	0.45

Continued on next page...

Continued from previous page...

Atom-1	Atom-2	Interatomic distance (Å)	Clash overlap (Å)
58:DZ:8:TYR:CD2	58:DZ:62:PRO:HG2	2.52	0.45
58:DZ:19:ARG:HG3	58:DZ:25:PRO:HD3	1.98	0.45
58:DZ:100:VAL:CG1	58:DZ:134:PRO:O	2.64	0.45
1:AA:277:C:H2'	1:AA:278:G:C8	2.52	0.45
1:AA:552:U:O2	12:AL:31:PRO:HB3	2.17	0.45
1:AA:673:G:H2'	1:AA:674:G:H8	1.73	0.45
1:AA:1077:G:N2	1:AA:1080:A:OP2	2.47	0.45
1:AA:1234:C:H2'	1:AA:1235:U:H6	1.81	0.45
1:AA:1276:G:O2'	1:AA:1277:C:H5'	2.16	0.45
1:AA:1309:G:C6	1:AA:1329:A:C2	3.05	0.45
2:AB:74:LYS:HE3	2:AB:205:ASP:OD2	2.16	0.45
2:AB:213:LEU:HD23	2:AB:213:LEU:C	2.37	0.45
3:AC:18:TRP:CD1	14:AN:54:PRO:HA	2.52	0.45
3:AC:141:VAL:CG1	3:AC:202:ILE:HG23	2.47	0.45
4:AD:126:ILE:N	4:AD:126:ILE:CD1	2.79	0.45
4:AD:132:ARG:HG2	4:AD:132:ARG:HH11	1.81	0.45
9:AI:26:VAL:HG13	9:AI:61:ALA:O	2.17	0.45
9:AI:38:GLN:HG2	9:AI:39:GLY:N	2.32	0.45
9:AI:98:PRO:C	9:AI:99:LEU:HD22	2.37	0.45
16:AP:43:LYS:C	16:AP:45:THR:H	2.19	0.45
20:AT:26:ASN:HA	20:AT:29:LYS:HG2	1.99	0.45
22:AV:66:C:H2'	22:AV:67:C:C6	2.51	0.45
25:AY:81:ARG:O	25:AY:82:TYR:CB	2.64	0.45
25:AZ:179:ALA:CB	25:AZ:183:HIS:O	2.65	0.45
29:B3:16:PRO:HB2	29:B3:19:GLN:HG3	1.99	0.45
30:B4:14:ILE:HG22	30:B4:16:CYS:H	1.81	0.45
31:B5:2:ALA:CA	36:BA:2015:A:H1'	2.47	0.45
32:B6:19:ARG:HD2	32:B6:19:ARG:H	1.82	0.45
35:B9:14:CYS:HG	35:B9:27:CYS:HG	1.64	0.45
36:BA:113:G:H5'	36:BA:114:U:OP1	2.17	0.45
36:BA:374:A:H2'	36:BA:375:C:O4'	2.17	0.45
36:BA:1247:A:OP2	48:BP:18:ARG:NH2	2.50	0.45
36:BA:1750:G:O2'	36:BA:1751:C:H5'	2.16	0.45
36:BA:1947:C:C3'	36:BA:1948:G:H5''	2.47	0.45
36:BA:1998:G:H2'	36:BA:1999:C:C6	2.51	0.45
36:BA:2524:G:H5'	36:BA:2524:G:C8	2.48	0.45
36:BA:2722:G:O2'	50:BR:5:LYS:HB2	2.17	0.45
36:BA:2787:C:H1'	40:BE:61:ARG:CG	2.47	0.45
36:BA:2852:G:O2'	36:BA:2853:C:H5'	2.17	0.45
36:BA:2880:C:HO2'	50:BR:90:ARG:HD3	1.82	0.45
39:BD:33:LEU:HD23	39:BD:33:LEU:C	2.37	0.45

Continued on next page...

Continued from previous page...

Atom-1	Atom-2	Interatomic distance (Å)	Clash overlap (Å)
41:BF:164:ARG:HG3	41:BF:175:THR:OG1	2.16	0.45
43:BH:15:VAL:HG12	43:BH:79:VAL:CG2	2.47	0.45
44:BI:79:ILE:HG22	44:BI:81:VAL:HB	1.98	0.45
46:BN:1:MET:C	46:BN:2:LYS:HG3	2.35	0.45
48:BP:16:ARG:HH11	48:BP:16:ARG:CA	2.30	0.45
49:BQ:21:THR:O	49:BQ:21:THR:HG22	2.16	0.45
51:BS:94:TYR:O	51:BS:95:HIS:HB2	2.17	0.45
52:BT:28:VAL:CG2	52:BT:47:GLY:N	2.71	0.45
55:BW:8:ARG:HH11	55:BW:8:ARG:CG	2.29	0.45
58:BZ:27:VAL:HG23	58:BZ:36:LYS:HA	1.99	0.45
58:BZ:181:GLU:O	58:BZ:182:LYS:CB	2.64	0.45
1:CA:67:C:O2'	1:CA:171:A:H1'	2.16	0.45
1:CA:109:A:C6	1:CA:326:G:C6	3.05	0.45
1:CA:668:G:O2'	15:CO:46:HIS:CD2	2.69	0.45
1:CA:677:U:H3	1:CA:713:G:N2	2.07	0.45
1:CA:737:A:C4	1:CA:738:C:C5	3.05	0.45
1:CA:881:G:P	12:CL:12:ARG:HH22	2.39	0.45
1:CA:1053:G:N7	1:CA:1199:U:H3'	2.30	0.45
1:CA:1298:C:H4'	1:CA:1299:A:C4	2.52	0.45
1:CA:1394:A:C5	1:CA:1501:C:H4'	2.51	0.45
1:CA:1442(A):G:H2'	52:DT:118:ARG:HD2	1.99	0.45
2:CB:7:VAL:HG12	2:CB:8:LYS:N	2.32	0.45
2:CB:70:PHE:O	2:CB:92:TYR:HA	2.16	0.45
3:CC:8:ILE:C	3:CC:10:PHE:N	2.70	0.45
3:CC:90:GLU:O	3:CC:93:LYS:HB3	2.17	0.45
4:CD:36:ARG:HB3	4:CD:38:TYR:CE1	2.52	0.45
5:CE:102:ALA:HA	5:CE:120:THR:HG1	1.82	0.45
6:CF:42:GLU:C	6:CF:44:GLY:N	2.70	0.45
9:CI:56:LEU:C	9:CI:58:HIS:H	2.21	0.45
13:CM:89:GLY:C	13:CM:93:ARG:HD2	2.36	0.45
16:CP:21:VAL:CG1	16:CP:34:GLU:HB3	2.47	0.45
19:CS:29:ARG:HB2	19:CS:48:THR:O	2.16	0.45
20:CT:8:ARG:HG3	20:CT:8:ARG:NH1	2.31	0.45
26:D0:60:PHE:CZ	36:DA:2365:G:H4'	2.51	0.45
27:D1:94:LEU:HD12	27:D1:94:LEU:N	2.19	0.45
30:D4:13:ARG:HA	30:D4:23:GLU:HA	1.98	0.45
30:D4:31:ILE:CG2	30:D4:33:VAL:HG23	2.47	0.45
36:DA:1381:G:H2'	36:DA:1382:G:H5'	1.99	0.45
36:DA:1467:C:C5	36:DA:1546:C:H2'	2.52	0.45
36:DA:2062:A:H61	36:DA:2503:A:H62	1.64	0.45
36:DA:2755:C:O2'	36:DA:2756:U:H2'	2.16	0.45

Continued on next page...

Continued from previous page...

Atom-1	Atom-2	Interatomic distance (Å)	Clash overlap (Å)
39:DD:155:LEU:N	39:DD:155:LEU:CD1	2.80	0.45
41:DF:165:ARG:CB	41:DF:165:ARG:NH1	2.80	0.45
42:DG:5:VAL:CG1	42:DG:104:GLU:OE2	2.65	0.45
42:DG:12:TYR:HB3	42:DG:16:ARG:NH1	2.32	0.45
42:DG:44:GLY:N	42:DG:88:ILE:HG13	2.31	0.45
42:DG:73:ALA:C	42:DG:74:LYS:HG3	2.37	0.45
43:DH:88:LEU:HD22	43:DH:88:LEU:N	2.31	0.45
47:DO:3:GLN:HG3	47:DO:4:PRO:HD2	1.99	0.45
47:DO:120:GLU:HG3	47:DO:121:VAL:H	1.81	0.45
51:DS:13:ARG:CA	51:DS:15:ARG:HD2	2.47	0.45
51:DS:88:ASP:O	51:DS:89:ARG:HB3	2.17	0.45
51:DS:89:ARG:CG	51:DS:92:TYR:HA	2.46	0.45
52:DT:13:ARG:HH12	52:DT:15:VAL:CG2	2.29	0.45
53:DU:92:ARG:O	53:DU:92:ARG:HG2	2.15	0.45
57:DY:14:LEU:HD12	57:DY:24:VAL:H	1.82	0.45
57:DY:77:PRO:O	57:DY:78:ALA:HB2	2.17	0.45
58:DZ:22:GLY:O	58:DZ:23:LYS:O	2.35	0.45
58:DZ:145:GLU:HB3	58:DZ:148:ASP:OD2	2.16	0.45
58:DZ:183:LEU:O	58:DZ:183:LEU:HD23	2.16	0.45
1:AA:157:G:O2'	1:AA:158:G:H5'	2.16	0.45
1:AA:310:G:OP2	16:AP:27:LYS:HE2	2.17	0.45
1:AA:375:U:C2	1:AA:376:G:C8	3.05	0.45
1:AA:677:U:H3	1:AA:713:G:N2	2.06	0.45
1:AA:1052:U:H2'	1:AA:1055:A:OP1	2.17	0.45
1:AA:1067:A:N3	1:AA:1068:G:H1'	2.31	0.45
1:AA:1240:U:H3'	1:AA:1241:G:C5'	2.47	0.45
1:AA:1251:A:H2'	1:AA:1252:A:C8	2.52	0.45
1:AA:1442(A):G:H22	52:BT:119:LYS:HB2	1.82	0.45
2:AB:69:LEU:HB3	2:AB:162:ILE:HG22	1.99	0.45
3:AC:16:ARG:HB2	3:AC:16:ARG:CZ	2.46	0.45
4:AD:150:GLU:HA	4:AD:153:ARG:CD	2.47	0.45
5:AE:139:LEU:HA	5:AE:142:LEU:CD1	2.46	0.45
6:AF:67:MET:HB2	6:AF:68:PRO:CD	2.41	0.45
13:AM:19:LEU:O	13:AM:22:ILE:HD13	2.17	0.45
13:AM:106:ASN:O	13:AM:107:ALA:HB2	2.16	0.45
14:AN:3:ARG:O	14:AN:3:ARG:HD2	2.16	0.45
14:AN:7:ILE:O	14:AN:11:LYS:HG3	2.17	0.45
15:AO:74:ASP:OD2	15:AO:77:ARG:HG2	2.16	0.45
16:AP:52:ASP:OD2	16:AP:55:ARG:HG3	2.17	0.45
22:AV:20:U:O4'	22:AV:20:U:OP2	2.35	0.45
23:AW:65:C:H2'	23:AW:66:C:C6	2.52	0.45

Continued on next page...

Continued from previous page...

Atom-1	Atom-2	Interatomic distance (Å)	Clash overlap (Å)
26:B0:43:THR:N	36:BA:2331:G:H4'	2.29	0.45
28:B2:67:LYS:O	28:B2:71:ASN:ND2	2.49	0.45
30:B4:6:HIS:CE1	42:BG:67:LYS:HE3	2.52	0.45
36:BA:70:G:H2'	36:BA:113:G:O2'	2.17	0.45
36:BA:970:C:H2'	36:BA:971:C:C6	2.52	0.45
36:BA:1712:C:H2'	36:BA:1713:U:H6	1.81	0.45
36:BA:1718:G:H2'	36:BA:1719:G:H8	1.82	0.45
36:BA:2083:G:H2'	36:BA:2084:C:C6	2.52	0.45
36:BA:2636:U:H2'	36:BA:2637:U:H6	1.82	0.45
36:BA:2815:C:H2'	36:BA:2816:C:H6	1.82	0.45
37:BB:92:C:H5''	58:BZ:79:ARG:HH22	1.82	0.45
38:BC:191:ARG:HB3	38:BC:195:ARG:NH1	2.31	0.45
39:BD:61:LEU:HA	39:BD:61:LEU:HD13	1.70	0.45
39:BD:198:ASN:C	39:BD:198:ASN:ND2	2.68	0.45
40:BE:119:ARG:HG2	40:BE:160:TYR:CB	2.47	0.45
41:BF:72:ARG:NH1	41:BF:72:ARG:HB3	2.31	0.45
41:BF:168:ARG:O	41:BF:170:LEU:N	2.50	0.45
44:BI:51:ILE:O	44:BI:51:ILE:CG2	2.61	0.45
48:BP:40:SER:O	48:BP:41:ARG:CZ	2.64	0.45
48:BP:77:ARG:HB2	48:BP:78:PRO:HD2	1.98	0.45
53:BU:110:VAL:O	53:BU:113:ALA:HB3	2.17	0.45
54:BV:29:PRO:O	54:BV:61:VAL:HG13	2.17	0.45
56:BX:37:THR:O	56:BX:40:LYS:HB3	2.16	0.45
58:BZ:19:ARG:HG2	58:BZ:19:ARG:NH1	2.30	0.45
1:CA:232:G:H1'	1:CA:262:A:N1	2.32	0.45
1:CA:235:C:H5'	17:CQ:70:ARG:HG2	1.98	0.45
1:CA:243:A:O2'	1:CA:244:U:OP2	2.34	0.45
1:CA:311:C:HO2'	1:CA:312:C:H5'	1.82	0.45
1:CA:423:G:H2'	1:CA:424:G:O4'	2.17	0.45
1:CA:659:U:H2'	1:CA:660:G:C8	2.52	0.45
1:CA:814:A:N7	1:CA:816:A:C4	2.85	0.45
1:CA:959:A:H2'	1:CA:960:U:C4'	2.47	0.45
1:CA:967:C:H2'	1:CA:968:A:C8	2.52	0.45
1:CA:998:G:C2	1:CA:1044:A:C6	3.04	0.45
1:CA:1001(A):G:H2'	1:CA:1002:G:O4'	2.17	0.45
1:CA:1120:G:H1'	1:CA:1154:G:N2	2.32	0.45
2:CB:15:VAL:H	2:CB:16:HIS:CE1	2.34	0.45
2:CB:111:ARG:HH11	2:CB:111:ARG:HG2	1.82	0.45
2:CB:168:THR:HG23	2:CB:192:SER:HB3	1.99	0.45
3:CC:11:ARG:O	3:CC:14:ILE:O	2.35	0.45
3:CC:81:GLY:O	3:CC:85:ARG:HB2	2.17	0.45

Continued on next page...

Continued from previous page...

Atom-1	Atom-2	Interatomic distance (Å)	Clash overlap (Å)
4:CD:150:GLU:N	4:CD:150:GLU:OE1	2.50	0.45
5:CE:88:LYS:HB3	5:CE:123:LEU:O	2.17	0.45
6:CF:3:ARG:HG2	6:CF:93:SER:OG	2.17	0.45
9:CI:83:ARG:O	9:CI:86:VAL:HG12	2.17	0.45
11:CK:21:ILE:HG13	11:CK:30:VAL:CG1	2.47	0.45
16:CP:28:ARG:NH1	16:CP:29:ASP:OD1	2.50	0.45
25:CZ:66:LEU:C	25:CZ:66:LEU:HD12	2.37	0.45
27:D1:75:GLU:O	27:D1:76:ARG:C	2.56	0.45
28:D2:7:ARG:O	28:D2:11:GLU:HG3	2.17	0.45
32:D6:30:THR:OG1	32:D6:31:PRO:HD2	2.17	0.45
34:D8:27:THR:CG2	48:DP:61:ARG:HA	2.47	0.45
36:DA:26:G:H1'	36:DA:514:A:N6	2.32	0.45
36:DA:332:A:H4'	36:DA:333:G:OP1	2.17	0.45
36:DA:408:G:O2'	36:DA:409:C:H5'	2.17	0.45
36:DA:718:A:H2'	36:DA:719:C:H5'	1.99	0.45
36:DA:1381:G:C2'	36:DA:1382:G:H5'	2.47	0.45
36:DA:1665:A:O2'	36:DA:1666:G:H5'	2.16	0.45
36:DA:1747:G:H2'	36:DA:1747(A):G:C8	2.51	0.45
36:DA:2111:C:H42	36:DA:2147:G:H22	1.62	0.45
36:DA:2283:C:H2'	36:DA:2284:C:H5'	1.98	0.45
36:DA:2370:G:H2'	36:DA:2371:G:O4'	2.15	0.45
36:DA:2678:C:C2	36:DA:2679:A:C8	3.04	0.45
39:DD:63:ARG:CD	39:DD:63:ARG:N	2.80	0.45
39:DD:142:VAL:HG22	39:DD:143:HIS:H	1.82	0.45
39:DD:145:VAL:HG12	39:DD:146:GLU:O	2.17	0.45
41:DF:20:LEU:O	41:DF:24:LEU:HD23	2.17	0.45
41:DF:36:VAL:HG11	41:DF:183:VAL:CG1	2.46	0.45
42:DG:11:TYR:HH	42:DG:33:ARG:HB3	1.79	0.45
44:DI:120:ILE:CG2	44:DI:126:TYR:HE2	2.30	0.45
47:DO:22:ILE:HD13	47:DO:22:ILE:HA	1.68	0.45
47:DO:63:VAL:HG11	47:DO:85:VAL:HG23	1.99	0.45
47:DO:89:ASN:O	47:DO:91:LEU:HD22	2.17	0.45
48:DP:84:ASN:HA	48:DP:115:LEU:O	2.17	0.45
48:DP:135:LEU:HD13	48:DP:135:LEU:HA	1.65	0.45
49:DQ:10:ARG:HB2	49:DQ:10:ARG:HH11	1.82	0.45
49:DQ:137:TYR:OH	58:DZ:81:ARG:NH2	2.50	0.45
50:DR:88:ARG:O	50:DR:88:ARG:HD2	2.16	0.45
51:DS:17:ARG:HA	51:DS:20:ARG:HH11	1.82	0.45
52:DT:104:ASN:O	52:DT:105:LEU:C	2.53	0.45
53:DU:110:VAL:O	53:DU:113:ALA:HB3	2.17	0.45
54:DV:12:TYR:CZ	54:DV:22:VAL:HG12	2.52	0.45

Continued on next page...

Continued from previous page...

Atom-1	Atom-2	Interatomic distance (Å)	Clash overlap (Å)
54:DV:46:VAL:CG2	54:DV:47:VAL:N	2.79	0.45
55:DW:1:MET:HG3	55:DW:64:MET:HE3	1.99	0.45
57:DY:54:LYS:HB3	57:DY:54:LYS:HZ2	1.81	0.45
1:AA:188:C:O4'	20:AT:89:ARG:NH1	2.51	0.44
1:AA:254:G:OP1	17:AQ:68:ARG:HB2	2.17	0.44
1:AA:427:U:C4	1:AA:428:G:C6	3.04	0.44
1:AA:1298:C:H4'	1:AA:1299:A:C4	2.52	0.44
1:AA:1354:C:H2'	1:AA:1355:G:C8	2.51	0.44
1:AA:1354:C:O2'	1:AA:1355:G:H5'	2.17	0.44
1:AA:1442(A):G:O2'	52:BT:122:ASP:OD2	2.33	0.44
1:AA:1501:C:C3'	1:AA:1502:A:H5''	2.47	0.44
2:AB:9:GLU:O	2:AB:11:LEU:N	2.50	0.44
2:AB:19:HIS:HD2	2:AB:189:ASP:CG	2.20	0.44
2:AB:97:TRP:HH2	2:AB:176:GLU:CG	2.29	0.44
3:AC:34:LEU:O	3:AC:34:LEU:HD23	2.16	0.44
3:AC:71:ALA:CB	3:AC:106:VAL:HB	2.47	0.44
5:AE:48:ALA:O	5:AE:50:GLU:N	2.50	0.44
7:AG:54:THR:O	7:AG:54:THR:HG23	2.16	0.44
19:AS:6:LYS:CG	19:AS:7:LYS:HE3	2.47	0.44
30:B4:6:HIS:CD2	30:B4:6:HIS:N	2.85	0.44
30:B4:10:VAL:CG1	30:B4:11:PRO:CD	2.92	0.44
30:B4:13:ARG:HD3	30:B4:13:ARG:H	1.82	0.44
30:B4:13:ARG:C	30:B4:14:ILE:HD12	2.36	0.44
36:BA:127:A:H5''	36:BA:128:C:C6	2.52	0.44
36:BA:636:G:H4'	36:BA:638:G:O3'	2.17	0.44
36:BA:812:C:C5'	48:BP:25:SER:HB2	2.46	0.44
36:BA:864:G:OP2	49:BQ:22:LYS:HE3	2.16	0.44
36:BA:991:C:H2'	36:BA:992:C:C6	2.50	0.44
36:BA:991:C:O2'	36:BA:992:C:H5'	2.17	0.44
36:BA:1773:A:C2'	36:BA:1774:C:H5'	2.47	0.44
36:BA:1788:C:OP1	39:BD:222:ARG:NH2	2.50	0.44
36:BA:2128:C:H4'	38:BC:7:ARG:HE	1.81	0.44
36:BA:2148:G:H2'	36:BA:2149:G:H8	1.82	0.44
36:BA:2660:A:H2'	36:BA:2661:G:O4'	2.18	0.44
36:BA:2689:U:H5''	36:BA:2690:C:H5'	1.99	0.44
37:BB:38:C:H2'	37:BB:39:A:O4'	2.17	0.44
39:BD:94:LEU:CD2	39:BD:94:LEU:C	2.85	0.44
40:BE:46:ALA:HB2	40:BE:82:ARG:HA	1.99	0.44
41:BF:21:ALA:C	41:BF:23:ASP:N	2.69	0.44
41:BF:148:LEU:HD23	41:BF:191:ARG:HH11	1.81	0.44
42:BG:97:ASP:O	42:BG:99:MET:N	2.48	0.44

Continued on next page...

Continued from previous page...

Atom-1	Atom-2	Interatomic distance (Å)	Clash overlap (Å)
43:BH:45:VAL:O	43:BH:46:GLU:C	2.55	0.44
43:BH:103:LEU:HB3	43:BH:115:VAL:HB	1.99	0.44
44:BI:79:ILE:CD1	44:BI:100:ALA:O	2.66	0.44
44:BI:87:LYS:NZ	44:BI:121:LYS:HG3	2.32	0.44
46:BN:17:ASP:OD2	46:BN:56:ASN:HB3	2.17	0.44
46:BN:91:LEU:HD23	46:BN:91:LEU:HA	1.81	0.44
49:BQ:63:LYS:HD2	58:BZ:175:VAL:HG21	1.99	0.44
49:BQ:109:VAL:CG1	49:BQ:113:GLN:OE1	2.64	0.44
50:BR:56:LYS:HE3	50:BR:88:ARG:HA	1.99	0.44
50:BR:80:PHE:O	50:BR:85:PRO:HD3	2.16	0.44
52:BT:57:PHE:O	52:BT:59:THR:HG22	2.16	0.44
54:BV:83:ARG:HG2	54:BV:83:ARG:NH1	2.32	0.44
55:BW:51:LEU:C	55:BW:51:LEU:HD13	2.37	0.44
57:BY:28:LYS:HA	57:BY:39:VAL:H	1.82	0.44
1:CA:8:A:H5''	5:CE:120:THR:O	2.17	0.44
1:CA:393:A:C2	1:CA:394:G:C8	3.05	0.44
1:CA:489:C:H2'	1:CA:490:G:H8	1.82	0.44
1:CA:542:G:H2'	1:CA:543:C:C6	2.52	0.44
1:CA:832:C:O2'	1:CA:833:U:P	2.75	0.44
1:CA:834:C:H2'	1:CA:835:U:H6	1.83	0.44
1:CA:863:U:H2'	1:CA:865:A:OP2	2.17	0.44
1:CA:978:A:C4	1:CA:1319:A:C2	3.05	0.44
1:CA:1004:A:H62	1:CA:1034:G:H2'	1.82	0.44
1:CA:1005:A:C2'	1:CA:1006:C:H5'	2.47	0.44
1:CA:1190:G:P	3:CC:5:ILE:HD12	2.57	0.44
1:CA:1276:G:H2'	1:CA:1277:C:H5'	1.98	0.44
2:CB:30:ARG:HG3	2:CB:31:TYR:CD1	2.52	0.44
2:CB:39:ILE:CG2	2:CB:40:HIS:N	2.80	0.44
3:CC:103:VAL:CG1	3:CC:104:GLN:N	2.80	0.44
4:CD:126:ILE:CG2	4:CD:127:THR:N	2.80	0.44
5:CE:92:LYS:O	5:CE:118:ILE:HD12	2.18	0.44
7:CG:54:THR:HG23	7:CG:54:THR:O	2.18	0.44
8:CH:11:THR:O	8:CH:15:ASN:ND2	2.50	0.44
10:CJ:79:ARG:N	10:CJ:79:ARG:HH11	2.15	0.44
15:CO:16:ALA:CB	15:CO:21:ASP:HB3	2.42	0.44
20:CT:10:LEU:HD12	20:CT:12:ALA:HB2	1.99	0.44
25:CZ:32:LYS:HB3	25:CZ:32:LYS:HZ2	1.81	0.44
34:D8:33:ASN:O	36:DA:2420:C:OP1	2.34	0.44
35:D9:22:ARG:NH1	36:DA:2741:A:H5''	2.31	0.44
36:DA:587:C:C2'	48:DP:33:ARG:HH21	2.27	0.44
36:DA:900:A:H3'	36:DA:901:A:H8	1.82	0.44

Continued on next page...

Continued from previous page...

Atom-1	Atom-2	Interatomic distance (Å)	Clash overlap (Å)
36:DA:1488:G:H5'	36:DA:1489:U:OP2	2.18	0.44
36:DA:1719:G:C2'	36:DA:1720:U:H5'	2.46	0.44
36:DA:1956:U:C2'	36:DA:1957:C:H5'	2.46	0.44
36:DA:2128:C:H4'	38:DC:7:ARG:HE	1.81	0.44
36:DA:2394:C:P	48:DP:62:LEU:HG	2.57	0.44
37:DB:23:G:C2	37:DB:24:G:O6	2.70	0.44
39:DD:30:GLU:OE1	39:DD:63:ARG:NE	2.45	0.44
42:DG:138:GLN:HG2	42:DG:138:GLN:O	2.14	0.44
43:DH:35:VAL:HG13	43:DH:71:LEU:HD22	1.98	0.44
43:DH:86:GLU:OE1	43:DH:132:ARG:NH2	2.50	0.44
52:DT:92:GLY:O	52:DT:94:ALA:N	2.50	0.44
56:DX:86:GLY:O	56:DX:87:GLN:O	2.36	0.44
58:DZ:48:PHE:CD2	58:DZ:71:VAL:HG11	2.52	0.44
58:DZ:97:GLU:HG3	58:DZ:127:LYS:CB	2.47	0.44
1:AA:135:C:C2'	1:AA:136:C:H5'	2.48	0.44
1:AA:137:C:N4	1:AA:226:G:H1	2.15	0.44
1:AA:452:A:O2'	1:AA:453:A:H8	2.00	0.44
1:AA:1349:A:H2'	1:AA:1350:A:O4'	2.17	0.44
1:AA:1414:U:H2'	1:AA:1415:G:C8	2.52	0.44
2:AB:30:ARG:HG3	2:AB:31:TYR:CD1	2.52	0.44
3:AC:29:TYR:CD2	14:AN:36:PHE:CE1	3.05	0.44
3:AC:132:ARG:O	3:AC:133:ALA:C	2.55	0.44
4:AD:8:VAL:C	4:AD:10:ARG:N	2.69	0.44
4:AD:168:ARG:HH11	4:AD:168:ARG:HG3	1.81	0.44
5:AE:31:LEU:CD2	5:AE:43:LEU:HD11	2.45	0.44
5:AE:100:VAL:HG12	5:AE:118:ILE:CG2	2.39	0.44
10:AJ:82:ILE:O	10:AJ:86:MET:CB	2.65	0.44
11:AK:44:SER:O	11:AK:47:VAL:HB	2.17	0.44
11:AK:56:GLY:O	11:AK:89:ALA:HB3	2.17	0.44
12:AL:22:SER:O	12:AL:24:VAL:N	2.51	0.44
15:AO:48:LYS:HE2	15:AO:48:LYS:CA	2.39	0.44
16:AP:6:LEU:HD12	16:AP:6:LEU:N	2.32	0.44
17:AQ:41:LYS:HD3	17:AQ:88:TYR:OH	2.18	0.44
18:AR:35:ARG:O	18:AR:37:VAL:N	2.51	0.44
25:AY:35:ARG:HH12	25:AZ:107:GLU:HG3	1.82	0.44
25:AZ:157:SER:HB2	25:AZ:165:ARG:CD	2.48	0.44
26:B0:57:PHE:N	26:B0:57:PHE:CD1	2.86	0.44
28:B2:37:PHE:CD1	28:B2:37:PHE:N	2.84	0.44
28:B2:38:GLN:HA	28:B2:41:ILE:HG12	1.99	0.44
29:B3:46:ASN:O	29:B3:50:VAL:HG22	2.17	0.44
36:BA:150:C:H2'	36:BA:151:C:H6	1.81	0.44

Continued on next page...

Continued from previous page...

Atom-1	Atom-2	Interatomic distance (Å)	Clash overlap (Å)
36:BA:265:A:H1'	36:BA:266:G:O4'	2.17	0.44
36:BA:346:A:C2'	36:BA:347:A:H5'	2.47	0.44
36:BA:534:U:H2'	36:BA:535:C:C6	2.52	0.44
36:BA:668:G:H3'	36:BA:669:G:H5''	1.98	0.44
36:BA:893:C:H2'	36:BA:894:C:H6	1.82	0.44
36:BA:1153:C:H2'	36:BA:1154:G:O4'	2.17	0.44
36:BA:1712:C:O2'	36:BA:1713:U:H5'	2.17	0.44
36:BA:1814:G:H4'	39:BD:51:VAL:HG21	1.99	0.44
36:BA:2377:A:H2'	36:BA:2378:A:C8	2.52	0.44
36:BA:2881:C:O3'	50:BR:96:ARG:HG3	2.17	0.44
37:BB:62:C:C2	37:BB:63:G:C8	3.06	0.44
38:BC:182:PRO:CB	38:BC:185:LYS:HD2	2.44	0.44
40:BE:134:ILE:HA	40:BE:137:HIS:CD2	2.52	0.44
41:BF:3:GLU:O	41:BF:3:GLU:HG3	2.17	0.44
42:BG:162:THR:HG22	42:BG:162:THR:O	2.16	0.44
44:BI:14:ASP:O	44:BI:17:GLN:HB2	2.17	0.44
44:BI:120:ILE:CG2	44:BI:126:TYR:HE2	2.30	0.44
48:BP:57:THR:HB	48:BP:59:LEU:H	1.81	0.44
49:BQ:47:ILE:HG22	49:BQ:48:GLU:N	2.31	0.44
50:BR:103:ARG:HH12	50:BR:110:PRO:CD	2.24	0.44
50:BR:104:ARG:CD	50:BR:109:ALA:HB3	2.48	0.44
51:BS:58:LEU:CD1	51:BS:59:LYS:H	2.29	0.44
57:BY:31:LEU:HD23	57:BY:36:ALA:C	2.38	0.44
1:CA:427:U:C4	1:CA:428:G:C6	3.06	0.44
1:CA:668:G:O2'	15:CO:46:HIS:HD2	2.00	0.44
1:CA:881:G:H2'	1:CA:882:C:O4'	2.17	0.44
1:CA:1279:A:O2'	1:CA:1282:C:N4	2.50	0.44
1:CA:1316:G:H8	1:CA:1316:G:O5'	2.00	0.44
2:CB:44:LEU:C	2:CB:46:LYS:H	2.21	0.44
2:CB:90:MET:HA	2:CB:90:MET:CE	2.47	0.44
6:CF:7:ASN:C	6:CF:8:ILE:HG13	2.37	0.44
6:CF:11:ASN:O	6:CF:14:LEU:HG	2.17	0.44
6:CF:61:LEU:O	6:CF:62:TRP:HB2	2.17	0.44
7:CG:50:ILE:O	7:CG:54:THR:O	2.36	0.44
8:CH:41:ARG:O	8:CH:42:GLU:HG2	2.17	0.44
9:CI:4:TYR:CZ	9:CI:59:PHE:HE2	2.36	0.44
9:CI:38:GLN:HG2	9:CI:39:GLY:N	2.32	0.44
12:CL:104:VAL:O	12:CL:107:ALA:HB3	2.16	0.44
13:CM:65:LYS:O	13:CM:66:LEU:N	2.51	0.44
13:CM:107:ALA:C	13:CM:109:THR:H	2.20	0.44
18:CR:50:ILE:HD12	18:CR:70:ILE:HD12	1.98	0.44

Continued on next page...

Continued from previous page...

Atom-1	Atom-2	Interatomic distance (Å)	Clash overlap (Å)
20:CT:57:ARG:HH11	20:CT:102:GLY:HA3	1.81	0.44
59:CX:17:U:C6	59:CX:17:U:O5'	2.70	0.44
25:CY:19:THR:CG2	25:CY:19:THR:O	2.65	0.44
31:D5:35:GLU:O	31:D5:36:CYS:CB	2.64	0.44
33:D7:46:VAL:CG1	33:D7:47:ARG:N	2.80	0.44
34:D8:19:SER:CB	34:D8:21:LYS:HE3	2.48	0.44
34:D8:32:LEU:O	34:D8:33:ASN:O	2.35	0.44
36:DA:1503:U:C2	36:DA:1504:C:C5	3.04	0.44
36:DA:1665:A:C2'	36:DA:1666:G:H5'	2.46	0.44
36:DA:1846:G:H5'	36:DA:1846:G:C8	2.46	0.44
36:DA:2724:C:P	50:DR:2:ARG:NH2	2.88	0.44
38:DC:173:HIS:N	38:DC:173:HIS:CD2	2.85	0.44
40:DE:16:ARG:O	40:DE:17:ASP:HB2	2.16	0.44
40:DE:98:PRO:HG3	40:DE:174:ASP:HA	1.99	0.44
40:DE:101:ARG:NH1	40:DE:171:GLU:HB2	2.32	0.44
40:DE:108:SER:HB3	40:DE:165:VAL:HG21	2.00	0.44
41:DF:65:TRP:HB3	41:DF:66:PRO:HD2	1.99	0.44
42:DG:116:ASP:HB2	42:DG:117:PHE:H	1.44	0.44
42:DG:162:THR:O	42:DG:164:GLU:N	2.49	0.44
44:DI:88:ILE:HD11	44:DI:142:VAL:HG13	1.98	0.44
48:DP:66:GLY:O	48:DP:67:MET:CB	2.63	0.44
50:DR:97:VAL:O	50:DR:97:VAL:HG23	2.17	0.44
51:DS:58:LEU:CG	51:DS:59:LYS:N	2.81	0.44
52:DT:16:ARG:O	52:DT:17:THR:CB	2.65	0.44
54:DV:35:LEU:HA	54:DV:36:PRO:HD2	1.69	0.44
55:DW:68:ARG:O	55:DW:109:GLU:HA	2.16	0.44
57:DY:84:ARG:HG3	57:DY:84:ARG:NH1	2.32	0.44
58:DZ:103:ARG:NH1	58:DZ:136:PHE:CB	2.80	0.44
58:DZ:158:PRO:HB3	58:DZ:159:PRO:HD2	1.99	0.44
1:AA:539:A:H2'	1:AA:540:G:C8	2.52	0.44
1:AA:978:A:C4	1:AA:1319:A:C2	3.06	0.44
1:AA:1116:C:H2'	1:AA:1117:G:O4'	2.18	0.44
1:AA:1220:G:H2'	1:AA:1221:G:H8	1.82	0.44
1:AA:1300:G:O4'	1:AA:1300:G:OP2	2.34	0.44
1:AA:1498:U:O2'	1:AA:1499:A:OP2	2.32	0.44
2:AB:178:ARG:NH2	8:AH:74:PRO:HG3	2.33	0.44
3:AC:44:GLU:HA	3:AC:52:LEU:HD11	1.99	0.44
6:AF:61:LEU:HD23	6:AF:63:TYR:OH	2.16	0.44
6:AF:97:PHE:HD2	18:AR:31:LEU:HD21	1.81	0.44
13:AM:65:LYS:HD2	13:AM:69:GLU:HG3	1.98	0.44
28:B2:4:SER:O	28:B2:8:LYS:HG3	2.18	0.44

Continued on next page...

Continued from previous page...

Atom-1	Atom-2	Interatomic distance (Å)	Clash overlap (Å)
28:B2:71:ASN:O	28:B2:72:ALA:OXT	2.35	0.44
34:B8:52:LYS:N	34:B8:52:LYS:CD	2.81	0.44
36:BA:405:U:H3'	36:BA:406:G:H5'	1.99	0.44
36:BA:1011:G:OP1	53:BU:75:ASN:HB2	2.17	0.44
36:BA:1680:U:O2	36:BA:1763:G:H3'	2.18	0.44
36:BA:2180:U:H2'	36:BA:2181:G:H8	1.81	0.44
37:BB:10:C:O2'	37:BB:11:C:H5'	2.16	0.44
39:BD:43:ARG:HB2	39:BD:54:ARG:HB2	1.99	0.44
39:BD:181:GLU:OE2	39:BD:270:ILE:HG22	2.17	0.44
40:BE:16:ARG:NH1	40:BE:171:GLU:OE2	2.45	0.44
40:BE:69:LYS:CE	40:BE:89:ASP:O	2.62	0.44
40:BE:73:GLU:HA	40:BE:74:PRO:HD3	1.82	0.44
41:BF:34:TRP:CH2	48:BP:12:ALA:HB2	2.50	0.44
41:BF:181:LEU:CD1	41:BF:186:ILE:HD11	2.47	0.44
44:BI:77:LEU:HD22	44:BI:140:LEU:HA	2.00	0.44
49:BQ:67:ARG:HD3	49:BQ:105:GLU:OE1	2.16	0.44
57:BY:87:LYS:HG3	57:BY:88:LYS:N	2.27	0.44
58:BZ:44:PHE:CD1	58:BZ:44:PHE:O	2.71	0.44
58:BZ:150:LEU:C	58:BZ:171:ILE:HG12	2.37	0.44
1:CA:45:U:H2'	1:CA:46:G:C8	2.52	0.44
1:CA:244:U:O4	1:CA:906:G:H1'	2.17	0.44
1:CA:538:G:OP2	12:CL:115:LYS:HG3	2.16	0.44
1:CA:1141:C:H3'	1:CA:1141:C:H6	1.82	0.44
1:CA:1223:C:OP2	19:CS:78:ARG:NH2	2.50	0.44
1:CA:1422:G:O3'	47:DO:49:ARG:NH2	2.51	0.44
2:CB:9:GLU:O	2:CB:11:LEU:N	2.50	0.44
3:CC:179:ARG:HH11	3:CC:179:ARG:HG3	1.81	0.44
6:CF:1:MET:CE	6:CF:66:GLU:HG2	2.48	0.44
6:CF:91:VAL:HG11	18:CR:72:ARG:NH1	2.33	0.44
7:CG:3:ARG:HH11	7:CG:3:ARG:HG2	1.82	0.44
9:CI:98:PRO:C	9:CI:99:LEU:HD22	2.37	0.44
32:D6:42:TRP:HA	32:D6:42:TRP:HE3	1.81	0.44
33:D7:8:ASN:HD21	33:D7:10:ARG:H	1.62	0.44
35:D9:19:ARG:NH1	36:DA:2755:C:C4	2.85	0.44
36:DA:7:G:H4'	46:DN:13:TRP:CH2	2.53	0.44
36:DA:522:G:H2'	36:DA:523:C:C6	2.52	0.44
36:DA:919:G:N2	36:DA:2269:A:OP2	2.49	0.44
36:DA:1231:G:H2'	36:DA:1232:G:H8	1.80	0.44
36:DA:1754:C:H5	52:DT:96:ARG:NH2	2.15	0.44
36:DA:1830:C:H6	36:DA:1830:C:O5'	2.00	0.44
36:DA:1916:A:H5'	36:DA:1917:U:OP2	2.17	0.44

Continued on next page...

Continued from previous page...

Atom-1	Atom-2	Interatomic distance (Å)	Clash overlap (Å)
36:DA:2787:C:H1'	40:DE:61:ARG:CG	2.46	0.44
37:DB:10:C:O2'	37:DB:11:C:H5'	2.18	0.44
37:DB:20:C:H2'	37:DB:21:G:C5'	2.26	0.44
37:DB:107:G:O2'	37:DB:108:U:H5'	2.17	0.44
39:DD:108:PRO:CG	39:DD:111:LEU:HD23	2.47	0.44
39:DD:193:VAL:O	39:DD:193:VAL:HG13	2.16	0.44
39:DD:267:SER:O	39:DD:268:ARG:HB3	2.17	0.44
40:DE:6:GLY:HA2	40:DE:51:PHE:CE2	2.52	0.44
42:DG:62:LEU:C	42:DG:64:THR:H	2.20	0.44
46:DN:131:GLN:O	46:DN:133:GLN:N	2.43	0.44
47:DO:47:ILE:HG23	47:DO:48:PRO:CD	2.47	0.44
48:DP:32:THR:O	48:DP:33:ARG:CB	2.65	0.44
50:DR:56:LYS:HE3	50:DR:88:ARG:HA	1.98	0.44
50:DR:80:PHE:O	50:DR:85:PRO:HD3	2.17	0.44
51:DS:51:ALA:HB1	51:DS:72:ALA:CB	2.48	0.44
52:DT:23:ARG:C	52:DT:25:GLY:H	2.21	0.44
52:DT:78:LEU:O	52:DT:79:HIS:ND1	2.50	0.44
52:DT:102:ILE:HB	52:DT:110:ILE:HD12	1.98	0.44
55:DW:8:ARG:O	55:DW:9:TYR:HB2	2.16	0.44
57:DY:27:VAL:HG12	57:DY:28:LYS:H	1.81	0.44
58:DZ:71:VAL:HG23	58:DZ:71:VAL:O	2.16	0.44
1:AA:189(J):G:H2'	1:AA:189(K):U:C6	2.52	0.44
1:AA:409:G:OP1	4:AD:24:GLU:N	2.45	0.44
1:AA:1129:C:N4	1:AA:1135:U:H3	2.16	0.44
2:AB:51:LEU:O	2:AB:55:PHE:CD2	2.71	0.44
2:AB:102:LEU:N	2:AB:102:LEU:CD1	2.79	0.44
4:AD:110:PHE:HE2	4:AD:148:VAL:HG23	1.82	0.44
5:AE:144:THR:C	5:AE:146:ALA:H	2.21	0.44
9:AI:5:TYR:CD1	9:AI:6:GLY:N	2.84	0.44
10:AJ:63:PHE:HZ	14:AN:45:ARG:HG3	1.82	0.44
10:AJ:84:GLN:H	10:AJ:84:GLN:HG3	1.55	0.44
13:AM:107:ALA:C	13:AM:109:THR:H	2.20	0.44
25:AY:10:TRP:CE3	25:AY:10:TRP:HA	2.53	0.44
26:B0:20:ARG:NH1	36:BA:2357:U:OP1	2.50	0.44
29:B3:8:LEU:HD11	29:B3:23:LEU:HD13	1.99	0.44
31:B5:37:LYS:CG	31:B5:38:ALA:N	2.81	0.44
35:B9:7:VAL:HG12	35:B9:34:GLN:HE21	1.80	0.44
36:BA:809:G:O2'	36:BA:810:U:H5'	2.18	0.44
36:BA:1493:C:O2	36:BA:1493:C:H2'	2.18	0.44
36:BA:1846:G:H5'	36:BA:1846:G:C8	2.43	0.44
36:BA:2024:G:O2'	36:BA:2025:C:H5'	2.16	0.44

Continued on next page...

Continued from previous page...

Atom-1	Atom-2	Interatomic distance (Å)	Clash overlap (Å)
36:BA:2087:G:C2'	36:BA:2088:G:H5'	2.47	0.44
36:BA:2111:C:H1'	36:BA:2118:U:O4'	2.17	0.44
36:BA:2828:C:O2'	36:BA:2829:C:H5'	2.17	0.44
38:BC:178:LYS:HB2	38:BC:181:PHE:CD1	2.52	0.44
39:BD:182:LEU:H	39:BD:272:ALA:HB3	1.81	0.44
39:BD:259:THR:O	39:BD:260:ARG:C	2.55	0.44
41:BF:148:LEU:HD21	41:BF:191:ARG:HH11	1.83	0.44
42:BG:9:ARG:O	42:BG:11:TYR:N	2.49	0.44
42:BG:93:THR:HG22	42:BG:94:LEU:N	2.33	0.44
43:BH:41:MET:CG	43:BH:43:VAL:HG13	2.41	0.44
44:BI:111:PRO:O	44:BI:116:LEU:HD22	2.18	0.44
44:BI:123:LEU:HD11	44:BI:144:VAL:HG13	1.99	0.44
46:BN:131:GLN:O	46:BN:133:GLN:N	2.44	0.44
48:BP:7:ARG:N	48:BP:7:ARG:HD2	2.32	0.44
48:BP:16:ARG:HB2	48:BP:16:ARG:HH11	1.79	0.44
48:BP:23:PRO:HB3	48:BP:29:LYS:HB2	2.00	0.44
48:BP:70:GLN:HB3	48:BP:72:PRO:HD2	1.99	0.44
48:BP:96:THR:O	48:BP:98:GLU:N	2.51	0.44
50:BR:9:LYS:O	50:BR:10:LEU:CG	2.65	0.44
51:BS:30:ARG:HH22	51:BS:62:LYS:CD	2.22	0.44
54:BV:72:VAL:O	54:BV:72:VAL:CG2	2.65	0.44
57:BY:95:LYS:CE	57:BY:101:LYS:H	2.30	0.44
58:BZ:120:ILE:HD12	58:BZ:170:THR:CG2	2.46	0.44
1:CA:19:C:O2'	1:CA:20:U:H5'	2.18	0.44
1:CA:41:G:H2'	1:CA:42:G:C8	2.53	0.44
1:CA:158:G:C2'	1:CA:159:G:H5'	2.48	0.44
1:CA:724:G:C2	1:CA:725:G:C8	3.05	0.44
1:CA:1208:C:H2'	1:CA:1209:C:C6	2.53	0.44
1:CA:1373:G:H5'	7:CG:36:LYS:CB	2.48	0.44
1:CA:1406:U:O2'	1:CA:1407:C:H5'	2.17	0.44
2:CB:102:LEU:N	2:CB:102:LEU:CD1	2.79	0.44
2:CB:177:ALA:O	2:CB:179:LYS:N	2.51	0.44
3:CC:6:HIS:C	3:CC:8:ILE:H	2.20	0.44
3:CC:132:ARG:O	3:CC:133:ALA:C	2.55	0.44
4:CD:24:GLU:O	4:CD:27:TYR:HB2	2.18	0.44
4:CD:100:ARG:HH12	4:CD:137:SER:HB3	1.82	0.44
5:CE:28:PHE:N	5:CE:28:PHE:HD1	2.13	0.44
5:CE:43:LEU:HD22	5:CE:136:MET:HG3	1.99	0.44
5:CE:84:PHE:HB3	5:CE:134:ALA:HB2	2.00	0.44
6:CF:69:GLU:CD	6:CF:69:GLU:N	2.71	0.44
7:CG:12:LEU:CD1	7:CG:25:ALA:HB2	2.47	0.44

Continued on next page...

Continued from previous page...

Atom-1	Atom-2	Interatomic distance (Å)	Clash overlap (Å)
9:CI:118:LYS:HB3	9:CI:118:LYS:HZ3	1.83	0.44
20:CT:92:LEU:O	20:CT:96:GLY:HA3	2.17	0.44
25:CZ:34:THR:CG2	25:CZ:75:LEU:HD22	2.42	0.44
28:D2:17:SER:HA	28:D2:18:PRO:HD3	1.87	0.44
32:D6:5:VAL:CG1	36:DA:2284:C:OP1	2.66	0.44
35:D9:33:LYS:O	35:D9:34:GLN:HG3	2.17	0.44
36:DA:664:C:H4'	36:DA:941:A:OP1	2.17	0.44
36:DA:729:G:H2'	36:DA:1775:U:O2	2.18	0.44
36:DA:1047:G:N2	36:DA:1111:A:H62	2.14	0.44
36:DA:1141:U:H6	46:DN:63:THR:HB	1.81	0.44
36:DA:1442:G:C2	36:DA:1550:C:O2	2.71	0.44
36:DA:1935:G:H1'	36:DA:1964:G:N2	2.32	0.44
36:DA:1983:C:C2'	36:DA:1984:G:H5'	2.48	0.44
39:DD:70:TRP:CZ3	39:DD:150:LYS:HA	2.53	0.44
40:DE:117:MET:HE1	40:DE:124:GLY:HA3	1.99	0.44
40:DE:134:ILE:HA	40:DE:137:HIS:CD2	2.52	0.44
42:DG:19:LEU:HB3	42:DG:25:TYR:CE2	2.46	0.44
42:DG:86:MET:SD	42:DG:86:MET:C	2.95	0.44
42:DG:109:VAL:O	42:DG:113:ARG:HA	2.17	0.44
42:DG:172:LEU:HD23	42:DG:172:LEU:O	2.17	0.44
51:DS:13:ARG:CG	51:DS:14:VAL:N	2.79	0.44
51:DS:51:ALA:HB3	51:DS:73:LEU:HG	1.99	0.44
52:DT:89:VAL:CG1	52:DT:91:ARG:HG3	2.48	0.44
52:DT:100:TYR:O	52:DT:103:ARG:HG3	2.18	0.44
53:DU:90:VAL:CG1	53:DU:91:ASP:N	2.55	0.44
57:DY:88:LYS:O	57:DY:90:LEU:N	2.50	0.44
1:AA:500:G:N2	1:AA:546:G:H1'	2.31	0.44
1:AA:659:U:H2'	1:AA:660:G:C8	2.53	0.44
1:AA:878:G:H5''	8:AH:89:PRO:HG2	1.99	0.44
1:AA:959:A:H2'	1:AA:960:U:C4'	2.47	0.44
1:AA:1126:U:O2'	1:AA:1127:G:H5'	2.18	0.44
1:AA:1227:A:O2'	13:AM:115:LYS:HB2	2.17	0.44
1:AA:1353:G:O2'	1:AA:1354:C:H5'	2.18	0.44
1:AA:1378:C:H5	1:AA:1379:G:N9	2.14	0.44
2:AB:92:TYR:CG	2:AB:151:GLY:HA3	2.52	0.44
3:AC:153:VAL:CG1	3:AC:154:SER:H	2.28	0.44
6:AF:11:ASN:O	6:AF:14:LEU:HG	2.18	0.44
7:AG:15:ASP:OD1	7:AG:16:LEU:N	2.45	0.44
10:AJ:45:ARG:HD3	10:AJ:47:PHE:HE1	1.82	0.44
13:AM:17:VAL:C	13:AM:19:LEU:H	2.21	0.44
13:AM:73:GLU:O	13:AM:77:ASN:HB2	2.18	0.44

Continued on next page...

Continued from previous page...

Atom-1	Atom-2	Interatomic distance (Å)	Clash overlap (Å)
25:AZ:150:HIS:CD2	25:AZ:151:ASN:N	2.86	0.44
26:B0:53:MET:HG3	26:B0:59:LEU:CD2	2.47	0.44
31:B5:53:ALA:HB3	31:B5:55:ARG:CZ	2.48	0.44
34:B8:19:SER:CB	34:B8:21:LYS:HE3	2.47	0.44
36:BA:198:C:H6	36:BA:198:C:O5'	2.00	0.44
36:BA:855:G:H2'	36:BA:856:C:H6	1.83	0.44
36:BA:908:C:O2'	36:BA:909:A:H5'	2.17	0.44
36:BA:1192:G:C2'	36:BA:1193:G:H5'	2.47	0.44
36:BA:1266:G:O2'	36:BA:2012:G:O6	2.28	0.44
36:BA:1827:C:H2'	36:BA:1828:G:H5'	1.99	0.44
36:BA:2023:G:H4'	36:BA:2617:C:O3'	2.18	0.44
36:BA:2636:U:H2'	36:BA:2637:U:C6	2.53	0.44
39:BD:63:ARG:CD	39:BD:63:ARG:N	2.81	0.44
39:BD:68:LYS:HD2	39:BD:70:TRP:CZ2	2.52	0.44
39:BD:101:GLU:OE2	39:BD:103:ARG:HD3	2.17	0.44
41:BF:170:LEU:HD23	41:BF:172:TRP:CE2	2.52	0.44
42:BG:59:GLU:OE1	42:BG:153:ARG:NH1	2.50	0.44
42:BG:141:PHE:HD1	42:BG:142:PRO:HD2	1.82	0.44
44:BI:10:GLU:OE1	44:BI:11:ASN:HB2	2.17	0.44
46:BN:67:LEU:O	46:BN:68:GLU:CB	2.59	0.44
48:BP:23:PRO:HB3	48:BP:29:LYS:CB	2.47	0.44
48:BP:24:GLY:O	48:BP:25:SER:OG	2.35	0.44
48:BP:81:GLN:CG	48:BP:106:LEU:HA	2.44	0.44
48:BP:111:ARG:NH1	48:BP:111:ARG:CG	2.76	0.44
51:BS:63:THR:O	51:BS:67:ARG:HG2	2.17	0.44
52:BT:89:VAL:HG12	52:BT:91:ARG:HG3	2.00	0.44
53:BU:31:SER:HB3	53:BU:34:LYS:HB2	2.00	0.44
58:BZ:108:PRO:HB3	58:BZ:141:VAL:CG1	2.48	0.44
58:BZ:155:LEU:N	58:BZ:155:LEU:HD23	2.32	0.44
1:CA:93:G:C6	1:CA:96:U:C4	3.05	0.44
1:CA:236:G:OP1	17:CQ:40:LYS:NZ	2.43	0.44
1:CA:393:A:O2'	1:CA:394:G:H5'	2.17	0.44
1:CA:532:A:C2	1:CA:1207:G:H4'	2.52	0.44
1:CA:979:C:OP1	1:CA:1223:C:N4	2.51	0.44
1:CA:1077:G:N2	1:CA:1080:A:OP2	2.47	0.44
1:CA:1174:G:H2'	1:CA:1175:G:H8	1.83	0.44
1:CA:1219:U:H2'	1:CA:1220:G:C8	2.53	0.44
2:CB:18:GLY:N	2:CB:42:ILE:CG2	2.75	0.44
2:CB:51:LEU:O	2:CB:55:PHE:CD2	2.70	0.44
2:CB:178:ARG:HH21	8:CH:68:ARG:NH2	2.15	0.44
8:CH:36:LEU:C	8:CH:38:ILE:H	2.19	0.44

Continued on next page...

Continued from previous page...

Atom-1	Atom-2	Interatomic distance (Å)	Clash overlap (Å)
23:CW:56:C:O4'	36:DA:2169:A:H1'	2.18	0.44
23:CW:65:C:H2'	23:CW:66:C:H6	1.83	0.44
30:D4:17:GLY:C	30:D4:19:GLY:H	2.20	0.44
31:D5:46:CYS:SG	31:D5:47:PRO:CD	3.05	0.44
32:D6:16:CYS:SG	32:D6:48:VAL:CG2	2.98	0.44
34:D8:37:SER:O	34:D8:38:GLY:C	2.56	0.44
36:DA:528:A:C2	36:DA:2042:A:H2'	2.52	0.44
36:DA:535:C:C2'	36:DA:536:A:H5'	2.47	0.44
36:DA:878:A:N1	36:DA:899:A:C2	2.86	0.44
36:DA:1019:U:H2'	36:DA:1020:A:C8	2.52	0.44
36:DA:1285:G:N2	36:DA:1328:G:H5''	2.32	0.44
36:DA:1373:A:H2'	36:DA:1374:G:O4'	2.17	0.44
39:DD:30:GLU:CD	39:DD:63:ARG:NE	2.71	0.44
39:DD:68:LYS:HD2	39:DD:70:TRP:CZ2	2.53	0.44
39:DD:94:LEU:CD2	39:DD:95:LEU:N	2.80	0.44
39:DD:198:ASN:C	39:DD:198:ASN:ND2	2.70	0.44
40:DE:11:MET:CB	40:DE:24:THR:HA	2.44	0.44
44:DI:93:THR:N	44:DI:97:ILE:HG13	2.32	0.44
46:DN:42:TRP:CD1	53:DU:63:VAL:HG11	2.52	0.44
48:DP:32:THR:HG21	48:DP:37:GLY:CA	2.35	0.44
50:DR:54:LEU:HD21	50:DR:65:LEU:HB3	1.98	0.44
51:DS:15:ARG:NH1	51:DS:15:ARG:CB	2.71	0.44
52:DT:63:VAL:O	52:DT:73:GLU:HA	2.17	0.44
52:DT:84:GLN:OE1	52:DT:86:ILE:HG22	2.17	0.44
53:DU:31:SER:HB3	53:DU:34:LYS:HB2	1.99	0.44
54:DV:25:LEU:N	54:DV:92:THR:HG21	2.32	0.44
58:DZ:99:TYR:CE2	58:DZ:125:LEU:HB2	2.53	0.44
58:DZ:151:HIS:CD2	58:DZ:170:THR:HG23	2.53	0.44
1:AA:84:U:O5'	1:AA:84:U:H6	2.00	0.44
1:AA:421:U:OP2	1:AA:422:C:H5	2.01	0.44
1:AA:458:C:H2'	1:AA:460:G:H8	1.82	0.44
1:AA:785:G:C2'	1:AA:786:G:H5'	2.47	0.44
1:AA:864:A:H2'	1:AA:865:A:C8	2.53	0.44
1:AA:974:A:OP1	14:AN:31:ARG:HD3	2.18	0.44
1:AA:989:C:H2'	1:AA:990:C:C6	2.53	0.44
1:AA:1205:U:O2'	3:AC:195:VAL:HG23	2.18	0.44
2:AB:49:GLU:O	2:AB:52:GLU:HB3	2.17	0.44
2:AB:69:LEU:HD12	2:AB:70:PHE:N	2.33	0.44
3:AC:87:LEU:C	3:AC:89:GLU:N	2.71	0.44
4:AD:10:ARG:HG2	4:AD:11:LEU:N	2.31	0.44
6:AF:24:GLU:HG2	6:AF:28:ARG:NH1	2.32	0.44

Continued on next page...

Continued from previous page...

Atom-1	Atom-2	Interatomic distance (Å)	Clash overlap (Å)
7:AG:55:GLY:O	7:AG:56:GLN:NE2	2.51	0.44
8:AH:33:GLU:O	8:AH:35:ILE:N	2.50	0.44
11:AK:50:TYR:HD2	11:AK:60:ALA:HB2	1.83	0.44
16:AP:21:VAL:CG1	16:AP:34:GLU:HB3	2.48	0.44
19:AS:27:GLU:HB3	19:AS:28:LYS:H	1.58	0.44
20:AT:8:ARG:HG3	20:AT:8:ARG:NH1	2.33	0.44
25:AY:38:PRO:HB2	25:AY:70:VAL:HG21	1.99	0.44
25:AY:69:ALA:HB3	25:AY:76:LEU:HD22	2.00	0.44
26:B0:14:ARG:CB	26:B0:14:ARG:NH1	2.71	0.44
28:B2:51:ARG:HD3	28:B2:55:ARG:HH12	1.83	0.44
29:B3:45:GLY:HA3	36:BA:852:G:H5'	1.99	0.44
32:B6:43:CYS:HB2	32:B6:44:ARG:NH1	2.32	0.44
34:B8:13:ARG:NH1	48:BP:59:LEU:HG	2.32	0.44
36:BA:795:C:H2'	36:BA:796:C:C6	2.53	0.44
36:BA:878:A:N1	36:BA:899:A:C2	2.85	0.44
36:BA:923:C:O2'	36:BA:924:C:H5'	2.18	0.44
36:BA:971:C:O2'	36:BA:972:G:H5'	2.17	0.44
36:BA:1006:C:H5'	46:BN:28:THR:HG23	2.00	0.44
36:BA:1437:C:H2'	36:BA:1438:U:H6	1.82	0.44
36:BA:1453:U:H5'	50:BR:63:ARG:NE	2.32	0.44
36:BA:1528:A:O2'	36:BA:1528(A):A:O4'	2.32	0.44
36:BA:1673:U:O4	40:BE:129:HIS:HD2	2.00	0.44
36:BA:1988:C:H2'	36:BA:1989:G:C8	2.53	0.44
36:BA:2033:A:H2'	36:BA:2035:G:OP2	2.18	0.44
39:BD:21:PHE:O	39:BD:24:ILE:CD1	2.64	0.44
42:BG:49:ASP:O	42:BG:50:ALA:HB2	2.17	0.44
42:BG:51:ARG:HD3	42:BG:53:LEU:HD21	1.99	0.44
43:BH:54:ARG:O	43:BH:54:ARG:HD2	2.18	0.44
44:BI:128:LEU:O	44:BI:138:ILE:O	2.35	0.44
46:BN:35:ARG:HB2	46:BN:42:TRP:CZ3	2.52	0.44
46:BN:58:ASP:OD1	46:BN:124:ALA:HB1	2.18	0.44
51:BS:51:ALA:HB1	51:BS:72:ALA:HB1	1.99	0.44
51:BS:58:LEU:CG	51:BS:59:LYS:N	2.81	0.44
52:BT:60:THR:HB	52:BT:76:PHE:O	2.17	0.44
57:BY:56:PRO:HB2	57:BY:57:GLN:H	1.65	0.44
57:BY:77:PRO:O	57:BY:78:ALA:CB	2.66	0.44
58:BZ:137:ILE:HD12	58:BZ:158:PRO:CD	2.48	0.44
1:CA:236:G:H2'	1:CA:237:C:C6	2.53	0.44
1:CA:425:G:O2'	1:CA:426:G:H5'	2.18	0.44
1:CA:458:C:N4	1:CA:474:G:C6	2.86	0.44
1:CA:545:C:O2'	1:CA:546:G:H5'	2.17	0.44

Continued on next page...

Continued from previous page...

Atom-1	Atom-2	Interatomic distance (Å)	Clash overlap (Å)
1:CA:675:A:H1'	11:CK:116:HIS:CD2	2.52	0.44
1:CA:1238:A:H2'	1:CA:1238:A:N3	2.33	0.44
1:CA:1311:G:C2	1:CA:1327:C:N3	2.85	0.44
1:CA:1370:G:H2'	1:CA:1371:G:H8	1.83	0.44
1:CA:1508:G:H2'	1:CA:1509:C:C6	2.53	0.44
2:CB:36:ARG:HD2	2:CB:36:ARG:N	2.31	0.44
3:CC:87:LEU:C	3:CC:89:GLU:N	2.71	0.44
4:CD:96:LEU:CG	4:CD:139:ARG:HH22	2.29	0.44
7:CG:37:ASN:C	7:CG:39:ALA:N	2.71	0.44
10:CJ:50:ILE:H	10:CJ:50:ILE:CD1	2.13	0.44
12:CL:82:VAL:N	12:CL:106:ASP:OD2	2.36	0.44
13:CM:118:ALA:HB1	13:CM:119:GLY:N	2.33	0.44
17:CQ:59:ILE:CG2	17:CQ:71:PHE:HB3	2.48	0.44
18:CR:26:LEU:HD13	18:CR:39:VAL:HG13	1.99	0.44
20:CT:38:LYS:C	20:CT:40:ALA:H	2.21	0.44
25:CY:39:PHE:CZ	36:DA:1914:C:H5'	2.53	0.44
34:D8:47:LYS:O	34:D8:48:PHE:HD1	2.00	0.44
36:DA:149:A:H2'	36:DA:150:C:O4'	2.17	0.44
36:DA:230:U:O2'	36:DA:231:C:H5'	2.17	0.44
36:DA:438:G:O2'	36:DA:440:G:H5'	2.17	0.44
36:DA:587:C:C2'	48:DP:33:ARG:NH2	2.81	0.44
36:DA:598:G:H2'	36:DA:599:G:O4'	2.17	0.44
36:DA:923:C:O2'	36:DA:924:C:H5'	2.17	0.44
36:DA:1758:G:N7	36:DA:2695:C:H4'	2.32	0.44
36:DA:1827:C:H2'	36:DA:1828:G:C5'	2.48	0.44
37:DB:13:A:C6	37:DB:70:C:H5'	2.53	0.44
39:DD:231:HIS:ND1	39:DD:232:PRO:CD	2.81	0.44
42:DG:47:LYS:HA	42:DG:82:LEU:HD21	2.00	0.44
43:DH:41:MET:CE	43:DH:53:GLU:H	2.31	0.44
43:DH:67:LEU:O	43:DH:67:LEU:HG	2.18	0.44
46:DN:26:LEU:O	46:DN:26:LEU:HD12	2.17	0.44
46:DN:133:GLN:C	46:DN:134:ARG:HG2	2.38	0.44
47:DO:68:GLU:H	47:DO:68:GLU:CD	2.19	0.44
49:DQ:62:GLY:O	58:DZ:178:GLU:HB2	2.18	0.44
49:DQ:67:ARG:HD3	49:DQ:105:GLU:OE1	2.18	0.44
51:DS:12:PHE:O	51:DS:13:ARG:C	2.56	0.44
54:DV:38:LEU:C	54:DV:38:LEU:HD23	2.37	0.44
56:DX:25:LYS:HA	56:DX:81:VAL:O	2.17	0.44
56:DX:73:ARG:HB3	56:DX:74:PRO:HD2	1.99	0.44
58:DZ:24:LEU:CD2	58:DZ:24:LEU:C	2.86	0.44
1:AA:229:U:O2'	1:AA:230:G:H5'	2.18	0.44

Continued on next page...

Continued from previous page...

Atom-1	Atom-2	Interatomic distance (Å)	Clash overlap (Å)
1:AA:253:U:H2'	1:AA:254:G:C8	2.52	0.44
1:AA:311:C:HO2'	1:AA:312:C:H5'	1.82	0.44
1:AA:377:G:OP1	16:AP:3:LYS:HD2	2.16	0.44
1:AA:580:U:H2'	1:AA:581:G:O4'	2.18	0.44
1:AA:599:C:H4'	8:AH:130:GLY:C	2.38	0.44
1:AA:1237:C:C5	1:AA:1336:C:N3	2.86	0.44
2:AB:63:MET:HG3	2:AB:64:ARG:N	2.32	0.44
2:AB:168:THR:HG23	2:AB:192:SER:HB3	2.00	0.44
3:AC:140:ARG:HG3	3:AC:140:ARG:HH11	1.83	0.44
4:AD:194:LEU:N	4:AD:194:LEU:HD22	2.32	0.44
5:AE:140:ARG:HG2	5:AE:140:ARG:O	2.17	0.44
6:AF:50:TYR:CZ	18:AR:77:GLY:HA2	2.53	0.44
7:AG:113:GLU:CG	7:AG:119:ARG:HG2	2.47	0.44
9:AI:4:TYR:CZ	9:AI:59:PHE:HE2	2.36	0.44
13:AM:94:ARG:CZ	19:AS:81:ARG:HG3	2.48	0.44
18:AR:57:GLY:O	18:AR:58:LEU:C	2.55	0.44
22:AV:43:A:H2'	22:AV:44:A:C8	2.53	0.44
25:AY:52:LEU:O	25:AY:54:GLY:N	2.51	0.44
25:AZ:121:LYS:C	25:AZ:121:LYS:HD2	2.38	0.44
27:B1:19:GLN:HA	27:B1:19:GLN:NE2	2.33	0.44
28:B2:18:PRO:CG	28:B2:19:VAL:H	2.26	0.44
36:BA:271(D):G:H1	36:BA:271(T):C:N4	2.15	0.44
36:BA:275:G:N3	36:BA:275:G:H3'	2.33	0.44
36:BA:633:A:H2'	36:BA:634:C:H5'	2.00	0.44
36:BA:1009:A:H5'	53:BU:59:ARG:CD	2.47	0.44
36:BA:1144:G:H2'	36:BA:1145:C:C6	2.50	0.44
36:BA:1329:U:H5''	36:BA:1330:C:C5	2.48	0.44
36:BA:1494:A:C3'	36:BA:1495:A:H5''	2.48	0.44
36:BA:1591:G:O2'	36:BA:1592:C:H5'	2.17	0.44
36:BA:1719:G:C2'	36:BA:1720:U:H5'	2.48	0.44
36:BA:1816:G:C8	36:BA:1816:G:C3'	3.00	0.44
36:BA:2389:G:H5''	36:BA:2390:U:O4'	2.16	0.44
38:BC:190:ILE:HG22	38:BC:190:ILE:O	2.17	0.44
39:BD:108:PRO:HB3	39:BD:143:HIS:HE1	1.80	0.44
42:BG:16:ARG:HH21	42:BG:31:VAL:CG1	2.31	0.44
42:BG:39:ILE:C	42:BG:39:ILE:HD12	2.38	0.44
42:BG:96:ARG:O	42:BG:99:MET:N	2.51	0.44
43:BH:164:TYR:O	43:BH:165:ALA:HB2	2.17	0.44
44:BI:91:SER:CB	44:BI:121:LYS:NZ	2.66	0.44
46:BN:88:GLU:O	46:BN:89:LYS:C	2.56	0.44
49:BQ:10:ARG:HB2	49:BQ:10:ARG:HH11	1.82	0.44

Continued on next page...

Continued from previous page...

Atom-1	Atom-2	Interatomic distance (Å)	Clash overlap (Å)
50:BR:49:ASP:OD1	50:BR:95:THR:HB	2.18	0.44
52:BT:33:LYS:HG3	52:BT:43:GLN:HB2	2.00	0.44
53:BU:27:LEU:HD22	53:BU:31:SER:HB2	2.00	0.44
1:CA:304:U:H2'	1:CA:305:G:C8	2.53	0.44
1:CA:724:G:O2'	1:CA:725:G:H5'	2.17	0.44
1:CA:1215:G:H2'	1:CA:1216:G:H8	1.82	0.44
2:CB:105:PHE:O	2:CB:106:LYS:C	2.56	0.44
3:CC:9:GLY:HA2	3:CC:12:LEU:HG	2.00	0.44
8:CH:41:ARG:NH2	8:CH:123:GLU:OE2	2.50	0.44
10:CJ:6:ILE:HD11	10:CJ:72:VAL:N	2.32	0.44
10:CJ:70:ARG:HG2	10:CJ:70:ARG:NH1	2.32	0.44
10:CJ:96:ILE:HD13	10:CJ:96:ILE:N	2.28	0.44
11:CK:89:ALA:O	11:CK:91:ARG:N	2.51	0.44
13:CM:91:ARG:CZ	13:CM:96:LEU:HB3	2.47	0.44
17:CQ:33:GLY:O	17:CQ:34:LYS:O	2.36	0.44
17:CQ:56:VAL:CG2	17:CQ:81:ARG:HG3	2.48	0.44
17:CQ:65:ILE:HB	17:CQ:69:LYS:HB3	2.00	0.44
27:D1:30:VAL:CG2	27:D1:31:GLY:N	2.81	0.44
28:D2:38:GLN:HA	28:D2:41:ILE:HG12	2.00	0.44
32:D6:8:LYS:HE3	32:D6:25:LYS:CD	2.43	0.44
36:DA:606:U:H4'	36:DA:658:C:H4'	1.98	0.44
36:DA:970:C:H2'	36:DA:971:C:C6	2.53	0.44
36:DA:1045:A:N3	36:DA:1045:A:H5'	2.33	0.44
36:DA:1120:G:H2'	36:DA:1121:C:C6	2.53	0.44
36:DA:1331:A:O2'	36:DA:1332:G:C8	2.71	0.44
36:DA:1464:C:O2'	36:DA:1528:A:C8	2.65	0.44
36:DA:1682:G:H2'	36:DA:1683:C:C6	2.53	0.44
36:DA:1794:U:H2'	36:DA:1795:C:H6	1.82	0.44
36:DA:2223:G:H2'	36:DA:2224:G:H5'	2.00	0.44
38:DC:225:ILE:O	38:DC:225:ILE:HD12	2.18	0.44
39:DD:31:LYS:C	39:DD:33:LEU:H	2.20	0.44
39:DD:101:GLU:OE2	39:DD:103:ARG:HD3	2.18	0.44
40:DE:46:ALA:HB2	40:DE:82:ARG:HA	1.99	0.44
44:DI:12:LEU:HB2	44:DI:19:VAL:HG11	1.99	0.44
44:DI:82:ARG:O	44:DI:89:TYR:N	2.50	0.44
44:DI:115:ALA:O	44:DI:116:LEU:C	2.56	0.44
44:DI:123:LEU:CD1	44:DI:144:VAL:HG13	2.48	0.44
44:DI:134:PRO:HG2	44:DI:135:GLU:N	2.23	0.44
46:DN:35:ARG:HB2	46:DN:42:TRP:CH2	2.52	0.44
46:DN:120:LEU:HD23	46:DN:120:LEU:C	2.38	0.44
47:DO:43:VAL:HB	47:DO:54:GLU:HA	2.00	0.44

Continued on next page...

Continued from previous page...

Atom-1	Atom-2	Interatomic distance (Å)	Clash overlap (Å)
48:DP:13:ASN:C	48:DP:13:ASN:ND2	2.70	0.44
48:DP:111:ARG:NH1	48:DP:111:ARG:CG	2.76	0.44
49:DQ:70:PRO:HA	49:DQ:95:ALA:HB2	2.00	0.44
50:DR:9:LYS:O	50:DR:10:LEU:CD2	2.66	0.44
53:DU:88:ILE:HG23	53:DU:90:VAL:HG23	2.00	0.44
55:DW:3:ALA:HB2	55:DW:58:ALA:HA	2.00	0.44
58:DZ:48:PHE:O	58:DZ:48:PHE:CD1	2.70	0.44
1:AA:115:G:H1'	1:AA:116:A:N7	2.33	0.44
1:AA:261:U:C5	20:AT:79:ARG:CZ	3.00	0.44
1:AA:489:C:H2'	1:AA:490:G:H8	1.82	0.44
1:AA:1001(A):G:H2'	1:AA:1002:G:O4'	2.17	0.44
1:AA:1220:G:OP1	19:AS:37:ARG:HD2	2.18	0.44
1:AA:1311:G:C2	1:AA:1327:C:N3	2.85	0.44
1:AA:1323:G:H2'	1:AA:1324:A:H8	1.82	0.44
1:AA:1414:U:H2'	1:AA:1415:G:H8	1.82	0.44
1:AA:1434:A:H61	1:AA:1467:G:H1'	1.82	0.44
3:AC:11:ARG:O	3:AC:14:ILE:O	2.35	0.44
4:AD:109:GLY:O	4:AD:111:ALA:N	2.50	0.44
4:AD:177:ASP:O	4:AD:177:ASP:OD1	2.36	0.44
10:AJ:29:ARG:HH11	10:AJ:29:ARG:HG2	1.83	0.44
12:AL:115:LYS:O	12:AL:117:ARG:HG3	2.17	0.44
13:AM:99:ARG:O	13:AM:100:GLY:C	2.55	0.44
20:AT:102:GLY:O	20:AT:104:LEU:N	2.45	0.44
27:B1:29:GLY:C	27:B1:30:VAL:HG22	2.38	0.44
28:B2:64:LEU:CD2	28:B2:68:ARG:NH1	2.79	0.44
31:B5:26:THR:HA	31:B5:27:PRO:HD3	1.84	0.44
36:BA:7:G:H4'	46:BN:13:TRP:CH2	2.53	0.44
36:BA:364:C:C2'	36:BA:365:C:C5'	2.89	0.44
36:BA:587:C:C2'	48:BP:33:ARG:HH21	2.26	0.44
36:BA:918:A:H5''	37:BB:98:G:O2'	2.18	0.44
36:BA:973:A:O4'	36:BA:1188:U:C6	2.71	0.44
36:BA:1464:C:O2'	36:BA:1528:A:C8	2.68	0.44
36:BA:2558:C:H2'	36:BA:2559:C:C6	2.52	0.44
39:BD:67:PHE:CE2	39:BD:157:ARG:CZ	3.01	0.44
39:BD:70:TRP:CZ3	39:BD:150:LYS:HA	2.52	0.44
39:BD:155:LEU:HD23	39:BD:177:LEU:CD2	2.47	0.44
41:BF:168:ARG:C	41:BF:170:LEU:N	2.71	0.44
43:BH:35:VAL:HG13	43:BH:71:LEU:HD22	2.00	0.44
44:BI:88:ILE:CD1	44:BI:142:VAL:HG22	2.42	0.44
44:BI:98:ALA:O	44:BI:109:ILE:CD1	2.66	0.44
44:BI:130:TYR:CB	44:BI:136:VAL:H	2.31	0.44

Continued on next page...

Continued from previous page...

Atom-1	Atom-2	Interatomic distance (Å)	Clash overlap (Å)
46:BN:134:ARG:O	46:BN:135:PRO:C	2.56	0.44
48:BP:108:LYS:N	48:BP:108:LYS:CD	2.81	0.44
49:BQ:5:ARG:O	49:BQ:6:ARG:HG2	2.17	0.44
51:BS:13:ARG:CG	51:BS:14:VAL:N	2.78	0.44
51:BS:89:ARG:CG	51:BS:92:TYR:HA	2.48	0.44
52:BT:16:ARG:O	52:BT:17:THR:CB	2.66	0.44
57:BY:28:LYS:O	57:BY:29:GLU:C	2.56	0.44
57:BY:44:ILE:O	57:BY:62:GLU:CG	2.57	0.44
58:BZ:5:LEU:HD22	58:BZ:47:VAL:HG11	1.98	0.44
1:CA:20:U:O2'	1:CA:21:G:H5'	2.18	0.44
1:CA:229:U:O2'	1:CA:230:G:H5'	2.18	0.44
1:CA:356:A:H2'	1:CA:357:G:H8	1.82	0.44
1:CA:421:U:O2	1:CA:421:U:C2'	2.64	0.44
1:CA:531:U:OP2	25:CY:22:ARG:NH2	2.50	0.44
1:CA:624:C:H4'	16:CP:10:GLY:C	2.38	0.44
1:CA:823:G:H21	8:CH:1:MET:HE3	1.81	0.44
1:CA:1029:C:C1'	1:CA:1033:G:H1	2.30	0.44
1:CA:1464:G:H2'	1:CA:1465:C:H6	1.83	0.44
2:CB:71:VAL:O	2:CB:164:VAL:HA	2.18	0.44
4:CD:10:ARG:HG2	4:CD:11:LEU:N	2.33	0.44
4:CD:169:LYS:HE2	4:CD:169:LYS:HB3	1.87	0.44
7:CG:15:ASP:OD1	7:CG:16:LEU:N	2.45	0.44
9:CI:56:LEU:HD23	9:CI:57:GLY:N	2.32	0.44
10:CJ:38:ILE:HG22	10:CJ:71:LEU:O	2.18	0.44
11:CK:34:ASP:CB	11:CK:35:PRO:CD	2.95	0.44
15:CO:32:LEU:O	15:CO:35:ARG:N	2.46	0.44
20:CT:102:GLY:O	20:CT:104:LEU:N	2.46	0.44
26:D0:16:SER:OG	36:DA:2261:C:H3'	2.18	0.44
27:D1:17:SER:N	27:D1:38:SER:O	2.45	0.44
30:D4:17:GLY:N	30:D4:33:VAL:O	2.49	0.44
30:D4:30:GLU:HG3	30:D4:32:TYR:HE1	1.82	0.44
34:D8:16:ILE:O	34:D8:16:ILE:CG2	2.65	0.44
36:DA:583:G:OP2	53:DU:10:ARG:HD2	2.18	0.44
36:DA:795:C:H2'	36:DA:796:C:H6	1.81	0.44
36:DA:811:U:H1'	36:DA:1251:C:O4'	2.18	0.44
36:DA:971:C:H2'	36:DA:972:G:H5'	2.00	0.44
36:DA:1948:G:H5''	36:DA:1948:G:C8	2.51	0.44
36:DA:2183:C:O2'	36:DA:2184:G:H5'	2.18	0.44
36:DA:2286:A:H4'	36:DA:2287:A:O4'	2.18	0.44
36:DA:2464:C:O2'	36:DA:2465:C:O5'	2.33	0.44
36:DA:2687:U:O2'	36:DA:2688:U:H5'	2.17	0.44

Continued on next page...

Continued from previous page...

Atom-1	Atom-2	Interatomic distance (Å)	Clash overlap (Å)
36:DA:2785:C:H2'	36:DA:2786:U:C6	2.53	0.44
38:DC:191:ARG:HB3	38:DC:195:ARG:NH1	2.32	0.44
39:DD:35:LYS:HD3	39:DD:61:LEU:HG	1.99	0.44
39:DD:259:THR:HG22	39:DD:259:THR:O	2.16	0.44
41:DF:4:VAL:HG11	41:DF:17:ARG:NH1	2.33	0.44
43:DH:19:VAL:HG21	43:DH:43:VAL:O	2.18	0.44
43:DH:37:VAL:CG1	43:DH:38:SER:N	2.79	0.44
43:DH:83:TYR:CD1	43:DH:83:TYR:N	2.86	0.44
48:DP:95:VAL:O	48:DP:95:VAL:CG2	2.66	0.44
51:DS:49:VAL:HG21	51:DS:77:ALA:HA	1.99	0.44
52:DT:96:ARG:HH11	52:DT:96:ARG:HG2	1.82	0.44
53:DU:31:SER:O	53:DU:33:ARG:N	2.51	0.44
53:DU:92:ARG:HH11	53:DU:95:LEU:HG	1.83	0.44
53:DU:96:ALA:C	53:DU:98:LEU:H	2.12	0.44
53:DU:111:GLU:HA	53:DU:111:GLU:OE1	2.18	0.44
55:DW:4:LYS:HG3	55:DW:106:ILE:HG22	1.99	0.44
58:DZ:104:PHE:CA	58:DZ:141:VAL:HG21	2.46	0.44
58:DZ:134:PRO:HB2	58:DZ:137:ILE:HD11	2.00	0.44
1:AA:33:A:H2'	1:AA:34:C:H6	1.83	0.44
1:AA:397:A:C6	1:AA:548:G:N7	2.85	0.44
1:AA:961:U:C2'	1:AA:962:C:H5'	2.48	0.44
1:AA:1179:A:H5''	9:AI:102:LEU:CD2	2.48	0.44
1:AA:1276:G:H2'	1:AA:1277:C:H5'	1.99	0.44
1:AA:1298:C:C5	7:AG:114:ARG:CZ	3.01	0.44
1:AA:1373:G:H5''	7:AG:36:LYS:CB	2.48	0.44
2:AB:79:ASP:OD2	2:AB:80:ILE:HD12	2.18	0.44
3:AC:6:HIS:C	3:AC:8:ILE:H	2.21	0.44
4:AD:116:GLN:O	4:AD:119:GLN:HB3	2.17	0.44
4:AD:169:LYS:NZ	6:CF:25:ILE:HD11	2.32	0.44
5:AE:36:ASP:O	5:AE:37:ARG:CB	2.65	0.44
5:AE:152:ARG:HD3	8:AH:42:GLU:O	2.17	0.44
6:AF:12:PRO:HG3	6:AF:57:GLN:O	2.18	0.44
9:AI:40:LEU:CD2	9:AI:42:ARG:HB3	2.48	0.44
11:AK:89:ALA:C	11:AK:91:ARG:H	2.22	0.44
11:AK:125:PHE:HD1	11:AK:125:PHE:N	2.16	0.44
19:AS:21:GLU:HG3	19:AS:22:LEU:HD23	2.00	0.44
25:AZ:124:VAL:HA	25:AZ:127:ILE:HG13	1.99	0.44
25:AZ:126:LYS:HD2	25:AZ:160:ILE:HD12	2.00	0.44
26:B0:51:VAL:HG22	26:B0:81:VAL:HG23	1.99	0.44
31:B5:3:LYS:HD3	36:BA:2613:U:H2'	2.00	0.44
36:BA:83:G:C2	36:BA:102:G:H2'	2.52	0.44

Continued on next page...

Continued from previous page...

Atom-1	Atom-2	Interatomic distance (Å)	Clash overlap (Å)
36:BA:544:G:H21	36:BA:547:A:H8	1.66	0.44
36:BA:1467:C:O2'	36:BA:1468:C:H5'	2.18	0.44
36:BA:1509(A):A:H2'	36:BA:1509(B):A:H8	1.83	0.44
36:BA:1758:G:N7	36:BA:2695:C:H4'	2.33	0.44
36:BA:2039:C:H2'	36:BA:2040:C:H6	1.82	0.44
36:BA:2830:G:N3	36:BA:2883:A:H2	2.15	0.44
37:BB:45:A:H1'	42:BG:95:ARG:HH21	1.80	0.44
37:BB:94:C:O2'	37:BB:95:C:H5'	2.17	0.44
38:BC:54:ARG:HB3	38:BC:57:GLN:HB2	1.99	0.44
40:BE:77:ILE:CG2	40:BE:78:LEU:N	2.71	0.44
40:BE:108:SER:HB3	40:BE:165:VAL:HG21	2.00	0.44
41:BF:25:PRO:HB3	41:BF:119:ARG:CB	2.37	0.44
43:BH:41:MET:SD	43:BH:42:ARG:N	2.89	0.44
43:BH:128:PRO:HG2	43:BH:129:THR:HG23	1.98	0.44
45:BJ:14:UNK:HA	45:BJ:61:UNK:C	2.47	0.44
48:BP:32:THR:CG2	48:BP:37:GLY:HA2	2.38	0.44
48:BP:41:ARG:C	48:BP:42:SER:OG	2.57	0.44
48:BP:48:PRO:O	48:BP:49:ARG:C	2.54	0.44
48:BP:85:LEU:HG	48:BP:116:GLY:O	2.18	0.44
51:BS:25:ARG:HH11	51:BS:25:ARG:CB	2.31	0.44
51:BS:97:ARG:NH2	51:BS:98:VAL:HG22	2.33	0.44
52:BT:112:ARG:HH11	52:BT:112:ARG:CB	2.31	0.44
58:BZ:119:GLU:CD	58:BZ:122:ARG:NH1	2.72	0.44
58:BZ:129:SER:O	58:BZ:131:ARG:N	2.51	0.44
1:CA:302:G:N3	1:CA:556:C:H4'	2.32	0.44
1:CA:577:G:C8	1:CA:816:A:C6	3.06	0.44
1:CA:663:A:O2'	1:CA:664:G:H5'	2.18	0.44
1:CA:859:A:O2'	1:CA:860:A:H5'	2.18	0.44
1:CA:955:U:H2'	1:CA:956:U:C6	2.53	0.44
1:CA:1360:A:H2'	1:CA:1361:G:O4'	2.18	0.44
2:CB:97:TRP:HH2	2:CB:176:GLU:CG	2.30	0.44
2:CB:213:LEU:HD23	2:CB:213:LEU:C	2.38	0.44
3:CC:59:ARG:NH1	3:CC:97:LYS:NZ	2.66	0.44
3:CC:76:VAL:HG23	3:CC:77:ILE:N	2.33	0.44
5:CE:26:PHE:CD1	5:CE:26:PHE:N	2.86	0.44
7:CG:145:ALA:O	7:CG:147:ALA:N	2.39	0.44
10:CJ:53:PRO:HA	14:CN:42:ILE:HD12	1.99	0.44
11:CK:73:MET:SD	11:CK:103:LEU:HD22	2.57	0.44
13:CM:49:THR:O	13:CM:53:VAL:HG23	2.16	0.44
23:CW:37:A:H2'	23:CW:38:A:C8	2.53	0.44
25:CY:62:GLU:HA	25:CY:65:ARG:HH22	1.82	0.44

Continued on next page...

Continued from previous page...

Atom-1	Atom-2	Interatomic distance (Å)	Clash overlap (Å)
26:D0:10:THR:CG2	26:D0:11:ARG:N	2.80	0.44
27:D1:53:VAL:HG23	27:D1:74:VAL:CG1	2.25	0.44
29:D3:17:LYS:HG2	36:DA:969:U:P	2.58	0.44
30:D4:13:ARG:HD3	30:D4:13:ARG:H	1.83	0.44
31:D5:33:CYS:SG	31:D5:40:LYS:HE3	2.58	0.44
36:DA:265:A:H1'	36:DA:266:G:O4'	2.18	0.44
36:DA:528:A:N1	36:DA:2043:C:O5'	2.51	0.44
36:DA:941:A:H4'	48:DP:35:HIS:CE1	2.52	0.44
36:DA:971:C:H2'	36:DA:972:G:C5'	2.48	0.44
36:DA:1486:A:C4	36:DA:1487:G:C8	3.06	0.44
36:DA:2062:A:O2'	36:DA:2063:C:H5'	2.18	0.44
36:DA:2360:A:O2'	36:DA:2361:A:C5'	2.65	0.44
36:DA:2517:C:C2	36:DA:2542:A:N6	2.86	0.44
36:DA:2722:G:O2'	50:DR:5:LYS:HB2	2.17	0.44
36:DA:2777:G:C5'	36:DA:2778:A:H5'	2.48	0.44
39:DD:35:LYS:CE	39:DD:61:LEU:HG	2.48	0.44
40:DE:33:VAL:HG23	40:DE:47:VAL:CG2	2.48	0.44
40:DE:174:ASP:OD1	40:DE:175:VAL:N	2.49	0.44
40:DE:176:ILE:HG22	40:DE:179:GLU:H	1.82	0.44
40:DE:176:ILE:HB	40:DE:181:LEU:HB2	1.99	0.44
41:DF:72:ARG:HB3	41:DF:72:ARG:NH1	2.33	0.44
42:DG:96:ARG:O	42:DG:97:ASP:CB	2.64	0.44
42:DG:166:ASP:HA	42:DG:169:ALA:CB	2.48	0.44
48:DP:70:GLN:HB3	48:DP:72:PRO:HD2	1.99	0.44
48:DP:125:VAL:O	48:DP:145:PRO:HD2	2.18	0.44
49:DQ:55:VAL:HG22	49:DQ:56:ARG:N	2.33	0.44
51:DS:58:LEU:CD1	51:DS:59:LYS:H	2.30	0.44
51:DS:67:ARG:HB3	51:DS:67:ARG:NH1	2.33	0.44
52:DT:26:ASP:OD1	52:DT:26:ASP:C	2.55	0.44
58:DZ:131:ARG:HH11	58:DZ:131:ARG:HG2	1.83	0.44
1:AA:16:A:C2'	1:AA:17:U:H5'	2.47	0.43
1:AA:49:U:C2	1:AA:361:G:N2	2.86	0.43
1:AA:109:A:C6	1:AA:326:G:C6	3.06	0.43
1:AA:428:G:O4'	1:AA:430:A:C8	2.71	0.43
1:AA:542:G:H2'	1:AA:543:C:C6	2.50	0.43
1:AA:1141:C:H6	1:AA:1141:C:H3'	1.83	0.43
1:AA:1279:A:O2'	1:AA:1282:C:N4	2.51	0.43
1:AA:1425:U:O2'	1:AA:1426:C:H5'	2.18	0.43
1:AA:1489:G:O2'	1:AA:1490:C:H5'	2.17	0.43
2:AB:7:VAL:HG12	2:AB:8:LYS:N	2.32	0.43
2:AB:97:TRP:HZ3	2:AB:172:ILE:CB	2.22	0.43

Continued on next page...

Continued from previous page...

Atom-1	Atom-2	Interatomic distance (Å)	Clash overlap (Å)
3:AC:74:GLY:O	3:AC:77:ILE:N	2.40	0.43
4:AD:8:VAL:HG23	4:AD:9:CYS:H	1.81	0.43
4:AD:28:SER:HB2	4:AD:29:PRO:HD2	1.99	0.43
4:AD:112:VAL:HG12	4:AD:116:GLN:CD	2.39	0.43
4:AD:126:ILE:HG23	4:AD:147:ALA:O	2.17	0.43
4:AD:157:LEU:HG	4:AD:161:ASN:HD21	1.82	0.43
11:AK:18:ARG:HB2	11:AK:33:THR:OG1	2.17	0.43
14:AN:15:LYS:C	14:AN:16:PHE:CD1	2.91	0.43
17:AQ:63:ARG:O	17:AQ:65:ILE:HD12	2.18	0.43
24:AX:19:OMU:HM23	24:AX:19:OMU:H1'	1.37	0.43
27:B1:45:ASN:ND2	36:BA:2090:G:N2	2.51	0.43
30:B4:31:ILE:CG2	30:B4:33:VAL:HG23	2.48	0.43
32:B6:45:LYS:HD3	36:BA:2372:G:OP1	2.18	0.43
36:BA:495:G:O2'	55:BW:62:HIS:HE1	2.02	0.43
36:BA:848:G:H5'	36:BA:848:G:C8	2.53	0.43
36:BA:1952:A:C6	36:BA:1953:A:N1	2.85	0.43
36:BA:2148:G:H2'	36:BA:2149:G:C8	2.53	0.43
36:BA:2313:C:O2'	36:BA:2314:C:H5'	2.18	0.43
39:BD:34:VAL:C	39:BD:36:PRO:HD2	2.37	0.43
39:BD:35:LYS:HZ2	39:BD:35:LYS:CB	2.28	0.43
41:BF:36:VAL:HG11	41:BF:183:VAL:CG1	2.46	0.43
41:BF:126:VAL:HG23	41:BF:127:GLU:N	2.33	0.43
41:BF:132:VAL:CG1	41:BF:133:ASN:N	2.79	0.43
42:BG:31:VAL:HG23	42:BG:32:PRO:HD2	2.00	0.43
42:BG:180:PHE:HB3	42:BG:182:LYS:HG3	1.99	0.43
44:BI:76:THR:OG1	44:BI:77:LEU:N	2.50	0.43
44:BI:93:THR:HB	44:BI:94:ALA:H	1.52	0.43
46:BN:15:LEU:HB3	46:BN:136:GLU:HA	2.00	0.43
47:BO:89:ASN:O	47:BO:91:LEU:HD22	2.18	0.43
47:BO:97:ARG:HA	47:BO:117:LEU:HD22	1.99	0.43
48:BP:57:THR:HB	48:BP:58:THR:H	1.38	0.43
48:BP:147:LEU:O	48:BP:148:LEU:CB	2.65	0.43
51:BS:51:ALA:HB3	51:BS:73:LEU:HG	1.99	0.43
55:BW:1:MET:HE2	55:BW:2:GLU:O	2.18	0.43
1:CA:451:A:C6	1:CA:480:U:H2'	2.53	0.43
1:CA:1026:G:N3	1:CA:1027:C:H5'	2.33	0.43
1:CA:1053:G:O6	1:CA:1199:U:H2'	2.17	0.43
1:CA:1420:C:H2'	1:CA:1421:G:H8	1.83	0.43
1:CA:1504:G:H1'	1:CA:1505:G:C6	2.53	0.43
2:CB:67:THR:HG21	2:CB:155:LEU:CD2	2.41	0.43
2:CB:178:ARG:HH21	8:CH:74:PRO:CG	2.27	0.43

Continued on next page...

Continued from previous page...

Atom-1	Atom-2	Interatomic distance (Å)	Clash overlap (Å)
3:CC:170:GLN:HG2	3:CC:171:GLY:N	2.33	0.43
4:CD:60:GLU:HG2	4:CD:202:LEU:HB2	2.00	0.43
7:CG:69:VAL:O	7:CG:71:PRO:HD3	2.18	0.43
11:CK:21:ILE:CD1	11:CK:82:VAL:HG13	2.48	0.43
15:CO:30:ALA:HA	15:CO:85:LEU:HD11	2.00	0.43
16:CP:55:ARG:HA	16:CP:55:ARG:HE	1.83	0.43
18:CR:58:LEU:HD23	18:CR:62:GLU:HB3	1.99	0.43
18:CR:66:LEU:HG	18:CR:70:ILE:HD11	2.00	0.43
19:CS:24:ALA:O	19:CS:25:LYS:CB	2.63	0.43
23:CW:4:G:HO2'	23:CW:5:G:H8	1.65	0.43
27:D1:80:LEU:CD2	36:DA:271(R):G:H4'	2.48	0.43
30:D4:14:ILE:HG22	30:D4:16:CYS:H	1.80	0.43
31:D5:7:PRO:HA	36:DA:2615:U:C2	2.53	0.43
36:DA:203:C:C3'	36:DA:204:A:H5''	2.44	0.43
36:DA:243:U:C2'	36:DA:244:A:H5'	2.48	0.43
36:DA:271(D):G:H1	36:DA:271(T):C:N4	2.16	0.43
36:DA:272(D):G:H1	36:DA:364:C:N4	2.16	0.43
36:DA:572:A:OP2	54:DV:78:LYS:HE2	2.18	0.43
36:DA:610:G:H2'	36:DA:611:C:C6	2.52	0.43
36:DA:612:C:O2'	36:DA:613:G:H5''	2.16	0.43
36:DA:813:U:H2'	36:DA:814:C:H6	1.79	0.43
36:DA:1429:G:H2'	36:DA:1430:C:C6	2.53	0.43
36:DA:1680:U:O2	36:DA:1763:G:H3'	2.18	0.43
36:DA:1920:C:O2	36:DA:1920:C:H2'	2.18	0.43
36:DA:2180:U:H2'	36:DA:2181:G:H8	1.81	0.43
36:DA:2643:G:O2'	36:DA:2644:G:H5'	2.18	0.43
37:DB:20:C:C3'	37:DB:21:G:H5''	2.47	0.43
37:DB:22:U:H2'	37:DB:23:G:H8	1.75	0.43
39:DD:198:ASN:C	39:DD:198:ASN:HD22	2.20	0.43
40:DE:5:LEU:O	40:DE:51:PHE:HE2	2.01	0.43
41:DF:4:VAL:N	41:DF:24:LEU:HD12	2.32	0.43
42:DG:173:LEU:HD22	42:DG:178:PHE:CD2	2.52	0.43
44:DI:74:ASN:HD22	44:DI:75:LEU:N	2.13	0.43
46:DN:21:LYS:HZ3	46:DN:29:LYS:HD2	1.83	0.43
50:DR:7:GLY:HA3	50:DR:8:ARG:NH2	2.32	0.43
52:DT:13:ARG:CZ	52:DT:13:ARG:CA	2.92	0.43
57:DY:62:GLU:OE1	57:DY:63:LYS:O	2.35	0.43
58:DZ:7:ALA:HB3	58:DZ:61:LEU:HD23	2.00	0.43
1:AA:90:U:OP2	1:AA:91:C:H5'	2.17	0.43
1:AA:167:G:C2'	1:AA:168:G:H5'	2.47	0.43
1:AA:175:C:H2'	1:AA:176:C:C6	2.53	0.43

Continued on next page...

Continued from previous page...

Atom-1	Atom-2	Interatomic distance (Å)	Clash overlap (Å)
1:AA:448:A:P	1:AA:485:G:H22	2.42	0.43
1:AA:685:G:O2'	1:AA:686:U:H5'	2.18	0.43
5:AE:43:LEU:HD22	5:AE:136:MET:HG3	2.00	0.43
9:AI:47:LEU:C	9:AI:49:PRO:HD2	2.38	0.43
9:AI:118:LYS:CB	9:AI:118:LYS:HZ2	2.31	0.43
11:AK:77:MET:C	11:AK:78:GLN:HG3	2.39	0.43
14:AN:12:ARG:NH1	14:AN:12:ARG:CB	2.81	0.43
17:AQ:48:GLU:O	17:AQ:49:GLU:C	2.57	0.43
20:AT:46:GLU:HG2	20:AT:46:GLU:O	2.18	0.43
28:B2:42:GLY:O	28:B2:43:GLN:C	2.56	0.43
30:B4:12:ALA:HA	30:B4:29:PRO:CG	2.43	0.43
30:B4:50:VAL:O	30:B4:51:ASP:CG	2.56	0.43
32:B6:41:PRO:HD3	32:B6:47:THR:CG2	2.46	0.43
36:BA:154(A):C:N4	36:BA:155:U:O2'	2.52	0.43
36:BA:272(D):G:H1	36:BA:364:C:N4	2.16	0.43
36:BA:425:G:O2'	36:BA:426:C:H5'	2.18	0.43
36:BA:660:G:H5'	41:BF:99:TYR:CD2	2.53	0.43
36:BA:1028:A:H61	36:BA:1125:G:H2'	1.81	0.43
36:BA:1040:C:N4	36:BA:1115:G:H1	2.07	0.43
36:BA:1141:U:H6	46:BN:63:THR:HB	1.83	0.43
36:BA:1221:C:H5'	36:BA:1221:C:H6	1.83	0.43
36:BA:1285:G:H4'	50:BR:105:ARG:HH12	1.84	0.43
36:BA:1351:C:C2	36:BA:1381:G:C2	3.07	0.43
36:BA:1679:U:H2'	36:BA:1680:U:C5'	2.48	0.43
36:BA:2086:U:H2'	36:BA:2087:G:C8	2.53	0.43
37:BB:71:C:C2	37:BB:72:G:C8	3.06	0.43
39:BD:68:LYS:O	39:BD:68:LYS:HG3	2.18	0.43
40:BE:18:ASP:OD2	52:BT:39:ARG:HD2	2.18	0.43
43:BH:7:LEU:HD11	43:BH:65:HIS:NE2	2.32	0.43
43:BH:41:MET:HE3	43:BH:42:ARG:O	2.18	0.43
46:BN:17:ASP:O	46:BN:17:ASP:CG	2.55	0.43
46:BN:133:GLN:C	46:BN:134:ARG:HG2	2.39	0.43
50:BR:12:ARG:HD3	50:BR:16:HIS:CD2	2.54	0.43
50:BR:54:LEU:HD21	50:BR:65:LEU:HB3	2.00	0.43
51:BS:42:ASP:C	51:BS:44:LYS:N	2.70	0.43
52:BT:35:LYS:HG3	52:BT:36:GLU:N	2.32	0.43
52:BT:72:VAL:HG12	52:BT:73:GLU:N	2.33	0.43
58:BZ:165:VAL:CG1	58:BZ:166:SER:H	2.07	0.43
1:CA:341:C:O2'	1:CA:342:C:H5'	2.17	0.43
1:CA:671:G:H2'	1:CA:672:U:C6	2.53	0.43
1:CA:741:G:H2'	1:CA:742:G:O4'	2.17	0.43

Continued on next page...

Continued from previous page...

Atom-1	Atom-2	Interatomic distance (Å)	Clash overlap (Å)
2:CB:44:LEU:HA	2:CB:47:THR:OG1	2.18	0.43
3:CC:114:PRO:O	3:CC:118:GLN:HG3	2.18	0.43
4:CD:194:LEU:HD22	4:CD:194:LEU:N	2.32	0.43
10:CJ:20:ALA:O	10:CJ:24:VAL:HG23	2.18	0.43
10:CJ:82:ILE:O	10:CJ:86:MET:CB	2.66	0.43
11:CK:84:VAL:HG23	11:CK:110:ASP:HA	2.01	0.43
13:CM:3:ARG:HA	13:CM:9:ILE:HG13	2.00	0.43
13:CM:65:LYS:HE2	13:CM:69:GLU:HG3	2.00	0.43
13:CM:104:ARG:O	13:CM:104:ARG:CG	2.66	0.43
19:CS:13:ASP:O	19:CS:15:LEU:N	2.51	0.43
19:CS:16:LEU:O	19:CS:20:LEU:N	2.51	0.43
19:CS:62:ILE:HD12	19:CS:66:MET:CG	2.47	0.43
29:D3:2:PRO:O	29:D3:3:ARG:O	2.35	0.43
32:D6:19:ARG:HD2	32:D6:19:ARG:H	1.83	0.43
32:D6:45:LYS:HD3	36:DA:2372:G:OP1	2.18	0.43
35:D9:17:ILE:HD11	36:DA:2754:U:H1'	1.99	0.43
36:DA:85:G:OP1	57:DY:9:LYS:HA	2.18	0.43
36:DA:449:A:H2'	36:DA:450:G:H5'	1.99	0.43
36:DA:1816:G:H3'	36:DA:1816:G:C8	2.52	0.43
36:DA:2389:G:H5''	36:DA:2390:U:O4'	2.18	0.43
36:DA:2746:U:C2'	36:DA:2747:G:H5'	2.48	0.43
36:DA:2830:G:N3	36:DA:2883:A:H2	2.16	0.43
36:DA:2870:C:H2'	36:DA:2871:C:C5'	2.49	0.43
36:DA:2880:C:HO2'	50:DR:90:ARG:HD3	1.82	0.43
39:DD:24:ILE:HD13	39:DD:24:ILE:C	2.38	0.43
39:DD:24:ILE:O	39:DD:82:ILE:O	2.36	0.43
40:DE:69:LYS:CE	40:DE:89:ASP:O	2.61	0.43
44:DI:66:GLU:C	44:DI:68:LEU:N	2.71	0.43
44:DI:123:LEU:HD21	44:DI:144:VAL:HG22	2.00	0.43
46:DN:17:ASP:C	46:DN:19:GLU:N	2.71	0.43
46:DN:35:ARG:HB2	46:DN:42:TRP:CZ3	2.53	0.43
48:DP:148:LEU:O	48:DP:149:GLU:HB2	2.18	0.43
50:DR:67:LEU:HD23	50:DR:76:VAL:HG21	1.98	0.43
51:DS:42:ASP:C	51:DS:44:LYS:N	2.70	0.43
51:DS:79:ALA:C	51:DS:81:GLY:H	2.21	0.43
52:DT:35:LYS:HG3	52:DT:36:GLU:N	2.33	0.43
54:DV:5:VAL:CG2	54:DV:6:LYS:N	2.80	0.43
58:DZ:158:PRO:O	58:DZ:161:VAL:HG23	2.18	0.43
1:AA:158:G:C2'	1:AA:159:G:H5'	2.48	0.43
1:AA:184:G:O2'	1:AA:185:A:H5'	2.18	0.43
1:AA:408:A:H4'	4:AD:112:VAL:HG11	2.01	0.43

Continued on next page...

Continued from previous page...

Atom-1	Atom-2	Interatomic distance (Å)	Clash overlap (Å)
1:AA:585:G:C4'	12:AL:8:ASN:HD21	2.32	0.43
1:AA:658:G:H2'	1:AA:659:U:C6	2.54	0.43
1:AA:683:G:H2'	1:AA:684:A:C8	2.54	0.43
1:AA:1004:A:H2'	1:AA:1037:C:O2	2.19	0.43
1:AA:1398:A:H5''	1:AA:1399:C:OP1	2.18	0.43
2:AB:162:ILE:HD11	2:AB:184:VAL:CG2	2.44	0.43
2:AB:201:ILE:HG21	2:AB:214:ILE:HG21	2.01	0.43
3:AC:16:ARG:HH11	3:AC:16:ARG:CA	2.30	0.43
4:AD:61:LYS:NZ	4:AD:72:GLU:OE2	2.52	0.43
4:AD:101:LEU:HD23	4:AD:121:VAL:HG11	2.00	0.43
4:AD:120:LEU:HB3	4:AD:126:ILE:CD1	2.47	0.43
5:AE:6:PHE:H	5:AE:63:ARG:HH12	1.65	0.43
5:AE:78:HIS:HD2	8:AH:107:LEU:HD12	1.83	0.43
6:AF:19:LEU:HD23	6:AF:19:LEU:O	2.17	0.43
6:AF:76:ALA:HB1	6:AF:80:ARG:NH2	2.33	0.43
6:AF:80:ARG:NH1	6:AF:88:VAL:HB	2.32	0.43
8:AH:33:GLU:O	8:AH:36:LEU:N	2.51	0.43
9:AI:112:LYS:HD3	9:AI:112:LYS:C	2.38	0.43
13:AM:116:THR:O	13:AM:117:VAL:C	2.56	0.43
15:AO:82:ILE:O	15:AO:86:GLY:N	2.51	0.43
20:AT:26:ASN:HB2	20:AT:71:THR:HG23	2.01	0.43
23:AW:5:G:H22	23:AW:68:C:N4	2.15	0.43
23:AW:53:G:H2'	23:AW:54:U:H6	1.82	0.43
25:AY:71:THR:O	25:AY:73:ASP:O	2.36	0.43
26:B0:10:THR:HG22	26:B0:11:ARG:H	1.82	0.43
28:B2:68:ARG:HD2	28:B2:72:ALA:HB2	2.01	0.43
32:B6:45:LYS:HG2	36:BA:2371:G:C5'	2.48	0.43
34:B8:32:LEU:O	34:B8:33:ASN:O	2.35	0.43
36:BA:154(A):C:H5''	36:BA:155:U:C5'	2.44	0.43
36:BA:280:C:C2'	36:BA:281:G:H5'	2.48	0.43
36:BA:569:U:C4	36:BA:570:G:C6	3.06	0.43
36:BA:598:G:H2'	36:BA:599:G:O4'	2.18	0.43
36:BA:1567:A:C5'	39:BD:58:HIS:CD2	3.02	0.43
36:BA:1784:A:H4'	36:BA:1785:A:C5'	2.49	0.43
36:BA:2176:A:O2'	38:BC:216:THR:HG21	2.18	0.43
36:BA:2678:C:C2	36:BA:2679:A:C8	3.06	0.43
39:BD:24:ILE:HG22	39:BD:91:ARG:HD2	1.99	0.43
39:BD:193:VAL:O	39:BD:193:VAL:HG13	2.17	0.43
39:BD:241:PRO:C	39:BD:242:ARG:HD2	2.38	0.43
42:BG:46:ALA:CA	42:BG:88:ILE:HD11	2.48	0.43
42:BG:73:ALA:H	42:BG:87:PRO:CD	2.31	0.43

Continued on next page...

Continued from previous page...

Atom-1	Atom-2	Interatomic distance (Å)	Clash overlap (Å)
42:BG:117:PHE:O	42:BG:118:ARG:CB	2.67	0.43
42:BG:117:PHE:CE1	42:BG:119:GLY:O	2.70	0.43
43:BH:15:VAL:HG12	43:BH:79:VAL:HG23	1.99	0.43
43:BH:17:VAL:O	43:BH:45:VAL:HG22	2.19	0.43
44:BI:7:GLU:HA	44:BI:8:PRO:HD2	1.76	0.43
45:BJ:53:UNK:O	45:BJ:54:UNK:CB	2.66	0.43
48:BP:48:PRO:CG	48:BP:49:ARG:H	2.30	0.43
53:BU:113:ALA:C	53:BU:115:ALA:N	2.70	0.43
54:BV:21:ARG:CB	54:BV:91:TYR:HB2	2.46	0.43
55:BW:23:LEU:HD12	55:BW:23:LEU:HA	1.81	0.43
58:BZ:30:ASN:OD1	58:BZ:33:LEU:HD23	2.17	0.43
58:BZ:100:VAL:HG11	58:BZ:137:ILE:CG1	2.48	0.43
58:BZ:151:HIS:HB2	58:BZ:152:ALA:H	1.60	0.43
1:CA:16:A:C2'	1:CA:17:U:H5'	2.48	0.43
1:CA:430:A:O2'	1:CA:431:A:H5'	2.19	0.43
1:CA:509:A:OP2	1:CA:510:A:OP2	2.36	0.43
1:CA:833:U:H2'	1:CA:834:C:H6	1.83	0.43
1:CA:1304:G:OP1	21:CU:2:GLY:N	2.51	0.43
1:CA:1392:G:N2	1:CA:1502:A:C8	2.86	0.43
1:CA:1430:C:H2'	1:CA:1431:C:C6	2.52	0.43
3:CC:29:TYR:CD2	14:CN:36:PHE:CE1	3.06	0.43
4:CD:148:VAL:CG1	4:CD:149:ALA:N	2.81	0.43
5:CE:31:LEU:CD2	5:CE:43:LEU:HD11	2.47	0.43
6:CF:19:LEU:HD23	6:CF:19:LEU:C	2.38	0.43
7:CG:111:ARG:HD2	7:CG:123:GLU:HB2	2.00	0.43
8:CH:33:GLU:O	8:CH:35:ILE:N	2.51	0.43
9:CI:50:LEU:HD21	9:CI:81:ILE:HG23	2.00	0.43
9:CI:103:THR:HG22	9:CI:104:ARG:N	2.33	0.43
11:CK:61:ALA:HB2	11:CK:90:GLY:HA3	2.00	0.43
12:CL:41:ARG:HB3	12:CL:41:ARG:NH1	2.23	0.43
12:CL:66:VAL:HG21	12:CL:98:TYR:CD1	2.53	0.43
13:CM:20:THR:C	13:CM:22:ILE:H	2.22	0.43
13:CM:115:LYS:O	13:CM:117:VAL:N	2.52	0.43
14:CN:12:ARG:NH1	14:CN:12:ARG:CB	2.81	0.43
17:CQ:65:ILE:HG21	17:CQ:69:LYS:HE2	2.00	0.43
25:CZ:27:ILE:HG12	25:CZ:27:ILE:H	1.57	0.43
32:D6:8:LYS:O	32:D6:8:LYS:HG3	2.18	0.43
36:DA:156:U:H4'	36:DA:157:U:H5''	2.00	0.43
36:DA:533:G:H5'	53:DU:24:TYR:CE1	2.53	0.43
36:DA:907:U:OP1	49:DQ:24:GLY:N	2.38	0.43
36:DA:991:C:H2'	36:DA:992:C:C6	2.48	0.43

Continued on next page...

Continued from previous page...

Atom-1	Atom-2	Interatomic distance (Å)	Clash overlap (Å)
36:DA:1174:A:H5''	36:DA:1175:U:H5''	1.99	0.43
36:DA:1368:G:O2'	36:DA:1369:G:H5'	2.18	0.43
36:DA:2052:G:O4'	40:DE:142:GLY:HA3	2.19	0.43
36:DA:2062:A:C2'	36:DA:2063:C:C5'	2.96	0.43
36:DA:2408:U:H2'	36:DA:2409:G:C8	2.53	0.43
36:DA:2757:A:C2	43:DH:63:SER:HB3	2.54	0.43
40:DE:188:VAL:CG2	40:DE:189:PRO:HD2	2.47	0.43
41:DF:143:ALA:HB1	41:DF:148:LEU:HB2	1.99	0.43
42:DG:144:ILE:O	42:DG:144:ILE:HG23	2.18	0.43
44:DI:73:GLU:OE1	44:DI:137:PRO:HD2	2.18	0.43
44:DI:87:LYS:NZ	44:DI:121:LYS:HG3	2.33	0.43
46:DN:1:MET:O	46:DN:2:LYS:CG	2.59	0.43
48:DP:16:ARG:C	48:DP:16:ARG:HH11	2.21	0.43
52:DT:1:MET:CE	52:DT:7:ILE:HD12	2.47	0.43
52:DT:57:PHE:CG	52:DT:58:ASN:N	2.84	0.43
53:DU:85:LYS:C	53:DU:87:GLY:H	2.21	0.43
57:DY:28:LYS:O	57:DY:29:GLU:C	2.56	0.43
1:AA:32:A:H2'	1:AA:33:A:C8	2.53	0.43
1:AA:332:G:OP2	20:AT:10:LEU:HG	2.17	0.43
1:AA:430:A:O2'	1:AA:431:A:H5'	2.17	0.43
1:AA:545:C:O2'	1:AA:546:G:H5'	2.18	0.43
1:AA:572:A:H5''	1:AA:917:G:H4'	1.99	0.43
1:AA:1062:U:H2'	1:AA:1063:C:C6	2.53	0.43
1:AA:1130:A:C2	1:AA:1146:A:N3	2.86	0.43
1:AA:1346:A:H61	1:AA:1374:A:H3'	1.83	0.43
2:AB:220:ASP:O	2:AB:222:ILE:N	2.50	0.43
3:AC:170:GLN:HG2	3:AC:171:GLY:N	2.33	0.43
3:AC:207:VAL:HG12	3:AC:207:VAL:O	2.18	0.43
4:AD:25:ARG:C	4:AD:27:TYR:N	2.72	0.43
4:AD:29:PRO:C	4:AD:30:LYS:HG2	2.39	0.43
4:AD:96:LEU:CG	4:AD:139:ARG:HH22	2.31	0.43
5:AE:76:ILE:HG12	5:AE:77:PRO:CD	2.42	0.43
5:AE:84:PHE:HB3	5:AE:134:ALA:HB2	1.99	0.43
7:AG:136:LYS:NZ	7:AG:136:LYS:HB3	2.34	0.43
8:AH:82:HIS:NE2	8:AH:136:GLU:OE2	2.51	0.43
11:AK:21:ILE:N	11:AK:21:ILE:CD1	2.80	0.43
11:AK:44:SER:H	11:AK:47:VAL:HB	1.83	0.43
12:AL:42:THR:OG1	12:AL:52:LEU:HD22	2.19	0.43
15:AO:32:LEU:O	15:AO:35:ARG:N	2.48	0.43
15:AO:66:LEU:CD1	15:AO:66:LEU:N	2.81	0.43
18:AR:35:ARG:C	18:AR:37:VAL:N	2.71	0.43

Continued on next page...

Continued from previous page...

Atom-1	Atom-2	Interatomic distance (Å)	Clash overlap (Å)
26:B0:60:PHE:CZ	36:BA:2365:G:H4'	2.54	0.43
34:B8:29:LYS:CD	34:B8:44:LYS:HG2	2.49	0.43
35:B9:22:ARG:HB2	35:B9:24:TYR:HE1	1.83	0.43
36:BA:993:G:O2'	54:BV:89:GLN:HG3	2.17	0.43
36:BA:1493:C:O2	36:BA:1493:C:C2'	2.66	0.43
36:BA:2183:C:O2'	36:BA:2184:G:H5'	2.19	0.43
36:BA:2396:G:O2'	36:BA:2397:G:H5'	2.18	0.43
36:BA:2532:G:O2'	36:BA:2657:A:N6	2.52	0.43
38:BC:15:VAL:HG13	38:BC:33:LEU:HD11	2.00	0.43
39:BD:35:LYS:HE2	39:BD:61:LEU:HG	2.00	0.43
40:BE:19:ARG:HB2	40:BE:19:ARG:NH1	2.34	0.43
41:BF:133:ASN:N	41:BF:133:ASN:HD22	2.14	0.43
41:BF:133:ASN:N	41:BF:133:ASN:ND2	2.63	0.43
42:BG:135:LEU:HD11	42:BG:157:ILE:HD12	2.00	0.43
44:BI:61:ARG:HG2	44:BI:61:ARG:NH1	2.33	0.43
44:BI:82:ARG:C	44:BI:89:TYR:HB2	2.38	0.43
44:BI:93:THR:N	44:BI:97:ILE:HG13	2.33	0.43
51:BS:13:ARG:HG3	51:BS:14:VAL:N	2.17	0.43
52:BT:28:VAL:HG11	52:BT:46:GLU:OE1	2.19	0.43
54:BV:39:LEU:CB	54:BV:47:VAL:HG11	2.48	0.43
55:BW:1:MET:HE2	55:BW:2:GLU:H	1.83	0.43
57:BY:84:ARG:NH2	57:BY:97:ARG:HE	2.12	0.43
1:CA:152:A:N6	1:CA:170:U:C2	2.86	0.43
1:CA:364:A:H62	12:CL:28:LYS:NZ	2.15	0.43
1:CA:583:A:O2'	17:CQ:91:ARG:HG3	2.19	0.43
1:CA:795:C:H4'	1:CA:1506:U:O2	2.18	0.43
1:CA:924:C:O2'	1:CA:1502:A:N6	2.51	0.43
1:CA:1164:G:O2'	1:CA:1165:C:H5'	2.18	0.43
1:CA:1168:A:H2'	1:CA:1169:A:C8	2.53	0.43
1:CA:1360:A:O2'	1:CA:1361:G:H5'	2.18	0.43
1:CA:1508:G:O2'	1:CA:1509:C:H5'	2.18	0.43
2:CB:69:LEU:HD12	2:CB:69:LEU:C	2.39	0.43
2:CB:178:ARG:HH11	2:CB:178:ARG:CB	2.30	0.43
3:CC:35:GLU:OE2	3:CC:59:ARG:NH1	2.51	0.43
3:CC:84:ILE:HD11	3:CC:88:ARG:HH21	1.82	0.43
4:CD:98:GLU:HG3	4:CD:103:ASN:HD21	1.83	0.43
7:CG:78:ARG:NH2	7:CG:79:ARG:O	2.51	0.43
9:CI:5:TYR:CD1	9:CI:6:GLY:N	2.86	0.43
9:CI:31:GLN:HE21	9:CI:35:GLU:C	2.21	0.43
9:CI:118:LYS:NZ	9:CI:118:LYS:CB	2.81	0.43
11:CK:29:ILE:HG12	11:CK:30:VAL:N	2.34	0.43

Continued on next page...

Continued from previous page...

Atom-1	Atom-2	Interatomic distance (Å)	Clash overlap (Å)
13:CM:82:MET:O	13:CM:83:ASP:C	2.55	0.43
16:CP:6:LEU:HB3	16:CP:17:TYR:HD2	1.83	0.43
18:CR:35:ARG:C	18:CR:37:VAL:N	2.71	0.43
25:CY:4:ILE:HD12	25:CY:4:ILE:N	2.32	0.43
27:D1:19:GLN:C	27:D1:35:THR:HG22	2.39	0.43
36:DA:20:C:H2'	36:DA:21:A:C8	2.53	0.43
36:DA:271(C):C:H2'	36:DA:271(D):G:H8	1.83	0.43
36:DA:636:G:H4'	36:DA:638:G:O3'	2.18	0.43
36:DA:679:C:O2'	36:DA:680:G:H5'	2.18	0.43
36:DA:952:G:C6	36:DA:953:A:N7	2.87	0.43
36:DA:1050:A:N3	36:DA:2751:G:C4	2.86	0.43
36:DA:1434:A:O2'	36:DA:1435:G:H5'	2.18	0.43
36:DA:1487:G:H2'	36:DA:1487:G:N3	2.32	0.43
36:DA:1882:C:H2'	36:DA:1882:C:O2	2.18	0.43
36:DA:2176:A:O2'	38:DC:216:THR:HG21	2.19	0.43
36:DA:2248:C:H2'	36:DA:2249:U:H5'	2.00	0.43
36:DA:2301:C:H2'	36:DA:2302:G:O4'	2.18	0.43
36:DA:2476:A:H2'	36:DA:2477:C:H5'	2.01	0.43
38:DC:7:ARG:HH11	38:DC:7:ARG:HG2	1.84	0.43
38:DC:213:VAL:HG21	38:DC:227:PRO:HG3	2.00	0.43
41:DF:122:LYS:HA	41:DF:122:LYS:CE	2.35	0.43
43:DH:7:LEU:HD11	43:DH:65:HIS:NE2	2.34	0.43
43:DH:128:PRO:HG2	43:DH:129:THR:HG23	2.01	0.43
44:DI:14:ASP:HB2	44:DI:17:GLN:OE1	2.18	0.43
44:DI:70:GLU:HA	44:DI:73:GLU:OE2	2.17	0.43
44:DI:92:VAL:CG1	44:DI:97:ILE:HD11	2.41	0.43
44:DI:93:THR:HB	44:DI:94:ALA:H	1.51	0.43
48:DP:95:VAL:CG2	48:DP:125:VAL:HG23	2.48	0.43
50:DR:55:ALA:HA	50:DR:80:PHE:HE1	1.77	0.43
51:DS:29:PHE:C	51:DS:29:PHE:HD1	2.21	0.43
52:DT:33:LYS:HE2	52:DT:43:GLN:OE1	2.18	0.43
54:DV:39:LEU:CB	54:DV:47:VAL:HG11	2.48	0.43
54:DV:40:LEU:HD23	54:DV:40:LEU:N	2.32	0.43
57:DY:28:LYS:HB3	57:DY:39:VAL:H	1.83	0.43
58:DZ:127:LYS:NZ	58:DZ:127:LYS:CB	2.80	0.43
58:DZ:153:SER:C	58:DZ:155:LEU:H	2.18	0.43
1:AA:78:G:N2	1:AA:91:C:N3	2.67	0.43
1:AA:337:C:H2'	1:AA:338:A:H8	1.84	0.43
1:AA:458:C:N4	1:AA:474:G:C6	2.87	0.43
1:AA:503:C:H2'	1:AA:504:C:C6	2.54	0.43
1:AA:626:U:H2'	1:AA:627:G:C8	2.53	0.43

Continued on next page...

Continued from previous page...

Atom-1	Atom-2	Interatomic distance (Å)	Clash overlap (Å)
1:AA:671:G:H2'	1:AA:672:U:C6	2.53	0.43
1:AA:678:U:H2'	1:AA:679:C:C6	2.53	0.43
1:AA:1360:A:H2'	1:AA:1361:G:O4'	2.18	0.43
2:AB:164:VAL:HG22	2:AB:186:ALA:HB2	2.01	0.43
3:AC:121:ALA:HB2	3:AC:187:ALA:CB	2.47	0.43
4:AD:128:VAL:O	4:AD:130:GLY:N	2.51	0.43
4:AD:150:GLU:N	4:AD:150:GLU:OE1	2.51	0.43
6:AF:69:GLU:CD	6:AF:69:GLU:N	2.70	0.43
7:AG:137:LYS:HE2	7:AG:137:LYS:HB3	1.73	0.43
9:AI:121:ARG:HD3	9:AI:121:ARG:O	2.18	0.43
10:AJ:53:PRO:HA	14:AN:42:ILE:HD12	1.99	0.43
12:AL:110:VAL:HG21	12:AL:120:TYR:CD2	2.48	0.43
17:AQ:18:THR:HG22	17:AQ:19:VAL:H	1.82	0.43
17:AQ:56:VAL:CG2	17:AQ:81:ARG:HG3	2.48	0.43
19:AS:13:ASP:O	19:AS:15:LEU:N	2.52	0.43
23:AW:11:A:O2'	23:AW:12:G:H5'	2.18	0.43
25:AY:16:TRP:CH2	25:AY:64:HIS:NE2	2.86	0.43
25:AZ:148:LEU:HB3	25:AZ:152:LEU:HB2	2.00	0.43
29:B3:16:PRO:HB2	29:B3:18:ASP:OD1	2.18	0.43
30:B4:3:GLU:OE2	37:BB:40:U:C4	2.72	0.43
36:BA:364:C:O2'	36:BA:365:C:H5''	2.18	0.43
36:BA:479:A:N3	36:BA:481:G:H5''	2.34	0.43
36:BA:489:G:N2	36:BA:1321:A:OP1	2.52	0.43
36:BA:524:U:H4'	36:BA:555:U:H4'	2.01	0.43
36:BA:611:C:H2'	36:BA:612:C:H6	1.83	0.43
36:BA:928:G:H8	36:BA:928:G:O5'	2.01	0.43
36:BA:952:G:C6	36:BA:953:A:N7	2.87	0.43
36:BA:1007:C:OP1	46:BN:37:LYS:HE3	2.19	0.43
36:BA:1042:G:C6	36:BA:1043:C:C4	3.06	0.43
36:BA:1177:A:H5'	36:BA:1178:C:C6	2.53	0.43
36:BA:1373:A:H2'	36:BA:1374:G:O4'	2.19	0.43
36:BA:2134:A:C2	36:BA:2159:G:H1'	2.54	0.43
36:BA:2222:G:H2'	36:BA:2223:G:H8	1.84	0.43
36:BA:2360:A:O2'	36:BA:2361:A:O4'	2.28	0.43
36:BA:2656:U:C2'	36:BA:2657:A:H5''	2.47	0.43
36:BA:2723:C:H5''	50:BR:2:ARG:HE	1.82	0.43
37:BB:21:G:N7	37:BB:63:G:C6	2.87	0.43
37:BB:23:G:C2	37:BB:24:G:O6	2.70	0.43
37:BB:43:C:H2'	42:BG:95:ARG:HD2	1.99	0.43
38:BC:225:ILE:HD12	38:BC:225:ILE:O	2.18	0.43
39:BD:263:ARG:CZ	39:BD:263:ARG:HB2	2.49	0.43

Continued on next page...

Continued from previous page...

Atom-1	Atom-2	Interatomic distance (Å)	Clash overlap (Å)
40:BE:59:VAL:CG1	40:BE:60:ASN:H	2.29	0.43
42:BG:17:PRO:HA	42:BG:20:ILE:CD1	2.45	0.43
42:BG:107:LEU:H	42:BG:107:LEU:CD2	2.19	0.43
42:BG:161:THR:CG2	42:BG:162:THR:N	2.81	0.43
42:BG:165:THR:OG1	42:BG:168:GLU:HG3	2.18	0.43
43:BH:85:LYS:O	43:BH:132:ARG:HA	2.19	0.43
44:BI:92:VAL:HG13	44:BI:97:ILE:CD1	2.37	0.43
44:BI:93:THR:H	44:BI:97:ILE:HG13	1.83	0.43
47:BO:68:GLU:H	47:BO:68:GLU:CD	2.21	0.43
47:BO:102:VAL:CG2	47:BO:121:VAL:HG22	2.48	0.43
49:BQ:66:ILE:O	49:BQ:66:ILE:HG13	2.18	0.43
50:BR:67:LEU:HD23	50:BR:76:VAL:HG21	2.00	0.43
50:BR:100:LEU:HD22	50:BR:111:LEU:O	2.18	0.43
51:BS:79:ALA:C	51:BS:81:GLY:H	2.21	0.43
51:BS:87:PHE:CG	51:BS:88:ASP:N	2.87	0.43
52:BT:28:VAL:HG12	52:BT:29:ARG:HD3	2.00	0.43
55:BW:106:ILE:O	55:BW:106:ILE:HG13	2.18	0.43
58:BZ:24:LEU:HB2	58:BZ:41:LEU:HD23	1.99	0.43
1:CA:59:A:C5'	1:CA:60:A:C5'	2.97	0.43
1:CA:192:U:H4'	20:CT:103:GLY:N	2.26	0.43
1:CA:335:C:O2'	1:CA:336:C:H5'	2.19	0.43
1:CA:538:G:H5''	12:CL:114:LYS:HB2	2.01	0.43
1:CA:743:U:O2'	1:CA:744:C:H5'	2.18	0.43
1:CA:961:U:C2'	1:CA:962:C:H5'	2.48	0.43
1:CA:972:C:H4'	10:CJ:57:LYS:HB2	2.01	0.43
1:CA:983:A:O2'	1:CA:1049:U:O2'	2.34	0.43
1:CA:1304:G:H3'	1:CA:1305:G:C8	2.54	0.43
1:CA:1306:A:O2'	1:CA:1307:U:H5'	2.18	0.43
1:CA:1308:U:HO2'	1:CA:1309:G:H5''	1.81	0.43
1:CA:1437:C:H2'	1:CA:1438:G:H8	1.83	0.43
1:CA:1499:A:O2'	1:CA:1500:A:H5'	2.19	0.43
1:CA:1505:G:H4'	1:CA:1506:U:H5''	2.00	0.43
3:CC:71:ALA:CB	3:CC:109:PRO:HB3	2.47	0.43
3:CC:73:PRO:HB3	3:CC:103:VAL:CG1	2.48	0.43
4:CD:175:SER:O	4:CD:176:LEU:HB2	2.18	0.43
5:CE:126:ARG:HG3	5:CE:126:ARG:NH1	2.34	0.43
6:CF:22:GLU:O	6:CF:26:ILE:HG13	2.17	0.43
8:CH:13:ILE:HG23	8:CH:63:LEU:HD11	2.00	0.43
10:CJ:32:ALA:HB1	10:CJ:75:ILE:HD11	1.99	0.43
10:CJ:78:ASN:O	10:CJ:81:THR:HB	2.18	0.43
13:CM:37:THR:HG21	13:CM:59:TYR:HB2	1.99	0.43

Continued on next page...

Continued from previous page...

Atom-1	Atom-2	Interatomic distance (Å)	Clash overlap (Å)
18:CR:57:GLY:O	18:CR:58:LEU:C	2.56	0.43
25:CY:59:ARG:CD	25:CY:65:ARG:NH2	2.81	0.43
25:CZ:10:TRP:NE1	25:CZ:14:LEU:HD11	2.33	0.43
28:D2:55:ARG:HH22	36:DA:75:G:H4'	1.82	0.43
36:DA:116:C:O2'	36:DA:117:G:H5'	2.19	0.43
36:DA:479:A:N3	36:DA:481:G:H5''	2.33	0.43
36:DA:558:G:OP1	46:DN:111:PRO:HD2	2.18	0.43
36:DA:637:A:O5'	48:DP:116:GLY:HA3	2.19	0.43
36:DA:774:A:C2	36:DA:787:U:O2'	2.65	0.43
36:DA:1539:G:C2	36:DA:1540:U:C1'	2.96	0.43
36:DA:2044:C:O5'	36:DA:2044:C:H6	2.00	0.43
36:DA:2200:C:H5'	36:DA:2201:C:OP2	2.18	0.43
36:DA:2298:A:N6	36:DA:2318:G:H8	2.16	0.43
36:DA:2517:C:C4	36:DA:2542:A:C6	3.07	0.43
36:DA:2660:A:H2'	36:DA:2661:G:O4'	2.18	0.43
36:DA:2787:C:H1'	40:DE:61:ARG:CD	2.47	0.43
36:DA:2888:C:H2'	36:DA:2889:C:H6	1.82	0.43
38:DC:15:VAL:HG13	38:DC:33:LEU:HD11	2.01	0.43
38:DC:29:LEU:HA	38:DC:32:GLU:HG2	2.00	0.43
39:DD:67:PHE:CE2	39:DD:157:ARG:NH2	2.87	0.43
40:DE:59:VAL:CG1	40:DE:60:ASN:H	2.27	0.43
40:DE:134:ILE:C	40:DE:134:ILE:CD1	2.87	0.43
42:DG:32:PRO:HB3	42:DG:163:ALA:HA	2.01	0.43
42:DG:57:ALA:O	42:DG:60:LEU:HB2	2.18	0.43
43:DH:72:ILE:HD13	43:DH:72:ILE:HA	1.84	0.43
45:DJ:131:UNK:O	45:DJ:132:UNK:CB	2.67	0.43
46:DN:60:ILE:HG13	46:DN:60:ILE:H	1.57	0.43
49:DQ:21:THR:O	49:DQ:21:THR:HG22	2.17	0.43
49:DQ:47:ILE:O	49:DQ:50:ALA:N	2.52	0.43
49:DQ:55:VAL:O	49:DQ:56:ARG:C	2.56	0.43
51:DS:97:ARG:NH2	51:DS:98:VAL:HG22	2.33	0.43
54:DV:6:LYS:O	54:DV:37:VAL:CG2	2.64	0.43
1:AA:235:C:H5'	17:AQ:70:ARG:HG2	2.00	0.43
1:AA:438:G:C4'	1:AA:439:A:OP1	2.57	0.43
1:AA:556:C:C2'	1:AA:557:G:H5'	2.48	0.43
1:AA:1120:G:H1'	1:AA:1154:G:N2	2.33	0.43
1:AA:1174:G:H2'	1:AA:1175:G:H8	1.83	0.43
1:AA:1386:G:H2'	1:AA:1387:G:H8	1.82	0.43
4:AD:175:SER:O	4:AD:176:LEU:HB2	2.19	0.43
5:AE:150:ARG:NH1	5:AE:150:ARG:CB	2.82	0.43
10:AJ:11:PHE:O	10:AJ:68:HIS:CE1	2.70	0.43

Continued on next page...

Continued from previous page...

Atom-1	Atom-2	Interatomic distance (Å)	Clash overlap (Å)
10:AJ:48:THR:HG23	10:AJ:62:HIS:ND1	2.34	0.43
11:AK:84:VAL:HG23	11:AK:110:ASP:HA	1.99	0.43
17:AQ:43:LEU:HD12	17:AQ:68:ARG:HB3	2.01	0.43
18:AR:29:PHE:CE1	18:AR:31:LEU:HB3	2.54	0.43
23:AW:17(A):U:O2'	23:AW:18:G:OP1	2.30	0.43
30:B4:43:TYR:HD1	30:B4:43:TYR:H	1.63	0.43
36:BA:41:C:H2'	36:BA:42:G:O4'	2.19	0.43
36:BA:272(G):C:N4	36:BA:363(C):G:H1	2.16	0.43
36:BA:285:C:O2'	36:BA:286:C:H5'	2.18	0.43
36:BA:298:G:C5'	36:BA:299:A:OP1	2.65	0.43
36:BA:580:C:H2'	36:BA:581:C:H6	1.81	0.43
36:BA:919:G:N2	36:BA:2269:A:OP2	2.49	0.43
36:BA:1530:C:H2'	36:BA:1531:C:H6	1.83	0.43
36:BA:2517:C:N3	36:BA:2542:A:N6	2.66	0.43
39:BD:28:GLU:N	39:BD:29:PRO:CD	2.82	0.43
39:BD:69:ARG:C	39:BD:71:ASP:N	2.69	0.43
42:BG:18:GLU:HG2	42:BG:175:LEU:HD13	2.00	0.43
43:BH:20:ALA:HB3	43:BH:23:ARG:CB	2.48	0.43
43:BH:91:GLY:HA3	43:BH:160:LYS:HG2	2.00	0.43
47:BO:8:LEU:HB2	47:BO:19:ILE:HG13	2.00	0.43
48:BP:30:THR:CG2	48:BP:31:ALA:H	2.12	0.43
52:BT:11:GLU:CD	52:BT:11:GLU:H	2.22	0.43
58:BZ:91:LEU:HD13	58:BZ:130:PRO:HG3	2.01	0.43
1:CA:438:G:C4'	1:CA:439:A:OP1	2.56	0.43
1:CA:1379:G:O2'	1:CA:1380:U:H5'	2.19	0.43
2:CB:11:LEU:O	2:CB:16:HIS:CE1	2.72	0.43
2:CB:116:GLU:HA	2:CB:119:GLU:CB	2.39	0.43
2:CB:144:ARG:HA	2:CB:147:LYS:HB3	2.00	0.43
4:CD:78:LEU:O	4:CD:79:PHE:C	2.57	0.43
4:CD:126:ILE:HG23	4:CD:147:ALA:O	2.18	0.43
10:CJ:29:ARG:HH11	10:CJ:29:ARG:HG2	1.83	0.43
10:CJ:45:ARG:HD3	10:CJ:47:PHE:HE1	1.81	0.43
12:CL:50:SER:CB	25:CY:44:LYS:HD3	2.43	0.43
59:CX:21:A2M:P	25:CY:65:ARG:HH11	2.41	0.43
25:CY:38:PRO:HB2	25:CY:70:VAL:HG21	2.00	0.43
28:D2:24:LEU:HA	28:D2:27:GLU:OE2	2.18	0.43
28:D2:38:GLN:O	28:D2:41:ILE:HG12	2.18	0.43
36:DA:271(O):C:O2'	36:DA:271(P):C:P	2.77	0.43
36:DA:875:G:H2'	36:DA:876:C:H6	1.83	0.43
36:DA:2533:A:H2'	36:DA:2534:A:H5'	1.99	0.43
36:DA:2816:C:O2'	36:DA:2817:G:H5'	2.18	0.43

Continued on next page...

Continued from previous page...

Atom-1	Atom-2	Interatomic distance (Å)	Clash overlap (Å)
37:DB:21:G:N7	37:DB:63:G:C6	2.87	0.43
40:DE:50:GLY:CA	40:DE:74:PRO:HG2	2.48	0.43
40:DE:117:MET:HA	40:DE:122:PHE:N	2.33	0.43
42:DG:44:GLY:CA	42:DG:88:ILE:HG21	2.49	0.43
42:DG:114:ILE:O	42:DG:114:ILE:HG23	2.19	0.43
44:DI:130:TYR:CD1	44:DI:131:LYS:N	2.73	0.43
44:DI:139:GLN:HE21	44:DI:139:GLN:N	2.17	0.43
46:DN:26:LEU:HD11	46:DN:30:ILE:HD11	2.01	0.43
47:DO:85:VAL:O	47:DO:87:ILE:HG23	2.18	0.43
47:DO:114:ILE:H	47:DO:114:ILE:CD1	2.31	0.43
48:DP:97:PRO:O	48:DP:98:GLU:CB	2.65	0.43
52:DT:23:ARG:C	52:DT:25:GLY:N	2.71	0.43
52:DT:50:ILE:HA	52:DT:99:LEU:HD11	2.00	0.43
53:DU:92:ARG:O	53:DU:92:ARG:CG	2.67	0.43
1:AA:96:U:HO2'	1:AA:97:G:P	2.42	0.43
1:AA:175:C:H2'	1:AA:176:C:H6	1.82	0.43
1:AA:236:G:C6	1:AA:237:C:C4	3.07	0.43
1:AA:304:U:H2'	1:AA:305:G:C8	2.54	0.43
1:AA:340:U:H2'	1:AA:341:C:C6	2.53	0.43
1:AA:356:A:H1'	1:AA:368:U:O2'	2.18	0.43
1:AA:1005:A:C2'	1:AA:1006:C:H5'	2.49	0.43
1:AA:1177:G:H2'	1:AA:1178:G:O4'	2.19	0.43
1:AA:1318:A:O3'	19:AS:10:PHE:CD2	2.71	0.43
2:AB:55:PHE:HA	2:AB:58:ILE:HD12	2.00	0.43
2:AB:83:MET:C	2:AB:85:ALA:N	2.71	0.43
2:AB:101:MET:HB2	2:AB:102:LEU:CD1	2.45	0.43
2:AB:162:ILE:HD13	2:AB:177:ALA:HB2	2.01	0.43
2:AB:185:ILE:HG22	2:AB:199:TYR:CB	2.47	0.43
3:AC:35:GLU:HG2	3:AC:39:ILE:HD11	2.00	0.43
7:AG:54:THR:O	7:AG:56:GLN:N	2.52	0.43
7:AG:140:ASP:HA	7:AG:143:ARG:NH1	2.27	0.43
9:AI:4:TYR:CE2	9:AI:88:TYR:CB	3.01	0.43
9:AI:95:LYS:HD3	9:AI:96:LEU:HB2	2.00	0.43
10:AJ:33:GLN:HB2	10:AJ:75:ILE:HD13	2.01	0.43
10:AJ:100:THR:CG2	10:AJ:101:VAL:N	2.82	0.43
18:AR:58:LEU:HD23	18:AR:62:GLU:HB3	2.01	0.43
19:AS:56:GLN:CG	19:AS:57:HIS:N	2.82	0.43
22:AV:35:A:C2	24:AX:18:G:C2	3.07	0.43
24:AX:18:G:OP2	24:AX:18:G:H8	2.01	0.43
25:AY:50:HIS:O	25:AY:51:ASN:C	2.56	0.43
25:AY:62:GLU:O	25:AY:65:ARG:CZ	2.67	0.43

Continued on next page...

Continued from previous page...

Atom-1	Atom-2	Interatomic distance (Å)	Clash overlap (Å)
26:B0:17:GLN:CG	26:B0:18:ALA:H	2.29	0.43
32:B6:27:LYS:O	32:B6:27:LYS:CD	2.65	0.43
36:BA:29:U:H2'	36:BA:30:G:H8	1.82	0.43
36:BA:449:A:H2'	36:BA:450:G:H5'	2.01	0.43
36:BA:456:C:C4	56:BX:69:TYR:CE1	3.06	0.43
36:BA:661:C:H4'	48:BP:18:ARG:HG2	2.01	0.43
36:BA:903:C:O2'	36:BA:904:C:C5'	2.67	0.43
36:BA:1225:G:H2'	36:BA:1226:A:C8	2.53	0.43
36:BA:1510:G:H2'	36:BA:1511:C:H6	1.80	0.43
36:BA:1899:G:N2	36:BA:1902:C:C4	2.87	0.43
36:BA:2199:A:H3'	36:BA:2200:C:C6	2.50	0.43
36:BA:2870:C:O2'	36:BA:2871:C:H5'	2.17	0.43
38:BC:173:HIS:CD2	38:BC:173:HIS:N	2.86	0.43
38:BC:189:ASN:HA	38:BC:192:ALA:HB3	2.00	0.43
40:BE:49:LEU:O	40:BE:78:LEU:HB2	2.19	0.43
42:BG:16:ARG:N	42:BG:17:PRO:HD2	2.34	0.43
42:BG:170:ARG:HH11	42:BG:170:ARG:HG2	1.84	0.43
43:BH:86:GLU:OE1	43:BH:132:ARG:NH2	2.52	0.43
45:BJ:45:UNK:C	45:BJ:47:UNK:H	2.32	0.43
48:BP:123:LEU:C	48:BP:123:LEU:HD12	2.39	0.43
51:BS:71:ARG:HH11	51:BS:71:ARG:CG	2.31	0.43
51:BS:74:ALA:O	51:BS:77:ALA:HB3	2.18	0.43
52:BT:54:ARG:HG2	52:BT:54:ARG:HH11	1.83	0.43
53:BU:66:ASN:CB	53:BU:76:TYR:HB2	2.47	0.43
58:BZ:23:LYS:O	58:BZ:25:PRO:HD3	2.19	0.43
58:BZ:34:ASN:HD22	58:BZ:34:ASN:C	2.19	0.43
58:BZ:128:VAL:CG2	58:BZ:129:SER:N	2.82	0.43
1:CA:356:A:H1'	1:CA:368:U:O2'	2.19	0.43
1:CA:411:A:OP1	4:CD:30:LYS:NZ	2.52	0.43
1:CA:1060:C:O2'	10:CJ:56:HIS:CD2	2.71	0.43
1:CA:1129:C:N4	1:CA:1135:U:H3	2.17	0.43
1:CA:1162:C:H2'	1:CA:1163:C:C6	2.54	0.43
1:CA:1300:G:HO2'	1:CA:1301:U:P	2.42	0.43
1:CA:1411:C:H2'	1:CA:1412:C:C6	2.53	0.43
2:CB:36:ARG:H	2:CB:41:ILE:HD11	1.83	0.43
2:CB:187:LEU:HD13	2:CB:187:LEU:C	2.38	0.43
3:CC:71:ALA:CB	3:CC:106:VAL:HB	2.49	0.43
4:CD:61:LYS:NZ	4:CD:72:GLU:OE2	2.52	0.43
6:CF:15:ASP:C	6:CF:17:SER:H	2.22	0.43
7:CG:97:GLN:O	7:CG:98:SER:C	2.57	0.43
8:CH:33:GLU:O	8:CH:36:LEU:N	2.51	0.43

Continued on next page...

Continued from previous page...

Atom-1	Atom-2	Interatomic distance (Å)	Clash overlap (Å)
13:CM:17:VAL:C	13:CM:19:LEU:H	2.21	0.43
13:CM:112:GLY:O	13:CM:113:PRO:O	2.37	0.43
14:CN:24:CYS:HB2	14:CN:29:ARG:HB3	2.01	0.43
16:CP:9:PHE:HB3	16:CP:10:GLY:H	1.59	0.43
19:CS:75:ALA:O	19:CS:76:PRO:C	2.57	0.43
20:CT:56:MET:HG3	20:CT:84:LEU:CD1	2.48	0.43
20:CT:70:SER:O	20:CT:71:THR:O	2.36	0.43
23:CW:56:C:H2'	23:CW:57:A:O4'	2.19	0.43
25:CY:48:LEU:HD11	25:CY:57:SER:HB3	2.00	0.43
25:CZ:24:VAL:HA	25:CZ:27:ILE:CG1	2.47	0.43
27:D1:88:LYS:HD3	27:D1:88:LYS:C	2.39	0.43
28:D2:47:ASN:HD22	36:DA:94(A):G:H21	1.66	0.43
29:D3:2:PRO:O	29:D3:3:ARG:C	2.56	0.43
34:D8:14:VAL:HG21	34:D8:22:VAL:CG1	2.44	0.43
34:D8:31:HIS:HE1	36:DA:2392:A:OP2	2.01	0.43
36:DA:275:G:N3	36:DA:275:G:H3'	2.33	0.43
36:DA:826:U:H2'	36:DA:828:U:O4'	2.19	0.43
36:DA:959:A:N3	36:DA:2457:U:O2'	2.48	0.43
36:DA:1009:A:C5'	53:DU:59:ARG:HD3	2.45	0.43
36:DA:1053:C:O2	36:DA:1106:A:N3	2.52	0.43
36:DA:1509(A):A:H2'	36:DA:1509(B):A:C8	2.54	0.43
36:DA:1899:G:N2	36:DA:1902:C:C4	2.86	0.43
36:DA:2506:U:H4'	36:DA:2507:C:OP1	2.19	0.43
36:DA:2787:C:O2	36:DA:2787:C:H2'	2.19	0.43
37:DB:94:C:O2'	37:DB:95:C:H5'	2.18	0.43
38:DC:54:ARG:CB	38:DC:57:GLN:HB2	2.49	0.43
42:DG:10:LYS:HA	42:DG:13:GLU:CG	2.48	0.43
42:DG:106:LEU:C	42:DG:108:ASN:N	2.72	0.43
43:DH:51:ARG:HG2	43:DH:52:VAL:H	1.83	0.43
44:DI:134:PRO:O	44:DI:135:GLU:CB	2.64	0.43
46:DN:133:GLN:O	46:DN:134:ARG:HG2	2.19	0.43
47:DO:64:ARG:HG2	47:DO:79:PHE:CD2	2.54	0.43
49:DQ:62:GLY:H	49:DQ:109:VAL:CG2	2.32	0.43
53:DU:59:ARG:HH11	53:DU:59:ARG:CG	2.31	0.43
56:DX:82:GLN:HE21	56:DX:83:VAL:N	2.17	0.43
58:DZ:24:LEU:HD12	58:DZ:41:LEU:CA	2.47	0.43
58:DZ:45:ASP:O	58:DZ:49:ARG:HG2	2.19	0.43
58:DZ:136:PHE:HD1	58:DZ:136:PHE:O	2.01	0.43
1:AA:430:A:C2'	1:AA:431:A:H5'	2.49	0.43
2:AB:36:ARG:H	2:AB:41:ILE:CD1	2.32	0.43
2:AB:178:ARG:HH11	2:AB:178:ARG:CB	2.30	0.43

Continued on next page...

Continued from previous page...

Atom-1	Atom-2	Interatomic distance (Å)	Clash overlap (Å)
2:AB:237:ALA:O	2:AB:238:LEU:HB3	2.18	0.43
3:AC:156:ARG:HD3	3:AC:193:TYR:O	2.18	0.43
4:AD:78:LEU:O	4:AD:79:PHE:C	2.56	0.43
5:AE:16:THR:O	5:AE:17:ALA:HB2	2.19	0.43
5:AE:64:ARG:HG3	5:AE:64:ARG:NH1	2.31	0.43
5:AE:80:ILE:HG22	8:AH:104:ARG:CZ	2.49	0.43
5:AE:110:LEU:CD1	5:AE:118:ILE:HG21	2.48	0.43
7:AG:6:ARG:O	7:AG:7:ALA:O	2.36	0.43
9:AI:7:THR:O	9:AI:83:ARG:HD2	2.18	0.43
9:AI:56:LEU:HD23	9:AI:57:GLY:N	2.33	0.43
10:AJ:39:PRO:HB3	10:AJ:70:ARG:HH12	1.83	0.43
11:AK:21:ILE:HA	11:AK:30:VAL:HG12	1.99	0.43
11:AK:58:PRO:HB2	11:AK:93:GLN:HG3	1.99	0.43
19:AS:18:LYS:HD3	19:AS:21:GLU:OE2	2.19	0.43
20:AT:92:LEU:O	20:AT:96:GLY:HA3	2.18	0.43
26:B0:10:THR:CG2	26:B0:11:ARG:N	2.81	0.43
28:B2:29:LYS:HZ2	56:BX:3:THR:N	2.16	0.43
30:B4:28:LYS:HD3	30:B4:30:GLU:HB2	2.00	0.43
31:B5:3:LYS:NZ	31:B5:5:PRO:HD2	2.33	0.43
33:B7:9:ARG:NE	36:BA:1310:G:OP2	2.49	0.43
34:B8:40:GLU:O	34:B8:43:GLN:N	2.52	0.43
36:BA:558:G:OP1	46:BN:111:PRO:HD2	2.18	0.43
36:BA:648:G:O2'	36:BA:649:G:H5'	2.19	0.43
36:BA:760:G:H2'	36:BA:761:A:O4'	2.18	0.43
36:BA:1022:G:O6	46:BN:66:LYS:CE	2.67	0.43
36:BA:1558:A:H3'	36:BA:1558:A:OP2	2.18	0.43
36:BA:1608:A:H1'	36:BA:1610:A:OP2	2.18	0.43
36:BA:2536:G:C6	36:BA:2537:U:C4	3.06	0.43
38:BC:213:VAL:HG21	38:BC:227:PRO:HG3	2.00	0.43
39:BD:2:ALA:O	39:BD:3:VAL:HB	2.18	0.43
39:BD:266:SER:C	39:BD:267:SER:O	2.55	0.43
41:BF:4:VAL:H	41:BF:24:LEU:HD12	1.83	0.43
41:BF:32:LEU:C	41:BF:32:LEU:HD23	2.38	0.43
41:BF:120:GLU:C	41:BF:122:LYS:H	2.22	0.43
42:BG:96:ARG:HA	42:BG:99:MET:HE2	2.01	0.43
43:BH:26:VAL:HG12	43:BH:79:VAL:HG21	2.01	0.43
44:BI:91:SER:CA	44:BI:121:LYS:HZ2	2.32	0.43
46:BN:65:LYS:O	46:BN:69:GLN:HG2	2.18	0.43
48:BP:126:VAL:HG12	48:BP:127:ALA:N	2.34	0.43
50:BR:8:ARG:HD3	50:BR:8:ARG:HA	1.74	0.43
51:BS:25:ARG:HH11	51:BS:25:ARG:HB3	1.84	0.43

Continued on next page...

Continued from previous page...

Atom-1	Atom-2	Interatomic distance (Å)	Clash overlap (Å)
51:BS:25:ARG:HB3	51:BS:25:ARG:NH1	2.33	0.43
52:BT:58:ASN:N	52:BT:58:ASN:HD22	2.17	0.43
53:BU:106:PHE:O	53:BU:109:LEU:N	2.52	0.43
54:BV:14:VAL:O	54:BV:15:GLU:HG3	2.19	0.43
54:BV:39:LEU:HB3	54:BV:40:LEU:HD23	1.99	0.43
58:BZ:137:ILE:HG23	58:BZ:158:PRO:HD3	2.01	0.43
58:BZ:144:LEU:CD1	58:BZ:149:SER:HA	2.49	0.43
1:CA:322:C:H5	1:CA:328:C:H5	1.65	0.43
1:CA:421:U:OP2	1:CA:422:C:H5	2.01	0.43
1:CA:671:G:O2'	1:CA:672:U:H5'	2.19	0.43
1:CA:1227:A:O2'	13:CM:115:LYS:HB2	2.19	0.43
3:CC:11:ARG:HB3	3:CC:15:THR:HB	2.00	0.43
3:CC:90:GLU:HA	3:CC:93:LYS:CB	2.47	0.43
3:CC:114:PRO:HA	3:CC:185:GLY:HA3	2.00	0.43
4:CD:78:LEU:O	4:CD:81:GLU:N	2.52	0.43
4:CD:157:LEU:HG	4:CD:161:ASN:HD21	1.83	0.43
5:CE:150:ARG:NH1	5:CE:150:ARG:CB	2.82	0.43
9:CI:19:LEU:HD12	9:CI:84:ALA:HB1	2.01	0.43
10:CJ:32:ALA:HB3	10:CJ:76:ASN:O	2.19	0.43
13:CM:89:GLY:C	13:CM:91:ARG:N	2.71	0.43
14:CN:15:LYS:C	14:CN:16:PHE:CD1	2.92	0.43
15:CO:55:GLY:HA2	15:CO:58:MET:CE	2.49	0.43
16:CP:75:ARG:C	16:CP:78:GLY:H	2.22	0.43
19:CS:56:GLN:HG2	19:CS:57:HIS:N	2.34	0.43
20:CT:26:ASN:HA	20:CT:29:LYS:HG2	2.00	0.43
23:CW:69:C:O2'	23:CW:70:G:H5'	2.18	0.43
25:CY:65:ARG:HD3	25:CY:84:TYR:OH	2.19	0.43
26:D0:10:THR:HG22	26:D0:11:ARG:H	1.84	0.43
28:D2:46:GLN:O	28:D2:47:ASN:C	2.56	0.43
30:D4:20:ASN:ND2	30:D4:21:VAL:H	2.15	0.43
32:D6:52:VAL:HG22	32:D6:53:LYS:H	1.82	0.43
34:D8:29:LYS:CD	34:D8:44:LYS:HG2	2.48	0.43
35:D9:1:MET:SD	36:DA:2478:A:OP2	2.77	0.43
36:DA:298:G:C5'	36:DA:299:A:OP1	2.65	0.43
36:DA:425:G:O2'	36:DA:426:C:H5'	2.19	0.43
36:DA:1313:U:H2'	36:DA:1610:A:C2	2.53	0.43
36:DA:1418:G:O2'	36:DA:1580:A:N6	2.48	0.43
36:DA:1556:C:H2'	36:DA:1557:C:C6	2.54	0.43
36:DA:1608:A:H1'	36:DA:1610:A:OP2	2.18	0.43
36:DA:1711:C:O2'	36:DA:1712:C:H5'	2.19	0.43
36:DA:1854:A:H2'	36:DA:1855:G:O4'	2.18	0.43

Continued on next page...

Continued from previous page...

Atom-1	Atom-2	Interatomic distance (Å)	Clash overlap (Å)
36:DA:2350:C:H2'	36:DA:2351:G:O4'	2.19	0.43
36:DA:2762:G:H2'	36:DA:2763:G:H5'	1.99	0.43
38:DC:26:ALA:C	38:DC:28:ARG:N	2.72	0.43
39:DD:240:ALA:HB1	39:DD:241:PRO:HD2	2.01	0.43
40:DE:25:VAL:HG13	40:DE:181:LEU:HD12	2.01	0.43
40:DE:52:LEU:O	40:DE:75:VAL:N	2.52	0.43
40:DE:141:ILE:O	40:DE:141:ILE:HG13	2.18	0.43
42:DG:34:LEU:CG	42:DG:35:GLU:N	2.82	0.43
42:DG:111:LEU:HD22	42:DG:117:PHE:HZ	1.83	0.43
42:DG:133:LEU:O	42:DG:157:ILE:HB	2.18	0.43
42:DG:135:LEU:N	42:DG:135:LEU:CD1	2.77	0.43
44:DI:7:GLU:HA	44:DI:8:PRO:HD2	1.77	0.43
46:DN:78:TYR:HB3	46:DN:79:PRO:HD2	2.00	0.43
47:DO:34:THR:OG1	47:DO:35:VAL:N	2.52	0.43
47:DO:98:VAL:CG1	47:DO:117:LEU:HB3	2.48	0.43
48:DP:102:ARG:HB2	48:DP:102:ARG:NH1	2.33	0.43
48:DP:108:LYS:N	48:DP:108:LYS:CD	2.82	0.43
49:DQ:63:LYS:NZ	58:DZ:175:VAL:HG21	2.33	0.43
50:DR:11:ASN:OD1	50:DR:11:ASN:C	2.56	0.43
50:DR:32:GLY:O	50:DR:115:GLU:HA	2.18	0.43
50:DR:100:LEU:HD21	50:DR:111:LEU:CB	2.47	0.43
51:DS:98:VAL:HG12	51:DS:100:ALA:HB2	2.00	0.43
58:DZ:99:TYR:H	58:DZ:99:TYR:HD1	1.66	0.43
58:DZ:127:LYS:O	58:DZ:127:LYS:HG2	2.18	0.43
1:AA:982:U:H5''	14:AN:6:LEU:HD11	2.01	0.43
1:AA:1037:C:H2'	1:AA:1038:C:C5	2.54	0.43
1:AA:1303:C:C2'	1:AA:1304:G:H5'	2.49	0.43
1:AA:1360:A:OP1	1:AA:1360:A:H8	2.01	0.43
1:AA:1429:C:H2'	1:AA:1430:C:H6	1.84	0.43
1:AA:1442(A):G:H2'	52:BT:118:ARG:CD	2.47	0.43
2:AB:53:ARG:NH1	2:AB:199:TYR:CD1	2.85	0.43
2:AB:71:VAL:HB	2:AB:164:VAL:CG1	2.31	0.43
2:AB:111:ARG:HG2	2:AB:111:ARG:NH1	2.34	0.43
3:AC:33:LEU:HD21	14:AN:53:LEU:CD2	2.49	0.43
3:AC:33:LEU:HD21	14:AN:53:LEU:HD21	2.01	0.43
3:AC:84:ILE:HD11	3:AC:101:LEU:HD22	1.99	0.43
3:AC:90:GLU:O	3:AC:93:LYS:HB3	2.19	0.43
4:AD:148:VAL:CG1	4:AD:149:ALA:N	2.81	0.43
5:AE:64:ARG:O	5:AE:65:ASN:CB	2.65	0.43
5:AE:126:ARG:HG3	5:AE:126:ARG:NH1	2.34	0.43
9:AI:50:LEU:HB3	9:AI:56:LEU:HA	2.00	0.43

Continued on next page...

Continued from previous page...

Atom-1	Atom-2	Interatomic distance (Å)	Clash overlap (Å)
9:AI:83:ARG:O	9:AI:86:VAL:HG12	2.18	0.43
10:AJ:20:ALA:O	10:AJ:24:VAL:HG23	2.19	0.43
11:AK:29:ILE:CB	11:AK:44:SER:HB3	2.48	0.43
11:AK:34:ASP:CB	11:AK:35:PRO:CD	2.96	0.43
13:AM:40:ASN:HA	13:AM:41:PRO:HD3	1.83	0.43
25:AY:19:THR:O	25:AY:19:THR:CG2	2.66	0.43
26:B0:32:ARG:CZ	36:BA:2353:G:H5''	2.49	0.43
29:B3:2:PRO:O	29:B3:3:ARG:O	2.35	0.43
29:B3:38:GLU:HA	29:B3:38:GLU:OE1	2.19	0.43
30:B4:5:ILE:HD13	30:B4:5:ILE:H	1.83	0.43
34:B8:47:LYS:O	34:B8:48:PHE:HD1	2.02	0.43
36:BA:729:G:H5'	36:BA:730:C:H5''	2.00	0.43
36:BA:903:C:O2'	36:BA:904:C:H5''	2.19	0.43
36:BA:1486:A:C4	36:BA:1487:G:C8	3.06	0.43
36:BA:1833:U:O2	36:BA:1969:A:H2	2.01	0.43
36:BA:2308:G:C6	36:BA:2310:A:H2'	2.53	0.43
36:BA:2438:U:O3'	36:BA:2439:A:H3'	2.18	0.43
36:BA:2724:C:P	50:BR:2:ARG:NH2	2.88	0.43
36:BA:2846:G:H2'	36:BA:2847:U:H6	1.84	0.43
38:BC:27:ALA:HA	38:BC:30:VAL:CG2	2.48	0.43
39:BD:75:ILE:HD13	39:BD:99:ASP:OD2	2.19	0.43
39:BD:117:VAL:CG2	39:BD:128:GLY:C	2.84	0.43
40:BE:53:PRO:O	40:BE:54:GLN:O	2.36	0.43
41:BF:165:ARG:HB3	41:BF:165:ARG:NH1	2.31	0.43
46:BN:54:VAL:HB	46:BN:122:VAL:HG22	2.01	0.43
47:BO:44:LYS:HA	47:BO:44:LYS:HD3	1.79	0.43
48:BP:16:ARG:HG3	48:BP:17:LYS:N	2.33	0.43
49:BQ:84:GLY:O	49:BQ:85:LYS:HB2	2.19	0.43
51:BS:12:PHE:O	51:BS:13:ARG:C	2.57	0.43
52:BT:50:ILE:HA	52:BT:99:LEU:CD1	2.49	0.43
53:BU:92:ARG:NH1	53:BU:95:LEU:CD1	2.80	0.43
54:BV:59:ALA:HB2	54:BV:96:ILE:HD13	2.01	0.43
55:BW:18:ARG:HE	55:BW:18:ARG:HB2	1.46	0.43
55:BW:46:PHE:O	55:BW:50:VAL:HG12	2.19	0.43
55:BW:68:ARG:O	55:BW:109:GLU:HA	2.19	0.43
1:CA:115:G:H1'	1:CA:116:A:N7	2.33	0.43
1:CA:738:C:C5'	6:CF:69:GLU:HB2	2.37	0.43
1:CA:949:A:H2'	1:CA:950:U:O4'	2.19	0.43
1:CA:1058:G:H2'	1:CA:1059:C:C6	2.53	0.43
1:CA:1202:G:O2'	1:CA:1203:C:H5'	2.18	0.43
1:CA:1323:G:H2'	1:CA:1324:A:H8	1.83	0.43

Continued on next page...

Continued from previous page...

Atom-1	Atom-2	Interatomic distance (Å)	Clash overlap (Å)
1:CA:1426:C:O2'	1:CA:1427:U:H5'	2.19	0.43
2:CB:185:ILE:HG22	2:CB:199:TYR:CB	2.46	0.43
3:CC:113:ALA:C	3:CC:115:LEU:N	2.72	0.43
3:CC:120:VAL:O	3:CC:123:GLN:N	2.52	0.43
3:CC:145:GLY:O	3:CC:146:ALA:HB2	2.19	0.43
3:CC:207:VAL:HG12	3:CC:207:VAL:O	2.18	0.43
6:CF:25:ILE:HD13	6:CF:28:ARG:HD2	2.01	0.43
8:CH:12:ARG:HH12	8:CH:27:PRO:CD	2.28	0.43
9:CI:4:TYR:CE2	9:CI:88:TYR:CB	3.01	0.43
10:CJ:51:ARG:H	10:CJ:60:ARG:HA	1.84	0.43
11:CK:38:ASN:HA	11:CK:39:PRO:HD2	1.73	0.43
11:CK:89:ALA:C	11:CK:91:ARG:H	2.22	0.43
11:CK:126:ARG:O	11:CK:127:LYS:C	2.57	0.43
15:CO:29:VAL:HG21	15:CO:81:LEU:HD21	2.01	0.43
17:CQ:41:LYS:HD3	17:CQ:88:TYR:OH	2.18	0.43
19:CS:56:GLN:CG	19:CS:57:HIS:N	2.82	0.43
25:CZ:26:LYS:O	25:CZ:30:LEU:HG	2.18	0.43
30:D4:28:LYS:HD3	30:D4:30:GLU:HB2	1.99	0.43
30:D4:31:ILE:HG22	30:D4:32:TYR:N	2.33	0.43
32:D6:6:ARG:N	32:D6:6:ARG:CD	2.79	0.43
32:D6:51:GLU:HG2	32:D6:52:VAL:N	2.33	0.43
35:D9:14:CYS:HG	35:D9:27:CYS:HG	1.66	0.43
36:DA:661:C:H4'	48:DP:18:ARG:HG2	2.00	0.43
36:DA:893:C:H2'	36:DA:894:C:H6	1.84	0.43
36:DA:928:G:H8	36:DA:928:G:O5'	2.02	0.43
36:DA:1914:C:O2	36:DA:1914:C:O4'	2.34	0.43
36:DA:2330:G:H2'	36:DA:2331:G:O4'	2.19	0.43
36:DA:2743:C:H2'	36:DA:2744:G:O5'	2.19	0.43
38:DC:189:ASN:HA	38:DC:192:ALA:HB3	2.00	0.43
39:DD:33:LEU:C	39:DD:33:LEU:HD23	2.38	0.43
40:DE:9:VAL:CG1	40:DE:25:VAL:O	2.66	0.43
41:DF:132:VAL:HG13	41:DF:133:ASN:H	1.84	0.43
42:DG:83:ARG:O	42:DG:84:LYS:HB2	2.19	0.43
42:DG:141:PHE:HE2	42:DG:155:MET:HE3	1.84	0.43
42:DG:161:THR:HG22	42:DG:162:THR:H	1.73	0.43
43:DH:13:LYS:HB3	43:DH:14:GLY:H	1.72	0.43
44:DI:130:TYR:O	44:DI:135:GLU:HB2	2.19	0.43
47:DO:26:LYS:O	47:DO:27:GLY:O	2.36	0.43
50:DR:101:ALA:O	50:DR:102:GLU:HB2	2.19	0.43
51:DS:103:GLU:O	51:DS:104:GLY:C	2.56	0.43
52:DT:8:LYS:HA	52:DT:11:GLU:OE2	2.19	0.43

Continued on next page...

Continued from previous page...

Atom-1	Atom-2	Interatomic distance (Å)	Clash overlap (Å)
53:DU:70:ARG:NH2	53:DU:75:ASN:HB2	2.34	0.43
54:DV:100:ARG:O	54:DV:100:ARG:HG3	2.19	0.43
57:DY:54:LYS:HB3	57:DY:54:LYS:HZ3	1.79	0.43
58:DZ:28:MET:CB	58:DZ:88:PHE:HB2	2.49	0.43
1:AA:8:A:H5''	5:AE:120:THR:O	2.19	0.43
1:AA:336:C:O2'	1:AA:337:C:H5'	2.19	0.43
1:AA:364:A:H62	12:AL:28:LYS:NZ	2.16	0.43
1:AA:926:G:H22	24:AX:16:A:P	2.42	0.43
2:AB:183:PRO:HA	2:AB:198:ASP:OD2	2.19	0.43
2:AB:235:SER:O	2:AB:237:ALA:N	2.49	0.43
4:AD:78:LEU:O	4:AD:81:GLU:N	2.52	0.43
5:AE:36:ASP:OD2	5:AE:40:ARG:HB2	2.18	0.43
6:AF:100:ASN:ND2	18:AR:23:LYS:NZ	2.66	0.43
7:AG:107:ALA:O	7:AG:110:GLN:HB2	2.19	0.43
8:AH:103:VAL:O	8:AH:105:ARG:N	2.51	0.43
14:AN:4:LYS:O	14:AN:6:LEU:N	2.52	0.43
16:AP:55:ARG:HA	16:AP:55:ARG:HE	1.83	0.43
19:AS:36:ARG:O	19:AS:70:LYS:HB3	2.17	0.43
19:AS:72:GLY:C	19:AS:74:PHE:H	2.22	0.43
24:AX:20:A2M:H4'	24:AX:21:A2M:OP1	2.18	0.43
32:B6:5:VAL:CG1	36:BA:2284:C:OP1	2.67	0.43
32:B6:51:GLU:HG2	32:B6:52:VAL:N	2.34	0.43
36:BA:16:G:O2'	36:BA:17:G:H5'	2.18	0.43
36:BA:156:U:H4'	36:BA:157:U:H5''	2.00	0.43
36:BA:722:A:N3	36:BA:722:A:H2'	2.34	0.43
36:BA:842:G:O2'	36:BA:843:G:H5'	2.19	0.43
36:BA:1048:A:N3	36:BA:1048:A:H2'	2.34	0.43
36:BA:1174:A:H5''	36:BA:1175:U:H5''	2.00	0.43
36:BA:1771:C:H1'	36:BA:1786:A:C8	2.53	0.43
36:BA:1850:G:C6	36:BA:1851:U:C4	3.06	0.43
36:BA:2010:G:H5''	55:BW:42:ARG:HB2	1.99	0.43
36:BA:2099:U:H2'	36:BA:2099:U:O2	2.19	0.43
36:BA:2678:C:H2'	36:BA:2679:A:O4'	2.18	0.43
38:BC:50:ILE:HG22	38:BC:57:GLN:NE2	2.34	0.43
40:BE:76:ARG:O	40:BE:77:ILE:O	2.36	0.43
40:BE:79:ARG:HH11	40:BE:79:ARG:HG2	1.84	0.43
41:BF:22:ALA:CA	41:BF:26:ALA:HB2	2.49	0.43
41:BF:84:VAL:HG12	41:BF:85:GLY:N	2.33	0.43
42:BG:85:GLY:C	42:BG:87:PRO:HD3	2.39	0.43
42:BG:110:ALA:HA	42:BG:140:ILE:O	2.19	0.43
45:BJ:103:UNK:O	45:BJ:104:UNK:C	2.65	0.43

Continued on next page...

Continued from previous page...

Atom-1	Atom-2	Interatomic distance (Å)	Clash overlap (Å)
46:BN:96:GLU:O	46:BN:100:GLU:HG3	2.19	0.43
47:BO:22:ILE:HD13	47:BO:22:ILE:HA	1.70	0.43
48:BP:95:VAL:O	48:BP:95:VAL:CG2	2.66	0.43
50:BR:101:ALA:O	50:BR:102:GLU:HB2	2.19	0.43
51:BS:101:LEU:HD22	51:BS:101:LEU:C	2.39	0.43
51:BS:103:GLU:O	51:BS:104:GLY:C	2.57	0.43
52:BT:23:ARG:C	52:BT:25:GLY:N	2.71	0.43
53:BU:92:ARG:O	53:BU:93:LYS:C	2.57	0.43
56:BX:8:ILE:CD1	56:BX:42:ALA:HB1	2.49	0.43
57:BY:54:LYS:HB3	57:BY:54:LYS:HZ3	1.81	0.43
1:CA:377:G:OP1	16:CP:3:LYS:HD2	2.19	0.43
1:CA:458:C:H2'	1:CA:460:G:H8	1.83	0.43
1:CA:623:C:C4	1:CA:624:C:C5	3.06	0.43
1:CA:683:G:H2'	1:CA:684:A:C8	2.54	0.43
1:CA:836:G:C6	1:CA:851:G:C6	3.07	0.43
1:CA:926:G:H21	59:CX:15:A:H2	1.67	0.43
1:CA:1151:A:N3	10:CJ:39:PRO:HG2	2.34	0.43
1:CA:1492:A:N7	12:CL:47:LYS:O	2.51	0.43
2:CB:216:SER:C	2:CB:218:ALA:H	2.22	0.43
3:CC:33:LEU:HD21	14:CN:53:LEU:HD21	2.01	0.43
3:CC:113:ALA:O	3:CC:115:LEU:N	2.52	0.43
5:CE:13:ILE:HG12	5:CE:30:ALA:HB2	2.00	0.43
6:CF:72:VAL:CG2	6:CF:90:VAL:HG11	2.49	0.43
7:CG:79:ARG:HA	7:CG:83:ALA:O	2.18	0.43
8:CH:7:ALA:HB2	8:CH:85:ARG:HG2	2.00	0.43
8:CH:27:PRO:O	8:CH:32:LYS:CD	2.67	0.43
9:CI:40:LEU:CD2	9:CI:42:ARG:HB3	2.47	0.43
9:CI:114:TYR:H	9:CI:114:TYR:HD1	1.65	0.43
11:CK:54:ARG:O	11:CK:57:THR:CG2	2.57	0.43
15:CO:66:LEU:CD1	15:CO:66:LEU:N	2.81	0.43
25:CY:16:TRP:CE2	25:CY:23:ILE:HG21	2.54	0.43
25:CZ:16:TRP:CZ2	25:CZ:23:ILE:HG13	2.54	0.43
30:D4:50:VAL:O	30:D4:51:ASP:CG	2.58	0.43
31:D5:40:LYS:HZ3	31:D5:46:CYS:N	2.15	0.43
32:D6:7:ILE:HD11	32:D6:29:ASN:ND2	2.34	0.43
34:D8:10:ALA:HB3	34:D8:60:LEU:HD21	2.01	0.43
36:DA:128:C:H2'	36:DA:129:C:C6	2.54	0.43
36:DA:154:G:C6	36:DA:154(A):C:C4	3.07	0.43
36:DA:315:G:H2'	36:DA:316:C:C6	2.54	0.43
36:DA:487:C:C5	36:DA:488:G:N7	2.87	0.43
36:DA:569:U:C4	36:DA:570:G:C6	3.07	0.43

Continued on next page...

Continued from previous page...

Atom-1	Atom-2	Interatomic distance (Å)	Clash overlap (Å)
36:DA:668:G:H3'	36:DA:669:G:H5''	2.00	0.43
36:DA:1168:G:C2	36:DA:1182:A:C2	3.06	0.43
36:DA:1177:A:H5'	36:DA:1178:C:C6	2.54	0.43
36:DA:1503:U:H2'	36:DA:1504:C:H6	1.84	0.43
36:DA:1686:C:H2'	36:DA:1687:G:C5'	2.49	0.43
36:DA:1797:C:H4'	39:DD:257:LEU:O	2.19	0.43
36:DA:1833:U:C4	36:DA:1834:U:C5	3.07	0.43
36:DA:2023:G:H4'	36:DA:2617:C:O3'	2.19	0.43
36:DA:2236:C:H2'	36:DA:2237:G:H5'	2.00	0.43
36:DA:2364:C:H2'	36:DA:2365:G:O4'	2.19	0.43
36:DA:2777:G:H5''	36:DA:2778:A:H5'	2.00	0.43
38:DC:166:ASN:HB3	38:DC:172:ILE:CG1	2.49	0.43
39:DD:35:LYS:HZ2	39:DD:35:LYS:CB	2.27	0.43
39:DD:153:ALA:O	39:DD:154:LYS:HG2	2.19	0.43
40:DE:117:MET:O	40:DE:118:LYS:CB	2.66	0.43
41:DF:169:ASN:OD1	41:DF:169:ASN:O	2.37	0.43
42:DG:66:GLN:O	42:DG:67:LYS:HB2	2.19	0.43
42:DG:139:LEU:HD23	42:DG:152:LEU:HD13	2.00	0.43
44:DI:82:ARG:C	44:DI:89:TYR:HB2	2.39	0.43
47:DO:69:ILE:HD12	47:DO:69:ILE:N	2.34	0.43
48:DP:147:LEU:O	48:DP:148:LEU:CB	2.67	0.43
49:DQ:12:GLN:CG	49:DQ:73:PRO:HD2	2.46	0.43
49:DQ:84:GLY:O	49:DQ:85:LYS:HB2	2.18	0.43
51:DS:13:ARG:HG3	51:DS:14:VAL:N	2.18	0.43
53:DU:58:ARG:O	53:DU:62:ILE:HG13	2.19	0.43
54:DV:59:ALA:HB2	54:DV:96:ILE:HD13	2.00	0.43
55:DW:48:ALA:O	55:DW:51:LEU:N	2.51	0.43
56:DX:35:THR:H	56:DX:38:GLU:HB2	1.84	0.43
57:DY:6:HIS:NE2	57:DY:30:VAL:HG11	2.34	0.43
57:DY:28:LYS:HA	57:DY:39:VAL:H	1.84	0.43
58:DZ:131:ARG:NH1	58:DZ:132:ASN:ND2	2.67	0.43
58:DZ:139:VAL:CG1	58:DZ:141:VAL:HG22	2.49	0.43
58:DZ:183:LEU:O	58:DZ:183:LEU:CD2	2.67	0.43
1:AA:236:G:OP1	17:AQ:40:LYS:NZ	2.46	0.42
1:AA:1452:C:O4'	1:AA:1456:G:N2	2.52	0.42
2:AB:144:ARG:HA	2:AB:147:LYS:HB3	1.99	0.42
2:AB:213:LEU:HD22	2:AB:214:ILE:HD13	2.00	0.42
3:AC:9:GLY:HA2	3:AC:12:LEU:HG	2.00	0.42
3:AC:15:THR:HG22	3:AC:16:ARG:HH12	1.84	0.42
6:AF:100:ASN:HD21	18:AR:23:LYS:HE3	1.84	0.42
7:AG:122:HIS:O	7:AG:126:ASP:OD1	2.37	0.42

Continued on next page...

Continued from previous page...

Atom-1	Atom-2	Interatomic distance (Å)	Clash overlap (Å)
10:AJ:6:ILE:HG22	10:AJ:98:ILE:HG23	2.01	0.42
12:AL:50:SER:HB2	25:AY:44:LYS:CD	2.46	0.42
13:AM:81:LEU:HD22	13:AM:88:ARG:HB2	2.00	0.42
16:AP:15:PRO:HB3	16:AP:17:TYR:HE1	1.84	0.42
27:B1:45:ASN:O	27:B1:46:LEU:C	2.57	0.42
27:B1:80:LEU:C	27:B1:82:LEU:HD13	2.39	0.42
29:B3:36:VAL:HG23	29:B3:36:VAL:O	2.18	0.42
34:B8:37:SER:O	34:B8:38:GLY:C	2.55	0.42
35:B9:33:LYS:O	35:B9:34:GLN:HG3	2.19	0.42
36:BA:158:U:O2	36:BA:158:U:C3'	2.62	0.42
36:BA:487:C:C5	36:BA:488:G:N7	2.87	0.42
36:BA:713:G:H2'	36:BA:714:U:C6	2.54	0.42
36:BA:781:A:H2	36:BA:1776:G:N3	2.17	0.42
36:BA:1433:U:O2	36:BA:1561:G:C2	2.72	0.42
36:BA:2746:U:C2'	36:BA:2747:G:H5'	2.49	0.42
41:BF:114:VAL:HG21	41:BF:202:PHE:CE1	2.54	0.42
41:BF:118:ALA:HA	41:BF:123:LEU:HB3	2.00	0.42
42:BG:39:ILE:CD1	42:BG:60:LEU:HD21	2.48	0.42
47:BO:65:THR:OG1	47:BO:69:ILE:HD11	2.19	0.42
47:BO:120:GLU:HG3	47:BO:121:VAL:H	1.84	0.42
48:BP:95:VAL:CG2	48:BP:125:VAL:HA	2.36	0.42
49:BQ:62:GLY:H	49:BQ:109:VAL:CG2	2.32	0.42
50:BR:56:LYS:NZ	50:BR:90:ARG:O	2.52	0.42
50:BR:113:LEU:HD23	50:BR:113:LEU:N	2.34	0.42
56:BX:71:GLY:C	56:BX:72:LYS:HD2	2.39	0.42
58:BZ:149:SER:HB2	58:BZ:173:ALA:HA	1.99	0.42
1:CA:84:U:O5'	1:CA:84:U:H6	2.02	0.42
1:CA:90:U:OP2	1:CA:91:C:H5'	2.18	0.42
1:CA:403:C:H2'	1:CA:404:U:H6	1.84	0.42
1:CA:495:A:H4'	1:CA:496:A:OP1	2.19	0.42
1:CA:692:U:H2'	1:CA:694:A:OP2	2.19	0.42
1:CA:1346:A:C6	7:CG:10:ARG:NH1	2.87	0.42
1:CA:1370:G:H5''	9:CI:12:GLU:HG3	2.00	0.42
1:CA:1386:G:H2'	1:CA:1387:G:H8	1.83	0.42
2:CB:118:LEU:CD2	2:CB:138:LEU:HD22	2.49	0.42
3:CC:5:ILE:O	3:CC:5:ILE:HD13	2.18	0.42
3:CC:52:LEU:N	3:CC:52:LEU:CD2	2.81	0.42
4:CD:127:THR:HA	4:CD:132:ARG:HA	2.01	0.42
6:CF:71:ARG:HH11	6:CF:71:ARG:HG3	1.83	0.42
9:CI:10:ARG:HD3	9:CI:75:ASP:OD2	2.19	0.42
10:CJ:82:ILE:O	10:CJ:86:MET:SD	2.77	0.42

Continued on next page...

Continued from previous page...

Atom-1	Atom-2	Interatomic distance (Å)	Clash overlap (Å)
12:CL:30:ALA:HA	12:CL:31:PRO:HD3	1.78	0.42
13:CM:81:LEU:HD22	13:CM:88:ARG:HB2	2.01	0.42
16:CP:9:PHE:HB2	16:CP:16:HIS:O	2.18	0.42
16:CP:50:LYS:O	16:CP:51:VAL:HG23	2.18	0.42
25:CZ:47:PRO:HD3	25:CZ:56:TRP:CH2	2.54	0.42
26:D0:17:GLN:CG	26:D0:18:ALA:H	2.32	0.42
26:D0:32:ARG:CZ	36:DA:2353:G:H5''	2.50	0.42
27:D1:50:ARG:HG2	27:D1:59:THR:HG22	2.00	0.42
27:D1:94:LEU:O	27:D1:96:LYS:N	2.52	0.42
34:D8:52:LYS:N	34:D8:52:LYS:CD	2.82	0.42
36:DA:15:G:O2'	36:DA:16:G:H5'	2.19	0.42
36:DA:221:A:N6	36:DA:265:A:H8	2.13	0.42
36:DA:545:C:H2'	36:DA:547:A:C4'	2.49	0.42
36:DA:946:G:H2'	36:DA:947:G:C8	2.53	0.42
36:DA:1141:U:C2'	46:DN:63:THR:HG21	2.43	0.42
36:DA:1351:C:C2	36:DA:1381:G:C2	3.07	0.42
36:DA:1352:U:O2'	36:DA:1353:A:H5'	2.19	0.42
36:DA:1670:C:O2	40:DE:129:HIS:HE1	2.01	0.42
36:DA:1902:C:H2'	36:DA:1903:G:O5'	2.18	0.42
37:DB:28:C:P	51:DS:34:HIS:CE1	3.12	0.42
37:DB:68:C:H2'	37:DB:69:G:O4'	2.19	0.42
40:DE:53:PRO:O	40:DE:54:GLN:O	2.37	0.42
41:DF:22:ALA:CB	41:DF:26:ALA:HB2	2.45	0.42
41:DF:64:ILE:HD12	41:DF:64:ILE:HA	1.83	0.42
42:DG:43:LEU:HD11	42:DG:90:LEU:CD2	2.48	0.42
44:DI:120:ILE:HG22	44:DI:121:LYS:N	2.33	0.42
45:DJ:14:UNK:CA	45:DJ:62:UNK:HA	2.47	0.42
45:DJ:52:UNK:O	45:DJ:53:UNK:C	2.67	0.42
46:DN:38:HIS:CD2	46:DN:38:HIS:H	2.36	0.42
46:DN:94:HIS:HA	46:DN:96:GLU:OE2	2.20	0.42
48:DP:50:ARG:NH1	48:DP:50:ARG:HG2	2.33	0.42
51:DS:101:LEU:HD22	51:DS:101:LEU:C	2.39	0.42
54:DV:6:LYS:H	54:DV:37:VAL:CG2	2.32	0.42
58:DZ:48:PHE:CD1	58:DZ:48:PHE:C	2.92	0.42
58:DZ:129:SER:HB2	58:DZ:130:PRO:HD2	2.01	0.42
1:AA:80:G:H3'	1:AA:81:U:H5'	2.02	0.42
1:AA:250:A:C4'	1:AA:251:G:O5'	2.62	0.42
1:AA:364:A:H2'	1:AA:365:U:O2	2.20	0.42
1:AA:538:G:OP2	12:AL:115:LYS:HG3	2.18	0.42
1:AA:724:G:C2	1:AA:725:G:C8	3.07	0.42
1:AA:1004:A:H62	1:AA:1034:G:H2'	1.82	0.42

Continued on next page...

Continued from previous page...

Atom-1	Atom-2	Interatomic distance (Å)	Clash overlap (Å)
1:AA:1124:G:H1'	10:AJ:38:ILE:HD12	2.01	0.42
1:AA:1164:G:O2'	1:AA:1165:C:H5'	2.19	0.42
1:AA:1351:U:O4	9:AI:118:LYS:HE3	2.19	0.42
2:AB:19:HIS:HD2	2:AB:189:ASP:CB	2.32	0.42
2:AB:90:MET:HA	2:AB:90:MET:HE2	2.00	0.42
3:AC:63:ASN:HA	3:AC:98:ASN:HB3	2.01	0.42
4:AD:14:ARG:HD2	4:AD:59:ARG:HH11	1.83	0.42
5:AE:112:LEU:N	5:AE:112:LEU:HD23	2.34	0.42
11:AK:51:LYS:HE2	11:AK:51:LYS:HB3	1.82	0.42
12:AL:80:HIS:ND1	12:AL:80:HIS:N	2.67	0.42
12:AL:109:GLY:HA3	12:AL:121:GLY:O	2.19	0.42
14:AN:4:LYS:C	14:AN:6:LEU:N	2.72	0.42
19:AS:56:GLN:HG2	19:AS:57:HIS:N	2.34	0.42
20:AT:73:HIS:O	20:AT:74:LYS:O	2.37	0.42
25:AY:56:TRP:O	25:AY:67:VAL:HA	2.18	0.42
27:B1:41:ARG:H	27:B1:41:ARG:HG3	1.66	0.42
30:B4:20:ASN:ND2	30:B4:21:VAL:H	2.16	0.42
33:B7:31:LEU:O	33:B7:35:ARG:HB2	2.18	0.42
36:BA:7:G:H2'	36:BA:8:A:H8	1.82	0.42
36:BA:259:G:N2	36:BA:621:A:C8	2.69	0.42
36:BA:271(C):C:H2'	36:BA:271(D):G:C8	2.54	0.42
36:BA:449:A:C2'	36:BA:450:G:H5'	2.49	0.42
36:BA:947:G:H2'	36:BA:948:G:H8	1.84	0.42
36:BA:1142(A):A:O2'	36:BA:1143:A:H3'	2.18	0.42
36:BA:1967:C:H2'	36:BA:1968:G:H5'	2.00	0.42
36:BA:1983:C:C2'	36:BA:1984:G:H5'	2.50	0.42
36:BA:1998:G:H2'	36:BA:1999:C:H6	1.84	0.42
36:BA:2029:G:H2'	36:BA:2031:A:OP1	2.17	0.42
36:BA:2502:G:H5''	36:BA:2503:A:C5'	2.42	0.42
36:BA:2503:A:H5'	36:BA:2503:A:N3	2.34	0.42
36:BA:2650:U:O2'	36:BA:2651:C:H5'	2.19	0.42
36:BA:2737:G:H2'	36:BA:2738:A:H8	1.84	0.42
36:BA:2777:G:C5'	36:BA:2778:A:H5'	2.49	0.42
36:BA:2875:C:C4'	52:BT:5:ALA:HB2	2.46	0.42
37:BB:13:A:C6	37:BB:70:C:H5'	2.54	0.42
37:BB:20:C:C3'	37:BB:21:G:H5''	2.47	0.42
38:BC:29:LEU:HA	38:BC:32:GLU:HG2	2.01	0.42
39:BD:30:GLU:HB2	39:BD:35:LYS:HG3	2.01	0.42
40:BE:117:MET:HA	40:BE:122:PHE:N	2.33	0.42
41:BF:63:LYS:CE	41:BF:67:GLN:HB2	2.48	0.42
44:BI:102:SER:N	44:BI:109:ILE:HD11	2.34	0.42

Continued on next page...

Continued from previous page...

Atom-1	Atom-2	Interatomic distance (Å)	Clash overlap (Å)
44:BI:111:PRO:HB2	44:BI:112:LYS:CD	2.46	0.42
48:BP:7:ARG:C	48:BP:10:PRO:HD2	2.39	0.42
48:BP:63:PRO:C	48:BP:65:ARG:N	2.72	0.42
51:BS:42:ASP:C	51:BS:44:LYS:H	2.22	0.42
52:BT:19:LEU:HA	52:BT:20:PRO:HD3	1.81	0.42
52:BT:23:ARG:C	52:BT:25:GLY:H	2.22	0.42
52:BT:26:ASP:OD1	52:BT:26:ASP:O	2.37	0.42
52:BT:28:VAL:O	52:BT:29:ARG:CG	2.67	0.42
53:BU:92:ARG:HH11	53:BU:95:LEU:HG	1.84	0.42
54:BV:2:PHE:CB	54:BV:42:GLY:N	2.83	0.42
54:BV:34:GLU:O	54:BV:36:PRO:CD	2.67	0.42
1:CA:135:C:C2'	1:CA:136:C:H5'	2.48	0.42
1:CA:160:A:H1'	1:CA:344:A:C5	2.55	0.42
1:CA:261:U:C5	20:CT:79:ARG:CZ	3.02	0.42
1:CA:658:G:H2'	1:CA:659:U:C6	2.54	0.42
1:CA:1116:C:H2'	1:CA:1117:G:C5'	2.45	0.42
1:CA:1303:C:C2'	1:CA:1304:G:H5'	2.49	0.42
1:CA:1476:G:H2'	1:CA:1477:C:H6	1.83	0.42
2:CB:19:HIS:HD2	2:CB:189:ASP:CB	2.32	0.42
2:CB:63:MET:HG3	2:CB:64:ARG:N	2.34	0.42
2:CB:121:LEU:HD23	2:CB:124:SER:HB3	2.00	0.42
3:CC:63:ASN:HA	3:CC:98:ASN:HB3	2.01	0.42
4:CD:14:ARG:HD2	4:CD:59:ARG:HH11	1.84	0.42
4:CD:60:GLU:OE2	4:CD:198:VAL:HA	2.19	0.42
4:CD:132:ARG:HD2	4:CD:132:ARG:C	2.39	0.42
7:CG:111:ARG:HB3	7:CG:112:PRO:HD2	2.02	0.42
8:CH:97:VAL:HG13	8:CH:98:LYS:N	2.35	0.42
8:CH:103:VAL:O	8:CH:105:ARG:N	2.52	0.42
11:CK:44:SER:O	11:CK:47:VAL:HB	2.19	0.42
11:CK:77:MET:C	11:CK:78:GLN:HG3	2.39	0.42
12:CL:11:VAL:HG21	17:CQ:34:LYS:HD3	2.00	0.42
19:CS:72:GLY:C	19:CS:74:PHE:H	2.22	0.42
20:CT:100:ILE:O	20:CT:100:ILE:HG23	2.19	0.42
21:CU:6:ARG:O	21:CU:7:ARG:CG	2.67	0.42
23:CW:11:A:O2'	23:CW:12:G:H5'	2.19	0.42
23:CW:67:C:O2'	23:CW:68:C:H5'	2.20	0.42
25:CY:64:HIS:C	25:CY:65:ARG:HG2	2.39	0.42
27:D1:16:ASN:HA	27:D1:38:SER:O	2.18	0.42
31:D5:3:LYS:HD2	31:D5:5:PRO:HD2	2.01	0.42
35:D9:22:ARG:HB2	35:D9:24:TYR:HE1	1.84	0.42
36:DA:195:A:C8	36:DA:197:A:OP1	2.72	0.42

Continued on next page...

Continued from previous page...

Atom-1	Atom-2	Interatomic distance (Å)	Clash overlap (Å)
36:DA:860:U:O2'	36:DA:861:A:H5'	2.19	0.42
36:DA:1053:C:O2	36:DA:1106:A:C2	2.72	0.42
36:DA:1558:A:H1'	36:DA:1559:G:OP2	2.18	0.42
36:DA:2149:G:H2'	36:DA:2150:U:O4'	2.19	0.42
36:DA:2153:G:H2'	36:DA:2154:G:C8	2.55	0.42
36:DA:2262:U:H4'	36:DA:2328:A:H2	1.82	0.42
36:DA:2313:C:P	42:DG:71:THR:HG21	2.59	0.42
36:DA:2543:G:H2'	36:DA:2544:G:C8	2.54	0.42
36:DA:2637:U:C4	36:DA:2638:G:C6	3.07	0.42
36:DA:2678:C:H2'	36:DA:2679:A:O4'	2.19	0.42
36:DA:2704:C:H2'	36:DA:2705:A:O4'	2.20	0.42
38:DC:190:ILE:O	38:DC:194:ILE:HG12	2.18	0.42
39:DD:2:ALA:O	39:DD:3:VAL:HB	2.20	0.42
39:DD:69:ARG:C	39:DD:71:ASP:N	2.72	0.42
39:DD:155:LEU:HD12	39:DD:155:LEU:N	2.34	0.42
42:DG:4:ASP:OD1	42:DG:5:VAL:N	2.52	0.42
42:DG:37:VAL:HA	42:DG:159:VAL:N	2.34	0.42
42:DG:82:LEU:O	42:DG:83:ARG:CB	2.66	0.42
44:DI:81:VAL:O	44:DI:143:SER:CB	2.65	0.42
47:DO:120:GLU:CG	47:DO:121:VAL:N	2.82	0.42
50:DR:84:ALA:HB3	50:DR:85:PRO:HD3	2.00	0.42
51:DS:77:ALA:C	51:DS:79:ALA:N	2.70	0.42
52:DT:89:VAL:HG12	52:DT:91:ARG:HG3	2.00	0.42
53:DU:106:PHE:O	53:DU:109:LEU:N	2.52	0.42
57:DY:95:LYS:CE	57:DY:101:LYS:H	2.31	0.42
58:DZ:10:ARG:HD2	58:DZ:36:LYS:CD	2.48	0.42
1:AA:623:C:C4	1:AA:624:C:C5	3.07	0.42
1:AA:1023:G:H2'	1:AA:1023:G:N3	2.34	0.42
1:AA:1208:C:H2'	1:AA:1209:C:C6	2.53	0.42
1:AA:1288:A:H2'	1:AA:1289:A:H8	1.84	0.42
1:AA:1290:G:N2	9:AI:70:LYS:HZ1	2.17	0.42
2:AB:39:ILE:CG2	2:AB:40:HIS:N	2.81	0.42
2:AB:114:ARG:CA	2:AB:117:GLU:HB3	2.49	0.42
2:AB:116:GLU:CA	2:AB:119:GLU:HB2	2.36	0.42
4:AD:24:GLU:O	4:AD:27:TYR:HB2	2.20	0.42
5:AE:69:VAL:O	5:AE:71:LEU:HG	2.19	0.42
6:AF:42:GLU:C	6:AF:44:GLY:N	2.72	0.42
6:AF:43:LEU:H	6:AF:43:LEU:CD1	2.33	0.42
7:AG:26:PHE:HZ	7:AG:120:ILE:CG2	2.33	0.42
7:AG:87:VAL:CG1	7:AG:88:PRO:HD2	2.50	0.42
9:AI:28:VAL:HG12	9:AI:29:ASN:N	2.33	0.42

Continued on next page...

Continued from previous page...

Atom-1	Atom-2	Interatomic distance (Å)	Clash overlap (Å)
10:AJ:38:ILE:HG22	10:AJ:71:LEU:O	2.18	0.42
15:AO:55:GLY:HA2	15:AO:58:MET:CE	2.50	0.42
17:AQ:20:THR:HG21	17:AQ:41:LYS:HD2	2.00	0.42
17:AQ:59:ILE:CG2	17:AQ:71:PHE:HB3	2.50	0.42
18:AR:36:ASN:O	18:AR:38:GLU:N	2.52	0.42
21:AU:8:THR:OG1	21:AU:9:ARG:N	2.52	0.42
23:AW:50:U:H2'	23:AW:51:C:C6	2.55	0.42
25:AY:60:ILE:CG2	25:AY:64:HIS:C	2.87	0.42
27:B1:94:LEU:O	27:B1:95:LEU:HB2	2.20	0.42
30:B4:5:ILE:C	30:B4:6:HIS:CD2	2.92	0.42
34:B8:59:LYS:HD3	48:BP:50:ARG:HB3	2.02	0.42
35:B9:34:GLN:HB3	35:B9:35:ARG:H	1.64	0.42
36:BA:314:A:H2'	36:BA:315:G:C8	2.55	0.42
36:BA:774:A:C2	36:BA:787:U:O2'	2.65	0.42
36:BA:857:C:C4	36:BA:858:U:C5	3.08	0.42
36:BA:947:G:H2'	36:BA:948:G:C8	2.54	0.42
36:BA:1411:C:H2'	36:BA:1412:A:H8	1.82	0.42
36:BA:1487:G:N3	36:BA:1487:G:H2'	2.34	0.42
36:BA:1558:A:H1'	36:BA:1559:G:OP2	2.19	0.42
36:BA:1794:U:H2'	36:BA:1795:C:C6	2.54	0.42
36:BA:2453:A:O2'	36:BA:2454:G:H5'	2.18	0.42
36:BA:2755:C:O2'	36:BA:2756:U:H2'	2.19	0.42
36:BA:2870:C:H2'	36:BA:2871:C:C5'	2.49	0.42
38:BC:14:LYS:HE2	38:BC:14:LYS:HB2	1.85	0.42
39:BD:31:LYS:HB3	39:BD:34:VAL:HG23	2.01	0.42
41:BF:41:LEU:HD11	41:BF:184:TYR:CE1	2.54	0.42
42:BG:16:ARG:CZ	42:BG:31:VAL:HG11	2.50	0.42
42:BG:70:VAL:HG22	42:BG:90:LEU:HD11	2.01	0.42
43:BH:9:ILE:HD11	43:BH:76:VAL:CG2	2.48	0.42
43:BH:37:VAL:CG1	43:BH:38:SER:H	2.31	0.42
46:BN:26:LEU:HG	46:BN:30:ILE:HD11	2.02	0.42
51:BS:71:ARG:HH11	51:BS:71:ARG:HB2	1.84	0.42
52:BT:3:ARG:O	52:BT:4:GLY:C	2.58	0.42
52:BT:78:LEU:HD12	52:BT:79:HIS:HE1	1.83	0.42
53:BU:111:GLU:OE1	53:BU:111:GLU:HA	2.19	0.42
56:BX:12:VAL:HG21	56:BX:17:ALA:HB1	2.00	0.42
56:BX:86:GLY:O	56:BX:87:GLN:O	2.37	0.42
58:BZ:103:ARG:NH2	58:BZ:105:VAL:HA	2.34	0.42
58:BZ:108:PRO:HB2	58:BZ:144:LEU:HB2	2.01	0.42
1:CA:271:C:H2'	1:CA:272:C:C6	2.52	0.42
1:CA:310:G:OP2	16:CP:27:LYS:HE2	2.19	0.42

Continued on next page...

Continued from previous page...

Atom-1	Atom-2	Interatomic distance (Å)	Clash overlap (Å)
1:CA:430:A:C2'	1:CA:431:A:H5'	2.49	0.42
1:CA:552:U:O2	12:CL:31:PRO:HB3	2.18	0.42
1:CA:556:C:C2'	1:CA:557:G:H5'	2.49	0.42
1:CA:779:C:H2'	1:CA:780:A:O4'	2.20	0.42
1:CA:1037:C:H2'	1:CA:1038:C:C5	2.54	0.42
1:CA:1151:A:C4	1:CA:1152:A:N7	2.88	0.42
1:CA:1237:C:C5	1:CA:1336:C:N3	2.88	0.42
1:CA:1353:G:O2'	1:CA:1354:C:H5'	2.19	0.42
1:CA:1452:C:OP2	1:CA:1456:G:C6	2.73	0.42
1:CA:1493:A:C2	59:CX:20:A2M:N7	2.87	0.42
3:CC:129:ALA:HB3	3:CC:132:ARG:HB3	2.01	0.42
4:CD:8:VAL:C	4:CD:10:ARG:N	2.70	0.42
4:CD:110:PHE:CD1	4:CD:110:PHE:N	2.76	0.42
7:CG:27:ILE:HA	7:CG:30:ILE:HG13	2.01	0.42
8:CH:6:ILE:HD12	8:CH:6:ILE:N	2.33	0.42
11:CK:108:ILE:O	18:CR:87:ARG:N	2.51	0.42
12:CL:119:LYS:C	12:CL:120:TYR:HD1	2.22	0.42
13:CM:19:LEU:O	13:CM:22:ILE:HD13	2.19	0.42
16:CP:75:ARG:HG3	16:CP:75:ARG:HH11	1.85	0.42
19:CS:11:VAL:HG21	19:CS:16:LEU:HD11	1.99	0.42
23:CV:8:U:C2	23:CV:15:G:O6	2.73	0.42
23:CV:24:U:O2'	36:DA:1923:U:H5''	2.18	0.42
23:CV:68:C:O2'	23:CV:69:C:H5'	2.19	0.42
25:CZ:43:GLY:O	25:CZ:44:LYS:C	2.58	0.42
26:D0:20:ARG:NH1	36:DA:2357:U:OP1	2.51	0.42
32:D6:19:ARG:HG2	36:DA:2400:G:O5'	2.19	0.42
35:D9:35:ARG:HD3	36:DA:2742:C:OP1	2.19	0.42
36:DA:903:C:O2'	36:DA:904:C:C5'	2.68	0.42
36:DA:1281:G:C2'	36:DA:1282:U:H5'	2.50	0.42
36:DA:1816:G:C8	36:DA:1816:G:C3'	3.02	0.42
36:DA:2328:A:H2'	36:DA:2329:G:C8	2.54	0.42
36:DA:2585:U:O2	36:DA:2585:U:O4'	2.37	0.42
36:DA:2650:U:O2'	36:DA:2651:C:H5'	2.19	0.42
36:DA:2749:A:H4'	43:DH:62:LYS:HB3	2.01	0.42
36:DA:2863:C:H2'	36:DA:2864:G:C8	2.54	0.42
36:DA:2875:C:C4'	52:DT:5:ALA:HB2	2.46	0.42
36:DA:2886:G:H2'	36:DA:2887:U:C6	2.53	0.42
37:DB:28:C:OP1	51:DS:34:HIS:CG	2.72	0.42
37:DB:101:G:H2'	37:DB:102:A:O4'	2.20	0.42
38:DC:26:ALA:O	38:DC:30:VAL:HG23	2.19	0.42
39:DD:153:ALA:C	39:DD:154:LYS:HG2	2.40	0.42

Continued on next page...

Continued from previous page...

Atom-1	Atom-2	Interatomic distance (Å)	Clash overlap (Å)
40:DE:13:ARG:HB3	40:DE:22:PRO:HA	2.01	0.42
40:DE:45:THR:O	40:DE:46:ALA:HB2	2.20	0.42
40:DE:51:PHE:N	40:DE:74:PRO:HG2	2.35	0.42
42:DG:19:LEU:CA	42:DG:22:ARG:HB2	2.37	0.42
42:DG:64:THR:HA	42:DG:102:PHE:HD2	1.84	0.42
43:DH:85:LYS:O	43:DH:132:ARG:HA	2.20	0.42
44:DI:62:LYS:HD2	44:DI:133:HIS:CD2	2.45	0.42
44:DI:88:ILE:CD1	44:DI:142:VAL:HG13	2.49	0.42
46:DN:15:LEU:HB3	46:DN:136:GLU:HA	2.01	0.42
48:DP:41:ARG:NH2	48:DP:45:LEU:HD12	2.32	0.42
48:DP:63:PRO:C	48:DP:65:ARG:N	2.73	0.42
49:DQ:36:ALA:O	49:DQ:99:PRO:HA	2.19	0.42
50:DR:12:ARG:NH1	50:DR:12:ARG:CG	2.81	0.42
51:DS:42:ASP:C	51:DS:44:LYS:H	2.21	0.42
53:DU:96:ALA:C	53:DU:98:LEU:N	2.70	0.42
55:DW:29:LEU:HD21	55:DW:33:ARG:NH2	2.34	0.42
56:DX:12:VAL:HG21	56:DX:17:ALA:HB1	2.00	0.42
56:DX:57:LEU:HD11	56:DX:78:LYS:HG3	1.99	0.42
57:DY:62:GLU:OE2	57:DY:63:LYS:O	2.37	0.42
58:DZ:99:TYR:HA	58:DZ:124:ILE:O	2.20	0.42
58:DZ:108:PRO:CD	58:DZ:141:VAL:HG12	2.43	0.42
1:AA:19:C:O2'	1:AA:20:U:H5'	2.20	0.42
1:AA:322:C:H5	1:AA:328:C:H5	1.67	0.42
1:AA:526:C:OP2	12:AL:91:LYS:HE3	2.20	0.42
1:AA:622:A:C8	1:AA:623:C:C5	3.08	0.42
1:AA:1152:A:H5'	10:AJ:70:ARG:HH22	1.84	0.42
1:AA:1225:A:O2'	19:AS:78:ARG:HD3	2.20	0.42
1:AA:1370:G:H2'	1:AA:1371:G:H8	1.85	0.42
1:AA:1508:G:H2'	1:AA:1509:C:C6	2.54	0.42
2:AB:19:HIS:CD2	2:AB:20:GLU:HG2	2.54	0.42
2:AB:44:LEU:C	2:AB:46:LYS:H	2.21	0.42
6:AF:71:ARG:HG3	6:AF:71:ARG:HH11	1.84	0.42
6:AF:100:ASN:HD21	18:AR:23:LYS:CE	2.32	0.42
7:AG:27:ILE:HA	7:AG:30:ILE:HG13	2.01	0.42
7:AG:60:LYS:HD2	7:AG:60:LYS:HA	1.85	0.42
7:AG:145:ALA:C	7:AG:147:ALA:H	2.21	0.42
8:AH:6:ILE:HD12	8:AH:6:ILE:N	2.33	0.42
8:AH:11:THR:O	8:AH:15:ASN:ND2	2.52	0.42
8:AH:101:PRO:HG2	8:AH:133:LEU:HD11	2.01	0.42
10:AJ:60:ARG:HB2	10:AJ:61:GLU:H	1.66	0.42
13:AM:37:THR:HG21	13:AM:59:TYR:HB2	2.01	0.42

Continued on next page...

Continued from previous page...

Atom-1	Atom-2	Interatomic distance (Å)	Clash overlap (Å)
13:AM:65:LYS:HE2	13:AM:69:GLU:HG3	2.00	0.42
29:B3:2:PRO:O	29:B3:3:ARG:C	2.57	0.42
35:B9:35:ARG:HD3	36:BA:2742:C:OP1	2.18	0.42
36:BA:30:G:C6	36:BA:31:C:C4	3.07	0.42
36:BA:236:C:H2'	36:BA:237:C:C6	2.54	0.42
36:BA:536:A:H2'	36:BA:537:C:C6	2.55	0.42
36:BA:545:C:H2'	36:BA:547:A:C4'	2.50	0.42
36:BA:654(N):G:C2'	36:BA:654(O):G:H5'	2.48	0.42
36:BA:1259:G:O2'	36:BA:1260:G:H5'	2.19	0.42
36:BA:1466:G:H5'	36:BA:1467:C:OP1	2.18	0.42
36:BA:1506:C:O2	36:BA:1506:C:C2'	2.63	0.42
36:BA:1916:A:H5'	36:BA:1917:U:OP2	2.19	0.42
36:BA:1998:G:H4'	36:BA:2724:C:O2'	2.19	0.42
36:BA:2128:C:OP1	38:BC:37:LYS:HG3	2.19	0.42
36:BA:2240:C:O2'	36:BA:2241:A:H5'	2.19	0.42
36:BA:2313:C:H2'	36:BA:2314:C:C6	2.55	0.42
36:BA:2334:G:N3	51:BS:18:ILE:CD1	2.78	0.42
36:BA:2443:C:O2'	36:BA:2444:G:H5'	2.19	0.42
36:BA:2749:A:H4'	43:BH:62:LYS:HB3	2.00	0.42
36:BA:2785:C:H2'	36:BA:2786:U:O4'	2.18	0.42
37:BB:80:U:O2'	37:BB:81:G:H5''	2.19	0.42
38:BC:48:LEU:N	38:BC:48:LEU:CD1	2.80	0.42
40:BE:176:ILE:HG22	40:BE:179:GLU:H	1.83	0.42
42:BG:7:LEU:HD12	42:BG:100:TRP:O	2.19	0.42
42:BG:16:ARG:HH21	42:BG:31:VAL:HG11	1.83	0.42
42:BG:129:GLY:O	42:BG:130:ASN:CG	2.57	0.42
44:BI:40:THR:O	44:BI:44:LEU:HB2	2.20	0.42
46:BN:62:VAL:O	46:BN:62:VAL:HG22	2.18	0.42
47:BO:7:TYR:CZ	47:BO:44:LYS:HG3	2.54	0.42
49:BQ:35:VAL:CG2	49:BQ:36:ALA:N	2.83	0.42
50:BR:11:ASN:OD1	50:BR:11:ASN:C	2.58	0.42
55:BW:14:PRO:O	55:BW:15:ARG:C	2.57	0.42
55:BW:57:ASN:O	55:BW:61:ASN:HB2	2.19	0.42
56:BX:24:GLY:CA	56:BX:82:GLN:HE22	2.33	0.42
58:BZ:23:LYS:HA	58:BZ:40:ASP:HA	2.00	0.42
58:BZ:94:GLU:HB2	58:BZ:95:PRO:HD2	2.02	0.42
58:BZ:107:THR:CG2	58:BZ:111:VAL:HB	2.46	0.42
58:BZ:150:LEU:CD2	58:BZ:150:LEU:N	2.73	0.42
58:BZ:166:SER:OG	58:BZ:167:PRO:CA	2.66	0.42
1:CA:41:G:H2'	1:CA:42:G:H8	1.85	0.42
1:CA:137:C:N4	1:CA:226:G:H1	2.16	0.42

Continued on next page...

Continued from previous page...

Atom-1	Atom-2	Interatomic distance (Å)	Clash overlap (Å)
1:CA:188:C:O4'	20:CT:89:ARG:NH1	2.52	0.42
1:CA:533:A:O2'	1:CA:534:U:H5''	2.19	0.42
1:CA:586:C:H1'	1:CA:878:G:O2'	2.20	0.42
1:CA:725:G:H2'	1:CA:726:C:H6	1.84	0.42
1:CA:860:A:H2'	1:CA:861:G:O4'	2.19	0.42
1:CA:1314:C:OP2	19:CS:6:LYS:HE2	2.20	0.42
1:CA:1446:U:H4'	1:CA:1447:A:C5	2.53	0.42
2:CB:178:ARG:NH2	8:CH:68:ARG:HH22	2.16	0.42
3:CC:141:VAL:HG11	3:CC:202:ILE:HG23	2.00	0.42
4:CD:126:ILE:N	4:CD:126:ILE:CD1	2.80	0.42
4:CD:170:VAL:CG1	4:CD:171:GLY:N	2.82	0.42
4:CD:177:ASP:OD1	4:CD:177:ASP:O	2.38	0.42
6:CF:63:TYR:O	6:CF:65:VAL:N	2.52	0.42
7:CG:122:HIS:O	7:CG:125:MET:N	2.53	0.42
10:CJ:40:LEU:HB2	10:CJ:69:ASN:CB	2.48	0.42
12:CL:110:VAL:HG23	12:CL:120:TYR:HB3	2.00	0.42
16:CP:1:MET:HG2	16:CP:2:VAL:O	2.19	0.42
17:CQ:20:THR:HG21	17:CQ:41:LYS:HD2	2.00	0.42
17:CQ:54:GLY:O	17:CQ:81:ARG:HB2	2.19	0.42
25:CY:28:ASN:HD22	25:CY:29:GLU:N	2.18	0.42
25:CZ:6:SER:CB	25:CZ:9:SER:HB3	2.49	0.42
27:D1:3:LYS:HE3	27:D1:3:LYS:CA	2.41	0.42
28:D2:28:LYS:HB3	28:D2:57:ILE:HD13	2.01	0.42
28:D2:43:GLN:HB3	28:D2:44:LEU:H	1.68	0.42
28:D2:61:LEU:HA	28:D2:61:LEU:HD23	1.73	0.42
36:DA:533:G:H5'	53:DU:24:TYR:CD1	2.55	0.42
36:DA:1042:G:C6	36:DA:1043:C:C4	3.08	0.42
36:DA:1048:A:H2'	36:DA:1048:A:N3	2.35	0.42
36:DA:1493:C:H2'	36:DA:1493:C:O2	2.19	0.42
36:DA:1704:G:H2'	36:DA:1705:G:H8	1.85	0.42
36:DA:2111:C:H1'	36:DA:2118:U:O4'	2.19	0.42
36:DA:2131:G:OP1	36:DA:2133:G:H4'	2.19	0.42
37:DB:31:C:H3'	37:DB:32:C:C5	2.54	0.42
40:DE:37:ARG:O	40:DE:45:THR:HA	2.19	0.42
41:DF:13:SER:HA	41:DF:14:PRO:HD3	1.90	0.42
42:DG:135:LEU:HD21	42:DG:141:PHE:CZ	2.55	0.42
43:DH:45:VAL:O	43:DH:45:VAL:HG12	2.20	0.42
43:DH:91:GLY:HA3	43:DH:160:LYS:HG2	2.01	0.42
44:DI:69:LYS:HA	44:DI:136:VAL:CG1	2.50	0.42
46:DN:12:ARG:O	46:DN:50:ASP:HB3	2.18	0.42
46:DN:88:GLU:O	46:DN:89:LYS:C	2.56	0.42

Continued on next page...

Continued from previous page...

Atom-1	Atom-2	Interatomic distance (Å)	Clash overlap (Å)
51:DS:25:ARG:HH11	51:DS:25:ARG:HB3	1.84	0.42
52:DT:50:ILE:HD11	52:DT:102:ILE:HG12	2.01	0.42
52:DT:76:PHE:HA	52:DT:77:PRO:HD3	1.82	0.42
55:DW:14:PRO:CB	55:DW:18:ARG:HH21	2.32	0.42
1:AA:235:C:H2'	1:AA:236:G:H8	1.84	0.42
1:AA:294:U:H2'	1:AA:295:C:C6	2.52	0.42
1:AA:302:G:N3	1:AA:556:C:H4'	2.35	0.42
1:AA:664:G:P	18:AR:64:ARG:HH11	2.42	0.42
1:AA:764:C:H2'	1:AA:765:G:O4'	2.20	0.42
1:AA:1053:G:O6	1:AA:1199:U:H2'	2.19	0.42
1:AA:1053:G:H3'	1:AA:1054:C:H5'	2.01	0.42
1:AA:1170:A:H2'	1:AA:1171:G:O4'	2.19	0.42
1:AA:1203:C:O2'	1:AA:1204:A:H5'	2.20	0.42
1:AA:1240:U:H3'	1:AA:1241:G:H5'	2.02	0.42
1:AA:1304:G:H3'	1:AA:1305:G:C8	2.54	0.42
1:AA:1502:A:H2'	1:AA:1502:A:N3	2.34	0.42
3:AC:90:GLU:HA	3:AC:93:LYS:CB	2.48	0.42
3:AC:103:VAL:CG1	3:AC:104:GLN:N	2.78	0.42
7:AG:12:LEU:CD1	7:AG:25:ALA:HB2	2.50	0.42
7:AG:37:ASN:C	7:AG:39:ALA:N	2.72	0.42
7:AG:57:GLU:C	7:AG:59:LEU:N	2.73	0.42
7:AG:131:LYS:O	7:AG:131:LYS:HG3	2.20	0.42
9:AI:114:TYR:N	9:AI:114:TYR:CD1	2.80	0.42
10:AJ:33:GLN:H	10:AJ:75:ILE:CD1	2.32	0.42
11:AK:124:LYS:HB3	11:AK:124:LYS:HZ3	1.84	0.42
14:AN:22:THR:HB	14:AN:33:VAL:HG11	2.01	0.42
17:AQ:86:GLU:O	17:AQ:88:TYR:N	2.52	0.42
18:AR:76:LEU:N	18:AR:76:LEU:HD22	2.33	0.42
18:AR:87:ARG:HH11	18:AR:87:ARG:CB	2.32	0.42
19:AS:42:PRO:HG2	30:B4:50:VAL:HB	1.99	0.42
27:B1:6:GLU:OE1	27:B1:61:ARG:N	2.48	0.42
27:B1:51:VAL:CG2	27:B1:74:VAL:HG21	2.44	0.42
28:B2:32:LEU:O	28:B2:35:LEU:HB2	2.20	0.42
32:B6:19:ARG:HG2	36:BA:2400:G:O5'	2.18	0.42
34:B8:16:ILE:O	34:B8:16:ILE:CG2	2.66	0.42
36:BA:145:G:C3'	36:BA:146:G:H5''	2.47	0.42
36:BA:320:A:H2'	41:BF:136:THR:OG1	2.19	0.42
36:BA:1053:C:O2	36:BA:1106:A:C2	2.73	0.42
36:BA:1374:G:H2'	36:BA:1375:C:C6	2.54	0.42
36:BA:1403:C:H5''	36:BA:1471:A:C1'	2.47	0.42
36:BA:1656:C:H2'	36:BA:1657:C:C6	2.54	0.42

Continued on next page...

Continued from previous page...

Atom-1	Atom-2	Interatomic distance (Å)	Clash overlap (Å)
36:BA:1935:G:H1'	36:BA:1964:G:N2	2.34	0.42
36:BA:2012:G:C4'	55:BW:96:ILE:HD11	2.18	0.42
38:BC:40:GLU:O	38:BC:178:LYS:HA	2.19	0.42
38:BC:190:ILE:O	38:BC:194:ILE:HG12	2.20	0.42
39:BD:69:ARG:HD3	39:BD:105:ILE:HD13	2.02	0.42
39:BD:153:ALA:C	39:BD:154:LYS:HG2	2.39	0.42
39:BD:231:HIS:ND1	39:BD:232:PRO:CD	2.82	0.42
40:BE:13:ARG:HB3	40:BE:22:PRO:HA	2.01	0.42
40:BE:72:VAL:O	40:BE:73:GLU:O	2.38	0.42
42:BG:57:ALA:HA	42:BG:90:LEU:HD23	2.01	0.42
43:BH:154:PRO:HA	43:BH:161:GLY:HA3	2.01	0.42
44:BI:8:PRO:HB3	44:BI:14:ASP:N	2.32	0.42
51:BS:88:ASP:OD1	51:BS:89:ARG:N	2.52	0.42
52:BT:91:ARG:HA	52:BT:116:ALA:HA	2.02	0.42
53:BU:85:LYS:C	53:BU:87:GLY:H	2.23	0.42
57:BY:77:PRO:O	57:BY:78:ALA:HB2	2.19	0.42
1:CA:622:A:C8	1:CA:623:C:C5	3.07	0.42
1:CA:626:U:H2'	1:CA:627:G:C8	2.54	0.42
1:CA:883:C:O2'	1:CA:884:U:H5'	2.19	0.42
1:CA:963:G:H21	10:CJ:55:LYS:HZ2	1.68	0.42
1:CA:1318:A:O3'	19:CS:10:PHE:CD2	2.73	0.42
1:CA:1429:C:H4'	36:DA:1703:G:O2'	2.19	0.42
2:CB:121:LEU:HD21	2:CB:126:GLU:HB2	2.01	0.42
2:CB:213:LEU:HD22	2:CB:214:ILE:HD13	2.02	0.42
3:CC:3:ASN:HB2	3:CC:4:LYS:H	1.54	0.42
10:CJ:84:GLN:H	10:CJ:84:GLN:HG3	1.55	0.42
11:CK:56:GLY:O	11:CK:89:ALA:HB3	2.19	0.42
13:CM:48:LEU:HG	13:CM:53:VAL:HG22	2.02	0.42
20:CT:96:GLY:O	20:CT:97:ALA:CB	2.67	0.42
25:CZ:65:ARG:O	25:CZ:65:ARG:CG	2.67	0.42
30:D4:22:ILE:HD11	30:D4:36:CYS:SG	2.59	0.42
34:D8:32:LEU:N	34:D8:32:LEU:CD2	2.82	0.42
36:DA:544:G:H21	36:DA:547:A:H8	1.66	0.42
36:DA:794:G:H2'	36:DA:795:C:C6	2.54	0.42
36:DA:939:G:O2'	36:DA:940:G:H5'	2.20	0.42
36:DA:1639:U:H2'	36:DA:1640:C:C5'	2.48	0.42
36:DA:2008:C:H2'	36:DA:2009:G:H8	1.84	0.42
36:DA:2033:A:H2'	36:DA:2035:G:OP2	2.18	0.42
36:DA:2039:C:H2'	36:DA:2040:C:C6	2.53	0.42
36:DA:2134:A:C2	36:DA:2159:G:H1'	2.53	0.42
39:DD:30:GLU:HB2	39:DD:35:LYS:HG3	2.00	0.42

Continued on next page...

Continued from previous page...

Atom-1	Atom-2	Interatomic distance (Å)	Clash overlap (Å)
39:DD:117:VAL:HG22	39:DD:118:VAL:N	2.30	0.42
39:DD:268:ARG:HH12	39:DD:269:PHE:HE2	1.67	0.42
40:DE:76:ARG:O	40:DE:77:ILE:O	2.38	0.42
41:DF:162:LEU:HD12	41:DF:162:LEU:N	2.35	0.42
42:DG:179:PRO:O	42:DG:180:PHE:O	2.36	0.42
43:DH:54:ARG:O	43:DH:54:ARG:HD2	2.19	0.42
45:DJ:126:UNK:O	45:DJ:130:UNK:N	2.52	0.42
46:DN:5:VAL:O	46:DN:5:VAL:HG13	2.19	0.42
47:DO:91:LEU:HD22	47:DO:91:LEU:N	2.34	0.42
50:DR:103:ARG:HG2	50:DR:103:ARG:HH11	1.83	0.42
51:DS:20:ARG:HG3	51:DS:25:ARG:HD3	2.02	0.42
54:DV:15:GLU:O	54:DV:16:PRO:C	2.58	0.42
57:DY:48:ALA:O	57:DY:59:GLY:HA3	2.19	0.42
58:DZ:99:TYR:CD1	58:DZ:99:TYR:N	2.87	0.42
1:AA:1372:U:OP1	9:AI:72:GLY:N	2.52	0.42
2:AB:105:PHE:O	2:AB:106:LYS:C	2.57	0.42
2:AB:121:LEU:HD21	2:AB:126:GLU:HB2	2.01	0.42
3:AC:47:LEU:HD21	3:AC:68:VAL:CG1	2.30	0.42
4:AD:64:LEU:HB2	4:AD:198:VAL:HG11	2.01	0.42
5:AE:107:ARG:O	5:AE:108:ALA:C	2.57	0.42
5:AE:148:VAL:C	5:AE:150:ARG:H	2.22	0.42
9:AI:17:VAL:CG1	9:AI:81:ILE:HD13	2.49	0.42
10:AJ:4:ILE:HB	10:AJ:74:ILE:HG13	2.01	0.42
12:AL:11:VAL:HG21	17:AQ:34:LYS:HD3	2.02	0.42
12:AL:93:LEU:HA	12:AL:94:PRO:HD3	1.87	0.42
12:AL:117:ARG:NH2	12:AL:124:LYS:CD	2.83	0.42
13:AM:115:LYS:N	13:AM:115:LYS:HD3	2.35	0.42
15:AO:24:SER:O	15:AO:28:GLN:HG3	2.19	0.42
16:AP:9:PHE:HB2	16:AP:16:HIS:O	2.19	0.42
18:AR:36:ASN:HB2	18:AR:40:LEU:CD1	2.50	0.42
22:AV:4:G:HO2'	22:AV:5:G:P	2.42	0.42
30:B4:6:HIS:HB3	30:B4:7:PRO:HD2	2.01	0.42
30:B4:30:GLU:HG3	30:B4:32:TYR:HE1	1.83	0.42
34:B8:36:LYS:O	34:B8:37:SER:C	2.57	0.42
34:B8:39:LYS:HG2	34:B8:43:GLN:HE21	1.84	0.42
36:BA:292:C:O2'	36:BA:293:U:H5'	2.20	0.42
36:BA:1155:A:OP2	53:BU:58:ARG:NH1	2.52	0.42
36:BA:1321:A:H2'	36:BA:1322:A:O4'	2.20	0.42
36:BA:1401:G:H2'	36:BA:1402:C:C6	2.55	0.42
36:BA:2014:A:H2'	36:BA:2015:A:C8	2.55	0.42
36:BA:2283:C:C2'	36:BA:2284:C:H5'	2.49	0.42

Continued on next page...

Continued from previous page...

Atom-1	Atom-2	Interatomic distance (Å)	Clash overlap (Å)
36:BA:2308:G:N7	36:BA:2310:A:C5'	2.83	0.42
36:BA:2580:U:C5'	40:BE:131:ALA:HB2	2.35	0.42
36:BA:2615:U:H2'	36:BA:2616:C:H6	1.82	0.42
36:BA:2715:C:O2'	36:BA:2716:U:H5'	2.18	0.42
36:BA:2749:A:H4'	43:BH:62:LYS:O	2.19	0.42
37:BB:24:G:H1'	37:BB:27:C:H42	1.85	0.42
41:BF:4:VAL:HG11	41:BF:17:ARG:NH1	2.34	0.42
41:BF:101:LEU:HD12	41:BF:101:LEU:HA	1.89	0.42
42:BG:88:ILE:HG22	42:BG:89:GLY:H	1.85	0.42
42:BG:91:ARG:C	42:BG:91:ARG:CD	2.87	0.42
42:BG:163:ALA:HB1	42:BG:168:GLU:HB2	2.02	0.42
48:BP:41:ARG:NH1	48:BP:41:ARG:CB	2.82	0.42
52:BT:25:GLY:HA2	52:BT:92:GLY:HA2	1.97	0.42
52:BT:107:ASP:H	52:BT:110:ILE:HG12	1.85	0.42
55:BW:1:MET:HE3	55:BW:2:GLU:H	1.84	0.42
55:BW:29:LEU:CD2	55:BW:33:ARG:HH21	2.31	0.42
58:BZ:132:ASN:C	58:BZ:133:ILE:HD13	2.40	0.42
58:BZ:156:LYS:O	58:BZ:158:PRO:HD3	2.20	0.42
1:CA:869:G:H8	1:CA:869:G:O5'	2.02	0.42
1:CA:930:C:H2'	1:CA:931:C:H5'	2.02	0.42
1:CA:1004:A:H8	1:CA:1036:G:O6	2.03	0.42
1:CA:1310:G:O2'	1:CA:1311:G:H5'	2.20	0.42
1:CA:1375:A:H2'	1:CA:1376:U:C6	2.55	0.42
1:CA:1523:G:C6	1:CA:1524:C:C4	3.08	0.42
2:CB:9:GLU:O	2:CB:12:GLU:HG3	2.18	0.42
2:CB:23:ARG:O	2:CB:23:ARG:CG	2.67	0.42
2:CB:220:ASP:O	2:CB:222:ILE:N	2.52	0.42
3:CC:16:ARG:HH11	3:CC:16:ARG:CA	2.31	0.42
6:CF:25:ILE:C	6:CF:27:GLN:N	2.73	0.42
8:CH:86:ILE:O	8:CH:88:LYS:HG3	2.20	0.42
8:CH:120:THR:HG23	8:CH:123:GLU:OE1	2.19	0.42
10:CJ:100:THR:CG2	10:CJ:101:VAL:N	2.82	0.42
13:CM:40:ASN:HA	13:CM:41:PRO:HD3	1.85	0.42
23:CW:9:G:H5'	23:CW:46:G:C4'	2.49	0.42
25:CY:11:ASP:O	25:CY:14:LEU:HD12	2.19	0.42
25:CY:34:THR:O	25:CY:37:THR:N	2.53	0.42
27:D1:57:GLU:C	27:D1:58:ILE:HG23	2.40	0.42
28:D2:28:LYS:HB3	28:D2:57:ILE:HD11	2.01	0.42
33:D7:8:ASN:HD21	33:D7:10:ARG:HB3	1.84	0.42
34:D8:59:LYS:HD3	48:DP:50:ARG:HB3	2.01	0.42
36:DA:6:A:O2'	46:DN:130:HIS:HB3	2.20	0.42

Continued on next page...

Continued from previous page...

Atom-1	Atom-2	Interatomic distance (Å)	Clash overlap (Å)
36:DA:83:G:N2	36:DA:84:A:N6	2.67	0.42
36:DA:1417:C:H2'	36:DA:1418:G:C5'	2.49	0.42
36:DA:1680:U:H2'	36:DA:1681:G:O4'	2.20	0.42
36:DA:1834:U:O2	36:DA:1834:U:H2'	2.19	0.42
36:DA:2014:A:H2'	36:DA:2015:A:C8	2.55	0.42
36:DA:2096:U:H2'	36:DA:2097:C:H6	1.81	0.42
36:DA:2516:G:C5	36:DA:2517:C:C4	3.07	0.42
36:DA:2801(A):A:H4'	36:DA:2802:G:C2'	2.47	0.42
38:DC:50:ILE:HG22	38:DC:57:GLN:NE2	2.34	0.42
39:DD:35:LYS:HD3	39:DD:61:LEU:CB	2.49	0.42
39:DD:35:LYS:HD3	39:DD:61:LEU:CG	2.50	0.42
39:DD:57:GLY:O	39:DD:58:HIS:O	2.37	0.42
40:DE:109:LYS:HB2	40:DE:111:ARG:HH12	1.85	0.42
42:DG:92:VAL:O	42:DG:92:VAL:HG13	2.19	0.42
43:DH:56:SER:HB2	43:DH:61:HIS:ND1	2.35	0.42
44:DI:93:THR:H	44:DI:97:ILE:HG13	1.84	0.42
45:DJ:97:UNK:O	45:DJ:98:UNK:C	2.67	0.42
46:DN:16:ILE:O	46:DN:54:VAL:HA	2.20	0.42
46:DN:38:HIS:HE1	46:DN:50:ASP:OD2	2.02	0.42
46:DN:65:LYS:O	46:DN:69:GLN:HG2	2.20	0.42
46:DN:128:HIS:HD2	46:DN:130:HIS:O	2.03	0.42
47:DO:8:LEU:HB2	47:DO:19:ILE:HG13	2.00	0.42
48:DP:57:THR:HB	48:DP:59:LEU:H	1.84	0.42
48:DP:57:THR:HB	48:DP:59:LEU:HB3	2.01	0.42
51:DS:24:LEU:HB3	51:DS:85:VAL:HB	2.02	0.42
52:DT:11:GLU:CD	52:DT:11:GLU:H	2.23	0.42
52:DT:12:SER:C	52:DT:14:TYR:H	2.23	0.42
54:DV:29:PRO:O	54:DV:61:VAL:HG13	2.20	0.42
55:DW:12:ILE:HD13	55:DW:17:VAL:CG2	2.46	0.42
57:DY:28:LYS:O	57:DY:38:ILE:CB	2.66	0.42
58:DZ:18:LEU:O	58:DZ:21:ALA:HB3	2.19	0.42
1:AA:179:A:H2'	1:AA:180:U:H6	1.82	0.42
1:AA:328:C:HO2'	1:AA:329:A:P	2.42	0.42
1:AA:422:C:H1'	1:AA:423:G:N2	2.34	0.42
1:AA:424:G:C2	1:AA:425:G:C8	3.08	0.42
1:AA:663:A:O2'	1:AA:664:G:H5'	2.20	0.42
1:AA:706:A:O4'	11:AK:29:ILE:HD13	2.19	0.42
1:AA:805:C:C4	1:AA:806:C:H5	2.38	0.42
1:AA:1366:C:C5	1:AA:1367:C:H5	2.37	0.42
1:AA:1491:G:C3'	1:AA:1492:A:H5''	2.50	0.42
2:AB:168:THR:HG21	2:AB:192:SER:HA	2.01	0.42

Continued on next page...

Continued from previous page...

Atom-1	Atom-2	Interatomic distance (Å)	Clash overlap (Å)
2:AB:208:ILE:H	2:AB:208:ILE:HG13	1.64	0.42
3:AC:5:ILE:HD13	3:AC:5:ILE:O	2.19	0.42
3:AC:113:ALA:C	3:AC:115:LEU:N	2.73	0.42
4:AD:64:LEU:HD12	4:AD:64:LEU:O	2.20	0.42
4:AD:170:VAL:HG12	4:AD:174:LEU:HB2	2.00	0.42
5:AE:101:ILE:HD13	5:AE:101:ILE:N	2.29	0.42
5:AE:127:ASN:HA	5:AE:128:PRO:HD3	1.96	0.42
6:AF:7:ASN:C	6:AF:8:ILE:HG13	2.40	0.42
9:AI:79:LEU:O	9:AI:83:ARG:HB2	2.19	0.42
11:AK:15:ALA:HA	11:AK:77:MET:HA	2.02	0.42
11:AK:21:ILE:HG13	11:AK:30:VAL:CG1	2.48	0.42
11:AK:126:ARG:O	11:AK:127:LYS:C	2.58	0.42
13:AM:7:VAL:HG23	42:BG:115:ARG:HG2	1.99	0.42
13:AM:91:ARG:HH21	13:AM:97:PRO:HG2	1.85	0.42
20:AT:54:LYS:NZ	20:AT:54:LYS:HB2	2.35	0.42
22:AV:53:G:C5	22:AV:54:5MU:H72	2.54	0.42
23:AW:40:C:H6	23:AW:40:C:O5'	2.02	0.42
25:AZ:145:PRO:HB2	25:AZ:168:TYR:OH	2.18	0.42
26:B0:11:ARG:HH11	26:B0:11:ARG:CB	2.32	0.42
26:B0:17:GLN:HG3	26:B0:18:ALA:N	2.32	0.42
34:B8:61:LEU:CA	34:B8:63:PRO:HD2	2.50	0.42
36:BA:312:G:H5'	36:BA:331:A:O2'	2.20	0.42
36:BA:332:A:H4'	36:BA:333:G:OP1	2.18	0.42
36:BA:673:C:H5''	41:BF:81:PRO:HD2	2.02	0.42
36:BA:875:G:H2'	36:BA:876:C:H6	1.85	0.42
36:BA:1045:A:H5'	36:BA:1045:A:N3	2.34	0.42
36:BA:1657:C:O2'	36:BA:1658:C:H5'	2.19	0.42
36:BA:1902:C:H2'	36:BA:1903:G:O5'	2.20	0.42
36:BA:1906:G:O2'	36:BA:1907:G:H5'	2.20	0.42
36:BA:2364:C:H2'	36:BA:2365:G:O4'	2.20	0.42
36:BA:2738:A:C2	36:BA:2739:U:H1'	2.55	0.42
36:BA:2780:G:OP1	46:BN:118:LYS:HE2	2.20	0.42
36:BA:2811:G:H4'	40:BE:61:ARG:HH21	1.84	0.42
36:BA:2886:G:H2'	36:BA:2887:U:C6	2.54	0.42
38:BC:26:ALA:O	38:BC:30:VAL:HG23	2.20	0.42
38:BC:226:ASN:ND2	38:BC:229:SER:H	2.16	0.42
39:BD:118:VAL:CG2	39:BD:119:ALA:H	2.31	0.42
39:BD:267:SER:O	39:BD:268:ARG:HB3	2.20	0.42
40:BE:47:VAL:HG22	40:BE:49:LEU:HD23	2.00	0.42
41:BF:162:LEU:HD12	41:BF:162:LEU:N	2.34	0.42
42:BG:72:ARG:HA	42:BG:87:PRO:HG2	2.02	0.42

Continued on next page...

Continued from previous page...

Atom-1	Atom-2	Interatomic distance (Å)	Clash overlap (Å)
43:BH:147:ASN:HD22	43:BH:147:ASN:HA	1.63	0.42
44:BI:98:ALA:O	44:BI:109:ILE:CG1	2.68	0.42
46:BN:108:PRO:O	46:BN:113:GLY:HA3	2.20	0.42
49:BQ:61:GLY:O	49:BQ:62:GLY:O	2.38	0.42
49:BQ:70:PRO:HA	49:BQ:95:ALA:HB2	2.01	0.42
50:BR:52:ILE:CG2	50:BR:94:TYR:CD2	3.02	0.42
53:BU:91:ASP:O	53:BU:92:ARG:O	2.38	0.42
57:BY:41:GLY:O	57:BY:42:VAL:O	2.38	0.42
1:CA:44:G:OP2	16:CP:12:LYS:HE3	2.19	0.42
1:CA:163:C:O2'	1:CA:164:U:H5'	2.19	0.42
1:CA:663:A:O3'	18:CR:64:ARG:NH2	2.52	0.42
1:CA:1004:A:H2'	1:CA:1037:C:O2	2.18	0.42
1:CA:1346:A:H61	1:CA:1374:A:H3'	1.84	0.42
1:CA:1495:U:H5'	1:CA:1495:U:H6	1.84	0.42
2:CB:47:THR:HA	2:CB:202:PRO:HG2	2.00	0.42
2:CB:109:SER:C	2:CB:111:ARG:H	2.22	0.42
2:CB:168:THR:HG21	2:CB:192:SER:HA	2.02	0.42
2:CB:177:ALA:O	2:CB:180:LEU:N	2.53	0.42
3:CC:53:ALA:HB2	3:CC:115:LEU:HG	2.02	0.42
3:CC:113:ALA:C	3:CC:115:LEU:H	2.23	0.42
4:CD:153:ARG:O	4:CD:181:MET:HE1	2.19	0.42
5:CE:101:ILE:HD13	5:CE:101:ILE:N	2.30	0.42
7:CG:69:VAL:CG1	7:CG:100:ALA:HA	2.50	0.42
8:CH:69:ARG:NE	8:CH:75:ARG:O	2.53	0.42
8:CH:103:VAL:HG21	8:CH:110:ALA:HB2	2.01	0.42
9:CI:65:VAL:HG22	9:CI:66:ARG:N	2.34	0.42
11:CK:36:ASP:HB2	11:CK:38:ASN:ND2	2.35	0.42
12:CL:119:LYS:O	12:CL:120:TYR:HD1	2.03	0.42
23:CW:19:G:N2	23:CW:57:A:N3	2.68	0.42
25:CY:45:PRO:HG3	25:CY:58:ARG:HH11	1.75	0.42
25:CZ:6:SER:H	25:CZ:9:SER:HB3	1.84	0.42
25:CZ:65:ARG:HH11	25:CZ:65:ARG:HB3	1.85	0.42
27:D1:91:LYS:O	27:D1:92:LYS:C	2.58	0.42
29:D3:39:ASP:O	29:D3:40:THR:C	2.58	0.42
30:D4:6:HIS:CD2	30:D4:6:HIS:N	2.86	0.42
31:D5:3:LYS:NZ	36:DA:2613:U:C2'	2.83	0.42
32:D6:41:PRO:HD3	32:D6:47:THR:CG2	2.48	0.42
34:D8:63:PRO:O	34:D8:64:TYR:O	2.38	0.42
36:DA:534:U:H2'	36:DA:535:C:C6	2.55	0.42
36:DA:855:G:H2'	36:DA:856:C:H6	1.85	0.42
36:DA:973:A:O4'	36:DA:1188:U:C6	2.72	0.42

Continued on next page...

Continued from previous page...

Atom-1	Atom-2	Interatomic distance (Å)	Clash overlap (Å)
36:DA:1155:A:OP2	53:DU:58:ARG:NH1	2.52	0.42
36:DA:1354:A:C8	36:DA:1355:G:C8	3.08	0.42
36:DA:1577:C:H2'	36:DA:1578:U:O4'	2.19	0.42
36:DA:1623:G:O2'	36:DA:1624:G:H5'	2.19	0.42
36:DA:1625:C:C2'	36:DA:1626:G:H5'	2.50	0.42
36:DA:1952:A:C5	47:DO:22:ILE:CD1	3.03	0.42
36:DA:2094:G:C2	36:DA:2196:C:C2	3.08	0.42
36:DA:2780:G:OP1	46:DN:118:LYS:HE2	2.19	0.42
37:DB:24:G:H1'	37:DB:27:C:H42	1.85	0.42
38:DC:30:VAL:CG1	38:DC:42:VAL:CG2	2.98	0.42
38:DC:201:LYS:HG3	38:DC:209:PHE:CE1	2.55	0.42
40:DE:66:HIS:O	40:DE:66:HIS:CD2	2.73	0.42
41:DF:32:LEU:HD23	41:DF:32:LEU:C	2.40	0.42
43:DH:158:HIS:CE1	43:DH:168:PRO:HB2	2.55	0.42
45:DJ:63:UNK:C	45:DJ:65:UNK:N	2.81	0.42
48:DP:93:GLY:O	48:DP:123:LEU:HB2	2.20	0.42
51:DS:25:ARG:HB3	51:DS:25:ARG:NH1	2.35	0.42
51:DS:71:ARG:HB2	51:DS:71:ARG:HH11	1.84	0.42
51:DS:83:LYS:HB3	51:DS:83:LYS:HE2	1.78	0.42
52:DT:57:PHE:O	52:DT:59:THR:HG22	2.20	0.42
54:DV:25:LEU:HD23	54:DV:25:LEU:HA	1.82	0.42
54:DV:58:VAL:O	54:DV:97:LYS:HB2	2.19	0.42
55:DW:64:MET:O	55:DW:65:LEU:CB	2.61	0.42
56:DX:39:ILE:O	56:DX:40:LYS:O	2.37	0.42
57:DY:2:ARG:N	57:DY:5:MET:HG3	2.35	0.42
58:DZ:18:LEU:HB3	58:DZ:23:LYS:HB2	2.02	0.42
58:DZ:18:LEU:CA	58:DZ:23:LYS:HG3	2.50	0.42
58:DZ:133:ILE:O	58:DZ:133:ILE:HG22	2.19	0.42
1:AA:664:G:OP1	18:AR:64:ARG:NH1	2.37	0.42
1:AA:1080:A:H5'	5:AE:14:ARG:HH21	1.83	0.42
1:AA:1293:G:O2'	1:AA:1294:G:P	2.78	0.42
1:AA:1370:G:H5''	9:AI:12:GLU:HG3	2.01	0.42
1:AA:1442:G:C6	1:AA:1442(B):A:H2	2.38	0.42
2:AB:69:LEU:HD12	2:AB:69:LEU:C	2.40	0.42
2:AB:103:THR:HG23	2:AB:176:GLU:OE1	2.19	0.42
2:AB:118:LEU:CD2	2:AB:138:LEU:HD22	2.50	0.42
2:AB:187:LEU:HD13	2:AB:187:LEU:O	2.19	0.42
3:AC:59:ARG:NH1	3:AC:97:LYS:NZ	2.67	0.42
3:AC:67:THR:HG22	3:AC:69:HIS:HD2	1.85	0.42
3:AC:92:ALA:HA	3:AC:99:VAL:HG11	2.01	0.42
3:AC:114:PRO:HA	3:AC:185:GLY:HA3	2.02	0.42

Continued on next page...

Continued from previous page...

Atom-1	Atom-2	Interatomic distance (Å)	Clash overlap (Å)
3:AC:134:ILE:HG22	3:AC:168:ALA:HB3	2.01	0.42
6:AF:72:VAL:CG2	6:AF:90:VAL:HG11	2.49	0.42
7:AG:129:GLU:OE2	7:AG:131:LYS:HE2	2.19	0.42
16:AP:20:VAL:HG22	16:AP:21:VAL:N	2.34	0.42
16:AP:60:LEU:HD23	16:AP:64:ALA:O	2.20	0.42
20:AT:14:LYS:O	20:AT:18:GLN:HG3	2.20	0.42
24:AX:14:A:C5'	24:AX:14:A:N3	2.76	0.42
24:AX:14:A:H2'	24:AX:15:A:H5'	2.01	0.42
25:AY:39:PHE:HD2	25:AY:56:TRP:CZ2	2.38	0.42
25:AZ:131:ILE:O	25:AZ:134:THR:HG22	2.20	0.42
26:B0:60:PHE:N	26:B0:60:PHE:HD1	2.17	0.42
27:B1:12:PRO:HG3	36:BA:1365:A:H5'	2.01	0.42
30:B4:13:ARG:HB3	30:B4:23:GLU:HG3	2.02	0.42
35:B9:19:ARG:NH1	36:BA:2755:C:C4	2.87	0.42
36:BA:610:G:H2'	36:BA:611:C:C6	2.55	0.42
36:BA:1141:U:C2'	46:BN:63:THR:HG21	2.46	0.42
36:BA:1155:A:P	53:BU:55:ARG:HD2	2.60	0.42
36:BA:1241:A:C2'	36:BA:1242:A:H5'	2.49	0.42
36:BA:1467:C:C5	36:BA:1546:C:H2'	2.54	0.42
36:BA:1488:G:H2'	36:BA:1488:G:N3	2.35	0.42
36:BA:2039:C:H2'	36:BA:2040:C:C6	2.55	0.42
36:BA:2062:A:C2'	36:BA:2063:C:C5'	2.97	0.42
36:BA:2200:C:H5'	36:BA:2201:C:OP2	2.20	0.42
36:BA:2475:C:H2'	36:BA:2477:C:OP1	2.19	0.42
36:BA:2516:G:C5	36:BA:2517:C:C4	3.08	0.42
37:BB:64:C:H2'	37:BB:65:C:C6	2.55	0.42
39:BD:18:VAL:HG12	39:BD:19:ALA:O	2.20	0.42
39:BD:206:LEU:HD23	39:BD:206:LEU:HA	1.75	0.42
40:BE:33:VAL:HG23	40:BE:47:VAL:CG2	2.49	0.42
43:BH:67:LEU:O	43:BH:67:LEU:HG	2.20	0.42
43:BH:70:THR:C	43:BH:72:ILE:H	2.22	0.42
44:BI:6:LEU:O	44:BI:8:PRO:N	2.53	0.42
44:BI:8:PRO:CA	44:BI:14:ASP:H	2.33	0.42
44:BI:118:LYS:NZ	44:BI:119:PRO:O	2.53	0.42
46:BN:38:HIS:HD2	46:BN:39:ARG:N	2.18	0.42
50:BR:104:ARG:O	50:BR:106:GLY:N	2.52	0.42
52:BT:50:ILE:HD11	52:BT:102:ILE:HG12	2.01	0.42
52:BT:60:THR:HG22	52:BT:77:PRO:HA	2.02	0.42
52:BT:112:ARG:NH1	52:BT:112:ARG:CB	2.83	0.42
53:BU:57:PHE:O	53:BU:58:ARG:C	2.58	0.42
54:BV:52:VAL:HG22	54:BV:52:VAL:O	2.19	0.42

Continued on next page...

Continued from previous page...

Atom-1	Atom-2	Interatomic distance (Å)	Clash overlap (Å)
55:BW:39:THR:O	55:BW:39:THR:HG22	2.20	0.42
55:BW:90:ARG:HG3	55:BW:90:ARG:NH1	2.34	0.42
56:BX:14:SER:O	56:BX:15:GLU:C	2.58	0.42
57:BY:6:HIS:NE2	57:BY:30:VAL:HG11	2.35	0.42
57:BY:62:GLU:OE2	57:BY:63:LYS:O	2.38	0.42
58:BZ:151:HIS:HB3	58:BZ:170:THR:HA	2.02	0.42
1:CA:78:G:N2	1:CA:91:C:N3	2.67	0.42
1:CA:375:U:C2	1:CA:376:G:C8	3.07	0.42
1:CA:539:A:H2'	1:CA:540:G:C8	2.55	0.42
1:CA:624:C:H2'	1:CA:625:G:H8	1.85	0.42
1:CA:792:A:H4'	1:CA:793:U:O5'	2.20	0.42
1:CA:1023:G:H2'	1:CA:1023:G:N3	2.34	0.42
1:CA:1493:A:C4	59:CX:20:A2M:H8	2.53	0.42
1:CA:1497:G:O2'	1:CA:1498:U:H5'	2.20	0.42
2:CB:36:ARG:H	2:CB:41:ILE:CD1	2.33	0.42
2:CB:49:GLU:O	2:CB:52:GLU:HB3	2.19	0.42
2:CB:164:VAL:HG22	2:CB:186:ALA:HB2	2.01	0.42
2:CB:171:ALA:O	2:CB:175:ARG:HB2	2.19	0.42
3:CC:16:ARG:HB2	3:CC:16:ARG:CZ	2.50	0.42
4:CD:64:LEU:HB2	4:CD:198:VAL:HG11	2.01	0.42
5:CE:43:LEU:HD22	5:CE:136:MET:CG	2.49	0.42
5:CE:51:VAL:CB	5:CE:52:PRO:HD3	2.50	0.42
10:CJ:86:MET:O	10:CJ:86:MET:HG2	2.19	0.42
11:CK:92:GLU:OE2	11:CK:95:ILE:HD12	2.20	0.42
14:CN:37:PHE:CE1	14:CN:53:LEU:HD22	2.55	0.42
25:CY:48:LEU:HB3	25:CY:52:LEU:HB2	2.00	0.42
25:CY:61:THR:O	25:CY:62:GLU:HB2	2.20	0.42
27:D1:68:PRO:HG2	27:D1:69:LYS:H	1.83	0.42
36:DA:7:G:H2'	36:DA:8:A:H8	1.82	0.42
36:DA:145:G:C3'	36:DA:146:G:H5''	2.48	0.42
36:DA:1140:C:H1'	36:DA:1143:A:N3	2.35	0.42
36:DA:2128:C:C2'	36:DA:2129:C:H5'	2.50	0.42
36:DA:2199:A:H3'	36:DA:2200:C:C6	2.50	0.42
36:DA:2275:C:H5'	36:DA:2275:C:H6	1.84	0.42
36:DA:2852:G:O2'	36:DA:2853:C:H5'	2.20	0.42
37:DB:29:A:C5	37:DB:30:C:C4	3.08	0.42
37:DB:92:C:O2'	37:DB:93:G:H5'	2.19	0.42
39:DD:170:GLY:C	39:DD:172:TYR:H	2.23	0.42
39:DD:231:HIS:ND1	39:DD:232:PRO:HD2	2.34	0.42
40:DE:55:ASN:HD22	40:DE:55:ASN:HA	1.58	0.42
41:DF:118:ALA:HA	41:DF:123:LEU:HB3	2.02	0.42

Continued on next page...

Continued from previous page...

Atom-1	Atom-2	Interatomic distance (Å)	Clash overlap (Å)
42:DG:47:LYS:CG	42:DG:48:GLU:H	2.24	0.42
43:DH:68:THR:C	43:DH:70:THR:H	2.22	0.42
46:DN:3:THR:HG22	46:DN:5:VAL:HB	2.02	0.42
48:DP:16:ARG:HG3	48:DP:17:LYS:N	2.34	0.42
49:DQ:66:ILE:O	49:DQ:66:ILE:HG13	2.20	0.42
49:DQ:132:VAL:CG1	58:DZ:81:ARG:HH21	2.29	0.42
53:DU:53:ARG:HA	53:DU:56:ASP:OD2	2.20	0.42
58:DZ:29:TYR:N	58:DZ:88:PHE:O	2.53	0.42
58:DZ:97:GLU:O	58:DZ:98:MET:CB	2.63	0.42
1:AA:177:C:H2'	1:AA:178:C:C6	2.55	0.42
1:AA:232:G:H1'	1:AA:262:A:N1	2.34	0.42
1:AA:773:G:O2'	1:AA:774:G:H5'	2.20	0.42
1:AA:950:U:O4	13:AM:105:THR:HG21	2.20	0.42
1:AA:983:A:O2'	1:AA:1049:U:O2'	2.35	0.42
1:AA:1189:C:O3'	3:AC:5:ILE:HD12	2.19	0.42
2:AB:171:ALA:O	2:AB:175:ARG:HB2	2.20	0.42
3:AC:53:ALA:HB2	3:AC:115:LEU:HG	2.02	0.42
3:AC:145:GLY:O	3:AC:146:ALA:HB2	2.20	0.42
4:AD:60:GLU:OE2	4:AD:198:VAL:HA	2.20	0.42
4:AD:98:GLU:HG3	4:AD:103:ASN:HD21	1.84	0.42
5:AE:51:VAL:CB	5:AE:52:PRO:HD3	2.49	0.42
8:AH:29:SER:HB3	8:AH:32:LYS:HB2	2.02	0.42
8:AH:82:HIS:HB3	8:AH:138:TRP:CE2	2.55	0.42
11:AK:79:SER:HA	11:AK:104:GLN:HB3	2.02	0.42
12:AL:105:TYR:C	12:AL:107:ALA:H	2.23	0.42
17:AQ:33:GLY:O	17:AQ:34:LYS:O	2.38	0.42
17:AQ:61:GLU:HA	17:AQ:71:PHE:CE1	2.55	0.42
17:AQ:85:VAL:O	17:AQ:88:TYR:HB3	2.20	0.42
19:AS:64:GLU:CG	19:AS:65:ASN:N	2.83	0.42
31:B5:51:TYR:CZ	31:B5:52:TYR:HD2	2.38	0.42
32:B6:37:ARG:HH21	36:BA:2286:A:H62	1.66	0.42
36:BA:308:G:O2'	57:BY:19:LYS:HE3	2.20	0.42
36:BA:576:U:H2'	36:BA:577:G:C8	2.55	0.42
36:BA:900:A:H3'	36:BA:901:A:H8	1.85	0.42
36:BA:927:G:H5'	36:BA:928:G:OP2	2.20	0.42
36:BA:971:C:H2'	36:BA:972:G:H5'	2.02	0.42
36:BA:1014:U:O2'	36:BA:1015:G:C5'	2.68	0.42
36:BA:1053:C:O2	36:BA:1106:A:N3	2.52	0.42
36:BA:1232:G:H2'	36:BA:1233:C:H6	1.85	0.42
36:BA:1494:A:OP1	36:BA:1494:A:H4'	2.20	0.42
36:BA:1501:C:H5''	36:BA:1501:C:H6	1.85	0.42

Continued on next page...

Continued from previous page...

Atom-1	Atom-2	Interatomic distance (Å)	Clash overlap (Å)
36:BA:1637:A:H4'	36:BA:2711:A:O2'	2.19	0.42
36:BA:1841:U:H2'	36:BA:1842:G:C8	2.54	0.42
36:BA:2033:A:O2'	36:BA:2034:U:P	2.78	0.42
36:BA:2044:C:O5'	36:BA:2044:C:H6	2.03	0.42
36:BA:2852:G:H2'	36:BA:2853:C:O4'	2.19	0.42
37:BB:101:G:H2'	37:BB:102:A:O4'	2.20	0.42
40:BE:174:ASP:OD1	40:BE:175:VAL:N	2.51	0.42
41:BF:132:VAL:HG13	41:BF:133:ASN:H	1.82	0.42
42:BG:37:VAL:HG12	42:BG:37:VAL:O	2.20	0.42
42:BG:103:LEU:O	42:BG:107:LEU:HD21	2.19	0.42
43:BH:84:SER:O	43:BH:133:VAL:O	2.38	0.42
44:BI:12:LEU:HB2	44:BI:19:VAL:HG11	2.00	0.42
44:BI:66:GLU:C	44:BI:68:LEU:N	2.73	0.42
48:BP:149:GLU:OE1	48:BP:149:GLU:HA	2.19	0.42
49:BQ:21:THR:HA	49:BQ:98:LYS:HB2	2.02	0.42
49:BQ:138:ASP:C	49:BQ:140:ALA:N	2.73	0.42
50:BR:97:VAL:O	50:BR:97:VAL:HG23	2.20	0.42
55:BW:3:ALA:HB2	55:BW:58:ALA:HA	2.01	0.42
55:BW:16:LYS:O	55:BW:19:LEU:HB2	2.20	0.42
57:BY:65:ALA:HA	57:BY:66:PRO:HD2	1.81	0.42
1:CA:96:U:HO2'	1:CA:97:G:P	2.43	0.42
1:CA:878:G:H5''	8:CH:89:PRO:HG2	2.00	0.42
1:CA:880:C:O2'	1:CA:881:G:H5'	2.19	0.42
1:CA:892:A:H2'	1:CA:893:C:C6	2.55	0.42
1:CA:1456:G:H4'	20:CT:39:LYS:HZ3	1.84	0.42
2:CB:53:ARG:NH1	2:CB:199:TYR:CD1	2.87	0.42
3:CC:44:GLU:HA	3:CC:52:LEU:HD11	2.00	0.42
3:CC:134:ILE:CG2	3:CC:151:VAL:HB	2.45	0.42
4:CD:182:LYS:HB3	4:CD:183:GLY:H	1.67	0.42
5:CE:69:VAL:O	5:CE:71:LEU:HG	2.19	0.42
5:CE:127:ASN:HA	5:CE:128:PRO:HD3	1.93	0.42
7:CG:69:VAL:HG12	7:CG:69:VAL:O	2.20	0.42
10:CJ:54:PHE:CZ	10:CJ:55:LYS:NZ	2.87	0.42
12:CL:60:LEU:N	12:CL:60:LEU:HD22	2.35	0.42
12:CL:80:HIS:ND1	12:CL:80:HIS:N	2.67	0.42
13:CM:35:GLU:HG3	13:CM:36:LYS:H	1.83	0.42
13:CM:116:THR:O	13:CM:117:VAL:C	2.58	0.42
14:CN:4:LYS:O	14:CN:6:LEU:N	2.53	0.42
14:CN:12:ARG:C	14:CN:14:PRO:CD	2.88	0.42
16:CP:55:ARG:O	16:CP:58:TYR:HB3	2.20	0.42
16:CP:72:ARG:NH2	16:CP:73:LEU:HD21	2.35	0.42

Continued on next page...

Continued from previous page...

Atom-1	Atom-2	Interatomic distance (Å)	Clash overlap (Å)
17:CQ:33:GLY:O	17:CQ:34:LYS:C	2.58	0.42
25:CZ:45:PRO:CB	25:CZ:68:TYR:OH	2.68	0.42
26:D0:17:GLN:HG3	26:D0:18:ALA:N	2.34	0.42
27:D1:64:ALA:HA	27:D1:67:ILE:CD1	2.48	0.42
27:D1:90:ILE:O	27:D1:93:GLU:HB2	2.20	0.42
28:D2:28:LYS:NZ	28:D2:56:GLN:OE1	2.49	0.42
32:D6:24:GLU:HA	32:D6:24:GLU:OE1	2.20	0.42
32:D6:28:ARG:HB3	32:D6:28:ARG:HH11	1.85	0.42
33:D7:10:ARG:HE	33:D7:14:LYS:HE3	1.84	0.42
36:DA:152:G:H2'	36:DA:153:C:C6	2.54	0.42
36:DA:154(A):C:N4	36:DA:155:U:O2'	2.52	0.42
36:DA:280:C:H2'	36:DA:281:G:H5'	2.01	0.42
36:DA:576:U:H2'	36:DA:577:G:C8	2.55	0.42
36:DA:855:G:H2'	36:DA:856:C:C6	2.55	0.42
36:DA:1112:G:HO2'	36:DA:1113:U:H6	1.68	0.42
36:DA:1431:U:H2'	36:DA:1432:C:C6	2.55	0.42
36:DA:1529:G:N1	36:DA:1541:G:N2	2.67	0.42
36:DA:1638:C:H4'	36:DA:2710:C:O2	2.20	0.42
36:DA:1814:G:H4'	39:DD:51:VAL:HG21	2.02	0.42
36:DA:1831:G:H2'	36:DA:1832:C:H6	1.85	0.42
36:DA:2439:A:H5'	36:DA:2439:A:C8	2.55	0.42
36:DA:2503:A:N3	36:DA:2503:A:H5'	2.35	0.42
36:DA:2617:C:O2'	36:DA:2618:G:H5'	2.20	0.42
36:DA:2737:G:H2'	36:DA:2738:A:H8	1.85	0.42
38:DC:20:VAL:CG1	38:DC:226:ASN:HB2	2.50	0.42
39:DD:8:PRO:C	39:DD:10:THR:H	2.22	0.42
40:DE:55:ASN:HB2	40:DE:72:VAL:CG1	2.50	0.42
41:DF:170:LEU:HD23	41:DF:172:TRP:CZ2	2.54	0.42
42:DG:35:GLU:CB	42:DG:161:THR:HA	2.49	0.42
43:DH:37:VAL:CG1	43:DH:38:SER:H	2.33	0.42
46:DN:54:VAL:HB	46:DN:122:VAL:HG22	2.02	0.42
47:DO:97:ARG:HH11	47:DO:97:ARG:CG	2.26	0.42
48:DP:7:ARG:CZ	48:DP:7:ARG:HB3	2.49	0.42
48:DP:112:LEU:HD12	48:DP:127:ALA:CB	2.50	0.42
52:DT:115:ARG:HD3	52:DT:115:ARG:HA	1.71	0.42
56:DX:14:SER:O	56:DX:15:GLU:C	2.58	0.42
57:DY:84:ARG:NH2	57:DY:97:ARG:NE	2.64	0.42
57:DY:84:ARG:NH2	57:DY:97:ARG:NH2	2.65	0.42
58:DZ:26:GLY:CA	58:DZ:86:VAL:H	2.33	0.42
58:DZ:27:VAL:HG13	58:DZ:29:TYR:CD1	2.54	0.42
58:DZ:166:SER:HB2	58:DZ:168:GLU:N	2.34	0.42

Continued on next page...

Continued from previous page...

Atom-1	Atom-2	Interatomic distance (Å)	Clash overlap (Å)
1:AA:323:U:H5'	20:AT:23:ARG:HB2	2.01	0.42
1:AA:975:A:H5'	1:AA:975:A:C8	2.54	0.42
1:AA:977:A:H3'	1:AA:977:A:N3	2.35	0.42
1:AA:992:U:O2'	1:AA:993:G:P	2.78	0.42
1:AA:1116:C:H2'	1:AA:1117:G:C5'	2.45	0.42
1:AA:1297:C:O2'	7:AG:114:ARG:NH2	2.52	0.42
1:AA:1305:G:N2	1:AA:1331:G:O2'	2.43	0.42
2:AB:21:ARG:O	2:AB:23:ARG:N	2.53	0.42
3:AC:195:VAL:O	3:AC:196:LEU:HD22	2.20	0.42
4:AD:192:GLU:O	4:AD:194:LEU:O	2.38	0.42
6:AF:16:GLN:CD	6:AF:16:GLN:N	2.72	0.42
6:AF:22:GLU:O	6:AF:26:ILE:HG13	2.20	0.42
9:AI:65:VAL:HG22	9:AI:66:ARG:N	2.35	0.42
11:AK:24:SER:C	11:AK:26:ASN:N	2.73	0.42
15:AO:25:THR:O	15:AO:28:GLN:N	2.52	0.42
16:AP:50:LYS:O	16:AP:51:VAL:HG23	2.20	0.42
18:AR:44:LEU:O	18:AR:45:SER:O	2.37	0.42
25:AY:81:ARG:HG3	25:AY:81:ARG:H	1.73	0.42
27:B1:23:LYS:HB2	27:B1:23:LYS:HE3	1.83	0.42
28:B2:47:ASN:HB3	36:BA:61:G:C8	2.55	0.42
35:B9:17:ILE:HG21	35:B9:19:ARG:HH21	1.85	0.42
35:B9:27:CYS:SG	35:B9:28:GLU:N	2.93	0.42
36:BA:510:C:O2'	36:BA:511:U:H5'	2.20	0.42
36:BA:571:A:O2'	54:BV:78:LYS:HE3	2.20	0.42
36:BA:1638:C:H4'	36:BA:2710:C:O2	2.19	0.42
36:BA:2008:C:H2'	36:BA:2009:G:H8	1.84	0.42
36:BA:2111:C:H42	36:BA:2147:G:H22	1.61	0.42
36:BA:2330:G:H2'	36:BA:2331:G:O4'	2.20	0.42
36:BA:2816:C:O2'	36:BA:2817:G:H5'	2.19	0.42
36:BA:2850:A:OP2	36:BA:2866:U:C5	2.66	0.42
37:BB:22:U:H2'	37:BB:23:G:H8	1.77	0.42
38:BC:26:ALA:C	38:BC:28:ARG:N	2.73	0.42
40:BE:181:LEU:HD22	40:BE:181:LEU:N	2.34	0.42
41:BF:124:LEU:O	41:BF:124:LEU:HG	2.18	0.42
42:BG:63:ILE:HG22	42:BG:143:GLU:CG	2.50	0.42
44:BI:145:VAL:HG23	44:BI:146:ALA:N	2.34	0.42
46:BN:30:ILE:CG2	46:BN:120:LEU:HD12	2.50	0.42
46:BN:89:LYS:HB3	46:BN:89:LYS:NZ	2.35	0.42
47:BO:10:VAL:O	47:BO:10:VAL:CG2	2.67	0.42
48:BP:84:ASN:HA	48:BP:115:LEU:O	2.20	0.42
48:BP:95:VAL:CG2	48:BP:125:VAL:HG23	2.49	0.42

Continued on next page...

Continued from previous page...

Atom-1	Atom-2	Interatomic distance (Å)	Clash overlap (Å)
50:BR:13:HIS:CE1	50:BR:16:HIS:H	2.38	0.42
51:BS:51:ALA:HB1	51:BS:72:ALA:CB	2.49	0.42
52:BT:32:TYR:CG	52:BT:81:PRO:HB2	2.51	0.42
52:BT:89:VAL:O	52:BT:90:GLN:C	2.58	0.42
54:BV:6:LYS:H	54:BV:37:VAL:CG2	2.33	0.42
57:BY:7:VAL:HG21	57:BY:8:LYS:HZ1	1.85	0.42
57:BY:28:LYS:O	57:BY:38:ILE:CB	2.64	0.42
58:BZ:29:TYR:HD1	58:BZ:29:TYR:H	1.67	0.42
58:BZ:152:ALA:HB3	58:BZ:154:ASP:OD1	2.20	0.42
1:CA:116:A:H8	1:CA:116:A:O5'	2.02	0.42
1:CA:284:G:H2'	1:CA:285:G:C8	2.53	0.42
1:CA:364:A:H2'	1:CA:365:U:O2	2.20	0.42
1:CA:424:G:C2	1:CA:425:G:C8	3.08	0.42
1:CA:500:G:N2	1:CA:546:G:H1'	2.35	0.42
1:CA:678:U:H2'	1:CA:679:C:C6	2.55	0.42
1:CA:927:G:O2'	1:CA:928:G:H5'	2.20	0.42
1:CA:1124:G:OP2	1:CA:1124:G:C8	2.73	0.42
1:CA:1291:G:O2'	1:CA:1292:U:H5'	2.20	0.42
1:CA:1416:G:C2	1:CA:1485:U:O2	2.73	0.42
1:CA:1437:C:H2'	1:CA:1438:G:C8	2.55	0.42
2:CB:80:ILE:HD12	2:CB:80:ILE:N	2.35	0.42
2:CB:83:MET:C	2:CB:85:ALA:N	2.72	0.42
3:CC:25:GLY:O	3:CC:27:LYS:N	2.46	0.42
6:CF:24:GLU:HG2	6:CF:28:ARG:NH1	2.34	0.42
8:CH:9:MET:O	8:CH:13:ILE:HG12	2.19	0.42
9:CI:47:LEU:C	9:CI:49:PRO:HD2	2.40	0.42
10:CJ:5:ARG:HA	10:CJ:73:ASP:OD1	2.20	0.42
12:CL:105:TYR:C	12:CL:107:ALA:H	2.22	0.42
12:CL:115:LYS:O	12:CL:117:ARG:HG3	2.20	0.42
13:CM:79:LYS:HZ2	13:CM:80:ARG:N	2.18	0.42
15:CO:38:ARG:HG2	15:CO:38:ARG:NH1	2.34	0.42
16:CP:50:LYS:HD3	16:CP:50:LYS:C	2.40	0.42
18:CR:76:LEU:N	18:CR:76:LEU:HD22	2.34	0.42
19:CS:64:GLU:CG	19:CS:65:ASN:N	2.83	0.42
20:CT:14:LYS:O	20:CT:18:GLN:HG3	2.20	0.42
23:CV:20:U:C2'	23:CV:21:A:C5'	2.84	0.42
25:CY:2:LYS:HG3	25:CY:4:ILE:HD11	2.02	0.42
25:CY:62:GLU:O	25:CY:65:ARG:CZ	2.67	0.42
25:CZ:68:TYR:CD1	25:CZ:68:TYR:N	2.86	0.42
26:D0:11:ARG:HH11	26:D0:11:ARG:CB	2.33	0.42
26:D0:47:PRO:HG3	26:D0:53:MET:HB2	2.02	0.42

Continued on next page...

Continued from previous page...

Atom-1	Atom-2	Interatomic distance (Å)	Clash overlap (Å)
30:D4:31:ILE:CG2	30:D4:32:TYR:N	2.83	0.42
34:D8:44:LYS:HD2	34:D8:44:LYS:N	2.35	0.42
36:DA:127:A:H5'	36:DA:128:C:C6	2.55	0.42
36:DA:769:G:H5'	36:DA:1379:A:N6	2.34	0.42
36:DA:1361:G:O2'	36:DA:1362:C:H5'	2.20	0.42
36:DA:1558:A:H3'	36:DA:1558:A:OP2	2.20	0.42
36:DA:1721:G:H5'	36:DA:1722:A:OP2	2.20	0.42
36:DA:2517:C:C6	36:DA:2542:A:N1	2.88	0.42
36:DA:2533:A:C2'	36:DA:2534:A:H5'	2.50	0.42
36:DA:2787:C:O2	40:DE:61:ARG:NH1	2.53	0.42
37:DB:66:A:N3	37:DB:109:C:C4	2.88	0.42
38:DC:27:ALA:HA	38:DC:30:VAL:CG2	2.49	0.42
39:DD:32:SER:O	39:DD:36:PRO:HD3	2.19	0.42
39:DD:130:ALA:HA	39:DD:192:THR:HA	2.02	0.42
40:DE:4:ILE:HG13	40:DE:31:CYS:SG	2.60	0.42
40:DE:68:ALA:C	40:DE:70:ALA:H	2.19	0.42
41:DF:63:LYS:HE3	41:DF:67:GLN:HB2	2.01	0.42
41:DF:117:ARG:HD3	41:DF:117:ARG:HA	1.82	0.42
42:DG:12:TYR:CA	42:DG:16:ARG:HG2	2.50	0.42
42:DG:159:VAL:CG1	42:DG:173:LEU:HD11	2.36	0.42
48:DP:48:PRO:CG	48:DP:49:ARG:H	2.31	0.42
49:DQ:137:TYR:N	49:DQ:137:TYR:HD1	2.14	0.42
51:DS:59:LYS:HG2	51:DS:61:ASN:H	1.85	0.42
56:DX:28:PHE:CE2	56:DX:92:LEU:HD11	2.54	0.42
1:AA:69:G:H2'	1:AA:70:G:C8	2.55	0.41
1:AA:403:C:H2'	1:AA:404:U:H6	1.85	0.41
1:AA:836:G:C6	1:AA:851:G:C6	3.08	0.41
1:AA:1291:G:O2'	1:AA:1292:U:H5'	2.20	0.41
1:AA:1305:G:H5'	21:AU:4:GLY:CA	2.44	0.41
1:AA:1498:U:O5'	1:AA:1498:U:H6	2.02	0.41
2:AB:23:ARG:O	2:AB:23:ARG:CG	2.68	0.41
2:AB:187:LEU:HD22	2:AB:201:ILE:O	2.20	0.41
3:AC:181:ASN:HD21	3:AC:204:LEU:HD12	1.84	0.41
5:AE:116:THR:HG22	5:AE:117:ASP:CG	2.40	0.41
8:AH:41:ARG:O	8:AH:42:GLU:HG2	2.19	0.41
11:AK:73:MET:SD	11:AK:103:LEU:HD22	2.60	0.41
12:AL:93:LEU:HB3	12:AL:96:VAL:HG21	2.02	0.41
13:AM:3:ARG:HG2	13:AM:9:ILE:HG12	2.01	0.41
13:AM:20:THR:C	13:AM:22:ILE:H	2.22	0.41
14:AN:45:ARG:O	14:AN:49:HIS:CD2	2.69	0.41
15:AO:17:ARG:NH1	15:AO:17:ARG:CG	2.82	0.41

Continued on next page...

Continued from previous page...

Atom-1	Atom-2	Interatomic distance (Å)	Clash overlap (Å)
15:AO:74:ASP:OD1	15:AO:76:GLU:HB3	2.20	0.41
17:AQ:66:SER:O	17:AQ:70:ARG:NH1	2.53	0.41
32:B6:7:ILE:HD12	32:B6:7:ILE:HA	1.96	0.41
34:B8:63:PRO:O	34:B8:64:TYR:O	2.37	0.41
36:BA:26:G:H1'	36:BA:514:A:N6	2.35	0.41
36:BA:1112:G:HO2'	36:BA:1113:U:H6	1.68	0.41
36:BA:1948:G:H5''	36:BA:1948:G:C8	2.55	0.41
36:BA:1999:C:H5''	36:BA:2723:C:O2'	2.19	0.41
36:BA:2100:G:O2'	36:BA:2101:G:H5'	2.19	0.41
36:BA:2122:U:H1'	38:BC:173:HIS:HE2	1.85	0.41
36:BA:2602:A:H4'	36:BA:2603:G:H5'	1.93	0.41
37:BB:68:C:H2'	37:BB:69:G:O4'	2.19	0.41
38:BC:20:VAL:CG1	38:BC:226:ASN:HB2	2.50	0.41
38:BC:30:VAL:CG1	38:BC:42:VAL:HG22	2.50	0.41
38:BC:201:LYS:HG3	38:BC:209:PHE:CE1	2.54	0.41
39:BD:79:VAL:O	39:BD:79:VAL:HG12	2.19	0.41
40:BE:117:MET:O	40:BE:118:LYS:CB	2.68	0.41
42:BG:7:LEU:HD11	42:BG:104:GLU:N	2.35	0.41
42:BG:131:TYR:H	42:BG:159:VAL:HG13	1.84	0.41
43:BH:89:ILE:HD12	43:BH:90:LYS:N	2.35	0.41
44:BI:31:LEU:HD12	44:BI:31:LEU:N	2.32	0.41
44:BI:77:LEU:HD21	44:BI:79:ILE:CG1	2.49	0.41
44:BI:140:LEU:HD23	44:BI:140:LEU:N	2.35	0.41
46:BN:17:ASP:C	46:BN:19:GLU:N	2.73	0.41
46:BN:93:THR:O	46:BN:94:HIS:CB	2.67	0.41
47:BO:10:VAL:CG2	47:BO:16:ALA:O	2.67	0.41
47:BO:104:ARG:C	47:BO:106:LEU:N	2.72	0.41
48:BP:97:PRO:O	48:BP:98:GLU:CB	2.67	0.41
48:BP:123:LEU:HD12	48:BP:123:LEU:O	2.20	0.41
49:BQ:75:THR:HG23	49:BQ:76:LYS:N	2.35	0.41
52:BT:30:VAL:HG21	52:BT:83:ILE:HG13	2.02	0.41
52:BT:83:ILE:CG1	52:BT:84:GLN:N	2.75	0.41
55:BW:20:VAL:CG2	55:BW:47:VAL:HG21	2.50	0.41
58:BZ:111:VAL:HG12	58:BZ:112:ARG:N	2.35	0.41
1:CA:184:G:O2'	1:CA:185:A:H5'	2.19	0.41
1:CA:235:C:H2'	1:CA:236:G:C8	2.55	0.41
1:CA:963:G:H21	10:CJ:55:LYS:CD	2.31	0.41
1:CA:979:C:N4	1:CA:1318:A:H61	2.18	0.41
1:CA:1399:C:H4'	1:CA:1400:C:O5'	2.20	0.41
1:CA:1432:G:H8	1:CA:1432:G:O5'	2.02	0.41
2:CB:75:LYS:HA	2:CB:78:GLN:CD	2.40	0.41

Continued on next page...

Continued from previous page...

Atom-1	Atom-2	Interatomic distance (Å)	Clash overlap (Å)
2:CB:201:ILE:HG21	2:CB:214:ILE:HG21	2.00	0.41
3:CC:15:THR:HG22	3:CC:16:ARG:HH12	1.84	0.41
3:CC:67:THR:HG22	3:CC:69:HIS:HD2	1.85	0.41
3:CC:67:THR:HG22	3:CC:69:HIS:CD2	2.55	0.41
5:CE:16:THR:O	5:CE:17:ALA:HB2	2.20	0.41
5:CE:57:LYS:O	5:CE:61:TYR:CD2	2.73	0.41
6:CF:16:GLN:CD	6:CF:16:GLN:N	2.71	0.41
8:CH:82:HIS:HB3	8:CH:138:TRP:CE2	2.54	0.41
8:CH:104:ARG:O	8:CH:105:ARG:HB3	2.20	0.41
8:CH:114:THR:O	8:CH:116:LYS:N	2.52	0.41
10:CJ:51:ARG:HG2	10:CJ:60:ARG:CA	2.50	0.41
10:CJ:60:ARG:HB2	10:CJ:61:GLU:H	1.68	0.41
11:CK:69:ALA:O	11:CK:73:MET:HG2	2.19	0.41
15:CO:18:PHE:O	15:CO:19:PRO:C	2.59	0.41
15:CO:74:ASP:OD1	15:CO:76:GLU:HB3	2.20	0.41
16:CP:20:VAL:HG22	16:CP:21:VAL:N	2.34	0.41
20:CT:73:HIS:HB3	20:CT:74:LYS:H	1.57	0.41
59:CX:18:G:H4'	25:CY:50:HIS:HE1	1.84	0.41
59:CX:21:A2M:CM'	59:CX:22:A:H5'	2.36	0.41
25:CY:31:ILE:O	25:CY:35:ARG:CB	2.68	0.41
26:D0:14:ARG:HD2	36:DA:2279:G:O6	2.19	0.41
26:D0:32:ARG:NH1	36:DA:2353:G:H5''	2.35	0.41
27:D1:30:VAL:HG23	27:D1:31:GLY:N	2.35	0.41
27:D1:48:LYS:HE2	36:DA:2201:C:OP1	2.20	0.41
27:D1:71:TYR:CE2	44:DI:27:ARG:NH1	2.83	0.41
33:D7:9:ARG:NE	36:DA:1310:G:OP2	2.53	0.41
34:D8:30:ARG:HD3	34:D8:30:ARG:C	2.33	0.41
35:D9:11:CYS:SG	35:D9:32:HIS:CE1	3.13	0.41
36:DA:244:A:C2	36:DA:255:A:C4	3.08	0.41
36:DA:289:A:H2'	36:DA:290:G:O4'	2.20	0.41
36:DA:654(S):G:O5'	36:DA:654(T):C:H5''	2.20	0.41
36:DA:749:C:O2	36:DA:1618:A:H2'	2.19	0.41
36:DA:963:U:H2'	36:DA:964:C:C6	2.55	0.41
36:DA:1107:G:OP1	45:DJ:57:UNK:CB	2.68	0.41
36:DA:1329:U:H5''	36:DA:1330:C:C5	2.53	0.41
36:DA:1366:A:O2'	36:DA:1367:A:H5'	2.20	0.41
36:DA:1486:A:N1	36:DA:1504:C:C4	2.88	0.41
36:DA:1692:U:O2'	36:DA:1693:U:H2'	2.21	0.41
36:DA:1972:A:H2'	36:DA:1973:G:H8	1.85	0.41
36:DA:2083:G:H2'	36:DA:2084:C:C6	2.55	0.41
36:DA:2122:U:H1'	38:DC:173:HIS:HE2	1.85	0.41

Continued on next page...

Continued from previous page...

Atom-1	Atom-2	Interatomic distance (Å)	Clash overlap (Å)
36:DA:2313:C:O2'	36:DA:2314:C:H5'	2.20	0.41
36:DA:2563:U:O2'	47:DO:28:SER:HB2	2.20	0.41
36:DA:2883:A:C5'	36:DA:2884:U:H5'	2.50	0.41
39:DD:147:LEU:HD13	39:DD:155:LEU:HD11	2.02	0.41
40:DE:203:LYS:O	40:DE:203:LYS:HD2	2.20	0.41
42:DG:34:LEU:H	42:DG:172:LEU:HD11	1.85	0.41
42:DG:135:LEU:H	42:DG:135:LEU:CD1	2.24	0.41
43:DH:50:VAL:O	43:DH:51:ARG:HB2	2.19	0.41
43:DH:138:LYS:HA	43:DH:141:VAL:HB	2.02	0.41
44:DI:61:ARG:HG2	44:DI:61:ARG:NH1	2.33	0.41
48:DP:16:ARG:CB	48:DP:16:ARG:HH11	2.33	0.41
48:DP:17:LYS:CA	48:DP:19:VAL:HG23	2.50	0.41
48:DP:25:SER:C	48:DP:30:THR:HG23	2.39	0.41
49:DQ:108:GLY:HA3	58:DZ:116:VAL:HG11	2.01	0.41
50:DR:12:ARG:HD3	50:DR:16:HIS:CD2	2.55	0.41
51:DS:63:THR:O	51:DS:67:ARG:HG2	2.19	0.41
56:DX:37:THR:O	56:DX:40:LYS:HB3	2.20	0.41
1:AA:335:C:O2'	1:AA:336:C:H5'	2.20	0.41
1:AA:451:A:C6	1:AA:480:U:H2'	2.54	0.41
1:AA:725:G:H2'	1:AA:726:C:H6	1.85	0.41
1:AA:927:G:O2'	1:AA:928:G:H5'	2.19	0.41
1:AA:1026:G:N3	1:AA:1027:C:H5'	2.35	0.41
1:AA:1161:C:O2'	1:AA:1162:C:H5'	2.20	0.41
1:AA:1516:G:N3	1:AA:1518:A:OP2	2.53	0.41
2:AB:235:SER:HG	2:AB:236:TYR:HD1	1.65	0.41
3:AC:71:ALA:HB3	3:AC:109:PRO:HB3	2.00	0.41
6:AF:1:MET:CE	6:AF:66:GLU:HG2	2.50	0.41
6:AF:62:TRP:C	6:AF:63:TYR:HD1	2.23	0.41
7:AG:12:LEU:HB2	7:AG:21:VAL:HB	2.01	0.41
7:AG:27:ILE:HA	7:AG:30:ILE:CG1	2.50	0.41
8:AH:109:ILE:HG12	8:AH:110:ALA:N	2.35	0.41
8:AH:114:THR:O	8:AH:116:LYS:N	2.53	0.41
9:AI:19:LEU:HD23	9:AI:61:ALA:CB	2.40	0.41
9:AI:19:LEU:HD12	9:AI:84:ALA:HB1	2.01	0.41
11:AK:66:LEU:O	11:AK:69:ALA:N	2.53	0.41
13:AM:115:LYS:O	13:AM:117:VAL:N	2.53	0.41
21:AU:6:ARG:O	21:AU:7:ARG:CG	2.66	0.41
22:AV:21:A:N6	22:AV:46:G:H2'	2.27	0.41
25:AY:45:PRO:O	25:AY:46:GLU:HB2	2.19	0.41
26:B0:14:ARG:HB3	26:B0:15:ASP:H	1.65	0.41
27:B1:90:ILE:HG22	27:B1:94:LEU:HD21	2.02	0.41

Continued on next page...

Continued from previous page...

Atom-1	Atom-2	Interatomic distance (Å)	Clash overlap (Å)
29:B3:40:THR:CG2	29:B3:43:ILE:HG12	2.49	0.41
30:B4:1:MET:HG3	42:BG:66:GLN:CG	2.50	0.41
32:B6:7:ILE:HD11	32:B6:29:ASN:ND2	2.35	0.41
35:B9:6:SER:HB2	36:BA:2466:C:H5''	2.02	0.41
36:BA:387:U:H4'	36:BA:388:G:O5'	2.21	0.41
36:BA:478:A:H2	57:BY:44:ILE:HD13	1.84	0.41
36:BA:693:C:H2'	36:BA:694:U:O4'	2.20	0.41
36:BA:941:A:H2'	36:BA:942:G:C8	2.55	0.41
36:BA:1408:C:C2	36:BA:1595:G:N2	2.88	0.41
36:BA:1747:G:H2'	36:BA:1747(A):G:C8	2.54	0.41
36:BA:2100:G:H1	36:BA:2189:U:H3	1.68	0.41
36:BA:2306:C:O2	42:BG:43:LEU:HD13	2.19	0.41
36:BA:2685:G:H5'	47:BO:68:GLU:OE2	2.20	0.41
36:BA:2744:G:O2'	36:BA:2745:C:H5'	2.19	0.41
36:BA:2795:G:N2	36:BA:2802:G:H21	2.18	0.41
37:BB:29:A:C5	37:BB:30:C:C4	3.08	0.41
37:BB:66:A:N3	37:BB:109:C:C4	2.88	0.41
38:BC:30:VAL:CG1	38:BC:42:VAL:CG2	2.97	0.41
39:BD:165:ILE:HG23	39:BD:173:VAL:HG13	2.02	0.41
42:BG:48:GLU:O	42:BG:49:ASP:HB3	2.20	0.41
42:BG:74:LYS:O	42:BG:75:LYS:O	2.37	0.41
43:BH:11:VAL:HG23	43:BH:50:VAL:HG23	2.01	0.41
43:BH:66:GLY:C	43:BH:68:THR:H	2.22	0.41
43:BH:68:THR:C	43:BH:70:THR:H	2.23	0.41
43:BH:154:PRO:HB3	43:BH:163:TYR:CE1	2.54	0.41
44:BI:81:VAL:HG13	44:BI:143:SER:H	1.83	0.41
44:BI:86:THR:O	44:BI:86:THR:CG2	2.62	0.41
50:BR:10:LEU:CB	50:BR:17:ARG:HD3	2.49	0.41
50:BR:113:LEU:HD23	50:BR:113:LEU:O	2.20	0.41
51:BS:24:LEU:CB	51:BS:85:VAL:HG12	2.44	0.41
51:BS:34:HIS:ND1	51:BS:36:TYR:HE1	2.16	0.41
54:BV:15:GLU:O	54:BV:16:PRO:C	2.56	0.41
54:BV:18:LEU:CG	54:BV:19:LYS:H	2.28	0.41
56:BX:9:LEU:HD11	56:BX:31:HIS:HA	2.02	0.41
1:CA:80:G:H3'	1:CA:81:U:H5'	2.02	0.41
1:CA:321:A:C2	1:CA:333:G:C2	3.09	0.41
1:CA:662:G:H2'	1:CA:663:A:C8	2.55	0.41
1:CA:781:A:H2'	1:CA:782:A:H5'	2.02	0.41
1:CA:977:A:H3'	1:CA:977:A:N3	2.35	0.41
1:CA:1143:G:O2'	1:CA:1144:G:H5'	2.20	0.41
1:CA:1177:G:H2'	1:CA:1178:G:O4'	2.21	0.41

Continued on next page...

Continued from previous page...

Atom-1	Atom-2	Interatomic distance (Å)	Clash overlap (Å)
1:CA:1494:G:C2'	1:CA:1495:U:H5'	2.50	0.41
3:CC:140:ARG:HH11	3:CC:140:ARG:HG3	1.85	0.41
5:CE:36:ASP:O	5:CE:37:ARG:CB	2.68	0.41
6:CF:50:TYR:CZ	18:CR:77:GLY:HA2	2.55	0.41
7:CG:70:LYS:O	7:CG:138:LYS:HE3	2.21	0.41
8:CH:14:ARG:O	8:CH:18:ARG:HD3	2.21	0.41
8:CH:20:TYR:HD1	8:CH:65:TYR:HE2	1.68	0.41
11:CK:31:THR:HA	11:CK:42:TRP:HA	2.01	0.41
11:CK:50:TYR:HD2	11:CK:60:ALA:HB2	1.84	0.41
13:CM:15:VAL:HG12	13:CM:45:VAL:HG22	2.02	0.41
13:CM:102:ARG:HG2	13:CM:105:THR:OG1	2.20	0.41
16:CP:48:TRP:O	16:CP:49:LEU:HB2	2.20	0.41
17:CQ:21:VAL:O	17:CQ:41:LYS:HA	2.19	0.41
20:CT:54:LYS:NZ	20:CT:54:LYS:HB2	2.35	0.41
23:CW:5:G:H1	23:CW:68:C:N4	2.15	0.41
25:CZ:6:SER:OG	25:CZ:9:SER:HB3	2.18	0.41
25:CZ:48:LEU:HB3	25:CZ:52:LEU:HB2	2.02	0.41
27:D1:75:GLU:C	27:D1:77:ALA:N	2.73	0.41
28:D2:32:LEU:HD13	28:D2:32:LEU:HA	1.89	0.41
29:D3:16:PRO:HB2	29:D3:18:ASP:OD1	2.19	0.41
30:D4:35:VAL:HB	42:DG:113:ARG:HD2	2.02	0.41
32:D6:37:ARG:HH21	36:DA:2286:A:H62	1.66	0.41
34:D8:21:LYS:HZ2	36:DA:651:G:P	2.43	0.41
36:DA:1053:C:O2'	45:DJ:31:UNK:C	2.68	0.41
36:DA:1192:G:C2'	36:DA:1193:G:H5'	2.50	0.41
36:DA:1240:U:HO2'	36:DA:1241:A:C5'	2.33	0.41
36:DA:1498:C:O4'	36:DA:1577:C:H4'	2.20	0.41
36:DA:1520:G:H2'	36:DA:1523:U:O4'	2.20	0.41
36:DA:1817:G:C2'	36:DA:1818:U:H5'	2.50	0.41
36:DA:2293:C:H2'	36:DA:2294:C:H6	1.85	0.41
36:DA:2804:C:H2'	36:DA:2805:G:C8	2.55	0.41
36:DA:2808:U:H2'	36:DA:2809:A:C5'	2.50	0.41
36:DA:2852:G:H2'	36:DA:2853:C:O4'	2.20	0.41
38:DC:7:ARG:HG3	38:DC:35:THR:O	2.20	0.41
39:DD:61:LEU:HA	39:DD:61:LEU:HD13	1.72	0.41
39:DD:263:ARG:HB2	39:DD:263:ARG:NH1	2.36	0.41
40:DE:144:ARG:HB3	40:DE:145:LYS:H	1.37	0.41
41:DF:80:ALA:HA	41:DF:81:PRO:HD3	1.84	0.41
42:DG:111:LEU:HD13	42:DG:179:PRO:HD2	2.02	0.41
43:DH:19:VAL:CG2	43:DH:44:VAL:HA	2.50	0.41
44:DI:64:GLU:C	44:DI:66:GLU:N	2.73	0.41

Continued on next page...

Continued from previous page...

Atom-1	Atom-2	Interatomic distance (Å)	Clash overlap (Å)
44:DI:76:THR:OG1	44:DI:77:LEU:N	2.51	0.41
48:DP:9:ASN:H	48:DP:10:PRO:HD2	1.85	0.41
48:DP:126:VAL:HA	48:DP:145:PRO:HD2	2.01	0.41
49:DQ:137:TYR:CZ	58:DZ:81:ARG:NH2	2.88	0.41
50:DR:9:LYS:C	50:DR:10:LEU:HG	2.40	0.41
50:DR:103:ARG:HH11	50:DR:103:ARG:CG	2.33	0.41
51:DS:34:HIS:ND1	51:DS:36:TYR:HE1	2.16	0.41
51:DS:87:PHE:CG	51:DS:88:ASP:N	2.87	0.41
53:DU:92:ARG:NH1	53:DU:95:LEU:CD1	2.81	0.41
55:DW:90:ARG:HG3	55:DW:90:ARG:NH1	2.35	0.41
58:DZ:94:GLU:OE1	58:DZ:94:GLU:N	2.49	0.41
58:DZ:108:PRO:HB2	58:DZ:144:LEU:HB2	2.02	0.41
1:AA:41:G:H2'	1:AA:42:G:C8	2.56	0.41
1:AA:116:A:H8	1:AA:116:A:O5'	2.03	0.41
1:AA:341:C:O2'	1:AA:342:C:H5'	2.20	0.41
1:AA:402:G:C6	1:AA:403:C:C4	3.08	0.41
1:AA:725:G:O2'	1:AA:726:C:H5'	2.20	0.41
1:AA:925:G:H1	1:AA:1391:U:H3	1.68	0.41
2:AB:182:ILE:O	2:AB:183:PRO:C	2.59	0.41
3:AC:141:VAL:HG11	3:AC:202:ILE:HG23	2.01	0.41
5:AE:43:LEU:HD22	5:AE:136:MET:CG	2.50	0.41
6:AF:25:ILE:HD13	6:AF:28:ARG:HD2	2.02	0.41
9:AI:114:TYR:CD2	10:AJ:60:ARG:CG	3.03	0.41
11:AK:92:GLU:OE2	11:AK:95:ILE:HD12	2.21	0.41
13:AM:68:GLY:CA	13:AM:71:ARG:HB3	2.44	0.41
15:AO:16:ALA:CB	15:AO:21:ASP:HB3	2.44	0.41
17:AQ:86:GLU:C	17:AQ:88:TYR:N	2.73	0.41
22:AV:3:C:H2'	22:AV:3:C:O2	2.20	0.41
23:AW:76:A:N6	36:BA:2422:A:O4'	2.52	0.41
25:AY:70:VAL:C	25:AY:71:THR:HG23	2.40	0.41
26:B0:74:ARG:HG3	26:B0:74:ARG:HH11	1.85	0.41
27:B1:4:VAL:HG23	27:B1:10:LYS:O	2.19	0.41
28:B2:33:MET:SD	56:BX:5:TYR:HD2	2.43	0.41
29:B3:17:LYS:HG2	36:BA:969:U:P	2.60	0.41
31:B5:3:LYS:HZ3	36:BA:2613:U:C2'	2.32	0.41
34:B8:4:MET:HE3	36:BA:593:G:H4'	2.02	0.41
36:BA:11:G:H8	36:BA:11:G:O5'	2.03	0.41
36:BA:56:A:C2	36:BA:57:C:C2	3.08	0.41
36:BA:83:G:N2	36:BA:84:A:N6	2.69	0.41
36:BA:143:G:H4'	56:BX:35:THR:HG21	2.01	0.41
36:BA:612:C:O2'	36:BA:613:G:H5''	2.18	0.41

Continued on next page...

Continued from previous page...

Atom-1	Atom-2	Interatomic distance (Å)	Clash overlap (Å)
36:BA:963:U:H2'	36:BA:964:C:C6	2.55	0.41
36:BA:1515:G:H2'	36:BA:1516:C:C6	2.55	0.41
36:BA:1680:U:H2'	36:BA:1681:G:O4'	2.20	0.41
36:BA:2293:C:H2'	36:BA:2294:C:H6	1.85	0.41
36:BA:2302:G:N3	42:BG:128:ARG:CG	2.82	0.41
36:BA:2408:U:H2'	36:BA:2409:G:C8	2.55	0.41
36:BA:2557:G:H2'	36:BA:2558:C:C6	2.54	0.41
36:BA:2660:A:O2'	36:BA:2661:G:H5'	2.19	0.41
36:BA:2787:C:O2	36:BA:2787:C:H2'	2.19	0.41
36:BA:2808:U:H2'	36:BA:2809:A:C5'	2.50	0.41
36:BA:2854:G:O2'	36:BA:2855:C:H5'	2.20	0.41
39:BD:136:ILE:HA	39:BD:137:PRO:HD3	1.84	0.41
40:BE:14:ILE:CG1	40:BE:21:VAL:HG23	2.49	0.41
40:BE:55:ASN:HB2	40:BE:72:VAL:CG1	2.50	0.41
40:BE:197:ILE:O	40:BE:197:ILE:CG1	2.67	0.41
42:BG:133:LEU:HD12	42:BG:133:LEU:C	2.39	0.41
42:BG:138:GLN:NE2	42:BG:149:VAL:CG2	2.83	0.41
42:BG:166:ASP:O	42:BG:170:ARG:N	2.43	0.41
42:BG:173:LEU:HD13	42:BG:178:PHE:CE2	2.56	0.41
43:BH:126:PRO:HD2	43:BH:130:ARG:O	2.20	0.41
44:BI:14:ASP:O	44:BI:15:VAL:O	2.39	0.41
44:BI:59:ALA:O	44:BI:63:ALA:HB3	2.20	0.41
44:BI:64:GLU:C	44:BI:66:GLU:N	2.73	0.41
46:BN:26:LEU:HD11	46:BN:30:ILE:HD11	2.01	0.41
47:BO:88:ASN:OD1	47:BO:92:GLU:HB2	2.20	0.41
49:BQ:52:VAL:HG13	49:BQ:56:ARG:HG2	2.02	0.41
52:BT:34:VAL:HG13	52:BT:39:ARG:HA	2.01	0.41
55:BW:54:ALA:HB1	55:BW:107:LEU:CD2	2.50	0.41
57:BY:13:VAL:HG11	57:BY:28:LYS:HD3	2.02	0.41
57:BY:57:GLN:CG	57:BY:58:GLY:H	2.31	0.41
58:BZ:39:VAL:HG23	58:BZ:40:ASP:H	1.82	0.41
58:BZ:151:HIS:O	58:BZ:152:ALA:C	2.59	0.41
1:CA:189(J):G:H2'	1:CA:189(K):U:H6	1.84	0.41
1:CA:337:C:H2'	1:CA:338:A:H8	1.85	0.41
1:CA:1112:C:N3	3:CC:178:LEU:HD23	2.35	0.41
1:CA:1116:C:H2'	1:CA:1117:G:O4'	2.19	0.41
2:CB:212:GLN:HG3	2:CB:235:SER:CB	2.50	0.41
3:CC:155:GLY:O	3:CC:156:ARG:HB2	2.21	0.41
4:CD:158:ILE:HG21	4:CD:181:MET:HE2	2.02	0.41
9:CI:115:GLY:O	9:CI:116:LYS:HG2	2.20	0.41
10:CJ:4:ILE:HB	10:CJ:74:ILE:HG13	2.03	0.41

Continued on next page...

Continued from previous page...

Atom-1	Atom-2	Interatomic distance (Å)	Clash overlap (Å)
10:CJ:32:ALA:HB1	10:CJ:75:ILE:CD1	2.51	0.41
12:CL:32:PHE:HE1	12:CL:86:ARG:HG3	1.84	0.41
14:CN:4:LYS:C	14:CN:6:LEU:N	2.73	0.41
16:CP:73:LEU:HD23	16:CP:73:LEU:N	2.35	0.41
18:CR:38:GLU:OE1	18:CR:38:GLU:HA	2.20	0.41
31:D5:3:LYS:HZ3	36:DA:2613:U:C2'	2.34	0.41
32:D6:11:LEU:CG	32:D6:51:GLU:HG3	2.49	0.41
34:D8:32:LEU:HD13	36:DA:2392:A:OP1	2.20	0.41
35:D9:27:CYS:SG	35:D9:28:GLU:N	2.93	0.41
36:DA:271(A):A:N1	36:DA:272(D):G:O2'	2.38	0.41
36:DA:285:C:O2'	36:DA:286:C:H5'	2.21	0.41
36:DA:287:C:H2'	36:DA:288:C:C6	2.55	0.41
36:DA:661:C:H4'	48:DP:16:ARG:NH1	2.36	0.41
36:DA:901:A:N3	36:DA:901:A:H2'	2.35	0.41
36:DA:1015:G:HO2'	36:DA:1016:G:H5'	1.85	0.41
36:DA:1116:C:H2'	36:DA:1117:G:H5'	2.02	0.41
36:DA:1131:G:H21	46:DN:73:THR:HG21	1.84	0.41
36:DA:1357:U:H2'	36:DA:1358:G:O4'	2.20	0.41
36:DA:2283:C:C2'	36:DA:2284:C:H5'	2.50	0.41
36:DA:2619:C:O2'	36:DA:2620:C:H5'	2.21	0.41
36:DA:2764:A:N7	36:DA:2766:G:C6	2.89	0.41
39:DD:75:ILE:HD13	39:DD:99:ASP:OD2	2.19	0.41
39:DD:266:SER:C	39:DD:267:SER:O	2.56	0.41
40:DE:101:ARG:HH11	40:DE:171:GLU:H	1.69	0.41
41:DF:181:LEU:CD1	41:DF:186:ILE:HD11	2.49	0.41
42:DG:60:LEU:O	42:DG:62:LEU:N	2.54	0.41
42:DG:114:ILE:O	42:DG:115:ARG:O	2.38	0.41
42:DG:131:TYR:HD1	42:DG:132:ASN:H	1.67	0.41
43:DH:56:SER:CB	43:DH:58:GLU:HG3	2.51	0.41
45:DJ:117:UNK:O	45:DJ:119:UNK:N	2.52	0.41
46:DN:26:LEU:HG	46:DN:30:ILE:HD11	2.02	0.41
46:DN:30:ILE:CG2	46:DN:120:LEU:HD12	2.51	0.41
48:DP:7:ARG:HD2	48:DP:7:ARG:N	2.36	0.41
48:DP:81:GLN:HG2	48:DP:106:LEU:CA	2.45	0.41
50:DR:56:LYS:NZ	50:DR:90:ARG:O	2.52	0.41
51:DS:75:GLU:HA	51:DS:103:GLU:OE1	2.20	0.41
51:DS:87:PHE:CE2	51:DS:88:ASP:O	2.72	0.41
52:DT:33:LYS:HG3	52:DT:43:GLN:HB2	2.02	0.41
52:DT:60:THR:HG22	52:DT:77:PRO:HA	2.02	0.41
53:DU:91:ASP:O	53:DU:92:ARG:O	2.38	0.41
54:DV:45:THR:O	54:DV:46:VAL:O	2.38	0.41

Continued on next page...

Continued from previous page...

Atom-1	Atom-2	Interatomic distance (Å)	Clash overlap (Å)
57:DY:80:GLY:O	57:DY:81:LYS:O	2.39	0.41
57:DY:84:ARG:NH2	57:DY:97:ARG:HE	2.14	0.41
1:AA:164:U:H2'	1:AA:165:C:C6	2.55	0.41
1:AA:429:U:H4'	1:AA:430:A:O5'	2.21	0.41
1:AA:438:G:O3'	1:AA:493:G:N1	2.54	0.41
1:AA:533:A:O2'	1:AA:534:U:H5''	2.20	0.41
1:AA:834:C:H2'	1:AA:835:U:H6	1.85	0.41
1:AA:979:C:OP1	1:AA:1223:C:N4	2.53	0.41
1:AA:1385:G:C2'	1:AA:1386:G:H5'	2.50	0.41
2:AB:11:LEU:O	2:AB:16:HIS:CE1	2.73	0.41
3:AC:79:ARG:NH2	11:CK:100:ALA:CB	2.73	0.41
3:AC:114:PRO:O	3:AC:118:GLN:HG3	2.19	0.41
3:AC:179:ARG:HG3	3:AC:179:ARG:NH1	2.34	0.41
4:AD:54:TYR:O	4:AD:55:ALA:C	2.58	0.41
8:AH:100:ILE:HB	8:AH:125:ARG:NH1	2.35	0.41
12:AL:7:ILE:HG23	12:AL:8:ASN:N	2.36	0.41
15:AO:18:PHE:O	15:AO:19:PRO:C	2.58	0.41
15:AO:38:ARG:HG2	15:AO:38:ARG:NH1	2.33	0.41
19:AS:66:MET:H	19:AS:66:MET:HG2	1.65	0.41
22:AV:63:G:C2	22:AV:64:G:C5	3.09	0.41
24:AX:16:A:O5'	24:AX:16:A:H8	2.04	0.41
26:B0:43:THR:O	26:B0:43:THR:CG2	2.66	0.41
28:B2:30:ARG:O	28:B2:30:ARG:HG3	2.20	0.41
30:B4:26:SER:CB	42:BG:105:LYS:HE2	2.47	0.41
31:B5:48:GLU:O	31:B5:49:CYS:CB	2.68	0.41
32:B6:19:ARG:O	32:B6:20:ASN:O	2.38	0.41
33:B7:5:TRP:O	36:BA:1612:C:H4'	2.20	0.41
36:BA:613:G:H8	36:BA:613:G:C5'	2.19	0.41
36:BA:637:A:O5'	48:BP:116:GLY:HA3	2.20	0.41
36:BA:699:A:H2'	36:BA:700:G:O4'	2.20	0.41
36:BA:754:C:H2'	36:BA:755:C:C6	2.55	0.41
36:BA:971:C:H2'	36:BA:972:G:C5'	2.50	0.41
36:BA:975:C:O2	36:BA:975:C:H5''	2.20	0.41
36:BA:1024:G:H3'	36:BA:1025:G:H5''	2.02	0.41
36:BA:1357:U:H2'	36:BA:1358:G:O4'	2.21	0.41
36:BA:1361:G:O2'	36:BA:1362:C:H5'	2.19	0.41
36:BA:2236:C:H2'	36:BA:2237:G:H5'	2.02	0.41
36:BA:2615:U:H2'	36:BA:2616:C:C6	2.55	0.41
36:BA:2704:C:H2'	36:BA:2705:A:O4'	2.21	0.41
36:BA:2863:C:H2'	36:BA:2864:G:C8	2.55	0.41
41:BF:155:LEU:HD12	41:BF:174:VAL:O	2.21	0.41

Continued on next page...

Continued from previous page...

Atom-1	Atom-2	Interatomic distance (Å)	Clash overlap (Å)
42:BG:137:GLU:HG2	42:BG:152:LEU:HD12	2.03	0.41
42:BG:170:ARG:HH21	42:BG:182:LYS:CE	2.18	0.41
43:BH:45:VAL:O	43:BH:45:VAL:HG12	2.19	0.41
43:BH:72:ILE:HD13	43:BH:72:ILE:HA	1.85	0.41
43:BH:83:TYR:O	43:BH:84:SER:CB	2.68	0.41
43:BH:94:TYR:CE1	43:BH:108:GLY:N	2.87	0.41
44:BI:120:ILE:HG21	44:BI:126:TYR:HE2	1.86	0.41
45:BJ:63:UNK:C	45:BJ:65:UNK:N	2.81	0.41
46:BN:3:THR:HG22	46:BN:5:VAL:HB	2.02	0.41
48:BP:41:ARG:H	48:BP:41:ARG:HG2	1.51	0.41
57:BY:28:LYS:O	57:BY:29:GLU:O	2.37	0.41
1:CA:27:G:H2'	1:CA:28:G:H8	1.85	0.41
1:CA:164:U:H2'	1:CA:165:C:C6	2.55	0.41
1:CA:177:C:H2'	1:CA:178:C:C6	2.56	0.41
1:CA:663:A:H5''	18:CR:61:LYS:NZ	2.36	0.41
1:CA:1055:A:N7	1:CA:1200:C:N4	2.59	0.41
1:CA:1157:A:C1'	1:CA:1181:G:H21	2.32	0.41
1:CA:1240:U:H3'	1:CA:1241:G:C5'	2.50	0.41
1:CA:1288:A:H2'	1:CA:1289:A:H8	1.85	0.41
1:CA:1423:G:C5'	47:DO:49:ARG:NH2	2.70	0.41
1:CA:1440:C:H2'	1:CA:1441:G:O4'	2.20	0.41
1:CA:1493:A:H4'	1:CA:1494:G:OP2	2.20	0.41
2:CB:193:ASP:HB3	2:CB:196:LEU:CD2	2.50	0.41
3:CC:179:ARG:HG3	3:CC:179:ARG:NH1	2.36	0.41
6:CF:16:GLN:O	6:CF:20:ALA:HB2	2.20	0.41
9:CI:43:ALA:C	9:CI:45:ALA:H	2.24	0.41
10:CJ:98:ILE:HD12	10:CJ:98:ILE:H	1.85	0.41
10:CJ:99:LYS:HD3	10:CJ:99:LYS:HA	1.88	0.41
11:CK:15:ALA:HA	11:CK:77:MET:HA	2.01	0.41
13:CM:32:GLU:O	13:CM:35:GLU:HG2	2.20	0.41
15:CO:9:GLN:O	15:CO:10:LYS:C	2.58	0.41
15:CO:69:TYR:O	15:CO:72:ARG:HB3	2.19	0.41
15:CO:82:ILE:O	15:CO:86:GLY:N	2.53	0.41
17:CQ:85:VAL:O	17:CQ:88:TYR:HB3	2.20	0.41
18:CR:40:LEU:C	18:CR:42:ARG:N	2.73	0.41
20:CT:44:ALA:HB1	20:CT:91:LEU:HB2	2.03	0.41
23:CV:5:G:N2	23:CV:69:C:C2	2.89	0.41
23:CW:74:C:C5'	27:D1:23:LYS:HG3	2.51	0.41
26:D0:14:ARG:CB	26:D0:14:ARG:NH1	2.69	0.41
27:D1:94:LEU:H	27:D1:94:LEU:CD1	2.24	0.41
30:D4:5:ILE:HD13	30:D4:5:ILE:H	1.83	0.41

Continued on next page...

Continued from previous page...

Atom-1	Atom-2	Interatomic distance (Å)	Clash overlap (Å)
30:D4:6:HIS:HB3	30:D4:7:PRO:HD2	2.01	0.41
31:D5:33:CYS:SG	31:D5:36:CYS:SG	3.17	0.41
32:D6:5:VAL:CG2	32:D6:6:ARG:H	2.24	0.41
32:D6:19:ARG:HB3	32:D6:20:ASN:H	1.58	0.41
32:D6:27:LYS:O	32:D6:28:ARG:C	2.59	0.41
34:D8:36:LYS:O	34:D8:37:SER:C	2.56	0.41
36:DA:236:C:H2'	36:DA:237:C:C6	2.56	0.41
36:DA:271(O):C:O2'	36:DA:271(P):C:C6	2.71	0.41
36:DA:387:U:H4'	36:DA:388:G:O5'	2.20	0.41
36:DA:483:A:H5''	57:DY:49:VAL:HG22	2.03	0.41
36:DA:693:C:H2'	36:DA:694:U:O4'	2.21	0.41
36:DA:760:G:H2'	36:DA:761:A:O4'	2.19	0.41
36:DA:903:C:O2'	36:DA:904:C:H5''	2.20	0.41
36:DA:1437:C:H2'	36:DA:1438:U:H6	1.85	0.41
36:DA:1688:U:H1'	36:DA:1701:A:C6	2.55	0.41
36:DA:1690:A:H2'	36:DA:1691:C:O4'	2.20	0.41
36:DA:1695:G:H2'	36:DA:1696:G:O4'	2.19	0.41
36:DA:2201:C:H2'	36:DA:2202:C:C6	2.54	0.41
36:DA:2236:C:C2'	36:DA:2237:G:H5'	2.50	0.41
36:DA:2273:A:O2'	36:DA:2274:A:H5'	2.21	0.41
36:DA:2512:C:H2'	36:DA:2513:G:O4'	2.21	0.41
36:DA:2723:C:H5''	50:DR:2:ARG:HE	1.85	0.41
36:DA:2730:C:O2'	36:DA:2731:G:H5'	2.21	0.41
38:DC:54:ARG:HB3	38:DC:57:GLN:HB2	2.02	0.41
38:DC:182:PRO:HD2	38:DC:185:LYS:HB2	2.02	0.41
39:DD:118:VAL:CG2	39:DD:119:ALA:H	2.31	0.41
39:DD:268:ARG:O	39:DD:268:ARG:CG	2.60	0.41
40:DE:117:MET:CE	40:DE:124:GLY:HA3	2.50	0.41
42:DG:46:ALA:HA	42:DG:51:ARG:HB2	2.02	0.41
43:DH:9:ILE:HD11	43:DH:76:VAL:CG2	2.51	0.41
44:DI:51:ILE:C	44:DI:52:ARG:HG3	2.41	0.41
44:DI:81:VAL:HG13	44:DI:143:SER:H	1.84	0.41
44:DI:130:TYR:CB	44:DI:136:VAL:H	2.31	0.41
45:DJ:126:UNK:O	45:DJ:128:UNK:N	2.54	0.41
46:DN:96:GLU:O	46:DN:100:GLU:HG3	2.20	0.41
48:DP:149:GLU:HA	48:DP:149:GLU:OE1	2.19	0.41
51:DS:36:TYR:O	51:DS:37:ALA:CB	2.69	0.41
52:DT:54:ARG:HH11	52:DT:54:ARG:HG2	1.85	0.41
55:DW:61:ASN:HD22	55:DW:61:ASN:HA	1.65	0.41
56:DX:39:ILE:O	56:DX:43:VAL:HG23	2.20	0.41
58:DZ:61:LEU:C	58:DZ:63:ASP:N	2.71	0.41

Continued on next page...

Continued from previous page...

Atom-1	Atom-2	Interatomic distance (Å)	Clash overlap (Å)
58:DZ:109:ALA:HB1	58:DZ:145:GLU:OE2	2.21	0.41
1:AA:189(J):G:H2'	1:AA:189(K):U:H6	1.85	0.41
1:AA:515:G:H2'	1:AA:516:U:O4'	2.20	0.41
1:AA:597:G:H2'	1:AA:598:U:H5'	2.01	0.41
1:AA:684:A:H2'	1:AA:685:G:O4'	2.20	0.41
1:AA:724:G:O2'	1:AA:725:G:H5'	2.20	0.41
1:AA:1017:G:H2'	1:AA:1018:C:C6	2.56	0.41
1:AA:1143:G:O2'	1:AA:1144:G:H5'	2.20	0.41
1:AA:1157:A:C1'	1:AA:1181:G:H21	2.32	0.41
1:AA:1522:U:H2'	1:AA:1523:G:H8	1.84	0.41
2:AB:77:ALA:CB	2:AB:211:ILE:HD13	2.34	0.41
2:AB:212:GLN:O	2:AB:216:SER:HB2	2.21	0.41
2:AB:216:SER:C	2:AB:218:ALA:H	2.22	0.41
3:AC:11:ARG:HB3	3:AC:15:THR:HB	2.03	0.41
3:AC:87:LEU:O	3:AC:90:GLU:N	2.50	0.41
8:AH:20:TYR:CE2	8:AH:75:ARG:HB3	2.55	0.41
10:AJ:54:PHE:CZ	10:AJ:55:LYS:NZ	2.86	0.41
11:AK:61:ALA:HB2	11:AK:90:GLY:HA3	2.02	0.41
12:AL:86:ARG:NH2	12:AL:99:HIS:ND1	2.69	0.41
14:AN:12:ARG:CB	14:AN:12:ARG:HH11	2.34	0.41
14:AN:22:THR:HB	14:AN:33:VAL:CG1	2.51	0.41
17:AQ:33:GLY:O	17:AQ:34:LYS:C	2.58	0.41
18:AR:87:ARG:HB3	18:AR:87:ARG:CZ	2.50	0.41
20:AT:100:ILE:O	20:AT:100:ILE:HG23	2.20	0.41
24:AX:22:A:N3	24:AX:22:A:C2'	2.83	0.41
25:AY:63:GLU:N	25:AY:63:GLU:OE1	2.53	0.41
25:AY:64:HIS:C	25:AY:65:ARG:CG	2.80	0.41
30:B4:3:GLU:OE1	30:B4:3:GLU:CA	2.68	0.41
32:B6:41:PRO:C	32:B6:43:CYS:H	2.23	0.41
35:B9:7:VAL:HA	35:B9:34:GLN:HE22	1.85	0.41
36:BA:136:G:H2'	36:BA:137:C:H6	1.86	0.41
36:BA:330:A:O2'	36:BA:331:A:C8	2.64	0.41
36:BA:1015:G:H5'	36:BA:1015:G:C8	2.47	0.41
36:BA:1191:G:OP1	48:BP:35:HIS:CE1	2.73	0.41
36:BA:1434:A:H2'	36:BA:1435:G:H8	1.85	0.41
36:BA:1486:A:N1	36:BA:1504:C:C4	2.88	0.41
36:BA:1556:C:H2'	36:BA:1557:C:C6	2.55	0.41
36:BA:1711:C:O2'	36:BA:1712:C:H5'	2.21	0.41
36:BA:1817:G:C2'	36:BA:1818:U:H5'	2.50	0.41
36:BA:1854:A:H2'	36:BA:1855:G:O4'	2.20	0.41
36:BA:1899:G:C2'	36:BA:1900:A:OP2	2.68	0.41

Continued on next page...

Continued from previous page...

Atom-1	Atom-2	Interatomic distance (Å)	Clash overlap (Å)
36:BA:2128:C:C2'	36:BA:2129:C:H5'	2.50	0.41
36:BA:2350:C:H2'	36:BA:2351:G:O4'	2.20	0.41
36:BA:2715:C:H2'	36:BA:2716:U:H6	1.84	0.41
37:BB:35:U:H2'	37:BB:36:C:O4'	2.21	0.41
39:BD:117:VAL:HG21	39:BD:128:GLY:O	2.21	0.41
40:BE:32:PRO:O	40:BE:34:VAL:HG12	2.20	0.41
40:BE:37:ARG:O	40:BE:45:THR:HA	2.20	0.41
42:BG:19:LEU:HD13	42:BG:32:PRO:HG3	2.03	0.41
42:BG:56:ALA:CB	42:BG:153:ARG:HD2	2.50	0.41
43:BH:158:HIS:CE1	43:BH:168:PRO:HB2	2.55	0.41
43:BH:161:GLY:O	43:BH:163:TYR:HD1	2.04	0.41
44:BI:70:GLU:HA	44:BI:73:GLU:OE2	2.20	0.41
46:BN:78:TYR:HB3	46:BN:79:PRO:HD2	2.03	0.41
48:BP:25:SER:C	48:BP:30:THR:HG23	2.40	0.41
48:BP:93:GLY:O	48:BP:123:LEU:HB2	2.21	0.41
51:BS:88:ASP:O	51:BS:89:ARG:HB3	2.20	0.41
51:BS:101:LEU:H	51:BS:101:LEU:CD1	2.34	0.41
53:BU:39:LEU:HA	53:BU:39:LEU:HD23	1.75	0.41
53:BU:60:LEU:C	53:BU:60:LEU:HD13	2.41	0.41
53:BU:88:ILE:HG23	53:BU:90:VAL:HG23	2.03	0.41
58:BZ:8:TYR:O	58:BZ:9:TYR:C	2.58	0.41
58:BZ:11:GLU:OE1	58:BZ:13:GLU:HB2	2.20	0.41
58:BZ:146:ILE:HA	58:BZ:174:VAL:HG12	2.02	0.41
1:CA:49:U:C2	1:CA:361:G:N2	2.88	0.41
1:CA:597:G:H2'	1:CA:598:U:H5'	2.02	0.41
1:CA:706:A:O4'	11:CK:29:ILE:HD13	2.21	0.41
1:CA:779:C:C2'	1:CA:780:A:H5'	2.50	0.41
1:CA:1053:G:H3'	1:CA:1054:C:H5'	2.02	0.41
1:CA:1366:C:C5	1:CA:1367:C:H5	2.38	0.41
2:CB:9:GLU:O	2:CB:12:GLU:N	2.42	0.41
2:CB:111:ARG:NH2	2:CB:145:LEU:HD21	2.28	0.41
3:CC:71:ALA:HB3	3:CC:109:PRO:HB3	2.02	0.41
3:CC:92:ALA:HA	3:CC:99:VAL:HG11	2.02	0.41
3:CC:134:ILE:HG22	3:CC:168:ALA:HB3	2.03	0.41
3:CC:153:VAL:CG1	3:CC:154:SER:H	2.31	0.41
4:CD:129:ASN:ND2	4:CD:129:ASN:N	2.68	0.41
7:CG:23:VAL:O	7:CG:23:VAL:HG12	2.20	0.41
8:CH:64:LYS:CG	8:CH:79:VAL:HG21	2.47	0.41
10:CJ:33:GLN:HB2	10:CJ:75:ILE:HD13	2.03	0.41
11:CK:29:ILE:CB	11:CK:44:SER:HB3	2.50	0.41
12:CL:109:GLY:HA3	12:CL:121:GLY:O	2.21	0.41

Continued on next page...

Continued from previous page...

Atom-1	Atom-2	Interatomic distance (Å)	Clash overlap (Å)
13:CM:64:TRP:O	13:CM:66:LEU:HG	2.19	0.41
15:CO:24:SER:O	15:CO:28:GLN:HG3	2.21	0.41
20:CT:44:ALA:CB	20:CT:91:LEU:HD12	2.49	0.41
23:CV:19:G:C2	23:CV:57:A:C2	3.09	0.41
23:CV:19:G:N2	23:CV:56:C:N3	2.60	0.41
25:CZ:34:THR:HG23	25:CZ:75:LEU:HD13	2.01	0.41
30:D4:16:CYS:SG	30:D4:36:CYS:CB	3.02	0.41
32:D6:27:LYS:O	32:D6:27:LYS:CD	2.66	0.41
35:D9:7:VAL:HA	35:D9:34:GLN:HE22	1.85	0.41
36:DA:146:G:H5'	36:DA:146:G:C8	2.50	0.41
36:DA:364:C:C2'	36:DA:365:C:C5'	2.88	0.41
36:DA:1466:G:H5'	36:DA:1467:C:OP1	2.19	0.41
36:DA:1494:A:C3'	36:DA:1495:A:H5''	2.51	0.41
36:DA:1591:G:O2'	36:DA:1592:C:H5'	2.21	0.41
36:DA:2099:U:H2'	36:DA:2099:U:O2	2.19	0.41
36:DA:2280:G:O2'	36:DA:2281:C:H5'	2.20	0.41
36:DA:2396:G:O2'	36:DA:2397:G:H5'	2.20	0.41
36:DA:2567:G:H2'	36:DA:2568:C:H6	1.85	0.41
40:DE:32:PRO:O	40:DE:34:VAL:HG12	2.21	0.41
41:DF:4:VAL:H	41:DF:24:LEU:HD12	1.85	0.41
41:DF:118:ALA:C	41:DF:120:GLU:H	2.24	0.41
42:DG:117:PHE:O	42:DG:118:ARG:HB2	2.21	0.41
43:DH:43:VAL:CG1	43:DH:52:VAL:HG22	2.51	0.41
44:DI:8:PRO:CA	44:DI:14:ASP:H	2.33	0.41
44:DI:31:LEU:HD12	44:DI:31:LEU:N	2.33	0.41
44:DI:59:ALA:O	44:DI:63:ALA:HB3	2.20	0.41
48:DP:124:LYS:HD3	48:DP:143:GLY:CA	2.36	0.41
48:DP:126:VAL:HG12	48:DP:127:ALA:N	2.36	0.41
49:DQ:52:VAL:CG1	49:DQ:56:ARG:HG2	2.51	0.41
50:DR:13:HIS:CE1	50:DR:16:HIS:H	2.38	0.41
51:DS:19:LYS:O	51:DS:20:ARG:NH2	2.53	0.41
51:DS:71:ARG:HH11	51:DS:71:ARG:CG	2.32	0.41
52:DT:3:ARG:O	52:DT:4:GLY:C	2.58	0.41
52:DT:38:ASN:ND2	52:DT:40:THR:OG1	2.53	0.41
53:DU:113:ALA:C	53:DU:115:ALA:N	2.73	0.41
54:DV:52:VAL:HG22	54:DV:52:VAL:O	2.21	0.41
58:DZ:23:LYS:NZ	58:DZ:23:LYS:N	2.68	0.41
58:DZ:44:PHE:HE2	58:DZ:88:PHE:CZ	2.38	0.41
58:DZ:97:GLU:HB3	58:DZ:125:LEU:HD11	2.02	0.41
1:AA:59:A:C5'	1:AA:60:A:C5'	2.99	0.41
1:AA:91:C:O2	1:AA:91:C:H2'	2.21	0.41

Continued on next page...

Continued from previous page...

Atom-1	Atom-2	Interatomic distance (Å)	Clash overlap (Å)
1:AA:356:A:H2'	1:AA:357:G:H8	1.85	0.41
1:AA:425:G:O2'	1:AA:426:G:H5'	2.20	0.41
1:AA:663:A:H5''	18:AR:61:LYS:NZ	2.35	0.41
1:AA:737:A:C4	1:AA:738:C:C5	3.08	0.41
1:AA:1305:G:H8	1:AA:1305:G:OP2	2.03	0.41
1:AA:1346:A:C8	7:AG:10:ARG:NH2	2.89	0.41
1:AA:1442(A):G:C3'	1:AA:1442(B):A:H5'	2.50	0.41
3:AC:73:PRO:HB3	3:AC:103:VAL:CG1	2.50	0.41
4:AD:172:PRO:HG3	6:CF:24:GLU:OE1	2.21	0.41
4:AD:174:LEU:CA	4:AD:186:LEU:HG	2.50	0.41
5:AE:128:PRO:O	5:AE:129:ILE:C	2.59	0.41
6:AF:45:LEU:HD23	6:AF:46:ARG:N	2.35	0.41
7:AG:47:CYS:O	7:AG:50:ILE:HB	2.20	0.41
7:AG:69:VAL:CG1	7:AG:100:ALA:HA	2.50	0.41
8:AH:8:ASP:O	8:AH:11:THR:HB	2.21	0.41
8:AH:40:ALA:C	8:AH:42:GLU:N	2.74	0.41
10:AJ:29:ARG:C	10:AJ:31:GLY:H	2.23	0.41
10:AJ:82:ILE:O	10:AJ:86:MET:SD	2.79	0.41
11:AK:36:ASP:HB2	11:AK:38:ASN:ND2	2.36	0.41
13:AM:89:GLY:C	13:AM:93:ARG:HD2	2.41	0.41
14:AN:47:LEU:O	14:AN:50:LYS:N	2.54	0.41
18:AR:29:PHE:HE1	18:AR:31:LEU:HB3	1.86	0.41
23:AW:18:G:H8	23:AW:18:G:OP2	2.03	0.41
25:AY:38:PRO:HG2	25:AY:39:PHE:HD1	1.85	0.41
27:B1:18:ILE:HG23	27:B1:37:ILE:HG12	2.01	0.41
27:B1:72:GLU:O	27:B1:75:GLU:HB3	2.20	0.41
32:B6:27:LYS:O	32:B6:28:ARG:C	2.58	0.41
36:BA:139(A):G:H22	56:BX:44:GLU:CD	2.23	0.41
36:BA:523:C:O2'	36:BA:524:U:H5'	2.20	0.41
36:BA:1313:U:H2'	36:BA:1610:A:C2	2.56	0.41
36:BA:1431:U:H2'	36:BA:1432:C:C6	2.56	0.41
36:BA:1437:C:H2'	36:BA:1438:U:C6	2.55	0.41
36:BA:1669:A:H2'	36:BA:1670:C:H5'	2.03	0.41
36:BA:1721:G:H5'	36:BA:1722:A:OP2	2.20	0.41
36:BA:2056:G:N2	36:BA:2057:A:C1'	2.84	0.41
36:BA:2236:C:C2'	36:BA:2237:G:H5'	2.50	0.41
36:BA:2476:A:H2'	36:BA:2477:C:H5'	2.01	0.41
36:BA:2637:U:C4	36:BA:2638:G:C6	3.09	0.41
37:BB:55:U:O3'	42:BG:27:ASN:ND2	2.53	0.41
39:BD:57:GLY:O	39:BD:58:HIS:C	2.59	0.41
39:BD:73:VAL:HG13	39:BD:120:GLY:HA3	2.02	0.41

Continued on next page...

Continued from previous page...

Atom-1	Atom-2	Interatomic distance (Å)	Clash overlap (Å)
40:BE:102:VAL:HB	40:BE:199:ARG:O	2.21	0.41
40:BE:144:ARG:HB3	40:BE:145:LYS:H	1.39	0.41
42:BG:167:GLU:CD	42:BG:167:GLU:H	2.24	0.41
46:BN:28:THR:O	46:BN:31:ALA:HB3	2.20	0.41
48:BP:107:LYS:C	48:BP:109:GLY:N	2.74	0.41
48:BP:126:VAL:HA	48:BP:145:PRO:HD2	2.01	0.41
52:BT:87:ASP:N	52:BT:87:ASP:OD1	2.54	0.41
54:BV:100:ARG:O	54:BV:100:ARG:HG3	2.20	0.41
58:BZ:7:ALA:O	58:BZ:62:PRO:HD3	2.20	0.41
1:CA:91:C:O2	1:CA:91:C:H2'	2.21	0.41
1:CA:684:A:H2'	1:CA:685:G:O4'	2.21	0.41
1:CA:987:G:H1	1:CA:1218:C:N4	2.13	0.41
1:CA:1205:U:O2'	3:CC:195:VAL:HG23	2.21	0.41
1:CA:1308:U:C2'	1:CA:1309:G:C5'	2.94	0.41
2:CB:163:PHE:HE2	2:CB:215:LEU:HD13	1.85	0.41
2:CB:212:GLN:O	2:CB:216:SER:HB2	2.20	0.41
2:CB:215:LEU:O	2:CB:218:ALA:HB3	2.21	0.41
3:CC:15:THR:HG23	3:CC:181:ASN:CB	2.49	0.41
4:CD:33:MET:O	4:CD:37:PRO:HG3	2.21	0.41
5:CE:68:GLU:O	5:CE:70:PRO:HD3	2.20	0.41
7:CG:64:GLN:O	7:CG:67:GLU:HB3	2.21	0.41
9:CI:79:LEU:O	9:CI:83:ARG:HB2	2.20	0.41
11:CK:79:SER:HA	11:CK:104:GLN:HB3	2.01	0.41
12:CL:7:ILE:HG23	12:CL:8:ASN:N	2.36	0.41
16:CP:51:VAL:O	16:CP:53:VAL:N	2.54	0.41
19:CS:41:VAL:CG1	19:CS:42:PRO:HD2	2.48	0.41
20:CT:99:LEU:O	20:CT:100:ILE:C	2.59	0.41
23:CW:47:U:H3'	23:CW:48:C:C5'	2.51	0.41
27:D1:69:LYS:O	27:D1:73:LEU:HD23	2.21	0.41
28:D2:64:LEU:O	28:D2:68:ARG:HG2	2.20	0.41
30:D4:13:ARG:HB3	30:D4:23:GLU:HG3	2.02	0.41
30:D4:48:ARG:O	30:D4:49:PHE:HB2	2.21	0.41
31:D5:51:TYR:CZ	31:D5:52:TYR:HD2	2.36	0.41
32:D6:19:ARG:O	32:D6:20:ASN:O	2.37	0.41
35:D9:35:ARG:NH1	36:DA:2741:A:O3'	2.54	0.41
36:DA:118:A:H5'	36:DA:119:A:C8	2.50	0.41
36:DA:275:G:N2	36:DA:276:A:C8	2.89	0.41
36:DA:729:G:H5'	36:DA:730:C:H5''	2.02	0.41
36:DA:1493:C:O2	36:DA:1493:C:C2'	2.67	0.41
36:DA:1591:G:C6	36:DA:1592:C:C4	3.08	0.41
36:DA:1676:A:H2'	36:DA:1677:A:O4'	2.20	0.41

Continued on next page...

Continued from previous page...

Atom-1	Atom-2	Interatomic distance (Å)	Clash overlap (Å)
36:DA:2148:G:H2'	36:DA:2149:G:C8	2.56	0.41
36:DA:2536:G:C6	36:DA:2537:U:C4	3.08	0.41
36:DA:2744:G:H1'	36:DA:2761:G:H22	1.84	0.41
36:DA:2819:G:H2'	36:DA:2821:A:N7	2.36	0.41
38:DC:52:PRO:HG2	38:DC:53:ARG:HD3	2.03	0.41
39:DD:218:ARG:HH11	39:DD:218:ARG:HG3	1.85	0.41
42:DG:37:VAL:O	42:DG:37:VAL:HG13	2.20	0.41
42:DG:52:ILE:O	42:DG:52:ILE:CG2	2.69	0.41
43:DH:154:PRO:HA	43:DH:161:GLY:HA3	2.02	0.41
44:DI:10:GLU:O	44:DI:11:ASN:HB3	2.21	0.41
44:DI:134:PRO:CG	44:DI:135:GLU:N	2.83	0.41
44:DI:139:GLN:N	44:DI:139:GLN:NE2	2.68	0.41
48:DP:16:ARG:HH11	48:DP:16:ARG:CA	2.34	0.41
48:DP:17:LYS:C	48:DP:19:VAL:HG23	2.40	0.41
48:DP:85:LEU:HG	48:DP:116:GLY:O	2.21	0.41
49:DQ:138:ASP:C	49:DQ:140:ALA:N	2.73	0.41
51:DS:24:LEU:CB	51:DS:85:VAL:HG12	2.44	0.41
51:DS:74:ALA:O	51:DS:77:ALA:HB3	2.21	0.41
52:DT:28:VAL:O	52:DT:29:ARG:CG	2.69	0.41
52:DT:64:ARG:CG	52:DT:64:ARG:NH1	2.80	0.41
54:DV:35:LEU:HD23	54:DV:57:VAL:HG13	2.03	0.41
54:DV:52:VAL:HG13	54:DV:52:VAL:O	2.20	0.41
58:DZ:180:VAL:O	58:DZ:180:VAL:CG1	2.67	0.41
1:AA:192:U:H4'	20:AT:103:GLY:N	2.27	0.41
1:AA:321:A:C2	1:AA:333:G:C2	3.08	0.41
1:AA:423:G:H2'	1:AA:424:G:O4'	2.20	0.41
1:AA:539:A:H2'	1:AA:540:G:H8	1.85	0.41
1:AA:624:C:H2'	1:AA:625:G:H8	1.85	0.41
1:AA:663:A:H5''	18:AR:61:LYS:HZ3	1.86	0.41
1:AA:972:C:H4'	10:AJ:57:LYS:HB2	2.02	0.41
1:AA:1051:C:H2'	1:AA:1052:U:H6	1.85	0.41
1:AA:1442(B):A:C4	52:BT:118:ARG:CZ	3.04	0.41
1:AA:1505:G:H4'	1:AA:1506:U:H5'	2.02	0.41
2:AB:39:ILE:CG2	2:AB:40:HIS:H	2.33	0.41
2:AB:75:LYS:HA	2:AB:78:GLN:CD	2.39	0.41
2:AB:177:ALA:O	2:AB:179:LYS:N	2.53	0.41
3:AC:25:GLY:O	3:AC:27:LYS:N	2.47	0.41
3:AC:92:ALA:HB2	3:AC:99:VAL:CG2	2.43	0.41
3:AC:113:ALA:C	3:AC:115:LEU:H	2.24	0.41
5:AE:129:ILE:O	5:AE:132:ALA:HB3	2.21	0.41
6:AF:16:GLN:HA	6:AF:19:LEU:HB3	2.03	0.41

Continued on next page...

Continued from previous page...

Atom-1	Atom-2	Interatomic distance (Å)	Clash overlap (Å)
7:AG:32:ARG:HH11	7:AG:32:ARG:HG2	1.85	0.41
9:AI:43:ALA:C	9:AI:45:ALA:H	2.24	0.41
10:AJ:32:ALA:HB1	10:AJ:75:ILE:CD1	2.50	0.41
11:AK:69:ALA:O	11:AK:70:LYS:C	2.58	0.41
14:AN:15:LYS:O	14:AN:16:PHE:O	2.39	0.41
16:AP:73:LEU:N	16:AP:73:LEU:HD23	2.35	0.41
23:AW:38:A:C2'	23:AW:39:C:H5'	2.51	0.41
26:B0:41:ARG:HD3	26:B0:41:ARG:HA	1.92	0.41
26:B0:47:PRO:HG3	26:B0:53:MET:HB2	2.02	0.41
27:B1:88:LYS:HD3	27:B1:88:LYS:C	2.41	0.41
28:B2:48:HIS:CE1	28:B2:49:LYS:HE3	2.56	0.41
30:B4:43:TYR:HB2	30:B4:44:THR:H	1.71	0.41
31:B5:7:PRO:HA	36:BA:2615:U:N1	2.35	0.41
36:BA:261:G:C6	36:BA:262:A:N7	2.89	0.41
36:BA:483:A:H1'	57:BY:59:GLY:O	2.20	0.41
36:BA:528:A:C2	36:BA:2043:C:C5'	3.04	0.41
36:BA:603:A:O2'	36:BA:604:G:OP2	2.37	0.41
36:BA:775:G:C4	36:BA:794:G:C8	3.09	0.41
36:BA:927:G:N3	36:BA:927:G:H2'	2.35	0.41
36:BA:1164:G:H1	36:BA:1185:C:H42	1.69	0.41
36:BA:1197:G:H2'	36:BA:1198:U:H6	1.85	0.41
36:BA:1417:C:H2'	36:BA:1418:G:H5'	2.02	0.41
36:BA:1520:G:H2'	36:BA:1523:U:O4'	2.20	0.41
36:BA:2591:C:OP2	39:BD:239:ARG:HG2	2.21	0.41
36:BA:2743:C:H2'	36:BA:2744:G:O5'	2.21	0.41
36:BA:2762:G:H2'	36:BA:2763:G:H5'	2.02	0.41
36:BA:2784:C:H2'	36:BA:2785:C:C6	2.56	0.41
37:BB:31:C:H3'	37:BB:32:C:C5	2.55	0.41
39:BD:78:LYS:O	39:BD:80:ALA:N	2.53	0.41
40:BE:68:ALA:C	40:BE:70:ALA:H	2.18	0.41
41:BF:8:GLN:HB3	41:BF:125:LEU:O	2.21	0.41
42:BG:10:LYS:O	42:BG:14:GLU:HB2	2.20	0.41
42:BG:32:PRO:HA	42:BG:162:THR:HB	2.03	0.41
44:BI:108:THR:C	44:BI:109:ILE:HD12	2.40	0.41
47:BO:13:ASN:C	47:BO:15:GLY:H	2.24	0.41
47:BO:120:GLU:CG	47:BO:121:VAL:N	2.84	0.41
52:BT:13:ARG:CZ	52:BT:13:ARG:CA	2.93	0.41
52:BT:125:ARG:HH11	52:BT:125:ARG:HA	1.86	0.41
53:BU:14:HIS:O	53:BU:15:LYS:C	2.57	0.41
53:BU:69:CYS:HB3	53:BU:106:PHE:CZ	2.52	0.41
54:BV:2:PHE:HB3	54:BV:3:ALA:H	1.42	0.41

Continued on next page...

Continued from previous page...

Atom-1	Atom-2	Interatomic distance (Å)	Clash overlap (Å)
58:BZ:30:ASN:HB3	58:BZ:90:VAL:O	2.21	0.41
58:BZ:35:ARG:HG3	58:BZ:35:ARG:NH1	2.35	0.41
1:CA:198:G:H2'	1:CA:199:G:C8	2.55	0.41
1:CA:222:U:H2'	1:CA:223:U:H6	1.83	0.41
1:CA:429:U:H4'	1:CA:430:A:O5'	2.19	0.41
1:CA:515:G:H2'	1:CA:516:U:O4'	2.21	0.41
1:CA:908:A:O2'	1:CA:909:A:H5'	2.20	0.41
1:CA:942:G:H21	9:CI:124:GLN:HE22	1.65	0.41
1:CA:992:U:O2'	1:CA:993:G:P	2.79	0.41
1:CA:1065:U:H3	1:CA:1109:C:H5''	1.85	0.41
1:CA:1460:A:H2'	1:CA:1461:G:O4'	2.20	0.41
1:CA:1504:G:O2'	1:CA:1505:G:OP2	2.35	0.41
2:CB:19:HIS:CD2	2:CB:20:GLU:HG2	2.55	0.41
2:CB:155:LEU:C	2:CB:157:ARG:H	2.24	0.41
6:CF:19:LEU:HD23	6:CF:19:LEU:O	2.20	0.41
7:CG:6:ARG:O	7:CG:7:ALA:O	2.39	0.41
10:CJ:33:GLN:H	10:CJ:75:ILE:CD1	2.34	0.41
11:CK:44:SER:H	11:CK:47:VAL:HB	1.84	0.41
12:CL:22:SER:O	12:CL:24:VAL:N	2.53	0.41
14:CN:12:ARG:CB	14:CN:12:ARG:HH11	2.34	0.41
14:CN:24:CYS:SG	14:CN:43:CYS:SG	3.19	0.41
16:CP:6:LEU:N	16:CP:6:LEU:HD12	2.36	0.41
18:CR:50:ILE:CD1	18:CR:70:ILE:HG21	2.50	0.41
18:CR:66:LEU:HD11	18:CR:70:ILE:HD11	2.03	0.41
23:CW:38:A:C2'	23:CW:39:C:H5'	2.50	0.41
25:CY:48:LEU:O	25:CY:53:SER:HA	2.20	0.41
31:D5:51:TYR:OH	31:D5:52:TYR:CD2	2.74	0.41
34:D8:48:PHE:O	34:D8:49:VAL:CG1	2.67	0.41
34:D8:58:ILE:HG21	48:DP:49:ARG:HD2	2.00	0.41
36:DA:261:G:C6	36:DA:262:A:N7	2.89	0.41
36:DA:611:C:H2'	36:DA:612:C:C6	2.56	0.41
36:DA:729:G:OP2	39:DD:13:ARG:NH1	2.50	0.41
36:DA:1006:C:H5'	46:DN:28:THR:HG23	2.02	0.41
36:DA:2128:C:OP1	38:DC:37:LYS:HG3	2.20	0.41
36:DA:2148:G:H2'	36:DA:2149:G:H8	1.86	0.41
36:DA:2728:U:O2'	36:DA:2729:G:H5'	2.21	0.41
36:DA:2787:C:C1'	40:DE:61:ARG:HD3	2.50	0.41
37:DB:35:U:H2'	37:DB:36:C:O4'	2.20	0.41
39:DD:21:PHE:O	39:DD:24:ILE:CD1	2.67	0.41
39:DD:117:VAL:HG22	39:DD:129:ASN:OD1	2.20	0.41
42:DG:131:TYR:CE1	42:DG:132:ASN:O	2.74	0.41

Continued on next page...

Continued from previous page...

Atom-1	Atom-2	Interatomic distance (Å)	Clash overlap (Å)
44:DI:5:LEU:O	44:DI:6:LEU:CD2	2.63	0.41
44:DI:86:THR:O	44:DI:86:THR:CG2	2.59	0.41
49:DQ:118:LEU:HD12	49:DQ:131:ILE:CG2	2.51	0.41
51:DS:101:LEU:H	51:DS:101:LEU:CD1	2.33	0.41
53:DU:36:ARG:HD3	53:DU:40:PHE:CZ	2.55	0.41
53:DU:112:ARG:HH12	54:DV:46:VAL:HG11	1.81	0.41
55:DW:66:GLU:HG2	55:DW:66:GLU:O	2.20	0.41
55:DW:111:HIS:CG	55:DW:112:GLY:N	2.88	0.41
57:DY:57:GLN:CG	57:DY:58:GLY:N	2.83	0.41
58:DZ:5:LEU:O	58:DZ:7:ALA:N	2.54	0.41
58:DZ:81:ARG:NH1	58:DZ:81:ARG:CB	2.84	0.41
58:DZ:98:MET:O	58:DZ:126:VAL:HG22	2.20	0.41
1:AA:59:A:H2'	1:AA:59:A:N3	2.35	0.41
1:AA:152:A:N6	1:AA:170:U:C2	2.88	0.41
1:AA:531:U:O3'	1:AA:532:A:H4'	2.21	0.41
1:AA:612:C:O2	1:AA:629:G:N2	2.53	0.41
1:AA:779:C:H2'	1:AA:780:A:O4'	2.21	0.41
1:AA:823:G:H21	8:AH:1:MET:HE3	1.85	0.41
1:AA:1053:G:C6	1:AA:1199:U:H2'	2.56	0.41
1:AA:1360:A:O2'	1:AA:1361:G:H5'	2.20	0.41
1:AA:1375:A:H2'	1:AA:1376:U:C6	2.55	0.41
1:AA:1442(B):A:C5	52:BT:118:ARG:CZ	3.04	0.41
1:AA:1521:G:H2'	1:AA:1522:U:H6	1.86	0.41
3:AC:9:GLY:N	14:AN:49:HIS:O	2.54	0.41
3:AC:81:GLY:O	3:AC:85:ARG:HB2	2.20	0.41
4:AD:31:CYS:O	4:AD:32:ALA:HB3	2.21	0.41
8:AH:41:ARG:NH2	8:AH:123:GLU:OE2	2.53	0.41
8:AH:56:LYS:O	8:AH:58:TYR:HD1	2.04	0.41
11:AK:108:ILE:O	18:AR:87:ARG:N	2.52	0.41
15:AO:21:ASP:OD1	15:AO:24:SER:HB2	2.21	0.41
18:AR:40:LEU:C	18:AR:42:ARG:N	2.71	0.41
19:AS:42:PRO:CG	30:B4:50:VAL:HG21	2.50	0.41
23:AW:13:C:O2'	23:AW:14:A:H8	2.03	0.41
25:AZ:116:TRP:CZ2	25:AZ:123:ILE:HG13	2.56	0.41
34:B8:26:LYS:HE2	34:B8:47:LYS:HB3	2.02	0.41
36:BA:196:A:C8	48:BP:46:LYS:HD3	2.56	0.41
36:BA:286:C:O2'	36:BA:287:C:H5'	2.21	0.41
36:BA:585:G:H2'	36:BA:1251:C:N4	2.34	0.41
36:BA:611:C:H2'	36:BA:612:C:C6	2.56	0.41
36:BA:765:G:H2'	36:BA:766:C:C6	2.56	0.41
36:BA:894:C:O2'	36:BA:895:U:H5'	2.20	0.41

Continued on next page...

Continued from previous page...

Atom-1	Atom-2	Interatomic distance (Å)	Clash overlap (Å)
36:BA:1005:C:H2'	36:BA:1006:C:C6	2.55	0.41
36:BA:1108:U:C4	36:BA:1109:C:C4	3.08	0.41
36:BA:1111:A:O3'	36:BA:1112:G:H4'	2.20	0.41
36:BA:1280:G:C3'	36:BA:1281:G:C5'	2.99	0.41
36:BA:1366:A:O2'	36:BA:1367:A:H5'	2.21	0.41
36:BA:1367:A:N7	36:BA:1368:G:H1'	2.36	0.41
36:BA:1625:C:H2'	36:BA:1626:G:O4'	2.21	0.41
36:BA:1686:C:H2'	36:BA:1687:G:C5'	2.51	0.41
36:BA:1721:G:O6	36:BA:1739:U:H5'	2.20	0.41
36:BA:2328:A:H2'	36:BA:2329:G:C8	2.56	0.41
36:BA:2328:A:H61	36:BA:2387:U:H3	1.68	0.41
36:BA:2533:A:H2'	36:BA:2534:A:H5'	2.02	0.41
36:BA:2787:C:H1'	40:BE:61:ARG:CD	2.48	0.41
36:BA:2801:A:O2'	36:BA:2895:U:C5'	2.69	0.41
36:BA:2808:U:H2'	36:BA:2809:A:H5'	2.01	0.41
36:BA:2817:G:OP1	50:BR:99:LYS:CE	2.68	0.41
37:BB:82:G:O2'	37:BB:83:G:H5'	2.21	0.41
39:BD:79:VAL:HG11	39:BD:111:LEU:HD12	2.02	0.41
40:BE:45:THR:O	40:BE:46:ALA:HB2	2.21	0.41
40:BE:47:VAL:O	40:BE:80:GLU:HA	2.20	0.41
41:BF:116:ASP:O	41:BF:120:GLU:HG3	2.21	0.41
41:BF:118:ALA:C	41:BF:120:GLU:H	2.24	0.41
42:BG:64:THR:HG23	42:BG:66:GLN:H	1.85	0.41
43:BH:51:ARG:HG2	43:BH:52:VAL:H	1.84	0.41
44:BI:48:GLU:O	44:BI:51:ILE:HB	2.21	0.41
49:BQ:67:ARG:HB3	49:BQ:102:VAL:O	2.21	0.41
50:BR:9:LYS:C	50:BR:10:LEU:HG	2.41	0.41
50:BR:59:ASP:OD1	50:BR:61:HIS:HB3	2.20	0.41
51:BS:19:LYS:O	51:BS:20:ARG:NH2	2.54	0.41
51:BS:36:TYR:O	51:BS:37:ALA:CB	2.69	0.41
52:BT:65:LYS:HG2	52:BT:66:VAL:N	2.35	0.41
53:BU:31:SER:C	53:BU:33:ARG:N	2.72	0.41
54:BV:12:TYR:CZ	54:BV:22:VAL:HG12	2.56	0.41
54:BV:35:LEU:HA	54:BV:36:PRO:HD2	1.69	0.41
1:CA:116:A:H61	1:CA:313:A:H1'	1.86	0.41
1:CA:764:C:H2'	1:CA:765:G:O4'	2.21	0.41
1:CA:926:G:C6	1:CA:1505:G:C6	3.09	0.41
1:CA:982:U:H5''	14:CN:6:LEU:HD11	2.02	0.41
1:CA:1126:U:O2'	1:CA:1127:G:H5'	2.19	0.41
1:CA:1305:G:H8	1:CA:1305:G:OP2	2.03	0.41
1:CA:1439:C:O2	1:CA:1439:C:H2'	2.21	0.41

Continued on next page...

Continued from previous page...

Atom-1	Atom-2	Interatomic distance (Å)	Clash overlap (Å)
5:CE:150:ARG:CZ	5:CE:150:ARG:HB2	2.50	0.41
6:CF:76:ALA:HB1	6:CF:80:ARG:NH2	2.35	0.41
8:CH:4:ASP:OD1	8:CH:85:ARG:NH2	2.47	0.41
14:CN:22:THR:HB	14:CN:33:VAL:HB	2.03	0.41
15:CO:66:LEU:N	15:CO:66:LEU:HD12	2.36	0.41
16:CP:60:LEU:HD23	16:CP:64:ALA:O	2.19	0.41
18:CR:36:ASN:O	18:CR:38:GLU:N	2.53	0.41
18:CR:53:ARG:C	18:CR:55:ARG:N	2.73	0.41
25:CY:72:ASP:O	25:CY:73:ASP:HB3	2.21	0.41
31:D5:37:LYS:HB2	31:D5:37:LYS:HE3	1.79	0.41
32:D6:41:PRO:C	32:D6:43:CYS:H	2.24	0.41
32:D6:47:THR:OG1	32:D6:48:VAL:N	2.54	0.41
33:D7:1:MET:O	33:D7:2:LYS:C	2.58	0.41
36:DA:272(B):G:O2'	36:DA:272(C):G:C5'	2.69	0.41
36:DA:686:G:N2	36:DA:788:A:H61	2.19	0.41
36:DA:1446:C:O2'	36:DA:1447:G:H5'	2.21	0.41
36:DA:2228:G:P	39:DD:261:LYS:HZ1	2.43	0.41
36:DA:2240:C:O2'	36:DA:2241:A:H5'	2.21	0.41
36:DA:2299:G:H2'	36:DA:2300:G:C8	2.56	0.41
42:DG:65:GLY:O	42:DG:66:GLN:O	2.39	0.41
44:DI:2:LYS:HD3	44:DI:20:ASP:HB3	2.03	0.41
45:DJ:5:UNK:C	45:DJ:7:UNK:N	2.83	0.41
48:DP:107:LYS:O	48:DP:109:GLY:N	2.53	0.41
50:DR:65:LEU:HD12	50:DR:65:LEU:HA	1.61	0.41
52:DT:89:VAL:O	52:DT:90:GLN:C	2.59	0.41
57:DY:76:CYS:HG	57:DY:77:PRO:HD2	1.78	0.41
58:DZ:31:ARG:HD3	58:DZ:32:HIS:CE1	2.56	0.41
58:DZ:59:LEU:O	58:DZ:67:LEU:HD23	2.21	0.41
58:DZ:145:GLU:HA	58:DZ:145:GLU:OE1	2.20	0.41
58:DZ:165:VAL:HG11	58:DZ:169:GLU:HB3	2.02	0.41
1:AA:9:G:OP1	5:AE:122:GLU:HG3	2.21	0.41
1:AA:163:C:O2'	1:AA:164:U:H5'	2.21	0.41
1:AA:198:G:H2'	1:AA:199:G:C8	2.55	0.41
1:AA:393:A:C2	1:AA:394:G:C8	3.09	0.41
1:AA:421:U:O2	1:AA:421:U:C2'	2.64	0.41
1:AA:585:G:OP1	17:AQ:37:LYS:HE3	2.20	0.41
1:AA:600:C:H2'	1:AA:601:C:H6	1.84	0.41
1:AA:622:A:C8	1:AA:623:C:C6	3.09	0.41
1:AA:659:U:OP1	15:AO:9:GLN:NE2	2.54	0.41
1:AA:665:A:C8	1:AA:733:A:C2	3.09	0.41
1:AA:923:A:H2'	1:AA:924:C:H6	1.82	0.41

Continued on next page...

Continued from previous page...

Atom-1	Atom-2	Interatomic distance (Å)	Clash overlap (Å)
1:AA:949:A:H2'	1:AA:950:U:O4'	2.20	0.41
1:AA:973:G:H1'	10:AJ:55:LYS:HE2	2.03	0.41
1:AA:1055:A:N7	1:AA:1200:C:N4	2.62	0.41
1:AA:1065:U:H3	1:AA:1109:C:H5''	1.86	0.41
1:AA:1079:G:O3'	5:AE:14:ARG:NH2	2.53	0.41
1:AA:1253:G:O2'	1:AA:1254:C:H5'	2.21	0.41
1:AA:1405:G:O4'	1:AA:1519:A:H4'	2.21	0.41
1:AA:1493:A:C6	24:AX:20:A2M:C8	3.03	0.41
1:AA:1502:A:H2	1:AA:1505:G:C2	2.36	0.41
2:AB:80:ILE:HD12	2:AB:80:ILE:N	2.36	0.41
2:AB:163:PHE:HE2	2:AB:215:LEU:HD13	1.85	0.41
2:AB:216:SER:C	2:AB:218:ALA:N	2.74	0.41
3:AC:28:GLN:O	3:AC:29:TYR:C	2.59	0.41
3:AC:67:THR:HG22	3:AC:69:HIS:CD2	2.56	0.41
4:AD:127:THR:HA	4:AD:132:ARG:HA	2.03	0.41
5:AE:40:ARG:HG2	5:AE:40:ARG:NH1	2.35	0.41
5:AE:150:ARG:CZ	5:AE:150:ARG:HB2	2.50	0.41
8:AH:1:MET:H2	8:AH:1:MET:CE	2.34	0.41
8:AH:82:HIS:CE1	8:AH:84:ARG:HB2	2.55	0.41
8:AH:98:LYS:H	8:AH:98:LYS:HG2	1.66	0.41
9:AI:16:ARG:HH21	9:AI:64:THR:CG2	2.31	0.41
9:AI:114:TYR:H	9:AI:114:TYR:HD1	1.64	0.41
10:AJ:5:ARG:HA	10:AJ:73:ASP:OD1	2.20	0.41
10:AJ:67:THR:O	10:AJ:67:THR:CG2	2.65	0.41
11:AK:99:GLN:HA	11:AK:105:VAL:HG13	2.03	0.41
12:AL:29:GLY:O	12:AL:30:ALA:O	2.39	0.41
13:AM:102:ARG:HG2	13:AM:105:THR:OG1	2.21	0.41
15:AO:83:GLU:C	15:AO:85:LEU:N	2.74	0.41
16:AP:43:LYS:CG	16:AP:48:TRP:CD2	3.03	0.41
16:AP:55:ARG:O	16:AP:58:TYR:HB3	2.21	0.41
18:AR:72:ARG:O	18:AR:76:LEU:HD23	2.21	0.41
19:AS:10:PHE:CE2	19:AS:37:ARG:O	2.73	0.41
19:AS:53:ASN:HD21	19:AS:58:VAL:HG13	1.86	0.41
22:AV:37:A:H3'	22:AV:38:A:H8	1.86	0.41
25:AY:22:ARG:HH11	25:AY:22:ARG:HG3	1.85	0.41
25:AY:23:ILE:O	25:AY:23:ILE:HG22	2.20	0.41
25:AZ:111:ASP:OD1	25:AZ:111:ASP:N	2.53	0.41
26:B0:50:ASN:O	26:B0:62:LEU:HB2	2.20	0.41
27:B1:80:LEU:HA	27:B1:80:LEU:HD23	1.85	0.41
27:B1:82:LEU:C	27:B1:83:GLU:CD	2.80	0.41
28:B2:18:PRO:HG2	28:B2:19:VAL:HG23	2.03	0.41

Continued on next page...

Continued from previous page...

Atom-1	Atom-2	Interatomic distance (Å)	Clash overlap (Å)
28:B2:67:LYS:O	28:B2:70:GLN:HG2	2.20	0.41
29:B3:40:THR:HG23	29:B3:43:ILE:CG1	2.49	0.41
30:B4:31:ILE:HG22	30:B4:32:TYR:N	2.35	0.41
30:B4:51:ASP:OD1	30:B4:52:THR:N	2.54	0.41
31:B5:4:HIS:CB	31:B5:5:PRO:HD3	2.31	0.41
32:B6:28:ARG:HB3	32:B6:28:ARG:HH11	1.83	0.41
34:B8:4:MET:O	34:B8:62:LEU:HD11	2.21	0.41
36:BA:270:A:O2'	36:BA:271:A:H5'	2.20	0.41
36:BA:365:C:H6	36:BA:365:C:C5'	2.24	0.41
36:BA:545:C:N4	36:BA:547:A:C2	2.89	0.41
36:BA:636:G:OP1	48:BP:132:LYS:HD2	2.21	0.41
36:BA:851:U:H2'	36:BA:852:G:C8	2.56	0.41
36:BA:1116:C:H2'	36:BA:1117:G:H5'	2.03	0.41
36:BA:1151:G:H2'	36:BA:1152:C:C6	2.56	0.41
36:BA:1614:A:H61	55:BW:88:ARG:H	1.69	0.41
36:BA:1797:C:H4'	39:BD:257:LEU:O	2.20	0.41
36:BA:1826:G:H2'	36:BA:1827:C:H6	1.84	0.41
36:BA:1836:C:H2'	36:BA:1837:C:H6	1.86	0.41
36:BA:1864:U:H2'	36:BA:1865:G:H5'	2.03	0.41
36:BA:1882:C:O2	36:BA:1882:C:H2'	2.20	0.41
36:BA:2000:G:O2'	36:BA:2001:A:H5'	2.21	0.41
36:BA:2094:G:H1'	36:BA:2198:A:N6	2.35	0.41
36:BA:2282:G:H5''	36:BA:2283:C:O4'	2.20	0.41
36:BA:2376:A:H2'	36:BA:2377:A:O4'	2.21	0.41
36:BA:2582:G:H2'	36:BA:2582:G:N3	2.36	0.41
36:BA:2687:U:H2'	36:BA:2688:U:O4'	2.21	0.41
36:BA:2777:G:H5''	36:BA:2778:A:H5'	2.02	0.41
36:BA:2810:A:C2'	40:BE:61:ARG:NH2	2.79	0.41
37:BB:7:G:O5'	51:BS:29:PHE:HE2	2.04	0.41
37:BB:42:C:O2	42:BG:92:VAL:HA	2.21	0.41
38:BC:27:ALA:HA	38:BC:30:VAL:HG23	2.03	0.41
38:BC:166:ASN:HB3	38:BC:172:ILE:CG1	2.50	0.41
38:BC:180:SER:O	38:BC:181:PHE:C	2.59	0.41
39:BD:24:ILE:HD13	39:BD:24:ILE:C	2.39	0.41
39:BD:240:ALA:HB1	39:BD:241:PRO:HD2	2.03	0.41
40:BE:49:LEU:O	40:BE:78:LEU:CB	2.69	0.41
40:BE:51:PHE:N	40:BE:74:PRO:HG2	2.36	0.41
40:BE:52:LEU:O	40:BE:75:VAL:N	2.52	0.41
40:BE:117:MET:HE1	40:BE:124:GLY:HA3	2.03	0.41
41:BF:122:LYS:HA	41:BF:122:LYS:CE	2.32	0.41
41:BF:180:GLY:O	41:BF:182:ASN:N	2.54	0.41

Continued on next page...

Continued from previous page...

Atom-1	Atom-2	Interatomic distance (Å)	Clash overlap (Å)
42:BG:161:THR:HG22	42:BG:162:THR:N	2.36	0.41
43:BH:35:VAL:O	43:BH:35:VAL:HG12	2.21	0.41
43:BH:41:MET:CE	43:BH:53:GLU:H	2.33	0.41
44:BI:5:LEU:CD1	44:BI:19:VAL:HG12	2.32	0.41
44:BI:73:GLU:HG2	44:BI:74:ASN:H	1.81	0.41
44:BI:83:ALA:HB2	44:BI:88:ILE:HA	2.00	0.41
44:BI:134:PRO:HG2	44:BI:135:GLU:N	2.24	0.41
48:BP:7:ARG:C	48:BP:9:ASN:N	2.74	0.41
48:BP:124:LYS:HD3	48:BP:124:LYS:HA	1.82	0.41
50:BR:53:HIS:HB2	50:BR:94:TYR:HE2	1.86	0.41
51:BS:15:ARG:NH1	51:BS:15:ARG:CB	2.73	0.41
51:BS:53:SER:C	51:BS:55:ALA:H	2.23	0.41
51:BS:71:ARG:O	51:BS:75:GLU:HB2	2.21	0.41
51:BS:99:LYS:C	51:BS:101:LEU:N	2.74	0.41
54:BV:2:PHE:HB2	54:BV:42:GLY:CA	2.50	0.41
55:BW:111:HIS:CG	55:BW:112:GLY:N	2.87	0.41
57:BY:51:VAL:CG1	57:BY:53:PRO:HD2	2.46	0.41
57:BY:88:LYS:HZ1	57:BY:93:GLY:C	2.24	0.41
58:BZ:11:GLU:H	58:BZ:11:GLU:CD	2.24	0.41
58:BZ:14:LYS:HB2	58:BZ:17:ALA:HB3	2.02	0.41
58:BZ:40:ASP:HB3	58:BZ:43:GLU:OE1	2.20	0.41
58:BZ:42:VAL:CG1	58:BZ:43:GLU:N	2.84	0.41
58:BZ:151:HIS:O	58:BZ:171:ILE:CG2	2.69	0.41
1:CA:9:G:H5'	5:CE:122:GLU:OE2	2.20	0.41
1:CA:336:C:O2'	1:CA:337:C:H5'	2.21	0.41
1:CA:622:A:C8	1:CA:623:C:C6	3.09	0.41
1:CA:684:A:H2'	1:CA:685:G:C8	2.56	0.41
1:CA:721:G:H4'	1:CA:722:A:O4'	2.20	0.41
1:CA:778:G:H2'	1:CA:779:C:O4'	2.20	0.41
1:CA:1017:G:H2'	1:CA:1018:C:C6	2.56	0.41
1:CA:1019:C:H2'	1:CA:1020:U:H5'	2.02	0.41
1:CA:1288:A:H2'	1:CA:1289:A:C8	2.56	0.41
1:CA:1297:C:O2'	7:CG:114:ARG:NH2	2.54	0.41
2:CB:20:GLU:OE2	2:CB:191:ASP:HB2	2.21	0.41
2:CB:237:ALA:O	2:CB:238:LEU:HB3	2.21	0.41
3:CC:28:GLN:O	3:CC:29:TYR:C	2.59	0.41
3:CC:33:LEU:HD21	14:CN:53:LEU:CD2	2.49	0.41
4:CD:54:TYR:O	4:CD:55:ALA:C	2.59	0.41
5:CE:148:VAL:C	5:CE:150:ARG:N	2.74	0.41
6:CF:15:ASP:OD1	6:CF:15:ASP:O	2.39	0.41
7:CG:26:PHE:HZ	7:CG:120:ILE:CG2	2.32	0.41

Continued on next page...

Continued from previous page...

Atom-1	Atom-2	Interatomic distance (Å)	Clash overlap (Å)
7:CG:137:LYS:HB3	7:CG:137:LYS:HE2	1.74	0.41
8:CH:40:ALA:C	8:CH:42:GLU:N	2.73	0.41
9:CI:7:THR:O	9:CI:83:ARG:HD2	2.20	0.41
9:CI:25:LYS:HE3	9:CI:25:LYS:HB2	1.85	0.41
9:CI:50:LEU:HB3	9:CI:56:LEU:HA	2.01	0.41
10:CJ:29:ARG:C	10:CJ:31:GLY:H	2.23	0.41
12:CL:93:LEU:HB3	12:CL:96:VAL:CG2	2.51	0.41
17:CQ:9:VAL:O	17:CQ:21:VAL:HA	2.21	0.41
18:CR:84:LYS:HD3	18:CR:84:LYS:HA	1.89	0.41
19:CS:21:GLU:HG3	19:CS:22:LEU:HD23	2.01	0.41
19:CS:39:THR:HG23	19:CS:68:GLY:O	2.21	0.41
21:CU:12:LYS:HB2	21:CU:22:ARG:HD2	2.03	0.41
21:CU:24:ARG:O	21:CU:25:LYS:CB	2.69	0.41
25:CY:71:THR:O	25:CY:72:ASP:C	2.59	0.41
25:CZ:4:ILE:CG1	25:CZ:76:LEU:HG	2.48	0.41
28:D2:43:GLN:O	28:D2:45:SER:OG	2.37	0.41
29:D3:36:VAL:O	29:D3:36:VAL:HG23	2.20	0.41
30:D4:16:CYS:HG	30:D4:36:CYS:CB	2.34	0.41
31:D5:6:VAL:HG22	36:DA:2015:A:C2	2.56	0.41
31:D5:46:CYS:HA	31:D5:47:PRO:HD2	1.72	0.41
34:D8:39:LYS:HG2	34:D8:43:GLN:HE21	1.86	0.41
36:DA:322:A:OP2	41:DF:169:ASN:HB2	2.21	0.41
36:DA:495:G:O2'	55:DW:62:HIS:HE1	2.03	0.41
36:DA:603:A:HO2'	36:DA:604:G:P	2.44	0.41
36:DA:654(N):G:C2'	36:DA:654(O):G:H5'	2.50	0.41
36:DA:776:G:H4'	36:DA:777:A:O5'	2.19	0.41
36:DA:832:G:H5'	48:DP:45:LEU:HD11	2.02	0.41
36:DA:832:G:H21	48:DP:53:GLY:CA	2.33	0.41
36:DA:924:C:H2'	36:DA:925:C:C6	2.56	0.41
36:DA:954:G:C6	36:DA:955:C:C4	3.09	0.41
36:DA:1142(A):A:C4	36:DA:1144:G:C8	3.08	0.41
36:DA:1501:C:H6	36:DA:1501:C:H5''	1.84	0.41
36:DA:1504:C:O2'	36:DA:1505:C:O5'	2.39	0.41
36:DA:1711:C:H2'	36:DA:1712:C:C6	2.56	0.41
36:DA:2107:C:H5'	38:DC:3:LYS:CE	2.35	0.41
36:DA:2321:G:H2'	36:DA:2321:G:N3	2.36	0.41
36:DA:2738:A:C2	36:DA:2739:U:H1'	2.55	0.41
36:DA:2870:C:H2'	36:DA:2871:C:H5'	2.03	0.41
37:DB:18:G:H2'	37:DB:19:G:H8	1.85	0.41
37:DB:53:A:C2	37:DB:54:G:C1'	3.04	0.41
38:DC:30:VAL:CG1	38:DC:42:VAL:HG22	2.51	0.41

Continued on next page...

Continued from previous page...

Atom-1	Atom-2	Interatomic distance (Å)	Clash overlap (Å)
39:DD:28:GLU:H	39:DD:29:PRO:CD	2.24	0.41
39:DD:31:LYS:HB3	39:DD:34:VAL:CG2	2.50	0.41
39:DD:93:ALA:HB3	39:DD:105:ILE:CG2	2.51	0.41
39:DD:94:LEU:CD2	39:DD:94:LEU:C	2.89	0.41
39:DD:241:PRO:O	39:DD:243:GLY:N	2.54	0.41
40:DE:31:CYS:HB3	40:DE:49:LEU:HB3	2.02	0.41
41:DF:54:ARG:NH2	41:DF:77:ASP:OD1	2.54	0.41
42:DG:12:TYR:HD1	42:DG:13:GLU:N	2.19	0.41
42:DG:39:ILE:O	42:DG:92:VAL:O	2.37	0.41
42:DG:71:THR:HB	42:DG:89:GLY:C	2.40	0.41
42:DG:90:LEU:HD12	42:DG:90:LEU:HA	1.89	0.41
42:DG:101:ILE:HG22	42:DG:101:ILE:O	2.20	0.41
42:DG:130:ASN:ND2	42:DG:160:VAL:HA	2.28	0.41
42:DG:141:PHE:O	42:DG:142:PRO:C	2.59	0.41
42:DG:153:ARG:H	42:DG:153:ARG:HG2	1.68	0.41
42:DG:178:PHE:CD1	42:DG:178:PHE:N	2.86	0.41
43:DH:15:VAL:HG12	43:DH:79:VAL:CG2	2.51	0.41
45:DJ:14:UNK:C	45:DJ:62:UNK:HA	2.50	0.41
45:DJ:107:UNK:O	45:DJ:108:UNK:CB	2.69	0.41
48:DP:7:ARG:C	48:DP:9:ASN:N	2.73	0.41
48:DP:114:ILE:O	48:DP:115:LEU:HB3	2.20	0.41
49:DQ:52:VAL:HG13	49:DQ:56:ARG:HG2	2.03	0.41
49:DQ:70:PRO:CA	49:DQ:95:ALA:HB2	2.51	0.41
50:DR:113:LEU:HD23	50:DR:113:LEU:O	2.21	0.41
51:DS:58:LEU:HG	51:DS:59:LYS:H	1.84	0.41
53:DU:33:ARG:O	53:DU:34:LYS:C	2.59	0.41
53:DU:39:LEU:HD23	53:DU:39:LEU:HA	1.75	0.41
54:DV:21:ARG:CB	54:DV:91:TYR:HB2	2.48	0.41
56:DX:8:ILE:CD1	56:DX:42:ALA:HB1	2.51	0.41
56:DX:83:VAL:O	56:DX:84:ALA:C	2.59	0.41
58:DZ:70:LEU:CB	58:DZ:91:LEU:HD21	2.50	0.41
58:DZ:162:GLU:H	58:DZ:162:GLU:CD	2.24	0.41
1:AA:20:U:H6	1:AA:20:U:O5'	2.04	0.41
1:AA:93:G:H2'	1:AA:96:U:H5'	2.01	0.41
1:AA:116:A:H61	1:AA:313:A:H1'	1.86	0.41
1:AA:127:G:O2'	1:AA:128:G:H5'	2.21	0.41
1:AA:523:A:N6	12:AL:53:ARG:NH1	2.68	0.41
1:AA:583:A:H2'	1:AA:584:G:O4'	2.21	0.41
1:AA:894:G:C6	1:AA:895:G:C5	3.09	0.41
1:AA:945:G:N3	1:AA:945:G:H2'	2.36	0.41
1:AA:959:A:H3'	1:AA:960:U:H5''	2.03	0.41

Continued on next page...

Continued from previous page...

Atom-1	Atom-2	Interatomic distance (Å)	Clash overlap (Å)
1:AA:969:A:H2'	1:AA:970:C:H5'	2.03	0.41
1:AA:1503:A:O2'	1:AA:1504:G:O5'	2.30	0.41
2:AB:83:MET:SD	2:AB:234:PRO:CG	3.08	0.41
2:AB:212:GLN:HG3	2:AB:235:SER:CB	2.50	0.41
4:AD:49:ARG:O	4:AD:51:PRO:CD	2.66	0.41
4:AD:103:ASN:O	4:AD:104:VAL:C	2.59	0.41
4:AD:132:ARG:HG2	4:AD:132:ARG:NH1	2.36	0.41
6:AF:15:ASP:C	6:AF:17:SER:N	2.74	0.41
6:AF:42:GLU:O	6:AF:42:GLU:CG	2.66	0.41
7:AG:111:ARG:NH2	7:AG:122:HIS:HB3	2.36	0.41
7:AG:145:ALA:C	7:AG:147:ALA:N	2.75	0.41
8:AH:86:ILE:O	8:AH:88:LYS:HG3	2.21	0.41
9:AI:5:TYR:CD1	9:AI:5:TYR:C	2.94	0.41
10:AJ:32:ALA:HB3	10:AJ:76:ASN:O	2.21	0.41
10:AJ:40:LEU:HB2	10:AJ:69:ASN:CB	2.51	0.41
11:AK:84:VAL:CG2	11:AK:110:ASP:HA	2.51	0.41
11:AK:116:HIS:O	11:AK:117:ASN:CB	2.68	0.41
15:AO:18:PHE:O	15:AO:18:PHE:CD1	2.74	0.41
18:AR:51:LEU:HA	18:AR:52:PRO:HD3	1.74	0.41
19:AS:75:ALA:O	19:AS:76:PRO:C	2.56	0.41
20:AT:10:LEU:O	20:AT:13:LEU:CD1	2.69	0.41
36:BA:6:A:O2'	46:BN:130:HIS:HB3	2.20	0.41
36:BA:275:G:N2	36:BA:276:A:C8	2.89	0.41
36:BA:414:C:O2	36:BA:1864:U:O2'	2.31	0.41
36:BA:775:G:C5	36:BA:794:G:C8	3.09	0.41
36:BA:1399:C:O2'	36:BA:1400:G:H5'	2.21	0.41
36:BA:1827:C:H2'	36:BA:1828:G:C5'	2.51	0.41
36:BA:2653:U:H2'	36:BA:2654:A:C8	2.56	0.41
36:BA:2779:U:O2	36:BA:2779:U:O4'	2.38	0.41
36:BA:2849:U:HO2'	36:BA:2866:U:H6	1.66	0.41
37:BB:3:C:C4	37:BB:4:C:N4	2.89	0.41
40:BE:51:PHE:N	40:BE:74:PRO:HB3	2.36	0.41
40:BE:52:LEU:HA	40:BE:53:PRO:HD3	1.81	0.41
41:BF:117:ARG:HG2	41:BF:192:LEU:HB2	2.02	0.41
41:BF:185:ASP:OD1	41:BF:188:ARG:NH1	2.48	0.41
44:BI:82:ARG:O	44:BI:88:ILE:HG23	2.21	0.41
45:BJ:8:UNK:C	45:BJ:10:UNK:H	2.35	0.41
46:BN:51:PHE:CE2	46:BN:119:ARG:HD2	2.56	0.41
47:BO:85:VAL:O	47:BO:87:ILE:HG23	2.21	0.41
50:BR:67:LEU:HD22	50:BR:67:LEU:HA	1.85	0.41
52:BT:50:ILE:O	52:BT:99:LEU:HD12	2.21	0.41

Continued on next page...

Continued from previous page...

Atom-1	Atom-2	Interatomic distance (Å)	Clash overlap (Å)
52:BT:78:LEU:O	52:BT:79:HIS:ND1	2.54	0.41
53:BU:74:LEU:H	53:BU:74:LEU:HD12	1.86	0.41
53:BU:95:LEU:HD12	54:BV:11:GLN:HB2	2.03	0.41
56:BX:25:LYS:HA	56:BX:81:VAL:O	2.20	0.41
56:BX:47:PHE:O	56:BX:49:VAL:HG13	2.21	0.41
57:BY:6:HIS:NE2	57:BY:32:PRO:HB3	2.36	0.41
57:BY:97:ARG:O	57:BY:98:VAL:CB	2.69	0.41
58:BZ:30:ASN:CB	58:BZ:90:VAL:O	2.68	0.41
1:CA:175:C:H2'	1:CA:176:C:C6	2.56	0.41
1:CA:175:C:H2'	1:CA:176:C:H6	1.86	0.41
1:CA:422:C:H1'	1:CA:423:G:N2	2.36	0.41
1:CA:682:G:O2'	1:CA:683:G:H5'	2.21	0.41
1:CA:912:C:O2'	1:CA:913:A:H5'	2.20	0.41
1:CA:960:U:O2	1:CA:960:U:C2'	2.69	0.41
1:CA:1114:C:O2'	1:CA:1115:C:H5'	2.21	0.41
1:CA:1489:G:O2'	1:CA:1490:C:H5'	2.20	0.41
1:CA:1495:U:O2'	1:CA:1496:C:H5'	2.21	0.41
2:CB:167:PRO:C	2:CB:169:LYS:H	2.24	0.41
4:CD:7:PRO:CB	4:CD:10:ARG:HD2	2.47	0.41
4:CD:162:LEU:CD1	4:CD:181:MET:HG2	2.48	0.41
9:CI:19:LEU:HD23	9:CI:61:ALA:CB	2.40	0.41
9:CI:95:LYS:HD3	9:CI:96:LEU:HB2	2.02	0.41
10:CJ:36:GLY:HA2	10:CJ:37:PRO:HD3	1.93	0.41
11:CK:18:ARG:NH2	11:CK:36:ASP:C	2.75	0.41
11:CK:24:SER:C	11:CK:26:ASN:N	2.73	0.41
11:CK:69:ALA:O	11:CK:70:LYS:C	2.59	0.41
14:CN:37:PHE:HE1	14:CN:53:LEU:HD22	1.86	0.41
14:CN:47:LEU:O	14:CN:50:LYS:N	2.50	0.41
16:CP:72:ARG:HH21	16:CP:73:LEU:HD21	1.85	0.41
18:CR:87:ARG:HB3	18:CR:87:ARG:CZ	2.51	0.41
19:CS:10:PHE:CE2	19:CS:37:ARG:O	2.74	0.41
19:CS:58:VAL:O	19:CS:58:VAL:CG2	2.68	0.41
20:CT:56:MET:O	20:CT:59:ALA:HB3	2.21	0.41
20:CT:91:LEU:C	20:CT:93:GLU:N	2.73	0.41
23:CV:61:C:H2'	23:CV:62:C:C6	2.56	0.41
59:CX:18:G:H8	59:CX:18:G:O5'	2.04	0.41
59:CX:20:A2M:C1'	59:CX:21:A2M:P	3.09	0.41
25:CZ:21:LYS:HD2	25:CZ:22:ARG:N	2.36	0.41
27:D1:81:LYS:CE	36:DA:271(H):G:H5''	2.47	0.41
32:D6:14:THR:O	32:D6:14:THR:HG23	2.21	0.41
36:DA:11:G:H8	36:DA:11:G:O5'	2.03	0.41

Continued on next page...

Continued from previous page...

Atom-1	Atom-2	Interatomic distance (Å)	Clash overlap (Å)
36:DA:65:C:H2'	36:DA:66:C:H6	1.85	0.41
36:DA:119:A:H4'	36:DA:120:U:H5'	2.03	0.41
36:DA:478:A:H2	57:DY:44:ILE:HD13	1.86	0.41
36:DA:483:A:H1'	57:DY:59:GLY:O	2.21	0.41
36:DA:722:A:N3	36:DA:722:A:H2'	2.35	0.41
36:DA:786:C:C2'	36:DA:787:U:H5'	2.51	0.41
36:DA:942:G:O2'	36:DA:943:U:H5'	2.21	0.41
36:DA:1321:A:H2'	36:DA:1322:A:O4'	2.20	0.41
36:DA:1530:C:H2'	36:DA:1531:C:H6	1.84	0.41
36:DA:1561:G:H2'	36:DA:1562:A:H8	1.86	0.41
36:DA:1841:U:H2'	36:DA:1842:G:C8	2.56	0.41
36:DA:1902:C:C2'	36:DA:1903:G:O5'	2.69	0.41
36:DA:2100:G:H1	36:DA:2189:U:H3	1.68	0.41
36:DA:2415:G:C5	36:DA:2416:C:C4	3.09	0.41
36:DA:2516:G:C6	36:DA:2517:C:C4	3.09	0.41
36:DA:2784:C:H2'	36:DA:2785:C:C6	2.56	0.41
37:DB:3:C:C4	37:DB:4:C:N4	2.89	0.41
37:DB:105:A:P	58:DZ:72:ARG:HH22	2.44	0.41
38:DC:40:GLU:O	38:DC:178:LYS:HA	2.21	0.41
39:DD:43:ARG:NH1	39:DD:44:ASN:ND2	2.68	0.41
39:DD:117:VAL:HG21	39:DD:128:GLY:CA	2.51	0.41
39:DD:204:ILE:HG12	39:DD:204:ILE:H	1.66	0.41
41:DF:25:PRO:HB3	41:DF:119:ARG:CB	2.39	0.41
42:DG:49:ASP:O	42:DG:50:ALA:C	2.58	0.41
43:DH:61:HIS:O	43:DH:63:SER:N	2.53	0.41
44:DI:77:LEU:HD13	44:DI:140:LEU:CA	2.49	0.41
44:DI:121:LYS:O	44:DI:122:GLU:HG2	2.21	0.41
45:DJ:4:UNK:H	45:DJ:7:UNK:CB	2.34	0.41
45:DJ:95:UNK:O	45:DJ:96:UNK:C	2.67	0.41
46:DN:123:TYR:CZ	46:DN:129:PRO:HD2	2.56	0.41
51:DS:90:GLY:C	51:DS:92:TYR:N	2.74	0.41
52:DT:89:VAL:CG1	52:DT:91:ARG:NE	2.78	0.41
53:DU:92:ARG:O	53:DU:93:LYS:C	2.59	0.41
55:DW:10:VAL:HG12	55:DW:12:ILE:HG22	2.03	0.41
55:DW:20:VAL:CG2	55:DW:47:VAL:HG21	2.51	0.41
58:DZ:6:LYS:HA	58:DZ:60:GLU:CB	2.42	0.41
58:DZ:102:LEU:HD13	58:DZ:139:VAL:HG22	2.02	0.41
58:DZ:111:VAL:HG12	58:DZ:111:VAL:O	2.20	0.41
58:DZ:127:LYS:O	58:DZ:127:LYS:HG3	2.20	0.41
1:AA:102:G:C6	1:AA:103:C:C4	3.09	0.40
1:AA:577:G:C8	1:AA:816:A:C6	3.09	0.40

Continued on next page...

Continued from previous page...

Atom-1	Atom-2	Interatomic distance (Å)	Clash overlap (Å)
1:AA:690:G:C6	1:AA:691:G:C6	3.09	0.40
1:AA:987:G:N2	1:AA:1219:U:N3	2.69	0.40
1:AA:1057:G:H4'	3:AC:196:LEU:O	2.21	0.40
1:AA:1292:U:O2'	1:AA:1293:G:H5'	2.21	0.40
1:AA:1304:G:OP1	21:AU:2:GLY:N	2.54	0.40
1:AA:1415:G:O2'	1:AA:1416:G:H5'	2.20	0.40
2:AB:9:GLU:O	2:AB:12:GLU:HG3	2.21	0.40
2:AB:109:SER:C	2:AB:111:ARG:H	2.23	0.40
3:AC:52:LEU:N	3:AC:52:LEU:CD2	2.83	0.40
3:AC:175:LEU:HD21	3:AC:201:TYR:HE2	1.84	0.40
3:AC:196:LEU:HB3	3:AC:197:GLY:H	1.67	0.40
5:AE:7:GLU:HB3	5:AE:112:LEU:HD13	2.03	0.40
6:AF:23:LYS:O	6:AF:27:GLN:HG2	2.21	0.40
6:AF:63:TYR:O	6:AF:65:VAL:N	2.54	0.40
8:AH:48:TYR:CD1	8:AH:48:TYR:C	2.94	0.40
11:AK:31:THR:HA	11:AK:42:TRP:HA	2.03	0.40
12:AL:10:LEU:HD13	17:AQ:32:TYR:CE1	2.56	0.40
13:AM:64:TRP:O	13:AM:66:LEU:HG	2.21	0.40
16:AP:36:ILE:O	16:AP:36:ILE:HG13	2.21	0.40
16:AP:50:LYS:HD3	16:AP:50:LYS:C	2.42	0.40
17:AQ:29:HIS:CE1	17:AQ:31:LEU:HB3	2.56	0.40
17:AQ:53:LEU:HD22	17:AQ:82:MET:HE3	2.02	0.40
19:AS:29:ARG:N	19:AS:29:ARG:CD	2.79	0.40
20:AT:56:MET:HG3	20:AT:84:LEU:CD1	2.51	0.40
22:AV:20:U:H2'	22:AV:20:U:O2	2.20	0.40
23:AW:76:A:O2'	36:BA:2394:C:N3	2.51	0.40
24:AX:21:A2M:HM'2	24:AX:22:A:C5'	2.51	0.40
25:AY:16:TRP:O	25:AY:20:ASP:O	2.38	0.40
25:AZ:166:LEU:HD12	25:AZ:166:LEU:C	2.41	0.40
31:B5:28:PRO:HB3	55:BW:38:TYR:O	2.21	0.40
31:B5:37:LYS:HB2	31:B5:37:LYS:HE3	1.76	0.40
32:B6:5:VAL:HB	36:BA:2284:C:P	2.61	0.40
34:B8:6:THR:CG2	34:B8:63:PRO:HD3	2.51	0.40
36:BA:173:G:N3	36:BA:173:G:H2'	2.35	0.40
36:BA:271(F):C:O2'	36:BA:271(G):C:H5'	2.21	0.40
36:BA:287:C:H2'	36:BA:288:C:C6	2.56	0.40
36:BA:392:C:H5''	36:BA:409:C:H5''	2.03	0.40
36:BA:675:A:OP1	41:BF:63:LYS:HE2	2.22	0.40
36:BA:828:U:O2	36:BA:828:U:C3'	2.69	0.40
36:BA:832:G:H5'	48:BP:45:LEU:HD11	2.03	0.40
36:BA:959:A:N3	36:BA:2457:U:O2'	2.51	0.40

Continued on next page...

Continued from previous page...

Atom-1	Atom-2	Interatomic distance (Å)	Clash overlap (Å)
36:BA:1379:A:H4'	36:BA:1380:G:OP2	2.21	0.40
36:BA:1417:C:O2'	36:BA:1418:G:H5'	2.21	0.40
36:BA:1794:U:H2'	36:BA:1795:C:H6	1.86	0.40
38:BC:182:PRO:HD2	38:BC:185:LYS:HB2	2.03	0.40
39:BD:35:LYS:HD3	39:BD:61:LEU:CG	2.51	0.40
40:BE:56:PRO:O	40:BE:57:LYS:C	2.59	0.40
40:BE:188:VAL:HG22	40:BE:189:PRO:HD2	2.03	0.40
42:BG:45:GLU:H	42:BG:88:ILE:CG1	2.24	0.40
42:BG:63:ILE:CG2	42:BG:143:GLU:HB2	2.46	0.40
42:BG:141:PHE:CD1	42:BG:142:PRO:HD2	2.56	0.40
44:BI:119:PRO:O	44:BI:120:ILE:C	2.59	0.40
48:BP:29:LYS:HD2	48:BP:29:LYS:N	2.36	0.40
49:BQ:137:TYR:N	49:BQ:137:TYR:HD1	2.16	0.40
50:BR:113:LEU:CD2	50:BR:113:LEU:N	2.84	0.40
52:BT:16:ARG:HB3	52:BT:17:THR:H	1.69	0.40
52:BT:28:VAL:CG2	52:BT:46:GLU:CG	2.99	0.40
52:BT:28:VAL:O	52:BT:29:ARG:HD3	2.22	0.40
53:BU:59:ARG:HH11	53:BU:59:ARG:CG	2.34	0.40
54:BV:1:MET:HB3	54:BV:2:PHE:H	1.48	0.40
54:BV:5:VAL:CG2	54:BV:6:LYS:N	2.84	0.40
58:BZ:24:LEU:HD23	58:BZ:24:LEU:C	2.41	0.40
58:BZ:45:ASP:O	58:BZ:46:LYS:C	2.60	0.40
1:CA:8:A:N7	4:CD:208:SER:O	2.54	0.40
1:CA:66:G:C4'	1:CA:173:U:C4	3.04	0.40
1:CA:101:A:O2'	1:CA:102:G:H5'	2.21	0.40
1:CA:134:A:H61	16:CP:25:ARG:HH12	1.69	0.40
1:CA:436:C:O2'	1:CA:437:U:P	2.79	0.40
1:CA:438:G:O3'	1:CA:493:G:N1	2.54	0.40
1:CA:925:G:H1	1:CA:1391:U:H3	1.68	0.40
1:CA:1053:G:C6	1:CA:1199:U:H2'	2.55	0.40
1:CA:1248:A:N3	9:CI:70:LYS:NZ	2.57	0.40
1:CA:1346:A:C8	7:CG:10:ARG:NH2	2.89	0.40
1:CA:1402:C:O2'	1:CA:1403:C:H5'	2.21	0.40
1:CA:1504:G:O2'	1:CA:1505:G:P	2.79	0.40
2:CB:19:HIS:CD2	2:CB:189:ASP:OD2	2.74	0.40
4:CD:112:VAL:HG12	4:CD:116:GLN:CD	2.40	0.40
7:CG:22:LEU:HD23	7:CG:22:LEU:C	2.41	0.40
7:CG:27:ILE:HA	7:CG:30:ILE:CG1	2.51	0.40
8:CH:40:ALA:O	8:CH:42:GLU:N	2.40	0.40
8:CH:109:ILE:HG12	8:CH:110:ALA:N	2.35	0.40
10:CJ:78:ASN:HB2	10:CJ:81:THR:OG1	2.21	0.40

Continued on next page...

Continued from previous page...

Atom-1	Atom-2	Interatomic distance (Å)	Clash overlap (Å)
13:CM:68:GLY:H	13:CM:71:ARG:HB2	1.86	0.40
15:CO:21:ASP:OD1	15:CO:24:SER:HB2	2.21	0.40
17:CQ:26:GLN:O	17:CQ:27:PHE:HB3	2.21	0.40
18:CR:36:ASN:HB2	18:CR:40:LEU:CD1	2.51	0.40
19:CS:53:ASN:HD21	19:CS:58:VAL:HG13	1.86	0.40
26:D0:10:THR:HG22	26:D0:12:ASN:N	2.25	0.40
27:D1:26:ARG:O	27:D1:27:GLU:O	2.39	0.40
30:D4:22:ILE:HG22	30:D4:23:GLU:N	2.35	0.40
36:DA:286:C:H2'	36:DA:287:C:H6	1.86	0.40
36:DA:384:U:H2'	36:DA:385:C:C6	2.55	0.40
36:DA:782:A:H5'	36:DA:783:A:C2	2.56	0.40
36:DA:828:U:O2	36:DA:828:U:C3'	2.69	0.40
36:DA:1028:A:H61	36:DA:1125:G:H2'	1.85	0.40
36:DA:1180:C:H2'	36:DA:1180:C:O2	2.21	0.40
36:DA:1225:G:H2'	36:DA:1226:A:C8	2.55	0.40
36:DA:1248:G:C4	53:DU:3:ARG:HD2	2.56	0.40
36:DA:1280:G:C3'	36:DA:1281:G:C5'	2.98	0.40
36:DA:1453:U:H5'	50:DR:63:ARG:NE	2.36	0.40
36:DA:1686:C:H2'	36:DA:1687:G:O4'	2.21	0.40
36:DA:1706:U:O2'	36:DA:1756:G:H2'	2.21	0.40
36:DA:2222:G:H2'	36:DA:2223:G:H8	1.86	0.40
36:DA:2881:C:O3'	50:DR:96:ARG:HG3	2.20	0.40
38:DC:184:GLU:C	38:DC:185:LYS:HE3	2.41	0.40
39:DD:70:TRP:CD1	39:DD:71:ASP:N	2.89	0.40
42:DG:121:ASN:HB3	42:DG:124:SER:HG	1.85	0.40
43:DH:9:ILE:CG2	43:DH:50:VAL:HB	2.51	0.40
43:DH:70:THR:C	43:DH:72:ILE:H	2.23	0.40
43:DH:105:LEU:HD12	43:DH:162:ILE:HD11	2.02	0.40
44:DI:120:ILE:HG21	44:DI:126:TYR:HE2	1.86	0.40
47:DO:93:PRO:HD3	47:DO:114:ILE:HD11	2.04	0.40
49:DQ:67:ARG:HB3	49:DQ:102:VAL:O	2.20	0.40
54:DV:2:PHE:HB2	54:DV:42:GLY:CA	2.51	0.40
56:DX:24:GLY:CA	56:DX:82:GLN:HE22	2.35	0.40
58:DZ:163:LEU:H	58:DZ:163:LEU:CD2	2.34	0.40
1:AA:524:G:H2'	1:AA:525:C:C6	2.56	0.40
1:AA:586:C:H1'	1:AA:878:G:O2'	2.22	0.40
1:AA:735:C:H2'	1:AA:736:C:C6	2.50	0.40
1:AA:797:C:OP1	11:AK:124:LYS:HG3	2.21	0.40
1:AA:1133:G:C4	1:AA:1142:G:N2	2.89	0.40
1:AA:1442:G:N1	1:AA:1461:G:N2	2.62	0.40
1:AA:1499:A:H2'	1:AA:1500:A:H8	1.87	0.40

Continued on next page...

Continued from previous page...

Atom-1	Atom-2	Interatomic distance (Å)	Clash overlap (Å)
1:AA:1514:C:O2'	1:AA:1515:C:H5'	2.21	0.40
2:AB:193:ASP:HB3	2:AB:196:LEU:CD2	2.50	0.40
5:AE:11:ILE:HD11	5:AE:33:VAL:CG2	2.52	0.40
7:AG:22:LEU:HD23	7:AG:22:LEU:C	2.41	0.40
8:AH:9:MET:O	8:AH:13:ILE:HG12	2.21	0.40
12:AL:75:HIS:HD2	12:AL:77:LEU:H	1.69	0.40
15:AO:66:LEU:N	15:AO:66:LEU:HD12	2.36	0.40
15:AO:70:LEU:HD21	15:AO:77:ARG:HG3	2.03	0.40
20:AT:36:LEU:HA	20:AT:36:LEU:HD13	1.90	0.40
25:AY:34:THR:O	25:AY:35:ARG:C	2.59	0.40
25:AZ:139:PHE:HB3	25:AZ:168:TYR:CE2	2.54	0.40
25:AZ:139:PHE:CB	25:AZ:156:TRP:CE3	3.04	0.40
29:B3:39:ASP:O	29:B3:40:THR:C	2.58	0.40
32:B6:9:LEU:HD12	32:B6:28:ARG:CG	2.39	0.40
33:B7:46:VAL:CG1	33:B7:47:ARG:H	2.34	0.40
34:B8:59:LYS:HZ3	34:B8:59:LYS:CB	2.25	0.40
36:BA:269:U:O2	36:BA:269:U:H2'	2.21	0.40
36:BA:302:C:H2'	36:BA:303:U:C6	2.53	0.40
36:BA:322:A:H5'	36:BA:340:A:C1'	2.51	0.40
36:BA:806:C:H6	36:BA:806:C:O5'	2.04	0.40
36:BA:1142(A):A:C4	36:BA:1144:G:C8	3.09	0.40
36:BA:1446:C:O2'	36:BA:1447:G:H5'	2.21	0.40
36:BA:1623:G:O2'	36:BA:1624:G:H5'	2.21	0.40
36:BA:1956:U:H2'	36:BA:1957:C:H5'	2.03	0.40
36:BA:1999:C:H4'	36:BA:2723:C:O2	2.22	0.40
36:BA:2580:U:H4'	40:BE:130:GLY:HA3	2.03	0.40
37:BB:107:G:O2'	37:BB:108:U:H5'	2.21	0.40
38:BC:7:ARG:HG3	38:BC:35:THR:O	2.21	0.40
39:BD:31:LYS:HA	39:BD:31:LYS:HD2	1.86	0.40
39:BD:106:ILE:HD11	39:BD:196:VAL:HG13	2.04	0.40
40:BE:109:LYS:HB2	40:BE:111:ARG:HH12	1.86	0.40
40:BE:119:ARG:HG3	40:BE:119:ARG:NH1	2.35	0.40
40:BE:156:MET:HB3	40:BE:156:MET:HE2	1.83	0.40
40:BE:167:VAL:HG22	40:BE:170:LEU:HD11	2.02	0.40
40:BE:174:ASP:HB3	40:BE:183:LEU:HB2	2.03	0.40
41:BF:20:LEU:H	41:BF:24:LEU:CD2	2.26	0.40
42:BG:25:TYR:CE2	42:BG:31:VAL:HA	2.56	0.40
43:BH:83:TYR:N	43:BH:83:TYR:CD1	2.86	0.40
44:BI:5:LEU:O	44:BI:6:LEU:CD2	2.63	0.40
46:BN:2:LYS:NZ	54:BV:12:TYR:HA	2.31	0.40
48:BP:24:GLY:O	48:BP:25:SER:HB3	2.21	0.40

Continued on next page...

Continued from previous page...

Atom-1	Atom-2	Interatomic distance (Å)	Clash overlap (Å)
52:BT:38:ASN:ND2	52:BT:40:THR:OG1	2.55	0.40
53:BU:92:ARG:O	53:BU:92:ARG:CG	2.67	0.40
54:BV:52:VAL:HG13	54:BV:52:VAL:O	2.21	0.40
56:BX:82:GLN:HE21	56:BX:83:VAL:N	2.19	0.40
56:BX:83:VAL:O	56:BX:84:ALA:C	2.59	0.40
57:BY:57:GLN:CG	57:BY:58:GLY:N	2.83	0.40
1:CA:563:A:N7	1:CA:567:G:H1'	2.36	0.40
1:CA:774:G:H2'	1:CA:775:G:H8	1.86	0.40
1:CA:818:G:H3'	1:CA:819:A:H5'	2.03	0.40
1:CA:1242:C:O2'	1:CA:1243:C:H5'	2.21	0.40
1:CA:1298:C:C6	7:CG:114:ARG:NH1	2.89	0.40
1:CA:1417:G:N2	1:CA:1482:G:H2'	2.37	0.40
1:CA:1419:G:N2	1:CA:1482:G:H1'	2.37	0.40
1:CA:1481:U:O2'	1:CA:1482:G:H5'	2.21	0.40
1:CA:1511:G:H8	1:CA:1511:G:O5'	2.04	0.40
2:CB:17:PHE:C	2:CB:17:PHE:CD1	2.93	0.40
2:CB:59:GLU:OE2	2:CB:221:LEU:HD12	2.21	0.40
2:CB:70:PHE:N	2:CB:70:PHE:CD1	2.90	0.40
2:CB:115:LEU:HD13	2:CB:145:LEU:HB3	2.02	0.40
2:CB:145:LEU:O	2:CB:149:LEU:HB2	2.21	0.40
3:CC:47:LEU:HD21	3:CC:68:VAL:CG1	2.31	0.40
5:CE:147:ASP:HA	5:CE:150:ARG:HH11	1.87	0.40
6:CF:22:GLU:OE2	6:CF:84:ASN:ND2	2.46	0.40
8:CH:6:ILE:H	8:CH:6:ILE:CD1	2.34	0.40
20:CT:36:LEU:HD13	20:CT:36:LEU:HA	1.92	0.40
20:CT:90:GLN:C	20:CT:93:GLU:HB3	2.42	0.40
27:D1:78:LYS:C	27:D1:80:LEU:H	2.25	0.40
27:D1:78:LYS:O	27:D1:80:LEU:N	2.54	0.40
28:D2:42:GLY:O	28:D2:43:GLN:O	2.39	0.40
36:DA:30:G:H2'	36:DA:31:C:H6	1.85	0.40
36:DA:205:G:O2'	36:DA:206:U:OP2	2.39	0.40
36:DA:216:A:C4	36:DA:432:A:C2	3.09	0.40
36:DA:603:A:O2'	36:DA:604:G:OP2	2.33	0.40
36:DA:803:U:C2'	36:DA:804:A:H5'	2.51	0.40
36:DA:823:G:H2'	36:DA:824:A:C8	2.57	0.40
36:DA:941:A:H2'	36:DA:942:G:C8	2.56	0.40
36:DA:1227:G:OP1	53:DU:13:LYS:CD	2.68	0.40
36:DA:1468:C:H2'	36:DA:1469:A:C8	2.56	0.40
36:DA:1666:G:C2'	36:DA:1667:G:H5'	2.51	0.40
36:DA:2199:A:OP2	36:DA:2200:C:H5	2.04	0.40
36:DA:2580:U:H4'	40:DE:130:GLY:HA3	2.03	0.40

Continued on next page...

Continued from previous page...

Atom-1	Atom-2	Interatomic distance (Å)	Clash overlap (Å)
36:DA:2681:C:H5	36:DA:2725:A:N6	2.05	0.40
36:DA:2795:G:N2	36:DA:2802:G:H21	2.18	0.40
36:DA:2846:G:H2'	36:DA:2847:U:H6	1.85	0.40
37:DB:105:A:OP1	58:DZ:72:ARG:NH2	2.54	0.40
39:DD:30:GLU:CG	39:DD:63:ARG:CZ	2.95	0.40
41:DF:120:GLU:C	41:DF:122:LYS:H	2.24	0.40
42:DG:61:ALA:C	42:DG:62:LEU:HD12	2.41	0.40
42:DG:110:ALA:O	42:DG:112:PRO:HD2	2.21	0.40
43:DH:41:MET:HG2	43:DH:52:VAL:HG22	2.03	0.40
43:DH:87:LEU:CD2	43:DH:164:TYR:HD1	2.34	0.40
44:DI:74:ASN:ND2	44:DI:75:LEU:N	2.66	0.40
47:DO:44:LYS:HA	47:DO:44:LYS:HD3	1.76	0.40
48:DP:35:HIS:O	48:DP:36:LYS:CB	2.69	0.40
49:DQ:137:TYR:OH	58:DZ:81:ARG:CZ	2.69	0.40
51:DS:106:ARG:HH11	51:DS:106:ARG:CB	2.22	0.40
53:DU:95:LEU:HD12	54:DV:11:GLN:HB2	2.03	0.40
55:DW:5:ALA:O	55:DW:6:ILE:CB	2.69	0.40
57:DY:84:ARG:NH2	57:DY:97:ARG:HH21	2.18	0.40
58:DZ:66:SER:C	58:DZ:67:LEU:HD13	2.42	0.40
1:AA:192:U:H2'	1:AA:193:C:C6	2.56	0.40
1:AA:520:A:N1	1:AA:536:C:H1'	2.36	0.40
1:AA:908:A:O2'	1:AA:909:A:H5'	2.21	0.40
1:AA:1010:G:H2'	1:AA:1011:G:H8	1.81	0.40
1:AA:1118:C:H1'	1:AA:1179:A:C4	2.56	0.40
1:AA:1223:C:OP2	19:AS:78:ARG:NH2	2.55	0.40
1:AA:1299:A:H5'	1:AA:1300:G:OP1	2.21	0.40
1:AA:1502:A:N3	1:AA:1502:A:C2'	2.84	0.40
2:AB:63:MET:C	2:AB:65:GLY:N	2.75	0.40
3:AC:46:GLU:O	3:AC:47:LEU:CB	2.63	0.40
3:AC:113:ALA:O	3:AC:115:LEU:N	2.53	0.40
3:AC:119:ARG:HG3	3:AC:119:ARG:NH1	2.37	0.40
4:AD:153:ARG:O	4:AD:181:MET:HE1	2.22	0.40
4:AD:206:PHE:C	4:AD:208:SER:H	2.24	0.40
5:AE:34:VAL:O	5:AE:42:GLY:N	2.55	0.40
6:AF:52:ILE:O	6:AF:52:ILE:HG22	2.21	0.40
7:AG:64:GLN:O	7:AG:67:GLU:HB3	2.20	0.40
8:AH:122:ARG:HB2	8:AH:122:ARG:CZ	2.50	0.40
10:AJ:78:ASN:O	10:AJ:81:THR:HB	2.20	0.40
11:AK:79:SER:CB	11:AK:106:LYS:HD2	2.40	0.40
14:AN:12:ARG:C	14:AN:14:PRO:CD	2.89	0.40
19:AS:15:LEU:O	19:AS:19:VAL:N	2.55	0.40

Continued on next page...

Continued from previous page...

Atom-1	Atom-2	Interatomic distance (Å)	Clash overlap (Å)
20:AT:91:LEU:C	20:AT:93:GLU:N	2.74	0.40
20:AT:99:LEU:O	20:AT:100:ILE:C	2.59	0.40
22:AV:11:A:O2'	22:AV:12:G:H5'	2.21	0.40
22:AV:25:C:H2'	22:AV:26:G:O4'	2.22	0.40
23:AW:64:G:O2'	23:AW:65:C:H5'	2.20	0.40
24:AX:16:A:O2'	24:AX:17:U:H5'	2.21	0.40
25:AZ:152:LEU:HD11	25:AZ:184:TYR:HE1	1.87	0.40
30:B4:1:MET:SD	42:BG:98:ARG:HB2	2.61	0.40
30:B4:14:ILE:CG2	30:B4:16:CYS:HB2	2.51	0.40
34:B8:32:LEU:CD2	34:B8:32:LEU:N	2.84	0.40
36:BA:107:C:O2'	36:BA:108:U:H5'	2.21	0.40
36:BA:243:U:C2'	36:BA:244:A:H5'	2.51	0.40
36:BA:419:C:O2'	36:BA:420:C:H5'	2.21	0.40
36:BA:1038:C:H42	36:BA:1117:G:H1	1.69	0.40
36:BA:1582:C:H2'	36:BA:1583:A:H8	1.85	0.40
36:BA:1591:G:C6	36:BA:1592:C:C4	3.10	0.40
36:BA:1690:A:H2'	36:BA:1691:C:O4'	2.21	0.40
36:BA:1952:A:C5	47:BO:22:ILE:CD1	3.04	0.40
36:BA:2230:G:H2'	36:BA:2231:C:C6	2.56	0.40
36:BA:2646:C:OP2	36:BA:2732:G:O2'	2.28	0.40
38:BC:184:GLU:C	38:BC:185:LYS:HE3	2.42	0.40
39:BD:35:LYS:HD3	39:BD:61:LEU:HG	2.02	0.40
39:BD:69:ARG:O	39:BD:71:ASP:N	2.54	0.40
39:BD:142:VAL:HG22	39:BD:143:HIS:N	2.36	0.40
40:BE:112:GLY:O	40:BE:159:HIS:HA	2.22	0.40
40:BE:185:LYS:HD3	40:BE:185:LYS:HA	1.65	0.40
41:BF:22:ALA:C	41:BF:24:LEU:N	2.73	0.40
43:BH:68:THR:C	43:BH:70:THR:N	2.74	0.40
44:BI:88:ILE:HD11	44:BI:142:VAL:CG1	2.51	0.40
47:BO:47:ILE:HG23	47:BO:48:PRO:CD	2.46	0.40
48:BP:102:ARG:HB2	48:BP:102:ARG:NH1	2.36	0.40
51:BS:48:LEU:N	51:BS:48:LEU:CD1	2.83	0.40
51:BS:59:LYS:HG2	51:BS:61:ASN:H	1.86	0.40
51:BS:75:GLU:HA	51:BS:103:GLU:OE1	2.21	0.40
53:BU:69:CYS:O	53:BU:74:LEU:O	2.39	0.40
55:BW:73:ALA:O	55:BW:106:ILE:HG12	2.21	0.40
58:BZ:7:ALA:HB3	58:BZ:61:LEU:CB	2.50	0.40
58:BZ:157:LEU:HD23	58:BZ:157:LEU:N	2.25	0.40
1:CA:530:G:H8	25:CY:60:ILE:O	2.03	0.40
1:CA:887:G:H2'	1:CA:888:G:H5'	2.03	0.40
1:CA:973:G:H1'	10:CJ:55:LYS:HE2	2.03	0.40

Continued on next page...

Continued from previous page...

Atom-1	Atom-2	Interatomic distance (Å)	Clash overlap (Å)
1:CA:1133:G:H22	1:CA:1143:G:C1'	2.35	0.40
1:CA:1189:C:O3'	3:CC:5:ILE:HD12	2.21	0.40
1:CA:1408:A:C2	1:CA:1409:C:C4	3.09	0.40
3:CC:69:HIS:CD2	3:CC:69:HIS:N	2.88	0.40
4:CD:108:LEU:HD23	4:CD:110:PHE:CE1	2.56	0.40
4:CD:132:ARG:HH11	4:CD:132:ARG:HG2	1.85	0.40
6:CF:5:GLU:O	6:CF:7:ASN:ND2	2.54	0.40
6:CF:62:TRP:C	6:CF:63:TYR:HD1	2.25	0.40
6:CF:87:ARG:HG2	6:CF:87:ARG:NH1	2.36	0.40
7:CG:67:GLU:C	7:CG:69:VAL:H	2.25	0.40
7:CG:141:VAL:O	7:CG:141:VAL:HG12	2.20	0.40
9:CI:4:TYR:N	9:CI:4:TYR:CD1	2.90	0.40
9:CI:16:ARG:HH21	9:CI:64:THR:CG2	2.33	0.40
9:CI:17:VAL:CG1	9:CI:81:ILE:HD13	2.50	0.40
12:CL:117:ARG:NH2	12:CL:124:LYS:CD	2.85	0.40
18:CR:87:ARG:HH11	18:CR:87:ARG:CB	2.34	0.40
20:CT:12:ALA:O	20:CT:15:ARG:HB2	2.22	0.40
23:CW:34:C:H2'	23:CW:35:A:O4'	2.22	0.40
25:CY:16:TRP:HD1	25:CY:27:ILE:HD12	1.86	0.40
25:CY:35:ARG:O	25:CY:36:ARG:CB	2.68	0.40
26:D0:53:MET:HG3	26:D0:59:LEU:CD2	2.52	0.40
27:D1:15:ALA:O	27:D1:40:ARG:HD3	2.20	0.40
28:D2:8:LYS:O	28:D2:11:GLU:N	2.55	0.40
29:D3:48:GLU:O	29:D3:51:ALA:HB2	2.21	0.40
36:DA:196:A:C8	48:DP:46:LYS:HD3	2.56	0.40
36:DA:412:A:H2'	36:DA:413:C:H5'	2.04	0.40
36:DA:612:C:C2'	36:DA:613:G:C5'	2.79	0.40
36:DA:828:U:H4'	36:DA:831:G:N1	2.37	0.40
36:DA:1431:U:H2'	36:DA:1432:C:H6	1.86	0.40
36:DA:1494:A:OP1	36:DA:1494:A:H4'	2.20	0.40
36:DA:1812:A:C1'	39:DD:46:GLN:HE22	2.34	0.40
36:DA:2572:A:C8	40:DE:144:ARG:HB3	2.57	0.40
36:DA:2643:G:C2'	36:DA:2644:G:H5'	2.51	0.40
36:DA:2810:A:C2'	40:DE:61:ARG:NH2	2.79	0.40
36:DA:2817:G:OP1	50:DR:99:LYS:CE	2.69	0.40
36:DA:2841:C:H2'	36:DA:2842:G:H8	1.86	0.40
37:DB:21:G:C8	37:DB:22:U:C2	3.09	0.40
39:DD:24:ILE:HG22	39:DD:91:ARG:HD2	2.04	0.40
39:DD:28:GLU:N	39:DD:29:PRO:CD	2.84	0.40
42:DG:40:ASN:CG	42:DG:41:GLN:N	2.73	0.40
42:DG:93:THR:O	42:DG:94:LEU:CD2	2.69	0.40

Continued on next page...

Continued from previous page...

Atom-1	Atom-2	Interatomic distance (Å)	Clash overlap (Å)
42:DG:173:LEU:HB3	42:DG:174:GLU:H	1.73	0.40
42:DG:173:LEU:HA	42:DG:176:LEU:HD12	2.03	0.40
43:DH:11:VAL:HG23	43:DH:50:VAL:HG23	2.03	0.40
43:DH:83:TYR:O	43:DH:84:SER:CB	2.69	0.40
43:DH:89:ILE:HD11	43:DH:94:TYR:O	2.21	0.40
46:DN:96:GLU:HG2	46:DN:97:ARG:H	1.85	0.40
48:DP:48:PRO:CG	48:DP:49:ARG:N	2.85	0.40
49:DQ:75:THR:HG23	49:DQ:76:LYS:N	2.36	0.40
52:DT:1:MET:O	52:DT:2:ASN:O	2.40	0.40
54:DV:28:GLU:CB	54:DV:29:PRO:HD2	2.51	0.40
1:AA:684:A:H2'	1:AA:685:G:C8	2.56	0.40
1:AA:706:A:H1'	11:AK:29:ILE:CD1	2.51	0.40
1:AA:1033:G:C2'	1:AA:1034:G:H5'	2.52	0.40
1:AA:1068:G:N3	1:AA:1191:A:C2	2.89	0.40
1:AA:1124:G:OP2	1:AA:1124:G:C8	2.74	0.40
1:AA:1310:G:O2'	1:AA:1311:G:H5'	2.22	0.40
2:AB:215:LEU:O	2:AB:219:VAL:HG23	2.22	0.40
3:AC:15:THR:HG23	3:AC:181:ASN:CB	2.51	0.40
4:AD:22:LYS:CB	4:AD:26:CYS:SG	3.10	0.40
4:AD:33:MET:O	4:AD:37:PRO:HG3	2.20	0.40
6:AF:16:GLN:O	6:AF:20:ALA:HB2	2.22	0.40
8:AH:20:TYR:HD1	8:AH:65:TYR:HE2	1.70	0.40
8:AH:33:GLU:OE2	8:AH:50:ARG:NE	2.51	0.40
8:AH:53:VAL:O	8:AH:56:LYS:HB2	2.21	0.40
12:AL:60:LEU:HD23	12:AL:64:TYR:O	2.22	0.40
12:AL:119:LYS:C	12:AL:120:TYR:CD1	2.95	0.40
13:AM:83:ASP:CG	13:AM:84:ILE:N	2.75	0.40
24:AX:21:A2M:H3'	24:AX:21:A2M:H8	2.03	0.40
25:AZ:147:PRO:HA	25:AZ:156:TRP:HA	2.04	0.40
26:B0:32:ARG:NH1	36:BA:2353:G:H5''	2.36	0.40
26:B0:41:ARG:HE	36:BA:2387:U:C1'	2.33	0.40
27:B1:71:TYR:HE2	44:BI:27:ARG:HA	1.85	0.40
28:B2:55:ARG:O	28:B2:58:ALA:HB3	2.22	0.40
32:B6:54:ILE:H	32:B6:54:ILE:HG13	1.64	0.40
33:B7:1:MET:O	33:B7:2:LYS:C	2.59	0.40
33:B7:43:THR:HG22	33:B7:44:PRO:O	2.22	0.40
34:B8:14:VAL:HG21	34:B8:22:VAL:CG1	2.46	0.40
34:B8:33:ASN:O	36:BA:2420:C:P	2.79	0.40
35:B9:23:VAL:O	35:B9:23:VAL:HG12	2.19	0.40
36:BA:284:U:H2'	36:BA:285:C:H6	1.86	0.40
36:BA:773:U:H4'	39:BD:47:GLY:HA2	2.03	0.40

Continued on next page...

Continued from previous page...

Atom-1	Atom-2	Interatomic distance (Å)	Clash overlap (Å)
36:BA:1120:G:H2'	36:BA:1121:C:C6	2.57	0.40
36:BA:1503:U:H2'	36:BA:1504:C:H6	1.85	0.40
36:BA:1547:C:H2'	36:BA:1548:C:C6	2.56	0.40
36:BA:1577:C:H2'	36:BA:1578:U:O4'	2.21	0.40
36:BA:2062:A:H61	36:BA:2503:A:H62	1.69	0.40
36:BA:2301:C:H2'	36:BA:2302:G:O4'	2.20	0.40
36:BA:2360:A:O2'	36:BA:2361:A:O5'	2.40	0.40
36:BA:2517:C:C6	36:BA:2542:A:N1	2.89	0.40
36:BA:2600:A:H2'	36:BA:2601:C:C6	2.56	0.40
36:BA:2643:G:C2'	36:BA:2644:G:H5'	2.52	0.40
36:BA:2698:U:H2'	36:BA:2699:C:H6	1.86	0.40
36:BA:2758:A:C5	43:BH:67:LEU:HD21	2.57	0.40
37:BB:18:G:H2'	37:BB:19:G:H8	1.86	0.40
39:BD:204:ILE:HG12	39:BD:204:ILE:H	1.67	0.40
40:BE:111:ARG:HA	50:BR:2:ARG:NH1	2.36	0.40
42:BG:37:VAL:CG1	42:BG:94:LEU:HD12	2.48	0.40
44:BI:2:LYS:HD3	44:BI:20:ASP:HB3	2.04	0.40
44:BI:111:PRO:HB2	44:BI:112:LYS:CE	2.52	0.40
46:BN:5:VAL:HG13	46:BN:5:VAL:O	2.22	0.40
46:BN:39:ARG:O	46:BN:41:ASP:N	2.55	0.40
47:BO:34:THR:OG1	47:BO:35:VAL:N	2.53	0.40
47:BO:114:ILE:H	47:BO:114:ILE:CD1	2.31	0.40
49:BQ:12:GLN:CG	49:BQ:73:PRO:HD2	2.50	0.40
52:BT:89:VAL:CG1	52:BT:91:ARG:NE	2.77	0.40
53:BU:108:GLU:HG3	54:BV:44:LYS:CD	2.39	0.40
53:BU:110:VAL:O	53:BU:114:LYS:HG2	2.21	0.40
55:BW:76:VAL:CG2	55:BW:101:SER:HB3	2.51	0.40
56:BX:18:TYR:C	56:BX:20:GLY:N	2.74	0.40
1:CA:69:G:H2'	1:CA:70:G:C8	2.56	0.40
1:CA:189:G:C6	1:CA:189(L):G:C6	3.10	0.40
1:CA:562:C:C2	12:CL:16:GLU:HB3	2.56	0.40
1:CA:583:A:H2'	1:CA:584:G:O4'	2.22	0.40
1:CA:624:C:H2'	1:CA:625:G:C8	2.57	0.40
1:CA:785:G:C2'	1:CA:786:G:H5'	2.51	0.40
1:CA:987:G:N2	1:CA:1219:U:N3	2.69	0.40
1:CA:1052:U:H2'	1:CA:1055:A:OP1	2.22	0.40
1:CA:1154:G:H2'	1:CA:1155:G:H8	1.86	0.40
1:CA:1305:G:H5'	21:CU:4:GLY:CA	2.47	0.40
1:CA:1360:A:H8	1:CA:1360:A:OP1	2.05	0.40
2:CB:130:ARG:HB3	2:CB:134:GLU:HG3	2.03	0.40
2:CB:182:ILE:O	2:CB:183:PRO:C	2.59	0.40

Continued on next page...

Continued from previous page...

Atom-1	Atom-2	Interatomic distance (Å)	Clash overlap (Å)
2:CB:189:ASP:OD1	2:CB:189:ASP:N	2.52	0.40
3:CC:87:LEU:O	3:CC:90:GLU:N	2.51	0.40
3:CC:127:ARG:HG2	3:CC:127:ARG:NH1	2.37	0.40
3:CC:130:VAL:O	3:CC:134:ILE:HG13	2.21	0.40
3:CC:167:TRP:HB3	3:CC:168:ALA:H	1.57	0.40
3:CC:175:LEU:HD21	3:CC:201:TYR:HE2	1.86	0.40
6:CF:16:GLN:HA	6:CF:19:LEU:HB3	2.03	0.40
6:CF:97:PHE:HD2	18:CR:31:LEU:HD21	1.82	0.40
7:CG:47:CYS:O	7:CG:50:ILE:HB	2.22	0.40
7:CG:54:THR:O	7:CG:56:GLN:N	2.54	0.40
8:CH:119:LEU:CD1	8:CH:124:ALA:HA	2.48	0.40
10:CJ:6:ILE:HG22	10:CJ:98:ILE:HG23	2.04	0.40
13:CM:83:ASP:CG	13:CM:84:ILE:N	2.74	0.40
14:CN:51:GLY:C	14:CN:53:LEU:N	2.73	0.40
17:CQ:66:SER:O	17:CQ:70:ARG:NH1	2.53	0.40
20:CT:59:ALA:O	20:CT:60:GLU:C	2.59	0.40
23:CV:50:U:O2'	23:CV:51:C:H5'	2.22	0.40
23:CW:41:C:H2'	23:CW:42:G:H8	1.86	0.40
25:CY:31:ILE:O	25:CY:35:ARG:HB2	2.21	0.40
25:CY:66:LEU:HD11	25:CY:77:ILE:HG23	2.03	0.40
26:D0:57:PHE:CD1	26:D0:57:PHE:N	2.88	0.40
30:D4:5:ILE:C	30:D4:6:HIS:CD2	2.94	0.40
34:D8:6:THR:CG2	34:D8:63:PRO:HD3	2.51	0.40
34:D8:61:LEU:CA	34:D8:63:PRO:HD2	2.51	0.40
36:DA:523:C:H2'	36:DA:524:U:H5'	2.04	0.40
36:DA:545:C:N4	36:DA:547:A:C2	2.90	0.40
36:DA:713:G:H2'	36:DA:714:U:C6	2.56	0.40
36:DA:1352:U:O2	36:DA:1570:A:H2	2.05	0.40
36:DA:1399:C:O2'	36:DA:1400:G:H5'	2.20	0.40
36:DA:1509(A):A:H2'	36:DA:1509(B):A:H8	1.85	0.40
36:DA:1591:G:C5'	36:DA:1591:G:H8	2.34	0.40
36:DA:1847:A:N3	36:DA:1847:A:H2'	2.36	0.40
36:DA:2308:G:C6	36:DA:2310:A:H2'	2.54	0.40
36:DA:2406:U:O4	48:DP:70:GLN:HB3	2.20	0.40
36:DA:2811:G:O4'	40:DE:61:ARG:NH2	2.54	0.40
36:DA:2854:G:O2'	36:DA:2855:C:H5'	2.22	0.40
38:DC:32:GLU:HG3	38:DC:33:LEU:HG	2.03	0.40
39:DD:30:GLU:CB	39:DD:35:LYS:HG3	2.52	0.40
39:DD:136:ILE:HA	39:DD:137:PRO:HD3	1.86	0.40
40:DE:111:ARG:HB3	50:DR:2:ARG:HH12	1.85	0.40
42:DG:40:ASN:C	42:DG:155:MET:HB2	2.41	0.40

Continued on next page...

Continued from previous page...

Atom-1	Atom-2	Interatomic distance (Å)	Clash overlap (Å)
44:DI:132:PRO:O	44:DI:133:HIS:ND1	2.55	0.40
46:DN:42:TRP:HE3	46:DN:48:MET:HE1	1.87	0.40
47:DO:9:GLU:O	47:DO:83:ALA:HA	2.22	0.40
49:DQ:30:GLY:CA	49:DQ:107:ALA:HB2	2.52	0.40
49:DQ:50:ALA:O	49:DQ:53:ALA:HB3	2.22	0.40
50:DR:7:GLY:O	50:DR:8:ARG:CG	2.69	0.40
51:DS:34:HIS:O	51:DS:35:ILE:CB	2.69	0.40
51:DS:53:SER:C	51:DS:55:ALA:H	2.24	0.40
51:DS:88:ASP:OD1	51:DS:89:ARG:N	2.54	0.40
52:DT:30:VAL:HG21	52:DT:83:ILE:HG13	2.01	0.40
56:DX:9:LEU:HD11	56:DX:31:HIS:HA	2.02	0.40
58:DZ:134:PRO:O	58:DZ:137:ILE:HD11	2.21	0.40
1:AA:189:G:C6	1:AA:189(L):G:C6	3.09	0.40
1:AA:266:G:C8	1:AA:266:G:H5'	2.56	0.40
1:AA:779:C:C2'	1:AA:780:A:H5'	2.51	0.40
1:AA:947:G:H2'	1:AA:948:C:C6	2.56	0.40
1:AA:1004:A:H8	1:AA:1036:G:O6	2.04	0.40
2:AB:96:ARG:HD3	2:AB:148:TYR:HE1	1.87	0.40
2:AB:111:ARG:NH2	2:AB:145:LEU:HD21	2.29	0.40
4:AD:3:ARG:HG2	4:AD:118:ARG:NE	2.37	0.40
5:AE:12:LEU:O	5:AE:30:ALA:HA	2.21	0.40
8:AH:97:VAL:HG13	8:AH:98:LYS:N	2.36	0.40
9:AI:46:ALA:C	9:AI:47:LEU:HD12	2.42	0.40
10:AJ:7:LYS:NZ	10:AJ:40:LEU:HD11	2.36	0.40
12:AL:24:VAL:HG21	12:AL:97:ARG:O	2.21	0.40
13:AM:32:GLU:O	13:AM:35:GLU:HG2	2.22	0.40
13:AM:35:GLU:HG3	13:AM:36:LYS:H	1.86	0.40
15:AO:63:ARG:HG2	15:AO:67:LEU:CD1	2.51	0.40
17:AQ:54:GLY:O	17:AQ:81:ARG:HB2	2.22	0.40
18:AR:50:ILE:HD12	18:AR:70:ILE:CD1	2.51	0.40
18:AR:53:ARG:C	18:AR:55:ARG:N	2.73	0.40
19:AS:64:GLU:HG3	30:B4:48:ARG:HH22	1.86	0.40
24:AX:20:A2M:H5'	25:AY:84:TYR:HD2	1.76	0.40
28:B2:71:ASN:HB2	28:B2:72:ALA:H	1.50	0.40
32:B6:7:ILE:HD11	32:B6:29:ASN:HD22	1.86	0.40
32:B6:11:LEU:CG	32:B6:51:GLU:HG3	2.48	0.40
34:B8:2:PRO:O	34:B8:3:LYS:CB	2.70	0.40
36:BA:197:A:C8	36:BA:2430:A:C2	3.10	0.40
36:BA:271(O):C:O2'	36:BA:271(P):C:P	2.79	0.40
36:BA:528:A:C2	36:BA:2042:A:H2'	2.57	0.40
36:BA:581:C:H2'	36:BA:582:G:C8	2.57	0.40

Continued on next page...

Continued from previous page...

Atom-1	Atom-2	Interatomic distance (Å)	Clash overlap (Å)
36:BA:661:C:H4'	48:BP:16:ARG:NH1	2.37	0.40
36:BA:826:U:H2'	36:BA:828:U:O4'	2.21	0.40
36:BA:828:U:H4'	36:BA:831:G:N1	2.37	0.40
36:BA:832:G:H21	48:BP:53:GLY:CA	2.35	0.40
36:BA:901:A:N3	36:BA:901:A:H2'	2.36	0.40
36:BA:924:C:H2'	36:BA:925:C:C6	2.56	0.40
36:BA:1164:G:H2'	36:BA:1165:U:C6	2.57	0.40
36:BA:1625:C:C2'	36:BA:1626:G:H5'	2.50	0.40
36:BA:1676:A:H2'	36:BA:1677:A:O4'	2.22	0.40
36:BA:1847:A:N3	36:BA:1847:A:H2'	2.37	0.40
36:BA:2162:G:H2'	36:BA:2163:C:H6	1.82	0.40
36:BA:2302:G:H2'	42:BG:128:ARG:HG3	2.04	0.40
36:BA:2585:U:O2	36:BA:2585:U:O4'	2.39	0.40
36:BA:2627:G:N3	36:BA:2781:A:H2	2.20	0.40
37:BB:7:G:C3'	37:BB:8:U:H5''	2.26	0.40
41:BF:20:LEU:O	41:BF:24:LEU:HD23	2.21	0.40
42:BG:16:ARG:HH11	42:BG:16:ARG:HG3	1.86	0.40
42:BG:25:TYR:OH	42:BG:32:PRO:HD3	2.22	0.40
42:BG:120:LEU:H	42:BG:181:ARG:H	1.68	0.40
43:BH:56:SER:CB	43:BH:58:GLU:HG3	2.52	0.40
48:BP:83:VAL:CG1	48:BP:112:LEU:HD21	2.45	0.40
50:BR:98:LEU:O	50:BR:113:LEU:CD2	2.69	0.40
51:BS:85:VAL:HG23	51:BS:86:ALA:N	2.37	0.40
55:BW:111:HIS:CG	55:BW:112:GLY:H	2.40	0.40
57:BY:26:LYS:HZ3	57:BY:27:VAL:HG23	1.85	0.40
58:BZ:128:VAL:CG2	58:BZ:129:SER:H	2.32	0.40
58:BZ:186:GLU:H	58:BZ:186:GLU:CD	2.24	0.40
1:CA:680:C:O2'	1:CA:681:C:H5'	2.22	0.40
1:CA:1161:C:O2'	1:CA:1162:C:H5'	2.22	0.40
1:CA:1218:C:H2'	1:CA:1219:U:C6	2.57	0.40
2:CB:74:LYS:CD	2:CB:166:ASP:HB2	2.51	0.40
2:CB:183:PRO:HA	2:CB:198:ASP:OD2	2.21	0.40
3:CC:188:LEU:HD22	3:CC:188:LEU:N	2.37	0.40
4:CD:105:VAL:HG21	4:CD:126:ILE:HG12	2.03	0.40
4:CD:110:PHE:CE2	4:CD:148:VAL:HG23	2.55	0.40
7:CG:116:ALA:O	7:CG:117:ALA:C	2.60	0.40
8:CH:20:TYR:CE2	8:CH:75:ARG:HD2	2.37	0.40
8:CH:23:SER:OG	8:CH:24:THR:N	2.54	0.40
8:CH:29:SER:HB3	8:CH:32:LYS:HB2	2.03	0.40
9:CI:63:ILE:CG2	9:CI:64:THR:N	2.83	0.40
9:CI:114:TYR:N	9:CI:114:TYR:HD1	2.20	0.40

Continued on next page...

Continued from previous page...

Atom-1	Atom-2	Interatomic distance (Å)	Clash overlap (Å)
11:CK:54:ARG:HE	11:CK:54:ARG:HB2	1.70	0.40
12:CL:85:ILE:HD12	12:CL:85:ILE:HA	1.89	0.40
13:CM:4:ILE:HB	13:CM:5:ALA:H	1.70	0.40
14:CN:2:ALA:O	14:CN:6:LEU:HB2	2.22	0.40
19:CS:58:VAL:O	19:CS:60:VAL:N	2.54	0.40
25:CY:44:LYS:HB3	25:CY:59:ARG:HB2	2.03	0.40
26:D0:41:ARG:HE	36:DA:2387:U:C1'	2.31	0.40
34:D8:2:PRO:O	34:D8:3:LYS:CB	2.70	0.40
34:D8:26:LYS:HA	34:D8:26:LYS:HD3	1.85	0.40
36:DA:196:A:O4'	48:DP:46:LYS:HE2	2.21	0.40
36:DA:558:G:O2'	36:DA:559:G:H5'	2.20	0.40
36:DA:585:G:H2'	36:DA:1251:C:N4	2.36	0.40
36:DA:1111:A:O3'	36:DA:1112:G:H4'	2.20	0.40
36:DA:1491:G:O2'	36:DA:1492:G:H5'	2.21	0.40
36:DA:1509(B):A:O2'	36:DA:1510:G:H5'	2.21	0.40
36:DA:1536:C:H2'	36:DA:1537:G:C8	2.57	0.40
36:DA:1721:G:H8	36:DA:1741:A:H62	1.64	0.40
36:DA:1947:C:C3'	36:DA:1948:G:H5''	2.51	0.40
36:DA:2024:G:H2'	36:DA:2025:C:H6	1.86	0.40
36:DA:2768:C:O2'	36:DA:2769:C:H5'	2.20	0.40
36:DA:2770:G:C5'	36:DA:2771:C:OP2	2.70	0.40
38:DC:27:ALA:HA	38:DC:30:VAL:HG23	2.04	0.40
39:DD:44:ASN:HB2	39:DD:49:ILE:HA	1.95	0.40
39:DD:67:PHE:CE2	39:DD:157:ARG:CZ	3.04	0.40
39:DD:111:LEU:HD13	39:DD:112:GLN:N	2.37	0.40
39:DD:165:ILE:HG23	39:DD:173:VAL:HG13	2.01	0.40
39:DD:206:LEU:HA	39:DD:206:LEU:HD23	1.70	0.40
42:DG:5:VAL:CG1	42:DG:6:ALA:N	2.67	0.40
43:DH:15:VAL:HG12	43:DH:79:VAL:HG23	2.03	0.40
43:DH:68:THR:C	43:DH:70:THR:N	2.74	0.40
44:DI:57:ARG:NH1	44:DI:57:ARG:HG3	2.37	0.40
44:DI:57:ARG:O	44:DI:57:ARG:HD3	2.22	0.40
46:DN:19:GLU:CG	46:DN:20:GLY:N	2.81	0.40
54:DV:81:TYR:C	54:DV:82:ARG:HD2	2.42	0.40
55:DW:40:ASN:C	55:DW:41:LYS:HG2	2.42	0.40
58:DZ:9:TYR:HD1	58:DZ:9:TYR:HA	1.77	0.40
58:DZ:14:LYS:HB2	58:DZ:17:ALA:HB2	2.02	0.40
58:DZ:24:LEU:C	58:DZ:24:LEU:HD23	2.41	0.40

All (1) symmetry-related close contacts are listed below. The label for Atom-2 includes the symmetry operator and encoded unit-cell translations to be applied.

Atom-1	Atom-2	Interatomic distance (Å)	Clash overlap (Å)
44:BI:121:LYS:NZ	1:CA:358:U:OP1[4_555]	2.13	0.07

5.3 Torsion angles [i](#)

5.3.1 Protein backbone [i](#)

In the following table, the Percentiles column shows the percent Ramachandran outliers of the chain as a percentile score with respect to all X-ray entries followed by that with respect to entries of similar resolution.

The Analysed column shows the number of residues for which the backbone conformation was analysed, and the total number of residues.

Mol	Chain	Analysed	Favoured	Allowed	Outliers	Percentiles	
2	AB	233/256 (91%)	128 (55%)	77 (33%)	28 (12%)	0	2
2	CB	233/256 (91%)	129 (55%)	75 (32%)	29 (12%)	0	2
3	AC	205/239 (86%)	123 (60%)	54 (26%)	28 (14%)	0	1
3	CC	205/239 (86%)	125 (61%)	53 (26%)	27 (13%)	0	1
4	AD	206/209 (99%)	138 (67%)	52 (25%)	16 (8%)	1	6
4	CD	206/209 (99%)	139 (68%)	51 (25%)	16 (8%)	1	6
5	AE	149/162 (92%)	106 (71%)	31 (21%)	12 (8%)	1	6
5	CE	149/162 (92%)	107 (72%)	29 (20%)	13 (9%)	1	5
6	AF	99/101 (98%)	74 (75%)	18 (18%)	7 (7%)	1	8
6	CF	99/101 (98%)	76 (77%)	16 (16%)	7 (7%)	1	8
7	AG	153/156 (98%)	106 (69%)	30 (20%)	17 (11%)	0	2
7	CG	153/156 (98%)	106 (69%)	30 (20%)	17 (11%)	0	2
8	AH	136/138 (99%)	99 (73%)	25 (18%)	12 (9%)	1	5
8	CH	136/138 (99%)	98 (72%)	25 (18%)	13 (10%)	0	4
9	AI	121/128 (94%)	82 (68%)	28 (23%)	11 (9%)	1	4
9	CI	121/128 (94%)	82 (68%)	28 (23%)	11 (9%)	1	4
10	AJ	97/105 (92%)	69 (71%)	21 (22%)	7 (7%)	1	8
10	CJ	97/105 (92%)	72 (74%)	18 (19%)	7 (7%)	1	8
11	AK	117/129 (91%)	84 (72%)	22 (19%)	11 (9%)	0	4
11	CK	117/129 (91%)	84 (72%)	22 (19%)	11 (9%)	0	4
12	AL	123/132 (93%)	87 (71%)	26 (21%)	10 (8%)	1	6

Continued on next page...

Continued from previous page...

Mol	Chain	Analysed	Favoured	Allowed	Outliers	Percentiles	
12	CL	123/132 (93%)	88 (72%)	25 (20%)	10 (8%)	1	6
13	AM	107/126 (85%)	71 (66%)	20 (19%)	16 (15%)	0	1
13	CM	107/126 (85%)	71 (66%)	20 (19%)	16 (15%)	0	1
14	AN	58/61 (95%)	37 (64%)	11 (19%)	10 (17%)	0	1
14	CN	58/61 (95%)	37 (64%)	11 (19%)	10 (17%)	0	1
15	AO	86/89 (97%)	60 (70%)	20 (23%)	6 (7%)	1	8
15	CO	86/89 (97%)	60 (70%)	20 (23%)	6 (7%)	1	8
16	AP	82/88 (93%)	59 (72%)	17 (21%)	6 (7%)	1	7
16	CP	82/88 (93%)	59 (72%)	17 (21%)	6 (7%)	1	7
17	AQ	98/105 (93%)	74 (76%)	19 (19%)	5 (5%)	2	15
17	CQ	98/105 (93%)	74 (76%)	19 (19%)	5 (5%)	2	15
18	AR	68/88 (77%)	41 (60%)	17 (25%)	10 (15%)	0	1
18	CR	68/88 (77%)	42 (62%)	16 (24%)	10 (15%)	0	1
19	AS	77/93 (83%)	45 (58%)	19 (25%)	13 (17%)	0	1
19	CS	77/93 (83%)	45 (58%)	19 (25%)	13 (17%)	0	1
20	AT	97/106 (92%)	59 (61%)	26 (27%)	12 (12%)	0	2
20	CT	97/106 (92%)	58 (60%)	26 (27%)	13 (13%)	0	1
21	AU	23/27 (85%)	14 (61%)	6 (26%)	3 (13%)	0	1
21	CU	23/27 (85%)	14 (61%)	5 (22%)	4 (17%)	0	1
25	AY	82/84 (98%)	53 (65%)	13 (16%)	16 (20%)	0	0
25	AZ	82/84 (98%)	54 (66%)	20 (24%)	8 (10%)	0	4
25	CY	82/84 (98%)	50 (61%)	16 (20%)	16 (20%)	0	0
25	CZ	82/84 (98%)	59 (72%)	15 (18%)	8 (10%)	0	4
26	B0	82/85 (96%)	67 (82%)	11 (13%)	4 (5%)	2	15
26	D0	82/85 (96%)	67 (82%)	10 (12%)	5 (6%)	1	11
27	B1	92/98 (94%)	67 (73%)	12 (13%)	13 (14%)	0	1
27	D1	92/98 (94%)	66 (72%)	14 (15%)	12 (13%)	0	1
28	B2	69/72 (96%)	44 (64%)	14 (20%)	11 (16%)	0	1
28	D2	69/72 (96%)	45 (65%)	16 (23%)	8 (12%)	0	2
29	B3	58/60 (97%)	48 (83%)	8 (14%)	2 (3%)	3	23
29	D3	58/60 (97%)	47 (81%)	9 (16%)	2 (3%)	3	23

Continued on next page...

Continued from previous page...

Mol	Chain	Analysed	Favoured	Allowed	Outliers	Percentiles	
30	B4	56/71 (79%)	17 (30%)	24 (43%)	15 (27%)	0	0
30	D4	56/71 (79%)	17 (30%)	24 (43%)	15 (27%)	0	0
31	B5	54/60 (90%)	39 (72%)	8 (15%)	7 (13%)	0	1
31	D5	54/60 (90%)	39 (72%)	8 (15%)	7 (13%)	0	1
32	B6	48/54 (89%)	25 (52%)	7 (15%)	16 (33%)	0	0
32	D6	48/54 (89%)	26 (54%)	7 (15%)	15 (31%)	0	0
33	B7	46/49 (94%)	43 (94%)	2 (4%)	1 (2%)	6	32
33	D7	46/49 (94%)	43 (94%)	3 (6%)	0	100	100
34	B8	62/65 (95%)	36 (58%)	16 (26%)	10 (16%)	0	1
34	D8	62/65 (95%)	36 (58%)	16 (26%)	10 (16%)	0	1
35	B9	35/37 (95%)	26 (74%)	6 (17%)	3 (9%)	1	5
35	D9	35/37 (95%)	26 (74%)	6 (17%)	3 (9%)	1	5
38	BC	116/229 (51%)	84 (72%)	26 (22%)	6 (5%)	2	14
38	DC	116/229 (51%)	85 (73%)	25 (22%)	6 (5%)	2	14
39	BD	270/276 (98%)	205 (76%)	37 (14%)	28 (10%)	0	3
39	DD	270/276 (98%)	202 (75%)	41 (15%)	27 (10%)	0	3
40	BE	203/206 (98%)	146 (72%)	34 (17%)	23 (11%)	0	2
40	DE	203/206 (98%)	145 (71%)	35 (17%)	23 (11%)	0	2
41	BF	206/210 (98%)	155 (75%)	29 (14%)	22 (11%)	0	3
41	DF	206/210 (98%)	157 (76%)	26 (13%)	23 (11%)	0	2
42	BG	177/182 (97%)	105 (59%)	33 (19%)	39 (22%)	0	0
42	DG	177/182 (97%)	80 (45%)	47 (27%)	50 (28%)	0	0
43	BH	163/180 (91%)	98 (60%)	39 (24%)	26 (16%)	0	1
43	DH	163/180 (91%)	98 (60%)	38 (23%)	27 (17%)	0	1
44	BI	144/148 (97%)	76 (53%)	37 (26%)	31 (22%)	0	0
44	DI	144/148 (97%)	76 (53%)	37 (26%)	31 (22%)	0	0
46	BN	137/140 (98%)	96 (70%)	23 (17%)	18 (13%)	0	1
46	DN	137/140 (98%)	95 (69%)	25 (18%)	17 (12%)	0	2
47	BO	120/122 (98%)	107 (89%)	10 (8%)	3 (2%)	5	29
47	DO	120/122 (98%)	105 (88%)	12 (10%)	3 (2%)	5	29
48	BP	144/150 (96%)	71 (49%)	35 (24%)	38 (26%)	0	0

Continued on next page...

Continued from previous page...

Mol	Chain	Analysed	Favoured	Allowed	Outliers	Percentiles	
48	DP	144/150 (96%)	71 (49%)	35 (24%)	38 (26%)	0	0
49	BQ	139/141 (99%)	109 (78%)	17 (12%)	13 (9%)	0	4
49	DQ	139/141 (99%)	107 (77%)	20 (14%)	12 (9%)	1	5
50	BR	115/118 (98%)	89 (77%)	14 (12%)	12 (10%)	0	3
50	DR	115/118 (98%)	89 (77%)	13 (11%)	13 (11%)	0	2
51	BS	97/112 (87%)	51 (53%)	23 (24%)	23 (24%)	0	0
51	DS	97/112 (87%)	50 (52%)	23 (24%)	24 (25%)	0	0
52	BT	134/146 (92%)	79 (59%)	28 (21%)	27 (20%)	0	0
52	DT	134/146 (92%)	79 (59%)	28 (21%)	27 (20%)	0	0
53	BU	115/118 (98%)	87 (76%)	22 (19%)	6 (5%)	2	14
53	DU	115/118 (98%)	87 (76%)	22 (19%)	6 (5%)	2	14
54	BV	99/101 (98%)	63 (64%)	21 (21%)	15 (15%)	0	1
54	DV	99/101 (98%)	63 (64%)	22 (22%)	14 (14%)	0	1
55	BW	111/113 (98%)	91 (82%)	14 (13%)	6 (5%)	2	13
55	DW	111/113 (98%)	96 (86%)	9 (8%)	6 (5%)	2	13
56	BX	91/96 (95%)	71 (78%)	17 (19%)	3 (3%)	4	24
56	DX	91/96 (95%)	72 (79%)	16 (18%)	3 (3%)	4	24
57	BY	99/110 (90%)	42 (42%)	25 (25%)	32 (32%)	0	0
57	DY	99/110 (90%)	41 (41%)	26 (26%)	32 (32%)	0	0
58	BZ	183/206 (89%)	102 (56%)	40 (22%)	41 (22%)	0	0
58	DZ	183/206 (89%)	85 (46%)	58 (32%)	40 (22%)	0	0
All	All	11928/12922 (92%)	7972 (67%)	2431 (20%)	1525 (13%)	0	2

All (1525) Ramachandran outliers are listed below:

Mol	Chain	Res	Type
2	AB	9	GLU
2	AB	10	LEU
2	AB	75	LYS
2	AB	123	ALA
2	AB	155	LEU
2	AB	165	VAL
2	AB	229	VAL
2	AB	238	LEU
2	AB	239	VAL

Continued on next page...

Continued from previous page...

Mol	Chain	Res	Type
3	AC	4	LYS
3	AC	15	THR
3	AC	45	LYS
3	AC	47	LEU
3	AC	61	ALA
3	AC	73	PRO
3	AC	94	LEU
3	AC	99	VAL
3	AC	107	GLN
3	AC	207	VAL
4	AD	3	ARG
4	AD	22	LYS
4	AD	28	SER
4	AD	30	LYS
4	AD	88	VAL
4	AD	89	THR
4	AD	110	PHE
4	AD	129	ASN
5	AE	37	ARG
5	AE	49	PRO
5	AE	65	ASN
5	AE	129	ILE
6	AF	40	VAL
6	AF	43	LEU
6	AF	87	ARG
7	AG	9	VAL
7	AG	52	GLU
9	AI	44	VAL
9	AI	89	ASN
9	AI	111	ARG
10	AJ	36	GLY
10	AJ	51	ARG
10	AJ	57	LYS
11	AK	48	ILE
11	AK	117	ASN
12	AL	47	LYS
12	AL	91	LYS
12	AL	92	ASP
13	AM	7	VAL
13	AM	12	ASN
13	AM	83	ASP
13	AM	106	ASN

Continued on next page...

Continued from previous page...

Mol	Chain	Res	Type
13	AM	107	ALA
13	AM	108	ARG
13	AM	116	THR
14	AN	15	LYS
14	AN	21	TYR
14	AN	22	THR
14	AN	60	SER
17	AQ	34	LYS
18	AR	37	VAL
18	AR	45	SER
18	AR	58	LEU
19	AS	10	PHE
19	AS	28	LYS
19	AS	29	ARG
19	AS	45	VAL
19	AS	64	GLU
19	AS	65	ASN
19	AS	67	VAL
20	AT	48	LYS
20	AT	71	THR
20	AT	74	LYS
20	AT	101	GLY
21	AU	3	LYS
25	AY	6	SER
25	AY	36	ARG
25	AY	44	LYS
25	AY	79	ALA
25	AY	83	HIS
25	AZ	120	ASP
25	AZ	150	HIS
25	AZ	172	ASP
25	AZ	174	SER
25	AZ	182	TYR
27	B1	58	ILE
27	B1	85	LEU
28	B2	44	LEU
28	B2	45	SER
28	B2	47	ASN
28	B2	48	HIS
28	B2	69	ARG
28	B2	70	GLN
29	B3	3	ARG

Continued on next page...

Continued from previous page...

Mol	Chain	Res	Type
30	B4	26	SER
30	B4	43	TYR
30	B4	44	THR
31	B5	36	CYS
31	B5	38	ALA
32	B6	9	LEU
32	B6	18	ARG
32	B6	23	THR
32	B6	27	LYS
32	B6	28	ARG
32	B6	31	PRO
32	B6	48	VAL
34	B8	31	HIS
34	B8	33	ASN
34	B8	34	TRP
34	B8	64	TYR
35	B9	35	ARG
38	BC	42	VAL
38	BC	202	PRO
39	BD	25	THR
39	BD	32	SER
39	BD	36	PRO
39	BD	58	HIS
39	BD	79	VAL
39	BD	123	ALA
39	BD	127	VAL
39	BD	225	ALA
39	BD	271	ILE
40	BE	35	GLN
40	BE	53	PRO
40	BE	54	GLN
40	BE	55	ASN
40	BE	68	ALA
40	BE	69	LYS
40	BE	75	VAL
40	BE	77	ILE
40	BE	118	LYS
41	BF	14	PRO
41	BF	21	ALA
41	BF	27	GLU
41	BF	89	VAL
41	BF	132	VAL

Continued on next page...

Continued from previous page...

Mol	Chain	Res	Type
41	BF	134	GLY
42	BG	4	ASP
42	BG	22	ARG
42	BG	50	ALA
42	BG	75	LYS
42	BG	76	SER
42	BG	81	LYS
42	BG	82	LEU
42	BG	84	LYS
42	BG	110	ALA
42	BG	115	ARG
42	BG	118	ARG
42	BG	122	PRO
42	BG	130	ASN
42	BG	159	VAL
43	BH	8	PRO
43	BH	12	PRO
43	BH	13	LYS
43	BH	24	VAL
43	BH	58	GLU
43	BH	92	ILE
43	BH	126	PRO
43	BH	138	LYS
43	BH	156	ALA
43	BH	159	GLU
43	BH	165	ALA
44	BI	15	VAL
44	BI	30	LEU
44	BI	63	ALA
44	BI	87	LYS
44	BI	92	VAL
44	BI	93	THR
44	BI	105	HIS
44	BI	115	ALA
44	BI	130	TYR
44	BI	134	PRO
46	BN	4	TYR
46	BN	36	GLY
46	BN	57	ALA
46	BN	58	ASP
46	BN	127	ASP
46	BN	134	ARG

Continued on next page...

Continued from previous page...

Mol	Chain	Res	Type
47	BO	48	PRO
48	BP	14	LYS
48	BP	17	LYS
48	BP	25	SER
48	BP	31	ALA
48	BP	40	SER
48	BP	49	ARG
48	BP	57	THR
48	BP	58	THR
48	BP	90	ARG
48	BP	91	PHE
48	BP	103	ALA
48	BP	105	LEU
48	BP	117	GLU
48	BP	141	ALA
48	BP	146	VAL
49	BQ	2	LEU
49	BQ	62	GLY
49	BQ	135	ASP
50	BR	5	LYS
50	BR	8	ARG
50	BR	12	ARG
50	BR	45	ARG
50	BR	58	GLY
50	BR	71	GLN
51	BS	13	ARG
51	BS	23	ARG
51	BS	35	ILE
51	BS	37	ALA
51	BS	52	SER
51	BS	59	LYS
51	BS	78	LEU
51	BS	97	ARG
51	BS	102	ALA
52	BT	17	THR
52	BT	24	PRO
52	BT	28	VAL
52	BT	30	VAL
52	BT	32	TYR
52	BT	35	LYS
52	BT	57	PHE
52	BT	58	ASN

Continued on next page...

Continued from previous page...

Mol	Chain	Res	Type
52	BT	80	SER
52	BT	91	ARG
52	BT	93	ARG
52	BT	105	LEU
52	BT	107	ASP
52	BT	129	ARG
52	BT	131	ALA
53	BU	90	VAL
53	BU	93	LYS
54	BV	18	LEU
54	BV	19	LYS
54	BV	29	PRO
54	BV	36	PRO
54	BV	46	VAL
56	BX	87	GLN
57	BY	5	MET
57	BY	27	VAL
57	BY	48	ALA
57	BY	56	PRO
57	BY	60	PHE
57	BY	66	PRO
57	BY	77	PRO
57	BY	78	ALA
57	BY	89	PHE
57	BY	90	LEU
57	BY	96	ILE
57	BY	98	VAL
58	BZ	31	ARG
58	BZ	47	VAL
58	BZ	105	VAL
58	BZ	113	ALA
58	BZ	123	ASP
58	BZ	134	PRO
58	BZ	138	GLU
58	BZ	152	ALA
58	BZ	154	ASP
58	BZ	168	GLU
58	BZ	182	LYS
58	BZ	186	GLU
2	CB	9	GLU
2	CB	10	LEU
2	CB	75	LYS

Continued on next page...

Continued from previous page...

Mol	Chain	Res	Type
2	CB	97	TRP
2	CB	123	ALA
2	CB	155	LEU
2	CB	165	VAL
2	CB	229	VAL
2	CB	238	LEU
2	CB	239	VAL
3	CC	15	THR
3	CC	45	LYS
3	CC	47	LEU
3	CC	61	ALA
3	CC	73	PRO
3	CC	94	LEU
3	CC	99	VAL
3	CC	207	VAL
4	CD	3	ARG
4	CD	22	LYS
4	CD	28	SER
4	CD	30	LYS
4	CD	88	VAL
4	CD	89	THR
4	CD	110	PHE
4	CD	129	ASN
5	CE	37	ARG
5	CE	49	PRO
5	CE	65	ASN
5	CE	129	ILE
6	CF	40	VAL
6	CF	43	LEU
6	CF	87	ARG
7	CG	9	VAL
7	CG	52	GLU
9	CI	44	VAL
9	CI	89	ASN
9	CI	111	ARG
10	CJ	36	GLY
10	CJ	51	ARG
10	CJ	57	LYS
11	CK	48	ILE
11	CK	117	ASN
12	CL	47	LYS
12	CL	91	LYS

Continued on next page...

Continued from previous page...

Mol	Chain	Res	Type
12	CL	92	ASP
13	CM	7	VAL
13	CM	12	ASN
13	CM	83	ASP
13	CM	106	ASN
13	CM	107	ALA
13	CM	108	ARG
13	CM	116	THR
14	CN	15	LYS
14	CN	21	TYR
14	CN	22	THR
14	CN	60	SER
17	CQ	34	LYS
18	CR	37	VAL
18	CR	45	SER
18	CR	58	LEU
19	CS	10	PHE
19	CS	27	GLU
19	CS	28	LYS
19	CS	29	ARG
19	CS	45	VAL
19	CS	64	GLU
19	CS	65	ASN
19	CS	67	VAL
20	CT	48	LYS
20	CT	71	THR
20	CT	74	LYS
20	CT	101	GLY
21	CU	3	LYS
25	CY	6	SER
25	CY	36	ARG
25	CY	44	LYS
25	CY	79	ALA
25	CY	83	HIS
25	CZ	20	ASP
25	CZ	50	HIS
25	CZ	72	ASP
25	CZ	82	TYR
27	D1	27	GLU
27	D1	85	LEU
27	D1	94	LEU
27	D1	95	LEU

Continued on next page...

Continued from previous page...

Mol	Chain	Res	Type
28	D2	43	GLN
28	D2	47	ASN
28	D2	68	ARG
29	D3	3	ARG
30	D4	26	SER
30	D4	43	TYR
30	D4	44	THR
31	D5	36	CYS
31	D5	38	ALA
32	D6	9	LEU
32	D6	18	ARG
32	D6	23	THR
32	D6	27	LYS
32	D6	28	ARG
32	D6	31	PRO
32	D6	48	VAL
34	D8	31	HIS
34	D8	33	ASN
34	D8	34	TRP
34	D8	64	TYR
35	D9	2	LYS
35	D9	35	ARG
38	DC	42	VAL
38	DC	202	PRO
39	DD	25	THR
39	DD	32	SER
39	DD	36	PRO
39	DD	58	HIS
39	DD	123	ALA
39	DD	127	VAL
39	DD	225	ALA
39	DD	271	ILE
39	DD	272	ALA
40	DE	35	GLN
40	DE	53	PRO
40	DE	54	GLN
40	DE	55	ASN
40	DE	68	ALA
40	DE	69	LYS
40	DE	75	VAL
40	DE	77	ILE
40	DE	118	LYS

Continued on next page...

Continued from previous page...

Mol	Chain	Res	Type
41	DF	14	PRO
41	DF	21	ALA
41	DF	27	GLU
41	DF	89	VAL
41	DF	132	VAL
41	DF	134	GLY
42	DG	6	ALA
42	DG	34	LEU
42	DG	47	LYS
42	DG	66	GLN
42	DG	75	LYS
42	DG	81	LYS
42	DG	82	LEU
42	DG	86	MET
42	DG	87	PRO
42	DG	97	ASP
42	DG	110	ALA
42	DG	115	ARG
42	DG	117	PHE
42	DG	118	ARG
42	DG	121	ASN
42	DG	142	PRO
42	DG	159	VAL
42	DG	174	GLU
42	DG	179	PRO
42	DG	180	PHE
43	DH	8	PRO
43	DH	12	PRO
43	DH	13	LYS
43	DH	24	VAL
43	DH	58	GLU
43	DH	92	ILE
43	DH	138	LYS
43	DH	156	ALA
43	DH	159	GLU
43	DH	165	ALA
44	DI	15	VAL
44	DI	30	LEU
44	DI	63	ALA
44	DI	87	LYS
44	DI	92	VAL
44	DI	93	THR

Continued on next page...

Continued from previous page...

Mol	Chain	Res	Type
44	DI	105	HIS
44	DI	115	ALA
44	DI	130	TYR
44	DI	134	PRO
44	DI	135	GLU
46	DN	4	TYR
46	DN	36	GLY
46	DN	57	ALA
46	DN	58	ASP
46	DN	127	ASP
46	DN	134	ARG
47	DO	48	PRO
48	DP	14	LYS
48	DP	17	LYS
48	DP	25	SER
48	DP	31	ALA
48	DP	40	SER
48	DP	49	ARG
48	DP	57	THR
48	DP	58	THR
48	DP	90	ARG
48	DP	91	PHE
48	DP	103	ALA
48	DP	105	LEU
48	DP	117	GLU
48	DP	141	ALA
48	DP	146	VAL
49	DQ	2	LEU
49	DQ	27	VAL
49	DQ	62	GLY
49	DQ	135	ASP
50	DR	5	LYS
50	DR	8	ARG
50	DR	12	ARG
50	DR	45	ARG
50	DR	58	GLY
50	DR	71	GLN
51	DS	13	ARG
51	DS	23	ARG
51	DS	35	ILE
51	DS	37	ALA
51	DS	52	SER

Continued on next page...

Continued from previous page...

Mol	Chain	Res	Type
51	DS	59	LYS
51	DS	78	LEU
51	DS	97	ARG
51	DS	102	ALA
52	DT	17	THR
52	DT	24	PRO
52	DT	28	VAL
52	DT	30	VAL
52	DT	35	LYS
52	DT	55	ASN
52	DT	57	PHE
52	DT	58	ASN
52	DT	80	SER
52	DT	91	ARG
52	DT	93	ARG
52	DT	105	LEU
52	DT	107	ASP
52	DT	129	ARG
52	DT	131	ALA
53	DU	90	VAL
53	DU	93	LYS
54	DV	18	LEU
54	DV	19	LYS
54	DV	29	PRO
54	DV	36	PRO
54	DV	46	VAL
56	DX	87	GLN
57	DY	5	MET
57	DY	27	VAL
57	DY	48	ALA
57	DY	56	PRO
57	DY	60	PHE
57	DY	66	PRO
57	DY	77	PRO
57	DY	78	ALA
57	DY	89	PHE
57	DY	90	LEU
57	DY	96	ILE
57	DY	98	VAL
58	DZ	6	LYS
58	DZ	23	LYS
58	DZ	24	LEU

Continued on next page...

Continued from previous page...

Mol	Chain	Res	Type
58	DZ	25	PRO
58	DZ	38	TYR
58	DZ	40	ASP
58	DZ	78	LYS
58	DZ	98	MET
58	DZ	101	PRO
58	DZ	120	ILE
58	DZ	130	PRO
58	DZ	131	ARG
58	DZ	135	GLU
58	DZ	152	ALA
58	DZ	158	PRO
58	DZ	170	THR
58	DZ	184	ALA
2	AB	13	ALA
2	AB	18	GLY
2	AB	22	LYS
2	AB	26	PRO
2	AB	76	GLN
2	AB	97	TRP
2	AB	178	ARG
2	AB	221	LEU
3	AC	54	ARG
3	AC	75	VAL
3	AC	104	GLN
3	AC	145	GLY
3	AC	167	TRP
3	AC	168	ALA
4	AD	5	ILE
4	AD	29	PRO
5	AE	108	ALA
5	AE	125	SER
5	AE	140	ARG
6	AF	70	ASP
7	AG	7	ALA
7	AG	14	PRO
7	AG	78	ARG
7	AG	79	ARG
8	AH	34	GLU
8	AH	41	ARG
8	AH	86	ILE
9	AI	29	ASN

Continued on next page...

Continued from previous page...

Mol	Chain	Res	Type
9	AI	121	ARG
10	AJ	52	GLY
10	AJ	59	SER
10	AJ	75	ILE
11	AK	25	TYR
11	AK	89	ALA
11	AK	90	GLY
11	AK	105	VAL
11	AK	127	LYS
12	AL	22	SER
12	AL	23	LYS
12	AL	28	LYS
13	AM	63	THR
13	AM	86	CYS
14	AN	16	PHE
14	AN	23	ARG
15	AO	24	SER
15	AO	86	GLY
16	AP	78	GLY
17	AQ	33	GLY
18	AR	25	THR
18	AR	59	SER
19	AS	27	GLU
25	AY	53	SER
25	AY	62	GLU
25	AY	72	ASP
27	B1	84	GLY
30	B4	20	ASN
30	B4	39	CYS
31	B5	4	HIS
31	B5	50	GLY
31	B5	53	ALA
32	B6	20	ASN
32	B6	49	HIS
32	B6	52	VAL
34	B8	49	VAL
34	B8	51	ALA
35	B9	2	LYS
35	B9	31	LYS
39	BD	169	GLU
39	BD	236	GLY
39	BD	272	ALA

Continued on next page...

Continued from previous page...

Mol	Chain	Res	Type
40	BE	2	LYS
40	BE	29	GLY
40	BE	71	GLY
40	BE	72	VAL
40	BE	130	GLY
41	BF	11	VAL
41	BF	22	ALA
41	BF	133	ASN
41	BF	169	ASN
41	BF	181	LEU
41	BF	207	GLY
42	BG	10	LYS
42	BG	98	ARG
42	BG	117	PHE
42	BG	126	ASP
42	BG	155	MET
42	BG	171	ALA
42	BG	172	LEU
42	BG	181	ARG
43	BH	46	GLU
43	BH	83	TYR
43	BH	84	SER
43	BH	154	PRO
43	BH	157	TYR
43	BH	160	LYS
44	BI	91	SER
44	BI	108	THR
44	BI	120	ILE
44	BI	135	GLU
46	BN	40	PRO
46	BN	68	GLU
47	BO	5	GLN
47	BO	27	GLY
48	BP	26	GLY
48	BP	47	ASP
48	BP	98	GLU
48	BP	104	GLY
48	BP	106	LEU
48	BP	107	LYS
48	BP	116	GLY
49	BQ	19	GLY
49	BQ	27	VAL

Continued on next page...

Continued from previous page...

Mol	Chain	Res	Type
49	BQ	134	ARG
50	BR	6	SER
50	BR	117	VAL
51	BS	36	TYR
51	BS	57	LYS
51	BS	90	GLY
51	BS	94	TYR
52	BT	2	ASN
52	BT	11	GLU
52	BT	26	ASP
52	BT	33	LYS
52	BT	55	ASN
52	BT	92	GLY
53	BU	9	VAL
53	BU	32	PHE
53	BU	91	ASP
54	BV	16	PRO
54	BV	22	VAL
54	BV	48	GLY
54	BV	50	PRO
54	BV	100	ARG
55	BW	6	ILE
55	BW	63	ASP
55	BW	66	GLU
55	BW	93	ALA
55	BW	111	HIS
56	BX	40	LYS
57	BY	22	GLY
57	BY	31	LEU
57	BY	42	VAL
57	BY	69	ALA
58	BZ	21	ALA
58	BZ	30	ASN
58	BZ	42	VAL
58	BZ	45	ASP
58	BZ	54	HIS
58	BZ	80	ARG
58	BZ	81	ARG
58	BZ	93	ASP
58	BZ	114	GLY
58	BZ	119	GLU
58	BZ	141	VAL

Continued on next page...

Continued from previous page...

Mol	Chain	Res	Type
58	BZ	165	VAL
2	CB	13	ALA
2	CB	18	GLY
2	CB	22	LYS
2	CB	26	PRO
2	CB	76	GLN
2	CB	101	MET
2	CB	178	ARG
2	CB	221	LEU
3	CC	4	LYS
3	CC	22	TRP
3	CC	54	ARG
3	CC	75	VAL
3	CC	104	GLN
3	CC	107	GLN
3	CC	145	GLY
3	CC	167	TRP
3	CC	206	GLU
4	CD	5	ILE
4	CD	29	PRO
5	CE	108	ALA
5	CE	125	SER
5	CE	140	ARG
6	CF	64	GLN
6	CF	70	ASP
7	CG	7	ALA
7	CG	14	PRO
7	CG	77	SER
7	CG	78	ARG
7	CG	79	ARG
8	CH	41	ARG
8	CH	50	ARG
8	CH	86	ILE
9	CI	29	ASN
9	CI	121	ARG
10	CJ	59	SER
10	CJ	75	ILE
11	CK	25	TYR
11	CK	89	ALA
11	CK	90	GLY
11	CK	105	VAL
11	CK	127	LYS

Continued on next page...

Continued from previous page...

Mol	Chain	Res	Type
12	CL	22	SER
12	CL	23	LYS
12	CL	28	LYS
13	CM	63	THR
13	CM	86	CYS
14	CN	16	PHE
14	CN	23	ARG
15	CO	24	SER
15	CO	86	GLY
16	CP	78	GLY
17	CQ	33	GLY
18	CR	25	THR
18	CR	36	ASN
18	CR	59	SER
19	CS	9	VAL
25	CY	35	ARG
25	CY	73	ASP
25	CY	74	SER
25	CZ	74	SER
27	D1	26	ARG
27	D1	53	VAL
27	D1	58	ILE
28	D2	14	ARG
28	D2	44	LEU
28	D2	48	HIS
30	D4	20	ASN
30	D4	39	CYS
31	D5	4	HIS
31	D5	50	GLY
31	D5	53	ALA
32	D6	20	ASN
32	D6	49	HIS
32	D6	52	VAL
34	D8	49	VAL
34	D8	51	ALA
35	D9	31	LYS
39	DD	26	LYS
39	DD	79	VAL
39	DD	169	GLU
39	DD	236	GLY
40	DE	2	LYS
40	DE	29	GLY

Continued on next page...

Continued from previous page...

Mol	Chain	Res	Type
40	DE	71	GLY
40	DE	72	VAL
40	DE	130	GLY
41	DF	11	VAL
41	DF	22	ALA
41	DF	133	ASN
41	DF	169	ASN
41	DF	207	GLY
42	DG	7	LEU
42	DG	43	LEU
42	DG	53	LEU
42	DG	56	ALA
42	DG	63	ILE
42	DG	101	ILE
42	DG	116	ASP
42	DG	129	GLY
42	DG	130	ASN
42	DG	154	GLY
42	DG	155	MET
42	DG	163	ALA
43	DH	46	GLU
43	DH	83	TYR
43	DH	84	SER
43	DH	126	PRO
43	DH	154	PRO
43	DH	157	TYR
43	DH	160	LYS
44	DI	91	SER
44	DI	116	LEU
44	DI	120	ILE
46	DN	40	PRO
46	DN	68	GLU
47	DO	5	GLN
47	DO	27	GLY
48	DP	18	ARG
48	DP	26	GLY
48	DP	39	LYS
48	DP	47	ASP
48	DP	98	GLU
48	DP	104	GLY
48	DP	106	LEU
48	DP	107	LYS

Continued on next page...

Continued from previous page...

Mol	Chain	Res	Type
48	DP	116	GLY
49	DQ	19	GLY
49	DQ	134	ARG
50	DR	6	SER
50	DR	117	VAL
51	DS	36	TYR
51	DS	57	LYS
51	DS	90	GLY
51	DS	94	TYR
52	DT	2	ASN
52	DT	11	GLU
52	DT	26	ASP
52	DT	32	TYR
52	DT	33	LYS
52	DT	92	GLY
53	DU	9	VAL
53	DU	32	PHE
53	DU	91	ASP
54	DV	16	PRO
54	DV	22	VAL
54	DV	48	GLY
54	DV	50	PRO
55	DW	6	ILE
55	DW	63	ASP
55	DW	66	GLU
55	DW	93	ALA
55	DW	111	HIS
56	DX	40	LYS
57	DY	22	GLY
57	DY	31	LEU
57	DY	42	VAL
58	DZ	5	LEU
58	DZ	8	TYR
58	DZ	75	ASN
58	DZ	104	PHE
58	DZ	136	PHE
58	DZ	137	ILE
58	DZ	141	VAL
58	DZ	154	ASP
58	DZ	160	GLY
58	DZ	168	GLU
58	DZ	169	GLU

Continued on next page...

Continued from previous page...

Mol	Chain	Res	Type
58	DZ	171	ILE
58	DZ	177	PRO
2	AB	15	VAL
2	AB	101	MET
2	AB	130	ARG
3	AC	22	TRP
3	AC	26	LYS
3	AC	81	GLY
3	AC	132	ARG
3	AC	133	ALA
3	AC	206	GLU
4	AD	4	TYR
4	AD	40	PRO
5	AE	8	GLU
5	AE	21	ALA
5	AE	128	PRO
5	AE	153	LYS
6	AF	62	TRP
6	AF	64	GLN
7	AG	54	THR
7	AG	77	SER
7	AG	153	HIS
8	AH	50	ARG
8	AH	68	ARG
8	AH	104	ARG
8	AH	115	SER
9	AI	11	LYS
9	AI	95	LYS
12	AL	27	LEU
14	AN	5	ALA
14	AN	29	ARG
14	AN	52	GLN
15	AO	84	LYS
16	AP	67	THR
16	AP	81	ARG
17	AQ	30	PRO
17	AQ	80	GLY
18	AR	36	ASN
18	AR	54	ARG
18	AR	55	ARG
19	AS	9	VAL
19	AS	14	HIS

Continued on next page...

Continued from previous page...

Mol	Chain	Res	Type
19	AS	44	MET
19	AS	80	TYR
21	AU	7	ARG
21	AU	25	LYS
25	AY	35	ARG
25	AY	73	ASP
25	AY	74	SER
25	AZ	169	ALA
27	B1	30	VAL
27	B1	52	ARG
27	B1	53	VAL
27	B1	92	LYS
28	B2	71	ASN
30	B4	3	GLU
30	B4	33	VAL
31	B5	49	CYS
31	B5	56	LYS
32	B6	44	ARG
32	B6	51	GLU
34	B8	40	GLU
38	BC	203	GLU
39	BD	26	LYS
39	BD	122	ASP
39	BD	202	LYS
39	BD	246	PRO
39	BD	262	ARG
40	BE	56	PRO
41	BF	2	LYS
41	BF	25	PRO
41	BF	67	GLN
42	BG	30	GLU
42	BG	64	THR
42	BG	77	ILE
42	BG	96	ARG
42	BG	109	VAL
42	BG	158	ALA
43	BH	110	SER
43	BH	137	ASP
43	BH	143	GLN
43	BH	158	HIS
43	BH	170	ARG
44	BI	8	PRO

Continued on next page...

Continued from previous page...

Mol	Chain	Res	Type
44	BI	10	GLU
44	BI	16	GLY
44	BI	71	ILE
44	BI	76	THR
44	BI	116	LEU
44	BI	144	VAL
46	BN	8	GLN
46	BN	11	PRO
46	BN	59	LYS
48	BP	12	ALA
48	BP	18	ARG
48	BP	39	LYS
48	BP	42	SER
48	BP	56	SER
48	BP	108	LYS
48	BP	144	GLU
49	BQ	13	GLN
49	BQ	15	GLY
49	BQ	21	THR
50	BR	3	HIS
51	BS	80	LEU
51	BS	82	ILE
51	BS	92	TYR
51	BS	103	GLU
52	BT	3	ARG
52	BT	41	ARG
57	BY	29	GLU
57	BY	35	TYR
57	BY	47	LYS
57	BY	88	LYS
57	BY	91	GLU
58	BZ	104	PHE
58	BZ	185	GLU
2	CB	15	VAL
2	CB	130	ARG
3	CC	26	LYS
3	CC	81	GLY
3	CC	132	ARG
3	CC	133	ALA
3	CC	168	ALA
4	CD	4	TYR
4	CD	40	PRO

Continued on next page...

Continued from previous page...

Mol	Chain	Res	Type
5	CE	8	GLU
5	CE	21	ALA
5	CE	128	PRO
5	CE	153	LYS
6	CF	62	TRP
7	CG	54	THR
7	CG	153	HIS
8	CH	34	GLU
8	CH	68	ARG
8	CH	104	ARG
8	CH	115	SER
9	CI	11	LYS
9	CI	95	LYS
10	CJ	52	GLY
11	CK	122	LYS
12	CL	27	LEU
13	CM	100	GLY
14	CN	5	ALA
14	CN	29	ARG
14	CN	52	GLN
15	CO	84	LYS
16	CP	81	ARG
17	CQ	30	PRO
17	CQ	80	GLY
18	CR	55	ARG
19	CS	14	HIS
19	CS	44	MET
19	CS	80	TYR
20	CT	11	SER
21	CU	7	ARG
21	CU	25	LYS
25	CY	19	THR
25	CY	39	PHE
25	CY	53	SER
25	CY	62	GLU
25	CY	72	ASP
25	CY	82	TYR
25	CZ	69	ALA
27	D1	76	ARG
30	D4	3	GLU
31	D5	49	CYS
31	D5	56	LYS

Continued on next page...

Continued from previous page...

Mol	Chain	Res	Type
32	D6	44	ARG
32	D6	51	GLU
34	D8	40	GLU
38	DC	203	GLU
39	DD	46	GLN
39	DD	122	ASP
39	DD	162	SER
39	DD	223	GLY
39	DD	246	PRO
39	DD	262	ARG
40	DE	56	PRO
40	DE	108	SER
41	DF	2	LYS
41	DF	25	PRO
41	DF	67	GLN
41	DF	181	LEU
42	DG	22	ARG
42	DG	48	GLU
42	DG	49	ASP
42	DG	64	THR
42	DG	92	VAL
42	DG	96	ARG
42	DG	111	LEU
42	DG	158	ALA
42	DG	175	LEU
43	DH	110	SER
43	DH	137	ASP
43	DH	143	GLN
43	DH	158	HIS
43	DH	170	ARG
44	DI	8	PRO
44	DI	10	GLU
44	DI	13	GLY
44	DI	76	THR
44	DI	108	THR
44	DI	144	VAL
46	DN	8	GLN
46	DN	11	PRO
46	DN	32	THR
46	DN	59	LYS
48	DP	12	ALA
48	DP	42	SER

Continued on next page...

Continued from previous page...

Mol	Chain	Res	Type
48	DP	56	SER
48	DP	108	LYS
48	DP	144	GLU
49	DQ	21	THR
50	DR	3	HIS
51	DS	80	LEU
51	DS	82	ILE
51	DS	103	GLU
52	DT	3	ARG
52	DT	41	ARG
54	DV	100	ARG
57	DY	24	VAL
57	DY	29	GLU
57	DY	35	TYR
57	DY	47	LYS
57	DY	64	GLU
57	DY	69	ALA
57	DY	88	LYS
57	DY	91	GLU
57	DY	101	LYS
58	DZ	18	LEU
58	DZ	115	GLY
58	DZ	134	PRO
58	DZ	159	PRO
58	DZ	165	VAL
58	DZ	176	PRO
2	AB	8	LYS
2	AB	110	GLN
3	AC	46	GLU
4	AD	26	CYS
4	AD	120	LEU
5	AE	98	THR
7	AG	15	ASP
7	AG	53	LYS
7	AG	83	ALA
7	AG	116	ALA
8	AH	42	GLU
8	AH	119	LEU
9	AI	94	ALA
10	AJ	90	LEU
11	AK	91	ARG
11	AK	122	LYS

Continued on next page...

Continued from previous page...

Mol	Chain	Res	Type
13	AM	21	TYR
13	AM	67	GLU
13	AM	90	LEU
13	AM	100	GLY
14	AN	14	PRO
15	AO	22	THR
20	AT	11	SER
20	AT	82	SER
20	AT	94	ALA
20	AT	96	GLY
25	AY	50	HIS
25	AY	51	ASN
25	AY	82	TYR
25	AZ	110	TRP
26	B0	57	PHE
27	B1	24	ALA
27	B1	46	LEU
28	B2	14	ARG
28	B2	43	GLN
29	B3	16	PRO
30	B4	5	ILE
30	B4	24	THR
30	B4	28	LYS
30	B4	48	ARG
30	B4	49	PHE
32	B6	16	CYS
32	B6	19	ARG
34	B8	3	LYS
38	BC	23	ILE
39	BD	162	SER
39	BD	223	GLY
39	BD	242	ARG
40	BE	73	GLU
40	BE	108	SER
40	BE	117	MET
40	BE	203	LYS
41	BF	167	ALA
42	BG	68	PRO
42	BG	78	SER
42	BG	87	PRO
42	BG	124	SER
44	BI	6	LEU

Continued on next page...

Continued from previous page...

Mol	Chain	Res	Type
44	BI	12	LEU
44	BI	13	GLY
44	BI	73	GLU
44	BI	109	ILE
44	BI	132	PRO
46	BN	32	THR
48	BP	97	PRO
48	BP	109	GLY
48	BP	111	ARG
48	BP	120	ALA
52	BT	27	THR
52	BT	31	SER
52	BT	104	ASN
54	BV	3	ALA
54	BV	40	LEU
56	BX	22	ALA
57	BY	7	VAL
57	BY	24	VAL
57	BY	39	VAL
57	BY	64	GLU
57	BY	81	LYS
57	BY	97	ARG
57	BY	99	CYS
57	BY	101	LYS
58	BZ	39	VAL
58	BZ	66	SER
58	BZ	67	LEU
58	BZ	78	LYS
58	BZ	112	ARG
58	BZ	159	PRO
2	CB	8	LYS
2	CB	110	GLN
3	CC	46	GLU
4	CD	120	LEU
7	CG	83	ALA
8	CH	2	LEU
8	CH	42	GLU
8	CH	119	LEU
9	CI	94	ALA
10	CJ	90	LEU
11	CK	91	ARG
13	CM	67	GLU

Continued on next page...

Continued from previous page...

Mol	Chain	Res	Type
14	CN	14	PRO
16	CP	67	THR
16	CP	83	GLU
18	CR	54	ARG
20	CT	82	SER
20	CT	94	ALA
20	CT	96	GLY
27	D1	93	GLU
29	D3	16	PRO
30	D4	5	ILE
30	D4	24	THR
30	D4	28	LYS
30	D4	33	VAL
30	D4	48	ARG
30	D4	49	PHE
32	D6	16	CYS
38	DC	23	ILE
39	DD	202	LYS
39	DD	242	ARG
40	DE	117	MET
40	DE	203	LYS
41	DF	115	ALA
41	DF	119	ARG
41	DF	167	ALA
42	DG	5	VAL
42	DG	25	TYR
42	DG	41	GLN
42	DG	108	ASN
42	DG	143	GLU
42	DG	164	GLU
44	DI	6	LEU
44	DI	71	ILE
44	DI	73	GLU
44	DI	109	ILE
48	DP	97	PRO
48	DP	109	GLY
48	DP	129	ALA
49	DQ	13	GLN
49	DQ	20	ALA
49	DQ	51	ARG
51	DS	92	TYR
52	DT	27	THR

Continued on next page...

Continued from previous page...

Mol	Chain	Res	Type
52	DT	29	ARG
52	DT	31	SER
52	DT	104	ASN
54	DV	3	ALA
54	DV	40	LEU
56	DX	22	ALA
57	DY	39	VAL
57	DY	81	LYS
57	DY	97	ARG
57	DY	99	CYS
58	DZ	92	SER
2	AB	11	LEU
2	AB	131	PRO
2	AB	150	SER
3	AC	29	TYR
3	AC	38	ARG
3	AC	111	LEU
4	AD	178	VAL
7	AG	17	VAL
7	AG	100	ALA
8	AH	2	LEU
8	AH	27	PRO
9	AI	12	GLU
9	AI	117	HIS
12	AL	30	ALA
12	AL	106	ASP
13	AM	4	ILE
15	AO	87	ILE
16	AP	83	GLU
17	AQ	68	ARG
20	AT	97	ALA
25	AY	39	PHE
25	AZ	138	PRO
26	B0	15	ASP
26	B0	73	GLY
26	B0	74	ARG
27	B1	28	GLY
27	B1	45	ASN
27	B1	83	GLU
27	B1	93	GLU
28	B2	18	PRO
28	B2	21	LEU

Continued on next page...

Continued from previous page...

Mol	Chain	Res	Type
30	B4	27	THR
32	B6	53	LYS
34	B8	57	ARG
38	BC	181	PHE
39	BD	3	VAL
39	BD	46	GLN
39	BD	126	GLN
39	BD	244	ARG
39	BD	267	SER
40	BE	45	THR
40	BE	98	PRO
41	BF	54	ARG
41	BF	84	VAL
42	BG	176	LEU
43	BH	47	GLU
44	BI	14	ASP
46	BN	126	PRO
46	BN	132	ALA
48	BP	102	ARG
48	BP	129	ALA
48	BP	149	GLU
49	BQ	20	ALA
49	BQ	51	ARG
51	BS	77	ALA
51	BS	91	PRO
53	BU	86	ALA
54	BV	27	ALA
54	BV	35	LEU
57	BY	9	LYS
58	BZ	130	PRO
58	BZ	158	PRO
58	BZ	166	SER
58	BZ	172	ALA
2	CB	11	LEU
2	CB	131	PRO
2	CB	150	SER
2	CB	159	PRO
3	CC	29	TYR
4	CD	47	ARG
4	CD	178	VAL
5	CE	73	ASN
5	CE	98	THR

Continued on next page...

Continued from previous page...

Mol	Chain	Res	Type
7	CG	15	ASP
7	CG	17	VAL
7	CG	53	LYS
7	CG	100	ALA
7	CG	116	ALA
8	CH	105	ARG
9	CI	12	GLU
9	CI	117	HIS
12	CL	106	ASP
13	CM	4	ILE
13	CM	21	TYR
13	CM	90	LEU
15	CO	22	THR
15	CO	87	ILE
16	CP	52	ASP
17	CQ	68	ARG
18	CR	68	LYS
18	CR	87	ARG
20	CT	39	LYS
20	CT	97	ALA
25	CY	7	GLU
25	CY	38	PRO
25	CZ	10	TRP
26	D0	57	PHE
26	D0	73	GLY
26	D0	74	ARG
27	D1	84	GLY
28	D2	9	GLN
30	D4	27	THR
32	D6	19	ARG
34	D8	3	LYS
34	D8	57	ARG
38	DC	181	PHE
39	DD	3	VAL
39	DD	126	GLN
39	DD	244	ARG
40	DE	45	THR
40	DE	73	GLU
40	DE	98	PRO
41	DF	84	VAL
42	DG	173	LEU
43	DH	47	GLU

Continued on next page...

Continued from previous page...

Mol	Chain	Res	Type
43	DH	62	LYS
44	DI	12	LEU
44	DI	16	GLY
44	DI	132	PRO
46	DN	132	ALA
46	DN	135	PRO
48	DP	102	ARG
48	DP	111	ARG
48	DP	120	ALA
48	DP	149	GLU
49	DQ	15	GLY
50	DR	102	GLU
50	DR	105	ARG
51	DS	51	ALA
51	DS	91	PRO
51	DS	98	VAL
53	DU	86	ALA
54	DV	35	LEU
57	DY	7	VAL
57	DY	9	LYS
57	DY	26	LYS
58	DZ	114	GLY
2	AB	135	GLN
3	AC	181	ASN
15	AO	20	GLY
16	AP	43	LYS
18	AR	68	LYS
18	AR	87	ARG
20	AT	95	ALA
25	AY	20	ASP
32	B6	22	ALA
33	B7	2	LYS
39	BD	191	ALA
40	BE	189	PRO
41	BF	24	LEU
41	BF	115	ALA
42	BG	37	VAL
42	BG	101	ILE
42	BG	111	LEU
42	BG	170	ARG
43	BH	40	GLU
46	BN	135	PRO

Continued on next page...

Continued from previous page...

Mol	Chain	Res	Type
50	BR	4	LEU
50	BR	102	GLU
51	BS	51	ALA
51	BS	98	VAL
51	BS	107	GLU
52	BT	29	ARG
57	BY	26	LYS
57	BY	55	TYR
58	BZ	146	ILE
2	CB	135	GLN
3	CC	14	ILE
3	CC	111	LEU
3	CC	181	ASN
8	CH	27	PRO
12	CL	30	ALA
13	CM	53	VAL
15	CO	20	GLY
19	CS	59	PRO
20	CT	73	HIS
20	CT	95	ALA
21	CU	9	ARG
26	D0	15	ASP
26	D0	17	GLN
32	D6	53	LYS
39	DD	211	ARG
40	DE	189	PRO
41	DF	24	LEU
41	DF	66	PRO
43	DH	144	VAL
44	DI	14	ASP
44	DI	89	TYR
50	DR	4	LEU
50	DR	46	GLY
51	DS	77	ALA
51	DS	107	GLU
57	DY	55	TYR
2	AB	159	PRO
3	AC	14	ILE
8	AH	106	GLY
11	AK	34	ASP
13	AM	53	VAL
19	AS	59	PRO

Continued on next page...

Continued from previous page...

Mol	Chain	Res	Type
41	BF	66	PRO
44	BI	23	PRO
46	BN	125	GLY
8	CH	106	GLY
11	CK	34	ASP
11	CK	49	GLY
27	D1	51	VAL
30	D4	4	GLY
34	D8	53	PRO
44	DI	23	PRO
46	DN	125	GLY
6	AF	96	PRO
30	B4	4	GLY
39	BD	28	GLU
41	BF	9	ILE
42	BG	140	ILE
46	BN	94	HIS
48	BP	9	ASN
55	BW	112	GLY
58	BZ	111	VAL
6	CF	96	PRO
9	CI	123	PRO
27	D1	79	GLY
39	DD	28	GLU
41	DF	9	ILE
42	DG	177	GLY
46	DN	126	PRO
48	DP	9	ASN
48	DP	48	PRO
49	DQ	99	PRO
55	DW	112	GLY
2	AB	232	PRO
7	AG	82	GLY
9	AI	123	PRO
11	AK	49	GLY
12	AL	29	GLY
16	AP	66	PRO
20	AT	98	PRO
34	B8	53	PRO
38	BC	213	VAL
40	BE	61	ARG
43	BH	35	VAL

Continued on next page...

Continued from previous page...

Mol	Chain	Res	Type
44	BI	111	PRO
49	BQ	99	PRO
51	BS	104	GLY
58	BZ	120	ILE
2	CB	232	PRO
7	CG	58	PRO
7	CG	82	GLY
12	CL	29	GLY
16	CP	66	PRO
20	CT	98	PRO
25	CZ	38	PRO
38	DC	213	VAL
40	DE	61	ARG
43	DH	35	VAL
44	DI	111	PRO
51	DS	104	GLY
58	DZ	64	GLY
4	AD	23	GLY
7	AG	58	PRO
13	AM	60	VAL
42	BG	52	ILE
43	BH	141	VAL
44	BI	21	VAL
46	BN	46	VAL
48	BP	48	PRO
49	BQ	70	PRO
50	BR	46	GLY
58	BZ	14	LYS
2	CB	194	PRO
4	CD	23	GLY
13	CM	60	VAL
28	D2	17	SER
30	D4	15	ILE
41	DF	4	VAL
43	DH	141	VAL
46	DN	46	VAL
58	DZ	37	VAL
20	AT	100	ILE
30	B4	15	ILE
54	BV	47	VAL
58	BZ	96	VAL
42	DG	85	GLY

Continued on next page...

Continued from previous page...

Mol	Chain	Res	Type
51	DS	85	VAL
54	DV	47	VAL
39	BD	245	PRO
39	DD	245	PRO

5.3.2 Protein sidechains [i](#)

In the following table, the Percentiles column shows the percent sidechain outliers of the chain as a percentile score with respect to all X-ray entries followed by that with respect to entries of similar resolution.

The Analysed column shows the number of residues for which the sidechain conformation was analysed, and the total number of residues.

Mol	Chain	Analysed	Rotameric	Outliers	Percentiles	
2	AB	202/220 (92%)	189 (94%)	13 (6%)	17	48
2	CB	202/220 (92%)	191 (95%)	11 (5%)	22	54
3	AC	160/188 (85%)	146 (91%)	14 (9%)	10	34
3	CC	160/188 (85%)	147 (92%)	13 (8%)	11	38
4	AD	180/181 (99%)	162 (90%)	18 (10%)	7	29
4	CD	180/181 (99%)	162 (90%)	18 (10%)	7	29
5	AE	115/123 (94%)	98 (85%)	17 (15%)	3	13
5	CE	115/123 (94%)	98 (85%)	17 (15%)	3	13
6	AF	90/90 (100%)	84 (93%)	6 (7%)	16	47
6	CF	90/90 (100%)	84 (93%)	6 (7%)	16	47
7	AG	126/127 (99%)	120 (95%)	6 (5%)	25	57
7	CG	126/127 (99%)	121 (96%)	5 (4%)	31	62
8	AH	119/119 (100%)	109 (92%)	10 (8%)	11	37
8	CH	119/119 (100%)	108 (91%)	11 (9%)	9	32
9	AI	98/99 (99%)	89 (91%)	9 (9%)	9	32
9	CI	98/99 (99%)	89 (91%)	9 (9%)	9	32
10	AJ	88/92 (96%)	81 (92%)	7 (8%)	12	39
10	CJ	88/92 (96%)	81 (92%)	7 (8%)	12	39
11	AK	90/99 (91%)	87 (97%)	3 (3%)	38	67
11	CK	90/99 (91%)	87 (97%)	3 (3%)	38	67

Continued on next page...

Continued from previous page...

Mol	Chain	Analysed	Rotameric	Outliers	Percentiles	
12	AL	104/109 (95%)	95 (91%)	9 (9%)	10	35
12	CL	104/109 (95%)	95 (91%)	9 (9%)	10	35
13	AM	94/101 (93%)	83 (88%)	11 (12%)	5	21
13	CM	94/101 (93%)	83 (88%)	11 (12%)	5	21
14	AN	49/50 (98%)	46 (94%)	3 (6%)	18	50
14	CN	49/50 (98%)	46 (94%)	3 (6%)	18	50
15	AO	79/80 (99%)	73 (92%)	6 (8%)	13	41
15	CO	79/80 (99%)	73 (92%)	6 (8%)	13	41
16	AP	72/74 (97%)	65 (90%)	7 (10%)	8	30
16	CP	72/74 (97%)	65 (90%)	7 (10%)	8	30
17	AQ	94/97 (97%)	89 (95%)	5 (5%)	22	54
17	CQ	94/97 (97%)	89 (95%)	5 (5%)	22	54
18	AR	61/77 (79%)	61 (100%)	0	100	100
18	CR	61/77 (79%)	60 (98%)	1 (2%)	62	81
19	AS	69/80 (86%)	60 (87%)	9 (13%)	4	17
19	CS	69/80 (86%)	61 (88%)	8 (12%)	5	21
20	AT	76/82 (93%)	68 (90%)	8 (10%)	7	26
20	CT	76/82 (93%)	69 (91%)	7 (9%)	9	32
21	AU	19/22 (86%)	17 (90%)	2 (10%)	7	26
21	CU	19/22 (86%)	17 (90%)	2 (10%)	7	26
25	AY	78/78 (100%)	65 (83%)	13 (17%)	2	9
25	AZ	78/78 (100%)	57 (73%)	21 (27%)	0	1
25	CY	78/78 (100%)	64 (82%)	14 (18%)	2	7
25	CZ	78/78 (100%)	56 (72%)	22 (28%)	0	1
26	B0	66/67 (98%)	56 (85%)	10 (15%)	3	12
26	D0	66/67 (98%)	56 (85%)	10 (15%)	3	12
27	B1	78/83 (94%)	69 (88%)	9 (12%)	5	22
27	D1	78/83 (94%)	66 (85%)	12 (15%)	2	12
28	B2	66/67 (98%)	56 (85%)	10 (15%)	3	12
28	D2	66/67 (98%)	56 (85%)	10 (15%)	3	12
29	B3	51/52 (98%)	46 (90%)	5 (10%)	8	30

Continued on next page...

Continued from previous page...

Mol	Chain	Analysed	Rotameric	Outliers	Percentiles	
29	D3	51/52 (98%)	46 (90%)	5 (10%)	8	30
30	B4	51/63 (81%)	39 (76%)	12 (24%)	1	2
30	D4	51/63 (81%)	39 (76%)	12 (24%)	1	2
31	B5	47/52 (90%)	42 (89%)	5 (11%)	6	26
31	D5	47/52 (90%)	42 (89%)	5 (11%)	6	26
32	B6	49/52 (94%)	38 (78%)	11 (22%)	1	3
32	D6	49/52 (94%)	36 (74%)	13 (26%)	0	1
33	B7	40/42 (95%)	36 (90%)	4 (10%)	7	29
33	D7	40/42 (95%)	36 (90%)	4 (10%)	7	29
34	B8	53/55 (96%)	42 (79%)	11 (21%)	1	4
34	D8	53/55 (96%)	43 (81%)	10 (19%)	1	6
35	B9	34/34 (100%)	32 (94%)	2 (6%)	19	51
35	D9	34/34 (100%)	32 (94%)	2 (6%)	19	51
38	BC	99/181 (55%)	96 (97%)	3 (3%)	41	69
38	DC	99/181 (55%)	96 (97%)	3 (3%)	41	69
39	BD	213/218 (98%)	188 (88%)	25 (12%)	5	21
39	DD	213/218 (98%)	187 (88%)	26 (12%)	5	19
40	BE	165/166 (99%)	143 (87%)	22 (13%)	4	16
40	DE	165/166 (99%)	144 (87%)	21 (13%)	4	18
41	BF	165/166 (99%)	145 (88%)	20 (12%)	5	20
41	DF	165/166 (99%)	145 (88%)	20 (12%)	5	20
42	BG	155/156 (99%)	137 (88%)	18 (12%)	5	21
42	DG	155/156 (99%)	121 (78%)	34 (22%)	1	3
43	BH	137/148 (93%)	127 (93%)	10 (7%)	14	43
43	DH	137/148 (93%)	127 (93%)	10 (7%)	14	43
44	BI	122/124 (98%)	105 (86%)	17 (14%)	3	15
44	DI	122/124 (98%)	105 (86%)	17 (14%)	3	15
46	BN	117/119 (98%)	98 (84%)	19 (16%)	2	10
46	DN	117/119 (98%)	98 (84%)	19 (16%)	2	10
47	BO	100/100 (100%)	94 (94%)	6 (6%)	19	50
47	DO	100/100 (100%)	94 (94%)	6 (6%)	19	50

Continued on next page...

Continued from previous page...

Mol	Chain	Analysed	Rotameric	Outliers	Percentiles	
48	BP	112/116 (97%)	84 (75%)	28 (25%)	0	2
48	DP	112/116 (97%)	84 (75%)	28 (25%)	0	2
49	BQ	110/111 (99%)	95 (86%)	15 (14%)	3	16
49	DQ	110/111 (99%)	95 (86%)	15 (14%)	3	16
50	BR	100/101 (99%)	83 (83%)	17 (17%)	2	9
50	DR	100/101 (99%)	83 (83%)	17 (17%)	2	9
51	BS	77/88 (88%)	60 (78%)	17 (22%)	1	3
51	DS	77/88 (88%)	60 (78%)	17 (22%)	1	3
52	BT	118/127 (93%)	98 (83%)	20 (17%)	2	9
52	DT	118/127 (93%)	99 (84%)	19 (16%)	2	10
53	BU	92/94 (98%)	83 (90%)	9 (10%)	8	30
53	DU	92/94 (98%)	83 (90%)	9 (10%)	8	30
54	BV	82/82 (100%)	61 (74%)	21 (26%)	0	2
54	DV	82/82 (100%)	62 (76%)	20 (24%)	0	2
55	BW	91/92 (99%)	78 (86%)	13 (14%)	3	14
55	DW	91/92 (99%)	77 (85%)	14 (15%)	2	12
56	BX	74/78 (95%)	68 (92%)	6 (8%)	11	38
56	DX	74/78 (95%)	68 (92%)	6 (8%)	11	38
57	BY	84/91 (92%)	67 (80%)	17 (20%)	1	4
57	DY	84/91 (92%)	67 (80%)	17 (20%)	1	4
58	BZ	162/179 (90%)	137 (85%)	25 (15%)	2	12
58	DZ	162/179 (90%)	131 (81%)	31 (19%)	1	5
All	All	10102/10740 (94%)	8871 (88%)	1231 (12%)	5	19

All (1231) residues with a non-rotameric sidechain are listed below:

Mol	Chain	Res	Type
2	AB	17	PHE
2	AB	36	ARG
2	AB	69	LEU
2	AB	79	ASP
2	AB	119	GLU
2	AB	130	ARG
2	AB	145	LEU

Continued on next page...

Continued from previous page...

Mol	Chain	Res	Type
2	AB	159	PRO
2	AB	166	ASP
2	AB	172	ILE
2	AB	178	ARG
2	AB	204	ASN
2	AB	212	GLN
3	AC	3	ASN
3	AC	5	ILE
3	AC	16	ARG
3	AC	18	TRP
3	AC	29	TYR
3	AC	36	ASP
3	AC	46	GLU
3	AC	107	GLN
3	AC	127	ARG
3	AC	128	PHE
3	AC	131	ARG
3	AC	167	TRP
3	AC	177	THR
3	AC	202	ILE
4	AD	3	ARG
4	AD	9	CYS
4	AD	10	ARG
4	AD	11	LEU
4	AD	15	GLU
4	AD	26	CYS
4	AD	36	ARG
4	AD	49	ARG
4	AD	59	ARG
4	AD	79	PHE
4	AD	86	LYS
4	AD	105	VAL
4	AD	110	PHE
4	AD	131	ARG
4	AD	132	ARG
4	AD	135	LEU
4	AD	146	ILE
4	AD	168	ARG
5	AE	10	MET
5	AE	12	LEU
5	AE	20	GLN
5	AE	25	ARG

Continued on next page...

Continued from previous page...

Mol	Chain	Res	Type
5	AE	28	PHE
5	AE	31	LEU
5	AE	36	ASP
5	AE	41	VAL
5	AE	49	PRO
5	AE	51	VAL
5	AE	53	LEU
5	AE	55	VAL
5	AE	65	ASN
5	AE	78	HIS
5	AE	79	GLU
5	AE	101	ILE
5	AE	131	ILE
6	AF	7	ASN
6	AF	21	LEU
6	AF	30	LEU
6	AF	63	TYR
6	AF	69	GLU
6	AF	83	ASP
7	AG	5	ARG
7	AG	14	PRO
7	AG	114	ARG
7	AG	124	LEU
7	AG	137	LYS
7	AG	151	TYR
8	AH	1	MET
8	AH	25	ASP
8	AH	27	PRO
8	AH	52	ASP
8	AH	60	ARG
8	AH	99	GLU
8	AH	102	ARG
8	AH	112	LEU
8	AH	113	SER
8	AH	119	LEU
9	AI	4	TYR
9	AI	10	ARG
9	AI	38	GLN
9	AI	79	LEU
9	AI	95	LYS
9	AI	114	TYR
9	AI	121	ARG

Continued on next page...

Continued from previous page...

Mol	Chain	Res	Type
9	AI	125	TYR
9	AI	128	ARG
10	AJ	22	LYS
10	AJ	46	ARG
10	AJ	50	ILE
10	AJ	62	HIS
10	AJ	68	HIS
10	AJ	74	ILE
10	AJ	96	ILE
11	AK	29	ILE
11	AK	119	CYS
11	AK	124	LYS
12	AL	20	LYS
12	AL	24	VAL
12	AL	27	LEU
12	AL	41	ARG
12	AL	42	THR
12	AL	47	LYS
12	AL	53	ARG
12	AL	70	ILE
12	AL	126	LYS
13	AM	19	LEU
13	AM	47	ASP
13	AM	64	TRP
13	AM	70	LEU
13	AM	79	LYS
13	AM	82	MET
13	AM	92	HIS
13	AM	93	ARG
13	AM	108	ARG
13	AM	109	THR
13	AM	115	LYS
14	AN	31	ARG
14	AN	41	ARG
14	AN	44	LEU
15	AO	31	LEU
15	AO	37	ASN
15	AO	40	SER
15	AO	65	ARG
15	AO	82	ILE
15	AO	88	ARG
16	AP	1	MET

Continued on next page...

Continued from previous page...

Mol	Chain	Res	Type
16	AP	2	VAL
16	AP	17	TYR
16	AP	29	ASP
16	AP	53	VAL
16	AP	55	ARG
16	AP	69	THR
17	AQ	19	VAL
17	AQ	38	ARG
17	AQ	52	LYS
17	AQ	53	LEU
17	AQ	74	LEU
19	AS	6	LYS
19	AS	7	LYS
19	AS	27	GLU
19	AS	29	ARG
19	AS	34	TRP
19	AS	44	MET
19	AS	66	MET
19	AS	70	LYS
19	AS	81	ARG
20	AT	10	LEU
20	AT	26	ASN
20	AT	41	ILE
20	AT	42	GLN
20	AT	45	GLN
20	AT	73	HIS
20	AT	75	ASN
20	AT	82	SER
21	AU	8	THR
21	AU	12	LYS
25	AY	12	ASP
25	AY	14	LEU
25	AY	16	TRP
25	AY	27	ILE
25	AY	28	ASN
25	AY	33	ASP
25	AY	44	LYS
25	AY	52	LEU
25	AY	59	ARG
25	AY	65	ARG
25	AY	66	LEU
25	AY	72	ASP

Continued on next page...

Continued from previous page...

Mol	Chain	Res	Type
25	AY	81	ARG
25	AZ	103	LEU
25	AZ	108	GLU
25	AZ	111	ASP
25	AZ	115	TYR
25	AZ	116	TRP
25	AZ	121	LYS
25	AZ	125	LYS
25	AZ	132	LYS
25	AZ	134	THR
25	AZ	136	ARG
25	AZ	137	THR
25	AZ	139	PHE
25	AZ	146	GLU
25	AZ	159	ARG
25	AZ	160	ILE
25	AZ	162	GLU
25	AZ	165	ARG
25	AZ	166	LEU
25	AZ	168	TYR
25	AZ	181	ARG
25	AZ	183	HIS
26	B0	14	ARG
26	B0	19	LYS
26	B0	20	ARG
26	B0	30	VAL
26	B0	36	ILE
26	B0	40	GLN
26	B0	55	ARG
26	B0	60	PHE
26	B0	64	ASP
26	B0	75	LEU
27	B1	7	ILE
27	B1	11	ARG
27	B1	26	ARG
27	B1	40	ARG
27	B1	45	ASN
27	B1	46	LEU
27	B1	72	GLU
27	B1	81	LYS
27	B1	82	LEU
28	B2	2	LYS

Continued on next page...

Continued from previous page...

Mol	Chain	Res	Type
28	B2	7	ARG
28	B2	17	SER
28	B2	30	ARG
28	B2	32	LEU
28	B2	47	ASN
28	B2	52	ASP
28	B2	57	ILE
28	B2	64	LEU
28	B2	71	ASN
29	B3	8	LEU
29	B3	9	VAL
29	B3	16	PRO
29	B3	40	THR
29	B3	58	VAL
30	B4	1	MET
30	B4	3	GLU
30	B4	5	ILE
30	B4	9	LEU
30	B4	13	ARG
30	B4	20	ASN
30	B4	22	ILE
30	B4	25	TYR
30	B4	28	LYS
30	B4	42	PHE
30	B4	51	ASP
30	B4	55	ARG
31	B5	4	HIS
31	B5	23	HIS
31	B5	36	CYS
31	B5	52	TYR
31	B5	55	ARG
32	B6	5	VAL
32	B6	9	LEU
32	B6	10	LEU
32	B6	11	LEU
32	B6	18	ARG
32	B6	24	GLU
32	B6	27	LYS
32	B6	30	THR
32	B6	31	PRO
32	B6	34	LEU
32	B6	42	TRP

Continued on next page...

Continued from previous page...

Mol	Chain	Res	Type
33	B7	4	THR
33	B7	8	ASN
33	B7	24	THR
33	B7	36	GLN
34	B8	6	THR
34	B8	8	LYS
34	B8	14	VAL
34	B8	30	ARG
34	B8	31	HIS
34	B8	32	LEU
34	B8	33	ASN
34	B8	34	TRP
34	B8	44	LYS
34	B8	61	LEU
34	B8	64	TYR
35	B9	1	MET
35	B9	7	VAL
38	BC	53	ARG
38	BC	173	HIS
38	BC	185	LYS
39	BD	10	THR
39	BD	24	ILE
39	BD	26	LYS
39	BD	34	VAL
39	BD	35	LYS
39	BD	37	LEU
39	BD	46	GLN
39	BD	61	LEU
39	BD	65	ILE
39	BD	94	LEU
39	BD	95	LEU
39	BD	103	ARG
39	BD	111	LEU
39	BD	116	GLN
39	BD	117	VAL
39	BD	122	ASP
39	BD	131	LEU
39	BD	157	ARG
39	BD	166	GLN
39	BD	198	ASN
39	BD	212	SER
39	BD	242	ARG

Continued on next page...

Continued from previous page...

Mol	Chain	Res	Type
39	BD	257	LEU
39	BD	260	ARG
39	BD	271	ILE
40	BE	5	LEU
40	BE	34	VAL
40	BE	49	LEU
40	BE	54	GLN
40	BE	67	PHE
40	BE	78	LEU
40	BE	79	ARG
40	BE	87	GLU
40	BE	94	GLU
40	BE	113	PHE
40	BE	116	VAL
40	BE	119	ARG
40	BE	133	LYS
40	BE	144	ARG
40	BE	146	THR
40	BE	154	LYS
40	BE	169	ASN
40	BE	175	VAL
40	BE	184	VAL
40	BE	185	LYS
40	BE	202	LYS
40	BE	203	LYS
41	BF	13	SER
41	BF	23	ASP
41	BF	28	ILE
41	BF	33	LEU
41	BF	38	ARG
41	BF	65	TRP
41	BF	66	PRO
41	BF	84	VAL
41	BF	99	TYR
41	BF	110	LEU
41	BF	125	LEU
41	BF	149	ASP
41	BF	157	VAL
41	BF	158	THR
41	BF	160	ASN
41	BF	164	ARG
41	BF	175	THR

Continued on next page...

Continued from previous page...

Mol	Chain	Res	Type
41	BF	183	VAL
41	BF	192	LEU
41	BF	200	GLU
42	BG	4	ASP
42	BG	15	VAL
42	BG	16	ARG
42	BG	22	ARG
42	BG	33	ARG
42	BG	40	ASN
42	BG	43	LEU
42	BG	67	LYS
42	BG	74	LYS
42	BG	77	ILE
42	BG	107	LEU
42	BG	116	ASP
42	BG	123	ASN
42	BG	125	PHE
42	BG	135	LEU
42	BG	139	LEU
42	BG	152	LEU
42	BG	176	LEU
43	BH	9	ILE
43	BH	18	GLU
43	BH	53	GLU
43	BH	54	ARG
43	BH	83	TYR
43	BH	89	ILE
43	BH	127	GLU
43	BH	153	LYS
43	BH	164	TYR
43	BH	170	ARG
44	BI	1	MET
44	BI	12	LEU
44	BI	40	THR
44	BI	57	ARG
44	BI	68	LEU
44	BI	74	ASN
44	BI	85	GLU
44	BI	92	VAL
44	BI	93	THR
44	BI	109	ILE
44	BI	113	ARG

Continued on next page...

Continued from previous page...

Mol	Chain	Res	Type
44	BI	123	LEU
44	BI	130	TYR
44	BI	132	PRO
44	BI	136	VAL
44	BI	138	ILE
44	BI	139	GLN
46	BN	4	TYR
46	BN	23	LEU
46	BN	32	THR
46	BN	34	LEU
46	BN	35	ARG
46	BN	37	LYS
46	BN	38	HIS
46	BN	39	ARG
46	BN	45	ASN
46	BN	48	MET
46	BN	55	VAL
46	BN	56	ASN
46	BN	63	THR
46	BN	87	LEU
46	BN	88	GLU
46	BN	119	ARG
46	BN	120	LEU
46	BN	121	LYS
46	BN	130	HIS
47	BO	1	MET
47	BO	3	GLN
47	BO	10	VAL
47	BO	47	ILE
47	BO	48	PRO
47	BO	117	LEU
48	BP	6	LEU
48	BP	7	ARG
48	BP	13	ASN
48	BP	16	ARG
48	BP	18	ARG
48	BP	19	VAL
48	BP	21	ARG
48	BP	32	THR
48	BP	39	LYS
48	BP	41	ARG
48	BP	42	SER

Continued on next page...

Continued from previous page...

Mol	Chain	Res	Type
48	BP	45	LEU
48	BP	55	ARG
48	BP	58	THR
48	BP	59	LEU
48	BP	61	ARG
48	BP	64	LYS
48	BP	81	GLN
48	BP	83	VAL
48	BP	85	LEU
48	BP	98	GLU
48	BP	108	LYS
48	BP	110	TYR
48	BP	115	LEU
48	BP	125	VAL
48	BP	130	PHE
48	BP	135	LEU
48	BP	139	LYS
49	BQ	1	MET
49	BQ	17	LEU
49	BQ	18	LYS
49	BQ	54	MET
49	BQ	55	VAL
49	BQ	60	ARG
49	BQ	75	THR
49	BQ	79	LEU
49	BQ	89	ASN
49	BQ	91	GLU
49	BQ	110	THR
49	BQ	131	ILE
49	BQ	134	ARG
49	BQ	137	TYR
49	BQ	138	ASP
50	BR	2	ARG
50	BR	8	ARG
50	BR	28	LEU
50	BR	29	LEU
50	BR	33	ARG
50	BR	34	ILE
50	BR	57	ARG
50	BR	63	ARG
50	BR	65	LEU
50	BR	67	LEU

Continued on next page...

Continued from previous page...

Mol	Chain	Res	Type
50	BR	71	GLN
50	BR	79	LEU
50	BR	95	THR
50	BR	100	LEU
50	BR	103	ARG
50	BR	104	ARG
50	BR	113	LEU
51	BS	11	LYS
51	BS	12	PHE
51	BS	15	ARG
51	BS	29	PHE
51	BS	32	LEU
51	BS	41	ASP
51	BS	44	LYS
51	BS	54	LEU
51	BS	56	LEU
51	BS	71	ARG
51	BS	73	LEU
51	BS	83	LYS
51	BS	87	PHE
51	BS	89	ARG
51	BS	97	ARG
51	BS	101	LEU
51	BS	106	ARG
52	BT	11	GLU
52	BT	13	ARG
52	BT	24	PRO
52	BT	29	ARG
52	BT	41	ARG
52	BT	42	ILE
52	BT	44	ASP
52	BT	51	ARG
52	BT	58	ASN
52	BT	59	THR
52	BT	62	THR
52	BT	64	ARG
52	BT	70	VAL
52	BT	82	LEU
52	BT	86	ILE
52	BT	89	VAL
52	BT	93	ARG
52	BT	99	LEU

Continued on next page...

Continued from previous page...

Mol	Chain	Res	Type
52	BT	108	ARG
52	BT	128	GLU
53	BU	20	LEU
53	BU	59	ARG
53	BU	66	ASN
53	BU	74	LEU
53	BU	84	LYS
53	BU	85	LYS
53	BU	92	ARG
53	BU	102	GLU
53	BU	108	GLU
54	BV	1	MET
54	BV	2	PHE
54	BV	5	VAL
54	BV	7	THR
54	BV	10	LYS
54	BV	13	ARG
54	BV	16	PRO
54	BV	18	LEU
54	BV	19	LYS
54	BV	21	ARG
54	BV	39	LEU
54	BV	40	LEU
54	BV	50	PRO
54	BV	61	VAL
54	BV	66	ARG
54	BV	69	LYS
54	BV	72	VAL
54	BV	79	VAL
54	BV	89	GLN
54	BV	95	LEU
54	BV	99	ILE
55	BW	8	ARG
55	BW	11	ARG
55	BW	18	ARG
55	BW	23	LEU
55	BW	28	SER
55	BW	39	THR
55	BW	70	TYR
55	BW	75	TYR
55	BW	85	VAL
55	BW	90	ARG

Continued on next page...

Continued from previous page...

Mol	Chain	Res	Type
55	BW	92	ARG
55	BW	105	VAL
55	BW	107	LEU
56	BX	27	THR
56	BX	28	PHE
56	BX	57	LEU
56	BX	68	ARG
56	BX	80	ILE
56	BX	83	VAL
57	BY	2	ARG
57	BY	6	HIS
57	BY	7	VAL
57	BY	9	LYS
57	BY	20	TYR
57	BY	28	LYS
57	BY	29	GLU
57	BY	32	PRO
57	BY	43	ASN
57	BY	50	ARG
57	BY	53	PRO
57	BY	60	PHE
57	BY	66	PRO
57	BY	76	CYS
57	BY	77	PRO
57	BY	89	PHE
57	BY	90	LEU
58	BZ	6	LYS
58	BZ	11	GLU
58	BZ	24	LEU
58	BZ	29	TYR
58	BZ	32	HIS
58	BZ	34	ASN
58	BZ	38	TYR
58	BZ	41	LEU
58	BZ	43	GLU
58	BZ	44	PHE
58	BZ	55	HIS
58	BZ	61	LEU
58	BZ	81	ARG
58	BZ	85	HIS
58	BZ	87	ASP
58	BZ	89	PHE

Continued on next page...

Continued from previous page...

Mol	Chain	Res	Type
58	BZ	112	ARG
58	BZ	121	HIS
58	BZ	136	PHE
58	BZ	150	LEU
58	BZ	151	HIS
58	BZ	155	LEU
58	BZ	157	LEU
58	BZ	159	PRO
58	BZ	167	PRO
2	CB	17	PHE
2	CB	69	LEU
2	CB	79	ASP
2	CB	119	GLU
2	CB	130	ARG
2	CB	145	LEU
2	CB	166	ASP
2	CB	172	ILE
2	CB	178	ARG
2	CB	204	ASN
2	CB	212	GLN
3	CC	3	ASN
3	CC	5	ILE
3	CC	16	ARG
3	CC	18	TRP
3	CC	29	TYR
3	CC	36	ASP
3	CC	46	GLU
3	CC	107	GLN
3	CC	127	ARG
3	CC	128	PHE
3	CC	131	ARG
3	CC	167	TRP
3	CC	177	THR
4	CD	3	ARG
4	CD	9	CYS
4	CD	10	ARG
4	CD	11	LEU
4	CD	15	GLU
4	CD	26	CYS
4	CD	49	ARG
4	CD	59	ARG
4	CD	79	PHE

Continued on next page...

Continued from previous page...

Mol	Chain	Res	Type
4	CD	86	LYS
4	CD	105	VAL
4	CD	110	PHE
4	CD	131	ARG
4	CD	132	ARG
4	CD	135	LEU
4	CD	146	ILE
4	CD	168	ARG
4	CD	196	LEU
5	CE	10	MET
5	CE	12	LEU
5	CE	20	GLN
5	CE	25	ARG
5	CE	28	PHE
5	CE	31	LEU
5	CE	36	ASP
5	CE	41	VAL
5	CE	49	PRO
5	CE	51	VAL
5	CE	53	LEU
5	CE	55	VAL
5	CE	65	ASN
5	CE	78	HIS
5	CE	79	GLU
5	CE	101	ILE
5	CE	131	ILE
6	CF	7	ASN
6	CF	21	LEU
6	CF	30	LEU
6	CF	63	TYR
6	CF	69	GLU
6	CF	83	ASP
7	CG	5	ARG
7	CG	114	ARG
7	CG	124	LEU
7	CG	137	LYS
7	CG	151	TYR
8	CH	1	MET
8	CH	10	LEU
8	CH	25	ASP
8	CH	27	PRO
8	CH	52	ASP

Continued on next page...

Continued from previous page...

Mol	Chain	Res	Type
8	CH	60	ARG
8	CH	99	GLU
8	CH	102	ARG
8	CH	112	LEU
8	CH	113	SER
8	CH	119	LEU
9	CI	4	TYR
9	CI	10	ARG
9	CI	38	GLN
9	CI	79	LEU
9	CI	95	LYS
9	CI	114	TYR
9	CI	121	ARG
9	CI	125	TYR
9	CI	128	ARG
10	CJ	22	LYS
10	CJ	46	ARG
10	CJ	50	ILE
10	CJ	62	HIS
10	CJ	68	HIS
10	CJ	74	ILE
10	CJ	96	ILE
11	CK	25	TYR
11	CK	119	CYS
11	CK	124	LYS
12	CL	20	LYS
12	CL	24	VAL
12	CL	27	LEU
12	CL	41	ARG
12	CL	42	THR
12	CL	47	LYS
12	CL	53	ARG
12	CL	70	ILE
12	CL	126	LYS
13	CM	19	LEU
13	CM	47	ASP
13	CM	64	TRP
13	CM	70	LEU
13	CM	79	LYS
13	CM	82	MET
13	CM	92	HIS
13	CM	93	ARG

Continued on next page...

Continued from previous page...

Mol	Chain	Res	Type
13	CM	108	ARG
13	CM	109	THR
13	CM	115	LYS
14	CN	31	ARG
14	CN	41	ARG
14	CN	44	LEU
15	CO	31	LEU
15	CO	37	ASN
15	CO	40	SER
15	CO	65	ARG
15	CO	82	ILE
15	CO	88	ARG
16	CP	1	MET
16	CP	2	VAL
16	CP	17	TYR
16	CP	29	ASP
16	CP	53	VAL
16	CP	55	ARG
16	CP	69	THR
17	CQ	19	VAL
17	CQ	38	ARG
17	CQ	52	LYS
17	CQ	53	LEU
17	CQ	74	LEU
18	CR	31	LEU
19	CS	6	LYS
19	CS	7	LYS
19	CS	27	GLU
19	CS	29	ARG
19	CS	34	TRP
19	CS	44	MET
19	CS	66	MET
19	CS	70	LYS
20	CT	10	LEU
20	CT	26	ASN
20	CT	42	GLN
20	CT	45	GLN
20	CT	73	HIS
20	CT	75	ASN
20	CT	82	SER
21	CU	8	THR
21	CU	12	LYS

Continued on next page...

Continued from previous page...

Mol	Chain	Res	Type
25	CY	10	TRP
25	CY	12	ASP
25	CY	14	LEU
25	CY	16	TRP
25	CY	22	ARG
25	CY	27	ILE
25	CY	28	ASN
25	CY	30	LEU
25	CY	33	ASP
25	CY	44	LYS
25	CY	52	LEU
25	CY	59	ARG
25	CY	72	ASP
25	CY	81	ARG
25	CZ	3	LEU
25	CZ	8	GLU
25	CZ	11	ASP
25	CZ	15	TYR
25	CZ	16	TRP
25	CZ	21	LYS
25	CZ	25	LYS
25	CZ	27	ILE
25	CZ	32	LYS
25	CZ	34	THR
25	CZ	36	ARG
25	CZ	37	THR
25	CZ	39	PHE
25	CZ	46	GLU
25	CZ	59	ARG
25	CZ	60	ILE
25	CZ	62	GLU
25	CZ	65	ARG
25	CZ	66	LEU
25	CZ	68	TYR
25	CZ	81	ARG
25	CZ	83	HIS
26	D0	14	ARG
26	D0	19	LYS
26	D0	20	ARG
26	D0	30	VAL
26	D0	36	ILE
26	D0	40	GLN

Continued on next page...

Continued from previous page...

Mol	Chain	Res	Type
26	D0	55	ARG
26	D0	60	PHE
26	D0	64	ASP
26	D0	75	LEU
27	D1	17	SER
27	D1	38	SER
27	D1	39	LYS
27	D1	40	ARG
27	D1	45	ASN
27	D1	46	LEU
27	D1	48	LYS
27	D1	58	ILE
27	D1	73	LEU
27	D1	76	ARG
27	D1	80	LEU
27	D1	95	LEU
28	D2	16	LEU
28	D2	17	SER
28	D2	20	GLU
28	D2	32	LEU
28	D2	38	GLN
28	D2	44	LEU
28	D2	47	ASN
28	D2	51	ARG
28	D2	53	LEU
28	D2	65	ASN
29	D3	8	LEU
29	D3	9	VAL
29	D3	16	PRO
29	D3	40	THR
29	D3	58	VAL
30	D4	1	MET
30	D4	3	GLU
30	D4	5	ILE
30	D4	9	LEU
30	D4	13	ARG
30	D4	20	ASN
30	D4	22	ILE
30	D4	25	TYR
30	D4	28	LYS
30	D4	42	PHE
30	D4	51	ASP

Continued on next page...

Continued from previous page...

Mol	Chain	Res	Type
30	D4	55	ARG
31	D5	4	HIS
31	D5	23	HIS
31	D5	36	CYS
31	D5	52	TYR
31	D5	55	ARG
32	D6	5	VAL
32	D6	9	LEU
32	D6	10	LEU
32	D6	11	LEU
32	D6	18	ARG
32	D6	24	GLU
32	D6	25	LYS
32	D6	27	LYS
32	D6	30	THR
32	D6	31	PRO
32	D6	34	LEU
32	D6	42	TRP
32	D6	44	ARG
33	D7	4	THR
33	D7	8	ASN
33	D7	24	THR
33	D7	36	GLN
34	D8	6	THR
34	D8	8	LYS
34	D8	14	VAL
34	D8	30	ARG
34	D8	31	HIS
34	D8	32	LEU
34	D8	34	TRP
34	D8	44	LYS
34	D8	61	LEU
34	D8	64	TYR
35	D9	1	MET
35	D9	7	VAL
38	DC	53	ARG
38	DC	173	HIS
38	DC	185	LYS
39	DD	10	THR
39	DD	24	ILE
39	DD	26	LYS
39	DD	27	THR

Continued on next page...

Continued from previous page...

Mol	Chain	Res	Type
39	DD	34	VAL
39	DD	35	LYS
39	DD	37	LEU
39	DD	46	GLN
39	DD	61	LEU
39	DD	65	ILE
39	DD	94	LEU
39	DD	95	LEU
39	DD	103	ARG
39	DD	111	LEU
39	DD	116	GLN
39	DD	117	VAL
39	DD	122	ASP
39	DD	131	LEU
39	DD	157	ARG
39	DD	166	GLN
39	DD	198	ASN
39	DD	212	SER
39	DD	242	ARG
39	DD	257	LEU
39	DD	260	ARG
39	DD	271	ILE
40	DE	34	VAL
40	DE	49	LEU
40	DE	54	GLN
40	DE	67	PHE
40	DE	78	LEU
40	DE	79	ARG
40	DE	87	GLU
40	DE	94	GLU
40	DE	113	PHE
40	DE	116	VAL
40	DE	119	ARG
40	DE	133	LYS
40	DE	144	ARG
40	DE	146	THR
40	DE	154	LYS
40	DE	169	ASN
40	DE	175	VAL
40	DE	184	VAL
40	DE	185	LYS
40	DE	202	LYS

Continued on next page...

Continued from previous page...

Mol	Chain	Res	Type
40	DE	203	LYS
41	DF	13	SER
41	DF	23	ASP
41	DF	28	ILE
41	DF	33	LEU
41	DF	38	ARG
41	DF	65	TRP
41	DF	66	PRO
41	DF	84	VAL
41	DF	99	TYR
41	DF	110	LEU
41	DF	125	LEU
41	DF	149	ASP
41	DF	157	VAL
41	DF	158	THR
41	DF	160	ASN
41	DF	164	ARG
41	DF	175	THR
41	DF	183	VAL
41	DF	192	LEU
41	DF	200	GLU
42	DG	21	ARG
42	DG	22	ARG
42	DG	30	GLU
42	DG	31	VAL
42	DG	33	ARG
42	DG	36	LYS
42	DG	39	ILE
42	DG	43	LEU
42	DG	45	GLU
42	DG	49	ASP
42	DG	52	ILE
42	DG	53	LEU
42	DG	80	PHE
42	DG	83	ARG
42	DG	86	MET
42	DG	87	PRO
42	DG	95	ARG
42	DG	104	GLU
42	DG	107	LEU
42	DG	116	ASP
42	DG	121	ASN

Continued on next page...

Continued from previous page...

Mol	Chain	Res	Type
42	DG	125	PHE
42	DG	126	ASP
42	DG	131	TYR
42	DG	135	LEU
42	DG	142	PRO
42	DG	145	THR
42	DG	150	ASP
42	DG	152	LEU
42	DG	153	ARG
42	DG	155	MET
42	DG	162	THR
42	DG	170	ARG
42	DG	180	PHE
43	DH	9	ILE
43	DH	18	GLU
43	DH	53	GLU
43	DH	54	ARG
43	DH	83	TYR
43	DH	89	ILE
43	DH	127	GLU
43	DH	153	LYS
43	DH	164	TYR
43	DH	170	ARG
44	DI	1	MET
44	DI	12	LEU
44	DI	40	THR
44	DI	57	ARG
44	DI	68	LEU
44	DI	74	ASN
44	DI	85	GLU
44	DI	92	VAL
44	DI	93	THR
44	DI	109	ILE
44	DI	113	ARG
44	DI	123	LEU
44	DI	130	TYR
44	DI	132	PRO
44	DI	136	VAL
44	DI	138	ILE
44	DI	139	GLN
46	DN	4	TYR
46	DN	22	THR

Continued on next page...

Continued from previous page...

Mol	Chain	Res	Type
46	DN	23	LEU
46	DN	32	THR
46	DN	34	LEU
46	DN	35	ARG
46	DN	37	LYS
46	DN	38	HIS
46	DN	39	ARG
46	DN	48	MET
46	DN	55	VAL
46	DN	56	ASN
46	DN	63	THR
46	DN	87	LEU
46	DN	88	GLU
46	DN	119	ARG
46	DN	120	LEU
46	DN	121	LYS
46	DN	130	HIS
47	DO	1	MET
47	DO	3	GLN
47	DO	10	VAL
47	DO	47	ILE
47	DO	48	PRO
47	DO	117	LEU
48	DP	6	LEU
48	DP	7	ARG
48	DP	13	ASN
48	DP	16	ARG
48	DP	18	ARG
48	DP	19	VAL
48	DP	21	ARG
48	DP	32	THR
48	DP	39	LYS
48	DP	41	ARG
48	DP	42	SER
48	DP	45	LEU
48	DP	55	ARG
48	DP	58	THR
48	DP	59	LEU
48	DP	61	ARG
48	DP	64	LYS
48	DP	81	GLN
48	DP	83	VAL

Continued on next page...

Continued from previous page...

Mol	Chain	Res	Type
48	DP	85	LEU
48	DP	98	GLU
48	DP	108	LYS
48	DP	110	TYR
48	DP	115	LEU
48	DP	125	VAL
48	DP	130	PHE
48	DP	135	LEU
48	DP	139	LYS
49	DQ	1	MET
49	DQ	17	LEU
49	DQ	18	LYS
49	DQ	54	MET
49	DQ	55	VAL
49	DQ	60	ARG
49	DQ	75	THR
49	DQ	79	LEU
49	DQ	89	ASN
49	DQ	91	GLU
49	DQ	110	THR
49	DQ	131	ILE
49	DQ	134	ARG
49	DQ	137	TYR
49	DQ	138	ASP
50	DR	2	ARG
50	DR	8	ARG
50	DR	28	LEU
50	DR	29	LEU
50	DR	33	ARG
50	DR	34	ILE
50	DR	44	LEU
50	DR	57	ARG
50	DR	65	LEU
50	DR	67	LEU
50	DR	71	GLN
50	DR	79	LEU
50	DR	95	THR
50	DR	100	LEU
50	DR	103	ARG
50	DR	104	ARG
50	DR	113	LEU
51	DS	11	LYS

Continued on next page...

Continued from previous page...

Mol	Chain	Res	Type
51	DS	12	PHE
51	DS	15	ARG
51	DS	29	PHE
51	DS	32	LEU
51	DS	41	ASP
51	DS	44	LYS
51	DS	54	LEU
51	DS	56	LEU
51	DS	71	ARG
51	DS	73	LEU
51	DS	83	LYS
51	DS	87	PHE
51	DS	89	ARG
51	DS	97	ARG
51	DS	101	LEU
51	DS	106	ARG
52	DT	11	GLU
52	DT	13	ARG
52	DT	24	PRO
52	DT	29	ARG
52	DT	41	ARG
52	DT	42	ILE
52	DT	44	ASP
52	DT	51	ARG
52	DT	58	ASN
52	DT	59	THR
52	DT	62	THR
52	DT	64	ARG
52	DT	70	VAL
52	DT	82	LEU
52	DT	86	ILE
52	DT	89	VAL
52	DT	93	ARG
52	DT	99	LEU
52	DT	128	GLU
53	DU	20	LEU
53	DU	59	ARG
53	DU	66	ASN
53	DU	74	LEU
53	DU	84	LYS
53	DU	85	LYS
53	DU	92	ARG

Continued on next page...

Continued from previous page...

Mol	Chain	Res	Type
53	DU	102	GLU
53	DU	108	GLU
54	DV	2	PHE
54	DV	5	VAL
54	DV	10	LYS
54	DV	13	ARG
54	DV	16	PRO
54	DV	18	LEU
54	DV	19	LYS
54	DV	21	ARG
54	DV	39	LEU
54	DV	40	LEU
54	DV	50	PRO
54	DV	61	VAL
54	DV	66	ARG
54	DV	69	LYS
54	DV	72	VAL
54	DV	79	VAL
54	DV	82	ARG
54	DV	89	GLN
54	DV	95	LEU
54	DV	99	ILE
55	DW	8	ARG
55	DW	11	ARG
55	DW	18	ARG
55	DW	23	LEU
55	DW	28	SER
55	DW	39	THR
55	DW	51	LEU
55	DW	70	TYR
55	DW	75	TYR
55	DW	85	VAL
55	DW	90	ARG
55	DW	92	ARG
55	DW	105	VAL
55	DW	107	LEU
56	DX	27	THR
56	DX	28	PHE
56	DX	57	LEU
56	DX	68	ARG
56	DX	80	ILE
56	DX	83	VAL

Continued on next page...

Continued from previous page...

Mol	Chain	Res	Type
57	DY	2	ARG
57	DY	6	HIS
57	DY	7	VAL
57	DY	9	LYS
57	DY	20	TYR
57	DY	28	LYS
57	DY	29	GLU
57	DY	32	PRO
57	DY	43	ASN
57	DY	50	ARG
57	DY	53	PRO
57	DY	60	PHE
57	DY	66	PRO
57	DY	76	CYS
57	DY	77	PRO
57	DY	89	PHE
57	DY	90	LEU
58	DZ	9	TYR
58	DZ	19	ARG
58	DZ	20	ARG
58	DZ	23	LYS
58	DZ	24	LEU
58	DZ	31	ARG
58	DZ	34	ASN
58	DZ	41	LEU
58	DZ	65	GLN
58	DZ	67	LEU
58	DZ	70	LEU
58	DZ	72	ARG
58	DZ	73	GLN
58	DZ	75	ASN
58	DZ	79	ARG
58	DZ	81	ARG
58	DZ	87	ASP
58	DZ	89	PHE
58	DZ	93	ASP
58	DZ	100	VAL
58	DZ	103	ARG
58	DZ	112	ARG
58	DZ	119	GLU
58	DZ	127	LYS
58	DZ	130	PRO

Continued on next page...

Continued from previous page...

Mol	Chain	Res	Type
58	DZ	131	ARG
58	DZ	136	PHE
58	DZ	140	ASP
58	DZ	158	PRO
58	DZ	159	PRO
58	DZ	162	GLU

Sometimes sidechains can be flipped to improve hydrogen bonding and reduce clashes. All (309) such sidechains are listed below:

Mol	Chain	Res	Type
2	AB	19	HIS
2	AB	37	ASN
2	AB	76	GLN
2	AB	78	GLN
2	AB	110	GLN
2	AB	135	GLN
2	AB	146	GLN
2	AB	204	ASN
3	AC	31	HIS
3	AC	69	HIS
3	AC	98	ASN
3	AC	170	GLN
3	AC	176	HIS
4	AD	42	GLN
4	AD	45	GLN
4	AD	62	GLN
4	AD	74	GLN
4	AD	77	ASN
4	AD	123	HIS
4	AD	129	ASN
4	AD	161	ASN
5	AE	72	GLN
5	AE	73	ASN
5	AE	78	HIS
5	AE	141	GLN
6	AF	7	ASN
6	AF	18	GLN
6	AF	27	GLN
6	AF	32	ASN
6	AF	100	ASN
7	AG	13	GLN
7	AG	28	ASN

Continued on next page...

Continued from previous page...

Mol	Chain	Res	Type
7	AG	56	GLN
7	AG	106	GLN
9	AI	29	ASN
9	AI	31	GLN
9	AI	117	HIS
9	AI	124	GLN
10	AJ	56	HIS
10	AJ	84	GLN
11	AK	13	GLN
11	AK	26	ASN
11	AK	38	ASN
11	AK	116	HIS
12	AL	8	ASN
12	AL	9	GLN
12	AL	75	HIS
13	AM	40	ASN
13	AM	101	GLN
14	AN	49	HIS
15	AO	13	GLN
15	AO	37	ASN
15	AO	46	HIS
15	AO	62	GLN
16	AP	14	ASN
16	AP	16	HIS
16	AP	76	GLN
17	AQ	16	GLN
18	AR	36	ASN
19	AS	23	ASN
20	AT	16	HIS
20	AT	26	ASN
20	AT	42	GLN
20	AT	75	ASN
25	AY	17	GLN
25	AY	28	ASN
25	AY	50	HIS
25	AY	51	ASN
25	AZ	150	HIS
26	B0	12	ASN
26	B0	29	GLN
26	B0	70	GLN
27	B1	19	GLN
27	B1	45	ASN

Continued on next page...

Continued from previous page...

Mol	Chain	Res	Type
28	B2	47	ASN
29	B3	19	GLN
29	B3	46	ASN
29	B3	52	HIS
30	B4	6	HIS
30	B4	20	ASN
30	B4	46	GLN
31	B5	43	HIS
32	B6	32	ASN
33	B7	8	ASN
34	B8	31	HIS
34	B8	33	ASN
34	B8	43	GLN
35	B9	34	GLN
38	BC	45	HIS
38	BC	226	ASN
39	BD	58	HIS
39	BD	96	HIS
39	BD	115	GLN
39	BD	116	GLN
39	BD	126	GLN
39	BD	166	GLN
39	BD	186	HIS
39	BD	198	ASN
40	BE	48	GLN
40	BE	54	GLN
40	BE	55	ASN
40	BE	66	HIS
40	BE	129	HIS
40	BE	132	HIS
40	BE	137	HIS
40	BE	143	ASN
40	BE	169	ASN
40	BE	192	ASN
41	BF	75	HIS
41	BF	133	ASN
41	BF	160	ASN
41	BF	169	ASN
42	BG	40	ASN
42	BG	108	ASN
42	BG	132	ASN
43	BH	74	ASN

Continued on next page...

Continued from previous page...

Mol	Chain	Res	Type
43	BH	147	ASN
44	BI	11	ASN
44	BI	74	ASN
44	BI	104	GLN
44	BI	139	GLN
46	BN	38	HIS
46	BN	45	ASN
46	BN	56	ASN
47	BO	5	GLN
47	BO	82	ASN
48	BP	13	ASN
48	BP	84	ASN
48	BP	128	HIS
49	BQ	12	GLN
49	BQ	45	GLN
50	BR	13	HIS
50	BR	23	ASN
50	BR	24	GLN
50	BR	53	HIS
50	BR	61	HIS
50	BR	71	GLN
51	BS	95	HIS
52	BT	90	GLN
53	BU	14	HIS
53	BU	44	ASN
53	BU	49	HIS
53	BU	66	ASN
54	BV	11	GLN
55	BW	57	ASN
55	BW	60	ASN
55	BW	61	ASN
55	BW	62	HIS
55	BW	102	HIS
56	BX	41	ASN
56	BX	55	ASN
56	BX	82	GLN
58	BZ	34	ASN
58	BZ	118	GLN
2	CB	19	HIS
2	CB	37	ASN
2	CB	76	GLN
2	CB	78	GLN

Continued on next page...

Continued from previous page...

Mol	Chain	Res	Type
2	CB	110	GLN
2	CB	135	GLN
2	CB	146	GLN
2	CB	204	ASN
3	CC	31	HIS
3	CC	69	HIS
3	CC	98	ASN
3	CC	170	GLN
3	CC	176	HIS
4	CD	42	GLN
4	CD	45	GLN
4	CD	62	GLN
4	CD	74	GLN
4	CD	77	ASN
4	CD	123	HIS
4	CD	129	ASN
4	CD	161	ASN
5	CE	72	GLN
5	CE	73	ASN
5	CE	141	GLN
6	CF	7	ASN
6	CF	18	GLN
6	CF	27	GLN
6	CF	32	ASN
6	CF	100	ASN
7	CG	13	GLN
7	CG	28	ASN
7	CG	56	GLN
7	CG	106	GLN
9	CI	31	GLN
9	CI	117	HIS
9	CI	124	GLN
10	CJ	56	HIS
10	CJ	84	GLN
11	CK	13	GLN
11	CK	26	ASN
11	CK	38	ASN
11	CK	116	HIS
12	CL	8	ASN
12	CL	9	GLN
12	CL	75	HIS
13	CM	40	ASN

Continued on next page...

Continued from previous page...

Mol	Chain	Res	Type
13	CM	101	GLN
15	CO	13	GLN
15	CO	37	ASN
15	CO	46	HIS
15	CO	62	GLN
16	CP	16	HIS
16	CP	76	GLN
17	CQ	16	GLN
18	CR	36	ASN
19	CS	23	ASN
20	CT	16	HIS
20	CT	26	ASN
20	CT	42	GLN
20	CT	75	ASN
25	CY	17	GLN
25	CY	28	ASN
25	CY	50	HIS
25	CY	51	ASN
26	D0	12	ASN
26	D0	29	GLN
26	D0	70	GLN
27	D1	45	ASN
27	D1	47	GLN
29	D3	19	GLN
29	D3	46	ASN
29	D3	52	HIS
30	D4	6	HIS
30	D4	20	ASN
30	D4	46	GLN
31	D5	43	HIS
32	D6	46	HIS
33	D7	8	ASN
34	D8	31	HIS
34	D8	33	ASN
34	D8	43	GLN
35	D9	34	GLN
38	DC	45	HIS
38	DC	226	ASN
39	DD	58	HIS
39	DD	96	HIS
39	DD	115	GLN
39	DD	116	GLN

Continued on next page...

Continued from previous page...

Mol	Chain	Res	Type
39	DD	126	GLN
39	DD	166	GLN
39	DD	186	HIS
39	DD	198	ASN
40	DE	48	GLN
40	DE	54	GLN
40	DE	55	ASN
40	DE	66	HIS
40	DE	129	HIS
40	DE	132	HIS
40	DE	137	HIS
40	DE	143	ASN
40	DE	169	ASN
40	DE	192	ASN
41	DF	75	HIS
41	DF	133	ASN
41	DF	160	ASN
41	DF	169	ASN
42	DG	27	ASN
42	DG	58	GLN
42	DG	66	GLN
42	DG	130	ASN
42	DG	132	ASN
43	DH	74	ASN
43	DH	147	ASN
44	DI	11	ASN
44	DI	74	ASN
44	DI	104	GLN
44	DI	139	GLN
46	DN	38	HIS
46	DN	45	ASN
46	DN	56	ASN
47	DO	5	GLN
47	DO	82	ASN
48	DP	13	ASN
48	DP	84	ASN
48	DP	128	HIS
49	DQ	12	GLN
49	DQ	45	GLN
50	DR	13	HIS
50	DR	23	ASN
50	DR	24	GLN

Continued on next page...

Continued from previous page...

Mol	Chain	Res	Type
50	DR	53	HIS
50	DR	61	HIS
50	DR	71	GLN
51	DS	95	HIS
52	DT	90	GLN
53	DU	14	HIS
53	DU	44	ASN
53	DU	49	HIS
53	DU	66	ASN
54	DV	11	GLN
55	DW	57	ASN
55	DW	60	ASN
55	DW	61	ASN
55	DW	62	HIS
55	DW	102	HIS
56	DX	41	ASN
56	DX	55	ASN
56	DX	82	GLN
58	DZ	30	ASN
58	DZ	55	HIS
58	DZ	73	GLN
58	DZ	75	ASN
58	DZ	118	GLN
58	DZ	132	ASN
58	DZ	151	HIS

5.3.3 RNA [i](#)

Mol	Chain	Analysed	Backbone Outliers	Pucker Outliers
1	AA	1503/1504 (99%)	214 (14%)	30 (1%)
1	CA	1503/1504 (99%)	209 (13%)	31 (2%)
22	AV	76/77 (98%)	15 (19%)	0
23	AW	76/77 (98%)	10 (13%)	1 (1%)
23	CV	76/77 (98%)	12 (15%)	0
23	CW	76/77 (98%)	10 (13%)	1 (1%)
24	AX	10/25 (40%)	8 (80%)	1 (10%)
36	BA	2847/2848 (99%)	500 (17%)	49 (1%)
36	DA	2847/2848 (99%)	498 (17%)	47 (1%)
37	BB	118/119 (99%)	25 (21%)	2 (1%)
37	DB	118/119 (99%)	25 (21%)	2 (1%)
59	CX	9/10 (90%)	6 (66%)	2 (22%)

Continued on next page...

Continued from previous page...

Mol	Chain	Analysed	Backbone Outliers	Pucker Outliers
All	All	9259/9285 (99%)	1532 (16%)	166 (1%)

All (1532) RNA backbone outliers are listed below:

Mol	Chain	Res	Type
1	AA	9	G
1	AA	22	G
1	AA	30	U
1	AA	31	G
1	AA	32	A
1	AA	39	G
1	AA	47	C
1	AA	48	C
1	AA	51	A
1	AA	54	C
1	AA	61	G
1	AA	79	G
1	AA	80	G
1	AA	81	U
1	AA	84	U
1	AA	89	C
1	AA	90	U
1	AA	97	G
1	AA	98	G
1	AA	116	A
1	AA	120	A
1	AA	121	C
1	AA	131	C
1	AA	144	G
1	AA	150	C
1	AA	163	C
1	AA	172	A
1	AA	182	U
1	AA	189(F)	U
1	AA	195	A
1	AA	197	A
1	AA	203	U
1	AA	204	U
1	AA	216	G
1	AA	244	U
1	AA	247	G
1	AA	251	G

Continued on next page...

Continued from previous page...

Mol	Chain	Res	Type
1	AA	266	G
1	AA	267	C
1	AA	281	G
1	AA	289	G
1	AA	321	A
1	AA	329	A
1	AA	332	G
1	AA	345	C
1	AA	352	C
1	AA	353	A
1	AA	354	G
1	AA	367	U
1	AA	372	C
1	AA	373	A
1	AA	384	G
1	AA	397	A
1	AA	398	C
1	AA	412	A
1	AA	413	G
1	AA	414	A
1	AA	421	U
1	AA	422	C
1	AA	423	G
1	AA	429	U
1	AA	430	A
1	AA	435	C
1	AA	437	U
1	AA	439	A
1	AA	452	A
1	AA	461	A
1	AA	470	C
1	AA	484	G
1	AA	485	G
1	AA	496	A
1	AA	498	U
1	AA	511	C
1	AA	518	C
1	AA	527	G
1	AA	532	A
1	AA	533	A
1	AA	534	U
1	AA	547	A

Continued on next page...

Continued from previous page...

Mol	Chain	Res	Type
1	AA	559	A
1	AA	561	U
1	AA	562	C
1	AA	572	A
1	AA	573	A
1	AA	575	G
1	AA	576	G
1	AA	577	G
1	AA	588	G
1	AA	607	A
1	AA	630	G
1	AA	631	G
1	AA	632	A
1	AA	653	A
1	AA	665	A
1	AA	687	A
1	AA	688	G
1	AA	731	G
1	AA	749	C
1	AA	755	G
1	AA	777	A
1	AA	793	U
1	AA	794	A
1	AA	816	A
1	AA	817	C
1	AA	818	G
1	AA	819	A
1	AA	828	A
1	AA	833	U
1	AA	839	U
1	AA	840	C
1	AA	841	U
1	AA	848	C
1	AA	859	A
1	AA	902	G
1	AA	914	A
1	AA	926	G
1	AA	927	G
1	AA	934	C
1	AA	960	U
1	AA	966	G
1	AA	968	A

Continued on next page...

Continued from previous page...

Mol	Chain	Res	Type
1	AA	969	A
1	AA	974	A
1	AA	975	A
1	AA	976	G
1	AA	977	A
1	AA	978	A
1	AA	980	C
1	AA	991	U
1	AA	992	U
1	AA	993	G
1	AA	1001(A)	G
1	AA	1004	A
1	AA	1005	A
1	AA	1006	C
1	AA	1026	G
1	AA	1027	C
1	AA	1050	G
1	AA	1054	C
1	AA	1068	G
1	AA	1094	G
1	AA	1095	U
1	AA	1101	A
1	AA	1117	G
1	AA	1124	G
1	AA	1125	U
1	AA	1129	C
1	AA	1130	A
1	AA	1131	G
1	AA	1136	U
1	AA	1137	C
1	AA	1138	G
1	AA	1139	G
1	AA	1146	A
1	AA	1152	A
1	AA	1159	U
1	AA	1184	G
1	AA	1196	U
1	AA	1197	G
1	AA	1201	A
1	AA	1202	G
1	AA	1212	U
1	AA	1213	A

Continued on next page...

Continued from previous page...

Mol	Chain	Res	Type
1	AA	1226	C
1	AA	1238	A
1	AA	1241	G
1	AA	1249	C
1	AA	1256	A
1	AA	1257	U
1	AA	1280	A
1	AA	1281	U
1	AA	1282	C
1	AA	1286	A
1	AA	1287	A
1	AA	1294	G
1	AA	1300	G
1	AA	1301	U
1	AA	1302	U
1	AA	1305	G
1	AA	1309	G
1	AA	1317	C
1	AA	1322	C
1	AA	1323	G
1	AA	1331	G
1	AA	1335	C
1	AA	1336	C
1	AA	1347	G
1	AA	1364	U
1	AA	1397	C
1	AA	1398	A
1	AA	1400	C
1	AA	1419	G
1	AA	1442	G
1	AA	1442(A)	G
1	AA	1442(B)	A
1	AA	1447	A
1	AA	1452	C
1	AA	1492	A
1	AA	1493	A
1	AA	1494	G
1	AA	1495	U
1	AA	1497	G
1	AA	1498	U
1	AA	1499	A
1	AA	1502	A

Continued on next page...

Continued from previous page...

Mol	Chain	Res	Type
1	AA	1503	A
1	AA	1504	G
1	AA	1505	G
1	AA	1506	U
1	AA	1507	A
1	AA	1517	G
1	AA	1520	G
1	AA	1529	G
1	AA	1530	G
22	AV	2	G
22	AV	4	G
22	AV	5	G
22	AV	8	U
22	AV	17(A)	U
22	AV	18	G
22	AV	19	G
22	AV	20	U
22	AV	21	A
22	AV	47	U
22	AV	48	C
22	AV	61	C
22	AV	67	C
22	AV	73	A
22	AV	76	A
23	AW	5	G
23	AW	8	U
23	AW	16	C
23	AW	17(A)	U
23	AW	18	G
23	AW	19	G
23	AW	20	U
23	AW	21	A
23	AW	47	U
23	AW	48	C
24	AX	14	A
24	AX	15	A
24	AX	18	G
24	AX	19	OMU
24	AX	20	A2M
24	AX	21	A2M
24	AX	22	A
24	AX	23	A

Continued on next page...

Continued from previous page...

Mol	Chain	Res	Type
36	BA	9	U
36	BA	10	G
36	BA	34	C
36	BA	35	G
36	BA	45	C
36	BA	49	A
36	BA	50	U
36	BA	55	G
36	BA	71	A
36	BA	72	U
36	BA	75	G
36	BA	88	G
36	BA	90	U
36	BA	92	A
36	BA	94	C
36	BA	95	G
36	BA	100	G
36	BA	102	G
36	BA	118	A
36	BA	120	U
36	BA	129	C
36	BA	131	G
36	BA	139(A)	G
36	BA	140	G
36	BA	141	A
36	BA	146	G
36	BA	155	U
36	BA	156	U
36	BA	171	G
36	BA	173	G
36	BA	174	C
36	BA	175	G
36	BA	181	A
36	BA	182	A
36	BA	196	A
36	BA	197	A
36	BA	204	A
36	BA	205	G
36	BA	215	G
36	BA	216	A
36	BA	221	A
36	BA	222	A

Continued on next page...

Continued from previous page...

Mol	Chain	Res	Type
36	BA	228	A
36	BA	229	A
36	BA	233	A
36	BA	248	G
36	BA	252	G
36	BA	266	G
36	BA	269	U
36	BA	271(I)	G
36	BA	271(J)	C
36	BA	271(N)	U
36	BA	271(O)	C
36	BA	271(P)	C
36	BA	271(R)	G
36	BA	271(Y)	U
36	BA	272	G
36	BA	272(B)	G
36	BA	272(H)	C
36	BA	272(I)	U
36	BA	274	G
36	BA	276	A
36	BA	277	C
36	BA	311	A
36	BA	329	G
36	BA	330	A
36	BA	332	A
36	BA	333	G
36	BA	352	G
36	BA	353	G
36	BA	356	G
36	BA	358	U
36	BA	363(B)	G
36	BA	363(E)	U
36	BA	363(F)	A
36	BA	365	C
36	BA	372	G
36	BA	386	G
36	BA	388	G
36	BA	396	G
36	BA	405	U
36	BA	406	G
36	BA	411	G
36	BA	412	A

Continued on next page...

Continued from previous page...

Mol	Chain	Res	Type
36	BA	428	A
36	BA	444	C
36	BA	448	U
36	BA	454	A
36	BA	456	C
36	BA	457	A
36	BA	470	A
36	BA	475	U
36	BA	481	G
36	BA	494	G
36	BA	505	A
36	BA	508	G
36	BA	509	C
36	BA	528	A
36	BA	530	G
36	BA	531	C
36	BA	532	A
36	BA	533	G
36	BA	544	G
36	BA	547	A
36	BA	549	G
36	BA	563	G
36	BA	573	G
36	BA	575	A
36	BA	588	U
36	BA	603	A
36	BA	604	G
36	BA	607	U
36	BA	613	G
36	BA	614(A)	U
36	BA	614(B)	G
36	BA	615	G
36	BA	622	G
36	BA	626	U
36	BA	627	A
36	BA	637	A
36	BA	645	C
36	BA	646	A
36	BA	651	G
36	BA	653	A
36	BA	654	A
36	BA	654(C)	G

Continued on next page...

Continued from previous page...

Mol	Chain	Res	Type
36	BA	654(I)	C
36	BA	654(J)	A
36	BA	654(K)	C
36	BA	654(L)	G
36	BA	654(M)	C
36	BA	654(N)	G
36	BA	654(T)	C
36	BA	655	A
36	BA	669	G
36	BA	686	G
36	BA	708	C
36	BA	717	G
36	BA	722	A
36	BA	730	C
36	BA	738	G
36	BA	753	C
36	BA	776	G
36	BA	782	A
36	BA	784	A
36	BA	785	G
36	BA	790	C
36	BA	791	C
36	BA	792	G
36	BA	805	G
36	BA	812	C
36	BA	819	A
36	BA	827	U
36	BA	828	U
36	BA	830	G
36	BA	845	G
36	BA	846	C
36	BA	848	G
36	BA	856	C
36	BA	859	G
36	BA	878	A
36	BA	890	A
36	BA	896	A
36	BA	897	C
36	BA	901	A
36	BA	904	C
36	BA	910	A
36	BA	917	A

Continued on next page...

Continued from previous page...

Mol	Chain	Res	Type
36	BA	927	G
36	BA	932	G
36	BA	934	G
36	BA	941	A
36	BA	945	A
36	BA	946	G
36	BA	958	U
36	BA	959	A
36	BA	961	C
36	BA	965	C
36	BA	974	G
36	BA	975	C
36	BA	975(A)	G
36	BA	980	A
36	BA	983	A
36	BA	991	C
36	BA	996	A
36	BA	1005	C
36	BA	1012	U
36	BA	1013	C
36	BA	1015	G
36	BA	1022	G
36	BA	1023	U
36	BA	1025	G
36	BA	1026	U
36	BA	1039	G
36	BA	1041	C
36	BA	1042	G
36	BA	1045	A
36	BA	1046	A
36	BA	1047	G
36	BA	1049	C
36	BA	1052	C
36	BA	1053	C
36	BA	1106	A
36	BA	1110	G
36	BA	1112	G
36	BA	1113	U
36	BA	1114	G
36	BA	1116	C
36	BA	1130	U
36	BA	1135	C

Continued on next page...

Continued from previous page...

Mol	Chain	Res	Type
36	BA	1136	G
36	BA	1142	U
36	BA	1142(A)	A
36	BA	1155	A
36	BA	1156	A
36	BA	1171	G
36	BA	1173	G
36	BA	1174	A
36	BA	1175	U
36	BA	1176	G
36	BA	1178	C
36	BA	1180	C
36	BA	1195	G
36	BA	1205	U
36	BA	1210	A
36	BA	1211	U
36	BA	1221	C
36	BA	1253	A
36	BA	1256	G
36	BA	1265	A
36	BA	1271	G
36	BA	1272	A
36	BA	1273	U
36	BA	1275	A
36	BA	1281	G
36	BA	1300	U
36	BA	1301	A
36	BA	1314	C
36	BA	1319	G
36	BA	1321	A
36	BA	1329	U
36	BA	1332	G
36	BA	1349	A
36	BA	1359	A
36	BA	1379	A
36	BA	1384	A
36	BA	1385	G
36	BA	1386	C
36	BA	1407	C
36	BA	1416	G
36	BA	1417	C
36	BA	1420	U

Continued on next page...

Continued from previous page...

Mol	Chain	Res	Type
36	BA	1421	G
36	BA	1427	A
36	BA	1428	C
36	BA	1437	C
36	BA	1445	A
36	BA	1449	A
36	BA	1450	G
36	BA	1455	G
36	BA	1460	A
36	BA	1461	G
36	BA	1467	C
36	BA	1471	A
36	BA	1475	G
36	BA	1478	G
36	BA	1481	U
36	BA	1482	G
36	BA	1485	G
36	BA	1488	G
36	BA	1490	A
36	BA	1493	C
36	BA	1494	A
36	BA	1495	A
36	BA	1496	A
36	BA	1497	U
36	BA	1502	C
36	BA	1505	C
36	BA	1509	C
36	BA	1509(A)	A
36	BA	1539	G
36	BA	1541	G
36	BA	1542	A
36	BA	1543	C
36	BA	1544	A
36	BA	1547	C
36	BA	1554	A
36	BA	1558	A
36	BA	1559	G
36	BA	1569	A
36	BA	1578	U
36	BA	1579	A
36	BA	1581	G
36	BA	1584	C

Continued on next page...

Continued from previous page...

Mol	Chain	Res	Type
36	BA	1586	A
36	BA	1588	C
36	BA	1591	G
36	BA	1603	A
36	BA	1608	A
36	BA	1609	A
36	BA	1610	A
36	BA	1616	A
36	BA	1617	C
36	BA	1618	A
36	BA	1640	C
36	BA	1648	C
36	BA	1653	G
36	BA	1654	A
36	BA	1674	G
36	BA	1696	G
36	BA	1722	A
36	BA	1739	U
36	BA	1740	G
36	BA	1742	G
36	BA	1746	G
36	BA	1748	G
36	BA	1754	C
36	BA	1764	G
36	BA	1773	A
36	BA	1780	A
36	BA	1787	A
36	BA	1791	A
36	BA	1799	G
36	BA	1800	C
36	BA	1816	G
36	BA	1820	U
36	BA	1821	A
36	BA	1829	A
36	BA	1835	G
36	BA	1839	G
36	BA	1846	G
36	BA	1847	A
36	BA	1858	G
36	BA	1865	G
36	BA	1877	A
36	BA	1878	G

Continued on next page...

Continued from previous page...

Mol	Chain	Res	Type
36	BA	1882	C
36	BA	1885	A
36	BA	1888	G
36	BA	1889	A
36	BA	1900	A
36	BA	1906	G
36	BA	1912	A
36	BA	1913	A
36	BA	1929	G
36	BA	1930	G
36	BA	1936	A
36	BA	1938	A
36	BA	1948	G
36	BA	1955	U
36	BA	1963	U
36	BA	1967	C
36	BA	1969	A
36	BA	1970	A
36	BA	1971	A
36	BA	1972	A
36	BA	1982	C
36	BA	1987	G
36	BA	1993	U
36	BA	1997	G
36	BA	2020	A
36	BA	2023	G
36	BA	2031	A
36	BA	2032	G
36	BA	2033	A
36	BA	2034	U
36	BA	2036	C
36	BA	2043	C
36	BA	2055	C
36	BA	2056	G
36	BA	2060	A
36	BA	2061	G
36	BA	2062	A
36	BA	2063	C
36	BA	2069	G
36	BA	2093	G
36	BA	2096	U
36	BA	2100	G

Continued on next page...

Continued from previous page...

Mol	Chain	Res	Type
36	BA	2103	C
36	BA	2104	G
36	BA	2111	C
36	BA	2112	G
36	BA	2116	G
36	BA	2118	U
36	BA	2127	G
36	BA	2131	G
36	BA	2132	U
36	BA	2133	G
36	BA	2159	G
36	BA	2172	U
36	BA	2173	A
36	BA	2177	C
36	BA	2179	C
36	BA	2180	U
36	BA	2185	C
36	BA	2187	G
36	BA	2189	U
36	BA	2190	G
36	BA	2192	G
36	BA	2193	G
36	BA	2198	A
36	BA	2199	A
36	BA	2200	C
36	BA	2207	G
36	BA	2208	A
36	BA	2218	U
36	BA	2225	A
36	BA	2226	C
36	BA	2238	G
36	BA	2239	G
36	BA	2275	C
36	BA	2283	C
36	BA	2287	A
36	BA	2302	G
36	BA	2305	A
36	BA	2307	G
36	BA	2308	G
36	BA	2309	A
36	BA	2311	A
36	BA	2313	C

Continued on next page...

Continued from previous page...

Mol	Chain	Res	Type
36	BA	2316	C
36	BA	2319	G
36	BA	2320	A
36	BA	2334	G
36	BA	2336	A
36	BA	2347	C
36	BA	2350	C
36	BA	2361	A
36	BA	2372	G
36	BA	2383	G
36	BA	2385	C
36	BA	2402	C
36	BA	2423	U
36	BA	2425	A
36	BA	2429	G
36	BA	2430	A
36	BA	2439	A
36	BA	2441	C
36	BA	2448	A
36	BA	2465	C
36	BA	2468	G
36	BA	2469	A
36	BA	2470	G
36	BA	2476	A
36	BA	2477	C
36	BA	2478	A
36	BA	2482	G
36	BA	2484	G
36	BA	2502	G
36	BA	2505	G
36	BA	2518	A
36	BA	2524	G
36	BA	2529	G
36	BA	2542	A
36	BA	2543	G
36	BA	2554	U
36	BA	2566	A
36	BA	2567	G
36	BA	2573	C
36	BA	2602	A
36	BA	2603	G
36	BA	2611	U

Continued on next page...

Continued from previous page...

Mol	Chain	Res	Type
36	BA	2612	C
36	BA	2615	U
36	BA	2630	G
36	BA	2646	C
36	BA	2657	A
36	BA	2673	G
36	BA	2690	C
36	BA	2691	C
36	BA	2712	U
36	BA	2712(A)	A
36	BA	2713	A
36	BA	2714	G
36	BA	2720	U
36	BA	2726	U
36	BA	2733	A
36	BA	2752	C
36	BA	2762	G
36	BA	2765	A
36	BA	2766	G
36	BA	2778	A
36	BA	2787	C
36	BA	2791	C
36	BA	2794	C
36	BA	2799	C
36	BA	2801(A)	A
36	BA	2802	G
36	BA	2803	C
36	BA	2808	U
36	BA	2820	A
36	BA	2821	A
36	BA	2823	A
36	BA	2833	G
36	BA	2834	G
36	BA	2835	A
36	BA	2849	U
36	BA	2872	G
36	BA	2893	G
36	BA	2897	U
37	BB	3	C
37	BB	8	U
37	BB	13	A
37	BB	15	A

Continued on next page...

Continued from previous page...

Mol	Chain	Res	Type
37	BB	16	G
37	BB	22	U
37	BB	24	G
37	BB	25	A
37	BB	27	C
37	BB	33	G
37	BB	40	U
37	BB	41	U
37	BB	42	C
37	BB	44	G
37	BB	45	A
37	BB	47	C
37	BB	53	A
37	BB	67	G
37	BB	73	A
37	BB	81	G
37	BB	82	G
37	BB	88	C
37	BB	91	C
37	BB	110	G
37	BB	113	G
1	CA	9	G
1	CA	22	G
1	CA	30	U
1	CA	31	G
1	CA	32	A
1	CA	39	G
1	CA	47	C
1	CA	48	C
1	CA	51	A
1	CA	54	C
1	CA	61	G
1	CA	79	G
1	CA	80	G
1	CA	81	U
1	CA	84	U
1	CA	89	C
1	CA	90	U
1	CA	97	G
1	CA	98	G
1	CA	116	A
1	CA	120	A

Continued on next page...

Continued from previous page...

Mol	Chain	Res	Type
1	CA	121	C
1	CA	131	C
1	CA	144	G
1	CA	150	C
1	CA	163	C
1	CA	172	A
1	CA	182	U
1	CA	189(F)	U
1	CA	195	A
1	CA	197	A
1	CA	203	U
1	CA	204	U
1	CA	216	G
1	CA	244	U
1	CA	247	G
1	CA	251	G
1	CA	266	G
1	CA	267	C
1	CA	281	G
1	CA	289	G
1	CA	321	A
1	CA	329	A
1	CA	332	G
1	CA	345	C
1	CA	352	C
1	CA	353	A
1	CA	354	G
1	CA	367	U
1	CA	372	C
1	CA	373	A
1	CA	384	G
1	CA	397	A
1	CA	398	C
1	CA	412	A
1	CA	413	G
1	CA	414	A
1	CA	421	U
1	CA	422	C
1	CA	423	G
1	CA	429	U
1	CA	430	A
1	CA	435	C

Continued on next page...

Continued from previous page...

Mol	Chain	Res	Type
1	CA	437	U
1	CA	439	A
1	CA	452	A
1	CA	461	A
1	CA	470	C
1	CA	484	G
1	CA	485	G
1	CA	496	A
1	CA	498	U
1	CA	511	C
1	CA	518	C
1	CA	527	G
1	CA	532	A
1	CA	533	A
1	CA	534	U
1	CA	547	A
1	CA	559	A
1	CA	561	U
1	CA	562	C
1	CA	572	A
1	CA	573	A
1	CA	575	G
1	CA	576	G
1	CA	577	G
1	CA	588	G
1	CA	607	A
1	CA	630	G
1	CA	631	G
1	CA	632	A
1	CA	653	A
1	CA	665	A
1	CA	687	A
1	CA	688	G
1	CA	731	G
1	CA	749	C
1	CA	755	G
1	CA	777	A
1	CA	793	U
1	CA	794	A
1	CA	816	A
1	CA	817	C
1	CA	818	G

Continued on next page...

Continued from previous page...

Mol	Chain	Res	Type
1	CA	819	A
1	CA	828	A
1	CA	833	U
1	CA	839	U
1	CA	840	C
1	CA	841	U
1	CA	848	C
1	CA	859	A
1	CA	902	G
1	CA	914	A
1	CA	926	G
1	CA	927	G
1	CA	934	C
1	CA	960	U
1	CA	966	G
1	CA	968	A
1	CA	969	A
1	CA	974	A
1	CA	975	A
1	CA	976	G
1	CA	977	A
1	CA	978	A
1	CA	980	C
1	CA	991	U
1	CA	992	U
1	CA	993	G
1	CA	1001(A)	G
1	CA	1004	A
1	CA	1005	A
1	CA	1006	C
1	CA	1026	G
1	CA	1027	C
1	CA	1050	G
1	CA	1054	C
1	CA	1068	G
1	CA	1094	G
1	CA	1095	U
1	CA	1101	A
1	CA	1117	G
1	CA	1124	G
1	CA	1125	U
1	CA	1129	C

Continued on next page...

Continued from previous page...

Mol	Chain	Res	Type
1	CA	1130	A
1	CA	1131	G
1	CA	1136	U
1	CA	1137	C
1	CA	1138	G
1	CA	1139	G
1	CA	1146	A
1	CA	1152	A
1	CA	1159	U
1	CA	1184	G
1	CA	1196	U
1	CA	1197	G
1	CA	1201	A
1	CA	1202	G
1	CA	1212	U
1	CA	1213	A
1	CA	1226	C
1	CA	1238	A
1	CA	1241	G
1	CA	1249	C
1	CA	1256	A
1	CA	1257	U
1	CA	1280	A
1	CA	1281	U
1	CA	1282	C
1	CA	1286	A
1	CA	1287	A
1	CA	1294	G
1	CA	1300	G
1	CA	1301	U
1	CA	1302	U
1	CA	1305	G
1	CA	1309	G
1	CA	1317	C
1	CA	1322	C
1	CA	1323	G
1	CA	1331	G
1	CA	1335	C
1	CA	1336	C
1	CA	1347	G
1	CA	1364	U
1	CA	1397	C

Continued on next page...

Continued from previous page...

Mol	Chain	Res	Type
1	CA	1398	A
1	CA	1419	G
1	CA	1442	G
1	CA	1447	A
1	CA	1452	C
1	CA	1492	A
1	CA	1493	A
1	CA	1494	G
1	CA	1495	U
1	CA	1497	G
1	CA	1499	A
1	CA	1502	A
1	CA	1504	G
1	CA	1505	G
1	CA	1506	U
1	CA	1507	A
1	CA	1517	G
1	CA	1520	G
1	CA	1529	G
1	CA	1530	G
23	CV	3	C
23	CV	5	G
23	CV	8	U
23	CV	17(A)	U
23	CV	18	G
23	CV	19	G
23	CV	20	U
23	CV	21	A
23	CV	47	U
23	CV	48	C
23	CV	67	C
23	CV	76	A
23	CW	5	G
23	CW	8	U
23	CW	16	C
23	CW	17(A)	U
23	CW	18	G
23	CW	19	G
23	CW	20	U
23	CW	21	A
23	CW	47	U
23	CW	48	C

Continued on next page...

Continued from previous page...

Mol	Chain	Res	Type
59	CX	14	A
59	CX	15	A
59	CX	19	OMU
59	CX	20	A2M
59	CX	21	A2M
59	CX	22	A
36	DA	9	U
36	DA	10	G
36	DA	34	C
36	DA	35	G
36	DA	45	C
36	DA	49	A
36	DA	50	U
36	DA	55	G
36	DA	71	A
36	DA	72	U
36	DA	75	G
36	DA	88	G
36	DA	90	U
36	DA	92	A
36	DA	94	C
36	DA	95	G
36	DA	100	G
36	DA	102	G
36	DA	118	A
36	DA	119	A
36	DA	120	U
36	DA	129	C
36	DA	131	G
36	DA	139(A)	G
36	DA	140	G
36	DA	141	A
36	DA	146	G
36	DA	155	U
36	DA	156	U
36	DA	171	G
36	DA	173	G
36	DA	174	C
36	DA	175	G
36	DA	181	A
36	DA	182	A
36	DA	196	A

Continued on next page...

Continued from previous page...

Mol	Chain	Res	Type
36	DA	197	A
36	DA	204	A
36	DA	205	G
36	DA	215	G
36	DA	216	A
36	DA	221	A
36	DA	222	A
36	DA	228	A
36	DA	229	A
36	DA	233	A
36	DA	248	G
36	DA	252	G
36	DA	266	G
36	DA	268	C
36	DA	271(I)	G
36	DA	271(J)	C
36	DA	271(N)	U
36	DA	271(O)	C
36	DA	271(P)	C
36	DA	271(R)	G
36	DA	271(Y)	U
36	DA	272	G
36	DA	272(B)	G
36	DA	272(H)	C
36	DA	272(I)	U
36	DA	274	G
36	DA	276	A
36	DA	277	C
36	DA	311	A
36	DA	329	G
36	DA	330	A
36	DA	332	A
36	DA	333	G
36	DA	352	G
36	DA	353	G
36	DA	356	G
36	DA	358	U
36	DA	363(B)	G
36	DA	363(E)	U
36	DA	363(F)	A
36	DA	365	C
36	DA	372	G

Continued on next page...

Continued from previous page...

Mol	Chain	Res	Type
36	DA	386	G
36	DA	388	G
36	DA	396	G
36	DA	405	U
36	DA	406	G
36	DA	411	G
36	DA	412	A
36	DA	428	A
36	DA	444	C
36	DA	448	U
36	DA	454	A
36	DA	456	C
36	DA	457	A
36	DA	470	A
36	DA	475	U
36	DA	481	G
36	DA	494	G
36	DA	505	A
36	DA	508	G
36	DA	509	C
36	DA	528	A
36	DA	530	G
36	DA	531	C
36	DA	532	A
36	DA	533	G
36	DA	544	G
36	DA	547	A
36	DA	549	G
36	DA	563	G
36	DA	573	G
36	DA	588	U
36	DA	603	A
36	DA	604	G
36	DA	607	U
36	DA	613	G
36	DA	614(B)	G
36	DA	615	G
36	DA	621	A
36	DA	622	G
36	DA	626	U
36	DA	627	A
36	DA	637	A

Continued on next page...

Continued from previous page...

Mol	Chain	Res	Type
36	DA	645	C
36	DA	646	A
36	DA	651	G
36	DA	653	A
36	DA	654	A
36	DA	654(C)	G
36	DA	654(I)	C
36	DA	654(J)	A
36	DA	654(K)	C
36	DA	654(L)	G
36	DA	654(M)	C
36	DA	654(N)	G
36	DA	654(T)	C
36	DA	655	A
36	DA	669	G
36	DA	686	G
36	DA	708	C
36	DA	717	G
36	DA	722	A
36	DA	730	C
36	DA	738	G
36	DA	753	C
36	DA	776	G
36	DA	782	A
36	DA	784	A
36	DA	785	G
36	DA	790	C
36	DA	791	C
36	DA	792	G
36	DA	805	G
36	DA	812	C
36	DA	819	A
36	DA	827	U
36	DA	828	U
36	DA	830	G
36	DA	845	G
36	DA	846	C
36	DA	848	G
36	DA	856	C
36	DA	859	G
36	DA	878	A
36	DA	890	A

Continued on next page...

Continued from previous page...

Mol	Chain	Res	Type
36	DA	896	A
36	DA	897	C
36	DA	901	A
36	DA	904	C
36	DA	910	A
36	DA	917	A
36	DA	927	G
36	DA	932	G
36	DA	934	G
36	DA	941	A
36	DA	945	A
36	DA	946	G
36	DA	958	U
36	DA	959	A
36	DA	961	C
36	DA	965	C
36	DA	974	G
36	DA	975	C
36	DA	980	A
36	DA	983	A
36	DA	991	C
36	DA	996	A
36	DA	1005	C
36	DA	1012	U
36	DA	1013	C
36	DA	1015	G
36	DA	1022	G
36	DA	1023	U
36	DA	1025	G
36	DA	1026	U
36	DA	1039	G
36	DA	1041	C
36	DA	1042	G
36	DA	1045	A
36	DA	1046	A
36	DA	1047	G
36	DA	1049	C
36	DA	1052	C
36	DA	1053	C
36	DA	1106	A
36	DA	1110	G
36	DA	1112	G

Continued on next page...

Continued from previous page...

Mol	Chain	Res	Type
36	DA	1113	U
36	DA	1114	G
36	DA	1116	C
36	DA	1130	U
36	DA	1135	C
36	DA	1136	G
36	DA	1142	U
36	DA	1142(A)	A
36	DA	1155	A
36	DA	1156	A
36	DA	1171	G
36	DA	1173	G
36	DA	1174	A
36	DA	1175	U
36	DA	1176	G
36	DA	1178	C
36	DA	1180	C
36	DA	1195	G
36	DA	1205	U
36	DA	1210	A
36	DA	1211	U
36	DA	1221	C
36	DA	1253	A
36	DA	1256	G
36	DA	1265	A
36	DA	1271	G
36	DA	1272	A
36	DA	1273	U
36	DA	1275	A
36	DA	1281	G
36	DA	1300	U
36	DA	1301	A
36	DA	1314	C
36	DA	1319	G
36	DA	1321	A
36	DA	1329	U
36	DA	1332	G
36	DA	1349	A
36	DA	1359	A
36	DA	1379	A
36	DA	1384	A
36	DA	1385	G

Continued on next page...

Continued from previous page...

Mol	Chain	Res	Type
36	DA	1386	C
36	DA	1407	C
36	DA	1416	G
36	DA	1417	C
36	DA	1420	U
36	DA	1421	G
36	DA	1427	A
36	DA	1428	C
36	DA	1437	C
36	DA	1445	A
36	DA	1449	A
36	DA	1450	G
36	DA	1455	G
36	DA	1460	A
36	DA	1461	G
36	DA	1467	C
36	DA	1471	A
36	DA	1475	G
36	DA	1478	G
36	DA	1481	U
36	DA	1482	G
36	DA	1485	G
36	DA	1488	G
36	DA	1490	A
36	DA	1493	C
36	DA	1494	A
36	DA	1495	A
36	DA	1496	A
36	DA	1497	U
36	DA	1502	C
36	DA	1505	C
36	DA	1509	C
36	DA	1509(A)	A
36	DA	1539	G
36	DA	1541	G
36	DA	1542	A
36	DA	1543	C
36	DA	1544	A
36	DA	1547	C
36	DA	1554	A
36	DA	1558	A
36	DA	1559	G

Continued on next page...

Continued from previous page...

Mol	Chain	Res	Type
36	DA	1569	A
36	DA	1578	U
36	DA	1579	A
36	DA	1581	G
36	DA	1584	C
36	DA	1586	A
36	DA	1588	C
36	DA	1591	G
36	DA	1603	A
36	DA	1608	A
36	DA	1609	A
36	DA	1610	A
36	DA	1616	A
36	DA	1617	C
36	DA	1618	A
36	DA	1640	C
36	DA	1648	C
36	DA	1653	G
36	DA	1654	A
36	DA	1674	G
36	DA	1696	G
36	DA	1722	A
36	DA	1739	U
36	DA	1740	G
36	DA	1742	G
36	DA	1746	G
36	DA	1748	G
36	DA	1754	C
36	DA	1764	G
36	DA	1773	A
36	DA	1780	A
36	DA	1787	A
36	DA	1791	A
36	DA	1799	G
36	DA	1800	C
36	DA	1816	G
36	DA	1820	U
36	DA	1821	A
36	DA	1829	A
36	DA	1835	G
36	DA	1839	G
36	DA	1846	G

Continued on next page...

Continued from previous page...

Mol	Chain	Res	Type
36	DA	1847	A
36	DA	1858	G
36	DA	1865	G
36	DA	1877	A
36	DA	1878	G
36	DA	1882	C
36	DA	1885	A
36	DA	1888	G
36	DA	1889	A
36	DA	1900	A
36	DA	1906	G
36	DA	1912	A
36	DA	1913	A
36	DA	1929	G
36	DA	1930	G
36	DA	1936	A
36	DA	1938	A
36	DA	1948	G
36	DA	1955	U
36	DA	1963	U
36	DA	1967	C
36	DA	1969	A
36	DA	1970	A
36	DA	1971	A
36	DA	1972	A
36	DA	1982	C
36	DA	1987	G
36	DA	1993	U
36	DA	1997	G
36	DA	2023	G
36	DA	2031	A
36	DA	2032	G
36	DA	2033	A
36	DA	2034	U
36	DA	2036	C
36	DA	2043	C
36	DA	2055	C
36	DA	2056	G
36	DA	2060	A
36	DA	2061	G
36	DA	2062	A
36	DA	2063	C

Continued on next page...

Continued from previous page...

Mol	Chain	Res	Type
36	DA	2069	G
36	DA	2093	G
36	DA	2100	G
36	DA	2103	C
36	DA	2104	G
36	DA	2111	C
36	DA	2112	G
36	DA	2116	G
36	DA	2118	U
36	DA	2127	G
36	DA	2131	G
36	DA	2132	U
36	DA	2133	G
36	DA	2159	G
36	DA	2172	U
36	DA	2173	A
36	DA	2177	C
36	DA	2179	C
36	DA	2180	U
36	DA	2185	C
36	DA	2187	G
36	DA	2190	G
36	DA	2192	G
36	DA	2193	G
36	DA	2198	A
36	DA	2199	A
36	DA	2200	C
36	DA	2207	G
36	DA	2208	A
36	DA	2218	U
36	DA	2225	A
36	DA	2226	C
36	DA	2238	G
36	DA	2239	G
36	DA	2275	C
36	DA	2283	C
36	DA	2287	A
36	DA	2302	G
36	DA	2305	A
36	DA	2307	G
36	DA	2308	G
36	DA	2309	A

Continued on next page...

Continued from previous page...

Mol	Chain	Res	Type
36	DA	2311	A
36	DA	2313	C
36	DA	2316	C
36	DA	2319	G
36	DA	2320	A
36	DA	2334	G
36	DA	2336	A
36	DA	2347	C
36	DA	2350	C
36	DA	2361	A
36	DA	2372	G
36	DA	2383	G
36	DA	2385	C
36	DA	2402	C
36	DA	2423	U
36	DA	2425	A
36	DA	2429	G
36	DA	2430	A
36	DA	2439	A
36	DA	2441	C
36	DA	2448	A
36	DA	2465	C
36	DA	2468	G
36	DA	2469	A
36	DA	2470	G
36	DA	2476	A
36	DA	2477	C
36	DA	2478	A
36	DA	2482	G
36	DA	2484	G
36	DA	2502	G
36	DA	2505	G
36	DA	2518	A
36	DA	2520	C
36	DA	2524	G
36	DA	2529	G
36	DA	2542	A
36	DA	2543	G
36	DA	2554	U
36	DA	2566	A
36	DA	2567	G
36	DA	2573	C

Continued on next page...

Continued from previous page...

Mol	Chain	Res	Type
36	DA	2602	A
36	DA	2603	G
36	DA	2611	U
36	DA	2612	C
36	DA	2615	U
36	DA	2630	G
36	DA	2646	C
36	DA	2657	A
36	DA	2658	C
36	DA	2673	G
36	DA	2690	C
36	DA	2691	C
36	DA	2712	U
36	DA	2712(A)	A
36	DA	2713	A
36	DA	2714	G
36	DA	2720	U
36	DA	2726	U
36	DA	2733	A
36	DA	2752	C
36	DA	2762	G
36	DA	2765	A
36	DA	2766	G
36	DA	2778	A
36	DA	2787	C
36	DA	2791	C
36	DA	2794	C
36	DA	2799	C
36	DA	2801(A)	A
36	DA	2802	G
36	DA	2803	C
36	DA	2808	U
36	DA	2820	A
36	DA	2821	A
36	DA	2823	A
36	DA	2833	G
36	DA	2834	G
36	DA	2835	A
36	DA	2849	U
36	DA	2872	G
36	DA	2893	G
36	DA	2897	U

Continued on next page...

Continued from previous page...

Mol	Chain	Res	Type
37	DB	3	C
37	DB	8	U
37	DB	13	A
37	DB	15	A
37	DB	16	G
37	DB	22	U
37	DB	24	G
37	DB	25	A
37	DB	27	C
37	DB	33	G
37	DB	40	U
37	DB	41	U
37	DB	42	C
37	DB	44	G
37	DB	45	A
37	DB	47	C
37	DB	53	A
37	DB	67	G
37	DB	73	A
37	DB	81	G
37	DB	82	G
37	DB	88	C
37	DB	91	C
37	DB	110	G
37	DB	113	G

All (166) RNA pucker outliers are listed below:

Mol	Chain	Res	Type
1	AA	30	U
1	AA	60	A
1	AA	115	G
1	AA	119	A
1	AA	243	A
1	AA	250	A
1	AA	266	G
1	AA	328	C
1	AA	353	A
1	AA	366	C
1	AA	428	G
1	AA	429	U
1	AA	438	G

Continued on next page...

Continued from previous page...

Mol	Chain	Res	Type
1	AA	484	G
1	AA	533	A
1	AA	560	U
1	AA	575	G
1	AA	576	G
1	AA	687	A
1	AA	748	C
1	AA	793	U
1	AA	992	U
1	AA	1049	U
1	AA	1067	A
1	AA	1201	A
1	AA	1281	U
1	AA	1285	A
1	AA	1300	G
1	AA	1498	U
1	AA	1504	G
23	AW	17(A)	U
24	AX	20	A2M
36	BA	49	A
36	BA	71	A
36	BA	74	A
36	BA	128	C
36	BA	197	A
36	BA	221	A
36	BA	272	G
36	BA	331	A
36	BA	332	A
36	BA	387	U
36	BA	474	G
36	BA	503	A
36	BA	587	C
36	BA	603	A
36	BA	614(C)	A
36	BA	746	A
36	BA	752	A
36	BA	790	C
36	BA	1022	G
36	BA	1210	A
36	BA	1281	G
36	BA	1286	A
36	BA	1427	A

Continued on next page...

Continued from previous page...

Mol	Chain	Res	Type
36	BA	1558	A
36	BA	1608	A
36	BA	1653	G
36	BA	1799	G
36	BA	1819	A
36	BA	1820	U
36	BA	1846	G
36	BA	1885	A
36	BA	1948	G
36	BA	1970	A
36	BA	1992	G
36	BA	2033	A
36	BA	2062	A
36	BA	2126	A
36	BA	2171	A
36	BA	2191	G
36	BA	2225	A
36	BA	2282	G
36	BA	2311	A
36	BA	2422	A
36	BA	2439	A
36	BA	2477	C
36	BA	2481	G
36	BA	2611	U
36	BA	2689	U
36	BA	2873	A
37	BB	66	A
37	BB	109	C
1	CA	30	U
1	CA	60	A
1	CA	115	G
1	CA	119	A
1	CA	243	A
1	CA	250	A
1	CA	266	G
1	CA	328	C
1	CA	353	A
1	CA	366	C
1	CA	428	G
1	CA	429	U
1	CA	438	G
1	CA	484	G

Continued on next page...

Continued from previous page...

Mol	Chain	Res	Type
1	CA	533	A
1	CA	560	U
1	CA	575	G
1	CA	576	G
1	CA	687	A
1	CA	748	C
1	CA	793	U
1	CA	992	U
1	CA	1049	U
1	CA	1067	A
1	CA	1201	A
1	CA	1281	U
1	CA	1285	A
1	CA	1300	G
1	CA	1498	U
1	CA	1504	G
1	CA	1529	G
23	CW	17(A)	U
59	CX	19	OMU
59	CX	20	A2M
36	DA	49	A
36	DA	71	A
36	DA	74	A
36	DA	128	C
36	DA	221	A
36	DA	272	G
36	DA	331	A
36	DA	332	A
36	DA	387	U
36	DA	474	G
36	DA	587	C
36	DA	603	A
36	DA	613	G
36	DA	614(C)	A
36	DA	746	A
36	DA	752	A
36	DA	790	C
36	DA	1022	G
36	DA	1210	A
36	DA	1281	G
36	DA	1286	A
36	DA	1427	A

Continued on next page...

Continued from previous page...

Mol	Chain	Res	Type
36	DA	1558	A
36	DA	1608	A
36	DA	1653	G
36	DA	1799	G
36	DA	1819	A
36	DA	1820	U
36	DA	1846	G
36	DA	1885	A
36	DA	1970	A
36	DA	1992	G
36	DA	2033	A
36	DA	2062	A
36	DA	2126	A
36	DA	2171	A
36	DA	2191	G
36	DA	2225	A
36	DA	2282	G
36	DA	2311	A
36	DA	2422	A
36	DA	2439	A
36	DA	2477	C
36	DA	2481	G
36	DA	2611	U
36	DA	2689	U
36	DA	2873	A
37	DB	66	A
37	DB	109	C

5.4 Non-standard residues in protein, DNA, RNA chains [i](#)

7 non-standard protein/DNA/RNA residues are modelled in this entry.

In the following table, the Counts columns list the number of bonds (or angles) for which Mogul statistics could be retrieved, the number of bonds (or angles) that are observed in the model and the number of bonds (or angles) that are defined in the Chemical Component Dictionary. The Link column lists molecule types, if any, to which the group is linked. The Z score for a bond length (or angle) is the number of standard deviations the observed value is removed from the expected value. A bond length (or angle) with $|Z| > 2$ is considered an outlier worth inspection. RMSZ is the root-mean-square of all Z scores of the bond lengths (or angles).

Mol	Type	Chain	Res	Link	Bond lengths			Bond angles		
					Counts	RMSZ	$\# Z > 2$	Counts	RMSZ	$\# Z > 2$
24	A2M	AX	20	24,60	18,25,26	0.61	0	18,36,39	1.35	1 (5%)

Mol	Type	Chain	Res	Link	Bond lengths			Bond angles		
					Counts	RMSZ	# Z > 2	Counts	RMSZ	# Z > 2
22	5MU	AV	54	22	19,22,23	0.33	0	28,32,35	0.36	0
24	OMU	AX	19	24	19,22,23	0.61	1 (5%)	26,31,34	0.94	1 (3%)
59	OMU	CX	19	59	19,22,23	0.56	0	26,31,34	0.76	1 (3%)
59	A2M	CX	21	59	18,25,26	0.62	0	18,36,39	0.79	0
59	A2M	CX	20	59	18,25,26	0.62	0	18,36,39	1.25	2 (11%)
24	A2M	AX	21	24	18,25,26	0.62	0	18,36,39	1.74	2 (11%)

In the following table, the Chirals column lists the number of chiral outliers, the number of chiral centers analysed, the number of these observed in the model and the number defined in the Chemical Component Dictionary. Similar counts are reported in the Torsion and Rings columns. '-' means no outliers of that kind were identified.

Mol	Type	Chain	Res	Link	Chirals	Torsions	Rings
24	A2M	AX	20	24,60	-	2/5/27/28	0/3/3/3
22	5MU	AV	54	22	-	0/7/25/26	0/2/2/2
24	OMU	AX	19	24	-	3/9/27/28	0/2/2/2
59	OMU	CX	19	59	-	2/9/27/28	0/2/2/2
59	A2M	CX	21	59	-	3/5/27/28	0/3/3/3
59	A2M	CX	20	59	-	2/5/27/28	0/3/3/3
24	A2M	AX	21	24	-	2/5/27/28	0/3/3/3

All (1) bond length outliers are listed below:

Mol	Chain	Res	Type	Atoms	Z	Observed(Å)	Ideal(Å)
24	AX	19	OMU	O2'-CM2	-2.18	1.34	1.42

All (7) bond angle outliers are listed below:

Mol	Chain	Res	Type	Atoms	Z	Observed(°)	Ideal(°)
24	AX	21	A2M	CM'-O2'-C2'	-6.75	96.81	114.52
24	AX	20	A2M	CM'-O2'-C2'	-4.87	101.75	114.52
59	CX	20	A2M	CM'-O2'-C2'	-4.43	102.89	114.52
24	AX	19	OMU	CM2-O2'-C2'	-4.34	103.14	114.52
59	CX	19	OMU	CM2-O2'-C2'	3.32	123.24	114.52
24	AX	21	A2M	C5-C6-N6	2.02	123.42	120.35
59	CX	20	A2M	C5-C6-N6	2.01	123.40	120.35

There are no chirality outliers.

All (14) torsion outliers are listed below:

Mol	Chain	Res	Type	Atoms
24	AX	19	OMU	C1'-C2'-O2'-CM2
24	AX	20	A2M	O4'-C4'-C5'-O5'
24	AX	21	A2M	C4'-C5'-O5'-P
59	CX	21	A2M	C4'-C5'-O5'-P
59	CX	21	A2M	C3'-C4'-C5'-O5'
24	AX	20	A2M	C3'-C4'-C5'-O5'
59	CX	19	OMU	C2'-C1'-N1-C2
59	CX	20	A2M	O4'-C4'-C5'-O5'
59	CX	21	A2M	O4'-C4'-C5'-O5'
59	CX	20	A2M	C3'-C4'-C5'-O5'
59	CX	19	OMU	C2'-C1'-N1-C6
24	AX	21	A2M	C3'-C4'-C5'-O5'
24	AX	19	OMU	C2'-C1'-N1-C2
24	AX	19	OMU	C2'-C1'-N1-C6

There are no ring outliers.

7 monomers are involved in 110 short contacts:

Mol	Chain	Res	Type	Clashes	Symm-Clashes
24	AX	20	A2M	31	0
22	AV	54	5MU	1	0
24	AX	19	OMU	14	0
59	CX	19	OMU	10	0
59	CX	21	A2M	20	0
59	CX	20	A2M	30	0
24	AX	21	A2M	21	0

5.5 Carbohydrates [i](#)

There are no monosaccharides in this entry.

5.6 Ligand geometry [i](#)

Of 711 ligands modelled in this entry, 711 are monoatomic - leaving 0 for Mogul analysis.

There are no bond length outliers.

There are no bond angle outliers.

There are no chirality outliers.

There are no torsion outliers.

There are no ring outliers.

No monomer is involved in short contacts.

5.7 Other polymers [i](#)

There are no such residues in this entry.

5.8 Polymer linkage issues [i](#)

The following chains have linkage breaks:

Mol	Chain	Number of breaks
13	CM	5
13	AM	5
9	AI	2
9	CI	2
42	DG	1
42	BG	1

All chain breaks are listed below:

Model	Chain	Residue-1	Atom-1	Residue-2	Atom-2	Distance (Å)
1	DG	112:PRO	C	113:ARG	N	5.57
1	CM	69:GLU	C	70:LEU	N	4.17
1	AM	69:GLU	C	70:LEU	N	4.16
1	CM	112:GLY	C	113:PRO	N	3.94
1	AM	112:GLY	C	113:PRO	N	3.93
1	BG	112:PRO	C	113:ARG	N	3.73
1	AI	53:VAL	C	54:ASP	N	3.05
1	CI	53:VAL	C	54:ASP	N	3.05
1	CM	65:LYS	C	66:LEU	N	2.83
1	AM	118:ALA	C	119:GLY	N	2.81
1	CM	118:ALA	C	119:GLY	N	2.80
1	AM	65:LYS	C	66:LEU	N	2.79
1	CI	104:ARG	C	105:ASP	N	2.67
1	AI	104:ARG	C	105:ASP	N	2.66
1	CM	97:PRO	C	98:VAL	N	2.63
1	AM	97:PRO	C	98:VAL	N	2.61

6 Fit of model and data i

6.1 Protein, DNA and RNA chains i

In the following table, the column labelled '#RSRZ > 2' contains the number (and percentage) of RSRZ outliers, followed by percent RSRZ outliers for the chain as percentile scores relative to all X-ray entries and entries of similar resolution. The OWAB column contains the minimum, median, 95th percentile and maximum values of the occupancy-weighted average B-factor per residue. The column labelled 'Q < 0.9' lists the number of (and percentage) of residues with an average occupancy less than 0.9.

Mol	Chain	Analysed	<RSRZ>	#RSRZ>2	OWAB(Å ²)	Q<0.9
1	AA	1504/1504 (100%)	0.05	31 (2%) 63 67	63, 109, 201, 216	0
1	CA	1504/1504 (100%)	0.23	44 (2%) 51 54	65, 139, 211, 216	0
2	AB	235/256 (91%)	0.53	28 (11%) 4 5	87, 146, 195, 216	0
2	CB	235/256 (91%)	0.61	27 (11%) 4 5	86, 165, 206, 216	0
3	AC	207/239 (86%)	0.42	14 (6%) 17 20	83, 143, 188, 216	0
3	CC	207/239 (86%)	0.99	38 (18%) 1 1	100, 164, 200, 216	0
4	AD	208/209 (99%)	0.09	1 (0%) 91 93	70, 104, 147, 167	0
4	CD	208/209 (99%)	0.82	28 (13%) 3 3	95, 151, 199, 216	0
5	AE	151/162 (93%)	0.35	4 (2%) 56 58	62, 102, 142, 216	0
5	CE	151/162 (93%)	0.91	22 (14%) 2 2	60, 125, 168, 210	0
6	AF	101/101 (100%)	0.16	4 (3%) 38 40	73, 128, 164, 183	0
6	CF	101/101 (100%)	-0.09	1 (0%) 82 86	63, 112, 156, 181	0
7	AG	155/156 (99%)	0.35	14 (9%) 9 11	91, 136, 181, 210	0
7	CG	155/156 (99%)	0.73	28 (18%) 1 1	91, 153, 194, 216	0
8	AH	138/138 (100%)	0.28	1 (0%) 87 91	73, 108, 147, 193	0
8	CH	138/138 (100%)	0.68	13 (9%) 8 10	89, 132, 183, 213	0
9	AI	127/128 (99%)	1.05	27 (21%) 0 1	95, 155, 190, 216	0
9	CI	127/128 (99%)	1.76	41 (32%) 0 0	113, 170, 211, 216	0
10	AJ	99/105 (94%)	1.43	27 (27%) 0 0	88, 159, 208, 216	0
10	CJ	99/105 (94%)	2.07	38 (38%) 0 0	122, 174, 215, 216	0
11	AK	119/129 (92%)	0.93	18 (15%) 2 2	70, 120, 170, 212	0
11	CK	119/129 (92%)	0.39	9 (7%) 13 16	70, 120, 167, 195	0
12	AL	125/132 (94%)	0.48	7 (5%) 24 26	60, 89, 139, 216	0
12	CL	125/132 (94%)	0.88	23 (18%) 1 1	77, 113, 157, 216	0

Continued on next page...

Continued from previous page...

Mol	Chain	Analysed	<RSRZ>	#RSRZ>2	OWAB(Å ²)	Q<0.9
13	AM	119/126 (94%)	0.47	8 (6%) 17 20	80, 143, 183, 216	0
13	CM	119/126 (94%)	1.12	26 (21%) 0 1	97, 167, 210, 216	0
14	AN	60/61 (98%)	0.70	6 (10%) 7 8	84, 136, 187, 204	0
14	CN	60/61 (98%)	0.74	8 (13%) 3 4	92, 154, 192, 206	0
15	AO	88/89 (98%)	0.32	2 (2%) 60 63	66, 108, 148, 177	0
15	CO	88/89 (98%)	0.13	2 (2%) 60 63	70, 114, 149, 174	0
16	AP	84/88 (95%)	0.50	2 (2%) 59 61	70, 94, 143, 199	0
16	CP	84/88 (95%)	1.76	30 (35%) 0 0	99, 138, 175, 208	0
17	AQ	100/105 (95%)	0.15	0 100 100	70, 99, 129, 161	0
17	CQ	100/105 (95%)	0.55	7 (7%) 16 18	90, 125, 158, 179	0
18	AR	70/88 (79%)	0.85	7 (10%) 7 8	87, 128, 170, 181	0
18	CR	70/88 (79%)	0.87	9 (12%) 3 4	77, 118, 168, 186	0
19	AS	79/93 (84%)	1.43	24 (30%) 0 0	111, 163, 209, 216	0
19	CS	79/93 (84%)	2.10	31 (39%) 0 0	122, 169, 213, 216	0
20	AT	99/106 (93%)	0.46	7 (7%) 16 18	71, 107, 163, 187	0
20	CT	99/106 (93%)	1.06	17 (17%) 1 1	93, 143, 181, 216	0
21	AU	25/27 (92%)	2.34	12 (48%) 0 0	99, 143, 176, 193	0
21	CU	25/27 (92%)	3.20	17 (68%) 0 0	102, 155, 182, 191	0
22	AV	76/77 (98%)	-0.22	1 (1%) 77 80	71, 108, 162, 206	0
23	AW	77/77 (100%)	2.31	39 (50%) 0 0	151, 218, 220, 221	0
23	CV	77/77 (100%)	-0.12	1 (1%) 77 80	76, 126, 184, 211	0
23	CW	77/77 (100%)	1.85	32 (41%) 0 0	151, 218, 220, 221	0
24	AX	8/25 (32%)	1.89	3 (37%) 0 0	52, 100, 165, 180	0
25	AY	84/84 (100%)	1.08	16 (19%) 1 1	105, 142, 171, 199	0
25	AZ	84/84 (100%)	0.99	20 (23%) 0 0	121, 166, 197, 200	0
25	CY	84/84 (100%)	1.97	37 (44%) 0 0	103, 160, 194, 200	0
25	CZ	84/84 (100%)	1.30	21 (25%) 0 0	132, 182, 200, 200	0
26	B0	84/85 (98%)	0.62	10 (11%) 4 5	69, 103, 160, 207	0
26	D0	84/85 (98%)	1.02	10 (11%) 4 5	76, 107, 163, 198	0
27	B1	94/98 (95%)	0.30	2 (2%) 63 67	55, 87, 144, 208	0
27	D1	94/98 (95%)	0.30	2 (2%) 63 67	53, 83, 132, 180	0

Continued on next page...

Continued from previous page...

Mol	Chain	Analysed	<RSRZ>	#RSRZ>2	OWAB(Å ²)	Q<0.9
28	B2	71/72 (98%)	0.26	4 (5%) 24 26	81, 122, 156, 205	0
28	D2	71/72 (98%)	-0.12	3 (4%) 36 38	51, 84, 123, 188	0
29	B3	60/60 (100%)	0.97	8 (13%) 3 4	66, 97, 144, 212	0
29	D3	60/60 (100%)	0.29	1 (1%) 70 73	61, 92, 159, 199	0
30	B4	58/71 (81%)	0.29	6 (10%) 6 7	104, 171, 212, 216	0
30	D4	58/71 (81%)	0.83	7 (12%) 4 4	145, 180, 214, 216	0
31	B5	56/60 (93%)	0.19	4 (7%) 16 18	49, 92, 147, 216	0
31	D5	56/60 (93%)	0.01	2 (3%) 42 45	49, 83, 151, 216	0
32	B6	50/54 (92%)	1.81	19 (38%) 0 0	89, 132, 180, 182	0
32	D6	50/54 (92%)	1.37	13 (26%) 0 0	97, 140, 188, 210	0
33	B7	48/49 (97%)	0.09	1 (2%) 63 67	50, 73, 123, 163	0
33	D7	48/49 (97%)	0.11	2 (4%) 36 38	42, 57, 101, 161	0
34	B8	64/65 (98%)	0.47	4 (6%) 20 22	57, 85, 144, 170	0
34	D8	64/65 (98%)	0.45	4 (6%) 20 22	48, 85, 142, 210	0
35	B9	37/37 (100%)	2.06	15 (40%) 0 0	94, 118, 162, 186	0
35	D9	37/37 (100%)	2.15	19 (51%) 0 0	93, 119, 162, 173	0
36	BA	2848/2848 (100%)	0.10	101 (3%) 44 46	46, 88, 203, 216	0
36	DA	2848/2848 (100%)	0.10	92 (3%) 47 50	43, 82, 203, 216	0
37	BB	119/119 (100%)	-0.12	2 (1%) 70 73	88, 144, 195, 212	0
37	DB	119/119 (100%)	0.30	5 (4%) 36 38	90, 173, 210, 216	0
38	BC	120/229 (52%)	4.07	95 (79%) 0 0	139, 202, 216, 216	0
38	DC	120/229 (52%)	3.81	90 (75%) 0 0	145, 202, 216, 216	0
39	BD	272/276 (98%)	0.08	2 (0%) 87 91	45, 83, 120, 188	0
39	DD	272/276 (98%)	0.09	4 (1%) 73 76	45, 77, 113, 185	0
40	BE	205/206 (99%)	0.20	9 (4%) 34 37	50, 89, 166, 201	0
40	DE	205/206 (99%)	0.42	5 (2%) 59 61	37, 89, 146, 194	0
41	BF	208/210 (99%)	-0.05	1 (0%) 91 93	49, 88, 164, 216	0
41	DF	208/210 (99%)	0.08	7 (3%) 45 47	36, 82, 164, 211	0
42	BG	181/182 (99%)	0.49	14 (7%) 13 15	100, 143, 188, 212	0
42	DG	181/182 (99%)	1.30	50 (27%) 0 0	109, 171, 215, 216	0
43	BH	165/180 (91%)	1.68	61 (36%) 0 0	98, 166, 214, 216	0

Continued on next page...

Continued from previous page...

Mol	Chain	Analysed	<RSRZ>	#RSRZ>2	OWAB(Å ²)	Q<0.9
43	DH	165/180 (91%)	0.71	23 (13%) 2 3	67, 127, 186, 216	0
44	BI	146/148 (98%)	2.76	67 (45%) 0 0	84, 172, 216, 216	0
44	DI	146/148 (98%)	1.08	23 (15%) 2 2	69, 144, 211, 216	0
45	BJ	0/130	-	-	-	-
45	DJ	0/130	-	-	-	-
46	BN	139/140 (99%)	0.40	6 (4%) 35 38	63, 97, 149, 192	0
46	DN	139/140 (99%)	0.05	2 (1%) 75 78	54, 90, 144, 175	0
47	BO	122/122 (100%)	-0.01	0 100 100	48, 78, 111, 141	0
47	DO	122/122 (100%)	0.24	1 (0%) 86 89	60, 89, 121, 138	0
48	BP	146/150 (97%)	0.57	13 (8%) 9 11	51, 103, 161, 216	0
48	DP	146/150 (97%)	0.36	6 (4%) 37 39	51, 105, 162, 210	0
49	BQ	141/141 (100%)	0.05	1 (0%) 87 91	65, 96, 134, 209	0
49	DQ	141/141 (100%)	0.43	6 (4%) 35 38	67, 103, 149, 208	0
50	BR	117/118 (99%)	0.09	0 100 100	55, 89, 123, 137	0
50	DR	117/118 (99%)	0.31	4 (3%) 45 47	51, 84, 121, 145	0
51	BS	99/112 (88%)	1.04	20 (20%) 1 1	93, 141, 189, 208	0
51	DS	99/112 (88%)	1.27	25 (25%) 0 0	91, 154, 199, 216	0
52	BT	136/146 (93%)	0.19	3 (2%) 62 65	64, 97, 176, 216	0
52	DT	136/146 (93%)	0.41	10 (7%) 14 17	68, 110, 189, 215	0
53	BU	117/118 (99%)	-0.02	1 (0%) 84 87	53, 86, 139, 210	0
53	DU	117/118 (99%)	-0.07	2 (1%) 70 73	45, 75, 122, 215	0
54	BV	101/101 (100%)	0.28	6 (5%) 22 25	53, 109, 158, 206	0
54	DV	101/101 (100%)	0.08	0 100 100	38, 93, 133, 216	0
55	BW	113/113 (100%)	0.28	5 (4%) 34 37	55, 80, 132, 199	0
55	DW	113/113 (100%)	0.20	3 (2%) 54 57	40, 72, 121, 209	0
56	BX	93/96 (96%)	0.21	1 (1%) 80 84	63, 106, 136, 155	0
56	DX	93/96 (96%)	0.13	1 (1%) 80 84	55, 79, 117, 164	0
57	BY	101/110 (91%)	1.37	23 (22%) 0 0	62, 114, 180, 206	0
57	DY	101/110 (91%)	0.71	10 (9%) 7 8	56, 102, 168, 211	0
58	BZ	185/206 (89%)	0.53	20 (10%) 5 6	85, 131, 186, 216	0
58	DZ	185/206 (89%)	0.38	18 (9%) 7 9	88, 144, 202, 215	0
59	CX	7/10 (70%)	1.59	2 (28%) 0 0	110, 144, 193, 194	0

Continued on next page...

Continued from previous page...

Mol	Chain	Analysed	<RSRZ>	#RSRZ>2	OWAB(Å ²)	Q<0.9
All	All	21436/22467 (95%)	0.45	1849 (8%) 10 12	36, 111, 202, 221	0

All (1849) RSRZ outliers are listed below:

Mol	Chain	Res	Type	RSRZ
12	AL	129	ALA	19.7
44	BI	119	PRO	16.5
44	BI	100	ALA	15.9
44	DI	88	ILE	15.1
5	AE	155	GLU	14.1
38	DC	46	ALA	13.9
1	CA	89	C	13.8
36	DA	654(L)	G	13.7
44	BI	120	ILE	13.7
44	BI	121	LYS	13.3
44	BI	111	PRO	13.2
36	DA	654(N)	G	12.6
36	BA	2117	A	12.2
36	BA	654(E)	G	12.2
36	DA	654(J)	A	11.8
44	BI	58	LEU	11.8
38	BC	55	SER	11.6
38	BC	2	PRO	11.4
12	AL	128	ALA	11.4
42	DG	127	GLY	11.1
44	BI	146	ALA	11.1
44	BI	68	LEU	11.0
29	B3	1	MET	11.0
36	DA	654(K)	C	10.8
36	DA	654(I)	C	10.8
38	DC	174	ALA	10.6
1	AA	89	C	10.5
23	AW	17(A)	U	10.4
38	DC	51	ASP	10.3
19	AS	82	GLY	10.0
5	AE	154	GLY	10.0
38	BC	41	THR	10.0
38	BC	170	GLY	10.0
38	BC	177	GLY	9.9
55	DW	113	LYS	9.9
25	CZ	1	MET	9.8
36	DA	654(H)	G	9.8

Continued on next page...

Continued from previous page...

Mol	Chain	Res	Type	RSRZ
36	BA	654(F)	C	9.8
38	DC	176	VAL	9.7
36	DA	654(O)	G	9.6
42	BG	2	PRO	9.6
26	D0	3	HIS	9.5
38	DC	170	GLY	9.5
38	DC	177	GLY	9.4
10	CJ	72	VAL	9.4
36	BA	654(K)	C	9.3
1	CA	1036	G	9.3
19	CS	47	HIS	9.3
38	BC	212	SER	9.2
42	DG	164	GLU	9.2
44	BI	118	LYS	9.2
38	BC	193	PHE	9.0
38	BC	39	ASP	9.0
36	BA	654(H)	G	9.0
44	BI	86	THR	9.0
36	BA	654(L)	G	9.0
38	BC	208	THR	9.0
38	BC	42	VAL	8.9
38	BC	210	LEU	8.8
42	DG	165	THR	8.8
36	DA	1535	A	8.8
36	DA	654(S)	G	8.8
9	CI	13	ALA	8.8
1	AA	1030(B)	C	8.6
10	CJ	6	ILE	8.5
38	DC	57	GLN	8.4
38	BC	176	VAL	8.4
44	BI	122	GLU	8.4
38	BC	175	PRO	8.4
11	AK	129	SER	8.4
38	BC	35	THR	8.3
38	DC	52	PRO	8.3
36	BA	654(G)	C	8.3
38	DC	50	ILE	8.2
9	CI	8	GLY	8.1
44	BI	72	LEU	8.1
10	CJ	39	PRO	8.0
21	AU	25	LYS	8.0
13	CM	97	PRO	8.0

Continued on next page...

Continued from previous page...

Mol	Chain	Res	Type	RSRZ
36	DA	654(C)	G	8.0
11	CK	12	ARG	7.9
12	CL	129	ALA	7.9
51	BS	60	GLY	7.8
38	DC	166	ASN	7.8
26	D0	85	ALA	7.8
36	BA	2137	C	7.8
10	CJ	71	LEU	7.8
19	CS	82	GLY	7.8
36	DA	1534	U	7.8
35	D9	1	MET	7.7
36	BA	2131	G	7.6
44	BI	127	VAL	7.6
21	CU	25	LYS	7.6
1	CA	1030(B)	C	7.5
44	BI	65	ALA	7.5
44	BI	128	LEU	7.5
38	DC	204	GLY	7.5
38	DC	56	ASP	7.5
10	AJ	33	GLN	7.5
38	BC	229	SER	7.4
21	CU	17	THR	7.4
38	BC	211	ARG	7.4
38	DC	175	PRO	7.4
1	AA	83	U	7.4
43	BH	44	VAL	7.3
38	BC	198	GLU	7.3
38	BC	172	ILE	7.3
44	BI	124	GLY	7.3
38	BC	221	PRO	7.3
43	BH	43	VAL	7.3
57	BY	44	ILE	7.3
44	BI	112	LYS	7.3
36	BA	2147	G	7.2
38	BC	228	HIS	7.2
36	BA	2116	G	7.2
36	DA	277	C	7.2
44	BI	54	GLN	7.2
55	BW	113	LYS	7.2
38	DC	203	GLU	7.2
44	BI	84	GLY	7.2
36	BA	654(I)	C	7.1

Continued on next page...

Continued from previous page...

Mol	Chain	Res	Type	RSRZ
44	BI	145	VAL	7.1
36	DA	654(E)	G	7.1
48	BP	149	GLU	7.1
36	BA	654(D)	G	7.1
38	BC	226	ASN	7.1
36	DA	2795	G	7.1
38	DC	173	HIS	7.0
36	DA	654(P)	C	7.0
10	CJ	98	ILE	7.0
36	DA	654(D)	G	6.9
38	DC	190	ILE	6.9
36	DA	2802	G	6.9
36	DA	654(B)	C	6.9
26	D0	5	LYS	6.8
49	DQ	141	GLN	6.8
43	BH	48	GLY	6.8
1	AA	80	G	6.8
36	DA	654(T)	C	6.8
38	DC	30	VAL	6.8
19	CS	81	ARG	6.8
58	BZ	186	GLU	6.7
36	DA	654(M)	C	6.7
51	DS	37	ALA	6.7
21	CU	18	TYR	6.7
36	DA	2796	U	6.7
38	BC	57	GLN	6.7
10	CJ	4	ILE	6.6
1	CA	999	C	6.6
23	AW	55	U	6.6
57	BY	43	ASN	6.6
42	DG	32	PRO	6.6
36	BA	1534	U	6.5
11	AK	12	ARG	6.5
36	BA	1535	A	6.5
51	BS	108	GLY	6.5
19	CS	46	GLY	6.5
35	B9	1	MET	6.5
25	CY	43	GLY	6.5
38	BC	56	ASP	6.5
19	CS	41	VAL	6.5
27	B1	85	LEU	6.5
38	DC	55	SER	6.4

Continued on next page...

Continued from previous page...

Mol	Chain	Res	Type	RSRZ
29	B3	2	PRO	6.4
36	BA	2170	A	6.4
38	DC	167	ASP	6.4
1	CA	1026	G	6.4
38	DC	195	ARG	6.4
36	BA	2138	C	6.4
36	DA	654(F)	C	6.4
13	CM	96	LEU	6.3
44	BI	126	TYR	6.3
3	CC	168	ALA	6.3
38	BC	46	ALA	6.3
12	CL	128	ALA	6.3
38	DC	26	ALA	6.3
1	CA	81	U	6.3
57	BY	45	VAL	6.3
38	DC	15	VAL	6.3
36	BA	2173	A	6.3
55	BW	112	GLY	6.3
26	D0	2	ALA	6.2
38	DC	33	LEU	6.2
38	BC	44	VAL	6.2
1	CA	88	A	6.2
10	CJ	33	GLN	6.2
35	B9	13	LYS	6.2
36	BA	2115	G	6.2
36	DA	2113	U	6.1
43	BH	9	ILE	6.1
43	DH	117	PRO	6.1
38	BC	187	ALA	6.1
38	DC	201	LYS	6.1
30	D4	58	ARG	6.1
28	D2	70	GLN	6.1
43	DH	167	GLU	6.1
13	AM	7	VAL	6.0
36	DA	654(Q)	C	6.0
36	BA	2154	G	6.0
21	CU	16	GLY	6.0
44	BI	135	GLU	6.0
44	DI	82	ARG	6.0
36	DA	2168	G	6.0
16	CP	35	LYS	6.0
23	CW	17(A)	U	6.0

Continued on next page...

Continued from previous page...

Mol	Chain	Res	Type	RSRZ
44	DI	89	TYR	5.9
36	DA	654(G)	C	5.9
21	CU	5	ASP	5.9
1	CA	1030(C)	G	5.9
44	BI	85	GLU	5.9
42	DG	30	GLU	5.8
25	CY	80	CYS	5.8
53	DU	118	GLY	5.8
19	CS	71	LEU	5.8
44	DI	130	TYR	5.8
11	AK	128	ALA	5.8
38	DC	49	GLY	5.8
36	BA	654(N)	G	5.8
30	D4	1	MET	5.8
44	DI	90	GLY	5.8
44	BI	61	ARG	5.8
11	CK	129	SER	5.8
9	CI	82	ALA	5.8
43	BH	101	ARG	5.8
51	BS	107	GLU	5.7
1	AA	82	U	5.7
1	AA	1036	G	5.7
10	CJ	10	GLY	5.7
43	BH	116	GLU	5.7
25	CY	84	TYR	5.6
16	CP	59	TRP	5.6
36	DA	654(A)	G	5.6
23	AW	18	G	5.6
3	CC	149	ALA	5.6
36	DA	2138	C	5.6
42	DG	126	ASP	5.6
5	CE	77	PRO	5.6
38	BC	45	HIS	5.6
43	BH	42	ARG	5.6
36	BA	2146	C	5.5
36	BA	2158	A	5.5
38	BC	183	PRO	5.5
38	DC	39	ASP	5.5
19	CS	50	ALA	5.5
25	AY	19	THR	5.5
40	DE	205	ALA	5.5
21	AU	24	ARG	5.5

Continued on next page...

Continued from previous page...

Mol	Chain	Res	Type	RSRZ
36	DA	2159	G	5.5
21	AU	18	TYR	5.5
36	BA	2125	G	5.5
23	CW	36	U	5.4
36	DA	2137	C	5.4
36	BA	2157	G	5.4
38	DC	172	ILE	5.4
36	BA	2133	G	5.4
42	DG	11	TYR	5.4
38	DC	171	ALA	5.4
44	BI	69	LYS	5.4
31	B5	2	ALA	5.4
38	BC	197	LEU	5.4
23	AW	17	C	5.4
38	DC	194	ILE	5.4
36	BA	654(J)	A	5.4
19	CS	48	THR	5.4
44	DI	80	PRO	5.3
55	DW	112	GLY	5.3
38	BC	4	HIS	5.3
51	DS	28	VAL	5.3
42	DG	93	THR	5.3
9	CI	15	ALA	5.3
32	B6	26	ASN	5.3
1	CA	1001(A)	G	5.3
38	DC	200	HIS	5.2
49	BQ	141	GLN	5.2
36	BA	1533	G	5.2
36	BA	2141	G	5.2
38	DC	202	PRO	5.2
1	CA	90	U	5.2
38	BC	50	ILE	5.2
57	DY	53	PRO	5.2
7	CG	82	GLY	5.2
1	CA	80	G	5.2
44	BI	103	ARG	5.2
23	CW	20	U	5.2
36	BA	2139	C	5.2
38	BC	32	GLU	5.1
19	CS	39	THR	5.1
38	DC	198	GLU	5.1
1	AA	81	U	5.1

Continued on next page...

Continued from previous page...

Mol	Chain	Res	Type	RSRZ
1	AA	1030(A)	G	5.1
7	CG	4	ARG	5.1
38	DC	14	LYS	5.1
11	CK	11	LYS	5.1
36	BA	654(P)	C	5.1
36	BA	2156	G	5.1
10	AJ	72	VAL	5.1
10	CJ	5	ARG	5.1
38	DC	4	HIS	5.1
10	CJ	38	ILE	5.1
25	CY	57	SER	5.1
38	BC	184	GLU	5.1
3	AC	155	GLY	5.1
44	BI	94	ALA	5.1
23	AW	1	C	5.0
1	AA	1257	U	5.0
3	CC	207	VAL	5.0
2	CB	132	LYS	5.0
32	B6	13	CYS	5.0
35	B9	28	GLU	5.0
35	D9	28	GLU	5.0
44	BI	143	SER	5.0
38	DC	35	THR	5.0
32	D6	20	ASN	5.0
13	CM	94	ARG	5.0
38	DC	209	PHE	5.0
23	AW	56	C	5.0
43	DH	115	VAL	5.0
36	BA	2155	G	5.0
19	CS	40	ILE	5.0
4	CD	108	LEU	5.0
20	CT	104	LEU	5.0
10	AJ	3	LYS	4.9
1	CA	1030(A)	G	4.9
38	BC	227	PRO	4.9
35	B9	12	ASP	4.9
36	DA	888	C	4.9
38	BC	40	GLU	4.9
5	CE	118	ILE	4.9
51	DS	105	ALA	4.9
42	DG	66	GLN	4.9
23	AW	54	U	4.9

Continued on next page...

Continued from previous page...

Mol	Chain	Res	Type	RSRZ
25	AY	20	ASP	4.9
44	BI	66	GLU	4.9
43	BH	168	PRO	4.9
9	CI	67	GLY	4.8
23	CW	34	C	4.8
36	BA	654(M)	C	4.8
10	CJ	35	SER	4.8
10	CJ	85	LEU	4.8
5	CE	78	HIS	4.8
10	AJ	75	ILE	4.8
41	BF	1	MET	4.8
9	CI	7	THR	4.8
1	CA	1030	C	4.8
9	AI	61	ALA	4.8
42	DG	67	LYS	4.8
13	CM	31	LYS	4.7
3	CC	206	GLU	4.7
36	BA	2121	G	4.7
43	BH	27	LYS	4.7
23	AW	22	G	4.7
36	DA	2801(A)	A	4.7
58	DZ	62	PRO	4.7
42	DG	48	GLU	4.7
7	CG	154	TYR	4.7
36	DA	2794	C	4.7
4	CD	144	ASP	4.6
10	CJ	73	ASP	4.6
23	AW	23	C	4.6
25	CY	59	ARG	4.6
13	CM	85	GLY	4.6
36	DA	2178	C	4.6
53	BU	118	GLY	4.6
36	DA	2144	U	4.6
2	AB	122	PHE	4.6
52	DT	1	MET	4.6
7	AG	81	GLY	4.6
9	AI	105	ASP	4.6
13	AM	117	VAL	4.6
44	BI	87	LYS	4.6
51	DS	107	GLU	4.6
52	DT	136	GLN	4.6
57	BY	2	ARG	4.6

Continued on next page...

Continued from previous page...

Mol	Chain	Res	Type	RSRZ
36	BA	2802	G	4.6
23	AW	62	C	4.5
38	BC	51	ASP	4.5
38	DC	205	ALA	4.5
57	BY	60	PHE	4.5
36	DA	2139	C	4.5
9	CI	81	ILE	4.5
52	DT	39	ARG	4.5
58	DZ	163	LEU	4.5
36	BA	2132	U	4.5
13	CM	100	GLY	4.5
31	D5	2	ALA	4.5
43	BH	102	ALA	4.5
21	CU	24	ARG	4.5
13	CM	84	ILE	4.5
38	BC	38	PHE	4.5
38	BC	192	ALA	4.5
23	AW	61	C	4.5
43	BH	21	PRO	4.5
11	CK	128	ALA	4.5
42	BG	50	ALA	4.5
38	BC	33	LEU	4.5
58	BZ	159	PRO	4.5
38	BC	185	LYS	4.5
36	BA	2795	G	4.5
38	BC	202	PRO	4.5
10	AJ	74	ILE	4.4
51	DS	43	GLU	4.4
19	AS	41	VAL	4.4
23	AW	36	U	4.4
1	AA	1001	A	4.4
32	D6	18	ARG	4.4
9	CI	86	VAL	4.4
42	DG	26	GLN	4.4
18	CR	51	LEU	4.4
58	DZ	33	LEU	4.4
42	DG	34	LEU	4.4
38	BC	194	ILE	4.4
2	AB	136	VAL	4.4
42	DG	65	GLY	4.4
10	AJ	28	ARG	4.4
42	DG	22	ARG	4.4

Continued on next page...

Continued from previous page...

Mol	Chain	Res	Type	RSRZ
13	CM	98	VAL	4.4
25	CZ	2	LYS	4.4
38	BC	171	ALA	4.4
25	CY	81	ARG	4.3
26	D0	4	LYS	4.3
23	CW	35	A	4.3
44	DI	63	ALA	4.3
9	CI	85	LEU	4.3
38	DC	197	LEU	4.3
57	BY	61	ILE	4.3
42	BG	48	GLU	4.3
3	CC	91	LEU	4.3
38	DC	48	LEU	4.3
32	B6	35	GLU	4.3
8	CH	130	GLY	4.3
1	AA	88	A	4.3
23	AW	52	G	4.3
42	DG	31	VAL	4.3
6	AF	101	ALA	4.3
38	DC	2	PRO	4.3
1	CA	1002	G	4.3
36	DA	2145	C	4.3
3	CC	204	LEU	4.3
5	CE	136	MET	4.3
19	CS	44	MET	4.3
42	DG	64	THR	4.3
4	CD	37	PRO	4.3
35	D9	12	ASP	4.3
5	AE	29	GLY	4.3
36	DA	2799	C	4.3
44	BI	132	PRO	4.3
38	BC	3	LYS	4.3
18	AR	22	VAL	4.3
36	BA	2140	C	4.2
38	BC	52	PRO	4.2
10	AJ	73	ASP	4.2
32	B6	45	LYS	4.2
36	BA	2144	U	4.2
2	CB	188	ALA	4.2
16	CP	4	ILE	4.2
38	DC	31	LYS	4.2
38	BC	53	ARG	4.2

Continued on next page...

Continued from previous page...

Mol	Chain	Res	Type	RSRZ
2	CB	101	MET	4.2
36	BA	2801(A)	A	4.2
36	BA	2799	C	4.2
42	DG	49	ASP	4.2
19	CS	74	PHE	4.2
21	AU	22	ARG	4.2
36	DA	276	A	4.2
9	CI	127	LYS	4.2
51	BS	61	ASN	4.2
23	AW	6	G	4.2
35	D9	9	ARG	4.2
38	BC	217	THR	4.2
20	CT	48	LYS	4.2
20	CT	9	ASN	4.2
43	BH	18	GLU	4.2
26	B0	7	LEU	4.2
38	DC	221	PRO	4.2
1	CA	1028	C	4.2
1	CA	998	G	4.2
25	CY	60	ILE	4.1
12	CL	68	ALA	4.1
8	CH	129	VAL	4.1
7	CG	85	TYR	4.1
9	CI	4	TYR	4.1
25	CY	65	ARG	4.1
38	BC	173	HIS	4.1
3	CC	169	ALA	4.1
29	D3	1	MET	4.1
32	D6	19	ARG	4.1
10	CJ	99	LYS	4.1
21	AU	23	PRO	4.1
25	CZ	51	ASN	4.1
32	D6	13	CYS	4.1
1	CA	1531	A	4.1
38	BC	201	LYS	4.1
38	DC	18	ASN	4.1
36	DA	654(R)	C	4.1
51	DS	60	GLY	4.1
7	CG	22	LEU	4.1
36	BA	2796	U	4.1
9	CI	62	TYR	4.1
7	AG	5	ARG	4.1

Continued on next page...

Continued from previous page...

Mol	Chain	Res	Type	RSRZ
9	AI	82	ALA	4.1
25	CZ	57	SER	4.1
36	BA	888	C	4.1
2	AB	139	LYS	4.1
9	AI	81	ILE	4.1
23	CW	1	C	4.1
42	BG	23	PHE	4.1
13	CM	7	VAL	4.1
59	CX	22	A	4.1
20	CT	99	LEU	4.1
36	DA	1536	C	4.1
10	CJ	8	LEU	4.1
36	DA	654(V)	A	4.1
1	CA	1257	U	4.0
10	AJ	34	VAL	4.0
38	DC	179	ALA	4.0
2	CB	126	GLU	4.0
30	D4	57	GLU	4.0
38	BC	27	ALA	4.0
49	DQ	107	ALA	4.0
42	DG	68	PRO	4.0
23	AW	58	A	4.0
49	DQ	140	ALA	4.0
36	DA	2112	G	4.0
21	CU	22	ARG	4.0
25	CY	58	ARG	4.0
57	BY	87	LYS	4.0
36	BA	654(C)	G	4.0
36	DA	2166	G	4.0
25	AY	84	TYR	4.0
44	DI	92	VAL	4.0
57	BY	46	LYS	4.0
13	CM	41	PRO	4.0
36	BA	2159	G	4.0
32	B6	28	ARG	4.0
1	CA	1000	U	4.0
43	BH	45	VAL	4.0
23	CW	74	C	4.0
43	BH	75	ALA	4.0
38	BC	186	LEU	4.0
38	DC	180	SER	4.0
38	BC	22	THR	4.0

Continued on next page...

Continued from previous page...

Mol	Chain	Res	Type	RSRZ
36	DA	2167	U	4.0
32	B6	42	TRP	4.0
2	AB	118	LEU	4.0
16	CP	47	ASP	4.0
32	D6	31	PRO	3.9
51	DS	36	TYR	3.9
14	AN	2	ALA	3.9
7	CG	80	VAL	3.9
16	CP	3	LYS	3.9
9	AI	9	ARG	3.9
1	AA	1030(C)	G	3.9
21	CU	23	PRO	3.9
24	AX	23	A	3.9
42	DG	27	ASN	3.9
1	AA	1029	C	3.9
25	AZ	151	ASN	3.9
38	BC	20	VAL	3.9
3	AC	159	GLY	3.9
8	CH	131	GLY	3.9
38	DC	11	LEU	3.9
42	DG	128	ARG	3.9
43	DH	42	ARG	3.9
44	BI	4	ILE	3.9
2	CB	136	VAL	3.9
38	BC	54	ARG	3.9
7	AG	8	GLU	3.9
38	BC	213	VAL	3.9
43	BH	114	VAL	3.9
23	CW	37	A	3.9
42	DG	99	MET	3.9
18	CR	31	LEU	3.9
36	BA	2169	A	3.9
23	AW	53	G	3.9
13	CM	87	TYR	3.8
35	D9	37	GLY	3.8
16	CP	18	ARG	3.8
20	CT	56	MET	3.8
42	BG	49	ASP	3.8
32	B6	39	TYR	3.8
36	DA	2164	C	3.8
38	BC	203	GLU	3.8
19	AS	69	HIS	3.8

Continued on next page...

Continued from previous page...

Mol	Chain	Res	Type	RSRZ
43	BH	167	GLU	3.8
7	AG	80	VAL	3.8
38	BC	174	ALA	3.8
18	CR	29	PHE	3.8
36	BA	2120	G	3.8
36	BA	2134	A	3.8
2	CB	135	GLN	3.8
10	CJ	28	ARG	3.8
36	DA	508	G	3.8
38	DC	8	TYR	3.8
43	BH	81	GLU	3.8
25	AZ	173	ASP	3.8
25	CY	79	ALA	3.8
21	CU	26	LYS	3.8
36	BA	654(O)	G	3.8
16	CP	70	ALA	3.8
32	D6	42	TRP	3.8
36	DA	2169	A	3.8
26	B0	4	LYS	3.8
28	D2	72	ALA	3.8
16	CP	22	THR	3.8
25	CZ	50	HIS	3.8
38	DC	27	ALA	3.7
1	AA	1026	G	3.7
36	BA	2153	G	3.7
25	CY	83	HIS	3.7
52	DT	135	ALA	3.7
38	DC	210	LEU	3.7
7	CG	79	ARG	3.7
23	AW	37	A	3.7
36	DA	2160	G	3.7
57	BY	47	LYS	3.7
36	DA	2108	C	3.7
36	DA	2143	C	3.7
38	DC	168	LYS	3.7
3	AC	157	ILE	3.7
9	CI	49	PRO	3.7
43	BH	90	LYS	3.7
51	BS	58	LEU	3.7
11	AK	17	GLY	3.7
38	BC	178	LYS	3.7
36	BA	2119	A	3.7

Continued on next page...

Continued from previous page...

Mol	Chain	Res	Type	RSRZ
38	DC	40	GLU	3.7
3	CC	167	TRP	3.7
38	DC	196	ALA	3.7
57	DY	54	LYS	3.7
23	AW	57	A	3.7
57	BY	4	LYS	3.7
58	DZ	28	MET	3.7
40	BE	69	LYS	3.6
32	B6	14	THR	3.6
44	DI	71	ILE	3.6
7	AG	82	GLY	3.6
13	AM	116	THR	3.6
44	BI	129	THR	3.6
25	CZ	68	TYR	3.6
4	CD	167	GLY	3.6
7	AG	84	ASN	3.6
9	CI	9	ARG	3.6
2	AB	7	VAL	3.6
23	CW	54	U	3.6
44	DI	136	VAL	3.6
23	CW	22	G	3.6
25	CY	51	ASN	3.6
42	DG	24	GLY	3.6
43	BH	16	SER	3.6
38	DC	47	LYS	3.6
1	CA	1035	A	3.6
36	DA	2136	C	3.6
38	BC	182	PRO	3.6
44	BI	97	ILE	3.6
36	BA	2894	G	3.6
38	BC	167	ASP	3.6
38	DC	208	THR	3.6
1	CA	204	U	3.6
57	BY	59	GLY	3.6
25	AZ	183	HIS	3.6
43	BH	158	HIS	3.6
19	AS	81	ARG	3.6
44	BI	115	ALA	3.6
58	BZ	161	VAL	3.6
13	CM	91	ARG	3.6
36	DA	2803	C	3.6
38	BC	26	ALA	3.6

Continued on next page...

Continued from previous page...

Mol	Chain	Res	Type	RSRZ
9	CI	30	GLY	3.6
10	AJ	85	LEU	3.6
51	BS	48	LEU	3.6
16	CP	34	GLU	3.6
40	DE	204	ALA	3.6
1	AA	1028	C	3.6
10	CJ	70	ARG	3.6
35	B9	9	ARG	3.6
1	AA	1002	G	3.6
10	AJ	25	GLU	3.6
32	B6	12	GLU	3.6
38	DC	192	ALA	3.5
9	AI	8	GLY	3.5
3	CC	179	ARG	3.5
9	AI	37	PHE	3.5
21	AU	26	LYS	3.5
3	CC	205	GLY	3.5
25	AZ	152	LEU	3.5
16	CP	9	PHE	3.5
2	AB	127	ILE	3.5
56	BX	92	LEU	3.5
38	BC	166	ASN	3.5
32	B6	29	ASN	3.5
23	CW	62	C	3.5
36	BA	2145	C	3.5
43	BH	170	ARG	3.5
2	CB	138	LEU	3.5
8	CH	116	LYS	3.5
28	B2	24	LEU	3.5
9	CI	5	TYR	3.5
38	BC	209	PHE	3.5
51	DS	27	SER	3.5
20	CT	60	GLU	3.5
41	DF	12	LEU	3.5
38	DC	53	ARG	3.5
48	BP	150	ALA	3.5
16	CP	41	PRO	3.5
20	CT	98	PRO	3.5
42	DG	123	ASN	3.5
43	BH	123	PHE	3.5
57	BY	5	MET	3.5
34	B8	65	GLU	3.5

Continued on next page...

Continued from previous page...

Mol	Chain	Res	Type	RSRZ
23	CW	13	C	3.4
42	DG	146	TYR	3.4
5	CE	91	LEU	3.4
13	AM	94	ARG	3.4
36	BA	2166	G	3.4
19	CS	28	LYS	3.4
44	BI	71	ILE	3.4
2	CB	127	ILE	3.4
4	CD	182	LYS	3.4
13	AM	102	ARG	3.4
25	CZ	70	VAL	3.4
38	DC	7	ARG	3.4
36	BA	2805	G	3.4
4	CD	125	HIS	3.4
9	AI	10	ARG	3.4
38	BC	31	LYS	3.4
49	DQ	9	TYR	3.4
19	AS	30	LEU	3.4
1	CA	1043	C	3.4
38	DC	38	PHE	3.4
52	DT	133	GLU	3.4
38	DC	42	VAL	3.4
26	B0	8	GLY	3.4
38	BC	49	GLY	3.4
10	CJ	7	LYS	3.4
19	CS	32	LYS	3.4
35	B9	15	LYS	3.4
9	CI	123	PRO	3.4
17	CQ	100	LYS	3.4
29	B3	57	GLU	3.4
38	DC	193	PHE	3.4
44	DI	16	GLY	3.4
34	D8	65	GLU	3.4
9	AI	13	ALA	3.4
51	BS	51	ALA	3.4
57	BY	39	VAL	3.4
58	BZ	163	LEU	3.4
23	AW	34	C	3.4
23	AW	35	A	3.4
13	CM	103	THR	3.4
42	DG	136	ARG	3.4
23	CW	26	G	3.4

Continued on next page...

Continued from previous page...

Mol	Chain	Res	Type	RSRZ
25	AZ	120	ASP	3.4
36	DA	2140	C	3.4
14	CN	2	ALA	3.4
44	BI	91	SER	3.4
25	CY	50	HIS	3.4
57	BY	28	LYS	3.4
36	DA	2157	G	3.4
3	CC	193	TYR	3.4
10	CJ	74	ILE	3.4
8	CH	132	GLU	3.4
32	D6	35	GLU	3.4
38	DC	178	LYS	3.4
38	BC	205	ALA	3.4
51	DS	82	ILE	3.4
1	CA	1027	C	3.4
11	CK	25	TYR	3.3
16	CP	36	ILE	3.3
38	DC	28	ARG	3.3
1	AA	1030	C	3.3
5	CE	28	PHE	3.3
9	AI	90	PRO	3.3
1	CA	1005	A	3.3
42	BG	13	GLU	3.3
17	CQ	99	SER	3.3
51	DS	49	VAL	3.3
21	CU	7	ARG	3.3
42	DG	21	ARG	3.3
38	BC	219	MET	3.3
52	BT	39	ARG	3.3
30	B4	57	GLU	3.3
1	CA	84	U	3.3
10	AJ	40	LEU	3.3
43	BH	131	VAL	3.3
38	DC	41	THR	3.3
6	AF	6	VAL	3.3
23	CV	1	C	3.3
51	BS	73	LEU	3.3
13	CM	112	GLY	3.3
57	DY	66	PRO	3.3
10	AJ	5	ARG	3.3
38	DC	12	LEU	3.3
1	AA	1000	U	3.3

Continued on next page...

Continued from previous page...

Mol	Chain	Res	Type	RSRZ
57	BY	62	GLU	3.3
2	CB	130	ARG	3.3
15	AO	22	THR	3.3
44	BI	139	GLN	3.3
23	AW	4	G	3.3
1	AA	999	C	3.3
36	BA	2142	C	3.3
5	CE	17	ALA	3.3
51	BS	37	ALA	3.3
5	CE	93	PRO	3.3
46	BN	23	LEU	3.3
2	CB	122	PHE	3.3
35	D9	29	ASN	3.3
13	CM	30	ALA	3.3
25	CY	68	TYR	3.3
12	AL	28	LYS	3.3
41	DF	11	VAL	3.3
2	AB	135	GLN	3.2
19	AS	38	SER	3.2
43	BH	124	GLU	3.2
38	BC	24	ASP	3.2
42	BG	34	LEU	3.2
2	AB	116	GLU	3.2
2	AB	225	ALA	3.2
3	CC	200	ALA	3.2
16	CP	6	LEU	3.2
36	DA	2801	A	3.2
12	CL	32	PHE	3.2
13	CM	110	ARG	3.2
12	AL	127	GLU	3.2
4	CD	67	ILE	3.2
12	CL	121	GLY	3.2
25	AY	21	LYS	3.2
25	CY	63	GLU	3.2
36	BA	2174	C	3.2
1	CA	1033	G	3.2
3	CC	180	ALA	3.2
23	AW	47	U	3.2
9	CI	124	GLN	3.2
1	AA	1027	C	3.2
38	BC	224	ARG	3.2
36	BA	2113	U	3.2

Continued on next page...

Continued from previous page...

Mol	Chain	Res	Type	RSRZ
44	BI	110	ASP	3.2
35	D9	31	LYS	3.2
4	CD	181	MET	3.2
36	BA	2151	G	3.2
7	AG	85	TYR	3.2
16	CP	37	GLY	3.2
43	DH	103	LEU	3.2
44	BI	123	LEU	3.2
10	CJ	80	LYS	3.2
16	CP	7	ALA	3.2
44	BI	131	LYS	3.2
36	BA	2793	G	3.2
38	DC	13	GLU	3.2
58	BZ	97	GLU	3.2
13	CM	90	LEU	3.2
51	DS	58	LEU	3.2
2	AB	132	LYS	3.2
19	AS	39	THR	3.2
9	CI	3	GLN	3.2
7	CG	5	ARG	3.2
38	DC	227	PRO	3.2
43	DH	168	PRO	3.2
16	CP	19	ILE	3.2
35	B9	10	ILE	3.2
18	CR	54	ARG	3.2
51	BS	23	ARG	3.2
36	DA	654(U)	A	3.2
38	BC	188	ASP	3.2
10	CJ	37	PRO	3.1
36	BA	2803	C	3.1
42	DG	142	PRO	3.1
44	BI	101	LEU	3.1
44	DI	56	LYS	3.1
21	CU	14	TRP	3.1
42	DG	167	GLU	3.1
48	DP	149	GLU	3.1
18	AR	23	LYS	3.1
1	CA	1044	A	3.1
7	CG	156	TRP	3.1
36	BA	2892	A	3.1
36	DA	2158	A	3.1
38	DC	21	TYR	3.1

Continued on next page...

Continued from previous page...

Mol	Chain	Res	Type	RSRZ
42	DG	96	ARG	3.1
1	CA	82	U	3.1
18	AR	88	LYS	3.1
36	BA	2207	G	3.1
38	DC	199	ALA	3.1
44	BI	60	GLU	3.1
6	AF	7	ASN	3.1
44	BI	117	GLU	3.1
9	AI	36	TYR	3.1
36	BA	2109	U	3.1
4	CD	180	GLY	3.1
19	CS	49	ILE	3.1
38	DC	189	ASN	3.1
48	BP	93	GLY	3.1
7	CG	9	VAL	3.1
38	DC	32	GLU	3.1
51	BS	43	GLU	3.1
10	CJ	36	GLY	3.1
43	BH	50	VAL	3.1
12	AL	126	LYS	3.1
25	CY	77	ILE	3.1
42	DG	23	PHE	3.1
36	DA	2895	U	3.1
2	AB	90	MET	3.1
43	BH	55	PRO	3.1
37	DB	52	A	3.1
12	CL	127	GLU	3.1
12	CL	28	LYS	3.1
23	AW	19	G	3.1
36	DA	2116	G	3.1
51	DS	26	LEU	3.1
9	CI	33	PHE	3.1
38	BC	5	GLY	3.1
19	AS	9	VAL	3.1
36	DA	2135	A	3.1
19	CS	72	GLY	3.1
43	BH	89	ILE	3.1
38	DC	43	GLU	3.1
1	CA	1129	C	3.1
21	AU	9	ARG	3.1
58	BZ	96	VAL	3.0
38	DC	54	ARG	3.0

Continued on next page...

Continued from previous page...

Mol	Chain	Res	Type	RSRZ
40	DE	76	ARG	3.0
42	DG	7	LEU	3.0
12	CL	98	TYR	3.0
38	BC	8	TYR	3.0
13	CM	99	ARG	3.0
25	AZ	159	ARG	3.0
19	CS	75	ALA	3.0
4	CD	70	ILE	3.0
1	CA	1037	C	3.0
42	BG	98	ARG	3.0
42	DG	170	ARG	3.0
42	DG	3	LEU	3.0
19	CS	80	TYR	3.0
25	CY	4	ILE	3.0
35	B9	26	ILE	3.0
58	DZ	20	ARG	3.0
17	CQ	7	THR	3.0
44	BI	108	THR	3.0
20	CT	101	GLY	3.0
38	BC	204	GLY	3.0
43	BH	60	ARG	3.0
25	CZ	39	PHE	3.0
23	AW	20	U	3.0
36	DA	2894	G	3.0
10	CJ	34	VAL	3.0
25	CZ	52	LEU	3.0
34	D8	2	PRO	3.0
26	D0	6	GLY	3.0
9	AI	127	LYS	3.0
1	CA	91	C	3.0
43	DH	170	ARG	3.0
16	CP	23	ASP	3.0
7	AG	18	TYR	3.0
57	BY	42	VAL	3.0
2	AB	155	LEU	3.0
17	CQ	75	ARG	3.0
1	CA	1001	A	3.0
10	CJ	25	GLU	3.0
35	B9	14	CYS	3.0
38	DC	36	ALA	3.0
42	DG	171	ALA	3.0
9	CI	120	ARG	3.0

Continued on next page...

Continued from previous page...

Mol	Chain	Res	Type	RSRZ
25	CZ	75	LEU	3.0
44	BI	76	THR	3.0
7	CG	31	MET	3.0
19	CS	17	GLU	3.0
36	BA	2114	A	3.0
25	AZ	139	PHE	3.0
2	AB	125	PRO	3.0
5	CE	33	VAL	3.0
30	B4	9	LEU	3.0
37	DB	6	C	3.0
42	DG	166	ASP	3.0
25	CZ	46	GLU	3.0
9	AI	63	ILE	2.9
36	BA	2152	G	2.9
46	BN	52	VAL	2.9
25	AZ	102	LYS	2.9
44	BI	95	LYS	2.9
10	AJ	59	SER	2.9
5	CE	75	THR	2.9
38	DC	191	ARG	2.9
46	DN	1	MET	2.9
9	AI	19	LEU	2.9
38	DC	29	LEU	2.9
19	AS	36	ARG	2.9
21	CU	6	ARG	2.9
39	DD	167	GLY	2.9
8	CH	118	VAL	2.9
7	CG	81	GLY	2.9
19	AS	32	LYS	2.9
35	D9	13	LYS	2.9
16	CP	62	VAL	2.9
32	B6	23	THR	2.9
3	CC	159	GLY	2.9
9	CI	63	ILE	2.9
10	AJ	6	ILE	2.9
20	CT	19	SER	2.9
30	B4	30	GLU	2.9
36	DA	2177	C	2.9
9	CI	14	VAL	2.9
35	B9	17	ILE	2.9
38	BC	48	LEU	2.9
41	DF	24	LEU	2.9

Continued on next page...

Continued from previous page...

Mol	Chain	Res	Type	RSRZ
2	CB	36	ARG	2.9
9	CI	98	PRO	2.9
43	BH	110	SER	2.9
55	BW	111	HIS	2.9
58	BZ	162	GLU	2.9
9	CI	37	PHE	2.9
28	B2	72	ALA	2.9
38	BC	179	ALA	2.9
46	BN	18	ALA	2.9
10	CJ	76	ASN	2.9
14	CN	32	SER	2.9
2	AB	126	GLU	2.9
25	AY	18	GLU	2.9
26	D0	76	GLY	2.9
11	AK	98	LEU	2.9
43	BH	17	VAL	2.9
11	AK	25	TYR	2.9
41	DF	25	PRO	2.9
12	CL	72	GLY	2.9
32	B6	50	ARG	2.9
44	BI	138	ILE	2.9
9	AI	38	GLN	2.9
18	AR	43	PHE	2.9
21	AU	21	TYR	2.9
11	AK	126	ARG	2.9
3	CC	4	LYS	2.9
43	BH	25	LYS	2.9
35	D9	25	VAL	2.9
3	CC	135	LYS	2.9
44	BI	136	VAL	2.9
36	BA	2148	G	2.9
40	BE	56	PRO	2.9
44	BI	34	GLY	2.9
36	BA	156	U	2.8
36	BA	2179	C	2.8
3	AC	158	GLY	2.8
5	CE	43	LEU	2.8
23	CW	53	G	2.8
36	DA	2117	A	2.8
43	DH	101	ARG	2.8
51	DS	106	ARG	2.8
18	CR	88	LYS	2.8

Continued on next page...

Continued from previous page...

Mol	Chain	Res	Type	RSRZ
36	DA	2179	C	2.8
3	AC	81	GLY	2.8
12	CL	111	LYS	2.8
36	BA	229	A	2.8
43	BH	159	GLU	2.8
58	DZ	9	TYR	2.8
41	DF	23	ASP	2.8
58	DZ	80	ARG	2.8
23	AW	43	A	2.8
38	BC	34	ALA	2.8
6	AF	90	VAL	2.8
7	CG	83	ALA	2.8
3	CC	3	ASN	2.8
10	CJ	29	ARG	2.8
51	BS	106	ARG	2.8
1	AA	1001(A)	G	2.8
36	DA	2141	G	2.8
2	CB	123	ALA	2.8
16	CP	31	LYS	2.8
31	B5	54	GLY	2.8
10	AJ	4	ILE	2.8
58	BZ	126	VAL	2.8
16	AP	41	PRO	2.8
25	AZ	179	ALA	2.8
29	B3	4	LEU	2.8
36	BA	654(S)	G	2.8
7	AG	79	ARG	2.8
16	CP	1	MET	2.8
16	CP	17	TYR	2.8
38	BC	200	HIS	2.8
38	BC	220	GLY	2.8
9	AI	14	VAL	2.8
23	CW	70	G	2.8
25	CY	36	ARG	2.8
43	DH	53	GLU	2.8
43	BH	111	HIS	2.8
43	BH	52	VAL	2.8
43	DH	123	PHE	2.8
1	CA	1039	C	2.8
9	CI	94	ALA	2.8
1	CA	1034	G	2.8
23	AW	2	G	2.8

Continued on next page...

Continued from previous page...

Mol	Chain	Res	Type	RSRZ
23	CW	15	G	2.8
36	BA	2165	G	2.8
44	BI	134	PRO	2.8
4	CD	139	ARG	2.8
9	AI	128	ARG	2.8
10	CJ	21	GLN	2.8
7	CG	104	LEU	2.8
57	BY	67	LEU	2.8
14	AN	10	ALA	2.8
1	CA	1029	C	2.8
29	B3	6	VAL	2.8
29	B3	56	VAL	2.8
36	BA	2896	C	2.8
26	B0	5	LYS	2.7
51	DS	104	GLY	2.7
18	AR	56	THR	2.7
44	DI	137	PRO	2.7
22	AV	1	C	2.7
9	CI	56	LEU	2.7
9	AI	126	SER	2.7
9	CI	87	GLN	2.7
36	BA	2171	A	2.7
39	DD	36	PRO	2.7
16	CP	69	THR	2.7
48	BP	81	GLN	2.7
25	CY	75	LEU	2.7
43	BH	33	LEU	2.7
35	B9	37	GLY	2.7
4	CD	107	ARG	2.7
19	AS	12	ASP	2.7
42	DG	103	LEU	2.7
43	BH	78	GLY	2.7
12	AL	62	SER	2.7
20	CT	100	ILE	2.7
43	DH	171	LEU	2.7
44	BI	81	VAL	2.7
2	CB	128	GLU	2.7
9	CI	77	ILE	2.7
38	BC	196	ALA	2.7
2	AB	113	HIS	2.7
9	CI	6	GLY	2.7
23	CW	23	C	2.7

Continued on next page...

Continued from previous page...

Mol	Chain	Res	Type	RSRZ
12	CL	122	THR	2.7
33	D7	47	ARG	2.7
44	BI	92	VAL	2.7
21	AU	13	ILE	2.7
52	BT	133	GLU	2.7
58	BZ	155	LEU	2.7
8	CH	113	SER	2.7
38	DC	207	GLY	2.7
57	DY	2	ARG	2.7
26	B0	72	ARG	2.7
38	DC	182	PRO	2.7
23	AW	5	G	2.7
9	CI	73	GLN	2.7
38	BC	7	ARG	2.7
4	CD	175	SER	2.7
3	AC	91	LEU	2.7
36	DA	2132	U	2.7
4	CD	183	GLY	2.7
9	CI	17	VAL	2.7
12	CL	71	PRO	2.7
42	DG	2	PRO	2.7
43	BH	11	VAL	2.7
58	DZ	186	GLU	2.7
8	CH	62	TYR	2.6
7	CG	94	ARG	2.6
3	CC	203	PHE	2.6
10	CJ	47	PHE	2.6
58	DZ	88	PHE	2.6
10	AJ	101	VAL	2.6
36	BA	1536	C	2.6
2	CB	121	LEU	2.6
25	AZ	184	TYR	2.6
23	CW	10	G	2.6
38	DC	229	SER	2.6
9	AI	17	VAL	2.6
43	DH	46	GLU	2.6
9	AI	123	PRO	2.6
19	AS	49	ILE	2.6
38	BC	180	SER	2.6
3	CC	191	THR	2.6
23	AW	29	G	2.6
10	AJ	29	ARG	2.6

Continued on next page...

Continued from previous page...

Mol	Chain	Res	Type	RSRZ
30	D4	23	GLU	2.6
57	BY	30	VAL	2.6
57	DY	63	LYS	2.6
51	DS	30	ARG	2.6
42	DG	19	LEU	2.6
51	DS	55	ALA	2.6
9	AI	95	LYS	2.6
14	CN	60	SER	2.6
51	DS	33	LYS	2.6
10	CJ	95	GLU	2.6
13	CM	16	ASP	2.6
38	DC	44	VAL	2.6
10	AJ	71	LEU	2.6
2	CB	131	PRO	2.6
36	BA	2172	U	2.6
25	CY	22	ARG	2.6
49	DQ	33	GLY	2.6
3	CC	160	ALA	2.6
17	CQ	2	PRO	2.6
42	BG	22	ARG	2.6
2	AB	128	GLU	2.6
3	CC	155	GLY	2.6
13	CM	117	VAL	2.6
19	AS	46	GLY	2.6
10	CJ	90	LEU	2.6
37	BB	52	A	2.6
43	BH	7	LEU	2.6
36	BA	2794	C	2.6
51	DS	86	ALA	2.6
25	AY	39	PHE	2.6
44	BI	93	THR	2.6
16	CP	21	VAL	2.6
25	AZ	156	TRP	2.6
35	D9	26	ILE	2.6
57	DY	34	LYS	2.6
2	AB	96	ARG	2.6
9	CI	128	ARG	2.6
8	CH	97	VAL	2.6
44	BI	21	VAL	2.6
14	AN	11	LYS	2.6
2	CB	142	LEU	2.6
40	BE	76	ARG	2.6

Continued on next page...

Continued from previous page...

Mol	Chain	Res	Type	RSRZ
15	AO	30	ALA	2.6
25	CY	41	GLY	2.6
38	DC	25	GLU	2.6
1	CA	1286	A	2.6
10	CJ	96	ILE	2.6
3	CC	170	GLN	2.6
34	D8	64	TYR	2.6
8	AH	131	GLY	2.6
13	CM	69	GLU	2.6
38	DC	20	VAL	2.6
44	DI	95	LYS	2.6
10	AJ	76	ASN	2.6
25	AY	1	MET	2.6
43	BH	67	LEU	2.6
23	CW	6	G	2.6
42	BG	21	ARG	2.6
32	B6	31	PRO	2.6
35	D9	36	GLN	2.5
48	DP	64	LYS	2.5
19	CS	38	SER	2.5
23	CW	56	C	2.5
44	BI	16	GLY	2.5
25	CZ	48	LEU	2.5
44	BI	38	LEU	2.5
32	D6	45	LYS	2.5
38	BC	47	LYS	2.5
30	B4	25	TYR	2.5
26	D0	7	LEU	2.5
38	DC	16	ASP	2.5
43	DH	88	LEU	2.5
52	DT	6	LEU	2.5
2	AB	68	ILE	2.5
11	CK	127	LYS	2.5
3	AC	160	ALA	2.5
3	CC	58	GLU	2.5
32	B6	51	GLU	2.5
42	DG	25	TYR	2.5
25	AY	70	VAL	2.5
2	CB	187	LEU	2.5
25	CY	52	LEU	2.5
42	BG	47	LYS	2.5
10	CJ	59	SER	2.5

Continued on next page...

Continued from previous page...

Mol	Chain	Res	Type	RSRZ
26	B0	9	SER	2.5
38	BC	181	PHE	2.5
39	DD	262	ARG	2.5
43	BH	36	PRO	2.5
58	DZ	159	PRO	2.5
1	AA	1008	C	2.5
9	AI	7	THR	2.5
31	B5	31	VAL	2.5
54	BV	46	VAL	2.5
25	CZ	66	LEU	2.5
32	D6	54	ILE	2.5
44	DI	79	ILE	2.5
48	BP	110	TYR	2.5
1	AA	1035	A	2.5
44	DI	87	LYS	2.5
57	BY	57	GLN	2.5
36	BA	2807	G	2.5
36	DA	2131	G	2.5
38	BC	36	ALA	2.5
42	DG	15	VAL	2.5
51	DS	85	VAL	2.5
25	AZ	155	PHE	2.5
20	CT	85	MET	2.5
25	CY	1	MET	2.5
10	CJ	55	LYS	2.5
43	BH	10	PRO	2.5
2	AB	130	ARG	2.5
16	CP	16	HIS	2.5
36	BA	508	G	2.5
25	CZ	23	ILE	2.5
3	AC	206	GLU	2.5
24	AX	13	A	2.5
28	B2	11	GLU	2.5
38	DC	186	LEU	2.5
11	AK	108	ILE	2.5
21	AU	20	LYS	2.5
36	DA	2109	U	2.5
23	AW	45	G	2.5
23	CW	45	G	2.5
44	BI	125	GLU	2.5
3	AC	207	VAL	2.5
43	DH	100	GLY	2.5

Continued on next page...

Continued from previous page...

Mol	Chain	Res	Type	RSRZ
44	BI	104	GLN	2.5
25	CY	16	TRP	2.5
32	B6	54	ILE	2.5
1	CA	723	U	2.5
14	AN	8	GLU	2.5
8	CH	119	LEU	2.5
9	CI	47	LEU	2.5
23	AW	46	G	2.5
36	DA	2805	G	2.5
37	DB	19	G	2.5
48	DP	150	ALA	2.5
14	CN	37	PHE	2.5
25	CZ	44	LYS	2.5
43	BH	39	PRO	2.5
57	DY	101	LYS	2.5
23	CW	3	C	2.5
36	BA	2135	A	2.5
36	BA	2176	A	2.5
55	BW	2	GLU	2.5
58	BZ	133	ILE	2.5
7	CG	103	TRP	2.5
8	CH	95	VAL	2.5
25	CY	37	THR	2.5
43	BH	20	ALA	2.5
49	DQ	8	LYS	2.5
2	CB	96	ARG	2.5
16	AP	19	ILE	2.5
58	DZ	10	ARG	2.5
36	DA	2804	C	2.4
2	CB	81	VAL	2.4
35	B9	11	CYS	2.4
36	DA	654	A	2.4
7	AG	154	TYR	2.4
32	D6	39	TYR	2.4
5	CE	45	PHE	2.4
44	DI	138	ILE	2.4
54	BV	96	ILE	2.4
3	CC	154	SER	2.4
4	CD	165	MET	2.4
4	CD	95	GLY	2.4
9	CI	106	ALA	2.4
36	BA	2804	C	2.4

Continued on next page...

Continued from previous page...

Mol	Chain	Res	Type	RSRZ
7	CG	155	ARG	2.4
16	CP	42	ARG	2.4
21	AU	17	THR	2.4
23	AW	21	A	2.4
38	BC	191	ARG	2.4
19	AS	62	ILE	2.4
40	BE	54	GLN	2.4
4	CD	101	LEU	2.4
57	BY	6	HIS	2.4
25	AY	57	SER	2.4
26	B0	85	ALA	2.4
13	AM	103	THR	2.4
36	BA	275	G	2.4
36	BA	1509	C	2.4
40	DE	54	GLN	2.4
43	BH	68	THR	2.4
42	DG	47	LYS	2.4
57	BY	64	GLU	2.4
1	AA	1005	A	2.4
42	BG	86	MET	2.4
43	DH	169	VAL	2.4
3	CC	59	ARG	2.4
19	AS	40	ILE	2.4
20	AT	48	LYS	2.4
38	BC	190	ILE	2.4
51	DS	38	GLN	2.4
53	DU	117	GLN	2.4
57	DY	44	ILE	2.4
23	CW	27	U	2.4
25	AZ	101	MET	2.4
36	DA	645	C	2.4
58	BZ	68	PRO	2.4
25	CZ	41	GLY	2.4
3	AC	193	TYR	2.4
9	CI	126	SER	2.4
10	AJ	32	ALA	2.4
42	DG	38	VAL	2.4
10	AJ	54	PHE	2.4
14	CN	17	LYS	2.4
36	BA	2118	U	2.4
3	CC	71	ALA	2.4
38	BC	10	ALA	2.4

Continued on next page...

Continued from previous page...

Mol	Chain	Res	Type	RSRZ
1	CA	1042	G	2.4
18	CR	28	GLU	2.4
36	DA	2793	G	2.4
9	AI	26	VAL	2.4
34	D8	48	PHE	2.4
3	CC	50	ALA	2.4
12	CL	64	TYR	2.4
12	CL	33	ARG	2.4
13	AM	114	ARG	2.4
37	DB	20	C	2.4
38	BC	225	ILE	2.4
5	CE	31	LEU	2.4
7	CG	53	LYS	2.4
43	DH	113	VAL	2.4
18	CR	43	PHE	2.4
23	AW	63	G	2.4
35	D9	30	PRO	2.4
36	BA	2127	G	2.4
51	DS	76	LYS	2.4
38	DC	22	THR	2.4
7	CG	8	GLU	2.4
5	CE	89	ILE	2.4
36	BA	2150	U	2.4
46	BN	121	LYS	2.4
23	CW	14	A	2.4
10	AJ	27	ALA	2.4
8	CH	52	ASP	2.4
12	CL	126	LYS	2.4
12	AL	29	GLY	2.4
20	AT	101	GLY	2.4
25	CY	67	VAL	2.4
26	B0	79	VAL	2.4
58	DZ	131	ARG	2.4
23	AW	73	A	2.4
25	AZ	119	THR	2.4
58	BZ	127	LYS	2.4
43	BH	88	LEU	2.4
43	DH	33	LEU	2.4
43	BH	19	VAL	2.4
15	CO	15	PHE	2.4
25	CY	53	SER	2.4
25	CY	55	PHE	2.4

Continued on next page...

Continued from previous page...

Mol	Chain	Res	Type	RSRZ
36	DA	2156	G	2.4
2	AB	120	ALA	2.4
25	AZ	180	CYS	2.4
25	CZ	69	ALA	2.4
40	BE	131	ALA	2.4
42	DG	122	PRO	2.4
52	DT	27	THR	2.4
11	AK	90	GLY	2.3
36	DA	1174	A	2.3
42	DG	41	GLN	2.3
5	CE	92	LYS	2.3
36	DA	1033	U	2.3
10	CJ	75	ILE	2.3
25	AY	79	ALA	2.3
9	AI	33	PHE	2.3
36	DA	2111	C	2.3
51	BS	59	LYS	2.3
16	CP	8	ARG	2.3
25	AZ	150	HIS	2.3
33	D7	46	VAL	2.3
40	BE	72	VAL	2.3
18	CR	30	ASP	2.3
3	CC	201	TYR	2.3
11	CK	91	ARG	2.3
36	DA	2119	A	2.3
42	BG	25	TYR	2.3
25	CZ	55	PHE	2.3
40	BE	59	VAL	2.3
21	AU	14	TRP	2.3
1	CA	1038	C	2.3
28	B2	44	LEU	2.3
44	DI	98	ALA	2.3
1	AA	1286	A	2.3
36	BA	2897	U	2.3
43	BH	100	GLY	2.3
43	BH	53	GLU	2.3
43	DH	158	HIS	2.3
10	CJ	57	LYS	2.3
26	D0	78	TYR	2.3
38	BC	12	LEU	2.3
43	BH	144	VAL	2.3
48	BP	118	GLY	2.3

Continued on next page...

Continued from previous page...

Mol	Chain	Res	Type	RSRZ
52	DT	134	GLU	2.3
52	BT	84	GLN	2.3
6	CF	98	LEU	2.3
19	CS	22	LEU	2.3
31	B5	30	LEU	2.3
25	AY	69	ALA	2.3
10	CJ	11	PHE	2.3
13	CM	17	VAL	2.3
21	CU	2	GLY	2.3
4	CD	200	GLU	2.3
43	BH	104	GLU	2.3
50	DR	64	ARG	2.3
23	AW	28	C	2.3
7	CG	153	HIS	2.3
25	AY	83	HIS	2.3
51	DS	57	LYS	2.3
36	BA	2751	G	2.3
36	DA	2121	G	2.3
48	BP	112	LEU	2.3
1	AA	996	A	2.3
19	CS	61	TYR	2.3
35	B9	30	PRO	2.3
48	BP	97	PRO	2.3
1	AA	1037	C	2.3
14	CN	21	TYR	2.3
25	AZ	123	ILE	2.3
36	DA	2896	C	2.3
51	BS	82	ILE	2.3
2	AB	70	PHE	2.3
11	AK	14	VAL	2.3
18	CR	22	VAL	2.3
20	AT	103	GLY	2.3
30	B4	58	ARG	2.3
43	BH	99	VAL	2.3
23	CW	73	A	2.3
43	DH	105	LEU	2.3
35	D9	19	ARG	2.3
1	CA	65	U	2.3
10	CJ	58	ASP	2.3
19	CS	43	GLU	2.3
23	CW	55	U	2.3
32	B6	47	THR	2.3

Continued on next page...

Continued from previous page...

Mol	Chain	Res	Type	RSRZ
9	CI	50	LEU	2.3
41	DF	1	MET	2.3
44	BI	5	LEU	2.3
44	BI	140	LEU	2.3
48	DP	147	LEU	2.3
54	BV	36	PRO	2.3
23	AW	42	G	2.3
3	CC	157	ILE	2.3
5	CE	96	PRO	2.3
26	B0	11	ARG	2.3
3	AC	151	VAL	2.3
16	CP	2	VAL	2.3
20	CT	77	ALA	2.3
36	BA	1045	A	2.3
40	BE	29	GLY	2.2
5	CE	120	THR	2.2
19	CS	29	ARG	2.2
36	BA	2175	C	2.2
12	CL	14	GLY	2.2
25	AY	13	TYR	2.2
25	AZ	113	TYR	2.2
30	B4	47	GLN	2.2
43	BH	107	VAL	2.2
44	DI	81	VAL	2.2
57	BY	72	VAL	2.2
3	CC	166	GLU	2.2
10	AJ	36	GLY	2.2
23	CW	38	A	2.2
13	AM	115	LYS	2.2
44	BI	47	LEU	2.2
54	BV	20	LEU	2.2
58	BZ	24	LEU	2.2
35	B9	29	ASN	2.2
44	DI	20	ASP	2.2
52	DT	83	ILE	2.2
4	CD	105	VAL	2.2
43	BH	82	GLY	2.2
21	CU	15	ARG	2.2
56	DX	68	ARG	2.2
2	CB	133	LYS	2.2
44	BI	35	LEU	2.2
51	DS	80	LEU	2.2

Continued on next page...

Continued from previous page...

Mol	Chain	Res	Type	RSRZ
1	AA	994	A	2.2
20	AT	85	MET	2.2
4	CD	112	VAL	2.2
1	AA	1131	G	2.2
2	CB	120	ALA	2.2
8	CH	47	GLY	2.2
12	CL	56	ALA	2.2
42	DG	16	ARG	2.2
43	DH	124	GLU	2.2
9	CI	102	LEU	2.2
20	AT	72	LEU	2.2
2	CB	80	ILE	2.2
38	BC	23	ILE	2.2
41	DF	133	ASN	2.2
58	BZ	128	VAL	2.2
2	AB	123	ALA	2.2
7	AG	14	PRO	2.2
7	AG	78	ARG	2.2
7	CG	3	ARG	2.2
11	AK	13	GLN	2.2
24	AX	22	A	2.2
23	AW	33	U	2.2
23	AW	64	G	2.2
12	CL	70	ILE	2.2
36	DA	2142	C	2.2
34	B8	23	VAL	2.2
42	DG	149	VAL	2.2
43	BH	51	ARG	2.2
44	DI	67	ARG	2.2
2	AB	133	LYS	2.2
9	CI	92	TYR	2.2
25	CY	42	LYS	2.2
51	BS	33	LYS	2.2
58	DZ	6	LYS	2.2
44	BI	36	ALA	2.2
19	AS	47	HIS	2.2
25	CY	56	TRP	2.2
26	B0	3	HIS	2.2
36	DA	155	U	2.2
36	DA	2310	A	2.2
5	CE	76	ILE	2.2
10	AJ	98	ILE	2.2

Continued on next page...

Continued from previous page...

Mol	Chain	Res	Type	RSRZ
33	B7	47	ARG	2.2
19	AS	27	GLU	2.2
36	BA	654(T)	C	2.2
25	AZ	145	PRO	2.2
14	CN	58	LYS	2.2
35	D9	15	LYS	2.2
2	CB	119	GLU	2.2
19	AS	60	VAL	2.2
3	CC	102	ASN	2.2
36	DA	2165	G	2.2
58	DZ	81	ARG	2.2
2	CB	163	PHE	2.2
9	AI	65	VAL	2.2
25	AY	16	TRP	2.2
34	B8	22	VAL	2.2
48	DP	94	GLU	2.2
58	BZ	27	VAL	2.2
58	DZ	96	VAL	2.2
36	BA	2189	U	2.2
1	CA	1502	A	2.2
36	BA	2801	A	2.2
13	CM	19	LEU	2.2
19	CS	78	ARG	2.2
38	DC	24	ASP	2.2
38	BC	169	THR	2.2
46	BN	51	PHE	2.2
25	CY	5	TRP	2.2
43	DH	52	VAL	2.2
43	DH	114	VAL	2.2
36	BA	2168	G	2.2
36	DA	2181	G	2.2
4	CD	91	SER	2.2
11	AK	65	ALA	2.2
11	AK	72	ALA	2.2
55	BW	94	ASP	2.2
48	BP	92	GLU	2.2
1	AA	1043	C	2.2
4	CD	176	LEU	2.2
10	AJ	26	ALA	2.2
25	CY	3	LEU	2.2
42	BG	90	LEU	2.2
44	BI	114	LEU	2.2

Continued on next page...

Continued from previous page...

Mol	Chain	Res	Type	RSRZ
36	DA	2151	G	2.2
5	CE	11	ILE	2.2
29	B3	59	VAL	2.2
36	DA	6	A	2.2
43	BH	41	MET	2.2
52	DT	36	GLU	2.2
7	CG	6	ARG	2.2
43	DH	161	GLY	2.2
51	BS	44	LYS	2.2
4	CD	94	LEU	2.1
7	CG	101	LEU	2.1
48	BP	106	LEU	2.1
51	DS	48	LEU	2.1
3	CC	137	ALA	2.1
36	BA	2111	C	2.1
36	DA	2146	C	2.1
3	AC	154	SER	2.1
43	BH	112	PRO	2.1
5	CE	5	ASP	2.1
19	AS	72	GLY	2.1
25	CZ	42	LYS	2.1
30	D4	2	LYS	2.1
7	CG	84	ASN	2.1
23	CW	18	G	2.1
25	CY	66	LEU	2.1
50	DR	11	ASN	2.1
51	BS	95	HIS	2.1
55	DW	107	LEU	2.1
20	CT	49	ALA	2.1
38	DC	34	ALA	2.1
2	CB	194	PRO	2.1
3	CC	151	VAL	2.1
3	CC	202	ILE	2.1
4	AD	152	SER	2.1
7	CG	112	PRO	2.1
16	CP	66	PRO	2.1
32	D6	38	LYS	2.1
43	BH	169	VAL	2.1
51	BS	85	VAL	2.1
23	AW	27	U	2.1
23	CW	50	U	2.1
2	CB	77	ALA	2.1

Continued on next page...

Continued from previous page...

Mol	Chain	Res	Type	RSRZ
5	CE	135	THR	2.1
51	DS	61	ASN	2.1
19	AS	10	PHE	2.1
11	CK	126	ARG	2.1
17	CQ	58	GLU	2.1
19	AS	29	ARG	2.1
11	AK	80	VAL	2.1
19	CS	31	ILE	2.1
25	CY	62	GLU	2.1
35	D9	16	VAL	2.1
11	CK	86	GLY	2.1
12	CL	31	PRO	2.1
36	BA	2178	C	2.1
47	DO	95	GLY	2.1
19	AS	61	TYR	2.1
19	AS	28	LYS	2.1
21	CU	10	ARG	2.1
29	B3	55	ARG	2.1
32	B6	46	HIS	2.1
39	BD	233	HIS	2.1
40	DE	96	PHE	2.1
42	DG	75	LYS	2.1
7	CG	74	GLU	2.1
32	B6	7	ILE	2.1
1	CA	1447	A	2.1
5	CE	139	LEU	2.1
36	DA	2207	G	2.1
2	AB	21	ARG	2.1
9	AI	125	TYR	2.1
12	CL	69	TYR	2.1
44	BI	43	ASN	2.1
51	BS	38	GLN	2.1
18	AR	51	LEU	2.1
58	BZ	12	GLY	2.1
3	CC	150	LYS	2.1
20	CT	70	SER	2.1
21	CU	3	LYS	2.1
58	DZ	130	PRO	2.1
32	D6	37	ARG	2.1
19	CS	52	TYR	2.1
25	AY	78	ALA	2.1
40	BE	127	ASP	2.1

Continued on next page...

Continued from previous page...

Mol	Chain	Res	Type	RSRZ
11	AK	87	THR	2.1
30	D4	27	THR	2.1
13	CM	102	ARG	2.1
14	AN	6	LEU	2.1
16	CP	30	GLY	2.1
4	CD	65	ARG	2.1
43	BH	13	LYS	2.1
58	BZ	158	PRO	2.1
3	CC	195	VAL	2.1
23	CW	57	A	2.1
35	D9	10	ILE	2.1
43	BH	115	VAL	2.1
26	D0	62	LEU	2.1
32	D6	14	THR	2.1
36	BA	2108	C	2.1
36	DA	2148	G	2.1
19	AS	42	PRO	2.1
3	CC	129	ALA	2.1
9	CI	125	TYR	2.1
25	CZ	40	GLU	2.1
44	DI	70	GLU	2.1
50	DR	84	ALA	2.1
5	AE	14	ARG	2.1
25	CY	49	LYS	2.1
35	D9	17	ILE	2.1
50	DR	83	ILE	2.1
18	AR	31	LEU	2.1
36	BA	1033	U	2.1
19	CS	10	PHE	2.1
39	DD	27	THR	2.1
36	BA	2160	G	2.1
37	BB	12	C	2.1
38	DC	17	PRO	2.1
39	BD	36	PRO	2.1
14	CN	7	ILE	2.1
3	CC	197	GLY	2.1
25	CY	64	HIS	2.1
1	CA	1040	U	2.1
23	CW	33	U	2.1
57	DY	43	ASN	2.1
2	AB	207	ALA	2.1
12	CL	30	ALA	2.1

Continued on next page...

Continued from previous page...

Mol	Chain	Res	Type	RSRZ
43	BH	160	LYS	2.1
12	CL	43	VAL	2.1
32	B6	52	VAL	2.1
35	B9	7	VAL	2.1
43	BH	38	SER	2.1
42	DG	125	PHE	2.1
2	AB	36	ARG	2.1
10	AJ	15	THR	2.1
20	CT	23	ARG	2.1
38	DC	206	LYS	2.1
10	CJ	20	ALA	2.1
17	CQ	6	LEU	2.1
28	D2	44	LEU	2.1
36	DA	229	A	2.1
1	CA	1366	C	2.1
11	AK	16	SER	2.1
37	DB	88	C	2.1
9	CI	66	ARG	2.0
44	DI	52	ARG	2.0
48	BP	64	LYS	2.0
16	CP	32	TYR	2.0
19	CS	27	GLU	2.0
3	AC	53	ALA	2.0
34	B8	64	TYR	2.0
38	BC	21	TYR	2.0
58	BZ	165	VAL	2.0
2	AB	214	ILE	2.0
20	AT	84	LEU	2.0
30	D4	54	GLY	2.0
54	BV	35	LEU	2.0
7	CG	11	GLN	2.0
10	AJ	70	ARG	2.0
35	D9	22	ARG	2.0
57	DY	64	GLU	2.0
58	DZ	60	GLU	2.0
21	CU	21	TYR	2.0
38	BC	199	ALA	2.0
2	CB	68	ILE	2.0
27	B1	22	GLY	2.0
31	D5	54	GLY	2.0
38	BC	18	ASN	2.0
58	DZ	5	LEU	2.0

Continued on next page...

Continued from previous page...

Mol	Chain	Res	Type	RSRZ
46	DN	70	LYS	2.0
27	D1	60	PHE	2.0
38	DC	181	PHE	2.0
57	BY	86	ARG	2.0
2	AB	119	GLU	2.0
7	AG	156	TRP	2.0
38	DC	228	HIS	2.0
59	CX	13	A	2.0
4	CD	174	LEU	2.0
19	CS	62	ILE	2.0
4	CD	209	ARG	2.0
13	CM	116	THR	2.0
19	CS	76	PRO	2.0
20	CT	96	GLY	2.0
4	CD	201	GLN	2.0
25	CY	17	GLN	2.0
44	BI	64	GLU	2.0
14	AN	60	SER	2.0
3	AC	130	VAL	2.0
25	AY	67	VAL	2.0
13	CM	5	ALA	2.0
25	AZ	168	TYR	2.0
46	BN	14	VAL	2.0
7	AG	16	LEU	2.0
15	CO	81	LEU	2.0
48	BP	114	ILE	2.0
58	BZ	157	LEU	2.0
7	CG	88	PRO	2.0
23	AW	16	C	2.0
42	DG	141	PHE	2.0
25	CZ	49	LYS	2.0
4	CD	64	LEU	2.0
11	AK	69	ALA	2.0
48	BP	65	ARG	2.0
1	AA	998	G	2.0
9	AI	64	THR	2.0
20	AT	9	ASN	2.0
23	CW	11	A	2.0
38	BC	43	GLU	2.0
48	DP	119	GLU	2.0
54	BV	32	THR	2.0
11	AK	82	VAL	2.0

Continued on next page...

Continued from previous page...

Mol	Chain	Res	Type	RSRZ
12	CL	66	VAL	2.0
20	CT	10	LEU	2.0
27	D1	85	LEU	2.0
35	D9	24	TYR	2.0
51	BS	30	ARG	2.0
58	BZ	38	TYR	2.0

6.2 Non-standard residues in protein, DNA, RNA chains [i](#)

In the following table, the Atoms column lists the number of modelled atoms in the group and the number defined in the chemical component dictionary. The B-factors column lists the minimum, median, 95th percentile and maximum values of B factors of atoms in the group. The column labelled 'Q< 0.9' lists the number of atoms with occupancy less than 0.9.

Mol	Type	Chain	Res	Atoms	RSCC	RSR	B-factors(Å ²)	Q<0.9
59	A2M	CX	20	23/24	0.59	0.36	168,174,200,200	0
24	A2M	AX	20	23/24	0.60	0.43	158,164,194,194	0
24	A2M	AX	21	23/24	0.83	0.35	140,147,161,184	0
59	OMU	CX	19	21/22	0.85	0.29	117,161,200,200	0
24	OMU	AX	19	21/22	0.85	0.29	99,130,198,198	0
59	A2M	CX	21	23/24	0.87	0.29	177,179,187,190	0
22	5MU	AV	54	21/22	0.93	0.23	114,133,152,153	0

6.3 Carbohydrates [i](#)

There are no monosaccharides in this entry.

6.4 Ligands [i](#)

In the following table, the Atoms column lists the number of modelled atoms in the group and the number defined in the chemical component dictionary. The B-factors column lists the minimum, median, 95th percentile and maximum values of B factors of atoms in the group. The column labelled 'Q< 0.9' lists the number of atoms with occupancy less than 0.9.

Mol	Type	Chain	Res	Atoms	RSCC	RSR	B-factors(Å ²)	Q<0.9
60	MG	AA	1618	1/1	-0.30	0.38	121,121,121,121	0
60	MG	AA	1633	1/1	-0.20	0.59	78,78,78,78	0
60	MG	CA	1640	1/1	-0.10	1.19	102,102,102,102	0
60	MG	DA	3009	1/1	-0.07	0.88	168,168,168,168	0
60	MG	CA	1607	1/1	-0.06	0.42	101,101,101,101	0

Continued on next page...

Continued from previous page...

Mol	Type	Chain	Res	Atoms	RSCC	RSR	B-factors(Å ²)	Q<0.9
60	MG	CA	1666	1/1	-0.02	0.60	137,137,137,137	1
60	MG	CA	1647	1/1	0.02	0.32	97,97,97,97	0
60	MG	BA	3094	1/1	0.05	0.97	100,100,100,100	0
60	MG	CA	1692	1/1	0.06	0.67	117,117,117,117	0
60	MG	BA	3017	1/1	0.11	0.66	117,117,117,117	0
60	MG	CA	1627	1/1	0.13	0.68	162,162,162,162	0
60	MG	AA	1623	1/1	0.13	0.66	100,100,100,100	0
60	MG	DA	2964	1/1	0.15	1.25	109,109,109,109	0
60	MG	AA	1612	1/1	0.18	1.12	102,102,102,102	0
60	MG	AA	1642	1/1	0.18	0.67	102,102,102,102	0
60	MG	BA	3101	1/1	0.21	0.83	123,123,123,123	0
60	MG	CA	1672	1/1	0.25	0.89	109,109,109,109	0
60	MG	AA	1645	1/1	0.25	1.24	99,99,99,99	0
60	MG	CA	1637	1/1	0.26	0.57	141,141,141,141	0
60	MG	BA	3045	1/1	0.28	0.21	88,88,88,88	0
60	MG	AA	1662	1/1	0.31	1.06	127,127,127,127	0
60	MG	BA	2901	1/1	0.31	0.30	145,145,145,145	0
60	MG	DA	3041	1/1	0.31	2.16	154,154,154,154	0
60	MG	BA	3001	1/1	0.32	0.20	157,157,157,157	0
60	MG	BA	3097	1/1	0.34	0.37	88,88,88,88	0
60	MG	BA	3051	1/1	0.35	0.75	72,72,72,72	0
60	MG	BA	3063	1/1	0.35	0.64	136,136,136,136	0
60	MG	DA	3082	1/1	0.35	0.77	77,77,77,77	0
60	MG	BA	3086	1/1	0.36	0.61	114,114,114,114	0
60	MG	CA	1650	1/1	0.36	1.29	127,127,127,127	0
60	MG	AA	1646	1/1	0.36	0.97	125,125,125,125	0
60	MG	AA	1638	1/1	0.37	0.13	139,139,139,139	1
60	MG	BA	3089	1/1	0.37	0.52	155,155,155,155	0
60	MG	AA	1627	1/1	0.38	1.24	101,101,101,101	0
60	MG	BA	2995	1/1	0.39	0.43	105,105,105,105	0
60	MG	AA	1665	1/1	0.39	2.52	121,121,121,121	0
60	MG	CA	1626	1/1	0.39	1.39	102,102,102,102	0
60	MG	DA	2901	1/1	0.40	0.79	136,136,136,136	0
60	MG	AA	1603	1/1	0.40	1.36	94,94,94,94	0
60	MG	AA	1652	1/1	0.40	0.35	103,103,103,103	1
60	MG	CA	1678	1/1	0.40	0.56	86,86,86,86	1
60	MG	BA	3030	1/1	0.40	0.75	96,96,96,96	0
60	MG	DA	3096	1/1	0.42	1.00	124,124,124,124	0
60	MG	CA	1612	1/1	0.43	0.56	102,102,102,102	0
60	MG	CA	1698	1/1	0.43	1.21	145,145,145,145	0
60	MG	BA	3084	1/1	0.44	0.85	126,126,126,126	0

Continued on next page...

Continued from previous page...

Mol	Type	Chain	Res	Atoms	RSCC	RSR	B-factors(\AA^2)	Q<0.9
60	MG	DA	3057	1/1	0.44	0.47	92,92,92,92	0
60	MG	DA	3081	1/1	0.45	0.57	104,104,104,104	0
60	MG	CA	1667	1/1	0.45	1.45	83,83,83,83	1
60	MG	BB	201	1/1	0.45	1.05	84,84,84,84	0
60	MG	BA	3046	1/1	0.46	0.49	112,112,112,112	0
60	MG	BA	3053	1/1	0.46	0.81	122,122,122,122	0
60	MG	DA	2990	1/1	0.46	0.65	88,88,88,88	0
60	MG	DA	3103	1/1	0.46	0.32	82,82,82,82	0
60	MG	DA	3099	1/1	0.47	0.62	108,108,108,108	0
60	MG	CA	1668	1/1	0.47	0.32	93,93,93,93	0
60	MG	DA	3122	1/1	0.47	1.24	79,79,79,79	0
60	MG	DA	2986	1/1	0.48	0.75	87,87,87,87	0
60	MG	BA	2977	1/1	0.48	1.11	107,107,107,107	0
60	MG	DA	2991	1/1	0.48	0.42	126,126,126,126	0
60	MG	DA	3048	1/1	0.49	0.62	129,129,129,129	0
60	MG	CA	1624	1/1	0.50	1.65	119,119,119,119	0
60	MG	CA	1665	1/1	0.50	0.60	111,111,111,111	1
60	MG	DA	3058	1/1	0.50	0.49	104,104,104,104	0
60	MG	AA	1675	1/1	0.51	0.43	93,93,93,93	0
60	MG	AA	1643	1/1	0.51	0.65	106,106,106,106	0
60	MG	BA	2988	1/1	0.52	0.69	117,117,117,117	0
60	MG	DA	3114	1/1	0.52	0.76	96,96,96,96	0
60	MG	DA	3018	1/1	0.52	0.42	114,114,114,114	0
60	MG	BA	3102	1/1	0.53	0.52	108,108,108,108	0
60	MG	CA	1634	1/1	0.54	0.34	122,122,122,122	0
60	MG	AA	1634	1/1	0.54	1.60	120,120,120,120	0
60	MG	DA	3004	1/1	0.54	0.52	113,113,113,113	0
60	MG	BA	3093	1/1	0.54	0.78	99,99,99,99	0
60	MG	DA	3071	1/1	0.54	0.87	123,123,123,123	0
60	MG	AA	1601	1/1	0.54	0.87	100,100,100,100	0
60	MG	DA	3008	1/1	0.55	0.24	92,92,92,92	0
60	MG	CA	1606	1/1	0.55	0.48	118,118,118,118	0
60	MG	DA	3117	1/1	0.55	0.92	123,123,123,123	0
60	MG	CA	1690	1/1	0.55	0.80	100,100,100,100	0
60	MG	BA	3088	1/1	0.56	0.39	105,105,105,105	0
60	MG	BA	3126	1/1	0.56	1.74	131,131,131,131	0
60	MG	BA	3100	1/1	0.56	0.48	117,117,117,117	0
60	MG	CA	1677	1/1	0.56	0.86	88,88,88,88	0
60	MG	AA	1691	1/1	0.56	0.38	96,96,96,96	0
60	MG	BA	3107	1/1	0.57	0.51	87,87,87,87	0
60	MG	DA	3019	1/1	0.57	0.88	112,112,112,112	0

Continued on next page...

Continued from previous page...

Mol	Type	Chain	Res	Atoms	RSCC	RSR	B-factors(\AA^2)	Q<0.9
60	MG	CA	1691	1/1	0.57	1.46	105,105,105,105	0
60	MG	BA	3098	1/1	0.57	0.68	89,89,89,89	0
60	MG	AA	1606	1/1	0.57	1.07	98,98,98,98	0
60	MG	AA	1641	1/1	0.58	0.59	93,93,93,93	0
60	MG	CA	1658	1/1	0.58	0.39	93,93,93,93	0
60	MG	DA	3106	1/1	0.59	0.77	143,143,143,143	0
60	MG	CA	1639	1/1	0.59	0.37	99,99,99,99	0
60	MG	CA	1686	1/1	0.59	0.54	94,94,94,94	0
60	MG	DA	3010	1/1	0.59	0.59	92,92,92,92	0
60	MG	DA	3124	1/1	0.59	1.96	98,98,98,98	0
60	MG	DA	3141	1/1	0.59	0.67	92,92,92,92	0
60	MG	AA	1649	1/1	0.60	0.72	124,124,124,124	0
60	MG	DA	3115	1/1	0.60	0.50	162,162,162,162	0
60	MG	DA	3098	1/1	0.61	0.61	107,107,107,107	0
60	MG	DA	3135	1/1	0.61	1.42	103,103,103,103	0
60	MG	CA	1662	1/1	0.61	0.69	113,113,113,113	0
60	MG	DA	3035	1/1	0.62	0.51	105,105,105,105	0
60	MG	CA	1644	1/1	0.62	0.68	94,94,94,94	0
60	MG	BA	2985	1/1	0.62	0.36	87,87,87,87	0
60	MG	DA	3055	1/1	0.62	0.26	106,106,106,106	0
60	MG	CA	1700	1/1	0.62	0.52	113,113,113,113	0
60	MG	CA	1702	1/1	0.62	1.22	96,96,96,96	0
60	MG	CA	1604	1/1	0.62	0.71	115,115,115,115	0
60	MG	DF	301	1/1	0.62	0.30	100,100,100,100	0
60	MG	CA	1601	1/1	0.63	0.87	86,86,86,86	0
60	MG	BA	3121	1/1	0.63	0.47	112,112,112,112	0
60	MG	DA	3088	1/1	0.64	0.80	110,110,110,110	0
60	MG	AA	1636	1/1	0.64	0.76	142,142,142,142	0
60	MG	AA	1608	1/1	0.65	0.44	81,81,81,81	0
60	MG	CG	201	1/1	0.65	0.53	83,83,83,83	1
60	MG	DA	3137	1/1	0.65	0.57	121,121,121,121	0
60	MG	DA	3090	1/1	0.65	0.69	106,106,106,106	0
60	MG	AA	1660	1/1	0.65	0.31	105,105,105,105	0
60	MG	AA	1604	1/1	0.66	0.39	132,132,132,132	0
60	MG	CA	1659	1/1	0.66	0.35	104,104,104,104	1
60	MG	BA	3064	1/1	0.66	0.48	86,86,86,86	0
60	MG	DA	3063	1/1	0.67	0.92	94,94,94,94	0
60	MG	DA	3068	1/1	0.67	1.07	102,102,102,102	0
60	MG	DA	3031	1/1	0.67	0.83	92,92,92,92	0
60	MG	DA	3077	1/1	0.67	0.61	96,96,96,96	0
60	MG	BA	3114	1/1	0.67	1.60	130,130,130,130	0

Continued on next page...

Continued from previous page...

Mol	Type	Chain	Res	Atoms	RSCC	RSR	B-factors(Å ²)	Q<0.9
60	MG	DA	3037	1/1	0.67	0.44	74,74,74,74	0
60	MG	BA	3020	1/1	0.67	0.63	103,103,103,103	0
60	MG	CA	1671	1/1	0.67	0.59	95,95,95,95	0
60	MG	CA	1653	1/1	0.67	0.61	127,127,127,127	0
60	MG	BA	3124	1/1	0.67	0.84	120,120,120,120	0
60	MG	DA	3029	1/1	0.67	0.65	99,99,99,99	0
60	MG	AA	1672	1/1	0.68	1.41	136,136,136,136	0
60	MG	BA	3007	1/1	0.68	0.33	125,125,125,125	0
60	MG	BA	3012	1/1	0.68	1.21	91,91,91,91	0
60	MG	AA	1677	1/1	0.68	0.24	114,114,114,114	0
60	MG	BA	3090	1/1	0.68	1.40	123,123,123,123	0
60	MG	BA	3083	1/1	0.69	0.52	87,87,87,87	0
60	MG	AA	1667	1/1	0.69	0.97	118,118,118,118	0
60	MG	DA	3022	1/1	0.69	0.31	81,81,81,81	0
60	MG	DA	3097	1/1	0.69	0.54	112,112,112,112	0
60	MG	DA	2972	1/1	0.69	0.60	100,100,100,100	0
60	MG	DA	3080	1/1	0.69	0.74	130,130,130,130	0
60	MG	DA	3102	1/1	0.69	0.38	80,80,80,80	0
60	MG	BA	3018	1/1	0.69	1.54	109,109,109,109	0
60	MG	CV	102	1/1	0.69	1.68	132,132,132,132	1
60	MG	DR	201	1/1	0.69	1.03	117,117,117,117	0
60	MG	BA	2966	1/1	0.70	0.40	92,92,92,92	0
60	MG	CA	1664	1/1	0.70	0.96	112,112,112,112	0
60	MG	BA	3115	1/1	0.70	0.84	85,85,85,85	0
60	MG	BA	2970	1/1	0.70	1.24	86,86,86,86	0
60	MG	BA	3106	1/1	0.70	0.74	97,97,97,97	0
60	MG	DA	2965	1/1	0.70	0.57	96,96,96,96	0
60	MG	DA	2969	1/1	0.70	0.83	84,84,84,84	0
60	MG	CA	1654	1/1	0.70	0.47	107,107,107,107	0
60	MG	AA	1686	1/1	0.70	1.39	99,99,99,99	0
60	MG	DA	3070	1/1	0.70	0.84	79,79,79,79	0
60	MG	DA	3100	1/1	0.70	0.81	113,113,113,113	0
60	MG	BA	3108	1/1	0.70	0.47	102,102,102,102	0
60	MG	CA	1696	1/1	0.71	1.18	162,162,162,162	0
60	MG	BA	2908	1/1	0.71	1.25	103,103,103,103	0
60	MG	DA	2929	1/1	0.71	0.70	94,94,94,94	0
60	MG	BA	2960	1/1	0.71	0.58	105,105,105,105	0
60	MG	DA	3003	1/1	0.71	0.90	69,69,69,69	1
60	MG	AA	1624	1/1	0.71	0.66	111,111,111,111	0
60	MG	AA	1670	1/1	0.71	1.39	130,130,130,130	0
60	MG	CA	1633	1/1	0.72	0.66	93,93,93,93	0

Continued on next page...

Continued from previous page...

Mol	Type	Chain	Res	Atoms	RSCC	RSR	B-factors(Å ²)	Q<0.9
60	MG	DA	3046	1/1	0.72	0.84	76,76,76,76	0
60	MG	BA	3022	1/1	0.72	0.46	125,125,125,125	0
60	MG	DA	3014	1/1	0.72	0.78	77,77,77,77	0
60	MG	CA	1688	1/1	0.72	0.95	103,103,103,103	0
60	MG	DA	3094	1/1	0.72	0.45	87,87,87,87	0
60	MG	CA	1618	1/1	0.72	0.55	83,83,83,83	0
60	MG	CA	1623	1/1	0.72	0.20	82,82,82,82	0
60	MG	DA	2999	1/1	0.72	0.22	94,94,94,94	0
60	MG	BA	3109	1/1	0.72	0.59	101,101,101,101	0
60	MG	AA	1689	1/1	0.72	0.27	98,98,98,98	0
60	MG	BA	3043	1/1	0.72	0.24	83,83,83,83	0
60	MG	DA	3056	1/1	0.73	0.47	126,126,126,126	0
60	MG	BA	3113	1/1	0.73	0.34	126,126,126,126	0
60	MG	BA	3080	1/1	0.73	0.58	115,115,115,115	0
60	MG	CA	1616	1/1	0.73	0.17	105,105,105,105	0
60	MG	CA	1641	1/1	0.73	1.46	94,94,94,94	0
60	MG	CA	1643	1/1	0.73	0.24	105,105,105,105	0
60	MG	BA	3006	1/1	0.73	0.39	91,91,91,91	0
60	MG	DA	3072	1/1	0.73	0.41	102,102,102,102	0
60	MG	DA	3017	1/1	0.73	0.12	97,97,97,97	0
60	MG	DB	201	1/1	0.73	0.43	69,69,69,69	0
60	MG	BA	3129	1/1	0.73	0.63	84,84,84,84	0
60	MG	DA	2962	1/1	0.73	0.48	89,89,89,89	0
60	MG	DX	101	1/1	0.73	0.73	72,72,72,72	1
60	MG	DA	2942	1/1	0.74	0.93	90,90,90,90	0
60	MG	CA	1685	1/1	0.74	0.33	115,115,115,115	0
60	MG	DA	3024	1/1	0.74	0.72	106,106,106,106	0
60	MG	CA	1699	1/1	0.74	0.38	134,134,134,134	0
60	MG	DA	3061	1/1	0.74	0.45	94,94,94,94	0
60	MG	BA	3011	1/1	0.74	0.77	106,106,106,106	0
60	MG	BA	2965	1/1	0.74	0.40	111,111,111,111	0
60	MG	BA	3096	1/1	0.74	0.32	84,84,84,84	0
60	MG	DA	3039	1/1	0.74	0.69	85,85,85,85	0
60	MG	BA	3008	1/1	0.74	0.67	96,96,96,96	0
60	MG	BF	301	1/1	0.74	0.55	100,100,100,100	0
60	MG	CA	1680	1/1	0.74	0.64	148,148,148,148	0
60	MG	DA	3105	1/1	0.74	0.33	93,93,93,93	0
60	MG	BA	3002	1/1	0.75	1.08	97,97,97,97	0
60	MG	BA	2975	1/1	0.75	0.32	92,92,92,92	0
60	MG	DA	2998	1/1	0.75	0.52	91,91,91,91	0
60	MG	AA	1661	1/1	0.75	0.96	94,94,94,94	0

Continued on next page...

Continued from previous page...

Mol	Type	Chain	Res	Atoms	RSCC	RSR	B-factors(Å ²)	Q<0.9
60	MG	CA	1670	1/1	0.75	0.09	153,153,153,153	0
60	MG	BA	3015	1/1	0.75	0.56	94,94,94,94	0
60	MG	DA	2949	1/1	0.75	0.91	102,102,102,102	0
60	MG	DA	3044	1/1	0.75	0.23	79,79,79,79	0
60	MG	CA	1629	1/1	0.76	0.98	95,95,95,95	0
60	MG	CA	1632	1/1	0.76	0.15	79,79,79,79	0
60	MG	BA	2920	1/1	0.76	1.17	98,98,98,98	0
60	MG	CA	1609	1/1	0.76	0.14	84,84,84,84	0
60	MG	CA	1636	1/1	0.76	0.51	90,90,90,90	0
60	MG	B1	101	1/1	0.76	0.56	113,113,113,113	0
60	MG	DA	3083	1/1	0.76	1.08	112,112,112,112	0
60	MG	CA	1613	1/1	0.76	0.41	89,89,89,89	0
60	MG	BA	3026	1/1	0.76	0.32	85,85,85,85	0
60	MG	DA	3091	1/1	0.76	0.34	107,107,107,107	0
60	MG	AA	1674	1/1	0.76	0.97	87,87,87,87	1
60	MG	CA	1622	1/1	0.76	0.51	93,93,93,93	0
60	MG	BA	3120	1/1	0.76	0.52	111,111,111,111	0
60	MG	CA	1603	1/1	0.76	0.86	113,113,113,113	0
60	MG	BA	3032	1/1	0.76	0.70	98,98,98,98	0
60	MG	AA	1650	1/1	0.76	0.71	111,111,111,111	0
60	MG	DA	2953	1/1	0.77	0.33	65,65,65,65	0
60	MG	BA	3066	1/1	0.77	0.99	113,113,113,113	0
60	MG	DA	3002	1/1	0.77	0.36	95,95,95,95	0
60	MG	BA	3078	1/1	0.77	0.33	104,104,104,104	0
60	MG	AA	1622	1/1	0.77	0.28	128,128,128,128	0
60	MG	AV	101	1/1	0.77	0.57	83,83,83,83	1
60	MG	BA	3035	1/1	0.77	0.18	86,86,86,86	0
60	MG	BA	3123	1/1	0.77	0.60	80,80,80,80	0
60	MG	DA	3085	1/1	0.77	0.51	86,86,86,86	0
60	MG	DA	3104	1/1	0.77	0.64	118,118,118,118	0
60	MG	AA	1635	1/1	0.77	0.30	111,111,111,111	0
60	MG	BA	2982	1/1	0.77	0.26	100,100,100,100	0
60	MG	DA	2975	1/1	0.78	1.21	138,138,138,138	0
60	MG	DA	3125	1/1	0.78	0.40	72,72,72,72	0
60	MG	DA	3132	1/1	0.78	0.57	120,120,120,120	0
60	MG	BA	2973	1/1	0.78	0.66	92,92,92,92	0
60	MG	BA	3081	1/1	0.78	0.64	103,103,103,103	0
60	MG	AA	1614	1/1	0.78	0.58	98,98,98,98	0
60	MG	CA	1689	1/1	0.78	0.69	75,75,75,75	0
60	MG	BA	2949	1/1	0.78	0.48	77,77,77,77	0
60	MG	DA	3034	1/1	0.78	0.29	72,72,72,72	0

Continued on next page...

Continued from previous page...

Mol	Type	Chain	Res	Atoms	RSCC	RSR	B-factors(Å ²)	Q<0.9
60	MG	AA	1695	1/1	0.78	0.36	105,105,105,105	0
60	MG	BA	2996	1/1	0.79	1.04	106,106,106,106	0
60	MG	BA	2983	1/1	0.79	0.34	108,108,108,108	0
60	MG	BA	3040	1/1	0.79	1.06	99,99,99,99	0
60	MG	CA	1694	1/1	0.79	0.94	112,112,112,112	0
60	MG	BA	3073	1/1	0.79	0.29	100,100,100,100	0
60	MG	CA	1687	1/1	0.79	0.41	119,119,119,119	0
60	MG	DA	3043	1/1	0.79	0.30	96,96,96,96	0
60	MG	AA	1625	1/1	0.79	0.46	85,85,85,85	0
60	MG	BA	3060	1/1	0.79	0.86	83,83,83,83	0
60	MG	CA	1675	1/1	0.80	0.31	122,122,122,122	0
60	MG	DA	3027	1/1	0.80	0.90	92,92,92,92	0
60	MG	BA	3128	1/1	0.80	0.45	117,117,117,117	0
60	MG	BA	3058	1/1	0.80	0.48	88,88,88,88	0
60	MG	DA	3128	1/1	0.80	1.26	92,92,92,92	0
60	MG	CA	1631	1/1	0.80	0.98	111,111,111,111	0
60	MG	AA	1651	1/1	0.80	0.32	113,113,113,113	0
60	MG	CA	1669	1/1	0.80	0.28	113,113,113,113	0
60	MG	DA	2951	1/1	0.80	1.03	91,91,91,91	0
60	MG	DA	3089	1/1	0.80	1.21	92,92,92,92	0
60	MG	BA	3038	1/1	0.80	0.34	90,90,90,90	0
60	MG	AA	1699	1/1	0.80	0.64	109,109,109,109	0
60	MG	AA	1693	1/1	0.80	0.96	119,119,119,119	0
60	MG	BA	2942	1/1	0.81	0.86	107,107,107,107	0
60	MG	AA	1609	1/1	0.81	0.86	106,106,106,106	0
60	MG	DA	3121	1/1	0.81	0.61	104,104,104,104	0
60	MG	DA	2956	1/1	0.81	0.48	63,63,63,63	0
60	MG	CA	1608	1/1	0.81	0.17	113,113,113,113	0
60	MG	CA	1652	1/1	0.81	0.77	148,148,148,148	0
60	MG	BA	3042	1/1	0.81	0.46	78,78,78,78	0
60	MG	CA	1703	1/1	0.81	0.31	107,107,107,107	0
60	MG	BA	3085	1/1	0.81	0.59	118,118,118,118	0
60	MG	BA	2976	1/1	0.81	0.50	66,66,66,66	0
60	MG	BA	2984	1/1	0.81	0.84	95,95,95,95	0
60	MG	CA	1660	1/1	0.81	0.84	95,95,95,95	0
60	MG	DA	2935	1/1	0.81	0.81	68,68,68,68	0
60	MG	BA	3062	1/1	0.81	0.61	89,89,89,89	0
60	MG	CA	1663	1/1	0.81	0.37	121,121,121,121	0
60	MG	AA	1656	1/1	0.82	0.25	140,140,140,140	0
60	MG	B0	101	1/1	0.82	0.50	98,98,98,98	0
60	MG	BA	2969	1/1	0.82	0.45	61,61,61,61	0
60	MG	BA	3025	1/1	0.82	0.74	95,95,95,95	0

Continued on next page...

Continued from previous page...

Mol	Type	Chain	Res	Atoms	RSCC	RSR	B-factors(\AA^2)	Q<0.9
60	MG	DA	3086	1/1	0.82	0.56	78,78,78,78	0
60	MG	DA	2961	1/1	0.82	0.61	90,90,90,90	0
60	MG	DA	2996	1/1	0.82	0.36	63,63,63,63	0
60	MG	BA	2955	1/1	0.82	1.12	109,109,109,109	0
60	MG	DA	3142	1/1	0.82	0.21	81,81,81,81	0
60	MG	DA	2963	1/1	0.82	0.53	70,70,70,70	0
60	MG	AA	1671	1/1	0.82	1.00	96,96,96,96	0
60	MG	BA	3118	1/1	0.82	1.47	110,110,110,110	0
60	MG	BA	2963	1/1	0.82	0.68	103,103,103,103	0
60	MG	BA	3016	1/1	0.83	0.23	102,102,102,102	0
60	MG	DA	3118	1/1	0.83	0.63	73,73,73,73	0
60	MG	DA	3013	1/1	0.83	0.98	89,89,89,89	0
60	MG	AA	1640	1/1	0.83	0.51	64,64,64,64	1
60	MG	CA	1611	1/1	0.83	0.42	97,97,97,97	0
60	MG	DA	3042	1/1	0.83	0.35	81,81,81,81	0
60	MG	BX	101	1/1	0.83	1.30	110,110,110,110	1
60	MG	BA	2905	1/1	0.83	0.44	58,58,58,58	0
60	MG	DA	3000	1/1	0.83	0.52	77,77,77,77	0
60	MG	DA	3047	1/1	0.83	0.23	112,112,112,112	0
60	MG	AA	1688	1/1	0.83	1.14	113,113,113,113	0
60	MG	DA	3053	1/1	0.83	0.40	71,71,71,71	0
60	MG	BA	3082	1/1	0.83	0.44	101,101,101,101	0
60	MG	BA	2952	1/1	0.83	0.83	87,87,87,87	0
60	MG	DA	2980	1/1	0.83	1.16	111,111,111,111	0
60	MG	BA	2992	1/1	0.83	0.54	61,61,61,61	0
60	MG	BA	3125	1/1	0.84	0.46	91,91,91,91	0
60	MG	DA	3101	1/1	0.84	0.12	88,88,88,88	0
60	MG	BA	3076	1/1	0.84	0.57	108,108,108,108	0
60	MG	BA	2971	1/1	0.84	0.13	52,52,52,52	0
60	MG	BA	2993	1/1	0.84	0.75	92,92,92,92	0
60	MG	DA	3023	1/1	0.84	0.38	103,103,103,103	0
60	MG	BA	2950	1/1	0.84	0.93	81,81,81,81	0
60	MG	AA	1637	1/1	0.84	0.55	99,99,99,99	0
60	MG	BA	3019	1/1	0.84	0.39	74,74,74,74	0
60	MG	CA	1655	1/1	0.84	0.68	111,111,111,111	0
60	MG	DA	2903	1/1	0.84	1.02	85,85,85,85	0
60	MG	BA	3049	1/1	0.84	0.44	65,65,65,65	0
60	MG	BA	2997	1/1	0.84	0.13	79,79,79,79	0
60	MG	AA	1617	1/1	0.84	0.46	104,104,104,104	0
60	MG	DA	3001	1/1	0.84	0.28	69,69,69,69	0
60	MG	AA	1613	1/1	0.84	1.48	114,114,114,114	0
60	MG	AA	1620	1/1	0.84	0.24	134,134,134,134	0

Continued on next page...

Continued from previous page...

Mol	Type	Chain	Res	Atoms	RSCC	RSR	B-factors(\AA^2)	Q<0.9
60	MG	BA	2921	1/1	0.84	0.34	98,98,98,98	0
60	MG	DA	3136	1/1	0.84	0.21	94,94,94,94	0
60	MG	DA	3045	1/1	0.84	0.96	104,104,104,104	0
60	MG	DA	3007	1/1	0.84	0.26	82,82,82,82	0
60	MG	BA	2930	1/1	0.84	1.33	117,117,117,117	0
60	MG	AA	1681	1/1	0.84	0.91	99,99,99,99	0
60	MG	BA	3037	1/1	0.84	0.82	79,79,79,79	0
60	MG	B5	102	1/1	0.84	0.56	79,79,79,79	0
60	MG	CA	1697	1/1	0.84	0.86	126,126,126,126	0
60	MG	AA	1639	1/1	0.85	0.41	98,98,98,98	1
60	MG	DA	2981	1/1	0.85	0.83	105,105,105,105	0
60	MG	D5	101	1/1	0.85	0.35	56,56,56,56	0
60	MG	DA	2960	1/1	0.85	0.67	59,59,59,59	0
60	MG	BA	3105	1/1	0.85	0.16	68,68,68,68	0
60	MG	DA	2992	1/1	0.85	0.38	75,75,75,75	0
60	MG	BA	3029	1/1	0.85	0.33	139,139,139,139	0
60	MG	CA	1615	1/1	0.85	0.69	127,127,127,127	0
60	MG	BA	3024	1/1	0.85	0.45	96,96,96,96	0
60	MG	DA	2940	1/1	0.85	0.73	72,72,72,72	0
60	MG	BA	3055	1/1	0.85	0.62	87,87,87,87	0
60	MG	BA	2902	1/1	0.85	0.33	155,155,155,155	0
60	MG	BA	3047	1/1	0.85	0.21	105,105,105,105	0
60	MG	DA	3075	1/1	0.85	0.36	75,75,75,75	0
60	MG	AA	1663	1/1	0.86	0.77	83,83,83,83	0
60	MG	CA	1682	1/1	0.86	0.16	151,151,151,151	0
60	MG	CA	1610	1/1	0.86	0.20	116,116,116,116	0
60	MG	BA	3072	1/1	0.86	0.85	89,89,89,89	0
60	MG	AA	1678	1/1	0.86	0.54	121,121,121,121	0
60	MG	CA	1628	1/1	0.86	0.42	66,66,66,66	0
60	MG	BA	3075	1/1	0.86	0.19	100,100,100,100	0
60	MG	DA	2979	1/1	0.86	0.32	57,57,57,57	0
60	MG	AA	1621	1/1	0.86	0.38	95,95,95,95	0
60	MG	BA	2937	1/1	0.86	0.75	70,70,70,70	0
60	MG	DA	2984	1/1	0.86	0.60	120,120,120,120	0
60	MG	BA	3132	1/1	0.86	0.48	116,116,116,116	0
60	MG	BA	2953	1/1	0.86	1.12	113,113,113,113	0
60	MG	DA	3069	1/1	0.87	0.58	73,73,73,73	0
60	MG	AA	1664	1/1	0.87	0.26	90,90,90,90	0
60	MG	DA	3021	1/1	0.87	0.28	81,81,81,81	0
60	MG	BA	2994	1/1	0.87	0.27	77,77,77,77	0
60	MG	BA	2938	1/1	0.87	0.30	67,67,67,67	0
60	MG	DA	3127	1/1	0.87	1.24	112,112,112,112	0

Continued on next page...

Continued from previous page...

Mol	Type	Chain	Res	Atoms	RSCC	RSR	B-factors(\AA^2)	Q<0.9
60	MG	AA	1648	1/1	0.87	0.72	92,92,92,92	0
60	MG	DA	3078	1/1	0.87	0.71	122,122,122,122	0
60	MG	BA	3130	1/1	0.87	0.30	111,111,111,111	0
60	MG	BA	3104	1/1	0.87	0.24	115,115,115,115	0
60	MG	BA	3068	1/1	0.87	1.41	103,103,103,103	0
60	MG	DA	3011	1/1	0.87	0.38	88,88,88,88	0
60	MG	BA	2919	1/1	0.87	0.50	75,75,75,75	0
60	MG	BA	2932	1/1	0.87	0.36	61,61,61,61	0
60	MG	DA	3015	1/1	0.87	0.47	76,76,76,76	0
60	MG	CA	1642	1/1	0.87	1.27	97,97,97,97	0
60	MG	BA	3014	1/1	0.87	0.39	74,74,74,74	0
60	MG	BA	3087	1/1	0.88	0.97	112,112,112,112	0
60	MG	CA	1684	1/1	0.88	0.38	101,101,101,101	0
60	MG	CA	1646	1/1	0.88	0.55	119,119,119,119	0
60	MG	DA	3033	1/1	0.88	0.19	100,100,100,100	0
60	MG	BA	3023	1/1	0.88	1.15	79,79,79,79	0
60	MG	DA	3093	1/1	0.88	0.48	86,86,86,86	0
60	MG	BA	3103	1/1	0.88	1.04	107,107,107,107	0
60	MG	BA	3079	1/1	0.88	0.88	72,72,72,72	0
60	MG	BA	3122	1/1	0.88	0.74	84,84,84,84	0
60	MG	DA	2997	1/1	0.88	0.18	79,79,79,79	0
60	MG	DA	3134	1/1	0.88	0.73	89,89,89,89	0
60	MG	DA	3016	1/1	0.88	0.16	83,83,83,83	0
60	MG	AA	1657	1/1	0.88	0.34	121,121,121,121	0
60	MG	AA	1631	1/1	0.88	0.69	87,87,87,87	0
60	MG	AA	1632	1/1	0.88	0.77	75,75,75,75	0
60	MG	BA	3013	1/1	0.88	0.30	72,72,72,72	0
60	MG	BA	2987	1/1	0.88	0.72	100,100,100,100	0
60	MG	BA	3031	1/1	0.88	0.85	108,108,108,108	0
60	MG	AA	1615	1/1	0.88	0.95	84,84,84,84	0
60	MG	DA	3025	1/1	0.88	0.56	51,51,51,51	0
60	MG	AA	1647	1/1	0.89	0.39	104,104,104,104	0
60	MG	CA	1681	1/1	0.89	0.25	113,113,113,113	1
60	MG	AA	1629	1/1	0.89	0.52	65,65,65,65	1
60	MG	DA	3131	1/1	0.89	0.80	102,102,102,102	0
60	MG	BA	3009	1/1	0.89	0.98	117,117,117,117	0
60	MG	DA	2985	1/1	0.89	0.26	85,85,85,85	0
60	MG	BB	202	1/1	0.89	0.90	117,117,117,117	0
60	MG	DA	3112	1/1	0.89	0.81	83,83,83,83	0
60	MG	CV	101	1/1	0.89	0.40	67,67,67,67	0
60	MG	BA	3021	1/1	0.89	0.14	79,79,79,79	0
60	MG	DA	3020	1/1	0.89	0.23	50,50,50,50	0

Continued on next page...

Continued from previous page...

Mol	Type	Chain	Res	Atoms	RSCC	RSR	B-factors(\AA^2)	Q<0.9
60	MG	AA	1628	1/1	0.89	0.48	87,87,87,87	0
60	MG	BA	2939	1/1	0.89	0.47	50,50,50,50	0
60	MG	DA	3059	1/1	0.89	1.06	110,110,110,110	0
60	MG	DA	2978	1/1	0.89	0.53	85,85,85,85	0
60	MG	BA	2998	1/1	0.90	0.62	88,88,88,88	0
60	MG	BA	2990	1/1	0.90	0.36	81,81,81,81	0
60	MG	BA	2931	1/1	0.90	0.41	72,72,72,72	0
60	MG	BA	2945	1/1	0.90	0.93	73,73,73,73	0
60	MG	AA	1703	1/1	0.90	1.31	102,102,102,102	0
60	MG	DA	3074	1/1	0.90	0.71	96,96,96,96	0
60	MG	AA	1611	1/1	0.90	0.22	82,82,82,82	0
60	MG	AA	1701	1/1	0.90	0.65	71,71,71,71	0
60	MG	BA	2909	1/1	0.90	0.50	64,64,64,64	0
60	MG	DA	3049	1/1	0.90	0.50	85,85,85,85	0
60	MG	BA	3116	1/1	0.90	0.27	91,91,91,91	0
60	MG	BA	3131	1/1	0.90	0.59	79,79,79,79	0
60	MG	BA	3091	1/1	0.90	0.46	79,79,79,79	0
60	MG	DA	2993	1/1	0.90	0.31	79,79,79,79	0
60	MG	DA	2994	1/1	0.90	0.60	52,52,52,52	0
60	MG	DA	2908	1/1	0.90	0.93	83,83,83,83	0
60	MG	BA	3092	1/1	0.90	0.57	82,82,82,82	0
60	MG	DA	3116	1/1	0.90	0.86	104,104,104,104	0
60	MG	CA	1645	1/1	0.90	0.21	68,68,68,68	0
60	MG	BA	2948	1/1	0.91	0.35	67,67,67,67	0
60	MG	BA	2904	1/1	0.91	0.76	56,56,56,56	0
60	MG	BA	2927	1/1	0.91	0.67	59,59,59,59	0
60	MG	DA	2970	1/1	0.91	0.13	47,47,47,47	0
60	MG	BA	2968	1/1	0.91	1.08	72,72,72,72	0
60	MG	CA	1625	1/1	0.91	0.59	96,96,96,96	0
60	MG	DA	2915	1/1	0.91	0.41	64,64,64,64	0
60	MG	DA	2916	1/1	0.91	0.81	53,53,53,53	0
60	MG	DA	3095	1/1	0.91	0.33	98,98,98,98	0
60	MG	BA	3052	1/1	0.91	0.23	99,99,99,99	0
60	MG	DA	3130	1/1	0.91	1.38	115,115,115,115	0
60	MG	BA	2916	1/1	0.91	0.30	71,71,71,71	0
60	MG	BA	2940	1/1	0.91	0.53	64,64,64,64	0
60	MG	AA	1685	1/1	0.91	0.30	66,66,66,66	0
60	MG	BA	3059	1/1	0.91	0.47	95,95,95,95	0
60	MG	BA	2999	1/1	0.91	0.77	121,121,121,121	0
60	MG	BA	3110	1/1	0.91	1.16	101,101,101,101	0
60	MG	DA	3138	1/1	0.91	0.42	113,113,113,113	0
60	MG	BA	3111	1/1	0.91	0.93	103,103,103,103	0

Continued on next page...

Continued from previous page...

Mol	Type	Chain	Res	Atoms	RSCC	RSR	B-factors(\AA^2)	Q<0.9
60	MG	AA	1673	1/1	0.91	0.09	79,79,79,79	0
60	MG	BA	2961	1/1	0.91	0.73	78,78,78,78	0
60	MG	DA	2995	1/1	0.91	0.74	75,75,75,75	0
60	MG	BA	3136	1/1	0.91	0.64	106,106,106,106	0
60	MG	BA	3028	1/1	0.91	0.46	89,89,89,89	0
60	MG	DA	2922	1/1	0.92	0.41	59,59,59,59	0
60	MG	DA	2924	1/1	0.92	0.23	87,87,87,87	0
60	MG	BA	2991	1/1	0.92	0.47	122,122,122,122	0
60	MG	DA	2983	1/1	0.92	0.32	93,93,93,93	0
60	MG	BA	2967	1/1	0.92	0.67	57,57,57,57	0
60	MG	AA	1690	1/1	0.92	0.82	96,96,96,96	0
60	MG	CA	1617	1/1	0.92	0.14	93,93,93,93	0
60	MG	DA	2948	1/1	0.92	0.63	60,60,60,60	0
60	MG	CA	1676	1/1	0.92	0.32	119,119,119,119	0
60	MG	CA	1602	1/1	0.92	0.14	92,92,92,92	0
60	MG	DA	3054	1/1	0.92	0.79	80,80,80,80	0
60	MG	CA	1638	1/1	0.92	0.37	81,81,81,81	0
60	MG	AA	1659	1/1	0.92	1.13	113,113,113,113	0
60	MG	DA	2958	1/1	0.92	0.23	96,96,96,96	0
60	MG	BA	3054	1/1	0.92	0.41	94,94,94,94	0
60	MG	DA	3133	1/1	0.92	0.73	87,87,87,87	0
60	MG	CA	1661	1/1	0.92	0.41	81,81,81,81	0
60	MG	BA	2946	1/1	0.92	0.29	66,66,66,66	0
60	MG	AA	1607	1/1	0.92	0.16	107,107,107,107	0
60	MG	BA	3077	1/1	0.92	0.36	84,84,84,84	0
60	MG	BA	3044	1/1	0.92	0.77	108,108,108,108	0
60	MG	AA	1668	1/1	0.92	0.61	109,109,109,109	0
60	MG	AA	1696	1/1	0.92	0.82	90,90,90,90	0
60	MG	DA	2913	1/1	0.92	0.49	70,70,70,70	0
60	MG	AA	1619	1/1	0.92	0.17	72,72,72,72	0
60	MG	CA	1648	1/1	0.92	0.14	71,71,71,71	0
60	MG	DA	3076	1/1	0.92	0.29	119,119,119,119	0
61	ZN	CN	101	1/1	0.92	0.04	153,153,153,153	0
60	MG	AA	1692	1/1	0.93	1.16	101,101,101,101	0
60	MG	CA	1695	1/1	0.93	0.74	80,80,80,80	0
60	MG	BA	3095	1/1	0.93	0.21	97,97,97,97	0
60	MG	BA	3074	1/1	0.93	0.20	104,104,104,104	0
60	MG	AA	1700	1/1	0.93	1.33	111,111,111,111	0
60	MG	BA	2989	1/1	0.93	0.68	87,87,87,87	0
60	MG	BA	2933	1/1	0.93	0.66	77,77,77,77	0
60	MG	BA	2951	1/1	0.93	0.22	63,63,63,63	0
60	MG	AA	1683	1/1	0.93	0.43	89,89,89,89	0

Continued on next page...

Continued from previous page...

Mol	Type	Chain	Res	Atoms	RSCC	RSR	B-factors(Å ²)	Q<0.9
60	MG	BA	2918	1/1	0.93	0.87	64,64,64,64	0
60	MG	CL	201	1/1	0.93	0.51	87,87,87,87	1
60	MG	BA	2954	1/1	0.93	0.34	66,66,66,66	0
60	MG	BA	3056	1/1	0.93	0.28	55,55,55,55	0
60	MG	AA	1687	1/1	0.93	0.20	74,74,74,74	0
60	MG	BA	2957	1/1	0.93	0.38	63,63,63,63	0
60	MG	DA	3065	1/1	0.93	0.90	75,75,75,75	0
60	MG	BA	2903	1/1	0.93	0.79	97,97,97,97	0
60	MG	DA	2904	1/1	0.93	0.82	49,49,49,49	0
60	MG	DA	3119	1/1	0.93	0.90	75,75,75,75	0
60	MG	DA	2905	1/1	0.93	0.45	59,59,59,59	0
60	MG	BA	3061	1/1	0.93	0.62	71,71,71,71	0
60	MG	BA	3039	1/1	0.93	0.50	67,67,67,67	0
60	MG	DA	3073	1/1	0.93	0.56	87,87,87,87	0
60	MG	DA	2914	1/1	0.93	0.42	49,49,49,49	0
60	MG	BP	201	1/1	0.93	0.21	71,71,71,71	0
60	MG	BA	2978	1/1	0.93	0.81	134,134,134,134	0
60	MG	AA	1655	1/1	0.93	0.36	94,94,94,94	1
60	MG	DA	2987	1/1	0.93	0.18	86,86,86,86	0
60	MG	DA	2989	1/1	0.93	0.59	79,79,79,79	0
60	MG	DA	3030	1/1	0.93	0.31	101,101,101,101	0
60	MG	BA	3065	1/1	0.93	1.01	122,122,122,122	0
60	MG	DA	3032	1/1	0.93	0.55	67,67,67,67	0
60	MG	AA	1698	1/1	0.93	1.43	80,80,80,80	0
60	MG	DA	2932	1/1	0.93	0.60	64,64,64,64	0
60	MG	BA	2964	1/1	0.93	0.42	80,80,80,80	0
60	MG	DA	2936	1/1	0.93	0.24	59,59,59,59	0
60	MG	CA	1605	1/1	0.93	0.20	104,104,104,104	0
60	MG	BA	2906	1/1	0.93	0.40	100,100,100,100	0
60	MG	DA	3092	1/1	0.93	0.47	86,86,86,86	0
60	MG	DA	2945	1/1	0.93	0.22	57,57,57,57	0
60	MG	DA	2947	1/1	0.93	0.18	51,51,51,51	0
60	MG	BA	2944	1/1	0.94	0.40	58,58,58,58	0
60	MG	BA	3069	1/1	0.94	0.18	87,87,87,87	0
60	MG	DA	2919	1/1	0.94	0.85	73,73,73,73	0
60	MG	BA	3070	1/1	0.94	0.86	118,118,118,118	0
60	MG	AX	101	1/1	0.94	0.74	96,96,96,96	0
60	MG	DA	3060	1/1	0.94	0.48	107,107,107,107	0
60	MG	CA	1635	1/1	0.94	0.12	98,98,98,98	0
60	MG	DA	3062	1/1	0.94	0.38	49,49,49,49	0
60	MG	DA	2931	1/1	0.94	0.44	52,52,52,52	0
60	MG	DA	3107	1/1	0.94	0.68	59,59,59,59	0

Continued on next page...

Continued from previous page...

Mol	Type	Chain	Res	Atoms	RSCC	RSR	B-factors(\AA^2)	Q<0.9
60	MG	DA	3110	1/1	0.94	0.74	63,63,63,63	0
60	MG	BA	2956	1/1	0.94	0.61	64,64,64,64	0
60	MG	DA	3113	1/1	0.94	0.49	96,96,96,96	0
60	MG	AA	1610	1/1	0.94	0.31	84,84,84,84	0
60	MG	AA	1626	1/1	0.94	0.16	99,99,99,99	0
60	MG	BA	3005	1/1	0.94	0.70	85,85,85,85	0
60	MG	BA	3135	1/1	0.94	0.47	83,83,83,83	0
60	MG	DA	3028	1/1	0.94	0.57	123,123,123,123	0
60	MG	DA	2943	1/1	0.94	0.24	59,59,59,59	0
60	MG	AA	1666	1/1	0.94	0.27	84,84,84,84	0
60	MG	BA	2974	1/1	0.94	0.95	68,68,68,68	0
60	MG	BA	2962	1/1	0.94	0.76	64,64,64,64	0
60	MG	CA	1620	1/1	0.94	1.10	115,115,115,115	0
60	MG	DA	3126	1/1	0.94	0.79	76,76,76,76	0
60	MG	DA	2950	1/1	0.94	0.36	55,55,55,55	0
60	MG	AA	1697	1/1	0.94	1.11	127,127,127,127	0
60	MG	CA	1673	1/1	0.94	0.48	116,116,116,116	0
60	MG	DA	3038	1/1	0.94	0.62	77,77,77,77	0
60	MG	BA	3117	1/1	0.94	0.49	72,72,72,72	0
60	MG	AA	1684	1/1	0.94	0.85	103,103,103,103	0
60	MG	BA	3119	1/1	0.94	0.98	99,99,99,99	0
60	MG	DA	3087	1/1	0.94	0.69	68,68,68,68	0
60	MG	D1	101	1/1	0.94	0.92	92,92,92,92	0
60	MG	BA	2929	1/1	0.94	0.71	65,65,65,65	0
60	MG	CA	1651	1/1	0.94	0.10	144,144,144,144	0
60	MG	BA	3027	1/1	0.94	0.56	51,51,51,51	0
60	MG	BA	2980	1/1	0.94	0.61	82,82,82,82	0
60	MG	CA	1683	1/1	0.94	0.13	93,93,93,93	0
60	MG	BA	2913	1/1	0.94	0.53	59,59,59,59	0
60	MG	DA	3050	1/1	0.94	1.43	105,105,105,105	0
60	MG	CA	1630	1/1	0.94	0.18	105,105,105,105	0
61	ZN	AN	101	1/1	0.94	0.04	153,153,153,153	0
61	ZN	CD	301	1/1	0.94	0.10	106,106,106,106	0
60	MG	CA	1657	1/1	0.94	0.28	56,56,56,56	1
60	MG	CA	1679	1/1	0.95	0.55	79,79,79,79	0
60	MG	BA	3067	1/1	0.95	0.21	93,93,93,93	0
60	MG	BA	2936	1/1	0.95	0.76	58,58,58,58	0
60	MG	BA	2959	1/1	0.95	0.48	59,59,59,59	0
60	MG	DA	3120	1/1	0.95	0.49	71,71,71,71	0
60	MG	DA	3026	1/1	0.95	0.35	78,78,78,78	0
60	MG	CA	1614	1/1	0.95	0.29	87,87,87,87	0
60	MG	BA	3057	1/1	0.95	0.52	73,73,73,73	0

Continued on next page...

Continued from previous page...

Mol	Type	Chain	Res	Atoms	RSCC	RSR	B-factors(\AA^2)	Q<0.9
60	MG	BA	2941	1/1	0.95	0.58	49,49,49,49	0
60	MG	BA	3036	1/1	0.95	0.30	97,97,97,97	0
60	MG	DA	2971	1/1	0.95	0.64	66,66,66,66	0
60	MG	B5	101	1/1	0.95	0.42	76,76,76,76	0
60	MG	DA	2938	1/1	0.95	0.34	45,45,45,45	0
60	MG	BA	3000	1/1	0.95	0.46	52,52,52,52	1
60	MG	DA	2941	1/1	0.95	0.24	45,45,45,45	0
60	MG	DA	3036	1/1	0.95	0.50	59,59,59,59	0
60	MG	CA	1621	1/1	0.95	0.13	96,96,96,96	0
60	MG	BA	3050	1/1	0.95	0.83	116,116,116,116	0
60	MG	DA	2902	1/1	0.95	0.15	152,152,152,152	0
60	MG	DA	3040	1/1	0.95	0.41	64,64,64,64	0
60	MG	BA	2986	1/1	0.95	0.63	81,81,81,81	0
60	MG	CA	1674	1/1	0.95	0.28	137,137,137,137	0
60	MG	CA	1693	1/1	0.95	0.55	65,65,65,65	0
60	MG	DA	2907	1/1	0.95	0.66	51,51,51,51	0
60	MG	DA	3108	1/1	0.95	0.53	61,61,61,61	0
60	MG	BA	3134	1/1	0.95	0.73	75,75,75,75	0
60	MG	BA	2972	1/1	0.95	0.75	76,76,76,76	0
60	MG	DA	2955	1/1	0.95	0.26	54,54,54,54	0
60	MG	BA	3041	1/1	0.95	0.52	71,71,71,71	0
60	MG	BA	2943	1/1	0.95	0.80	56,56,56,56	0
60	MG	AA	1658	1/1	0.96	0.65	92,92,92,92	0
60	MG	DA	2946	1/1	0.96	0.32	57,57,57,57	0
60	MG	BA	2923	1/1	0.96	0.50	78,78,78,78	0
60	MG	BA	2925	1/1	0.96	0.32	97,97,97,97	0
60	MG	AA	1676	1/1	0.96	0.25	104,104,104,104	0
60	MG	BA	3133	1/1	0.96	1.11	73,73,73,73	0
60	MG	AA	1605	1/1	0.96	0.33	66,66,66,66	0
60	MG	BA	3010	1/1	0.96	0.42	88,88,88,88	0
60	MG	DA	2954	1/1	0.96	0.25	57,57,57,57	0
60	MG	BA	2907	1/1	0.96	0.56	55,55,55,55	0
60	MG	DA	2909	1/1	0.96	0.68	55,55,55,55	0
60	MG	AA	1653	1/1	0.96	0.40	94,94,94,94	0
60	MG	B1	102	1/1	0.96	0.71	83,83,83,83	0
60	MG	DA	3123	1/1	0.96	0.62	82,82,82,82	0
60	MG	BA	2979	1/1	0.96	0.22	103,103,103,103	0
60	MG	DA	3006	1/1	0.96	0.52	65,65,65,65	0
60	MG	BA	3033	1/1	0.96	0.41	92,92,92,92	0
60	MG	DA	2918	1/1	0.96	0.66	59,59,59,59	0
60	MG	BA	3034	1/1	0.96	0.15	82,82,82,82	0
60	MG	DA	3129	1/1	0.96	0.28	113,113,113,113	0

Continued on next page...

Continued from previous page...

Mol	Type	Chain	Res	Atoms	RSCC	RSR	B-factors(Å ²)	Q<0.9
60	MG	DA	2921	1/1	0.96	0.46	49,49,49,49	0
60	MG	AA	1654	1/1	0.96	0.50	139,139,139,139	0
60	MG	DA	2923	1/1	0.96	0.29	52,52,52,52	0
60	MG	CA	1649	1/1	0.96	0.12	82,82,82,82	0
60	MG	DA	2926	1/1	0.96	0.74	47,47,47,47	0
60	MG	DA	2974	1/1	0.96	0.70	92,92,92,92	0
60	MG	DA	2928	1/1	0.96	0.41	42,42,42,42	0
60	MG	BA	2981	1/1	0.96	0.15	88,88,88,88	0
60	MG	DA	2930	1/1	0.96	0.47	55,55,55,55	0
60	MG	DA	3140	1/1	0.96	0.69	77,77,77,77	0
60	MG	BA	3099	1/1	0.96	0.25	117,117,117,117	0
60	MG	CA	1701	1/1	0.96	0.53	58,58,58,58	0
60	MG	BA	2914	1/1	0.96	0.39	83,83,83,83	0
60	MG	AA	1694	1/1	0.96	0.54	102,102,102,102	0
60	MG	AA	1702	1/1	0.96	0.76	74,74,74,74	0
60	MG	AA	1682	1/1	0.96	0.39	98,98,98,98	0
60	MG	AL	201	1/1	0.96	0.40	125,125,125,125	1
60	MG	BA	3127	1/1	0.96	0.42	84,84,84,84	0
60	MG	BA	3004	1/1	0.96	0.31	63,63,63,63	0
60	MG	AA	1616	1/1	0.97	0.40	84,84,84,84	0
60	MG	DA	3052	1/1	0.97	0.27	57,57,57,57	0
60	MG	AA	1669	1/1	0.97	0.28	96,96,96,96	0
60	MG	DA	2988	1/1	0.97	0.22	111,111,111,111	0
60	MG	DA	2967	1/1	0.97	0.66	51,51,51,51	0
60	MG	BA	2926	1/1	0.97	0.40	58,58,58,58	0
60	MG	BA	2917	1/1	0.97	0.85	58,58,58,58	0
60	MG	AA	1679	1/1	0.97	0.61	100,100,100,100	0
60	MG	BA	3071	1/1	0.97	0.44	61,61,61,61	0
60	MG	DA	2973	1/1	0.97	0.63	51,51,51,51	0
60	MG	DA	2937	1/1	0.97	0.34	45,45,45,45	0
60	MG	AA	1680	1/1	0.97	0.30	75,75,75,75	0
60	MG	DA	2977	1/1	0.97	0.15	104,104,104,104	0
60	MG	DA	3139	1/1	0.97	0.87	69,69,69,69	0
60	MG	DA	3064	1/1	0.97	0.24	66,66,66,66	0
60	MG	DA	2906	1/1	0.97	0.33	67,67,67,67	0
60	MG	BA	2912	1/1	0.97	0.78	71,71,71,71	0
60	MG	DA	2959	1/1	0.97	0.62	61,61,61,61	0
60	MG	AA	1602	1/1	0.97	0.59	131,131,131,131	0
60	MG	DA	2982	1/1	0.97	0.80	75,75,75,75	0
60	MG	DA	2925	1/1	0.97	0.42	58,58,58,58	0
60	MG	BA	2922	1/1	0.97	0.49	53,53,53,53	0
60	MG	DA	3005	1/1	0.97	0.58	53,53,53,53	0

Continued on next page...

Continued from previous page...

Mol	Type	Chain	Res	Atoms	RSCC	RSR	B-factors(\AA^2)	Q<0.9
60	MG	DA	2911	1/1	0.97	0.57	62,62,62,62	0
60	MG	BA	3048	1/1	0.98	0.27	87,87,87,87	0
60	MG	BA	2947	1/1	0.98	0.65	88,88,88,88	0
60	MG	DA	2912	1/1	0.98	0.52	45,45,45,45	0
60	MG	BA	2958	1/1	0.98	0.18	76,76,76,76	0
60	MG	DA	2927	1/1	0.98	0.79	52,52,52,52	0
60	MG	BA	2924	1/1	0.98	0.27	52,52,52,52	0
60	MG	DA	2966	1/1	0.98	0.69	48,48,48,48	0
60	MG	DA	3051	1/1	0.98	0.29	56,56,56,56	0
60	MG	BA	2915	1/1	0.98	0.35	51,51,51,51	0
60	MG	BA	3003	1/1	0.98	0.66	68,68,68,68	0
60	MG	DA	2917	1/1	0.98	0.86	58,58,58,58	0
60	MG	DA	3079	1/1	0.98	0.15	131,131,131,131	0
60	MG	DA	3012	1/1	0.98	0.30	53,53,53,53	0
60	MG	BA	2911	1/1	0.98	0.75	74,74,74,74	0
60	MG	DA	2933	1/1	0.98	0.50	53,53,53,53	0
60	MG	DA	3109	1/1	0.98	0.66	45,45,45,45	0
60	MG	DA	2952	1/1	0.98	0.47	56,56,56,56	0
60	MG	DA	3111	1/1	0.98	1.00	62,62,62,62	0
60	MG	DA	3084	1/1	0.98	0.21	103,103,103,103	0
60	MG	DA	2934	1/1	0.98	0.40	86,86,86,86	0
60	MG	CA	1619	1/1	0.98	0.10	67,67,67,67	0
60	MG	DA	2920	1/1	0.98	0.17	75,75,75,75	0
60	MG	CA	1656	1/1	0.98	0.60	90,90,90,90	0
60	MG	DA	2957	1/1	0.98	0.55	66,66,66,66	0
60	MG	AA	1644	1/1	0.98	0.09	141,141,141,141	0
61	ZN	AD	301	1/1	0.98	0.17	106,106,106,106	0
60	MG	DA	2939	1/1	0.98	0.51	41,41,41,41	0
60	MG	DA	3066	1/1	0.98	0.52	102,102,102,102	0
60	MG	DA	3067	1/1	0.98	0.50	52,52,52,52	0
60	MG	DA	2910	1/1	0.99	0.34	57,57,57,57	0
60	MG	BA	2935	1/1	0.99	0.50	110,110,110,110	0
60	MG	BA	2928	1/1	0.99	0.99	63,63,63,63	0
60	MG	BA	3112	1/1	0.99	0.64	47,47,47,47	0
60	MG	BA	2910	1/1	0.99	0.25	75,75,75,75	0
60	MG	DA	2976	1/1	0.99	0.68	53,53,53,53	0
60	MG	AA	1630	1/1	0.99	0.10	109,109,109,109	1
60	MG	DA	2968	1/1	0.99	0.48	43,43,43,43	0
60	MG	DA	2944	1/1	0.99	0.41	74,74,74,74	0
60	MG	BA	2934	1/1	0.99	0.47	55,55,55,55	0

6.5 Other polymers [i](#)

There are no such residues in this entry.