



Full wwPDB EM Validation Report ⓘ

Nov 20, 2022 – 10:36 am GMT

PDB ID : 4V8T
EMDB ID : EMD-2169
Title : Cryo-EM Structure of the 60S Ribosomal Subunit in Complex with Arx1 and Re1
Authors : Greber, B.J.; Boehringer, D.; Montellese, C.; Ban, N.
Deposited on : 2012-08-07
Resolution : 8.10 Å (reported)
Based on initial models : 3U5I, 3U5H

This is a Full wwPDB EM Validation Report for a publicly released PDB entry.

We welcome your comments at validation@mail.wwpdb.org

A user guide is available at

<https://www.wwpdb.org/validation/2017/EMValidationReportHelp>

with specific help available everywhere you see the ⓘ symbol.

The types of validation reports are described at

<http://www.wwpdb.org/validation/2017/FAQs#types>.

The following versions of software and data (see [references ⓘ](#)) were used in the production of this report:

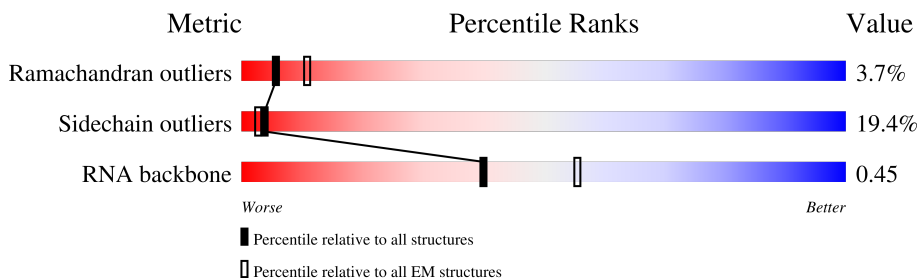
EMDB validation analysis : 0.0.1.dev43
MolProbity : 4.02b-467
Percentile statistics : 20191225.v01 (using entries in the PDB archive December 25th 2019)
MapQ : 1.9.9
Ideal geometry (proteins) : Engh & Huber (2001)
Ideal geometry (DNA, RNA) : Parkinson et al. (1996)
Validation Pipeline (wwPDB-VP) : 2.31.2

1 Overall quality at a glance

The following experimental techniques were used to determine the structure:
ELECTRON MICROSCOPY

The reported resolution of this entry is 8.10 Å.

Percentile scores (ranging between 0-100) for global validation metrics of the entry are shown in the following graphic. The table shows the number of entries on which the scores are based.



Metric	Whole archive (#Entries)	EM structures (#Entries)
Ramachandran outliers	154571	4023
Sidechain outliers	154315	3826
RNA backbone	4643	859

The table below summarises the geometric issues observed across the polymeric chains and their fit to the map. The red, orange, yellow and green segments of the bar indicate the fraction of residues that contain outliers for ≥ 3 , 2, 1 and 0 types of geometric quality criteria respectively. A grey segment represents the fraction of residues that are not modelled. The numeric value for each fraction is indicated below the corresponding segment, with a dot representing fractions $\leq 5\%$. The upper red bar (where present) indicates the fraction of residues that have poor fit to the EM map (all-atom inclusion $< 40\%$). The numeric value is given above the bar.

Mol	Chain	Length	Quality of chain
1	A	254	<div style="display: flex; justify-content: space-between;"> 37% 81% 17% .. </div>
2	B	387	<div style="display: flex; justify-content: space-between;"> 17% 79% 18% . </div>
3	C	362	<div style="display: flex; justify-content: space-between;"> 17% 75% 21% . </div>
4	D	297	<div style="display: flex; justify-content: space-between;"> 8% 80% 18% .. </div>
5	E	176	<div style="display: flex; justify-content: space-between;"> 5% 73% 15% . 11% </div>
6	F	244	<div style="display: flex; justify-content: space-between;"> 10% 76% 14% . 9% </div>
7	G	256	<div style="display: flex; justify-content: space-between;"> 5% 68% 21% . 10% </div>
8	H	191	<div style="display: flex; justify-content: space-between;"> 7% 78% 20% . </div>

Continued on next page...

Continued from previous page...

Mol	Chain	Length	Quality of chain
9	I	221	
10	J	174	
11	K	155	
12	L	199	
13	M	138	
14	N	204	
15	O	219	
16	P	184	
17	Q	186	
18	R	189	
19	S	172	
20	T	160	
21	U	121	
22	V	137	
23	W	155	
24	X	142	
25	Y	127	
26	Z	136	
27	a	149	
28	b	59	
29	c	105	
30	d	113	
31	e	130	
32	f	107	
33	g	121	

Continued on next page...

Continued from previous page...

Mol	Chain	Length	Quality of chain
34	h	120	5% 76% 22%
35	i	100	9% 67% 28%
36	j	88	22% 74% 25%
37	k	78	76% 23%
38	l	51	35% 75% 22%
39	m	128	7% 30% 9% 59%
40	n	25	100% 72% 20% 8%
41	o	106	27% 82% 16%
42	p	92	14% 87% 12%
43	q	312	36% 35% 10% 54%
44	r	47	100%
45	s	46	100%
46	t	614	7% 47% 13% 38%
47	1	114	8% 100%
48	5	3396	35% 48% 10% 7%
49	7	121	45% 46% 9%
50	8	158	49% 40% 11%

2 Entry composition [i](#)

There are 51 unique types of molecules in this entry. The entry contains 130050 atoms, of which 0 are hydrogens and 0 are deuteriums.

In the tables below, the AltConf column contains the number of residues with at least one atom in alternate conformation and the Trace column contains the number of residues modelled with at most 2 atoms.

- Molecule 1 is a protein called 60S RIBOSOMAL PROTEIN L2-B.

Mol	Chain	Residues	Atoms					AltConf	Trace
			Total	C	N	O	S		
1	A	252	Total	C	N	O	S	0	0
			1912	1190	388	333	1		

- Molecule 2 is a protein called 60S RIBOSOMAL PROTEIN L3.

Mol	Chain	Residues	Atoms					AltConf	Trace
			Total	C	N	O	S		
2	B	386	Total	C	N	O	S	0	0
			3075	1950	584	533	8		

- Molecule 3 is a protein called 60S RIBOSOMAL PROTEIN L4-A.

Mol	Chain	Residues	Atoms					AltConf	Trace
			Total	C	N	O	S		
3	C	361	Total	C	N	O	S	0	0
			2748	1729	522	494	3		

- Molecule 4 is a protein called 60S RIBOSOMAL PROTEIN L5.

Mol	Chain	Residues	Atoms					AltConf	Trace
			Total	C	N	O	S		
4	D	294	Total	C	N	O	S	0	0
			2359	1489	412	456	2		

- Molecule 5 is a protein called 60S RIBOSOMAL PROTEIN L6-A.

Mol	Chain	Residues	Atoms					AltConf	Trace
			Total	C	N	O	S		
5	E	157	Total	C	N	O	S	0	0
			1248	806	224	217	1		

- Molecule 6 is a protein called 60S RIBOSOMAL PROTEIN L7-A.

Mol	Chain	Residues	Atoms					AltConf	Trace
			Total	C	N	O	S		
6	F	223	Total	C	N	O	S	0	0
			1791	1155	325	310	1		

- Molecule 7 is a protein called 60S RIBOSOMAL PROTEIN L8-A.

Mol	Chain	Residues	Atoms					AltConf	Trace
			Total	C	N	O	S		
7	G	231	Total	C	N	O	S	0	0
			1763	1130	316	314	3		

- Molecule 8 is a protein called 60S RIBOSOMAL PROTEIN L9-A.

Mol	Chain	Residues	Atoms					AltConf	Trace
			Total	C	N	O	S		
8	H	191	Total	C	N	O	S	0	0
			1518	963	274	277	4		

- Molecule 9 is a protein called 60S RIBOSOMAL PROTEIN L10.

Mol	Chain	Residues	Atoms					AltConf	Trace
			Total	C	N	O	S		
9	I	213	Total	C	N	O	S	0	0
			1722	1094	325	297	6		

- Molecule 10 is a protein called 60S RIBOSOMAL PROTEIN L11-B.

Mol	Chain	Residues	Atoms					AltConf	Trace
			Total	C	N	O	S		
10	J	169	Total	C	N	O	S	0	0
			1353	847	253	249	4		

There is a discrepancy between the modelled and reference sequences:

Chain	Residue	Modelled	Actual	Comment	Reference
J	3	ALA	THR	conflict	UNP Q3E757

- Molecule 11 is a protein called 60S RIBOSOMAL PROTEIN L12.

Mol	Chain	Residues	Atoms				AltConf	Trace
			Total	C	N	O		
11	K	150	Total	C	N	O	0	0
			750	450	150	150		

- Molecule 12 is a protein called 60S RIBOSOMAL PROTEIN L13-A.

Mol	Chain	Residues	Atoms				AltConf	Trace
			Total	C	N	O		
12	L	194	Total	C	N	O	0	0
			1548	965	316	267		

- Molecule 13 is a protein called 60S RIBOSOMAL PROTEIN L14-A.

Mol	Chain	Residues	Atoms					AltConf	Trace
			Total	C	N	O	S		
13	M	137	1059	678	200	179	2	0	0

- Molecule 14 is a protein called 60S RIBOSOMAL PROTEIN L15-A.

Mol	Chain	Residues	Atoms					AltConf	Trace
			Total	C	N	O	S		
14	N	203	1720	1077	361	281	1	0	0

- Molecule 15 is a protein called 60S RIBOSOMAL PROTEIN L16-A.

Mol	Chain	Residues	Atoms					AltConf	Trace
			Total	C	N	O	S		
15	O	197	3119	2008	581	528	2	197	0

There are 20 discrepancies between the modelled and reference sequences:

Chain	Residue	Modelled	Actual	Comment	Reference
O	3	SER	VAL	microheterogeneity	UNP P26784
O	4	GLN	GLU	microheterogeneity	UNP P26784
O	11	ALA	GLY	microheterogeneity	UNP P26784
O	13	ASP	GLY	microheterogeneity	UNP P26784
O	16	LEU	VAL	microheterogeneity	UNP P26784
O	22	THR	VAL	microheterogeneity	UNP P26784
O	23	ILE	VAL	microheterogeneity	UNP P26784
O	27	VAL	LEU	microheterogeneity	UNP P26784
O	40	ALA	GLU	microheterogeneity	UNP P26784
O	80	LEU	PHE	microheterogeneity	UNP P26784
O	84	ILE	LEU	microheterogeneity	UNP P26784
O	104	ILE	VAL	microheterogeneity	UNP P26784
O	158	ASP	ALA	microheterogeneity	UNP P26784
O	163	ARG	SER	microheterogeneity	UNP P26784
O	179	SER	ALA	microheterogeneity	UNP P26784
O	182	SER	ASN	microheterogeneity	UNP P26784
O	184	ALA	THR	microheterogeneity	UNP P26784
O	186	ALA	SER	microheterogeneity	UNP P26784
O	196	ALA	SER	microheterogeneity	UNP P26784
O	197	LEU	PHE	microheterogeneity	UNP P26784

- Molecule 16 is a protein called 60S RIBOSOMAL PROTEIN L17-A.

Mol	Chain	Residues	Atoms				AltConf	Trace
			Total	C	N	O		
16	P	155	1227	764	238	225	0	0

- Molecule 17 is a protein called 60S RIBOSOMAL PROTEIN L18-B.

Mol	Chain	Residues	Atoms					AltConf	Trace
			Total	C	N	O	S		
17	Q	185	1441	908	290	241	2	0	0

- Molecule 18 is a protein called 60S RIBOSOMAL PROTEIN L19-B.

Mol	Chain	Residues	Atoms				AltConf	Trace
			Total	C	N	O		
18	R	188	1521	935	326	260	0	0

- Molecule 19 is a protein called 60S RIBOSOMAL PROTEIN L20-A.

Mol	Chain	Residues	Atoms					AltConf	Trace
			Total	C	N	O	S		
19	S	172	1445	930	267	244	4	0	0

- Molecule 20 is a protein called 60S RIBOSOMAL PROTEIN L21-A.

Mol	Chain	Residues	Atoms					AltConf	Trace
			Total	C	N	O	S		
20	T	159	1276	805	246	221	4	0	0

- Molecule 21 is a protein called 60S RIBOSOMAL PROTEIN L22-A.

Mol	Chain	Residues	Atoms				AltConf	Trace
			Total	C	N	O		
21	U	98	778	505	127	146	0	0

- Molecule 22 is a protein called 60S RIBOSOMAL PROTEIN L23-A.

Mol	Chain	Residues	Atoms					AltConf	Trace
			Total	C	N	O	S		
22	V	136	1003	628	189	179	7	0	0

- Molecule 23 is a protein called 60S RIBOSOMAL PROTEIN L24-A.

Mol	Chain	Residues	Atoms					AltConf	Trace
			Total	C	N	O	S		
23	W	135	1038	651	206	180	1	0	0

- Molecule 24 is a protein called 60S RIBOSOMAL PROTEIN L25.

Mol	Chain	Residues	Atoms					AltConf	Trace
			Total	C	N	O	S		
24	X	120	959	617	168	172	2	0	0

- Molecule 25 is a protein called 60S RIBOSOMAL PROTEIN L26-A.

Mol	Chain	Residues	Atoms				AltConf	Trace
			Total	C	N	O		
25	Y	126	993	625	192	176	0	0

- Molecule 26 is a protein called 60S RIBOSOMAL PROTEIN L27-A.

Mol	Chain	Residues	Atoms				AltConf	Trace
			Total	C	N	O		
26	Z	135	1092	710	202	180	0	0

- Molecule 27 is a protein called 60S RIBOSOMAL PROTEIN L28.

Mol	Chain	Residues	Atoms					AltConf	Trace
			Total	C	N	O	S		
27	a	148	1173	749	231	190	3	0	0

- Molecule 28 is a protein called 60S RIBOSOMAL PROTEIN L29.

Mol	Chain	Residues	Atoms				AltConf	Trace
			Total	C	N	O		
28	b	58	462	289	100	73	0	0

- Molecule 29 is a protein called 60S RIBOSOMAL PROTEIN L32.

Mol	Chain	Residues	Atoms					AltConf	Trace
			Total	C	N	O	S		
29	c	100	767	492	128	146	1	0	0

- Molecule 30 is a protein called 60S RIBOSOMAL PROTEIN L31-A.

Mol	Chain	Residues	Atoms					AltConf	Trace
30	d	109	Total	C	N	O	S	0	0
			883	559	167	156	1		

- Molecule 31 is a protein called 60S RIBOSOMAL PROTEIN L30.

Mol	Chain	Residues	Atoms					AltConf	Trace
31	e	127	Total	C	N	O	S	0	0
			1020	647	205	167	1		

- Molecule 32 is a protein called 60S RIBOSOMAL PROTEIN L33-A.

Mol	Chain	Residues	Atoms					AltConf	Trace
32	f	106	Total	C	N	O	S	0	0
			850	540	165	144	1		

- Molecule 33 is a protein called 60S RIBOSOMAL PROTEIN L34-A.

Mol	Chain	Residues	Atoms					AltConf	Trace
33	g	112	Total	C	N	O	S	0	0
			880	545	179	152	4		

- Molecule 34 is a protein called 60S RIBOSOMAL PROTEIN L35-A.

Mol	Chain	Residues	Atoms					AltConf	Trace
34	h	119	Total	C	N	O	S	0	0
			965	612	185	167	1		

- Molecule 35 is a protein called 60S RIBOSOMAL PROTEIN L36-A.

Mol	Chain	Residues	Atoms					AltConf	Trace
35	i	99	Total	C	N	O	S	0	0
			770	481	156	131	2		

- Molecule 36 is a protein called 60S RIBOSOMAL PROTEIN L37-A.

Mol	Chain	Residues	Atoms					AltConf	Trace
36	j	87	Total	C	N	O	S	0	0
			681	414	148	114	5		

- Molecule 37 is a protein called 60S RIBOSOMAL PROTEIN L38.

Mol	Chain	Residues	Atoms				AltConf	Trace
37	k	77	Total	C	N	O	0	0
			608	388	114	106		

- Molecule 38 is a protein called 60S RIBOSOMAL PROTEIN L39.

Mol	Chain	Residues	Atoms					AltConf	Trace
38	l	50	Total	C	N	O	S	0	0
			436	272	97	65	2		

- Molecule 39 is a protein called 60S RIBOSOMAL PROTEIN L40.

Mol	Chain	Residues	Atoms					AltConf	Trace
39	m	52	Total	C	N	O	S	0	0
			417	259	86	67	5		

- Molecule 40 is a protein called 60S RIBOSOMAL PROTEIN L41-A.

Mol	Chain	Residues	Atoms					AltConf	Trace
40	n	25	Total	C	N	O	S	0	0
			233	142	63	27	1		

- Molecule 41 is a protein called 60S RIBOSOMAL PROTEIN L42-A.

Mol	Chain	Residues	Atoms					AltConf	Trace
41	o	105	Total	C	N	O	S	0	0
			847	534	170	138	5		

- Molecule 42 is a protein called 60S RIBOSOMAL PROTEIN L43-A.

Mol	Chain	Residues	Atoms					AltConf	Trace
42	p	91	Total	C	N	O	S	0	0
			694	429	138	121	6		

- Molecule 43 is a protein called 60S ACIDIC RIBOSOMAL PROTEIN P0.

Mol	Chain	Residues	Atoms					AltConf	Trace
43	q	143	Total	C	N	O	S	0	0
			1077	687	192	195	3		

There are 23 discrepancies between the modelled and reference sequences:

Chain	Residue	Modelled	Actual	Comment	Reference
q	199	UNK	SER	SEE REMARK 999	UNP P05317
q	200	UNK	SER	SEE REMARK 999	UNP P05317
q	201	UNK	ILE	SEE REMARK 999	UNP P05317
q	202	UNK	LEU	SEE REMARK 999	UNP P05317
q	203	UNK	ASP	SEE REMARK 999	UNP P05317
q	204	UNK	ILE	SEE REMARK 999	UNP P05317
q	205	UNK	THR	SEE REMARK 999	UNP P05317
q	206	UNK	ASP	SEE REMARK 999	UNP P05317
q	207	UNK	GLU	SEE REMARK 999	UNP P05317
q	208	UNK	GLU	SEE REMARK 999	UNP P05317
q	209	UNK	LEU	SEE REMARK 999	UNP P05317
q	210	UNK	VAL	SEE REMARK 999	UNP P05317
q	211	UNK	SER	SEE REMARK 999	UNP P05317
q	212	UNK	HIS	SEE REMARK 999	UNP P05317
q	213	UNK	PHE	SEE REMARK 999	UNP P05317
q	214	UNK	VAL	SEE REMARK 999	UNP P05317
q	215	UNK	SER	SEE REMARK 999	UNP P05317
q	216	UNK	ALA	SEE REMARK 999	UNP P05317
q	217	UNK	VAL	SEE REMARK 999	UNP P05317
q	218	UNK	SER	SEE REMARK 999	UNP P05317
q	219	UNK	THR	SEE REMARK 999	UNP P05317
q	220	UNK	ILE	SEE REMARK 999	UNP P05317
q	221	UNK	ALA	SEE REMARK 999	UNP P05317

- Molecule 44 is a protein called RIBOSOMAL PROTEIN P1 ALPHA.

Mol	Chain	Residues	Atoms				AltConf	Trace
44	r	47	Total	C	N	O	0	0
			235	141	47	47		

- Molecule 45 is a protein called RIBOSOMAL PROTEIN P2 BETA.

Mol	Chain	Residues	Atoms				AltConf	Trace
45	s	46	Total	C	N	O	0	0
			230	138	46	46		

- Molecule 46 is a protein called PROBABLE METALLOPROTEASE ARX1.

Mol	Chain	Residues	Atoms					AltConf	Trace
46	t	380	Total	C	N	O	S	0	0
			2938	1853	511	563	11		

- Molecule 47 is a RNA chain called ES27 OF THE 25S RRNA.

Mol	Chain	Residues	Atoms	AltConf	Trace
47	1	114	Total P 114 114	0	114

- Molecule 48 is a RNA chain called 25S RIBOSOMAL RNA.

Mol	Chain	Residues	Atoms					AltConf	Trace
48	5	3150	Total	C	N	O	P	0	0
			67376	30095	12145	21987	3149		

- Molecule 49 is a RNA chain called 5S RIBOSOMAL RNA.

Mol	Chain	Residues	Atoms					AltConf	Trace
49	7	121	Total	C	N	O	P	0	0
			2579	1152	461	845	121		

- Molecule 50 is a RNA chain called 5.8S RIBOSOMAL RNA.

Mol	Chain	Residues	Atoms					AltConf	Trace
50	8	158	Total	C	N	O	P	0	0
			3353	1500	586	1109	158		

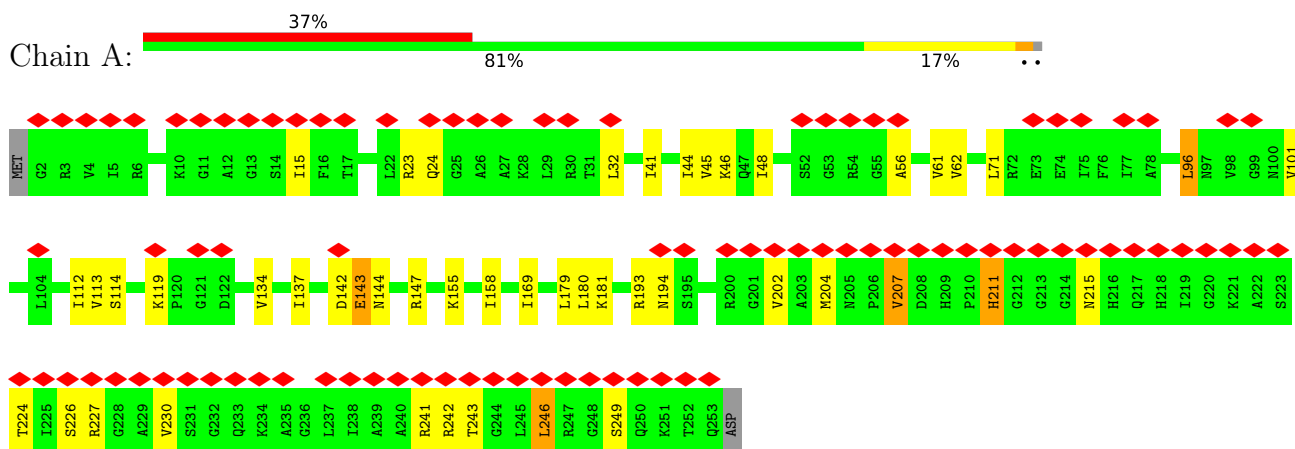
- Molecule 51 is ZINC ION (three-letter code: ZN) (formula: Zn).

Mol	Chain	Residues	Atoms	AltConf
51	j	1	Total Zn 1 1	0
51	m	1	Total Zn 1 1	0
51	o	1	Total Zn 1 1	0
51	p	1	Total Zn 1 1	0

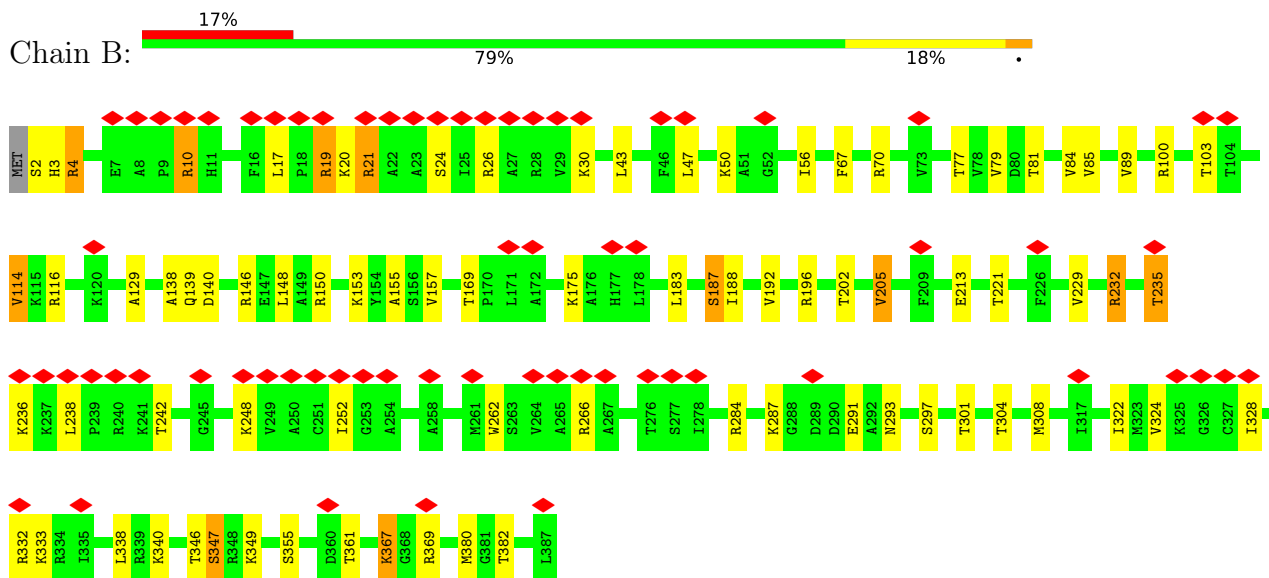
3 Residue-property plots

These plots are drawn for all protein, RNA, DNA and oligosaccharide chains in the entry. The first graphic for a chain summarises the proportions of the various outlier classes displayed in the second graphic. The second graphic shows the sequence view annotated by issues in geometry and atom inclusion in map density. Residues are color-coded according to the number of geometric quality criteria for which they contain at least one outlier: green = 0, yellow = 1, orange = 2 and red = 3 or more. A red diamond above a residue indicates a poor fit to the EM map for this residue (all-atom inclusion < 40%). Stretches of 2 or more consecutive residues without any outlier are shown as a green connector. Residues present in the sample, but not in the model, are shown in grey.

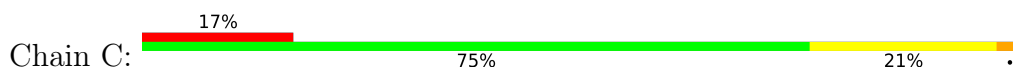
- Molecule 1: 60S RIBOSOMAL PROTEIN L2-B

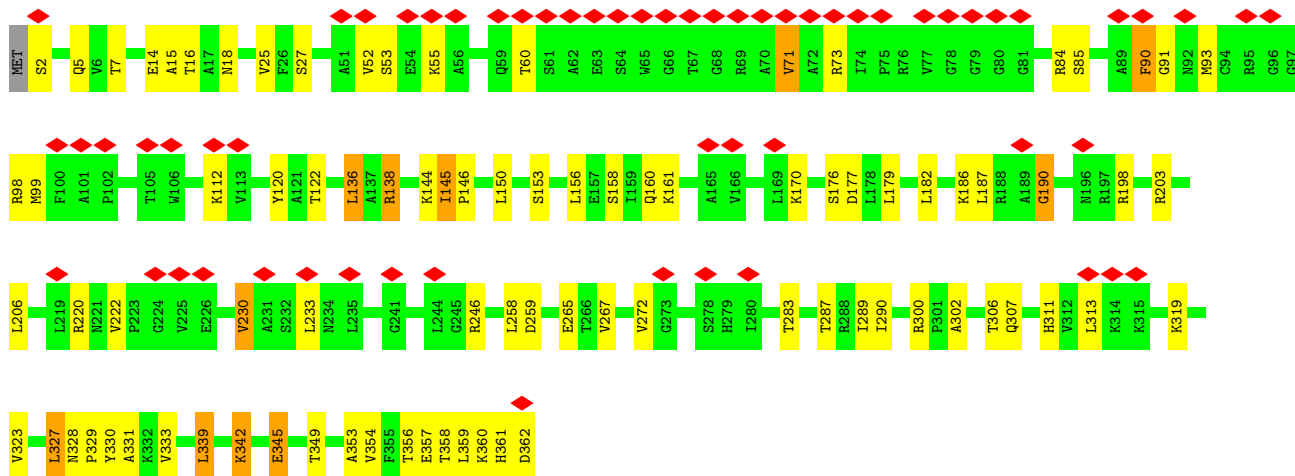


- Molecule 2: 60S RIBOSOMAL PROTEIN L3

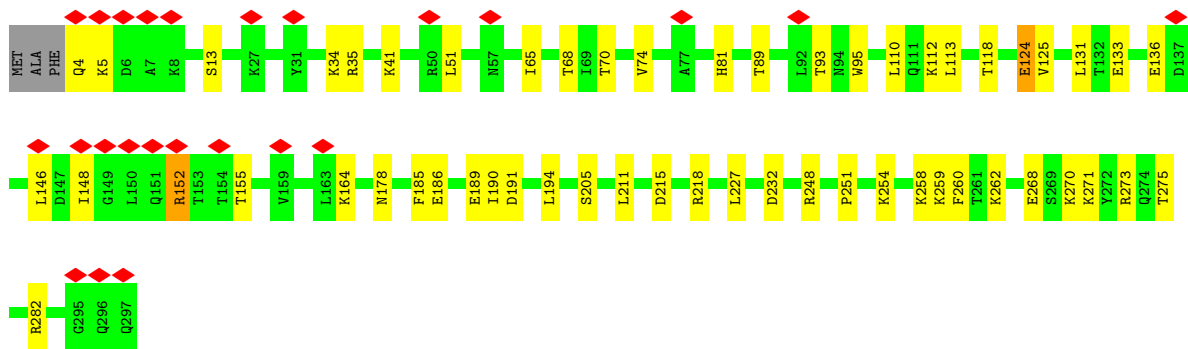
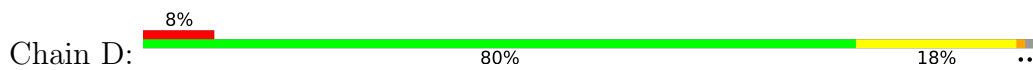


- Molecule 3: 60S RIBOSOMAL PROTEIN L4-A

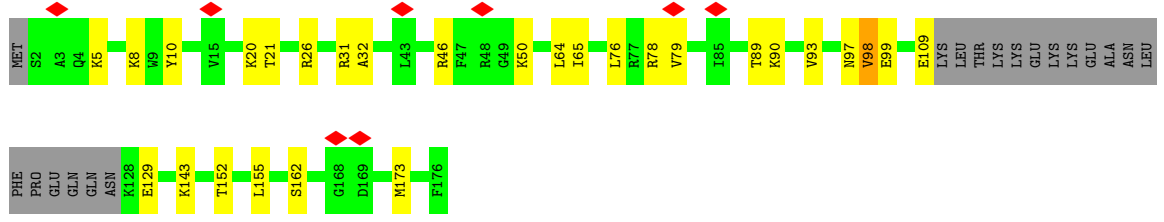




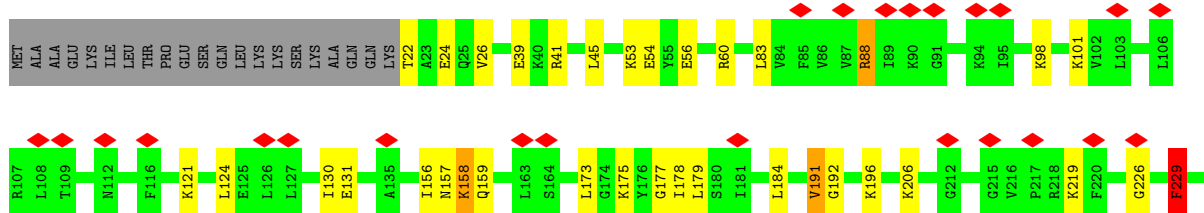
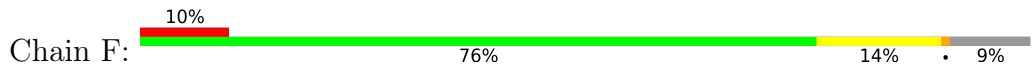
• Molecule 4: 60S RIBOSOMAL PROTEIN L5

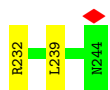


• Molecule 5: 60S RIBOSOMAL PROTEIN L6-A

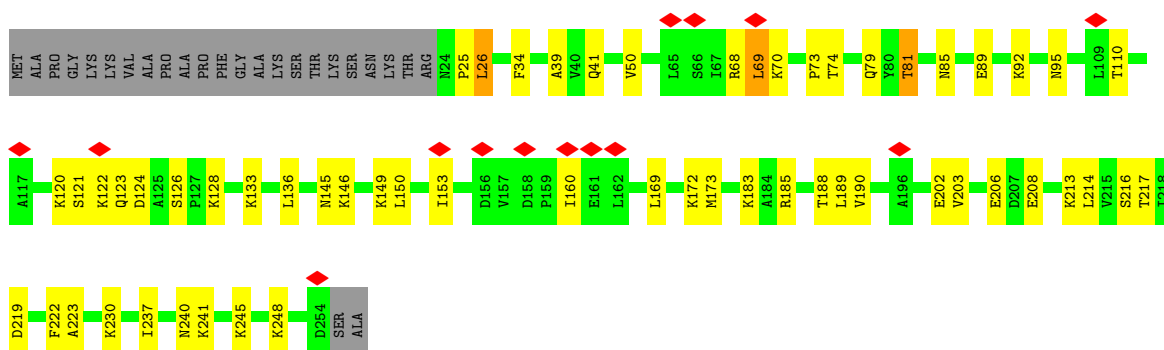


• Molecule 6: 60S RIBOSOMAL PROTEIN L7-A

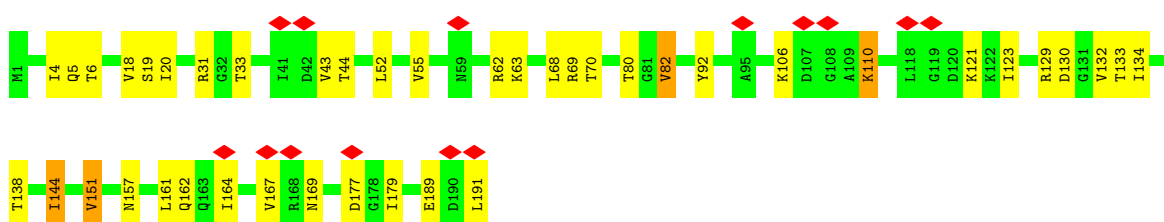
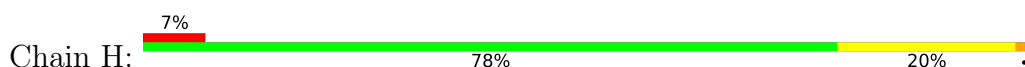




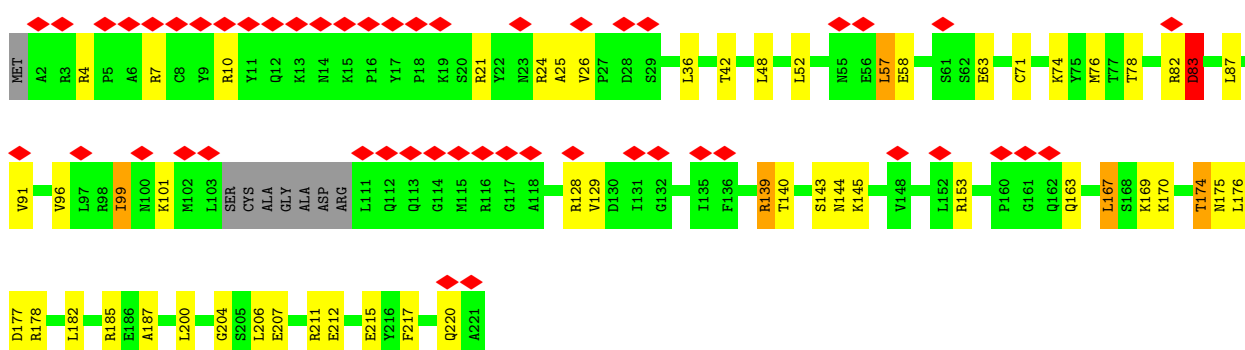
• Molecule 7: 60S RIBOSOMAL PROTEIN L8-A



• Molecule 8: 60S RIBOSOMAL PROTEIN L9-A

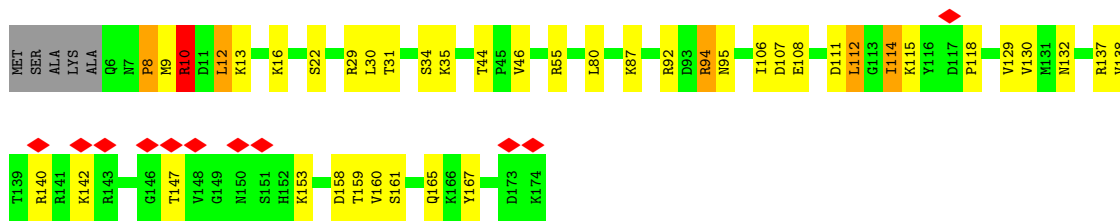


• Molecule 9: 60S RIBOSOMAL PROTEIN L10

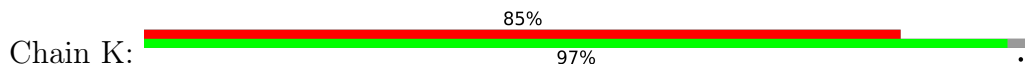


• Molecule 10: 60S RIBOSOMAL PROTEIN L11-B






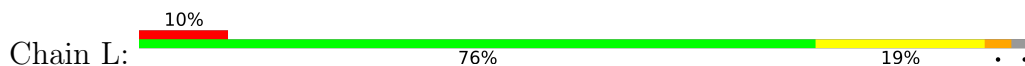
• Molecule 11: 60S RIBOSOMAL PROTEIN L12



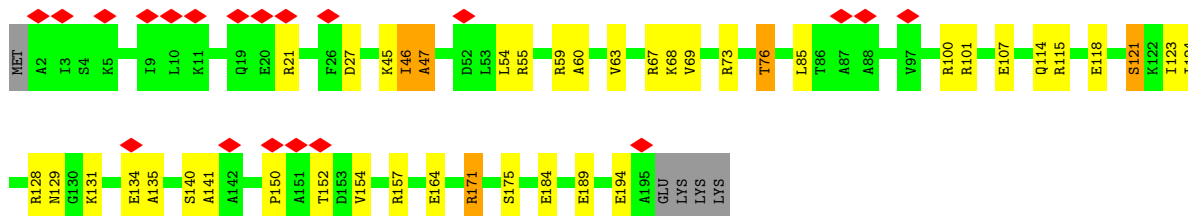
Chain K:



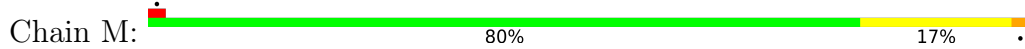
• Molecule 12: 60S RIBOSOMAL PROTEIN L13-A



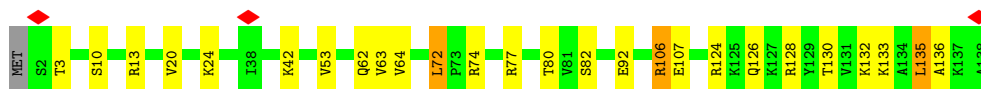
Chain L:



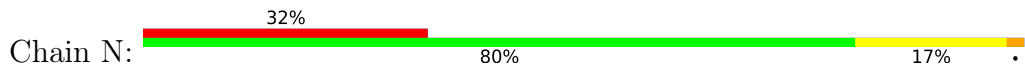
• Molecule 13: 60S RIBOSOMAL PROTEIN L14-A



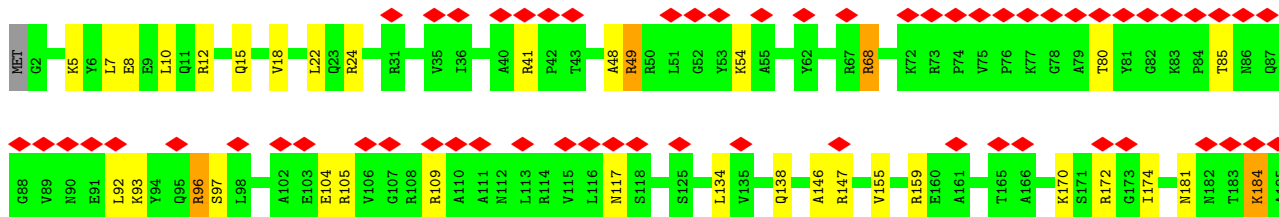
Chain M:

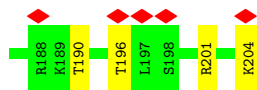


• Molecule 14: 60S RIBOSOMAL PROTEIN L15-A

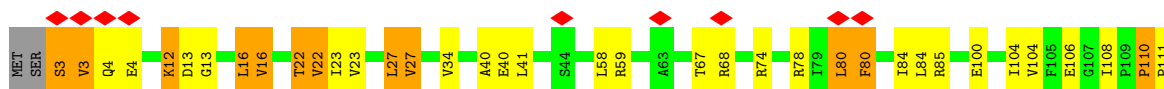


Chain N:






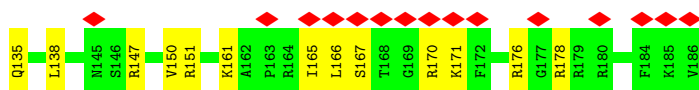
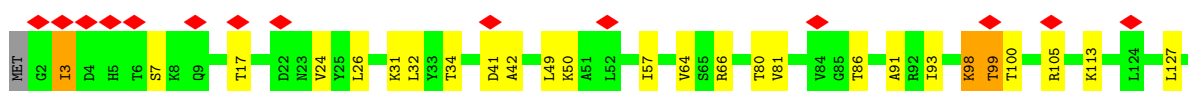
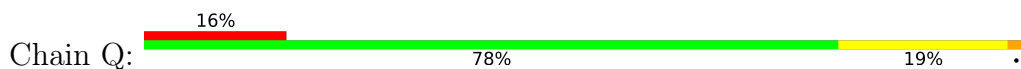
• Molecule 15: 60S RIBOSOMAL PROTEIN L16-A



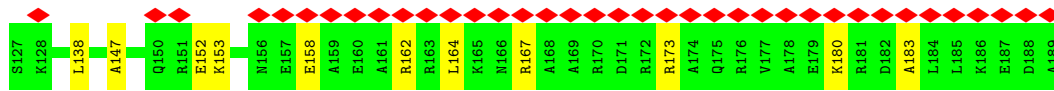
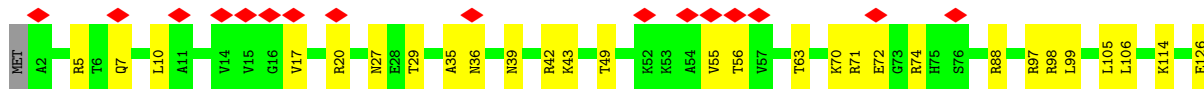
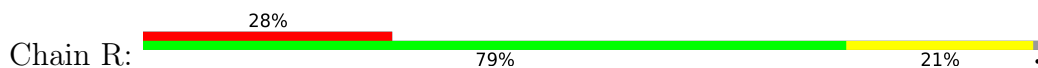
• Molecule 16: 60S RIBOSOMAL PROTEIN L17-A



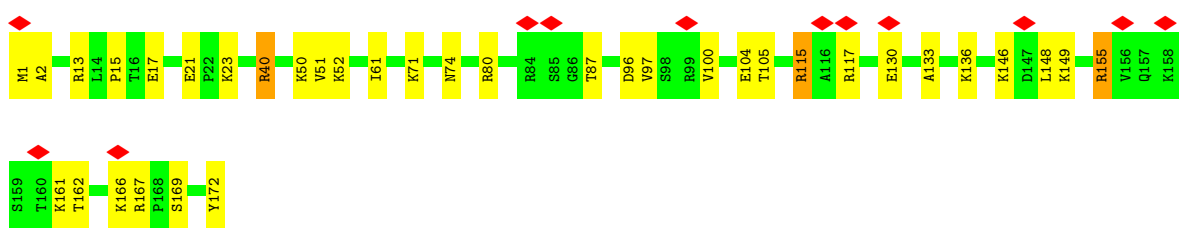
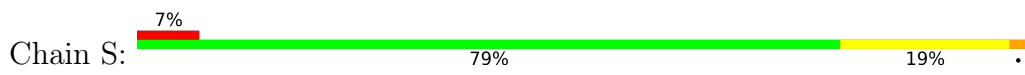
• Molecule 17: 60S RIBOSOMAL PROTEIN L18-B



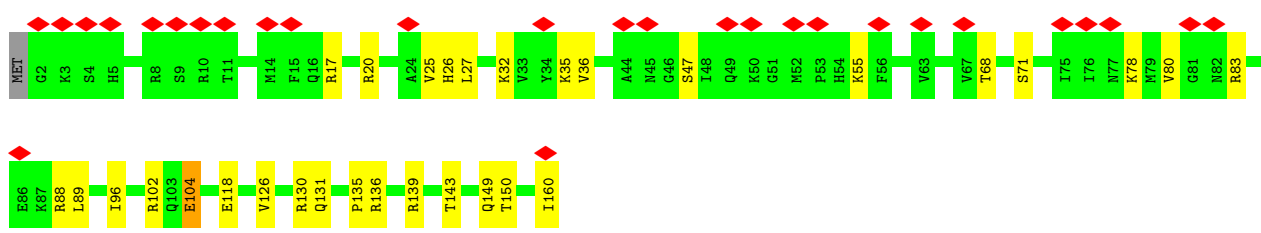
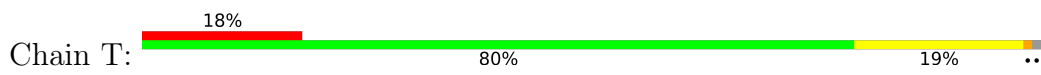
• Molecule 18: 60S RIBOSOMAL PROTEIN L19-B



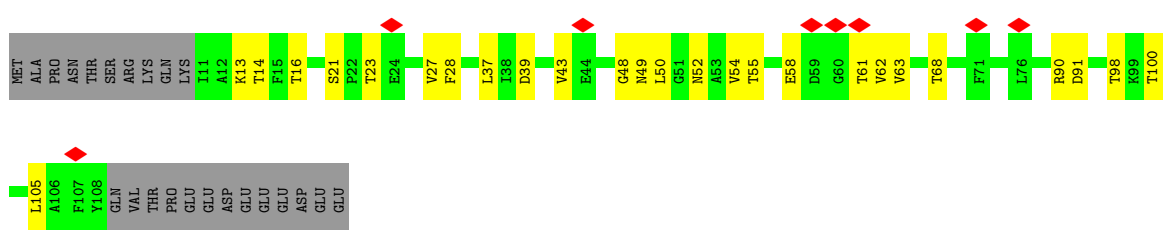
• Molecule 19: 60S RIBOSOMAL PROTEIN L20-A



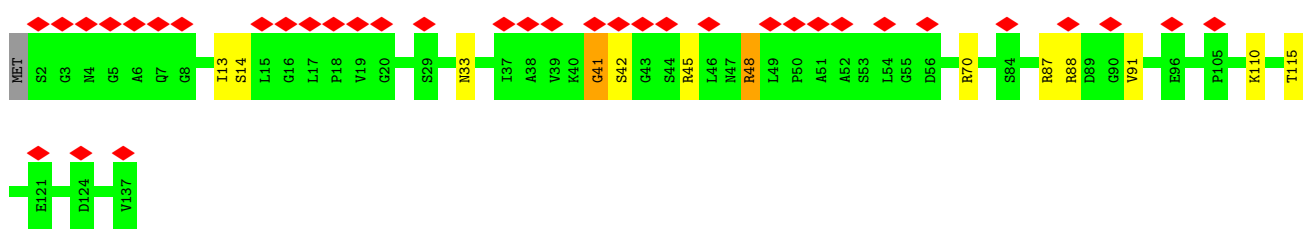
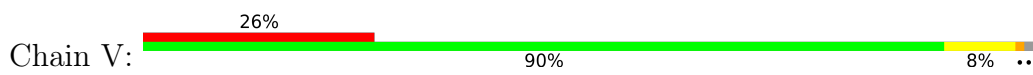
• Molecule 20: 60S RIBOSOMAL PROTEIN L21-A



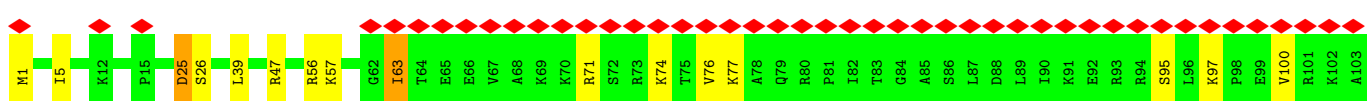
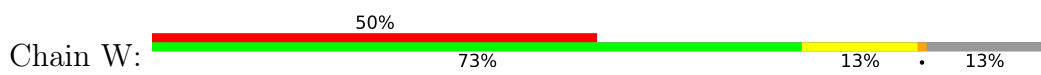
• Molecule 21: 60S RIBOSOMAL PROTEIN L22-A



• Molecule 22: 60S RIBOSOMAL PROTEIN L23-A

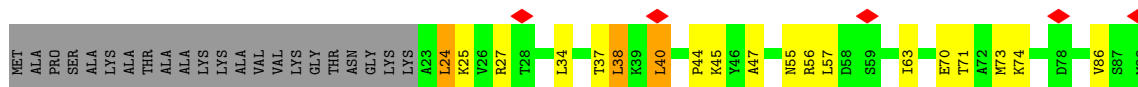


• Molecule 23: 60S RIBOSOMAL PROTEIN L24-A

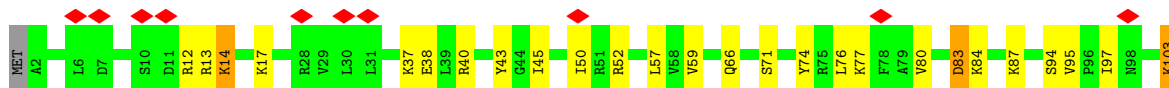
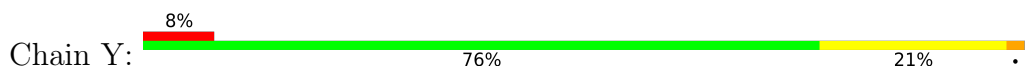




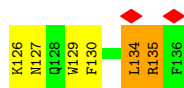
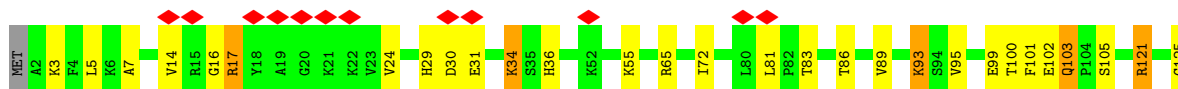
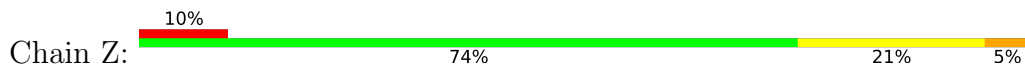
• Molecule 24: 60S RIBOSOMAL PROTEIN L25



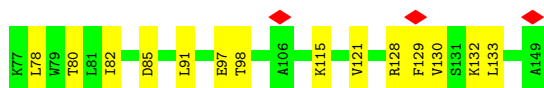
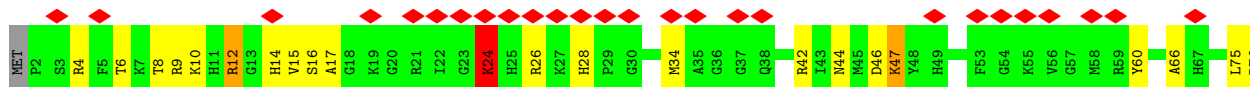
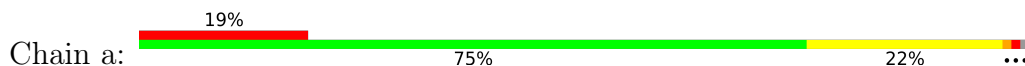
• Molecule 25: 60S RIBOSOMAL PROTEIN L26-A



• Molecule 26: 60S RIBOSOMAL PROTEIN L27-A

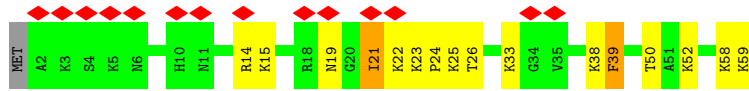


• Molecule 27: 60S RIBOSOMAL PROTEIN L28

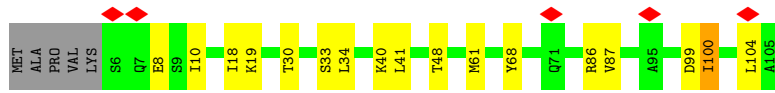
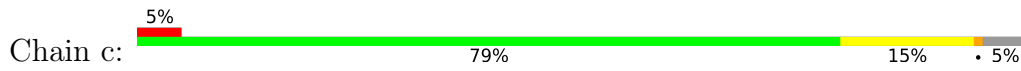


• Molecule 28: 60S RIBOSOMAL PROTEIN L29

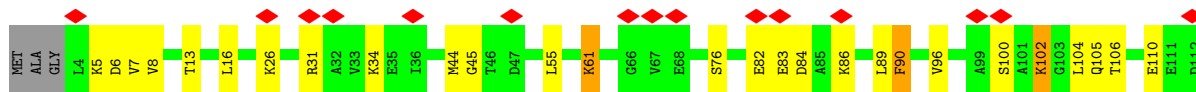




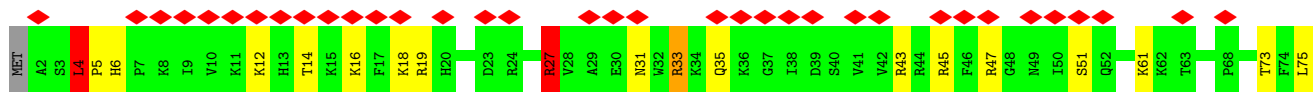
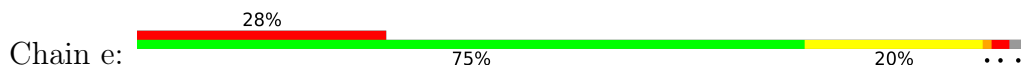
• Molecule 29: 60S RIBOSOMAL PROTEIN L32



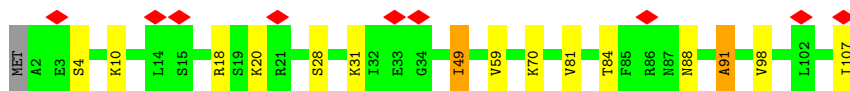
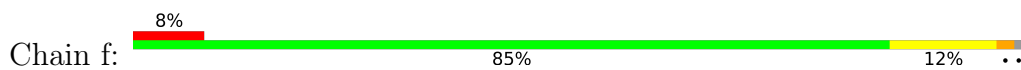
• Molecule 30: 60S RIBOSOMAL PROTEIN L31-A



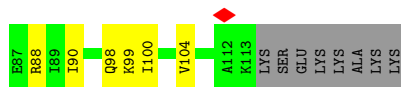
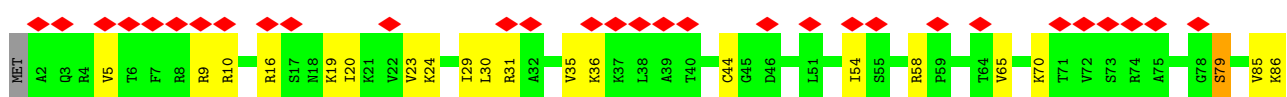
• Molecule 31: 60S RIBOSOMAL PROTEIN L30



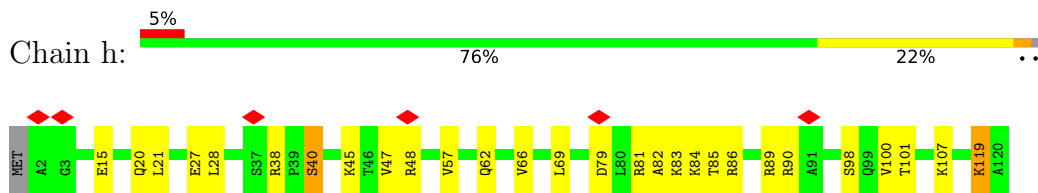
• Molecule 32: 60S RIBOSOMAL PROTEIN L33-A



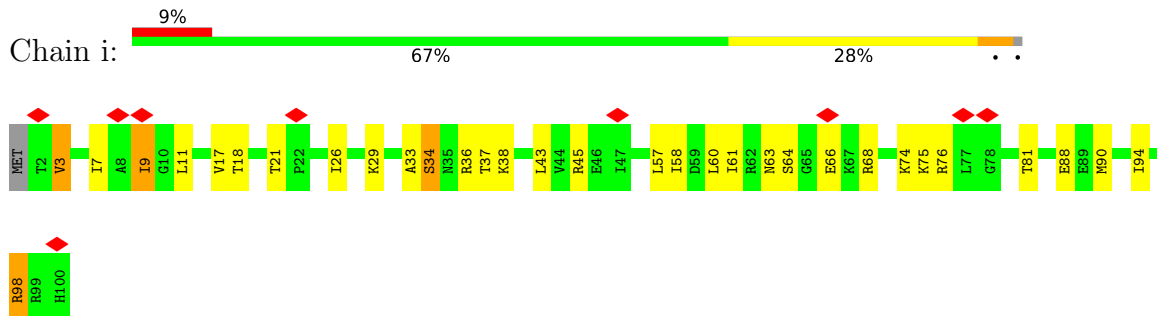
• Molecule 33: 60S RIBOSOMAL PROTEIN L34-A



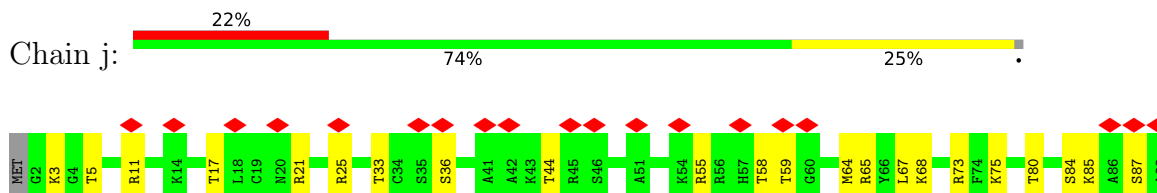
• Molecule 34: 60S RIBOSOMAL PROTEIN L35-A



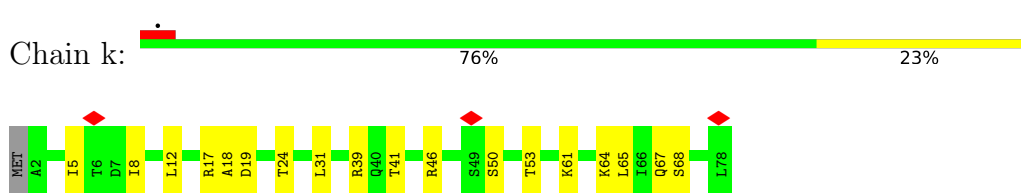
• Molecule 35: 60S RIBOSOMAL PROTEIN L36-A



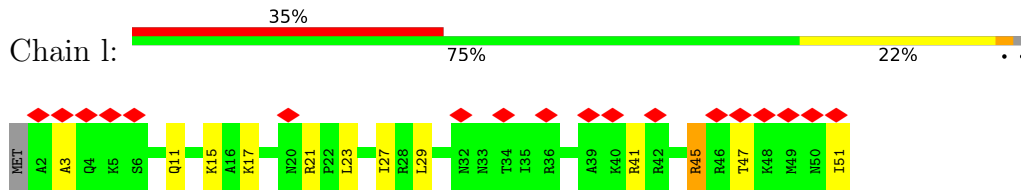
• Molecule 36: 60S RIBOSOMAL PROTEIN L37-A



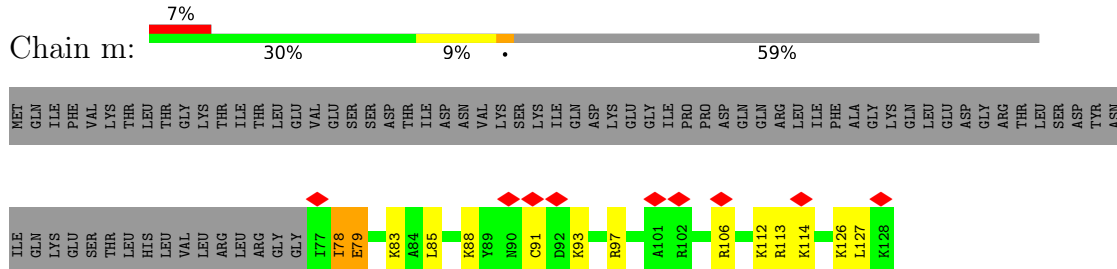
• Molecule 37: 60S RIBOSOMAL PROTEIN L38

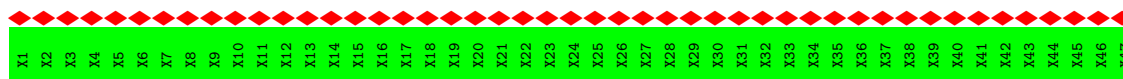


• Molecule 38: 60S RIBOSOMAL PROTEIN L39

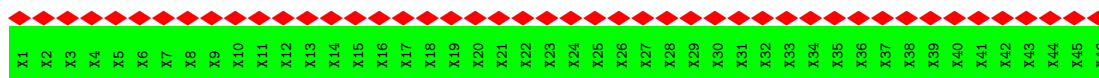


• Molecule 39: 60S RIBOSOMAL PROTEIN L40

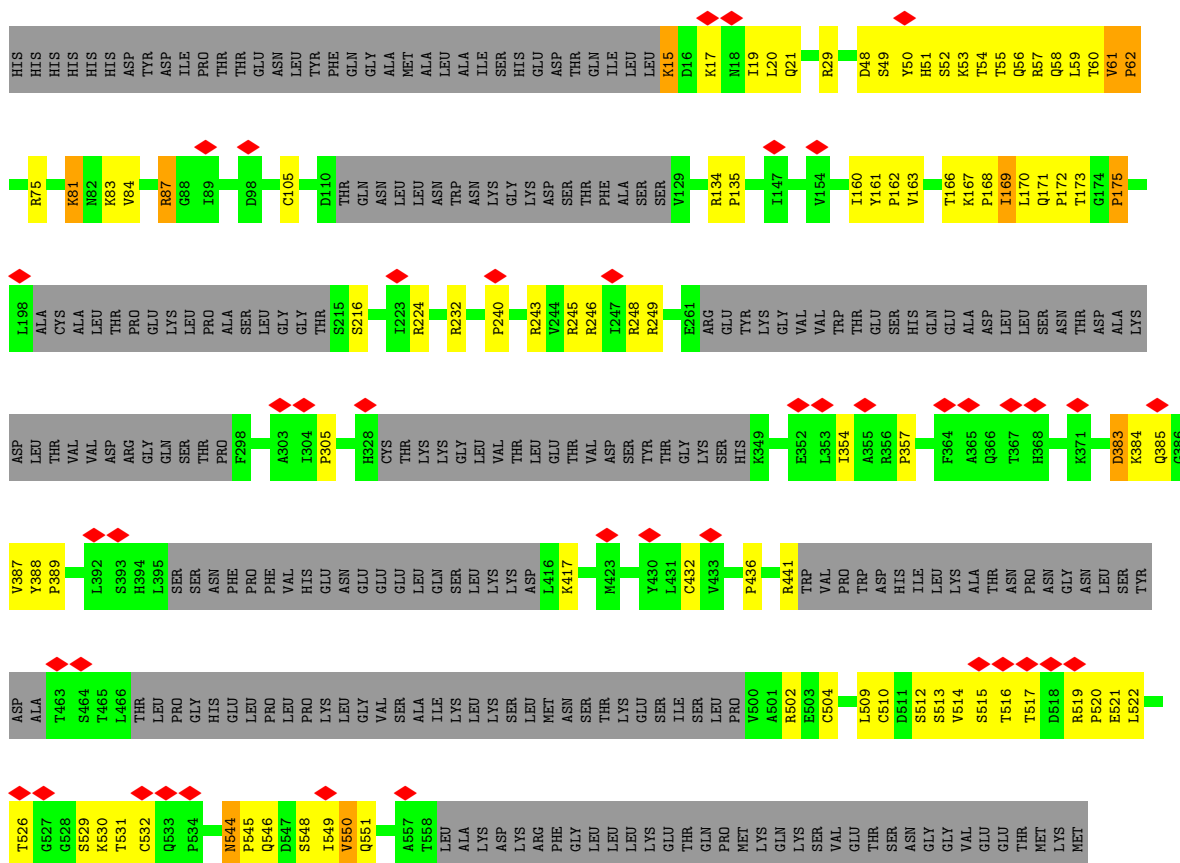




• Molecule 45: RIBOSOMAL PROTEIN P2 BETA



• Molecule 46: PROBABLE METALLOPROTEASE ARX1

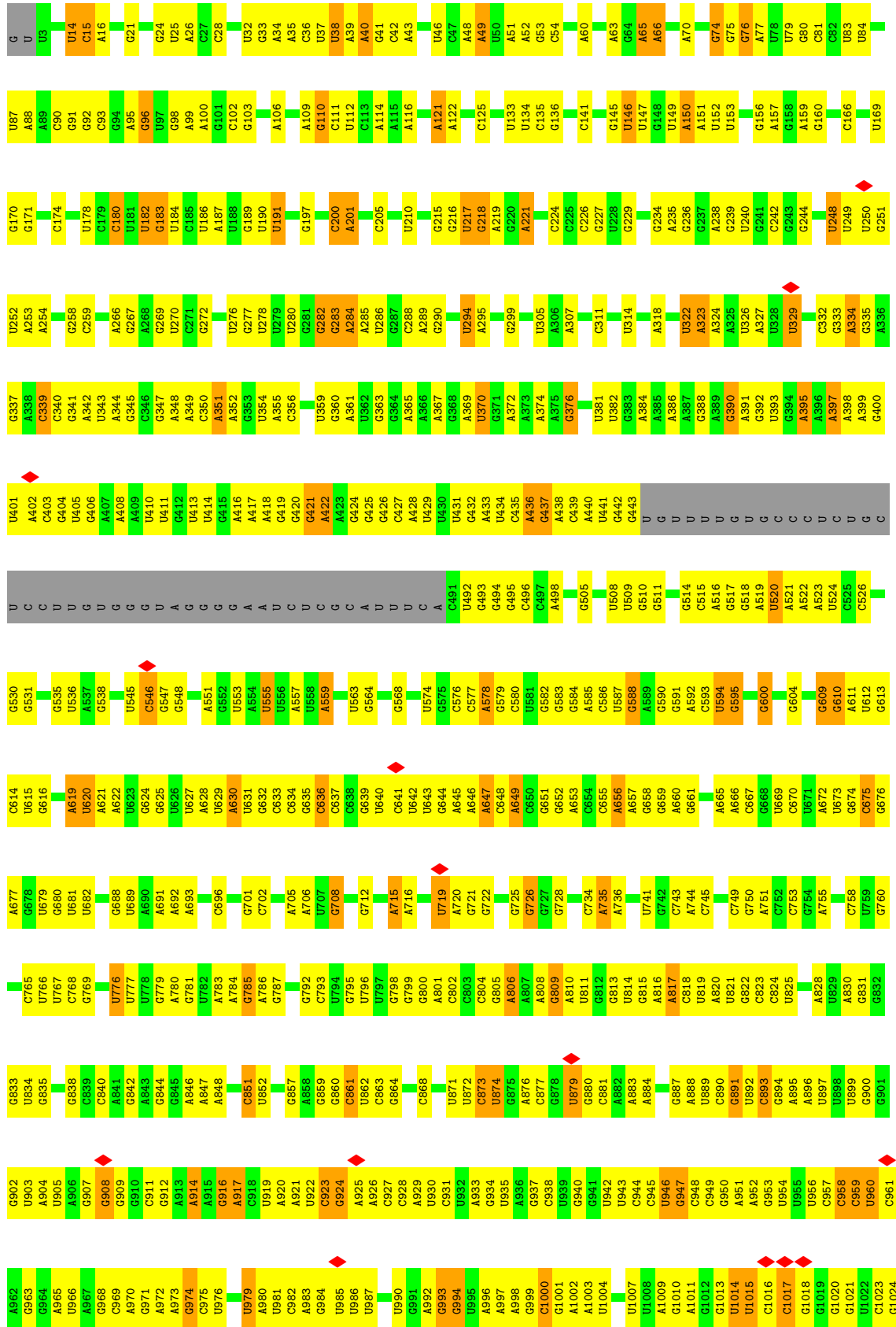


• Molecule 47: ES27 OF THE 25S RRNA



• Molecule 48: 25S RIBOSOMAL RNA





G	C1932	U2205	A2270	G2335	G2395	A	U2516	U2599	G2662	U2729	A2804	U2868
G	U2133	G2206	A2271	U2336	G2396	G	U2517	G2600	G2663	G2730	G2805	U2869
C	G2134	A2207	A2397	C2337	A2397	A	C2518	G2603	C2664	U2731	U2806	C2870
U	U2135	A2208	G2272	C2338	A2398	A	A2399	G2604	C2665	G2732	U2807	G2871
C	C2136	U2209	G2273	A2399	A2399	U	A2523	G2605	C2666	A2733	A2808	A2872
U	U2137	G2210	G2274	U2340	G2400	A	A2524	G2606	A2667	A2734	C2809	U2873
U	A2138	U2211	G2275	A2341	A2401	A	A2525	G2607	A2668	U2735	G2810	G2874
U	A2139	C2212	C2276	U2342	A2402	G	G2526	G2608	A2669	C2736	A2811	C2875
G	U2140	A2213	C2277	C2343	G2403	U	G2527	G2609	A2670	A2737	C2812	C2876
U	U2141	A2214	A2278	U2344	A2404	G	G2530	A2609	A2671	C2742	A2813	G2877
A	A2142	A2215	A2280	U2345	G2405	G	C2531	G2610	G2672	A2743	G2814	G2878
G	A2143	A2216	A2281	A2352	A2406	G	U2532	G2611	A2673	U2744	G2815	C2879
A	A2144	G2216	U2282	C2353	C2407	A	G2533	U2612	A2674	G2745	G2816	U2880
C	A2145	U2217	G2283	U2347	U2408	G	G2534	G2613	U2675	A2746	A2817	C2881
C	A2146	G2222	C2284	A2348	U2409	C	G2537	U2614	U2681	A2747	U2818	U2882
G	A2147	A2223	C2285	U2349	U2410	U	U2538	G2615	U2682	G2748	A2819	U2883
U	U2148	A2224	U2286	U2350	U2411	U	C2539	G2616	C2683	A2749	A2820	C2884
C	A2149	U2225	C2287	C2354	G2412	C	U2540	U2617	C2684	G2750	G2821	C2885
C		U2226	G2288	G2355	G2413	G	U2541	G2618	A2685	U2751	U2822	U2886
G	A2168	G2227	U2289	G2356	G2414	C	U2542	G2619	G2686	G2752	G2823	A2887
U	C2163	A2228	C2290	U2357	C2415	G	U2543	G2620	U2687	C2753	C2824	C2888
G	A2164	A2229	A2291	A2357	U2416	C	U2544	G2621	A2688	G2754	U2827	C2889
U	U2170	C2230	C2292	U2358	G2417	G	G2549	G2622	C2689	C2755	G2828	U2890
C	A2166	C2231	C2293	C2359	U2418	C	U2550	G2623	G2690	U2756	U2829	A2891
A	A2167	G2232	U2294	C2360	U2419	A	U2551	G2624	A2691	A2757	C2830	C2892
C	U2168	C2233	A2242	A2361	C2420	G	U2552	G2625	A2692	C2758	G2831	C2893
C	A2169	G2234	A2243	C2362	C2421	U	U2553	G2626	A2693	U2759	U2832	C2894
C	G2169	U2239	A2244	A2363	U2422	C	U2554	G2627	A2694	U2760	C2833	C2895
A	A2170	C2235	A2245	C2364	G2423	G	U2555	G2628	A2695	C2761	C2834	A2896
A	C2171	C2236	U2246	G2365	U2424	A	G2556	G2629	A2696	U2762	U2835	A2897
U	A2172	C2237	G2239	A2366	G2425	U	C2557	G2630	A2697	G2763	C2836	G2898
U	U2173	G2238	A2240	A2367	U2426	A	U2560	G2631	G2698	C2764	C2837	C2899
A	G2174	U2241	C2241	C2367	U2427	C	C2561	G2632	G2700	U2767	U2838	U2904
A	U2175	U2242	A2242	A2368	G2429	C	A2562	U2633	A2701	G2770	A2839	U2905
G	U2176	A2243	A2243	C2369	U2430	C	U2563	G2634	A2702	A2771	G2840	C2906
A	C2177	A2244	A2244	G2370	A2431	A	U2564	A2635	A2703	C2772	U2841	G2907
C	A2182	A2245	A2245	C2371	C2432	U	G2565	A2636	A2704	A2773	U2842	G2908
U	U2183	G2246	A2246	G2372	U2433	U	C2566	A2637	A2705	C2774	U2843	U2909
U	U2184	U2247	A2247	C2373	U2434	C	C2567	A2638	A2706	A2775	A2844	A2910
		G2247	C2248	G2374	G2435	C	C2568	A2639	A2707	U2776	A2845	A2911
		C2248	C2248	G2375	U2436	U	U2570	G2640	C2709	C2777	U2846	G2912
		G2249	G2249	U2376	C2437	U	U2571	U2641	C2710	G2778	A2847	G2913
		A2255	G2250	A2380	A2438	A	C2572	A2642	C2711	A2779	C2848	U2914
		U2258	G2251	U2381	G2440	U	G2573	U2643	G2714	U2790	U2850	U2915
		G2259	A2252	G2382	A2441	A	G2574	A2644	U2715	A2791	A2851	G2916
		G2253	A2252	C2383	G2442	A	C2583	A2645	U2716	G2792	C2852	G2917
		U2254	U2254	C2384	U2443		G2584	G2646	U2717	A2793	U2853	G2918
		A2255	A2255	G2385	A2444		G2585	A2647	U2718	G2794	U2854	A2919
		A2198	A2256	G2386	A2445	U	C2586	A2648	U2719	U2795	U2855	U2920
		U2200	C2257	A2387	U2446	G	G2589	G2649	G2720	G2796	C2857	U2921
		G2128	U2258	U2388	A2447	A	A2590	A2650	U2721	C2797	U2858	U2922
		C2202	A2259	C2389	A2448	G	A2591	G2651	U2722	C2798	U2859	U2923
		G2201	U2260	C2390	A2449	G	G2592	A2652	U2723	A2799	U2860	G2924
		U2203	G2261	U2327	G2391	U	C2593	G2653	U2724	C2800	U2861	A2926
		C2204	A2262	U2328	C2392	G	U2594	U2654	U2725	A2801	U2862	C2927
			C2263	G2393	G2393	U	G2597	G2655	C2726	G2802	U2863	C2928
			U2264	G2394	G2394	C	U2598	A2656	A2727	A2803	U2864	C2929
			C2267			G	G2599	G2657	G2728		U2865	C2930
			U2268			U	U2599				U2866	C2931
			U2269			U	G2598				G2658	
						U	G2659				G2659	

4 Experimental information

Property	Value	Source
EM reconstruction method	SINGLE PARTICLE	Depositor
Imposed symmetry	POINT, C1	Depositor
Number of particles used	84113	Depositor
Resolution determination method	Not provided	
CTF correction method	PER FRAME	Depositor
Microscope	FEI TECNAI 20	Depositor
Voltage (kV)	200	Depositor
Electron dose ($e^-/\text{\AA}^2$)	20	Depositor
Minimum defocus (nm)	1500	Depositor
Maximum defocus (nm)	4500	Depositor
Magnification	83000	Depositor
Image detector	GATAN ULTRASCAN 4000 (4k x 4k)	Depositor
Maximum map value	425.313	Depositor
Minimum map value	-221.732	Depositor
Average map value	-13.190	Depositor
Map value standard deviation	29.801	Depositor
Recommended contour level	35.0	Depositor
Map size (\AA)	405.44, 405.44, 405.44	wwPDB
Map dimensions	224, 224, 224	wwPDB
Map angles ($^\circ$)	90.0, 90.0, 90.0	wwPDB
Pixel spacing (\AA)	1.81, 1.81, 1.81	Depositor

5 Model quality

5.1 Standard geometry

Bond lengths and bond angles in the following residue types are not validated in this section: ZN

The Z score for a bond length (or angle) is the number of standard deviations the observed value is removed from the expected value. A bond length (or angle) with $|Z| > 5$ is considered an outlier worth inspection. RMSZ is the root-mean-square of all Z scores of the bond lengths (or angles).

Mol	Chain	Bond lengths		Bond angles	
		RMSZ	# Z >5	RMSZ	# Z >5
1	A	0.87	1/1946 (0.1%)	1.05	4/2614 (0.2%)
2	B	1.02	4/3146 (0.1%)	1.11	14/4228 (0.3%)
3	C	0.87	0/2800	1.07	11/3790 (0.3%)
4	D	0.89	1/2408 (0.0%)	0.96	3/3248 (0.1%)
5	E	0.90	1/1269 (0.1%)	1.00	3/1705 (0.2%)
6	F	0.99	1/1828 (0.1%)	1.04	6/2461 (0.2%)
7	G	0.64	0/1795	0.81	1/2429 (0.0%)
8	H	0.97	2/1539 (0.1%)	1.01	1/2073 (0.0%)
9	I	0.92	1/1758 (0.1%)	1.08	11/2358 (0.5%)
10	J	0.81	1/1374 (0.1%)	0.99	3/1842 (0.2%)
12	L	0.82	0/1573	1.04	6/2113 (0.3%)
13	M	0.95	0/1074	1.01	4/1446 (0.3%)
14	N	0.83	0/1757	1.00	6/2354 (0.3%)
15	O	0.98	11/3159 (0.3%)	1.02	25/4205 (0.6%)
16	P	1.05	1/1250 (0.1%)	1.09	5/1683 (0.3%)
17	Q	0.89	1/1465 (0.1%)	1.12	8/1965 (0.4%)
18	R	0.78	1/1538 (0.1%)	0.87	3/2050 (0.1%)
19	S	1.02	0/1481	1.09	7/1990 (0.4%)
20	T	1.01	2/1300 (0.2%)	1.01	1/1743 (0.1%)
21	U	0.56	0/794	0.77	0/1076
22	V	0.98	0/1018	1.09	4/1369 (0.3%)
23	W	0.80	0/1052	0.90	1/1398 (0.1%)
24	X	0.72	0/974	0.86	0/1314
25	Y	0.79	1/1004 (0.1%)	0.98	2/1341 (0.1%)
26	Z	0.55	0/1118	0.83	2/1497 (0.1%)
27	a	0.95	2/1204 (0.2%)	1.14	9/1612 (0.6%)
28	b	0.91	0/473	1.14	1/629 (0.2%)
29	c	0.61	0/775	0.77	0/1040
30	d	0.94	2/897 (0.2%)	0.95	1/1205 (0.1%)
31	e	1.04	0/1041	1.27	12/1394 (0.9%)
32	f	1.12	1/868 (0.1%)	1.09	3/1168 (0.3%)
33	g	0.72	0/890	0.92	0/1189

Mol	Chain	Bond lengths		Bond angles	
		RMSZ	# Z >5	RMSZ	# Z >5
34	h	0.67	0/974	0.79	0/1297
35	i	0.67	0/777	0.85	0/1033
36	j	0.87	0/696	1.04	3/923 (0.3%)
37	k	0.50	0/614	0.70	0/822
38	l	0.90	0/443	1.02	1/588 (0.2%)
39	m	1.08	2/423 (0.5%)	1.13	1/562 (0.2%)
40	n	0.90	0/234	1.15	1/300 (0.3%)
41	o	0.83	0/860	0.88	1/1136 (0.1%)
42	p	0.86	0/701	0.98	1/934 (0.1%)
43	q	0.54	0/977	0.75	1/1313 (0.1%)
46	t	5.64	18/2985 (0.6%)	4.15	194/4053 (4.8%)
48	5	1.46	609/75414 (0.8%)	1.88	3517/117575 (3.0%)
49	7	1.38	13/2883 (0.5%)	1.80	118/4491 (2.6%)
50	8	1.16	5/3746 (0.1%)	1.70	132/5832 (2.3%)
All	All	1.49	681/138295 (0.5%)	1.70	4127/203388 (2.0%)

Chiral center outliers are detected by calculating the chiral volume of a chiral center and verifying if the center is modelled as a planar moiety or with the opposite hand. A planarity outlier is detected by checking planarity of atoms in a peptide group, atoms in a mainchain group or atoms of a sidechain that are expected to be planar.

Mol	Chain	#Chirality outliers	#Planarity outliers
1	A	0	2
3	C	0	1
4	D	0	1
5	E	0	1
6	F	0	2
15	O	0	2
19	S	0	1
22	V	0	1
25	Y	0	1
26	Z	0	1
27	a	0	3
28	b	0	1
46	t	0	6
48	5	0	1
All	All	0	24

All (681) bond length outliers are listed below:

Mol	Chain	Res	Type	Atoms	Z	Observed(Å)	Ideal(Å)
46	t	168	PRO	N-CD	120.75	3.16	1.47

Continued on next page...

Continued from previous page...

Mol	Chain	Res	Type	Atoms	Z	Observed(Å)	Ideal(Å)
46	t	545	PRO	N-CD	120.48	3.16	1.47
46	t	162	PRO	N-CD	120.12	3.16	1.47
46	t	172	PRO	N-CD	118.10	3.13	1.47
46	t	520	PRO	N-CD	117.23	3.12	1.47
46	t	175	PRO	N-CD	55.85	2.26	1.47
46	t	62	PRO	N-CD	53.93	2.23	1.47
46	t	135	PRO	N-CD	53.62	2.23	1.47
46	t	240	PRO	N-CD	52.94	2.21	1.47
46	t	357	PRO	N-CD	52.62	2.21	1.47
46	t	436	PRO	N-CD	51.34	2.19	1.47
46	t	305	PRO	N-CD	47.56	2.14	1.47
46	t	510	CYS	CB-SG	-23.49	1.42	1.82
46	t	105	CYS	CB-SG	-23.43	1.42	1.82
46	t	504	CYS	CB-SG	-23.43	1.42	1.82
46	t	432	CYS	CB-SG	-23.42	1.42	1.82
46	t	532	CYS	CB-SG	-23.40	1.42	1.82
15	O	197[B]	PHE	C-N	-22.01	0.93	1.33
15	O	182[B]	SER	C-N	18.04	1.75	1.34
48	5	1152	G	N9-C8	15.03	1.48	1.37
48	5	1152	G	N9-C4	-14.78	1.26	1.38
48	5	1152	G	C2-N3	-13.34	1.22	1.32
15	O	23[B]	ILE	C-N	-11.01	1.08	1.34
15	O	3[B]	SER	C-N	9.60	1.56	1.34
48	5	3216	G	N7-C5	-9.48	1.33	1.39
48	5	2941	A	N9-C4	-9.21	1.32	1.37
48	5	1434	G	N7-C5	-9.14	1.33	1.39
48	5	2914	G	P-OP2	-9.08	1.33	1.49
48	5	1449	A	N9-C4	-8.94	1.32	1.37
48	5	652	G	N1-C2	-8.88	1.30	1.37
48	5	1450	G	C8-N7	-8.82	1.25	1.30
48	5	953	G	C5-C4	-8.68	1.32	1.38
48	5	367	A	N9-C4	-8.64	1.32	1.37
15	O	80[B]	LEU	C-N	8.56	1.53	1.34
48	5	3088	G	C6-O6	-8.49	1.16	1.24
48	5	2899	C	N3-C4	-8.28	1.28	1.33
48	5	2278	C	C2-O2	-8.27	1.17	1.24
48	5	1887	A	N9-C4	-8.20	1.32	1.37
48	5	1178	G	P-OP2	-8.17	1.35	1.49
48	5	2393	G	C8-N7	-8.15	1.26	1.30
48	5	2191	U	C4-C5	-8.11	1.36	1.43
48	5	1849	C	N3-C4	-8.02	1.28	1.33
48	5	1152	G	C5-C6	-8.01	1.34	1.42

Continued on next page...

Continued from previous page...

Mol	Chain	Res	Type	Atoms	Z	Observed(Å)	Ideal(Å)
48	5	3245	A	N9-C4	-8.01	1.33	1.37
48	5	2830	G	C6-N1	-8.01	1.33	1.39
48	5	2817	A	P-OP1	-8.00	1.35	1.49
48	5	2726	C	N3-C4	-7.99	1.28	1.33
48	5	1311	G	C5-C4	-7.97	1.32	1.38
48	5	2314	U	N3-C4	7.97	1.45	1.38
48	5	1152	G	N3-C4	-7.96	1.29	1.35
1	A	211	HIS	C-O	7.95	1.38	1.23
48	5	2280	A	N9-C4	-7.94	1.33	1.37
48	5	3216	G	N9-C8	-7.92	1.32	1.37
48	5	3114	A	N9-C4	-7.83	1.33	1.37
48	5	953	G	N7-C5	-7.80	1.34	1.39
48	5	2703	A	N7-C5	-7.75	1.34	1.39
48	5	917	A	N7-C5	-7.74	1.34	1.39
48	5	519	A	N7-C5	-7.74	1.34	1.39
48	5	2945	G	P-O5'	-7.73	1.52	1.59
48	5	2804	A	N9-C4	-7.70	1.33	1.37
48	5	345	G	N1-C2	-7.69	1.31	1.37
48	5	41	G	P-OP1	-7.68	1.35	1.49
48	5	1902	G	C5-C4	-7.68	1.32	1.38
48	5	1434	G	N9-C8	-7.67	1.32	1.37
48	5	1301	A	N7-C5	-7.67	1.34	1.39
20	T	104	GLU	CB-CG	7.64	1.66	1.52
48	5	970	A	N9-C4	-7.63	1.33	1.37
48	5	631	U	C2-N3	-7.60	1.32	1.37
48	5	2272	G	C5-C4	-7.58	1.33	1.38
48	5	3006	A	N3-C4	-7.57	1.30	1.34
15	O	84[B]	ILE	C-N	7.55	1.51	1.34
48	5	2314	U	C2-N3	7.52	1.43	1.37
48	5	960	U	N1-C2	7.52	1.45	1.38
17	Q	171	LYS	CE-NZ	7.50	1.67	1.49
48	5	2335	G	N3-C4	-7.47	1.30	1.35
48	5	1307	G	P-O5'	-7.45	1.52	1.59
48	5	2191	U	C4-O4	-7.44	1.17	1.23
48	5	934	G	P-OP1	-7.41	1.36	1.49
48	5	2134	G	N1-C2	-7.40	1.31	1.37
48	5	1303	A	C5-C4	-7.38	1.33	1.38
48	5	2948	C	N3-C4	-7.37	1.28	1.33
48	5	953	G	N9-C8	-7.35	1.32	1.37
48	5	1902	G	P-OP1	-7.34	1.36	1.49
48	5	345	G	C6-N1	-7.34	1.34	1.39
48	5	3122	A	N3-C4	-7.31	1.30	1.34

Continued on next page...

Continued from previous page...

Mol	Chain	Res	Type	Atoms	Z	Observed(Å)	Ideal(Å)
48	5	1374	G	N1-C2	-7.30	1.31	1.37
48	5	3245	A	C5-C6	-7.30	1.34	1.41
48	5	1515	A	C5-C6	-7.26	1.34	1.41
48	5	2385	G	N9-C4	-7.25	1.32	1.38
48	5	1443	G	C2-N3	-7.24	1.26	1.32
48	5	2919	A	C6-N1	-7.23	1.30	1.35
48	5	2689	A	N3-C4	-7.18	1.30	1.34
48	5	2141	U	P-OP2	-7.17	1.36	1.49
48	5	2949	U	P-OP1	-7.17	1.36	1.49
48	5	1849	C	C2-N3	-7.14	1.30	1.35
48	5	2837	A	C5-C4	-7.13	1.33	1.38
48	5	420	G	N7-C5	-7.13	1.34	1.39
48	5	644	G	N7-C5	-7.13	1.34	1.39
48	5	2364	G	C6-N1	-7.13	1.34	1.39
50	8	20	U	C4-O4	-7.12	1.18	1.23
48	5	1430	U	P-OP1	-7.11	1.36	1.49
48	5	1112	A	N7-C5	-7.11	1.34	1.39
49	7	85	G	N1-C2	-7.10	1.32	1.37
48	5	2943	G	N7-C5	-7.07	1.35	1.39
49	7	96	U	C2-O2	-7.06	1.16	1.22
48	5	1887	A	N7-C5	-7.05	1.35	1.39
48	5	1200	A	N3-C4	-7.01	1.30	1.34
48	5	2361	A	N9-C4	7.00	1.42	1.37
48	5	2364	G	N3-C4	-7.00	1.30	1.35
48	5	2434	U	N3-C4	-7.00	1.32	1.38
48	5	1159	A	N9-C4	-6.98	1.33	1.37
48	5	2335	G	C6-N1	-6.97	1.34	1.39
48	5	1110	U	C4-O4	-6.97	1.18	1.23
48	5	2887	A	P-OP2	-6.96	1.37	1.49
48	5	3180	A	N3-C4	-6.94	1.30	1.34
48	5	2399	A	N9-C4	-6.93	1.33	1.37
48	5	2138	A	N7-C5	-6.92	1.35	1.39
48	5	971	G	C5-C4	-6.89	1.33	1.38
48	5	726	G	C5-C6	-6.89	1.35	1.42
48	5	340	C	P-OP1	-6.88	1.37	1.49
48	5	1042	U	C2-N3	-6.88	1.32	1.37
48	5	2836	C	C4-C5	6.86	1.48	1.43
48	5	334	A	C5-C4	-6.84	1.33	1.38
48	5	1592	G	N1-C2	-6.84	1.32	1.37
48	5	1184	A	N9-C4	-6.84	1.33	1.37
48	5	429	U	C2-N3	-6.83	1.32	1.37
48	5	1178	G	C2-N3	-6.83	1.27	1.32

Continued on next page...

Continued from previous page...

Mol	Chain	Res	Type	Atoms	Z	Observed(Å)	Ideal(Å)
48	5	2336	U	C2-N3	-6.82	1.32	1.37
48	5	986	U	C4-C5	-6.81	1.37	1.43
48	5	1901	A	N7-C5	-6.80	1.35	1.39
49	7	81	U	C4-O4	-6.79	1.18	1.23
48	5	930	U	C4-O4	-6.76	1.18	1.23
48	5	3137	C	N1-C6	6.74	1.41	1.37
48	5	1449	A	P-OP2	-6.74	1.37	1.49
48	5	2911	A	N7-C5	-6.73	1.35	1.39
48	5	2395	G	C5-C4	-6.72	1.33	1.38
48	5	3316	A	N9-C4	-6.70	1.33	1.37
48	5	2636	A	C6-N1	-6.68	1.30	1.35
48	5	1592	G	C6-N1	-6.66	1.34	1.39
48	5	2693	C	C2-N3	-6.65	1.30	1.35
49	7	85	G	C6-N1	-6.65	1.34	1.39
48	5	1319	G	N7-C5	-6.64	1.35	1.39
48	5	1371	G	C6-N1	-6.63	1.34	1.39
48	5	859	G	N1-C2	-6.62	1.32	1.37
48	5	267	G	C8-N7	-6.62	1.26	1.30
48	5	2912	G	N7-C5	-6.62	1.35	1.39
48	5	3006	A	N9-C4	-6.62	1.33	1.37
48	5	3106	A	N7-C5	-6.61	1.35	1.39
48	5	1301	A	C5-C6	-6.61	1.35	1.41
48	5	3362	A	N3-C4	-6.60	1.30	1.34
48	5	3209	A	C5-C4	6.59	1.43	1.38
48	5	2853	A	N9-C4	-6.58	1.33	1.37
15	O	158[B]	ASP	C-N	6.58	1.49	1.34
48	5	847	A	N9-C4	-6.57	1.33	1.37
48	5	1142	G	N7-C5	-6.57	1.35	1.39
15	O	22[B]	THR	C-N	6.56	1.49	1.34
48	5	642	U	N3-C4	-6.56	1.32	1.38
48	5	1849	C	N1-C6	-6.55	1.33	1.37
48	5	1429	G	C6-N1	-6.55	1.34	1.39
48	5	2918	G	N7-C5	-6.52	1.35	1.39
48	5	1833	G	N1-C2	-6.51	1.32	1.37
48	5	91	G	N3-C4	-6.50	1.30	1.35
48	5	1490	A	N7-C5	-6.50	1.35	1.39
48	5	942	U	P-OP1	-6.49	1.38	1.49
48	5	1307	G	C3'-O3'	6.47	1.51	1.42
48	5	1117	G	C5-C4	-6.47	1.33	1.38
48	5	637	C	C2-O2	-6.46	1.18	1.24
48	5	1841	A	N7-C5	-6.45	1.35	1.39
48	5	2323	G	C6-N1	-6.44	1.35	1.39

Continued on next page...

Continued from previous page...

Mol	Chain	Res	Type	Atoms	Z	Observed(Å)	Ideal(Å)
48	5	813	G	N7-C5	-6.43	1.35	1.39
48	5	2987	A	N7-C5	-6.43	1.35	1.39
48	5	342	A	N9-C4	-6.42	1.33	1.37
48	5	1143	A	N9-C4	-6.42	1.33	1.37
48	5	1515	A	C6-N1	-6.42	1.31	1.35
48	5	1487	G	N1-C2	-6.41	1.32	1.37
48	5	2128	C	N1-C6	-6.40	1.33	1.37
48	5	1370	G	N1-C2	-6.39	1.32	1.37
48	5	2123	G	C5-C4	-6.39	1.33	1.38
48	5	420	G	C5-C4	-6.38	1.33	1.38
48	5	802	C	N1-C6	-6.37	1.33	1.37
48	5	2816	G	C5-C4	-6.33	1.33	1.38
48	5	2147	A	C5-C6	-6.32	1.35	1.41
48	5	1406	A	N3-C4	-6.29	1.31	1.34
48	5	1913	A	C5-C6	-6.28	1.35	1.41
48	5	953	G	N9-C4	-6.28	1.32	1.38
20	T	32	LYS	CD-CE	6.28	1.67	1.51
48	5	2291	A	N3-C4	-6.26	1.31	1.34
48	5	1902	G	N9-C8	-6.26	1.33	1.37
48	5	3006	A	N7-C5	-6.25	1.35	1.39
48	5	2937	G	N9-C8	-6.25	1.33	1.37
48	5	3102	G	C6-N1	-6.25	1.35	1.39
48	5	3172	A	C8-N7	-6.23	1.27	1.31
16	P	66	SER	C-O	6.23	1.35	1.23
48	5	2856	G	N9-C8	-6.23	1.33	1.37
48	5	2754	G	P-OP1	-6.23	1.38	1.49
48	5	2905	U	C2-N3	-6.22	1.33	1.37
48	5	421	G	C6-N1	-6.22	1.35	1.39
48	5	2314	U	C4-O4	6.22	1.28	1.23
48	5	2858	U	N3-C4	-6.22	1.32	1.38
48	5	1487	G	C6-N1	-6.21	1.35	1.39
49	7	96	U	C4-O4	-6.21	1.18	1.23
48	5	876	A	N3-C4	-6.21	1.31	1.34
48	5	1851	G	N9-C8	-6.21	1.33	1.37
48	5	3182	G	C6-N1	-6.20	1.35	1.39
48	5	1797	A	N7-C5	-6.20	1.35	1.39
48	5	1449	A	C5-C6	-6.20	1.35	1.41
48	5	2737	C	N1-C6	-6.20	1.33	1.37
49	7	91	G	N9-C8	-6.19	1.33	1.37
48	5	2848	G	N7-C5	-6.19	1.35	1.39
48	5	434	U	C2-N3	-6.18	1.33	1.37
48	5	659	G	N7-C5	-6.18	1.35	1.39

Continued on next page...

Continued from previous page...

Mol	Chain	Res	Type	Atoms	Z	Observed(Å)	Ideal(Å)
48	5	2823	G	N7-C5	-6.18	1.35	1.39
2	B	367	LYS	CE-NZ	6.18	1.64	1.49
48	5	2194	G	C5-C4	-6.18	1.34	1.38
48	5	1835	A	P-OP1	-6.17	1.38	1.49
48	5	1369	A	P-OP2	-6.16	1.38	1.49
48	5	2733	A	N9-C4	-6.15	1.34	1.37
48	5	1847	A	N9-C4	-6.14	1.34	1.37
5	E	90	LYS	CD-CE	6.13	1.66	1.51
48	5	795	G	C5-C4	-6.12	1.34	1.38
48	5	872	U	C4-O4	-6.12	1.18	1.23
48	5	649	A	C5-C6	-6.12	1.35	1.41
48	5	2881	C	C2-O2	-6.12	1.19	1.24
48	5	1169	A	N9-C4	-6.12	1.34	1.37
27	a	24	LYS	CE-NZ	6.11	1.64	1.49
48	5	2830	G	N3-C4	-6.11	1.31	1.35
48	5	218	G	P-O5'	-6.09	1.53	1.59
48	5	363	G	C5-C4	-6.08	1.34	1.38
48	5	3008	A	N9-C4	-6.08	1.34	1.37
48	5	1490	A	C5-C6	-6.07	1.35	1.41
48	5	3005	A	C6-N1	-6.06	1.31	1.35
48	5	1152	G	C8-N7	6.05	1.34	1.30
48	5	2857	C	C4-N4	-6.05	1.28	1.33
48	5	2975	U	C4-O4	-6.04	1.18	1.23
48	5	2980	U	C2-O2	-6.04	1.17	1.22
48	5	2706	G	C5-C4	-6.04	1.34	1.38
48	5	2704	A	N7-C5	-6.04	1.35	1.39
48	5	2948	C	C4-N4	-6.04	1.28	1.33
2	B	262	TRP	CB-CG	-6.03	1.39	1.50
48	5	3102	G	N1-C2	-6.03	1.32	1.37
48	5	2372	A	N3-C4	-6.03	1.31	1.34
48	5	884	A	C8-N7	6.03	1.35	1.31
48	5	2341	A	N3-C4	6.03	1.38	1.34
48	5	1454	A	C6-N6	-6.02	1.29	1.33
48	5	859	G	C6-N1	-6.01	1.35	1.39
48	5	2915	U	C2-O2	-6.00	1.17	1.22
48	5	2214	A	P-OP2	-6.00	1.38	1.49
48	5	2946	A	C6-N1	-6.00	1.31	1.35
48	5	2377	G	N9-C8	-5.98	1.33	1.37
48	5	2188	A	N3-C4	-5.98	1.31	1.34
48	5	1332	A	C5-C4	-5.97	1.34	1.38
48	5	1174	G	C5-C4	-5.97	1.34	1.38
48	5	348	A	P-OP1	-5.97	1.38	1.49

Continued on next page...

Continued from previous page...

Mol	Chain	Res	Type	Atoms	Z	Observed(Å)	Ideal(Å)
48	5	1504	A	C6-N1	-5.96	1.31	1.35
48	5	3308	C	N3-C4	-5.96	1.29	1.33
48	5	3010	U	C2-N3	-5.96	1.33	1.37
48	5	647	A	N3-C4	-5.96	1.31	1.34
48	5	744	A	N9-C4	-5.95	1.34	1.37
48	5	1149	G	C5-C4	-5.95	1.34	1.38
48	5	3335	A	N9-C4	-5.95	1.34	1.37
48	5	931	C	C4-N4	-5.94	1.28	1.33
48	5	1152	G	N1-C2	5.94	1.42	1.37
48	5	1837	U	P-OP2	-5.94	1.38	1.49
48	5	1429	G	N9-C8	-5.93	1.33	1.37
48	5	2730	G	N9-C4	-5.93	1.33	1.38
49	7	89	G	C5-C4	-5.92	1.34	1.38
48	5	3227	A	N3-C4	-5.91	1.31	1.34
48	5	345	G	C5-C4	-5.91	1.34	1.38
48	5	857	G	C6-O6	-5.91	1.18	1.24
48	5	922	U	P-OP2	-5.90	1.39	1.49
48	5	3047	U	C2-N3	-5.90	1.33	1.37
48	5	2524	A	C5-C4	5.89	1.42	1.38
48	5	2278	C	N1-C6	5.88	1.40	1.37
48	5	784	A	C5-C6	-5.88	1.35	1.41
48	5	3005	A	N7-C5	-5.87	1.35	1.39
48	5	2858	U	C2-N3	-5.85	1.33	1.37
50	8	111	A	N9-C4	-5.85	1.34	1.37
48	5	2335	G	C5-C4	-5.85	1.34	1.38
48	5	2977	G	C6-N1	-5.84	1.35	1.39
48	5	1156	C	C4-N4	-5.84	1.28	1.33
48	5	3000	A	N9-C4	-5.84	1.34	1.37
48	5	416	A	N7-C5	-5.84	1.35	1.39
48	5	2412	G	N1-C2	-5.84	1.33	1.37
48	5	1172	G	N1-C2	-5.83	1.33	1.37
48	5	3245	A	N7-C5	-5.83	1.35	1.39
48	5	577	C	N1-C6	-5.83	1.33	1.37
48	5	1203	A	C5-C6	-5.83	1.35	1.41
48	5	2884	C	C2-O2	-5.82	1.19	1.24
48	5	1138	U	C4-O4	-5.82	1.19	1.23
48	5	1213	G	N1-C2	-5.81	1.33	1.37
48	5	518	G	C5-C4	-5.81	1.34	1.38
48	5	1903	U	C4-O4	5.80	1.28	1.23
48	5	369	A	C6-N6	-5.80	1.29	1.33
48	5	2971	A	N9-C4	5.80	1.41	1.37
48	5	868	C	N1-C6	-5.80	1.33	1.37

Continued on next page...

Continued from previous page...

Mol	Chain	Res	Type	Atoms	Z	Observed(Å)	Ideal(Å)
48	5	2732	G	C6-N1	-5.79	1.35	1.39
48	5	2367	A	N9-C4	5.79	1.41	1.37
48	5	2401	A	N9-C4	5.79	1.41	1.37
48	5	2612	U	C2-N3	-5.79	1.33	1.37
48	5	1149	G	N9-C8	-5.79	1.33	1.37
48	5	3095	U	C4-O4	-5.79	1.19	1.23
48	5	2915	U	C2-N3	-5.79	1.33	1.37
48	5	1332	A	C6-N1	-5.78	1.31	1.35
48	5	339	C	N3-C4	-5.78	1.29	1.33
48	5	1449	A	N7-C5	-5.78	1.35	1.39
48	5	1305	U	N1-C6	-5.78	1.32	1.38
48	5	2860	U	C4-O4	5.77	1.28	1.23
48	5	1365	G	C6-N1	-5.76	1.35	1.39
48	5	805	G	N7-C5	5.76	1.42	1.39
48	5	2375	G	C6-N1	-5.76	1.35	1.39
48	5	1308	A	N9-C8	-5.75	1.33	1.37
48	5	1849	C	C4-C5	-5.75	1.38	1.43
48	5	1477	A	N3-C4	-5.74	1.31	1.34
48	5	1127	G	C5-C4	-5.74	1.34	1.38
48	5	100	A	N9-C4	-5.74	1.34	1.37
48	5	2921	U	C4-O4	-5.73	1.19	1.23
48	5	1208	U	N3-C4	-5.73	1.33	1.38
48	5	1145	G	N3-C4	-5.73	1.31	1.35
15	O	40[B]	ALA	C-N	-5.73	1.20	1.34
48	5	200	C	N3-C4	-5.72	1.29	1.33
48	5	953	G	N3-C4	-5.72	1.31	1.35
48	5	1112	A	C6-N1	-5.72	1.31	1.35
48	5	2957	G	C8-N7	-5.72	1.27	1.30
48	5	2960	C	C4-N4	-5.72	1.28	1.33
48	5	2888	U	C2-N3	-5.71	1.33	1.37
48	5	2892	A	C6-N1	-5.71	1.31	1.35
48	5	1898	G	C5-C4	-5.71	1.34	1.38
48	5	2350	C	N1-C6	-5.70	1.33	1.37
48	5	2382	G	N7-C5	-5.70	1.35	1.39
48	5	876	A	N1-C2	-5.70	1.29	1.34
48	5	652	G	C5-C4	-5.70	1.34	1.38
48	5	883	A	P-OP1	5.69	1.58	1.49
48	5	1370	G	N9-C8	-5.69	1.33	1.37
48	5	326	U	C4-O4	-5.69	1.19	1.23
48	5	657	A	N3-C4	-5.69	1.31	1.34
48	5	428	A	N7-C5	-5.69	1.35	1.39
48	5	984	G	N7-C5	-5.69	1.35	1.39

Continued on next page...

Continued from previous page...

Mol	Chain	Res	Type	Atoms	Z	Observed(Å)	Ideal(Å)
48	5	1910	A	C5-C4	-5.69	1.34	1.38
48	5	559	A	N7-C5	-5.68	1.35	1.39
48	5	1450	G	C5-C4	-5.67	1.34	1.38
48	5	657	A	N9-C4	-5.66	1.34	1.37
49	7	39	C	N3-C4	-5.66	1.29	1.33
48	5	1189	C	N1-C6	-5.66	1.33	1.37
48	5	1414	G	C6-N1	-5.64	1.35	1.39
48	5	2134	G	C6-N1	-5.64	1.35	1.39
48	5	2147	A	N7-C5	-5.64	1.35	1.39
25	Y	38	GLU	CG-CD	5.64	1.60	1.51
48	5	2888	U	C4-C5	-5.64	1.38	1.43
50	8	54	A	N9-C4	-5.64	1.34	1.37
48	5	39	A	N3-C4	-5.63	1.31	1.34
48	5	1462	A	N9-C4	-5.63	1.34	1.37
48	5	3184	A	N9-C4	-5.63	1.34	1.37
48	5	3218	A	N9-C4	-5.62	1.34	1.37
48	5	2340	U	C4-O4	-5.62	1.19	1.23
48	5	1043	C	N3-C4	-5.62	1.30	1.33
48	5	1320	C	C4-C5	-5.62	1.38	1.43
48	5	2323	G	N1-C2	-5.61	1.33	1.37
48	5	2646	C	N1-C6	-5.61	1.33	1.37
15	O	4[B]	GLN	C-N	-5.61	1.23	1.34
48	5	640	U	C2-N3	-5.61	1.33	1.37
48	5	924	G	C2-N3	-5.61	1.28	1.32
48	5	1434	G	C5-C4	-5.60	1.34	1.38
48	5	2647	A	N3-C4	-5.60	1.31	1.34
48	5	1370	G	C6-N1	-5.60	1.35	1.39
48	5	2810	C	N1-C6	-5.59	1.33	1.37
48	5	1330	A	N3-C4	-5.59	1.31	1.34
48	5	3088	G	N7-C5	-5.59	1.35	1.39
48	5	817	A	C4'-C3'	-5.58	1.47	1.52
48	5	3039	C	N1-C6	-5.58	1.33	1.37
48	5	2148	U	C4-O4	-5.58	1.19	1.23
48	5	1099	A	C6-N1	-5.58	1.31	1.35
48	5	2302	G	N1-C2	-5.57	1.33	1.37
48	5	344	A	N9-C8	-5.57	1.33	1.37
48	5	949	C	N3-C4	-5.57	1.30	1.33
48	5	360	G	N9-C8	-5.56	1.33	1.37
48	5	900	G	C6-N1	-5.56	1.35	1.39
48	5	1432	C	N1-C6	-5.56	1.33	1.37
48	5	3088	G	C5-C6	-5.55	1.36	1.42
48	5	2609	A	C5-C4	-5.55	1.34	1.38

Continued on next page...

Continued from previous page...

Mol	Chain	Res	Type	Atoms	Z	Observed(Å)	Ideal(Å)
48	5	899	U	C4-O4	-5.55	1.19	1.23
48	5	1413	G	C6-N1	-5.55	1.35	1.39
48	5	2626	A	N9-C8	-5.55	1.33	1.37
48	5	1174	G	C8-N7	-5.54	1.27	1.30
48	5	1338	C	N1-C6	-5.54	1.33	1.37
48	5	1443	G	N3-C4	-5.54	1.31	1.35
48	5	1309	U	N1-C2	-5.54	1.33	1.38
48	5	2419	A	C6-N1	-5.54	1.31	1.35
48	5	2860	U	P-OP2	-5.54	1.39	1.49
48	5	2301	U	C2-O2	-5.54	1.17	1.22
48	5	1319	G	N9-C8	-5.53	1.33	1.37
48	5	2824	G	N7-C5	-5.53	1.35	1.39
48	5	2361	A	N7-C5	-5.53	1.35	1.39
48	5	421	G	N1-C2	-5.53	1.33	1.37
48	5	3374	U	C4-O4	-5.52	1.19	1.23
48	5	891	G	N9-C4	-5.52	1.33	1.38
48	5	987	U	C2-O2	-5.51	1.17	1.22
48	5	2717	U	C2-N3	-5.51	1.33	1.37
48	5	2941	A	N9-C8	-5.51	1.33	1.37
48	5	2391	G	C6-O6	-5.51	1.19	1.24
48	5	1130	A	N1-C2	-5.50	1.29	1.34
48	5	889	U	C4-O4	-5.50	1.19	1.23
48	5	2336	U	C2-O2	-5.50	1.17	1.22
2	B	349	LYS	CD-CE	5.50	1.65	1.51
48	5	2920	U	P-OP1	-5.50	1.39	1.49
48	5	1875	G	C6-N1	-5.50	1.35	1.39
48	5	354	U	C2-N3	-5.50	1.33	1.37
48	5	1433	A	N7-C5	-5.49	1.35	1.39
48	5	2397	A	C5-C6	5.49	1.46	1.41
48	5	2908	G	C2-N3	-5.49	1.28	1.32
48	5	1901	A	N9-C8	-5.49	1.33	1.37
48	5	2823	G	C5-C4	-5.49	1.34	1.38
48	5	706	A	C5-C4	-5.49	1.34	1.38
48	5	1301	A	N9-C8	-5.49	1.33	1.37
48	5	1086	C	C4-C5	-5.48	1.38	1.43
48	5	2164	A	N7-C5	-5.48	1.35	1.39
48	5	1911	A	C5-C6	-5.48	1.36	1.41
48	5	2611	U	P-OP1	-5.48	1.39	1.49
48	5	1195	A	N1-C2	-5.47	1.29	1.34
48	5	1320	C	C4-N4	-5.47	1.29	1.33
48	5	2775	U	C2-N3	-5.47	1.33	1.37
48	5	508	U	C5-C6	-5.47	1.29	1.34

Continued on next page...

Continued from previous page...

Mol	Chain	Res	Type	Atoms	Z	Observed(Å)	Ideal(Å)
48	5	3013	U	C2-N3	-5.47	1.33	1.37
48	5	2932	U	C2-N3	-5.47	1.33	1.37
48	5	824	C	N3-C4	-5.46	1.30	1.33
48	5	2419	A	P-O5'	5.46	1.65	1.59
48	5	2834	G	C2-N3	-5.46	1.28	1.32
48	5	3096	C	N1-C6	-5.46	1.33	1.37
48	5	420	G	N9-C8	-5.46	1.34	1.37
48	5	3107	U	C2-N3	-5.46	1.33	1.37
48	5	2417	U	C4-O4	5.45	1.28	1.23
48	5	784	A	N7-C5	-5.45	1.35	1.39
48	5	2122	G	C5-C4	-5.44	1.34	1.38
48	5	2987	A	C6-N1	-5.44	1.31	1.35
48	5	834	U	C4-O4	-5.44	1.19	1.23
48	5	631	U	N3-C4	-5.44	1.33	1.38
48	5	1492	G	C2-N3	5.43	1.37	1.32
48	5	36	C	N1-C2	-5.43	1.34	1.40
48	5	1845	G	C5-C4	-5.43	1.34	1.38
48	5	2904	U	C2-N3	-5.43	1.33	1.37
48	5	1147	G	N9-C8	-5.43	1.34	1.37
48	5	522	A	P-O5'	-5.43	1.54	1.59
48	5	365	A	N7-C5	-5.42	1.35	1.39
48	5	635	G	P-OP2	-5.42	1.39	1.49
48	5	2128	C	C4-N4	-5.42	1.29	1.33
48	5	49	A	C5-C4	-5.42	1.34	1.38
49	7	5	G	N9-C8	-5.42	1.34	1.37
48	5	2204	C	N3-C4	-5.41	1.30	1.33
48	5	831	G	N7-C5	-5.41	1.36	1.39
48	5	1324	U	C2-N3	-5.41	1.33	1.37
48	5	3052	G	N1-C2	-5.41	1.33	1.37
48	5	895	A	N3-C4	-5.41	1.31	1.34
48	5	417	A	N7-C5	-5.41	1.36	1.39
48	5	1177	G	N7-C5	-5.41	1.36	1.39
48	5	2198	A	N9-C4	-5.41	1.34	1.37
48	5	3273	A	N9-C4	-5.41	1.34	1.37
48	5	2693	C	N1-C6	-5.40	1.33	1.37
48	5	2974	U	C2-N3	-5.40	1.33	1.37
49	7	88	G	N1-C2	-5.40	1.33	1.37
48	5	2336	U	N3-C4	-5.39	1.33	1.38
49	7	66	A	P-OP2	-5.39	1.39	1.49
48	5	39	A	C5-C4	-5.39	1.34	1.38
48	5	2937	G	C5-C4	-5.38	1.34	1.38
48	5	363	G	N3-C4	-5.38	1.31	1.35

Continued on next page...

Continued from previous page...

Mol	Chain	Res	Type	Atoms	Z	Observed(Å)	Ideal(Å)
48	5	1327	C	N3-C4	-5.38	1.30	1.33
48	5	1908	A	C6-N1	-5.38	1.31	1.35
48	5	1338	C	C4-C5	-5.38	1.38	1.43
48	5	2342	U	C2-N3	-5.37	1.33	1.37
48	5	864	G	C5-C4	-5.37	1.34	1.38
48	5	990	U	C2-N3	-5.37	1.33	1.37
48	5	505	G	N3-C4	-5.37	1.31	1.35
48	5	2744	U	C2-N3	-5.37	1.33	1.37
50	8	25	G	N1-C2	-5.37	1.33	1.37
48	5	755	A	C6-N1	-5.36	1.31	1.35
48	5	1895	A	N3-C4	-5.36	1.31	1.34
48	5	806	A	P-OP2	-5.36	1.39	1.49
48	5	2643	A	C6-N1	5.35	1.39	1.35
48	5	1833	G	C6-N1	-5.35	1.35	1.39
48	5	2191	U	N3-C4	-5.35	1.33	1.38
48	5	1851	G	C8-N7	-5.35	1.27	1.30
48	5	3114	A	N3-C4	-5.35	1.31	1.34
48	5	1135	A	N9-C8	-5.35	1.33	1.37
48	5	1443	G	N1-C2	-5.35	1.33	1.37
48	5	956	U	N3-C4	-5.35	1.33	1.38
48	5	2730	G	N7-C5	-5.34	1.36	1.39
48	5	2395	G	C6-N1	-5.34	1.35	1.39
48	5	3115	C	N3-C4	-5.34	1.30	1.33
48	5	666	A	N3-C4	-5.33	1.31	1.34
48	5	1415	U	C2-O2	-5.33	1.17	1.22
48	5	1468	A	N7-C5	-5.33	1.36	1.39
48	5	2341	A	N9-C8	-5.33	1.33	1.37
48	5	41	G	N9-C4	-5.33	1.33	1.38
48	5	1477	A	C6-N1	-5.33	1.31	1.35
48	5	2912	G	N9-C8	-5.33	1.34	1.37
48	5	3039	C	C4-C5	-5.33	1.38	1.43
48	5	290	G	C6-N1	-5.32	1.35	1.39
2	B	287	LYS	CD-CE	5.32	1.64	1.51
48	5	95	A	C5-C4	-5.32	1.35	1.38
48	5	2365	C	N3-C4	-5.32	1.30	1.33
48	5	3307	A	C2-N3	-5.32	1.28	1.33
48	5	1888	U	N1-C6	-5.32	1.33	1.38
48	5	2734	A	N9-C4	-5.31	1.34	1.37
48	5	1404	G	N9-C8	-5.31	1.34	1.37
48	5	2619	G	C6-O6	-5.31	1.19	1.24
9	I	96	VAL	CB-CG2	-5.30	1.41	1.52
48	5	2922	G	C6-O6	-5.30	1.19	1.24

Continued on next page...

Continued from previous page...

Mol	Chain	Res	Type	Atoms	Z	Observed(Å)	Ideal(Å)
48	5	1190	A	C6-N1	-5.30	1.31	1.35
48	5	2697	A	N9-C4	5.30	1.41	1.37
48	5	903	U	C2-N3	-5.30	1.34	1.37
48	5	1209	G	C2-N3	-5.29	1.28	1.32
48	5	1296	C	N3-C4	-5.29	1.30	1.33
48	5	3372	A	N9-C4	5.29	1.41	1.37
48	5	693	A	N9-C4	-5.29	1.34	1.37
48	5	818	C	P-OP1	-5.29	1.40	1.49
48	5	1117	G	N7-C5	-5.29	1.36	1.39
48	5	3179	U	C4-O4	-5.29	1.19	1.23
27	a	15	VAL	C-O	5.28	1.33	1.23
48	5	1362	G	C6-N1	-5.28	1.35	1.39
48	5	2434	U	C2-N3	-5.28	1.34	1.37
48	5	2272	G	C6-N1	-5.27	1.35	1.39
48	5	2734	A	N3-C4	-5.27	1.31	1.34
48	5	436	A	C5-C4	5.27	1.42	1.38
48	5	609	G	N3-C4	-5.27	1.31	1.35
48	5	2372	A	C6-N1	-5.27	1.31	1.35
48	5	2376	G	C6-O6	-5.27	1.19	1.24
48	5	2632	G	C8-N7	5.27	1.34	1.30
48	5	1838	G	C5-C4	-5.27	1.34	1.38
48	5	1171	G	N7-C5	-5.26	1.36	1.39
15	O	196[B]	SER	C-N	-5.26	1.22	1.34
48	5	2620	G	N1-C2	-5.26	1.33	1.37
48	5	912	G	N3-C4	5.26	1.39	1.35
48	5	1840	U	C2-N3	-5.25	1.34	1.37
48	5	2414	G	C5-C4	-5.25	1.34	1.38
48	5	658	G	N3-C4	-5.25	1.31	1.35
48	5	1116	G	N9-C8	-5.25	1.34	1.37
48	5	1902	G	C6-N1	-5.25	1.35	1.39
48	5	1515	A	N7-C5	-5.24	1.36	1.39
48	5	3216	G	C5-C4	-5.24	1.34	1.38
48	5	1131	G	N7-C5	-5.24	1.36	1.39
48	5	2318	U	N3-C4	-5.24	1.33	1.38
6	F	131	GLU	CD-OE2	5.24	1.31	1.25
48	5	1114	U	C2-N3	-5.24	1.34	1.37
48	5	3112	G	C5-C4	-5.23	1.34	1.38
48	5	649	A	N7-C5	-5.23	1.36	1.39
48	5	2934	A	C6-N1	-5.23	1.31	1.35
48	5	1151	U	C4-O4	-5.23	1.19	1.23
48	5	3065	G	C6-N1	-5.22	1.35	1.39
39	m	79	GLU	CD-OE1	5.22	1.31	1.25

Continued on next page...

Continued from previous page...

Mol	Chain	Res	Type	Atoms	Z	Observed(Å)	Ideal(Å)
48	5	1832	C	N1-C6	-5.22	1.34	1.37
48	5	2617	U	C4-O4	-5.22	1.19	1.23
48	5	994	G	C5-C4	-5.21	1.34	1.38
48	5	1902	G	C8-N7	-5.21	1.27	1.30
48	5	70	A	N7-C5	-5.21	1.36	1.39
48	5	1115	G	N7-C5	-5.21	1.36	1.39
48	5	645	A	C8-N7	-5.21	1.27	1.31
48	5	52	A	N7-C5	-5.20	1.36	1.39
48	5	1056	U	C2-N3	5.20	1.41	1.37
48	5	1117	G	C8-N7	-5.20	1.27	1.30
48	5	1409	G	C6-N1	-5.20	1.35	1.39
46	t	388	TYR	C-N	5.20	1.44	1.34
48	5	1797	A	C5-C4	-5.20	1.35	1.38
48	5	1151	U	C2-N3	-5.20	1.34	1.37
48	5	2214	A	N9-C4	-5.20	1.34	1.37
48	5	917	A	N3-C4	-5.20	1.31	1.34
48	5	1425	U	C2-N3	-5.20	1.34	1.37
48	5	1157	G	N9-C8	-5.20	1.34	1.37
48	5	433	A	N9-C4	-5.19	1.34	1.37
48	5	1117	G	C6-O6	-5.19	1.19	1.24
48	5	2327	U	N3-C4	-5.18	1.33	1.38
48	5	925	A	N7-C5	-5.18	1.36	1.39
48	5	835	G	C5-C4	-5.18	1.34	1.38
48	5	3000	A	C5-C4	-5.18	1.35	1.38
48	5	3032	A	N7-C5	-5.18	1.36	1.39
48	5	627	U	C2-N3	-5.18	1.34	1.37
48	5	1326	A	C5-C4	-5.17	1.35	1.38
48	5	798	G	C6-O6	-5.17	1.19	1.24
10	J	8	PRO	CB-CG	5.17	1.75	1.50
48	5	658	G	N9-C4	-5.17	1.33	1.38
48	5	2375	G	P-OP2	-5.17	1.40	1.49
48	5	859	G	C2-N3	-5.17	1.28	1.32
48	5	884	A	C5-C6	-5.17	1.36	1.41
48	5	1607	U	C3'-O3'	5.16	1.49	1.42
48	5	2936	A	C4'-C3'	-5.16	1.47	1.52
48	5	2993	G	N7-C5	-5.16	1.36	1.39
48	5	2693	C	N3-C4	-5.16	1.30	1.33
48	5	345	G	C6-O6	-5.16	1.19	1.24
48	5	1170	A	C8-N7	-5.16	1.27	1.31
48	5	1184	A	N3-C4	-5.16	1.31	1.34
48	5	49	A	N3-C4	-5.15	1.31	1.34
48	5	282	G	C2-N3	-5.15	1.28	1.32

Continued on next page...

Continued from previous page...

Mol	Chain	Res	Type	Atoms	Z	Observed(Å)	Ideal(Å)
8	H	82	VAL	CB-CG2	-5.15	1.42	1.52
48	5	284	A	N9-C4	5.15	1.41	1.37
48	5	656	A	O3'-P	-5.15	1.54	1.61
48	5	3316	A	N3-C4	-5.15	1.31	1.34
48	5	1154	A	C5-C4	-5.14	1.35	1.38
48	5	1311	G	N7-C5	-5.14	1.36	1.39
48	5	984	G	N9-C8	-5.14	1.34	1.37
48	5	2706	G	C8-N7	-5.14	1.27	1.30
4	D	95	TRP	CG-CD1	5.14	1.44	1.36
48	5	2659	G	N1-C2	-5.14	1.33	1.37
48	5	652	G	N7-C5	-5.13	1.36	1.39
48	5	2692	A	N7-C5	-5.13	1.36	1.39
48	5	2859	U	C2-N3	-5.13	1.34	1.37
48	5	2912	G	C5-C4	-5.13	1.34	1.38
48	5	2163	C	N3-C4	-5.13	1.30	1.33
48	5	3070	A	C6-N1	-5.13	1.31	1.35
48	5	1188	U	C2-N3	-5.13	1.34	1.37
30	d	61	LYS	CD-CE	5.12	1.64	1.51
48	5	2858	U	C2-O2	-5.12	1.17	1.22
48	5	404	G	N9-C8	-5.12	1.34	1.37
48	5	1179	A	P-OP2	-5.12	1.40	1.49
48	5	934	G	C5-C4	-5.12	1.34	1.38
48	5	1208	U	C2-N3	-5.12	1.34	1.37
48	5	2865	U	N1-C2	5.11	1.43	1.38
48	5	2172	A	N9-C4	-5.11	1.34	1.37
48	5	2882	U	C2-O2	-5.11	1.17	1.22
48	5	891	G	N3-C4	-5.11	1.31	1.35
48	5	1123	U	N3-C4	-5.11	1.33	1.38
48	5	1898	G	N9-C8	-5.10	1.34	1.37
48	5	2912	G	C8-N7	-5.10	1.27	1.30
48	5	984	G	C6-N1	-5.09	1.35	1.39
48	5	2837	A	N3-C4	-5.09	1.31	1.34
48	5	1143	A	N3-C4	-5.09	1.31	1.34
48	5	34	A	N3-C4	-5.09	1.31	1.34
48	5	2190	U	C2-O2	-5.09	1.17	1.22
48	5	1851	G	C5-C4	-5.09	1.34	1.38
48	5	1886	A	N3-C4	-5.09	1.31	1.34
48	5	2634	U	N3-C4	5.08	1.43	1.38
48	5	397	A	N3-C4	-5.08	1.31	1.34
48	5	1188	U	C5-C6	-5.08	1.29	1.34
48	5	2859	U	N3-C4	-5.08	1.33	1.38
48	5	999	G	C5-C4	-5.08	1.34	1.38

Continued on next page...

Continued from previous page...

Mol	Chain	Res	Type	Atoms	Z	Observed(Å)	Ideal(Å)
48	5	2141	U	P-OP1	-5.08	1.40	1.49
50	8	21	C	N1-C6	-5.08	1.34	1.37
48	5	1049	C	C4-N4	-5.07	1.29	1.33
48	5	2302	G	C6-N1	-5.07	1.35	1.39
48	5	103	G	C8-N7	5.07	1.33	1.30
48	5	2958	A	N9-C4	-5.07	1.34	1.37
48	5	1145	G	C2-N3	-5.07	1.28	1.32
48	5	1388	U	C2-O2	-5.06	1.17	1.22
48	5	877	C	C4-N4	-5.06	1.29	1.33
48	5	1338	C	C4-N4	-5.06	1.29	1.33
48	5	3122	A	N7-C5	-5.06	1.36	1.39
48	5	2303	A	N3-C4	-5.06	1.31	1.34
48	5	2632	G	N7-C5	5.06	1.42	1.39
48	5	2666	C	N1-C6	-5.06	1.34	1.37
48	5	2147	A	C5-C4	-5.05	1.35	1.38
48	5	2930	A	N3-C4	5.05	1.37	1.34
39	m	79	GLU	CD-OE2	5.05	1.31	1.25
48	5	585	A	N3-C4	-5.05	1.31	1.34
48	5	1433	A	N9-C8	-5.05	1.33	1.37
48	5	38	U	O3'-P	-5.05	1.55	1.61
48	5	1791	C	N1-C6	-5.04	1.34	1.37
48	5	1919	G	C6-N1	-5.04	1.36	1.39
48	5	3245	A	N1-C2	5.04	1.38	1.34
48	5	333	G	C6-N1	-5.04	1.36	1.39
48	5	1307	G	N7-C5	-5.04	1.36	1.39
49	7	88	G	C6-N1	-5.04	1.36	1.39
48	5	2977	G	N1-C2	-5.04	1.33	1.37
48	5	3172	A	N9-C8	-5.04	1.33	1.37
8	H	110	LYS	CD-CE	5.04	1.63	1.51
48	5	2717	U	C2-O2	-5.04	1.17	1.22
48	5	2928	C	C4'-C3'	-5.03	1.47	1.52
48	5	2640	A	N9-C4	-5.03	1.34	1.37
48	5	2323	G	N3-C4	-5.03	1.31	1.35
48	5	2372	A	C3'-O3'	5.03	1.49	1.42
32	f	91	ALA	N-CA	5.03	1.56	1.46
48	5	2243	A	N3-C4	-5.03	1.31	1.34
48	5	2291	A	N9-C4	-5.03	1.34	1.37
48	5	2366	C	C2-N3	5.03	1.39	1.35
48	5	2620	G	C5-C4	-5.03	1.34	1.38
49	7	94	C	C4-C5	-5.02	1.39	1.43
48	5	1435	A	C6-N6	-5.02	1.29	1.33
48	5	726	G	N7-C5	-5.02	1.36	1.39

Continued on next page...

Continued from previous page...

Mol	Chain	Res	Type	Atoms	Z	Observed(Å)	Ideal(Å)
48	5	2993	G	N1-C2	-5.01	1.33	1.37
48	5	1910	A	C6-N6	-5.01	1.29	1.33
48	5	1299	U	C4-O4	-5.01	1.19	1.23
48	5	987	U	C4-C5	5.01	1.48	1.43
18	R	72	GLU	CG-CD	5.01	1.59	1.51
30	d	102	LYS	CD-CE	5.00	1.63	1.51
48	5	2189	U	C2-O2	-5.00	1.17	1.22
48	5	2922	G	C5-C6	-5.00	1.37	1.42

All (4127) bond angle outliers are listed below:

Mol	Chain	Res	Type	Atoms	Z	Observed(°)	Ideal(°)
46	t	81	LYS	O-C-N	-73.85	4.54	122.70
46	t	15	LYS	O-C-N	-50.53	41.85	122.70
46	t	544	ASN	O-C-N	-46.67	32.42	121.10
46	t	162	PRO	N-CA-CB	37.84	148.71	103.30
46	t	168	PRO	N-CA-CB	37.79	148.65	103.30
46	t	172	PRO	N-CA-CB	37.77	148.62	103.30
46	t	545	PRO	N-CA-CB	37.68	148.52	103.30
46	t	520	PRO	N-CA-CB	37.65	148.48	103.30
48	5	1152	G	N3-C4-C5	33.58	145.39	128.60
46	t	162	PRO	CA-N-CD	-32.70	65.72	111.50
46	t	168	PRO	CA-N-CD	-32.65	65.78	111.50
46	t	545	PRO	CA-N-CD	-32.63	65.81	111.50
46	t	172	PRO	CA-N-CD	-32.32	66.26	111.50
46	t	520	PRO	CA-N-CD	-32.26	66.34	111.50
48	5	1152	G	N3-C4-N9	-31.56	107.06	126.00
48	5	1152	G	N3-C2-N2	-27.01	101.00	119.90
46	t	246	ARG	NE-CZ-NH1	-25.23	107.68	120.30
46	t	519	ARG	NE-CZ-NH2	-25.23	107.68	120.30
46	t	134	ARG	NE-CZ-NH2	-25.23	107.69	120.30
46	t	29	ARG	NE-CZ-NH2	-25.22	107.69	120.30
46	t	441	ARG	NE-CZ-NH1	-25.22	107.69	120.30
46	t	245	ARG	NE-CZ-NH2	-25.20	107.70	120.30
46	t	57	ARG	NE-CZ-NH2	-25.20	107.70	120.30
46	t	75	ARG	NE-CZ-NH1	-25.20	107.70	120.30
46	t	246	ARG	NE-CZ-NH2	-25.18	107.71	120.30
46	t	243	ARG	NE-CZ-NH1	-25.16	107.72	120.30
46	t	29	ARG	NE-CZ-NH1	-25.14	107.73	120.30
46	t	75	ARG	NE-CZ-NH2	-25.13	107.74	120.30
46	t	502	ARG	NE-CZ-NH1	-25.13	107.74	120.30
46	t	502	ARG	NE-CZ-NH2	-25.12	107.74	120.30

Continued on next page...

Continued from previous page...

Mol	Chain	Res	Type	Atoms	Z	Observed(°)	Ideal(°)
46	t	249	ARG	NE-CZ-NH2	-25.12	107.74	120.30
46	t	248	ARG	NE-CZ-NH1	-25.11	107.74	120.30
46	t	243	ARG	NE-CZ-NH2	-25.10	107.75	120.30
46	t	57	ARG	NE-CZ-NH1	-25.10	107.75	120.30
46	t	232	ARG	NE-CZ-NH2	-25.05	107.77	120.30
46	t	87	ARG	NE-CZ-NH2	-25.05	107.78	120.30
46	t	441	ARG	NE-CZ-NH2	-25.04	107.78	120.30
46	t	224	ARG	NE-CZ-NH1	-25.03	107.78	120.30
46	t	224	ARG	NE-CZ-NH2	-25.03	107.79	120.30
46	t	519	ARG	NE-CZ-NH1	-25.03	107.79	120.30
46	t	87	ARG	NE-CZ-NH1	-25.02	107.79	120.30
46	t	134	ARG	NE-CZ-NH1	-25.00	107.80	120.30
46	t	249	ARG	NE-CZ-NH1	-24.99	107.81	120.30
46	t	248	ARG	NE-CZ-NH2	-24.97	107.81	120.30
46	t	245	ARG	NE-CZ-NH1	-24.95	107.82	120.30
46	t	232	ARG	NE-CZ-NH1	-24.95	107.83	120.30
46	t	60	THR	N-CA-CB	24.21	156.29	110.30
46	t	54	THR	N-CA-CB	24.07	156.03	110.30
46	t	526	THR	N-CA-CB	24.04	155.98	110.30
48	5	1152	G	C2-N3-C4	-24.00	99.90	111.90
46	t	166	THR	N-CA-CB	23.87	155.66	110.30
46	t	531	THR	N-CA-CB	23.72	155.38	110.30
46	t	55	THR	N-CA-CB	23.70	155.33	110.30
46	t	517	THR	N-CA-CB	23.66	155.25	110.30
46	t	516	THR	N-CA-CB	23.23	154.44	110.30
46	t	246	ARG	NH1-CZ-NH2	22.91	144.60	119.40
46	t	29	ARG	NH1-CZ-NH2	22.89	144.58	119.40
46	t	75	ARG	NH1-CZ-NH2	22.88	144.56	119.40
46	t	57	ARG	NH1-CZ-NH2	22.86	144.55	119.40
46	t	243	ARG	NH1-CZ-NH2	22.85	144.53	119.40
46	t	519	ARG	NH1-CZ-NH2	22.84	144.53	119.40
46	t	441	ARG	NH1-CZ-NH2	22.84	144.53	119.40
46	t	502	ARG	NH1-CZ-NH2	22.84	144.53	119.40
46	t	134	ARG	NH1-CZ-NH2	22.83	144.51	119.40
46	t	245	ARG	NH1-CZ-NH2	22.80	144.47	119.40
46	t	249	ARG	NH1-CZ-NH2	22.78	144.46	119.40
46	t	248	ARG	NH1-CZ-NH2	22.77	144.44	119.40
46	t	87	ARG	NH1-CZ-NH2	22.76	144.44	119.40
46	t	224	ARG	NH1-CZ-NH2	22.75	144.43	119.40
46	t	232	ARG	NH1-CZ-NH2	22.73	144.40	119.40
48	5	922	U	C5-C6-N1	-22.12	111.64	122.70
48	5	922	U	C2-N3-C4	-21.63	114.02	127.00

Continued on next page...

Continued from previous page...

Mol	Chain	Res	Type	Atoms	Z	Observed(°)	Ideal(°)
46	t	544	ASN	C-N-CD	20.99	172.48	128.40
48	5	1152	G	C5-N7-C8	-19.98	94.31	104.30
48	5	922	U	N1-C2-N3	19.53	126.62	114.90
46	t	171	GLN	C-N-CD	19.25	168.81	128.40
48	5	1152	G	C8-N9-C1'	18.99	151.68	127.00
48	5	3245	A	C2-N3-C4	-18.79	101.20	110.60
48	5	3245	A	C5-N7-C8	-18.71	94.55	103.90
46	t	519	ARG	C-N-CD	17.49	165.13	128.40
48	5	1152	G	N1-C6-O6	17.25	130.25	119.90
46	t	167	LYS	C-N-CD	16.86	163.81	128.40
48	5	1152	G	C4-N9-C1'	-16.86	104.59	126.50
48	5	1152	G	C4-C5-N7	16.67	117.47	110.80
48	5	1152	G	N1-C2-N2	16.30	130.87	116.20
48	5	922	U	N1-C2-O2	-16.13	111.51	122.80
48	5	3245	A	N7-C8-N9	15.86	121.73	113.80
48	5	776	U	C5-C6-N1	-15.62	114.89	122.70
48	5	2726	C	C6-N1-C2	-15.44	114.13	120.30
48	5	1450	G	C5-N7-C8	15.25	111.93	104.30
46	t	387	VAL	CB-CA-C	-15.09	82.74	111.40
48	5	3245	A	C4-C5-N7	15.05	118.23	110.70
46	t	520	PRO	CB-CA-C	-14.88	74.79	112.00
46	t	545	PRO	CB-CA-C	-14.88	74.81	112.00
48	5	3245	A	N1-C6-N6	14.77	127.46	118.60
46	t	550	VAL	CB-CA-C	-14.67	83.53	111.40
46	t	168	PRO	CB-CA-C	-14.62	75.45	112.00
48	5	3245	A	C6-C5-N7	-14.57	122.10	132.30
46	t	172	PRO	CB-CA-C	-14.50	75.75	112.00
48	5	1152	G	C5-C6-O6	-14.41	119.95	128.60
46	t	162	PRO	CB-CA-C	-14.30	76.24	112.00
46	t	514	VAL	N-CA-CB	14.19	142.71	111.50
46	t	84	VAL	N-CA-CB	14.18	142.69	111.50
46	t	516	THR	CB-CA-C	-14.16	73.36	111.60
48	5	2353	G	C5-C6-O6	-14.15	120.11	128.60
46	t	61	VAL	N-CA-CB	14.11	142.54	111.50
48	5	2726	C	C5-C4-N4	14.09	130.06	120.20
46	t	163	VAL	N-CA-CB	14.03	142.37	111.50
48	5	2634	U	C5-C4-O4	-14.03	117.48	125.90
48	5	2634	U	C2-N3-C4	-14.00	118.60	127.00
46	t	163	VAL	CB-CA-C	-13.97	84.86	111.40
48	5	776	U	N1-C2-N3	13.97	123.28	114.90
48	5	1592	G	N1-C6-O6	-13.96	111.53	119.90
46	t	61	VAL	CB-CA-C	-13.92	84.95	111.40

Continued on next page...

Continued from previous page...

Mol	Chain	Res	Type	Atoms	Z	Observed(°)	Ideal(°)
46	t	550	VAL	N-CA-CB	13.78	141.82	111.50
46	t	161	TYR	C-N-CD	13.76	157.30	128.40
46	t	514	VAL	CB-CA-C	-13.65	85.47	111.40
46	t	387	VAL	N-CA-CB	13.61	141.45	111.50
46	t	84	VAL	CB-CA-C	-13.60	85.57	111.40
48	5	776	U	C4-C5-C6	13.48	127.79	119.70
46	t	517	THR	CB-CA-C	-13.43	75.34	111.60
48	5	2372	A	C8-N9-C4	-13.41	100.44	105.80
48	5	2245	C	C6-N1-C2	-13.40	114.94	120.30
46	t	55	THR	CB-CA-C	-13.34	75.57	111.60
48	5	922	U	C4-C5-C6	13.27	127.66	119.70
48	5	1450	G	N7-C8-N9	-13.23	106.48	113.10
48	5	631	U	N3-C2-O2	-13.16	112.99	122.20
46	t	531	THR	CB-CA-C	-13.14	76.13	111.60
48	5	2278	C	N1-C2-O2	-13.02	111.09	118.90
46	t	166	THR	CB-CA-C	-13.02	76.45	111.60
48	5	2361	A	C2-N3-C4	13.00	117.10	110.60
48	5	2303	A	C2-N3-C4	12.94	117.07	110.60
48	5	3214	U	C5-C4-O4	12.92	133.65	125.90
48	5	2726	C	N1-C2-N3	12.86	128.20	119.20
48	5	2308	C	N1-C2-O2	-12.77	111.24	118.90
48	5	1208	U	N3-C4-O4	-12.76	110.47	119.40
48	5	1208	U	C5-C4-O4	12.73	133.54	125.90
48	5	2327	U	C5-C6-N1	-12.66	116.37	122.70
48	5	3214	U	N3-C2-O2	-12.62	113.37	122.20
48	5	1152	G	C4-C5-C6	-12.61	111.24	118.80
48	5	2758	A	C2-N3-C4	12.60	116.90	110.60
31	e	43	ARG	NE-CZ-NH1	12.57	126.59	120.30
46	t	54	THR	CB-CA-C	-12.49	77.86	111.60
46	t	526	THR	CB-CA-C	-12.44	78.01	111.60
48	5	776	U	N3-C2-O2	-12.43	113.50	122.20
48	5	1371	G	N1-C6-O6	-12.42	112.45	119.90
48	5	1434	G	C5-N7-C8	12.36	110.48	104.30
48	5	1450	G	C4-C5-N7	-12.34	105.87	110.80
48	5	1846	C	C5-C6-N1	-12.33	114.84	121.00
48	5	591	G	C5-C6-O6	-12.23	121.26	128.60
49	7	120	C	C6-N1-C2	12.21	125.18	120.30
46	t	60	THR	CB-CA-C	-12.19	78.69	111.60
48	5	2340	U	N3-C4-O4	-12.07	110.95	119.40
48	5	1308	A	N7-C8-N9	12.01	119.80	113.80
48	5	3245	A	N1-C2-N3	11.97	135.29	129.30
48	5	2726	C	C4-C5-C6	11.92	123.36	117.40

Continued on next page...

Continued from previous page...

Mol	Chain	Res	Type	Atoms	Z	Observed(°)	Ideal(°)
48	5	1056	U	C4-C5-C6	11.86	126.81	119.70
46	t	513	SER	N-CA-CB	11.83	128.24	110.50
48	5	290	G	N1-C6-O6	-11.76	112.84	119.90
48	5	667	C	C6-N1-C2	11.75	125.00	120.30
48	5	2808	A	N9-C4-C5	-11.73	101.11	105.80
48	5	2278	C	N1-C2-N3	11.73	127.41	119.20
48	5	966	U	N3-C2-O2	-11.71	114.00	122.20
48	5	2726	C	N3-C4-C5	-11.68	117.23	121.90
46	t	549	ILE	CB-CA-C	-11.68	88.25	111.60
48	5	1389	G	C4-C5-N7	11.62	115.45	110.80
46	t	512	SER	N-CA-CB	11.47	127.70	110.50
48	5	1592	G	N3-C2-N2	11.43	127.90	119.90
48	5	1797	A	C5-N7-C8	11.40	109.60	103.90
48	5	1130	A	C2-N3-C4	11.39	116.30	110.60
46	t	52	SER	N-CA-CB	11.38	127.58	110.50
48	5	2899	C	N3-C2-O2	-11.37	113.94	121.90
48	5	2142	A	C5-C6-N1	11.28	123.34	117.70
48	5	414	U	C4-C5-C6	11.26	126.45	119.70
48	5	15	C	C6-N1-C2	-11.21	115.82	120.30
48	5	3377	G	C5-C6-O6	-11.21	121.88	128.60
48	5	2744	U	N3-C2-O2	-11.20	114.36	122.20
46	t	548	SER	N-CA-CB	11.19	127.29	110.50
48	5	1004	U	N1-C2-O2	11.16	130.61	122.80
46	t	49	SER	N-CA-CB	11.15	127.22	110.50
46	t	515	SER	N-CA-CB	11.04	127.05	110.50
48	5	2278	C	N3-C4-N4	-11.03	110.28	118.00
48	5	3060	C	N1-C2-O2	-11.03	112.28	118.90
48	5	2836	C	C2-N3-C4	-11.03	114.39	119.90
48	5	776	U	C5-C4-O4	10.95	132.47	125.90
48	5	41	G	N1-C6-O6	10.94	126.47	119.90
48	5	3138	U	N1-C2-O2	-10.93	115.15	122.80
48	5	2341	A	C8-N9-C4	10.90	110.16	105.80
48	5	931	C	C2-N3-C4	-10.89	114.45	119.90
48	5	2343	C	N3-C4-C5	10.89	126.26	121.90
48	5	1403	C	C6-N1-C2	10.88	124.65	120.30
48	5	41	G	C5-C6-O6	-10.88	122.07	128.60
48	5	947	G	N3-C4-C5	-10.87	123.17	128.60
48	5	2634	U	C5-C6-N1	-10.86	117.27	122.70
48	5	1119	C	N3-C4-C5	10.86	126.24	121.90
48	5	2726	C	N3-C2-O2	-10.84	114.32	121.90
48	5	420	G	C6-N1-C2	-10.82	118.61	125.10
48	5	2632	G	N1-C6-O6	-10.80	113.42	119.90

Continued on next page...

Continued from previous page...

Mol	Chain	Res	Type	Atoms	Z	Observed(°)	Ideal(°)
48	5	922	U	C2-N1-C1'	-10.75	104.80	117.70
48	5	2353	G	N1-C6-O6	10.69	126.31	119.90
48	5	1434	G	N7-C8-N9	-10.67	107.76	113.10
48	5	2234	G	C5-C6-O6	-10.64	122.22	128.60
48	5	2899	C	N1-C2-N3	10.63	126.64	119.20
46	t	169	ILE	CB-CA-C	-10.61	90.38	111.60
48	5	2512	C	C6-N1-C2	-10.61	116.06	120.30
48	5	2288	G	C5-C6-N1	10.59	116.79	111.50
48	5	2290	C	C5-C6-N1	-10.59	115.71	121.00
48	5	2905	U	C5-C6-N1	-10.59	117.41	122.70
48	5	1147	G	C4-C5-N7	-10.58	106.57	110.80
48	5	2631	U	C2-N3-C4	-10.55	120.67	127.00
46	t	529	SER	N-CA-CB	10.54	126.32	110.50
48	5	1592	G	N1-C2-N2	-10.54	106.71	116.20
48	5	2211	U	C4-C5-C6	10.53	126.02	119.70
48	5	3122	A	C8-N9-C4	-10.52	101.59	105.80
48	5	1907	C	C6-N1-C2	-10.51	116.10	120.30
48	5	957	C	N3-C4-C5	10.51	126.10	121.90
48	5	2314	U	C5-C4-O4	-10.50	119.60	125.90
48	5	546	C	C2-N1-C1'	10.49	130.34	118.80
48	5	1911	A	C8-N9-C4	10.47	109.99	105.80
48	5	1848	G	C5-C6-O6	-10.44	122.34	128.60
48	5	2314	U	N3-C4-O4	10.44	126.71	119.40
48	5	1301	A	N1-C6-N6	10.43	124.86	118.60
48	5	3172	A	C8-N9-C4	10.40	109.96	105.80
31	e	27	ARG	NE-CZ-NH2	-10.39	115.11	120.30
48	5	965	A	C2-N3-C4	10.35	115.78	110.60
48	5	2211	U	C5-C4-O4	10.35	132.11	125.90
48	5	2364	G	N1-C6-O6	-10.33	113.70	119.90
48	5	2836	C	C5-C6-N1	-10.32	115.84	121.00
48	5	930	U	N3-C4-C5	10.32	120.79	114.60
48	5	1797	A	N7-C8-N9	-10.32	108.64	113.80
48	5	819	U	C5-C6-N1	-10.31	117.55	122.70
48	5	1513	G	C8-N9-C4	-10.27	102.29	106.40
48	5	1303	A	N1-C2-N3	-10.26	124.17	129.30
48	5	1391	C	N1-C2-O2	-10.26	112.75	118.90
48	5	1903	U	N3-C4-O4	10.25	126.58	119.40
48	5	1429	G	N3-C2-N2	10.24	127.07	119.90
48	5	847	A	C8-N9-C4	10.23	109.89	105.80
48	5	2148	U	N1-C2-O2	-10.22	115.65	122.80
48	5	1004	U	N3-C4-O4	-10.20	112.26	119.40
48	5	1056	U	C6-N1-C2	-10.20	114.88	121.00

Continued on next page...

Continued from previous page...

Mol	Chain	Res	Type	Atoms	Z	Observed(°)	Ideal(°)
48	5	3096	C	C4-C5-C6	10.20	122.50	117.40
50	8	8	C	C6-N1-C2	-10.20	116.22	120.30
48	5	414	U	C5-C6-N1	-10.18	117.61	122.70
48	5	2257	C	C6-N1-C2	-10.17	116.23	120.30
48	5	1297	C	C2-N3-C4	-10.16	114.82	119.90
48	5	1481	A	C8-N9-C4	-10.15	101.74	105.80
48	5	1440	G	N1-C6-O6	-10.13	113.83	119.90
48	5	2343	C	C2-N3-C4	-10.11	114.84	119.90
48	5	2632	G	C5-C6-O6	10.11	134.66	128.60
48	5	652	G	N1-C2-N2	-10.10	107.11	116.20
48	5	1308	A	C8-N9-C4	-10.06	101.78	105.80
48	5	3006	A	C2-N3-C4	-10.04	105.58	110.60
48	5	1208	U	N3-C2-O2	-10.04	115.17	122.20
48	5	1124	U	C4-C5-C6	-10.02	113.69	119.70
48	5	1389	G	N9-C4-C5	-10.01	101.39	105.40
48	5	877	C	N3-C4-C5	9.98	125.89	121.90
48	5	2366	C	C5-C6-N1	9.98	125.99	121.00
48	5	3362	A	C2-N3-C4	-9.97	105.62	110.60
48	5	339	C	N3-C4-N4	-9.96	111.03	118.00
50	8	25	G	N1-C6-O6	-9.95	113.93	119.90
50	8	32	C	N1-C2-O2	-9.92	112.95	118.90
48	5	2824	G	N3-C2-N2	-9.91	112.96	119.90
48	5	420	G	C5-C6-O6	-9.90	122.66	128.60
48	5	2905	U	C2-N3-C4	-9.90	121.06	127.00
48	5	2952	G	C5-C6-O6	-9.90	122.66	128.60
48	5	340	C	C2-N3-C4	-9.89	114.95	119.90
48	5	1152	G	N7-C8-N9	9.86	118.03	113.10
48	5	1484	U	C5-C6-N1	-9.85	117.77	122.70
48	5	1392	G	C8-N9-C4	9.84	110.34	106.40
48	5	2808	A	C8-N9-C4	9.84	109.73	105.80
48	5	947	G	C5-C6-N1	9.83	116.42	111.50
46	t	19	ILE	CB-CA-C	-9.82	91.96	111.60
15	O	182[B]	SER	O-C-N	-9.82	106.99	122.70
48	5	1655	G	C8-N9-C4	-9.81	102.48	106.40
48	5	2118	C	N3-C2-O2	-9.81	115.03	121.90
48	5	2246	G	N9-C4-C5	9.80	109.32	105.40
48	5	1064	A	N1-C6-N6	9.79	124.47	118.60
48	5	1655	G	N7-C8-N9	9.77	117.98	113.10
2	B	10	ARG	NE-CZ-NH2	-9.76	115.42	120.30
48	5	1057	A	N1-C6-N6	9.76	124.45	118.60
48	5	2361	A	N3-C4-C5	-9.76	119.97	126.80
46	t	168	PRO	N-CD-CG	-9.74	88.59	103.20

Continued on next page...

Continued from previous page...

Mol	Chain	Res	Type	Atoms	Z	Observed(°)	Ideal(°)
48	5	2211	U	N1-C2-N3	9.74	120.75	114.90
48	5	3096	C	C2-N3-C4	-9.74	115.03	119.90
48	5	815	G	N1-C6-O6	-9.73	114.06	119.90
48	5	835	G	C5-C6-O6	-9.73	122.76	128.60
48	5	1448	U	C5-C6-N1	-9.73	117.84	122.70
48	5	2948	C	N3-C4-N4	-9.72	111.19	118.00
48	5	591	G	N1-C6-O6	9.72	125.73	119.90
48	5	2134	G	N1-C6-O6	-9.72	114.07	119.90
48	5	645	A	C6-N1-C2	-9.71	112.77	118.60
48	5	2917	G	C5-C6-O6	-9.71	122.77	128.60
48	5	2278	C	C6-N1-C2	-9.70	116.42	120.30
48	5	1147	G	C5-N7-C8	9.70	109.15	104.30
48	5	1888	U	C5-C6-N1	-9.67	117.86	122.70
46	t	545	PRO	N-CD-CG	-9.66	88.70	103.20
48	5	1127	G	C5-C6-O6	-9.65	122.81	128.60
48	5	1042	U	N3-C4-O4	-9.65	112.64	119.40
48	5	518	G	C5-C6-O6	-9.65	122.81	128.60
48	5	1327	C	N3-C4-N4	-9.65	111.25	118.00
48	5	1152	G	C8-N9-C4	-9.64	102.54	106.40
48	5	340	C	C5-C6-N1	-9.64	116.18	121.00
48	5	2424	A	N1-C6-N6	9.64	124.38	118.60
48	5	776	U	C2-N3-C4	-9.61	121.23	127.00
49	7	49	G	N1-C6-O6	9.60	125.66	119.90
48	5	2757	U	N1-C2-N3	9.59	120.65	114.90
48	5	2391	G	C8-N9-C4	-9.58	102.57	106.40
48	5	1403	C	C5-C4-N4	-9.56	113.51	120.20
48	5	3060	C	N3-C4-N4	9.56	124.69	118.00
48	5	1056	U	N1-C2-N3	9.53	120.62	114.90
48	5	905	U	C5-C4-O4	-9.53	120.18	125.90
48	5	2572	C	N1-C2-O2	9.53	124.62	118.90
48	5	1848	G	N1-C6-O6	9.49	125.60	119.90
48	5	2899	C	C5-C4-N4	9.49	126.85	120.20
48	5	1888	U	C4-C5-C6	9.48	125.39	119.70
48	5	2202	C	C5-C4-N4	-9.48	113.57	120.20
48	5	1210	U	C5-C4-O4	9.46	131.58	125.90
48	5	2705	A	C5-C6-N1	9.46	122.43	117.70
48	5	546	C	N1-C2-O2	9.46	124.57	118.90
48	5	708	G	C4-C5-N7	9.46	114.58	110.80
48	5	644	G	C2-N3-C4	9.45	116.63	111.90
50	8	113	U	C5-C6-N1	9.45	127.43	122.70
48	5	3362	A	N7-C8-N9	9.43	118.52	113.80
48	5	1449	A	C2-N3-C4	-9.43	105.89	110.60

Continued on next page...

Continued from previous page...

Mol	Chain	Res	Type	Atoms	Z	Observed(°)	Ideal(°)
48	5	386	A	N1-C6-N6	9.43	124.25	118.60
48	5	3376	A	C8-N9-C4	-9.42	102.03	105.80
48	5	1858	A	C8-N9-C4	-9.42	102.03	105.80
48	5	1902	G	C5-C6-O6	-9.40	122.96	128.60
48	5	2340	U	N3-C4-C5	9.40	120.24	114.60
48	5	40	A	N1-C2-N3	9.40	134.00	129.30
48	5	1239	C	C5-C6-N1	9.39	125.70	121.00
48	5	2899	C	C6-N1-C2	-9.39	116.54	120.30
48	5	1064	A	N9-C4-C5	-9.38	102.05	105.80
48	5	3218	A	C5-N7-C8	-9.37	99.22	103.90
48	5	2364	G	N9-C4-C5	9.37	109.15	105.40
48	5	21	G	C2-N3-C4	-9.37	107.22	111.90
48	5	2978	U	N3-C2-O2	-9.36	115.65	122.20
48	5	947	G	C2-N3-C4	9.35	116.58	111.90
48	5	282	G	C8-N9-C4	-9.34	102.66	106.40
48	5	966	U	N1-C2-O2	9.34	129.34	122.80
48	5	811	U	C5-C6-N1	-9.34	118.03	122.70
48	5	2246	G	C4-C5-N7	-9.33	107.07	110.80
48	5	721	G	N1-C6-O6	-9.32	114.31	119.90
48	5	1447	G	C8-N9-C4	-9.29	102.68	106.40
46	t	162	PRO	N-CD-CG	-9.29	89.26	103.20
48	5	3186	A	C8-N9-C4	-9.29	102.08	105.80
48	5	3050	U	N3-C2-O2	-9.28	115.70	122.20
48	5	1371	G	C5-C6-N1	9.28	116.14	111.50
48	5	3214	U	N3-C4-O4	-9.27	112.91	119.40
48	5	1151	U	N3-C4-O4	-9.26	112.92	119.40
48	5	1449	A	N1-C6-N6	9.26	124.16	118.60
48	5	1437	C	C6-N1-C2	-9.25	116.60	120.30
48	5	994	G	C5-C6-N1	9.25	116.12	111.50
48	5	1879	A	N1-C6-N6	9.25	124.15	118.60
48	5	2830	G	N9-C4-C5	9.25	109.10	105.40
48	5	3266	G	C5-C6-O6	9.25	134.15	128.60
48	5	3309	G	N3-C4-C5	-9.25	123.98	128.60
48	5	968	G	N3-C2-N2	9.23	126.36	119.90
48	5	3060	C	C5-C4-N4	-9.23	113.74	120.20
48	5	3245	A	C8-N9-C4	-9.23	102.11	105.80
48	5	1849	C	N1-C2-O2	9.22	124.43	118.90
50	8	80	A	C8-N9-C4	-9.21	102.12	105.80
48	5	1101	G	N3-C2-N2	9.21	126.34	119.90
48	5	2550	U	C5-C4-O4	9.20	131.42	125.90
48	5	1843	C	C6-N1-C2	-9.19	116.62	120.30
48	5	2354	C	N1-C2-O2	-9.19	113.39	118.90

Continued on next page...

Continued from previous page...

Mol	Chain	Res	Type	Atoms	Z	Observed(°)	Ideal(°)
46	t	532	CYS	N-CA-CB	9.17	127.10	110.60
2	B	2	SER	N-CA-C	-9.16	86.25	111.00
48	5	834	U	N3-C4-C5	9.16	120.09	114.60
48	5	3308	C	C4-C5-C6	9.16	121.98	117.40
48	5	1050	U	N3-C2-O2	-9.15	115.80	122.20
48	5	1156	C	N3-C4-C5	9.13	125.55	121.90
48	5	2365	C	N3-C4-N4	-9.13	111.61	118.00
48	5	2693	C	N3-C2-O2	-9.13	115.51	121.90
48	5	2744	U	N1-C2-O2	9.12	129.18	122.80
48	5	2142	A	C6-N1-C2	-9.11	113.14	118.60
2	B	4	ARG	NE-CZ-NH1	9.11	124.85	120.30
48	5	3362	A	C5-N7-C8	-9.10	99.35	103.90
48	5	1133	A	C2-N3-C4	9.09	115.14	110.60
48	5	2176	U	N3-C2-O2	-9.09	115.84	122.20
48	5	1911	A	N9-C4-C5	-9.07	102.17	105.80
48	5	2942	C	N3-C4-N4	9.06	124.34	118.00
48	5	2830	G	N1-C2-N3	9.06	129.34	123.90
48	5	369	A	C8-N9-C4	-9.06	102.18	105.80
48	5	3377	G	C4-C5-N7	9.06	114.42	110.80
48	5	1317	A	C5-C6-N6	-9.05	116.46	123.70
46	t	172	PRO	N-CD-CG	-9.04	89.64	103.20
48	5	2327	U	N3-C4-O4	-9.03	113.08	119.40
48	5	1487	G	N1-C6-O6	-9.02	114.49	119.90
48	5	3212	C	C2-N3-C4	-9.02	115.39	119.90
48	5	2808	A	C2-N3-C4	-9.01	106.09	110.60
48	5	802	C	C5-C6-N1	-9.00	116.50	121.00
48	5	2372	A	N7-C8-N9	9.00	118.30	113.80
48	5	1911	A	N1-C6-N6	9.00	124.00	118.60
17	Q	66	ARG	NE-CZ-NH2	-8.99	115.81	120.30
48	5	1181	U	C5-C6-N1	-8.98	118.21	122.70
48	5	2327	U	C2-N3-C4	-8.97	121.62	127.00
48	5	2320	A	C5-C6-N6	8.97	130.88	123.70
48	5	726	G	C4-C5-N7	8.97	114.39	110.80
48	5	802	C	C4-C5-C6	8.97	121.89	117.40
48	5	1450	G	C6-C5-N7	8.96	135.78	130.40
48	5	3040	A	C8-N9-C4	8.96	109.39	105.80
48	5	1450	G	C8-N9-C4	8.95	109.98	106.40
49	7	101	G	N1-C6-O6	8.95	125.27	119.90
48	5	881	C	N1-C2-O2	8.95	124.27	118.90
48	5	2836	C	C4-C5-C6	8.95	121.87	117.40
48	5	1116	G	C4-C5-N7	-8.94	107.22	110.80
48	5	631	U	N1-C2-N3	8.94	120.26	114.90

Continued on next page...

Continued from previous page...

Mol	Chain	Res	Type	Atoms	Z	Observed(°)	Ideal(°)
48	5	2202	C	N1-C2-O2	-8.94	113.54	118.90
48	5	947	G	C6-N1-C2	-8.93	119.74	125.10
48	5	3049	A	C5-C6-N1	-8.93	113.23	117.70
48	5	631	U	N3-C4-O4	-8.93	113.15	119.40
48	5	887	G	C5-C6-N1	-8.92	107.04	111.50
48	5	2833	A	N1-C6-N6	-8.92	113.25	118.60
50	8	113	U	C2-N1-C1'	8.92	128.40	117.70
48	5	2728	G	N9-C4-C5	8.92	108.97	105.40
48	5	3382	U	C2-N1-C1'	8.92	128.40	117.70
48	5	2824	G	C6-N1-C2	-8.91	119.76	125.10
48	5	2719	U	C2-N1-C1'	-8.90	107.02	117.70
48	5	1158	A	N1-C6-N6	8.89	123.94	118.60
48	5	2857	C	N3-C4-C5	8.89	125.46	121.90
48	5	2905	U	N3-C4-O4	-8.88	113.19	119.40
48	5	433	A	C2-N3-C4	-8.87	106.16	110.60
48	5	1314	C	C2-N3-C4	-8.87	115.47	119.90
22	V	48	ARG	NE-CZ-NH1	8.87	124.73	120.30
46	t	19	ILE	N-CA-CB	8.87	131.20	110.80
48	5	2647	A	N9-C4-C5	8.86	109.34	105.80
48	5	2382	G	C5-C6-O6	8.85	133.91	128.60
48	5	3047	U	C5-C6-N1	-8.85	118.27	122.70
48	5	1044	U	N3-C4-O4	-8.85	113.21	119.40
48	5	1113	G	C2-N3-C4	-8.84	107.48	111.90
48	5	819	U	C4-C5-C6	8.84	125.00	119.70
48	5	2881	C	C2-N3-C4	-8.84	115.48	119.90
48	5	1429	G	N1-C2-N2	-8.83	108.25	116.20
48	5	2393	G	C8-N9-C4	8.82	109.93	106.40
48	5	1907	C	N3-C4-C5	-8.80	118.38	121.90
48	5	420	G	C5-C6-N1	8.79	115.89	111.50
48	5	1931	U	C2-N1-C1'	-8.79	107.15	117.70
48	5	1149	G	C2-N3-C4	8.79	116.29	111.90
48	5	2757	U	C4-C5-C6	8.78	124.97	119.70
48	5	3040	A	N7-C8-N9	-8.77	109.42	113.80
49	7	48	U	C2-N3-C4	-8.75	121.75	127.00
48	5	1840	U	N3-C2-O2	-8.74	116.08	122.20
48	5	2434	U	C5-C6-N1	-8.74	118.33	122.70
48	5	3127	A	N1-C6-N6	-8.74	113.36	118.60
17	Q	151	ARG	NE-CZ-NH1	-8.73	115.93	120.30
48	5	834	U	C4-C5-C6	-8.73	114.46	119.70
48	5	1311	G	C2-N3-C4	8.73	116.26	111.90
48	5	1846	C	C2-N3-C4	-8.73	115.54	119.90
48	5	1903	U	C4-C5-C6	8.73	124.94	119.70

Continued on next page...

Continued from previous page...

Mol	Chain	Res	Type	Atoms	Z	Observed(°)	Ideal(°)
48	5	1119	C	C2-N3-C4	-8.72	115.54	119.90
50	8	17	A	N1-C6-N6	8.71	123.83	118.60
48	5	1412	G	C8-N9-C4	-8.71	102.92	106.40
48	5	2832	C	C5-C6-N1	-8.71	116.65	121.00
48	5	726	G	C6-C5-N7	-8.71	125.18	130.40
48	5	1134	G	C5-C6-O6	-8.70	123.38	128.60
48	5	1161	G	C5-C6-N1	8.70	115.85	111.50
48	5	3123	A	C8-N9-C4	8.70	109.28	105.80
48	5	2292	U	N3-C2-O2	-8.69	116.11	122.20
48	5	2190	U	C5-C4-O4	8.69	131.12	125.90
48	5	2409	G	C8-N9-C4	-8.69	102.92	106.40
48	5	2858	U	N3-C2-O2	-8.69	116.12	122.20
48	5	2730	G	N1-C6-O6	8.68	125.11	119.90
48	5	2758	A	N1-C2-N3	-8.68	124.96	129.30
48	5	2416	U	C6-N1-C2	-8.68	115.79	121.00
48	5	2699	G	C5-C6-O6	-8.68	123.39	128.60
48	5	644	G	C5-C6-N1	8.66	115.83	111.50
48	5	796	U	N3-C2-O2	-8.66	116.14	122.20
48	5	2961	G	C8-N9-C4	-8.66	102.94	106.40
48	5	1327	C	N1-C2-O2	8.66	124.10	118.90
48	5	339	C	C5-C4-N4	8.66	126.26	120.20
48	5	2385	G	N3-C4-C5	8.66	132.93	128.60
48	5	2865	U	C5-C6-N1	8.66	127.03	122.70
48	5	2271	A	N7-C8-N9	-8.66	109.47	113.80
48	5	2434	U	N3-C4-O4	-8.64	113.35	119.40
48	5	3143	C	N1-C2-O2	-8.64	113.72	118.90
46	t	175	PRO	CA-N-CD	-8.63	99.42	111.50
48	5	326	U	C5-C4-O4	-8.63	120.72	125.90
48	5	2290	C	C2-N3-C4	-8.62	115.59	119.90
46	t	520	PRO	N-CD-CG	-8.61	90.28	103.20
49	7	92	A	N1-C6-N6	8.61	123.77	118.60
48	5	821	U	C5-C6-N1	-8.60	118.40	122.70
48	5	3374	U	N3-C4-C5	8.60	119.76	114.60
48	5	938	C	C2-N3-C4	-8.60	115.60	119.90
48	5	437	G	C8-N9-C4	-8.60	102.96	106.40
48	5	2988	C	N3-C2-O2	-8.59	115.89	121.90
48	5	3010	U	N3-C2-O2	-8.59	116.19	122.20
48	5	2392	C	C2-N3-C4	-8.59	115.61	119.90
48	5	726	G	C5-C6-O6	-8.59	123.45	128.60
48	5	2391	G	N1-C6-O6	-8.58	114.75	119.90
48	5	66	A	C8-N9-C4	8.58	109.23	105.80
48	5	2728	G	N3-C2-N2	-8.58	113.89	119.90

Continued on next page...

Continued from previous page...

Mol	Chain	Res	Type	Atoms	Z	Observed(°)	Ideal(°)
48	5	345	G	C5-C6-N1	8.57	115.79	111.50
48	5	2638	C	N1-C2-O2	-8.57	113.76	118.90
48	5	2687	G	N1-C6-O6	-8.55	114.77	119.90
48	5	2952	G	N3-C2-N2	-8.55	113.92	119.90
48	5	2524	A	C5-N7-C8	-8.54	99.63	103.90
48	5	946	U	N3-C2-O2	-8.54	116.22	122.20
48	5	2988	C	C4-C5-C6	8.54	121.67	117.40
48	5	1143	A	C5-C6-N1	-8.53	113.43	117.70
48	5	1409	G	N1-C6-O6	-8.51	114.79	119.90
48	5	2634	U	N1-C2-O2	-8.51	116.84	122.80
48	5	887	G	C5-C6-O6	8.51	133.70	128.60
48	5	1942	U	N1-C2-O2	-8.51	116.84	122.80
48	5	3137	C	N3-C4-C5	8.50	125.30	121.90
48	5	1050	U	N1-C2-O2	8.50	128.75	122.80
48	5	341	G	C5-C6-O6	-8.50	123.50	128.60
48	5	224	C	N1-C2-O2	8.49	123.99	118.90
48	5	580	C	C6-N1-C2	-8.48	116.91	120.30
48	5	2301	U	C2-N3-C4	-8.47	121.92	127.00
48	5	2913	C	C4-C5-C6	8.47	121.64	117.40
46	t	169	ILE	N-CA-CB	8.46	130.25	110.80
48	5	343	U	N3-C2-O2	-8.45	116.28	122.20
48	5	945	C	N3-C4-C5	8.45	125.28	121.90
48	5	2732	G	N1-C6-O6	-8.45	114.83	119.90
48	5	2978	U	C5-C6-N1	-8.45	118.47	122.70
48	5	3321	C	C5-C6-N1	-8.45	116.78	121.00
48	5	999	G	N1-C6-O6	-8.45	114.83	119.90
48	5	2345	A	N1-C6-N6	8.45	123.67	118.60
48	5	2928	C	C4-C5-C6	8.45	121.62	117.40
48	5	1342	C	C5-C6-N1	-8.44	116.78	121.00
48	5	1469	C	N3-C4-C5	-8.44	118.53	121.90
48	5	1085	A	N7-C8-N9	8.44	118.02	113.80
48	5	1047	A	C2-N3-C4	8.43	114.82	110.60
48	5	2683	U	N1-C2-O2	8.43	128.70	122.80
48	5	817	A	C8-N9-C4	-8.43	102.43	105.80
48	5	811	U	C2-N3-C4	-8.42	121.95	127.00
48	5	2913	C	C2-N3-C4	-8.42	115.69	119.90
48	5	652	G	N3-C4-C5	-8.42	124.39	128.60
46	t	510	CYS	N-CA-CB	8.41	125.74	110.60
48	5	1064	A	C5-C6-N6	-8.41	116.97	123.70
48	5	2234	G	N9-C4-C5	-8.40	102.04	105.40
48	5	2980	U	N1-C2-N3	8.40	119.94	114.90
50	8	14	C	C5-C6-N1	-8.40	116.80	121.00

Continued on next page...

Continued from previous page...

Mol	Chain	Res	Type	Atoms	Z	Observed(°)	Ideal(°)
48	5	2307	G	N3-C4-C5	-8.39	124.41	128.60
48	5	3102	G	N3-C2-N2	8.39	125.77	119.90
48	5	1487	G	C5-C6-O6	8.38	133.63	128.60
48	5	916	G	C5-C6-O6	8.38	133.63	128.60
48	5	1156	C	C2-N3-C4	-8.38	115.71	119.90
48	5	1402	C	N3-C2-O2	-8.38	116.03	121.90
48	5	3377	G	C5-C6-N1	8.38	115.69	111.50
48	5	986	U	C5-C4-O4	-8.38	120.87	125.90
50	8	55	U	N1-C2-N3	8.37	119.92	114.90
49	7	48	U	C5-C4-O4	-8.35	120.89	125.90
46	t	529	SER	CB-CA-C	-8.35	94.23	110.10
48	5	715	A	C2-N3-C4	8.34	114.77	110.60
48	5	2820	A	C8-N9-C4	-8.34	102.47	105.80
49	7	69	C	C6-N1-C2	8.34	123.64	120.30
49	7	96	U	C2-N3-C4	-8.34	122.00	127.00
48	5	435	C	N3-C4-C5	8.33	125.23	121.90
48	5	2870	C	C6-N1-C2	-8.33	116.97	120.30
48	5	3050	U	C5-C4-O4	8.33	130.90	125.90
48	5	2621	G	N1-C6-O6	8.32	124.89	119.90
48	5	1898	G	C2-N3-C4	8.32	116.06	111.90
50	8	80	A	N7-C8-N9	8.31	117.96	113.80
48	5	2683	U	N3-C2-O2	-8.31	116.38	122.20
48	5	616	G	C5-C6-N1	8.31	115.66	111.50
48	5	511	G	N1-C6-O6	-8.31	114.92	119.90
48	5	3173	G	C5-C6-O6	-8.31	123.61	128.60
46	t	50	TYR	N-CA-CB	8.30	125.54	110.60
49	7	93	C	C5-C6-N1	-8.30	116.85	121.00
15	O	197[B]	PHE	C-N-CA	-8.29	104.89	122.30
48	5	2360	C	C4-C5-C6	8.29	121.54	117.40
48	5	926	A	C5-C6-N1	8.28	121.84	117.70
48	5	2320	A	C2-N3-C4	-8.28	106.46	110.60
48	5	968	G	N9-C4-C5	-8.28	102.09	105.40
48	5	715	A	N1-C6-N6	-8.27	113.64	118.60
48	5	2371	G	N3-C2-N2	8.27	125.69	119.90
48	5	2695	A	C8-N9-C4	-8.27	102.49	105.80
49	7	93	C	C2-N3-C4	-8.27	115.76	119.90
49	7	96	U	N1-C2-N3	8.27	119.86	114.90
48	5	1604	G	C8-N9-C1'	-8.27	116.25	127.00
48	5	2412	G	C8-N9-C4	-8.27	103.09	106.40
48	5	2735	U	C5-C6-N1	8.27	126.83	122.70
48	5	1392	G	N7-C8-N9	-8.26	108.97	113.10
48	5	818	C	N1-C2-O2	-8.26	113.95	118.90

Continued on next page...

Continued from previous page...

Mol	Chain	Res	Type	Atoms	Z	Observed(°)	Ideal(°)
48	5	2211	U	N3-C2-O2	-8.25	116.42	122.20
48	5	726	G	N1-C6-O6	8.25	124.85	119.90
48	5	1110	U	N3-C4-C5	8.25	119.55	114.60
48	5	1480	G	N7-C8-N9	-8.24	108.98	113.10
46	t	388	TYR	N-CA-CB	8.24	125.44	110.60
48	5	2859	U	N3-C4-O4	-8.24	113.64	119.40
48	5	435	C	C5-C4-N4	-8.23	114.44	120.20
48	5	591	G	N9-C4-C5	-8.22	102.11	105.40
48	5	805	G	C8-N9-C4	8.22	109.69	106.40
48	5	1015	U	C5-C6-N1	8.22	126.81	122.70
48	5	922	U	C6-N1-C1'	8.22	132.71	121.20
48	5	514	G	C5-C6-O6	-8.21	123.68	128.60
48	5	2190	U	N3-C4-O4	-8.21	113.66	119.40
48	5	2202	C	N3-C2-O2	8.21	127.64	121.90
9	I	128	ARG	NE-CZ-NH2	-8.20	116.20	120.30
46	t	161	TYR	N-CA-CB	8.20	125.36	110.60
48	5	1054	A	C8-N9-C4	8.20	109.08	105.80
48	5	1178	G	C8-N9-C4	-8.20	103.12	106.40
48	5	2634	U	N3-C4-C5	8.20	119.52	114.60
48	5	1494	U	C6-N1-C2	8.20	125.92	121.00
48	5	280	U	C2-N3-C4	-8.20	122.08	127.00
50	8	55	U	C6-N1-C2	-8.20	116.08	121.00
46	t	62	PRO	CA-N-CD	-8.19	100.04	111.50
48	5	15	C	C5-C6-N1	8.19	125.09	121.00
48	5	3317	U	C5-C4-O4	8.19	130.81	125.90
48	5	769	G	C8-N9-C4	8.18	109.67	106.40
48	5	2302	G	C5-C6-O6	8.18	133.51	128.60
48	5	1586	G	C5-C6-O6	-8.18	123.69	128.60
48	5	3215	A	N1-C6-N6	8.18	123.51	118.60
48	5	1516	C	C2-N3-C4	-8.17	115.82	119.90
48	5	1404	G	C8-N9-C4	8.17	109.67	106.40
6	F	88	ARG	NE-CZ-NH2	-8.16	116.22	120.30
48	5	2182	A	N1-C6-N6	-8.16	113.70	118.60
48	5	949	C	C4-C5-C6	8.16	121.48	117.40
48	5	1176	C	C5-C6-N1	-8.16	116.92	121.00
48	5	2859	U	C5-C4-O4	8.16	130.80	125.90
48	5	343	U	N1-C2-O2	8.15	128.51	122.80
48	5	1390	A	N9-C4-C5	8.15	109.06	105.80
48	5	926	A	C5-C6-N6	-8.15	117.18	123.70
48	5	916	G	N1-C6-O6	-8.14	115.02	119.90
48	5	2970	C	C4-C5-C6	8.14	121.47	117.40
48	5	842	G	C5-C6-O6	-8.14	123.72	128.60

Continued on next page...

Continued from previous page...

Mol	Chain	Res	Type	Atoms	Z	Observed(°)	Ideal(°)
48	5	987	U	N1-C2-N3	8.14	119.78	114.90
48	5	2609	A	C5-N7-C8	8.14	107.97	103.90
48	5	41	G	C5-N7-C8	-8.14	100.23	104.30
50	8	113	U	N3-C4-O4	8.13	125.09	119.40
19	S	115	ARG	NE-CZ-NH1	8.12	124.36	120.30
48	5	3122	A	N9-C4-C5	8.12	109.05	105.80
48	5	2838	A	C5-C6-N6	-8.12	117.21	123.70
48	5	2913	C	N1-C2-N3	8.11	124.88	119.20
48	5	2175	U	C5-C6-N1	-8.11	118.65	122.70
48	5	290	G	C5-C6-O6	8.11	133.46	128.60
48	5	1445	U	C5-C4-O4	-8.10	121.04	125.90
48	5	3343	G	N9-C4-C5	-8.10	102.16	105.40
48	5	2440	G	C8-N9-C4	-8.10	103.16	106.40
48	5	817	A	C2-N3-C4	8.09	114.65	110.60
48	5	945	C	C2-N3-C4	-8.09	115.86	119.90
48	5	1449	A	C5-N7-C8	-8.09	99.86	103.90
48	5	1858	A	N3-C4-C5	-8.08	121.14	126.80
50	8	2	A	C8-N9-C4	-8.08	102.57	105.80
48	5	631	U	C2-N3-C4	-8.08	122.15	127.00
48	5	708	G	C5-N7-C8	-8.08	100.26	104.30
48	5	637	C	N1-C2-O2	-8.08	114.05	118.90
48	5	2665	U	N1-C2-N3	-8.08	110.05	114.90
48	5	413	U	C2-N3-C4	-8.07	122.16	127.00
50	8	74	U	C5-C4-O4	-8.07	121.06	125.90
48	5	2278	C	C5-C4-N4	8.07	125.85	120.20
50	8	38	U	C5-C6-N1	-8.07	118.67	122.70
48	5	1512	U	N1-C2-N3	8.06	119.74	114.90
48	5	2290	C	C4-C5-C6	8.06	121.43	117.40
48	5	2512	C	C5-C6-N1	8.06	125.03	121.00
48	5	3362	A	N1-C2-N3	8.05	133.33	129.30
48	5	1085	A	C5-N7-C8	-8.05	99.87	103.90
48	5	2281	A	C8-N9-C4	8.05	109.02	105.80
48	5	2572	C	C2-N1-C1'	8.05	127.66	118.80
48	5	824	C	C6-N1-C2	-8.05	117.08	120.30
48	5	3362	A	C8-N9-C4	-8.05	102.58	105.80
48	5	359	U	C2-N3-C4	-8.04	122.17	127.00
48	5	1879	A	C6-C5-N7	-8.04	126.67	132.30
49	7	81	U	N3-C4-C5	8.04	119.43	114.60
48	5	1879	A	C8-N9-C4	-8.04	102.58	105.80
48	5	3309	G	N3-C4-N9	8.04	130.82	126.00
48	5	2630	C	N3-C4-C5	8.04	125.11	121.90
15	O	3[B]	SER	O-C-N	8.03	135.56	122.70

Continued on next page...

Continued from previous page...

Mol	Chain	Res	Type	Atoms	Z	Observed(°)	Ideal(°)
46	t	135	PRO	N-CD-CG	-8.04	91.15	103.20
48	5	2246	G	N1-C6-O6	-8.03	115.08	119.90
48	5	3215	A	C2-N3-C4	-8.03	106.58	110.60
49	7	112	G	N1-C6-O6	-8.03	115.08	119.90
48	5	1193	A	N1-C2-N3	8.03	133.31	129.30
48	5	2189	U	N1-C2-N3	8.02	119.71	114.90
48	5	1113	G	C8-N9-C4	8.02	109.61	106.40
48	5	3110	C	C4-C5-C6	8.02	121.41	117.40
48	5	945	C	C6-N1-C2	8.02	123.51	120.30
28	b	39	PHE	N-CA-CB	8.01	125.02	110.60
48	5	278	U	C5-C6-N1	8.01	126.70	122.70
48	5	857	G	C5-C6-N1	8.01	115.50	111.50
48	5	851	C	C6-N1-C2	-8.00	117.10	120.30
48	5	355	A	C2-N3-C4	-7.99	106.60	110.60
48	5	2777	G	C5-C6-O6	7.99	133.39	128.60
48	5	2278	C	C2-N3-C4	-7.99	115.91	119.90
48	5	329	U	C5-C6-N1	-7.98	118.71	122.70
48	5	1484	U	C6-N1-C2	7.98	125.79	121.00
48	5	2350	C	C5-C6-N1	-7.98	117.01	121.00
48	5	3343	G	N3-C4-N9	7.97	130.78	126.00
49	7	85	G	N1-C6-O6	-7.97	115.12	119.90
48	5	1441	G	N1-C6-O6	-7.97	115.12	119.90
48	5	1481	A	N7-C8-N9	7.97	117.78	113.80
48	5	1148	G	C2-N3-C4	7.96	115.88	111.90
48	5	277	G	N1-C6-O6	-7.96	115.12	119.90
48	5	784	A	N1-C6-N6	7.96	123.38	118.60
48	5	1592	G	C5-C6-N1	7.96	115.48	111.50
48	5	2317	A	C8-N9-C4	-7.96	102.62	105.80
48	5	2870	C	C6-N1-C1'	7.96	130.35	120.80
48	5	1140	G	N1-C6-O6	-7.95	115.13	119.90
48	5	2757	U	N3-C4-O4	7.95	124.97	119.40
48	5	813	G	C8-N9-C4	-7.95	103.22	106.40
48	5	2836	C	N1-C2-N3	7.95	124.76	119.20
46	t	510	CYS	CB-CA-C	-7.95	94.51	110.40
48	5	3102	G	N1-C6-O6	-7.94	115.14	119.90
48	5	2288	G	C2-N3-C4	7.94	115.87	111.90
48	5	2366	C	N3-C4-N4	7.93	123.55	118.00
48	5	2531	C	C2-N1-C1'	7.93	127.53	118.80
48	5	1939	G	C5-C6-O6	7.93	133.36	128.60
48	5	1392	G	N3-C4-N9	7.93	130.76	126.00
15	O	27[B]	VAL	O-C-N	-7.93	110.02	122.70
48	5	2865	U	C5-C4-O4	-7.92	121.14	125.90

Continued on next page...

Continued from previous page...

Mol	Chain	Res	Type	Atoms	Z	Observed(°)	Ideal(°)
31	e	43	ARG	NE-CZ-NH2	-7.92	116.34	120.30
48	5	3377	G	N9-C4-C5	-7.92	102.23	105.40
48	5	345	G	N1-C6-O6	-7.92	115.15	119.90
48	5	1317	A	N1-C6-N6	7.91	123.34	118.60
49	7	26	C	C4-C5-C6	7.90	121.35	117.40
48	5	1793	C	N3-C4-C5	-7.90	118.74	121.90
6	F	88	ARG	NE-CZ-NH1	7.90	124.25	120.30
46	t	549	ILE	N-CA-CB	7.90	128.96	110.80
48	5	2913	C	C5-C6-N1	-7.90	117.05	121.00
48	5	2400	G	C2-N3-C4	-7.89	107.95	111.90
48	5	1390	A	C8-N9-C4	-7.88	102.65	105.80
48	5	276	U	C5-C6-N1	-7.88	118.76	122.70
48	5	2993	G	C5-C6-O6	-7.88	123.87	128.60
48	5	1297	C	C5-C6-N1	-7.88	117.06	121.00
48	5	2550	U	N1-C2-N3	7.88	119.63	114.90
48	5	3151	U	C6-N1-C2	7.88	125.72	121.00
48	5	2618	G	C5-C6-O6	-7.87	123.88	128.60
48	5	2366	C	C2-N1-C1'	7.87	127.45	118.80
48	5	2130	G	N3-C2-N2	7.86	125.40	119.90
48	5	1480	G	C5-N7-C8	7.86	108.23	104.30
48	5	708	G	C5-C6-O6	-7.85	123.89	128.60
48	5	343	U	N3-C4-O4	-7.85	113.90	119.40
48	5	2381	G	C8-N9-C4	-7.85	103.26	106.40
3	C	339	LEU	CA-CB-CG	7.85	133.36	115.30
48	5	960	U	C5-C6-N1	-7.85	118.78	122.70
48	5	1940	G	N3-C2-N2	7.85	125.39	119.90
48	5	3050	U	N1-C2-O2	7.85	128.29	122.80
48	5	629	U	N3-C4-C5	7.84	119.30	114.60
48	5	2395	G	C5-N7-C8	7.83	108.22	104.30
48	5	1845	G	C5-C6-N1	7.83	115.42	111.50
48	5	1440	G	C5-C6-O6	7.83	133.30	128.60
48	5	934	G	C5-C6-O6	-7.83	123.90	128.60
48	5	226	C	C6-N1-C2	7.82	123.43	120.30
48	5	530	G	N1-C6-O6	-7.82	115.21	119.90
48	5	1834	U	C2-N1-C1'	-7.82	108.31	117.70
48	5	3146	G	C5-C6-O6	7.82	133.29	128.60
48	5	859	G	C8-N9-C4	-7.81	103.28	106.40
48	5	1150	A	C2-N3-C4	-7.81	106.70	110.60
48	5	1364	C	N1-C2-O2	-7.81	114.21	118.90
48	5	2919	A	N1-C6-N6	-7.81	113.91	118.60
48	5	3096	C	N1-C2-N3	7.81	124.67	119.20
48	5	3206	C	N3-C2-O2	-7.81	116.43	121.90

Continued on next page...

Continued from previous page...

Mol	Chain	Res	Type	Atoms	Z	Observed(°)	Ideal(°)
48	5	641	C	N1-C2-O2	-7.81	114.22	118.90
48	5	904	A	N1-C6-N6	-7.81	113.92	118.60
48	5	2899	C	N3-C4-N4	-7.79	112.54	118.00
48	5	3308	C	N1-C2-N3	7.79	124.66	119.20
46	t	240	PRO	N-CD-CG	-7.79	91.51	103.20
48	5	630	A	N1-C2-N3	7.79	133.20	129.30
48	5	1792	C	N1-C2-O2	-7.79	114.22	118.90
48	5	3130	A	N1-C2-N3	7.79	133.20	129.30
48	5	2705	A	C5-C6-N6	-7.79	117.47	123.70
48	5	2807	U	C5-C4-O4	-7.79	121.23	125.90
48	5	2303	A	N9-C4-C5	7.79	108.92	105.80
48	5	2960	C	N3-C4-C5	7.79	125.02	121.90
48	5	2288	G	C6-N1-C2	-7.79	120.43	125.10
48	5	2550	U	N3-C4-O4	-7.79	113.95	119.40
48	5	3377	G	N3-C4-N9	7.79	130.67	126.00
48	5	974	G	N3-C4-C5	-7.78	124.71	128.60
48	5	3187	A	C5-N7-C8	7.78	107.79	103.90
46	t	515	SER	CB-CA-C	-7.78	95.33	110.10
48	5	2134	G	C5-C6-N1	7.78	115.39	111.50
48	5	2202	C	N3-C4-N4	7.78	123.44	118.00
48	5	2905	U	N3-C4-C5	7.77	119.26	114.60
48	5	2882	U	N1-C2-N3	7.77	119.56	114.90
48	5	990	U	N1-C2-O2	7.76	128.23	122.80
48	5	2315	G	C8-N9-C4	7.76	109.50	106.40
48	5	1295	G	N1-C6-O6	-7.75	115.25	119.90
48	5	3065	G	N1-C6-O6	-7.74	115.25	119.90
48	5	2634	U	C6-N1-C2	7.74	125.64	121.00
48	5	216	G	N1-C6-O6	7.74	124.54	119.90
48	5	2584	G	C4-N9-C1'	7.73	136.55	126.50
48	5	3266	G	N9-C4-C5	7.73	108.49	105.40
9	I	167	LEU	CA-CB-CG	7.73	133.08	115.30
48	5	1833	G	N1-C6-O6	-7.73	115.26	119.90
48	5	2346	C	C2-N3-C4	-7.73	116.04	119.90
48	5	594	U	C6-N1-C2	-7.72	116.37	121.00
48	5	1311	G	C5-C6-N1	7.72	115.36	111.50
48	5	3187	A	N1-C6-N6	-7.72	113.97	118.60
48	5	2891	U	C2-N3-C4	-7.72	122.37	127.00
48	5	2246	G	C5-C6-O6	7.72	133.23	128.60
48	5	2975	U	N3-C4-C5	7.72	119.23	114.60
49	7	39	C	C6-N1-C2	-7.71	117.21	120.30
48	5	2278	C	C6-N1-C1'	7.71	130.06	120.80
48	5	546	C	C6-N1-C1'	-7.71	111.55	120.80

Continued on next page...

Continued from previous page...

Mol	Chain	Res	Type	Atoms	Z	Observed(°)	Ideal(°)
48	5	2757	U	C2-N3-C4	-7.71	122.37	127.00
48	5	1480	G	C8-N9-C4	7.71	109.48	106.40
48	5	3185	U	C2-N3-C4	-7.70	122.38	127.00
48	5	1604	G	C4-N9-C1'	7.70	136.51	126.50
46	t	436	PRO	N-CD-CG	-7.70	91.65	103.20
48	5	1391	C	N3-C2-O2	7.70	127.29	121.90
48	5	519	A	N1-C6-N6	7.69	123.22	118.60
48	5	2303	A	C8-N9-C4	-7.69	102.72	105.80
48	5	324	A	C8-N9-C4	-7.69	102.73	105.80
48	5	1889	G	N1-C6-O6	-7.68	115.29	119.90
48	5	877	C	C4-C5-C6	-7.68	113.56	117.40
48	5	1402	C	C5-C6-N1	-7.67	117.17	121.00
48	5	1370	G	N1-C6-O6	-7.67	115.30	119.90
48	5	2887	A	C5-C6-N1	-7.66	113.87	117.70
12	L	21	ARG	NE-CZ-NH1	-7.66	116.47	120.30
48	5	753	C	C2-N3-C4	-7.66	116.07	119.90
48	5	971	G	C5-N7-C8	7.66	108.13	104.30
49	7	11	A	C8-N9-C4	7.65	108.86	105.80
48	5	2698	G	C8-N9-C4	7.65	109.46	106.40
50	8	11	C	N3-C2-O2	-7.65	116.55	121.90
48	5	376	G	C5-C6-N1	7.65	115.32	111.50
48	5	2393	G	N1-C6-O6	7.65	124.49	119.90
48	5	3330	A	C5-C6-N1	7.64	121.52	117.70
48	5	81	C	N3-C4-C5	7.64	124.96	121.90
48	5	2703	A	C8-N9-C4	-7.64	102.74	105.80
48	5	3096	C	C5-C6-N1	-7.64	117.18	121.00
31	e	45	ARG	NE-CZ-NH2	-7.64	116.48	120.30
48	5	1124	U	N1-C2-N3	-7.63	110.32	114.90
48	5	2234	G	C4-C5-N7	7.63	113.85	110.80
49	7	67	G	N3-C2-N2	-7.63	114.56	119.90
46	t	49	SER	CB-CA-C	-7.63	95.60	110.10
48	5	665	A	N1-C6-N6	7.63	123.18	118.60
48	5	1381	A	C8-N9-C4	7.62	108.85	105.80
48	5	3245	A	C5-C6-N1	-7.62	113.89	117.70
48	5	1163	A	N1-C6-N6	-7.62	114.03	118.60
46	t	357	PRO	CA-N-CD	-7.62	100.84	111.50
48	5	121	A	C8-N9-C4	7.62	108.85	105.80
48	5	2643	A	C2-N3-C4	7.62	114.41	110.60
50	8	144	G	N1-C6-O6	7.61	124.46	119.90
48	5	419	G	C5-C6-O6	-7.60	124.04	128.60
48	5	2611	U	C5-C6-N1	-7.60	118.90	122.70
48	5	2372	A	N9-C4-C5	7.60	108.84	105.80

Continued on next page...

Continued from previous page...

Mol	Chain	Res	Type	Atoms	Z	Observed(°)	Ideal(°)
48	5	971	G	N7-C8-N9	-7.60	109.30	113.10
48	5	2138	A	C8-N9-C4	-7.60	102.76	105.80
48	5	2524	A	N7-C8-N9	7.59	117.60	113.80
48	5	851	C	C5-C6-N1	7.59	124.79	121.00
48	5	1130	A	C5-C6-N1	7.59	121.50	117.70
48	5	1163	A	C5-N7-C8	7.59	107.69	103.90
48	5	3006	A	C5-C6-N1	-7.59	113.91	117.70
50	8	6	U	C2-N3-C4	-7.59	122.45	127.00
48	5	2237	C	N3-C4-N4	-7.59	112.69	118.00
48	5	3140	G	C4-C5-N7	7.58	113.83	110.80
48	5	1014	U	C2-N1-C1'	7.58	126.80	117.70
48	5	1396	C	N3-C4-C5	7.58	124.93	121.90
48	5	2433	U	C6-N1-C2	7.58	125.55	121.00
48	5	971	G	C2-N3-C4	7.58	115.69	111.90
48	5	2234	G	C8-N9-C4	7.58	109.43	106.40
48	5	289	A	C6-N1-C2	-7.58	114.06	118.60
48	5	3055	U	N3-C2-O2	-7.58	116.90	122.20
48	5	1390	A	N1-C6-N6	-7.57	114.06	118.60
48	5	630	A	C2-N3-C4	-7.57	106.81	110.60
48	5	2342	U	N3-C4-O4	-7.57	114.10	119.40
48	5	1176	C	C2-N3-C4	-7.57	116.12	119.90
48	5	641	C	N3-C4-N4	-7.57	112.70	118.00
48	5	3088	G	C4-C5-N7	7.57	113.83	110.80
48	5	1216	C	N1-C2-O2	-7.56	114.36	118.90
48	5	1848	G	C4-C5-N7	7.56	113.83	110.80
48	5	3154	C	N1-C2-O2	7.56	123.44	118.90
22	V	45	ARG	NE-CZ-NH1	-7.56	116.52	120.30
48	5	2395	G	N7-C8-N9	-7.56	109.32	113.10
48	5	929	A	C8-N9-C4	7.56	108.82	105.80
48	5	2726	C	N3-C4-N4	-7.56	112.71	118.00
48	5	1057	A	C5-C6-N6	-7.55	117.66	123.70
48	5	928	C	C4-C5-C6	7.55	121.17	117.40
48	5	1342	C	C2-N3-C4	-7.55	116.12	119.90
48	5	1515	A	C2-N3-C4	-7.55	106.83	110.60
48	5	1370	G	C5-C6-N1	7.54	115.27	111.50
48	5	2289	U	N1-C2-O2	7.54	128.08	122.80
48	5	2849	C	N3-C4-C5	-7.54	118.88	121.90
48	5	42	C	C4-C5-C6	-7.54	113.63	117.40
48	5	2791	G	C5-C6-O6	-7.54	124.08	128.60
48	5	2838	A	N1-C6-N6	7.54	123.12	118.60
48	5	633	C	N1-C2-O2	-7.54	114.38	118.90
48	5	1516	C	N1-C2-O2	-7.54	114.38	118.90

Continued on next page...

Continued from previous page...

Mol	Chain	Res	Type	Atoms	Z	Observed(°)	Ideal(°)
48	5	74	G	N1-C6-O6	-7.53	115.38	119.90
49	7	49	G	C5-C6-O6	-7.53	124.08	128.60
50	8	12	A	C5-N7-C8	-7.53	100.14	103.90
48	5	3081	C	N3-C4-C5	7.53	124.91	121.90
48	5	1910	A	C8-N9-C4	7.52	108.81	105.80
50	8	2	A	N9-C4-C5	7.52	108.81	105.80
48	5	3378	C	N3-C4-C5	7.51	124.91	121.90
48	5	1305	U	C5-C4-O4	-7.51	121.39	125.90
48	5	1879	A	N7-C8-N9	7.51	117.56	113.80
48	5	1389	G	N3-C2-N2	7.51	125.16	119.90
48	5	3172	A	N7-C8-N9	-7.50	110.05	113.80
48	5	2381	G	N9-C4-C5	7.50	108.40	105.40
48	5	3381	U	N3-C4-O4	-7.50	114.15	119.40
48	5	2625	C	C2-N3-C4	-7.50	116.15	119.90
48	5	2308	C	N3-C2-O2	7.50	127.15	121.90
50	8	144	G	N3-C2-N2	-7.50	114.65	119.90
48	5	622	A	N1-C6-N6	7.50	123.10	118.60
46	t	548	SER	CB-CA-C	-7.49	95.86	110.10
48	5	2179	C	C6-N1-C2	7.49	123.30	120.30
48	5	3308	C	N1-C2-O2	-7.49	114.41	118.90
48	5	2743	A	C8-N9-C4	7.49	108.80	105.80
48	5	150	A	N1-C6-N6	7.49	123.09	118.60
48	5	2693	C	N3-C4-C5	7.49	124.90	121.90
48	5	924	G	N1-C2-N2	7.49	122.94	116.20
48	5	1586	G	N3-C4-N9	7.49	130.49	126.00
48	5	2271	A	C8-N9-C4	7.49	108.79	105.80
48	5	2366	C	C5-C4-N4	-7.48	114.96	120.20
48	5	2991	A	N1-C6-N6	-7.48	114.11	118.60
48	5	400	G	C5-C6-O6	-7.47	124.12	128.60
48	5	2718	U	N1-C2-N3	7.47	119.38	114.90
48	5	2630	C	C2-N3-C4	-7.47	116.17	119.90
48	5	2341	A	N7-C8-N9	-7.47	110.06	113.80
48	5	3167	A	C8-N9-C4	-7.47	102.81	105.80
49	7	41	G	C8-N9-C4	7.47	109.39	106.40
48	5	426	G	C8-N9-C4	7.47	109.39	106.40
48	5	1144	U	N1-C2-N3	7.47	119.38	114.90
48	5	3138	U	C2-N3-C4	-7.47	122.52	127.00
48	5	1459	C	N3-C4-C5	7.46	124.89	121.90
48	5	1890	U	C4-C5-C6	7.46	124.18	119.70
48	5	3025	C	N3-C4-N4	-7.46	112.78	118.00
50	8	99	C	C6-N1-C2	7.46	123.29	120.30
50	8	14	C	C4-C5-C6	7.46	121.13	117.40

Continued on next page...

Continued from previous page...

Mol	Chain	Res	Type	Atoms	Z	Observed(°)	Ideal(°)
48	5	1855	U	C2-N3-C4	-7.46	122.53	127.00
48	5	2572	C	N3-C2-O2	-7.46	116.68	121.90
48	5	1317	A	C2-N3-C4	7.45	114.33	110.60
48	5	3192	U	C5-C6-N1	-7.44	118.98	122.70
48	5	307	A	N1-C6-N6	-7.44	114.14	118.60
48	5	2908	G	C8-N9-C4	-7.43	103.43	106.40
48	5	2996	U	N1-C2-O2	7.43	128.00	122.80
48	5	3007	U	C2-N3-C4	-7.43	122.54	127.00
19	S	40	ARG	NE-CZ-NH1	7.43	124.01	120.30
48	5	2142	A	C2-N3-C4	7.43	114.31	110.60
48	5	645	A	C5-C6-N6	-7.42	117.76	123.70
48	5	2370	G	C6-N1-C2	-7.42	120.64	125.10
48	5	98	G	C5-C6-N1	7.42	115.21	111.50
48	5	971	G	C4-C5-N7	-7.42	107.83	110.80
48	5	2350	C	C4-C5-C6	7.42	121.11	117.40
48	5	1372	C	N1-C2-O2	-7.42	114.45	118.90
48	5	2245	C	C5-C6-N1	7.41	124.71	121.00
48	5	3151	U	N1-C2-N3	-7.41	110.45	114.90
48	5	1407	A	C6-N1-C2	7.41	123.05	118.60
48	5	931	C	N3-C4-C5	7.40	124.86	121.90
48	5	1205	A	C8-N9-C4	-7.40	102.84	105.80
48	5	1124	U	C5-C6-N1	7.40	126.40	122.70
48	5	2802	A	C2-N3-C4	7.40	114.30	110.60
50	8	144	G	C5-C6-O6	-7.40	124.16	128.60
48	5	1340	G	C8-N9-C4	7.40	109.36	106.40
48	5	2943	G	N3-C2-N2	7.40	125.08	119.90
48	5	1484	U	C2-N3-C4	-7.40	122.56	127.00
48	5	2621	G	N3-C2-N2	-7.40	114.72	119.90
48	5	3102	G	N1-C2-N2	-7.40	109.54	116.20
48	5	1014	U	C5-C4-O4	-7.40	121.46	125.90
48	5	2311	G	C8-N9-C4	7.39	109.36	106.40
48	5	280	U	C5-C6-N1	-7.39	119.00	122.70
48	5	2531	C	N1-C2-O2	7.39	123.33	118.90
48	5	2307	G	N3-C4-N9	7.39	130.43	126.00
49	7	41	G	N9-C4-C5	-7.39	102.44	105.40
48	5	2410	U	C4-C5-C6	-7.39	115.27	119.70
48	5	800	G	C8-N9-C4	7.38	109.35	106.40
48	5	3218	A	C4-C5-N7	7.38	114.39	110.70
48	5	2851	A	N1-C2-N3	7.38	132.99	129.30
48	5	2385	G	C4-N9-C1'	-7.38	116.90	126.50
48	5	2288	G	N3-C4-N9	7.38	130.43	126.00
49	7	96	U	N3-C2-O2	-7.38	117.04	122.20

Continued on next page...

Continued from previous page...

Mol	Chain	Res	Type	Atoms	Z	Observed(°)	Ideal(°)
48	5	1449	A	C4-C5-N7	7.37	114.39	110.70
48	5	2541	U	C2-N1-C1'	7.37	126.55	117.70
48	5	2717	U	C5-C6-N1	-7.37	119.02	122.70
48	5	2743	A	N7-C8-N9	-7.37	110.11	113.80
50	8	2	A	N1-C6-N6	-7.37	114.18	118.60
48	5	2245	C	N3-C2-O2	-7.36	116.75	121.90
48	5	436	A	N1-C6-N6	7.36	123.02	118.60
48	5	2621	G	C5-C6-N1	-7.36	107.82	111.50
48	5	1117	G	C5-C6-N1	7.36	115.18	111.50
48	5	3289	G	C8-N9-C4	-7.35	103.46	106.40
20	T	130	ARG	NE-CZ-NH2	-7.35	116.62	120.30
46	t	551	GLN	N-CA-CB	7.35	123.83	110.60
48	5	1887	A	N1-C6-N6	7.35	123.01	118.60
46	t	58	GLN	N-CA-CB	7.35	123.83	110.60
48	5	795	G	N7-C8-N9	-7.35	109.43	113.10
48	5	1604	G	N3-C4-N9	7.35	130.41	126.00
48	5	2320	A	C5-C6-N1	-7.34	114.03	117.70
48	5	65	A	C8-N9-C4	-7.34	102.86	105.80
48	5	2954	U	C6-N1-C1'	-7.34	110.92	121.20
46	t	52	SER	CB-CA-C	-7.34	96.16	110.10
48	5	2810	C	N3-C2-O2	-7.34	116.76	121.90
48	5	1192	C	C4-C5-C6	7.33	121.07	117.40
48	5	957	C	C2-N3-C4	-7.33	116.23	119.90
48	5	1327	C	N3-C4-C5	7.33	124.83	121.90
46	t	17	LYS	N-CA-CB	7.33	123.79	110.60
48	5	2815	G	C8-N9-C4	7.33	109.33	106.40
48	5	1014	U	C6-N1-C1'	-7.33	110.94	121.20
48	5	2639	G	C5-C6-O6	-7.33	124.20	128.60
50	8	2	A	C5-C6-N6	7.32	129.56	123.70
48	5	834	U	C6-N1-C2	7.32	125.39	121.00
48	5	1660	C	C6-N1-C2	-7.32	117.37	120.30
48	5	1506	A	C8-N9-C4	-7.32	102.87	105.80
48	5	2942	C	C4-C5-C6	7.32	121.06	117.40
48	5	3290	G	C8-N9-C4	-7.32	103.47	106.40
48	5	652	G	N3-C2-N2	7.32	125.02	119.90
48	5	2701	U	C5-C4-O4	-7.31	121.51	125.90
48	5	2736	A	N1-C6-N6	-7.31	114.21	118.60
46	t	383	ASP	O-C-N	-7.31	111.00	122.70
48	5	2620	G	C5-C6-N1	7.31	115.16	111.50
48	5	1921	A	N1-C6-N6	7.31	122.98	118.60
48	5	2892	A	C5-C6-N6	7.31	129.55	123.70
50	8	54	A	C2-N3-C4	-7.31	106.95	110.60

Continued on next page...

Continued from previous page...

Mol	Chain	Res	Type	Atoms	Z	Observed(°)	Ideal(°)
48	5	3369	G	C5-C6-O6	-7.31	124.22	128.60
48	5	2884	C	C2-N3-C4	-7.30	116.25	119.90
48	5	1506	A	N7-C8-N9	7.30	117.45	113.80
48	5	2699	G	C2-N3-C4	7.30	115.55	111.90
48	5	3131	U	N3-C4-C5	7.29	118.97	114.60
48	5	931	C	C5-C6-N1	-7.29	117.36	121.00
48	5	578	A	N1-C6-N6	7.29	122.97	118.60
48	5	1724	U	C6-N1-C2	-7.29	116.63	121.00
48	5	514	G	C4-C5-N7	7.28	113.71	110.80
48	5	3382	U	N1-C2-O2	7.28	127.90	122.80
48	5	1144	U	C5-C6-N1	-7.28	119.06	122.70
48	5	1430	U	C5-C6-N1	-7.28	119.06	122.70
48	5	1085	A	C2-N3-C4	-7.28	106.96	110.60
48	5	2370	G	C5-C6-O6	-7.28	124.23	128.60
48	5	2758	A	N9-C4-C5	7.28	108.71	105.80
48	5	3122	A	N7-C8-N9	7.28	117.44	113.80
48	5	3255	U	C5-C4-O4	-7.28	121.53	125.90
48	5	1049	C	N3-C4-C5	7.28	124.81	121.90
48	5	1833	G	N3-C2-N2	7.27	124.99	119.90
48	5	1336	U	C5-C4-O4	-7.27	121.54	125.90
48	5	1437	C	C5-C6-N1	7.27	124.64	121.00
48	5	1538	G	C8-N9-C4	7.27	109.31	106.40
32	f	18	ARG	NE-CZ-NH1	-7.27	116.67	120.30
48	5	1887	A	C2-N3-C4	-7.26	106.97	110.60
48	5	804	C	C4-C5-C6	7.26	121.03	117.40
48	5	3040	A	C5-N7-C8	7.26	107.53	103.90
48	5	924	G	N1-C6-O6	7.26	124.25	119.90
48	5	2234	G	N1-C6-O6	7.26	124.25	119.90
46	t	175	PRO	N-CD-CG	-7.25	92.32	103.20
48	5	1133	A	C5-C6-N1	7.25	121.33	117.70
48	5	2836	C	N3-C4-N4	-7.25	112.92	118.00
48	5	2848	G	N3-C2-N2	-7.25	114.82	119.90
48	5	2758	A	C8-N9-C4	-7.25	102.90	105.80
48	5	2611	U	N3-C2-O2	-7.25	117.13	122.20
48	5	3379	C	C5-C6-N1	-7.25	117.38	121.00
2	B	266	ARG	NE-CZ-NH2	-7.25	116.68	120.30
46	t	512	SER	CB-CA-C	-7.25	96.33	110.10
48	5	969	C	C2-N3-C4	-7.25	116.28	119.90
48	5	39	A	N1-C6-N6	7.24	122.95	118.60
48	5	2305	G	N9-C4-C5	-7.24	102.50	105.40
48	5	2383	C	N1-C2-O2	-7.24	114.56	118.90
48	5	3060	C	N3-C2-O2	7.24	126.97	121.90

Continued on next page...

Continued from previous page...

Mol	Chain	Res	Type	Atoms	Z	Observed(°)	Ideal(°)
48	5	283	G	C6-C5-N7	-7.24	126.06	130.40
48	5	1846	C	C4-C5-C6	7.23	121.02	117.40
49	7	104	A	N1-C6-N6	7.23	122.94	118.60
48	5	1858	A	C2-N3-C4	7.23	114.22	110.60
48	5	2148	U	C2-N3-C4	-7.23	122.66	127.00
48	5	2372	A	P-O3'-C3'	7.23	128.38	119.70
48	5	643	U	C2-N3-C4	-7.23	122.66	127.00
48	5	1189	C	N1-C2-O2	-7.23	114.56	118.90
48	5	669	U	N1-C2-N3	7.23	119.24	114.90
49	7	49	G	N3-C2-N2	-7.22	114.84	119.90
48	5	267	G	C8-N9-C4	7.22	109.29	106.40
48	5	518	G	N9-C4-C5	-7.22	102.51	105.40
48	5	594	U	N3-C2-O2	-7.22	117.15	122.20
48	5	1172	G	N1-C6-O6	-7.22	115.57	119.90
48	5	1426	C	N3-C4-C5	7.21	124.79	121.90
48	5	810	A	N1-C6-N6	-7.21	114.27	118.60
15	O	16[B]	LEU	C-N-CA	7.21	137.44	122.30
48	5	643	U	N3-C4-C5	7.21	118.93	114.60
48	5	2754	G	N1-C2-N2	-7.21	109.71	116.20
48	5	1364	C	C2-N3-C4	-7.21	116.30	119.90
48	5	1434	G	C4-C5-C6	7.21	123.13	118.80
48	5	37	U	C2-N3-C4	-7.20	122.68	127.00
48	5	2964	G	C8-N9-C4	7.20	109.28	106.40
48	5	46	U	N1-C2-O2	7.20	127.84	122.80
48	5	272	G	C8-N9-C4	7.20	109.28	106.40
48	5	1169	A	C5-C6-N1	-7.20	114.10	117.70
48	5	39	A	C4-C5-C6	7.20	120.60	117.00
48	5	1902	G	C8-N9-C4	7.20	109.28	106.40
48	5	2320	A	C4-C5-N7	-7.20	107.10	110.70
48	5	2993	G	C4-C5-N7	7.20	113.68	110.80
48	5	838	G	N1-C6-O6	-7.19	115.59	119.90
49	7	11	A	N7-C8-N9	-7.19	110.20	113.80
48	5	1518	U	N3-C4-O4	-7.19	114.37	119.40
48	5	2911	A	C2-N3-C4	7.19	114.19	110.60
48	5	1140	G	N3-C2-N2	7.19	124.93	119.90
48	5	2662	G	C8-N9-C4	-7.19	103.53	106.40
46	t	305	PRO	N-CD-CG	-7.18	92.42	103.20
48	5	419	G	N9-C4-C5	-7.18	102.53	105.40
48	5	922	U	N3-C4-O4	-7.18	114.37	119.40
46	t	240	PRO	CA-N-CD	-7.18	101.44	111.50
49	7	44	C	N1-C2-O2	-7.18	114.59	118.90
48	5	2908	G	N9-C4-C5	7.18	108.27	105.40

Continued on next page...

Continued from previous page...

Mol	Chain	Res	Type	Atoms	Z	Observed(°)	Ideal(°)
48	5	1406	A	C6-N1-C2	-7.18	114.29	118.60
48	5	1167	U	C5-C4-O4	-7.17	121.59	125.90
48	5	639	G	N1-C6-O6	7.17	124.20	119.90
48	5	24	G	N1-C6-O6	7.17	124.20	119.90
48	5	2824	G	N9-C4-C5	7.17	108.27	105.40
48	5	2870	C	N3-C4-N4	-7.17	112.98	118.00
48	5	2344	U	C5-C6-N1	-7.17	119.12	122.70
48	5	3052	G	N1-C6-O6	-7.17	115.60	119.90
48	5	2244	A	N1-C6-N6	-7.17	114.30	118.60
19	S	115	ARG	NE-CZ-NH2	-7.16	116.72	120.30
48	5	2732	G	C5-C6-O6	7.16	132.90	128.60
48	5	2979	U	C6-N1-C2	7.16	125.30	121.00
48	5	563	U	N1-C2-O2	7.16	127.81	122.80
50	8	139	U	N3-C4-O4	-7.16	114.39	119.40
48	5	1407	A	C5-C6-N1	-7.15	114.12	117.70
48	5	1591	G	N1-C6-O6	-7.15	115.61	119.90
48	5	2305	G	N3-C2-N2	7.15	124.91	119.90
48	5	928	C	N1-C2-N3	7.15	124.20	119.20
48	5	960	U	N1-C2-O2	7.15	127.81	122.80
48	5	2965	U	C4-C5-C6	7.15	123.99	119.70
48	5	1209	G	N3-C2-N2	-7.15	114.90	119.90
48	5	2584	G	C6-C5-N7	-7.15	126.11	130.40
48	5	974	G	C4-N9-C1'	7.14	135.79	126.50
48	5	1004	U	N3-C4-C5	7.14	118.89	114.60
48	5	2917	G	C6-C5-N7	-7.14	126.11	130.40
48	5	580	C	C4-C5-C6	7.14	120.97	117.40
48	5	1158	A	C5-C6-N6	-7.14	117.99	123.70
48	5	2242	A	N1-C6-N6	-7.13	114.32	118.60
48	5	2149	A	C8-N9-C4	-7.13	102.95	105.80
48	5	2881	C	C5-C6-N1	-7.13	117.43	121.00
48	5	1592	G	C5-C6-O6	7.13	132.88	128.60
48	5	2616	C	C6-N1-C2	7.13	123.15	120.30
27	a	12	ARG	NE-CZ-NH2	-7.13	116.73	120.30
48	5	872	U	N3-C4-C5	7.13	118.88	114.60
48	5	3006	A	N1-C2-N3	7.13	132.87	129.30
49	7	101	G	C5-C6-O6	-7.13	124.32	128.60
16	P	69	ARG	NE-CZ-NH2	-7.13	116.74	120.30
48	5	1403	C	C5-C6-N1	-7.12	117.44	121.00
48	5	1939	G	N3-C2-N2	7.12	124.89	119.90
48	5	2280	A	C2-N3-C4	-7.12	107.04	110.60
48	5	2832	C	C2-N3-C4	-7.12	116.34	119.90
48	5	929	A	N7-C8-N9	-7.12	110.24	113.80

Continued on next page...

Continued from previous page...

Mol	Chain	Res	Type	Atoms	Z	Observed(°)	Ideal(°)
48	5	2337	C	C6-N1-C2	7.12	123.15	120.30
48	5	327	A	N7-C8-N9	-7.11	110.24	113.80
48	5	1370	G	N3-C2-N2	7.11	124.88	119.90
10	J	112	LEU	CA-CB-CG	7.11	131.65	115.30
48	5	1434	G	C4-C5-N7	-7.11	107.96	110.80
48	5	577	C	C2-N3-C4	-7.10	116.35	119.90
48	5	1292	C	C6-N1-C2	7.10	123.14	120.30
48	5	3086	A	N7-C8-N9	-7.10	110.25	113.80
48	5	622	A	N9-C4-C5	-7.10	102.96	105.80
48	5	3245	A	N3-C4-C5	7.10	131.77	126.80
48	5	46	U	C5-C4-O4	7.10	130.16	125.90
48	5	2327	U	C6-N1-C2	7.10	125.26	121.00
48	5	1458	U	C2-N3-C4	-7.10	122.74	127.00
48	5	1110	U	C4-C5-C6	-7.09	115.44	119.70
48	5	3110	C	N1-C2-N3	7.09	124.17	119.20
48	5	2300	G	N3-C2-N2	7.09	124.86	119.90
48	5	2988	C	C5-C6-N1	-7.09	117.45	121.00
48	5	1548	C	C2-N3-C4	-7.09	116.35	119.90
48	5	2618	G	C6-N1-C2	-7.09	120.84	125.10
48	5	2127	U	N1-C2-N3	7.09	119.15	114.90
48	5	3076	C	N3-C4-C5	7.08	124.73	121.90
48	5	1206	G	N9-C4-C5	7.08	108.23	105.40
48	5	546	C	C5-C6-N1	7.08	124.54	121.00
48	5	2363	A	C8-N9-C4	-7.08	102.97	105.80
48	5	641	C	C6-N1-C1'	7.08	129.29	120.80
48	5	511	G	C5-C6-O6	7.07	132.84	128.60
50	8	42	G	C8-N9-C4	7.07	109.23	106.40
48	5	801	A	C5-C6-N1	-7.07	114.16	117.70
48	5	1879	A	C5-N7-C8	-7.07	100.36	103.90
48	5	384	A	C8-N9-C4	7.07	108.63	105.80
48	5	1340	G	N1-C2-N2	-7.07	109.84	116.20
48	5	859	G	N1-C6-O6	-7.06	115.67	119.90
48	5	2169	G	C5-C6-N1	7.05	115.03	111.50
48	5	3052	G	C5-C6-O6	7.05	132.83	128.60
48	5	3154	C	N3-C2-O2	-7.05	116.96	121.90
46	t	135	PRO	CA-N-CD	-7.05	101.62	111.50
48	5	418	A	N1-C6-N6	7.05	122.83	118.60
48	5	1118	C	N3-C4-C5	7.05	124.72	121.90
15	O	4[B]	GLN	O-C-N	7.05	134.49	121.10
48	5	706	A	C8-N9-C4	7.05	108.62	105.80
48	5	1328	C	C4-C5-C6	7.05	120.92	117.40
48	5	2631	U	N3-C4-C5	7.05	118.83	114.60

Continued on next page...

Continued from previous page...

Mol	Chain	Res	Type	Atoms	Z	Observed(°)	Ideal(°)
48	5	2932	U	N1-C2-O2	7.05	127.73	122.80
48	5	2584	G	N3-C4-N9	7.04	130.23	126.00
48	5	2943	G	N1-C6-O6	-7.04	115.67	119.90
48	5	3005	A	N9-C4-C5	7.04	108.62	105.80
48	5	3192	U	N3-C4-O4	-7.04	114.47	119.40
48	5	2189	U	C2-N3-C4	-7.04	122.78	127.00
48	5	436	A	C6-C5-N7	-7.04	127.38	132.30
48	5	629	U	C2-N3-C4	-7.04	122.78	127.00
46	t	62	PRO	N-CD-CG	-7.03	92.65	103.20
48	5	3099	C	C5-C6-N1	-7.03	117.48	121.00
48	5	2917	G	C6-N1-C2	-7.03	120.88	125.10
48	5	1925	U	C2-N3-C4	-7.03	122.78	127.00
48	5	1389	G	C5-C6-O6	-7.03	124.38	128.60
48	5	1917	C	N1-C2-O2	-7.03	114.69	118.90
48	5	1589	A	C2-N3-C4	7.02	114.11	110.60
48	5	2396	G	N9-C4-C5	7.02	108.21	105.40
48	5	3086	A	C5-N7-C8	7.02	107.41	103.90
48	5	2942	C	N3-C4-C5	-7.02	119.09	121.90
48	5	2644	C	N1-C2-O2	-7.02	114.69	118.90
48	5	2426	U	N1-C2-O2	7.01	127.71	122.80
48	5	591	G	C4-C5-N7	7.01	113.61	110.80
48	5	708	G	N7-C8-N9	7.01	116.61	113.10
50	8	126	A	C8-N9-C4	-7.01	103.00	105.80
48	5	81	C	N3-C4-N4	-7.01	113.09	118.00
48	5	434	U	N3-C4-C5	7.01	118.80	114.60
48	5	857	G	C8-N9-C4	7.01	109.20	106.40
48	5	369	A	N7-C8-N9	7.00	117.30	113.80
48	5	3107	U	N3-C2-O2	-7.00	117.30	122.20
48	5	930	U	N3-C4-O4	-7.00	114.50	119.40
48	5	1149	G	N9-C4-C5	7.00	108.20	105.40
48	5	3333	G	C5-C6-O6	-7.00	124.40	128.60
48	5	933	A	N1-C2-N3	7.00	132.80	129.30
48	5	2293	C	N3-C4-C5	7.00	124.70	121.90
48	5	2207	A	N1-C6-N6	6.99	122.80	118.60
48	5	3182	G	N1-C6-O6	-6.99	115.71	119.90
48	5	1314	C	C2-N1-C1'	6.99	126.49	118.80
48	5	3098	G	C5-C6-O6	6.99	132.79	128.60
48	5	2350	C	C2-N3-C4	-6.98	116.41	119.90
50	8	70	G	C8-N9-C4	6.98	109.19	106.40
15	O	104[B]	ILE	O-C-N	6.98	133.86	122.70
48	5	1834	U	N3-C4-O4	-6.98	114.52	119.40
48	5	221	A	C8-N9-C4	6.97	108.59	105.80

Continued on next page...

Continued from previous page...

Mol	Chain	Res	Type	Atoms	Z	Observed(°)	Ideal(°)
48	5	945	C	C5-C6-N1	-6.97	117.51	121.00
48	5	1152	G	N1-C2-N3	6.97	128.09	123.90
48	5	2190	U	N1-C2-N3	6.97	119.08	114.90
48	5	2290	C	C6-N1-C2	6.97	123.09	120.30
48	5	1417	G	N1-C6-O6	-6.97	115.72	119.90
50	8	101	U	C6-N1-C2	-6.97	116.82	121.00
48	5	834	U	N3-C4-O4	-6.97	114.52	119.40
48	5	3214	U	N1-C2-N3	6.97	119.08	114.90
48	5	2882	U	C2-N3-C4	-6.97	122.82	127.00
48	5	1085	A	C8-N9-C4	-6.96	103.01	105.80
48	5	2618	G	N3-C4-N9	6.96	130.18	126.00
48	5	2705	A	C2-N3-C4	6.96	114.08	110.60
48	5	3317	U	C6-N1-C2	-6.96	116.82	121.00
48	5	32	U	N3-C4-C5	-6.96	110.42	114.60
48	5	784	A	C5-C6-N6	-6.96	118.13	123.70
48	5	804	C	N3-C4-C5	-6.96	119.12	121.90
48	5	1833	G	C8-N9-C4	6.96	109.18	106.40
48	5	2302	G	N1-C6-O6	-6.96	115.73	119.90
48	5	2626	A	C5-C6-N6	6.95	129.26	123.70
48	5	3218	A	C2-N3-C4	-6.95	107.12	110.60
48	5	3105	U	N3-C2-O2	6.95	127.06	122.20
48	5	1673	G	N1-C6-O6	-6.95	115.73	119.90
48	5	2249	G	C3'-C2'-C1'	-6.95	95.94	101.50
48	5	857	G	N9-C4-C5	-6.95	102.62	105.40
48	5	437	G	N7-C8-N9	6.94	116.57	113.10
31	e	33	ARG	NE-CZ-NH1	6.94	123.77	120.30
48	5	1441	G	N7-C8-N9	-6.94	109.63	113.10
48	5	3172	A	C5-N7-C8	6.94	107.37	103.90
48	5	2167	A	C6-N1-C2	-6.93	114.44	118.60
48	5	751	A	C2-N3-C4	-6.93	107.14	110.60
48	5	2184	U	C2-N3-C4	-6.93	122.84	127.00
48	5	2169	G	C6-C5-N7	6.93	134.56	130.40
48	5	802	C	C2-N3-C4	-6.92	116.44	119.90
48	5	2732	G	N3-C2-N2	6.92	124.74	119.90
50	8	112	U	C2-N1-C1'	-6.92	109.39	117.70
48	5	1210	U	N3-C2-O2	-6.92	117.36	122.20
48	5	2693	C	C2-N3-C4	-6.92	116.44	119.90
46	t	21	GLN	N-CA-CB	6.91	123.04	110.60
46	t	171	GLN	N-CA-CB	6.91	123.04	110.60
48	5	3070	A	C2-N3-C4	-6.91	107.14	110.60
48	5	1370	G	N1-C2-N2	-6.91	109.98	116.20
48	5	2917	G	N3-C4-N9	6.91	130.15	126.00

Continued on next page...

Continued from previous page...

Mol	Chain	Res	Type	Atoms	Z	Observed(°)	Ideal(°)
48	5	3019	U	C2-N3-C4	-6.91	122.85	127.00
48	5	1609	C	N3-C4-N4	6.91	122.84	118.00
48	5	1285	G	C8-N9-C4	6.90	109.16	106.40
15	O	3[B]	SER	CA-C-N	-6.90	102.02	117.20
48	5	327	A	C8-N9-C4	6.90	108.56	105.80
48	5	2246	G	C8-N9-C4	-6.90	103.64	106.40
48	5	2314	U	C5-C6-N1	6.90	126.15	122.70
36	j	73	ARG	NE-CZ-NH2	-6.89	116.85	120.30
48	5	881	C	C2-N3-C4	6.89	123.35	119.90
48	5	835	G	C5-C6-N1	6.89	114.95	111.50
48	5	2631	U	C5-C6-N1	-6.89	119.25	122.70
10	J	9	MET	N-CA-C	-6.89	92.40	111.00
48	5	1513	G	N7-C8-N9	6.89	116.55	113.10
48	5	2729	U	C5-C6-N1	6.89	126.14	122.70
48	5	3362	A	C6-C5-N7	-6.89	127.48	132.30
48	5	942	U	C5-C4-O4	-6.89	121.77	125.90
48	5	1406	A	N1-C2-N3	6.89	132.74	129.30
48	5	2362	C	N3-C4-C5	6.89	124.66	121.90
48	5	3081	C	C4-C5-C6	-6.88	113.96	117.40
48	5	343	U	C5-C4-O4	6.88	130.03	125.90
48	5	833	G	C6-N1-C2	-6.88	120.97	125.10
48	5	1199	C	C4-C5-C6	6.88	120.84	117.40
48	5	2385	G	C2-N3-C4	-6.88	108.46	111.90
48	5	1868	G	C8-N9-C4	6.88	109.15	106.40
48	5	2695	A	N7-C8-N9	6.88	117.24	113.80
48	5	1652	G	N7-C8-N9	-6.87	109.66	113.10
50	8	139	U	C5-C6-N1	-6.87	119.26	122.70
46	t	532	CYS	CB-CA-C	-6.87	96.66	110.40
46	t	161	TYR	CB-CA-C	-6.87	96.67	110.40
48	5	1138	U	N3-C4-C5	6.87	118.72	114.60
48	5	3308	C	C6-N1-C2	-6.87	117.55	120.30
48	5	3362	A	C5-C6-N1	-6.87	114.27	117.70
48	5	3376	A	N7-C8-N9	6.87	117.23	113.80
48	5	2689	A	C6-N1-C2	-6.86	114.48	118.60
48	5	3101	G	C5-C6-O6	6.86	132.72	128.60
49	7	74	C	N1-C2-O2	-6.86	114.78	118.90
48	5	2389	C	C2-N3-C4	-6.86	116.47	119.90
48	5	419	G	N3-C4-N9	6.86	130.11	126.00
48	5	838	G	C5-C6-O6	6.86	132.71	128.60
48	5	2810	C	C4-C5-C6	6.86	120.83	117.40
48	5	96	G	C5-C6-O6	6.85	132.71	128.60
48	5	1417	G	C5-C6-N1	6.85	114.93	111.50

Continued on next page...

Continued from previous page...

Mol	Chain	Res	Type	Atoms	Z	Observed(°)	Ideal(°)
48	5	2692	A	N1-C6-N6	-6.85	114.49	118.60
50	8	38	U	C4-C5-C6	6.85	123.81	119.70
48	5	3336	A	N1-C2-N3	6.85	132.72	129.30
48	5	41	G	C4-C5-N7	6.85	113.54	110.80
48	5	864	G	C6-N1-C2	-6.85	120.99	125.10
48	5	3176	G	N1-C2-N3	6.84	128.01	123.90
48	5	3149	G	C2-N3-C4	-6.84	108.48	111.90
48	5	1903	U	N3-C4-C5	-6.84	110.50	114.60
48	5	1940	G	N1-C6-O6	-6.84	115.80	119.90
48	5	2647	A	N1-C6-N6	-6.84	114.50	118.60
48	5	1449	A	C6-C5-N7	-6.84	127.51	132.30
48	5	1883	A	N1-C6-N6	-6.84	114.50	118.60
46	t	175	PRO	N-CA-CB	6.83	111.50	103.30
48	5	749	C	C6-N1-C2	-6.83	117.57	120.30
48	5	3313	U	C5-C4-O4	6.83	130.00	125.90
48	5	1057	A	N9-C4-C5	-6.83	103.07	105.80
48	5	1297	C	N1-C2-O2	-6.83	114.80	118.90
48	5	693	A	N1-C6-N6	-6.83	114.50	118.60
48	5	2341	A	N9-C4-C5	-6.83	103.07	105.80
48	5	2987	A	C5-N7-C8	6.83	107.32	103.90
48	5	2401	A	C2-N3-C4	6.83	114.01	110.60
48	5	1307	G	C2-N3-C4	6.83	115.31	111.90
48	5	2619	G	C5-C6-O6	-6.83	124.50	128.60
48	5	3056	U	N1-C2-N3	6.83	119.00	114.90
48	5	1902	G	C6-N1-C2	-6.82	121.01	125.10
48	5	2884	C	N1-C2-O2	-6.82	114.81	118.90
48	5	1941	C	N3-C4-C5	6.82	124.63	121.90
48	5	1603	A	C8-N9-C4	-6.82	103.07	105.80
3	C	90	PHE	C-N-CA	-6.82	107.98	122.30
48	5	1448	U	C2-N3-C4	-6.82	122.91	127.00
49	7	22	A	N1-C6-N6	6.82	122.69	118.60
48	5	578	A	C5-C6-N6	-6.82	118.25	123.70
48	5	2400	G	N3-C4-C5	6.82	132.01	128.60
48	5	2412	G	N3-C4-C5	-6.82	125.19	128.60
48	5	2908	G	C5-C6-O6	6.82	132.69	128.60
48	5	644	G	C8-N9-C4	-6.81	103.67	106.40
48	5	2821	C	C6-N1-C2	-6.81	117.57	120.30
48	5	1875	G	N1-C6-O6	-6.81	115.81	119.90
48	5	2524	A	C3'-C2'-C1'	-6.81	96.05	101.50
50	8	23	U	N1-C2-N3	6.81	118.98	114.90
48	5	2824	G	C4-C5-N7	-6.81	108.08	110.80
48	5	3076	C	C2-N3-C4	-6.81	116.50	119.90

Continued on next page...

Continued from previous page...

Mol	Chain	Res	Type	Atoms	Z	Observed(°)	Ideal(°)
42	p	17	ARG	NE-CZ-NH1	-6.80	116.90	120.30
48	5	1941	C	C2-N3-C4	-6.80	116.50	119.90
48	5	1421	G	C2-N3-C4	-6.80	108.50	111.90
48	5	2279	A	N1-C2-N3	6.80	132.70	129.30
48	5	189	G	N1-C6-O6	-6.80	115.82	119.90
48	5	518	G	C4-C5-N7	6.80	113.52	110.80
49	7	112	G	C5-C6-O6	6.80	132.68	128.60
46	t	357	PRO	N-CD-CG	-6.80	93.00	103.20
48	5	564	G	C4-C5-N7	-6.80	108.08	110.80
48	5	644	G	N3-C4-C5	-6.80	125.20	128.60
48	5	3020	U	N1-C2-O2	-6.80	118.04	122.80
48	5	1327	C	N3-C2-O2	-6.79	117.14	121.90
48	5	1481	A	P-O3'-C3'	6.79	127.85	119.70
48	5	2932	U	N3-C2-O2	-6.79	117.44	122.20
48	5	3374	U	N3-C4-O4	-6.79	114.64	119.40
48	5	2382	G	N1-C6-O6	-6.79	115.83	119.90
48	5	2524	A	C4-C5-N7	6.79	114.09	110.70
48	5	146	U	C5-C4-O4	6.79	129.97	125.90
48	5	1113	G	N3-C4-C5	6.79	132.00	128.60
48	5	1205	A	N7-C8-N9	6.79	117.19	113.80
9	I	48	LEU	CA-CB-CG	6.79	130.91	115.30
48	5	887	G	C2-N3-C4	-6.79	108.51	111.90
48	5	1375	G	C2-N3-C4	6.79	115.29	111.90
48	5	2237	C	N1-C2-O2	6.79	122.97	118.90
48	5	3185	U	C5-C6-N1	-6.78	119.31	122.70
48	5	413	U	C4-C5-C6	6.78	123.77	119.70
48	5	3088	G	N3-C2-N2	6.78	124.65	119.90
48	5	1044	U	C5-C6-N1	-6.78	119.31	122.70
48	5	2317	A	N7-C8-N9	6.78	117.19	113.80
48	5	2730	G	C2-N3-C4	-6.78	108.51	111.90
49	7	50	U	C5-C6-N1	6.78	126.09	122.70
48	5	622	A	C5-C6-N6	-6.78	118.28	123.70
48	5	815	G	C4-C5-N7	-6.78	108.09	110.80
48	5	3324	C	C6-N1-C2	6.78	123.01	120.30
48	5	63	A	N1-C6-N6	6.77	122.66	118.60
48	5	652	G	C6-N1-C2	-6.77	121.04	125.10
48	5	888	A	C5-C6-N1	-6.77	114.31	117.70
48	5	48	A	C8-N9-C4	-6.77	103.09	105.80
48	5	615	U	C5-C4-O4	-6.77	121.84	125.90
48	5	2929	C	N1-C2-O2	-6.77	114.84	118.90
46	t	62	PRO	N-CA-CB	6.77	111.42	103.30
48	5	3321	C	C4-C5-C6	6.77	120.78	117.40

Continued on next page...

Continued from previous page...

Mol	Chain	Res	Type	Atoms	Z	Observed(°)	Ideal(°)
48	5	1910	A	N7-C8-N9	-6.76	110.42	113.80
48	5	2978	U	N3-C4-O4	-6.76	114.66	119.40
49	7	49	G	C8-N9-C4	6.76	109.11	106.40
48	5	669	U	C2-N3-C4	-6.76	122.94	127.00
48	5	1042	U	C5-C4-O4	6.76	129.96	125.90
48	5	1124	U	N1-C2-O2	6.76	127.53	122.80
48	5	1369	A	C8-N9-C4	6.76	108.50	105.80
48	5	2359	C	C6-N1-C2	6.76	123.00	120.30
48	5	934	G	C2-N3-C4	6.76	115.28	111.90
48	5	1843	C	N3-C2-O2	-6.76	117.17	121.90
48	5	215	G	C8-N9-C4	-6.75	103.70	106.40
48	5	1389	G	C6-C5-N7	-6.75	126.35	130.40
48	5	376	G	C2-N3-C4	6.75	115.28	111.90
48	5	908	G	C4-N9-C1'	6.75	135.28	126.50
46	t	388	TYR	CB-CA-C	-6.75	96.90	110.40
48	5	2584	G	C8-N9-C1'	-6.75	118.22	127.00
48	5	95	A	C5-C6-N6	-6.75	118.30	123.70
48	5	1206	G	C8-N9-C4	-6.75	103.70	106.40
48	5	2892	A	N9-C4-C5	6.75	108.50	105.80
48	5	1882	G	C4-C5-N7	-6.75	108.10	110.80
48	5	2868	U	N3-C4-C5	6.75	118.65	114.60
48	5	205	C	N3-C2-O2	-6.75	117.18	121.90
19	S	40	ARG	CG-CD-NE	6.74	125.96	111.80
48	5	776	U	N3-C4-O4	-6.74	114.68	119.40
48	5	2693	C	N1-C2-O2	6.74	122.95	118.90
48	5	2145	A	N1-C6-N6	-6.74	114.56	118.60
48	5	2664	C	N3-C4-C5	6.74	124.60	121.90
48	5	3375	A	C2-N3-C4	6.74	113.97	110.60
48	5	345	G	N1-C2-N2	-6.74	110.13	116.20
48	5	1556	C	C6-N1-C2	-6.74	117.60	120.30
48	5	1116	G	N9-C4-C5	6.74	108.09	105.40
48	5	587	U	N3-C4-C5	6.74	118.64	114.60
49	7	11	A	C5-N7-C8	6.74	107.27	103.90
48	5	614	C	C6-N1-C2	6.73	122.99	120.30
48	5	3309	G	C5-C6-O6	-6.73	124.56	128.60
48	5	1685	C	N3-C2-O2	-6.73	117.19	121.90
48	5	1130	A	N1-C2-N3	-6.73	125.94	129.30
48	5	3140	G	C5-C6-O6	-6.73	124.56	128.60
48	5	1197	A	N1-C2-N3	6.72	132.66	129.30
48	5	2961	G	C5-C6-O6	6.72	132.63	128.60
48	5	2135	U	C6-N1-C2	6.72	125.03	121.00
46	t	546	GLN	N-CA-CB	6.72	122.69	110.60

Continued on next page...

Continued from previous page...

Mol	Chain	Res	Type	Atoms	Z	Observed(°)	Ideal(°)
48	5	3050	U	N3-C4-O4	-6.72	114.70	119.40
48	5	620	U	C5-C6-N1	6.71	126.06	122.70
48	5	2820	A	C6-N1-C2	-6.71	114.57	118.60
48	5	3266	G	N1-C6-O6	-6.71	115.87	119.90
48	5	3140	G	N1-C6-O6	6.71	123.93	119.90
48	5	890	C	N3-C4-C5	6.71	124.58	121.90
48	5	3128	G	C5-C6-O6	-6.71	124.57	128.60
48	5	1392	G	N9-C4-C5	-6.71	102.72	105.40
48	5	3214	U	N1-C2-O2	6.71	127.50	122.80
48	5	1469	C	C6-N1-C2	-6.71	117.62	120.30
48	5	1652	G	C5-N7-C8	6.71	107.65	104.30
48	5	2391	G	N7-C8-N9	6.71	116.45	113.10
48	5	2434	U	C5-C4-O4	6.71	129.93	125.90
48	5	2411	U	N3-C4-O4	-6.71	114.71	119.40
48	5	436	A	N7-C8-N9	6.70	117.15	113.80
48	5	960	U	N3-C2-O2	-6.70	117.51	122.20
48	5	1056	U	N3-C4-O4	6.70	124.09	119.40
48	5	2899	C	C4-C5-C6	6.70	120.75	117.40
48	5	413	U	C5-C6-N1	-6.70	119.35	122.70
48	5	649	A	C8-N9-C4	-6.70	103.12	105.80
48	5	1208	U	C5-C6-N1	-6.70	119.35	122.70
48	5	1409	G	C5-C6-O6	6.70	132.62	128.60
50	8	25	G	C5-C6-O6	6.70	132.62	128.60
48	5	1686	U	C5-C4-O4	-6.70	121.88	125.90
48	5	2403	G	C5-N7-C8	6.70	107.65	104.30
1	A	246	LEU	CA-CB-CG	6.69	130.70	115.30
48	5	2407	C	C5-C4-N4	-6.69	115.51	120.20
48	5	3049	A	C6-N1-C2	6.69	122.61	118.60
48	5	2392	C	N1-C2-O2	-6.69	114.89	118.90
48	5	930	U	C4-C5-C6	-6.69	115.69	119.70
48	5	1134	G	C5-C6-N1	6.69	114.84	111.50
48	5	2767	U	C5-C4-O4	6.69	129.91	125.90
48	5	1392	G	C5-N7-C8	6.69	107.64	104.30
48	5	3333	G	N1-C6-O6	6.69	123.91	119.90
13	M	72	LEU	CA-CB-CG	6.68	130.67	115.30
48	5	1496	C	C2-N1-C1'	6.68	126.15	118.80
48	5	2201	G	N1-C6-O6	-6.68	115.89	119.90
48	5	2231	C	C4-C5-C6	6.68	120.74	117.40
48	5	332	C	C4-C5-C6	6.68	120.74	117.40
48	5	3138	U	N1-C2-N3	6.68	118.91	114.90
48	5	1844	C	N1-C2-O2	-6.68	114.89	118.90
48	5	2717	U	N1-C2-N3	6.67	118.91	114.90

Continued on next page...

Continued from previous page...

Mol	Chain	Res	Type	Atoms	Z	Observed(°)	Ideal(°)
48	5	2830	G	C4-C5-N7	-6.67	108.13	110.80
48	5	3039	C	C6-N1-C2	-6.67	117.63	120.30
48	5	1042	U	N1-C2-O2	6.67	127.47	122.80
48	5	1004	U	N3-C2-O2	-6.66	117.54	122.20
48	5	400	G	C4-C5-N7	6.66	113.47	110.80
48	5	355	A	N1-C2-N3	6.66	132.63	129.30
48	5	669	U	C4-C5-C6	6.66	123.70	119.70
12	L	171	ARG	NE-CZ-NH2	-6.66	116.97	120.30
48	5	1911	A	C5-C6-N6	-6.66	118.37	123.70
48	5	1159	A	N1-C2-N3	-6.66	125.97	129.30
48	5	2336	U	N3-C4-O4	-6.66	114.74	119.40
48	5	792	G	N1-C2-N3	6.66	127.89	123.90
48	5	835	G	C6-N1-C2	-6.66	121.11	125.10
48	5	925	A	C4-C5-C6	6.66	120.33	117.00
50	8	42	G	C4-N9-C1'	-6.66	117.85	126.50
48	5	1518	U	N3-C4-C5	6.65	118.59	114.60
46	t	357	PRO	N-CA-CB	6.65	111.28	103.30
48	5	625	G	N9-C4-C5	6.65	108.06	105.40
48	5	986	U	N3-C4-O4	6.65	124.06	119.40
48	5	2699	G	N1-C6-O6	6.65	123.89	119.90
48	5	3335	A	C2-N3-C4	-6.65	107.28	110.60
48	5	1146	C	N3-C2-O2	-6.65	117.25	121.90
49	7	92	A	C5-N7-C8	-6.65	100.58	103.90
46	t	56	GLN	CB-CA-C	-6.64	97.11	110.40
48	5	640	U	N3-C2-O2	-6.64	117.55	122.20
48	5	1848	G	C6-C5-N7	-6.64	126.42	130.40
48	5	1359	C	C5-C4-N4	-6.64	115.55	120.20
48	5	2207	A	C6-C5-N7	-6.64	127.65	132.30
48	5	2920	U	C2-N3-C4	-6.64	123.02	127.00
50	8	11	C	C4-C5-C6	6.64	120.72	117.40
48	5	916	G	C8-N9-C4	-6.63	103.75	106.40
48	5	1159	A	C4-C5-N7	6.63	114.02	110.70
48	5	2422	C	N1-C2-O2	6.63	122.88	118.90
48	5	226	C	N3-C4-C5	6.63	124.55	121.90
48	5	322	U	C5-C4-O4	-6.63	121.92	125.90
48	5	1312	C	C6-N1-C2	-6.63	117.65	120.30
48	5	1931	U	N3-C4-O4	-6.63	114.76	119.40
48	5	3376	A	N9-C4-C5	6.63	108.45	105.80
48	5	3244	A	C2-N3-C4	-6.62	107.29	110.60
48	5	3310	A	N1-C6-N6	-6.62	114.63	118.60
48	5	2292	U	C2-N1-C1'	6.62	125.64	117.70
48	5	518	G	N1-C6-O6	6.62	123.87	119.90

Continued on next page...

Continued from previous page...

Mol	Chain	Res	Type	Atoms	Z	Observed(°)	Ideal(°)
48	5	1788	C	N3-C4-C5	-6.62	119.25	121.90
48	5	3216	G	C6-C5-N7	-6.62	126.43	130.40
46	t	50	TYR	CB-CA-C	-6.61	97.17	110.40
48	5	1754	G	N1-C6-O6	-6.61	115.93	119.90
48	5	2851	A	C8-N9-C4	6.61	108.45	105.80
48	5	2743	A	C5-N7-C8	6.61	107.21	103.90
48	5	2549	G	C6-C5-N7	-6.61	126.43	130.40
48	5	3122	A	C4-C5-C6	6.61	120.31	117.00
48	5	652	G	N1-C2-N3	6.61	127.87	123.90
9	I	10	ARG	NE-CZ-NH1	-6.61	117.00	120.30
48	5	2147	A	N1-C6-N6	6.61	122.56	118.60
48	5	2647	A	C8-N9-C4	-6.61	103.16	105.80
48	5	3025	C	C5-C4-N4	6.60	124.82	120.20
46	t	513	SER	CB-CA-C	-6.60	97.56	110.10
48	5	2169	G	C2-N3-C4	6.60	115.20	111.90
48	5	1049	C	C4-C5-C6	-6.60	114.10	117.40
48	5	1151	U	C4-C5-C6	-6.60	115.74	119.70
48	5	2719	U	C6-N1-C1'	6.60	130.44	121.20
48	5	2114	C	C6-N1-C2	-6.60	117.66	120.30
48	5	3105	U	N1-C2-O2	-6.60	118.18	122.80
48	5	2675	C	N1-C2-O2	-6.60	114.94	118.90
48	5	2685	C	C2-N3-C4	-6.60	116.60	119.90
48	5	3153	U	N1-C2-O2	6.60	127.42	122.80
48	5	692	A	N1-C2-N3	-6.59	126.00	129.30
48	5	1007	U	C5-C6-N1	-6.59	119.40	122.70
49	7	25	G	N1-C6-O6	6.59	123.86	119.90
3	C	138	ARG	NE-CZ-NH2	-6.59	117.00	120.30
48	5	2954	U	C2-N1-C1'	6.59	125.61	117.70
48	5	1876	U	C5-C6-N1	6.59	126.00	122.70
48	5	3289	G	N7-C8-N9	6.59	116.39	113.10
48	5	3303	G	N3-C2-N2	6.59	124.51	119.90
48	5	648	C	C6-N1-C2	-6.59	117.67	120.30
48	5	828	A	N3-C4-C5	-6.59	122.19	126.80
48	5	2357	A	N1-C6-N6	6.59	122.55	118.60
48	5	3007	U	N3-C4-C5	6.59	118.55	114.60
48	5	1365	G	C8-N9-C1'	-6.58	118.44	127.00
48	5	2617	U	N3-C4-O4	-6.58	114.79	119.40
48	5	3270	U	N3-C4-O4	-6.58	114.79	119.40
48	5	2440	G	N7-C8-N9	6.58	116.39	113.10
48	5	990	U	N3-C2-O2	-6.58	117.59	122.20
48	5	1151	U	N3-C4-C5	6.58	118.55	114.60
48	5	1408	G	N3-C4-N9	-6.58	122.05	126.00

Continued on next page...

Continued from previous page...

Mol	Chain	Res	Type	Atoms	Z	Observed(°)	Ideal(°)
48	5	2811	A	C6-N1-C2	-6.58	114.65	118.60
50	8	54	A	C5-N7-C8	-6.58	100.61	103.90
48	5	2889	C	N3-C2-O2	-6.58	117.30	121.90
50	8	24	G	N1-C6-O6	-6.58	115.95	119.90
48	5	267	G	N9-C4-C5	-6.57	102.77	105.40
48	5	966	U	C2-N3-C4	-6.57	123.06	127.00
48	5	1439	U	C2-N3-C4	-6.57	123.06	127.00
48	5	2984	C	C2-N3-C4	-6.57	116.62	119.90
49	7	57	G	C4-C5-N7	-6.56	108.17	110.80
48	5	2347	U	N3-C4-O4	-6.56	114.81	119.40
49	7	68	C	C2-N3-C4	-6.56	116.62	119.90
48	5	2800	G	N9-C4-C5	6.56	108.02	105.40
48	5	1894	U	C2-N3-C4	-6.55	123.07	127.00
50	8	6	U	C5-C6-N1	-6.55	119.42	122.70
48	5	424	G	N3-C2-N2	6.55	124.49	119.90
48	5	2866	U	N1-C2-O2	-6.55	118.22	122.80
48	5	1906	G	N1-C2-N3	6.55	127.83	123.90
49	7	93	C	C4-C5-C6	6.55	120.67	117.40
48	5	641	C	C2-N1-C1'	-6.55	111.60	118.80
48	5	1399	A	C8-N9-C4	6.55	108.42	105.80
48	5	361	A	N1-C6-N6	-6.55	114.67	118.60
48	5	1448	U	N1-C2-O2	-6.54	118.22	122.80
48	5	1890	U	C5-C6-N1	-6.54	119.43	122.70
48	5	429	U	N3-C4-C5	6.54	118.53	114.60
48	5	600	G	N7-C8-N9	6.54	116.37	113.10
48	5	859	G	N9-C4-C5	6.54	108.02	105.40
48	5	1161	G	N7-C8-N9	-6.54	109.83	113.10
48	5	1215	U	N3-C4-O4	6.54	123.98	119.40
48	5	1342	C	C4-C5-C6	6.54	120.67	117.40
48	5	3186	A	N9-C4-C5	6.54	108.42	105.80
48	5	947	G	N1-C6-O6	-6.54	115.98	119.90
48	5	2211	U	C5-C6-N1	-6.54	119.43	122.70
48	5	2314	U	C2-N1-C1'	6.54	125.55	117.70
48	5	2377	G	C2-N3-C4	6.54	115.17	111.90
48	5	3115	C	N1-C2-O2	-6.54	114.97	118.90
48	5	783	A	N1-C6-N6	6.54	122.52	118.60
48	5	145	G	N3-C4-N9	-6.54	122.08	126.00
9	I	182	LEU	CA-CB-CG	-6.54	100.27	115.30
48	5	815	G	C5-C6-O6	6.54	132.52	128.60
48	5	1722	U	N3-C2-O2	6.54	126.78	122.20
48	5	2301	U	C5-C6-N1	-6.54	119.43	122.70
48	5	1298	C	N1-C2-O2	-6.53	114.98	118.90

Continued on next page...

Continued from previous page...

Mol	Chain	Res	Type	Atoms	Z	Observed(°)	Ideal(°)
48	5	420	G	N3-C4-C5	-6.53	125.33	128.60
46	t	385	GLN	N-CA-CB	6.53	122.36	110.60
48	5	2303	A	N3-C4-C5	-6.53	122.23	126.80
48	5	2626	A	C5-C6-N1	-6.53	114.44	117.70
48	5	2833	A	C8-N9-C4	6.53	108.41	105.80
48	5	3330	A	N1-C6-N6	-6.53	114.68	118.60
48	5	2257	C	N3-C2-O2	-6.53	117.33	121.90
48	5	3263	G	N3-C2-N2	6.53	124.47	119.90
48	5	2930	A	N1-C6-N6	-6.52	114.69	118.60
48	5	3190	C	C6-N1-C2	-6.52	117.69	120.30
48	5	1901	A	C4-C5-C6	6.52	120.26	117.00
48	5	1211	U	N3-C4-C5	6.52	118.51	114.60
49	7	20	A	C5-C6-N6	-6.52	118.48	123.70
48	5	1131	G	C2-N3-C4	-6.52	108.64	111.90
48	5	2309	A	N1-C2-N3	-6.52	126.04	129.30
46	t	57	ARG	N-CA-CB	6.51	122.33	110.60
48	5	1064	A	C4-C5-N7	6.51	113.96	110.70
48	5	2884	C	N1-C2-N3	6.51	123.76	119.20
48	5	721	G	C5-C6-N1	6.51	114.76	111.50
48	5	1215	U	N1-C2-O2	-6.51	118.24	122.80
48	5	2626	A	C4-C5-N7	-6.51	107.44	110.70
48	5	880	G	C5-C6-O6	-6.51	124.69	128.60
48	5	2993	G	N9-C4-C5	-6.51	102.80	105.40
48	5	675	C	N3-C4-N4	6.51	122.56	118.00
48	5	1607	U	N1-C2-N3	6.51	118.81	114.90
48	5	360	G	C8-N9-C4	6.51	109.00	106.40
32	f	49	ILE	CB-CA-C	-6.51	98.59	111.60
48	5	784	A	C6-C5-N7	-6.50	127.75	132.30
48	5	1200	A	C4-C5-C6	6.50	120.25	117.00
48	5	2957	G	C8-N9-C4	6.50	109.00	106.40
48	5	3341	U	C6-N1-C2	-6.50	117.10	121.00
48	5	345	G	N3-C2-N2	6.50	124.45	119.90
48	5	1879	A	C4-C5-N7	6.50	113.95	110.70
48	5	3174	A	C4-C5-N7	6.50	113.95	110.70
48	5	1138	U	C2-N3-C4	-6.50	123.10	127.00
48	5	2385	G	C8-N9-C4	6.50	109.00	106.40
48	5	3306	U	C6-N1-C2	6.50	124.90	121.00
48	5	2433	U	N3-C4-C5	6.50	118.50	114.60
48	5	3004	C	C5-C4-N4	-6.49	115.65	120.20
48	5	435	C	C2-N3-C4	-6.49	116.65	119.90
48	5	2258	U	N3-C2-O2	-6.49	117.66	122.20
48	5	2719	U	C5-C6-N1	-6.49	119.46	122.70

Continued on next page...

Continued from previous page...

Mol	Chain	Res	Type	Atoms	Z	Observed(°)	Ideal(°)
48	5	2246	G	N3-C4-C5	-6.49	125.36	128.60
48	5	2351	U	N3-C4-O4	-6.49	114.86	119.40
48	5	3306	U	C5-C6-N1	-6.49	119.46	122.70
48	5	2904	U	C5-C6-N1	-6.48	119.46	122.70
50	8	59	A	C2-N3-C4	6.48	113.84	110.60
48	5	3126	C	N3-C4-C5	6.48	124.49	121.90
48	5	1496	C	C6-N1-C2	-6.48	117.71	120.30
48	5	3148	U	C5-C4-O4	-6.48	122.01	125.90
48	5	3175	U	N3-C4-C5	-6.48	110.71	114.60
48	5	2320	A	C5-N7-C8	6.48	107.14	103.90
48	5	519	A	C5-C6-N6	-6.48	118.52	123.70
48	5	369	A	N9-C4-C5	6.47	108.39	105.80
48	5	779	G	C8-N9-C4	-6.47	103.81	106.40
50	8	19	C	C4-C5-C6	6.47	120.64	117.40
48	5	828	A	C2-N3-C4	6.47	113.84	110.60
15	O	27[B]	VAL	C-N-CA	6.47	137.87	121.70
48	5	1840	U	C5-C6-N1	-6.47	119.47	122.70
48	5	2631	U	N1-C2-N3	6.47	118.78	114.90
48	5	1843	C	C2-N1-C1'	6.47	125.91	118.80
48	5	370	U	N3-C2-O2	-6.46	117.67	122.20
48	5	386	A	C6-C5-N7	-6.46	127.78	132.30
48	5	894	G	C5-C6-O6	-6.46	124.72	128.60
2	B	21	ARG	NE-CZ-NH1	6.46	123.53	120.30
48	5	971	G	N1-C2-N2	6.46	122.01	116.20
48	5	1897	G	C5-C6-O6	-6.46	124.72	128.60
48	5	1147	G	N7-C8-N9	-6.46	109.87	113.10
48	5	1392	G	C8-N9-C1'	-6.46	118.61	127.00
48	5	1408	G	N3-C4-C5	6.46	131.83	128.60
30	d	90	PHE	CB-CA-C	-6.46	97.49	110.40
48	5	1215	U	C5-C4-O4	-6.46	122.03	125.90
48	5	370	U	C6-N1-C2	-6.46	117.13	121.00
48	5	884	A	N3-C4-N9	-6.46	122.24	127.40
48	5	1042	U	C5-C6-N1	-6.46	119.47	122.70
48	5	2345	A	C5-C6-N6	-6.46	118.54	123.70
48	5	284	A	C2-N3-C4	6.45	113.83	110.60
48	5	1284	C	C6-N1-C2	-6.45	117.72	120.30
48	5	1434	G	C8-N9-C4	6.45	108.98	106.40
48	5	1516	C	C5-C6-N1	-6.45	117.77	121.00
48	5	1844	C	C2-N3-C4	-6.45	116.67	119.90
48	5	2817	A	C6-N1-C2	-6.45	114.73	118.60
48	5	2754	G	N3-C2-N2	6.45	124.42	119.90
48	5	2849	C	C5-C6-N1	6.45	124.22	121.00

Continued on next page...

Continued from previous page...

Mol	Chain	Res	Type	Atoms	Z	Observed(°)	Ideal(°)
48	5	1851	G	C4-C5-C6	6.45	122.67	118.80
48	5	2662	G	C3'-C2'-C1'	-6.45	96.34	101.50
49	7	92	A	C4-C5-N7	6.45	113.92	110.70
50	8	28	C	N3-C4-C5	6.45	124.48	121.90
48	5	3043	C	N3-C4-C5	6.45	124.48	121.90
48	5	1190	A	C5-C6-N6	6.45	128.86	123.70
48	5	2365	C	C5-C4-N4	6.45	124.71	120.20
49	7	38	U	C6-N1-C1'	-6.44	112.18	121.20
50	8	17	A	C4-C5-N7	6.44	113.92	110.70
48	5	299	G	C2-N3-C4	6.44	115.12	111.90
48	5	2518	C	C5-C6-N1	-6.44	117.78	121.00
48	5	3306	U	N3-C4-C5	6.44	118.46	114.60
48	5	2891	U	C5-C6-N1	-6.44	119.48	122.70
48	5	950	G	N3-C2-N2	6.44	124.41	119.90
48	5	2288	G	N3-C4-C5	-6.44	125.38	128.60
48	5	2305	G	C4-C5-N7	6.44	113.38	110.80
48	5	2363	A	C2-N3-C4	6.44	113.82	110.60
31	e	45	ARG	NE-CZ-NH1	6.44	123.52	120.30
48	5	2124	G	C8-N9-C4	6.44	108.97	106.40
48	5	2396	G	N3-C4-C5	-6.44	125.38	128.60
48	5	2746	A	C8-N9-C4	6.44	108.37	105.80
48	5	2288	G	C5-C6-O6	-6.43	124.74	128.60
48	5	2320	A	N1-C2-N3	6.43	132.52	129.30
48	5	3167	A	N7-C8-N9	6.43	117.02	113.80
49	7	15	C	N3-C4-C5	6.43	124.47	121.90
48	5	1793	C	C2-N3-C4	6.43	123.12	119.90
48	5	2817	A	N3-C4-C5	-6.43	122.30	126.80
48	5	290	G	N3-C2-N2	6.43	124.40	119.90
48	5	824	C	C4-C5-C6	6.43	120.61	117.40
48	5	1929	G	C8-N9-C4	6.43	108.97	106.40
48	5	2677	G	N3-C2-N2	-6.43	115.40	119.90
48	5	3006	A	N3-C4-N9	-6.43	122.26	127.40
48	5	2302	G	N1-C2-N2	-6.43	110.42	116.20
14	N	68	ARG	NE-CZ-NH1	6.42	123.51	120.30
40	n	9	ARG	NE-CZ-NH2	-6.42	117.09	120.30
48	5	2340	U	C2-N3-C4	-6.42	123.14	127.00
48	5	1413	G	N1-C6-O6	-6.42	116.05	119.90
48	5	3354	U	N3-C2-O2	-6.42	117.71	122.20
48	5	217	U	C5-C6-N1	-6.42	119.49	122.70
48	5	343	U	C5-C6-N1	-6.42	119.49	122.70
48	5	963	G	C5-C6-O6	-6.42	124.75	128.60
48	5	1403	C	N3-C4-N4	6.42	122.49	118.00

Continued on next page...

Continued from previous page...

Mol	Chain	Res	Type	Atoms	Z	Observed(°)	Ideal(°)
48	5	2375	G	C5-C6-N1	6.42	114.71	111.50
48	5	1149	G	N1-C2-N3	-6.41	120.05	123.90
48	5	3011	A	N1-C2-N3	-6.41	126.09	129.30
48	5	651	G	C8-N9-C4	-6.41	103.84	106.40
48	5	1402	C	C4-C5-C6	6.41	120.61	117.40
48	5	1907	C	N1-C2-O2	-6.41	115.06	118.90
48	5	393	U	N3-C2-O2	-6.41	117.72	122.20
48	5	1390	A	C5-C6-N6	6.41	128.83	123.70
48	5	3174	A	C5-N7-C8	-6.41	100.70	103.90
4	D	152	ARG	NE-CZ-NH1	6.41	123.50	120.30
48	5	943	U	C5-C6-N1	-6.41	119.50	122.70
48	5	2361	A	C8-N9-C4	-6.41	103.24	105.80
48	5	2389	C	N3-C4-C5	6.41	124.46	121.90
46	t	519	ARG	N-CA-CB	6.40	122.12	110.60
48	5	1115	G	C4-N9-C1'	6.40	134.82	126.50
48	5	2611	U	C4-C5-C6	6.40	123.54	119.70
48	5	2837	A	C2-N3-C4	6.40	113.80	110.60
49	7	1	G	C4-N9-C1'	6.40	134.82	126.50
49	7	40	C	N1-C2-O2	-6.40	115.06	118.90
15	O	23[B]	ILE	O-C-N	6.40	132.94	122.70
48	5	1749	A	C8-N9-C4	6.40	108.36	105.80
48	5	2879	C	N1-C2-O2	6.40	122.74	118.90
48	5	436	A	C4-N9-C1'	6.39	137.81	126.30
48	5	1172	G	N3-C2-N2	6.39	124.38	119.90
48	5	2408	U	N1-C2-N3	6.39	118.74	114.90
48	5	938	C	C6-N1-C2	6.39	122.86	120.30
48	5	1407	A	C8-N9-C4	6.39	108.36	105.80
48	5	1449	A	C5-C6-N1	-6.39	114.50	117.70
50	8	29	U	C2-N3-C4	-6.39	123.17	127.00
18	R	88	ARG	NE-CZ-NH1	-6.39	117.11	120.30
49	7	12	U	N3-C4-C5	6.39	118.43	114.60
48	5	2753	G	N3-C2-N2	-6.38	115.43	119.90
48	5	3303	G	N1-C2-N2	-6.38	110.45	116.20
48	5	42	C	C5-C6-N1	6.38	124.19	121.00
50	8	111	A	C2-N3-C4	-6.38	107.41	110.60
48	5	909	G	C4-C5-N7	-6.38	108.25	110.80
48	5	1902	G	N3-C4-N9	6.38	129.82	126.00
27	a	28	HIS	N-CA-C	6.37	128.21	111.00
48	5	624	G	C8-N9-C4	6.37	108.95	106.40
48	5	1340	G	N3-C2-N2	6.37	124.36	119.90
48	5	2431	C	N3-C4-C5	-6.37	119.35	121.90
48	5	2117	A	N1-C6-N6	-6.37	114.78	118.60

Continued on next page...

Continued from previous page...

Mol	Chain	Res	Type	Atoms	Z	Observed(°)	Ideal(°)
48	5	2857	C	C6-N1-C2	6.37	122.85	120.30
50	8	29	U	N1-C2-N3	6.37	118.72	114.90
48	5	1518	U	N1-C2-O2	6.37	127.26	122.80
48	5	2821	C	C5-C6-N1	6.37	124.18	121.00
46	t	436	PRO	CA-N-CD	-6.37	102.59	111.50
48	5	2134	G	N3-C4-C5	-6.37	125.42	128.60
48	5	3309	G	C6-N1-C2	-6.37	121.28	125.10
48	5	631	U	N3-C4-C5	6.36	118.42	114.60
48	5	891	G	C5-C6-O6	6.36	132.42	128.60
48	5	584	G	C5-C6-O6	6.36	132.42	128.60
48	5	1496	C	C5-C6-N1	6.36	124.18	121.00
48	5	1416	C	N3-C2-O2	-6.36	117.45	121.90
48	5	833	G	N1-C2-N3	6.35	127.71	123.90
48	5	652	G	N3-C4-N9	6.35	129.81	126.00
48	5	2139	A	C5-N7-C8	6.35	107.08	103.90
49	7	48	U	N3-C4-C5	6.35	118.41	114.60
4	D	248	ARG	NE-CZ-NH2	-6.35	117.12	120.30
17	Q	176	ARG	NE-CZ-NH2	-6.35	117.13	120.30
48	5	1733	G	N1-C6-O6	6.35	123.71	119.90
48	5	676	G	C8-N9-C4	-6.35	103.86	106.40
48	5	1321	G	C5-C6-N1	-6.35	108.33	111.50
48	5	1832	C	C2-N3-C4	-6.35	116.73	119.90
48	5	1833	G	N7-C8-N9	-6.35	109.93	113.10
48	5	674	G	C8-N9-C4	-6.35	103.86	106.40
48	5	2894	C	N3-C4-C5	6.34	124.44	121.90
48	5	1403	C	C6-N1-C1'	-6.34	113.19	120.80
48	5	1408	G	C2-N3-C4	-6.34	108.73	111.90
48	5	2802	A	N1-C2-N3	-6.34	126.13	129.30
48	5	600	G	C8-N9-C4	-6.34	103.86	106.40
48	5	645	A	C5-C6-N1	6.34	120.87	117.70
48	5	722	G	N9-C4-C5	6.34	107.94	105.40
48	5	2364	G	C5-C6-O6	6.34	132.40	128.60
48	5	667	C	N3-C4-C5	6.34	124.44	121.90
48	5	1211	U	C4-C5-C6	-6.34	115.90	119.70
48	5	2146	C	C6-N1-C2	-6.34	117.77	120.30
48	5	3309	G	C4-N9-C1'	6.34	134.74	126.50
31	e	47	ARG	NE-CZ-NH2	-6.33	117.13	120.30
48	5	1300	G	C5-C6-O6	-6.33	124.80	128.60
49	7	48	U	N1-C2-O2	-6.33	118.36	122.80
3	C	327	LEU	CA-CB-CG	6.33	129.87	115.30
48	5	903	U	N3-C2-O2	-6.33	117.77	122.20
48	5	2625	C	N3-C2-O2	-6.33	117.47	121.90

Continued on next page...

Continued from previous page...

Mol	Chain	Res	Type	Atoms	Z	Observed(°)	Ideal(°)
48	5	2416	U	C5-C6-N1	6.33	125.87	122.70
48	5	3189	G	N1-C2-N3	6.33	127.70	123.90
48	5	3360	C	C6-N1-C2	-6.33	117.77	120.30
48	5	1511	U	C5-C6-N1	-6.33	119.53	122.70
48	5	2964	G	N7-C8-N9	-6.33	109.94	113.10
48	5	248	U	N1-C2-O2	6.33	127.23	122.80
48	5	2948	C	C5-C4-N4	6.33	124.63	120.20
48	5	2998	U	C5-C6-N1	-6.33	119.54	122.70
49	7	92	A	C6-C5-N7	-6.33	127.87	132.30
48	5	1690	C	N1-C2-O2	-6.33	115.11	118.90
48	5	2393	G	N9-C4-C5	-6.33	102.87	105.40
48	5	3245	A	C5-C6-N6	-6.33	118.64	123.70
12	L	27	ASP	CB-CG-OD1	6.32	123.99	118.30
48	5	1451	C	C5-C6-N1	-6.32	117.84	121.00
48	5	1858	A	N7-C8-N9	6.32	116.96	113.80
48	5	665	A	C2-N3-C4	-6.32	107.44	110.60
48	5	1506	A	C5-N7-C8	-6.32	100.74	103.90
48	5	2231	C	N3-C4-C5	-6.32	119.37	121.90
48	5	2351	U	N3-C2-O2	-6.32	117.78	122.20
48	5	2614	G	C8-N9-C1'	-6.32	118.78	127.00
48	5	65	A	N7-C8-N9	6.32	116.96	113.80
48	5	2735	U	C6-N1-C2	-6.32	117.21	121.00
48	5	1200	A	N1-C2-N3	6.32	132.46	129.30
46	t	385	GLN	CB-CA-C	-6.31	97.78	110.40
48	5	276	U	C2-N3-C4	-6.31	123.21	127.00
48	5	892	U	N3-C4-C5	6.31	118.39	114.60
48	5	2349	U	N3-C4-C5	6.31	118.39	114.60
48	5	787	G	C2-N3-C4	-6.31	108.74	111.90
48	5	75	G	C5-C6-O6	-6.31	124.81	128.60
48	5	679	U	C5-C6-N1	-6.31	119.55	122.70
48	5	1500	G	C8-N9-C4	6.31	108.92	106.40
48	5	2303	A	N1-C6-N6	-6.31	114.81	118.60
48	5	950	G	C8-N9-C4	6.31	108.92	106.40
48	5	2289	U	N3-C4-O4	-6.31	114.98	119.40
48	5	2808	A	N1-C2-N3	6.31	132.45	129.30
1	A	204	MET	CG-SD-CE	-6.30	90.11	100.20
48	5	2352	A	N1-C2-N3	6.30	132.45	129.30
48	5	1389	G	C5-N7-C8	-6.30	101.15	104.30
48	5	2633	U	C5-C6-N1	-6.30	119.55	122.70
48	5	891	G	C8-N9-C4	6.30	108.92	106.40
48	5	2996	U	C2-N1-C1'	6.30	125.26	117.70
48	5	793	C	N1-C2-O2	-6.30	115.12	118.90

Continued on next page...

Continued from previous page...

Mol	Chain	Res	Type	Atoms	Z	Observed(°)	Ideal(°)
48	5	994	G	N3-C2-N2	6.30	124.31	119.90
48	5	1188	U	C5-C4-O4	-6.30	122.12	125.90
48	5	2123	G	C2-N3-C4	6.30	115.05	111.90
48	5	2130	G	N1-C6-O6	-6.30	116.12	119.90
48	5	3330	A	C2-N3-C4	6.30	113.75	110.60
48	5	2211	U	N3-C4-C5	-6.30	110.82	114.60
48	5	2389	C	C5-C6-N1	-6.30	117.85	121.00
50	8	84	C	C6-N1-C2	-6.30	117.78	120.30
48	5	1041	U	C6-N1-C2	6.29	124.78	121.00
48	5	3218	A	N3-C4-C5	6.29	131.21	126.80
48	5	326	U	N3-C4-C5	6.29	118.38	114.60
48	5	1115	G	C8-N9-C4	-6.29	103.88	106.40
48	5	2164	A	C8-N9-C4	-6.29	103.28	105.80
48	5	3003	G	C5-C6-N1	6.29	114.64	111.50
48	5	1314	C	C6-N1-C1'	-6.29	113.25	120.80
48	5	582	G	C5-C6-O6	6.29	132.37	128.60
48	5	2833	A	N7-C8-N9	-6.29	110.66	113.80
48	5	3065	G	C5-C6-O6	6.29	132.37	128.60
48	5	510	G	C5-C6-N1	6.28	114.64	111.50
48	5	637	C	C2-N1-C1'	-6.28	111.89	118.80
48	5	3258	U	C6-N1-C2	6.28	124.77	121.00
48	5	1411	C	N1-C2-O2	-6.28	115.13	118.90
48	5	2277	C	C6-N1-C2	6.28	122.81	120.30
48	5	1130	A	N3-C4-C5	-6.28	122.40	126.80
48	5	1940	G	N1-C2-N2	-6.28	110.55	116.20
48	5	2261	G	C8-N9-C4	6.28	108.91	106.40
48	5	2952	G	N1-C6-O6	6.28	123.67	119.90
46	t	530	LYS	CB-CA-C	-6.28	97.85	110.40
48	5	625	G	C5-C6-O6	6.28	132.37	128.60
48	5	726	G	C5-N7-C8	-6.28	101.16	104.30
48	5	940	G	C8-N9-C4	-6.28	103.89	106.40
48	5	1168	U	N3-C4-C5	6.27	118.36	114.60
48	5	2572	C	C6-N1-C2	-6.27	117.79	120.30
2	B	10	ARG	NE-CZ-NH1	6.27	123.44	120.30
48	5	1449	A	N3-C4-C5	6.27	131.19	126.80
48	5	3308	C	C5-C6-N1	-6.27	117.87	121.00
48	5	1115	G	N3-C4-C5	-6.27	125.47	128.60
48	5	1211	U	N3-C4-O4	-6.27	115.01	119.40
48	5	3317	U	N3-C4-O4	-6.27	115.01	119.40
16	P	127	ARG	NE-CZ-NH1	6.26	123.43	120.30
48	5	314	U	C5-C4-O4	6.26	129.66	125.90
48	5	2616	C	C5-C4-N4	-6.26	115.81	120.20

Continued on next page...

Continued from previous page...

Mol	Chain	Res	Type	Atoms	Z	Observed(°)	Ideal(°)
48	5	2420	C	C5-C4-N4	-6.26	115.82	120.20
48	5	2716	U	C6-N1-C2	-6.26	117.24	121.00
48	5	3175	U	C6-N1-C2	-6.26	117.24	121.00
48	5	1306	G	C6-N1-C2	-6.26	121.34	125.10
48	5	2754	G	N1-C6-O6	-6.26	116.14	119.90
48	5	2777	G	C4-C5-N7	-6.26	108.30	110.80
48	5	1872	C	C4-C5-C6	6.26	120.53	117.40
48	5	146	U	N3-C4-O4	-6.25	115.02	119.40
48	5	3270	U	C5-C6-N1	-6.25	119.57	122.70
48	5	656	A	C8-N9-C4	6.25	108.30	105.80
48	5	974	G	N3-C4-N9	6.25	129.75	126.00
48	5	2429	G	C8-N9-C4	-6.25	103.90	106.40
48	5	3216	G	C6-N1-C2	-6.25	121.35	125.10
50	8	38	U	C5-C4-O4	6.25	129.65	125.90
48	5	425	G	N7-C8-N9	-6.25	109.97	113.10
49	7	44	C	N3-C4-C5	-6.25	119.40	121.90
48	5	2128	C	N3-C2-O2	-6.25	117.53	121.90
48	5	436	A	C5-N7-C8	-6.24	100.78	103.90
48	5	1064	A	C8-N9-C4	6.24	108.30	105.80
48	5	1346	G	N3-C4-C5	6.24	131.72	128.60
48	5	2930	A	N9-C4-C5	6.24	108.30	105.80
48	5	691	A	C2-N3-C4	-6.24	107.48	110.60
48	5	1056	U	N3-C4-C5	-6.24	110.86	114.60
48	5	1688	U	N1-C2-O2	6.24	127.17	122.80
48	5	1888	U	C2-N3-C4	-6.24	123.26	127.00
48	5	734	C	N1-C2-O2	6.24	122.64	118.90
48	5	3052	G	N7-C8-N9	-6.24	109.98	113.10
48	5	1425	U	N3-C4-O4	-6.23	115.04	119.40
48	5	408	A	N1-C2-N3	6.23	132.42	129.30
48	5	670	C	N3-C4-C5	6.23	124.39	121.90
48	5	947	G	N3-C4-N9	6.23	129.74	126.00
48	5	3334	U	N3-C2-O2	-6.23	117.84	122.20
48	5	1123	U	C5-C6-N1	-6.23	119.58	122.70
48	5	1383	G	N1-C6-O6	-6.23	116.16	119.90
48	5	3317	U	C5-C6-N1	6.23	125.81	122.70
48	5	933	A	C2-N3-C4	-6.23	107.49	110.60
48	5	351	A	C5-C6-N6	-6.22	118.72	123.70
48	5	437	G	N3-C2-N2	-6.22	115.54	119.90
48	5	3014	U	C5-C4-O4	-6.22	122.17	125.90
48	5	1468	A	C8-N9-C4	-6.22	103.31	105.80
48	5	3266	G	C8-N9-C4	-6.22	103.91	106.40
46	t	56	GLN	N-CA-CB	6.22	121.80	110.60

Continued on next page...

Continued from previous page...

Mol	Chain	Res	Type	Atoms	Z	Observed(°)	Ideal(°)
48	5	2930	A	C8-N9-C4	-6.22	103.31	105.80
48	5	3330	A	C6-N1-C2	-6.22	114.87	118.60
50	8	52	A	C8-N9-C4	-6.22	103.31	105.80
48	5	294	U	C5-C4-O4	-6.21	122.17	125.90
48	5	911	C	N1-C2-O2	-6.21	115.17	118.90
48	5	2516	U	C2-N3-C4	-6.21	123.27	127.00
48	5	359	U	C5-C4-O4	-6.21	122.17	125.90
48	5	644	G	N1-C6-O6	-6.21	116.17	119.90
48	5	1810	A	C8-N9-C4	6.21	108.28	105.80
48	5	2381	G	N1-C6-O6	-6.21	116.17	119.90
48	5	1297	C	C4-C5-C6	6.21	120.50	117.40
48	5	2524	A	C6-N1-C2	6.21	122.33	118.60
48	5	2728	G	C8-N9-C4	-6.21	103.92	106.40
48	5	83	U	C5-C4-O4	-6.21	122.17	125.90
48	5	2301	U	N3-C4-C5	6.21	118.32	114.60
48	5	2645	G	C6-N1-C2	-6.21	121.38	125.10
48	5	32	U	N1-C2-O2	-6.20	118.46	122.80
48	5	150	A	C5-C6-N6	-6.20	118.74	123.70
48	5	3187	A	C4-C5-N7	-6.20	107.60	110.70
48	5	112	U	C5-C4-O4	-6.20	122.18	125.90
48	5	3365	U	N1-C2-N3	6.20	118.62	114.90
48	5	514	G	N1-C6-O6	6.20	123.62	119.90
48	5	819	U	C6-N1-C2	6.20	124.72	121.00
48	5	2775	U	C5-C4-O4	6.20	129.62	125.90
48	5	1883	A	N9-C4-C5	6.20	108.28	105.80
48	5	2169	G	N1-C6-O6	-6.20	116.18	119.90
48	5	2886	U	N3-C2-O2	-6.20	117.86	122.20
48	5	1035	G	N3-C4-N9	6.20	129.72	126.00
48	5	1148	G	C5-C6-O6	-6.20	124.88	128.60
48	5	2117	A	C6-N1-C2	-6.20	114.88	118.60
48	5	2353	G	N3-C4-N9	6.20	129.72	126.00
48	5	2552	C	N3-C2-O2	-6.20	117.56	121.90
49	7	25	G	N3-C2-N2	-6.19	115.56	119.90
48	5	904	A	C8-N9-C4	-6.19	103.32	105.80
48	5	1525	G	C4-N9-C1'	6.19	134.55	126.50
48	5	2133	U	N3-C4-C5	6.19	118.32	114.60
48	5	2198	A	C2-N3-C4	-6.19	107.50	110.60
48	5	2615	G	C5-C6-O6	-6.19	124.88	128.60
50	8	53	A	C2-N3-C4	6.19	113.70	110.60
48	5	586	C	N3-C4-C5	6.19	124.38	121.90
48	5	1666	G	C5-C6-O6	6.19	132.31	128.60
48	5	3345	G	N3-C2-N2	-6.19	115.57	119.90

Continued on next page...

Continued from previous page...

Mol	Chain	Res	Type	Atoms	Z	Observed(°)	Ideal(°)
48	5	753	C	C5-C4-N4	-6.19	115.87	120.20
48	5	1652	G	C8-N9-C4	6.19	108.88	106.40
15	O	3[B]	SER	C-N-CA	-6.19	106.23	121.70
48	5	590	G	C5-C6-N1	6.19	114.59	111.50
48	5	1300	G	C4-C5-N7	6.19	113.28	110.80
31	e	4	LEU	C-N-CD	6.19	141.39	128.40
48	5	2133	U	N3-C4-O4	-6.19	115.07	119.40
50	8	15	G	C5-C6-N1	6.19	114.59	111.50
48	5	1301	A	C5-C6-N6	-6.18	118.75	123.70
48	5	3298	C	N1-C2-O2	-6.18	115.19	118.90
49	7	40	C	C4-C5-C6	6.18	120.49	117.40
48	5	1143	A	C6-N1-C2	6.18	122.31	118.60
48	5	1161	G	C8-N9-C4	6.18	108.87	106.40
48	5	2242	A	C5-C6-N6	6.18	128.64	123.70
48	5	1134	G	C6-N1-C2	-6.18	121.39	125.10
48	5	511	G	N3-C2-N2	6.18	124.22	119.90
48	5	1753	G	N3-C4-C5	-6.18	125.51	128.60
48	5	2207	A	C5-N7-C8	-6.18	100.81	103.90
48	5	2777	G	N9-C4-C5	6.18	107.87	105.40
48	5	2858	U	N1-C2-N3	6.18	118.61	114.90
48	5	42	C	C2-N3-C4	6.17	122.99	119.90
48	5	87	U	N3-C4-O4	-6.17	115.08	119.40
48	5	436	A	C8-N9-C1'	-6.17	116.59	127.70
48	5	1430	U	C6-N1-C2	6.17	124.70	121.00
48	5	311	C	N3-C4-C5	6.17	124.37	121.90
48	5	1911	A	N7-C8-N9	-6.17	110.72	113.80
48	5	3138	U	C5-C4-O4	-6.17	122.20	125.90
48	5	949	C	C5-C6-N1	-6.17	117.92	121.00
48	5	1323	G	C8-N9-C4	-6.17	103.93	106.40
48	5	2865	U	N1-C2-N3	-6.17	111.20	114.90
48	5	924	G	N3-C2-N2	-6.16	115.59	119.90
48	5	1772	U	N3-C2-O2	-6.16	117.89	122.20
48	5	2824	G	N3-C4-C5	-6.16	125.52	128.60
48	5	32	U	C6-N1-C2	-6.16	117.30	121.00
46	t	305	PRO	CA-N-CD	-6.16	102.87	111.50
48	5	367	A	N3-C4-N9	-6.16	122.47	127.40
48	5	823	C	N3-C4-C5	6.16	124.36	121.90
48	5	2757	U	N1-C2-O2	-6.16	118.49	122.80
48	5	2830	G	C6-N1-C2	-6.16	121.41	125.10
48	5	935	U	C5-C4-O4	-6.15	122.21	125.90
48	5	2632	G	N9-C4-C5	6.15	107.86	105.40
48	5	2846	U	N1-C2-O2	-6.15	118.49	122.80

Continued on next page...

Continued from previous page...

Mol	Chain	Res	Type	Atoms	Z	Observed(°)	Ideal(°)
48	5	1007	U	C2-N3-C4	-6.15	123.31	127.00
50	8	79	A	N9-C4-C5	-6.15	103.34	105.80
48	5	494	G	N3-C4-C5	-6.15	125.53	128.60
48	5	909	G	C5-N7-C8	6.15	107.37	104.30
48	5	1591	G	C5-C6-N1	6.15	114.57	111.50
48	5	785	G	C2-N3-C4	6.14	114.97	111.90
48	5	917	A	C8-N9-C4	-6.14	103.34	105.80
48	5	1162	U	C2-N3-C4	-6.14	123.31	127.00
15	O	117[A]	ARG	NE-CZ-NH2	-6.14	117.23	120.30
15	O	117[B]	ARG	NE-CZ-NH2	-6.14	117.23	120.30
48	5	1389	G	N3-C4-N9	6.14	129.68	126.00
48	5	2415	C	N3-C4-C5	6.14	124.36	121.90
48	5	749	C	N3-C4-C5	-6.14	119.44	121.90
48	5	2228	A	C8-N9-C4	-6.14	103.34	105.80
46	t	167	LYS	N-CA-CB	6.14	121.64	110.60
48	5	2730	G	N3-C4-N9	-6.14	122.32	126.00
48	5	600	G	C6-C5-N7	-6.13	126.72	130.40
48	5	1931	U	C5-C6-N1	-6.13	119.63	122.70
48	5	3000	A	C8-N9-C4	6.13	108.25	105.80
48	5	822	G	N3-C4-N9	-6.13	122.32	126.00
48	5	2128	C	C2-N3-C4	-6.13	116.83	119.90
48	5	2728	G	C6-N1-C2	-6.13	121.42	125.10
50	8	47	C	N1-C2-O2	6.13	122.58	118.90
48	5	216	G	C6-C5-N7	-6.13	126.72	130.40
48	5	1009	A	C8-N9-C4	-6.13	103.35	105.80
48	5	1119	C	C5-C4-N4	-6.13	115.91	120.20
48	5	3098	G	N1-C6-O6	-6.13	116.22	119.90
48	5	1148	G	C5-C6-N1	6.13	114.56	111.50
48	5	3101	G	N1-C6-O6	-6.13	116.22	119.90
48	5	2764	C	N3-C4-C5	6.13	124.35	121.90
48	5	2976	A	N7-C8-N9	-6.13	110.74	113.80
48	5	3086	A	C8-N9-C4	6.12	108.25	105.80
48	5	912	G	N3-C4-N9	6.12	129.67	126.00
48	5	2176	U	N1-C2-N3	6.12	118.57	114.90
48	5	2808	A	N1-C6-N6	6.12	122.27	118.60
48	5	3228	C	N3-C2-O2	-6.12	117.61	121.90
48	5	2650	U	N3-C4-O4	-6.12	115.11	119.40
48	5	2993	G	N3-C4-N9	6.12	129.67	126.00
48	5	1114	U	N3-C4-C5	6.12	118.27	114.60
48	5	1161	G	C2-N3-C4	6.12	114.96	111.90
48	5	3309	G	C5-C6-N1	6.12	114.56	111.50
48	5	1044	U	N3-C4-C5	6.12	118.27	114.60

Continued on next page...

Continued from previous page...

Mol	Chain	Res	Type	Atoms	Z	Observed(°)	Ideal(°)
48	5	1307	G	C8-N9-C4	-6.12	103.95	106.40
48	5	2939	G	N7-C8-N9	-6.12	110.04	113.10
48	5	818	C	N3-C4-C5	-6.11	119.45	121.90
48	5	1119	C	N1-C2-O2	-6.11	115.23	118.90
48	5	2386	A	C5-C6-N6	-6.11	118.81	123.70
48	5	2620	G	N1-C6-O6	-6.11	116.23	119.90
48	5	3020	U	C5-C4-O4	-6.11	122.23	125.90
48	5	392	G	C5-C6-O6	-6.11	124.93	128.60
48	5	999	G	C2-N3-C4	6.11	114.96	111.90
48	5	2347	U	N3-C4-C5	6.11	118.27	114.60
48	5	880	G	C5-C6-N1	6.11	114.56	111.50
48	5	1368	U	C6-N1-C2	6.11	124.67	121.00
48	5	1719	G	N1-C6-O6	6.11	123.56	119.90
46	t	384	LYS	N-CA-CB	6.10	121.59	110.60
48	5	80	G	N1-C6-O6	-6.10	116.24	119.90
48	5	822	G	N3-C2-N2	-6.10	115.63	119.90
48	5	2865	U	C2-N1-C1'	6.10	125.02	117.70
48	5	3068	U	N1-C2-N3	6.10	118.56	114.90
48	5	1381	A	C2-N3-C4	-6.10	107.55	110.60
48	5	2930	A	C8-N9-C1'	6.10	138.68	127.70
48	5	3358	U	N3-C2-O2	-6.10	117.93	122.20
48	5	904	A	N9-C4-C5	6.10	108.24	105.80
48	5	3150	A	C2-N3-C4	-6.09	107.55	110.60
48	5	3211	C	C4-C5-C6	6.09	120.45	117.40
39	m	97	ARG	NE-CZ-NH2	-6.09	117.25	120.30
48	5	282	G	N9-C4-C5	6.09	107.84	105.40
48	5	1909	A	N1-C2-N3	-6.09	126.25	129.30
48	5	2368	A	N1-C6-N6	-6.09	114.94	118.60
48	5	2833	A	C5-C6-N1	6.09	120.75	117.70
48	5	2954	U	C5-C4-O4	-6.09	122.25	125.90
48	5	102	C	N3-C4-N4	6.09	122.26	118.00
48	5	3095	U	N3-C4-C5	6.09	118.25	114.60
48	5	2791	G	N1-C6-O6	6.09	123.55	119.90
48	5	1902	G	N7-C8-N9	-6.09	110.06	113.10
48	5	33	G	C6-N1-C2	-6.08	121.45	125.10
48	5	2978	U	C2-N3-C4	-6.08	123.35	127.00
48	5	3266	G	C4-C5-N7	-6.08	108.37	110.80
48	5	1303	A	C2-N3-C4	6.08	113.64	110.60
48	5	66	A	N9-C4-C5	-6.08	103.37	105.80
48	5	386	A	N9-C4-C5	-6.08	103.37	105.80
48	5	1808	G	N1-C6-O6	6.08	123.55	119.90
48	5	2134	G	C2-N3-C4	6.08	114.94	111.90

Continued on next page...

Continued from previous page...

Mol	Chain	Res	Type	Atoms	Z	Observed(°)	Ideal(°)
48	5	2980	U	C6-N1-C2	-6.08	117.35	121.00
48	5	386	A	C4-C5-N7	6.08	113.74	110.70
48	5	884	A	C4-C5-C6	-6.08	113.96	117.00
2	B	205	VAL	CB-CA-C	-6.07	99.86	111.40
48	5	1438	U	C2-N1-C1'	6.07	124.99	117.70
48	5	2167	A	N9-C4-C5	6.07	108.23	105.80
14	N	96	ARG	NE-CZ-NH1	6.07	123.33	120.30
48	5	903	U	C5-C6-N1	-6.07	119.67	122.70
48	5	2381	G	C5-C6-O6	6.07	132.24	128.60
48	5	3382	U	C6-N1-C1'	-6.07	112.70	121.20
2	B	232	ARG	NE-CZ-NH2	-6.07	117.27	120.30
15	O	117[A]	ARG	CG-CD-NE	-6.07	99.06	111.80
15	O	117[B]	ARG	CG-CD-NE	-6.07	99.06	111.80
48	5	555	U	N3-C4-O4	6.07	123.65	119.40
48	5	811	U	C4-C5-C6	6.07	123.34	119.70
48	5	927	C	N3-C4-C5	6.07	124.33	121.90
48	5	1518	U	N3-C2-O2	-6.07	117.95	122.20
48	5	3272	C	C6-N1-C2	6.06	122.72	120.30
48	5	1124	U	N3-C4-C5	6.06	118.24	114.60
48	5	2646	C	N1-C2-O2	-6.06	115.26	118.90
48	5	341	G	N1-C2-N2	6.06	121.65	116.20
48	5	1910	A	C5-C6-N1	6.06	120.73	117.70
48	5	1582	C	C6-N1-C2	-6.06	117.88	120.30
48	5	1222	G	P-O3'-C3'	6.05	126.97	119.70
49	7	46	A	C8-N9-C4	-6.05	103.38	105.80
48	5	283	G	C4-C5-N7	6.05	113.22	110.80
48	5	370	U	N1-C2-N3	6.05	118.53	114.90
48	5	341	G	N1-C6-O6	6.05	123.53	119.90
48	5	595	G	N1-C6-O6	-6.05	116.27	119.90
48	5	1192	C	C2-N3-C4	-6.05	116.87	119.90
48	5	1301	A	N9-C4-C5	-6.05	103.38	105.80
48	5	2908	G	C5-C6-N1	-6.05	108.47	111.50
48	5	933	A	C6-N1-C2	-6.05	114.97	118.60
48	5	1110	U	N3-C4-O4	-6.05	115.17	119.40
48	5	2928	C	C6-N1-C2	-6.05	117.88	120.30
48	5	2724	U	C5-C4-O4	6.05	129.53	125.90
48	5	516	A	N1-C6-N6	6.04	122.23	118.60
48	5	920	A	N7-C8-N9	-6.04	110.78	113.80
48	5	1858	A	C4-C5-C6	6.04	120.02	117.00
48	5	125	C	N3-C4-N4	-6.04	113.77	118.00
48	5	424	G	N1-C6-O6	-6.04	116.27	119.90
48	5	795	G	C2-N3-C4	6.04	114.92	111.90

Continued on next page...

Continued from previous page...

Mol	Chain	Res	Type	Atoms	Z	Observed(°)	Ideal(°)
48	5	2371	G	C8-N9-C4	6.04	108.82	106.40
48	5	2396	G	C8-N9-C4	-6.04	103.98	106.40
48	5	2370	G	C5-C6-N1	6.04	114.52	111.50
48	5	2399	A	C8-N9-C4	6.04	108.22	105.80
48	5	2749	G	N1-C2-N3	-6.04	120.28	123.90
48	5	2911	A	N1-C2-N3	-6.04	126.28	129.30
48	5	1136	A	N1-C2-N3	-6.04	126.28	129.30
48	5	1929	G	N9-C4-C5	-6.04	102.98	105.40
48	5	2603	G	C5-N7-C8	-6.04	101.28	104.30
48	5	3110	C	C2-N3-C4	-6.04	116.88	119.90
48	5	3245	A	N9-C4-C5	-6.04	103.38	105.80
48	5	35	A	C2-N3-C4	-6.04	107.58	110.60
48	5	1000	C	C6-N1-C2	-6.04	117.88	120.30
48	5	2730	G	C5-N7-C8	-6.04	101.28	104.30
48	5	1184	A	C2-N3-C4	-6.04	107.58	110.60
48	5	2395	G	C4-C5-N7	-6.04	108.39	110.80
48	5	1378	U	C6-N1-C2	6.04	124.62	121.00
48	5	2353	G	C6-C5-N7	-6.03	126.78	130.40
48	5	1438	U	N3-C2-O2	-6.03	117.98	122.20
48	5	2392	C	N3-C4-C5	6.03	124.31	121.90
48	5	1340	G	N7-C8-N9	-6.03	110.08	113.10
48	5	1678	G	C5-C6-N1	6.03	114.52	111.50
48	5	3382	U	N3-C2-O2	-6.03	117.98	122.20
48	5	594	U	C5-C6-N1	6.03	125.71	122.70
48	5	3182	G	C5-C6-O6	6.03	132.22	128.60
48	5	3343	G	N1-C2-N2	-6.03	110.78	116.20
48	5	1869	C	C2-N3-C4	-6.03	116.89	119.90
48	5	971	G	N1-C2-N3	-6.02	120.29	123.90
48	5	1897	G	C5-C6-N1	6.02	114.51	111.50
48	5	708	G	C8-N9-C4	-6.02	103.99	106.40
48	5	2830	G	N3-C2-N2	-6.02	115.69	119.90
48	5	673	U	C2-N3-C4	-6.02	123.39	127.00
48	5	813	G	N9-C4-C5	6.02	107.81	105.40
48	5	1371	G	C6-N1-C2	-6.02	121.49	125.10
48	5	1469	C	C4-C5-C6	6.02	120.41	117.40
50	8	14	C	C2-N3-C4	-6.02	116.89	119.90
48	5	226	C	C5-C4-N4	-6.02	115.99	120.20
48	5	641	C	C5-C4-N4	6.02	124.41	120.20
48	5	679	U	C5-C4-O4	6.02	129.51	125.90
48	5	1147	G	C6-C5-N7	6.02	134.01	130.40
48	5	2359	C	C5-C6-N1	-6.02	117.99	121.00
48	5	2361	A	C5-N7-C8	6.02	106.91	103.90

Continued on next page...

Continued from previous page...

Mol	Chain	Res	Type	Atoms	Z	Observed(°)	Ideal(°)
48	5	3140	G	C5-N7-C8	-6.02	101.29	104.30
50	8	42	G	N7-C8-N9	-6.02	110.09	113.10
48	5	1206	G	N3-C4-C5	-6.02	125.59	128.60
48	5	2910	A	N1-C6-N6	-6.02	114.99	118.60
48	5	883	A	N7-C8-N9	-6.01	110.79	113.80
48	5	1165	A	C8-N9-C4	6.01	108.21	105.80
48	5	2837	A	N7-C8-N9	-6.01	110.79	113.80
13	M	106	ARG	NE-CZ-NH2	-6.01	117.29	120.30
48	5	1128	U	C5-C6-N1	-6.01	119.69	122.70
48	5	976	U	N3-C2-O2	-6.01	117.99	122.20
48	5	1175	C	N3-C4-C5	6.01	124.30	121.90
48	5	1548	C	N1-C2-O2	-6.01	115.29	118.90
48	5	619	A	N1-C6-N6	-6.01	114.99	118.60
48	5	2799	A	C2-N3-C4	-6.01	107.60	110.60
48	5	1808	G	C8-N9-C4	6.01	108.80	106.40
48	5	2108	C	N3-C4-N4	-6.01	113.80	118.00
50	8	63	G	N1-C6-O6	-6.00	116.30	119.90
48	5	987	U	N3-C2-O2	-6.00	118.00	122.20
48	5	1725	C	C5-C4-N4	6.00	124.40	120.20
48	5	351	A	N1-C6-N6	6.00	122.20	118.60
48	5	416	A	N9-C4-C5	6.00	108.20	105.80
48	5	2887	A	C6-N1-C2	6.00	122.20	118.60
48	5	520	U	N1-C2-N3	6.00	118.50	114.90
9	I	83	ASP	CB-CG-OD1	-6.00	112.90	118.30
48	5	847	A	N7-C8-N9	-6.00	110.80	113.80
48	5	2851	A	N7-C8-N9	-6.00	110.80	113.80
48	5	3112	G	N1-C6-O6	6.00	123.50	119.90
48	5	2318	U	N3-C4-O4	-6.00	115.20	119.40
48	5	2358	A	C8-N9-C4	6.00	108.20	105.80
48	5	2365	C	C5-C6-N1	-6.00	118.00	121.00
13	M	135	LEU	CA-CB-CG	6.00	129.09	115.30
48	5	3369	G	C6-N1-C2	-6.00	121.50	125.10
48	5	1242	G	C4-N9-C1'	5.99	134.29	126.50
4	D	248	ARG	NE-CZ-NH1	5.99	123.30	120.30
48	5	517	G	N1-C2-N3	5.99	127.49	123.90
48	5	3003	G	C4-C5-C6	-5.99	115.20	118.80
48	5	3028	G	N3-C4-N9	5.99	129.59	126.00
48	5	3318	G	N1-C6-O6	-5.99	116.31	119.90
50	8	33	A	C8-N9-C4	5.99	108.20	105.80
48	5	2424	A	C5-C6-N6	-5.99	118.91	123.70
48	5	2687	G	C5-C6-N1	5.99	114.49	111.50
48	5	2844	C	N1-C2-O2	5.99	122.49	118.90

Continued on next page...

Continued from previous page...

Mol	Chain	Res	Type	Atoms	Z	Observed(°)	Ideal(°)
48	5	892	U	C2-N3-C4	-5.99	123.41	127.00
48	5	1168	U	N3-C4-O4	-5.99	115.21	119.40
48	5	1739	U	C5-C4-O4	5.99	129.49	125.90
48	5	3013	U	N3-C2-O2	-5.99	118.01	122.20
48	5	337	G	N1-C6-O6	-5.98	116.31	119.90
15	O	13[B]	ASP	C-N-CA	5.98	136.66	121.70
48	5	1181	U	C6-N1-C2	5.98	124.59	121.00
48	5	2116	G	C6-C5-N7	-5.98	126.81	130.40
48	5	2364	G	N3-C4-C5	-5.98	125.61	128.60
48	5	2416	U	N3-C2-O2	-5.98	118.01	122.20
48	5	2518	C	C2-N3-C4	-5.98	116.91	119.90
46	t	83	LYS	N-CA-CB	5.98	121.36	110.60
50	8	100	U	C5-C4-O4	-5.98	122.31	125.90
48	5	701	G	C4-C5-N7	-5.97	108.41	110.80
48	5	1042	U	N3-C2-O2	-5.97	118.02	122.20
48	5	2329	C	N3-C4-N4	-5.97	113.82	118.00
48	5	2526	C	N1-C2-O2	5.97	122.48	118.90
48	5	2692	A	C5-C6-N6	5.97	128.48	123.70
48	5	3075	G	C4-C5-N7	-5.97	108.41	110.80
9	I	57	LEU	CA-CB-CG	5.97	129.04	115.30
48	5	655	C	C6-N1-C2	-5.97	117.91	120.30
48	5	2250	G	N1-C6-O6	-5.97	116.32	119.90
48	5	1047	A	C5-C6-N1	5.97	120.69	117.70
48	5	993	G	C8-N9-C4	-5.97	104.01	106.40
48	5	2166	A	N1-C6-N6	5.97	122.18	118.60
48	5	2952	G	C6-N1-C2	-5.97	121.52	125.10
48	5	3343	G	N3-C2-N2	5.97	124.08	119.90
48	5	1171	G	N7-C8-N9	5.97	116.08	113.10
48	5	2405	C	N3-C2-O2	-5.97	117.72	121.90
48	5	3187	A	N7-C8-N9	-5.97	110.82	113.80
48	5	994	G	C8-N9-C4	5.97	108.79	106.40
46	t	546	GLN	CB-CA-C	-5.96	98.47	110.40
48	5	2346	C	N1-C2-O2	-5.96	115.32	118.90
48	5	2411	U	N3-C4-C5	5.96	118.18	114.60
48	5	2792	A	C8-N9-C4	-5.96	103.42	105.80
48	5	2639	G	C6-C5-N7	-5.96	126.82	130.40
48	5	1866	C	N3-C2-O2	5.96	126.07	121.90
48	5	2552	C	C5-C4-N4	5.96	124.37	120.20
50	8	12	A	N7-C8-N9	5.96	116.78	113.80
17	Q	99	THR	N-CA-C	5.96	127.08	111.00
48	5	2145	A	C5-C6-N1	5.96	120.68	117.70
48	5	2410	U	N3-C4-C5	5.96	118.17	114.60

Continued on next page...

Continued from previous page...

Mol	Chain	Res	Type	Atoms	Z	Observed(°)	Ideal(°)
48	5	386	A	C5-C6-N6	-5.95	118.94	123.70
48	5	861	C	N1-C2-O2	-5.95	115.33	118.90
48	5	1772	U	C5-C4-O4	5.95	129.47	125.90
49	7	92	A	N9-C4-C5	-5.95	103.42	105.80
48	5	1481	A	N3-C4-C5	-5.95	122.63	126.80
48	5	1882	G	N9-C4-C5	5.95	107.78	105.40
48	5	2939	G	C5-N7-C8	5.95	107.28	104.30
46	t	509	LEU	N-CA-CB	5.95	122.30	110.40
48	5	1035	G	C4-N9-C1'	5.95	134.24	126.50
48	5	2911	A	C8-N9-C4	-5.95	103.42	105.80
48	5	591	G	N3-C4-N9	5.95	129.57	126.00
48	5	1305	U	N3-C4-O4	5.95	123.56	119.40
48	5	2730	G	N3-C4-C5	5.95	131.57	128.60
6	F	191	VAL	C-N-CA	-5.95	109.81	122.30
48	5	426	G	N7-C8-N9	-5.95	110.13	113.10
48	5	1117	G	C5-C6-O6	-5.95	125.03	128.60
48	5	1456	A	C8-N9-C4	5.95	108.18	105.80
48	5	2988	C	N1-C2-N3	5.95	123.36	119.20
48	5	2976	A	C8-N9-C4	5.94	108.18	105.80
49	7	96	U	C2-N1-C1'	5.94	124.83	117.70
48	5	416	A	C8-N9-C4	-5.94	103.42	105.80
48	5	873	C	P-O3'-C3'	5.94	126.83	119.70
48	5	2753	G	N7-C8-N9	5.94	116.07	113.10
48	5	3192	U	C2-N3-C4	-5.94	123.43	127.00
48	5	2758	A	N3-C4-C5	-5.94	122.64	126.80
48	5	2920	U	N1-C2-N3	5.94	118.47	114.90
48	5	965	A	N3-C4-C5	-5.94	122.64	126.80
48	5	1323	G	N9-C4-C5	5.94	107.78	105.40
48	5	2426	U	N3-C4-O4	-5.94	115.24	119.40
48	5	874	U	N3-C4-O4	-5.94	115.24	119.40
48	5	1838	G	N7-C8-N9	-5.94	110.13	113.10
48	5	2917	G	N1-C6-O6	5.94	123.46	119.90
48	5	2931	C	C2-N3-C4	-5.94	116.93	119.90
48	5	3148	U	N3-C4-C5	5.94	118.16	114.60
3	C	84	ARG	NE-CZ-NH2	-5.94	117.33	120.30
48	5	1369	A	N1-C6-N6	5.94	122.16	118.60
48	5	2617	U	N3-C4-C5	5.93	118.16	114.60
48	5	2744	U	C5-C6-N1	-5.93	119.73	122.70
48	5	2792	A	C2-N3-C4	5.93	113.57	110.60
48	5	3240	C	N3-C4-N4	-5.93	113.85	118.00
48	5	2114	C	N1-C2-N3	5.93	123.35	119.20
48	5	2409	G	N7-C8-N9	5.93	116.06	113.10

Continued on next page...

Continued from previous page...

Mol	Chain	Res	Type	Atoms	Z	Observed(°)	Ideal(°)
48	5	3222	U	N3-C2-O2	-5.93	118.05	122.20
46	t	305	PRO	N-CA-CB	5.93	110.42	103.30
48	5	283	G	N1-C6-O6	5.93	123.46	119.90
48	5	894	G	N3-C4-N9	5.93	129.56	126.00
48	5	1307	G	P-O3'-C3'	5.93	126.82	119.70
48	5	3112	G	C5-C6-O6	-5.93	125.04	128.60
48	5	83	U	C2-N1-C1'	5.93	124.81	117.70
48	5	3064	U	N3-C2-O2	-5.93	118.05	122.20
48	5	3341	U	C5-C6-N1	5.93	125.66	122.70
48	5	587	U	C5-C6-N1	-5.93	119.74	122.70
48	5	1311	G	N1-C2-N3	-5.93	120.34	123.90
48	5	2915	U	N3-C2-O2	-5.93	118.05	122.20
48	5	432	G	C2-N3-C4	-5.92	108.94	111.90
48	5	1086	C	N1-C2-O2	5.92	122.45	118.90
48	5	3326	G	N1-C6-O6	-5.92	116.35	119.90
48	5	1699	A	N1-C6-N6	5.92	122.15	118.60
48	5	2709	C	N3-C4-C5	5.92	124.27	121.90
48	5	3075	G	C5-C6-N1	-5.92	108.54	111.50
48	5	1122	U	N3-C2-O2	-5.92	118.06	122.20
48	5	3277	U	C6-N1-C2	-5.92	117.45	121.00
48	5	3351	U	N3-C2-O2	-5.92	118.06	122.20
48	5	2943	G	N1-C2-N2	-5.92	110.87	116.20
48	5	2130	G	N1-C2-N2	-5.92	110.88	116.20
48	5	3333	G	N9-C4-C5	-5.92	103.03	105.40
48	5	2184	U	N3-C2-O2	-5.92	118.06	122.20
48	5	3095	U	C2-N3-C4	-5.92	123.45	127.00
48	5	974	G	C8-N9-C1'	-5.91	119.31	127.00
48	5	1907	C	C5-C6-N1	5.91	123.96	121.00
48	5	2965	U	N1-C2-O2	-5.91	118.66	122.80
48	5	3373	U	C5-C6-N1	-5.91	119.74	122.70
48	5	3216	G	C4-C5-C6	5.91	122.35	118.80
2	B	114	VAL	CB-CA-C	-5.91	100.17	111.40
36	j	21	ARG	NE-CZ-NH2	-5.91	117.34	120.30
48	5	359	U	C6-N1-C2	5.91	124.55	121.00
48	5	2421	U	N1-C2-N3	5.91	118.45	114.90
48	5	2641	U	N1-C2-O2	-5.91	118.66	122.80
48	5	3075	G	C4-C5-C6	5.91	122.35	118.80
48	5	2961	G	N7-C8-N9	5.91	116.05	113.10
48	5	667	C	C2-N1-C1'	-5.91	112.30	118.80
48	5	201	A	C2-N3-C4	-5.91	107.65	110.60
48	5	419	G	C8-N9-C4	5.91	108.76	106.40
48	5	3055	U	N1-C2-O2	5.91	126.93	122.80

Continued on next page...

Continued from previous page...

Mol	Chain	Res	Type	Atoms	Z	Observed(°)	Ideal(°)
48	5	3226	A	N1-C2-N3	-5.91	126.35	129.30
48	5	3269	U	N3-C2-O2	-5.91	118.07	122.20
48	5	968	G	C8-N9-C4	5.90	108.76	106.40
48	5	2113	A	C8-N9-C4	5.90	108.16	105.80
48	5	2607	G	N1-C6-O6	-5.90	116.36	119.90
49	7	12	U	C5-C4-O4	-5.90	122.36	125.90
48	5	2366	C	C6-N1-C1'	-5.90	113.72	120.80
48	5	1317	A	N3-C4-N9	5.90	132.12	127.40
48	5	1512	U	C5-C6-N1	-5.90	119.75	122.70
48	5	2323	G	N1-C6-O6	-5.90	116.36	119.90
48	5	2370	G	N1-C2-N3	5.90	127.44	123.90
48	5	795	G	C5-N7-C8	5.90	107.25	104.30
48	5	1889	G	N3-C4-C5	-5.89	125.65	128.60
50	8	99	C	N3-C4-C5	5.89	124.26	121.90
48	5	432	G	C4-C5-N7	5.89	113.16	110.80
48	5	546	C	N3-C2-O2	-5.89	117.78	121.90
48	5	3298	C	C4-C5-C6	5.89	120.35	117.40
48	5	2167	A	N1-C6-N6	-5.89	115.07	118.60
48	5	2271	A	N1-C6-N6	-5.89	115.07	118.60
48	5	593	C	C2-N1-C1'	5.89	125.28	118.80
48	5	2188	A	N7-C8-N9	-5.89	110.86	113.80
49	7	25	G	C5-C6-O6	-5.89	125.07	128.60
48	5	2421	U	N1-C2-O2	-5.88	118.68	122.80
48	5	590	G	C5-C6-O6	-5.88	125.07	128.60
48	5	1178	G	C5-N7-C8	-5.88	101.36	104.30
48	5	1190	A	N1-C6-N6	-5.88	115.07	118.60
48	5	2314	U	C6-N1-C1'	-5.88	112.97	121.20
22	V	33	ASN	CB-CA-C	-5.88	98.64	110.40
48	5	968	G	C4-C5-N7	5.88	113.15	110.80
48	5	39	A	N3-C4-N9	5.88	132.10	127.40
48	5	1437	C	C2-N1-C1'	5.88	125.27	118.80
48	5	2118	C	N1-C2-O2	5.88	122.43	118.90
48	5	182	U	C5-C6-N1	5.88	125.64	122.70
48	5	3216	G	N1-C2-N3	5.88	127.42	123.90
48	5	1127	G	C5-C6-N1	5.87	114.44	111.50
48	5	1189	C	C6-N1-C2	5.87	122.65	120.30
48	5	1429	G	C2-N3-C4	-5.87	108.96	111.90
48	5	1495	U	C2-N1-C1'	5.87	124.75	117.70
48	5	2349	U	C4-C5-C6	-5.87	116.18	119.70
48	5	2747	A	N9-C4-C5	5.87	108.15	105.80
48	5	2917	G	N3-C4-C5	-5.87	125.66	128.60
48	5	3100	U	N1-C2-O2	5.87	126.91	122.80

Continued on next page...

Continued from previous page...

Mol	Chain	Res	Type	Atoms	Z	Observed(°)	Ideal(°)
48	5	3241	G	C4-C5-N7	5.87	113.15	110.80
48	5	2531	C	C6-N1-C1'	-5.87	113.75	120.80
48	5	404	G	N3-C2-N2	-5.87	115.79	119.90
48	5	2347	U	C2-N3-C4	-5.87	123.48	127.00
48	5	25	U	N1-C2-O2	-5.87	118.69	122.80
48	5	2849	C	C6-N1-C2	-5.87	117.95	120.30
50	8	24	G	N3-C2-N2	5.87	124.01	119.90
48	5	216	G	C5-C6-O6	-5.87	125.08	128.60
48	5	1415	U	C5-C6-N1	-5.87	119.77	122.70
48	5	524	U	N1-C2-O2	-5.87	118.69	122.80
48	5	1490	A	C2-N3-C4	-5.87	107.67	110.60
48	5	2320	A	N1-C6-N6	-5.87	115.08	118.60
48	5	3099	C	C4-C5-C6	5.87	120.33	117.40
12	L	46	ILE	CG1-CB-CG2	-5.86	98.50	111.40
48	5	1495	U	N3-C4-C5	-5.86	111.08	114.60
48	5	2516	U	C5-C4-O4	-5.86	122.38	125.90
48	5	2711	C	C4-C5-C6	5.86	120.33	117.40
48	5	3102	G	C5-C6-O6	5.86	132.12	128.60
48	5	3141	A	C4-C5-C6	5.86	119.93	117.00
48	5	3267	A	N1-C2-N3	5.86	132.23	129.30
48	5	874	U	C5-C6-N1	-5.86	119.77	122.70
48	5	2141	U	N3-C2-O2	-5.86	118.10	122.20
48	5	2549	G	C4-N9-C1'	5.86	134.12	126.50
46	t	53	LYS	N-CA-CB	5.86	121.15	110.60
48	5	1045	C	N1-C2-N3	5.86	123.30	119.20
48	5	345	G	C6-N1-C2	-5.86	121.59	125.10
48	5	1247	U	C5-C6-N1	5.86	125.63	122.70
48	5	2410	U	N3-C4-O4	-5.86	115.30	119.40
48	5	2617	U	C6-N1-C2	5.86	124.52	121.00
48	5	2846	U	C5-C6-N1	-5.86	119.77	122.70
14	N	172	ARG	NE-CZ-NH2	5.86	123.23	120.30
48	5	509	U	N1-C2-N3	5.86	118.41	114.90
48	5	1206	G	C4-C5-N7	-5.85	108.46	110.80
48	5	2426	U	N3-C2-O2	-5.85	118.10	122.20
48	5	3088	G	C5-N7-C8	-5.85	101.37	104.30
48	5	908	G	C8-N9-C1'	-5.85	119.39	127.00
48	5	1753	G	C2-N3-C4	5.85	114.83	111.90
48	5	2292	U	C2-N3-C4	-5.85	123.49	127.00
48	5	2992	U	N3-C2-O2	-5.85	118.10	122.20
48	5	3120	C	N3-C4-C5	-5.85	119.56	121.90
9	I	7	ARG	NE-CZ-NH1	-5.85	117.38	120.30
48	5	2381	G	C2-N3-C4	5.85	114.83	111.90

Continued on next page...

Continued from previous page...

Mol	Chain	Res	Type	Atoms	Z	Observed(°)	Ideal(°)
2	B	19	ARG	NE-CZ-NH2	-5.85	117.38	120.30
48	5	365	A	C5-C6-N6	-5.85	119.02	123.70
48	5	966	U	C2-N1-C1'	5.85	124.72	117.70
48	5	2361	A	N3-C4-N9	5.85	132.08	127.40
48	5	2843	U	C2-N1-C1'	5.85	124.72	117.70
48	5	3296	A	C8-N9-C4	5.85	108.14	105.80
48	5	1181	U	C2-N3-C4	-5.85	123.49	127.00
48	5	1586	G	N3-C4-C5	-5.85	125.68	128.60
48	5	3340	G	N1-C6-O6	-5.85	116.39	119.90
48	5	3395	G	N3-C4-C5	5.85	131.52	128.60
48	5	1892	G	N3-C2-N2	-5.85	115.81	119.90
48	5	3224	G	N1-C6-O6	-5.85	116.39	119.90
48	5	1043	C	C5-C6-N1	-5.84	118.08	121.00
48	5	2335	G	N1-C6-O6	-5.84	116.39	119.90
48	5	1494	U	N3-C2-O2	5.84	126.29	122.20
48	5	2148	U	N3-C2-O2	5.84	126.29	122.20
48	5	3019	U	N3-C4-C5	5.84	118.11	114.60
50	8	55	U	N3-C4-C5	-5.84	111.09	114.60
48	5	798	G	C5-C6-N1	5.84	114.42	111.50
48	5	1210	U	N3-C4-O4	-5.84	115.31	119.40
48	5	1485	G	N3-C4-C5	-5.84	125.68	128.60
48	5	2327	U	N3-C4-C5	5.84	118.10	114.60
48	5	2906	C	N3-C4-C5	-5.84	119.56	121.90
48	5	590	G	C5-N7-C8	-5.84	101.38	104.30
48	5	2346	C	C5-C4-N4	-5.84	116.11	120.20
48	5	272	G	C2-N3-C4	-5.83	108.98	111.90
48	5	741	U	C2-N3-C4	5.83	130.50	127.00
48	5	1917	C	C2-N3-C4	-5.83	116.98	119.90
48	5	2147	A	C5-C6-N6	-5.83	119.03	123.70
48	5	2412	G	N9-C4-C5	5.83	107.73	105.40
50	8	28	C	C4-C5-C6	-5.83	114.48	117.40
46	t	240	PRO	N-CA-CB	5.83	110.30	103.30
48	5	1133	A	N1-C2-N3	-5.83	126.39	129.30
48	5	96	G	N1-C2-N3	5.83	127.40	123.90
48	5	911	C	C2-N3-C4	-5.83	116.99	119.90
48	5	2770	G	C2-N3-C4	5.83	114.81	111.90
48	5	2305	G	N1-C2-N2	-5.83	110.96	116.20
48	5	689	U	N3-C4-O4	-5.82	115.32	119.40
48	5	795	G	N1-C2-N3	-5.82	120.41	123.90
48	5	1193	A	C2-N3-C4	-5.82	107.69	110.60
48	5	2148	U	C5-C4-O4	-5.82	122.41	125.90
48	5	706	A	N1-C2-N3	-5.82	126.39	129.30

Continued on next page...

Continued from previous page...

Mol	Chain	Res	Type	Atoms	Z	Observed(°)	Ideal(°)
48	5	216	G	C4-C5-N7	5.82	113.13	110.80
48	5	1297	C	C5-C4-N4	-5.82	116.13	120.20
48	5	1136	A	C2-N3-C4	5.82	113.51	110.60
48	5	613	G	N1-C6-O6	-5.82	116.41	119.90
48	5	1939	G	N1-C2-N2	-5.82	110.97	116.20
48	5	2584	G	C4-C5-N7	5.82	113.13	110.80
48	5	2804	A	C8-N9-C4	5.82	108.13	105.80
48	5	3215	A	C8-N9-C4	5.82	108.13	105.80
48	5	1512	U	C4-C5-C6	5.82	123.19	119.70
9	I	21	ARG	NE-CZ-NH1	5.81	123.21	120.30
48	5	815	G	N9-C4-C5	5.81	107.73	105.40
48	5	979	U	N1-C2-O2	5.81	126.87	122.80
48	5	2510	U	C2-N1-C1'	-5.81	110.73	117.70
48	5	3212	C	C5-C6-N1	-5.81	118.09	121.00
48	5	2248	C	C5-C6-N1	-5.81	118.09	121.00
49	7	47	C	C2-N3-C4	-5.81	117.00	119.90
48	5	2338	C	N3-C4-C5	-5.81	119.58	121.90
48	5	2817	A	C2-N3-C4	5.81	113.50	110.60
48	5	3131	U	C5-C4-O4	-5.81	122.42	125.90
48	5	1438	U	C6-N1-C2	-5.81	117.52	121.00
48	5	3152	U	C6-N1-C2	5.81	124.48	121.00
48	5	665	A	N9-C4-C5	-5.80	103.48	105.80
48	5	916	G	N3-C4-N9	-5.80	122.52	126.00
46	t	170	LEU	CB-CA-C	-5.80	99.18	110.20
48	5	376	G	N1-C6-O6	-5.80	116.42	119.90
48	5	427	C	C2-N3-C4	-5.80	117.00	119.90
48	5	2207	A	N7-C8-N9	5.80	116.70	113.80
48	5	2838	A	C6-N1-C2	-5.80	115.12	118.60
48	5	2893	C	C4-C5-C6	5.80	120.30	117.40
49	7	5	G	C8-N9-C4	5.80	108.72	106.40
50	8	17	A	C5-C6-N6	-5.80	119.06	123.70
48	5	1607	U	C2-N3-C4	-5.80	123.52	127.00
48	5	1834	U	C6-N1-C2	5.80	124.48	121.00
48	5	3298	C	C2-N3-C4	-5.80	117.00	119.90
12	L	76	THR	N-CA-CB	5.79	121.31	110.30
48	5	2335	G	N9-C4-C5	5.79	107.72	105.40
48	5	3130	A	C6-N1-C2	-5.79	115.12	118.60
50	8	104	A	N1-C6-N6	5.79	122.08	118.60
48	5	332	C	C5-C6-N1	-5.79	118.10	121.00
48	5	289	A	C5-C6-N1	5.79	120.60	117.70
48	5	2549	G	N1-C6-O6	5.79	123.38	119.90
48	5	3197	G	N3-C4-N9	-5.79	122.53	126.00

Continued on next page...

Continued from previous page...

Mol	Chain	Res	Type	Atoms	Z	Observed(°)	Ideal(°)
48	5	153	U	C5-C4-O4	5.79	129.37	125.90
48	5	3388	C	N3-C2-O2	-5.79	117.85	121.90
48	5	1116	G	C5-C6-O6	5.79	132.07	128.60
48	5	3218	A	N7-C8-N9	5.79	116.69	113.80
50	8	7	U	C5-C6-N1	-5.79	119.81	122.70
50	8	23	U	C4-C5-C6	5.79	123.17	119.70
48	5	1116	G	N3-C4-C5	-5.79	125.71	128.60
48	5	1669	C	C6-N1-C2	5.79	122.61	120.30
48	5	3000	A	C5-C6-N6	-5.79	119.07	123.70
48	5	798	G	C5-C6-O6	-5.79	125.13	128.60
48	5	3301	U	C6-N1-C2	5.79	124.47	121.00
48	5	159	A	C8-N9-C4	5.78	108.11	105.80
48	5	363	G	N9-C4-C5	5.78	107.71	105.40
48	5	1159	A	N3-C4-C5	5.78	130.85	126.80
48	5	1322	U	N3-C4-C5	5.78	118.07	114.60
48	5	1607	U	P-O3'-C3'	5.78	126.64	119.70
48	5	1902	G	C5-C6-N1	5.78	114.39	111.50
48	5	2643	A	N1-C2-N3	-5.78	126.41	129.30
48	5	2692	A	C5-N7-C8	5.78	106.79	103.90
48	5	2745	G	C5-C6-O6	-5.78	125.13	128.60
48	5	3285	C	C2-N1-C1'	5.78	125.16	118.80
48	5	1524	A	N1-C2-N3	5.78	132.19	129.30
48	5	2866	U	C2-N3-C4	-5.78	123.53	127.00
19	S	155	ARG	CG-CD-NE	5.78	123.93	111.80
48	5	994	G	C6-N1-C2	-5.78	121.63	125.10
48	5	1129	A	C2-N3-C4	5.78	113.49	110.60
48	5	1911	A	C2-N3-C4	-5.78	107.71	110.60
48	5	2129	U	N3-C4-C5	5.78	118.07	114.60
49	7	80	G	N3-C4-N9	5.78	129.47	126.00
50	8	16	G	N1-C2-N3	5.78	127.37	123.90
2	B	266	ARG	NE-CZ-NH1	5.78	123.19	120.30
48	5	1477	A	N1-C2-N3	5.78	132.19	129.30
48	5	2337	C	C2-N3-C4	-5.78	117.01	119.90
48	5	2846	U	C2-N3-C4	-5.78	123.53	127.00
48	5	666	A	C2-N3-C4	-5.77	107.71	110.60
48	5	2305	G	C6-C5-N7	-5.77	126.94	130.40
48	5	3259	U	C5-C6-N1	5.77	125.59	122.70
48	5	523	A	C5-C6-N6	5.77	128.32	123.70
48	5	1126	G	C2-N3-C4	-5.77	109.01	111.90
48	5	1128	U	N1-C2-N3	5.77	118.36	114.90
48	5	24	G	C5-C6-O6	-5.77	125.14	128.60
48	5	1369	A	N9-C4-C5	-5.77	103.49	105.80

Continued on next page...

Continued from previous page...

Mol	Chain	Res	Type	Atoms	Z	Observed(°)	Ideal(°)
49	7	106	U	C5-C6-N1	-5.77	119.81	122.70
38	1	45	ARG	NE-CZ-NH2	-5.77	117.42	120.30
48	5	680	G	N3-C2-N2	5.77	123.94	119.90
48	5	3076	C	N3-C2-O2	-5.77	117.86	121.90
48	5	2108	C	N3-C4-C5	5.77	124.21	121.90
48	5	3316	A	N1-C6-N6	5.77	122.06	118.60
48	5	1445	U	C2-N3-C4	-5.76	123.54	127.00
50	8	20	U	C5-C6-N1	-5.76	119.82	122.70
48	5	1206	G	C2-N3-C4	5.76	114.78	111.90
48	5	1443	G	C5-C6-N1	-5.76	108.62	111.50
15	O	197[B]	PHE	O-C-N	5.76	133.00	123.20
48	5	591	G	C8-N9-C4	5.76	108.70	106.40
48	5	3113	A	C5-C6-N1	5.76	120.58	117.70
48	5	365	A	N1-C6-N6	5.76	122.06	118.60
48	5	1158	A	C4-C5-N7	5.76	113.58	110.70
48	5	1364	C	C5-C6-N1	-5.76	118.12	121.00
48	5	1832	C	C6-N1-C2	5.76	122.60	120.30
48	5	39	A	C5-N7-C8	5.76	106.78	103.90
48	5	2920	U	C4-C5-C6	5.76	123.16	119.70
48	5	880	G	C2-N3-C4	5.76	114.78	111.90
48	5	2835	U	N1-C2-N3	5.76	118.35	114.90
48	5	2971	A	C2-N3-C4	5.76	113.48	110.60
48	5	3375	A	N1-C2-N3	-5.75	126.42	129.30
48	5	2306	C	C2-N1-C1'	5.75	125.13	118.80
48	5	2920	U	N1-C2-O2	-5.75	118.77	122.80
48	5	326	U	C4-C5-C6	-5.75	116.25	119.70
48	5	1242	G	N3-C4-N9	5.75	129.45	126.00
48	5	1931	U	C6-N1-C1'	5.75	129.25	121.20
48	5	1045	C	N1-C2-O2	-5.75	115.45	118.90
48	5	2899	C	C5-C6-N1	-5.75	118.13	121.00
48	5	3212	C	N1-C2-O2	-5.75	115.45	118.90
48	5	666	A	C8-N9-C4	5.75	108.10	105.80
48	5	706	A	C5-C6-N6	-5.75	119.10	123.70
46	t	171	GLN	CB-CA-C	-5.75	98.91	110.40
48	5	2142	A	N3-C4-N9	5.75	132.00	127.40
48	5	88	A	C5-C6-N1	-5.74	114.83	117.70
48	5	1116	G	C4-C5-C6	5.74	122.25	118.80
48	5	2658	G	N7-C8-N9	-5.74	110.23	113.10
48	5	3241	G	C5-C6-O6	-5.74	125.15	128.60
48	5	1060	U	C2-N3-C4	-5.74	123.56	127.00
48	5	1314	C	N3-C4-C5	5.74	124.20	121.90
48	5	1724	U	C2-N1-C1'	5.74	124.59	117.70

Continued on next page...

Continued from previous page...

Mol	Chain	Res	Type	Atoms	Z	Observed(°)	Ideal(°)
48	5	2706	G	C2-N3-C4	5.74	114.77	111.90
48	5	801	A	C6-N1-C2	5.74	122.04	118.60
2	B	21	ARG	NE-CZ-NH2	-5.74	117.43	120.30
48	5	920	A	C8-N9-C4	5.74	108.09	105.80
48	5	3047	U	C2-N3-C4	-5.74	123.56	127.00
48	5	1371	G	N7-C8-N9	-5.73	110.23	113.10
48	5	35	A	C8-N9-C4	5.73	108.09	105.80
48	5	1466	G	N3-C4-N9	-5.73	122.56	126.00
48	5	1904	C	N1-C2-O2	5.73	122.34	118.90
48	5	1163	A	C5-C6-N1	5.73	120.57	117.70
48	5	1371	G	C5-N7-C8	5.73	107.17	104.30
48	5	2742	C	N3-C4-C5	5.73	124.19	121.90
48	5	1113	G	N7-C8-N9	-5.73	110.23	113.10
48	5	1159	A	N9-C4-C5	-5.73	103.51	105.80
48	5	2827	U	N3-C2-O2	-5.73	118.19	122.20
48	5	819	U	N3-C4-O4	5.72	123.41	119.40
48	5	998	A	N1-C2-N3	5.72	132.16	129.30
48	5	2329	C	C5-C4-N4	5.72	124.21	120.20
9	I	139	ARG	NE-CZ-NH1	5.72	123.16	120.30
17	Q	50	LYS	CD-CE-NZ	5.72	124.86	111.70
48	5	518	G	C8-N9-C4	5.72	108.69	106.40
48	5	2342	U	N3-C2-O2	-5.72	118.19	122.20
48	5	2584	G	C5-C6-O6	-5.72	125.17	128.60
50	8	95	G	C4-N9-C1'	-5.72	119.06	126.50
15	O	163[B]	ARG	NE-CZ-NH2	-5.72	117.44	120.30
48	5	1888	U	N1-C2-N3	5.72	118.33	114.90
48	5	760	G	C5-C6-O6	-5.72	125.17	128.60
48	5	769	G	N7-C8-N9	-5.72	110.24	113.10
48	5	1208	U	N1-C2-N3	5.72	118.33	114.90
48	5	1840	U	N1-C2-O2	5.72	126.80	122.80
48	5	2293	C	N1-C2-O2	5.72	122.33	118.90
48	5	2320	A	N3-C4-N9	-5.72	122.82	127.40
48	5	224	C	N3-C2-O2	-5.72	117.90	121.90
48	5	276	U	C4-C5-C6	5.72	123.13	119.70
48	5	670	C	C2-N3-C4	-5.72	117.04	119.90
48	5	1846	C	N3-C2-O2	-5.72	117.90	121.90
48	5	2748	A	C5-C6-N6	-5.72	119.13	123.70
48	5	1159	A	C6-N1-C2	5.72	122.03	118.60
48	5	1832	C	C5-C4-N4	-5.72	116.20	120.20
48	5	1035	G	C8-N9-C1'	-5.71	119.57	127.00
48	5	971	G	N9-C4-C5	5.71	107.68	105.40
48	5	3339	A	C5-C6-N6	-5.71	119.13	123.70

Continued on next page...

Continued from previous page...

Mol	Chain	Res	Type	Atoms	Z	Observed(°)	Ideal(°)
48	5	2552	C	N3-C4-N4	-5.71	114.00	118.00
48	5	2619	G	C5-C6-N1	5.71	114.35	111.50
48	5	1429	G	C6-C5-N7	-5.71	126.98	130.40
48	5	1553	U	N3-C2-O2	5.71	126.19	122.20
48	5	2730	G	N3-C2-N2	-5.71	115.91	119.90
48	5	2736	A	C5-C6-N6	5.71	128.26	123.70
48	5	1856	C	C6-N1-C2	-5.71	118.02	120.30
50	8	26	U	C2-N1-C1'	5.71	124.55	117.70
16	P	24	VAL	CB-CA-C	-5.70	100.56	111.40
48	5	526	C	C5-C4-N4	-5.70	116.21	120.20
48	5	1849	C	N3-C2-O2	-5.70	117.91	121.90
48	5	2400	G	N1-C6-O6	5.70	123.32	119.90
48	5	382	U	N1-C2-N3	5.70	118.32	114.90
15	O	23[B]	ILE	C-N-CA	-5.70	107.45	121.70
48	5	2400	G	C4-C5-N7	5.70	113.08	110.80
48	5	2836	C	C5-C4-N4	5.70	124.19	120.20
48	5	413	U	N1-C2-N3	5.70	118.32	114.90
48	5	563	U	N3-C2-O2	-5.70	118.21	122.20
48	5	873	C	C4-C5-C6	5.70	120.25	117.40
46	t	59	LEU	N-CA-CB	5.70	121.79	110.40
48	5	672	A	N1-C6-N6	5.70	122.02	118.60
48	5	1512	U	C2-N3-C4	-5.70	123.58	127.00
48	5	2904	U	C2-N3-C4	-5.70	123.58	127.00
48	5	53	G	N3-C2-N2	5.69	123.89	119.90
48	5	270	U	N3-C2-O2	-5.69	118.21	122.20
48	5	1639	C	C6-N1-C2	-5.69	118.02	120.30
48	5	2192	C	C4-C5-C6	5.69	120.25	117.40
48	5	2422	C	N3-C2-O2	-5.69	117.92	121.90
48	5	2848	G	C4-C5-C6	5.69	122.22	118.80
17	Q	127	LEU	CA-CB-CG	5.69	128.39	115.30
48	5	334	A	C2-N3-C4	5.69	113.45	110.60
48	5	2188	A	N1-C2-N3	5.69	132.15	129.30
48	5	2665	U	C2-N3-C4	5.69	130.42	127.00
50	8	109	A	C8-N9-C4	-5.69	103.52	105.80
48	5	1589	A	C5-C6-N1	5.69	120.55	117.70
49	7	38	U	C2-N1-C1'	5.69	124.53	117.70
48	5	248	U	C2-N1-C1'	5.69	124.53	117.70
48	5	582	G	N1-C6-O6	-5.69	116.49	119.90
48	5	916	G	N9-C4-C5	5.69	107.68	105.40
48	5	2978	U	N1-C2-N3	5.69	118.31	114.90
8	H	151	VAL	CB-CA-C	-5.69	100.59	111.40
48	5	411	U	N1-C2-N3	5.69	118.31	114.90

Continued on next page...

Continued from previous page...

Mol	Chain	Res	Type	Atoms	Z	Observed(°)	Ideal(°)
48	5	2123	G	C5-C6-N1	5.69	114.34	111.50
48	5	2320	A	N9-C4-C5	5.69	108.08	105.80
48	5	2832	C	C6-N1-C2	5.69	122.58	120.30
48	5	2979	U	N3-C2-O2	5.69	126.18	122.20
48	5	884	A	N1-C6-N6	-5.69	115.19	118.60
48	5	1285	G	N7-C8-N9	-5.69	110.26	113.10
48	5	3365	U	C6-N1-C2	-5.69	117.59	121.00
48	5	1914	G	N1-C6-O6	-5.68	116.49	119.90
50	8	95	G	C8-N9-C1'	5.68	134.39	127.00
48	5	65	A	P-O3'-C3'	5.68	126.52	119.70
48	5	2197	C	C2-N1-C1'	-5.68	112.55	118.80
48	5	3313	U	N3-C4-O4	-5.68	115.42	119.40
48	5	369	A	N1-C6-N6	-5.68	115.19	118.60
48	5	3088	G	N7-C8-N9	5.68	115.94	113.10
48	5	1044	U	C2-N3-C4	-5.68	123.59	127.00
48	5	1143	A	C5-N7-C8	-5.68	101.06	103.90
48	5	1210	U	N1-C2-O2	5.68	126.78	122.80
48	5	1525	G	C8-N9-C1'	-5.68	119.62	127.00
48	5	1844	C	N1-C2-N3	5.68	123.18	119.20
48	5	2774	C	N1-C2-O2	-5.68	115.49	118.90
48	5	79	U	C5-C4-O4	-5.68	122.49	125.90
48	5	925	A	N1-C6-N6	5.68	122.01	118.60
48	5	2330	C	C4-C5-C6	5.68	120.24	117.40
46	t	21	GLN	CB-CA-C	-5.67	99.05	110.40
48	5	666	A	N7-C8-N9	-5.67	110.96	113.80
48	5	953	G	N3-C4-N9	-5.67	122.60	126.00
3	C	136	LEU	CA-CB-CG	5.67	128.35	115.30
48	5	280	U	N3-C4-C5	5.67	118.00	114.60
48	5	355	A	N1-C6-N6	5.67	122.00	118.60
48	5	1159	A	C5-N7-C8	-5.67	101.06	103.90
48	5	1451	C	C2-N3-C4	-5.67	117.06	119.90
48	5	1485	G	C4-C5-N7	-5.67	108.53	110.80
48	5	1726	C	C5-C6-N1	-5.67	118.17	121.00
48	5	842	G	N1-C6-O6	5.67	123.30	119.90
48	5	905	U	N3-C4-O4	5.67	123.37	119.40
48	5	2892	A	N1-C6-N6	-5.67	115.20	118.60
48	5	3200	G	N3-C2-N2	-5.67	115.93	119.90
48	5	3290	G	N7-C8-N9	5.67	115.93	113.10
48	5	1744	G	C5-C6-N1	5.67	114.33	111.50
48	5	2988	C	N3-C4-C5	-5.67	119.63	121.90
48	5	3200	G	C5-C6-O6	-5.67	125.20	128.60
48	5	948	C	N3-C4-N4	5.66	121.96	118.00

Continued on next page...

Continued from previous page...

Mol	Chain	Res	Type	Atoms	Z	Observed(°)	Ideal(°)
48	5	958	C	N3-C4-C5	5.66	124.17	121.90
48	5	1370	G	N3-C4-N9	5.66	129.40	126.00
48	5	1405	U	C2-N3-C4	-5.66	123.60	127.00
48	5	2293	C	C2-N1-C1'	5.66	125.03	118.80
48	5	1300	G	C6-C5-N7	-5.66	127.00	130.40
48	5	1331	U	C5-C4-O4	-5.66	122.50	125.90
48	5	824	C	N3-C4-C5	-5.66	119.64	121.90
49	7	8	G	C8-N9-C4	-5.66	104.14	106.40
50	8	34	U	C5-C6-N1	-5.66	119.87	122.70
48	5	1652	G	C4-C5-N7	-5.65	108.54	110.80
48	5	1192	C	C5-C6-N1	-5.65	118.17	121.00
48	5	2865	U	N1-C2-O2	5.65	126.76	122.80
50	8	113	U	C6-N1-C1'	-5.65	113.29	121.20
46	t	51	HIS	N-CA-CB	5.65	120.77	110.60
48	5	2434	U	C2-N3-C4	-5.65	123.61	127.00
48	5	2816	G	C4-N9-C1'	-5.65	119.15	126.50
48	5	359	U	C5-C6-N1	-5.65	119.88	122.70
48	5	114	A	N1-C6-N6	5.65	121.99	118.60
48	5	2277	C	N1-C2-O2	5.65	122.29	118.90
50	8	37	A	N1-C6-N6	-5.65	115.21	118.60
46	t	20	LEU	N-CA-CB	5.64	121.69	110.40
48	5	201	A	C5-C6-N1	-5.64	114.88	117.70
48	5	2239	G	N3-C2-N2	5.64	123.85	119.90
48	5	3006	A	N9-C4-C5	5.64	108.06	105.80
48	5	3123	A	N9-C4-C5	-5.64	103.54	105.80
48	5	2744	U	C5-C4-O4	5.64	129.29	125.90
50	8	100	U	C2-N1-C1'	5.64	124.47	117.70
48	5	1403	C	C2-N3-C4	-5.64	117.08	119.90
48	5	1909	A	C4-C5-C6	-5.64	114.18	117.00
48	5	217	U	C2-N3-C4	-5.64	123.62	127.00
48	5	796	U	N1-C2-O2	5.64	126.75	122.80
48	5	2341	A	C5-N7-C8	5.64	106.72	103.90
48	5	3285	C	N1-C2-O2	5.64	122.28	118.90
48	5	2249	G	C8-N9-C4	-5.64	104.14	106.40
48	5	2343	C	C5-C4-N4	-5.64	116.25	120.20
48	5	2979	U	C5-C6-N1	-5.64	119.88	122.70
48	5	574	U	C5-C4-O4	-5.64	122.52	125.90
48	5	1206	G	C5-C6-O6	5.64	131.98	128.60
49	7	103	A	C5-C6-N6	-5.64	119.19	123.70
48	5	234	G	N1-C6-O6	5.63	123.28	119.90
48	5	2180	G	N3-C2-N2	5.63	123.84	119.90
48	5	946	U	N1-C2-O2	5.63	126.74	122.80

Continued on next page...

Continued from previous page...

Mol	Chain	Res	Type	Atoms	Z	Observed(°)	Ideal(°)
48	5	1183	C	N3-C4-C5	5.63	124.15	121.90
48	5	1284	C	C5-C6-N1	5.63	123.82	121.00
48	5	1458	U	N3-C4-C5	5.63	117.98	114.60
50	8	106	C	N3-C4-C5	5.63	124.15	121.90
48	5	98	G	C8-N9-C4	5.63	108.65	106.40
48	5	2237	C	N3-C2-O2	-5.63	117.96	121.90
6	F	229	PHE	CB-CG-CD1	5.63	124.74	120.80
27	a	46	ASP	N-CA-C	-5.63	95.81	111.00
48	5	634	C	C2-N3-C4	-5.63	117.09	119.90
48	5	2974	U	C5-C4-O4	5.63	129.28	125.90
48	5	935	U	C2-N3-C4	-5.62	123.62	127.00
48	5	1127	G	N9-C4-C5	-5.62	103.15	105.40
48	5	1603	A	N9-C4-C5	5.62	108.05	105.80
48	5	1883	A	C8-N9-C4	-5.62	103.55	105.80
48	5	2326	A	C2-N3-C4	5.62	113.41	110.60
48	5	2361	A	C5-C6-N1	5.62	120.51	117.70
48	5	2363	A	N7-C8-N9	5.62	116.61	113.80
48	5	367	A	N3-C4-C5	5.62	130.74	126.80
48	5	1448	U	C4-C5-C6	5.62	123.07	119.70
48	5	1773	C	C5-C6-N1	-5.62	118.19	121.00
48	5	282	G	C2'-C3'-O3'	5.62	122.69	113.70
48	5	363	G	C4-C5-N7	-5.62	108.55	110.80
48	5	367	A	C5-C6-N6	5.62	128.20	123.70
48	5	728	G	N7-C8-N9	-5.62	110.29	113.10
48	5	950	G	N9-C4-C5	-5.62	103.15	105.40
48	5	1444	G	C8-N9-C4	5.62	108.65	106.40
48	5	2630	C	N1-C2-O2	-5.62	115.53	118.90
48	5	2999	U	C5-C6-N1	-5.62	119.89	122.70
48	5	3197	G	N3-C2-N2	-5.62	115.97	119.90
49	7	25	G	N1-C2-N2	5.62	121.26	116.20
48	5	39	A	N7-C8-N9	-5.62	110.99	113.80
48	5	2717	U	C2-N3-C4	-5.62	123.63	127.00
48	5	3173	G	C5-C6-N1	5.62	114.31	111.50
50	8	31	G	N7-C8-N9	-5.62	110.29	113.10
48	5	934	G	N1-C2-N2	5.62	121.25	116.20
48	5	1942	U	N3-C4-O4	5.62	123.33	119.40
48	5	2392	C	C5-C6-N1	-5.62	118.19	121.00
48	5	39	A	C2-N3-C4	5.61	113.41	110.60
48	5	1144	U	C2-N3-C4	-5.61	123.63	127.00
48	5	1207	G	N1-C6-O6	-5.61	116.53	119.90
48	5	3020	U	N3-C2-O2	5.61	126.13	122.20
48	5	3054	U	N3-C4-C5	-5.61	111.23	114.60

Continued on next page...

Continued from previous page...

Mol	Chain	Res	Type	Atoms	Z	Observed(°)	Ideal(°)
48	5	3059	G	C8-N9-C4	5.61	108.65	106.40
48	5	1365	G	N1-C2-N3	5.61	127.27	123.90
48	5	2683	U	C2-N1-C1'	5.61	124.44	117.70
48	5	3006	A	C8-N9-C4	-5.61	103.56	105.80
26	Z	135	ARG	NE-CZ-NH1	5.61	123.11	120.30
31	e	105	ARG	NE-CZ-NH2	-5.61	117.50	120.30
48	5	1434	G	C1'-O4'-C4'	-5.61	105.41	109.90
48	5	1792	C	C4-C5-C6	5.61	120.20	117.40
48	5	180	C	C6-N1-C2	-5.61	118.06	120.30
48	5	1146	C	C2-N3-C4	-5.61	117.10	119.90
48	5	2606	G	C4-C5-C6	5.61	122.17	118.80
48	5	2955	U	N1-C2-N3	5.61	118.27	114.90
49	7	69	C	N3-C4-C5	5.61	124.14	121.90
48	5	636	C	C2-N3-C4	-5.61	117.10	119.90
48	5	2217	U	N3-C2-O2	-5.61	118.28	122.20
48	5	1163	A	C4-C5-N7	-5.60	107.90	110.70
48	5	1171	G	C8-N9-C4	-5.60	104.16	106.40
48	5	2951	G	C5-C6-N1	5.60	114.30	111.50
50	8	19	C	N3-C4-C5	-5.60	119.66	121.90
48	5	631	U	N1-C2-O2	5.60	126.72	122.80
48	5	2631	U	N1-C2-O2	-5.60	118.88	122.80
48	5	2733	A	C2-N3-C4	-5.60	107.80	110.60
48	5	909	G	N1-C6-O6	-5.60	116.54	119.90
48	5	1215	U	N3-C2-O2	5.60	126.12	122.20
48	5	2293	C	C5-C4-N4	-5.60	116.28	120.20
48	5	2389	C	C5-C4-N4	-5.60	116.28	120.20
48	5	106	A	C8-N9-C4	5.60	108.04	105.80
48	5	1926	C	N1-C2-O2	-5.60	115.54	118.90
48	5	1942	U	N1-C2-N3	5.60	118.26	114.90
48	5	2307	G	N3-C2-N2	5.60	123.82	119.90
48	5	2729	U	C4-C5-C6	-5.60	116.34	119.70
48	5	2914	G	N1-C6-O6	-5.60	116.54	119.90
48	5	625	G	C8-N9-C4	-5.60	104.16	106.40
48	5	1360	C	C2-N3-C4	-5.60	117.10	119.90
48	5	2257	C	N1-C2-O2	5.60	122.26	118.90
48	5	431	U	C2-N3-C4	-5.59	123.64	127.00
48	5	590	G	C8-N9-C4	-5.59	104.16	106.40
48	5	1307	G	N1-C6-O6	-5.59	116.54	119.90
48	5	1909	A	N1-C6-N6	-5.59	115.24	118.60
48	5	3140	G	C6-C5-N7	-5.59	127.04	130.40
48	5	1901	A	C6-C5-N7	-5.59	128.38	132.30
48	5	2926	A	C2-N3-C4	5.59	113.40	110.60

Continued on next page...

Continued from previous page...

Mol	Chain	Res	Type	Atoms	Z	Observed(°)	Ideal(°)
48	5	390	G	N9-C4-C5	-5.59	103.16	105.40
48	5	1321	G	N1-C6-O6	5.59	123.25	119.90
48	5	1869	C	C6-N1-C2	5.59	122.54	120.30
48	5	1872	C	N3-C2-O2	-5.59	117.99	121.90
48	5	1601	U	N1-C2-N3	-5.59	111.55	114.90
48	5	1724	U	N3-C2-O2	-5.59	118.29	122.20
48	5	2828	G	N1-C6-O6	-5.59	116.55	119.90
48	5	743	C	C6-N1-C2	-5.59	118.06	120.30
31	e	4	LEU	C-N-CA	-5.59	98.54	122.00
46	t	522	LEU	N-CA-CB	5.59	121.57	110.40
48	5	1845	G	N7-C8-N9	-5.59	110.31	113.10
48	5	2346	C	N3-C4-C5	5.58	124.13	121.90
48	5	2616	C	N3-C4-C5	5.58	124.13	121.90
48	5	3336	A	C4-C5-C6	5.58	119.79	117.00
48	5	2289	U	C5-C4-O4	5.58	129.25	125.90
48	5	2327	U	C2-N1-C1'	-5.58	111.00	117.70
48	5	3318	G	C4-C5-N7	-5.58	108.57	110.80
48	5	33	G	C5-C6-N1	5.58	114.29	111.50
48	5	2191	U	C5-C6-N1	-5.58	119.91	122.70
48	5	2870	C	C5-C4-N4	5.58	124.11	120.20
5	E	31	ARG	NE-CZ-NH2	-5.58	117.51	120.30
48	5	2522	G	N9-C4-C5	-5.58	103.17	105.40
48	5	3010	U	N3-C4-O4	-5.58	115.50	119.40
48	5	2139	A	C5-C6-N6	5.58	128.16	123.70
48	5	42	C	N1-C2-O2	5.58	122.25	118.90
48	5	1510	G	N1-C2-N3	5.58	127.25	123.90
48	5	1841	A	C8-N9-C4	-5.58	103.57	105.80
48	5	2549	G	N7-C8-N9	5.58	115.89	113.10
48	5	3064	U	N1-C2-N3	5.58	118.25	114.90
48	5	3350	C	C5-C6-N1	5.58	123.79	121.00
48	5	658	G	N1-C6-O6	5.57	123.24	119.90
48	5	814	U	N1-C2-N3	-5.57	111.56	114.90
48	5	969	C	C5-C6-N1	-5.57	118.21	121.00
48	5	1049	C	C5-C6-N1	5.57	123.79	121.00
48	5	1670	C	C6-N1-C2	5.57	122.53	120.30
48	5	2719	U	N1-C2-O2	-5.57	118.90	122.80
48	5	2975	U	N3-C4-O4	-5.57	115.50	119.40
48	5	1670	C	C5-C4-N4	-5.57	116.30	120.20
48	5	635	G	N1-C2-N2	5.57	121.21	116.20
48	5	1315	U	C6-N1-C1'	-5.57	113.40	121.20
48	5	2177	G	C8-N9-C4	-5.57	104.17	106.40
48	5	2870	C	C2-N1-C1'	-5.57	112.67	118.80

Continued on next page...

Continued from previous page...

Mol	Chain	Res	Type	Atoms	Z	Observed(°)	Ideal(°)
48	5	3008	A	C8-N9-C4	5.57	108.03	105.80
49	7	46	A	N9-C4-C5	5.57	108.03	105.80
48	5	825	U	N3-C4-O4	-5.57	115.50	119.40
48	5	648	C	C2-N1-C1'	5.57	124.92	118.80
48	5	1178	G	C6-N1-C2	-5.57	121.76	125.10
48	5	3007	U	C5-C4-O4	-5.57	122.56	125.90
48	5	3350	C	C6-N1-C2	-5.57	118.07	120.30
7	G	69	LEU	CA-CB-CG	5.57	128.10	115.30
48	5	266	A	N1-C2-N3	5.57	132.08	129.30
48	5	395	A	N7-C8-N9	5.57	116.58	113.80
48	5	1658	G	N1-C6-O6	-5.57	116.56	119.90
48	5	903	U	N1-C2-O2	5.56	126.69	122.80
48	5	3252	G	C8-N9-C4	5.56	108.62	106.40
15	O	23[B]	ILE	CA-C-N	-5.56	104.97	117.20
48	5	957	C	C5-C6-N1	-5.56	118.22	121.00
48	5	1381	A	N9-C4-C5	-5.56	103.58	105.80
48	5	2605	G	C2-N3-C4	5.56	114.68	111.90
49	7	79	A	N7-C8-N9	5.56	116.58	113.80
48	5	1183	C	C5-C6-N1	-5.56	118.22	121.00
48	5	1586	G	C6-N1-C2	-5.56	121.77	125.10
48	5	2369	G	C8-N9-C4	5.56	108.62	106.40
48	5	2699	G	N3-C4-N9	5.56	129.33	126.00
49	7	5	G	C5-C6-N1	-5.56	108.72	111.50
48	5	1365	G	C4-N9-C1'	5.56	133.72	126.50
48	5	2889	C	N3-C4-N4	-5.56	114.11	118.00
48	5	828	A	N1-C6-N6	-5.55	115.27	118.60
48	5	966	U	N3-C4-C5	5.55	117.93	114.60
48	5	2158	A	C6-N1-C2	-5.55	115.27	118.60
48	5	2287	C	C6-N1-C2	-5.55	118.08	120.30
48	5	3219	G	N3-C2-N2	5.55	123.79	119.90
48	5	405	U	C5-C4-O4	-5.55	122.57	125.90
48	5	1140	G	C5-C6-N1	5.55	114.28	111.50
48	5	1869	C	N3-C4-C5	5.55	124.12	121.90
49	7	101	G	N9-C4-C5	-5.55	103.18	105.40
48	5	546	C	C6-N1-C2	-5.55	118.08	120.30
48	5	580	C	N3-C4-C5	-5.55	119.68	121.90
48	5	954	U	C6-N1-C2	-5.55	117.67	121.00
48	5	2975	U	C4-C5-C6	-5.55	116.37	119.70
48	5	3287	U	N3-C2-O2	-5.55	118.31	122.20
50	8	15	G	C5-C6-O6	-5.55	125.27	128.60
48	5	285	A	C8-N9-C4	-5.55	103.58	105.80
48	5	961	C	C4-C5-C6	5.55	120.17	117.40

Continued on next page...

Continued from previous page...

Mol	Chain	Res	Type	Atoms	Z	Observed(°)	Ideal(°)
48	5	1305	U	C6-N1-C1'	-5.55	113.43	121.20
48	5	422	A	C8-N9-C4	5.55	108.02	105.80
48	5	1380	G	C8-N9-C4	5.55	108.62	106.40
48	5	1843	C	C5-C6-N1	5.55	123.77	121.00
48	5	1940	G	C8-N9-C4	5.55	108.62	106.40
48	5	2415	C	C6-N1-C2	5.55	122.52	120.30
49	7	1	G	N3-C4-N9	5.54	129.33	126.00
50	8	87	G	C5-C6-O6	-5.54	125.27	128.60
48	5	98	G	N9-C4-C5	-5.54	103.18	105.40
48	5	3103	A	C5-C6-N1	5.54	120.47	117.70
49	7	1	G	C6-C5-N7	-5.54	127.07	130.40
49	7	37	G	N9-C4-C5	-5.54	103.18	105.40
50	8	12	A	C4-C5-C6	-5.54	114.23	117.00
50	8	112	U	C6-N1-C1'	5.54	128.96	121.20
48	5	2116	G	C4-C5-C6	5.54	122.12	118.80
49	7	82	G	N9-C4-C5	5.54	107.62	105.40
48	5	2996	U	C6-N1-C1'	-5.54	113.44	121.20
48	5	2658	G	N3-C2-N2	-5.54	116.02	119.90
48	5	3003	G	C5-N7-C8	-5.54	101.53	104.30
48	5	3052	G	C4-N9-C1'	-5.54	119.30	126.50
48	5	3395	G	N1-C6-O6	5.54	123.22	119.90
48	5	848	A	N1-C2-N3	5.54	132.07	129.30
48	5	2642	A	C8-N9-C4	5.54	108.02	105.80
48	5	3394	U	N3-C4-O4	-5.54	115.52	119.40
50	8	147	U	N3-C4-C5	5.54	117.92	114.60
27	a	17	ALA	C-N-CA	-5.54	110.67	122.30
48	5	911	C	C4-C5-C6	5.54	120.17	117.40
48	5	2172	A	N1-C6-N6	5.54	121.92	118.60
48	5	914	A	N1-C2-N3	5.53	132.07	129.30
48	5	3055	U	C2-N1-C1'	5.53	124.34	117.70
50	8	13	A	C5-N7-C8	-5.53	101.13	103.90
48	5	666	A	N1-C2-N3	5.53	132.07	129.30
48	5	911	C	C5-C6-N1	-5.53	118.23	121.00
48	5	1343	A	C8-N9-C4	-5.53	103.59	105.80
48	5	1441	G	C5-C6-N1	5.53	114.27	111.50
48	5	1797	A	C4-C5-N7	-5.53	107.94	110.70
48	5	3302	U	N3-C4-C5	5.53	117.92	114.60
13	M	77	ARG	NE-CZ-NH1	-5.53	117.53	120.30
48	5	1754	G	N1-C2-N2	-5.53	111.22	116.20
48	5	852	U	N1-C2-N3	5.53	118.22	114.90
48	5	960	U	C4-C5-C6	5.53	123.02	119.70
48	5	1165	A	N7-C8-N9	-5.53	111.04	113.80

Continued on next page...

Continued from previous page...

Mol	Chain	Res	Type	Atoms	Z	Observed(°)	Ideal(°)
48	5	1847	A	C2-N3-C4	-5.53	107.84	110.60
48	5	2948	C	N3-C4-C5	5.53	124.11	121.90
49	7	38	U	N3-C4-C5	5.53	117.92	114.60
48	5	637	C	C5-C6-N1	-5.53	118.24	121.00
48	5	1495	U	C6-N1-C2	-5.53	117.69	121.00
48	5	1878	G	C4-N9-C1'	5.53	133.68	126.50
48	5	2717	U	N3-C2-O2	-5.52	118.33	122.20
48	5	3179	U	N3-C4-C5	5.52	117.91	114.60
48	5	340	C	N1-C2-N3	5.52	123.06	119.20
48	5	1007	U	C6-N1-C2	5.52	124.31	121.00
48	5	1905	G	N1-C6-O6	-5.52	116.59	119.90
48	5	2396	G	N1-C6-O6	-5.52	116.59	119.90
48	5	2654	C	C2-N3-C4	-5.52	117.14	119.90
48	5	1427	U	N3-C4-O4	-5.52	115.54	119.40
48	5	3215	A	C5-C6-N1	-5.52	114.94	117.70
48	5	3152	U	C5-C6-N1	-5.52	119.94	122.70
48	5	517	G	C4-C5-C6	5.51	122.11	118.80
48	5	1508	C	N1-C2-O2	5.51	122.21	118.90
48	5	2706	G	N3-C4-C5	-5.51	125.84	128.60
48	5	1125	U	N3-C4-O4	-5.51	115.54	119.40
48	5	25	U	N1-C2-N3	5.51	118.20	114.90
48	5	923	C	C5-C6-N1	-5.51	118.25	121.00
48	5	1338	C	C4-C5-C6	5.51	120.15	117.40
48	5	3042	U	N1-C2-N3	5.51	118.20	114.90
48	5	1295	G	C5-C6-O6	5.51	131.91	128.60
48	5	2335	G	C6-N1-C2	-5.51	121.80	125.10
50	8	17	A	C5-N7-C8	-5.51	101.15	103.90
48	5	1491	A	C4-C5-C6	5.50	119.75	117.00
48	5	347	G	C8-N9-C4	5.50	108.60	106.40
48	5	675	C	N1-C2-O2	-5.50	115.60	118.90
48	5	2181	C	C6-N1-C2	-5.50	118.10	120.30
49	7	90	U	C6-N1-C2	5.50	124.30	121.00
49	7	100	C	N3-C4-C5	5.50	124.10	121.90
48	5	2134	G	N3-C4-N9	5.50	129.30	126.00
48	5	2182	A	C4-C5-C6	-5.50	114.25	117.00
48	5	1938	U	C5-C6-N1	-5.50	119.95	122.70
48	5	2830	G	N1-C6-O6	-5.50	116.60	119.90
48	5	2843	U	N3-C2-O2	-5.50	118.35	122.20
48	5	844	G	N7-C8-N9	-5.50	110.35	113.10
48	5	1409	G	N9-C4-C5	5.50	107.60	105.40
48	5	1887	A	N9-C4-C5	-5.50	103.60	105.80
48	5	2386	A	C5-N7-C8	-5.50	101.15	103.90

Continued on next page...

Continued from previous page...

Mol	Chain	Res	Type	Atoms	Z	Observed(°)	Ideal(°)
48	5	2800	G	C4-C5-N7	-5.50	108.60	110.80
50	8	104	A	N1-C2-N3	-5.50	126.55	129.30
48	5	46	U	C2-N3-C4	5.50	130.30	127.00
48	5	335	G	N1-C6-O6	-5.50	116.60	119.90
48	5	3015	G	N1-C6-O6	-5.50	116.60	119.90
48	5	2321	A	C5-C6-N1	5.50	120.45	117.70
48	5	2665	U	C4-C5-C6	-5.50	116.40	119.70
48	5	145	G	N9-C4-C5	5.49	107.60	105.40
48	5	419	G	C4-C5-N7	5.49	113.00	110.80
48	5	811	U	N1-C2-N3	5.49	118.20	114.90
48	5	2109	U	N3-C4-O4	-5.49	115.56	119.40
48	5	359	U	N3-C4-C5	5.49	117.89	114.60
48	5	2344	U	C2-N3-C4	-5.49	123.70	127.00
27	a	9	ARG	NE-CZ-NH1	-5.49	117.55	120.30
49	7	19	C	N3-C4-C5	5.49	124.10	121.90
48	5	21	G	N3-C4-C5	5.49	131.34	128.60
48	5	414	U	N3-C4-O4	5.49	123.24	119.40
48	5	620	U	C2-N1-C1'	5.49	124.29	117.70
48	5	1305	U	C6-N1-C2	5.49	124.29	121.00
48	5	2757	U	C5-C4-O4	-5.49	122.61	125.90
50	8	103	G	C5-C6-N1	5.49	114.25	111.50
48	5	591	G	C6-C5-N7	-5.49	127.11	130.40
48	5	809	G	C5-N7-C8	5.49	107.04	104.30
48	5	41	G	C6-C5-N7	-5.48	127.11	130.40
48	5	229	G	N1-C6-O6	5.48	123.19	119.90
48	5	953	G	N3-C4-C5	5.48	131.34	128.60
48	5	1170	A	C8-N9-C4	5.48	107.99	105.80
48	5	1189	C	N3-C2-O2	5.48	125.74	121.90
48	5	1359	C	N3-C4-N4	5.48	121.84	118.00
12	L	47	ALA	C-N-CD	5.48	139.91	128.40
19	S	167	ARG	NE-CZ-NH2	-5.48	117.56	120.30
48	5	54	C	N3-C4-N4	-5.48	114.16	118.00
48	5	715	A	C5-C6-N1	5.48	120.44	117.70
48	5	3010	U	C5-C4-O4	5.48	129.19	125.90
48	5	3049	A	C8-N9-C4	5.48	107.99	105.80
48	5	1724	U	N1-C2-N3	5.48	118.19	114.90
48	5	1906	G	C2-N3-C4	-5.48	109.16	111.90
48	5	648	C	C4-C5-C6	5.48	120.14	117.40
48	5	996	A	C5-C6-N1	5.48	120.44	117.70
48	5	1115	G	C6-N1-C2	-5.48	121.81	125.10
48	5	1365	G	N1-C2-N2	-5.48	111.27	116.20
48	5	1538	G	N9-C4-C5	-5.48	103.21	105.40

Continued on next page...

Continued from previous page...

Mol	Chain	Res	Type	Atoms	Z	Observed(°)	Ideal(°)
48	5	1931	U	C5-C4-O4	5.48	129.19	125.90
48	5	2433	U	C5-C6-N1	-5.48	119.96	122.70
48	5	997	A	N7-C8-N9	5.48	116.54	113.80
48	5	2434	U	N3-C2-O2	-5.48	118.37	122.20
48	5	3021	A	N1-C6-N6	-5.48	115.31	118.60
48	5	3043	C	N3-C4-N4	-5.47	114.17	118.00
48	5	277	G	C5-C6-O6	5.47	131.88	128.60
48	5	341	G	C5-N7-C8	-5.47	101.56	104.30
48	5	2112	U	C6-N1-C2	-5.47	117.72	121.00
48	5	3336	A	C5-C6-N1	-5.47	114.96	117.70
48	5	810	A	C5-C6-N6	5.47	128.08	123.70
48	5	1176	C	C4-C5-C6	5.47	120.14	117.40
48	5	2810	C	C6-N1-C2	-5.47	118.11	120.30
48	5	419	G	C5-C6-N1	5.47	114.23	111.50
48	5	616	G	C2-N3-C4	5.47	114.64	111.90
48	5	1190	A	C5-N7-C8	5.47	106.63	103.90
50	8	11	C	N1-C2-O2	5.47	122.18	118.90
48	5	1159	A	C4-C5-C6	-5.47	114.27	117.00
48	5	1178	G	N7-C8-N9	5.47	115.83	113.10
48	5	1312	C	C5-C4-N4	5.47	124.03	120.20
48	5	3326	G	C5-C6-O6	5.47	131.88	128.60
48	5	3028	G	N3-C2-N2	5.47	123.73	119.90
41	o	41	ARG	NE-CZ-NH2	-5.46	117.57	120.30
48	5	1937	U	C5-C6-N1	-5.46	119.97	122.70
48	5	2119	A	C6-N1-C2	-5.46	115.32	118.60
48	5	1086	C	C5-C6-N1	5.46	123.73	121.00
48	5	1144	U	C4-C5-C6	5.46	122.98	119.70
48	5	2655	U	N3-C4-C5	5.46	117.88	114.60
48	5	2808	A	C6-C5-N7	-5.46	128.48	132.30
48	5	266	A	C4-C5-C6	5.46	119.73	117.00
48	5	347	G	N7-C8-N9	-5.46	110.37	113.10
48	5	519	A	C6-C5-N7	-5.46	128.48	132.30
48	5	1844	C	C6-N1-C2	-5.46	118.12	120.30
48	5	436	A	C4-C5-N7	5.46	113.43	110.70
48	5	745	C	N1-C2-O2	-5.46	115.62	118.90
48	5	1187	C	N3-C4-N4	-5.46	114.18	118.00
48	5	1441	G	C5-N7-C8	5.46	107.03	104.30
48	5	2385	G	C8-N9-C1'	5.46	134.10	127.00
48	5	3347	A	C8-N9-C4	5.46	107.98	105.80
49	7	33	U	N1-C2-O2	5.46	126.62	122.80
49	7	105	C	C2-N3-C4	5.46	122.63	119.90
32	f	91	ALA	N-CA-CB	5.46	117.74	110.10

Continued on next page...

Continued from previous page...

Mol	Chain	Res	Type	Atoms	Z	Observed(°)	Ideal(°)
46	t	522	LEU	CB-CA-C	-5.46	99.83	110.20
48	5	411	U	C2-N3-C4	-5.46	123.73	127.00
48	5	1773	C	C4-C5-C6	5.46	120.13	117.40
48	5	2524	A	N3-C4-C5	5.46	130.62	126.80
48	5	2549	G	C5-C6-N1	-5.46	108.77	111.50
48	5	1380	G	C2-N3-C4	-5.46	109.17	111.90
48	5	1660	C	N1-C2-O2	-5.45	115.63	118.90
48	5	2607	G	C8-N9-C4	-5.45	104.22	106.40
48	5	2634	U	N3-C2-O2	5.45	126.02	122.20
48	5	2728	G	N1-C2-N2	5.45	121.11	116.20
48	5	2966	G	C5-C6-N1	5.45	114.23	111.50
48	5	2174	G	N1-C2-N3	5.45	127.17	123.90
48	5	1127	G	N3-C4-N9	5.45	129.27	126.00
48	5	1447	G	N9-C4-C5	5.45	107.58	105.40
48	5	1797	A	C8-N9-C4	5.45	107.98	105.80
48	5	2958	A	N1-C6-N6	-5.45	115.33	118.60
48	5	844	G	C8-N9-C4	5.45	108.58	106.40
48	5	1191	U	C4-C5-C6	5.45	122.97	119.70
48	5	2904	U	N1-C2-N3	5.45	118.17	114.90
48	5	388	G	N3-C2-N2	-5.45	116.09	119.90
48	5	1045	C	C2-N3-C4	-5.45	117.18	119.90
48	5	1889	G	C4-C5-N7	-5.45	108.62	110.80
48	5	3052	G	C6-C5-N7	5.45	133.67	130.40
48	5	3064	U	C2-N3-C4	-5.45	123.73	127.00
49	7	105	C	N3-C4-C5	-5.45	119.72	121.90
3	C	73	ARG	CB-CG-CD	-5.45	97.44	111.60
46	t	53	LYS	CB-CA-C	-5.45	99.51	110.40
48	5	1242	G	N3-C4-C5	-5.45	125.88	128.60
48	5	2608	G	N1-C6-O6	-5.45	116.63	119.90
48	5	3362	A	C4-C5-N7	5.45	113.42	110.70
27	a	4	ARG	NE-CZ-NH1	-5.44	117.58	120.30
48	5	2145	A	C6-N1-C2	-5.44	115.33	118.60
46	t	519	ARG	CB-CA-C	-5.44	99.52	110.40
48	5	600	G	C4-N9-C1'	5.44	133.58	126.50
48	5	810	A	C4-C5-N7	-5.44	107.98	110.70
48	5	1007	U	C5-C4-O4	-5.44	122.64	125.90
48	5	1041	U	C5-C6-N1	-5.44	119.98	122.70
48	5	2429	G	N9-C4-C5	5.44	107.58	105.40
15	O	197[B]	PHE	CA-C-N	-5.44	105.32	116.20
48	5	1176	C	C6-N1-C2	5.44	122.48	120.30
48	5	1335	C	C6-N1-C2	-5.44	118.12	120.30
2	B	4	ARG	NE-CZ-NH2	-5.44	117.58	120.30

Continued on next page...

Continued from previous page...

Mol	Chain	Res	Type	Atoms	Z	Observed(°)	Ideal(°)
48	5	516	A	C5-C6-N6	-5.44	119.35	123.70
48	5	879	U	C6-N1-C1'	-5.44	113.59	121.20
48	5	1306	G	C5-C6-N1	5.44	114.22	111.50
49	7	8	G	N3-C2-N2	5.44	123.71	119.90
48	5	2777	G	C8-N9-C4	-5.44	104.22	106.40
48	5	2894	C	C2-N3-C4	-5.44	117.18	119.90
48	5	1838	G	C6-N1-C2	-5.43	121.84	125.10
48	5	1300	G	N1-C6-O6	5.43	123.16	119.90
48	5	2320	A	N7-C8-N9	-5.43	111.08	113.80
48	5	2374	C	N3-C4-N4	-5.43	114.20	118.00
48	5	2635	A	N1-C6-N6	-5.43	115.34	118.60
49	7	61	G	C8-N9-C4	5.43	108.57	106.40
48	5	339	C	C6-N1-C2	-5.43	118.13	120.30
48	5	1374	G	N1-C2-N2	-5.43	111.31	116.20
48	5	1885	U	N1-C2-O2	-5.43	119.00	122.80
48	5	3112	G	C8-N9-C4	5.43	108.57	106.40
49	7	8	G	N1-C2-N2	-5.43	111.31	116.20
48	5	2197	C	C6-N1-C1'	5.43	127.31	120.80
48	5	2309	A	C8-N9-C4	5.43	107.97	105.80
48	5	2632	G	N1-C2-N3	-5.43	120.64	123.90
48	5	706	A	N9-C4-C5	-5.43	103.63	105.80
48	5	2665	U	N1-C2-O2	5.43	126.60	122.80
48	5	1191	U	C5-C6-N1	-5.42	119.99	122.70
48	5	2744	U	N3-C4-O4	-5.42	115.60	119.40
48	5	2837	A	C8-N9-C4	5.42	107.97	105.80
48	5	3341	U	N3-C2-O2	-5.42	118.40	122.20
49	7	115	G	C8-N9-C4	-5.42	104.23	106.40
46	t	57	ARG	CB-CA-C	-5.42	99.55	110.40
48	5	3173	G	C4-C5-N7	5.42	112.97	110.80
27	a	28	HIS	CB-CA-C	-5.42	99.56	110.40
46	t	436	PRO	N-CA-CB	5.42	109.81	103.30
48	5	1858	A	C4-N9-C1'	5.42	136.06	126.30
48	5	2148	U	N3-C4-C5	5.42	117.85	114.60
50	8	156	U	C5-C6-N1	5.42	125.41	122.70
48	5	2904	U	N3-C2-O2	-5.42	118.41	122.20
48	5	3323	A	N1-C2-N3	5.42	132.01	129.30
48	5	987	U	C5-C4-O4	5.42	129.15	125.90
48	5	1307	G	N3-C2-N2	5.42	123.69	119.90
48	5	1447	G	N7-C8-N9	5.42	115.81	113.10
48	5	2379	U	N1-C2-N3	5.42	118.15	114.90
48	5	1209	G	N1-C2-N2	5.42	121.08	116.20
48	5	1925	U	N1-C2-N3	5.42	118.15	114.90

Continued on next page...

Continued from previous page...

Mol	Chain	Res	Type	Atoms	Z	Observed(°)	Ideal(°)
48	5	3143	C	N3-C2-O2	5.42	125.69	121.90
25	Y	14	LYS	CD-CE-NZ	5.42	124.16	111.70
48	5	514	G	N9-C4-C5	-5.42	103.23	105.40
48	5	1505	C	C4-C5-C6	5.42	120.11	117.40
48	5	51	A	N1-C6-N6	5.41	121.85	118.60
48	5	1907	C	C6-N1-C1'	5.41	127.30	120.80
48	5	2323	G	C8-N9-C4	-5.41	104.23	106.40
48	5	2375	G	C4-C5-N7	5.41	112.97	110.80
48	5	3035	A	C8-N9-C4	5.41	107.97	105.80
48	5	1396	C	C6-N1-C2	5.41	122.46	120.30
48	5	2377	G	N3-C4-C5	-5.41	125.89	128.60
48	5	2257	C	C5-C6-N1	5.41	123.70	121.00
48	5	2393	G	C8-N9-C1'	-5.41	119.97	127.00
48	5	3045	G	N3-C4-C5	-5.41	125.89	128.60
48	5	3387	U	N1-C2-O2	5.41	126.58	122.80
48	5	800	G	N9-C4-C5	-5.41	103.24	105.40
48	5	339	C	C6-N1-C1'	5.41	127.29	120.80
48	5	972	A	C4-C5-C6	5.41	119.70	117.00
48	5	1192	C	N1-C2-N3	5.41	122.98	119.20
48	5	1319	G	N1-C2-N2	-5.41	111.33	116.20
48	5	1321	G	C8-N9-C4	5.41	108.56	106.40
48	5	3083	G	N1-C2-N3	5.41	127.14	123.90
48	5	2355	G	C5-C6-O6	-5.40	125.36	128.60
46	t	20	LEU	CB-CA-C	-5.40	99.93	110.20
48	5	1110	U	N1-C2-N3	-5.40	111.66	114.90
48	5	1389	G	C8-N9-C4	5.40	108.56	106.40
48	5	2134	G	N3-C2-N2	5.40	123.68	119.90
48	5	2231	C	C2-N1-C1'	5.40	124.74	118.80
48	5	2279	A	C2-N3-C4	-5.40	107.90	110.60
48	5	2300	G	C5-C6-N1	5.40	114.20	111.50
48	5	2755	C	N1-C2-O2	-5.40	115.66	118.90
50	8	43	A	C8-N9-C4	-5.40	103.64	105.80
1	A	207	VAL	CB-CA-C	-5.40	101.14	111.40
48	5	283	G	C5-C6-O6	-5.40	125.36	128.60
48	5	1534	A	C6-N1-C2	-5.40	115.36	118.60
49	7	1	G	C8-N9-C1'	-5.40	119.98	127.00
48	5	2399	A	C5-C6-N6	-5.40	119.38	123.70
49	7	48	U	C5-C6-N1	-5.40	120.00	122.70
16	P	127	ARG	NE-CZ-NH2	-5.40	117.60	120.30
48	5	356	C	C5-C6-N1	-5.40	118.30	121.00
48	5	930	U	N1-C2-O2	5.40	126.58	122.80
48	5	3028	G	C8-N9-C1'	-5.40	119.98	127.00

Continued on next page...

Continued from previous page...

Mol	Chain	Res	Type	Atoms	Z	Observed(°)	Ideal(°)
48	5	998	A	C5-N7-C8	5.39	106.60	103.90
46	t	135	PRO	N-CA-CB	5.39	109.77	103.30
48	5	1445	U	N1-C2-O2	-5.39	119.03	122.80
48	5	2614	G	C4-N9-C1'	5.39	133.51	126.50
48	5	799	G	C6-N1-C2	-5.39	121.86	125.10
48	5	2123	G	N3-C4-C5	-5.39	125.91	128.60
48	5	96	G	C4-C5-N7	-5.39	108.64	110.80
48	5	555	U	N1-C2-O2	-5.39	119.03	122.80
48	5	1399	A	N9-C4-C5	-5.39	103.64	105.80
48	5	1808	G	C5-C6-O6	-5.39	125.37	128.60
48	5	3078	U	C2-N1-C1'	5.39	124.17	117.70
48	5	3336	A	C2-N3-C4	-5.39	107.91	110.60
48	5	2524	A	C5-C6-N1	-5.39	115.01	117.70
48	5	63	A	N9-C4-C5	-5.39	103.65	105.80
48	5	76	G	N1-C6-O6	5.39	123.13	119.90
48	5	3113	A	C6-N1-C2	-5.39	115.37	118.60
48	5	1126	G	C5-C6-N1	-5.38	108.81	111.50
48	5	2184	U	N3-C4-C5	5.38	117.83	114.60
48	5	2430	A	N1-C2-N3	5.38	131.99	129.30
48	5	3377	G	C6-N1-C2	-5.38	121.87	125.10
48	5	661	G	C5-C6-O6	5.38	131.83	128.60
48	5	1170	A	N9-C4-C5	-5.38	103.65	105.80
48	5	1433	A	C6-N1-C2	5.38	121.83	118.60
48	5	3227	A	C2-N3-C4	-5.38	107.91	110.60
48	5	706	A	N1-C6-N6	5.38	121.83	118.60
48	5	1128	U	C2-N3-C4	-5.38	123.77	127.00
48	5	3045	G	C4-C5-N7	-5.38	108.65	110.80
48	5	14	U	N3-C4-C5	5.38	117.83	114.60
48	5	2149	A	N9-C4-C5	5.38	107.95	105.80
48	5	3031	G	C5-C6-O6	-5.38	125.37	128.60
48	5	3115	C	N1-C2-N3	5.38	122.96	119.20
48	5	3374	U	C6-N1-C2	5.38	124.23	121.00
46	t	170	LEU	N-CA-CB	5.38	121.15	110.40
48	5	1869	C	C5-C6-N1	-5.38	118.31	121.00
48	5	2242	A	N9-C4-C5	5.38	107.95	105.80
48	5	2754	G	N3-C4-N9	5.38	129.22	126.00
5	E	173	MET	CB-CG-SD	-5.37	96.28	112.40
48	5	282	G	N7-C8-N9	5.37	115.79	113.10
48	5	408	A	C2-N3-C4	-5.37	107.91	110.60
48	5	2976	A	C5-C6-N1	5.37	120.39	117.70
48	5	3246	G	N1-C6-O6	5.37	123.12	119.90
48	5	90	C	C6-N1-C2	-5.37	118.15	120.30

Continued on next page...

Continued from previous page...

Mol	Chain	Res	Type	Atoms	Z	Observed(°)	Ideal(°)
48	5	141	C	C6-N1-C2	-5.37	118.15	120.30
48	5	590	G	C2-N3-C4	5.37	114.58	111.90
48	5	688	G	N3-C4-N9	-5.37	122.78	126.00
48	5	1804	A	C8-N9-C4	5.37	107.95	105.80
48	5	2361	A	N9-C4-C5	5.37	107.95	105.80
48	5	354	U	C5-C6-N1	-5.37	120.02	122.70
48	5	887	G	C4-C5-C6	5.37	122.02	118.80
48	5	1131	G	N1-C2-N3	5.37	127.12	123.90
48	5	1143	A	C2-N3-C4	-5.37	107.92	110.60
48	5	536	U	N3-C4-O4	-5.37	115.64	119.40
48	5	632	G	C5-C6-N1	5.37	114.18	111.50
48	5	2930	A	C5-C6-N1	5.37	120.38	117.70
48	5	3350	C	N1-C2-O2	5.37	122.12	118.90
48	5	498	A	N1-C6-N6	-5.36	115.38	118.60
48	5	969	C	C6-N1-C2	5.36	122.45	120.30
48	5	1152	G	N9-C4-C5	5.36	107.55	105.40
48	5	2609	A	N7-C8-N9	-5.36	111.12	113.80
48	5	2794	G	C5-C6-O6	-5.36	125.38	128.60
48	5	3047	U	N3-C2-O2	-5.36	118.44	122.20
48	5	1011	A	C2-N3-C4	-5.36	107.92	110.60
48	5	3368	U	C2-N1-C1'	-5.36	111.27	117.70
48	5	965	A	N1-C2-N3	-5.36	126.62	129.30
48	5	1369	A	N1-C2-N3	-5.36	126.62	129.30
48	5	2549	G	C5-N7-C8	-5.36	101.62	104.30
48	5	2639	G	C6-N1-C2	-5.36	121.88	125.10
48	5	3055	U	C6-N1-C1'	-5.36	113.69	121.20
48	5	91	G	N9-C4-C5	5.36	107.54	105.40
48	5	1870	C	N1-C2-O2	-5.36	115.69	118.90
48	5	2158	A	C5-C6-N1	5.36	120.38	117.70
48	5	909	G	N7-C8-N9	-5.36	110.42	113.10
48	5	3141	A	N1-C2-N3	5.36	131.98	129.30
48	5	3263	G	N1-C6-O6	-5.36	116.69	119.90
48	5	372	A	N1-C6-N6	5.36	121.81	118.60
48	5	799	G	C5-C6-N1	5.36	114.18	111.50
48	5	1905	G	N9-C4-C5	5.36	107.54	105.40
48	5	2376	G	C8-N9-C1'	-5.36	120.04	127.00
48	5	496	C	N3-C2-O2	-5.35	118.15	121.90
48	5	1788	C	C4-C5-C6	5.35	120.08	117.40
48	5	1917	C	C4-C5-C6	5.35	120.08	117.40
48	5	1833	G	N1-C2-N2	-5.35	111.38	116.20
48	5	859	G	N3-C4-C5	-5.35	125.92	128.60
48	5	1927	G	C8-N9-C4	-5.35	104.26	106.40

Continued on next page...

Continued from previous page...

Mol	Chain	Res	Type	Atoms	Z	Observed(°)	Ideal(°)
48	5	2658	G	C8-N9-C4	5.35	108.54	106.40
48	5	3019	U	C6-N1-C2	5.35	124.21	121.00
48	5	3245	A	C4-C5-C6	5.35	119.67	117.00
48	5	646	A	N1-C2-N3	5.34	131.97	129.30
48	5	1597	C	N3-C4-C5	-5.34	119.76	121.90
48	5	2980	U	N3-C2-O2	-5.34	118.46	122.20
48	5	3179	U	N1-C2-O2	5.34	126.54	122.80
48	5	1180	A	C2-N3-C4	-5.34	107.93	110.60
48	5	2144	A	N1-C6-N6	5.34	121.81	118.60
48	5	3003	G	N3-C4-N9	-5.34	122.79	126.00
48	5	98	G	C4-C5-N7	5.34	112.94	110.80
48	5	363	G	C5-N7-C8	5.34	106.97	104.30
48	5	696	C	C2-N1-C1'	5.34	124.67	118.80
48	5	2767	U	N3-C4-O4	-5.34	115.66	119.40
48	5	3025	C	N3-C2-O2	-5.34	118.16	121.90
48	5	3369	G	C5-C6-N1	5.34	114.17	111.50
48	5	2342	U	N3-C4-C5	5.34	117.80	114.60
48	5	2369	G	N3-C2-N2	5.34	123.64	119.90
48	5	3112	G	N7-C8-N9	-5.34	110.43	113.10
48	5	3366	G	N1-C6-O6	-5.34	116.70	119.90
50	8	3	A	C5-C6-N1	5.34	120.37	117.70
48	5	587	U	N3-C4-O4	-5.34	115.67	119.40
48	5	961	C	C5-C6-N1	-5.34	118.33	121.00
48	5	1161	G	C6-C5-N7	5.34	133.60	130.40
48	5	2836	C	N1-C2-O2	-5.34	115.70	118.90
14	N	201	ARG	NE-CZ-NH1	5.33	122.97	120.30
48	5	1490	A	C6-C5-N7	-5.33	128.56	132.30
48	5	1586	G	C6-C5-N7	-5.33	127.20	130.40
48	5	1628	C	C6-N1-C2	-5.33	118.17	120.30
48	5	2621	G	N1-C2-N2	5.33	121.00	116.20
48	5	735	A	N7-C8-N9	5.33	116.47	113.80
48	5	3189	G	C6-N1-C2	-5.33	121.90	125.10
50	8	135	G	C4-C5-N7	-5.33	108.67	110.80
48	5	1107	C	N3-C4-C5	5.33	124.03	121.90
48	5	227	G	C5-C6-O6	-5.33	125.40	128.60
48	5	1220	U	C5-C6-N1	-5.33	120.03	122.70
48	5	1939	G	C8-N9-C1'	-5.33	120.07	127.00
48	5	2664	C	C4-C5-C6	-5.33	114.73	117.40
48	5	1129	A	C5-C6-N1	5.33	120.36	117.70
48	5	1376	C	C6-N1-C2	5.33	122.43	120.30
48	5	1838	G	C4-C5-N7	-5.33	108.67	110.80
48	5	2763	U	C5-C4-O4	-5.33	122.70	125.90

Continued on next page...

Continued from previous page...

Mol	Chain	Res	Type	Atoms	Z	Observed(°)	Ideal(°)
48	5	2965	U	N3-C4-O4	5.33	123.13	119.40
48	5	656	A	C5-N7-C8	5.33	106.56	103.90
48	5	948	C	C4-C5-C6	5.33	120.06	117.40
48	5	2625	C	N3-C4-C5	5.33	124.03	121.90
48	5	2636	A	N1-C6-N6	-5.33	115.40	118.60
48	5	3259	U	C6-N1-C2	-5.33	117.80	121.00
48	5	299	G	C5-C6-N1	5.33	114.16	111.50
48	5	322	U	C2-N3-C4	-5.33	123.81	127.00
48	5	637	C	C6-N1-C1'	5.33	127.19	120.80
48	5	1007	U	N3-C4-C5	5.33	117.80	114.60
48	5	1080	A	N1-C2-N3	5.33	131.96	129.30
48	5	1239	C	C6-N1-C2	-5.33	118.17	120.30
48	5	2261	G	N7-C8-N9	-5.33	110.44	113.10
48	5	564	G	C5-N7-C8	5.32	106.96	104.30
48	5	2998	U	C2-N3-C4	-5.32	123.81	127.00
48	5	905	U	C2-N3-C4	-5.32	123.81	127.00
49	7	14	U	N1-C2-N3	5.32	118.09	114.90
48	5	327	A	N1-C2-N3	-5.32	126.64	129.30
48	5	381	U	C5-C6-N1	-5.32	120.04	122.70
48	5	637	C	C2-N3-C4	-5.32	117.24	119.90
48	5	2632	G	N3-C2-N2	5.32	123.62	119.90
48	5	524	U	C2-N1-C1'	-5.32	111.32	117.70
48	5	2572	C	C6-N1-C1'	-5.32	114.42	120.80
48	5	2721	A	N3-C4-C5	-5.32	123.08	126.80
48	5	979	U	C2-N1-C1'	5.32	124.08	117.70
48	5	1158	A	N9-C4-C5	-5.32	103.67	105.80
48	5	2639	G	N1-C6-O6	5.32	123.09	119.90
48	5	3043	C	N1-C2-O2	5.32	122.09	118.90
48	5	641	C	C6-N1-C2	-5.32	118.17	120.30
48	5	1081	U	C5-C6-N1	5.32	125.36	122.70
48	5	1786	G	N3-C4-C5	-5.32	125.94	128.60
48	5	2928	C	N3-C4-C5	-5.32	119.77	121.90
48	5	2955	U	C6-N1-C2	-5.32	117.81	121.00
48	5	3346	U	C5-C6-N1	-5.32	120.04	122.70
48	5	2790	A	C5-C6-N1	5.31	120.36	117.70
48	5	1017	C	C2-N1-C1'	5.31	124.64	118.80
48	5	1925	U	N3-C4-C5	5.31	117.79	114.60
48	5	2175	U	C2-N1-C1'	-5.31	111.32	117.70
48	5	3138	U	N3-C2-O2	5.31	125.92	122.20
50	8	6	U	C5-C4-O4	-5.31	122.71	125.90
5	E	26	ARG	NE-CZ-NH2	-5.31	117.64	120.30
48	5	588	G	C5-C6-N1	5.31	114.16	111.50

Continued on next page...

Continued from previous page...

Mol	Chain	Res	Type	Atoms	Z	Observed(°)	Ideal(°)
48	5	1906	G	C6-N1-C2	-5.31	121.91	125.10
48	5	2364	G	C8-N9-C4	-5.31	104.28	106.40
48	5	2897	A	C5-N7-C8	5.31	106.56	103.90
48	5	3101	G	N1-C2-N2	-5.31	111.42	116.20
48	5	3247	G	C4-C5-N7	-5.31	108.68	110.80
48	5	1518	U	C4-C5-C6	-5.31	116.52	119.70
49	7	83	U	N3-C4-O4	-5.31	115.69	119.40
48	5	1327	C	C5-C4-N4	5.31	123.91	120.20
48	5	2891	U	N1-C2-N3	5.31	118.08	114.90
48	5	3307	A	C6-N1-C2	5.31	121.78	118.60
48	5	831	G	C5-C6-O6	-5.30	125.42	128.60
48	5	929	A	C5-N7-C8	5.30	106.55	103.90
48	5	2374	C	C5-C4-N4	5.30	123.91	120.20
50	8	29	U	C5-C6-N1	-5.30	120.05	122.70
50	8	45	C	C4-C5-C6	5.30	120.05	117.40
48	5	3110	C	C5-C6-N1	-5.30	118.35	121.00
26	Z	121	ARG	NE-CZ-NH1	5.30	122.95	120.30
48	5	288	C	C6-N1-C2	5.30	122.42	120.30
48	5	928	C	C6-N1-C2	-5.30	118.18	120.30
48	5	992	A	C8-N9-C4	5.30	107.92	105.80
48	5	1846	C	N1-C2-N3	5.30	122.91	119.20
48	5	2606	G	C6-C5-N7	-5.30	127.22	130.40
48	5	3243	A	C4-C5-C6	5.30	119.65	117.00
14	N	174	ILE	CG1-CB-CG2	-5.30	99.74	111.40
48	5	406	G	O4'-C1'-N9	5.30	112.44	108.20
48	5	2841	G	N3-C2-N2	5.30	123.61	119.90
48	5	2893	C	N3-C2-O2	5.30	125.61	121.90
49	7	93	C	N3-C4-C5	5.30	124.02	121.90
48	5	1178	G	C5-C6-O6	-5.30	125.42	128.60
48	5	2321	A	C8-N9-C4	5.30	107.92	105.80
48	5	595	G	C5-C6-O6	5.30	131.78	128.60
48	5	975	C	N1-C2-N3	5.30	122.91	119.20
48	5	1203	A	N1-C6-N6	5.30	121.78	118.60
48	5	1239	C	C2-N1-C1'	5.30	124.63	118.80
48	5	1741	A	N1-C2-N3	5.30	131.95	129.30
48	5	2379	U	C5-C6-N1	-5.30	120.05	122.70
48	5	3193	C	C4-C5-C6	5.30	120.05	117.40
48	5	1164	G	C2-N3-C4	-5.29	109.25	111.90
48	5	2915	U	N3-C4-O4	-5.29	115.69	119.40
46	t	59	LEU	CB-CA-C	-5.29	100.14	110.20
48	5	365	A	C4-C5-N7	5.29	113.35	110.70
48	5	999	G	C5-C6-N1	5.29	114.15	111.50

Continued on next page...

Continued from previous page...

Mol	Chain	Res	Type	Atoms	Z	Observed(°)	Ideal(°)
48	5	1432	C	C2-N1-C1'	5.29	124.62	118.80
48	5	1476	G	N7-C8-N9	-5.29	110.45	113.10
48	5	1483	G	N1-C6-O6	-5.29	116.72	119.90
48	5	2942	C	N1-C2-O2	-5.29	115.72	118.90
49	7	41	G	C4-C5-N7	5.29	112.92	110.80
48	5	1137	C	N3-C4-C5	-5.29	119.78	121.90
48	5	1506	A	N9-C4-C5	5.29	107.92	105.80
48	5	1846	C	C6-N1-C2	5.29	122.42	120.30
48	5	1929	G	C2-N3-C4	-5.29	109.25	111.90
48	5	1939	G	C4-N9-C1'	5.29	133.38	126.50
48	5	3385	U	C5-C6-N1	-5.29	120.05	122.70
17	Q	178	ARG	NE-CZ-NH2	-5.29	117.66	120.30
48	5	1792	C	C5-C6-N1	-5.29	118.36	121.00
48	5	2211	U	C6-N1-C2	-5.29	117.83	121.00
25	Y	103	LYS	CD-CE-NZ	-5.29	99.54	111.70
48	5	1317	A	N9-C4-C5	-5.29	103.69	105.80
48	5	1346	G	C8-N9-C4	5.29	108.52	106.40
48	5	2524	A	C2-N3-C4	-5.29	107.96	110.60
48	5	3315	G	C4-C5-N7	-5.29	108.68	110.80
48	5	702	C	N3-C4-C5	5.29	124.01	121.90
48	5	1510	G	C2-N3-C4	-5.29	109.26	111.90
48	5	2319	U	C5-C6-N1	-5.29	120.06	122.70
50	8	87	G	C4-C5-N7	5.29	112.91	110.80
48	5	610	G	C5-C6-N1	5.28	114.14	111.50
48	5	2882	U	N3-C4-O4	-5.28	115.70	119.40
48	5	3247	G	C5-C6-O6	5.28	131.77	128.60
48	5	903	U	N3-C4-C5	5.28	117.77	114.60
48	5	960	U	C6-N1-C1'	-5.28	113.81	121.20
48	5	1153	A	C5-C6-N6	-5.28	119.48	123.70
48	5	1190	A	C4-N9-C1'	5.28	135.81	126.30
48	5	2798	C	N3-C4-C5	-5.28	119.79	121.90
48	5	3048	A	C6-N1-C2	-5.28	115.43	118.60
48	5	3309	G	C2-N3-C4	5.28	114.54	111.90
48	5	1167	U	N3-C2-O2	5.28	125.89	122.20
48	5	1442	U	C2-N3-C4	-5.28	123.83	127.00
48	5	2648	G	N9-C4-C5	-5.28	103.29	105.40
50	8	79	A	C4-C5-N7	5.28	113.34	110.70
48	5	1527	C	N1-C2-O2	5.28	122.06	118.90
50	8	113	U	C5-C4-O4	-5.28	122.73	125.90
48	5	2665	U	C5-C6-N1	5.27	125.34	122.70
48	5	2724	U	N3-C4-O4	-5.27	115.71	119.40
48	5	2755	C	C4-C5-C6	5.27	120.04	117.40

Continued on next page...

Continued from previous page...

Mol	Chain	Res	Type	Atoms	Z	Observed(°)	Ideal(°)
50	8	99	C	C5-C6-N1	-5.27	118.36	121.00
46	t	83	LYS	CB-CA-C	-5.27	99.85	110.40
48	5	852	U	N3-C2-O2	-5.27	118.51	122.20
48	5	1208	U	N1-C2-O2	5.27	126.49	122.80
48	5	1828	A	C8-N9-C4	-5.27	103.69	105.80
48	5	2139	A	N1-C6-N6	-5.27	115.44	118.60
48	5	2391	G	C5-C6-O6	5.27	131.76	128.60
48	5	3294	A	N1-C2-N3	5.27	131.94	129.30
18	R	42	ARG	NE-CZ-NH2	-5.27	117.67	120.30
48	5	28	C	C6-N1-C2	5.27	122.41	120.30
48	5	2899	C	C2-N3-C4	-5.27	117.27	119.90
48	5	3171	U	C6-N1-C2	5.27	124.16	121.00
48	5	496	C	N1-C2-O2	5.27	122.06	118.90
48	5	689	U	N3-C4-C5	5.27	117.76	114.60
48	5	806	A	C8-N9-C4	5.27	107.91	105.80
48	5	1140	G	N3-C4-N9	5.27	129.16	126.00
48	5	1375	G	C8-N9-C4	-5.27	104.29	106.40
48	5	2148	U	N1-C2-N3	5.27	118.06	114.90
48	5	2987	A	N7-C8-N9	-5.27	111.17	113.80
48	5	868	C	C6-N1-C2	5.27	122.41	120.30
48	5	1724	U	P-O3'-C3'	5.27	126.02	119.70
49	7	35	C	N1-C2-O2	-5.27	115.74	118.90
48	5	2164	A	C4-C5-C6	5.26	119.63	117.00
48	5	2921	U	N1-C2-N3	5.26	118.06	114.90
48	5	2979	U	N1-C2-N3	-5.26	111.74	114.90
50	8	121	U	N3-C2-O2	-5.26	118.51	122.20
48	5	1421	G	N3-C4-C5	5.26	131.23	128.60
48	5	186	U	N1-C2-O2	5.26	126.48	122.80
48	5	1500	G	N7-C8-N9	-5.26	110.47	113.10
48	5	2406	C	C4-C5-C6	5.26	120.03	117.40
48	5	3373	U	C2-N3-C4	-5.26	123.84	127.00
48	5	147	U	C5-C4-O4	5.26	129.06	125.90
48	5	2207	A	C4-C5-N7	5.26	113.33	110.70
48	5	682	U	C2-N3-C4	-5.26	123.84	127.00
48	5	2271	A	C6-C5-N7	5.26	135.98	132.30
3	C	190	GLY	N-CA-C	5.26	126.24	113.10
48	5	924	G	C5-C6-O6	-5.26	125.45	128.60
48	5	2359	C	N3-C4-N4	-5.26	114.32	118.00
48	5	404	G	C4-C5-N7	-5.25	108.70	110.80
15	O	182[B]	SER	CA-C-N	5.25	128.76	117.20
48	5	197	G	C4-N9-C1'	5.25	133.33	126.50
48	5	424	G	C5-C6-N1	5.25	114.13	111.50

Continued on next page...

Continued from previous page...

Mol	Chain	Res	Type	Atoms	Z	Observed(°)	Ideal(°)
48	5	494	G	N1-C6-O6	-5.25	116.75	119.90
48	5	997	A	C8-N9-C4	-5.25	103.70	105.80
48	5	1901	A	C8-N9-C1'	-5.25	118.24	127.70
48	5	1150	A	C5-N7-C8	-5.25	101.27	103.90
48	5	2279	A	N1-C6-N6	5.25	121.75	118.60
48	5	340	C	C4-C5-C6	5.25	120.03	117.40
48	5	1054	A	N9-C4-C5	-5.25	103.70	105.80
48	5	1856	C	N3-C2-O2	-5.25	118.22	121.90
9	I	99	ILE	CB-CA-C	-5.25	101.10	111.60
48	5	413	U	C5-C4-O4	-5.25	122.75	125.90
48	5	1050	U	C5-C4-O4	5.25	129.05	125.90
48	5	1085	A	C4-C5-N7	5.25	113.32	110.70
48	5	2213	A	N7-C8-N9	-5.25	111.18	113.80
48	5	2506	U	C5-C6-N1	5.25	125.32	122.70
48	5	102	C	C4-C5-C6	5.25	120.02	117.40
48	5	2279	A	C5-N7-C8	-5.25	101.28	103.90
48	5	2820	A	N9-C4-C5	5.25	107.90	105.80
48	5	2928	C	C2-N1-C1'	5.25	124.57	118.80
48	5	307	A	N9-C4-C5	5.25	107.90	105.80
48	5	2956	A	C5-C6-N1	-5.25	115.08	117.70
48	5	227	G	N1-C6-O6	5.24	123.05	119.90
48	5	509	U	N3-C4-C5	5.24	117.75	114.60
48	5	515	C	C5-C4-N4	-5.24	116.53	120.20
48	5	2118	C	C5-C4-N4	5.24	123.87	120.20
48	5	2213	A	C5-N7-C8	5.24	106.52	103.90
48	5	2525	G	C8-N9-C4	5.24	108.50	106.40
46	t	521	GLU	N-CA-CB	5.24	120.03	110.60
48	5	1832	C	C5-C6-N1	-5.24	118.38	121.00
48	5	2716	U	N1-C2-N3	5.24	118.05	114.90
48	5	2855	U	N3-C4-C5	5.24	117.75	114.60
48	5	2884	C	C5-C4-N4	-5.24	116.53	120.20
48	5	1183	C	N3-C4-N4	-5.24	114.33	118.00
48	5	2403	G	N3-C4-N9	5.24	129.14	126.00
48	5	3052	G	C5-N7-C8	5.24	106.92	104.30
48	5	420	G	C6-C5-N7	-5.24	127.26	130.40
48	5	1378	U	N3-C4-C5	5.24	117.74	114.60
48	5	2934	A	N1-C6-N6	-5.24	115.46	118.60
48	5	3177	G	C2-N3-C4	-5.24	109.28	111.90
48	5	1722	U	N1-C2-O2	-5.24	119.13	122.80
48	5	2416	U	N1-C2-N3	5.24	118.04	114.90
49	7	11	A	C5-C6-N1	-5.24	115.08	117.70
48	5	693	A	C5-C6-N6	5.23	127.89	123.70

Continued on next page...

Continued from previous page...

Mol	Chain	Res	Type	Atoms	Z	Observed(°)	Ideal(°)
48	5	813	G	N3-C4-C5	-5.23	125.98	128.60
48	5	1693	C	N1-C2-O2	-5.23	115.76	118.90
49	7	50	U	C6-N1-C2	-5.23	117.86	121.00
48	5	1205	A	C2-N3-C4	5.23	113.22	110.60
27	a	15	VAL	N-CA-C	-5.23	96.88	111.00
48	5	2191	U	C4-C5-C6	5.23	122.84	119.70
48	5	2692	A	C4-C5-N7	-5.23	108.08	110.70
48	5	3098	G	N3-C2-N2	5.23	123.56	119.90
48	5	216	G	N9-C4-C5	-5.23	103.31	105.40
48	5	2344	U	N1-C2-N3	5.23	118.04	114.90
48	5	2604	U	N3-C4-C5	-5.23	111.46	114.60
48	5	857	G	N1-C2-N2	-5.23	111.50	116.20
48	5	1315	U	C6-N1-C2	5.23	124.14	121.00
48	5	3381	U	C5-C6-N1	-5.23	120.09	122.70
49	7	100	C	C2-N3-C4	-5.23	117.29	119.90
48	5	806	A	C6-N1-C2	5.23	121.74	118.60
48	5	943	U	C5-C4-O4	-5.23	122.76	125.90
48	5	1120	A	N1-C6-N6	-5.23	115.47	118.60
48	5	83	U	C6-N1-C1'	-5.22	113.89	121.20
48	5	234	G	C5-C6-O6	-5.22	125.47	128.60
48	5	410	U	C5-C6-N1	-5.22	120.09	122.70
48	5	1658	G	C5-C6-O6	5.22	131.74	128.60
48	5	3103	A	C6-N1-C2	-5.22	115.47	118.60
48	5	282	G	C5-C6-N1	-5.22	108.89	111.50
48	5	559	A	C8-N9-C4	-5.22	103.71	105.80
48	5	1149	G	C4-C5-N7	-5.22	108.71	110.80
48	5	1902	G	N9-C4-C5	-5.22	103.31	105.40
48	5	3174	A	N1-C6-N6	5.22	121.73	118.60
50	8	109	A	C5-N7-C8	-5.22	101.29	103.90
48	5	1404	G	N1-C2-N2	-5.22	111.50	116.20
48	5	2349	U	N1-C2-O2	5.22	126.45	122.80
48	5	46	U	N1-C2-N3	-5.22	111.77	114.90
48	5	146	U	C5-C6-N1	-5.22	120.09	122.70
48	5	341	G	C4-C5-N7	5.22	112.89	110.80
48	5	568	G	N1-C6-O6	-5.22	116.77	119.90
48	5	2370	G	N3-C4-N9	5.22	129.13	126.00
48	5	1466	G	N1-C6-O6	-5.22	116.77	119.90
48	5	2732	G	C5-N7-C8	5.22	106.91	104.30
48	5	3046	A	N1-C6-N6	-5.22	115.47	118.60
48	5	2228	A	N7-C8-N9	5.21	116.41	113.80
49	7	48	U	N3-C2-O2	5.21	125.85	122.20
48	5	804	C	C2-N1-C1'	-5.21	113.06	118.80

Continued on next page...

Continued from previous page...

Mol	Chain	Res	Type	Atoms	Z	Observed(°)	Ideal(°)
48	5	2852	C	N1-C2-O2	-5.21	115.77	118.90
48	5	267	G	N7-C8-N9	-5.21	110.49	113.10
48	5	635	G	N3-C4-C5	5.21	131.21	128.60
48	5	719	U	N3-C2-O2	-5.21	118.55	122.20
48	5	1087	G	N1-C6-O6	5.21	123.03	119.90
48	5	1402	C	N1-C2-O2	5.21	122.03	118.90
48	5	2695	A	C5-N7-C8	-5.21	101.29	103.90
48	5	3005	A	C8-N9-C4	-5.21	103.72	105.80
50	8	34	U	C2-N3-C4	-5.21	123.87	127.00
48	5	2942	C	C5-C4-N4	-5.21	116.55	120.20
48	5	80	G	C5-C6-O6	5.21	131.73	128.60
48	5	576	C	C2-N3-C4	-5.21	117.30	119.90
48	5	625	G	N3-C4-N9	-5.21	122.88	126.00
48	5	2629	U	C2-N3-C4	-5.21	123.88	127.00
48	5	2639	G	C4-C5-C6	5.21	121.92	118.80
48	5	3154	C	C6-N1-C2	-5.21	118.22	120.30
48	5	996	A	N7-C8-N9	-5.21	111.20	113.80
48	5	1013	G	C4-N9-C1'	5.21	133.27	126.50
48	5	1403	C	N3-C4-C5	5.21	123.98	121.90
48	5	1655	G	C5-N7-C8	-5.21	101.70	104.30
48	5	1695	U	N3-C2-O2	-5.21	118.56	122.20
48	5	1828	A	N7-C8-N9	5.21	116.40	113.80
48	5	2167	A	C5-C6-N1	5.21	120.30	117.70
48	5	2686	A	N1-C6-N6	5.21	121.72	118.60
48	5	2724	U	N3-C2-O2	-5.21	118.56	122.20
49	7	37	G	C8-N9-C4	5.21	108.48	106.40
50	8	126	A	N7-C8-N9	5.21	116.40	113.80
15	O	27[B]	VAL	CA-C-N	5.21	128.65	117.20
48	5	1545	A	C8-N9-C4	5.21	107.88	105.80
48	5	3321	C	C6-N1-C2	5.21	122.38	120.30
49	7	51	A	C2-N3-C4	5.21	113.20	110.60
48	5	218	G	N1-C6-O6	-5.20	116.78	119.90
48	5	726	G	N7-C8-N9	5.20	115.70	113.10
48	5	808	A	C6-N1-C2	5.20	121.72	118.60
48	5	894	G	C4-C5-N7	5.20	112.88	110.80
48	5	1100	U	N3-C4-C5	5.20	117.72	114.60
48	5	3124	G	C4-C5-N7	-5.20	108.72	110.80
50	8	109	A	C5-C6-N1	5.20	120.30	117.70
48	5	2772	C	P-O3'-C3'	5.20	125.94	119.70
46	t	58	GLN	CB-CA-C	-5.20	100.00	110.40
48	5	437	G	C5-C6-O6	-5.20	125.48	128.60
48	5	972	A	C5-N7-C8	5.20	106.50	103.90

Continued on next page...

Continued from previous page...

Mol	Chain	Res	Type	Atoms	Z	Observed(°)	Ideal(°)
48	5	1116	G	C5-C6-N1	-5.20	108.90	111.50
48	5	1872	C	N1-C2-N3	5.20	122.84	119.20
48	5	2163	C	N3-C4-C5	5.20	123.98	121.90
48	5	2375	G	C5-N7-C8	-5.20	101.70	104.30
48	5	2584	G	N7-C8-N9	5.20	115.70	113.10
48	5	3302	U	C5-C6-N1	-5.20	120.10	122.70
50	8	147	U	C2-N3-C4	-5.20	123.88	127.00
48	5	376	G	N3-C4-C5	-5.20	126.00	128.60
48	5	861	C	N3-C4-N4	5.20	121.64	118.00
48	5	1310	G	C5-C6-N1	5.20	114.10	111.50
48	5	1704	A	C8-N9-C4	5.20	107.88	105.80
48	5	1942	U	C4-C5-C6	5.20	122.82	119.70
48	5	2364	G	C4-C5-N7	-5.20	108.72	110.80
48	5	3094	A	C5-N7-C8	5.20	106.50	103.90
48	5	3335	A	C5-N7-C8	-5.20	101.30	103.90
48	5	928	C	C2-N3-C4	-5.20	117.30	119.90
48	5	968	G	C6-N1-C2	5.20	128.22	125.10
48	5	2246	G	C6-C5-N7	5.20	133.52	130.40
48	5	2721	A	C5-C6-N1	5.20	120.30	117.70
48	5	333	G	C2-N3-C4	-5.19	109.30	111.90
48	5	3075	G	C5-N7-C8	5.19	106.90	104.30
48	5	3339	A	N1-C6-N6	5.19	121.72	118.60
50	8	95	G	N3-C4-N9	-5.19	122.88	126.00
15	O	16[B]	LEU	O-C-N	-5.19	114.37	123.20
31	e	33	ARG	NE-CZ-NH2	-5.19	117.70	120.30
3	C	98	ARG	NE-CZ-NH2	-5.19	117.70	120.30
48	5	1833	G	C5-C6-O6	5.19	131.72	128.60
48	5	75	G	C5-C6-N1	5.19	114.09	111.50
48	5	418	A	C4-C5-C6	5.19	119.59	117.00
48	5	580	C	N1-C2-N3	5.19	122.83	119.20
48	5	809	G	C8-N9-C4	5.19	108.47	106.40
48	5	2930	A	N1-C2-N3	-5.19	126.71	129.30
48	5	3106	A	C8-N9-C4	-5.19	103.72	105.80
49	7	1	G	C4-C5-N7	5.19	112.88	110.80
49	7	89	G	C5-C6-N1	5.19	114.09	111.50
50	8	12	A	C8-N9-C4	-5.19	103.72	105.80
50	8	77	A	C2-N3-C4	-5.19	108.01	110.60
48	5	802	C	N3-C2-O2	-5.18	118.27	121.90
48	5	1205	A	C5-N7-C8	-5.18	101.31	103.90
48	5	2142	A	C5-C6-N6	-5.18	119.55	123.70
48	5	2851	A	C2-N3-C4	-5.18	108.01	110.60
48	5	3387	U	N3-C2-O2	-5.18	118.57	122.20

Continued on next page...

Continued from previous page...

Mol	Chain	Res	Type	Atoms	Z	Observed(°)	Ideal(°)
48	5	3028	G	N1-C2-N2	-5.18	111.54	116.20
48	5	3107	U	N3-C4-O4	-5.18	115.77	119.40
49	7	13	A	C8-N9-C4	-5.18	103.73	105.80
49	7	40	C	C2-N3-C4	-5.18	117.31	119.90
50	8	14	C	N1-C2-O2	-5.18	115.79	118.90
48	5	817	A	N9-C4-C5	5.18	107.87	105.80
48	5	2737	C	N1-C2-O2	-5.18	115.79	118.90
48	5	1324	U	N3-C2-O2	-5.18	118.58	122.20
48	5	2135	U	N3-C4-C5	5.18	117.71	114.60
48	5	2272	G	O4'-C1'-N9	5.18	112.34	108.20
49	7	88	G	N9-C4-C5	5.18	107.47	105.40
3	C	230	VAL	CB-CA-C	-5.18	101.56	111.40
27	a	14	HIS	N-CA-C	-5.18	97.02	111.00
48	5	284	A	N1-C6-N6	-5.18	115.49	118.60
48	5	329	U	C6-N1-C2	5.18	124.11	121.00
48	5	1242	G	C8-N9-C1'	-5.18	120.27	127.00
48	5	1851	G	C4-N9-C1'	5.18	133.23	126.50
48	5	2560	C	N1-C2-O2	5.18	122.01	118.90
48	5	2858	U	C2-N1-C1'	5.18	123.91	117.70
48	5	3186	A	N7-C8-N9	5.18	116.39	113.80
15	O	104[B]	ILE	CA-C-N	-5.17	105.82	117.20
48	5	1485	G	N9-C4-C5	5.17	107.47	105.40
48	5	2352	A	C5-N7-C8	5.17	106.49	103.90
48	5	2960	C	C2-N3-C4	-5.17	117.31	119.90
50	8	51	G	N3-C2-N2	-5.17	116.28	119.90
48	5	114	A	C5-C6-N1	-5.17	115.11	117.70
48	5	1805	C	C6-N1-C2	5.17	122.37	120.30
48	5	2245	C	N1-C2-N3	5.17	122.82	119.20
48	5	3019	U	C5-C6-N1	-5.17	120.11	122.70
50	8	23	U	N3-C2-O2	-5.17	118.58	122.20
43	q	70	LEU	CA-CB-CG	5.17	127.19	115.30
48	5	2526	C	C6-N1-C1'	-5.17	114.59	120.80
48	5	318	A	N1-C2-N3	-5.17	126.72	129.30
48	5	934	G	C8-N9-C1'	-5.17	120.28	127.00
48	5	1714	A	C2-N3-C4	-5.17	108.02	110.60
48	5	432	G	N3-C2-N2	5.17	123.52	119.90
48	5	943	U	C2-N3-C4	-5.17	123.90	127.00
48	5	973	A	C6-N1-C2	-5.17	115.50	118.60
48	5	1305	U	C5-C6-N1	-5.17	120.12	122.70
49	7	57	G	C5-C6-O6	5.17	131.70	128.60
48	5	872	U	N3-C4-O4	-5.17	115.78	119.40
48	5	1241	U	C5-C6-N1	5.17	125.28	122.70

Continued on next page...

Continued from previous page...

Mol	Chain	Res	Type	Atoms	Z	Observed(°)	Ideal(°)
48	5	1325	U	N1-C2-N3	5.17	118.00	114.90
48	5	1604	G	N3-C4-C5	-5.17	126.02	128.60
19	S	167	ARG	NE-CZ-NH1	5.16	122.88	120.30
48	5	1100	U	C6-N1-C2	5.16	124.10	121.00
48	5	1312	C	C6-N1-C1'	5.16	127.00	120.80
48	5	1445	U	N3-C2-O2	5.16	125.81	122.20
48	5	2378	C	C2-N3-C4	5.16	122.48	119.90
48	5	1834	U	C5-C6-N1	-5.16	120.12	122.70
48	5	340	C	N3-C2-O2	-5.16	118.29	121.90
48	5	523	A	N1-C6-N6	-5.16	115.50	118.60
48	5	911	C	C5-C4-N4	-5.16	116.59	120.20
48	5	1412	G	N3-C2-N2	-5.16	116.29	119.90
48	5	1603	A	C4-C5-C6	5.16	119.58	117.00
48	5	1938	U	N3-C4-C5	5.16	117.70	114.60
48	5	2351	U	N1-C2-O2	5.16	126.41	122.80
48	5	2877	G	C5-C6-O6	5.16	131.70	128.60
48	5	2941	A	C8-N9-C4	5.16	107.86	105.80
49	7	75	G	N3-C2-N2	-5.16	116.29	119.90
50	8	32	C	N3-C2-O2	5.16	125.51	121.90
48	5	341	G	N3-C2-N2	-5.16	116.29	119.90
48	5	919	U	C5-C4-O4	-5.16	122.81	125.90
48	5	1114	U	C2-N3-C4	-5.16	123.91	127.00
48	5	1876	U	C6-N1-C2	-5.16	117.91	121.00
48	5	2635	A	C8-N9-C4	-5.16	103.74	105.80
48	5	1513	G	N1-C6-O6	-5.16	116.81	119.90
48	5	1516	C	C4-C5-C6	5.16	119.98	117.40
48	5	1901	A	N1-C6-N6	5.16	121.69	118.60
48	5	2884	C	N3-C4-N4	5.16	121.61	118.00
49	7	90	U	C2-N3-C4	-5.16	123.91	127.00
46	t	51	HIS	CB-CA-C	-5.16	100.09	110.40
48	5	39	A	N3-C4-C5	-5.16	123.19	126.80
48	5	374	A	N9-C4-C5	5.16	107.86	105.80
48	5	1603	A	C5-C6-N1	-5.16	115.12	117.70
48	5	2632	G	C6-N1-C2	5.15	128.19	125.10
48	5	3173	G	C6-N1-C2	-5.15	122.01	125.10
46	t	551	GLN	CB-CA-C	-5.15	100.09	110.40
48	5	784	A	C4-C5-N7	5.15	113.28	110.70
48	5	1114	U	C5-C4-O4	-5.15	122.81	125.90
48	5	2112	U	N1-C2-N3	5.15	117.99	114.90
48	5	2207	A	C5-C6-N1	-5.15	115.12	117.70
48	5	3132	C	C6-N1-C2	5.15	122.36	120.30
50	8	95	G	N3-C4-C5	5.15	131.18	128.60

Continued on next page...

Continued from previous page...

Mol	Chain	Res	Type	Atoms	Z	Observed(°)	Ideal(°)
16	P	23	ARG	NE-CZ-NH1	5.15	122.88	120.30
48	5	958	C	C6-N1-C2	5.15	122.36	120.30
48	5	2305	G	N3-C4-N9	5.15	129.09	126.00
49	7	35	C	N3-C4-C5	5.15	123.96	121.90
48	5	2833	A	C6-C5-N7	5.15	135.90	132.30
48	5	84	U	N3-C4-O4	5.15	123.00	119.40
48	5	863	C	C5-C4-N4	5.15	123.80	120.20
48	5	1733	G	C6-C5-N7	-5.15	127.31	130.40
48	5	35	A	N1-C2-N3	5.14	131.87	129.30
48	5	1147	G	C5-C6-O6	5.14	131.69	128.60
48	5	2128	C	C6-N1-C2	-5.14	118.24	120.30
48	5	3074	G	N1-C2-N2	-5.14	111.57	116.20
48	5	1468	A	N7-C8-N9	5.14	116.37	113.80
48	5	1543	G	N1-C6-O6	-5.14	116.81	119.90
48	5	2422	C	N3-C4-C5	5.14	123.96	121.90
48	5	3309	G	C8-N9-C4	-5.14	104.34	106.40
48	5	367	A	C6-N1-C2	5.14	121.68	118.60
48	5	815	G	N3-C4-C5	-5.14	126.03	128.60
48	5	884	A	C8-N9-C1'	5.14	136.95	127.70
48	5	985	U	C6-N1-C2	5.14	124.08	121.00
48	5	3101	G	N3-C2-N2	5.14	123.50	119.90
48	5	367	A	C2-N3-C4	-5.14	108.03	110.60
48	5	2193	U	N1-C2-N3	5.14	117.98	114.90
48	5	2215	A	N1-C6-N6	5.14	121.68	118.60
48	5	2881	C	N1-C2-N3	5.14	122.80	119.20
48	5	3197	G	N3-C4-C5	5.14	131.17	128.60
50	8	8	C	N1-C2-N3	5.14	122.80	119.20
48	5	3202	G	C5-C6-O6	5.14	131.68	128.60
49	7	35	C	C6-N1-C2	5.14	122.36	120.30
48	5	926	A	C4-C5-C6	-5.14	114.43	117.00
48	5	1138	U	N3-C4-O4	-5.14	115.80	119.40
48	5	2293	C	N3-C2-O2	-5.14	118.30	121.90
48	5	2303	A	C5-C6-N1	5.14	120.27	117.70
48	5	2804	A	C2-N3-C4	-5.14	108.03	110.60
48	5	2945	G	C5-C6-O6	-5.14	125.52	128.60
49	7	1	G	N7-C8-N9	5.14	115.67	113.10
6	F	232	ARG	NE-CZ-NH1	-5.13	117.73	120.30
48	5	622	A	C4-C5-N7	5.13	113.27	110.70
48	5	2122	G	N7-C8-N9	-5.13	110.53	113.10
48	5	2634	U	N3-C4-O4	5.13	122.99	119.40
49	7	88	G	N1-C6-O6	-5.13	116.82	119.90
48	5	66	A	N7-C8-N9	-5.13	111.23	113.80

Continued on next page...

Continued from previous page...

Mol	Chain	Res	Type	Atoms	Z	Observed(°)	Ideal(°)
48	5	949	C	N1-C2-N3	5.13	122.79	119.20
48	5	1938	U	C6-N1-C2	5.13	124.08	121.00
48	5	95	A	C5-C6-N1	5.13	120.27	117.70
48	5	391	A	C8-N9-C4	5.13	107.85	105.80
48	5	881	C	C5-C6-N1	5.13	123.57	121.00
48	5	902	G	N7-C8-N9	-5.13	110.53	113.10
48	5	2280	A	C5-N7-C8	-5.13	101.33	103.90
48	5	2831	G	C2-N3-C4	5.13	114.47	111.90
48	5	2848	G	C4-N9-C1'	5.13	133.17	126.50
48	5	3333	G	C4-C5-N7	5.13	112.85	110.80
48	5	3100	U	N3-C2-O2	-5.13	118.61	122.20
10	J	10	ARG	NE-CZ-NH2	-5.13	117.74	120.30
48	5	1788	C	C6-N1-C2	-5.13	118.25	120.30
48	5	2386	A	C4-C5-N7	5.13	113.26	110.70
48	5	2549	G	C8-N9-C1'	-5.13	120.33	127.00
48	5	2565	U	C6-N1-C2	-5.13	117.92	121.00
46	t	384	LYS	CB-CA-C	-5.13	100.14	110.40
48	5	284	A	C8-N9-C4	-5.13	103.75	105.80
48	5	582	G	C4-C5-N7	-5.13	108.75	110.80
48	5	840	C	C4-C5-C6	5.12	119.96	117.40
48	5	2550	U	N3-C2-O2	-5.12	118.61	122.20
46	t	530	LYS	N-CA-CB	5.12	119.82	110.60
48	5	1303	A	N7-C8-N9	-5.12	111.24	113.80
48	5	2364	G	C6-N1-C2	-5.12	122.03	125.10
48	5	2366	C	C2-N3-C4	5.12	122.46	119.90
48	5	2396	G	C4-C5-N7	-5.12	108.75	110.80
49	7	77	G	C6-C5-N7	-5.12	127.33	130.40
50	8	100	U	C6-N1-C1'	-5.12	114.03	121.20
48	5	1137	C	N3-C4-N4	5.12	121.59	118.00
48	5	2145	A	N3-C4-C5	-5.12	123.22	126.80
48	5	2913	C	N3-C2-O2	-5.12	118.32	121.90
48	5	887	G	N1-C2-N2	-5.12	111.59	116.20
48	5	893	C	N3-C2-O2	5.12	125.48	121.90
48	5	2820	A	N3-C4-C5	-5.12	123.22	126.80
48	5	2988	C	C5-C4-N4	5.12	123.78	120.20
48	5	3180	A	C6-N1-C2	-5.12	115.53	118.60
50	8	47	C	N3-C2-O2	-5.12	118.32	121.90
48	5	2897	A	N7-C8-N9	-5.12	111.24	113.80
48	5	102	C	N1-C2-O2	-5.12	115.83	118.90
48	5	1303	A	C8-N9-C4	5.12	107.85	105.80
48	5	2866	U	N1-C2-N3	5.12	117.97	114.90
48	5	3137	C	N3-C4-N4	-5.12	114.42	118.00

Continued on next page...

Continued from previous page...

Mol	Chain	Res	Type	Atoms	Z	Observed(°)	Ideal(°)
48	5	3173	G	N3-C4-N9	5.12	129.07	126.00
48	5	3018	C	C6-N1-C2	-5.11	118.25	120.30
48	5	3048	A	C5-C6-N1	5.11	120.26	117.70
48	5	3255	U	N3-C4-C5	5.11	117.67	114.60
23	W	39	LEU	CA-CB-CG	5.11	127.06	115.30
48	5	1828	A	C2-N3-C4	-5.11	108.04	110.60
48	5	2716	U	C5-C4-O4	5.11	128.97	125.90
48	5	3030	G	C5-C6-N1	-5.11	108.94	111.50
1	A	242	ARG	NE-CZ-NH2	-5.11	117.75	120.30
3	C	60	THR	CB-CA-C	-5.11	97.80	111.60
14	N	172	ARG	NE-CZ-NH1	-5.11	117.74	120.30
48	5	149	U	N3-C2-O2	-5.11	118.62	122.20
48	5	860	G	N3-C4-C5	-5.11	126.05	128.60
48	5	2371	G	N1-C2-N2	-5.11	111.60	116.20
48	5	3386	G	N1-C2-N3	5.11	126.97	123.90
48	5	98	G	C5-C6-O6	-5.11	125.53	128.60
48	5	1845	G	C8-N9-C4	5.11	108.44	106.40
48	5	1932	A	N1-C2-N3	5.11	131.85	129.30
48	5	2198	A	C8-N9-C4	5.11	107.84	105.80
48	5	2278	C	P-O3'-C3'	5.11	125.83	119.70
48	5	583	G	C8-N9-C4	5.11	108.44	106.40
48	5	943	U	C6-N1-C2	5.11	124.06	121.00
48	5	1906	G	C5-C6-O6	-5.11	125.53	128.60
48	5	1938	U	C2-N3-C4	-5.11	123.94	127.00
48	5	3010	U	N1-C2-O2	5.11	126.38	122.80
48	5	1637	A	N1-C6-N6	-5.11	115.54	118.60
48	5	2623	G	N3-C4-N9	5.11	129.06	126.00
48	5	3378	C	N3-C4-N4	-5.11	114.43	118.00
49	7	116	C	C6-N1-C2	5.11	122.34	120.30
48	5	1077	U	N1-C2-O2	-5.10	119.23	122.80
48	5	2691	A	N1-C2-N3	5.10	131.85	129.30
48	5	672	A	C5-C6-N6	-5.10	119.62	123.70
48	5	1633	C	N3-C4-C5	-5.10	119.86	121.90
48	5	2235	C	C6-N1-C2	5.10	122.34	120.30
48	5	2633	U	C2-N3-C4	-5.10	123.94	127.00
48	5	880	G	C6-N1-C2	-5.10	122.04	125.10
48	5	1313	G	C8-N9-C4	-5.10	104.36	106.40
48	5	2309	A	N1-C6-N6	5.10	121.66	118.60
49	7	120	C	C5-C6-N1	-5.10	118.45	121.00
48	5	912	G	N9-C4-C5	-5.10	103.36	105.40
48	5	2271	A	C5-C6-N6	5.10	127.78	123.70
48	5	2344	U	N1-C2-O2	-5.10	119.23	122.80

Continued on next page...

Continued from previous page...

Mol	Chain	Res	Type	Atoms	Z	Observed(°)	Ideal(°)
48	5	2614	G	C2-N3-C4	-5.10	109.35	111.90
48	5	2706	G	N1-C6-O6	-5.10	116.84	119.90
49	7	79	A	C8-N9-C4	-5.10	103.76	105.80
48	5	2600	C	C2-N1-C1'	5.10	124.41	118.80
48	5	2745	G	C5-C6-N1	5.10	114.05	111.50
48	5	1316	C	C5-C6-N1	5.09	123.55	121.00
48	5	1607	U	N3-C4-O4	-5.09	115.83	119.40
48	5	2317	A	C5-N7-C8	-5.09	101.35	103.90
48	5	3127	A	C5-C6-N6	5.09	127.78	123.70
48	5	1192	C	N3-C2-O2	-5.09	118.33	121.90
48	5	1822	C	C6-N1-C2	5.09	122.34	120.30
48	5	3215	A	N9-C4-C5	-5.09	103.76	105.80
48	5	436	A	N1-C2-N3	5.09	131.85	129.30
48	5	2167	A	N3-C4-C5	-5.09	123.24	126.80
48	5	2340	U	N3-C2-O2	-5.09	118.64	122.20
50	8	24	G	C5-C6-O6	5.09	131.66	128.60
48	5	959	C	N3-C4-C5	5.09	123.94	121.90
48	5	1451	C	C6-N1-C2	5.09	122.34	120.30
48	5	2857	C	C2-N3-C4	-5.09	117.36	119.90
49	7	83	U	C6-N1-C1'	5.09	128.32	121.20
48	5	1851	G	C8-N9-C1'	-5.09	120.39	127.00
48	5	982	C	C4-C5-C6	-5.09	114.86	117.40
48	5	1456	A	C2-N3-C4	-5.09	108.06	110.60
48	5	3191	G	N7-C8-N9	-5.09	110.56	113.10
48	5	3212	C	N1-C2-N3	5.09	122.76	119.20
49	7	41	G	C5-C6-N1	5.09	114.04	111.50
48	5	421	G	C5-C6-N1	5.08	114.04	111.50
48	5	2263	C	N3-C2-O2	-5.08	118.34	121.90
48	5	3107	U	N1-C2-O2	5.08	126.36	122.80
48	5	965	A	C5-C6-N1	5.08	120.24	117.70
48	5	2674	A	N7-C8-N9	-5.08	111.26	113.80
48	5	3066	U	N1-C2-O2	5.08	126.36	122.80
48	5	3318	G	C5-C6-O6	5.08	131.65	128.60
48	5	2883	U	N1-C2-N3	5.08	117.95	114.90
48	5	3056	U	N1-C2-O2	-5.08	119.24	122.80
48	5	3195	U	N1-C2-O2	5.08	126.36	122.80
48	5	3211	C	C6-N1-C2	5.08	122.33	120.30
48	5	1004	U	N1-C2-N3	-5.08	111.85	114.90
48	5	813	G	C4-N9-C1'	5.08	133.10	126.50
48	5	1144	U	N3-C2-O2	-5.08	118.64	122.20
48	5	1301	A	C6-C5-N7	-5.08	128.75	132.30
48	5	1445	U	C6-N1-C2	5.08	124.05	121.00

Continued on next page...

Continued from previous page...

Mol	Chain	Res	Type	Atoms	Z	Observed(°)	Ideal(°)
48	5	1481	A	C4-C5-C6	5.08	119.54	117.00
48	5	2122	G	N1-C6-O6	-5.08	116.85	119.90
48	5	2731	U	N1-C2-N3	5.08	117.95	114.90
48	5	2202	C	C6-N1-C2	5.08	122.33	120.30
48	5	3241	G	N1-C6-O6	5.08	122.95	119.90
46	t	216	SER	N-CA-CB	-5.08	102.89	110.50
48	5	880	G	C8-N9-C4	5.08	108.43	106.40
48	5	940	G	C5-C6-N1	5.08	114.04	111.50
48	5	2136	C	C2-N3-C4	-5.08	117.36	119.90
48	5	2531	C	N3-C2-O2	-5.08	118.35	121.90
48	5	2593	A	P-O3'-C3'	5.08	125.79	119.70
48	5	3130	A	C4-C5-C6	5.08	119.54	117.00
48	5	3273	A	C5-N7-C8	-5.08	101.36	103.90
48	5	874	U	C2-N1-C1'	-5.07	111.61	117.70
48	5	1049	C	C6-N1-C2	-5.07	118.27	120.30
48	5	2857	C	C5-C6-N1	-5.07	118.46	121.00
48	5	3218	A	N3-C4-N9	-5.07	123.34	127.40
6	F	177	GLY	N-CA-C	-5.07	100.42	113.10
48	5	2974	U	C5-C6-N1	-5.07	120.16	122.70
48	5	1458	U	C5-C4-O4	-5.07	122.86	125.90
48	5	2280	A	N3-C4-C5	5.07	130.35	126.80
48	5	2371	G	N7-C8-N9	-5.07	110.56	113.10
48	5	1813	A	C8-N9-C4	-5.07	103.77	105.80
48	5	2392	C	C2-N1-C1'	-5.07	113.23	118.80
48	5	2407	C	N3-C2-O2	5.07	125.45	121.90
48	5	183	G	C3'-C2'-C1'	-5.07	97.45	101.50
48	5	1660	C	N1-C2-N3	5.07	122.75	119.20
48	5	2386	A	N1-C6-N6	5.07	121.64	118.60
48	5	2541	U	N1-C2-O2	5.07	126.35	122.80
48	5	2693	C	N3-C4-N4	-5.07	114.45	118.00
48	5	2696	A	C5-C6-N6	5.07	127.75	123.70
48	5	2847	A	C5-C6-N6	5.07	127.75	123.70
48	5	3246	G	C5-C6-O6	-5.07	125.56	128.60
48	5	2284	C	C2-N1-C1'	5.06	124.37	118.80
48	5	1473	G	C8-N9-C4	5.06	108.42	106.40
48	5	2731	U	C5-C6-N1	-5.06	120.17	122.70
49	7	20	A	N1-C6-N6	5.06	121.64	118.60
48	5	434	U	N1-C2-O2	5.06	126.34	122.80
48	5	2848	G	C8-N9-C4	-5.06	104.38	106.40
48	5	323	A	N1-C2-N3	5.06	131.83	129.30
48	5	356	C	C6-N1-C2	5.06	122.32	120.30
48	5	951	A	N1-C2-N3	-5.06	126.77	129.30

Continued on next page...

Continued from previous page...

Mol	Chain	Res	Type	Atoms	Z	Observed(°)	Ideal(°)
48	5	1377	G	C8-N9-C4	-5.06	104.38	106.40
48	5	2758	A	N1-C6-N6	-5.06	115.56	118.60
48	5	3259	U	N1-C2-N3	5.06	117.94	114.90
48	5	3266	G	N3-C4-N9	-5.06	122.97	126.00
48	5	1040	A	C2-N3-C4	-5.06	108.07	110.60
48	5	2647	A	N1-C2-N3	5.06	131.83	129.30
49	7	26	C	N1-C2-N3	5.06	122.74	119.20
50	8	17	A	C6-C5-N7	-5.06	128.76	132.30
48	5	1193	A	C8-N9-C4	-5.06	103.78	105.80
48	5	2620	G	C4-C5-C6	-5.06	115.77	118.80
48	5	524	U	C2-N3-C4	-5.05	123.97	127.00
48	5	802	C	N1-C2-N3	5.05	122.74	119.20
48	5	1872	C	C2-N3-C4	-5.05	117.37	119.90
48	5	2290	C	N1-C2-O2	-5.05	115.87	118.90
48	5	2353	G	N3-C4-C5	-5.05	126.07	128.60
48	5	2369	G	N3-C4-N9	5.05	129.03	126.00
48	5	2393	G	N7-C8-N9	-5.05	110.57	113.10
48	5	2754	G	N3-C4-C5	-5.05	126.07	128.60
48	5	3217	C	C2-N1-C1'	-5.05	113.24	118.80
48	5	110	G	C5-C6-N1	5.05	114.03	111.50
48	5	2283	G	C8-N9-C4	5.05	108.42	106.40
48	5	2748	A	C5-C6-N1	5.05	120.22	117.70
48	5	3049	A	N1-C6-N6	5.05	121.63	118.60
50	8	138	A	C4-C5-C6	5.05	119.53	117.00
48	5	1314	C	C4-C5-C6	5.05	119.92	117.40
48	5	2169	G	N9-C4-C5	5.05	107.42	105.40
48	5	2343	C	N1-C2-O2	-5.05	115.87	118.90
48	5	2830	G	C8-N9-C4	-5.05	104.38	106.40
48	5	2958	A	C4-N9-C1'	-5.05	117.21	126.30
48	5	2805	G	C5-C6-N1	5.05	114.02	111.50
48	5	2430	A	C4-C5-C6	5.05	119.52	117.00
48	5	2742	C	C2-N3-C4	-5.05	117.38	119.90
48	5	2810	C	C2-N3-C4	-5.05	117.38	119.90
48	5	2931	C	N1-C2-O2	-5.05	115.87	118.90
48	5	1182	A	C5-C6-N1	5.04	120.22	117.70
48	5	3294	A	C5-C6-N6	5.04	127.74	123.70
48	5	917	A	C4-C5-C6	5.04	119.52	117.00
48	5	2280	A	C8-N9-C4	5.04	107.82	105.80
48	5	3039	C	C5-C6-N1	5.04	123.52	121.00
48	5	3377	G	C6-C5-N7	-5.04	127.37	130.40
48	5	979	U	C5-C6-N1	5.04	125.22	122.70
48	5	1338	C	N1-C2-O2	-5.04	115.88	118.90

Continued on next page...

Continued from previous page...

Mol	Chain	Res	Type	Atoms	Z	Observed(°)	Ideal(°)
48	5	2906	C	C6-N1-C2	-5.04	118.28	120.30
17	Q	3	ILE	CB-CA-C	-5.04	101.52	111.60
48	5	141	C	C5-C6-N1	5.04	123.52	121.00
48	5	392	G	N1-C6-O6	5.04	122.92	119.90
48	5	1013	G	N3-C4-C5	-5.04	126.08	128.60
48	5	2832	C	N3-C4-C5	5.04	123.92	121.90
48	5	3189	G	C8-N9-C4	5.04	108.42	106.40
48	5	3310	A	C5-N7-C8	5.04	106.42	103.90
48	5	667	C	C5-C6-N1	-5.04	118.48	121.00
48	5	587	U	C6-N1-C2	5.04	124.02	121.00
48	5	2124	G	N7-C8-N9	-5.04	110.58	113.10
48	5	2326	A	C5-C6-N1	5.04	120.22	117.70
48	5	2919	A	C5-C6-N6	5.04	127.73	123.70
48	5	282	G	P-O3'-C3'	5.03	125.74	119.70
48	5	956	U	C5-C6-N1	-5.03	120.18	122.70
48	5	2774	C	N3-C4-N4	5.03	121.52	118.00
48	5	2808	A	C4-C5-N7	5.03	113.22	110.70
50	8	99	C	C2-N3-C4	-5.03	117.38	119.90
48	5	41	G	N1-C2-N2	5.03	120.73	116.20
48	5	1178	G	N3-C2-N2	-5.03	116.38	119.90
48	5	2179	C	N3-C2-O2	5.03	125.42	121.90
48	5	2407	C	N3-C4-N4	5.03	121.52	118.00
48	5	2813	A	C5-C6-N6	5.03	127.72	123.70
50	8	76	C	C2-N1-C1'	-5.03	113.27	118.80
48	5	356	C	C2-N3-C4	-5.03	117.39	119.90
48	5	627	U	N3-C2-O2	-5.03	118.68	122.20
48	5	940	G	C2-N3-C4	5.03	114.42	111.90
48	5	979	U	N1-C2-N3	-5.03	111.88	114.90
48	5	1804	A	N1-C6-N6	5.03	121.62	118.60
48	5	1887	A	C6-C5-N7	-5.03	128.78	132.30
48	5	2639	G	N3-C4-N9	5.03	129.02	126.00
48	5	3048	A	C5-C6-N6	-5.03	119.68	123.70
48	5	3209	A	O4'-C1'-N9	5.03	112.22	108.20
48	5	3313	U	N1-C2-N3	5.03	117.92	114.90
50	8	40	A	N7-C8-N9	5.03	116.31	113.80
48	5	390	G	C8-N9-C4	5.03	108.41	106.40
48	5	1482	A	C8-N9-C4	-5.03	103.79	105.80
48	5	2235	C	N1-C2-N3	-5.03	115.68	119.20
48	5	112	U	N3-C4-O4	5.03	122.92	119.40
48	5	536	U	C5-C6-N1	-5.03	120.19	122.70
48	5	2701	U	N3-C4-O4	5.03	122.92	119.40
50	8	79	A	N1-C6-N6	5.03	121.62	118.60

Continued on next page...

Continued from previous page...

Mol	Chain	Res	Type	Atoms	Z	Observed(°)	Ideal(°)
48	5	613	G	C4-C5-N7	-5.03	108.79	110.80
48	5	2944	U	N1-C2-O2	5.02	126.32	122.80
22	V	87	ARG	NE-CZ-NH2	-5.02	117.79	120.30
31	e	111	ARG	NE-CZ-NH2	-5.02	117.79	120.30
36	j	5	THR	C-N-CD	5.02	138.94	128.40
48	5	530	G	N9-C4-C5	5.02	107.41	105.40
48	5	1365	G	N3-C4-N9	5.02	129.01	126.00
48	5	2361	A	C4-C5-N7	-5.02	108.19	110.70
18	R	97	ARG	NE-CZ-NH1	-5.02	117.79	120.30
48	5	1348	U	C5-C6-N1	5.02	125.21	122.70
48	5	1432	C	N3-C2-O2	-5.02	118.39	121.90
48	5	1461	A	C8-N9-C4	5.02	107.81	105.80
48	5	1524	A	C4-C5-C6	5.02	119.51	117.00
48	5	2697	A	N1-C6-N6	-5.02	115.59	118.60
48	5	270	U	N1-C2-O2	5.02	126.31	122.80
48	5	1100	U	C5-C4-O4	-5.02	122.89	125.90
48	5	1314	C	C5-C6-N1	-5.02	118.49	121.00
48	5	1838	G	C5-N7-C8	5.02	106.81	104.30
48	5	2177	G	C5-C6-N1	5.02	114.01	111.50
48	5	2271	A	C5-N7-C8	5.02	106.41	103.90
48	5	2392	C	N1-C2-N3	5.02	122.71	119.20
48	5	2753	G	C8-N9-C4	-5.02	104.39	106.40
48	5	3028	G	N9-C4-C5	-5.02	103.39	105.40
48	5	3087	A	C8-N9-C4	-5.02	103.79	105.80
48	5	2518	C	C4-C5-C6	5.02	119.91	117.40
48	5	952	A	C4-C5-N7	5.01	113.21	110.70
48	5	1870	C	C6-N1-C2	-5.01	118.29	120.30
48	5	2808	A	C8-N9-C1'	-5.01	118.67	127.70
48	5	2965	U	C5-C6-N1	-5.01	120.19	122.70
48	5	3241	G	C6-C5-N7	-5.01	127.39	130.40
50	8	25	G	N3-C2-N2	5.01	123.41	119.90
48	5	1704	A	C2-N3-C4	-5.01	108.09	110.60
49	7	41	G	C5-C6-O6	-5.01	125.59	128.60
48	5	1339	C	C2-N3-C4	-5.01	117.39	119.90
48	5	1412	G	N9-C4-C5	5.01	107.41	105.40
48	5	2353	G	C4-C5-N7	5.01	112.81	110.80
48	5	2434	U	N1-C2-N3	5.01	117.91	114.90
48	5	2935	U	N1-C2-O2	5.01	126.31	122.80
48	5	125	C	N3-C2-O2	-5.01	118.39	121.90
48	5	656	A	N7-C8-N9	-5.01	111.30	113.80
48	5	2655	U	C2-N3-C4	-5.01	124.00	127.00
48	5	3145	C	C5-C4-N4	-5.01	116.69	120.20

Continued on next page...

Continued from previous page...

Mol	Chain	Res	Type	Atoms	Z	Observed(°)	Ideal(°)
50	8	26	U	C4-C5-C6	5.01	122.71	119.70
50	8	31	G	C5-N7-C8	5.01	106.80	104.30
48	5	820	A	N1-C2-N3	5.01	131.80	129.30
48	5	883	A	C8-N9-C4	5.01	107.80	105.80
48	5	3191	G	C5-N7-C8	5.01	106.80	104.30
48	5	609	G	C8-N9-C4	-5.01	104.40	106.40
48	5	1484	U	N3-C4-C5	5.01	117.60	114.60
48	5	1660	C	C2-N3-C4	-5.01	117.40	119.90
48	5	2352	A	C4-C5-C6	5.01	119.50	117.00
48	5	2960	C	N3-C4-N4	-5.01	114.50	118.00
50	8	88	A	N1-C6-N6	5.01	121.60	118.60
48	5	628	A	C5-C6-N1	5.00	120.20	117.70
48	5	2386	A	N7-C8-N9	5.00	116.30	113.80
48	5	433	A	C8-N9-C4	5.00	107.80	105.80
48	5	524	U	C5-C6-N1	-5.00	120.20	122.70
48	5	927	C	C4-C5-C6	-5.00	114.90	117.40
2	B	26	ARG	NE-CZ-NH2	5.00	122.80	120.30
48	5	191	U	C2-N1-C1'	-5.00	111.70	117.70
48	5	1142	G	N3-C2-N2	5.00	123.40	119.90
48	5	2399	A	N1-C6-N6	5.00	121.60	118.60
48	5	2606	G	N1-C2-N2	-5.00	111.70	116.20
48	5	2878	G	C5-C6-N1	5.00	114.00	111.50
48	5	3351	U	N1-C2-O2	5.00	126.30	122.80

There are no chirality outliers.

All (24) planarity outliers are listed below:

Mol	Chain	Res	Type	Group
48	5	2898	G	Sidechain
1	A	143	GLU	Peptide
1	A	211	HIS	Peptide
3	C	91	GLY	Peptide
4	D	271	LYS	Peptide
5	E	129	GLU	Peptide
6	F	192	GLY	Peptide
6	F	226	GLY	Peptide
15	O	110[A]	PRO	Peptide
15	O	68[B]	ARG	Peptide
19	S	133	ALA	Peptide
22	V	41	GLY	Peptide
25	Y	111	LEU	Peptide
26	Z	101	PHE	Peptide

Continued on next page...

Continued from previous page...

Mol	Chain	Res	Type	Group
27	a	26	ARG	Peptide
27	a	66	ALA	Peptide
27	a	75	LEU	Peptide
28	b	19	ASN	Peptide
46	t	15	LYS	Mainchain
46	t	160	ILE	Mainchain
46	t	383	ASP	Mainchain
46	t	48	ASP	Mainchain
46	t	544	ASN	Mainchain
46	t	81	LYS	Mainchain

5.2 Too-close contacts [i](#)

Due to software issues we are unable to calculate clashes - this section is therefore empty.

5.3 Torsion angles [i](#)

5.3.1 Protein backbone [i](#)

In the following table, the Percentiles column shows the percent Ramachandran outliers of the chain as a percentile score with respect to all PDB entries followed by that with respect to all EM entries.

The Analysed column shows the number of residues for which the backbone conformation was analysed, and the total number of residues.

Mol	Chain	Analysed	Favoured	Allowed	Outliers	Percentiles	
1	A	250/254 (98%)	213 (85%)	30 (12%)	7 (3%)	5	30
2	B	384/387 (99%)	341 (89%)	34 (9%)	9 (2%)	6	34
3	C	359/362 (99%)	306 (85%)	32 (9%)	21 (6%)	1	18
4	D	292/297 (98%)	267 (91%)	19 (6%)	6 (2%)	7	36
5	E	153/176 (87%)	134 (88%)	15 (10%)	4 (3%)	5	31
6	F	221/244 (91%)	201 (91%)	15 (7%)	5 (2%)	6	34
7	G	229/256 (90%)	181 (79%)	27 (12%)	21 (9%)	1	11
8	H	189/191 (99%)	172 (91%)	13 (7%)	4 (2%)	7	36
9	I	209/221 (95%)	175 (84%)	22 (10%)	12 (6%)	1	18
10	J	167/174 (96%)	135 (81%)	19 (11%)	13 (8%)	1	13
12	L	192/199 (96%)	161 (84%)	20 (10%)	11 (6%)	1	18

Continued on next page...

Continued from previous page...

Mol	Chain	Analysed	Favoured	Allowed	Outliers	Percentiles	
13	M	135/138 (98%)	124 (92%)	10 (7%)	1 (1%)	22	63
14	N	201/204 (98%)	182 (90%)	13 (6%)	6 (3%)	4	28
15	O	352/219 (161%)	324 (92%)	18 (5%)	10 (3%)	5	30
16	P	153/184 (83%)	142 (93%)	9 (6%)	2 (1%)	12	48
17	Q	183/186 (98%)	168 (92%)	9 (5%)	6 (3%)	4	26
18	R	186/189 (98%)	167 (90%)	16 (9%)	3 (2%)	9	44
19	S	170/172 (99%)	163 (96%)	6 (4%)	1 (1%)	25	66
20	T	157/160 (98%)	146 (93%)	9 (6%)	2 (1%)	12	48
21	U	96/121 (79%)	80 (83%)	13 (14%)	3 (3%)	4	27
22	V	134/137 (98%)	124 (92%)	8 (6%)	2 (2%)	10	46
23	W	133/155 (86%)	106 (80%)	19 (14%)	8 (6%)	1	17
24	X	118/142 (83%)	103 (87%)	7 (6%)	8 (7%)	1	15
25	Y	124/127 (98%)	107 (86%)	12 (10%)	5 (4%)	3	23
26	Z	133/136 (98%)	107 (80%)	13 (10%)	13 (10%)	0	10
27	a	146/149 (98%)	123 (84%)	18 (12%)	5 (3%)	3	26
28	b	56/59 (95%)	44 (79%)	7 (12%)	5 (9%)	1	11
29	c	98/105 (93%)	87 (89%)	8 (8%)	3 (3%)	4	27
30	d	107/113 (95%)	88 (82%)	13 (12%)	6 (6%)	2	19
31	e	125/130 (96%)	109 (87%)	10 (8%)	6 (5%)	2	21
32	f	104/107 (97%)	96 (92%)	5 (5%)	3 (3%)	4	29
33	g	110/121 (91%)	93 (84%)	13 (12%)	4 (4%)	3	25
34	h	117/120 (98%)	99 (85%)	14 (12%)	4 (3%)	3	26
35	i	97/100 (97%)	77 (79%)	13 (13%)	7 (7%)	1	14
36	j	85/88 (97%)	75 (88%)	8 (9%)	2 (2%)	6	33
37	k	75/78 (96%)	61 (81%)	10 (13%)	4 (5%)	2	19
38	l	48/51 (94%)	41 (85%)	6 (12%)	1 (2%)	7	36
39	m	50/128 (39%)	48 (96%)	1 (2%)	1 (2%)	7	38
40	n	23/25 (92%)	22 (96%)	0	1 (4%)	2	22
41	o	103/106 (97%)	90 (87%)	11 (11%)	2 (2%)	8	38
42	p	89/92 (97%)	81 (91%)	8 (9%)	0	100	100
43	q	117/312 (38%)	93 (80%)	18 (15%)	6 (5%)	2	19

Continued on next page...

Continued from previous page...

Mol	Chain	Analysed	Favoured	Allowed	Outliers	Percentiles	
46	t	376/614 (61%)	354 (94%)	14 (4%)	8 (2%)	7	36
All	All	6846/7529 (91%)	6010 (88%)	585 (8%)	251 (4%)	6	24

All (251) Ramachandran outliers are listed below:

Mol	Chain	Res	Type
1	A	96	LEU
2	B	129	ALA
2	B	140	ASP
2	B	347	SER
3	C	14	GLU
3	C	15	ALA
3	C	90	PHE
3	C	145	ILE
3	C	302	ALA
3	C	311	HIS
3	C	329	PRO
3	C	330	TYR
3	C	361	HIS
4	D	215	ASP
4	D	260	PHE
5	E	97	ASN
5	E	98	VAL
6	F	158	LYS
7	G	25	PRO
7	G	26	LEU
7	G	34	PHE
7	G	122	LYS
9	I	25	ALA
9	I	82	ARG
9	I	170	LYS
9	I	175	ASN
9	I	187	ALA
10	J	8	PRO
10	J	10	ARG
10	J	12	LEU
10	J	94	ARG
10	J	95	ASN
10	J	108	GLU
10	J	115	LYS
10	J	167	TYR
12	L	47	ALA

Continued on next page...

Continued from previous page...

Mol	Chain	Res	Type
12	L	129	ASN
12	L	134	GLU
12	L	150	PRO
13	M	136	ALA
14	N	49	ARG
14	N	146	ALA
14	N	147	ARG
15	O	110[A]	PRO
15	O	110[B]	PRO
15	O	111[A]	PRO
15	O	111[B]	PRO
15	O	180[A]	SER
15	O	180[B]	SER
15	O	181[A]	ALA
15	O	181[B]	ALA
17	Q	41	ASP
17	Q	99	THR
18	R	35	ALA
19	S	2	ALA
20	T	136	ARG
22	V	42	SER
23	W	26	SER
23	W	71	ARG
23	W	76	VAL
24	X	24	LEU
24	X	25	LYS
24	X	40	LEU
24	X	44	PRO
24	X	45	LYS
25	Y	77	LYS
25	Y	83	ASP
25	Y	84	LYS
25	Y	125	LYS
25	Y	126	LEU
26	Z	5	LEU
26	Z	125	GLY
26	Z	129	TRP
27	a	76	ASP
28	b	21	ILE
28	b	23	LYS
28	b	25	LYS
28	b	39	PHE

Continued on next page...

Continued from previous page...

Mol	Chain	Res	Type
29	c	100	ILE
29	c	104	LEU
30	d	7	VAL
30	d	45	GLY
30	d	84	ASP
31	e	4	LEU
31	e	5	PRO
31	e	27	ARG
32	f	88	ASN
33	g	10	ARG
33	g	100	ILE
34	h	40	SER
34	h	82	ALA
35	i	33	ALA
35	i	63	ASN
35	i	64	SER
35	i	98	ARG
36	j	87	SER
37	k	17	ARG
37	k	18	ALA
38	l	3	ALA
41	o	78	LYS
46	t	62	PRO
46	t	169	ILE
1	A	24	GLN
1	A	194	ASN
2	B	235	THR
2	B	293	ASN
3	C	71	VAL
3	C	190	GLY
3	C	272	VAL
3	C	345	GLU
3	C	353	ALA
4	D	125	VAL
4	D	178	ASN
7	G	81	THR
7	G	121	SER
7	G	188	THR
7	G	203	VAL
7	G	223	ALA
7	G	240	ASN
8	H	144	ILE

Continued on next page...

Continued from previous page...

Mol	Chain	Res	Type
8	H	189	GLU
9	I	220	GLN
10	J	55	ARG
12	L	135	ALA
12	L	141	ALA
14	N	184	LYS
16	P	66	SER
16	P	67	ILE
17	Q	91	ALA
17	Q	167	SER
21	U	49	ASN
21	U	91	ASP
22	V	41	GLY
23	W	63	ILE
23	W	77	LYS
26	Z	17	ARG
26	Z	93	LYS
26	Z	130	PHE
26	Z	134	LEU
27	a	24	LYS
29	c	10	ILE
30	d	83	GLU
31	e	6	HIS
31	e	12	LYS
31	e	124	GLY
32	f	91	ALA
34	h	119	LYS
40	n	23	ARG
43	q	47	GLY
43	q	198	PRO
46	t	61	VAL
46	t	354	ILE
1	A	56	ALA
1	A	144	ASN
1	A	249	SER
2	B	138	ALA
2	B	155	ALA
3	C	146	PRO
4	D	270	LYS
5	E	10	TYR
5	E	32	ALA
7	G	39	ALA

Continued on next page...

Continued from previous page...

Mol	Chain	Res	Type
7	G	123	GLN
7	G	133	LYS
7	G	237	ILE
9	I	83	ASP
9	I	101	LYS
9	I	174	THR
9	I	176	LEU
12	L	101	ARG
12	L	140	SER
14	N	181	ASN
15	O	12[A]	LYS
15	O	12[B]	LYS
21	U	48	GLY
23	W	74	LYS
23	W	134	GLN
24	X	38	LEU
24	X	47	ALA
24	X	55	ASN
26	Z	16	GLY
27	a	47	LYS
30	d	5	LYS
30	d	86	LYS
33	g	79	SER
35	i	34	SER
43	q	33	VAL
46	t	173	THR
46	t	175	PRO
1	A	143	GLU
2	B	333	LYS
3	C	233	LEU
3	C	306	THR
3	C	331	ALA
3	C	342	LYS
4	D	124	GLU
6	F	191	VAL
7	G	206	GLU
8	H	167	VAL
9	I	207	GLU
12	L	60	ALA
12	L	76	THR
14	N	48	ALA
18	R	147	ALA

Continued on next page...

Continued from previous page...

Mol	Chain	Res	Type
23	W	25	ASP
26	Z	34	LYS
26	Z	36	HIS
27	a	121	VAL
33	g	99	LYS
36	j	85	LYS
37	k	8	ILE
37	k	19	ASP
43	q	102	SER
3	C	5	GLN
6	F	229	PHE
7	G	69	LEU
7	G	120	LYS
7	G	124	ASP
8	H	110	LYS
10	J	111	ASP
10	J	153	LYS
12	L	121	SER
17	Q	98	LYS
18	R	183	ALA
20	T	20	ARG
26	Z	7	ALA
27	a	129	PHE
28	b	24	PRO
35	i	9	ILE
39	m	78	ILE
43	q	197	PHE
2	B	187	SER
3	C	328	ASN
6	F	157	ASN
7	G	202	GLU
9	I	204	GLY
10	J	114	ILE
26	Z	29	HIS
34	h	83	LYS
6	F	178	ILE
7	G	190	VAL
43	q	196	VAL
46	t	389	PRO
26	Z	103	GLN
35	i	3	VAL
41	o	31	GLY

Continued on next page...

Continued from previous page...

Mol	Chain	Res	Type
46	t	550	VAL
7	G	73	PRO
10	J	118	PRO
17	Q	42	ALA
32	f	59	VAL

5.3.2 Protein sidechains [i](#)

In the following table, the Percentiles column shows the percent sidechain outliers of the chain as a percentile score with respect to all PDB entries followed by that with respect to all EM entries.

The Analysed column shows the number of residues for which the sidechain conformation was analysed, and the total number of residues.

Mol	Chain	Analysed	Rotameric	Outliers	Percentiles
1	A	192/196 (98%)	154 (80%)	38 (20%)	1 8
2	B	321/323 (99%)	251 (78%)	70 (22%)	1 6
3	C	288/289 (100%)	222 (77%)	66 (23%)	1 4
4	D	243/245 (99%)	196 (81%)	47 (19%)	1 8
5	E	135/153 (88%)	115 (85%)	20 (15%)	3 15
6	F	187/205 (91%)	158 (84%)	29 (16%)	2 14
7	G	177/208 (85%)	138 (78%)	39 (22%)	1 5
8	H	171/171 (100%)	132 (77%)	39 (23%)	1 5
9	I	179/187 (96%)	142 (79%)	37 (21%)	1 6
10	J	147/150 (98%)	114 (78%)	33 (22%)	1 5
12	L	154/159 (97%)	124 (80%)	30 (20%)	1 8
13	M	108/109 (99%)	84 (78%)	24 (22%)	1 6
14	N	175/176 (99%)	143 (82%)	32 (18%)	1 10
15	O	323/179 (180%)	267 (83%)	56 (17%)	2 11
16	P	125/146 (86%)	103 (82%)	22 (18%)	2 11
17	Q	150/151 (99%)	123 (82%)	27 (18%)	1 10
18	R	153/154 (99%)	121 (79%)	32 (21%)	1 6
19	S	156/156 (100%)	123 (79%)	33 (21%)	1 6
20	T	136/137 (99%)	109 (80%)	27 (20%)	1 7
21	U	85/107 (79%)	62 (73%)	23 (27%)	0 3

Continued on next page...

Continued from previous page...

Mol	Chain	Analysed	Rotameric	Outliers	Percentiles	
22	V	104/105 (99%)	96 (92%)	8 (8%)	13	37
23	W	100/129 (78%)	85 (85%)	15 (15%)	3	15
24	X	104/118 (88%)	81 (78%)	23 (22%)	1	5
25	Y	109/110 (99%)	85 (78%)	24 (22%)	1	5
26	Z	115/116 (99%)	89 (77%)	26 (23%)	1	5
27	a	118/119 (99%)	95 (80%)	23 (20%)	1	8
28	b	46/47 (98%)	35 (76%)	11 (24%)	0	4
29	c	84/88 (96%)	69 (82%)	15 (18%)	2	10
30	d	94/97 (97%)	73 (78%)	21 (22%)	1	5
31	e	109/111 (98%)	89 (82%)	20 (18%)	1	10
32	f	90/91 (99%)	79 (88%)	11 (12%)	5	20
33	g	95/103 (92%)	71 (75%)	24 (25%)	0	3
34	h	103/105 (98%)	77 (75%)	26 (25%)	0	3
35	i	80/82 (98%)	51 (64%)	29 (36%)	0	1
36	j	70/71 (99%)	53 (76%)	17 (24%)	0	4
37	k	67/69 (97%)	53 (79%)	14 (21%)	1	6
38	l	45/46 (98%)	34 (76%)	11 (24%)	0	4
39	m	47/116 (40%)	34 (72%)	13 (28%)	0	3
40	n	23/23 (100%)	16 (70%)	7 (30%)	0	2
41	o	90/91 (99%)	74 (82%)	16 (18%)	2	10
42	p	71/72 (99%)	61 (86%)	10 (14%)	3	16
43	q	105/233 (45%)	76 (72%)	29 (28%)	0	3
46	t	332/539 (62%)	330 (99%)	2 (1%)	86	92
All	All	5806/6282 (92%)	4687 (81%)	1119 (19%)	4	8

All (1119) residues with a non-rotameric sidechain are listed below:

Mol	Chain	Res	Type
1	A	15	ILE
1	A	23	ARG
1	A	32	LEU
1	A	41	ILE
1	A	44	ILE
1	A	45	VAL

Continued on next page...

Continued from previous page...

Mol	Chain	Res	Type
1	A	46	LYS
1	A	48	ILE
1	A	61	VAL
1	A	62	VAL
1	A	71	LEU
1	A	96	LEU
1	A	101	VAL
1	A	112	ILE
1	A	113	VAL
1	A	114	SER
1	A	119	LYS
1	A	134	VAL
1	A	137	ILE
1	A	142	ASP
1	A	147	ARG
1	A	155	LYS
1	A	158	ILE
1	A	169	ILE
1	A	179	LEU
1	A	180	LEU
1	A	181	LYS
1	A	193	ARG
1	A	202	VAL
1	A	207	VAL
1	A	215	ASN
1	A	224	THR
1	A	226	SER
1	A	227	ARG
1	A	230	VAL
1	A	241	ARG
1	A	243	THR
1	A	246	LEU
2	B	3	HIS
2	B	4	ARG
2	B	10	ARG
2	B	17	LEU
2	B	19	ARG
2	B	20	LYS
2	B	21	ARG
2	B	24	SER
2	B	30	LYS
2	B	43	LEU

Continued on next page...

Continued from previous page...

Mol	Chain	Res	Type
2	B	47	LEU
2	B	50	LYS
2	B	56	ILE
2	B	67	PHE
2	B	70	ARG
2	B	77	THR
2	B	79	VAL
2	B	81	THR
2	B	84	VAL
2	B	85	VAL
2	B	89	VAL
2	B	100	ARG
2	B	103	THR
2	B	114	VAL
2	B	116	ARG
2	B	139	GLN
2	B	146	ARG
2	B	148	LEU
2	B	150	ARG
2	B	153	LYS
2	B	157	VAL
2	B	169	THR
2	B	175	LYS
2	B	183	LEU
2	B	187	SER
2	B	188	ILE
2	B	192	VAL
2	B	196	ARG
2	B	202	THR
2	B	205	VAL
2	B	213	GLU
2	B	221	THR
2	B	229	VAL
2	B	232	ARG
2	B	235	THR
2	B	236	LYS
2	B	238	LEU
2	B	242	THR
2	B	248	LYS
2	B	252	ILE
2	B	284	ARG
2	B	291	GLU

Continued on next page...

Continued from previous page...

Mol	Chain	Res	Type
2	B	297	SER
2	B	301	THR
2	B	304	THR
2	B	308	MET
2	B	322	ILE
2	B	324	VAL
2	B	328	ILE
2	B	332	ARG
2	B	338	LEU
2	B	340	LYS
2	B	346	THR
2	B	347	SER
2	B	355	SER
2	B	361	THR
2	B	367	LYS
2	B	369	ARG
2	B	380	MET
2	B	382	THR
3	C	2	SER
3	C	7	THR
3	C	16	THR
3	C	18	ASN
3	C	25	VAL
3	C	27	SER
3	C	52	VAL
3	C	53	SER
3	C	55	LYS
3	C	71	VAL
3	C	85	SER
3	C	93	MET
3	C	99	MET
3	C	112	LYS
3	C	120	TYR
3	C	122	THR
3	C	136	LEU
3	C	138	ARG
3	C	144	LYS
3	C	145	ILE
3	C	150	LEU
3	C	153	SER
3	C	156	LEU
3	C	158	SER

Continued on next page...

Continued from previous page...

Mol	Chain	Res	Type
3	C	160	GLN
3	C	161	LYS
3	C	170	LYS
3	C	176	SER
3	C	177	ASP
3	C	179	LEU
3	C	182	LEU
3	C	186	LYS
3	C	187	LEU
3	C	198	ARG
3	C	203	ARG
3	C	206	LEU
3	C	220	ARG
3	C	222	VAL
3	C	230	VAL
3	C	246	ARG
3	C	258	LEU
3	C	259	ASP
3	C	265	GLU
3	C	267	VAL
3	C	283	THR
3	C	287	THR
3	C	289	ILE
3	C	290	ILE
3	C	300	ARG
3	C	307	GLN
3	C	313	LEU
3	C	319	LYS
3	C	323	VAL
3	C	327	LEU
3	C	333	VAL
3	C	339	LEU
3	C	342	LYS
3	C	345	GLU
3	C	349	THR
3	C	354	VAL
3	C	356	THR
3	C	357	GLU
3	C	358	THR
3	C	359	LEU
3	C	360	LYS
3	C	362	ASP

Continued on next page...

Continued from previous page...

Mol	Chain	Res	Type
4	D	4	GLN
4	D	5	LYS
4	D	13	SER
4	D	34	LYS
4	D	35	ARG
4	D	41	LYS
4	D	51	LEU
4	D	65	ILE
4	D	68	THR
4	D	70	THR
4	D	74	VAL
4	D	81	HIS
4	D	89	THR
4	D	93	THR
4	D	110	LEU
4	D	112	LYS
4	D	113	LEU
4	D	118	THR
4	D	124	GLU
4	D	131	LEU
4	D	133	GLU
4	D	136	GLU
4	D	146	LEU
4	D	148	ILE
4	D	152	ARG
4	D	155	THR
4	D	164	LYS
4	D	185	PHE
4	D	186	GLU
4	D	189	GLU
4	D	190	ILE
4	D	191	ASP
4	D	194	LEU
4	D	205	SER
4	D	211	LEU
4	D	218	ARG
4	D	227	LEU
4	D	232	ASP
4	D	251	PRO
4	D	254	LYS
4	D	258	LYS
4	D	259	LYS

Continued on next page...

Continued from previous page...

Mol	Chain	Res	Type
4	D	262	LYS
4	D	268	GLU
4	D	273	ARG
4	D	275	THR
4	D	282	ARG
5	E	5	LYS
5	E	8	LYS
5	E	20	LYS
5	E	21	THR
5	E	46	ARG
5	E	50	LYS
5	E	64	LEU
5	E	65	ILE
5	E	76	LEU
5	E	78	ARG
5	E	79	VAL
5	E	89	THR
5	E	93	VAL
5	E	98	VAL
5	E	99	GLU
5	E	109	GLU
5	E	143	LYS
5	E	152	THR
5	E	155	LEU
5	E	162	SER
6	F	22	THR
6	F	24	GLU
6	F	26	VAL
6	F	39	GLU
6	F	41	ARG
6	F	45	LEU
6	F	53	LYS
6	F	54	GLU
6	F	56	GLU
6	F	60	ARG
6	F	83	LEU
6	F	88	ARG
6	F	98	LYS
6	F	101	LYS
6	F	121	LYS
6	F	124	LEU
6	F	130	ILE

Continued on next page...

Continued from previous page...

Mol	Chain	Res	Type
6	F	156	ILE
6	F	158	LYS
6	F	159	GLN
6	F	173	LEU
6	F	175	LYS
6	F	179	LEU
6	F	184	LEU
6	F	196	LYS
6	F	206	LYS
6	F	219	LYS
6	F	229	PHE
6	F	239	LEU
7	G	26	LEU
7	G	41	GLN
7	G	50	VAL
7	G	68	ARG
7	G	70	LYS
7	G	74	THR
7	G	79	GLN
7	G	81	THR
7	G	85	ASN
7	G	89	GLU
7	G	92	LYS
7	G	95	ASN
7	G	110	THR
7	G	126	SER
7	G	128	LYS
7	G	136	LEU
7	G	145	ASN
7	G	146	LYS
7	G	149	LYS
7	G	150	LEU
7	G	153	ILE
7	G	160	ILE
7	G	169	LEU
7	G	172	LYS
7	G	173	MET
7	G	183	LYS
7	G	185	ARG
7	G	189	LEU
7	G	208	GLU
7	G	213	LYS

Continued on next page...

Continued from previous page...

Mol	Chain	Res	Type
7	G	214	LEU
7	G	216	SER
7	G	217	THR
7	G	219	ASP
7	G	222	PHE
7	G	230	LYS
7	G	241	LYS
7	G	245	LYS
7	G	248	LYS
8	H	4	ILE
8	H	5	GLN
8	H	6	THR
8	H	18	VAL
8	H	19	SER
8	H	20	ILE
8	H	31	ARG
8	H	33	THR
8	H	43	VAL
8	H	44	THR
8	H	52	LEU
8	H	55	VAL
8	H	62	ARG
8	H	63	LYS
8	H	68	LEU
8	H	69	ARG
8	H	70	THR
8	H	80	THR
8	H	82	VAL
8	H	92	TYR
8	H	106	LYS
8	H	121	LYS
8	H	123	ILE
8	H	129	ARG
8	H	130	ASP
8	H	132	VAL
8	H	133	THR
8	H	134	ILE
8	H	138	THR
8	H	144	ILE
8	H	151	VAL
8	H	157	ASN
8	H	161	LEU

Continued on next page...

Continued from previous page...

Mol	Chain	Res	Type
8	H	162	GLN
8	H	164	ILE
8	H	169	ASN
8	H	177	ASP
8	H	179	ILE
8	H	191	LEU
9	I	4	ARG
9	I	24	ARG
9	I	26	VAL
9	I	36	LEU
9	I	42	THR
9	I	52	LEU
9	I	57	LEU
9	I	58	GLU
9	I	63	GLU
9	I	71	CYS
9	I	74	LYS
9	I	76	MET
9	I	78	THR
9	I	83	ASP
9	I	87	LEU
9	I	91	VAL
9	I	99	ILE
9	I	129	VAL
9	I	139	ARG
9	I	140	THR
9	I	143	SER
9	I	144	ASN
9	I	145	LYS
9	I	153	ARG
9	I	163	GLN
9	I	167	LEU
9	I	169	LYS
9	I	174	THR
9	I	177	ASP
9	I	178	ARG
9	I	185	ARG
9	I	200	LEU
9	I	206	LEU
9	I	211	ARG
9	I	212	GLU
9	I	215	GLU

Continued on next page...

Continued from previous page...

Mol	Chain	Res	Type
9	I	217	PHE
10	J	10	ARG
10	J	12	LEU
10	J	13	LYS
10	J	16	LYS
10	J	22	SER
10	J	29	ARG
10	J	30	LEU
10	J	31	THR
10	J	34	SER
10	J	35	LYS
10	J	44	THR
10	J	46	VAL
10	J	80	LEU
10	J	87	LYS
10	J	92	ARG
10	J	94	ARG
10	J	106	ILE
10	J	107	ASP
10	J	112	LEU
10	J	114	ILE
10	J	129	VAL
10	J	130	VAL
10	J	132	ASN
10	J	137	ARG
10	J	138	VAL
10	J	140	ARG
10	J	142	LYS
10	J	147	THR
10	J	158	ASP
10	J	159	THR
10	J	160	VAL
10	J	161	SER
10	J	165	GLN
12	L	45	LYS
12	L	46	ILE
12	L	54	LEU
12	L	55	ARG
12	L	59	ARG
12	L	63	VAL
12	L	67	ARG
12	L	68	LYS

Continued on next page...

Continued from previous page...

Mol	Chain	Res	Type
12	L	69	VAL
12	L	73	ARG
12	L	85	LEU
12	L	100	ARG
12	L	107	GLU
12	L	114	GLN
12	L	115	ARG
12	L	118	GLU
12	L	121	SER
12	L	123	ILE
12	L	124	ILE
12	L	128	ARG
12	L	131	LYS
12	L	152	THR
12	L	154	VAL
12	L	157	ARG
12	L	164	GLU
12	L	171	ARG
12	L	175	SER
12	L	184	GLU
12	L	189	GLU
12	L	194	GLU
13	M	3	THR
13	M	10	SER
13	M	13	ARG
13	M	20	VAL
13	M	24	LYS
13	M	42	LYS
13	M	53	VAL
13	M	62	GLN
13	M	63	VAL
13	M	64	VAL
13	M	72	LEU
13	M	74	ARG
13	M	80	THR
13	M	82	SER
13	M	92	GLU
13	M	106	ARG
13	M	107	GLU
13	M	124	ARG
13	M	126	GLN
13	M	128	ARG

Continued on next page...

Continued from previous page...

Mol	Chain	Res	Type
13	M	130	THR
13	M	132	LYS
13	M	133	LYS
13	M	135	LEU
14	N	5	LYS
14	N	7	LEU
14	N	8	GLU
14	N	10	LEU
14	N	12	ARG
14	N	15	GLN
14	N	18	VAL
14	N	22	LEU
14	N	24	ARG
14	N	41	ARG
14	N	49	ARG
14	N	54	LYS
14	N	68	ARG
14	N	80	THR
14	N	85	THR
14	N	92	LEU
14	N	93	LYS
14	N	96	ARG
14	N	97	SER
14	N	104	GLU
14	N	105	ARG
14	N	109	ARG
14	N	117	ASN
14	N	134	LEU
14	N	138	GLN
14	N	155	VAL
14	N	159	ARG
14	N	170	LYS
14	N	184	LYS
14	N	190	THR
14	N	196	THR
14	N	204	LYS
15	O	3[A]	VAL
15	O	3[B]	SER
15	O	12[A]	LYS
15	O	12[B]	LYS
15	O	16[B]	LEU
15	O	22[B]	THR

Continued on next page...

Continued from previous page...

Mol	Chain	Res	Type
15	O	27[B]	VAL
15	O	34[A]	VAL
15	O	34[B]	VAL
15	O	41[A]	LEU
15	O	41[B]	LEU
15	O	58[A]	LEU
15	O	58[B]	LEU
15	O	59[A]	ARG
15	O	59[B]	ARG
15	O	67[A]	THR
15	O	67[B]	THR
15	O	74[A]	ARG
15	O	74[B]	ARG
15	O	78[A]	ARG
15	O	78[B]	ARG
15	O	80[B]	LEU
15	O	85[A]	ARG
15	O	85[B]	ARG
15	O	100[A]	GLU
15	O	100[B]	GLU
15	O	106[A]	GLU
15	O	106[B]	GLU
15	O	108[A]	ILE
15	O	108[B]	ILE
15	O	117[A]	ARG
15	O	117[B]	ARG
15	O	124[A]	LEU
15	O	124[B]	LEU
15	O	126[A]	VAL
15	O	126[B]	VAL
15	O	128[A]	ARG
15	O	128[B]	ARG
15	O	129[A]	LEU
15	O	129[B]	LEU
15	O	130[A]	LYS
15	O	130[B]	LYS
15	O	144[A]	SER
15	O	144[B]	SER
15	O	160[A]	ARG
15	O	160[B]	ARG
15	O	163[B]	ARG
15	O	166[A]	GLU

Continued on next page...

Continued from previous page...

Mol	Chain	Res	Type
15	O	166[B]	GLU
15	O	171[A]	LYS
15	O	171[B]	LYS
15	O	175[A]	THR
15	O	175[B]	THR
15	O	182[A]	ASN
15	O	184[A]	THR
15	O	197[A]	LEU
16	P	9	THR
16	P	24	VAL
16	P	29	THR
16	P	31	GLU
16	P	32	THR
16	P	41	LEU
16	P	52	LEU
16	P	56	ARG
16	P	69	ARG
16	P	74	LYS
16	P	78	VAL
16	P	79	THR
16	P	80	LYS
16	P	89	LYS
16	P	94	LEU
16	P	103	GLU
16	P	112	LEU
16	P	114	VAL
16	P	119	VAL
16	P	126	ARG
16	P	128	ARG
16	P	138	LYS
17	Q	3	ILE
17	Q	7	SER
17	Q	17	THR
17	Q	24	VAL
17	Q	26	LEU
17	Q	31	LYS
17	Q	32	LEU
17	Q	34	THR
17	Q	49	LEU
17	Q	57	ILE
17	Q	64	VAL
17	Q	80	THR

Continued on next page...

Continued from previous page...

Mol	Chain	Res	Type
17	Q	81	VAL
17	Q	86	THR
17	Q	93	ILE
17	Q	98	LYS
17	Q	100	THR
17	Q	105	ARG
17	Q	113	LYS
17	Q	135	GLN
17	Q	138	LEU
17	Q	147	ARG
17	Q	150	VAL
17	Q	161	LYS
17	Q	165	ILE
17	Q	166	LEU
17	Q	170	ARG
18	R	5	ARG
18	R	7	GLN
18	R	10	LEU
18	R	17	VAL
18	R	20	ARG
18	R	27	ASN
18	R	29	THR
18	R	36	ASN
18	R	39	ASN
18	R	43	LYS
18	R	49	THR
18	R	55	VAL
18	R	56	THR
18	R	63	THR
18	R	70	LYS
18	R	71	ARG
18	R	74	ARG
18	R	98	ARG
18	R	99	LEU
18	R	105	LEU
18	R	106	LEU
18	R	114	LYS
18	R	126	GLU
18	R	138	LEU
18	R	152	GLU
18	R	153	LYS
18	R	158	GLU

Continued on next page...

Continued from previous page...

Mol	Chain	Res	Type
18	R	162	ARG
18	R	164	LEU
18	R	167	ARG
18	R	173	ARG
18	R	180	LYS
19	S	1	MET
19	S	13	ARG
19	S	15	PRO
19	S	17	GLU
19	S	21	GLU
19	S	23	LYS
19	S	40	ARG
19	S	50	LYS
19	S	51	VAL
19	S	52	LYS
19	S	61	ILE
19	S	71	LYS
19	S	74	ASN
19	S	80	ARG
19	S	87	THR
19	S	96	ASP
19	S	97	VAL
19	S	100	VAL
19	S	104	GLU
19	S	105	THR
19	S	115	ARG
19	S	117	ARG
19	S	130	GLU
19	S	136	LYS
19	S	146	LYS
19	S	148	LEU
19	S	149	LYS
19	S	155	ARG
19	S	161	LYS
19	S	162	THR
19	S	166	LYS
19	S	169	SER
19	S	172	TYR
20	T	17	ARG
20	T	25	VAL
20	T	26	HIS
20	T	27	LEU

Continued on next page...

Continued from previous page...

Mol	Chain	Res	Type
20	T	35	LYS
20	T	36	VAL
20	T	47	SER
20	T	55	LYS
20	T	68	THR
20	T	71	SER
20	T	78	LYS
20	T	80	VAL
20	T	83	ARG
20	T	88	ARG
20	T	89	LEU
20	T	96	ILE
20	T	102	ARG
20	T	104	GLU
20	T	118	GLU
20	T	126	VAL
20	T	131	GLN
20	T	135	PRO
20	T	139	ARG
20	T	143	THR
20	T	149	GLN
20	T	150	THR
20	T	160	ILE
21	U	13	LYS
21	U	14	THR
21	U	16	THR
21	U	21	SER
21	U	23	THR
21	U	27	VAL
21	U	28	PHE
21	U	37	LEU
21	U	39	ASP
21	U	43	VAL
21	U	50	LEU
21	U	52	ASN
21	U	54	VAL
21	U	55	THR
21	U	58	GLU
21	U	61	THR
21	U	62	VAL
21	U	63	VAL
21	U	68	THR

Continued on next page...

Continued from previous page...

Mol	Chain	Res	Type
21	U	90	ARG
21	U	98	THR
21	U	100	THR
21	U	105	LEU
22	V	13	ILE
22	V	14	SER
22	V	48	ARG
22	V	70	ARG
22	V	88	ARG
22	V	91	VAL
22	V	110	LYS
22	V	115	THR
23	W	1	MET
23	W	5	ILE
23	W	25	ASP
23	W	47	ARG
23	W	56	ARG
23	W	57	LYS
23	W	63	ILE
23	W	95	SER
23	W	97	LYS
23	W	100	VAL
23	W	105	ARG
23	W	107	GLU
23	W	126	GLU
23	W	127	LYS
23	W	135	SER
24	X	24	LEU
24	X	27	ARG
24	X	34	LEU
24	X	37	THR
24	X	38	LEU
24	X	40	LEU
24	X	56	ARG
24	X	57	LEU
24	X	63	ILE
24	X	70	GLU
24	X	71	THR
24	X	73	MET
24	X	74	LYS
24	X	86	VAL
24	X	101	GLU

Continued on next page...

Continued from previous page...

Mol	Chain	Res	Type
24	X	108	LEU
24	X	109	LYS
24	X	115	ARG
24	X	121	LYS
24	X	125	ARG
24	X	133	LEU
24	X	135	ILE
24	X	142	ILE
25	Y	12	ARG
25	Y	13	ARG
25	Y	14	LYS
25	Y	17	LYS
25	Y	37	LYS
25	Y	40	ARG
25	Y	43	TYR
25	Y	45	ILE
25	Y	50	ILE
25	Y	52	ARG
25	Y	57	LEU
25	Y	59	VAL
25	Y	66	GLN
25	Y	71	SER
25	Y	74	TYR
25	Y	76	LEU
25	Y	80	VAL
25	Y	83	ASP
25	Y	87	LYS
25	Y	94	SER
25	Y	95	VAL
25	Y	97	ILE
25	Y	103	LYS
25	Y	120	GLN
26	Z	3	LYS
26	Z	14	VAL
26	Z	17	ARG
26	Z	24	VAL
26	Z	30	ASP
26	Z	31	GLU
26	Z	34	LYS
26	Z	55	LYS
26	Z	65	ARG
26	Z	72	ILE

Continued on next page...

Continued from previous page...

Mol	Chain	Res	Type
26	Z	81	LEU
26	Z	83	THR
26	Z	86	THR
26	Z	89	VAL
26	Z	93	LYS
26	Z	95	VAL
26	Z	99	GLU
26	Z	100	THR
26	Z	102	GLU
26	Z	103	GLN
26	Z	105	SER
26	Z	121	ARG
26	Z	126	LYS
26	Z	127	ASN
26	Z	134	LEU
26	Z	135	ARG
27	a	6	THR
27	a	8	THR
27	a	10	LYS
27	a	12	ARG
27	a	16	SER
27	a	24	LYS
27	a	34	MET
27	a	42	ARG
27	a	44	ASN
27	a	47	LYS
27	a	60	TYR
27	a	78	LEU
27	a	80	THR
27	a	82	ILE
27	a	85	ASP
27	a	91	LEU
27	a	97	GLU
27	a	98	THR
27	a	115	LYS
27	a	128	ARG
27	a	130	VAL
27	a	132	LYS
27	a	133	LEU
28	b	14	ARG
28	b	15	LYS
28	b	21	ILE

Continued on next page...

Continued from previous page...

Mol	Chain	Res	Type
28	b	22	LYS
28	b	26	THR
28	b	33	LYS
28	b	38	LYS
28	b	50	THR
28	b	52	LYS
28	b	58	LYS
28	b	59	LYS
29	c	8	GLU
29	c	18	ILE
29	c	19	LYS
29	c	30	THR
29	c	33	SER
29	c	34	LEU
29	c	40	LYS
29	c	41	LEU
29	c	48	THR
29	c	61	MET
29	c	68	TYR
29	c	86	ARG
29	c	87	VAL
29	c	99	ASP
29	c	100	ILE
30	d	6	ASP
30	d	8	VAL
30	d	13	THR
30	d	16	LEU
30	d	26	LYS
30	d	31	ARG
30	d	34	LYS
30	d	44	MET
30	d	55	LEU
30	d	61	LYS
30	d	76	SER
30	d	82	GLU
30	d	89	LEU
30	d	90	PHE
30	d	96	VAL
30	d	100	SER
30	d	102	LYS
30	d	104	LEU
30	d	105	GLN

Continued on next page...

Continued from previous page...

Mol	Chain	Res	Type
30	d	106	THR
30	d	110	GLU
31	e	4	LEU
31	e	14	THR
31	e	16	LYS
31	e	18	LYS
31	e	19	ARG
31	e	27	ARG
31	e	31	ASN
31	e	33	ARG
31	e	35	GLN
31	e	51	SER
31	e	61	LYS
31	e	73	THR
31	e	75	LEU
31	e	82	LEU
31	e	87	MET
31	e	91	THR
31	e	106	VAL
31	e	109	LEU
31	e	125	ARG
31	e	126	LEU
32	f	4	SER
32	f	10	LYS
32	f	20	LYS
32	f	28	SER
32	f	31	LYS
32	f	49	ILE
32	f	70	LYS
32	f	81	VAL
32	f	84	THR
32	f	98	VAL
32	f	107	ILE
33	g	5	VAL
33	g	9	ARG
33	g	16	ARG
33	g	19	LYS
33	g	20	ILE
33	g	23	VAL
33	g	24	LYS
33	g	29	ILE
33	g	30	LEU

Continued on next page...

Continued from previous page...

Mol	Chain	Res	Type
33	g	31	ARG
33	g	35	VAL
33	g	36	LYS
33	g	44	CYS
33	g	54	ILE
33	g	58	ARG
33	g	65	VAL
33	g	70	LYS
33	g	79	SER
33	g	85	VAL
33	g	86	LYS
33	g	88	ARG
33	g	90	ILE
33	g	98	GLN
33	g	104	VAL
34	h	15	GLU
34	h	20	GLN
34	h	21	LEU
34	h	27	GLU
34	h	28	LEU
34	h	38	ARG
34	h	40	SER
34	h	45	LYS
34	h	47	VAL
34	h	48	ARG
34	h	57	VAL
34	h	62	GLN
34	h	66	VAL
34	h	69	LEU
34	h	79	ASP
34	h	81	ARG
34	h	84	LYS
34	h	85	THR
34	h	86	ARG
34	h	89	ARG
34	h	90	ARG
34	h	98	SER
34	h	100	VAL
34	h	101	THR
34	h	107	LYS
34	h	119	LYS
35	i	3	VAL

Continued on next page...

Continued from previous page...

Mol	Chain	Res	Type
35	i	7	ILE
35	i	9	ILE
35	i	11	LEU
35	i	17	VAL
35	i	18	THR
35	i	21	THR
35	i	26	ILE
35	i	29	LYS
35	i	34	SER
35	i	36	ARG
35	i	37	THR
35	i	38	LYS
35	i	43	LEU
35	i	45	ARG
35	i	57	LEU
35	i	58	ILE
35	i	60	LEU
35	i	61	ILE
35	i	66	GLU
35	i	68	ARG
35	i	74	LYS
35	i	75	LYS
35	i	76	ARG
35	i	81	THR
35	i	88	GLU
35	i	90	MET
35	i	94	ILE
35	i	98	ARG
36	j	3	LYS
36	j	11	ARG
36	j	17	THR
36	j	25	ARG
36	j	33	THR
36	j	36	SER
36	j	44	THR
36	j	55	ARG
36	j	58	THR
36	j	59	THR
36	j	64	MET
36	j	65	ARG
36	j	67	LEU
36	j	68	LYS

Continued on next page...

Continued from previous page...

Mol	Chain	Res	Type
36	j	75	LYS
36	j	80	THR
36	j	84	SER
37	k	5	ILE
37	k	12	LEU
37	k	24	THR
37	k	31	LEU
37	k	39	ARG
37	k	41	THR
37	k	46	ARG
37	k	50	SER
37	k	53	THR
37	k	61	LYS
37	k	64	LYS
37	k	65	LEU
37	k	67	GLN
37	k	68	SER
38	l	11	GLN
38	l	15	LYS
38	l	17	LYS
38	l	21	ARG
38	l	23	LEU
38	l	27	ILE
38	l	29	LEU
38	l	41	ARG
38	l	45	ARG
38	l	47	THR
38	l	51	ILE
39	m	78	ILE
39	m	79	GLU
39	m	83	LYS
39	m	85	LEU
39	m	88	LYS
39	m	91	CYS
39	m	93	LYS
39	m	106	ARG
39	m	112	LYS
39	m	113	ARG
39	m	114	LYS
39	m	126	LYS
39	m	127	LEU
40	n	6	ARG

Continued on next page...

Continued from previous page...

Mol	Chain	Res	Type
40	n	9	ARG
40	n	13	LEU
40	n	16	LYS
40	n	21	ARG
40	n	23	ARG
40	n	24	SER
41	o	7	THR
41	o	8	ARG
41	o	18	ARG
41	o	46	LYS
41	o	47	GLN
41	o	61	LYS
41	o	63	LYS
41	o	71	ARG
41	o	78	LYS
41	o	79	THR
41	o	83	LEU
41	o	84	THR
41	o	89	LYS
41	o	93	LEU
41	o	104	LEU
41	o	105	GLN
42	p	3	LYS
42	p	24	ARG
42	p	42	CYS
42	p	48	LYS
42	p	49	ARG
42	p	54	ILE
42	p	56	THR
42	p	79	VAL
42	p	89	MET
42	p	90	VAL
43	q	4	ILE
43	q	5	ARG
43	q	10	GLU
43	q	30	VAL
43	q	32	ASN
43	q	39	HIS
43	q	42	ARG
43	q	44	GLU
43	q	51	VAL
43	q	52	LEU

Continued on next page...

Continued from previous page...

Mol	Chain	Res	Type
43	q	55	LYS
43	q	57	THR
43	q	67	LEU
43	q	68	SER
43	q	70	LEU
43	q	72	ASP
43	q	74	GLU
43	q	75	LYS
43	q	76	LEU
43	q	79	PHE
43	q	80	VAL
43	q	81	LYS
43	q	84	VAL
43	q	91	GLU
43	q	93	LEU
43	q	96	ILE
43	q	97	LYS
43	q	185	LEU
43	q	196	VAL
46	t	87	ARG
46	t	417	LYS

Sometimes sidechains can be flipped to improve hydrogen bonding and reduce clashes. All (31) such sidechains are listed below:

Mol	Chain	Res	Type
1	A	209	HIS
1	A	215	ASN
3	C	48	GLN
3	C	114	ASN
3	C	221	ASN
3	C	291	ASN
4	D	40	HIS
4	D	63	GLN
4	D	81	HIS
5	E	167	ASN
10	J	109	HIS
10	J	132	ASN
12	L	19	GLN
13	M	126	GLN
16	P	55	GLN
17	Q	9	GLN
18	R	34	GLN

Continued on next page...

Continued from previous page...

Mol	Chain	Res	Type
20	T	49	GLN
21	U	40	HIS
22	V	33	ASN
26	Z	57	HIS
27	a	44	ASN
32	f	77	ASN
33	g	52	GLN
34	h	20	GLN
43	q	36	GLN
46	t	33	GLN
46	t	82	ASN
46	t	156	HIS
46	t	394	HIS
46	t	533	GLN

5.3.3 RNA [i](#)

Mol	Chain	Analysed	Backbone Outliers	Pucker Outliers
47	1	0/114	-	-
48	5	3145/3396 (92%)	731 (23%)	129 (4%)
49	7	120/121 (99%)	18 (15%)	0
50	8	157/158 (99%)	32 (20%)	3 (1%)
All	All	3422/3789 (90%)	781 (22%)	132 (3%)

All (781) RNA backbone outliers are listed below:

Mol	Chain	Res	Type
48	5	14	U
48	5	15	C
48	5	16	A
48	5	26	A
48	5	38	U
48	5	40	A
48	5	43	A
48	5	49	A
48	5	60	A
48	5	65	A
48	5	66	A
48	5	74	G
48	5	76	G
48	5	77	A

Continued on next page...

Continued from previous page...

Mol	Chain	Res	Type
48	5	92	G
48	5	93	C
48	5	96	G
48	5	99	A
48	5	109	A
48	5	110	G
48	5	111	C
48	5	116	A
48	5	121	A
48	5	122	A
48	5	133	U
48	5	134	U
48	5	135	C
48	5	136	G
48	5	146	U
48	5	150	A
48	5	152	U
48	5	156	G
48	5	157	A
48	5	160	G
48	5	166	C
48	5	170	G
48	5	171	G
48	5	174	C
48	5	178	U
48	5	180	C
48	5	182	U
48	5	183	G
48	5	184	U
48	5	187	A
48	5	190	U
48	5	191	U
48	5	200	C
48	5	201	A
48	5	210	U
48	5	218	G
48	5	219	A
48	5	221	A
48	5	235	A
48	5	236	G
48	5	238	A
48	5	239	G

Continued on next page...

Continued from previous page...

Mol	Chain	Res	Type
48	5	240	U
48	5	242	C
48	5	244	G
48	5	248	U
48	5	249	U
48	5	250	U
48	5	251	G
48	5	252	U
48	5	253	A
48	5	254	A
48	5	258	G
48	5	259	C
48	5	269	G
48	5	283	G
48	5	284	A
48	5	286	U
48	5	294	U
48	5	295	A
48	5	305	U
48	5	322	U
48	5	323	A
48	5	329	U
48	5	334	A
48	5	339	C
48	5	349	A
48	5	350	C
48	5	351	A
48	5	352	A
48	5	370	U
48	5	376	G
48	5	390	G
48	5	395	A
48	5	398	A
48	5	399	A
48	5	401	U
48	5	402	A
48	5	403	C
48	5	421	G
48	5	422	A
48	5	436	A
48	5	437	G
48	5	438	A

Continued on next page...

Continued from previous page...

Mol	Chain	Res	Type
48	5	439	C
48	5	440	A
48	5	441	U
48	5	442	G
48	5	443	G
48	5	492	U
48	5	493	G
48	5	495	G
48	5	520	U
48	5	521	A
48	5	531	G
48	5	535	G
48	5	538	G
48	5	546	C
48	5	547	G
48	5	548	G
48	5	551	A
48	5	553	U
48	5	555	U
48	5	557	A
48	5	559	A
48	5	578	A
48	5	579	G
48	5	592	A
48	5	594	U
48	5	595	G
48	5	600	G
48	5	604	G
48	5	609	G
48	5	610	G
48	5	611	A
48	5	612	U
48	5	619	A
48	5	620	U
48	5	621	A
48	5	630	A
48	5	636	C
48	5	649	A
48	5	653	A
48	5	656	A
48	5	660	A
48	5	675	C

Continued on next page...

Continued from previous page...

Mol	Chain	Res	Type
48	5	677	A
48	5	681	U
48	5	705	A
48	5	708	G
48	5	712	G
48	5	715	A
48	5	716	A
48	5	719	U
48	5	720	A
48	5	725	G
48	5	726	G
48	5	735	A
48	5	736	A
48	5	750	G
48	5	758	C
48	5	766	U
48	5	767	U
48	5	768	C
48	5	776	U
48	5	777	U
48	5	780	A
48	5	781	G
48	5	785	G
48	5	786	A
48	5	806	A
48	5	809	G
48	5	817	A
48	5	830	A
48	5	846	A
48	5	851	C
48	5	861	C
48	5	862	U
48	5	871	U
48	5	874	U
48	5	879	U
48	5	891	G
48	5	893	C
48	5	896	A
48	5	897	U
48	5	907	G
48	5	908	G
48	5	914	A

Continued on next page...

Continued from previous page...

Mol	Chain	Res	Type
48	5	916	G
48	5	917	A
48	5	921	A
48	5	923	C
48	5	924	G
48	5	937	G
48	5	944	C
48	5	946	U
48	5	947	G
48	5	958	C
48	5	959	C
48	5	960	U
48	5	974	G
48	5	979	U
48	5	980	A
48	5	981	U
48	5	983	A
48	5	994	G
48	5	1000	C
48	5	1001	G
48	5	1002	A
48	5	1003	A
48	5	1010	G
48	5	1014	U
48	5	1015	U
48	5	1016	C
48	5	1017	C
48	5	1018	G
48	5	1020	G
48	5	1021	G
48	5	1023	C
48	5	1024	G
48	5	1025	A
48	5	1026	A
48	5	1027	A
48	5	1028	U
48	5	1029	G
48	5	1032	C
48	5	1034	U
48	5	1035	G
48	5	1047	A
48	5	1049	C

Continued on next page...

Continued from previous page...

Mol	Chain	Res	Type
48	5	1057	A
48	5	1064	A
48	5	1065	A
48	5	1071	U
48	5	1072	G
48	5	1081	U
48	5	1082	U
48	5	1085	A
48	5	1093	A
48	5	1094	U
48	5	1095	U
48	5	1096	U
48	5	1097	G
48	5	1098	A
48	5	1103	A
48	5	1104	G
48	5	1117	G
48	5	1131	G
48	5	1153	A
48	5	1159	A
48	5	1160	C
48	5	1174	G
48	5	1178	G
48	5	1179	A
48	5	1180	A
48	5	1181	U
48	5	1182	A
48	5	1191	U
48	5	1192	C
48	5	1193	A
48	5	1201	C
48	5	1209	G
48	5	1213	G
48	5	1222	G
48	5	1223	A
48	5	1232	C
48	5	1233	G
48	5	1236	G
48	5	1237	G
48	5	1239	C
48	5	1241	U
48	5	1242	G

Continued on next page...

Continued from previous page...

Mol	Chain	Res	Type
48	5	1243	G
48	5	1245	A
48	5	1246	G
48	5	1248	C
48	5	1258	U
48	5	1259	A
48	5	1262	G
48	5	1263	A
48	5	1264	G
48	5	1265	U
48	5	1266	G
48	5	1270	A
48	5	1281	G
48	5	1285	G
48	5	1294	A
48	5	1307	G
48	5	1308	A
48	5	1309	U
48	5	1312	C
48	5	1330	A
48	5	1332	A
48	5	1348	U
48	5	1349	G
48	5	1350	A
48	5	1351	U
48	5	1352	A
48	5	1353	U
48	5	1354	G
48	5	1355	A
48	5	1356	U
48	5	1357	G
48	5	1366	A
48	5	1385	C
48	5	1386	A
48	5	1387	G
48	5	1399	A
48	5	1400	G
48	5	1403	C
48	5	1419	A
48	5	1422	G
48	5	1428	A
48	5	1434	G

Continued on next page...

Continued from previous page...

Mol	Chain	Res	Type
48	5	1437	C
48	5	1440	G
48	5	1446	A
48	5	1450	G
48	5	1460	A
48	5	1481	A
48	5	1482	A
48	5	1490	A
48	5	1495	U
48	5	1502	C
48	5	1503	A
48	5	1508	C
48	5	1527	C
48	5	1541	G
48	5	1542	G
48	5	1549	U
48	5	1554	U
48	5	1555	U
48	5	1556	C
48	5	1557	A
48	5	1560	G
48	5	1561	G
48	5	1562	C
48	5	1563	C
48	5	1565	G
48	5	1566	A
48	5	1567	U
48	5	1568	U
48	5	1569	U
48	5	1570	U
48	5	1571	A
48	5	1572	U
48	5	1574	C
48	5	1575	A
48	5	1576	G
48	5	1577	G
48	5	1578	C
48	5	1580	A
48	5	1581	C
48	5	1582	C
48	5	1583	A
48	5	1587	A

Continued on next page...

Continued from previous page...

Mol	Chain	Res	Type
48	5	1589	A
48	5	1593	A
48	5	1605	A
48	5	1607	U
48	5	1608	C
48	5	1620	U
48	5	1629	U
48	5	1633	C
48	5	1635	G
48	5	1639	C
48	5	1641	U
48	5	1643	A
48	5	1644	C
48	5	1645	U
48	5	1655	G
48	5	1657	C
48	5	1680	G
48	5	1683	A
48	5	1716	U
48	5	1717	U
48	5	1718	G
48	5	1724	U
48	5	1725	C
48	5	1736	G
48	5	1750	A
48	5	1751	G
48	5	1754	G
48	5	1758	G
48	5	1760	A
48	5	1762	C
48	5	1764	U
48	5	1765	U
48	5	1766	G
48	5	1767	C
48	5	1770	G
48	5	1778	G
48	5	1780	G
48	5	1783	U
48	5	1797	A
48	5	1810	A
48	5	1812	G
48	5	1814	A

Continued on next page...

Continued from previous page...

Mol	Chain	Res	Type
48	5	1815	U
48	5	1816	A
48	5	1817	G
48	5	1818	U
48	5	1820	U
48	5	1821	U
48	5	1835	A
48	5	1841	A
48	5	1842	A
48	5	1846	C
48	5	1849	C
48	5	1850	A
48	5	1855	U
48	5	1871	U
48	5	1876	U
48	5	1878	G
48	5	1879	A
48	5	1880	U
48	5	1905	G
48	5	1906	G
48	5	1909	A
48	5	1918	C
48	5	1927	G
48	5	1940	G
48	5	1953	G
48	5	2100	A
48	5	2101	C
48	5	2102	U
48	5	2112	U
48	5	2113	A
48	5	2114	C
48	5	2121	G
48	5	2122	G
48	5	2128	C
48	5	2131	A
48	5	2134	G
48	5	2139	A
48	5	2144	A
48	5	2158	A
48	5	2169	G
48	5	2170	U
48	5	2171	G

Continued on next page...

Continued from previous page...

Mol	Chain	Res	Type
48	5	2192	C
48	5	2201	G
48	5	2205	U
48	5	2210	G
48	5	2213	A
48	5	2222	A
48	5	2223	A
48	5	2228	A
48	5	2229	A
48	5	2244	A
48	5	2250	G
48	5	2253	G
48	5	2255	A
48	5	2256	A
48	5	2257	C
48	5	2258	U
48	5	2264	U
48	5	2270	A
48	5	2273	G
48	5	2276	G
48	5	2278	C
48	5	2279	A
48	5	2288	G
48	5	2290	C
48	5	2294	U
48	5	2298	U
48	5	2307	G
48	5	2310	U
48	5	2313	A
48	5	2315	G
48	5	2324	A
48	5	2329	C
48	5	2334	U
48	5	2335	G
48	5	2336	U
48	5	2373	A
48	5	2374	C
48	5	2375	G
48	5	2377	G
48	5	2385	G
48	5	2388	U
48	5	2393	G

Continued on next page...

Continued from previous page...

Mol	Chain	Res	Type
48	5	2394	G
48	5	2396	G
48	5	2397	A
48	5	2398	A
48	5	2400	G
48	5	2401	A
48	5	2402	A
48	5	2403	G
48	5	2404	A
48	5	2405	C
48	5	2406	C
48	5	2411	U
48	5	2418	G
48	5	2435	G
48	5	2436	U
48	5	2437	G
48	5	2438	A
48	5	2439	A
48	5	2440	G
48	5	2441	A
48	5	2443	A
48	5	2504	U
48	5	2505	U
48	5	2506	U
48	5	2507	C
48	5	2508	U
48	5	2510	U
48	5	2511	A
48	5	2512	C
48	5	2513	U
48	5	2514	U
48	5	2515	A
48	5	2518	C
48	5	2523	A
48	5	2524	A
48	5	2526	C
48	5	2530	G
48	5	2531	C
48	5	2532	U
48	5	2534	G
48	5	2538	U
48	5	2539	C

Continued on next page...

Continued from previous page...

Mol	Chain	Res	Type
48	5	2540	A
48	5	2543	U
48	5	2544	U
48	5	2549	G
48	5	2552	C
48	5	2555	G
48	5	2562	A
48	5	2567	C
48	5	2568	C
48	5	2569	A
48	5	2570	U
48	5	2571	U
48	5	2572	C
48	5	2573	G
48	5	2574	G
48	5	2584	G
48	5	2585	G
48	5	2589	G
48	5	2590	A
48	5	2591	A
48	5	2593	A
48	5	2594	C
48	5	2598	G
48	5	2599	U
48	5	2606	G
48	5	2607	G
48	5	2610	G
48	5	2614	G
48	5	2615	G
48	5	2622	C
48	5	2637	A
48	5	2639	G
48	5	2652	U
48	5	2656	A
48	5	2662	G
48	5	2663	G
48	5	2667	A
48	5	2674	A
48	5	2677	G
48	5	2678	A
48	5	2681	U
48	5	2683	U

Continued on next page...

Continued from previous page...

Mol	Chain	Res	Type
48	5	2689	A
48	5	2691	A
48	5	2694	A
48	5	2696	A
48	5	2714	G
48	5	2723	U
48	5	2728	G
48	5	2729	U
48	5	2752	U
48	5	2753	G
48	5	2762	A
48	5	2771	U
48	5	2772	C
48	5	2773	C
48	5	2776	C
48	5	2777	G
48	5	2778	G
48	5	2779	A
48	5	2796	G
48	5	2799	A
48	5	2800	G
48	5	2801	A
48	5	2810	C
48	5	2817	A
48	5	2818	U
48	5	2819	A
48	5	2822	U
48	5	2829	U
48	5	2839	G
48	5	2844	C
48	5	2845	A
48	5	2853	A
48	5	2871	G
48	5	2872	A
48	5	2873	U
48	5	2875	U
48	5	2887	A
48	5	2889	C
48	5	2896	A
48	5	2897	A
48	5	2898	G
48	5	2899	C

Continued on next page...

Continued from previous page...

Mol	Chain	Res	Type
48	5	2904	U
48	5	2910	A
48	5	2923	U
48	5	2928	C
48	5	2935	U
48	5	2936	A
48	5	2941	A
48	5	2942	C
48	5	2945	G
48	5	2947	G
48	5	2954	U
48	5	2957	G
48	5	2970	C
48	5	2971	A
48	5	2972	G
48	5	2979	U
48	5	2983	C
48	5	2987	A
48	5	2990	G
48	5	2996	U
48	5	2997	G
48	5	3012	A
48	5	3028	G
48	5	3050	U
48	5	3056	U
48	5	3057	U
48	5	3059	G
48	5	3078	U
48	5	3079	U
48	5	3080	G
48	5	3086	A
48	5	3087	A
48	5	3092	C
48	5	3130	A
48	5	3131	U
48	5	3139	A
48	5	3142	A
48	5	3143	C
48	5	3148	U
48	5	3153	U
48	5	3154	C
48	5	3155	U

Continued on next page...

Continued from previous page...

Mol	Chain	Res	Type
48	5	3156	U
48	5	3157	U
48	5	3158	G
48	5	3159	C
48	5	3164	C
48	5	3165	A
48	5	3166	C
48	5	3168	A
48	5	3171	U
48	5	3172	A
48	5	3173	G
48	5	3174	A
48	5	3175	U
48	5	3176	G
48	5	3177	G
48	5	3179	U
48	5	3180	A
48	5	3181	C
48	5	3187	A
48	5	3195	U
48	5	3196	U
48	5	3207	U
48	5	3217	C
48	5	3218	A
48	5	3219	G
48	5	3222	U
48	5	3223	A
48	5	3224	G
48	5	3227	A
48	5	3229	G
48	5	3238	G
48	5	3245	A
48	5	3246	G
48	5	3247	G
48	5	3251	U
48	5	3253	G
48	5	3259	U
48	5	3260	G
48	5	3269	U
48	5	3270	U
48	5	3273	A
48	5	3275	U

Continued on next page...

Continued from previous page...

Mol	Chain	Res	Type
48	5	3276	G
48	5	3277	U
48	5	3279	A
48	5	3280	U
48	5	3282	U
48	5	3284	G
48	5	3285	C
48	5	3286	G
48	5	3288	G
48	5	3289	G
48	5	3290	G
48	5	3292	A
48	5	3294	A
48	5	3304	U
48	5	3307	A
48	5	3313	U
48	5	3316	A
48	5	3317	U
48	5	3318	G
48	5	3319	U
48	5	3320	A
48	5	3330	A
48	5	3333	G
48	5	3335	A
48	5	3336	A
48	5	3341	U
48	5	3342	A
48	5	3343	G
48	5	3345	G
48	5	3349	C
48	5	3351	U
48	5	3352	U
48	5	3354	U
48	5	3355	U
48	5	3356	G
48	5	3357	U
48	5	3358	U
48	5	3369	G
48	5	3378	C
48	5	3382	U
48	5	3383	G
48	5	3389	U

Continued on next page...

Continued from previous page...

Mol	Chain	Res	Type
48	5	3390	G
48	5	3393	U
48	5	3396	U
49	7	7	G
49	7	22	A
49	7	27	A
49	7	33	U
49	7	38	U
49	7	42	A
49	7	54	U
49	7	61	G
49	7	65	G
49	7	66	A
49	7	73	C
49	7	74	C
49	7	93	C
49	7	101	G
49	7	102	A
49	7	103	A
49	7	104	A
49	7	112	G
50	8	21	C
50	8	34	U
50	8	35	C
50	8	48	A
50	8	52	A
50	8	53	A
50	8	59	A
50	8	62	C
50	8	63	G
50	8	79	A
50	8	80	A
50	8	81	U
50	8	83	C
50	8	84	C
50	8	86	U
50	8	87	G
50	8	90	U
50	8	95	G
50	8	104	A
50	8	105	A
50	8	106	C

Continued on next page...

Continued from previous page...

Mol	Chain	Res	Type
50	8	111	A
50	8	113	U
50	8	122	U
50	8	125	U
50	8	126	A
50	8	127	U
50	8	138	A
50	8	152	G
50	8	156	U
50	8	157	U
50	8	158	U

All (132) RNA pucker outliers are listed below:

Mol	Chain	Res	Type
48	5	43	A
48	5	65	A
48	5	93	C
48	5	151	A
48	5	169	U
48	5	183	G
48	5	217	U
48	5	238	A
48	5	282	G
48	5	397	A
48	5	436	A
48	5	438	A
48	5	439	C
48	5	545	U
48	5	546	C
48	5	588	G
48	5	611	A
48	5	619	A
48	5	647	A
48	5	705	A
48	5	715	A
48	5	719	U
48	5	726	G
48	5	735	A
48	5	765	C
48	5	786	A
48	5	816	A

Continued on next page...

Continued from previous page...

Mol	Chain	Res	Type
48	5	873	C
48	5	896	A
48	5	908	G
48	5	916	G
48	5	937	G
48	5	979	U
48	5	993	G
48	5	1027	A
48	5	1033	U
48	5	1064	A
48	5	1081	U
48	5	1085	A
48	5	1094	U
48	5	1152	G
48	5	1181	U
48	5	1192	C
48	5	1222	G
48	5	1236	G
48	5	1238	C
48	5	1239	C
48	5	1241	U
48	5	1284	C
48	5	1307	G
48	5	1317	A
48	5	1329	U
48	5	1331	U
48	5	1352	A
48	5	1355	A
48	5	1434	G
48	5	1481	A
48	5	1507	G
48	5	1514	G
48	5	1554	U
48	5	1560	G
48	5	1568	U
48	5	1574	C
48	5	1580	A
48	5	1589	A
48	5	1607	U
48	5	1716	U
48	5	1724	U
48	5	1815	U

Continued on next page...

Continued from previous page...

Mol	Chain	Res	Type
48	5	1816	A
48	5	1817	G
48	5	1819	U
48	5	1841	A
48	5	1842	A
48	5	1849	C
48	5	1878	G
48	5	1879	A
48	5	2101	C
48	5	2112	U
48	5	2116	G
48	5	2204	C
48	5	2209	U
48	5	2249	G
48	5	2255	A
48	5	2257	C
48	5	2372	A
48	5	2374	C
48	5	2440	G
48	5	2507	C
48	5	2513	U
48	5	2531	C
48	5	2537	U
48	5	2539	C
48	5	2583	C
48	5	2585	G
48	5	2593	A
48	5	2662	G
48	5	2682	C
48	5	2689	A
48	5	2714	G
48	5	2728	G
48	5	2752	U
48	5	2772	C
48	5	2777	G
48	5	2801	A
48	5	2817	A
48	5	2818	U
48	5	2887	A
48	5	2896	A
48	5	2970	C
48	5	2971	A

Continued on next page...

Continued from previous page...

Mol	Chain	Res	Type
48	5	2996	U
48	5	3056	U
48	5	3078	U
48	5	3154	C
48	5	3155	U
48	5	3167	A
48	5	3195	U
48	5	3218	A
48	5	3228	C
48	5	3259	U
48	5	3269	U
48	5	3275	U
48	5	3289	G
48	5	3317	U
48	5	3330	A
48	5	3340	G
48	5	3341	U
48	5	3357	U
50	8	111	A
50	8	126	A
50	8	156	U

5.4 Non-standard residues in protein, DNA, RNA chains [i](#)

There are no non-standard protein/DNA/RNA residues in this entry.

5.5 Carbohydrates [i](#)

There are no monosaccharides in this entry.

5.6 Ligand geometry [i](#)

Of 4 ligands modelled in this entry, 4 are monoatomic - leaving 0 for Mogul analysis.

There are no bond length outliers.

There are no bond angle outliers.

There are no chirality outliers.

There are no torsion outliers.

There are no ring outliers.

No monomer is involved in short contacts.

5.7 Other polymers [i](#)

There are no such residues in this entry.

5.8 Polymer linkage issues [i](#)

The following chains have linkage breaks:

Mol	Chain	Number of breaks
11	K	2

All chain breaks are listed below:

Model	Chain	Residue-1	Atom-1	Residue-2	Atom-2	Distance (Å)
1	K	52:UNK	C	54:UNK	N	3.86
1	K	23:UNK	C	28:UNK	N	3.48

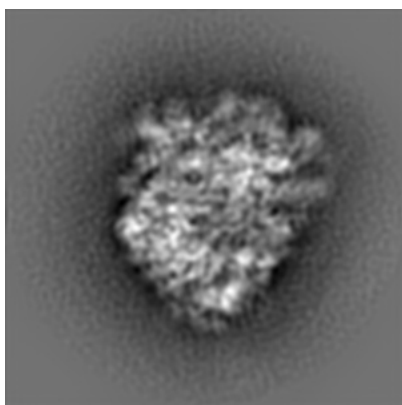
6 Map visualisation [i](#)

This section contains visualisations of the EMDB entry EMD-2169. These allow visual inspection of the internal detail of the map and identification of artifacts.

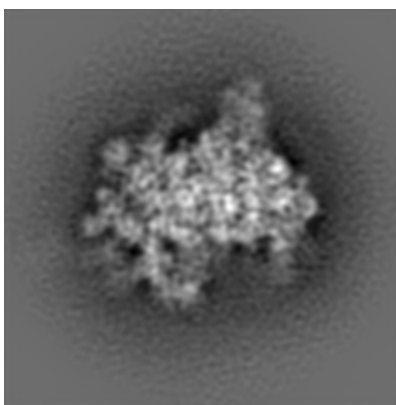
No raw map or half-maps were deposited for this entry and therefore no images, graphs, etc. pertaining to the raw map can be shown.

6.1 Orthogonal projections [i](#)

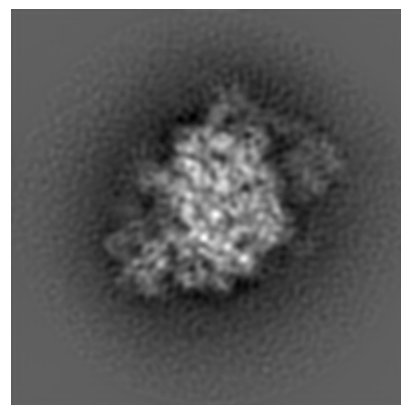
6.1.1 Primary map



X



Y

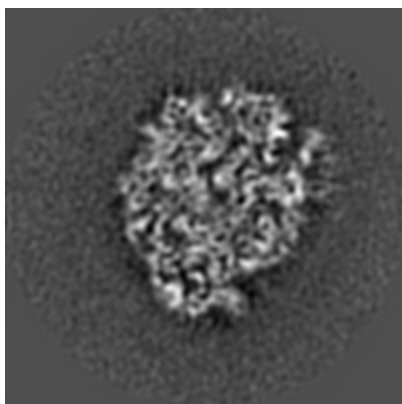


Z

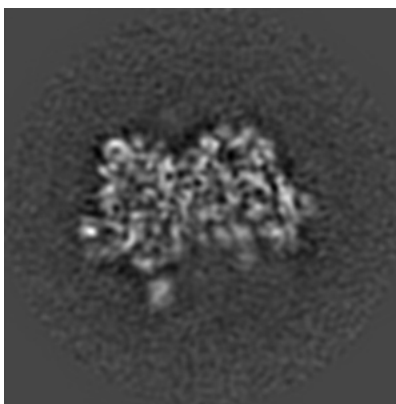
The images above show the map projected in three orthogonal directions.

6.2 Central slices [i](#)

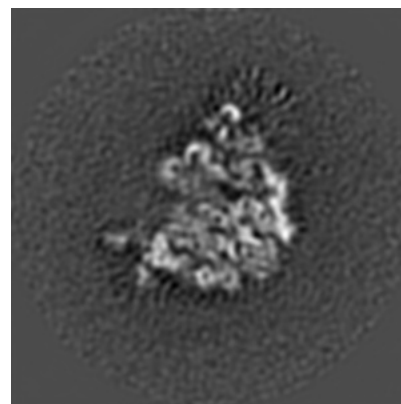
6.2.1 Primary map



X Index: 112



Y Index: 112

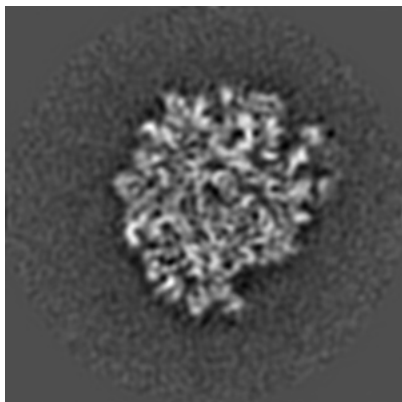


Z Index: 112

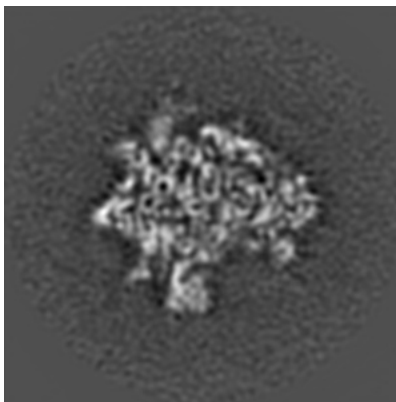
The images above show central slices of the map in three orthogonal directions.

6.3 Largest variance slices [i](#)

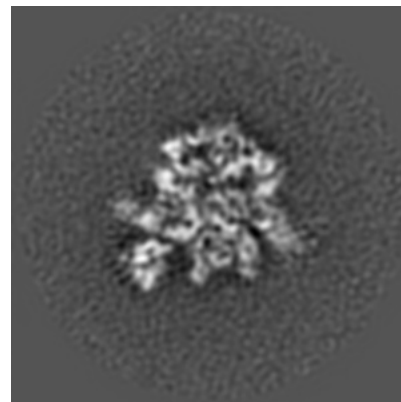
6.3.1 Primary map



X Index: 115



Y Index: 95



Z Index: 84

The images above show the largest variance slices of the map in three orthogonal directions.

6.4 Orthogonal surface views [i](#)

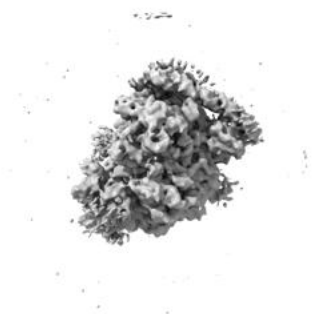
6.4.1 Primary map



X



Y



Z

The images above show the 3D surface view of the map at the recommended contour level 35.0. These images, in conjunction with the slice images, may facilitate assessment of whether an appropriate contour level has been provided.

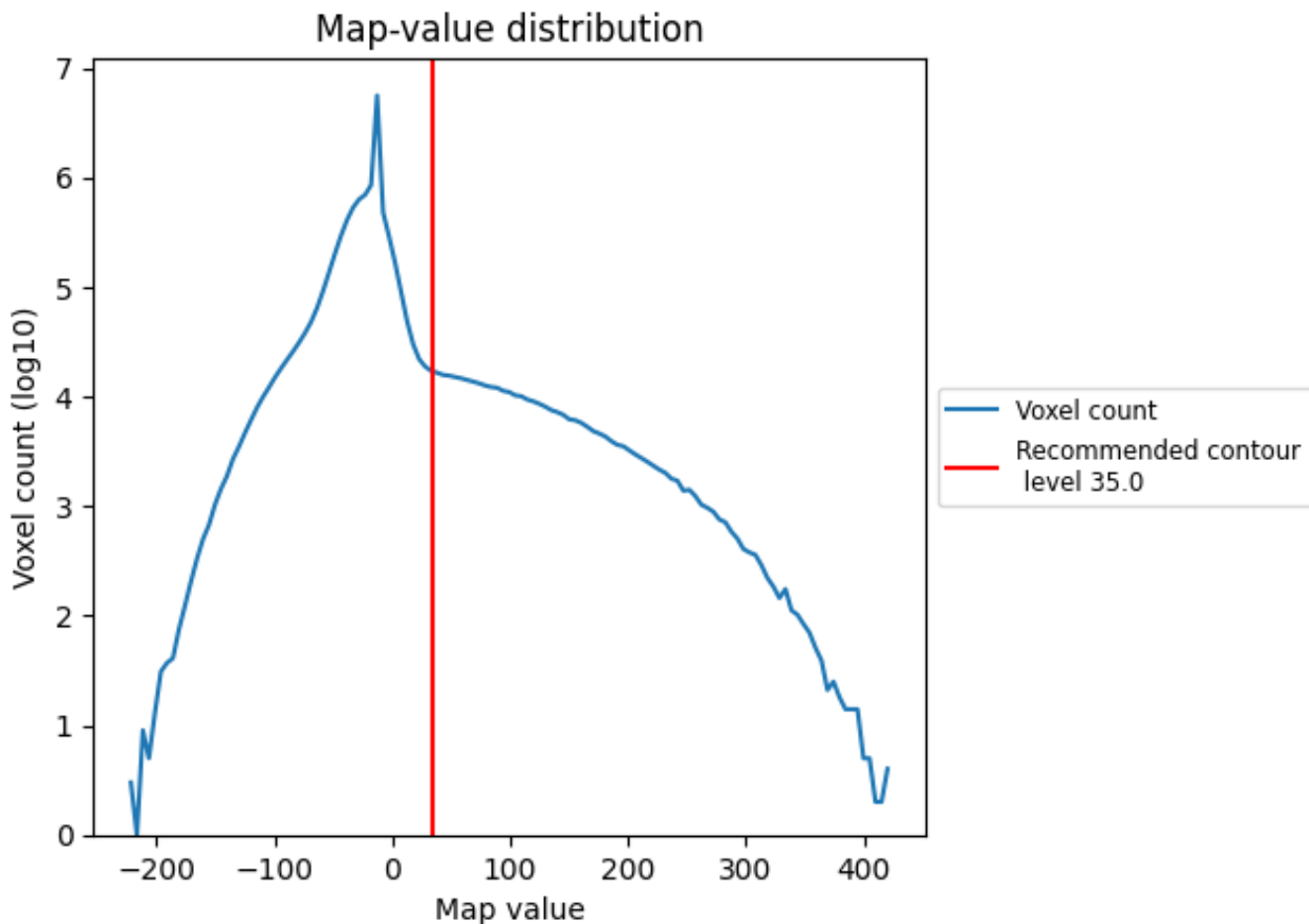
6.5 Mask visualisation

This section was not generated. No masks/segmentation were deposited.

7 Map analysis [i](#)

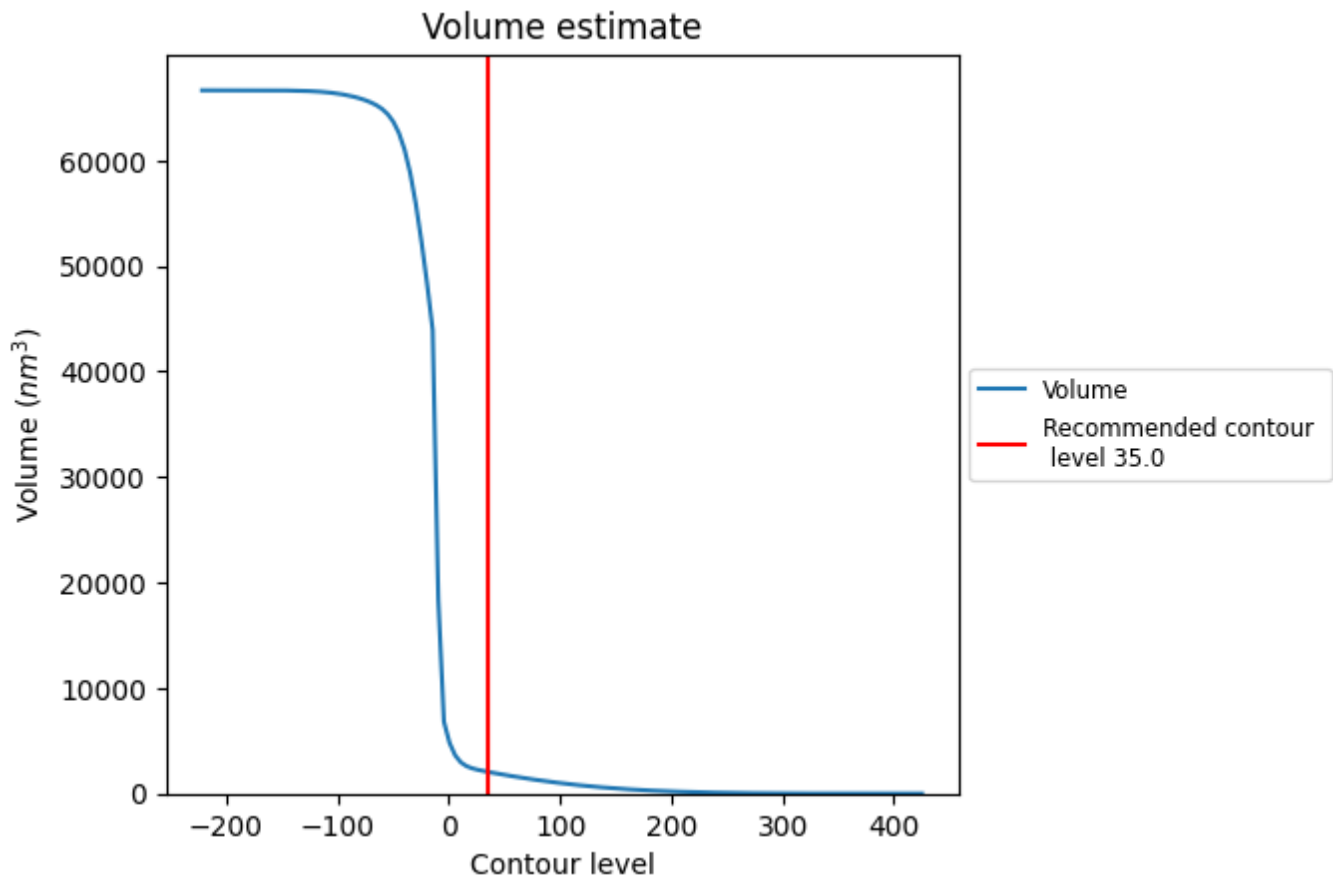
This section contains the results of statistical analysis of the map.

7.1 Map-value distribution [i](#)



The map-value distribution is plotted in 128 intervals along the x-axis. The y-axis is logarithmic. A spike in this graph at zero usually indicates that the volume has been masked.

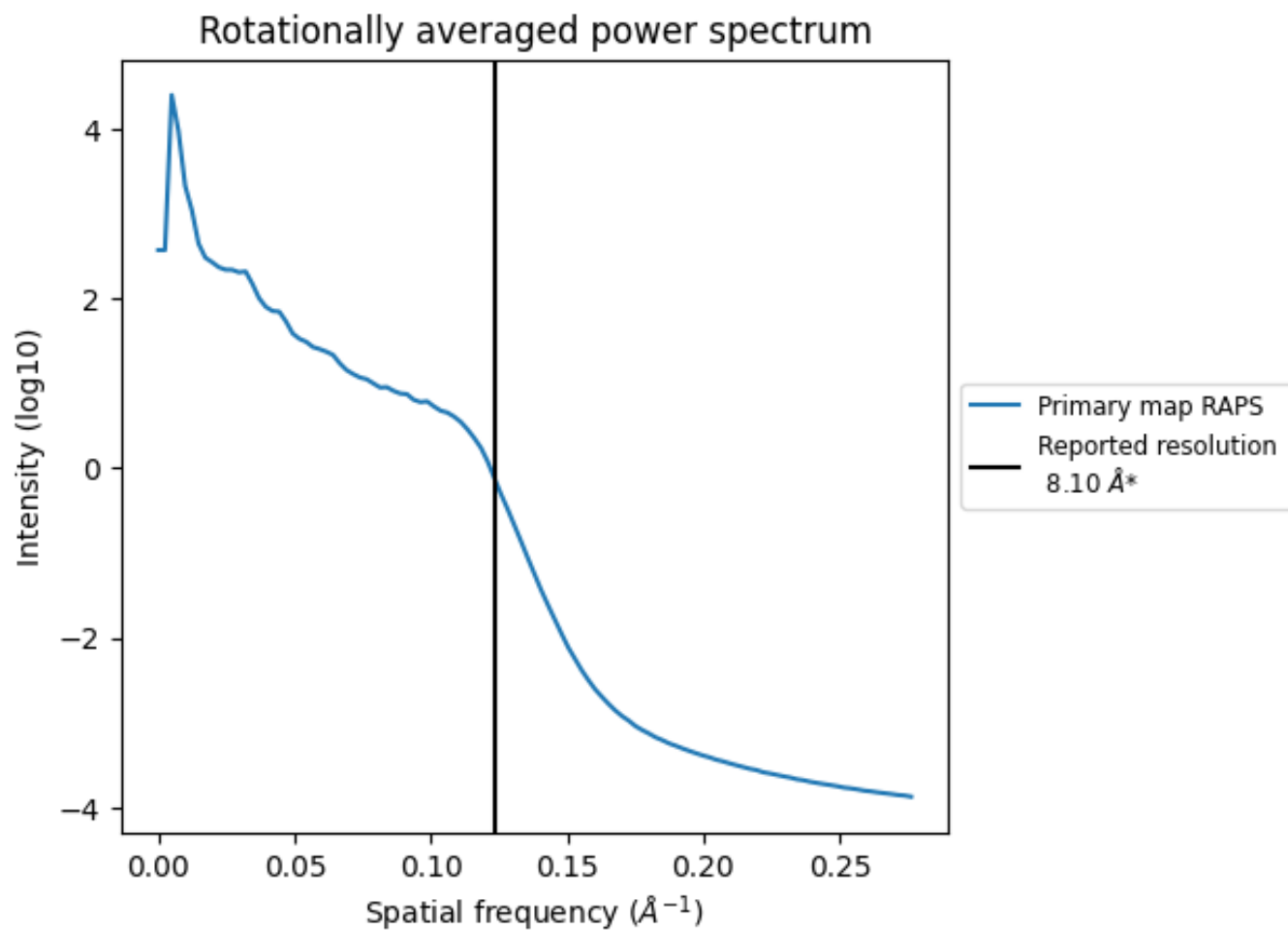
7.2 Volume estimate [i](#)



The volume at the recommended contour level is 2057 nm³; this corresponds to an approximate mass of 1858 kDa.

The volume estimate graph shows how the enclosed volume varies with the contour level. The recommended contour level is shown as a vertical line and the intersection between the line and the curve gives the volume of the enclosed surface at the given level.

7.3 Rotationally averaged power spectrum [i](#)



*Reported resolution corresponds to spatial frequency of 0.123\AA^{-1}


8 Fourier-Shell correlation

This section was not generated. No FSC curve or half-maps provided.

9 Map-model fit [i](#)

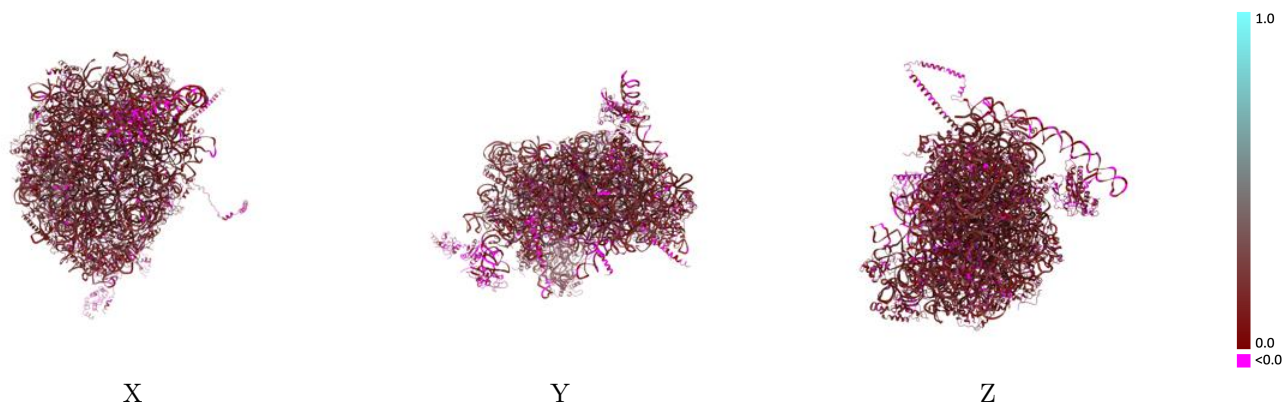
This section contains information regarding the fit between EMDB map EMD-2169 and PDB model 4V8T. Per-residue inclusion information can be found in section 3 on page 14.

9.1 Map-model overlay [i](#)



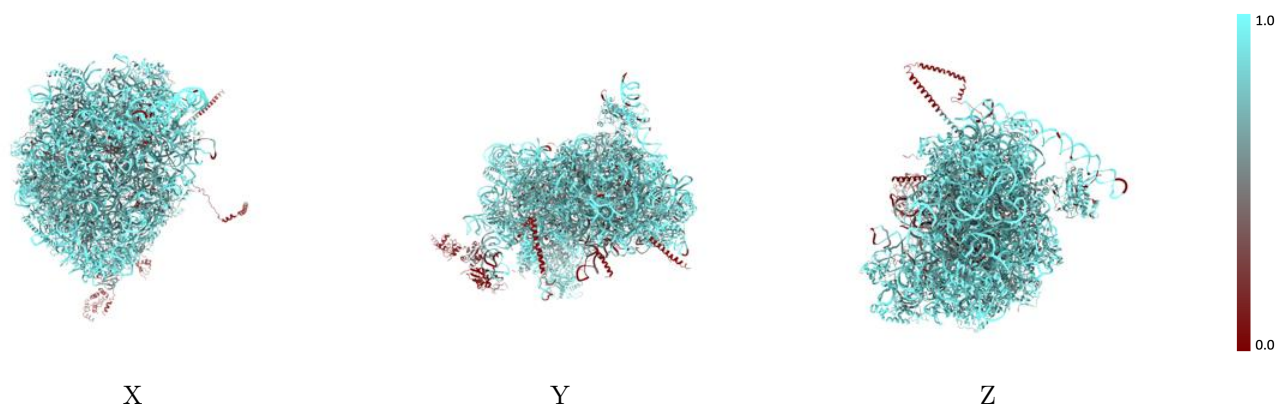
The images above show the 3D surface view of the map at the recommended contour level 35.0 at 50% transparency in yellow overlaid with a ribbon representation of the model coloured in blue. These images allow for the visual assessment of the quality of fit between the atomic model and the map.

9.2 Q-score mapped to coordinate model [\(i\)](#)



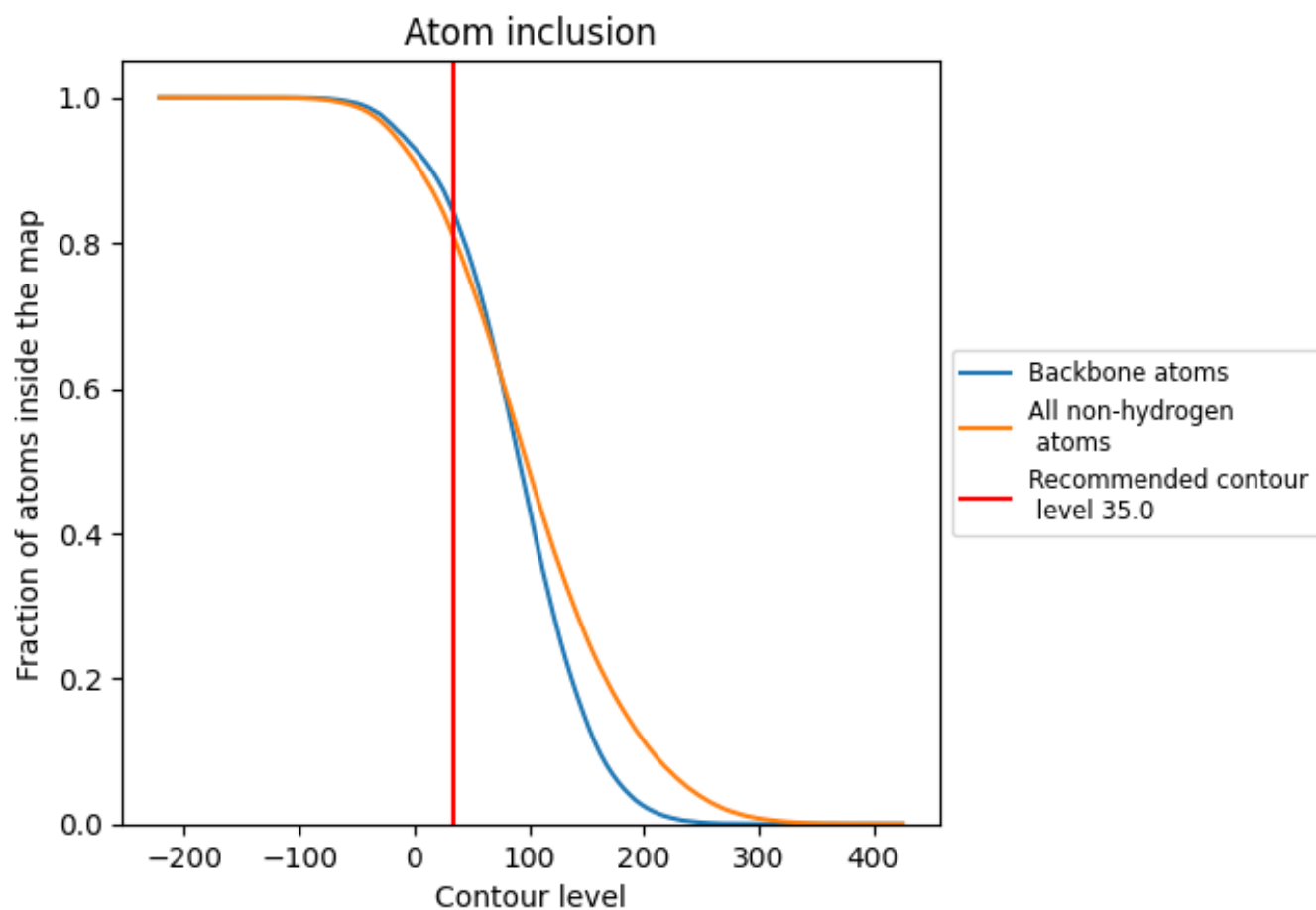
The images above show the model with each residue coloured according to its Q-score. This shows their resolvability in the map with higher Q-score values reflecting better resolvability. Please note: Q-score is calculating the resolvability of atoms, and thus high values are only expected at resolutions at which atoms can be resolved. Low Q-score values may therefore be expected for many entries.

9.3 Atom inclusion mapped to coordinate model [\(i\)](#)



The images above show the model with each residue coloured according to its atom inclusion. This shows to what extent they are inside the map at the recommended contour level (35.0).







































































9.4 Atom inclusion [i](#)



At the recommended contour level, 84% of all backbone atoms, 81% of all non-hydrogen atoms, are inside the map.

9.5 Map-model fit summary

































The table lists the average atom inclusion at the recommended contour level (35.0) and Q-score for the entire model and for each chain.

Chain	Atom inclusion	Q-score
All	 0.8060	 0.1350
1	 0.9211	 0.0730
5	 0.8853	 0.1540
7	 0.9701	 0.1670
8	 0.9198	 0.1690
A	 0.5421	 0.0710
B	 0.7003	 0.1060
C	 0.7171	 0.1120
D	 0.8105	 0.1160
E	 0.8077	 0.1310
F	 0.7416	 0.1380
G	 0.8229	 0.1300
H	 0.8121	 0.1290
I	 0.6824	 0.0940
J	 0.8517	 0.1170
K	 0.1307	 0.0320
L	 0.7828	 0.1380
M	 0.8547	 0.1500
N	 0.5559	 0.0810
O	 0.7695	 0.1420
P	 0.6700	 0.1020
Q	 0.6932	 0.1130
R	 0.5716	 0.1050
S	 0.7618	 0.1180
T	 0.7097	 0.1150
U	 0.7657	 0.1080
V	 0.6609	 0.1040
W	 0.3992	 0.0710
X	 0.7097	 0.1280
Y	 0.7650	 0.1130
Z	 0.7740	 0.1330
a	 0.6725	 0.1030
b	 0.6128	 0.1190
c	 0.7960	 0.1400
d	 0.7211	 0.1200



Continued on next page...

Continued from previous page...

Chain	Atom inclusion	Q-score
e	 0.6097	 0.1120
f	 0.7345	 0.1050
g	 0.5899	 0.0950
h	 0.7945	 0.1410
i	 0.7567	 0.1360
j	 0.6723	 0.0960
k	 0.8336	 0.1360
l	 0.5301	 0.1020
m	 0.7153	 0.1130
n	 0.0000	 -0.0490
o	 0.6248	 0.0810
p	 0.7701	 0.1110
q	 0.2199	 0.0110
r	 0.0000	 0.0090
s	 0.0000	 0.0180
t	 0.8062	 0.0840