



Full wwPDB X-ray Structure Validation Report ⓘ

May 25, 2020 – 02:10 pm BST

PDB ID : 4V8J
Title : Crystal structure of the bacterial ribosome ram mutation G347U.
Authors : Fagan, C.E.; Dunkle, J.A.; Maehigashi, T.; Dunham, C.M.
Deposited on : 2011-12-20
Resolution : 3.90 Å(reported)

This is a Full wwPDB X-ray Structure Validation Report for a publicly released PDB entry.

We welcome your comments at validation@mail.wwpdb.org

A user guide is available at

<https://www.wwpdb.org/validation/2017/XrayValidationReportHelp>

with specific help available everywhere you see the ⓘ symbol.

The following versions of software and data (see [references ⓘ](#)) were used in the production of this report:

MolProbity : 4.02b-467
Mogul : 1.8.5 (274361), CSD as541be (2020)
Xtriage (Phenix) : 1.13
EDS : 2.11
buster-report : 1.1.7 (2018)
Percentile statistics : 20191225.v01 (using entries in the PDB archive December 25th 2019)
Refmac : 5.8.0158
CCP4 : 7.0.044 (Gargrove)
Ideal geometry (proteins) : Engh & Huber (2001)
Ideal geometry (DNA, RNA) : Parkinson et al. (1996)
Validation Pipeline (wwPDB-VP) : 2.11

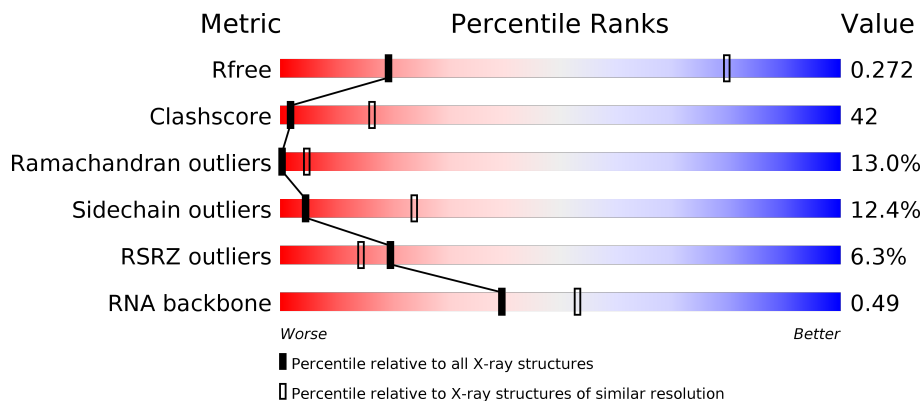
1 Overall quality at a glance

The following experimental techniques were used to determine the structure:

X-RAY DIFFRACTION

The reported resolution of this entry is 3.90 Å.

Percentile scores (ranging between 0-100) for global validation metrics of the entry are shown in the following graphic. The table shows the number of entries on which the scores are based.



Metric	Whole archive (#Entries)	Similar resolution (#Entries, resolution range(Å))
R_{free}	130704	1002 (4.14-3.66)
Clashscore	141614	1004 (4.12-3.68)
Ramachandran outliers	138981	1021 (4.14-3.66)
Sidechain outliers	138945	1014 (4.14-3.66)
RSRZ outliers	127900	1275 (4.20-3.60)
RNA backbone	3102	1040 (4.76-3.00)

The table below summarises the geometric issues observed across the polymeric chains and their fit to the electron density. The red, orange, yellow and green segments on the lower bar indicate the fraction of residues that contain outliers for ≥ 3 , 2, 1 and 0 types of geometric quality criteria respectively. A grey segment represents the fraction of residues that are not modelled. The numeric value for each fraction is indicated below the corresponding segment, with a dot representing fractions $\leq 5\%$. The upper red bar (where present) indicates the fraction of residues that have poor fit to the electron density. The numeric value is given above the bar.

Mol	Chain	Length	Quality of chain
1	AA	1522	 4% 35% 52% 12% ..
1	CA	1522	 4% 34% 51% 13% ..
2	AB	256	 4% 20% 57% 14% 8%
2	CB	256	 5% 18% 60% 13% 8%




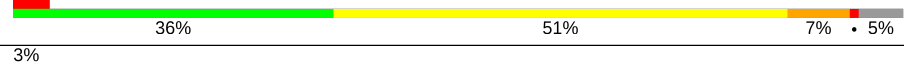


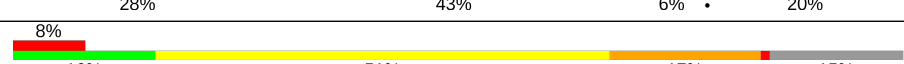

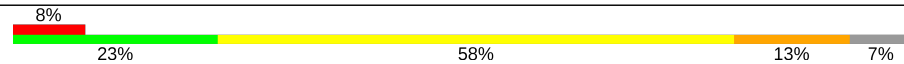
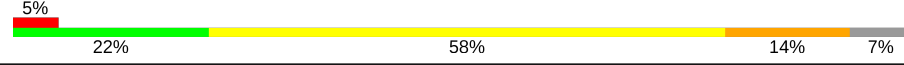

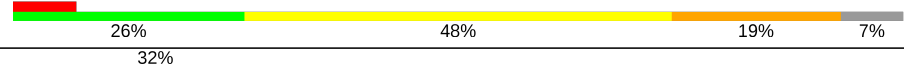




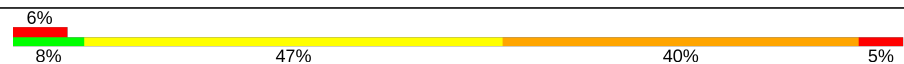





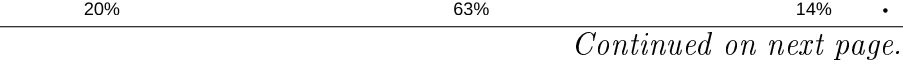


Continued on next page...

Continued from previous page...

Mol	Chain	Length	Quality of chain
3	AC	239	
3	CC	239	
4	AD	209	
4	CD	209	
5	AE	162	
5	CE	162	
6	AF	101	
6	CF	101	
7	AG	156	
7	CG	156	
8	AH	138	
8	CH	138	
9	AI	128	
9	CI	128	
10	AJ	105	
10	CJ	105	
11	AK	129	
11	CK	129	
12	AL	132	
12	CL	132	
13	AM	126	
13	CM	126	
14	AN	61	
14	CN	61	
15	AO	89	

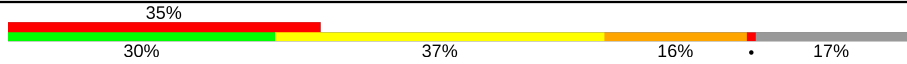
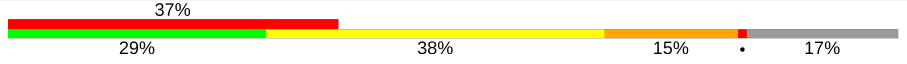
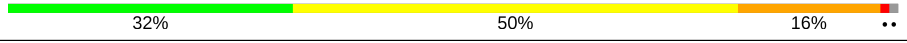

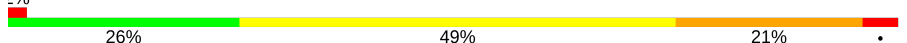


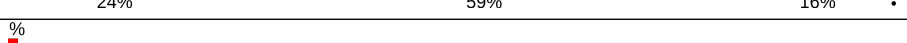
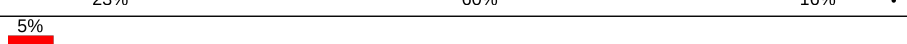
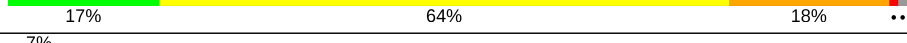
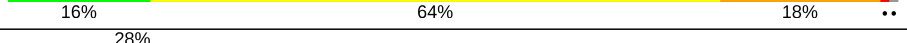
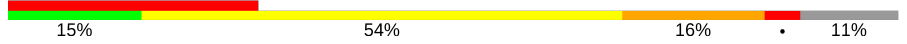





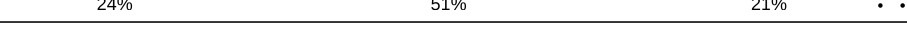







Continued on next page...

Continued from previous page...

Mol	Chain	Length	Quality of chain
15	CO	89	
16	AP	88	
16	CP	88	
17	AQ	105	
17	CQ	105	
18	AR	88	
18	CR	88	
19	AS	93	
19	CS	93	
20	AT	106	
20	CT	106	
21	AU	27	
21	CU	27	
22	AW	76	
22	AY	76	
22	CW	76	
22	CY	76	
23	AV	77	
23	CV	77	
24	AX	24	
24	CX	24	
25	BA	2916	
25	DA	2916	
26	BB	122	
26	DB	122	

Continued on next page...

Continued from previous page...

Mol	Chain	Length	Quality of chain
27	BC	229	
27	DC	229	
28	BD	276	
28	DD	276	
29	BE	206	
29	DE	206	
30	BF	210	
30	DF	210	
31	BG	182	
31	DG	182	
32	BH	180	
32	DH	180	
33	BI	148	
33	DI	148	
34	BN	140	
34	DN	140	
35	BO	122	
35	DO	122	
36	BP	150	
36	DP	150	
37	BQ	141	
37	DQ	141	
38	BR	118	
38	DR	118	
39	BS	112	

Continued on next page...

Continued from previous page...

Mol	Chain	Length	Quality of chain
39	DS	112	3% 13% 44% 29% 12%
40	BT	146	5% 24% 45% 25% 5%
40	DT	146	2% 23% 45% 25% 5%
41	BU	118	3% 25% 62% 12%
41	DU	118	25% 62% 12%
42	BV	101	5% 25% 53% 19%
42	DV	101	2% 25% 53% 20%
43	BW	113	6% 32% 53% 13%
43	DW	113	0% 30% 54% 14%
44	BX	96	40% 51% 6%
44	DX	96	3% 38% 52% 7%
45	BY	110	18% 23% 43% 22% 5% 8%
45	DY	110	8% 21% 42% 24% 5% 8%
46	BZ	206	12% 16% 50% 20% 14%
46	DZ	206	8% 15% 51% 20% 14%
47	B0	85	14% 32% 53% 13%
47	D0	85	11% 29% 54% 14%
48	B1	98	4% 21% 58% 14%
48	D1	98	21% 58% 14%
49	B2	72	3% 22% 54% 17% 6%
49	D2	72	3% 21% 57% 14% 7%
50	B3	60	5% 18% 63% 18%
50	D3	60	5% 18% 63% 18%
51	B4	71	7% 27% 8% 56%
51	D4	71	6% 27% 10% 56%

Continued on next page...

Continued from previous page...

Mol	Chain	Length	Quality of chain
52	B5	60	
52	D5	60	
53	B6	54	
53	D6	54	
54	B7	49	
54	D7	49	
55	B8	65	
55	D8	65	
56	B9	37	
56	D9	37	

The following table lists non-polymeric compounds, carbohydrate monomers and non-standard residues in protein, DNA, RNA chains that are outliers for geometric or electron-density-fit criteria:

Mol	Type	Chain	Res	Chirality	Geometry	Clashes	Electron density
57	MG	AA	1610	-	-	-	X
57	MG	AA	1612	-	-	-	X
57	MG	AA	1623	-	-	-	X
57	MG	AA	1628	-	-	-	X
57	MG	AA	1631	-	-	-	X
57	MG	AA	1634	-	-	-	X
57	MG	AA	1636	-	-	-	X
57	MG	AA	1638	-	-	-	X
57	MG	AA	1645	-	-	-	X
57	MG	AA	1652	-	-	-	X
57	MG	AA	1654	-	-	-	X
57	MG	AA	1676	-	-	-	X
57	MG	AA	1679	-	-	-	X
57	MG	AA	1686	-	-	-	X
57	MG	AA	1687	-	-	-	X
57	MG	AA	1688	-	-	-	X
57	MG	BA	3001	-	-	-	X
57	MG	BA	3003	-	-	-	X
57	MG	BA	3009	-	-	-	X
57	MG	BA	3010	-	-	-	X

Continued on next page...

Continued from previous page...

Mol	Type	Chain	Res	Chirality	Geometry	Clashes	Electron density
57	MG	BA	3018	-	-	-	X
57	MG	BA	3021	-	-	-	X
57	MG	BA	3037	-	-	-	X
57	MG	BA	3059	-	-	-	X
57	MG	BA	3061	-	-	X	-
57	MG	BA	3062	-	-	X	-
57	MG	BA	3067	-	-	-	X
57	MG	BA	3085	-	-	-	X
57	MG	BA	3087	-	-	-	X
57	MG	BA	3097	-	-	-	X
57	MG	BA	3105	-	-	-	X
57	MG	BA	3117	-	-	-	X
57	MG	BA	3120	-	-	-	X
57	MG	BA	3124	-	-	-	X
57	MG	BA	3134	-	-	-	X
57	MG	BA	3135	-	-	-	X
57	MG	BA	3150	-	-	-	X
57	MG	BA	3154	-	-	-	X
57	MG	BA	3160	-	-	-	X
57	MG	BA	3163	-	-	-	X
57	MG	BA	3167	-	-	-	X
57	MG	BA	3173	-	-	-	X
57	MG	BA	3187	-	-	-	X
57	MG	BA	3190	-	-	-	X
57	MG	BA	3193	-	-	-	X
57	MG	BA	3195	-	-	-	X
57	MG	BA	3199	-	-	-	X
57	MG	BA	3201	-	-	-	X
57	MG	BA	3204	-	-	-	X
57	MG	BA	3217	-	-	-	X
57	MG	BA	3221	-	-	X	-
57	MG	BA	3223	-	-	-	X
57	MG	BA	3231	-	-	-	X
57	MG	BA	3233	-	-	-	X
57	MG	BA	3236	-	-	-	X
57	MG	BA	3237	-	-	-	X
57	MG	BA	3240	-	-	-	X
57	MG	BA	3242	-	-	-	X
57	MG	BA	3243	-	-	-	X
57	MG	BA	3245	-	-	-	X
57	MG	BA	3248	-	-	-	X
57	MG	BA	3249	-	-	-	X

Continued on next page...

Continued from previous page...

Mol	Type	Chain	Res	Chirality	Geometry	Clashes	Electron density
57	MG	BA	3251	-	-	-	X
57	MG	BA	3254	-	-	-	X
57	MG	BB	203	-	-	-	X
57	MG	BU	201	-	-	-	X
57	MG	CA	1604	-	-	-	X
57	MG	CA	1606	-	-	-	X
57	MG	CA	1609	-	-	-	X
57	MG	CA	1619	-	-	-	X
57	MG	CA	1620	-	-	-	X
57	MG	CA	1625	-	-	-	X
57	MG	CA	1626	-	-	-	X
57	MG	CA	1635	-	-	-	X
57	MG	CA	1636	-	-	-	X
57	MG	CA	1638	-	-	-	X
57	MG	CA	1640	-	-	-	X
57	MG	CA	1645	-	-	-	X
57	MG	CA	1656	-	-	-	X
57	MG	CA	1667	-	-	-	X
57	MG	CA	1669	-	-	-	X
57	MG	CA	1670	-	-	-	X
57	MG	CA	1678	-	-	-	X
57	MG	CA	1680	-	-	-	X
57	MG	CA	1682	-	-	-	X
57	MG	CA	1683	-	-	-	X
57	MG	CA	1693	-	-	-	X
57	MG	CV	102	-	-	-	X
57	MG	D0	101	-	-	-	X
57	MG	D5	102	-	-	-	X
57	MG	DA	3002	-	-	-	X
57	MG	DA	3006	-	-	-	X
57	MG	DA	3020	-	-	-	X
57	MG	DA	3028	-	-	-	X
57	MG	DA	3038	-	-	-	X
57	MG	DA	3060	-	-	-	X
57	MG	DA	3063	-	-	-	X
57	MG	DA	3064	-	-	-	X
57	MG	DA	3065	-	-	-	X
57	MG	DA	3075	-	-	-	X
57	MG	DA	3094	-	-	-	X
57	MG	DA	3107	-	-	-	X
57	MG	DA	3110	-	-	-	X
57	MG	DA	3112	-	-	-	X

Continued on next page...

Continued from previous page...

Mol	Type	Chain	Res	Chirality	Geometry	Clashes	Electron density
57	MG	DA	3127	-	-	-	X
57	MG	DA	3128	-	-	-	X
57	MG	DA	3132	-	-	-	X
57	MG	DA	3136	-	-	-	X
57	MG	DA	3161	-	-	-	X
57	MG	DA	3162	-	-	-	X
57	MG	DA	3164	-	-	-	X
57	MG	DA	3165	-	-	-	X
57	MG	DA	3167	-	-	-	X
57	MG	DA	3176	-	-	-	X
57	MG	DA	3177	-	-	-	X
57	MG	DA	3179	-	-	-	X
57	MG	DA	3181	-	-	-	X
57	MG	DA	3184	-	-	-	X
57	MG	DA	3191	-	-	-	X
57	MG	DA	3192	-	-	-	X
57	MG	DA	3195	-	-	-	X
57	MG	DA	3197	-	-	-	X
57	MG	DA	3198	-	-	-	X
57	MG	DA	3199	-	-	-	X
57	MG	DA	3211	-	-	-	X
57	MG	DA	3212	-	-	-	X
57	MG	DA	3214	-	-	-	X
57	MG	DA	3221	-	-	-	X
57	MG	DA	3227	-	-	-	X
57	MG	DA	3230	-	-	-	X
57	MG	DA	3236	-	-	-	X
57	MG	DA	3237	-	-	-	X
57	MG	DA	3238	-	-	-	X
57	MG	DA	3241	-	-	-	X
57	MG	DA	3244	-	-	-	X
57	MG	DA	3246	-	-	-	X
57	MG	DA	3247	-	-	-	X
57	MG	DA	3251	-	-	-	X
57	MG	DA	3254	-	-	-	X
57	MG	DA	3256	-	-	-	X
57	MG	DA	3259	-	-	-	X
57	MG	DA	3264	-	-	-	X
57	MG	DA	3265	-	-	-	X
57	MG	DA	3268	-	-	-	X
59	ZN	AN	101	-	-	X	-

2 Entry composition i

There are 59 unique types of molecules in this entry. The entry contains 292667 atoms, of which 0 are hydrogens and 0 are deuteriums.

In the tables below, the ZeroOcc column contains the number of atoms modelled with zero occupancy, the AltConf column contains the number of residues with at least one atom in alternate conformation and the Trace column contains the number of residues modelled with at most 2 atoms.

- Molecule 1 is a RNA chain called 16S rRNA.

Mol	Chain	Residues	Atoms					ZeroOcc	AltConf	Trace
			Total	C	N	O	P			
1	AA	1504	Total 32326	C 14389	N 5989	O 10445	P 1503	0	0	0
1	CA	1503	Total 32304	C 14379	N 5984	O 10439	P 1502	0	0	0

There are 2 discrepancies between the modelled and reference sequences:

Chain	Residue	Modelled	Actual	Comment	Reference
AA	342	U	G	ENGINEERED MUTATION	GB AP008226.1
CA	342	U	G	ENGINEERED MUTATION	GB AP008226.1

- Molecule 2 is a protein called 30S ribosomal protein S2.

Mol	Chain	Residues	Atoms					ZeroOcc	AltConf	Trace
			Total	C	N	O	S			
2	AB	235	Total 1901	C 1213	N 342	O 341	S 5	0	0	1
2	CB	235	Total 1901	C 1213	N 342	O 341	S 5	0	0	1

- Molecule 3 is a protein called 30S ribosomal protein S3.

Mol	Chain	Residues	Atoms					ZeroOcc	AltConf	Trace
			Total	C	N	O	S			
3	AC	207	Total 1613	C 1016	N 315	O 281	S 1	0	0	1
3	CC	207	Total 1613	C 1016	N 315	O 281	S 1	0	0	1

- Molecule 4 is a protein called 30S ribosomal protein S4.

Mol	Chain	Residues	Atoms					ZeroOcc	AltConf	Trace
			Total	C	N	O	S			
4	AD	208	Total 1703	C 1066	N 339	O 291	S 7	0	0	0

Continued on next page...

Continued from previous page...

Mol	Chain	Residues	Atoms					ZeroOcc	AltConf	Trace
			Total	C	N	O	S			
4	CD	208	Total 1703	C 1066	N 339	O 291	S 7	0	0	0

- Molecule 5 is a protein called 30S ribosomal protein S5.

Mol	Chain	Residues	Atoms					ZeroOcc	AltConf	Trace
			Total	C	N	O	S			
5	AE	151	Total 1147	C 724	N 218	O 201	S 4	0	0	1
5	CE	151	Total 1147	C 724	N 218	O 201	S 4	0	0	1

- Molecule 6 is a protein called 30S ribosomal protein S6.

Mol	Chain	Residues	Atoms					ZeroOcc	AltConf	Trace
			Total	C	N	O	S			
6	AF	101	Total 843	C 531	N 155	O 154	S 3	0	0	0
6	CF	101	Total 843	C 531	N 155	O 154	S 3	0	0	0

- Molecule 7 is a protein called 30S ribosomal protein S7.

Mol	Chain	Residues	Atoms					ZeroOcc	AltConf	Trace
			Total	C	N	O	S			
7	AG	155	Total 1257	C 781	N 252	O 218	S 6	0	0	0
7	CG	155	Total 1257	C 781	N 252	O 218	S 6	0	0	0

- Molecule 8 is a protein called 30S ribosomal protein S8.

Mol	Chain	Residues	Atoms					ZeroOcc	AltConf	Trace
			Total	C	N	O	S			
8	AH	138	Total 1116	C 705	N 215	O 193	S 3	0	0	0
8	CH	138	Total 1116	C 705	N 215	O 193	S 3	0	0	0

- Molecule 9 is a protein called 30S ribosomal protein S9.

Mol	Chain	Residues	Atoms				ZeroOcc	AltConf	Trace
			Total	C	N	O			
9	AI	127	Total 1010	C 639	N 197	O 174	0	0	0
9	CI	127	Total 1010	C 639	N 197	O 174	0	0	0

- Molecule 10 is a protein called 30S ribosomal protein S10.

Mol	Chain	Residues	Atoms					ZeroOcc	AltConf	Trace
			Total	C	N	O	S			
10	AJ	99	Total 795	C 499	N 157	O 138	S 1	0	0	1
10	CJ	99	Total 795	C 499	N 157	O 138	S 1	0	0	1

- Molecule 11 is a protein called 30S ribosomal protein S11.

Mol	Chain	Residues	Atoms					ZeroOcc	AltConf	Trace
			Total	C	N	O	S			
11	AK	119	Total 885	C 549	N 168	O 165	S 3	0	0	0
11	CK	119	Total 885	C 549	N 168	O 165	S 3	0	0	0

- Molecule 12 is a protein called 30S ribosomal protein S12.

Mol	Chain	Residues	Atoms					ZeroOcc	AltConf	Trace
			Total	C	N	O	S			
12	AL	125	Total 971	C 611	N 196	O 163	S 1	0	0	1
12	CL	125	Total 971	C 611	N 196	O 163	S 1	0	0	1

- Molecule 13 is a protein called 30S ribosomal protein S13.

Mol	Chain	Residues	Atoms					ZeroOcc	AltConf	Trace
			Total	C	N	O	S			
13	AM	125	Total 988	C 611	N 206	O 169	S 2	0	0	1
13	CM	125	Total 988	C 611	N 206	O 169	S 2	0	0	1

- Molecule 14 is a protein called 30S ribosomal protein S14.

Mol	Chain	Residues	Atoms					ZeroOcc	AltConf	Trace
			Total	C	N	O	S			
14	AN	60	Total 492	C 312	N 104	O 72	S 4	0	0	0
14	CN	60	Total 492	C 312	N 104	O 72	S 4	0	0	0

- Molecule 15 is a protein called 30S ribosomal protein S15.

Mol	Chain	Residues	Atoms					ZeroOcc	AltConf	Trace
15	AO	88	Total	C	N	O	S	0	0	0
			734	459	147	126	2			
15	CO	88	Total	C	N	O	S	0	0	0
			734	459	147	126	2			

- Molecule 16 is a protein called 30S ribosomal protein S16.

Mol	Chain	Residues	Atoms					ZeroOcc	AltConf	Trace
16	AP	84	Total	C	N	O	S	0	0	1
			701	443	140	117	1			
16	CP	84	Total	C	N	O	S	0	0	1
			701	443	140	117	1			

- Molecule 17 is a protein called 30S ribosomal protein S17.

Mol	Chain	Residues	Atoms					ZeroOcc	AltConf	Trace
17	AQ	100	Total	C	N	O	S	0	0	1
			824	528	152	142	2			
17	CQ	100	Total	C	N	O	S	0	0	1
			824	528	152	142	2			

- Molecule 18 is a protein called 30S ribosomal protein S18.

Mol	Chain	Residues	Atoms				ZeroOcc	AltConf	Trace
18	AR	70	Total	C	N	O	0	0	0
			574	367	112	95			
18	CR	70	Total	C	N	O	0	0	0
			574	367	112	95			

- Molecule 19 is a protein called 30S ribosomal protein S19.

Mol	Chain	Residues	Atoms					ZeroOcc	AltConf	Trace
19	AS	79	Total	C	N	O	S	0	0	1
			630	403	115	110	2			
19	CS	79	Total	C	N	O	S	0	0	1
			630	403	115	110	2			

- Molecule 20 is a protein called 30S ribosomal protein S20.

Mol	Chain	Residues	Atoms					ZeroOcc	AltConf	Trace
20	AT	99	Total	C	N	O	S	0	0	0
			763	470	162	129	2			

Continued on next page...

Continued from previous page...

Mol	Chain	Residues	Atoms					ZeroOcc	AltConf	Trace
20	CT	99	Total	C	N	O	S	0	0	0
			763	470	162	129	2			

- Molecule 21 is a protein called 30S ribosomal protein THX.

Mol	Chain	Residues	Atoms				ZeroOcc	AltConf	Trace
21	AU	25	Total	C	N	O	0	0	1
			209	128	51	30			
21	CU	25	Total	C	N	O	0	0	1
			209	128	51	30			

- Molecule 22 is a RNA chain called tRNA-Phe.

Mol	Chain	Residues	Atoms					ZeroOcc	AltConf	Trace
22	AW	76	Total	C	N	O	P	0	0	0
			1619	723	290	531	75			
22	AY	17	Total	C	N	O	P	0	0	0
			365	163	68	117	17			
22	CW	76	Total	C	N	O	P	0	0	0
			1619	723	290	531	75			
22	CY	17	Total	C	N	O	P	0	0	0
			365	163	68	117	17			

- Molecule 23 is a RNA chain called tRNA-fMet.

Mol	Chain	Residues	Atoms					ZeroOcc	AltConf	Trace
23	AV	77	Total	C	N	O	P	0	0	0
			1644	732	297	538	77			
23	CV	77	Total	C	N	O	P	0	0	0
			1644	732	297	538	77			

- Molecule 24 is a RNA chain called messenger RNA.

Mol	Chain	Residues	Atoms					ZeroOcc	AltConf	Trace
24	AX	8	Total	C	N	O	P	0	0	0
			169	76	29	56	8			
24	CX	10	Total	C	N	O	P	0	0	0
			210	96	39	66	9			

- Molecule 25 is a RNA chain called 23S rRNA.

Mol	Chain	Residues	Atoms					ZeroOcc	AltConf	Trace
			Total	C	N	O	P			
25	BA	2803	Total 60378	C 26870	N 11297	O 19409	P 2802	0	0	0
25	DA	2803	Total 60378	C 26870	N 11297	O 19409	P 2802	0	0	0

- Molecule 26 is a RNA chain called 5S rRNA.

Mol	Chain	Residues	Atoms					ZeroOcc	AltConf	Trace
			Total	C	N	O	P			
26	BB	119	Total 2551	C 1136	N 471	O 826	P 118	0	0	0
26	DB	119	Total 2551	C 1136	N 471	O 826	P 118	0	0	0

- Molecule 27 is a protein called 50S ribosomal protein L1.

Mol	Chain	Residues	Atoms				ZeroOcc	AltConf	Trace
			Total	C	N	O			
27	BC	191	Total 1142	C 691	N 221	O 230	0	0	1
27	DC	191	Total 1142	C 691	N 221	O 230	0	0	1

- Molecule 28 is a protein called 50S ribosomal protein L2.

Mol	Chain	Residues	Atoms					ZeroOcc	AltConf	Trace
			Total	C	N	O	S			
28	BD	272	Total 2105	C 1329	N 417	O 356	S 3	0	0	1
28	DD	272	Total 2105	C 1329	N 417	O 356	S 3	0	0	1

- Molecule 29 is a protein called 50S ribosomal protein L3.

Mol	Chain	Residues	Atoms					ZeroOcc	AltConf	Trace
			Total	C	N	O	S			
29	BE	205	Total 1564	C 988	N 300	O 270	S 6	0	0	1
29	DE	205	Total 1564	C 988	N 300	O 270	S 6	0	0	1

- Molecule 30 is a protein called 50S ribosomal protein L4.

Mol	Chain	Residues	Atoms					ZeroOcc	AltConf	Trace
			Total	C	N	O	S			
30	BF	208	Total 1624	C 1035	N 304	O 282	S 3	0	0	1

Continued on next page...

Continued from previous page...

Mol	Chain	Residues	Atoms					ZeroOcc	AltConf	Trace
			Total	C	N	O	S			
30	DF	208	1624	1035	304	282	3	0	0	1

- Molecule 31 is a protein called 50S ribosomal protein L5.

Mol	Chain	Residues	Atoms					ZeroOcc	AltConf	Trace
			Total	C	N	O	S			
31	BG	181	1474	942	268	260	4	0	0	0
31	DG	181	1474	942	268	260	4	0	0	0

- Molecule 32 is a protein called 50S ribosomal protein L6.

Mol	Chain	Residues	Atoms					ZeroOcc	AltConf	Trace
			Total	C	N	O	S			
32	BH	160	1223	773	229	220	1	0	0	1
32	DH	160	1223	773	229	220	1	0	0	1

- Molecule 33 is a protein called 50S ribosomal protein L9.

Mol	Chain	Residues	Atoms					ZeroOcc	AltConf	Trace
			Total	C	N	O	S			
33	BI	146	1132	723	201	207	1	0	0	1
33	DI	146	1132	723	201	207	1	0	0	1

- Molecule 34 is a protein called 50S ribosomal protein L13.

Mol	Chain	Residues	Atoms					ZeroOcc	AltConf	Trace
			Total	C	N	O	S			
34	BN	139	1105	712	207	182	4	0	0	1
34	DN	139	1105	712	207	182	4	0	0	1

- Molecule 35 is a protein called 50S ribosomal protein L14.

Mol	Chain	Residues	Atoms					ZeroOcc	AltConf	Trace
			Total	C	N	O	S			
35	BO	122	933	588	171	170	4	0	0	0
35	DO	122	933	588	171	170	4	0	0	0

- Molecule 36 is a protein called 50S ribosomal protein L15.

Mol	Chain	Residues	Atoms					ZeroOcc	AltConf	Trace
36	BP	146	Total	C	N	O	S	0	0	0
			1114	692	227	193	2			
36	DP	146	Total	C	N	O	S	0	0	0
			1114	692	227	193	2			

- Molecule 37 is a protein called 50S ribosomal protein L16.

Mol	Chain	Residues	Atoms					ZeroOcc	AltConf	Trace
37	BQ	141	Total	C	N	O	S	0	0	0
			1122	715	212	188	7			
37	DQ	141	Total	C	N	O	S	0	0	0
			1122	715	212	188	7			

- Molecule 38 is a protein called 50S ribosomal protein L17.

Mol	Chain	Residues	Atoms				ZeroOcc	AltConf	Trace
38	BR	117	Total	C	N	O	0	0	0
			960	599	202	159			
38	DR	117	Total	C	N	O	0	0	0
			960	599	202	159			

- Molecule 39 is a protein called 50S ribosomal protein L18.

Mol	Chain	Residues	Atoms				ZeroOcc	AltConf	Trace
39	BS	99	Total	C	N	O	0	0	1
			771	486	155	130			
39	DS	99	Total	C	N	O	0	0	1
			771	486	155	130			

- Molecule 40 is a protein called 50S ribosomal protein L19.

Mol	Chain	Residues	Atoms					ZeroOcc	AltConf	Trace
40	BT	138	Total	C	N	O	S	0	0	1
			1142	710	235	196	1			
40	DT	138	Total	C	N	O	S	0	0	1
			1142	710	235	196	1			

- Molecule 41 is a protein called 50S ribosomal protein L20.

Mol	Chain	Residues	Atoms					ZeroOcc	AltConf	Trace
41	BU	117	Total	C	N	O	S	0	0	0
			958	604	202	151	1			
41	DU	117	Total	C	N	O	S	0	0	0
			958	604	202	151	1			

- Molecule 42 is a protein called 50S ribosomal protein L21.

Mol	Chain	Residues	Atoms					ZeroOcc	AltConf	Trace
42	BV	101	Total	C	N	O	S	0	0	0
			779	501	142	135	1			
42	DV	101	Total	C	N	O	S	0	0	0
			779	501	142	135	1			

- Molecule 43 is a protein called 50S ribosomal protein L22.

Mol	Chain	Residues	Atoms					ZeroOcc	AltConf	Trace
43	BW	113	Total	C	N	O	S	0	0	0
			896	563	176	155	2			
43	DW	113	Total	C	N	O	S	0	0	0
			896	563	176	155	2			

- Molecule 44 is a protein called 50S ribosomal protein L23.

Mol	Chain	Residues	Atoms				ZeroOcc	AltConf	Trace
44	BX	93	Total	C	N	O	0	0	1
			726	471	132	123			
44	DX	93	Total	C	N	O	0	0	1
			726	471	132	123			

- Molecule 45 is a protein called 50S ribosomal protein L24.

Mol	Chain	Residues	Atoms					ZeroOcc	AltConf	Trace
45	BY	101	Total	C	N	O	S	0	0	1
			776	500	149	123	4			
45	DY	101	Total	C	N	O	S	0	0	1
			776	500	149	123	4			

- Molecule 46 is a protein called 50S ribosomal protein L25.

Mol	Chain	Residues	Atoms					ZeroOcc	AltConf	Trace
46	BZ	177	Total	C	N	O	S	0	0	1
			1404	897	253	252	2			

Continued on next page...

Continued from previous page...

Mol	Chain	Residues	Atoms					ZeroOcc	AltConf	Trace
46	DZ	177	Total	C	N	O	S	0	0	1
			1404	897	253	252	2			

- Molecule 47 is a protein called 50S ribosomal protein L27.

Mol	Chain	Residues	Atoms					ZeroOcc	AltConf	Trace
47	B0	84	Total	C	N	O	S	0	0	0
			662	410	140	111	1			
47	D0	84	Total	C	N	O	S	0	0	0
			662	410	140	111	1			

- Molecule 48 is a protein called 50S ribosomal protein L28.

Mol	Chain	Residues	Atoms					ZeroOcc	AltConf	Trace
48	B1	94	Total	C	N	O	S	0	0	1
			732	460	146	125	1			
48	D1	94	Total	C	N	O	S	0	0	1
			732	460	146	125	1			

- Molecule 49 is a protein called 50S ribosomal protein L29.

Mol	Chain	Residues	Atoms					ZeroOcc	AltConf	Trace
49	B2	71	Total	C	N	O	S	0	0	0
			598	370	121	106	1			
49	D2	71	Total	C	N	O	S	0	0	0
			598	370	121	106	1			

- Molecule 50 is a protein called 50S ribosomal protein L30.

Mol	Chain	Residues	Atoms					ZeroOcc	AltConf	Trace
50	B3	60	Total	C	N	O	S	0	0	1
			468	298	91	78	1			
50	D3	60	Total	C	N	O	S	0	0	1
			468	298	91	78	1			

- Molecule 51 is a protein called 50S ribosomal protein L31.

Mol	Chain	Residues	Atoms					ZeroOcc	AltConf	Trace
51	B4	31	Total	C	N	O	S	0	0	1
			226	142	37	43	4			
51	D4	31	Total	C	N	O	S	0	0	1
			226	142	37	43	4			

- Molecule 52 is a protein called 50S ribosomal protein L32.

Mol	Chain	Residues	Atoms					ZeroOcc	AltConf	Trace
52	B5	59	Total	C	N	O	S	0	0	0
			459	288	90	76	5			
52	D5	59	Total	C	N	O	S	0	0	0
			459	288	90	76	5			

- Molecule 53 is a protein called 50S ribosomal protein L33.

Mol	Chain	Residues	Atoms					ZeroOcc	AltConf	Trace
53	B6	45	Total	C	N	O	S	0	0	1
			381	235	78	64	4			
53	D6	45	Total	C	N	O	S	0	0	1
			381	235	78	64	4			

- Molecule 54 is a protein called 50S ribosomal protein L34.

Mol	Chain	Residues	Atoms					ZeroOcc	AltConf	Trace
54	B7	49	Total	C	N	O	S	0	0	1
			419	257	105	55	2			
54	D7	49	Total	C	N	O	S	0	0	1
			419	257	105	55	2			

- Molecule 55 is a protein called 50S ribosomal protein L35.

Mol	Chain	Residues	Atoms					ZeroOcc	AltConf	Trace
55	B8	64	Total	C	N	O	S	0	0	1
			508	326	102	78	2			
55	D8	64	Total	C	N	O	S	0	0	1
			508	326	102	78	2			

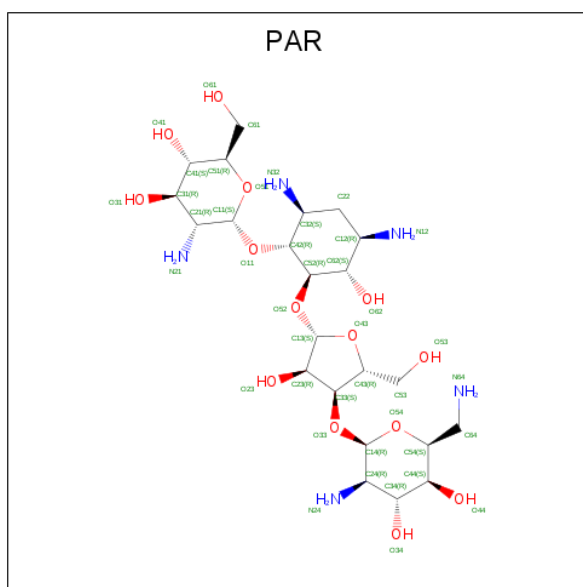
- Molecule 56 is a protein called 50S ribosomal protein L36.

Mol	Chain	Residues	Atoms					ZeroOcc	AltConf	Trace
56	B9	36	Total	C	N	O	S	0	0	0
			299	183	67	46	3			
56	D9	36	Total	C	N	O	S	0	0	0
			299	183	67	46	3			

- Molecule 57 is MAGNESIUM ION (three-letter code: MG) (formula: Mg).

Mol	Chain	Residues	Atoms	ZeroOcc	AltConf
57	BU	1	Total Mg 1 1	0	0
57	BB	4	Total Mg 4 4	0	0
57	BO	1	Total Mg 1 1	0	0
57	BA	261	Total Mg 261 261	0	0
57	CA	94	Total Mg 94 94	0	0
57	D0	1	Total Mg 1 1	0	0
57	CV	2	Total Mg 2 2	0	0
57	BF	2	Total Mg 2 2	0	0
57	B3	1	Total Mg 1 1	0	0
57	B5	2	Total Mg 2 2	0	0
57	BE	1	Total Mg 1 1	0	0
57	D5	2	Total Mg 2 2	0	0
57	AA	93	Total Mg 93 93	0	0
57	B1	1	Total Mg 1 1	0	0
57	DE	1	Total Mg 1 1	0	0
57	DA	268	Total Mg 268 268	0	0
57	AX	2	Total Mg 2 2	0	0
57	DD	1	Total Mg 1 1	0	0
57	DB	2	Total Mg 2 2	0	0

- Molecule 58 is PAROMOMYCIN (three-letter code: PAR) (formula: C₂₃H₄₅N₅O₁₄).



Mol	Chain	Residues	Atoms				ZeroOcc	AltConf
			Total	C	N	O		
58	AA	1	42	23	5	14	0	0
58	CA	1	42	23	5	14	0	0

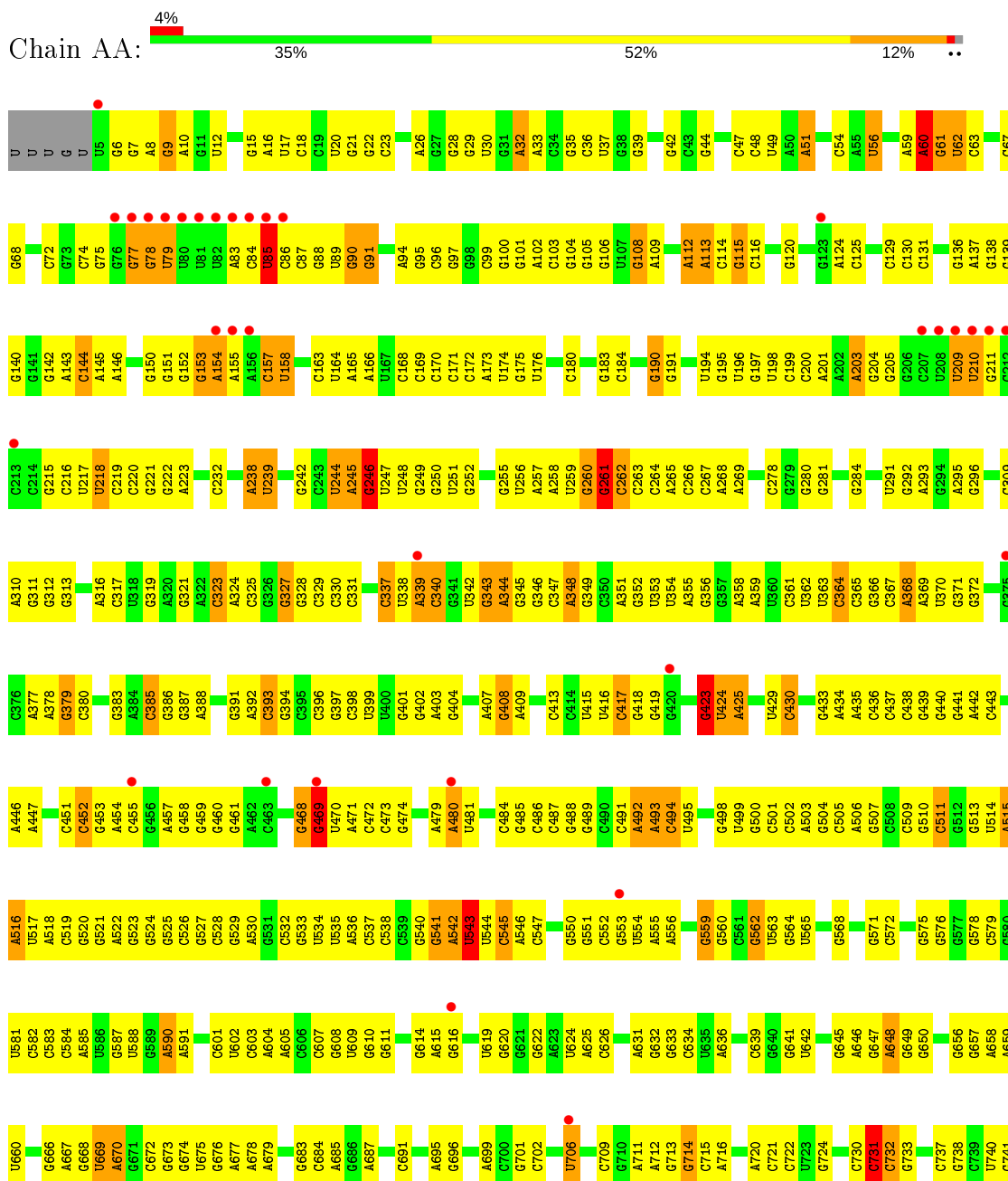
- Molecule 59 is ZINC ION (three-letter code: ZN) (formula: Zn).

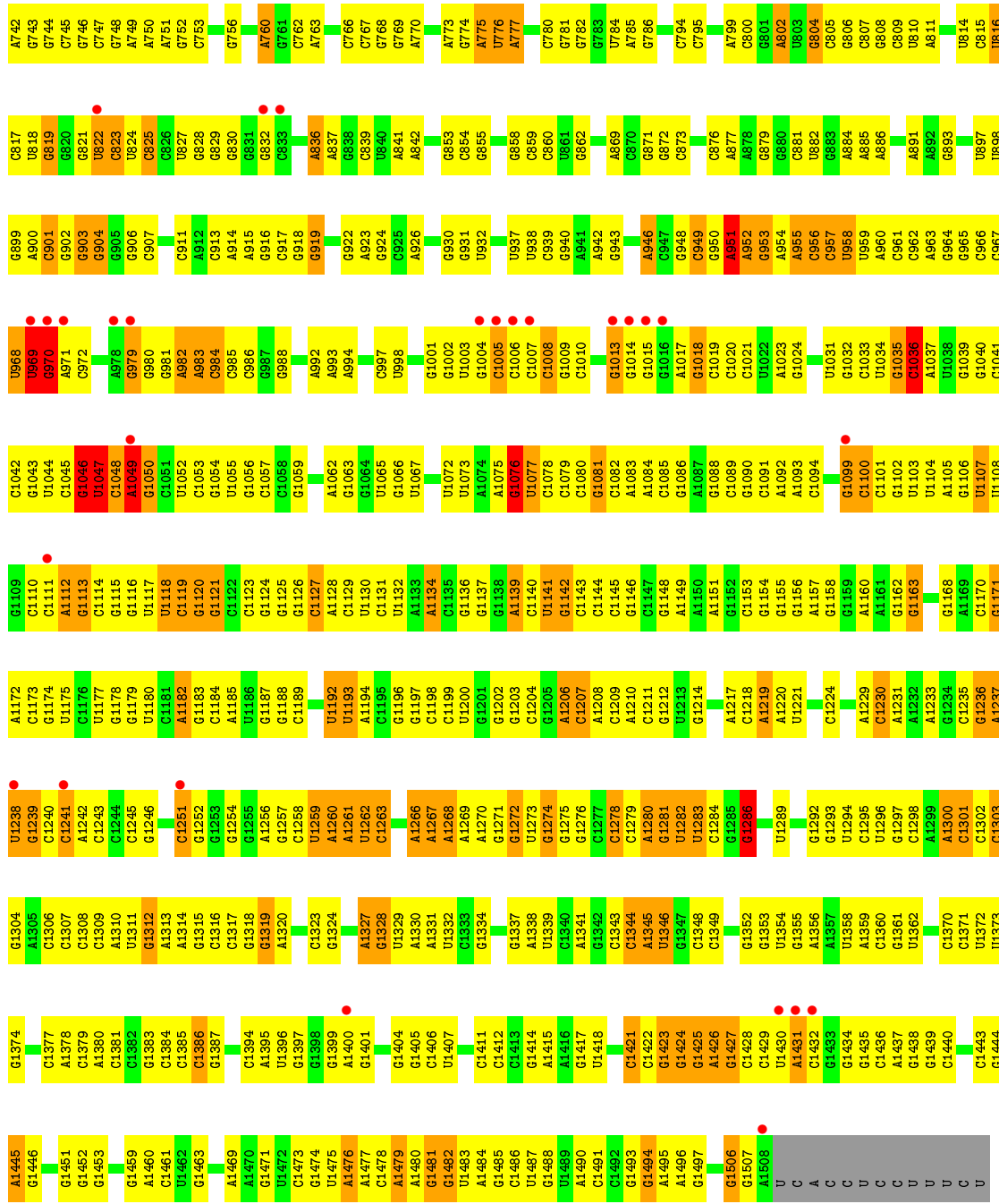
Mol	Chain	Residues	Atoms		ZeroOcc	AltConf
			Total	Zn		
59	CN	1	1	1	0	0
59	AD	1	1	1	0	0
59	CD	1	1	1	0	0
59	AN	1	1	1	0	0

3 Residue-property plots [i](#)

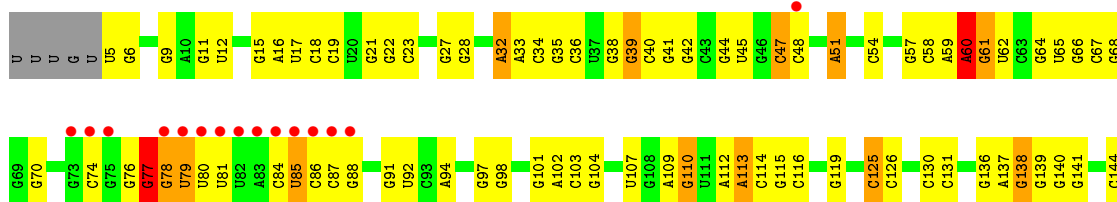
These plots are drawn for all protein, RNA and DNA chains in the entry. The first graphic for a chain summarises the proportions of the various outlier classes displayed in the second graphic. The second graphic shows the sequence view annotated by issues in geometry and electron density. Residues are color-coded according to the number of geometric quality criteria for which they contain at least one outlier: green = 0, yellow = 1, orange = 2 and red = 3 or more. A red dot above a residue indicates a poor fit to the electron density ($RSRZ > 2$). Stretches of 2 or more consecutive residues without any outlier are shown as a green connector. Residues present in the sample, but not in the model, are shown in grey.

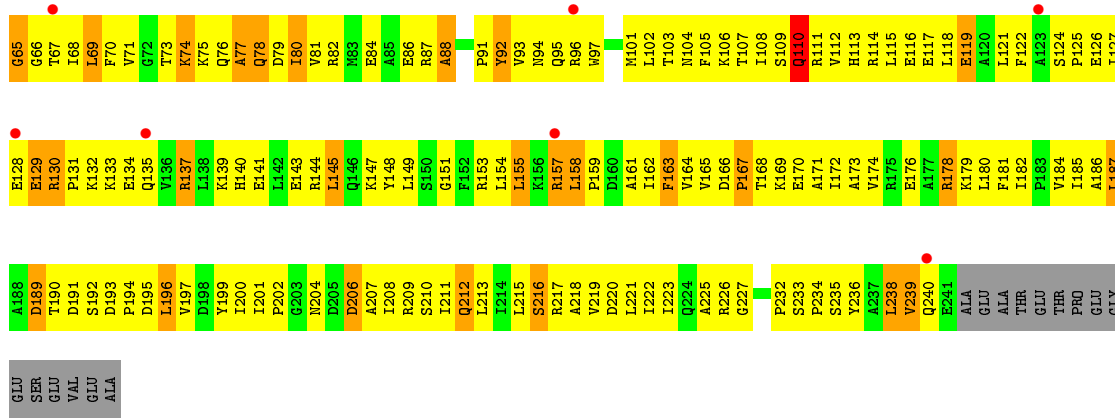
- Molecule 1: 16S rRNA



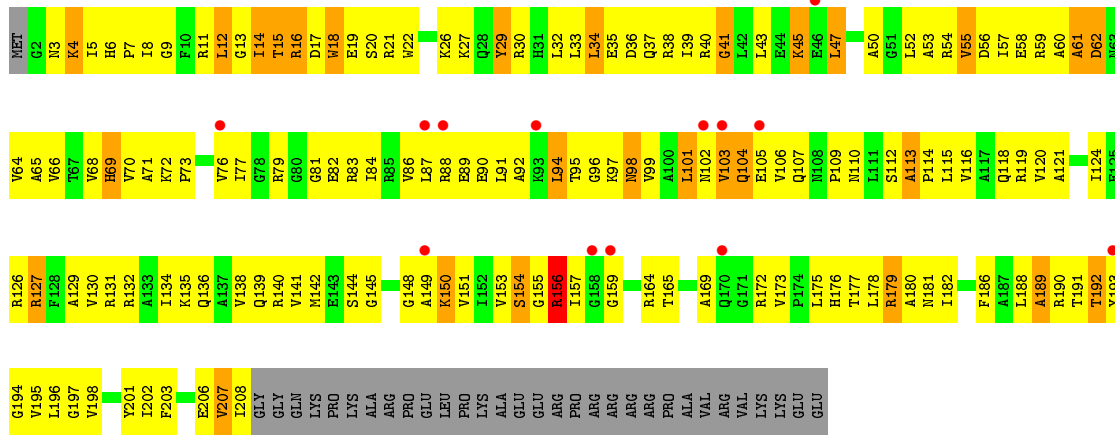


• Molecule 1: 16S rRNA

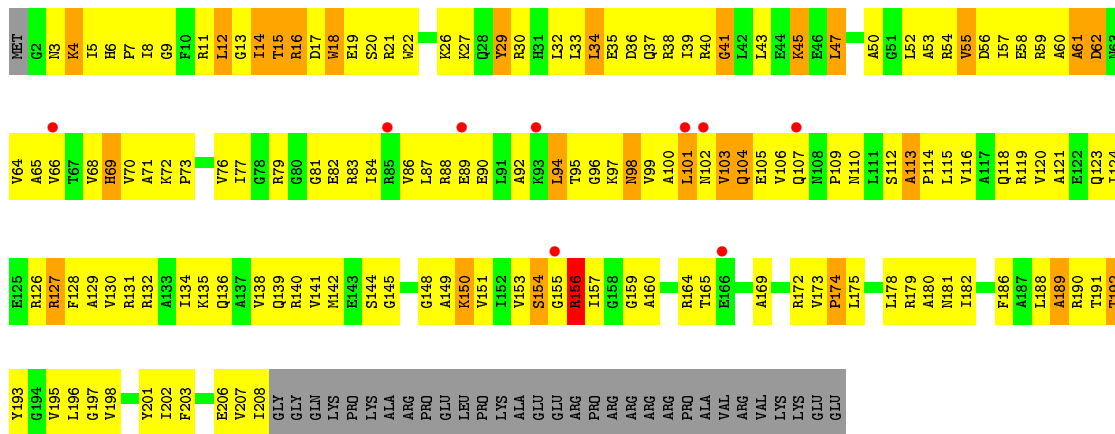




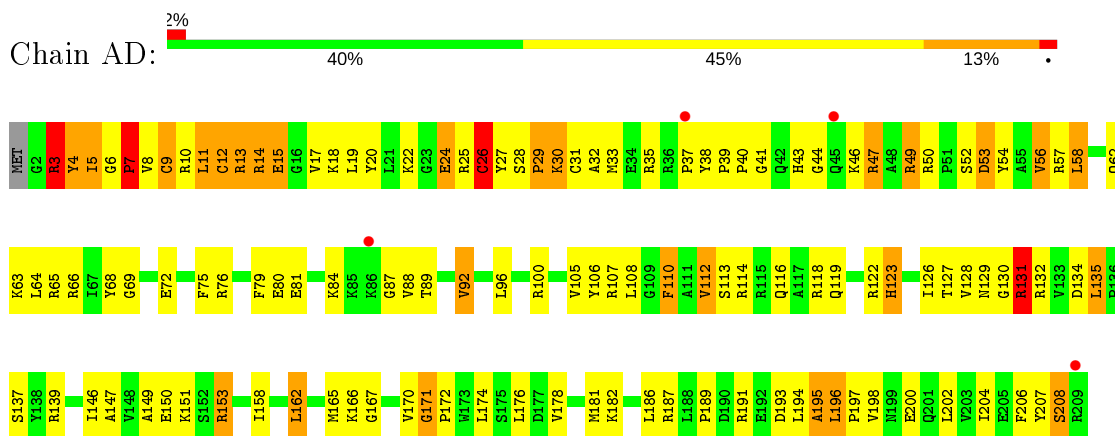
• Molecule 3: 30S ribosomal protein S3



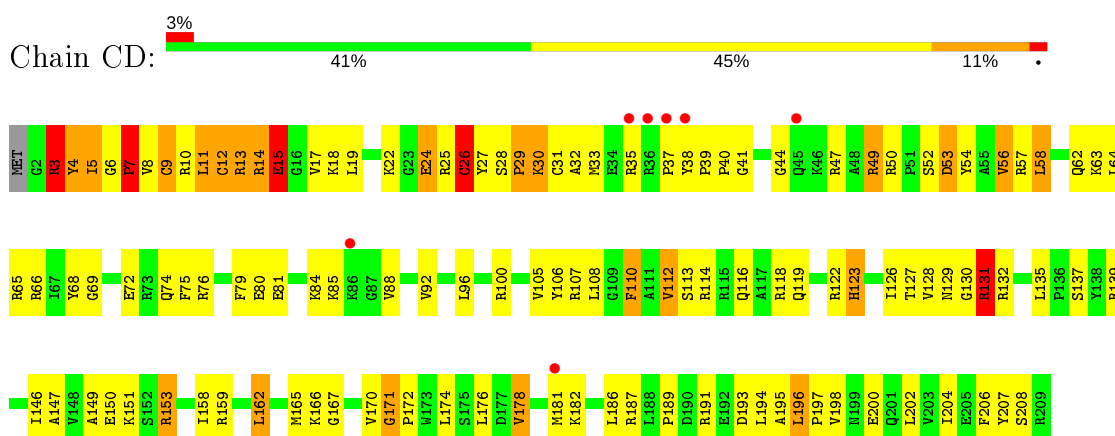
• Molecule 3: 30S ribosomal protein S3



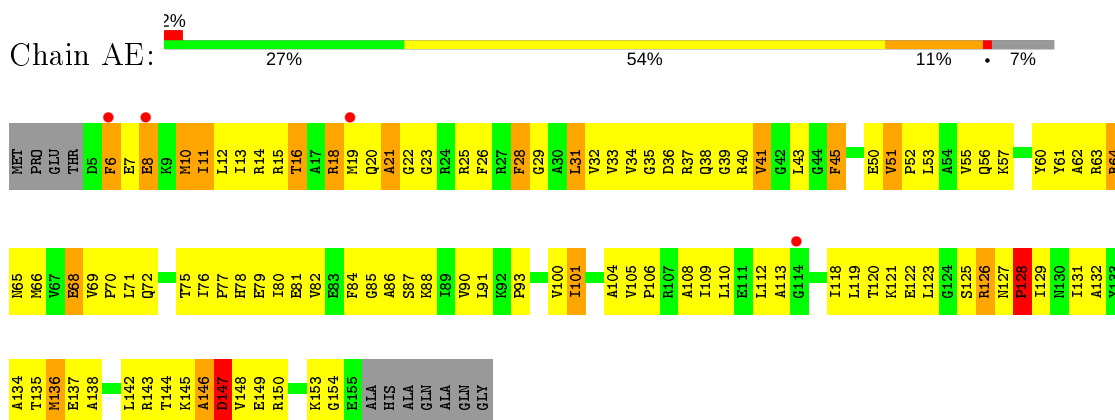
• Molecule 4: 30S ribosomal protein S4



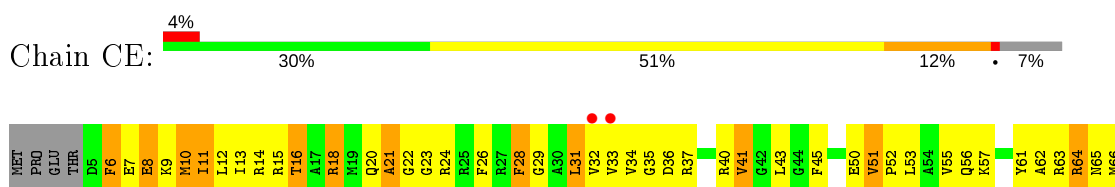
• Molecule 4: 30S ribosomal protein S4

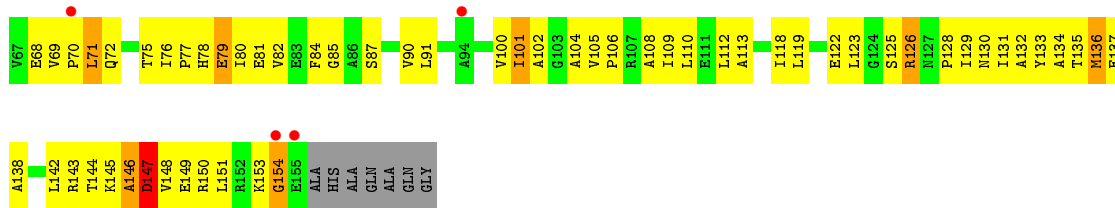


• Molecule 5: 30S ribosomal protein S5

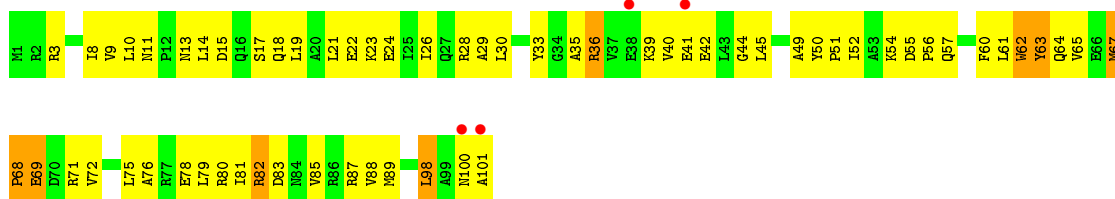


• Molecule 5: 30S ribosomal protein S5

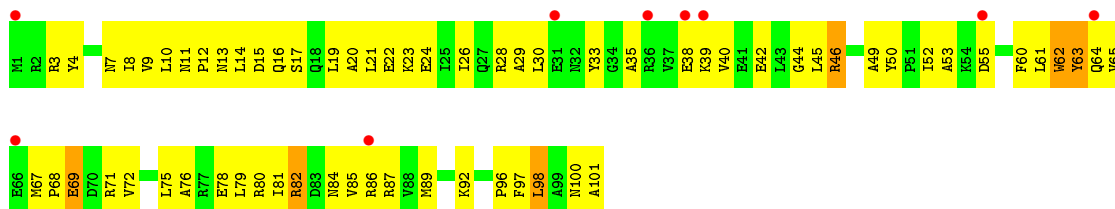





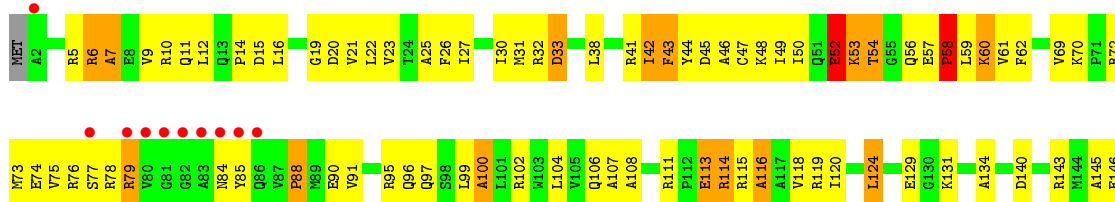
• Molecule 6: 30S ribosomal protein S6




• Molecule 6: 30S ribosomal protein S6

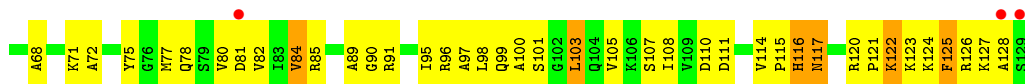


• Molecule 7: 30S ribosomal protein S7



• Molecule 7: 30S ribosomal protein S7






• Molecule 12: 30S ribosomal protein S12




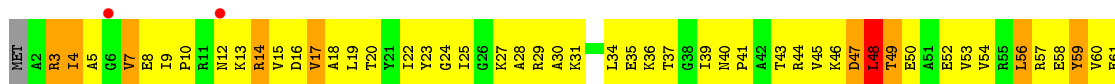
• Molecule 12: 30S ribosomal protein S12



• Molecule 13: 30S ribosomal protein S13

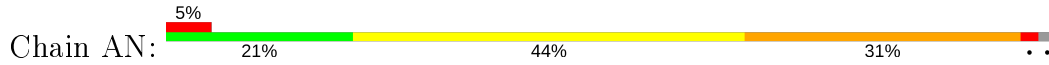


• Molecule 13: 30S ribosomal protein S13

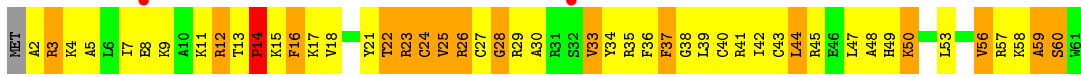
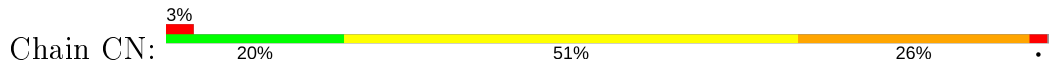




- Molecule 14: 30S ribosomal protein S14



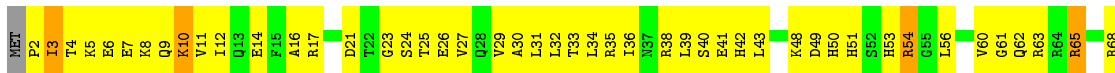
- Molecule 14: 30S ribosomal protein S14





- Molecule 15: 30S ribosomal protein S15



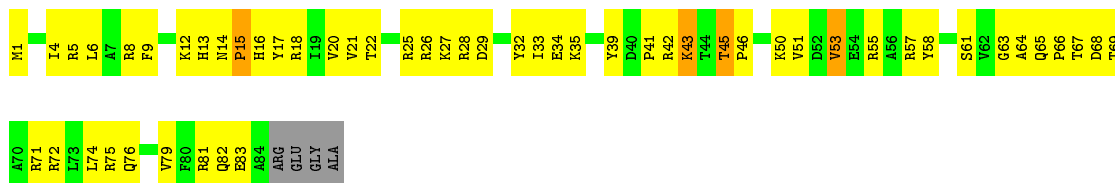
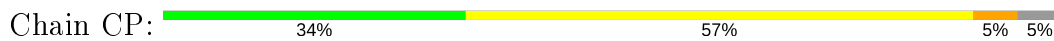
- Molecule 15: 30S ribosomal protein S15



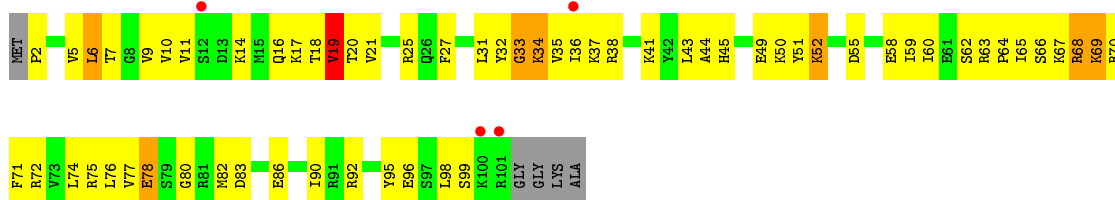
- Molecule 16: 30S ribosomal protein S16



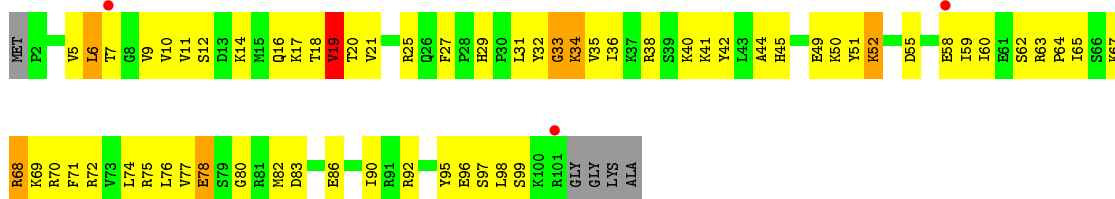
• Molecule 16: 30S ribosomal protein S16



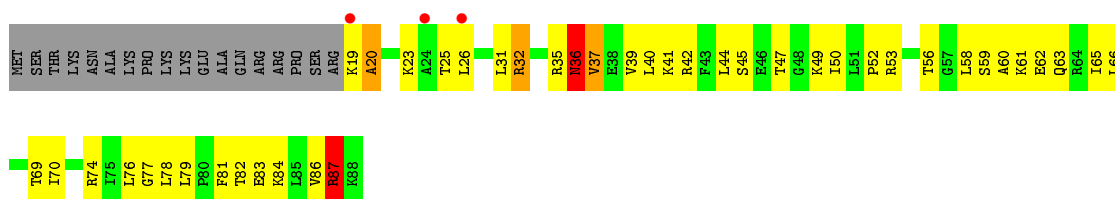
• Molecule 17: 30S ribosomal protein S17



• Molecule 17: 30S ribosomal protein S17

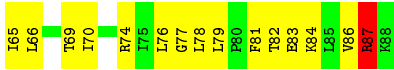


• Molecule 18: 30S ribosomal protein S18

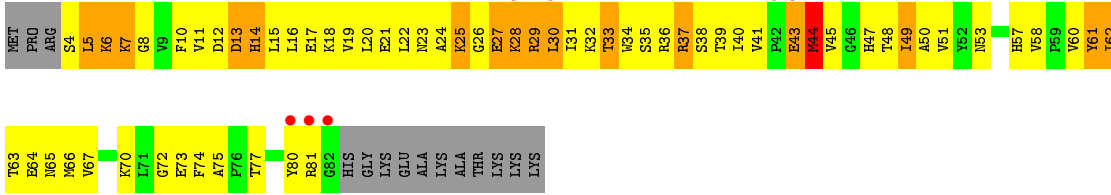
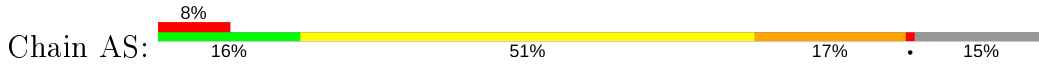


• Molecule 18: 30S ribosomal protein S18

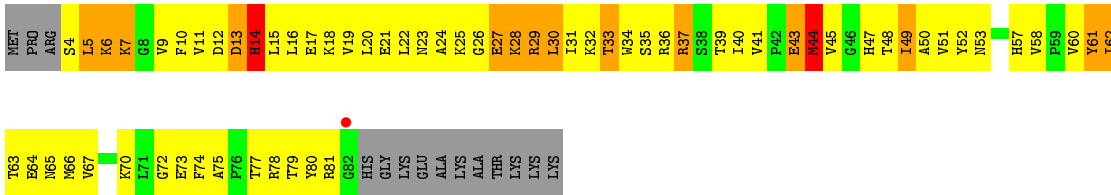
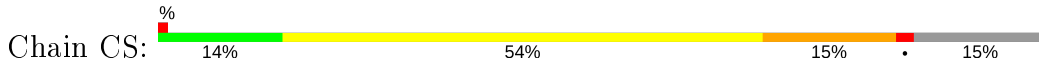




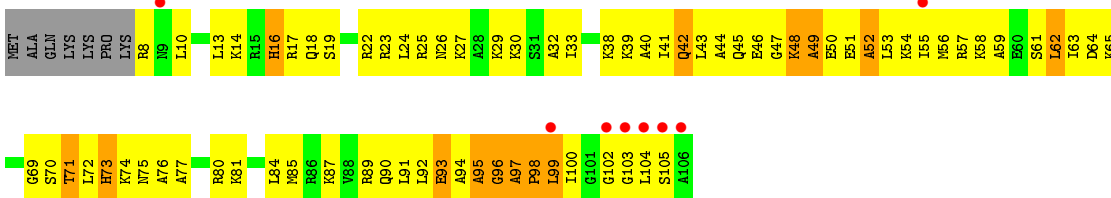
• Molecule 19: 30S ribosomal protein S19



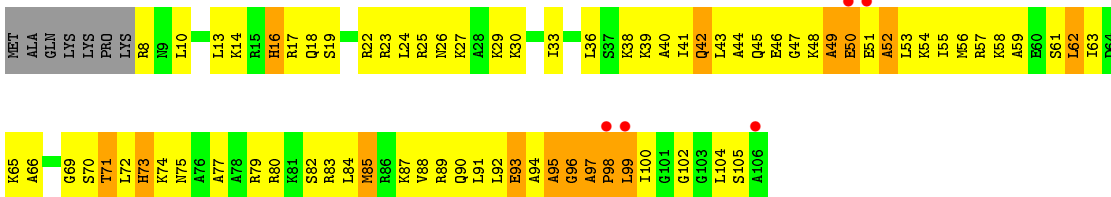
• Molecule 19: 30S ribosomal protein S19



• Molecule 20: 30S ribosomal protein S20

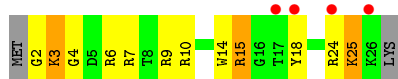


• Molecule 20: 30S ribosomal protein S20



• Molecule 21: 30S ribosomal protein THX


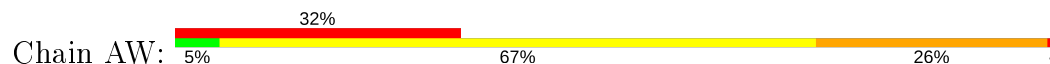




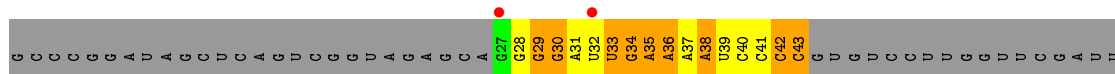
- Molecule 21: 30S ribosomal protein THX



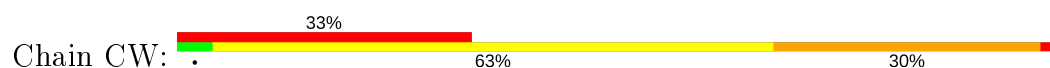
- Molecule 22: tRNA-Phe



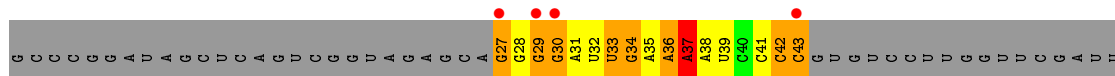
- Molecule 22: tRNA-Phe




- Molecule 22: tRNA-Phe



- Molecule 22: tRNA-Phe



- Molecule 23: tRNA-fMet



- Molecule 23: tRNA-fMet



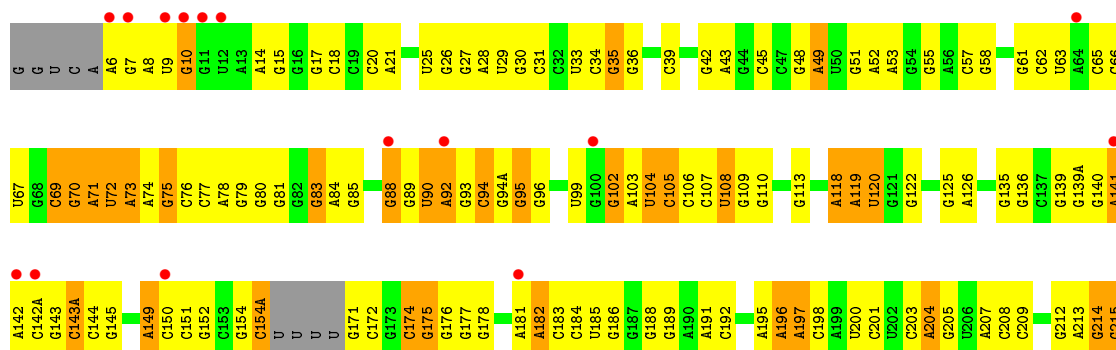
- Molecule 24: messenger RNA



- Molecule 24: messenger RNA

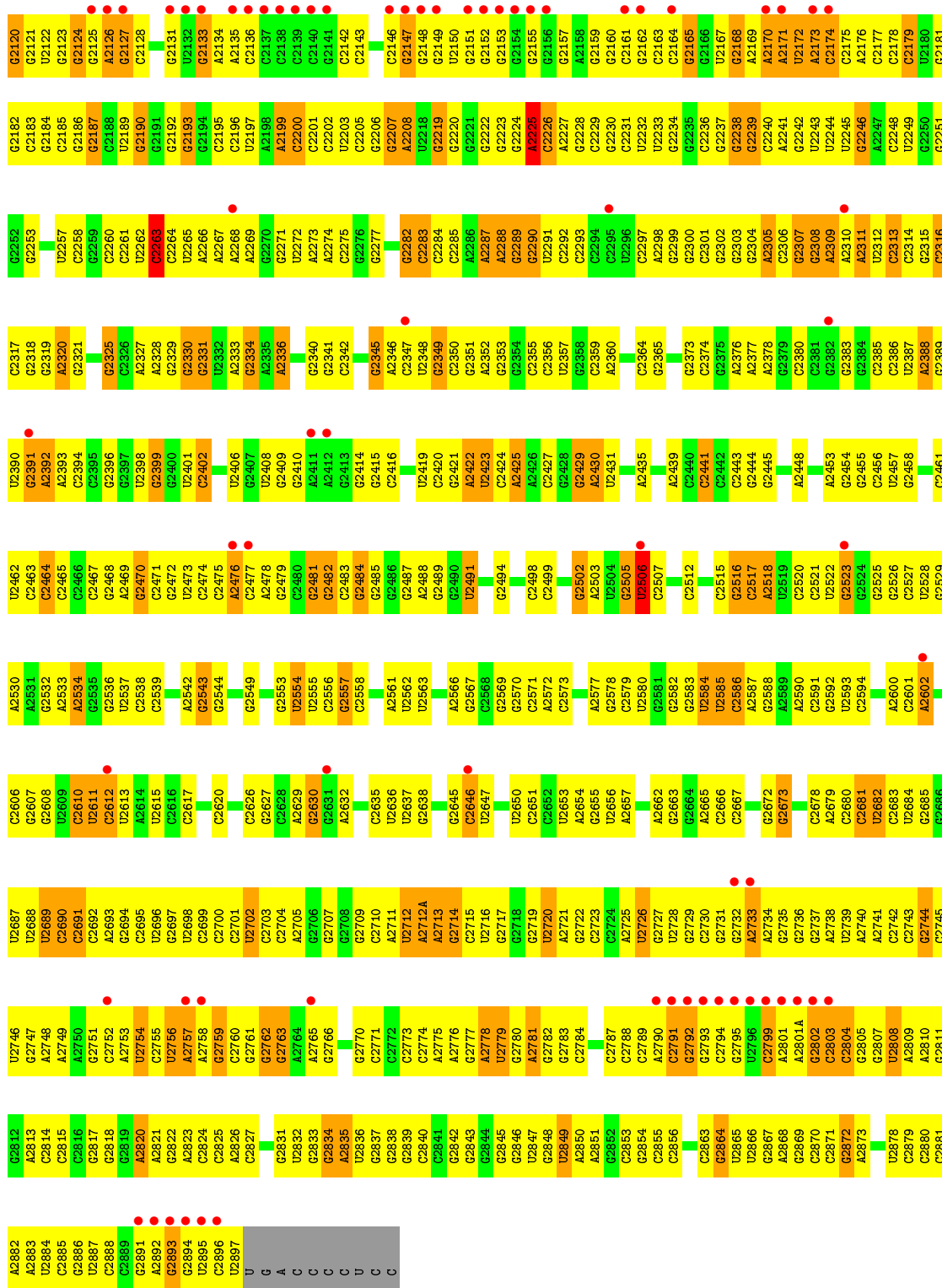


- Molecule 25: 23S rRNA




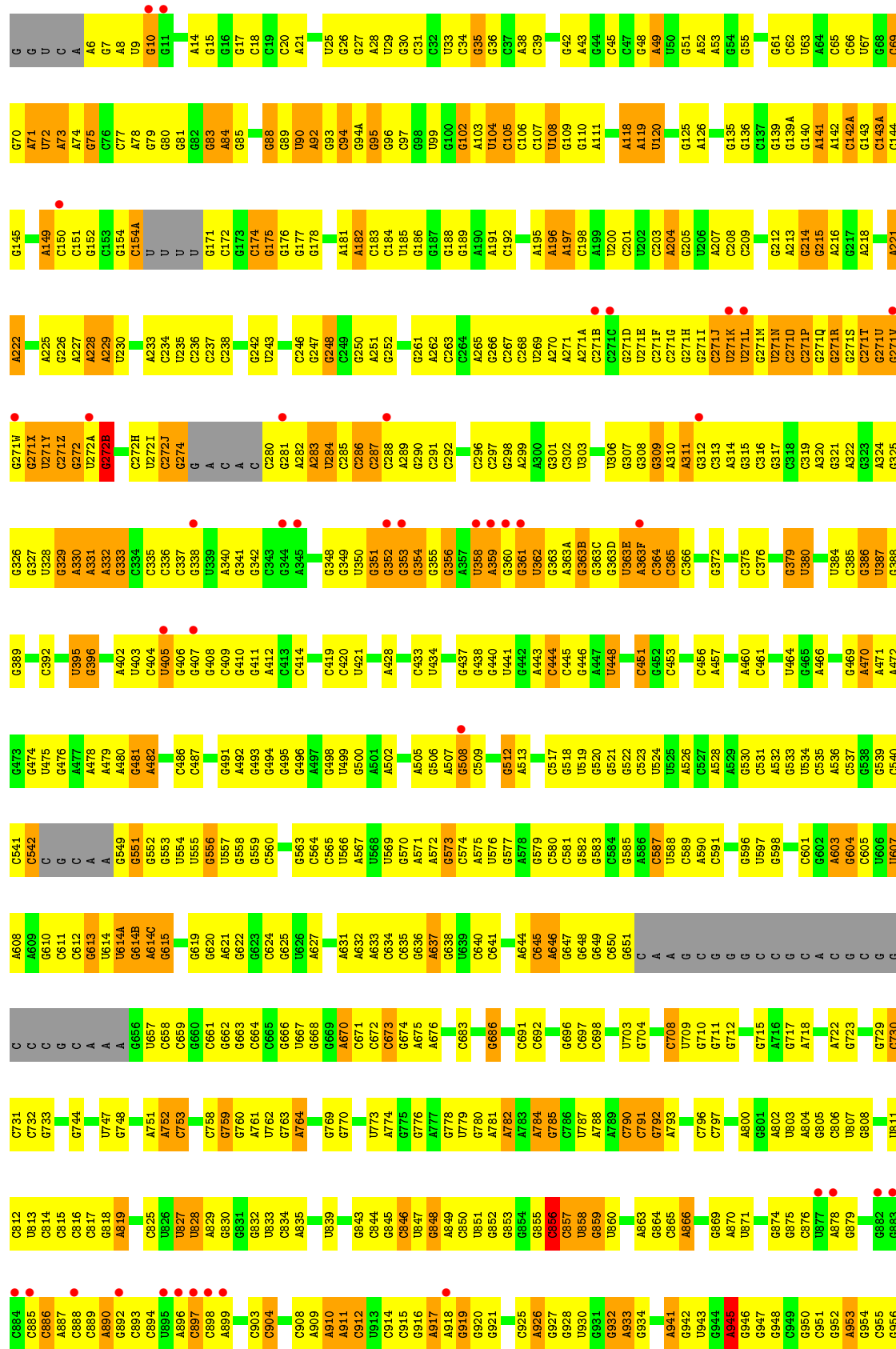
A	U108	G	A1021	G956	C885	U811	G729	C542	A470	U384	C318	G271P	A216
A	G1109	G	G1022	A957	C886	C812	C730	C	A471	C385	C319	G271Q	G217
A	G1110	A	U1023	U958	C887	U813	C731	G	A472	G386	G320	G271R	A218
G	G1111	G	G1024	A959	C888	C814	C732	C	G473	U387	G321	G271S	A219
G	G1112	A	G1025	A960	C889	C815	G733	A	G474	G388	A322	G271T	A220
G	G1113	G	U1026	C961	C890	C816	G734	A	U475	G389	A323	G271U	A221
U	C	U	G	G962	C892	C817	G744	A	G476	C392	A324	G271V	A222
C	C	C	A	U963	C893	G818	U747	A	A477	G393	A325	G271W	A223
G	G	G	A	C964	C894	A819	G748	A	A478	G394	G326	G271X	A224
G	G	G	A	C965	C895	U827	G749	A	A479	U395	G327	G271Y	A225
U	U	U	A	C966	C896	U828	G750	A	A480	U396	A328	G271Z	A226
A	A	A	A	U969	C897	A829	A752	A	G481	G329	A329	G272	A227
A	A	A	A	C970	C898	G830	C753	A	A482	A330	A330	U272A	A228
U	U	U	A	C971	C899	G831	C754	A	A483	A331	A331	U272B	A229
G	G	G	A	C972	C900	G832	C755	A	G491	A332	A332	C272H	A230
A	A	A	A	C973	C901	U833	G760	A	G492	A333	A333	U272I	A231
U	U	U	A	G974	U905	U834	A761	A	A493	C334	A334	U272J	A232
C	C	C	A	C975	G906	A835	U762	A	G494	C335	A335	C272K	A233
A	A	A	A	G975A	U907	G836	G763	A	G496	C336	A336	G274	A234
C	C	C	A	C978	C908	U839	A764	A	A497	C337	A337	G	A235
U	U	U	A	A978	A909	G843	G769	A	G498	U339	A338	A	A236
U	U	U	A	A979	A910	C844	G770	A	U499	C	A340	A	A237
G	G	G	A	A980	A911	G845	G771	A	G500	C	A341	A	A238
A	A	A	A	A983	U913	C846	U773	A	A501	C280	A342	C	A239
A	A	A	A	A984	C914	U847	A774	A	A502	G281	G280	G281	A240
A	A	A	A	A985	C915	G848	G775	A	A505	G348	G348	G282	A241
A	A	A	A	A986	C916	A849	G776	A	A506	A283	A283	A282	A242
A	A	A	A	A987	G917	G850	G777	A	A507	U284	U284	U284	A243
A	A	A	A	A988	A918	U851	A777	A	A508	G351	G351	C285	A244
G	G	G	A	C991	G919	G852	G778	A	A509	G352	G352	C286	A245
A	A	A	A	C992	G920	G853	U779	A	A512	G353	G353	C287	A246
A	A	A	A	C993	G921	C854	U780	A	A512	G354	G354	C288	A247
U	U	U	A	C994	A926	C855	A782	A	A517	G355	G355	A289	A248
U	U	U	A	C995	G927	C857	A783	A	A518	G356	G356	G290	A249
U	U	U	A	A996	G928	U858	A784	A	A519	A357	A357	C291	A250
G	G	G	A	U999	G929	G859	G785	A	A520	A358	A358	C292	A251
C	C	C	A	A1000	U930	U860	G786	A	A521	G359	G359	G296	A252
U	U	U	A	G1001	G931	A861	C787	A	A522	G360	G360	C297	A253
U	U	U	A	G1002	G932	G862	U787	A	A523	G361	G361	C298	A254
A	A	A	A	G1003	A933	A863	A788	A	A524	A363A	A363A	A299	A255
G	G	G	A	C1004	G934	G864	C790	A	A525	A363B	A363B	A300	A256
A	A	A	A	C1005	A941	C865	G792	A	A526	G363C	G363C	G301	A257
A	A	A	A	C1006	G942	C866	A793	A	A527	G363D	G363D	C302	A258
C	C	C	A	C1007	U943	C867	C796	A	A528	A363E	A363E	U303	A259
A	A	A	A	A1010	G944	U871	G797	A	A529	C364	C364	U306	A260
C	C	C	A	G1011	A945	A872	C797	A	A530	C365	C365	G307	A261
C	C	C	A	U1012	G946	G873	A800	A	A531	C366	C366	G308	A262
C	C	C	A	C1013	G947	G874	G801	A	A532	G372	G372	G309	A263
A	A	A	A	U1014	G948	G875	A802	A	A533	A460	A460	A310	A264
U	U	U	A	A1014A	C949	U803	G803	A	A534	C461	C461	A311	A265
U	U	U	A	G1015	G950	A804	A804	A	A535	C375	C375	G312	A266
C	C	C	A	G1016	C951	G805	A805	A	A536	C376	C376	G313	A267
C	C	C	A	G1017	U877	U877	U877	A	A537	U464	U464	U271K	A268
U	U	U	A	C1018	A878	A878	C806	A	A538	G465	G465	U271L	A269
U	U	U	A	G954	G879	G879	U807	A	A539	A466	A466	G314	A270
U	U	U	A	G954	G879	G879	G808	A	A540	U380	U380	G315	A271
U	U	U	A	A1020	C955	C884	G728	A	A541	G469	G469	G317	A272

C2055	A1885	G1804	G1719	G1686	G1636	A1495	C1430	A1359	U1292	C1221A	G1150
G2056	C1886	U1805	U1720	C1887	C1564	A1496	U1431	C1362	C1293	C1222	G1151
A2059	G1888	U1808	G1721	C1889	C1566	U1497	C1433	C1363	C1297	C1223	G1154
C2060	G1889	U1809	A1722	C1890	A1567	C1499	U1434	C1364	C1298	C1224	A1155
C2061	A1889	A1809	U1739	C1640	A1568	G1500	G1435	A1365	G1299	G1227	A1156
A2062	C1894	G1810	G1740	G1641	A1569	C1501	G1436	U1300	U1300	G1230	G1157
C2063	C1895	A1812	A1741	G1642	A1570	C1502	C1437	A1301	A1301	C1231	U1158
G1982	G1813	G1743	G1742	A1571	A1571	U1503	U1438	A1302	A1302	G1232	U1159
C2064	G1814	C1744	C1745	A1572	A1572	C1504	A1439	A1308	A1308	C1233	G1160
C2065	A1900	A1745	C1745	A1573	A1573	C1505	A1440	A1309	A1309	U1284	G1162
C2066	G1901	G1746	G1746	A1574	A1574	C1506	G1441	G1310	G1310	G1285	G1163
G2067	A1902	G1747	G1747	C1574	C1574	A1507	G1442	G1311	G1311	G1286	G1164
U2068	G1903	G1747	C1577	C1577	C1577	A1508	G1443	A1378	A1378	U1237	U1165
C2069	A1906	G1747A	U1578	U1578	U1578	A1509	G1444	G1379	G1379	C1238	C1166
G2070	G1907	G1748	A1579	A1579	A1579	C1509A	G1445	G1380	G1380	G1239	C1167
C2073	C1908	A1749	A1580	A1580	A1580	A1509B	C1446	A1373	A1373	U1240	G1168
U2074	C1909	G1750	G1581	G1581	G1581	G1510	C1446A	G1374	G1374	U1241	G1169
U2075	C1909	C1751	C1582	C1582	C1582	C1511	G1447	A1385	U1316	A1242	G1170
C2078	C1914	C1752	A1583	A1583	A1583	U1512	G1448	C1386	A1242	A1242	G1171
G2079	U1915	G1753	C1584	C1584	C1584	A1513	A1449	C1387	C1318	G1243	G1172
C2080	U1923	C1758	C1588	C1588	C1588	U1514	A1450	G1388	G1319	G1244	A1173
C2081	C1925	G1758	C1589	C1589	C1589	U1515	C1451	G1389	C1320	G1245	A1174
A2082	G1926	A1762	U1590	U1590	U1590	G1518	U1452	A1393	A1321	A1247	U1175
G2083	A1927	A1763	C1591	C1591	C1591	G1519	U1453	U1323	A1322	A1247	G1176
G2086	G1928	G1764	C1592	C1592	C1592	G1520	G1455	G1324	U1323	G1248	A1177
U2087	A1928	C1765	G1593	G1593	G1593	U1523	U1459	G1325	G1324	U1249	C1178
G2088	G1930	U1766	A1594	A1594	A1594	G1524	G1459	U1396	G1326	U1250	C1179
U2091	C1935	C1767	G1595	G1595	G1595	G1525	G1461	C1397	U1327	G1251	A1182
U2092	G1936	C1771	C1598	C1598	C1598	G1526	C1464	G1400	U1329	G1252	G1186
G2093	A1937	A1772	U1600	U1600	U1600	A1528	U1467	C1402	C1330	G1256	G1187
G2094	A1938	A1773	G1601	G1601	G1601	A1528A	C1467	G1403	A1331	U1188	U1188
C2095	U1939	U1778	A1602	A1602	A1602	G	G1468	U1404	G1332	G1259	A1189
U2096	U1946	U1779	A1603	A1603	A1603	U	A1469	C1333	G1332	G1260	G1190
C2097	C1947	A1780	C1604	C1604	C1604	C	G1470	U1335	U1337	G1261	G1191
U2098	G1948	C1781	C1607	C1607	C1607	A	A1471	C1407	G1337	A1285	G1192
C2099	A1952	A1784	A1609	A1609	A1609	G1537	G1473	C1408	G1338	G1266	A1194
G2100	A1953	A1785	A1610	A1610	A1610	U1541	C1474	G1409	G1338	U1267	G1195
A2030	G1954	A1786	A1614	A1614	A1614	G1542	G1475	C1411	U1340	A1268	U1198
A2031	U1955	A1789	C1615	C1615	C1615	C1543	G1478	G1413	U1341	C1270	U1199
A2032	C1958	C1790	A1616	A1616	A1616	A1544	G1479	G1414	G1344	G1271	C1200
U2033	A1960	A1791	A1617	A1617	A1617	A1545	G1480	U1415	C1345	A1272	C1201
C2034	A1961	U1794	A1618	A1618	A1618	C1546	U1481	G1416	G1346	U1273	C1202
C2035	C1962	C1795	G1619	G1619	G1619	C1547	G1482	C1417	G1347	A1274	G1203
G2036	U1963	U1796	G1620	G1620	G1620	U1550	G1484	G1418	G1348	A1275	U1204
C2039	U1963	U1797	C1625	C1625	C1625	C1551	G1485	A1419	A1349	A1278	U1205
C2040	G1964	C1797	G1626	G1626	G1626	U1551	A1486	U1420	C1350	G1281	C1208
U2041	C1965	U1798	A1631A	A1631A	A1631A	A1554	G1487	G1421	C1351	G1281	G1209
A2042	A1966	G1800	A1634	A1634	A1634	U1555	U1489	G1424	U1352	A1286	A1210
C2043	G1968	A1801	A1634	A1634	A1634	C1556	A1490	G1426	A1353	A1287	U1211
U2118	A1969	A1802	A1634	A1634	A1634	C1557	G1491	A1427	G1355	U1288	G1216
A2119	A1970	A1803	G1635	G1635	G1635	U1559	C1492	G1428	U1357	C1289	A1220
							A1494	G1429	G1358	C1291	C1221

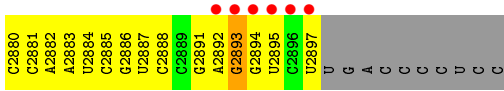


• Molecule 25: 23S rRNA

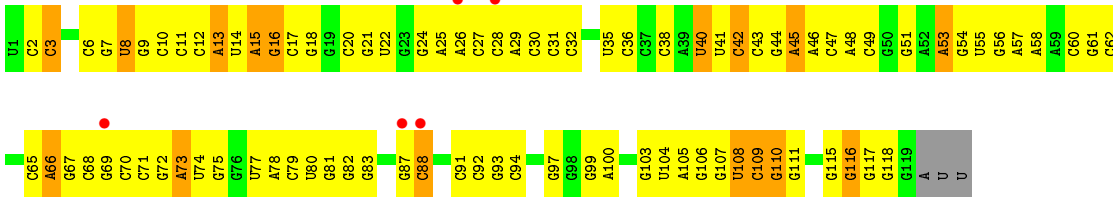




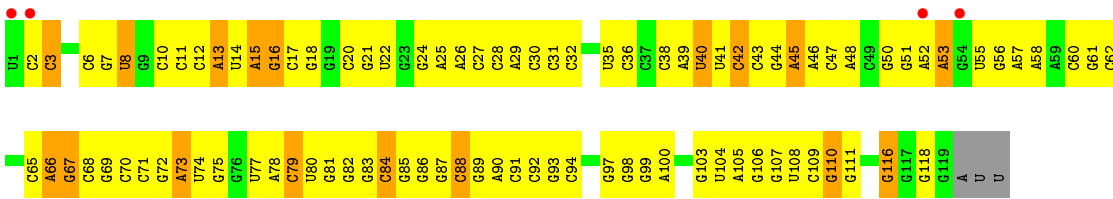
U1023	A	C1146	G1216	C1290	C1363	C1432	A1495	U1639	G1721	U1808
G1024	A	G1149	C1221	C1291	U1364	U1433	A1496	C1640	A1722	A1809
U1026	A	G1150	C1221A	U1292	A1365	G1434	U1497	A1641	U1739	A1810
A1029	G	G1151	C1222	C1293	G1366	G1436	C1498	G1642	G1740	A1811
G1030	A	G1154	C1223	C1297	G1369	C1437	G1500	G1643	A1741	A1812
G1031	U	A1155	C1224	U1300	G1369	U1438	C1501	G1647	C1743	A1813
A1032	G	A1156	G1227	U1300	A1373	A1439	C1502	C1648	C1744	A1814
U1033	C	G1157	G1230	A1301	G1374	G1440	U1503	G1651	G1745	A1815
G1034	G	C1158	G1231	A1302	A1378	G1441	C1504	A1571	C1745A	A1816
U1035	U	U1159	G1232	A1308	A1379	G1442	C1505	A1572	G1746	A1817
G1036	A	G1160	G1233	G1309	A1379	G1443	C1506	G1573	A1747	A1818
G971	A	C1161	U1234	G1310	A1380	G1444	A1507	C1574	G1747A	A1819
G972	U	G1162	G1235	G1311	G1380	A1445	A1508	A1655	G1748	A1821
A973	A	G1163	G1236	U1312	A1384	A1446	A1509	C1656	A1749	A1826
G974	G	G1164	U1237	G1313	G1385	C1446	A1509A	C1657	C1750	C1827
C975	U	U1165	G1238	U1314	G1386	G1447	G1510	C1658	C1751	A1828
G975A	C	C1166	G1239	C1315	C1387	G1448	G1511	U1659	C1752	A1829
G977	C	U1167	U1240	U1316	G1388	A1449	C1512	G1666	G1753	A1830
G978	A	G1168	A1241	A1317	G1388	G1450	U1513	G1667	C1754	C1835
G979	C	G1169	A1242	G1318	A1393	C1451	U1514	A1668	A1755	C1836
A980	U	G1170	G1243	G1319	A1394	U1452	G1515	A1669	A1762	C1837
A981	G	G1171	G1244	C1320	U1395	U1453	U1518	C1670	G1763	C1841
A982	U	G1172	G1245	A1321	U1396	G1455	G1519	G1674	G1764	C1842
A983	U	C1109	A1246	G1324	U1397	C1458	G1520	C1675	G1765	C1843
A984	U	G1110	A1247	G1325	U1398	G1459	U1521	C1676	C1766	C1844
C985	A	A1111	G1176	U1326	G1399	A1460	G1524	G1678	C1771	C1845
C986	A	G1112	U1248	C1327	G1400	G1461	G1525	G1681	C1772	C1846
G987	C	C1052	G1250	U1328	G1401	C1462	G1526	C1681	A1773	C1847
A988	U	U1113	C1251	U1329	G1402	C1463	G1527	C1685	U1778	C1848
A989	U	G1115	C1252	C1330	C1403	C1464	A1528	C1686	U1779	C1851
A990	U	G1116	A1253	C1331	U1404	C1467	G1529	G1687	C1780	C1852
A991	U	G1117	G1256	A1332	U1405	G1468	G1530	C1688	C1781	C1853
A992	U	G1118	G1259	U1335	U1406	A1469	C1532	U1692	C1782	C1854
C993	U	G1119	G1260	A1336	C1408	G1470	G	U1693	A1783	C1858
C994	U	G1120	G1264	A1337	C1409	A1471	U	G1696	A1784	C1863
C995	U	G1121	G1268	G1338	G1410	A1472	A	G1697	A1785	C1864
A996	U	G1122	A1269	U1339	G1411	C1474	C1537	G1699	A1786	C1865
A997	U	G1123	C1270	U1340	G1412	G1475	G1541	A1693	C1789	C1866
A1000	U	G1124	A1271	U1341	G1414	G1478	A1542	A1610	A1791	C1876
G1001	G	G1125	G1272	U1342	U1415	G1479	A1543	A1614	C1794	A1877
G1002	A	G1126	A1272	A1343	G1416	G1480	A1544	C1615	U1795	C1878
G1003	C	G1127	U1273	G1346	G1417	G1481	A1545	A1616	C1796	C1879
G1004	C	G1128	A1274	U1347	G1418	U1482	C1546	A1617	U1797	C1880
G1005	U	A1127	A1275	A1348	G1419	G1484	C1547	A1618	C1799	C1881
G1006	G	A1128	A1276	C1349	U1420	G1485	C1550	G1619	U1798	C1882
G1007	A	A1129	G1277	U1351	G1421	A1486	C1551	G1620	C1799	C1883
G1008	A	A1130	A1278	U1352	G1424	G1487	A1554	C1625	C1800	A1884
G1009	A	U1131	G1281	A1353	G1425	G1488	A1555	G1626	G1801	A1885
G1010	C	G1132	A1286	A1354	G1426	U1489	G1556	A1631A	A1802	C1886
G1011	C	A1133	A1287	A1355	C1428	A1490	C1557	A1634	A1803	C1887
G1012	U	U1135	A1288	G1356	G1429	G1491	A1558	A1634	U1804	C1888
G1013	C	G1136	C1289	U1357	C1430	C1492	A1559	A1634	U1805	C1889
G1016	C	G1140		G1358	C1431	A1494				
G1017	A	U1141								
C1018	U	U1142								
U1019	C	A1142A								
A1020	U	G1144								
A1021	U	G1145								
G1022	U									



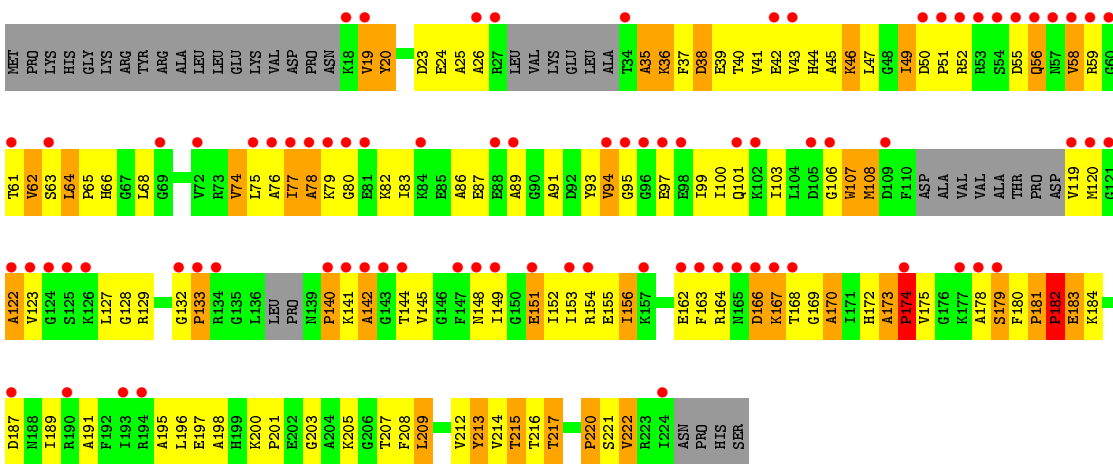
• Molecule 26: 5S rRNA



• Molecule 26: 5S rRNA

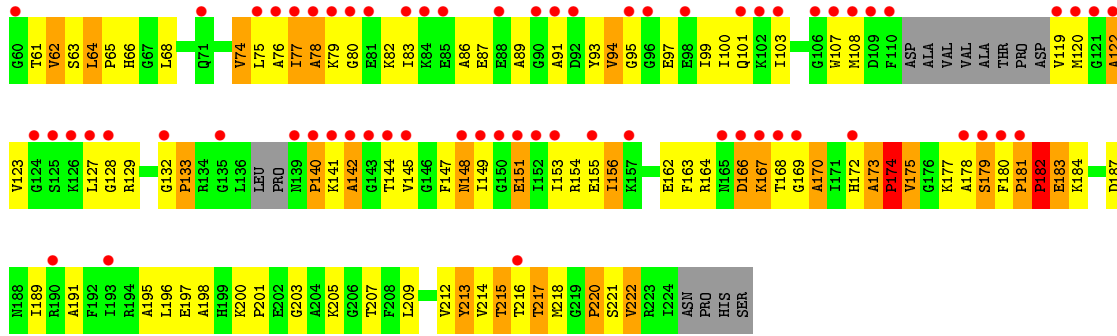


• Molecule 27: 50S ribosomal protein L1



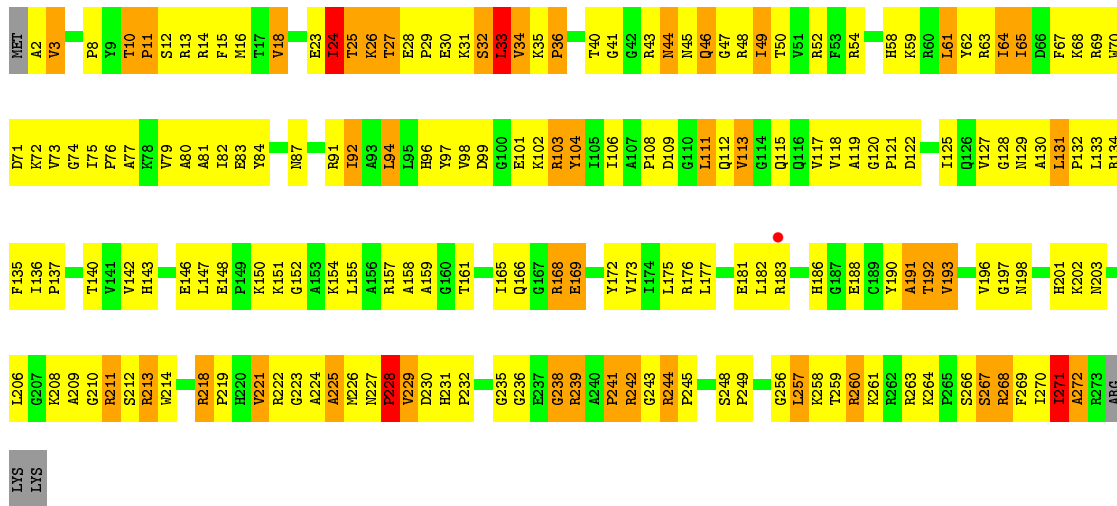
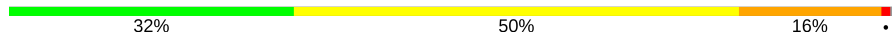
• Molecule 27: 50S ribosomal protein L1





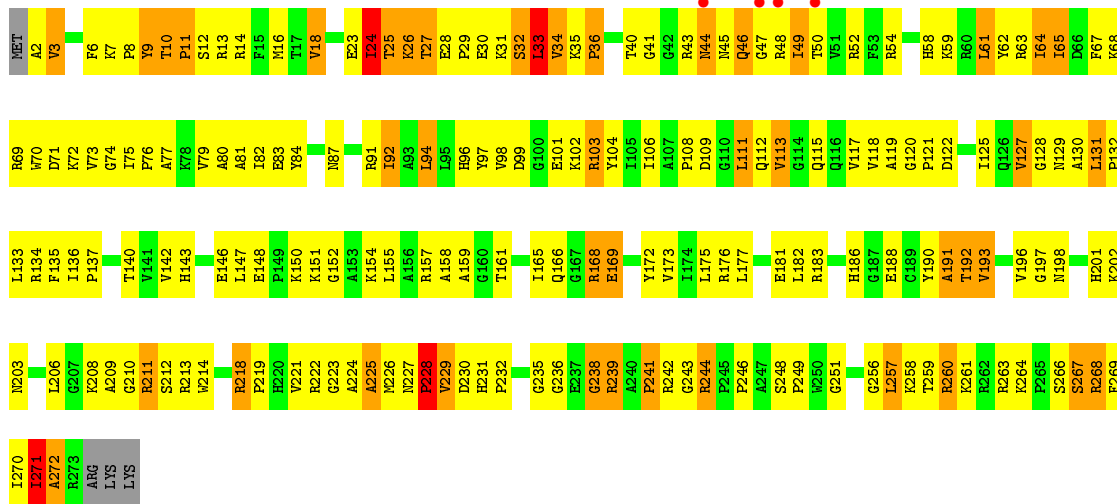
• Molecule 28: 50S ribosomal protein L2

Chain BD:

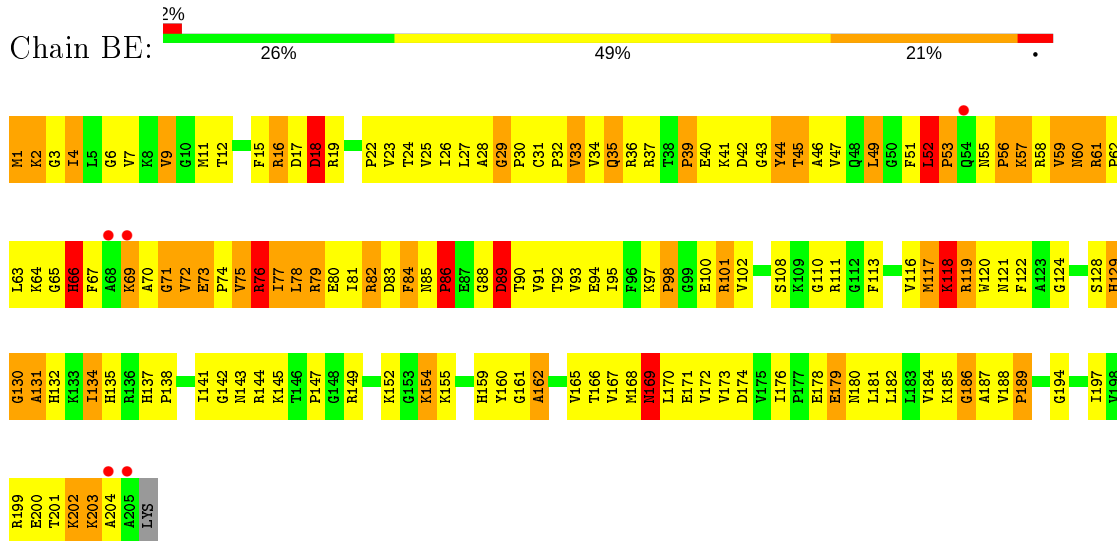


• Molecule 28: 50S ribosomal protein L2

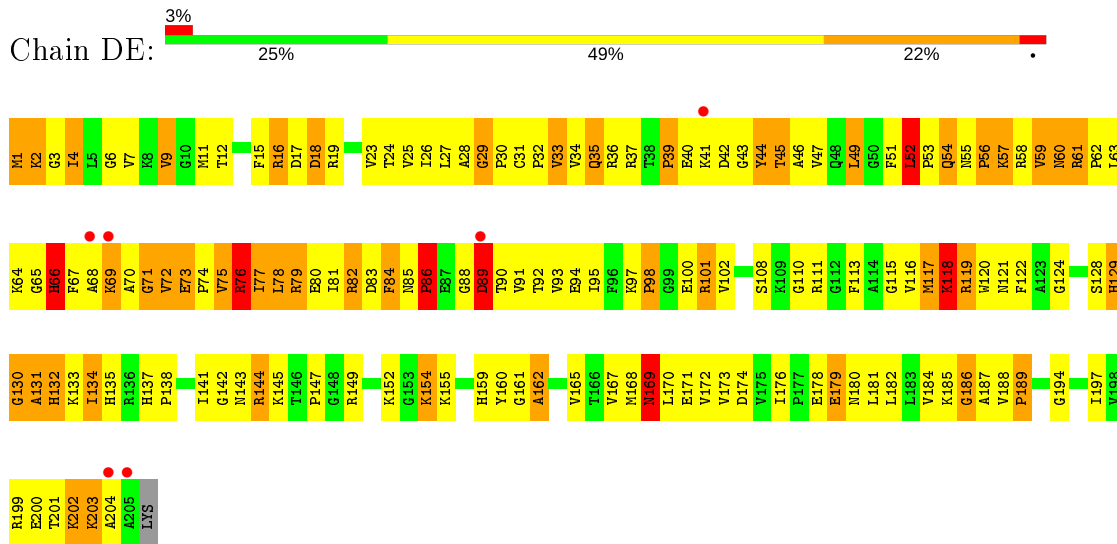
Chain DD:



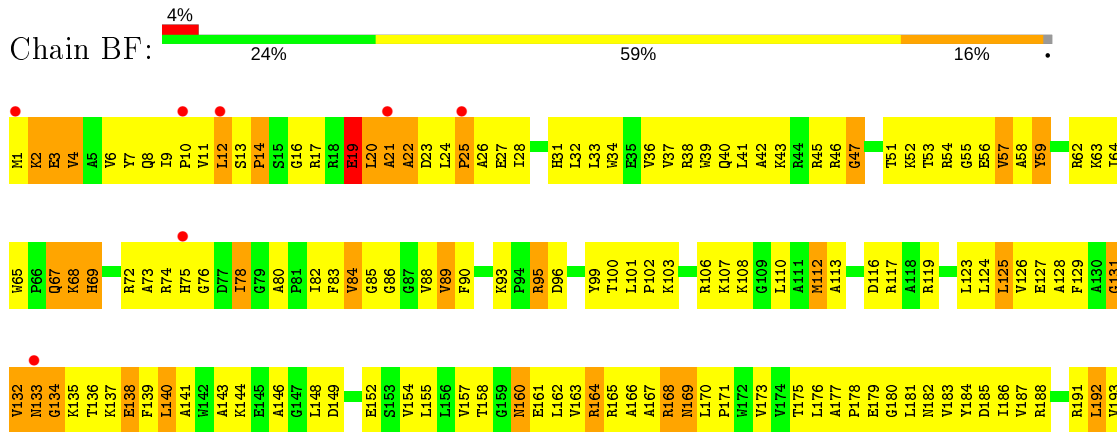
• Molecule 29: 50S ribosomal protein L3

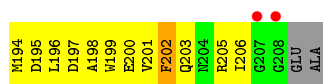


• Molecule 29: 50S ribosomal protein L3

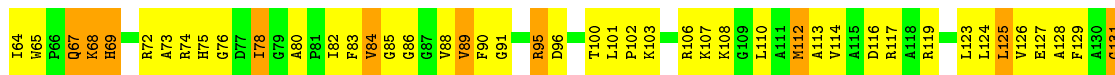
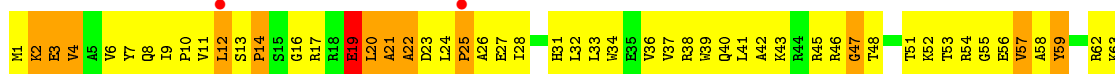


• Molecule 30: 50S ribosomal protein L4

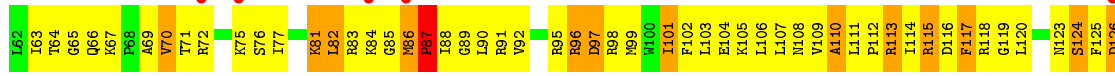




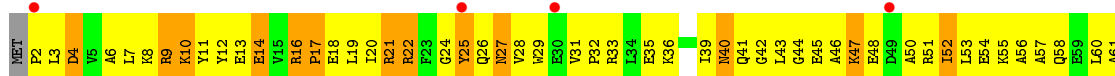

• Molecule 30: 50S ribosomal protein L4



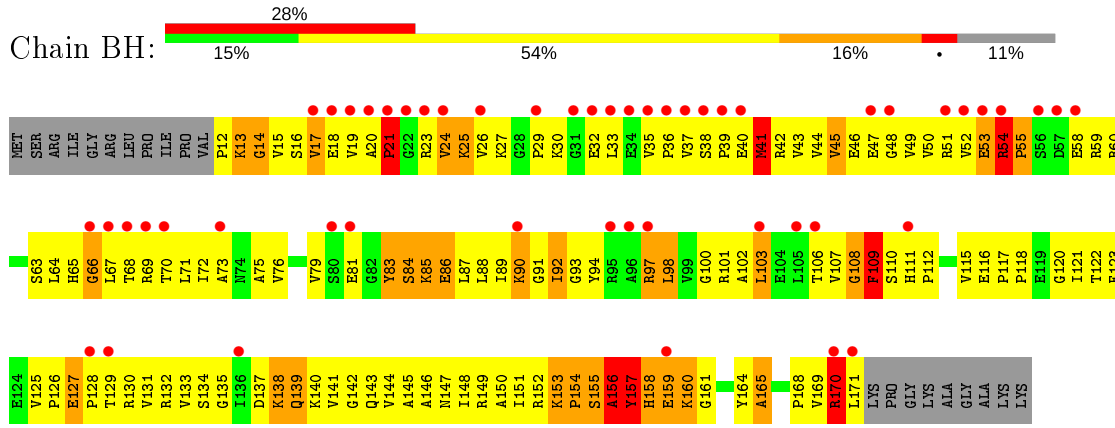
• Molecule 31: 50S ribosomal protein L5



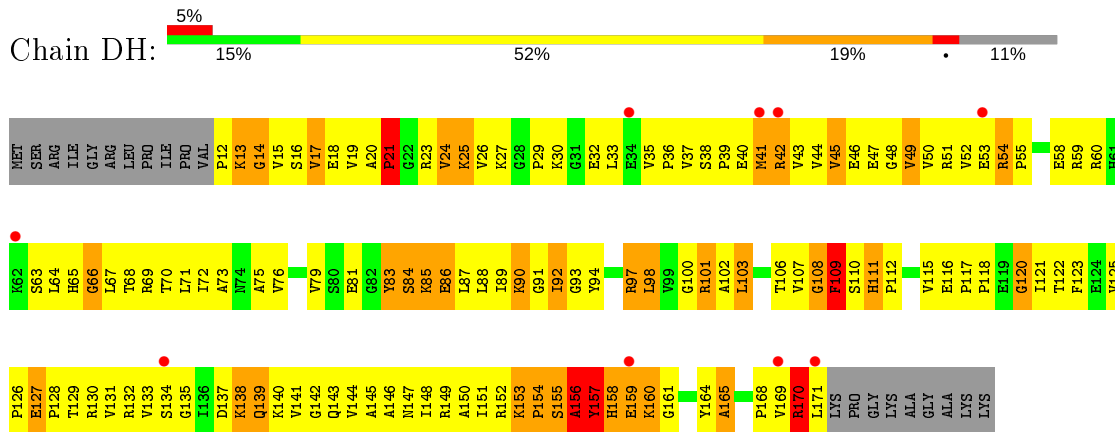
• Molecule 31: 50S ribosomal protein L5



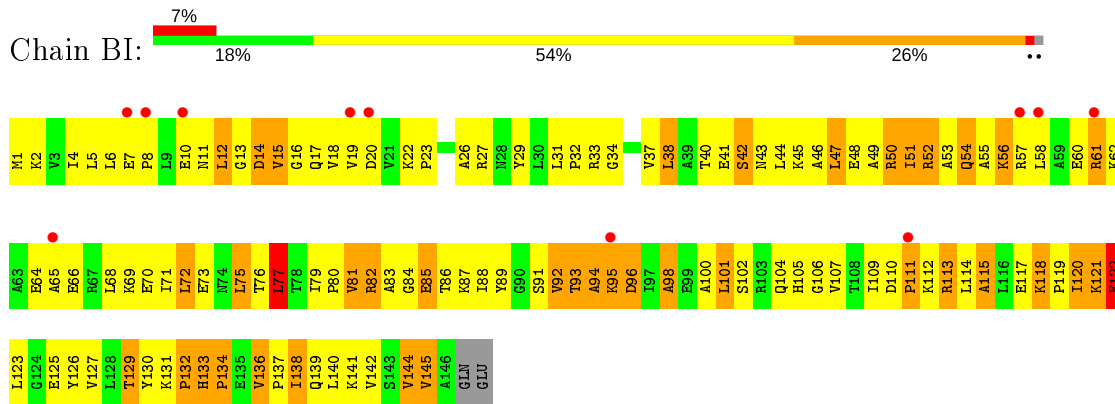
• Molecule 32: 50S ribosomal protein L6



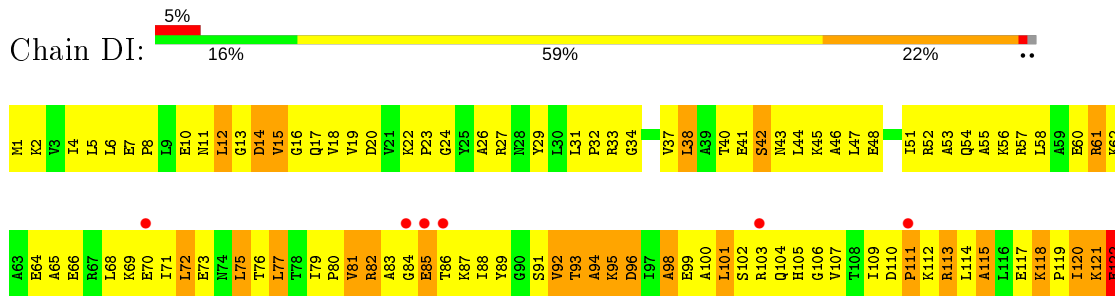
• Molecule 32: 50S ribosomal protein L6

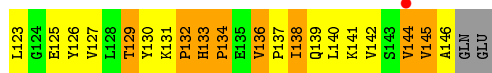


• Molecule 33: 50S ribosomal protein L9

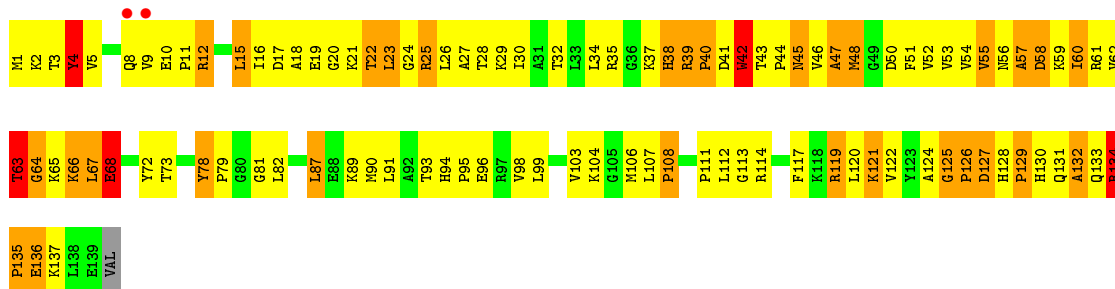


• Molecule 33: 50S ribosomal protein L9





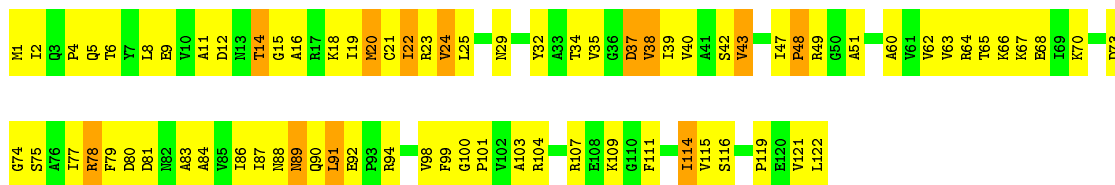
• Molecule 34: 50S ribosomal protein L13



• Molecule 34: 50S ribosomal protein L13



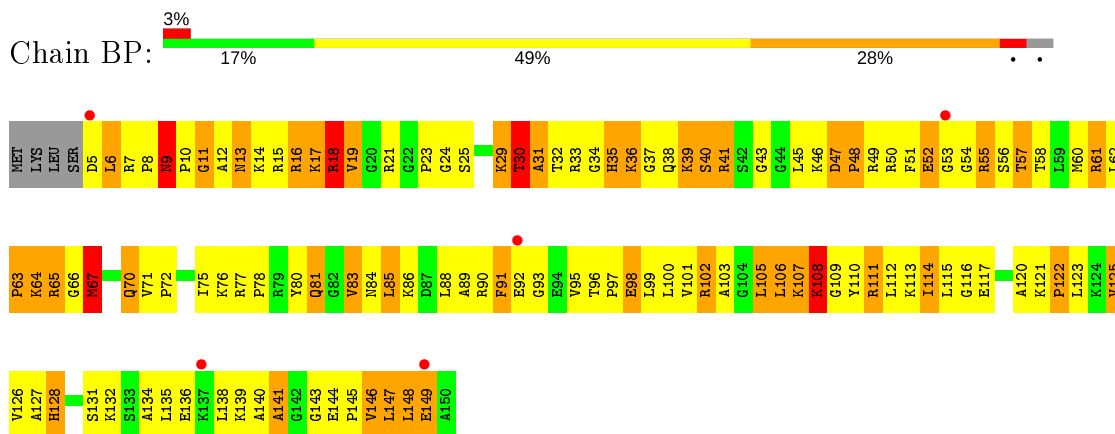
• Molecule 35: 50S ribosomal protein L14



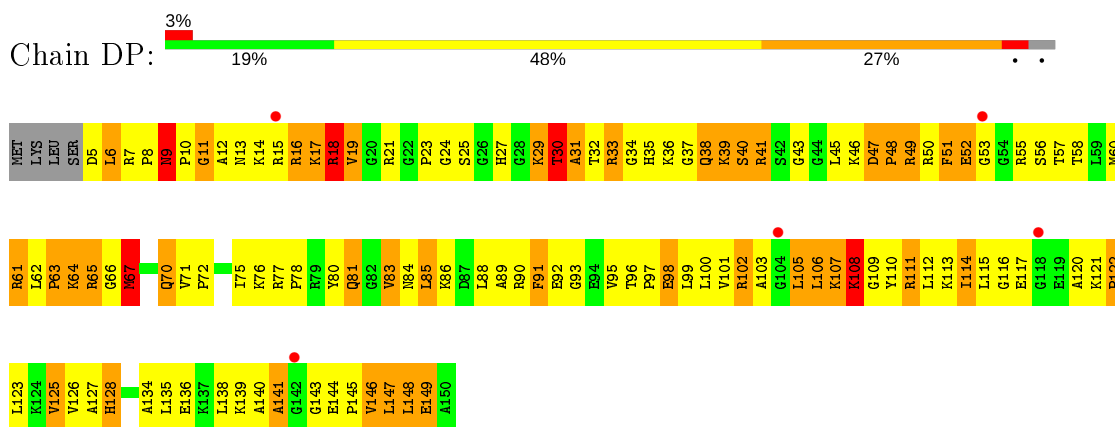
• Molecule 35: 50S ribosomal protein L14



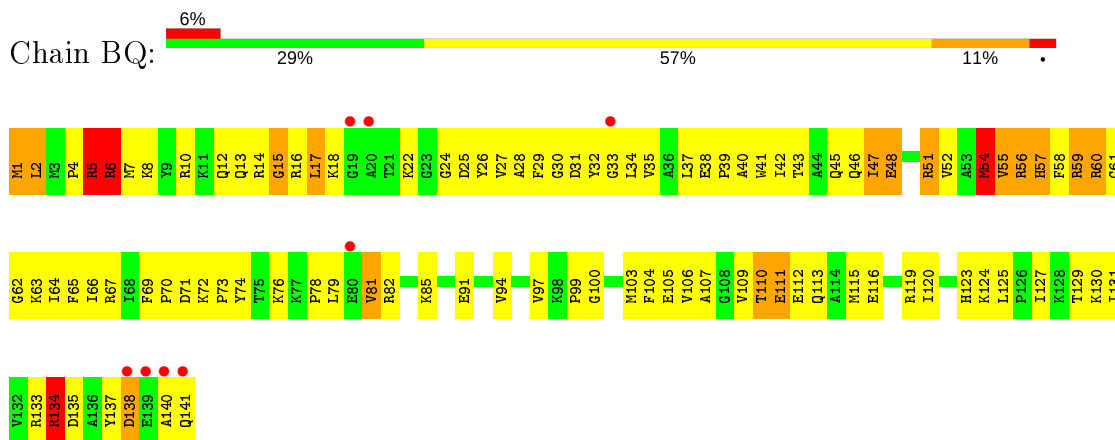
- Molecule 36: 50S ribosomal protein L15



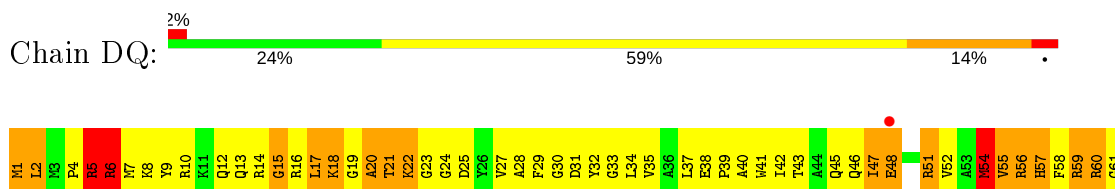
- Molecule 36: 50S ribosomal protein L15

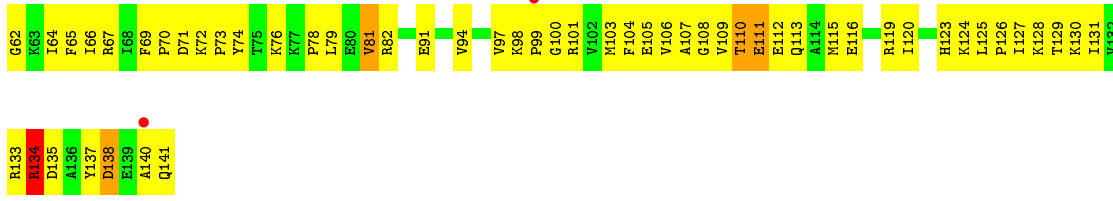


- Molecule 37: 50S ribosomal protein L16

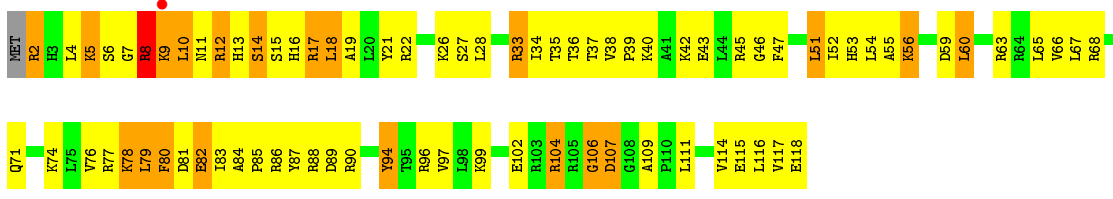


- Molecule 37: 50S ribosomal protein L16

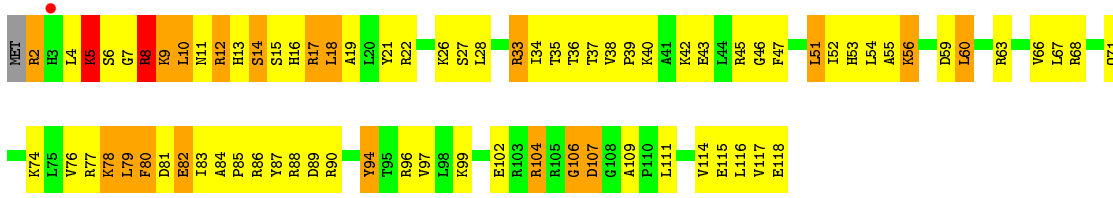




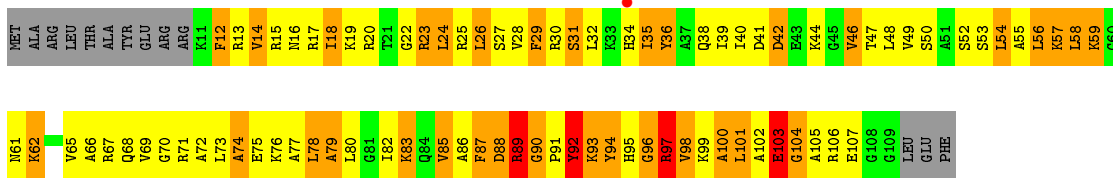
• Molecule 38: 50S ribosomal protein L17



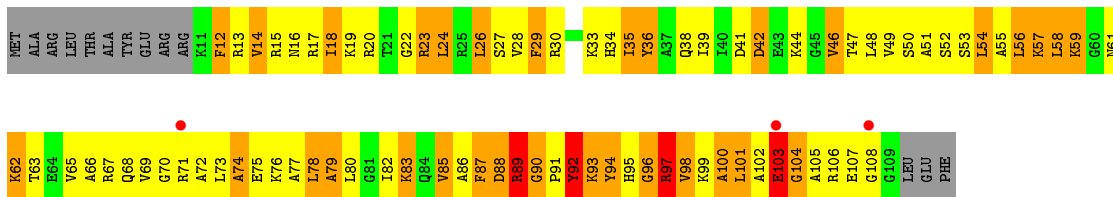
• Molecule 38: 50S ribosomal protein L17



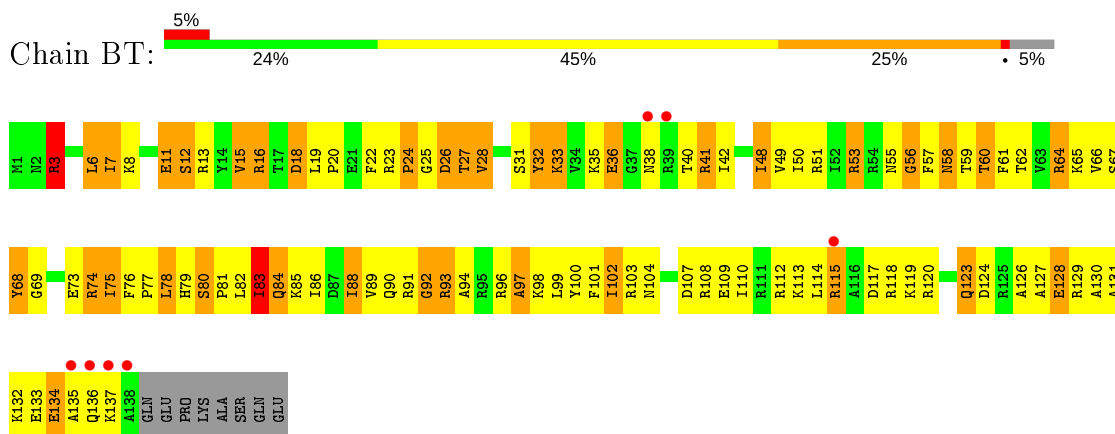
• Molecule 39: 50S ribosomal protein L18



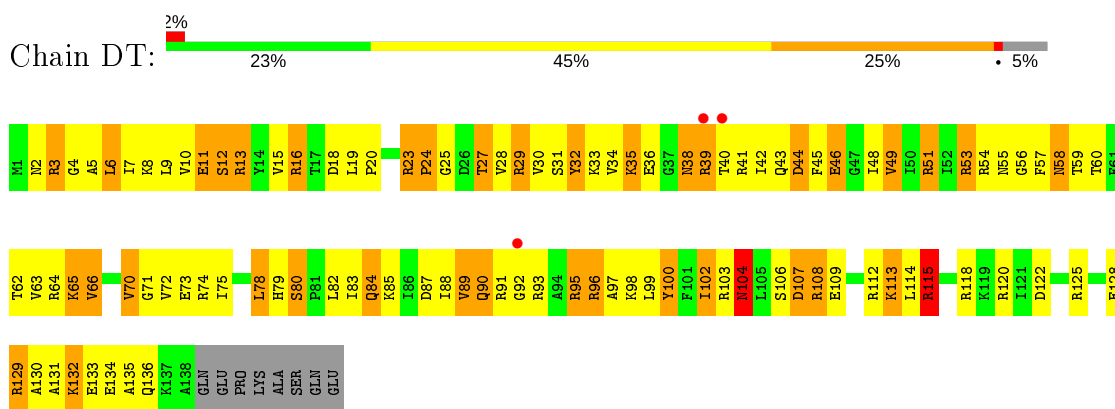
• Molecule 39: 50S ribosomal protein L18



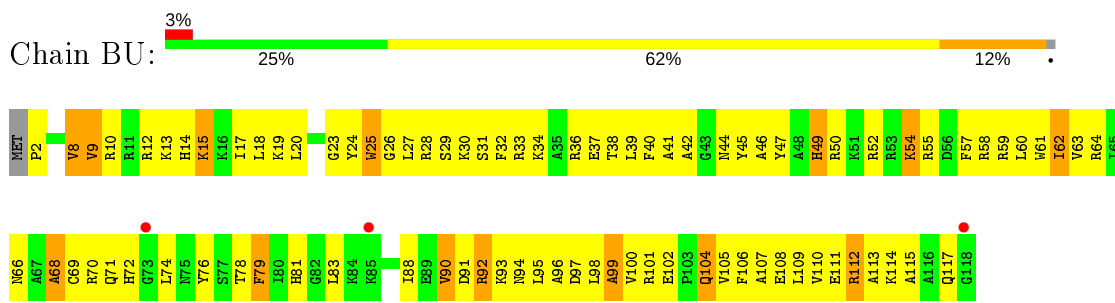
• Molecule 40: 50S ribosomal protein L19



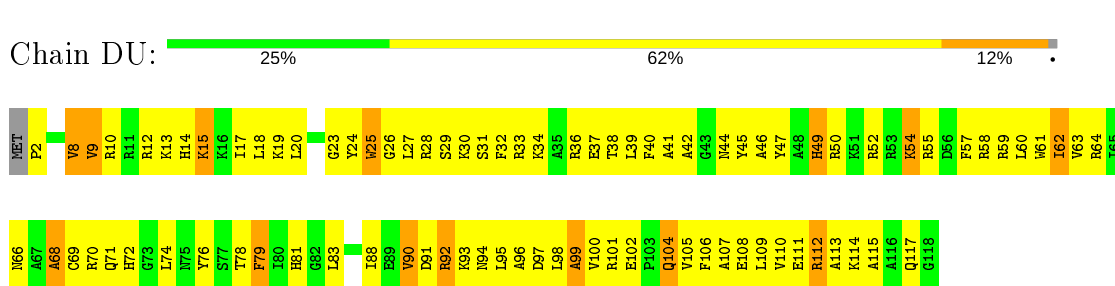
• Molecule 40: 50S ribosomal protein L19



• Molecule 41: 50S ribosomal protein L20

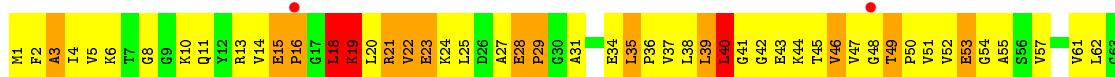


• Molecule 41: 50S ribosomal protein L20

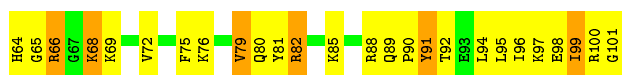
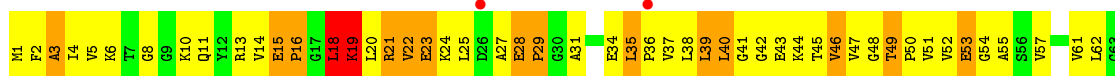


• Molecule 42: 50S ribosomal protein L21

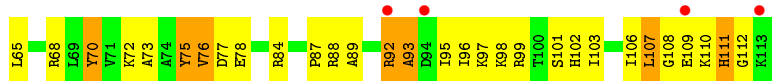




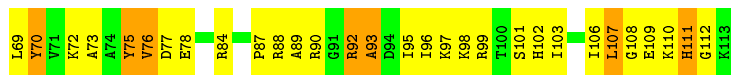
• Molecule 42: 50S ribosomal protein L21




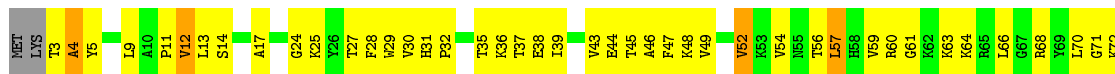
• Molecule 43: 50S ribosomal protein L22



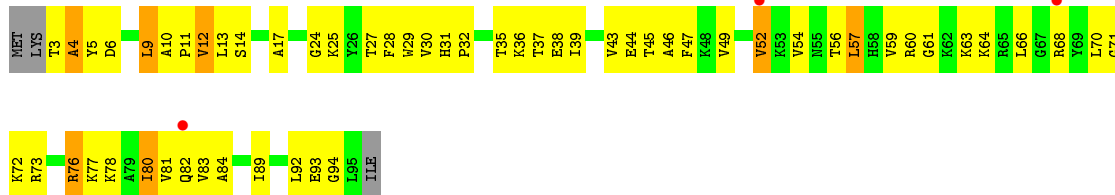
• Molecule 43: 50S ribosomal protein L22



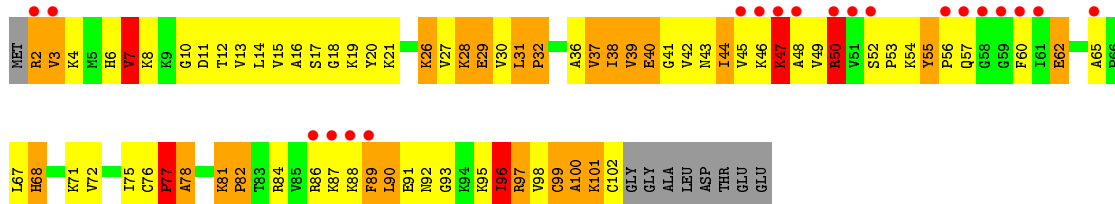
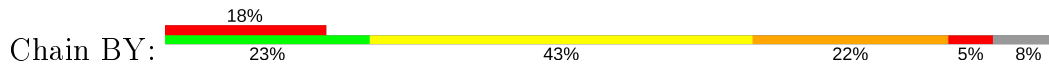
• Molecule 44: 50S ribosomal protein L23



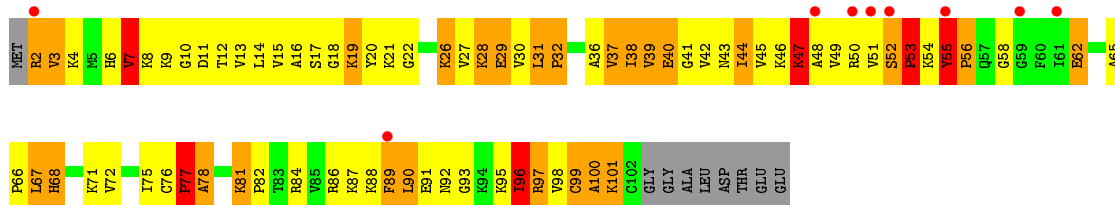
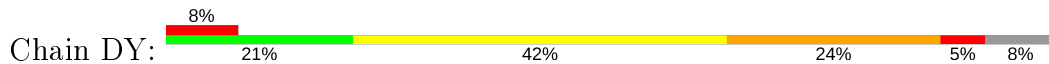
• Molecule 44: 50S ribosomal protein L23



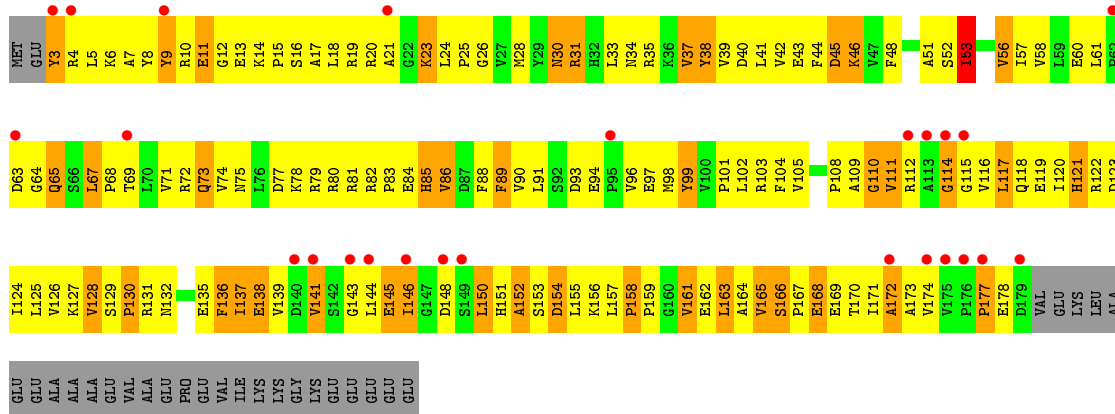
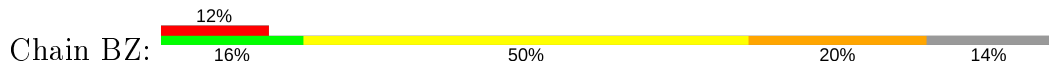
• Molecule 45: 50S ribosomal protein L24



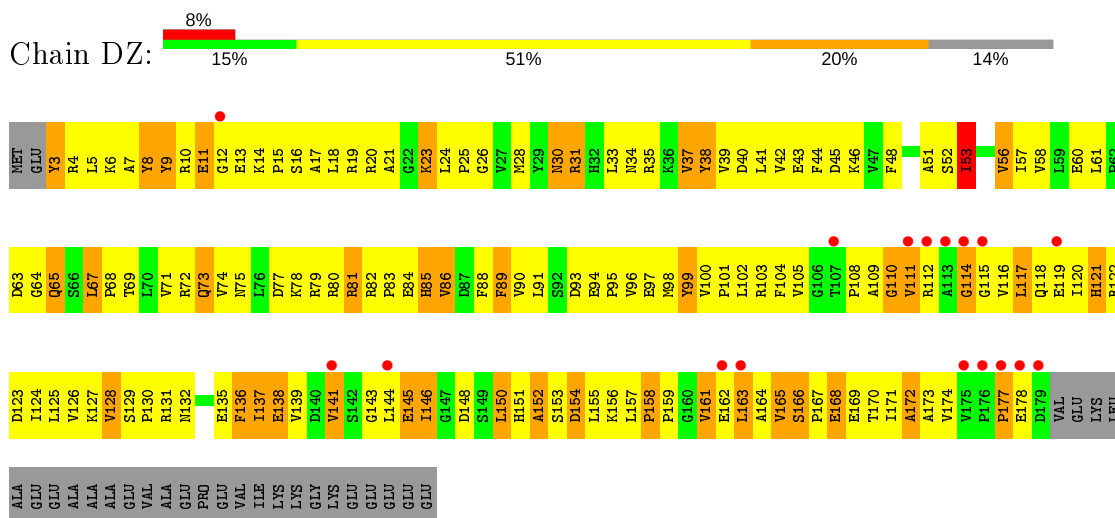
• Molecule 45: 50S ribosomal protein L24



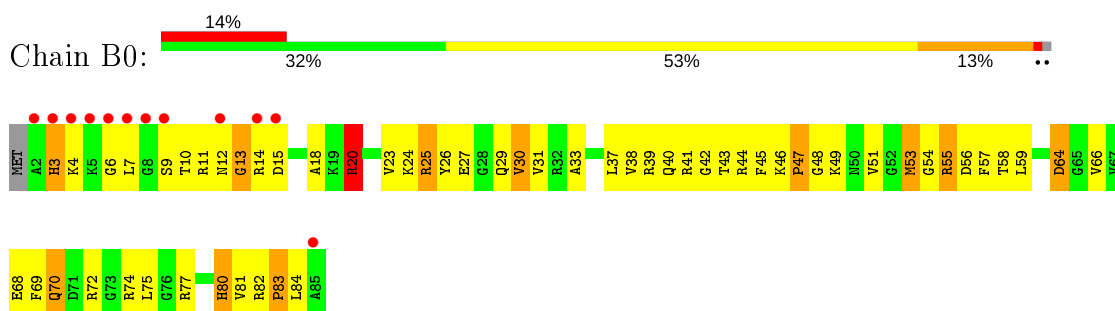
• Molecule 46: 50S ribosomal protein L25



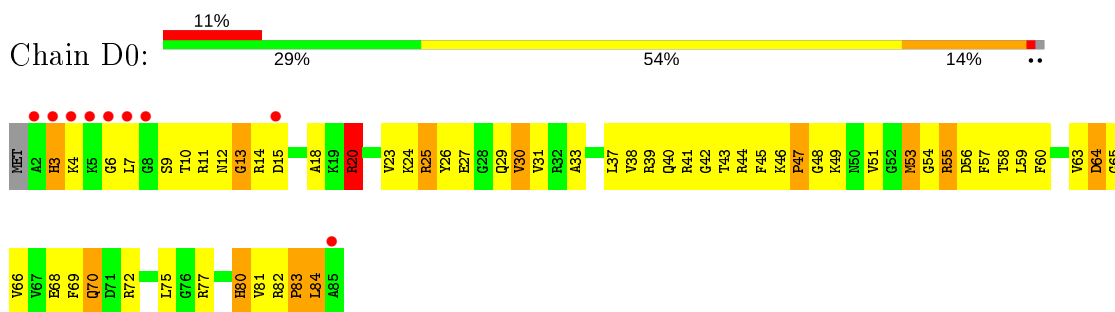
• Molecule 46: 50S ribosomal protein L25



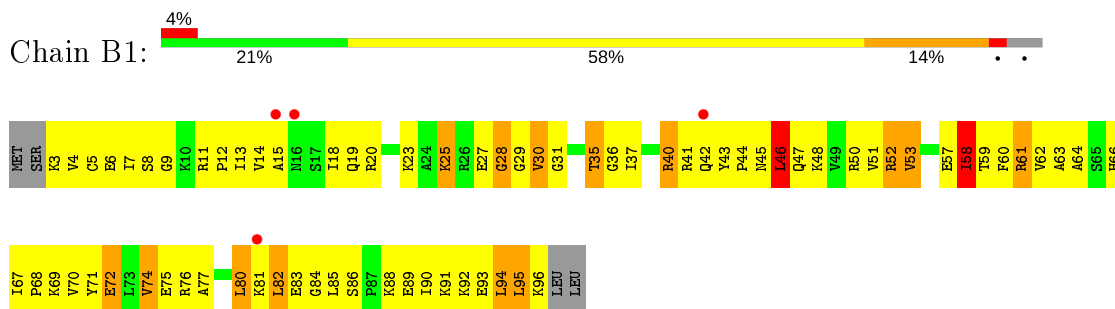
• Molecule 47: 50S ribosomal protein L27



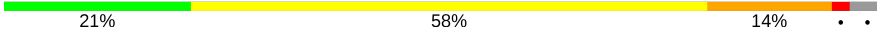
• Molecule 47: 50S ribosomal protein L27

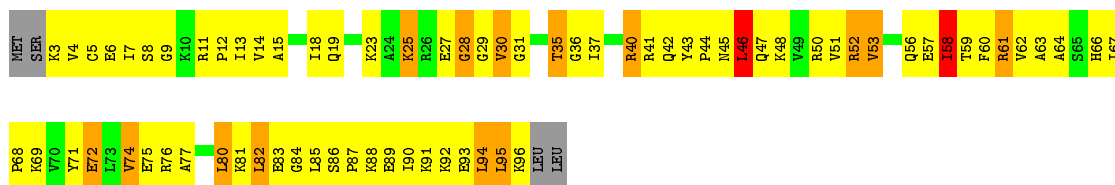


• Molecule 48: 50S ribosomal protein L28

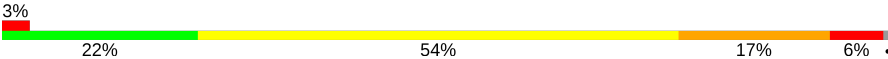


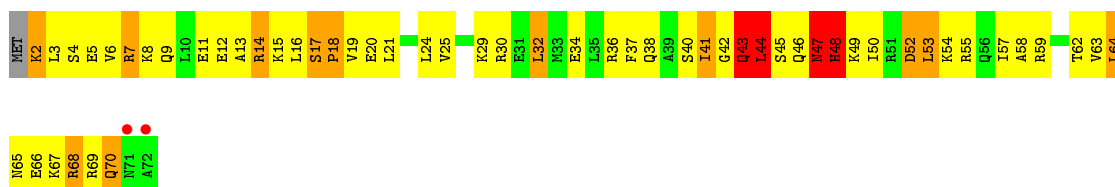
• Molecule 48: 50S ribosomal protein L28

Chain D1: 



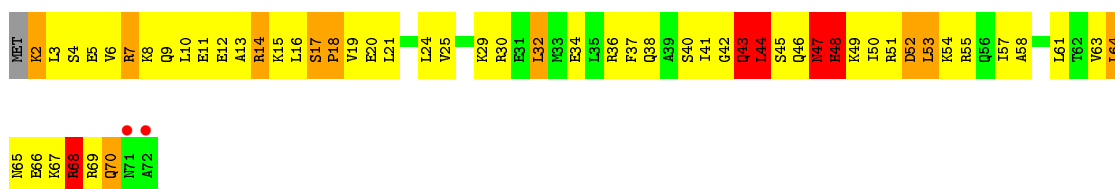
• Molecule 49: 50S ribosomal protein L29

Chain B2: 



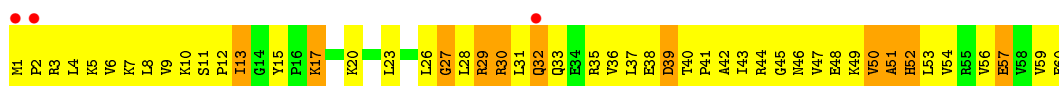
• Molecule 49: 50S ribosomal protein L29

Chain D2: 



• Molecule 50: 50S ribosomal protein L30

Chain B3: 




• Molecule 50: 50S ribosomal protein L30

Chain D3: 



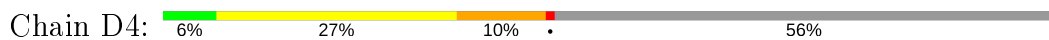
• Molecule 51: 50S ribosomal protein L31

Chain B4: 



ARG
ARG
TYR
GLY
ASP
SER
TYR
ARG
LYS
GLY
ARG

• Molecule 51: 50S ribosomal protein L31



MET
LYS
GLU
GLY
ILE
HIS
PRO
LYS
LEU
V36
P37
A38
R39
I40
I41
C42
G43
C44
G45
R46
V47
I48
E49
T50
Y51
S52
T53
K54
P55
E56
I57
Y58
V59
E60
V61
C62
S63
I64
C65
H66

ARG
ARG
TYR
GLY
ASP
SER
TYR
ARG
LYS
GLY
ARG

• Molecule 52: 50S ribosomal protein L32



MET
A2
K3
R4
P5
V6
P7
K10
T11
R16
D17
A18
R19
R20
R23
A24
L25
T29
P32
C33
P34
E35
C36
K37
A38
K39
K40
P41
P42
H43
T44
V45
C46
P47
E48
C49
G50
Y51
Y52
K53
G54
R55
K56
V57
L58
E59
E58
V60

• Molecule 52: 50S ribosomal protein L32



MET
A2
K3
R4
P5
V6
P7
K8
T11
R16
D17
A18
R19
R20
R23
A24
L25
T29
P32
C33
P34
E35
C36
K37
A38
K39
K40
P41
P42
H43
T44
V45
C46
P47
E48
C49
G50
Y51
Y52
K56
V57
L58
E59
V60

• Molecule 53: 50S ribosomal protein L33



MET
ALA
SER
GLU
VAL
ARG
ILE
LYS
L9
L10
L11
L12
E13
T14
E15
C16
K17
R18
R19
N20
Y21
A22
T23
E24
K25
N26
K27
R28
N29
T30
T31
N32
K33
L34
E35
L36
R37
C40
P41
N42
R44
K45
R46
T47
V48
H49
R50
E51
V52
K53
ILE

• Molecule 53: 50S ribosomal protein L33



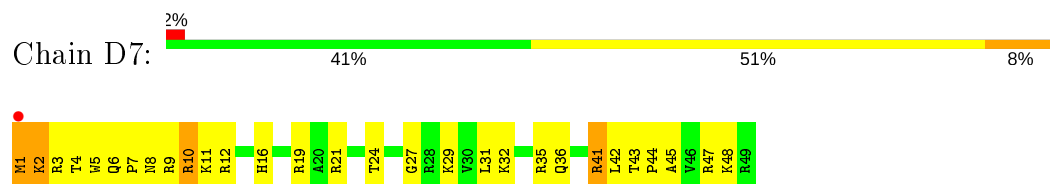
MET
ALA
SER
GLU
VAL
ARG
ILE
LYS
L9
L10
L11
L12
E13
T14
E15
C16
K17
R18
R19
N20
Y21
A22
T23
E24
K25
N26
K27
R28
N29
T30
T31
N32
K33
L34
E35
L36
R37
R38
L39
C40
P41
N42
C43
R44
K45
R46
T47
V48
H49
R50
E51
V52
K53
ILE

• Molecule 54: 50S ribosomal protein L34

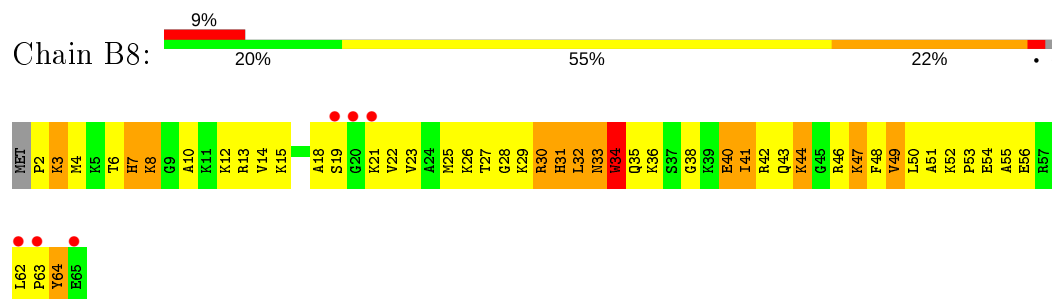


M1
A2
R3
T4
W5
Q6
P7
M8
R9
K10
R11
R12
H16
R19
A20
R21
T24
G27
R28
K29
V30
L31
K32
R35
Q36
R41
L42
T43
P44
A45
V46
R47
K48
R49

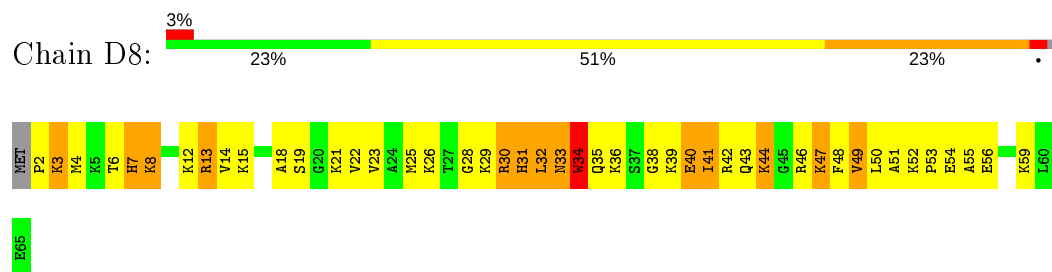
• Molecule 54: 50S ribosomal protein L34



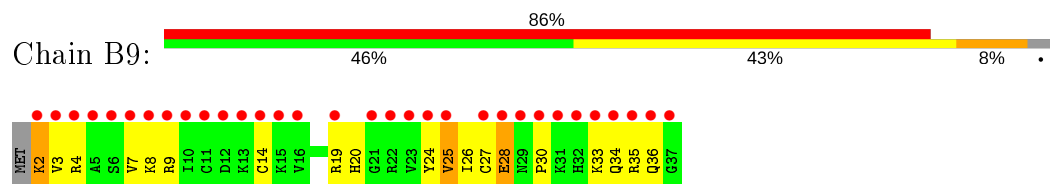
- Molecule 55: 50S ribosomal protein L35



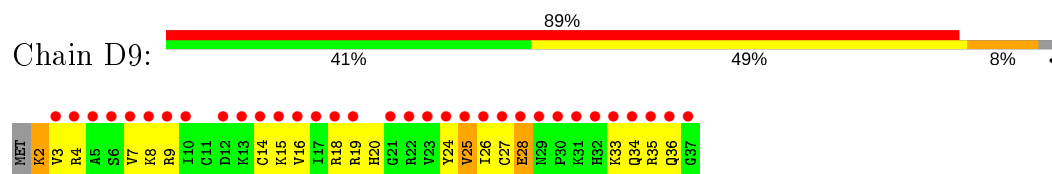
- Molecule 55: 50S ribosomal protein L35



- Molecule 56: 50S ribosomal protein L36



- Molecule 56: 50S ribosomal protein L36



4 Data and refinement statistics

Property	Value	Source
Space group	P 21 21 21	Depositor
Cell constants a, b, c, α , β , γ	210.20Å 446.16Å 620.95Å 90.00° 90.00° 90.00°	Depositor
Resolution (Å)	50.00 – 3.90 34.93 – 4.00	Depositor EDS
% Data completeness (in resolution range)	94.3 (50.00-3.90) 95.2 (34.93-4.00)	Depositor EDS
R_{merge}	0.35	Depositor
R_{sym}	(Not available)	Depositor
$\langle I/\sigma(I) \rangle$ ¹	2.17 (at 3.99Å)	Xtriage
Refinement program	PHENIX (phenix.refine: 1.8.1_1168), REFMAC	Depositor
R, R_{free}	0.242 , 0.269 0.247 , 0.272	Depositor DCC
R_{free} test set	20475 reflections (4.41%)	wwPDB-VP
Wilson B-factor (Å ²)	115.4	Xtriage
Anisotropy	0.219	Xtriage
Bulk solvent k_{sol} (e/Å ³), B_{sol} (Å ²)	0.25 , 38.5	EDS
L-test for twinning ²	$\langle L \rangle = 0.42$, $\langle L^2 \rangle = 0.25$	Xtriage
Estimated twinning fraction	No twinning to report.	Xtriage
F_o, F_c correlation	0.88	EDS
Total number of atoms	292667	wwPDB-VP
Average B, all atoms (Å ²)	51.0	wwPDB-VP

Xtriage's analysis on translational NCS is as follows: *The largest off-origin peak in the Patterson function is 2.56% of the height of the origin peak. No significant pseudotranslation is detected.*

¹Intensities estimated from amplitudes.

²Theoretical values of $\langle |L| \rangle$, $\langle L^2 \rangle$ for acentric reflections are 0.5, 0.333 respectively for untwinned datasets, and 0.375, 0.2 for perfectly twinned datasets.

5 Model quality

5.1 Standard geometry

Bond lengths and bond angles in the following residue types are not validated in this section: ZN, MG, PAR

The Z score for a bond length (or angle) is the number of standard deviations the observed value is removed from the expected value. A bond length (or angle) with $|Z| > 5$ is considered an outlier worth inspection. RMSZ is the root-mean-square of all Z scores of the bond lengths (or angles).

Mol	Chain	Bond lengths		Bond angles	
		RMSZ	# Z >5	RMSZ	# Z >5
1	AA	0.53	1/36186 (0.0%)	1.07	56/56479 (0.1%)
1	CA	0.57	0/36161	1.11	53/56440 (0.1%)
2	AB	0.36	0/1936	0.63	0/2611
2	CB	0.35	0/1936	0.62	0/2611
3	AC	0.35	0/1637	0.60	0/2207
3	CC	0.35	0/1637	0.59	0/2207
4	AD	0.39	0/1733	0.66	0/2318
4	CD	0.38	0/1733	0.65	0/2318
5	AE	0.41	0/1163	0.66	0/1566
5	CE	0.41	0/1163	0.66	0/1566
6	AF	0.35	0/856	0.63	0/1154
6	CF	0.36	0/856	0.65	0/1154
7	AG	0.34	0/1276	0.57	0/1709
7	CG	0.34	0/1276	0.57	0/1709
8	AH	0.34	0/1136	0.65	0/1527
8	CH	0.34	0/1136	0.64	0/1527
9	AI	0.35	0/1029	0.62	0/1379
9	CI	0.35	0/1029	0.63	0/1379
10	AJ	0.38	0/808	0.65	0/1087
10	CJ	0.38	0/808	0.64	0/1087
11	AK	0.36	0/900	0.66	0/1213
11	CK	0.36	0/900	0.66	0/1213
12	AL	0.45	0/987	0.78	1/1322 (0.1%)
12	CL	0.43	0/987	0.78	0/1322
13	AM	0.40	0/999	0.72	0/1338
13	CM	0.34	0/999	0.68	1/1338 (0.1%)
14	AN	0.37	0/501	0.63	0/664
14	CN	0.37	0/501	0.63	0/664
15	AO	0.36	0/745	0.58	0/992
15	CO	0.35	0/745	0.58	0/992
16	AP	0.39	0/717	0.65	0/965
16	CP	0.38	0/717	0.63	0/965

Mol	Chain	Bond lengths		Bond angles	
		RMSZ	# Z >5	RMSZ	# Z >5
17	AQ	0.40	0/837	0.65	0/1119
17	CQ	0.36	0/837	0.61	0/1119
18	AR	0.39	0/579	0.71	0/768
18	CR	0.40	0/579	0.70	0/768
19	AS	0.38	0/643	0.68	0/867
19	CS	0.37	0/643	0.62	0/867
20	AT	0.36	0/765	0.66	0/1007
20	CT	0.34	0/765	0.66	0/1007
21	AU	0.71	0/213	0.84	0/279
21	CU	0.75	0/213	0.78	0/279
22	AW	0.51	0/1809	1.00	3/2819 (0.1%)
22	AY	0.74	0/408	1.23	0/634
22	CW	0.53	0/1809	0.99	6/2819 (0.2%)
22	CY	0.85	0/408	1.39	3/634 (0.5%)
23	AV	0.80	0/1836	1.30	11/2859 (0.4%)
23	CV	0.81	0/1836	1.29	9/2859 (0.3%)
24	AX	0.78	0/188	1.33	2/290 (0.7%)
24	CX	0.97	0/235	1.28	2/364 (0.5%)
25	BA	0.52	1/67620 (0.0%)	0.74	24/105555 (0.0%)
25	DA	0.52	2/67620 (0.0%)	0.74	23/105555 (0.0%)
26	BB	0.41	0/2853	0.71	1/4451 (0.0%)
26	DB	0.42	0/2853	0.72	1/4451 (0.0%)
27	BC	0.37	0/1145	0.67	7/1556 (0.4%)
27	DC	0.38	0/1145	0.67	7/1556 (0.4%)
28	BD	0.52	0/2155	0.82	0/2907
28	DD	0.53	0/2155	0.83	0/2907
29	BE	0.44	0/1597	0.78	2/2155 (0.1%)
29	DE	0.44	0/1597	0.77	1/2155 (0.0%)
30	BF	0.45	0/1659	0.74	0/2246
30	DF	0.45	0/1659	0.73	0/2246
31	BG	0.41	0/1499	0.73	1/2016 (0.0%)
31	DG	0.41	0/1499	0.74	1/2016 (0.0%)
32	BH	0.37	0/1246	0.70	2/1684 (0.1%)
32	DH	0.37	0/1246	0.70	2/1684 (0.1%)
33	BI	0.35	0/1147	0.71	0/1553
33	DI	0.37	0/1147	0.71	0/1553
34	BN	0.40	0/1132	0.74	1/1527 (0.1%)
34	DN	0.39	0/1132	0.75	1/1527 (0.1%)
35	BO	0.66	0/943	0.68	0/1269
35	DO	0.82	0/943	0.71	0/1269
36	BP	0.47	0/1131	0.84	0/1504
36	DP	0.45	0/1131	0.82	1/1504 (0.1%)
37	BQ	0.41	0/1143	0.69	0/1527

Mol	Chain	Bond lengths		Bond angles	
		RMSZ	# Z >5	RMSZ	# Z >5
37	DQ	0.40	0/1143	0.68	0/1527
38	BR	0.40	0/974	0.76	0/1302
38	DR	0.40	0/974	0.77	0/1302
39	BS	0.41	0/779	0.72	0/1038
39	DS	0.38	0/779	0.71	0/1038
40	BT	0.58	0/1156	0.68	0/1544
40	DT	0.65	0/1156	0.70	1/1544 (0.1%)
41	BU	0.39	0/975	0.70	0/1297
41	DU	0.39	0/975	0.70	0/1297
42	BV	0.38	0/790	0.70	0/1057
42	DV	0.39	0/790	0.71	0/1057
43	BW	0.41	0/907	0.69	0/1216
43	DW	0.41	0/907	0.69	0/1216
44	BX	0.49	0/740	0.72	0/995
44	DX	0.49	0/740	0.72	0/995
45	BY	0.49	0/789	0.77	0/1053
45	DY	0.45	0/789	0.79	1/1053 (0.1%)
46	BZ	0.38	0/1436	0.66	0/1951
46	DZ	0.37	0/1436	0.67	0/1951
47	B0	0.39	0/671	0.67	0/892
47	D0	0.39	0/671	0.67	0/892
48	B1	0.46	0/739	0.84	1/983 (0.1%)
48	D1	0.45	0/739	0.84	1/983 (0.1%)
49	B2	0.43	0/600	0.69	0/793
49	D2	0.44	0/600	0.71	0/793
50	B3	0.38	0/473	0.67	0/636
50	D3	0.38	0/473	0.67	0/636
51	B4	0.44	0/229	0.66	0/311
51	D4	0.45	0/229	0.66	0/311
52	B5	0.38	0/473	0.68	0/639
52	D5	0.38	0/473	0.68	0/639
53	B6	0.47	0/388	0.65	0/520
53	D6	0.48	0/388	0.65	0/520
54	B7	0.56	0/427	0.75	0/563
54	D7	0.56	0/427	0.75	0/563
55	B8	0.51	0/516	0.85	0/681
55	D8	0.52	0/516	0.85	0/681
56	B9	0.31	0/302	0.58	0/397
56	D9	0.31	0/302	0.58	0/397
All	All	0.50	4/317064 (0.0%)	0.84	226/474017 (0.0%)

All (4) bond length outliers are listed below:

Mol	Chain	Res	Type	Atoms	Z	Observed(Å)	Ideal(Å)
1	AA	1480	A	N9-C4	5.60	1.41	1.37
25	DA	2307	G	O3'-P	5.54	1.67	1.61
25	BA	271(U)	G	O3'-P	5.17	1.67	1.61
25	DA	271(U)	G	O3'-P	5.13	1.67	1.61

All (226) bond angle outliers are listed below:

Mol	Chain	Res	Type	Atoms	Z	Observed(°)	Ideal(°)
29	BE	52	LEU	C-N-CD	-8.27	102.41	120.60
45	DY	55	TYR	C-N-CD	-6.12	107.12	120.60
13	CM	112	GLY	C-N-CD	-6.03	107.34	120.60
23	CV	72	C	N3-C4-C5	-6.00	119.50	121.90
1	CA	1164	A	C8-N9-C4	5.99	108.19	105.80
24	CX	20	U	N1-C2-O2	-5.96	118.62	122.80
1	AA	443	C	C6-N1-C2	-5.96	117.92	120.30
22	AW	61	C	C6-N1-C2	-5.93	117.93	120.30
23	CV	32	G	N3-C4-C5	5.93	131.56	128.60
22	CY	33	U	N1-C2-N3	5.92	118.45	114.90
1	CA	535	U	C2-N1-C1'	-5.91	110.61	117.70
1	CA	501	C	N3-C2-O2	-5.90	117.77	121.90
25	DA	272(B)	G	P-O3'-C3'	-5.90	112.62	119.70
23	CV	13	C	C6-N1-C2	-5.90	117.94	120.30
40	DT	90	GLN	N-CA-C	-5.88	95.13	111.00
1	CA	937	U	C2-N1-C1'	5.87	124.74	117.70
1	CA	513	G	N3-C4-C5	5.86	131.53	128.60
1	CA	443	C	C6-N1-C2	-5.85	117.96	120.30
1	AA	49	U	C5-C6-N1	-5.84	119.78	122.70
1	AA	77	G	C8-N9-C4	-5.83	104.07	106.40
1	CA	689	A	C8-N9-C4	5.83	108.13	105.80
23	AV	47	G	N1-C6-O6	5.82	123.39	119.90
25	DA	1301	A	N9-C1'-C2'	5.82	121.56	114.00
25	BA	1301	A	N9-C1'-C2'	5.81	121.56	114.00
25	DA	1786	A	N9-C1'-C2'	5.81	121.55	114.00
23	AV	8	U	N1-C2-O2	-5.81	118.73	122.80
1	AA	49	U	C6-N1-C2	5.79	124.47	121.00
25	DA	2225	A	C2'-C3'-O3'	5.79	122.96	113.70
22	CY	37	A	N1-C6-N6	5.78	122.07	118.60
1	AA	337	C	N1-C2-O2	5.78	122.37	118.90
25	DA	1493	C	N1-C1'-C2'	5.78	121.52	114.00
25	BA	2225	A	C2'-C3'-O3'	5.77	122.94	113.70
1	CA	1140	C	C2-N1-C1'	5.77	125.15	118.80
25	BA	1786	A	N9-C1'-C2'	5.76	121.49	114.00
1	CA	559	G	C6-C5-N7	-5.76	126.94	130.40

Continued on next page...

Continued from previous page...

Mol	Chain	Res	Type	Atoms	Z	Observed(°)	Ideal(°)
1	AA	1386	C	C6-N1-C2	-5.75	118.00	120.30
25	BA	1493	C	N1-C1'-C2'	5.74	121.46	114.00
1	CA	1238	U	P-O3'-C3'	-5.74	112.81	119.70
1	AA	278	C	C6-N1-C2	-5.72	118.01	120.30
1	CA	1303	C	C6-N1-C2	-5.72	118.01	120.30
27	BC	181	PRO	N-CA-CB	5.71	110.16	103.30
1	AA	63	C	C6-N1-C2	-5.71	118.02	120.30
27	DC	181	PRO	N-CA-CB	5.70	110.14	103.30
23	AV	39	A	N1-C6-N6	5.68	122.01	118.60
25	DA	1698	A	N9-C1'-C2'	5.68	121.39	114.00
48	D1	46	LEU	CA-CB-CG	5.68	128.36	115.30
25	BA	1698	A	N9-C1'-C2'	5.68	121.38	114.00
1	AA	969	U	P-O3'-C3'	5.68	126.51	119.70
1	CA	903	G	N3-C4-C5	5.68	131.44	128.60
1	AA	106	G	N3-C4-N9	5.67	129.40	126.00
1	CA	261	G	P-O3'-C3'	5.66	126.50	119.70
1	CA	110	G	C6-C5-N7	-5.66	127.00	130.40
1	CA	1482	G	C4-C5-N7	-5.66	108.54	110.80
48	B1	46	LEU	CA-CB-CG	5.65	128.30	115.30
1	AA	246	G	N3-C4-C5	-5.65	125.77	128.60
23	AV	76	C	C2-N1-C1'	5.62	124.98	118.80
1	AA	715	C	C6-N1-C2	5.61	122.55	120.30
22	AW	75	C	N1-C2-N3	-5.59	115.28	119.20
1	AA	101	G	C4-N9-C1'	5.59	133.77	126.50
1	CA	1140	C	C6-N1-C2	-5.59	118.06	120.30
27	BC	174	PRO	N-CA-CB	5.58	110.00	103.30
1	CA	630	C	C6-N1-C2	-5.58	118.07	120.30
32	BH	156	ALA	N-CA-C	-5.58	95.93	111.00
32	DH	156	ALA	N-CA-C	-5.57	95.95	111.00
1	AA	1076	G	C8-N9-C4	-5.57	104.17	106.40
1	AA	1046	G	P-O3'-C3'	5.56	126.37	119.70
1	CA	937	U	C5-C6-N1	5.56	125.48	122.70
1	AA	261	G	O3'-P-O5'	5.56	114.56	104.00
1	AA	970	G	C4-N9-C1'	5.56	133.72	126.50
1	CA	1266	A	P-O3'-C3'	5.56	126.37	119.70
1	AA	956	C	C6-N1-C2	-5.54	118.08	120.30
27	DC	174	PRO	N-CA-CB	5.54	109.95	103.30
23	AV	12	G	N1-C6-O6	5.54	123.22	119.90
27	DC	220	PRO	N-CA-CB	5.53	109.93	103.30
1	AA	337	C	N3-C2-O2	-5.52	118.04	121.90
27	DC	140	PRO	N-CA-CB	5.51	109.92	103.30
25	DA	387	U	C2'-C3'-O3'	5.51	122.51	113.70

Continued on next page...

Continued from previous page...

Mol	Chain	Res	Type	Atoms	Z	Observed(°)	Ideal(°)
1	AA	706	U	N3-C2-O2	-5.50	118.35	122.20
22	CW	30	G	N1-C6-O6	5.50	123.20	119.90
27	BC	182	PRO	N-CA-CB	5.49	109.89	103.30
1	AA	101	G	O4'-C1'-N9	5.49	112.59	108.20
25	BA	387	U	C2'-C3'-O3'	5.49	122.48	113.70
27	BC	140	PRO	N-CA-CB	5.49	109.89	103.30
1	AA	423	G	P-O3'-C3'	5.47	126.27	119.70
26	DB	40	U	N1-C1'-C2'	5.47	121.12	114.00
27	DC	182	PRO	N-CA-CB	5.47	109.87	103.30
26	BB	40	U	N1-C1'-C2'	5.47	121.11	114.00
1	CA	1483	U	C5-C6-N1	5.46	125.43	122.70
1	CA	1347	G	N3-C4-N9	-5.46	122.72	126.00
1	AA	1036	C	N1-C1'-C2'	5.46	121.09	114.00
22	CW	70	G	N3-C4-C5	5.45	131.32	128.60
25	BA	945	A	N9-C1'-C2'	5.45	121.08	114.00
1	AA	1445	A	C8-N9-C4	5.44	107.97	105.80
25	DA	945	A	N9-C1'-C2'	5.44	121.07	114.00
1	CA	1205	G	C8-N9-C4	-5.43	104.23	106.40
1	AA	60	A	P-O3'-C3'	5.43	126.21	119.70
27	BC	220	PRO	N-CA-CB	5.43	109.81	103.30
23	CV	72	C	N3-C2-O2	5.43	125.70	121.90
27	BC	201	PRO	N-CA-CB	5.42	109.81	103.30
25	BA	1053	C	N1-C1'-C2'	5.42	121.05	114.00
1	CA	1049	A	P-O3'-C3'	5.42	126.21	119.70
1	AA	543	U	P-O3'-C3'	5.42	126.21	119.70
1	CA	1279	C	C6-N1-C2	5.42	122.47	120.30
1	CA	513	G	N1-C6-O6	5.42	123.15	119.90
1	AA	469	G	C8-N9-C4	-5.42	104.23	106.40
1	CA	716	A	C8-N9-C4	5.39	107.96	105.80
1	CA	1202	G	C8-N9-C4	-5.39	104.25	106.40
1	AA	949	C	C6-N1-C2	-5.38	118.15	120.30
1	CA	60	A	P-O3'-C3'	5.38	126.15	119.70
25	DA	1053	C	N1-C1'-C2'	5.38	120.99	114.00
23	CV	57	C	C2-N1-C1'	5.37	124.71	118.80
23	AV	12	G	C5-C6-O6	-5.37	125.38	128.60
1	CA	969	U	P-O3'-C3'	5.37	126.14	119.70
27	DC	201	PRO	N-CA-CB	5.37	109.74	103.30
1	CA	669	U	C2-N1-C1'	-5.37	111.26	117.70
1	CA	917	C	C2-N1-C1'	-5.36	112.90	118.80
23	CV	14	A	C8-N9-C4	5.36	107.94	105.80
23	CV	47	G	C5-C6-O6	-5.34	125.39	128.60
1	AA	684	C	C6-N1-C2	-5.34	118.17	120.30

Continued on next page...

Continued from previous page...

Mol	Chain	Res	Type	Atoms	Z	Observed(°)	Ideal(°)
1	CA	454	A	OP1-P-O3'	5.33	116.94	105.20
1	CA	11	G	N3-C4-N9	-5.33	122.80	126.00
1	CA	104	G	N3-C4-C5	5.33	131.26	128.60
29	DE	186	GLY	N-CA-C	5.33	126.41	113.10
1	AA	56	U	C5-C6-N1	5.32	125.36	122.70
22	CY	27	G	C4-N9-C1'	5.32	133.42	126.50
25	DA	2827	C	C5'-C4'-C3'	-5.32	107.48	116.00
25	DA	2557	G	C5'-C4'-C3'	-5.32	107.49	116.00
29	BE	186	GLY	N-CA-C	5.31	126.38	113.10
1	AA	85	U	C5-C6-N1	5.30	125.35	122.70
25	BA	2557	G	C5'-C4'-C3'	-5.30	107.52	116.00
1	AA	1260	A	N7-C8-N9	5.29	116.45	113.80
1	CA	1241	C	C6-N1-C2	-5.29	118.18	120.30
1	AA	970	G	C8-N9-C4	-5.29	104.28	106.40
24	AX	22	A	C8-N9-C4	-5.29	103.68	105.80
25	BA	2827	C	C5'-C4'-C3'	-5.29	107.53	116.00
1	CA	1318	G	N3-C4-C5	5.29	131.25	128.60
1	AA	1286	G	C8-N9-C4	-5.29	104.28	106.40
25	BA	856	C	C2'-C3'-O3'	5.29	122.16	113.70
1	AA	518	A	C8-N9-C4	5.29	107.92	105.80
1	AA	261	G	P-O3'-C3'	5.28	126.04	119.70
25	DA	2111	C	N1-C1'-C2'	5.28	120.87	114.00
22	CW	3	C	C6-N1-C2	-5.28	118.19	120.30
1	AA	543	U	C2-N1-C1'	5.28	124.04	117.70
1	CA	1347	G	N3-C4-C5	5.28	131.24	128.60
25	DA	856	C	C2'-C3'-O3'	5.27	122.13	113.70
25	DA	1781	C	C3'-C2'-C1'	-5.26	97.29	101.50
25	BA	2111	C	N1-C1'-C2'	5.26	120.83	114.00
34	DN	67	LEU	N-CA-C	-5.26	96.81	111.00
31	DG	87	PRO	N-CA-C	5.25	125.76	112.10
1	AA	364	C	N1-C2-O2	5.25	122.05	118.90
1	AA	839	C	C2-N1-C1'	5.25	124.58	118.80
31	BG	87	PRO	N-CA-C	5.24	125.73	112.10
22	CW	70	G	C2-N3-C4	-5.24	109.28	111.90
25	DA	2506	U	C5'-C4'-O4'	-5.24	102.81	109.10
34	BN	67	LEU	N-CA-C	-5.23	96.87	111.00
22	AW	62	C	C6-N1-C2	-5.23	118.21	120.30
25	BA	2506	U	C5'-C4'-O4'	-5.23	102.83	109.10
1	AA	511	C	O4'-C1'-N1	5.23	112.38	108.20
32	BH	157	TYR	N-CA-C	-5.22	96.89	111.00
1	CA	1182	A	P-O3'-C3'	5.22	125.97	119.70
1	CA	546	A	O4'-C1'-N9	5.22	112.38	108.20

Continued on next page...

Continued from previous page...

Mol	Chain	Res	Type	Atoms	Z	Observed(°)	Ideal(°)
25	BA	1819	A	P-O3'-C3'	5.21	125.96	119.70
1	CA	1140	C	C5-C6-N1	5.21	123.61	121.00
25	DA	2117	A	N9-C1'-C2'	5.21	120.77	114.00
25	BA	1022	G	P-O3'-C3'	5.21	125.95	119.70
32	DH	157	TYR	N-CA-C	-5.20	96.95	111.00
23	AV	77	A	N1-C6-N6	-5.19	115.48	118.60
1	CA	1046	G	P-O3'-C3'	5.18	125.92	119.70
27	BC	133	PRO	N-CA-CB	5.18	109.52	103.30
25	DA	1022	G	P-O3'-C3'	5.18	125.92	119.70
25	BA	1781	C	C3'-C2'-C1'	-5.18	97.36	101.50
25	BA	2035	G	N9-C1'-C2'	5.18	120.73	114.00
25	DA	2035	G	N9-C1'-C2'	5.17	120.73	114.00
25	BA	2117	A	N9-C1'-C2'	5.17	120.72	114.00
1	CA	1263	C	C6-N1-C2	-5.17	118.23	120.30
22	CW	43	C	C6-N1-C2	-5.17	118.23	120.30
23	CV	23	G	N1-C6-O6	5.17	123.00	119.90
24	CX	19	U	N3-C4-C5	5.16	117.70	114.60
1	AA	77	G	P-O3'-C3'	5.16	125.89	119.70
1	CA	559	G	N3-C4-N9	5.16	129.10	126.00
25	DA	1786	A	P-O3'-C3'	5.16	125.89	119.70
25	BA	1786	A	P-O3'-C3'	5.15	125.88	119.70
1	AA	246	G	C8-N9-C4	-5.14	104.34	106.40
1	CA	766	C	C6-N1-C2	5.14	122.36	120.30
1	AA	1286	G	N7-C8-N9	5.13	115.67	113.10
1	CA	973	A	C8-N9-C4	-5.12	103.75	105.80
1	AA	970	G	N7-C8-N9	5.12	115.66	113.10
1	CA	468	G	C8-N9-C4	-5.12	104.35	106.40
1	CA	11	G	N3-C4-C5	5.11	131.16	128.60
1	AA	1182	A	P-O3'-C3'	5.11	125.83	119.70
1	AA	753	C	C2-N1-C1'	-5.10	113.19	118.80
24	AX	22	A	C4-N9-C1'	5.10	135.48	126.30
22	CW	70	G	N3-C4-N9	-5.10	122.94	126.00
1	AA	1238	U	O4'-C1'-N1	5.09	112.28	108.20
1	AA	901	C	C6-N1-C2	-5.09	118.26	120.30
1	CA	400	U	C2-N1-C1'	5.09	123.81	117.70
1	AA	63	C	C5-C6-N1	5.08	123.54	121.00
1	AA	1142	G	C5-C6-O6	-5.08	125.55	128.60
1	AA	951	A	C8-N9-C4	-5.08	103.77	105.80
1	CA	937	U	C6-N1-C2	-5.08	117.95	121.00
23	AV	77	A	C6-C5-N7	5.08	135.85	132.30
27	DC	133	PRO	N-CA-CB	5.08	109.39	103.30
23	AV	49	C	C4-C5-C6	5.07	119.94	117.40

Continued on next page...

Continued from previous page...

Mol	Chain	Res	Type	Atoms	Z	Observed(°)	Ideal(°)
1	AA	766	C	C6-N1-C2	5.07	122.33	120.30
1	AA	1049	A	P-O3'-C3'	5.07	125.78	119.70
1	CA	380	C	C6-N1-C2	-5.06	118.28	120.30
23	AV	17	C	C6-N1-C2	-5.05	118.28	120.30
1	AA	731	C	P-O3'-C3'	5.05	125.76	119.70
1	AA	364	C	N3-C2-O2	-5.05	118.37	121.90
25	DA	2263	C	C5'-C4'-O4'	-5.04	103.05	109.10
25	DA	1835	G	C5'-C4'-C3'	-5.03	107.95	116.00
36	DP	51	PHE	N-CA-C	5.03	124.59	111.00
1	CA	79	U	C5-C6-N1	5.03	125.22	122.70
23	CV	75	C	C6-N1-C2	-5.03	118.29	120.30
23	AV	29	C	C6-N1-C2	5.03	122.31	120.30
25	BA	1378	A	C2'-C3'-O3'	5.02	121.74	113.70
25	BA	2263	C	C5'-C4'-O4'	-5.02	103.07	109.10
1	AA	1047	U	P-O3'-C3'	5.02	125.72	119.70
25	BA	1835	G	C5'-C4'-C3'	-5.02	107.97	116.00
1	CA	357	G	N3-C4-C5	5.02	131.11	128.60
25	BA	1634	A	N9-C1'-C2'	5.01	120.52	114.00
25	DA	1378	A	C2'-C3'-O3'	5.01	121.72	113.70
25	DA	1634	A	N9-C1'-C2'	5.01	120.52	114.00
1	CA	77	G	P-O3'-C3'	5.01	125.72	119.70
25	BA	271(U)	G	O3'-P-O5'	-5.01	94.48	104.00
12	AL	29	GLY	N-CA-C	-5.00	100.60	113.10

There are no chirality outliers.

There are no planarity outliers.

5.2 Too-close contacts [\(i\)](#)

In the following table, the Non-H and H(model) columns list the number of non-hydrogen atoms and hydrogen atoms in the chain respectively. The H(added) column lists the number of hydrogen atoms added and optimized by MolProbity. The Clashes column lists the number of clashes within the asymmetric unit, whereas Symm-Clashes lists symmetry related clashes.

Mol	Chain	Non-H	H(model)	H(added)	Clashes	Symm-Clashes
1	AA	32326	0	16316	985	0
1	CA	32304	0	16306	977	0
2	AB	1901	0	1951	288	0
2	CB	1901	0	1951	297	0
3	AC	1613	0	1677	215	0
3	CC	1613	0	1677	202	1

Continued on next page...

Continued from previous page...

Mol	Chain	Non-H	H(model)	H(added)	Clashes	Symm-Clashes
4	AD	1703	0	1765	202	0
4	CD	1703	0	1764	152	4
5	AE	1147	0	1207	147	0
5	CE	1147	0	1207	156	0
6	AF	843	0	857	81	0
6	CF	843	0	856	108	0
7	AG	1257	0	1296	137	0
7	CG	1257	0	1296	142	0
8	AH	1116	0	1177	148	0
8	CH	1116	0	1177	169	0
9	AI	1010	0	1037	169	0
9	CI	1010	0	1037	135	0
10	AJ	795	0	840	143	0
10	CJ	795	0	840	137	0
11	AK	885	0	904	104	1
11	CK	885	0	904	120	0
12	AL	971	0	1057	129	0
12	CL	971	0	1057	134	0
13	AM	988	0	1059	197	0
13	CM	988	0	1059	203	0
14	AN	492	0	531	88	0
14	CN	492	0	532	92	0
15	AO	734	0	771	70	0
15	CO	734	0	771	71	0
16	AP	701	0	720	56	0
16	CP	701	0	720	58	0
17	AQ	824	0	891	77	0
17	CQ	824	0	891	74	0
18	AR	574	0	644	61	0
18	CR	574	0	644	63	0
19	AS	630	0	652	102	0
19	CS	630	0	652	119	0
20	AT	763	0	861	114	0
20	CT	763	0	861	153	0
21	AU	209	0	221	10	0
21	CU	209	0	221	20	0
22	AW	1619	0	822	155	0
22	AY	365	0	185	55	0
22	CW	1619	0	822	203	0
22	CY	365	0	185	45	0
23	AV	1644	0	836	169	0
23	CV	1644	0	836	173	0

Continued on next page...

Continued from previous page...

Mol	Chain	Non-H	H(model)	H(added)	Clashes	Symm-Clashes
24	AX	169	0	86	17	0
24	CX	210	0	109	24	0
25	BA	60378	0	30440	2704	3
25	DA	60378	0	30441	2817	12
26	BB	2551	0	1295	140	1
26	DB	2551	0	1295	193	1
27	BC	1142	0	865	103	0
27	DC	1142	0	865	135	0
28	BD	2105	0	2182	296	4
28	DD	2105	0	2182	328	0
29	BE	1564	0	1629	269	0
29	DE	1564	0	1629	280	0
30	BF	1624	0	1677	241	0
30	DF	1624	0	1677	234	0
31	BG	1474	0	1535	318	0
31	DG	1474	0	1535	292	0
32	BH	1223	0	1282	198	0
32	DH	1223	0	1282	236	2
33	BI	1132	0	1218	217	0
33	DI	1132	0	1218	214	0
34	BN	1105	0	1180	169	0
34	DN	1105	0	1180	170	0
35	BO	933	0	995	88	0
35	DO	933	0	996	78	0
36	BP	1114	0	1187	318	0
36	DP	1114	0	1187	299	8
37	BQ	1122	0	1179	154	0
37	DQ	1122	0	1179	184	0
38	BR	960	0	1021	143	0
38	DR	960	0	1021	144	0
39	BS	771	0	832	194	0
39	DS	771	0	832	196	0
40	BT	1142	0	1202	149	0
40	DT	1142	0	1202	225	0
41	BU	958	0	1015	170	0
41	DU	958	0	1015	173	0
42	BV	779	0	852	169	0
42	DV	779	0	852	174	3
43	BW	896	0	953	107	1
43	DW	896	0	953	112	0
44	BX	726	0	778	72	0
44	DX	726	0	778	74	0

Continued on next page...

Continued from previous page...

Mol	Chain	Non-H	H(model)	H(added)	Clashes	Symm-Clashes
45	BY	776	0	870	158	11
45	DY	776	0	870	184	2
46	BZ	1404	0	1432	219	0
46	DZ	1404	0	1432	230	0
47	B0	662	0	688	79	0
47	D0	662	0	688	77	0
48	B1	732	0	808	98	0
48	D1	732	0	808	91	0
49	B2	598	0	653	71	0
49	D2	598	0	653	86	1
50	B3	468	0	523	67	8
50	D3	468	0	523	73	0
51	B4	226	0	229	46	0
51	D4	226	0	229	37	0
52	B5	459	0	480	64	0
52	D5	459	0	480	60	3
53	B6	381	0	391	74	0
53	D6	381	0	391	75	0
54	B7	419	0	467	42	0
54	D7	419	0	467	45	0
55	B8	508	0	576	109	0
55	D8	508	0	576	104	0
56	B9	299	0	326	24	0
56	D9	299	0	326	21	0
57	AA	93	0	0	0	0
57	AX	2	0	0	0	0
57	B1	1	0	0	0	0
57	B3	1	0	0	0	0
57	B5	2	0	0	0	0
57	BA	261	0	0	7	0
57	BB	4	0	0	0	0
57	BE	1	0	0	0	0
57	BF	2	0	0	0	0
57	BO	1	0	0	0	0
57	BU	1	0	0	0	0
57	CA	94	0	0	0	0
57	CV	2	0	0	0	0
57	D0	1	0	0	0	0
57	D5	2	0	0	0	0
57	DA	268	0	0	0	0
57	DB	2	0	0	0	0
57	DD	1	0	0	0	0

Continued on next page...

Continued from previous page...

Mol	Chain	Non-H	H(model)	H(added)	Clashes	Symm-Clashes
57	DE	1	0	0	0	0
58	AA	42	0	45	3	0
58	CA	42	0	45	1	0
59	AD	1	0	0	1	0
59	AN	1	0	0	2	0
59	CD	1	0	0	0	0
59	CN	1	0	0	0	0
All	All	292667	0	198350	20561	33

The all-atom clashscore is defined as the number of clashes found per 1000 atoms (including hydrogen atoms). The all-atom clashscore for this structure is 42.

All (20561) close contacts within the same asymmetric unit are listed below, sorted by their clash magnitude.

Atom-1	Atom-2	Interatomic distance (Å)	Clash overlap (Å)
13:CM:93:ARG:CD	25:DA:888:C:H5'	1.15	1.61
4:AD:167:GLY:CA	28:DD:135:PHE:CE2	1.85	1.56
25:BA:2584:U:C2'	25:BA:2585:U:H5''	1.38	1.54
25:DA:2584:U:C2'	25:DA:2585:U:H5''	1.38	1.54
4:AD:167:GLY:HA3	28:DD:135:PHE:CE2	1.43	1.50
4:AD:197:PRO:CD	6:CF:16:GLN:HG3	1.41	1.49
23:CV:57:C:C5	31:DG:84:LYS:NZ	1.79	1.48
23:CV:35:C:H2'	23:CV:36:A:C8	1.48	1.47
23:CV:57:C:H5	31:DG:84:LYS:NZ	1.00	1.46
40:DT:28:VAL:CG2	40:DT:46:GLU:HA	1.46	1.45
29:BE:52:LEU:CD2	29:BE:76:ARG:HB2	1.46	1.45
32:DH:17:VAL:CG1	32:DH:45:VAL:HG22	1.49	1.43
13:AM:93:ARG:CD	25:BA:888:C:H5'	1.47	1.43
13:AM:94:ARG:NH2	25:BA:887:A:C2'	1.82	1.42
4:AD:195:ALA:CB	6:CF:20:ALA:HB2	1.51	1.41
25:BA:271(U):G:C2'	25:BA:271(V):G:H5'	1.51	1.41
13:AM:108:ARG:NH1	13:AM:111:LYS:HG3	1.31	1.41
13:CM:94:ARG:NH2	25:DA:887:A:H2'	1.21	1.41
23:CV:57:C:N4	31:DG:83:ARG:NH2	1.69	1.40
40:DT:28:VAL:HG22	40:DT:46:GLU:CA	1.50	1.40
13:CM:94:ARG:NH2	25:DA:887:A:C2'	1.85	1.39
29:DE:51:PHE:CE1	29:DE:52:LEU:HD23	1.57	1.39
25:DA:271(U):G:C2'	25:DA:271(V):G:H5'	1.51	1.38
40:DT:29:ARG:HD3	40:DT:85:LYS:CA	1.52	1.37
45:DY:54:LYS:HG2	45:DY:55:TYR:CD2	1.60	1.36
13:AM:94:ARG:NH2	25:BA:887:A:C3'	1.83	1.36

Continued on next page...

Continued from previous page...

Atom-1	Atom-2	Interatomic distance (Å)	Clash overlap (Å)
4:AD:197:PRO:HD3	6:CF:16:GLN:CG	1.26	1.35
32:DH:17:VAL:HB	32:DH:45:VAL:CG2	1.55	1.35
40:DT:29:ARG:CD	40:DT:85:LYS:HA	1.57	1.34
13:AM:94:ARG:HH22	25:BA:887:A:C2'	1.36	1.34
13:CM:93:ARG:CD	25:DA:888:C:C5'	2.07	1.33
25:DA:2516:G:C2'	25:DA:2517:C:H5'	1.58	1.32
25:DA:2584:U:H2'	25:DA:2585:U:C5'	1.58	1.31
13:CM:93:ARG:HD3	25:DA:888:C:C5'	1.59	1.31
25:BA:2516:G:C2'	25:BA:2517:C:H5'	1.58	1.30
20:CT:26:ASN:HB2	20:CT:71:THR:CG2	1.59	1.30
25:BA:2584:U:H2'	25:BA:2585:U:C5'	1.58	1.29
25:BA:1819:A:H1'	25:BA:1821:A:C6	1.65	1.29
20:CT:26:ASN:CB	20:CT:71:THR:HG23	1.61	1.29
13:AM:93:ARG:HG2	25:BA:888:C:OP1	1.28	1.29
13:AM:94:ARG:NH2	25:BA:887:A:H3'	1.40	1.28
13:AM:108:ARG:HH12	13:AM:111:LYS:CG	1.44	1.28
25:BA:911:A:H5''	25:BA:912:C:C5'	1.61	1.28
25:DA:911:A:H5''	25:DA:912:C:C5'	1.61	1.28
20:CT:53:LEU:CD1	20:CT:102:GLY:HA3	1.63	1.28
25:DA:1819:A:H1'	25:DA:1821:A:C6	1.68	1.28
9:AI:104:ARG:HG2	9:AI:106:ALA:CB	1.63	1.26
25:DA:108:U:O2'	25:DA:109:G:H5'	1.33	1.26
20:CT:50:GLU:CA	20:CT:100:ILE:HG12	1.65	1.26
25:BA:108:U:O2'	25:BA:109:G:H5'	1.33	1.26
45:DY:54:LYS:CD	45:DY:55:TYR:HE2	1.49	1.26
32:DH:17:VAL:CB	32:DH:45:VAL:HG22	1.65	1.25
25:BA:2585:U:OP2	57:BA:3061:MG:MG	0.65	1.25
13:AM:108:ARG:NH1	13:AM:111:LYS:CG	2.00	1.24
13:CM:93:ARG:HG2	25:DA:888:C:OP1	1.30	1.24
13:AM:108:ARG:HH12	13:AM:111:LYS:CB	1.49	1.24
40:DT:55:ASN:N	40:DT:59:THR:HG22	1.54	1.23
23:AV:3:C:C2'	23:AV:4:G:H5'	1.69	1.23
28:BD:244:ARG:HG3	28:BD:245:PRO:CD	1.69	1.23
32:DH:41:MET:HA	32:DH:53:GLU:O	1.34	1.22
42:BV:49:THR:HG22	42:BV:50:PRO:CD	1.69	1.22
25:DA:1158:C:O2'	50:D3:32:GLN:HG3	1.40	1.22
6:AF:67:MET:HB2	6:AF:68:PRO:CD	1.70	1.22
20:CT:49:ALA:HB1	20:CT:100:ILE:CD1	1.68	1.22
13:CM:94:ARG:CZ	25:DA:888:C:OP2	1.87	1.22
31:BG:2:PRO:HG2	51:B4:51:TYR:CE2	1.75	1.20
22:CW:68:C:H2'	22:CW:69:G:H8	1.06	1.20

Continued on next page...

Continued from previous page...

Atom-1	Atom-2	Interatomic distance (Å)	Clash overlap (Å)
25:BA:314:A:O2'	25:BA:315:G:H5'	1.41	1.20
1:AA:1302:C:H5''	1:AA:1303:C:C5'	1.72	1.20
23:AV:3:C:H2'	23:AV:4:G:C5'	1.73	1.19
25:BA:1879:C:H2'	25:BA:1880:C:H5''	1.23	1.18
22:CW:60:U:H2'	22:CW:61:C:H5	1.04	1.18
1:AA:1425:G:H3'	1:AA:1426:A:H5''	1.20	1.18
44:BX:27:THR:HG22	44:BX:80:ILE:HB	1.25	1.18
25:DA:271(S):G:H2'	25:DA:271(T):C:H5''	1.25	1.18
13:AM:96:LEU:C	13:AM:110:ARG:HD3	1.62	1.18
23:CV:18:U:H4'	23:CV:19:G:OP2	1.42	1.18
25:DA:1590:U:H2'	25:DA:1591:G:H5''	1.25	1.17
45:DY:67:LEU:HD12	45:DY:67:LEU:O	1.43	1.17
4:AD:195:ALA:CB	6:CF:20:ALA:CB	2.23	1.16
26:DB:83:G:O2'	26:DB:84:C:H5'	1.44	1.16
25:DA:314:A:O2'	25:DA:315:G:H5'	1.41	1.16
20:CT:49:ALA:HB1	20:CT:100:ILE:HD11	1.18	1.16
25:DA:1981:A:H5''	25:DA:1982:C:OP2	1.44	1.16
25:DA:359:A:H2'	25:DA:360:G:H5'	1.28	1.16
1:AA:1302:C:H5''	1:AA:1303:C:H5''	1.22	1.16
26:DB:92:C:O2'	26:DB:93:G:H5'	1.45	1.16
20:AT:50:GLU:CA	20:AT:100:ILE:HG12	1.76	1.15
25:BA:1981:A:H5''	25:BA:1982:C:OP2	1.44	1.15
4:AD:195:ALA:HB3	6:CF:20:ALA:HB2	1.25	1.15
25:BA:242:G:H5''	55:B8:62:LEU:HD13	1.21	1.15
45:DY:54:LYS:HG2	45:DY:55:TYR:CE2	1.81	1.15
36:BP:50:ARG:O	36:BP:57:THR:HG21	1.46	1.15
4:AD:20:TYR:CE1	6:CF:15:ASP:HB3	1.80	1.15
45:DY:54:LYS:CG	45:DY:55:TYR:CE2	2.30	1.15
25:DA:2801(A):A:H4'	25:DA:2802:G:H5'	1.27	1.15
5:CE:100:VAL:HG13	5:CE:118:ILE:CG2	1.77	1.15
9:AI:104:ARG:CG	9:AI:106:ALA:HA	1.76	1.15
19:AS:48:THR:HG22	19:AS:61:TYR:HA	1.20	1.15
19:AS:6:LYS:HD3	19:AS:7:LYS:HE3	1.27	1.14
23:CV:17:C:H3'	23:CV:18:U:C5'	1.77	1.14
25:BA:272:G:C2	25:BA:421:U:C4	2.35	1.14
5:CE:101:ILE:HD11	5:CE:119:LEU:HD23	1.22	1.14
32:DH:17:VAL:CB	32:DH:45:VAL:CG2	2.22	1.14
25:BA:2701:C:H3'	25:BA:2702:U:H5''	1.15	1.14
25:DA:2476:A:H2'	25:DA:2477:C:H5''	1.28	1.14
25:BA:2172:U:H1'	25:BA:2173:A:OP1	1.49	1.13
3:AC:79:ARG:NH1	11:CK:99:GLN:HB3	1.62	1.13

Continued on next page...

Continued from previous page...

Atom-1	Atom-2	Interatomic distance (Å)	Clash overlap (Å)
40:DT:56:GLY:O	40:DT:59:THR:HG23	1.44	1.13
31:BG:22:ARG:HB3	31:BG:22:ARG:NH1	1.64	1.13
25:DA:2172:U:H1'	25:DA:2173:A:OP1	1.49	1.13
25:BA:1158:C:O2'	50:B3:32:GLN:HG3	1.48	1.13
11:CK:127:LYS:HA	11:CK:127:LYS:HE2	1.31	1.13
25:BA:2476:A:H2'	25:BA:2477:C:H5''	1.27	1.13
45:BY:17:SER:HB3	45:BY:71:LYS:HB3	1.29	1.13
31:BG:114:ILE:HG12	31:BG:140:ILE:HD13	1.20	1.13
25:BA:2491:U:H5'	25:BA:2570:G:H5''	1.27	1.12
31:DG:22:ARG:HH11	31:DG:22:ARG:HB3	0.98	1.12
13:CM:88:ARG:HG3	13:CM:98:VAL:HG12	1.17	1.12
45:DY:54:LYS:CD	45:DY:55:TYR:CE2	2.30	1.12
25:BA:103:A:H2'	25:BA:104:U:H5'	1.16	1.12
42:BV:72:VAL:HG23	42:BV:85:LYS:HB3	1.20	1.12
23:CV:35:C:C2'	23:CV:36:A:H8	1.61	1.12
25:DA:271(U):G:H2'	25:DA:271(V):G:H5'	1.12	1.12
5:CE:101:ILE:CD1	5:CE:119:LEU:HD23	1.80	1.12
25:DA:911:A:H5''	25:DA:912:C:H5''	1.21	1.12
25:DA:2348:U:H2'	25:DA:2349:G:H5''	1.30	1.12
27:BC:58:VAL:HG21	27:BC:166:ASP:H	1.15	1.11
13:CM:94:ARG:NE	25:DA:888:C:OP2	1.81	1.11
25:DA:242:G:H5''	55:D8:62:LEU:HD13	1.27	1.11
13:AM:94:ARG:NH2	25:BA:887:A:H2'	1.47	1.11
42:DV:72:VAL:HG23	42:DV:85:LYS:HB3	1.20	1.11
44:DX:12:VAL:HB	44:DX:17:ALA:HB1	1.31	1.11
1:CA:1280:A:H4'	1:CA:1281:G:OP1	1.43	1.11
25:DA:2701:C:H3'	25:DA:2702:U:H5''	1.15	1.11
25:DA:612:C:H2'	25:DA:613:G:H5''	1.29	1.11
31:DG:22:ARG:NH1	31:DG:22:ARG:HB3	1.64	1.11
25:DA:2126:A:H5''	27:DC:36:LYS:HG2	1.33	1.11
4:AD:167:GLY:N	28:DD:135:PHE:CZ	2.19	1.11
32:DH:17:VAL:HG12	32:DH:45:VAL:HG22	1.16	1.10
25:BA:1884:A:H2'	25:BA:1885:A:H5''	1.23	1.10
25:BA:2312:U:H2'	25:BA:2313:C:H5''	1.34	1.10
36:BP:64:LYS:HB3	55:B8:25:MET:HG3	1.27	1.10
26:DB:20:C:H2'	26:DB:21:G:H5''	1.24	1.10
45:DY:54:LYS:HD3	45:DY:55:TYR:CE2	1.87	1.10
26:BB:20:C:H2'	26:BB:21:G:H5''	1.24	1.10
11:AK:127:LYS:HE2	11:AK:127:LYS:HA	1.30	1.10
42:DV:49:THR:HG22	42:DV:50:PRO:HD3	1.21	1.10
9:AI:104:ARG:HG2	9:AI:106:ALA:HB2	1.12	1.10

Continued on next page...

Continued from previous page...

Atom-1	Atom-2	Interatomic distance (Å)	Clash overlap (Å)
25:BA:1798:U:H5'	28:BD:259:THR:HG22	1.33	1.10
19:CS:48:THR:HG22	19:CS:61:TYR:HA	1.20	1.10
25:DA:2491:U:H5'	25:DA:2570:G:H5''	1.27	1.10
25:BA:359:A:H2'	25:BA:360:G:H5'	1.28	1.09
36:BP:55:ARG:HG2	36:BP:56:SER:H	1.16	1.09
39:BS:97:ARG:HH21	39:BS:98:VAL:HA	1.00	1.09
41:BU:106:PHE:O	41:BU:110:VAL:HG23	1.51	1.09
13:CM:117:VAL:HG12	13:CM:118:ALA:H	1.16	1.09
1:AA:1302:C:C5'	1:AA:1303:C:H5''	1.82	1.09
25:DA:1798:U:H5'	28:DD:259:THR:HG22	1.30	1.09
25:DA:612:C:C2'	25:DA:613:G:H5''	1.82	1.09
25:BA:1590:U:H2'	25:BA:1591:G:H5''	1.25	1.09
13:AM:93:ARG:CG	25:BA:888:C:OP1	1.99	1.09
29:BE:15:PHE:CE2	40:BT:80:SER:HB2	1.85	1.09
45:BY:55:TYR:HB3	45:BY:56:PRO:HD2	1.27	1.09
25:DA:1884:A:H2'	25:DA:1885:A:H5''	1.23	1.09
42:DV:49:THR:HG22	42:DV:50:PRO:CD	1.79	1.09
20:AT:50:GLU:HA	20:AT:100:ILE:HG12	1.34	1.09
25:BA:612:C:H2'	25:BA:613:G:H5''	1.29	1.09
29:BE:52:LEU:HD23	29:BE:76:ARG:CB	1.82	1.09
13:CM:5:ALA:CB	13:CM:66:LEU:HD13	1.81	1.09
25:DA:2171:A:H4'	25:DA:2172:U:OP1	1.46	1.09
37:DQ:54:MET:HB3	37:DQ:64:ILE:HD13	1.32	1.09
41:DU:106:PHE:O	41:DU:110:VAL:HG23	1.51	1.09
29:BE:15:PHE:CD2	40:BT:80:SER:HB2	1.87	1.09
26:BB:107:G:C2'	26:BB:108:U:H5'	1.83	1.09
17:AQ:68:ARG:H	17:AQ:70:ARG:NH1	1.48	1.09
25:BA:109:G:O2'	25:BA:110:G:H5'	1.51	1.09
7:CG:113:GLU:HB2	7:CG:119:ARG:HG2	1.34	1.09
25:DA:103:A:H2'	25:DA:104:U:H5'	1.16	1.09
25:BA:2348:U:H2'	25:BA:2349:G:H5''	1.30	1.09
25:BA:2801(A):A:H4'	25:BA:2802:G:H5'	1.27	1.09
13:AM:93:ARG:NE	25:BA:888:C:H5'	1.66	1.09
9:AI:104:ARG:CG	9:AI:106:ALA:CA	2.30	1.09
9:AI:28:VAL:HG22	9:AI:63:ILE:HB	1.35	1.09
31:BG:113:ARG:CG	31:BG:113:ARG:HH11	1.66	1.09
44:BX:12:VAL:HB	44:BX:17:ALA:HB1	1.31	1.08
3:CC:14:ILE:HG12	3:CC:15:THR:H	1.17	1.08
25:DA:109:G:O2'	25:DA:110:G:H5'	1.51	1.08
25:DA:2515:C:O2'	25:DA:2516:G:H5'	1.52	1.08
42:BV:19:LYS:HG2	42:BV:94:LEU:HB2	1.35	1.08

Continued on next page...

Continued from previous page...

Atom-1	Atom-2	Interatomic distance (Å)	Clash overlap (Å)
32:DH:19:VAL:HG21	32:DH:44:VAL:HA	1.24	1.08
40:DT:29:ARG:HG2	40:DT:85:LYS:HG3	1.12	1.08
5:CE:69:VAL:HG12	5:CE:71:LEU:HD23	1.29	1.08
13:CM:57:ARG:NH2	51:D4:60:GLU:HG3	1.67	1.08
31:DG:52:ILE:HG22	31:DG:54:GLU:HG2	1.36	1.08
19:AS:41:VAL:HB	19:AS:44:MET:HG2	1.35	1.08
28:BD:244:ARG:CG	28:BD:245:PRO:HD2	1.82	1.08
31:BG:113:ARG:HG2	31:BG:113:ARG:HH11	1.18	1.08
36:BP:55:ARG:HG2	36:BP:56:SER:N	1.64	1.08
25:DA:2758:A:H2'	25:DA:2759:G:H5''	1.35	1.08
31:DG:113:ARG:HH11	31:DG:113:ARG:CG	1.66	1.08
25:BA:92:A:H2'	25:BA:93:G:H8	1.19	1.08
26:BB:7:G:H3'	26:BB:8:U:H5''	1.34	1.08
31:BG:22:ARG:HB3	31:BG:22:ARG:HH11	0.97	1.08
25:DA:1879:C:H2'	25:DA:1880:C:H5''	1.23	1.08
3:AC:79:ARG:NH1	11:CK:99:GLN:CB	2.16	1.08
39:DS:97:ARG:HH21	39:DS:98:VAL:HA	1.00	1.08
10:CJ:49:VAL:HG23	14:CN:41:ARG:HB2	1.34	1.08
12:CL:41:ARG:HG2	12:CL:42:THR:H	1.16	1.08
13:CM:108:ARG:HH11	13:CM:108:ARG:HA	1.15	1.08
23:AV:3:C:C2'	23:AV:4:G:C5'	2.30	1.08
1:AA:1302:C:C5'	1:AA:1303:C:C5'	2.30	1.08
25:BA:612:C:C2'	25:BA:613:G:H5''	1.82	1.07
25:BA:1658:C:H2'	25:BA:1659:U:C6	1.89	1.07
40:DT:29:ARG:HH21	40:DT:30:VAL:HG22	1.18	1.07
44:BX:12:VAL:HG23	44:BX:13:LEU:H	1.17	1.07
13:CM:70:LEU:HD23	13:CM:70:LEU:O	1.55	1.07
19:CS:6:LYS:HD3	19:CS:7:LYS:HE3	1.30	1.07
6:AF:67:MET:CB	6:AF:68:PRO:HD2	1.83	1.07
25:BA:2171:A:H4'	25:BA:2172:U:OP1	1.46	1.07
20:CT:50:GLU:N	20:CT:100:ILE:HG12	1.67	1.07
28:DD:24:ILE:HG12	28:DD:25:THR:H	1.17	1.07
25:BA:271(S):G:H2'	25:BA:271(T):C:H5''	1.25	1.07
25:DA:2312:U:H2'	25:DA:2313:C:H5''	1.33	1.07
25:DA:2348:U:C2'	25:DA:2349:G:H5''	1.85	1.07
25:BA:2515:C:O2'	25:BA:2516:G:H5'	1.52	1.07
25:BA:271(U):G:H2'	25:BA:271(V):G:H5'	1.12	1.07
4:AD:167:GLY:HA2	28:DD:135:PHE:CE2	1.75	1.06
5:AE:101:ILE:HD11	5:AE:119:LEU:HD23	1.34	1.06
13:AM:108:ARG:NH1	13:AM:108:ARG:HA	1.69	1.06
13:AM:57:ARG:NH2	51:B4:60:GLU:HG3	1.69	1.06

Continued on next page...

Continued from previous page...

Atom-1	Atom-2	Interatomic distance (Å)	Clash overlap (Å)
25:BA:2348:U:C2'	25:BA:2349:G:H5''	1.85	1.06
25:BA:914:C:H2'	25:BA:915:C:H5'	1.37	1.06
9:CI:28:VAL:HG22	9:CI:63:ILE:HB	1.36	1.06
45:DY:76:CYS:SG	45:DY:77:PRO:HD2	1.95	1.06
7:AG:113:GLU:HB2	7:AG:119:ARG:HG2	1.37	1.06
4:AD:20:TYR:CE1	6:CF:15:ASP:CB	2.37	1.06
4:AD:167:GLY:CA	28:DD:135:PHE:CZ	2.37	1.06
13:AM:97:PRO:N	13:AM:110:ARG:HD3	1.69	1.06
25:BA:2300:G:N2	25:BA:2317:C:H1'	1.70	1.06
25:DA:2068:U:N3	25:DA:2430:A:H2	1.53	1.06
8:AH:10:LEU:HD23	8:AH:83:ILE:HD11	1.36	1.06
10:CJ:40:LEU:HB2	10:CJ:41:PRO:HD2	1.36	1.06
25:BA:2758:A:H2'	25:BA:2759:G:H5''	1.35	1.06
44:DX:27:THR:HG22	44:DX:80:ILE:HB	1.25	1.06
26:BB:107:G:H2'	26:BB:108:U:H5'	1.06	1.06
9:AI:104:ARG:HG3	9:AI:106:ALA:HA	1.38	1.06
25:BA:2282:G:OP2	57:BA:3062:MG:MG	0.96	1.06
36:DP:63:PRO:HB3	55:D8:13:ARG:HB3	1.37	1.06
25:DA:2516:G:H2'	25:DA:2517:C:H5'	1.07	1.06
12:CL:28:LYS:CG	12:CL:33:ARG:HH12	1.68	1.06
25:DA:1658:C:H2'	25:DA:1659:U:C6	1.89	1.06
25:DA:2584:U:C3'	25:DA:2585:U:H5''	1.86	1.06
28:BD:31:LYS:HG3	28:BD:33:LEU:HD13	1.37	1.06
25:DA:92:A:H2'	25:DA:93:G:H8	1.19	1.06
45:BY:76:CYS:SG	45:BY:77:PRO:HD2	1.95	1.05
5:CE:76:ILE:HD11	5:CE:142:LEU:CD2	1.85	1.05
14:AN:26:ARG:HG3	14:AN:27:CYS:H	1.18	1.05
10:AJ:49:VAL:HG23	14:AN:41:ARG:HB2	1.37	1.05
37:BQ:54:MET:HB3	37:BQ:64:ILE:HD13	1.32	1.05
8:CH:10:LEU:HD23	8:CH:83:ILE:HD11	1.37	1.05
23:CV:17:C:H3'	23:CV:18:U:H5'	1.34	1.05
50:B3:56:VAL:HG12	50:B3:57:GLU:H	1.17	1.05
31:BG:113:ARG:HA	31:BG:113:ARG:CZ	1.86	1.05
33:BI:58:LEU:HA	33:BI:61:ARG:HE	1.21	1.05
13:CM:5:ALA:HB1	13:CM:66:LEU:CD1	1.85	1.05
28:DD:31:LYS:HG3	28:DD:33:LEU:HD13	1.37	1.05
28:BD:24:ILE:HG12	28:BD:25:THR:H	1.17	1.05
23:AV:19:G:H22	23:AV:58:A:H2'	1.19	1.05
25:BA:911:A:H5''	25:BA:912:C:H5''	1.14	1.05
22:CW:39:U:H4'	22:CW:39:U:OP1	1.47	1.05
13:AM:117:VAL:HG12	13:AM:118:ALA:H	1.20	1.05

Continued on next page...

Continued from previous page...

Atom-1	Atom-2	Interatomic distance (Å)	Clash overlap (Å)
13:AM:93:ARG:HD3	25:BA:888:C:H5'	1.07	1.05
25:DA:914:C:H2'	25:DA:915:C:H5'	1.37	1.05
31:DG:113:ARG:HG2	31:DG:113:ARG:HH11	1.10	1.05
1:AA:1050:G:OP2	1:AA:1076:G:H5'	1.54	1.05
12:AL:41:ARG:HG2	12:AL:42:THR:H	1.16	1.05
25:BA:1884:A:C2'	25:BA:1885:A:H5''	1.86	1.05
25:BA:2068:U:N3	25:BA:2430:A:H2	1.53	1.05
29:BE:36:ARG:NH2	29:BE:88:GLY:HA3	1.70	1.05
25:DA:1590:U:C2'	25:DA:1591:G:H5''	1.87	1.05
3:AC:14:ILE:HG12	3:AC:15:THR:H	1.17	1.05
13:AM:88:ARG:HG3	13:AM:98:VAL:HG12	1.38	1.05
25:BA:2584:U:C3'	25:BA:2585:U:H5''	1.86	1.05
29:DE:36:ARG:NH2	29:DE:88:GLY:HA3	1.70	1.05
25:BA:1590:U:C2'	25:BA:1591:G:H5''	1.87	1.04
45:BY:17:SER:CB	45:BY:71:LYS:HD2	1.86	1.04
39:BS:78:LEU:HD11	39:BS:103:GLU:HB3	1.38	1.04
27:DC:58:VAL:HG21	27:DC:166:ASP:H	1.15	1.04
22:AW:38:A:H2'	22:AW:39:U:H5''	1.39	1.04
5:CE:50:GLU:HB3	5:CE:53:LEU:HD13	1.36	1.04
32:BH:13:LYS:HA	32:BH:13:LYS:HE2	1.39	1.04
2:CB:18:GLY:H	2:CB:42:ILE:HG22	1.22	1.04
53:B6:41:PRO:HD2	53:B6:46:HIS:H	1.23	1.04
17:CQ:68:ARG:H	17:CQ:70:ARG:NH1	1.54	1.04
5:AE:50:GLU:HB3	5:AE:53:LEU:HD13	1.38	1.04
26:DB:7:G:H3'	26:DB:8:U:H5''	1.34	1.04
29:DE:52:LEU:HD13	29:DE:53:PRO:HD2	1.37	1.04
42:DV:19:LYS:HG2	42:DV:94:LEU:HB2	1.35	1.04
25:BA:1952:A:C2	35:BO:22:ILE:HD12	1.93	1.04
25:DA:1884:A:C2'	25:DA:1885:A:H5''	1.86	1.04
40:DT:89:VAL:HB	40:DT:91:ARG:CG	1.86	1.04
34:BN:56:ASN:HA	34:BN:125:GLY:H	1.18	1.03
44:BX:63:LYS:HE3	44:BX:72:LYS:HE3	1.40	1.03
22:CW:76:A:N6	25:DA:2421:G:H2'	1.72	1.03
53:B6:47:THR:HB	53:B6:49:HIS:CE1	1.93	1.03
25:BA:2305:A:H5''	31:BG:134:GLY:HA3	1.08	1.03
25:BA:925:C:H2'	25:BA:926:A:H5''	1.35	1.03
25:BA:2516:G:H2'	25:BA:2517:C:H5'	1.07	1.03
28:BD:79:VAL:HG21	28:BD:111:LEU:HD11	1.40	1.03
5:CE:76:ILE:HD11	5:CE:142:LEU:HD21	1.07	1.03
40:DT:89:VAL:HB	40:DT:91:ARG:HG3	1.07	1.03
44:DX:12:VAL:HG23	44:DX:13:LEU:H	1.17	1.03

Continued on next page...

Continued from previous page...

Atom-1	Atom-2	Interatomic distance (Å)	Clash overlap (Å)
3:AC:16:ARG:HH11	3:AC:16:ARG:HB2	1.21	1.03
4:AD:150:GLU:HA	4:AD:153:ARG:HD2	1.37	1.03
41:BU:92:ARG:HD2	42:BV:11:GLN:NE2	1.74	1.03
13:CM:93:ARG:CG	25:DA:888:C:H5'	1.86	1.03
31:BG:52:ILE:HG22	31:BG:54:GLU:HG2	1.36	1.03
2:CB:61:LEU:HD21	2:CB:68:ILE:HD11	1.40	1.03
25:DA:925:C:H2'	25:DA:926:A:H5''	1.34	1.03
25:DA:871:U:OP1	37:DQ:5:ARG:HG3	1.59	1.03
13:AM:70:LEU:HD23	13:AM:70:LEU:O	1.56	1.03
4:CD:150:GLU:HA	4:CD:153:ARG:HD2	1.35	1.03
1:AA:153:G:H5'	1:AA:154:A:OP2	1.59	1.03
29:BE:77:ILE:HG22	29:BE:78:LEU:H	1.20	1.03
14:CN:26:ARG:HG3	14:CN:27:CYS:H	1.21	1.03
22:CW:60:U:C2'	22:CW:61:C:H5	1.72	1.03
28:DD:79:VAL:HG21	28:DD:111:LEU:HD11	1.40	1.03
29:DE:77:ILE:HG22	29:DE:78:LEU:H	1.20	1.03
10:AJ:40:LEU:HB2	10:AJ:41:PRO:HD2	1.38	1.03
29:DE:36:ARG:HH22	29:DE:88:GLY:HA3	1.22	1.03
25:BA:71:A:H5''	25:BA:73:A:C8	1.93	1.03
1:AA:323:C:O2	1:AA:323:C:H2'	1.56	1.02
5:AE:76:ILE:HD11	5:AE:142:LEU:HD21	1.40	1.02
33:DI:38:LEU:H	33:DI:38:LEU:HD12	1.22	1.02
34:DN:56:ASN:HA	34:DN:125:GLY:H	1.18	1.02
19:AS:6:LYS:CD	19:AS:7:LYS:HE3	1.89	1.02
39:DS:78:LEU:HD11	39:DS:103:GLU:HB3	1.38	1.02
45:DY:66:PRO:O	45:DY:67:LEU:HG	1.54	1.02
2:AB:61:LEU:HD21	2:AB:68:ILE:HD11	1.42	1.02
9:AI:104:ARG:HG3	9:AI:106:ALA:CA	1.89	1.02
26:DB:92:C:H2'	26:DB:93:G:H8	1.19	1.02
32:DH:13:LYS:HA	32:DH:13:LYS:HE2	1.39	1.02
13:CM:5:ALA:HB1	13:CM:66:LEU:HD13	1.03	1.02
53:D6:47:THR:HB	53:D6:49:HIS:CE1	1.94	1.02
25:BA:2712:U:O2'	25:BA:2712(A):A:H5''	1.58	1.02
38:BR:55:ALA:HA	38:BR:80:PHE:HE1	1.22	1.02
42:BV:49:THR:HG22	42:BV:50:PRO:HD3	1.02	1.02
12:CL:47:LYS:HB3	12:CL:48:PRO:HD2	1.40	1.02
19:CS:41:VAL:HB	19:CS:44:MET:HG2	1.37	1.02
53:D6:41:PRO:HD2	53:D6:46:HIS:H	1.22	1.02
25:DA:1879:C:C2'	25:DA:1880:C:H5''	1.89	1.02
33:DI:58:LEU:HA	33:DI:61:ARG:HE	1.19	1.02
41:DU:92:ARG:HD2	42:DV:11:GLN:NE2	1.74	1.02

Continued on next page...

Continued from previous page...

Atom-1	Atom-2	Interatomic distance (Å)	Clash overlap (Å)
20:CT:53:LEU:HD13	20:CT:102:GLY:HA3	1.03	1.02
20:CT:26:ASN:HD22	20:CT:71:THR:HA	1.22	1.02
25:BA:1186:G:OP2	57:BA:3221:MG:MG	1.01	1.02
32:DH:17:VAL:HG21	32:DH:45:VAL:HG13	1.39	1.02
33:BI:92:VAL:HG11	33:BI:120:ILE:HD12	1.41	1.01
25:BA:2586:C:H6	25:BA:2586:C:O5'	1.43	1.01
50:D3:56:VAL:HG12	50:D3:57:GLU:H	1.17	1.01
20:AT:89:ARG:HD2	20:AT:104:LEU:HD11	1.42	1.01
33:BI:77:LEU:HB3	33:BI:140:LEU:HD13	1.38	1.01
13:AM:108:ARG:HH11	13:AM:108:ARG:HA	0.88	1.01
13:CM:27:LYS:HE3	13:CM:31:LYS:HE3	1.42	1.01
25:DA:2712:U:O2'	25:DA:2712(A):A:H5''	1.58	1.01
25:DA:271(S):G:C2'	25:DA:271(T):C:H5''	1.90	1.01
42:BV:39:LEU:HB3	42:BV:47:VAL:HG11	1.43	1.01
25:DA:1685:C:H2'	25:DA:1686:C:H5''	1.43	1.01
31:BG:111:LEU:HD23	31:BG:114:ILE:HD11	1.40	1.01
42:BV:49:THR:CG2	42:BV:50:PRO:HD3	1.89	1.01
20:CT:89:ARG:HD2	20:CT:104:LEU:HD11	1.41	1.01
20:CT:53:LEU:HD13	20:CT:102:GLY:CA	1.89	1.01
29:DE:132:HIS:O	29:DE:133:LYS:HB2	1.59	1.01
39:DS:46:VAL:HG12	39:DS:47:THR:H	1.22	1.01
25:DA:560:C:H4'	41:DU:52:ARG:HH22	1.22	1.01
33:DI:77:LEU:HB3	33:DI:140:LEU:HD13	1.38	1.01
45:DY:54:LYS:HD3	45:DY:55:TYR:HE2	1.16	1.01
6:AF:67:MET:HB2	6:AF:68:PRO:HD2	1.02	1.01
38:DR:55:ALA:HA	38:DR:80:PHE:HE1	1.22	1.01
12:CL:89:ARG:HB2	12:CL:89:ARG:HH11	1.26	1.00
25:DA:103:A:H2'	25:DA:104:U:C5'	1.90	1.00
32:DH:17:VAL:HB	32:DH:45:VAL:HG21	1.36	1.00
1:AA:1425:G:H3'	1:AA:1426:A:C5'	1.89	1.00
25:BA:271(S):G:C2'	25:BA:271(T):C:H5''	1.90	1.00
39:BS:46:VAL:HG12	39:BS:47:THR:H	1.22	1.00
20:AT:50:GLU:CB	20:AT:100:ILE:HG12	1.92	1.00
33:BI:38:LEU:HD12	33:BI:38:LEU:H	1.22	1.00
5:CE:41:VAL:HG13	5:CE:113:ALA:HA	1.43	1.00
25:DA:2126:A:C5'	27:DC:36:LYS:HG2	1.90	1.00
25:BA:847:U:H2'	25:BA:848:G:H5''	1.43	1.00
25:BA:925:C:C2'	25:BA:926:A:H5''	1.91	1.00
32:DH:43:VAL:HG11	32:DH:52:VAL:HA	1.42	1.00
40:DT:55:ASN:HB3	40:DT:58:ASN:OD1	1.61	1.00
12:AL:89:ARG:HH11	12:AL:89:ARG:HB2	1.22	1.00

Continued on next page...

Continued from previous page...

Atom-1	Atom-2	Interatomic distance (Å)	Clash overlap (Å)
25:BA:103:A:H2'	25:BA:104:U:C5'	1.90	1.00
45:BY:8:LYS:H	45:BY:8:LYS:HD2	1.23	1.00
36:DP:6:LEU:HG	36:DP:9:ASN:HD22	1.26	1.00
23:CV:69:C:H2'	23:CV:70:C:C6	1.96	1.00
40:DT:16:ARG:HH11	40:DT:16:ARG:HB3	1.27	1.00
45:DY:8:LYS:H	45:DY:8:LYS:HD2	1.23	1.00
36:DP:23:PRO:HB2	36:DP:33:ARG:CD	1.90	1.00
13:AM:27:LYS:HE3	13:AM:31:LYS:HE3	1.42	1.00
22:CW:60:U:H2'	22:CW:61:C:C5	1.96	1.00
22:CW:68:C:H2'	22:CW:69:G:C8	1.97	1.00
32:DH:17:VAL:CG1	32:DH:45:VAL:CG2	2.39	1.00
15:AO:60:VAL:HG11	25:BA:715:G:O4'	1.62	0.99
22:AW:30:G:H2'	22:AW:31:A:H8	1.21	0.99
25:BA:359:A:C2'	25:BA:360:G:H5'	1.92	0.99
20:CT:50:GLU:HA	20:CT:100:ILE:HG12	1.41	0.99
25:DA:2586:C:O5'	25:DA:2586:C:H6	1.43	0.99
25:DA:925:C:C2'	25:DA:926:A:H5''	1.91	0.99
31:BG:2:PRO:HD3	51:B4:51:TYR:CG	1.96	0.99
25:BA:1879:C:C2'	25:BA:1880:C:H5''	1.89	0.99
26:BB:117:G:H4'	39:BS:55:ALA:HB1	1.44	0.99
13:CM:116:THR:HG22	13:CM:117:VAL:H	1.24	0.99
25:DA:1658:C:H2'	25:DA:1659:U:H6	1.28	0.99
25:DA:1030:G:OP2	37:DQ:128:LYS:HD3	1.62	0.99
22:AW:38:A:H2'	22:AW:39:U:C5'	1.92	0.99
25:BA:1396:U:H2'	25:BA:1396:U:O2	1.62	0.99
5:CE:100:VAL:HG13	5:CE:118:ILE:HG23	1.40	0.99
29:DE:59:VAL:HG22	29:DE:60:ASN:H	1.27	0.99
36:BP:64:LYS:HB3	55:B8:25:MET:CG	1.93	0.99
13:CM:93:ARG:CZ	25:DA:888:C:H4'	1.92	0.99
3:CC:16:ARG:HB2	3:CC:16:ARG:HH11	1.25	0.99
2:AB:18:GLY:H	2:AB:42:ILE:HG22	1.22	0.99
31:BG:113:ARG:NH1	31:BG:113:ARG:HA	1.77	0.99
13:CM:40:ASN:HD22	13:CM:43:THR:HG23	1.27	0.99
44:DX:12:VAL:HG12	44:DX:27:THR:OG1	1.63	0.99
25:BA:1658:C:H2'	25:BA:1659:U:H6	1.28	0.99
25:DA:1140:C:H5''	34:DN:66:LYS:NZ	1.77	0.99
25:DA:2103:C:C3'	25:DA:2104:G:H5''	1.93	0.99
42:BV:25:LEU:H	42:BV:92:THR:HG21	1.27	0.98
25:DA:1697:G:H3'	25:DA:1698:A:H5''	1.44	0.98
13:AM:125:ARG:HG3	22:AY:38:A:O2'	1.61	0.98
30:BF:2:LYS:H	30:BF:2:LYS:HD3	1.27	0.98

Continued on next page...

Continued from previous page...

Atom-1	Atom-2	Interatomic distance (Å)	Clash overlap (Å)
33:BI:58:LEU:HA	33:BI:61:ARG:NE	1.76	0.98
12:AL:47:LYS:HB3	12:AL:48:PRO:HD2	1.41	0.98
29:BE:59:VAL:HG22	29:BE:60:ASN:H	1.27	0.98
10:CJ:34:VAL:HG22	10:CJ:74:ILE:HG22	1.45	0.98
23:AV:66:C:H5''	23:AV:66:C:H6	1.23	0.98
25:BA:2075:U:C4	25:BA:2238:G:C6	2.50	0.98
25:DA:847:U:H2'	25:DA:848:G:H5''	1.44	0.98
44:DX:63:LYS:HE3	44:DX:72:LYS:HE3	1.40	0.98
44:BX:12:VAL:HG12	44:BX:27:THR:OG1	1.63	0.98
25:BA:1270:C:H5''	25:BA:1271:G:H5'	1.43	0.98
25:DA:359:A:C2'	25:DA:360:G:H5'	1.92	0.98
5:AE:69:VAL:HG21	5:AE:113:ALA:HB1	1.46	0.98
25:DA:2469:A:O2'	37:DQ:56:ARG:HD3	1.63	0.98
9:AI:9:ARG:HG3	9:AI:14:VAL:HG22	1.44	0.98
25:BA:2762:G:H2'	25:BA:2763:G:H5''	1.46	0.98
25:BA:108:U:C2'	25:BA:109:G:H5'	1.94	0.98
25:DA:1819:A:C1'	25:DA:1821:A:C6	2.47	0.98
25:BA:1697:G:H3'	25:BA:1698:A:H5''	1.44	0.98
25:BA:2463:C:H2'	25:BA:2464:C:H5'	1.46	0.98
29:BE:51:PHE:O	29:BE:52:LEU:HB2	1.63	0.98
32:BH:43:VAL:HG11	32:BH:52:VAL:HA	1.42	0.98
13:CM:94:ARG:NH2	25:DA:887:A:C3'	2.26	0.98
28:DD:9:TYR:H	28:DD:9:TYR:HD1	1.01	0.98
13:AM:93:ARG:CD	25:BA:888:C:C5'	2.41	0.97
25:BA:560:C:H4'	41:BU:52:ARG:HH22	1.29	0.97
25:DA:1270:C:H5''	25:DA:1271:G:H5'	1.43	0.97
27:BC:49:ILE:HD12	27:BC:49:ILE:H	1.28	0.97
36:BP:6:LEU:HG	36:BP:9:ASN:HD22	1.26	0.97
25:DA:1902:C:O2'	28:DD:244:ARG:HB2	1.63	0.97
14:AN:26:ARG:HH22	14:AN:47:LEU:HD21	1.27	0.97
13:AM:94:ARG:CZ	25:BA:887:A:H3'	1.95	0.97
26:DB:107:G:O2'	26:DB:108:U:H5'	1.62	0.97
36:DP:64:LYS:HB3	55:D8:25:MET:HG3	1.42	0.97
40:BT:80:SER:OG	40:BT:81:PRO:HD3	1.62	0.97
1:AA:1422:C:C2'	1:AA:1423:G:H5'	1.94	0.97
4:AD:195:ALA:HB3	6:CF:20:ALA:CB	1.89	0.97
25:BA:271(U):G:C2'	25:BA:271(V):G:C5'	2.42	0.97
33:DI:92:VAL:HG11	33:DI:120:ILE:HD12	1.40	0.97
25:BA:1819:A:C1'	25:BA:1821:A:C6	2.46	0.97
14:AN:13:THR:N	14:AN:14:PRO:HD2	1.76	0.97
1:CA:261:G:H5''	1:CA:262:C:H5	1.27	0.97

Continued on next page...

Continued from previous page...

Atom-1	Atom-2	Interatomic distance (Å)	Clash overlap (Å)
11:CK:111:ASP:HA	18:CR:84:LYS:HG3	1.45	0.97
29:DE:184:VAL:HG12	29:DE:185:LYS:H	1.30	0.97
30:DF:2:LYS:H	30:DF:2:LYS:HD3	1.27	0.97
30:DF:67:GLN:O	30:DF:67:GLN:HG3	1.62	0.97
25:BA:2103:C:C3'	25:BA:2104:G:H5''	1.93	0.97
25:BA:2469:A:O2'	37:BQ:56:ARG:HD3	1.63	0.97
25:DA:271(U):G:C2'	25:DA:271(V):G:C5'	2.41	0.97
42:BV:39:LEU:HD12	42:BV:50:PRO:O	1.64	0.97
25:BA:103:A:C2'	25:BA:104:U:H5'	1.94	0.97
25:BA:271(Q):G:C4	25:BA:271(R):G:N7	2.33	0.97
20:CT:30:LYS:HZ1	20:CT:80:ARG:NE	1.63	0.97
25:DA:2853:C:H2'	25:DA:2854:G:H8	1.30	0.97
6:AF:87:ARG:O	6:AF:88:VAL:HG23	1.63	0.96
29:BE:184:VAL:HG12	29:BE:185:LYS:H	1.30	0.96
19:CS:6:LYS:CD	19:CS:7:LYS:HE3	1.94	0.96
25:DA:281:G:N2	25:DA:358:U:C5	2.33	0.96
11:AK:111:ASP:HA	18:AR:84:LYS:HG3	1.43	0.96
25:BA:281:G:N2	25:BA:358:U:C5	2.33	0.96
46:BZ:4:ARG:HG3	46:BZ:58:VAL:O	1.64	0.96
25:BA:2853:C:H2'	25:BA:2854:G:H8	1.30	0.96
27:BC:59:ARG:HB2	27:BC:62:VAL:HG22	1.46	0.96
5:CE:33:VAL:HG11	5:CE:109:ILE:HA	1.48	0.96
25:DA:2300:G:N2	25:DA:2317:C:H1'	1.80	0.96
25:DA:2463:C:H2'	25:DA:2464:C:H5'	1.46	0.96
25:DA:404:C:H4'	25:DA:405:U:H5'	1.45	0.96
13:AM:40:ASN:HD22	13:AM:43:THR:HG23	1.26	0.96
22:AW:38:A:C2'	22:AW:39:U:H5''	1.95	0.96
25:BA:1685:C:H2'	25:BA:1686:C:H5''	1.43	0.96
5:CE:70:PRO:HG2	5:CE:142:LEU:HB2	1.47	0.96
7:CG:102:ARG:HG2	7:CG:106:GLN:HE21	1.29	0.96
46:DZ:4:ARG:HG3	46:DZ:58:VAL:O	1.64	0.96
25:BA:404:C:H4'	25:BA:405:U:H5'	1.45	0.96
32:BH:159:GLU:HG3	32:BH:160:LYS:H	1.30	0.96
25:DA:103:A:C2'	25:DA:104:U:H5'	1.94	0.96
26:DB:92:C:OP1	37:DQ:19:GLY:HA3	1.62	0.96
7:AG:102:ARG:HG2	7:AG:106:GLN:HE21	1.28	0.96
14:AN:43:CYS:HG	59:AN:101:ZN:ZN	0.77	0.96
46:BZ:5:LEU:HD21	46:BZ:43:GLU:HB3	1.47	0.96
9:CI:9:ARG:HG3	9:CI:14:VAL:HG22	1.46	0.96
46:DZ:5:LEU:HD21	46:DZ:43:GLU:HB3	1.46	0.96
10:AJ:34:VAL:HG22	10:AJ:74:ILE:HG22	1.46	0.96

Continued on next page...

Continued from previous page...

Atom-1	Atom-2	Interatomic distance (Å)	Clash overlap (Å)
32:BH:44:VAL:HG12	32:BH:45:VAL:H	1.31	0.96
41:BU:90:VAL:HG12	41:BU:91:ASP:H	1.30	0.96
36:DP:23:PRO:HB2	36:DP:33:ARG:HD2	1.48	0.96
3:AC:16:ARG:NH1	3:AC:16:ARG:HB2	1.80	0.96
13:AM:96:LEU:C	13:AM:110:ARG:CD	2.34	0.96
25:BA:2562:U:H1'	35:BO:23:ARG:NH1	1.80	0.96
13:CM:13:LYS:HA	13:CM:44:ARG:NH1	1.80	0.96
25:DA:108:U:C2'	25:DA:109:G:H5'	1.94	0.96
20:CT:26:ASN:CB	20:CT:71:THR:CG2	2.29	0.96
27:DC:59:ARG:HB2	27:DC:62:VAL:HG22	1.46	0.96
28:DD:28:GLU:H	28:DD:29:PRO:HD2	1.29	0.96
13:AM:93:ARG:NE	25:BA:888:C:C5'	2.28	0.96
28:BD:28:GLU:H	28:BD:29:PRO:HD2	1.29	0.96
36:BP:23:PRO:HB2	36:BP:33:ARG:CD	1.95	0.96
4:CD:53:ASP:HB3	4:CD:57:ARG:HH12	1.30	0.96
12:CL:47:LYS:HB3	12:CL:48:PRO:CD	1.96	0.96
36:DP:38:GLN:HG3	36:DP:39:LYS:H	1.29	0.96
13:AM:108:ARG:HH12	13:AM:111:LYS:HB2	1.27	0.95
25:BA:389:G:H1	36:BP:71:VAL:HG12	1.30	0.95
45:BY:76:CYS:HB3	45:BY:96:ILE:HD11	1.48	0.95
30:DF:132:VAL:HG22	30:DF:133:ASN:H	1.29	0.95
32:DH:44:VAL:HG12	32:DH:45:VAL:H	1.31	0.95
45:DY:42:VAL:HB	45:DY:65:ALA:HB3	1.48	0.95
25:BA:1798:U:H5'	28:BD:259:THR:CG2	1.96	0.95
25:BA:1652:A:H62	38:BR:11:ASN:HD22	1.07	0.95
27:DC:49:ILE:HD12	27:DC:49:ILE:H	1.28	0.95
29:DE:51:PHE:CE1	29:DE:52:LEU:CD2	2.49	0.95
1:AA:1328:G:H5''	9:AI:107:ARG:HG2	1.48	0.95
2:AB:48:MET:HA	2:AB:51:LEU:HD12	1.48	0.95
25:BA:541:C:O2'	25:BA:542:C:H5'	1.66	0.95
5:CE:78:HIS:CD2	8:CH:104:ARG:NE	2.34	0.95
13:CM:94:ARG:HH21	25:DA:887:A:C2'	1.75	0.95
40:DT:55:ASN:H	40:DT:59:THR:HG22	1.05	0.95
42:DV:25:LEU:H	42:DV:92:THR:HG21	1.27	0.95
41:BU:62:ILE:HD11	41:BU:93:LYS:HG2	1.49	0.95
25:DA:1385:G:OP1	25:DA:1385:G:H4'	1.63	0.95
25:DA:297:C:C2'	25:DA:298:G:H5'	1.96	0.95
32:DH:159:GLU:HG3	32:DH:160:LYS:H	1.31	0.95
2:AB:236:TYR:HA	2:AB:239:VAL:HG23	1.49	0.95
4:AD:49:ARG:HD3	4:AD:50:ARG:H	1.30	0.95
25:BA:2526:G:H21	56:B9:2:LYS:HG3	1.31	0.95

Continued on next page...

Continued from previous page...

Atom-1	Atom-2	Interatomic distance (Å)	Clash overlap (Å)
25:DA:1652:A:H62	38:DR:11:ASN:HD22	1.14	0.95
39:DS:74:ALA:HB1	39:DS:103:GLU:HB2	1.48	0.95
22:AW:67:C:H2'	22:AW:68:C:H6	1.27	0.95
33:BI:57:ARG:O	33:BI:60:GLU:HB3	1.67	0.95
25:DA:2515:C:C2'	25:DA:2516:G:H5'	1.96	0.95
1:AA:451:C:C2'	1:AA:452:C:H5'	1.97	0.95
25:BA:729:G:N3	25:BA:729:G:H3'	1.82	0.95
45:BY:17:SER:HB2	45:BY:71:LYS:CE	1.97	0.95
4:CD:49:ARG:HD3	4:CD:50:ARG:H	1.29	0.95
14:CN:13:THR:N	14:CN:14:PRO:HD2	1.79	0.95
25:DA:2584:U:C2'	25:DA:2585:U:C5'	2.30	0.95
25:DA:729:G:N3	25:DA:729:G:H3'	1.81	0.95
41:DU:62:ILE:HD11	41:DU:93:LYS:HG2	1.48	0.95
25:BA:2681:C:H5	25:BA:2725:A:H62	0.95	0.95
31:BG:113:ARG:CA	31:BG:113:ARG:NH1	2.30	0.95
36:BP:38:GLN:HG3	36:BP:39:LYS:H	1.29	0.95
39:BS:74:ALA:HB1	39:BS:103:GLU:HB2	1.48	0.95
14:CN:26:ARG:HH22	14:CN:47:LEU:HD21	1.31	0.95
25:DA:1798:U:H5'	28:DD:259:THR:CG2	1.96	0.95
41:DU:90:VAL:HG12	41:DU:91:ASP:H	1.30	0.95
12:AL:46:LYS:HG2	12:AL:47:LYS:H	1.28	0.95
25:BA:314:A:HO2'	25:BA:315:G:H5'	1.25	0.95
29:BE:52:LEU:CD2	29:BE:76:ARG:CB	2.43	0.95
29:BE:36:ARG:HH22	29:BE:88:GLY:HA3	1.22	0.95
30:BF:67:GLN:HG3	30:BF:67:GLN:O	1.62	0.95
29:DE:51:PHE:HE1	29:DE:52:LEU:HD23	1.28	0.95
33:DI:87:LYS:HA	33:DI:122:GLU:HG2	1.48	0.95
33:DI:58:LEU:HA	33:DI:61:ARG:NE	1.82	0.95
45:BY:27:VAL:HA	45:BY:28:LYS:NZ	1.82	0.95
3:AC:79:ARG:HH12	11:CK:99:GLN:CB	1.76	0.95
1:CA:319:G:H5''	20:CT:70:SER:HB3	1.49	0.95
25:DA:2762:G:H2'	25:DA:2763:G:H5''	1.46	0.95
25:BA:1140:C:H5''	34:BN:66:LYS:HZ3	1.32	0.94
7:CG:73:MET:HG2	7:CG:90:GLU:HA	1.49	0.94
25:DA:1952:A:C6	35:DO:22:ILE:HD11	2.02	0.94
1:AA:822:U:O2	1:AA:822:U:H3'	1.66	0.94
1:AA:960:A:H5'	1:AA:961:C:OP2	1.66	0.94
25:BA:2515:C:C2'	25:BA:2516:G:H5'	1.97	0.94
45:BY:17:SER:HB2	45:BY:71:LYS:HD2	1.48	0.94
13:CM:93:ARG:NE	25:DA:888:C:C5'	2.30	0.94
7:AG:60:LYS:NZ	7:AG:60:LYS:HA	1.82	0.94

Continued on next page...

Continued from previous page...

Atom-1	Atom-2	Interatomic distance (Å)	Clash overlap (Å)
30:BF:132:VAL:HG22	30:BF:133:ASN:H	1.29	0.94
45:DY:27:VAL:HA	45:DY:28:LYS:NZ	1.82	0.94
25:BA:292:C:H42	25:BA:348:G:H1	1.02	0.94
25:BA:353:G:C2	25:BA:354:G:C8	2.55	0.94
25:BA:1464:C:O2'	25:BA:1528:A:H8	1.49	0.94
12:CL:46:LYS:HG2	12:CL:47:LYS:H	1.31	0.94
40:DT:55:ASN:H	40:DT:59:THR:CG2	1.80	0.94
32:BH:159:GLU:HG3	32:BH:160:LYS:HG3	1.48	0.94
38:BR:10:LEU:HD22	38:BR:17:ARG:HD2	1.50	0.94
5:AE:33:VAL:HG11	5:AE:109:ILE:HA	1.49	0.94
25:BA:571:A:H5'	25:BA:2030:A:H62	1.33	0.94
42:BV:49:THR:CG2	42:BV:50:PRO:CD	2.44	0.94
25:DA:1287:A:C5	25:DA:1288:U:C4	2.56	0.94
25:DA:353:G:C2	25:DA:354:G:C8	2.55	0.94
25:DA:541:C:O2'	25:DA:542:C:H5'	1.66	0.94
40:DT:53:ARG:NH1	40:DT:55:ASN:HB2	1.82	0.94
17:AQ:68:ARG:H	17:AQ:70:ARG:HH11	0.99	0.94
13:CM:23:TYR:HB3	13:CM:67:GLU:HB2	1.48	0.94
20:CT:26:ASN:HB3	20:CT:71:THR:OG1	1.66	0.94
25:DA:1446:C:H2'	25:DA:1447:G:H5''	1.46	0.94
25:DA:1747(A):G:H2'	25:DA:1748:G:H5''	1.50	0.94
25:DA:2075:U:C4	25:DA:2238:G:C6	2.56	0.94
25:DA:480:A:OP2	45:DY:46:LYS:HE2	1.67	0.94
4:AD:167:GLY:HA2	28:DD:135:PHE:CD2	2.03	0.94
25:BA:1287:A:C5	25:BA:1288:U:C4	2.56	0.94
25:BA:297:C:C2'	25:BA:298:G:H5'	1.96	0.94
1:CA:1110:C:H1'	1:CA:1128:A:H61	1.31	0.94
25:DA:17:G:H4'	41:DU:25:TRP:CZ3	2.02	0.94
5:AE:43:LEU:HD21	5:AE:132:ALA:HB1	1.50	0.94
4:AD:195:ALA:O	6:CF:16:GLN:HB2	1.66	0.94
25:DA:292:C:H42	25:DA:348:G:H1	1.02	0.94
4:AD:53:ASP:HB3	4:AD:57:ARG:HH12	1.31	0.93
10:AJ:80:LYS:NZ	1:CA:1144:C:O2'	2.01	0.93
31:BG:104:GLU:OE2	51:B4:50:THR:HG22	1.67	0.93
1:CA:261:G:H5''	1:CA:262:C:C5	2.02	0.93
20:CT:49:ALA:CB	20:CT:100:ILE:HD11	1.98	0.93
23:CV:3:C:H2'	23:CV:4:G:H5'	1.50	0.93
25:DA:2015:A:H1'	52:D5:2:ALA:HA	1.49	0.93
4:AD:167:GLY:CA	28:DD:135:PHE:CD2	2.51	0.93
25:BA:1140:C:H5''	34:BN:66:LYS:NZ	1.83	0.93
2:CB:48:MET:HA	2:CB:51:LEU:HD12	1.48	0.93

Continued on next page...

Continued from previous page...

Atom-1	Atom-2	Interatomic distance (Å)	Clash overlap (Å)
36:DP:50:ARG:HB3	55:D8:59:LYS:HD3	1.50	0.93
32:DH:159:GLU:HG3	32:DH:160:LYS:HG3	1.48	0.93
2:CB:236:TYR:HA	2:CB:239:VAL:HG23	1.50	0.93
25:DA:825:C:H1'	36:DP:55:ARG:HD3	1.48	0.93
45:DY:28:LYS:HB2	45:DY:37:VAL:HB	1.50	0.93
1:CA:261:G:C5'	1:CA:262:C:H5	1.80	0.93
40:DT:29:ARG:HG2	40:DT:85:LYS:CG	1.99	0.93
17:AQ:7:THR:HG22	17:AQ:58:GLU:HG2	1.49	0.93
53:B6:19:ARG:HG2	53:B6:20:ASN:H	1.33	0.93
23:CV:22:A:N7	23:CV:47:G:C6	2.37	0.93
23:CV:3:C:C2'	23:CV:4:G:H5'	1.98	0.93
25:BA:911:A:C5'	25:BA:912:C:H5''	1.98	0.93
31:BG:161:THR:HG22	31:BG:163:ALA:H	1.33	0.93
13:CM:116:THR:HG22	13:CM:117:VAL:N	1.84	0.93
53:D6:19:ARG:HG2	53:D6:20:ASN:H	1.33	0.93
33:BI:87:LYS:HA	33:BI:122:GLU:HG2	1.48	0.93
13:CM:88:ARG:HG3	13:CM:98:VAL:CG1	1.98	0.93
25:DA:2392:A:OP1	55:D8:32:LEU:HD13	1.69	0.93
25:DA:481:G:OP2	45:DY:47:LYS:HE3	1.69	0.93
9:AI:10:ARG:HD2	9:AI:105:ASP:OD2	1.69	0.93
5:CE:41:VAL:CG1	5:CE:113:ALA:HA	1.98	0.93
20:CT:53:LEU:CD1	20:CT:102:GLY:CA	2.44	0.93
26:BB:13:A:OP2	47:B0:74:ARG:HG2	1.68	0.93
9:CI:106:ALA:O	9:CI:108:VAL:HG13	1.67	0.93
45:DY:76:CYS:HB3	45:DY:96:ILE:HD11	1.48	0.93
1:AA:1439:G:O3'	40:BT:115:ARG:NH1	2.01	0.92
36:BP:64:LYS:CB	55:B8:25:MET:HG3	1.98	0.92
7:CG:60:LYS:HA	7:CG:60:LYS:NZ	1.83	0.92
17:CQ:7:THR:HG22	17:CQ:58:GLU:HG2	1.51	0.92
25:BA:747:U:C5	52:B5:3:LYS:HB2	2.04	0.92
45:BY:28:LYS:HB2	45:BY:37:VAL:HB	1.50	0.92
3:CC:16:ARG:NH1	3:CC:16:ARG:HB2	1.84	0.92
7:AG:73:MET:HG2	7:AG:90:GLU:HA	1.51	0.92
26:BB:6:C:O2'	39:BS:29:PHE:HE1	1.51	0.92
22:CW:2:C:H42	22:CW:72:C:H42	1.17	0.92
25:DA:1685:C:C2'	25:DA:1686:C:H5''	2.00	0.92
39:DS:97:ARG:NH2	39:DS:98:VAL:HA	1.83	0.92
25:BA:471:A:O2'	25:BA:472:A:H5'	1.69	0.92
13:CM:5:ALA:CB	13:CM:66:LEU:CD1	2.45	0.92
38:DR:97:VAL:HG22	38:DR:114:VAL:HG22	1.49	0.92
25:BA:1880:C:H6	25:BA:1880:C:H5'	1.35	0.92

Continued on next page...

Continued from previous page...

Atom-1	Atom-2	Interatomic distance (Å)	Clash overlap (Å)
27:DC:68:LEU:HD11	27:DC:179:SER:HA	1.52	0.92
1:AA:1302:C:C5'	1:AA:1303:C:H5'	1.99	0.92
13:AM:108:ARG:HH11	13:AM:111:LYS:HG3	1.34	0.92
25:BA:2645:G:H3'	25:BA:2646:C:H5'	1.51	0.92
38:BR:97:VAL:HG22	38:BR:114:VAL:HG22	1.49	0.92
9:CI:114:TYR:H	9:CI:114:TYR:HD2	1.17	0.92
25:DA:1365:A:H5''	48:D1:41:ARG:HH12	1.34	0.92
25:DA:2645:G:H3'	25:DA:2646:C:H5'	1.51	0.92
25:DA:2892:A:H3'	25:DA:2893:G:H5''	1.50	0.92
1:AA:259:U:C2'	1:AA:260:G:H5'	1.99	0.92
25:BA:2864:G:H5'	25:BA:2864:G:H8	1.35	0.92
25:DA:271(U):G:O2'	25:DA:271(V):G:H5'	1.70	0.92
25:DA:2873:A:C2	38:DR:6:SER:HB2	2.05	0.92
22:AY:33:U:H5''	22:AY:34:G:OP2	1.70	0.92
25:BA:2302:G:H21	31:BG:128:ARG:HG3	1.32	0.92
25:BA:1652:A:H62	38:BR:11:ASN:ND2	1.68	0.92
1:CA:1280:A:C4'	1:CA:1281:G:OP1	2.17	0.92
1:CA:290:C:H2'	1:CA:291:U:C6	2.05	0.92
25:DA:1819:A:O4'	25:DA:1821:A:C5	2.23	0.92
29:BE:52:LEU:HD23	29:BE:76:ARG:HB2	0.94	0.91
25:DA:1140:C:H5''	34:DN:66:LYS:HZ3	1.30	0.91
39:DS:89:ARG:HB3	39:DS:92:TYR:HB3	1.52	0.91
25:BA:2712:U:H1'	25:BA:2712(A):A:C8	2.06	0.91
39:BS:89:ARG:HB3	39:BS:92:TYR:HB3	1.52	0.91
21:CU:6:ARG:HE	21:CU:15:ARG:HH22	1.11	0.91
2:CB:91:PRO:HG2	2:CB:155:LEU:HD23	1.53	0.91
5:CE:126:ARG:HH11	5:CE:126:ARG:HG3	1.35	0.91
16:CP:71:ARG:HA	16:CP:74:LEU:HD12	1.51	0.91
31:DG:22:ARG:HH11	31:DG:22:ARG:CB	1.82	0.91
39:DS:19:LYS:HB3	39:DS:20:ARG:HH12	1.35	0.91
13:AM:57:ARG:HH22	51:B4:60:GLU:HG3	1.29	0.91
25:BA:2584:U:C2'	25:BA:2585:U:C5'	2.30	0.91
33:BI:48:GLU:HA	33:BI:51:ILE:HG13	1.52	0.91
13:CM:13:LYS:O	13:CM:45:VAL:HG23	1.69	0.91
31:DG:161:THR:HG22	31:DG:163:ALA:H	1.33	0.91
13:AM:117:VAL:HG12	13:AM:118:ALA:N	1.86	0.91
31:BG:111:LEU:HA	31:BG:114:ILE:CD1	2.00	0.91
31:BG:22:ARG:CB	31:BG:22:ARG:HH11	1.82	0.91
25:BA:1952:A:N1	35:BO:22:ILE:HD12	1.84	0.91
25:DA:2036:C:H6	25:DA:2036:C:H5'	1.36	0.91
25:DA:471:A:O2'	25:DA:472:A:H5'	1.69	0.91

Continued on next page...

Continued from previous page...

Atom-1	Atom-2	Interatomic distance (Å)	Clash overlap (Å)
25:DA:571:A:H5'	25:DA:2030:A:H62	1.33	0.91
5:AE:101:ILE:HD13	5:AE:101:ILE:H	1.33	0.91
25:BA:2892:A:H3'	25:BA:2893:G:H5''	1.50	0.91
25:BA:313:C:O2'	25:BA:314:A:H5'	1.69	0.91
31:DG:133:LEU:HD11	31:DG:157:ILE:HD11	1.53	0.91
38:DR:10:LEU:HD22	38:DR:17:ARG:HD2	1.50	0.91
45:DY:67:LEU:O	45:DY:68:HIS:O	1.87	0.91
2:AB:91:PRO:HG2	2:AB:155:LEU:HD23	1.49	0.91
25:BA:2305:A:C2	31:BG:154:GLY:N	2.37	0.91
13:CM:117:VAL:HG12	13:CM:118:ALA:N	1.83	0.91
1:CA:180:C:H4'	20:CT:82:SER:HB3	1.53	0.91
25:DA:1992:G:H4'	25:DA:1993:U:OP1	1.70	0.91
25:DA:313:C:O2'	25:DA:314:A:H5'	1.69	0.91
26:DB:20:C:C2'	26:DB:21:G:H5''	2.01	0.91
32:DH:17:VAL:CG2	32:DH:45:VAL:HG13	2.01	0.91
32:DH:17:VAL:O	32:DH:45:VAL:CG2	2.19	0.91
43:DW:59:VAL:HG12	43:DW:60:ASN:HD22	1.34	0.91
25:BA:1378:A:H4'	25:BA:1379:A:OP1	1.71	0.91
25:BA:2103:C:H3'	25:BA:2104:G:H5''	1.53	0.91
25:DA:2712:U:H1'	25:DA:2712(A):A:C8	2.06	0.91
46:DZ:150:LEU:HD23	46:DZ:171:ILE:HG13	1.53	0.91
12:AL:47:LYS:HB3	12:AL:48:PRO:CD	1.96	0.91
25:BA:2331:G:O2'	47:B0:43:THR:HG22	1.71	0.91
35:BO:4:PRO:HA	35:BO:21:CYS:SG	2.10	0.91
25:DA:2849:U:OP2	40:DT:95:ARG:HD2	1.69	0.91
37:DQ:134:ARG:HE	46:DZ:122:ARG:NH1	1.69	0.91
1:AA:939:C:H2'	1:AA:940:G:H8	1.35	0.91
25:BA:1747(A):G:H2'	25:BA:1748:G:H5''	1.50	0.91
25:BA:92:A:H2'	25:BA:93:G:C8	2.06	0.91
31:BG:111:LEU:HD23	31:BG:114:ILE:CD1	2.00	0.91
25:DA:1157:G:O2'	50:D3:31:LEU:HD12	1.71	0.91
25:DA:2103:C:H3'	25:DA:2104:G:H5''	1.53	0.91
26:DB:82:G:O2'	26:DB:83:G:H5'	1.71	0.91
36:BP:21:ARG:HD3	36:BP:29:LYS:HE3	1.53	0.90
39:BS:97:ARG:NH2	39:BS:98:VAL:HA	1.83	0.90
49:D2:48:HIS:O	49:D2:52:ASP:HB2	1.71	0.90
23:CV:57:C:H1'	31:DG:76:SER:O	1.71	0.90
25:DA:2394:C:OP1	36:DP:63:PRO:HD2	1.71	0.90
43:DW:5:ALA:HB2	43:DW:54:ALA:HB2	1.53	0.90
8:CH:6:ILE:H	8:CH:6:ILE:HD12	1.34	0.90
25:DA:310:A:OP1	45:DY:18:GLY:HA2	1.70	0.90

Continued on next page...

Continued from previous page...

Atom-1	Atom-2	Interatomic distance (Å)	Clash overlap (Å)
40:DT:23:ARG:HG3	40:DT:120:ARG:NH1	1.86	0.90
8:AH:6:ILE:H	8:AH:6:ILE:HD12	1.36	0.90
9:AI:104:ARG:HG2	9:AI:106:ALA:CA	1.94	0.90
25:BA:2701:C:H3'	25:BA:2702:U:C5'	2.02	0.90
46:BZ:150:LEU:HD23	46:BZ:171:ILE:HG13	1.53	0.90
1:CA:822:U:O2	1:CA:822:U:H2'	1.70	0.90
2:CB:178:ARG:HB2	2:CB:178:ARG:HH11	1.36	0.90
23:CV:19:G:H5''	23:CV:19:G:H8	1.35	0.90
25:DA:1378:A:H4'	25:DA:1379:A:OP1	1.71	0.90
25:DA:2864:G:H8	25:DA:2864:G:H5'	1.35	0.90
40:DT:66:VAL:HA	40:DT:71:GLY:HA2	1.53	0.90
25:BA:1685:C:C2'	25:BA:1686:C:H5''	2.00	0.90
25:BA:2394:C:OP1	36:BP:63:PRO:HD2	1.70	0.90
2:CB:87:ARG:HE	2:CB:233:SER:HB2	1.36	0.90
42:DV:21:ARG:HB3	42:DV:91:TYR:HB2	1.53	0.90
7:AG:60:LYS:HZ2	7:AG:60:LYS:HA	1.35	0.90
15:AO:87:ILE:HG22	15:AO:88:ARG:H	1.36	0.90
25:BA:1747(A):G:C2'	25:BA:1748:G:H5''	2.02	0.90
4:AD:197:PRO:CD	6:CF:16:GLN:CG	2.16	0.90
40:DT:89:VAL:CB	40:DT:91:ARG:HG3	2.00	0.90
5:AE:10:MET:HB2	5:AE:32:VAL:HG22	1.54	0.90
49:B2:48:HIS:O	49:B2:52:ASP:HB2	1.72	0.90
37:BQ:134:ARG:HE	46:BZ:122:ARG:NH1	1.69	0.90
43:BW:59:VAL:HG12	43:BW:60:ASN:HD22	1.34	0.90
45:BY:55:TYR:HB3	45:BY:56:PRO:CD	2.02	0.90
22:CW:16:U:H3'	22:CW:17:C:H5'	1.52	0.90
25:DA:676:A:H8	25:DA:2069:G:H21	1.19	0.90
5:AE:126:ARG:HG3	5:AE:126:ARG:HH11	1.34	0.90
13:AM:93:ARG:HD3	25:BA:888:C:C5'	1.97	0.90
5:CE:100:VAL:HG22	5:CE:118:ILE:HG22	1.51	0.90
20:AT:44:ALA:HA	20:AT:92:LEU:HD21	1.52	0.90
32:BH:85:LYS:HD2	32:BH:141:VAL:HG13	1.53	0.90
47:D0:41:ARG:HD2	47:D0:41:ARG:H	1.37	0.90
45:DY:17:SER:OG	45:DY:71:LYS:HB3	1.72	0.90
9:AI:114:TYR:HD2	9:AI:114:TYR:H	1.16	0.90
25:BA:1819:A:H1'	25:BA:1821:A:N6	1.87	0.90
26:BB:107:G:H2'	26:BB:108:U:C5'	1.99	0.90
44:BX:60:ARG:HH12	54:B7:47:ARG:NH2	1.68	0.90
45:BY:26:LYS:HG2	45:BY:27:VAL:H	1.37	0.90
53:D6:47:THR:HB	53:D6:49:HIS:ND1	1.87	0.90
32:DH:41:MET:CA	32:DH:53:GLU:O	2.20	0.90

Continued on next page...

Continued from previous page...

Atom-1	Atom-2	Interatomic distance (Å)	Clash overlap (Å)
25:BA:2693:A:H2'	25:BA:2694:G:H8	1.36	0.90
38:BR:55:ALA:HA	38:BR:80:PHE:CE1	2.07	0.90
29:BE:11:MET:N	40:BT:8:LYS:NZ	2.20	0.90
42:BV:72:VAL:CG2	42:BV:85:LYS:HB3	2.01	0.90
25:DA:911:A:C5'	25:DA:912:C:H5''	2.01	0.90
16:AP:71:ARG:HA	16:AP:74:LEU:HD12	1.54	0.89
25:BA:2305:A:C2	31:BG:154:GLY:HA3	2.07	0.89
25:DA:1880:C:H6	25:DA:1880:C:H5'	1.35	0.89
2:AB:178:ARG:HB2	2:AB:178:ARG:HH11	1.34	0.89
49:B2:43:GLN:O	49:B2:44:LEU:HB2	1.70	0.89
29:BE:101:ARG:NH2	29:BE:171:GLU:HB2	1.88	0.89
43:BW:5:ALA:HB2	43:BW:54:ALA:HB2	1.53	0.89
13:CM:88:ARG:CG	13:CM:98:VAL:HG12	2.01	0.89
25:DA:271(T):C:H6	25:DA:271(T):C:H5'	1.36	0.89
39:BS:19:LYS:HB3	39:BS:20:ARG:HH12	1.35	0.89
45:BY:17:SER:HB2	45:BY:71:LYS:CD	2.01	0.89
46:BZ:153:SER:HB2	46:BZ:167:PRO:HB3	1.52	0.89
9:CI:15:ALA:HB2	9:CI:65:VAL:HG23	1.52	0.89
20:CT:50:GLU:HA	20:CT:100:ILE:HG21	1.52	0.89
25:DA:858:U:O2'	25:DA:859:G:C4	2.24	0.89
13:CM:93:ARG:NE	25:DA:888:C:H5'	1.86	0.89
26:DB:92:C:H2'	26:DB:93:G:C8	2.07	0.89
29:DE:51:PHE:O	29:DE:52:LEU:HB2	1.71	0.89
36:DP:21:ARG:HD3	36:DP:29:LYS:HE3	1.53	0.89
7:AG:102:ARG:HG2	7:AG:106:GLN:NE2	1.86	0.89
25:BA:676:A:H8	25:BA:2069:G:H21	1.19	0.89
26:BB:20:C:C2'	26:BB:21:G:H5''	2.01	0.89
25:BA:17:G:H4'	41:BU:25:TRP:CZ3	2.07	0.89
25:DA:2701:C:H3'	25:DA:2702:U:C5'	2.02	0.89
36:DP:7:ARG:O	36:DP:10:PRO:HD2	1.72	0.89
38:DR:51:LEU:HD23	38:DR:66:VAL:HG13	1.55	0.89
1:AA:1039:G:H5''	3:AC:154:SER:HB2	1.55	0.89
1:AA:950:G:H1'	10:AJ:55:LYS:HE2	1.53	0.89
12:AL:46:LYS:HG2	12:AL:47:LYS:N	1.87	0.89
22:AW:68:C:H2'	22:AW:69:G:H8	1.37	0.89
25:BA:1301:A:O2'	25:BA:1302:A:H2'	1.71	0.89
25:BA:541:C:C2'	25:BA:542:C:H5'	2.01	0.89
31:BG:111:LEU:HA	31:BG:114:ILE:HD11	1.55	0.89
17:CQ:68:ARG:H	17:CQ:70:ARG:HH11	1.17	0.89
20:CT:30:LYS:HZ1	20:CT:80:ARG:HE	1.15	0.89
25:DA:1301:A:O2'	25:DA:1302:A:H2'	1.71	0.89

Continued on next page...

Continued from previous page...

Atom-1	Atom-2	Interatomic distance (Å)	Clash overlap (Å)
25:DA:1747(A):G:C2'	25:DA:1748:G:H5''	2.01	0.89
40:DT:29:ARG:HD3	40:DT:85:LYS:HA	0.91	0.89
9:AI:15:ALA:HB2	9:AI:65:VAL:HG23	1.53	0.89
25:BA:271(M):G:H2'	25:BA:271(N):U:H5''	1.55	0.89
27:BC:68:LEU:HD11	27:BC:179:SER:HA	1.52	0.89
28:BD:181:GLU:HA	28:BD:272:ALA:HB3	1.54	0.89
25:DA:1819:A:H1'	25:DA:1821:A:N6	1.87	0.89
25:DA:560:C:H4'	41:DU:52:ARG:NH2	1.87	0.89
25:BA:271(T):C:H5'	25:BA:271(T):C:H6	1.36	0.89
45:BY:28:LYS:HZ2	45:BY:28:LYS:H	1.21	0.89
14:CN:4:LYS:HD2	14:CN:7:ILE:HD11	1.55	0.89
28:DD:181:GLU:HA	28:DD:272:ALA:HB3	1.54	0.89
40:DT:51:ARG:HB2	40:DT:98:LYS:HG3	1.52	0.89
42:DV:72:VAL:CG2	42:DV:85:LYS:HB3	2.01	0.89
25:BA:297:C:H2'	25:BA:298:G:H5'	1.54	0.89
25:DA:2331:G:O2'	47:D0:43:THR:HG22	1.72	0.89
25:DA:942:G:OP1	36:DP:35:HIS:HB3	1.71	0.89
1:AA:1422:C:H2'	1:AA:1423:G:H5'	1.53	0.89
29:BE:11:MET:CA	40:BT:8:LYS:HZ1	1.85	0.89
33:BI:47:LEU:O	33:BI:51:ILE:HG12	1.72	0.89
4:AD:195:ALA:HB2	6:CF:20:ALA:CB	2.00	0.89
48:D1:86:SER:HB2	48:D1:89:GLU:HB2	1.55	0.89
25:DA:2206:G:N2	25:DA:2207:G:H5'	1.88	0.89
9:AI:104:ARG:CG	9:AI:106:ALA:CB	2.51	0.89
25:BA:2392:A:OP1	55:B8:32:LEU:HD13	1.70	0.89
25:BA:271(U):G:O2'	25:BA:271(V):G:C5'	2.21	0.89
25:BA:858:U:O2'	25:BA:859:G:C4	2.24	0.89
25:DA:1447:G:C5'	25:DA:1447:G:H8	1.86	0.89
32:DH:17:VAL:HB	32:DH:45:VAL:CG1	2.03	0.89
8:AH:110:ALA:HB3	8:AH:121:ASP:HB3	1.54	0.88
15:AO:2:PRO:HB2	15:AO:3:ILE:HD13	1.54	0.88
23:AV:14:A:H1'	23:AV:23:G:N2	1.87	0.88
25:BA:271(U):G:O2'	25:BA:271(V):G:H5'	1.70	0.88
28:BD:244:ARG:HG3	28:BD:245:PRO:HD2	0.89	0.88
25:DA:297:C:H2'	25:DA:298:G:H5'	1.54	0.88
28:DD:35:LYS:NZ	28:DD:103:ARG:HA	1.88	0.88
40:DT:29:ARG:HD3	40:DT:85:LYS:CB	2.02	0.88
7:AG:79:ARG:HG2	7:AG:84:ASN:OD1	1.72	0.88
1:AA:919:G:H21	9:AI:124:GLN:HE22	1.16	0.88
25:BA:104:U:H2'	25:BA:105:C:O4'	1.73	0.88
25:BA:2516:G:C2'	25:BA:2517:C:C5'	2.50	0.88

Continued on next page...

Continued from previous page...

Atom-1	Atom-2	Interatomic distance (Å)	Clash overlap (Å)
31:BG:133:LEU:HD11	31:BG:157:ILE:HD11	1.53	0.88
36:BP:7:ARG:O	36:BP:10:PRO:HD2	1.72	0.88
25:DA:1447:G:C8	25:DA:1447:G:H5'	2.09	0.88
25:DA:2134:A:N6	25:DA:2157:G:H1'	1.88	0.88
25:DA:2693:A:H2'	25:DA:2694:G:H8	1.36	0.88
32:DH:85:LYS:HD2	32:DH:141:VAL:HG13	1.53	0.88
2:AB:87:ARG:HE	2:AB:233:SER:HB2	1.35	0.88
14:AN:12:ARG:C	14:AN:14:PRO:HD2	1.92	0.88
14:AN:4:LYS:HD2	14:AN:7:ILE:HD11	1.56	0.88
5:CE:78:HIS:HD2	8:CH:104:ARG:NE	1.70	0.88
29:DE:101:ARG:NH2	29:DE:171:GLU:HB2	1.87	0.88
33:DI:83:ALA:HB2	33:DI:88:ILE:HG23	1.56	0.88
46:DZ:153:SER:HB2	46:DZ:167:PRO:HB3	1.52	0.88
2:AB:42:ILE:HD11	2:AB:202:PRO:HB2	1.55	0.88
20:AT:72:LEU:HD23	20:AT:73:HIS:N	1.89	0.88
23:AV:3:C:H2'	23:AV:4:G:H5'	0.88	0.88
25:BA:2392:A:OP1	55:B8:32:LEU:CD1	2.21	0.88
7:CG:102:ARG:HG2	7:CG:106:GLN:NE2	1.88	0.88
25:DA:541:C:C2'	25:DA:542:C:H5'	2.02	0.88
25:DA:389:G:H1	36:DP:71:VAL:HG12	1.37	0.88
7:AG:23:VAL:HG13	7:AG:43:PHE:CE2	2.09	0.88
25:BA:953:A:O2'	25:BA:954:G:H5'	1.73	0.88
42:BV:64:HIS:ND1	42:BV:92:THR:HG22	1.88	0.88
42:BV:21:ARG:HB3	42:BV:91:TYR:HB2	1.53	0.88
14:CN:12:ARG:C	14:CN:14:PRO:HD2	1.94	0.88
19:CS:63:THR:HG22	19:CS:66:MET:HE2	1.52	0.88
50:D3:56:VAL:HG12	50:D3:57:GLU:N	1.89	0.88
25:DA:953:A:O2'	25:DA:954:G:H5'	1.73	0.88
34:DN:67:LEU:O	34:DN:68:GLU:HB2	1.73	0.88
40:DT:54:ARG:HA	40:DT:59:THR:HB	1.54	0.88
25:BA:1313:U:O2	25:BA:1313:U:H2'	1.74	0.88
25:BA:2036:C:H5'	25:BA:2036:C:H6	1.36	0.88
32:BH:41:MET:HE3	32:BH:55:PRO:HD2	1.56	0.88
7:CG:79:ARG:HG2	7:CG:84:ASN:OD1	1.73	0.88
25:DA:271(U):G:O2'	25:DA:271(V):G:C5'	2.21	0.88
13:AM:88:ARG:HG3	13:AM:98:VAL:CG1	2.03	0.88
42:BV:39:LEU:HD12	42:BV:51:VAL:HA	1.56	0.88
15:CO:2:PRO:HB2	15:CO:3:ILE:HD13	1.55	0.88
1:AA:1327:A:H5''	9:AI:120:ARG:HH12	1.39	0.88
50:B3:56:VAL:HG12	50:B3:57:GLU:N	1.89	0.88
25:BA:1819:A:O4'	25:BA:1821:A:C5	2.27	0.88

Continued on next page...

Continued from previous page...

Atom-1	Atom-2	Interatomic distance (Å)	Clash overlap (Å)
25:BA:272:G:N1	25:BA:421:U:C4	2.42	0.88
25:BA:744:G:OP1	29:BE:132:HIS:HB3	1.74	0.88
2:CB:204:ASN:HD21	2:CB:207:ALA:H	1.20	0.88
3:AC:79:ARG:HH12	11:CK:99:GLN:HB2	1.37	0.88
48:D1:52:ARG:HG3	48:D1:53:VAL:H	1.38	0.88
25:DA:2758:A:C2'	25:DA:2759:G:H5''	2.04	0.88
31:BG:128:ARG:C	31:BG:130:ASN:H	1.77	0.88
25:DA:2584:U:C3'	25:DA:2585:U:C5'	2.52	0.88
45:DY:81:LYS:HD3	45:DY:97:ARG:HB3	1.56	0.88
1:AA:1140:C:N3	1:AA:1162:G:N2	2.22	0.88
1:AA:1302:C:C3'	1:AA:1303:C:H5''	2.04	0.88
5:AE:101:ILE:CD1	5:AE:119:LEU:HD23	2.04	0.88
25:BA:1170:G:H1	25:BA:1179:C:H42	1.19	0.88
25:BA:1378:A:O2'	25:BA:1379:A:H5'	1.74	0.88
25:BA:2463:C:H2'	25:BA:2464:C:C5'	2.03	0.88
25:BA:2758:A:C2'	25:BA:2759:G:H5''	2.04	0.88
25:BA:272:G:N1	25:BA:421:U:N3	2.22	0.88
28:BD:35:LYS:NZ	28:BD:103:ARG:HA	1.88	0.88
40:BT:55:ASN:H	40:BT:59:THR:HG22	1.38	0.88
25:DA:379:G:H2'	25:DA:380:U:C5'	2.04	0.88
40:DT:92:GLY:O	40:DT:114:LEU:HD22	1.73	0.88
45:DY:37:VAL:O	45:DY:66:PRO:HB3	1.74	0.88
12:AL:28:LYS:HE2	12:AL:33:ARG:HH22	1.39	0.87
25:BA:2206:G:N2	25:BA:2207:G:H5'	1.88	0.87
36:BP:49:ARG:NH2	36:BP:50:ARG:HH22	1.72	0.87
41:BU:34:LYS:HA	41:BU:34:LYS:HE2	1.55	0.87
8:CH:110:ALA:HB3	8:CH:121:ASP:HB3	1.53	0.87
25:DA:1447:G:H8	25:DA:1447:G:H5'	1.36	0.87
25:DA:17:G:H4'	41:DU:25:TRP:CH2	2.09	0.87
13:CM:93:ARG:CG	25:DA:888:C:OP1	2.18	0.87
25:DA:1378:A:O2'	25:DA:1379:A:H5'	1.74	0.87
40:DT:29:ARG:CG	40:DT:85:LYS:HG3	2.01	0.87
42:DV:64:HIS:ND1	42:DV:92:THR:HG22	1.88	0.87
1:AA:1302:C:H3'	1:AA:1303:C:H5''	1.54	0.87
13:AM:15:VAL:O	13:AM:19:LEU:HD23	1.74	0.87
13:AM:60:VAL:HG12	13:AM:66:LEU:HD21	1.55	0.87
31:BG:2:PRO:HG2	51:B4:51:TYR:CZ	2.09	0.87
31:BG:75:LYS:HE3	31:BG:77:ILE:HD11	1.55	0.87
33:BI:133:HIS:HB2	33:BI:134:PRO:CD	2.04	0.87
15:CO:87:ILE:HG22	15:CO:88:ARG:H	1.38	0.87
45:DY:26:LYS:HG2	45:DY:27:VAL:H	1.37	0.87

Continued on next page...

Continued from previous page...

Atom-1	Atom-2	Interatomic distance (Å)	Clash overlap (Å)
2:AB:21:ARG:HB3	2:AB:39:ILE:HA	1.54	0.87
30:BF:11:VAL:HG12	30:BF:12:LEU:H	1.39	0.87
38:BR:51:LEU:HD23	38:BR:66:VAL:HG13	1.55	0.87
25:DA:92:A:H2'	25:DA:93:G:C8	2.06	0.87
31:DG:75:LYS:HE3	31:DG:77:ILE:HD11	1.55	0.87
13:AM:93:ARG:CZ	25:BA:888:C:H4'	2.04	0.87
23:AV:4:G:C4	23:AV:5:G:C8	2.62	0.87
25:BA:528:A:C2	25:BA:2043:C:H4'	2.10	0.87
25:BA:2134:A:N6	25:BA:2157:G:H1'	1.88	0.87
25:BA:2681:C:H5	25:BA:2725:A:N6	1.73	0.87
30:BF:178:PRO:HG2	30:BF:179:GLU:OE2	1.74	0.87
31:BG:113:ARG:CB	31:BG:113:ARG:HH11	1.87	0.87
47:D0:25:ARG:HD2	47:D0:29:GLN:NE2	1.90	0.87
31:DG:128:ARG:C	31:DG:130:ASN:H	1.77	0.87
33:DI:133:HIS:HB2	33:DI:134:PRO:CD	2.04	0.87
38:DR:55:ALA:HA	38:DR:80:PHE:CE1	2.07	0.87
46:DZ:144:LEU:HG	46:DZ:150:LEU:HD12	1.57	0.87
13:AM:94:ARG:HH21	25:BA:887:A:C3'	1.67	0.87
25:BA:379:G:H2'	25:BA:380:U:C5'	2.05	0.87
41:BU:79:PHE:O	41:BU:83:LEU:HD13	1.75	0.87
25:DA:2463:C:H2'	25:DA:2464:C:C5'	2.03	0.87
25:DA:2516:G:C2'	25:DA:2517:C:C5'	2.50	0.87
53:B6:47:THR:HB	53:B6:49:HIS:ND1	1.88	0.87
20:CT:41:ILE:CG2	20:CT:84:LEU:HD21	2.05	0.87
25:DA:2681:C:H5	25:DA:2725:A:H62	0.95	0.87
25:DA:315:G:H2'	25:DA:316:C:C6	2.10	0.87
26:DB:3:C:H42	26:DB:118:G:H1	1.22	0.87
28:DD:33:LEU:HD12	28:DD:33:LEU:H	1.38	0.87
41:DU:34:LYS:HE2	41:DU:34:LYS:HA	1.55	0.87
41:DU:62:ILE:CD1	41:DU:93:LYS:HG2	2.05	0.87
47:B0:41:ARG:H	47:B0:41:ARG:HD2	1.37	0.87
25:BA:1689:A:H62	25:BA:1698:A:H2	1.21	0.87
25:BA:2199:A:H5''	25:BA:2200:C:H5	1.39	0.87
25:BA:283:A:H4'	25:BA:284:U:OP2	1.73	0.87
1:CA:262:C:C6	1:CA:262:C:H5'	2.08	0.87
2:CB:172:ILE:H	2:CB:172:ILE:HD12	1.40	0.87
25:DA:283:A:H4'	25:DA:284:U:OP2	1.73	0.87
45:DY:27:VAL:HG12	45:DY:29:GLU:H	1.40	0.87
1:AA:1220:A:H62	1:AA:1280:A:H62	1.23	0.87
13:AM:94:ARG:HH21	25:BA:887:A:H3'	1.17	0.87
25:BA:271(Q):G:N3	25:BA:271(R):G:C8	2.43	0.87

Continued on next page...

Continued from previous page...

Atom-1	Atom-2	Interatomic distance (Å)	Clash overlap (Å)
28:BD:33:LEU:HD12	28:BD:33:LEU:H	1.38	0.87
41:BU:62:ILE:CD1	41:BU:93:LYS:HG2	2.05	0.87
2:CB:21:ARG:HB3	2:CB:39:ILE:HA	1.56	0.87
4:CD:189:PRO:HB2	4:CD:194:LEU:HD21	1.57	0.87
25:DA:271(M):G:H2'	25:DA:271(N):U:H5''	1.55	0.87
36:DP:46:LYS:HB3	36:DP:52:GLU:HG2	1.57	0.87
2:AB:219:VAL:HA	2:AB:222:ILE:HD12	1.55	0.86
38:BR:38:VAL:HB	38:BR:39:PRO:HD3	1.57	0.86
25:BA:2873:A:C2	38:BR:6:SER:HB2	2.08	0.86
12:CL:46:LYS:HG2	12:CL:47:LYS:N	1.89	0.86
23:CV:57:C:N4	31:DG:83:ARG:HH22	1.70	0.86
25:DA:104:U:H2'	25:DA:105:C:O4'	1.73	0.86
25:DA:1171:G:H3'	25:DA:1173:G:H4'	1.57	0.86
29:DE:132:HIS:CD2	29:DE:135:HIS:CE1	2.63	0.86
39:DS:89:ARG:HD2	39:DS:92:TYR:HA	1.57	0.86
2:AB:162:ILE:HD11	2:AB:184:VAL:HG22	1.57	0.86
1:AA:250:G:H1'	17:AQ:16:GLN:HE21	1.40	0.86
45:BY:28:LYS:HB2	45:BY:38:ILE:H	1.39	0.86
36:DP:71:VAL:HG13	36:DP:72:PRO:HD3	1.56	0.86
46:DZ:151:HIS:HB3	46:DZ:170:THR:HG22	1.57	0.86
31:BG:111:LEU:O	31:BG:117:PHE:CD2	2.28	0.86
45:BY:67:LEU:O	45:BY:68:HIS:O	1.92	0.86
46:BZ:144:LEU:HG	46:BZ:150:LEU:HD12	1.57	0.86
46:BZ:151:HIS:HB3	46:BZ:170:THR:HG22	1.57	0.86
33:DI:5:LEU:HD11	33:DI:19:VAL:HG12	1.58	0.86
33:DI:53:ALA:O	33:DI:57:ARG:HG2	1.74	0.86
47:B0:25:ARG:HD2	47:B0:29:GLN:NE2	1.90	0.86
48:B1:52:ARG:HG3	48:B1:53:VAL:H	1.38	0.86
48:B1:86:SER:HB2	48:B1:89:GLU:HB2	1.56	0.86
25:BA:2585:U:P	57:BA:3061:MG:MG	1.57	0.86
26:BB:11:C:OP1	47:B0:72:ARG:HD2	1.76	0.86
34:BN:67:LEU:O	34:BN:68:GLU:HB2	1.73	0.86
36:BP:71:VAL:CG1	36:BP:72:PRO:HD3	2.05	0.86
38:BR:4:LEU:HD21	38:BR:8:ARG:NH2	1.91	0.86
39:BS:89:ARG:HD2	39:BS:92:TYR:HA	1.58	0.86
2:CB:42:ILE:HD11	2:CB:202:PRO:HB2	1.56	0.86
13:CM:117:VAL:CG1	13:CM:118:ALA:H	1.87	0.86
10:CJ:50:ILE:HG12	14:CN:41:ARG:HD3	1.55	0.86
20:CT:49:ALA:HB1	20:CT:100:ILE:HD13	1.56	0.86
23:AV:3:C:O2'	23:AV:4:G:H5''	1.75	0.86
28:BD:24:ILE:HG12	28:BD:25:THR:N	1.90	0.86

Continued on next page...

Continued from previous page...

Atom-1	Atom-2	Interatomic distance (Å)	Clash overlap (Å)
28:BD:24:ILE:CG1	28:BD:25:THR:N	2.39	0.86
25:DA:1170:G:H1	25:DA:1179:C:H42	1.19	0.86
31:DG:60:LEU:O	31:DG:63:ILE:HG12	1.76	0.86
41:DU:79:PHE:O	41:DU:83:LEU:HD13	1.75	0.86
25:BA:1365:A:H5''	48:B1:41:ARG:HH12	1.41	0.86
25:BA:358:U:H2'	25:BA:359:A:H5'	1.57	0.86
33:BI:5:LEU:HD11	33:BI:19:VAL:HG12	1.58	0.86
36:BP:71:VAL:HG13	36:BP:72:PRO:HD3	1.56	0.86
7:CG:23:VAL:HG13	7:CG:43:PHE:CE2	2.10	0.86
15:CO:3:ILE:H	15:CO:3:ILE:HD13	1.40	0.86
23:CV:40:C:O2'	23:CV:41:C:H5'	1.75	0.86
13:CM:57:ARG:HH12	51:D4:60:GLU:HA	1.39	0.86
30:DF:178:PRO:HG2	30:DF:179:GLU:OE2	1.74	0.86
25:BA:27:G:HO2'	25:BA:28:A:H8	1.19	0.86
25:BA:613:G:H5'	25:BA:613:G:H8	1.41	0.86
25:BA:90:U:O2'	25:BA:92:A:H5''	1.76	0.86
25:DA:358:U:H2'	25:DA:359:A:H5'	1.57	0.86
25:DA:528:A:C2	25:DA:2043:C:H4'	2.10	0.86
36:DP:71:VAL:CG1	36:DP:72:PRO:HD3	2.05	0.86
39:DS:30:ARG:HH22	39:DS:62:LYS:HD2	1.40	0.86
25:BA:315:G:H2'	25:BA:316:C:C6	2.10	0.86
25:BA:2302:G:H21	31:BG:128:ARG:CG	1.88	0.86
32:BH:25:LYS:H	32:BH:25:LYS:HD3	1.41	0.86
31:DG:113:ARG:NH1	31:DG:113:ARG:HG2	1.77	0.86
40:DT:28:VAL:HG21	40:DT:46:GLU:CD	1.95	0.86
45:DY:27:VAL:HA	45:DY:28:LYS:HZ1	1.37	0.86
22:AW:29:G:H2'	22:AW:30:G:H8	1.38	0.86
25:BA:2584:U:C3'	25:BA:2585:U:C5'	2.52	0.86
25:BA:335:C:H2'	25:BA:336:C:H6	1.40	0.86
39:BS:67:ARG:NH1	39:BS:100:ALA:HB3	1.90	0.86
5:CE:57:LYS:HG2	5:CE:61:TYR:HE2	1.41	0.86
22:CW:60:U:C2'	22:CW:61:C:C5	2.57	0.86
25:DA:2681:C:H5	25:DA:2725:A:N6	1.73	0.86
15:CO:56:LEU:HD21	25:DA:715:G:C2	2.10	0.86
39:DS:67:ARG:NH1	39:DS:100:ALA:HB3	1.90	0.86
45:DY:54:LYS:HG2	45:DY:55:TYR:HD2	1.41	0.86
22:AW:2:C:H42	22:AW:71:G:H1	1.23	0.86
25:BA:2134:A:C2	25:BA:2159:G:H1'	2.11	0.86
25:BA:365:C:H6	25:BA:365:C:H5'	1.40	0.86
33:BI:98:ALA:HA	33:BI:109:ILE:HG12	1.58	0.86
26:DB:107:G:C6	26:DB:108:U:C5	2.64	0.86

Continued on next page...

Continued from previous page...

Atom-1	Atom-2	Interatomic distance (Å)	Clash overlap (Å)
33:DI:98:ALA:HA	33:DI:109:ILE:HG12	1.58	0.86
34:DN:57:ALA:H	34:DN:124:ALA:HA	1.40	0.86
42:DV:39:LEU:HB3	42:DV:47:VAL:HG11	1.55	0.86
25:BA:2554:U:H2'	25:BA:2555:U:C6	2.11	0.85
34:BN:57:ALA:H	34:BN:124:ALA:HA	1.40	0.85
5:CE:69:VAL:HG12	5:CE:71:LEU:CD2	2.06	0.85
9:CI:65:VAL:HG21	9:CI:73:GLN:HB3	1.58	0.85
25:DA:90:U:O2'	25:DA:92:A:H5''	1.76	0.85
28:DD:24:ILE:HG12	28:DD:25:THR:N	1.90	0.85
19:AS:5:LEU:HD12	19:AS:10:PHE:HD1	1.38	0.85
29:DE:49:LEU:H	29:DE:49:LEU:HD12	1.42	0.85
32:DH:54:ARG:HG2	32:DH:54:ARG:HH11	1.41	0.85
45:DY:54:LYS:CG	45:DY:55:TYR:CD2	2.51	0.85
11:AK:32:ILE:HD12	11:AK:72:ALA:HB2	1.57	0.85
25:BA:2848:G:OP2	40:BT:97:ALA:HB2	1.76	0.85
13:CM:15:VAL:O	13:CM:19:LEU:HD23	1.76	0.85
25:DA:2199:A:H5''	25:DA:2200:C:H5	1.39	0.85
25:DA:2176:A:O5'	27:DC:217:THR:HA	1.74	0.85
8:AH:60:ARG:HG3	8:AH:60:ARG:HH11	1.41	0.85
36:BP:23:PRO:HB2	36:BP:33:ARG:HD2	1.57	0.85
45:BY:27:VAL:HG12	45:BY:29:GLU:H	1.40	0.85
2:CB:162:ILE:HD11	2:CB:184:VAL:HG22	1.58	0.85
5:CE:10:MET:HB2	5:CE:32:VAL:HG22	1.56	0.85
7:CG:50:ILE:HB	7:CG:58:PRO:HG3	1.59	0.85
12:CL:28:LYS:HG3	12:CL:33:ARG:HH12	1.40	0.85
30:DF:11:VAL:HG12	30:DF:12:LEU:H	1.39	0.85
30:DF:8:GLN:HB3	30:DF:126:VAL:HA	1.58	0.85
37:DQ:43:THR:OG1	37:DQ:46:GLN:HG3	1.76	0.85
25:BA:2300:G:H22	25:BA:2317:C:H1'	1.39	0.85
29:BE:49:LEU:HD12	29:BE:49:LEU:H	1.42	0.85
31:BG:88:ILE:HD12	31:BG:89:GLY:H	1.40	0.85
45:BY:81:LYS:HD3	45:BY:97:ARG:HB3	1.56	0.85
25:DA:2312:U:C2'	25:DA:2313:C:H5''	2.07	0.85
25:DA:271(P):C:C2'	25:DA:271(Q):G:H5'	2.07	0.85
28:DD:25:THR:HG22	28:DD:26:LYS:H	1.42	0.85
38:DR:4:LEU:HD21	38:DR:8:ARG:NH2	1.90	0.85
3:AC:79:ARG:HH22	11:CK:100:ALA:HB2	1.42	0.85
36:BP:65:ARG:NH1	55:B8:15:LYS:HB2	1.92	0.85
33:BI:58:LEU:CA	33:BI:61:ARG:HE	1.89	0.85
25:BA:560:C:H4'	41:BU:52:ARG:NH2	1.90	0.85
50:D3:8:LEU:HA	50:D3:54:VAL:HG22	1.58	0.85

Continued on next page...

Continued from previous page...

Atom-1	Atom-2	Interatomic distance (Å)	Clash overlap (Å)
31:DG:39:ILE:HD11	31:DG:155:MET:HB2	1.58	0.85
33:DI:81:VAL:HG21	33:DI:142:VAL:HG13	1.59	0.85
36:DP:45:LEU:HD23	36:DP:46:LYS:H	1.40	0.85
1:AA:1426:A:H4'	1:AA:1426:A:OP1	1.76	0.85
25:BA:2305:A:N3	31:BG:154:GLY:HA3	1.92	0.85
25:BA:549:G:H2'	25:BA:551:G:O4'	1.77	0.85
28:BD:25:THR:HG22	28:BD:26:LYS:H	1.42	0.85
29:BE:3:GLY:HA3	29:BE:81:ILE:HG21	1.59	0.85
26:BB:57:A:H5'	31:BG:27:ASN:HD22	1.40	0.85
31:BG:88:ILE:HD12	31:BG:89:GLY:N	1.90	0.85
23:CV:57:C:C6	31:DG:84:LYS:NZ	2.45	0.85
25:DA:1771:C:C2'	25:DA:1772:G:H5'	2.07	0.85
31:DG:88:ILE:HD12	31:DG:89:GLY:H	1.41	0.85
45:DY:28:LYS:HB2	45:DY:38:ILE:H	1.39	0.85
13:AM:25:ILE:HD11	13:AM:66:LEU:HD23	1.57	0.85
26:BB:3:C:H42	26:BB:118:G:H1	1.22	0.85
25:BA:2305:A:C2	31:BG:154:GLY:CA	2.60	0.85
45:BY:31:LEU:HB2	45:BY:32:PRO:HA	1.59	0.85
19:CS:9:VAL:O	19:CS:10:PHE:CD1	2.30	0.85
25:DA:107:C:C2'	25:DA:108:U:H5'	2.07	0.85
25:DA:365:C:H5'	25:DA:365:C:H6	1.40	0.85
28:DD:43:ARG:HB3	28:DD:54:ARG:HB2	1.59	0.85
46:DZ:163:LEU:H	46:DZ:163:LEU:HD12	1.42	0.85
4:AD:197:PRO:HD3	6:CF:16:GLN:HG3	0.85	0.85
33:BI:83:ALA:HB2	33:BI:88:ILE:HG23	1.56	0.85
12:CL:41:ARG:HB3	12:CL:41:ARG:HH11	1.42	0.85
25:DA:2863:C:C2'	25:DA:2864:G:H5''	2.06	0.85
28:DD:223:GLY:O	28:DD:226:MET:HG3	1.77	0.85
31:DG:113:ARG:HA	31:DG:113:ARG:CZ	2.06	0.85
31:DG:88:ILE:HD12	31:DG:89:GLY:N	1.91	0.85
38:DR:38:VAL:HB	38:DR:39:PRO:HD3	1.57	0.85
25:BA:107:C:C2'	25:BA:108:U:H5'	2.07	0.85
25:BA:1171:G:H3'	25:BA:1173:G:H4'	1.57	0.85
30:BF:8:GLN:HB3	30:BF:126:VAL:HA	1.57	0.85
40:BT:24:PRO:HA	40:BT:49:VAL:HG13	1.59	0.85
2:CB:219:VAL:HA	2:CB:222:ILE:HD12	1.59	0.85
5:CE:101:ILE:HD11	5:CE:119:LEU:HA	1.58	0.85
25:DA:1652:A:H62	38:DR:11:ASN:ND2	1.75	0.85
25:DA:2554:U:H2'	25:DA:2555:U:C6	2.12	0.85
25:DA:845:G:H21	25:DA:933:A:H61	1.25	0.85
28:DD:24:ILE:CG1	28:DD:25:THR:N	2.39	0.85

Continued on next page...

Continued from previous page...

Atom-1	Atom-2	Interatomic distance (Å)	Clash overlap (Å)
32:DH:40:GLU:O	32:DH:41:MET:HB2	1.74	0.85
18:AR:86:VAL:O	18:AR:87:ARG:HD3	1.77	0.84
52:B5:32:PRO:O	52:B5:33:CYS:HB3	1.76	0.84
53:B6:45:LYS:O	53:B6:46:HIS:CG	2.30	0.84
25:BA:242:G:H5''	55:B8:62:LEU:CD1	2.05	0.84
25:BA:2863:C:C2'	25:BA:2864:G:H5''	2.06	0.84
19:CS:9:VAL:O	19:CS:10:PHE:CG	2.30	0.84
48:D1:5:CYS:SG	48:D1:62:VAL:HG23	2.17	0.84
49:D2:16:LEU:O	49:D2:20:GLU:HB3	1.77	0.84
25:DA:2206:G:H21	25:DA:2207:G:H5'	1.41	0.84
31:DG:113:ARG:HA	31:DG:113:ARG:NH1	1.92	0.84
12:AL:28:LYS:CE	12:AL:33:ARG:HH22	1.90	0.84
13:AM:117:VAL:CG1	13:AM:118:ALA:H	1.90	0.84
17:AQ:67:LYS:HA	17:AQ:70:ARG:HH12	1.42	0.84
25:BA:1593:G:C2'	25:BA:1594:G:H5''	2.07	0.84
25:BA:2312:U:C2'	25:BA:2313:C:H5''	2.07	0.84
25:BA:2347:C:H2'	25:BA:2348:U:H6	1.42	0.84
5:CE:69:VAL:CG1	5:CE:71:LEU:HD23	2.07	0.84
25:DA:549:G:H2'	25:DA:551:G:O4'	1.77	0.84
31:DG:111:LEU:HB3	31:DG:117:PHE:CE2	2.12	0.84
31:BG:2:PRO:CD	51:B4:51:TYR:CG	2.59	0.84
25:BA:1819:A:C1'	25:BA:1821:A:C5	2.60	0.84
28:BD:26:LYS:NZ	28:BD:82:ILE:H	1.75	0.84
31:BG:111:LEU:N	31:BG:112:PRO:HD2	1.91	0.84
17:CQ:67:LYS:O	17:CQ:68:ARG:HB3	1.76	0.84
19:CS:10:PHE:O	19:CS:10:PHE:CD2	2.30	0.84
23:CV:35:C:C2'	23:CV:36:A:C8	2.43	0.84
25:DA:1819:A:C1'	25:DA:1821:A:C5	2.60	0.84
25:DA:2175:C:H1'	27:DC:215:THR:H	1.41	0.84
25:DA:2124:G:O2'	27:DC:40:THR:HA	1.77	0.84
41:DU:88:ILE:O	41:DU:88:ILE:HG13	1.78	0.84
42:DV:38:LEU:C	42:DV:39:LEU:HD13	1.98	0.84
45:DY:28:LYS:H	45:DY:28:LYS:HZ2	1.20	0.84
18:AR:66:LEU:HD11	18:AR:70:ILE:HD11	1.59	0.84
25:BA:1290:C:H2'	25:BA:1291:C:H6	1.42	0.84
25:BA:1771:C:C2'	25:BA:1772:G:H5'	2.07	0.84
31:BG:39:ILE:HD11	31:BG:155:MET:HB2	1.58	0.84
36:BP:45:LEU:HD23	36:BP:46:LYS:H	1.40	0.84
45:BY:28:LYS:HA	45:BY:39:VAL:H	1.42	0.84
12:CL:28:LYS:CG	12:CL:33:ARG:NH1	2.40	0.84
25:DA:2476:A:C2'	25:DA:2477:C:H5''	2.08	0.84

Continued on next page...

Continued from previous page...

Atom-1	Atom-2	Interatomic distance (Å)	Clash overlap (Å)
48:B1:5:CYS:SG	48:B1:62:VAL:HG23	2.17	0.84
1:CA:1323:C:H1'	9:CI:124:GLN:HE21	1.42	0.84
14:CN:26:ARG:HD2	14:CN:43:CYS:SG	2.17	0.84
25:DA:1446:C:C2'	25:DA:1447:G:H5''	2.08	0.84
25:DA:2866:U:C6	25:DA:2868:A:H1'	2.13	0.84
25:DA:651:G:H5''	55:D8:18:ALA:HB3	1.59	0.84
13:CM:93:ARG:NH1	25:DA:888:C:H4'	1.93	0.84
29:DE:199:ARG:HH11	29:DE:199:ARG:HB2	1.43	0.84
13:AM:97:PRO:N	13:AM:110:ARG:CD	2.40	0.84
28:BD:223:GLY:O	28:BD:226:MET:HG3	1.77	0.84
46:BZ:163:LEU:HD12	46:BZ:163:LEU:H	1.42	0.84
4:AD:195:ALA:HB1	6:CF:20:ALA:HB2	1.58	0.84
52:D5:32:PRO:O	52:D5:33:CYS:HB3	1.76	0.84
25:DA:2850:A:H2'	25:DA:2851:A:H8	1.42	0.84
4:AD:166:LYS:C	28:DD:135:PHE:CZ	2.49	0.84
23:CV:57:C:H41	31:DG:83:ARG:NH2	1.72	0.84
1:AA:854:C:H5''	8:AH:88:LYS:HD3	1.59	0.84
2:AB:172:ILE:HD12	2:AB:172:ILE:H	1.39	0.84
7:AG:50:ILE:HB	7:AG:58:PRO:HG3	1.58	0.84
25:BA:2420:C:OP1	55:B8:34:TRP:HA	1.78	0.84
25:BA:2263:C:H6	25:BA:2263:C:H5'	1.43	0.84
25:DA:335:C:H2'	25:DA:336:C:H6	1.40	0.84
9:AI:65:VAL:HG21	9:AI:73:GLN:HB3	1.60	0.84
10:AJ:37:PRO:HA	10:AJ:72:VAL:HG22	1.57	0.84
49:B2:16:LEU:O	49:B2:20:GLU:HB3	1.77	0.84
50:B3:8:LEU:HA	50:B3:54:VAL:HG22	1.58	0.84
25:BA:2853:C:H2'	25:BA:2854:G:C8	2.12	0.84
25:BA:2866:U:C6	25:BA:2868:A:H1'	2.13	0.84
25:BA:2227:A:H5'	28:BD:263:ARG:HH11	1.42	0.84
31:BG:43:LEU:HB2	31:BG:88:ILE:HG12	1.59	0.84
38:BR:8:ARG:HA	38:BR:8:ARG:HE	1.42	0.84
25:DA:1290:C:H2'	25:DA:1291:C:H6	1.41	0.84
25:DA:2468:G:HO2'	25:DA:2476:A:H8	1.24	0.84
45:DY:54:LYS:O	45:DY:55:TYR:CD1	2.30	0.84
45:DY:54:LYS:O	45:DY:55:TYR:CG	2.30	0.84
1:AA:1302:C:H5''	1:AA:1303:C:H5'	1.58	0.84
13:AM:108:ARG:NH1	13:AM:111:LYS:CB	2.33	0.84
19:AS:63:THR:HG22	19:AS:66:MET:HE2	1.59	0.84
25:BA:1231:G:H2'	25:BA:1232:G:H8	1.42	0.84
3:CC:189:ALA:HB3	3:CC:196:LEU:HB2	1.60	0.84
25:DA:1689:A:H62	25:DA:1698:A:H2	1.21	0.84

Continued on next page...

Continued from previous page...

Atom-1	Atom-2	Interatomic distance (Å)	Clash overlap (Å)
26:DB:83:G:HO2'	26:DB:84:C:H5'	1.40	0.84
5:AE:57:LYS:HG2	5:AE:61:TYR:HE2	1.40	0.84
6:AF:21:LEU:O	6:AF:24:GLU:HG2	1.77	0.84
31:BG:2:PRO:CG	51:B4:51:TYR:CE2	2.58	0.84
37:BQ:43:THR:OG1	37:BQ:46:GLN:HG3	1.76	0.84
25:DA:1231:G:H2'	25:DA:1232:G:H8	1.42	0.84
25:DA:1593:G:H2'	25:DA:1594:G:H5''	1.59	0.84
25:DA:2849:U:OP2	40:DT:95:ARG:CD	2.26	0.84
42:DV:49:THR:CG2	42:DV:50:PRO:CD	2.56	0.84
2:AB:204:ASN:HD21	2:AB:207:ALA:H	1.21	0.83
4:AD:189:PRO:HB2	4:AD:194:LEU:HD21	1.58	0.83
25:BA:2302:G:N2	31:BG:128:ARG:HD2	1.92	0.83
25:BA:2320:A:C2	25:BA:2333:A:N7	2.46	0.83
25:BA:2850:A:H2'	25:BA:2851:A:H8	1.42	0.83
25:BA:845:G:H21	25:BA:933:A:H61	1.25	0.83
31:BG:60:LEU:O	31:BG:63:ILE:HG12	1.76	0.83
20:CT:26:ASN:HB2	20:CT:71:THR:HG23	0.84	0.83
25:DA:1464:C:O2'	25:DA:1528:A:H8	1.58	0.83
25:DA:2502:G:H5''	25:DA:2503:A:H5''	1.60	0.83
25:DA:2853:C:H2'	25:DA:2854:G:C8	2.12	0.83
1:AA:545:C:H1'	12:AL:15:ARG:HB3	1.59	0.83
14:AN:37:PHE:HZ	14:AN:56:VAL:HG21	1.43	0.83
19:AS:36:ARG:HH12	19:AS:75:ALA:HB3	1.43	0.83
20:AT:100:ILE:N	20:AT:100:ILE:HD12	1.93	0.83
28:BD:24:ILE:CG1	28:BD:25:THR:H	1.91	0.83
23:CV:53:G:H8	23:CV:53:G:H5''	1.43	0.83
23:CV:57:C:N4	31:DG:83:ARG:CZ	2.40	0.83
38:DR:8:ARG:HE	38:DR:8:ARG:HA	1.42	0.83
10:AJ:7:LYS:HB2	10:AJ:97:GLU:HB2	1.60	0.83
22:AW:14:A:C6	22:AW:15:G:H1'	2.12	0.83
4:CD:15:GLU:HG2	4:CD:63:LYS:HG3	1.60	0.83
25:DA:395:U:O2'	48:D1:13:ILE:HD13	1.79	0.83
25:DA:2134:A:C2	25:DA:2159:G:H1'	2.11	0.83
25:DA:613:G:H8	25:DA:613:G:H5'	1.41	0.83
36:DP:47:ASP:HB3	36:DP:48:PRO:C	1.98	0.83
40:DT:104:ASN:N	40:DT:104:ASN:OD1	2.11	0.83
1:AA:748:G:H1	1:AA:795:C:HO2'	0.84	0.83
33:BI:81:VAL:HG21	33:BI:142:VAL:HG13	1.59	0.83
42:BV:46:VAL:HG22	42:BV:47:VAL:H	1.41	0.83
10:CJ:4:ILE:HB	10:CJ:74:ILE:HD11	1.60	0.83
25:DA:1846:G:H5'	25:DA:1847:A:OP2	1.78	0.83

Continued on next page...

Continued from previous page...

Atom-1	Atom-2	Interatomic distance (Å)	Clash overlap (Å)
20:AT:26:ASN:HA	20:AT:29:LYS:HG2	1.61	0.83
25:BA:2206:G:H21	25:BA:2207:G:H5'	1.41	0.83
14:CN:37:PHE:HZ	14:CN:56:VAL:HG21	1.43	0.83
25:DA:2537:U:H2'	25:DA:2538:C:H6	1.43	0.83
28:DD:26:LYS:NZ	28:DD:82:ILE:H	1.75	0.83
15:AO:60:VAL:CG1	25:BA:715:G:O4'	2.26	0.83
29:BE:52:LEU:HD22	29:BE:76:ARG:HB2	1.57	0.83
1:CA:290:C:H2'	1:CA:291:U:H6	1.39	0.83
18:CR:86:VAL:O	18:CR:87:ARG:HD3	1.78	0.83
20:CT:72:LEU:HD23	20:CT:73:HIS:N	1.92	0.83
25:DA:2100:G:H1	25:DA:2189:U:H3	1.26	0.83
25:DA:2347:C:H2'	25:DA:2348:U:H6	1.42	0.83
36:DP:64:LYS:C	36:DP:66:GLY:H	1.82	0.83
11:AK:24:SER:HB3	11:AK:27:ASN:O	1.78	0.83
25:BA:1024:G:H3'	25:BA:1025:G:H5''	1.60	0.83
25:BA:2537:U:H2'	25:BA:2538:C:H6	1.43	0.83
28:BD:43:ARG:HB3	28:BD:54:ARG:HB2	1.59	0.83
25:BA:2302:G:H21	31:BG:128:ARG:CD	1.92	0.83
29:DE:53:PRO:O	29:DE:54:GLN:O	1.95	0.83
29:DE:3:GLY:HA3	29:DE:81:ILE:HG21	1.58	0.83
32:DH:25:LYS:HD3	32:DH:25:LYS:H	1.41	0.83
32:DH:17:VAL:CB	32:DH:45:VAL:CG1	2.57	0.83
25:BA:71:A:OP2	25:BA:71:A:H8	1.60	0.83
26:BB:48:A:H4'	39:BS:95:HIS:HD2	1.42	0.83
25:BA:2302:G:H21	31:BG:128:ARG:HD2	1.41	0.83
36:BP:85:LEU:HD23	36:BP:85:LEU:H	1.42	0.83
5:CE:69:VAL:HB	5:CE:71:LEU:HD21	1.60	0.83
25:DA:2263:C:H6	25:DA:2263:C:H5'	1.43	0.83
31:DG:43:LEU:HB2	31:DG:88:ILE:HG12	1.59	0.83
38:DR:4:LEU:HD21	38:DR:8:ARG:HH21	1.43	0.83
13:AM:10:PRO:HB2	13:AM:18:ALA:HB1	1.60	0.83
23:AV:66:C:H2'	23:AV:67:C:H5'	1.59	0.83
25:BA:1614:A:H62	43:BW:93:ALA:HB2	1.43	0.83
25:BA:17:G:H4'	41:BU:25:TRP:CH2	2.14	0.83
53:D6:45:LYS:O	53:D6:46:HIS:CG	2.31	0.83
36:DP:85:LEU:HD23	36:DP:85:LEU:H	1.42	0.83
2:AB:15:VAL:HG21	2:AB:209:ARG:HH21	1.44	0.83
4:AD:162:LEU:HD13	4:AD:181:MET:HG2	1.61	0.83
8:AH:109:ILE:HG12	8:AH:110:ALA:H	1.42	0.83
13:AM:97:PRO:CD	13:AM:110:ARG:HD3	2.09	0.83
25:BA:729:G:O2'	25:BA:763:G:H4'	1.78	0.83

Continued on next page...

Continued from previous page...

Atom-1	Atom-2	Interatomic distance (Å)	Clash overlap (Å)
18:CR:66:LEU:HD11	18:CR:70:ILE:HD11	1.59	0.83
22:CW:5:G:C2	22:CW:69:G:C2	2.67	0.83
30:DF:53:THR:HG23	30:DF:55:GLY:H	1.44	0.83
31:DG:76:SER:CB	31:DG:83:ARG:HB2	2.09	0.83
25:BA:1846:G:H5'	25:BA:1847:A:OP2	1.78	0.82
32:BH:30:LYS:NZ	32:BH:81:GLU:HG2	1.94	0.82
41:BU:88:ILE:HG13	41:BU:88:ILE:O	1.77	0.82
11:CK:32:ILE:HD12	11:CK:72:ALA:HB2	1.60	0.82
25:DA:729:G:O2'	25:DA:763:G:H4'	1.78	0.82
42:DV:49:THR:CG2	42:DV:50:PRO:HD3	2.06	0.82
1:AA:1479:A:H2	1:AA:1482:G:H1	1.23	0.82
10:AJ:50:ILE:HG12	14:AN:41:ARG:HD3	1.61	0.82
25:BA:2502:G:H5''	25:BA:2503:A:H5''	1.60	0.82
36:BP:47:ASP:HB3	36:BP:48:PRO:C	1.98	0.82
8:CH:12:ARG:HH12	8:CH:27:PRO:HD3	1.44	0.82
23:CV:53:G:H5''	23:CV:53:G:C8	2.14	0.82
25:DA:27:G:HO2'	25:DA:28:A:H8	1.27	0.82
4:AD:167:GLY:HA3	28:DD:135:PHE:HE2	1.08	0.82
45:DY:28:LYS:HA	45:DY:39:VAL:H	1.42	0.82
7:AG:50:ILE:HG21	7:AG:58:PRO:HA	1.61	0.82
25:BA:2762:G:C2'	25:BA:2763:G:H5''	2.10	0.82
42:BV:76:LYS:HB2	42:BV:81:TYR:HB3	1.61	0.82
1:CA:239:U:C6	1:CA:871:G:N2	2.47	0.82
19:CS:10:PHE:O	19:CS:10:PHE:HD2	1.60	0.82
15:AO:3:ILE:H	15:AO:3:ILE:HD13	1.41	0.82
25:BA:2584:U:H2'	25:BA:2585:U:H5''	0.84	0.82
1:CA:1171:G:H3'	3:CC:3:ASN:ND2	1.94	0.82
13:CM:10:PRO:HB2	13:CM:18:ALA:HB1	1.60	0.82
48:D1:3:LYS:HG3	48:D1:4:VAL:H	1.43	0.82
25:DA:2762:G:C2'	25:DA:2763:G:H5''	2.10	0.82
26:DB:14:U:OP2	26:DB:71:C:H5'	1.79	0.82
28:DD:11:PRO:C	28:DD:13:ARG:H	1.82	0.82
32:DH:47:GLU:HG2	32:DH:48:GLY:H	1.44	0.82
34:DN:73:THR:HG23	34:DN:82:LEU:HD11	1.61	0.82
39:DS:85:VAL:HG23	39:DS:106:ARG:HG3	1.62	0.82
23:AV:20:G:C2	23:AV:58:A:N3	2.48	0.82
25:BA:2512:C:H4'	29:BE:122:PHE:CE2	2.13	0.82
30:BF:53:THR:HG23	30:BF:55:GLY:H	1.44	0.82
31:BG:76:SER:CB	31:BG:83:ARG:HB2	2.09	0.82
38:BR:11:ASN:O	38:BR:12:ARG:HG3	1.79	0.82
25:DA:1593:G:C2'	25:DA:1594:G:H5''	2.07	0.82

Continued on next page...

Continued from previous page...

Atom-1	Atom-2	Interatomic distance (Å)	Clash overlap (Å)
25:DA:2334:G:C2	39:DS:15:ARG:NH1	2.48	0.82
3:AC:189:ALA:HB3	3:AC:196:LEU:HB2	1.59	0.82
12:AL:53:ARG:HH12	12:AL:92:ASP:HB2	1.45	0.82
13:AM:13:LYS:HA	13:AM:44:ARG:NH1	1.93	0.82
13:AM:94:ARG:HH22	25:BA:887:A:H2'	0.67	0.82
47:B0:40:GLN:NE2	47:B0:43:THR:HA	1.95	0.82
25:BA:1157:G:O2'	50:B3:31:LEU:HD12	1.79	0.82
8:CH:109:ILE:HG12	8:CH:110:ALA:H	1.43	0.82
13:CM:93:ARG:CG	25:DA:888:C:P	2.68	0.82
42:DV:46:VAL:HG22	42:DV:47:VAL:H	1.41	0.82
1:AA:584:C:H2'	1:AA:585:A:H8	1.45	0.82
25:BA:1721:G:C6	25:BA:1739:U:H5'	2.15	0.82
1:CA:289:U:H2'	1:CA:290:C:H5'	1.61	0.82
22:CW:16:U:C5	22:CW:18:G:H3'	2.14	0.82
12:AL:41:ARG:HH11	12:AL:41:ARG:HB3	1.42	0.82
25:BA:1593:G:H2'	25:BA:1594:G:H5''	1.59	0.82
32:BH:47:GLU:HG2	32:BH:48:GLY:H	1.44	0.82
25:DA:1721:G:C6	25:DA:1739:U:H5'	2.15	0.82
25:DA:292:C:N4	25:DA:348:G:H1	1.78	0.82
30:DF:20:LEU:HG	30:DF:21:ALA:H	1.45	0.82
25:BA:1899:G:N2	25:BA:1902:C:H41	1.77	0.82
25:BA:272:G:C6	25:BA:421:U:C2	2.68	0.82
25:BA:27:G:H22	25:BA:512:G:H2'	1.45	0.82
25:BA:71:A:H3'	25:BA:71:A:OP2	1.79	0.82
9:CI:63:ILE:HD11	9:CI:81:ILE:HD11	1.60	0.82
11:CK:24:SER:HB3	11:CK:27:ASN:O	1.79	0.82
13:CM:65:LYS:HG3	13:CM:70:LEU:CB	2.10	0.82
13:CM:70:LEU:C	13:CM:70:LEU:HD23	2.00	0.82
25:DA:911:A:C5'	25:DA:912:C:C5'	2.53	0.82
26:DB:69:G:C2	26:DB:70:C:C2	2.68	0.82
32:DH:17:VAL:CB	32:DH:45:VAL:HG13	2.10	0.82
12:AL:89:ARG:NH1	12:AL:89:ARG:HB2	1.95	0.82
25:DA:2390:U:H2'	25:DA:2391:G:H5'	1.62	0.82
25:DA:2392:A:OP1	55:D8:32:LEU:CD1	2.28	0.82
38:DR:11:ASN:O	38:DR:12:ARG:HG3	1.79	0.82
40:BT:100:TYR:O	40:BT:102:ILE:HD12	1.79	0.81
2:CB:91:PRO:HG3	2:CB:154:LEU:HB2	1.61	0.81
10:CJ:7:LYS:HB2	10:CJ:97:GLU:HB2	1.61	0.81
23:CV:19:G:H5''	23:CV:19:G:C8	2.14	0.81
25:DA:686:G:H5''	54:D7:11:LYS:HE2	1.62	0.81
29:DE:33:VAL:HG13	29:DE:69:LYS:HE3	1.61	0.81

Continued on next page...

Continued from previous page...

Atom-1	Atom-2	Interatomic distance (Å)	Clash overlap (Å)
37:DQ:29:PHE:HB2	37:DQ:105:GLU:OE2	1.80	0.81
3:AC:20:SER:HB2	3:AC:40:ARG:HH22	1.45	0.81
31:BG:2:PRO:CG	51:B4:51:TYR:CD2	2.63	0.81
36:BP:64:LYS:C	36:BP:66:GLY:H	1.82	0.81
3:CC:52:LEU:HD23	3:CC:52:LEU:H	1.45	0.81
13:CM:65:LYS:HG3	13:CM:70:LEU:HB2	1.61	0.81
25:DA:1021:A:H3'	25:DA:1021:A:H8	1.46	0.81
25:DA:27:G:N2	25:DA:512:G:H2'	1.95	0.81
45:DY:31:LEU:HB2	45:DY:32:PRO:HA	1.59	0.81
10:AJ:7:LYS:HD3	10:AJ:71:LEU:HD13	1.60	0.81
1:AA:250:G:H1'	17:AQ:16:GLN:NE2	1.94	0.81
23:AV:18:U:H4'	23:AV:19:G:OP2	1.77	0.81
48:B1:3:LYS:HG3	48:B1:4:VAL:H	1.43	0.81
25:BA:1021:A:H8	25:BA:1021:A:H3'	1.46	0.81
25:BA:1914:C:H2'	25:BA:1915:U:O4'	1.80	0.81
31:BG:114:ILE:CG1	31:BG:140:ILE:HD13	2.09	0.81
45:BY:49:VAL:O	45:BY:50:ARG:HB2	1.79	0.81
7:CG:54:THR:OG1	7:CG:56:GLN:HG2	1.80	0.81
10:CJ:7:LYS:HD3	10:CJ:71:LEU:HD13	1.61	0.81
25:DA:1899:G:N2	25:DA:1902:C:H41	1.77	0.81
25:DA:612:C:H2'	25:DA:613:G:C5'	2.10	0.81
26:DB:107:G:C2'	26:DB:108:U:H5'	2.09	0.81
4:AD:167:GLY:N	28:DD:135:PHE:CE2	2.40	0.81
42:DV:76:LYS:HB2	42:DV:81:TYR:HB3	1.61	0.81
13:AM:108:ARG:NH1	13:AM:111:LYS:HB2	1.93	0.81
25:BA:2390:U:H2'	25:BA:2391:G:H5'	1.62	0.81
36:BP:47:ASP:HB3	36:BP:48:PRO:CA	2.10	0.81
37:BQ:12:GLN:HG2	37:BQ:73:PRO:HD2	1.62	0.81
48:D1:67:ILE:N	48:D1:68:PRO:HD2	1.96	0.81
25:DA:1914:C:H2'	25:DA:1915:U:O4'	1.80	0.81
30:DF:132:VAL:HG22	30:DF:133:ASN:N	1.95	0.81
32:DH:85:LYS:HD3	32:DH:133:VAL:HB	1.62	0.81
7:AG:54:THR:OG1	7:AG:56:GLN:HG2	1.81	0.81
25:BA:2586:C:C6	25:BA:2586:C:O5'	2.33	0.81
34:BN:15:LEU:HD13	34:BN:16:ILE:H	1.46	0.81
38:BR:4:LEU:HD21	38:BR:8:ARG:HH21	1.44	0.81
1:CA:1192:U:H4'	1:CA:1193:U:OP1	1.78	0.81
1:CA:238:A:H4'	1:CA:239:U:H5''	1.60	0.81
47:D0:40:GLN:NE2	47:D0:43:THR:HA	1.95	0.81
25:DA:2199:A:H5'	25:DA:2200:C:OP2	1.81	0.81
28:DD:9:TYR:N	28:DD:9:TYR:CD1	2.49	0.81

Continued on next page...

Continued from previous page...

Atom-1	Atom-2	Interatomic distance (Å)	Clash overlap (Å)
32:DH:30:LYS:NZ	32:DH:81:GLU:HG2	1.94	0.81
34:DN:15:LEU:HD13	34:DN:16:ILE:H	1.46	0.81
1:AA:1209:C:H2'	1:AA:1210:A:H8	1.44	0.81
3:AC:16:ARG:CB	3:AC:16:ARG:HH11	1.94	0.81
30:BF:132:VAL:HG22	30:BF:133:ASN:N	1.95	0.81
32:BH:85:LYS:HD3	32:BH:133:VAL:HB	1.62	0.81
34:BN:9:VAL:HG12	34:BN:10:GLU:H	1.46	0.81
34:BN:131:GLN:HE22	34:BN:134:ARG:HD2	1.44	0.81
2:CB:14:GLY:O	2:CB:15:VAL:HG13	1.80	0.81
2:CB:15:VAL:HG21	2:CB:209:ARG:HH21	1.45	0.81
22:CW:28:G:N2	22:CW:43:C:C2	2.49	0.81
25:DA:1819:A:OP1	28:DD:158:ALA:CB	2.29	0.81
25:DA:2584:U:H2'	25:DA:2585:U:H5''	0.83	0.81
34:DN:131:GLN:HE22	34:DN:134:ARG:HD2	1.45	0.81
22:AW:72:C:O2'	22:AW:73:A:H5'	1.79	0.81
25:BA:1639:U:H2'	25:BA:1640:C:H5''	1.62	0.81
25:BA:364:C:H2'	25:BA:365:C:H5''	1.62	0.81
41:BU:20:LEU:HD13	41:BU:20:LEU:O	1.81	0.81
13:CM:96:LEU:C	13:CM:110:ARG:HD3	2.00	0.81
16:CP:22:THR:HA	16:CP:33:ILE:HG12	1.63	0.81
19:CS:5:LEU:HD12	19:CS:10:PHE:HD1	1.45	0.81
20:CT:41:ILE:HG23	20:CT:84:LEU:HD21	1.62	0.81
22:CW:21:A:N6	22:CW:46:G:C4	2.48	0.81
51:D4:48:ILE:H	51:D4:48:ILE:HD12	1.46	0.81
25:DA:1024:G:H3'	25:DA:1025:G:H5''	1.60	0.81
25:DA:27:G:H22	25:DA:512:G:H2'	1.45	0.81
26:DB:91:C:H2'	26:DB:92:C:C6	2.16	0.81
25:BA:2015:A:H1'	52:B5:2:ALA:HA	1.62	0.81
25:BA:2245:U:H5'	25:BA:2246:G:H5'	1.62	0.81
25:BA:27:G:N2	25:BA:512:G:H2'	1.95	0.81
29:BE:33:VAL:HG13	29:BE:69:LYS:HE3	1.61	0.81
39:BS:85:VAL:HG23	39:BS:106:ARG:HG3	1.62	0.81
11:CK:62:GLN:HG3	11:CK:97:ALA:HB2	1.63	0.81
31:DG:113:ARG:CA	31:DG:113:ARG:NH1	2.44	0.81
36:DP:47:ASP:HB3	36:DP:48:PRO:CA	2.10	0.81
10:AJ:4:ILE:HB	10:AJ:74:ILE:HD11	1.60	0.81
33:BI:88:ILE:HD11	33:BI:123:LEU:HG	1.63	0.81
13:CM:94:ARG:CD	25:DA:888:C:OP2	2.28	0.81
25:DA:1639:U:C2'	25:DA:1640:C:H5''	2.11	0.81
25:DA:1902:C:H4'	28:DD:244:ARG:HA	1.63	0.81
25:DA:1996:C:H5	35:DO:32:TYR:HH	1.26	0.81

Continued on next page...

Continued from previous page...

Atom-1	Atom-2	Interatomic distance (Å)	Clash overlap (Å)
38:DR:56:LYS:HE2	38:DR:94:TYR:HE2	1.46	0.81
45:DY:30:VAL:HG22	45:DY:37:VAL:HG12	1.62	0.81
1:AA:1131:C:H2'	1:AA:1132:U:H6	1.46	0.81
1:AA:733:G:N3	15:AO:23:GLY:HA3	1.95	0.81
48:B1:44:PRO:O	48:B1:46:LEU:HD13	1.80	0.81
25:BA:1020:A:N1	25:BA:1141:U:H2'	1.96	0.81
25:BA:1523:U:H2'	25:BA:1524:G:H8	1.46	0.81
25:BA:480:A:OP2	45:BY:46:LYS:HE2	1.80	0.81
45:BY:30:VAL:HG22	45:BY:37:VAL:HG12	1.63	0.81
46:BZ:102:LEU:HD13	46:BZ:123:ASP:HA	1.63	0.81
7:CG:60:LYS:HA	7:CG:60:LYS:HZ2	1.45	0.81
20:CT:100:ILE:HD12	20:CT:100:ILE:N	1.95	0.81
48:D1:44:PRO:O	48:D1:46:LEU:HD13	1.81	0.81
25:DA:2781:A:H5''	25:DA:2782:G:H5'	1.62	0.81
13:CM:94:ARG:HH22	25:DA:887:A:H2'	0.74	0.81
28:DD:31:LYS:HE3	28:DD:94:LEU:HD11	1.63	0.81
29:DE:176:ILE:HG22	29:DE:179:GLU:H	1.45	0.81
41:DU:20:LEU:O	41:DU:20:LEU:HD13	1.81	0.81
8:AH:12:ARG:HH12	8:AH:27:PRO:HD3	1.46	0.81
22:AW:29:G:H2'	22:AW:30:G:C8	2.16	0.81
25:BA:2476:A:C2'	25:BA:2477:C:H5''	2.08	0.81
7:CG:50:ILE:HG21	7:CG:58:PRO:HA	1.60	0.81
7:CG:73:MET:HA	7:CG:91:VAL:HG23	1.63	0.81
8:CH:60:ARG:HH11	8:CH:60:ARG:HG3	1.46	0.81
49:D2:65:ASN:HB3	49:D2:69:ARG:NH2	1.96	0.81
25:DA:1523:U:H2'	25:DA:1524:G:H8	1.46	0.81
25:DA:2645:G:H3'	25:DA:2646:C:C5'	2.10	0.81
25:DA:271(P):C:H2'	25:DA:271(Q):G:H5'	1.63	0.81
28:DD:44:ASN:HB3	28:DD:49:ILE:HA	1.62	0.81
20:AT:33:ILE:HD13	20:AT:62:LEU:HB3	1.62	0.80
25:BA:2850:A:H2'	25:BA:2851:A:C8	2.16	0.80
28:BD:44:ASN:HB3	28:BD:49:ILE:HA	1.62	0.80
30:DF:198:ALA:O	30:DF:201:VAL:HG12	1.81	0.80
25:BA:2392:A:H8	36:BP:60:MET:HB3	1.47	0.80
28:BD:11:PRO:C	28:BD:13:ARG:H	1.81	0.80
30:BF:3:GLU:HB2	30:BF:24:LEU:HG	1.63	0.80
35:BO:21:CYS:SG	35:BO:22:ILE:N	2.54	0.80
42:BV:21:ARG:HG2	42:BV:91:TYR:CD2	2.17	0.80
5:CE:69:VAL:CG1	5:CE:71:LEU:CD2	2.59	0.80
30:DF:3:GLU:HB2	30:DF:24:LEU:HG	1.64	0.80
1:AA:1487:U:H2'	1:AA:1488:G:C8	2.16	0.80

Continued on next page...

Continued from previous page...

Atom-1	Atom-2	Interatomic distance (Å)	Clash overlap (Å)
20:AT:26:ASN:HB2	20:AT:71:THR:CG2	2.11	0.80
20:AT:50:GLU:HB3	20:AT:100:ILE:HG12	1.63	0.80
22:AY:39:U:C2	22:AY:40:C:H5	1.99	0.80
25:BA:302:C:O2'	25:BA:303:U:H5'	1.81	0.80
30:BF:78:ILE:H	30:BF:78:ILE:HD13	1.46	0.80
31:BG:76:SER:HB2	31:BG:83:ARG:HB2	1.63	0.80
38:BR:10:LEU:CD2	38:BR:17:ARG:HD2	2.11	0.80
1:CA:262:C:H5'	1:CA:262:C:H6	1.46	0.80
25:DA:1639:U:H2'	25:DA:1640:C:H5''	1.62	0.80
25:DA:2391:G:H1'	25:DA:2429:G:N2	1.96	0.80
25:DA:2850:A:H2'	25:DA:2851:A:C8	2.16	0.80
37:DQ:12:GLN:HG2	37:DQ:73:PRO:HD2	1.62	0.80
40:DT:12:SER:HB3	40:DT:57:PHE:CD1	2.16	0.80
10:AJ:45:ARG:HH11	10:AJ:45:ARG:HG3	1.47	0.80
23:AV:24:C:H2'	23:AV:25:U:H6	1.45	0.80
48:B1:67:ILE:N	48:B1:68:PRO:HD2	1.96	0.80
5:CE:76:ILE:CD1	5:CE:142:LEU:HD21	2.03	0.80
25:DA:2516:G:H2'	25:DA:2517:C:C5'	2.03	0.80
26:DB:91:C:O2'	26:DB:92:C:H5'	1.82	0.80
25:DA:2227:A:H5'	28:DD:263:ARG:HH11	1.46	0.80
25:DA:322:A:H3'	30:DF:169:ASN:ND2	1.96	0.80
31:DG:115:ARG:NH1	31:DG:136:ARG:HD3	1.96	0.80
19:AS:6:LYS:HD2	19:AS:7:LYS:N	1.96	0.80
22:AW:51:U:H2'	22:AW:52:G:H8	1.47	0.80
22:AW:18:G:N1	22:AW:55:U:H1'	1.97	0.80
36:BP:58:THR:O	36:BP:61:ARG:HG3	1.81	0.80
37:BQ:29:PHE:HB2	37:BQ:105:GLU:OE2	1.80	0.80
5:CE:101:ILE:HD11	5:CE:119:LEU:CD2	2.10	0.80
4:AD:197:PRO:N	6:CF:16:GLN:HG3	1.96	0.80
7:CG:83:ALA:HA	22:CW:37:A:H61	1.45	0.80
12:CL:28:LYS:O	12:CL:29:GLY:C	2.19	0.80
13:CM:57:ARG:HH22	51:D4:60:GLU:HG3	1.45	0.80
21:CU:6:ARG:HE	21:CU:15:ARG:NH2	1.78	0.80
55:D8:50:LEU:HD12	55:D8:51:ALA:H	1.46	0.80
17:AQ:67:LYS:HA	17:AQ:70:ARG:NH1	1.97	0.80
22:AY:28:G:H1	22:AY:42:C:H42	1.27	0.80
25:BA:1639:U:C2'	25:BA:1640:C:H5''	2.11	0.80
29:BE:59:VAL:HG22	29:BE:60:ASN:N	1.97	0.80
3:CC:113:ALA:HB3	3:CC:114:PRO:HD3	1.63	0.80
6:CF:21:LEU:O	6:CF:24:GLU:HG2	1.80	0.80
19:CS:15:LEU:HD11	19:CS:33:THR:HB	1.64	0.80

Continued on next page...

Continued from previous page...

Atom-1	Atom-2	Interatomic distance (Å)	Clash overlap (Å)
20:CT:26:ASN:HA	20:CT:29:LYS:HG2	1.61	0.80
1:AA:822:U:O2	1:AA:822:U:C3'	2.30	0.80
5:AE:100:VAL:HG13	5:AE:118:ILE:CG2	2.11	0.80
17:AQ:68:ARG:N	17:AQ:70:ARG:NH1	2.28	0.80
31:BG:104:GLU:HG2	51:B4:50:THR:HG21	1.64	0.80
25:BA:481:G:H1'	25:BA:506:G:H21	1.47	0.80
25:BA:910:A:C5	37:BQ:13:GLN:HG3	2.16	0.80
3:CC:34:LEU:HD21	3:CC:38:ARG:CZ	2.11	0.80
25:DA:2128:C:P	27:DC:35:ALA:HB1	2.22	0.80
29:DE:51:PHE:CD1	29:DE:52:LEU:HD23	2.15	0.80
25:DA:1614:A:H62	43:DW:93:ALA:HB2	1.45	0.80
1:AA:1302:C:H5'	1:AA:1303:C:H5'	1.64	0.80
7:AG:146:GLU:HA	7:AG:149:ARG:HB2	1.63	0.80
25:BA:285:C:H2'	25:BA:286:C:O4'	1.81	0.80
25:BA:612:C:H2'	25:BA:613:G:C5'	2.10	0.80
28:BD:45:ASN:CG	28:BD:46:GLN:H	1.85	0.80
10:CJ:4:ILE:HA	10:CJ:100:THR:HG22	1.64	0.80
10:CJ:45:ARG:HG3	10:CJ:45:ARG:HH11	1.47	0.80
25:DA:1221:C:OP1	42:DV:68:LYS:HE3	1.82	0.80
25:DA:2512:C:H4'	29:DE:122:PHE:CE2	2.17	0.80
29:DE:36:ARG:HH22	29:DE:88:GLY:CA	1.95	0.80
42:DV:21:ARG:HG2	42:DV:91:TYR:CD2	2.17	0.80
1:AA:209:U:O2'	1:AA:211:G:C6	2.34	0.80
11:AK:29:ILE:HD12	11:AK:43:SER:O	1.81	0.80
22:AY:28:G:H22	22:AY:42:C:N4	1.79	0.80
25:BA:2483:C:N3	37:BQ:124:LYS:NZ	2.30	0.80
25:BA:349:G:C2	25:BA:350:U:C2	2.70	0.80
25:BA:359:A:H2'	25:BA:360:G:C5'	2.10	0.80
44:BX:12:VAL:HG23	44:BX:13:LEU:N	1.97	0.80
10:CJ:37:PRO:HA	10:CJ:72:VAL:HG22	1.62	0.80
15:CO:70:LEU:HD11	15:CO:77:ARG:HG3	1.64	0.80
17:CQ:59:ILE:HG22	17:CQ:71:PHE:HB3	1.64	0.80
25:DA:1385:G:OP1	25:DA:1385:G:C4'	2.30	0.80
25:DA:1771:C:O2'	25:DA:1772:G:H5'	1.82	0.80
25:DA:2189:U:C3'	25:DA:2190:G:H5''	2.11	0.80
25:DA:359:A:H2'	25:DA:360:G:C5'	2.10	0.80
39:DS:83:LYS:HG3	39:DS:105:ALA:HB3	1.64	0.80
45:DY:50:ARG:CZ	45:DY:55:TYR:HE1	1.94	0.80
37:DQ:140:ALA:C	46:DZ:53:ILE:HD13	2.01	0.80
25:BA:1403:C:H5''	25:BA:1471:A:H1'	1.64	0.80
25:BA:2189:U:H3'	25:BA:2190:G:H5''	1.62	0.80

Continued on next page...

Continued from previous page...

Atom-1	Atom-2	Interatomic distance (Å)	Clash overlap (Å)
25:BA:2391:G:H1'	25:BA:2429:G:N2	1.96	0.80
29:BE:77:ILE:HG22	29:BE:78:LEU:N	1.97	0.80
31:BG:2:PRO:CD	51:B4:51:TYR:CD1	2.64	0.80
2:CB:165:VAL:HG23	2:CB:166:ASP:H	1.47	0.80
9:CI:70:LYS:O	9:CI:74:ILE:HG13	1.81	0.80
19:CS:36:ARG:HH12	19:CS:75:ALA:HB3	1.44	0.80
25:DA:109:G:O2'	25:DA:110:G:C5'	2.30	0.80
25:DA:2171:A:C4'	25:DA:2172:U:OP1	2.30	0.80
25:DA:481:G:H1'	25:DA:506:G:H21	1.47	0.80
29:DE:39:PRO:HA	29:DE:43:GLY:HA2	1.64	0.80
1:AA:338:U:O3'	1:AA:339:A:H8	1.63	0.79
3:AC:34:LEU:HD21	3:AC:38:ARG:CZ	2.12	0.79
25:BA:2171:A:O2'	25:BA:2172:U:C5'	2.30	0.79
25:BA:2189:U:C3'	25:BA:2190:G:H5''	2.11	0.79
25:BA:2781:A:H5''	25:BA:2782:G:H5'	1.63	0.79
29:BE:199:ARG:HB2	29:BE:199:ARG:HH11	1.43	0.79
38:BR:56:LYS:HE2	38:BR:94:TYR:HE2	1.46	0.79
44:BX:12:VAL:HB	44:BX:17:ALA:CB	2.12	0.79
3:CC:43:LEU:O	3:CC:47:LEU:HB3	1.82	0.79
25:DA:1464:C:H4'	25:DA:1528(A):A:H1'	1.64	0.79
25:DA:2307:G:N3	25:DA:2307:G:H3'	1.97	0.79
25:DA:349:G:C2	25:DA:350:U:C2	2.70	0.79
13:CM:94:ARG:NH2	25:DA:887:A:H3'	1.97	0.79
36:DP:18:ARG:HH11	36:DP:18:ARG:HB3	1.46	0.79
38:DR:47:PHE:O	38:DR:51:LEU:HD12	1.82	0.79
9:AI:63:ILE:HD11	9:AI:81:ILE:HD11	1.63	0.79
13:AM:3:ARG:HA	13:AM:9:ILE:HG13	1.64	0.79
19:AS:15:LEU:HD11	19:AS:33:THR:HB	1.62	0.79
22:AY:28:G:N2	22:AY:43:C:N3	2.29	0.79
25:BA:2307:G:H3'	25:BA:2307:G:N3	1.97	0.79
25:BA:353:G:N3	25:BA:354:G:C8	2.51	0.79
26:BB:13:A:OP2	47:B0:74:ARG:CG	2.30	0.79
5:CE:70:PRO:HG2	5:CE:142:LEU:CB	2.11	0.79
12:CL:41:ARG:HG2	12:CL:42:THR:N	1.97	0.79
40:DT:29:ARG:NH2	40:DT:30:VAL:HG22	1.96	0.79
40:DT:53:ARG:HH11	40:DT:55:ASN:HB2	1.45	0.79
2:AB:14:GLY:O	2:AB:15:VAL:HG13	1.82	0.79
3:AC:52:LEU:HD23	3:AC:52:LEU:H	1.47	0.79
22:AW:57:G:H2'	22:AW:58:A:H5'	1.63	0.79
25:BA:1464:C:O2'	25:BA:1528:A:C8	2.30	0.79
25:BA:1652:A:N6	38:BR:11:ASN:ND2	2.28	0.79

Continued on next page...

Continued from previous page...

Atom-1	Atom-2	Interatomic distance (Å)	Clash overlap (Å)
25:BA:747:U:C2	52:B5:2:ALA:N	2.51	0.79
28:BD:172:TYR:CD1	28:BD:186:HIS:HA	2.17	0.79
29:BE:39:PRO:HA	29:BE:43:GLY:HA2	1.64	0.79
36:BP:18:ARG:HH11	36:BP:18:ARG:HB3	1.46	0.79
38:BR:10:LEU:HB3	38:BR:17:ARG:NE	1.98	0.79
41:BU:91:ASP:C	41:BU:92:ARG:HD3	2.03	0.79
7:CG:146:GLU:HA	7:CG:149:ARG:HB2	1.63	0.79
25:DA:1020:A:N1	25:DA:1141:U:H2'	1.96	0.79
25:DA:2302:G:H21	31:DG:128:ARG:HG3	1.45	0.79
25:DA:302:C:O2'	25:DA:303:U:H5'	1.81	0.79
25:DA:353:G:N3	25:DA:354:G:C8	2.51	0.79
29:DE:59:VAL:HG22	29:DE:60:ASN:N	1.97	0.79
33:DI:48:GLU:O	33:DI:52:ARG:HG2	1.82	0.79
46:DZ:102:LEU:HD13	46:DZ:123:ASP:HA	1.63	0.79
2:AB:131:PRO:HG2	2:AB:134:GLU:HB2	1.65	0.79
20:AT:14:LYS:HA	20:AT:17:ARG:HE	1.47	0.79
25:BA:2645:G:H3'	25:BA:2646:C:C5'	2.10	0.79
29:BE:176:ILE:HG22	29:BE:179:GLU:H	1.45	0.79
31:BG:43:LEU:HD23	31:BG:88:ILE:HD11	1.63	0.79
10:CJ:40:LEU:HD23	10:CJ:40:LEU:H	1.47	0.79
25:DA:285:C:H2'	25:DA:286:C:O4'	1.81	0.79
29:DE:34:VAL:O	29:DE:35:GLN:HB2	1.82	0.79
29:DE:77:ILE:HG22	29:DE:78:LEU:N	1.97	0.79
33:DI:88:ILE:HD11	33:DI:123:LEU:HG	1.63	0.79
40:DT:29:ARG:HH21	40:DT:30:VAL:CG2	1.94	0.79
1:AA:259:U:H2'	1:AA:260:G:H5'	1.63	0.79
7:AG:73:MET:HA	7:AG:91:VAL:HG23	1.63	0.79
22:AW:33:U:H2'	22:AW:35:A:OP2	1.82	0.79
22:AW:67:C:H2'	22:AW:68:C:C6	2.14	0.79
25:BA:911:A:C5'	25:BA:912:C:C5'	2.53	0.79
30:BF:198:ALA:O	30:BF:201:VAL:HG12	1.81	0.79
31:BG:115:ARG:NH1	31:BG:136:ARG:HD3	1.96	0.79
41:BU:52:ARG:HD3	41:BU:55:ARG:HE	1.47	0.79
20:CT:30:LYS:NZ	20:CT:80:ARG:NE	2.29	0.79
25:DA:1981:A:C5'	25:DA:1982:C:OP2	2.30	0.79
28:DD:172:TYR:CD1	28:DD:186:HIS:HA	2.17	0.79
38:DR:10:LEU:CD2	38:DR:17:ARG:HD2	2.12	0.79
1:AA:323:C:C2'	1:AA:323:C:O2	2.30	0.79
2:AB:219:VAL:HA	2:AB:222:ILE:CD1	2.12	0.79
25:BA:1952:A:C6	35:BO:22:ILE:CD1	2.66	0.79
39:BS:83:LYS:HG3	39:BS:105:ALA:HB3	1.64	0.79

Continued on next page...

Continued from previous page...

Atom-1	Atom-2	Interatomic distance (Å)	Clash overlap (Å)
25:DA:109:G:C4	25:DA:110:G:C8	2.71	0.79
25:DA:2682:U:O4	25:DA:2728:U:H1'	1.83	0.79
29:DE:60:ASN:OD1	29:DE:62:PRO:HD2	1.82	0.79
41:DU:91:ASP:C	41:DU:92:ARG:HD3	2.03	0.79
2:AB:18:GLY:H	2:AB:42:ILE:CG2	1.96	0.79
10:AJ:4:ILE:HA	10:AJ:100:THR:HG22	1.63	0.79
22:AW:30:G:H2'	22:AW:31:A:C8	2.13	0.79
28:BD:31:LYS:HE3	28:BD:94:LEU:HD11	1.63	0.79
5:CE:150:ARG:HA	5:CE:153:LYS:HE2	1.64	0.79
13:CM:70:LEU:C	13:CM:70:LEU:CD2	2.51	0.79
13:CM:93:ARG:HG2	25:DA:888:C:P	2.23	0.79
25:DA:2189:U:H3'	25:DA:2190:G:H5''	1.63	0.79
26:DB:85:G:C6	26:DB:93:G:C6	2.71	0.79
31:DG:76:SER:HB2	31:DG:83:ARG:HB2	1.63	0.79
34:DN:47:ALA:HB2	34:DN:112:LEU:HD11	1.64	0.79
43:DW:50:VAL:HG13	43:DW:51:LEU:H	1.48	0.79
4:AD:30:LYS:C	4:AD:32:ALA:H	1.82	0.79
9:AI:104:ARG:HG3	9:AI:106:ALA:N	1.97	0.79
22:AW:38:A:C2'	22:AW:39:U:C5'	2.57	0.79
25:BA:1771:C:O2'	25:BA:1772:G:H5'	1.82	0.79
25:BA:2199:A:H5'	25:BA:2200:C:OP2	1.81	0.79
29:BE:34:VAL:O	29:BE:35:GLN:HB2	1.82	0.79
39:BS:30:ARG:HH22	39:BS:62:LYS:HD2	1.46	0.79
40:BT:109:GLU:HA	40:BT:112:ARG:HD3	1.63	0.79
25:DA:242:G:H5''	55:D8:62:LEU:CD1	2.12	0.79
31:DG:43:LEU:HD23	31:DG:88:ILE:HD11	1.63	0.79
25:DA:1952:A:C2	35:DO:22:ILE:HG13	2.18	0.79
2:AB:91:PRO:HG3	2:AB:154:LEU:HB2	1.63	0.79
5:AE:41:VAL:HG13	5:AE:113:ALA:HA	1.64	0.79
16:AP:22:THR:HA	16:AP:33:ILE:HG12	1.63	0.79
51:B4:44:CYS:SG	51:B4:64:LYS:HB2	2.23	0.79
25:BA:109:G:C4	25:BA:110:G:C8	2.71	0.79
46:BZ:6:LYS:HE2	46:BZ:8:TYR:OH	1.83	0.79
13:CM:61:GLU:HG3	13:CM:66:LEU:HD11	1.65	0.79
34:DN:9:VAL:HG12	34:DN:10:GLU:H	1.46	0.79
41:DU:52:ARG:HD3	41:DU:55:ARG:HE	1.46	0.79
34:DN:4:TYR:HB2	41:DU:64:ARG:HH22	1.48	0.79
3:AC:43:LEU:O	3:AC:47:LEU:HB3	1.83	0.79
19:AS:16:LEU:O	19:AS:20:LEU:HG	1.83	0.79
25:BA:271(Q):G:N3	25:BA:271(R):G:N7	2.30	0.79
25:BA:292:C:N4	25:BA:348:G:H1	1.78	0.79

Continued on next page...

Continued from previous page...

Atom-1	Atom-2	Interatomic distance (Å)	Clash overlap (Å)
29:BE:36:ARG:HH22	29:BE:88:GLY:CA	1.95	0.79
30:BF:20:LEU:HG	30:BF:21:ALA:H	1.45	0.79
36:BP:13:ASN:HD22	36:BP:13:ASN:C	1.86	0.79
4:CD:30:LYS:C	4:CD:32:ALA:H	1.82	0.79
25:DA:747:U:C5	52:D5:3:LYS:HB2	2.16	0.79
25:DA:857:C:H5'	47:D0:77:ARG:HH22	1.47	0.79
36:DP:16:ARG:NH1	36:DP:16:ARG:HB2	1.98	0.79
42:DV:39:LEU:HD13	42:DV:39:LEU:N	1.98	0.79
8:AH:84:ARG:HG3	8:AH:85:ARG:N	1.97	0.78
13:AM:113:PRO:O	13:AM:115:LYS:HE2	1.83	0.78
14:AN:26:ARG:NH2	14:AN:47:LEU:HD21	1.97	0.78
31:BG:104:GLU:OE2	51:B4:50:THR:CG2	2.31	0.78
25:BA:2171:A:C4'	25:BA:2172:U:OP1	2.30	0.78
25:BA:2682:U:O4	25:BA:2728:U:H1'	1.83	0.78
29:BE:60:ASN:OD1	29:BE:62:PRO:HD2	1.82	0.78
31:BG:110:ALA:C	31:BG:112:PRO:HD2	2.03	0.78
34:BN:73:THR:HG23	34:BN:82:LEU:HD11	1.61	0.78
34:BN:4:TYR:HB2	41:BU:64:ARG:HH22	1.48	0.78
3:CC:20:SER:HB2	3:CC:40:ARG:HH22	1.47	0.78
4:AD:195:ALA:HB2	6:CF:20:ALA:HB1	1.65	0.78
13:CM:94:ARG:HH22	25:DA:887:A:C2'	1.67	0.78
22:CY:41:C:H2'	22:CY:42:C:H6	1.48	0.78
25:DA:2015:A:C1'	52:D5:2:ALA:HA	2.12	0.78
25:DA:2171:A:O2'	25:DA:2172:U:C5'	2.30	0.78
33:DI:79:ILE:CG2	33:DI:81:VAL:HG23	2.13	0.78
41:DU:92:ARG:HD2	42:DV:11:GLN:CD	2.03	0.78
3:AC:73:PRO:O	3:AC:76:VAL:HG22	1.83	0.78
23:AV:1:C:H5'	23:AV:2:G:OP2	1.84	0.78
25:BA:2172:U:C1'	25:BA:2173:A:OP1	2.30	0.78
36:BP:16:ARG:NH1	36:BP:16:ARG:HB2	1.98	0.78
38:BR:56:LYS:HE2	38:BR:94:TYR:CE2	2.17	0.78
42:BV:25:LEU:N	42:BV:92:THR:HG21	1.98	0.78
45:BY:27:VAL:HA	45:BY:28:LYS:HZ1	1.45	0.78
13:CM:3:ARG:HB2	51:D4:60:GLU:HG2	1.63	0.78
25:DA:2586:C:C6	25:DA:2586:C:O5'	2.33	0.78
25:DA:364:C:H2'	25:DA:365:C:H5''	1.62	0.78
35:DO:34:THR:OG1	35:DO:35:VAL:N	2.16	0.78
36:DP:64:LYS:HB3	55:D8:25:MET:CG	2.12	0.78
38:DR:56:LYS:HE2	38:DR:94:TYR:CE2	2.17	0.78
43:DW:65:LEU:HD22	43:DW:68:ARG:H	1.49	0.78
3:AC:79:ARG:NH1	11:CK:99:GLN:HB2	1.94	0.78

Continued on next page...

Continued from previous page...

Atom-1	Atom-2	Interatomic distance (Å)	Clash overlap (Å)
13:AM:70:LEU:HD23	13:AM:70:LEU:C	2.03	0.78
17:AQ:68:ARG:N	17:AQ:70:ARG:HH11	1.78	0.78
22:AW:18:G:H1	22:AW:55:U:H1'	1.47	0.78
22:AY:38:A:H2'	22:AY:38:A:N3	1.97	0.78
45:BY:67:LEU:O	45:BY:67:LEU:HD12	1.81	0.78
5:CE:78:HIS:HD2	8:CH:104:ARG:CZ	1.96	0.78
9:CI:28:VAL:HA	9:CI:63:ILE:O	1.83	0.78
12:CL:89:ARG:NH1	12:CL:89:ARG:HB2	1.98	0.78
25:DA:1819:A:H4'	25:DA:1820:U:O5'	1.81	0.78
25:DA:2290:G:H8	25:DA:2290:G:H5'	1.48	0.78
23:CV:57:C:H42	31:DG:83:ARG:NH2	1.75	0.78
32:DH:41:MET:HG3	32:DH:53:GLU:O	1.84	0.78
40:DT:55:ASN:C	40:DT:59:THR:HG22	2.04	0.78
42:DV:25:LEU:N	42:DV:92:THR:HG21	1.98	0.78
19:AS:11:VAL:HG23	19:AS:38:SER:HB2	1.65	0.78
25:BA:2801(A):A:C4'	25:BA:2802:G:H5'	2.12	0.78
13:CM:88:ARG:CG	13:CM:98:VAL:CG1	2.60	0.78
19:CS:29:ARG:O	19:CS:31:ILE:HG22	1.83	0.78
25:DA:2300:G:H22	25:DA:2317:C:H1'	1.48	0.78
25:DA:272(J):C:H2'	25:DA:272(J):C:O2	1.83	0.78
9:AI:53:VAL:HG12	9:AI:92:TYR:CD2	2.18	0.78
25:BA:272:G:N2	25:BA:421:U:O4	2.15	0.78
28:BD:76:PRO:HG2	28:BD:98:VAL:HG21	1.66	0.78
1:CA:6:G:H4'	1:CA:293:A:H4'	1.63	0.78
22:CW:67:C:H2'	22:CW:68:C:C6	2.19	0.78
33:DI:88:ILE:HD11	33:DI:123:LEU:H	1.49	0.78
38:DR:10:LEU:HB3	38:DR:17:ARG:NE	1.97	0.78
25:BA:2845:G:O2'	25:BA:2846:G:H5'	1.84	0.78
36:BP:101:VAL:HB	36:BP:107:LYS:HA	1.65	0.78
20:CT:14:LYS:HA	20:CT:17:ARG:HE	1.47	0.78
13:AM:93:ARG:HG3	25:BA:888:C:P	2.24	0.78
25:BA:14:A:N6	25:BA:15:G:C2	2.52	0.78
25:BA:2290:G:H5'	25:BA:2290:G:H8	1.48	0.78
25:BA:857:C:H2'	25:BA:858:U:H5'	1.66	0.78
29:BE:81:ILE:O	29:BE:81:ILE:HG22	1.83	0.78
33:BI:79:ILE:CG2	33:BI:81:VAL:HG23	2.13	0.78
38:BR:47:PHE:O	38:BR:51:LEU:HD12	1.82	0.78
41:BU:92:ARG:HD2	42:BV:11:GLN:CD	2.03	0.78
43:BW:65:LEU:HD22	43:BW:68:ARG:H	1.48	0.78
25:DA:1464:C:HO2'	25:DA:1528:A:H8	0.80	0.78
25:DA:2863:C:H2'	25:DA:2864:G:H5''	1.66	0.78

Continued on next page...

Continued from previous page...

Atom-1	Atom-2	Interatomic distance (Å)	Clash overlap (Å)
29:DE:4:ILE:HG12	29:DE:28:ALA:HB1	1.66	0.78
17:AQ:59:ILE:HG22	17:AQ:71:PHE:HB3	1.64	0.78
23:AV:4:G:C2	23:AV:5:G:C4	2.72	0.78
23:AV:19:G:N2	23:AV:58:A:H2'	1.98	0.78
25:BA:389:G:N1	36:BP:71:VAL:HG12	1.98	0.78
42:BV:19:LYS:NZ	42:BV:20:LEU:H	1.82	0.78
3:CC:15:THR:HG21	3:CC:181:ASN:HA	1.65	0.78
15:CO:26:GLU:OE2	15:CO:77:ARG:HD2	1.84	0.78
19:CS:16:LEU:O	19:CS:20:LEU:HG	1.84	0.78
25:DA:1403:C:H5''	25:DA:1471:A:H1'	1.64	0.78
25:DA:1464:C:O2'	25:DA:1528:A:C8	2.34	0.78
25:DA:2245:U:H5'	25:DA:2246:G:H5'	1.62	0.78
25:DA:2347:C:H2'	25:DA:2348:U:C6	2.19	0.78
26:DB:83:G:O2'	26:DB:84:C:C5'	2.30	0.78
39:DS:83:LYS:CG	39:DS:105:ALA:HB3	2.14	0.78
1:AA:217:U:H2'	1:AA:218:U:C6	2.18	0.78
9:AI:70:LYS:O	9:AI:74:ILE:HG13	1.82	0.78
14:AN:26:ARG:HG3	14:AN:27:CYS:N	1.97	0.78
25:BA:2199:A:H3'	25:BA:2200:C:H6	1.49	0.78
25:BA:322:A:H3'	30:BF:169:ASN:ND2	1.99	0.78
25:BA:614(C):A:H4'	25:BA:615:G:OP1	1.82	0.78
34:BN:47:ALA:HB2	34:BN:112:LEU:HD11	1.64	0.78
20:CT:49:ALA:O	20:CT:52:ALA:HB3	1.83	0.78
25:DA:1290:C:H2'	25:DA:1291:C:C6	2.19	0.78
25:DA:2516:G:O2'	25:DA:2517:C:H5'	1.84	0.78
25:DA:614(C):A:H4'	25:DA:615:G:OP1	1.82	0.78
28:DD:172:TYR:HD1	28:DD:186:HIS:HA	1.48	0.78
28:DD:24:ILE:CG1	28:DD:25:THR:H	1.91	0.78
29:DE:132:HIS:CD2	29:DE:135:HIS:NE2	2.51	0.78
32:DH:17:VAL:HG21	32:DH:45:VAL:CG1	2.13	0.78
36:DP:18:ARG:HB3	36:DP:18:ARG:NH1	1.99	0.78
13:AM:93:ARG:CG	25:BA:888:C:P	2.72	0.78
25:BA:2537:U:H2'	25:BA:2538:C:C6	2.19	0.78
29:BE:1:MET:HE3	29:BE:83:ASP:HB2	1.65	0.78
30:BF:2:LYS:N	30:BF:2:LYS:HD3	1.98	0.78
29:BE:11:MET:N	40:BT:8:LYS:HZ2	1.82	0.78
4:AD:20:TYR:CZ	6:CF:15:ASP:HB3	2.18	0.78
10:CJ:50:ILE:HD13	10:CJ:50:ILE:N	1.98	0.78
11:CK:48:ILE:HD11	11:CK:64:ALA:HA	1.66	0.78
16:CP:8:ARG:NH2	16:CP:15:PRO:HG3	1.98	0.78
16:CP:50:LYS:HD3	16:CP:51:VAL:N	1.98	0.78

Continued on next page...

Continued from previous page...

Atom-1	Atom-2	Interatomic distance (Å)	Clash overlap (Å)
23:CV:57:C:O2	31:DG:78:SER:HB2	1.84	0.78
25:DA:1278:A:H5''	38:DR:36:THR:HG22	1.65	0.78
25:DA:2537:U:H2'	25:DA:2538:C:C6	2.19	0.78
31:DG:31:VAL:HG22	31:DG:32:PRO:HD2	1.66	0.78
33:DI:101:LEU:HB3	33:DI:109:ILE:HD11	1.65	0.78
34:DN:125:GLY:HA3	34:DN:126:PRO:O	1.84	0.78
35:DO:28:SER:OG	35:DO:29:ASN:N	2.12	0.78
42:DV:29:PRO:O	42:DV:61:VAL:HG22	1.83	0.78
2:AB:165:VAL:HG23	2:AB:166:ASP:H	1.48	0.77
3:AC:15:THR:HG21	3:AC:181:ASN:HA	1.66	0.77
9:AI:28:VAL:HA	9:AI:63:ILE:O	1.85	0.77
11:AK:124:LYS:HD2	11:AK:125:PHE:HE1	1.49	0.77
25:BA:1396:U:O2	25:BA:1396:U:C2'	2.32	0.77
25:BA:1819:A:H1'	25:BA:1821:A:C5	2.19	0.77
25:BA:2863:C:H2'	25:BA:2864:G:H5''	1.66	0.77
25:BA:645:C:H2'	25:BA:645:C:O2	1.84	0.77
25:BA:863:A:O2'	25:BA:864:G:H5'	1.84	0.77
31:BG:113:ARG:NH1	31:BG:113:ARG:CG	2.38	0.77
34:BN:120:LEU:CD1	34:BN:122:VAL:HG23	2.14	0.77
36:BP:47:ASP:HB3	36:BP:48:PRO:O	1.84	0.77
39:BS:24:LEU:HB3	39:BS:85:VAL:HG12	1.66	0.77
43:BW:50:VAL:HG13	43:BW:51:LEU:H	1.48	0.77
25:DA:2172:U:C1'	25:DA:2173:A:OP1	2.30	0.77
25:DA:863:A:O2'	25:DA:864:G:H5'	1.83	0.77
26:DB:13:A:H2'	26:DB:70:C:O2'	1.83	0.77
29:DE:116:VAL:O	29:DE:117:MET:HB3	1.83	0.77
23:CV:57:C:C4	31:DG:83:ARG:NH2	2.52	0.77
36:DP:7:ARG:HA	36:DP:7:ARG:NE	1.99	0.77
40:DT:109:GLU:HA	40:DT:112:ARG:HD3	1.66	0.77
1:AA:956:C:H3'	1:AA:957:C:H5''	1.66	0.77
11:AK:62:GLN:HG3	11:AK:97:ALA:HB2	1.65	0.77
25:BA:1523:U:H2'	25:BA:1524:G:C8	2.19	0.77
25:BA:2075:U:C4	25:BA:2238:G:C5	2.72	0.77
25:BA:2681:C:H4'	25:BA:2682:U:OP1	1.82	0.77
1:CA:1361:G:O6	7:CG:2:ALA:N	2.17	0.77
12:CL:24:VAL:HG13	12:CL:98:TYR:CE2	2.19	0.77
25:DA:2778:A:H4'	25:DA:2779:U:OP2	1.82	0.77
25:DA:6:A:O2'	34:DN:130:HIS:HB3	1.84	0.77
46:DZ:6:LYS:HE2	46:DZ:8:TYR:OH	1.83	0.77
5:AE:150:ARG:HA	5:AE:153:LYS:HE2	1.65	0.77
12:AL:41:ARG:HG2	12:AL:42:THR:N	1.98	0.77

Continued on next page...

Continued from previous page...

Atom-1	Atom-2	Interatomic distance (Å)	Clash overlap (Å)
13:AM:65:LYS:HD2	13:AM:69:GLU:HG3	1.66	0.77
23:AV:66:C:H2'	23:AV:67:C:C5'	2.14	0.77
22:AW:15:G:N2	22:AW:59:U:H1'	1.98	0.77
31:BG:2:PRO:HD2	51:B4:51:TYR:CD1	2.20	0.77
25:BA:2583:G:C2'	25:BA:2584:U:H5'	2.14	0.77
28:BD:28:GLU:N	28:BD:29:PRO:HD2	1.99	0.77
36:BP:84:ASN:HA	36:BP:115:LEU:O	1.84	0.77
25:BA:2848:G:OP2	40:BT:97:ALA:CB	2.32	0.77
41:BU:91:ASP:OD2	41:BU:96:ALA:HB2	1.85	0.77
25:DA:2305:A:H5''	31:DG:134:GLY:HA3	1.67	0.77
28:DD:155:LEU:HD23	28:DD:177:LEU:CD2	2.15	0.77
28:DD:49:ILE:HD11	28:DD:52:ARG:HA	1.66	0.77
30:DF:2:LYS:HD3	30:DF:2:LYS:N	1.98	0.77
31:DG:76:SER:HB3	31:DG:84:LYS:N	1.99	0.77
33:DI:8:PRO:HD3	33:DI:15:VAL:HG12	1.67	0.77
40:DT:89:VAL:HG21	40:DT:91:ARG:NE	1.99	0.77
45:DY:54:LYS:CE	45:DY:55:TYR:HE2	1.96	0.77
3:AC:68:VAL:HG12	3:AC:70:VAL:HG23	1.67	0.77
31:BG:113:ARG:NH1	31:BG:113:ARG:HG2	1.85	0.77
31:BG:76:SER:HB3	31:BG:84:LYS:N	1.99	0.77
33:BI:88:ILE:HD11	33:BI:123:LEU:H	1.48	0.77
34:BN:125:GLY:HA3	34:BN:126:PRO:O	1.84	0.77
36:BP:18:ARG:NH1	36:BP:18:ARG:HB3	1.99	0.77
45:BY:10:GLY:HA2	45:BY:27:VAL:HG13	1.67	0.77
13:CM:3:ARG:HA	13:CM:9:ILE:HG13	1.65	0.77
20:CT:84:LEU:HD13	20:CT:84:LEU:O	1.84	0.77
25:DA:857:C:H2'	25:DA:858:U:H5'	1.66	0.77
28:DD:210:GLY:O	28:DD:211:ARG:HB3	1.85	0.77
28:DD:76:PRO:HG2	28:DD:98:VAL:HG21	1.65	0.77
32:DH:12:PRO:HG2	32:DH:49:VAL:HA	1.65	0.77
36:DP:84:ASN:HA	36:DP:115:LEU:O	1.84	0.77
9:AI:26:VAL:HG13	9:AI:61:ALA:HB3	1.67	0.77
51:B4:48:ILE:H	51:B4:48:ILE:HD12	1.46	0.77
55:B8:50:LEU:HD12	55:B8:51:ALA:H	1.46	0.77
25:BA:103:A:C2'	25:BA:104:U:C5'	2.58	0.77
25:BA:271(Q):G:C2	25:BA:271(R):G:C5	2.72	0.77
25:BA:2778:A:H4'	25:BA:2779:U:OP2	1.82	0.77
25:BA:395:U:O2'	48:B1:13:ILE:HD13	1.83	0.77
1:CA:916:G:H5''	7:CG:102:ARG:NH2	1.99	0.77
15:CO:17:ARG:HG3	15:CO:17:ARG:HH11	1.49	0.77
51:D4:44:CYS:SG	51:D4:64:LYS:HB2	2.23	0.77

Continued on next page...

Continued from previous page...

Atom-1	Atom-2	Interatomic distance (Å)	Clash overlap (Å)
25:DA:2681:C:H4'	25:DA:2682:U:OP1	1.83	0.77
25:DA:2701:C:C3'	25:DA:2702:U:H5''	2.08	0.77
32:DH:17:VAL:HG12	32:DH:45:VAL:CG2	2.07	0.77
40:DT:56:GLY:O	40:DT:59:THR:CG2	2.30	0.77
3:AC:113:ALA:HB3	3:AC:114:PRO:HD3	1.65	0.77
25:BA:379:G:N7	25:BA:380:U:C5	2.53	0.77
28:BD:172:TYR:HD1	28:BD:186:HIS:HA	1.48	0.77
28:BD:49:ILE:HD11	28:BD:52:ARG:HA	1.67	0.77
12:CL:28:LYS:HG3	12:CL:33:ARG:HH22	1.50	0.77
12:CL:27:LEU:HD11	12:CL:64:TYR:CZ	2.20	0.77
25:DA:631:A:OP1	36:DP:64:LYS:HE2	1.83	0.77
29:DE:52:LEU:HG	29:DE:76:ARG:HB2	1.65	0.77
29:DE:81:ILE:O	29:DE:81:ILE:HG22	1.83	0.77
44:DX:12:VAL:HG23	44:DX:13:LEU:N	1.97	0.77
46:DZ:158:PRO:HB2	46:DZ:159:PRO:CD	2.15	0.77
55:B8:52:LYS:N	55:B8:53:PRO:HD2	2.00	0.77
25:BA:1187:G:H5''	42:BV:81:TYR:CE2	2.20	0.77
25:BA:2476:A:H2'	25:BA:2477:C:C5'	2.12	0.77
1:CA:1110:C:O2'	1:CA:1128:A:N1	2.17	0.77
1:CA:1425:G:H3'	1:CA:1426:A:H5''	1.66	0.77
9:CI:4:TYR:HB2	9:CI:19:LEU:HB2	1.67	0.77
25:DA:2109:U:H6	25:DA:2109:U:O5'	1.66	0.77
27:DC:41:VAL:HA	27:DC:213:TYR:HA	1.67	0.77
31:DG:171:ALA:O	31:DG:175:LEU:HD13	1.85	0.77
34:DN:120:LEU:CD1	34:DN:122:VAL:HG23	2.14	0.77
37:DQ:18:LYS:NZ	37:DQ:18:LYS:HB3	1.98	0.77
41:DU:91:ASP:OD2	41:DU:96:ALA:HB2	1.85	0.77
3:AC:14:ILE:HG12	3:AC:15:THR:N	1.97	0.77
6:AF:69:GLU:O	6:AF:72:VAL:HG12	1.84	0.77
14:AN:26:ARG:HD2	14:AN:43:CYS:SG	2.25	0.77
19:AS:41:VAL:HB	19:AS:44:MET:CG	2.15	0.77
25:BA:2347:C:H2'	25:BA:2348:U:C6	2.19	0.77
25:BA:2516:G:H2'	25:BA:2517:C:C5'	2.03	0.77
25:BA:2227:A:H5'	28:BD:263:ARG:NH1	1.99	0.77
29:BE:4:ILE:HG12	29:BE:28:ALA:HB1	1.66	0.77
33:BI:101:LEU:HB3	33:BI:109:ILE:HD11	1.65	0.77
33:BI:92:VAL:HG11	33:BI:120:ILE:CD1	2.15	0.77
39:BS:49:VAL:HG12	39:BS:50:SER:H	1.49	0.77
1:CA:402:G:H1	1:CA:430:C:H42	1.32	0.77
23:CV:57:C:O2	23:CV:57:C:H2'	1.85	0.77
37:DQ:81:VAL:HG23	47:D0:7:LEU:HD21	1.66	0.77

Continued on next page...

Continued from previous page...

Atom-1	Atom-2	Interatomic distance (Å)	Clash overlap (Å)
25:DA:14:A:N6	25:DA:15:G:C2	2.52	0.77
25:DA:2468:G:H5'	37:DQ:120:ILE:HD12	1.65	0.77
39:DS:24:LEU:HB3	39:DS:85:VAL:HG12	1.66	0.77
2:AB:70:PHE:O	2:AB:93:VAL:HG22	1.85	0.77
4:AD:12:CYS:SG	59:AD:801:ZN:ZN	1.72	0.77
13:AM:70:LEU:CD2	13:AM:70:LEU:C	2.53	0.77
23:AV:4:G:N3	23:AV:5:G:C8	2.53	0.77
25:BA:2701:C:C3'	25:BA:2702:U:H5''	2.08	0.77
31:BG:106:LEU:HA	31:BG:110:ALA:HB3	1.65	0.77
31:BG:161:THR:HG22	31:BG:163:ALA:N	2.00	0.77
36:BP:30:THR:HG22	36:BP:31:ALA:H	1.49	0.77
46:BZ:158:PRO:HB2	46:BZ:159:PRO:CD	2.15	0.77
11:CK:124:LYS:HD2	11:CK:125:PHE:HE1	1.49	0.77
25:DA:2171:A:O2'	25:DA:2172:U:H5'	1.85	0.77
25:DA:2476:A:H2'	25:DA:2477:C:C5'	2.12	0.77
28:DD:28:GLU:N	28:DD:29:PRO:HD2	1.99	0.77
4:AD:167:GLY:HA3	28:DD:135:PHE:CD2	2.14	0.77
10:AJ:50:ILE:N	10:AJ:50:ILE:HD13	1.99	0.77
25:BA:2171:A:O2'	25:BA:2172:U:H5'	1.85	0.77
5:CE:12:LEU:HD22	5:CE:13:ILE:H	1.47	0.77
11:CK:29:ILE:HD12	11:CK:43:SER:O	1.84	0.77
12:CL:53:ARG:HH12	12:CL:92:ASP:HB2	1.49	0.77
36:DP:61:ARG:HH11	55:D8:13:ARG:CD	1.97	0.77
25:DA:2586:C:C2'	25:DA:2587:A:H5'	2.14	0.77
32:DH:17:VAL:O	32:DH:45:VAL:HG22	1.83	0.77
43:DW:60:ASN:N	43:DW:60:ASN:HD22	1.83	0.77
4:AD:15:GLU:HG2	4:AD:63:LYS:HG3	1.65	0.76
19:AS:6:LYS:HD3	19:AS:7:LYS:CE	2.11	0.76
53:B6:36:LEU:HD13	53:B6:50:ARG:NH1	2.00	0.76
25:BA:1722:A:O2'	25:BA:1739:U:H5''	1.84	0.76
25:BA:363(E):U:H2'	25:BA:363(F):A:H1'	1.67	0.76
39:BS:83:LYS:CG	39:BS:105:ALA:HB3	2.14	0.76
7:CG:113:GLU:CB	7:CG:119:ARG:HG2	2.13	0.76
50:D3:8:LEU:CD1	50:D3:31:LEU:HD23	2.15	0.76
55:D8:6:THR:HG22	55:D8:63:PRO:HD3	1.67	0.76
25:DA:322:A:H3'	30:DF:169:ASN:HD21	1.47	0.76
25:DA:379:G:N7	25:DA:380:U:C5	2.53	0.76
28:DD:45:ASN:CG	28:DD:46:GLN:H	1.85	0.76
31:DG:106:LEU:HA	31:DG:110:ALA:HB3	1.65	0.76
32:DH:17:VAL:HB	32:DH:45:VAL:CB	2.15	0.76
15:AO:56:LEU:HD21	25:BA:715:G:C2	2.21	0.76

Continued on next page...

Continued from previous page...

Atom-1	Atom-2	Interatomic distance (Å)	Clash overlap (Å)
23:AV:20:G:N2	23:AV:58:A:H1'	1.99	0.76
50:B3:8:LEU:CD1	50:B3:31:LEU:HD23	2.15	0.76
55:B8:46:ARG:O	55:B8:47:LYS:HB3	1.86	0.76
25:BA:1290:C:H2'	25:BA:1291:C:C6	2.19	0.76
29:BE:116:VAL:O	29:BE:117:MET:HB3	1.83	0.76
40:BT:35:LYS:HE2	40:BT:41:ARG:HH21	1.50	0.76
1:CA:238:A:H4'	1:CA:239:U:C5'	2.16	0.76
4:CD:196:LEU:HD12	4:CD:196:LEU:H	1.50	0.76
25:DA:1114:G:H3'	25:DA:1115:G:H5''	1.68	0.76
25:DA:2583:G:C2'	25:DA:2584:U:H5'	2.14	0.76
25:DA:2801(A):A:C4'	25:DA:2802:G:H5'	2.12	0.76
30:DF:78:ILE:H	30:DF:78:ILE:HD13	1.46	0.76
40:DT:27:THR:OG1	40:DT:28:VAL:N	2.15	0.76
31:BG:44:GLY:HA2	31:BG:88:ILE:HG21	1.67	0.76
14:CN:26:ARG:HG3	14:CN:27:CYS:N	1.99	0.76
14:CN:26:ARG:NH2	14:CN:47:LEU:HD21	2.00	0.76
25:DA:614:U:O2	25:DA:614:U:H5''	1.86	0.76
31:DG:105:LYS:HE2	51:D4:52:SER:HB3	1.67	0.76
37:DQ:16:ARG:HG2	37:DQ:17:LEU:H	1.50	0.76
42:DV:19:LYS:NZ	42:DV:20:LEU:H	1.82	0.76
5:AE:12:LEU:HD22	5:AE:13:ILE:H	1.50	0.76
9:AI:95:LYS:HD3	9:AI:96:LEU:N	2.01	0.76
53:B6:41:PRO:HD2	53:B6:46:HIS:N	2.00	0.76
25:BA:271(S):G:H2'	25:BA:271(T):C:C5'	2.12	0.76
25:BA:27:G:O2'	25:BA:28:A:H8	1.69	0.76
32:BH:41:MET:CE	32:BH:55:PRO:HD2	2.16	0.76
33:BI:8:PRO:HD3	33:BI:15:VAL:HG12	1.67	0.76
36:BP:7:ARG:HA	36:BP:7:ARG:NE	1.99	0.76
37:BQ:39:PRO:HB3	37:BQ:99:PRO:HD3	1.67	0.76
2:CB:131:PRO:HG2	2:CB:134:GLU:HB2	1.66	0.76
3:CC:73:PRO:O	3:CC:76:VAL:HG22	1.83	0.76
5:CE:53:LEU:HD12	5:CE:53:LEU:H	1.49	0.76
7:CG:113:GLU:O	7:CG:119:ARG:HD3	1.85	0.76
9:CI:26:VAL:HG13	9:CI:61:ALA:HB3	1.67	0.76
25:DA:1523:U:H2'	25:DA:1524:G:C8	2.19	0.76
29:DE:77:ILE:CG2	29:DE:78:LEU:H	1.96	0.76
25:DA:1190:G:H5''	36:DP:35:HIS:HA	1.67	0.76
1:AA:955:A:O2'	1:AA:1303:C:N3	2.19	0.76
1:AA:960:A:H2	1:AA:961:C:C6	2.04	0.76
7:AG:47:CYS:HA	7:AG:50:ILE:HG12	1.67	0.76
25:BA:109:G:O2'	25:BA:110:G:C5'	2.30	0.76

Continued on next page...

Continued from previous page...

Atom-1	Atom-2	Interatomic distance (Å)	Clash overlap (Å)
40:BT:89:VAL:HG22	40:BT:91:ARG:HG3	1.67	0.76
45:BY:17:SER:CB	45:BY:71:LYS:CD	2.61	0.76
2:CB:116:GLU:HA	2:CB:119:GLU:HB2	1.67	0.76
47:D0:41:ARG:CD	47:D0:41:ARG:H	1.99	0.76
51:D4:46:ASN:HD22	51:D4:47:VAL:N	1.84	0.76
53:D6:15:GLU:O	53:D6:15:GLU:HG2	1.86	0.76
36:DP:63:PRO:HB3	55:D8:13:ARG:CB	2.15	0.76
25:DA:1722:A:O2'	25:DA:1739:U:H5''	1.84	0.76
13:CM:94:ARG:HH21	25:DA:887:A:C3'	1.96	0.76
31:DG:111:LEU:HB3	31:DG:117:PHE:HE2	1.51	0.76
36:DP:30:THR:HG22	36:DP:31:ALA:H	1.50	0.76
26:DB:52:A:C8	39:DS:33:LYS:HE3	2.21	0.76
41:DU:92:ARG:HG2	41:DU:92:ARG:HH11	1.50	0.76
42:BV:29:PRO:O	42:BV:61:VAL:HG22	1.84	0.76
2:CB:219:VAL:HA	2:CB:222:ILE:CD1	2.15	0.76
56:D9:9:ARG:HB3	56:D9:9:ARG:NH1	2.00	0.76
25:DA:2834:G:H5'	25:DA:2835:A:OP2	1.85	0.76
25:DA:2873:A:N3	38:DR:6:SER:HB2	2.01	0.76
33:DI:52:ARG:O	33:DI:55:ALA:HB3	1.85	0.76
36:DP:71:VAL:HG13	36:DP:72:PRO:CD	2.16	0.76
4:AD:33:MET:HE2	4:AD:37:PRO:HA	1.67	0.76
22:AW:38:A:C3'	22:AW:39:U:C5'	2.63	0.76
51:B4:46:ASN:HD22	51:B4:47:VAL:N	1.84	0.76
30:BF:177:ALA:HB1	30:BF:178:PRO:HD2	1.67	0.76
41:BU:92:ARG:HG2	41:BU:92:ARG:HH11	1.50	0.76
42:BV:39:LEU:CD1	42:BV:50:PRO:O	2.34	0.76
2:CB:75:LYS:HG2	2:CB:78:GLN:NE2	2.01	0.76
22:CW:18:G:H1	22:CW:55:U:H1'	1.49	0.76
25:DA:1952:A:C6	35:DO:22:ILE:CD1	2.68	0.76
25:DA:1986:A:C3'	25:DA:1987:G:H5''	2.16	0.76
25:DA:307:G:H8	25:DA:307:G:O5'	1.69	0.76
25:DA:521:G:H2'	25:DA:522:G:C8	2.21	0.76
31:DG:161:THR:HG22	31:DG:163:ALA:N	2.01	0.76
33:DI:92:VAL:HG11	33:DI:120:ILE:CD1	2.15	0.76
36:DP:101:VAL:HB	36:DP:107:LYS:HA	1.65	0.76
42:DV:52:VAL:HG13	42:DV:55:ALA:HB3	1.68	0.76
4:AD:49:ARG:HD3	4:AD:50:ARG:N	2.01	0.76
49:B2:45:SER:O	49:B2:46:GLN:NE2	2.19	0.76
55:B8:6:THR:HG22	55:B8:63:PRO:HD3	1.67	0.76
25:BA:2515:C:O2'	25:BA:2516:G:C5'	2.32	0.76
25:BA:471:A:C2'	25:BA:472:A:H5'	2.16	0.76

Continued on next page...

Continued from previous page...

Atom-1	Atom-2	Interatomic distance (Å)	Clash overlap (Å)
25:BA:521:G:H2'	25:BA:522:G:C8	2.21	0.76
28:BD:155:LEU:HD23	28:BD:177:LEU:CD2	2.15	0.76
29:BE:181:LEU:HD21	40:BT:7:ILE:CG2	2.16	0.76
35:BO:64:ARG:HB2	35:BO:83:ALA:HB3	1.68	0.76
37:BQ:110:THR:HG23	37:BQ:113:GLN:OE1	1.86	0.76
43:BW:60:ASN:N	43:BW:60:ASN:HD22	1.83	0.76
53:D6:36:LEU:HD13	53:D6:50:ARG:NH1	2.00	0.76
25:DA:2845:G:O2'	25:DA:2846:G:H5'	1.84	0.76
1:AA:919:G:H21	9:AI:124:GLN:NE2	1.84	0.76
2:AB:116:GLU:HA	2:AB:119:GLU:HB2	1.68	0.76
1:AA:1329:U:H4'	9:AI:120:ARG:HD2	1.66	0.76
25:BA:135:G:O2'	25:BA:136:G:H5'	1.86	0.76
25:BA:2586:C:C2'	25:BA:2587:A:H5'	2.14	0.76
25:BA:491:G:H2'	25:BA:492:A:H8	1.51	0.76
36:BP:23:PRO:O	36:BP:33:ARG:HD2	1.85	0.76
2:CB:68:ILE:HD12	2:CB:161:ALA:HB3	1.68	0.76
3:CC:83:ARG:O	3:CC:86:VAL:HG22	1.86	0.76
19:CS:31:ILE:HG23	19:CS:49:ILE:HA	1.67	0.76
25:DA:103:A:C2'	25:DA:104:U:C5'	2.58	0.76
29:DE:1:MET:HE3	29:DE:83:ASP:HB2	1.66	0.76
36:DP:47:ASP:HB3	36:DP:48:PRO:O	1.84	0.76
44:DX:12:VAL:HB	44:DX:17:ALA:CB	2.12	0.76
1:AA:1115:G:N3	1:AA:1124:G:N2	2.34	0.76
5:AE:53:LEU:H	5:AE:53:LEU:HD12	1.51	0.76
25:BA:2516:G:O2'	25:BA:2517:C:H5'	1.84	0.76
25:BA:925:C:H2'	25:BA:926:A:C5'	2.13	0.76
11:CK:122:LYS:O	11:CK:126:ARG:HG3	1.85	0.76
17:CQ:68:ARG:N	17:CQ:70:ARG:NH1	2.34	0.76
28:DD:35:LYS:HZ1	28:DD:103:ARG:HA	1.49	0.76
37:DQ:65:PHE:HB2	37:DQ:105:GLU:HG3	1.68	0.76
39:DS:46:VAL:HG12	39:DS:47:THR:N	2.01	0.76
40:DT:16:ARG:HB3	40:DT:16:ARG:NH1	2.01	0.76
1:AA:451:C:O2'	1:AA:452:C:H5'	1.85	0.75
2:AB:9:GLU:HA	2:AB:12:GLU:OE1	1.86	0.75
11:AK:48:ILE:HD11	11:AK:64:ALA:HA	1.67	0.75
50:B3:56:VAL:CG1	50:B3:57:GLU:H	1.98	0.75
25:BA:1884:A:H2'	25:BA:1885:A:C5'	2.12	0.75
25:BA:2562:U:H1'	35:BO:23:ARG:HH11	1.46	0.75
25:BA:2864:G:H5'	25:BA:2864:G:C8	2.21	0.75
27:BC:41:VAL:HA	27:BC:213:TYR:HA	1.67	0.75
31:BG:31:VAL:HG22	31:BG:32:PRO:HD2	1.66	0.75

Continued on next page...

Continued from previous page...

Atom-1	Atom-2	Interatomic distance (Å)	Clash overlap (Å)
40:BT:65:LYS:NZ	40:BT:66:VAL:O	2.19	0.75
1:CA:423:G:H4'	1:CA:424:U:OP1	1.85	0.75
8:CH:73:ASP:OD2	8:CH:75:ARG:HD3	1.86	0.75
7:CG:150:ALA:HB2	11:CK:50:TYR:OH	1.87	0.75
22:CW:18:G:N1	22:CW:55:U:H1'	2.01	0.75
26:DB:83:G:C6	26:DB:84:C:C4	2.75	0.75
27:DC:49:ILE:CD1	27:DC:49:ILE:H	1.99	0.75
30:DF:101:LEU:HD12	30:DF:102:PRO:HD2	1.68	0.75
30:DF:177:ALA:HB1	30:DF:178:PRO:HD2	1.67	0.75
36:DP:125:VAL:O	36:DP:145:PRO:HD2	1.86	0.75
40:DT:25:GLY:N	40:DT:49:VAL:HG13	2.01	0.75
9:AI:104:ARG:CG	9:AI:106:ALA:HB2	2.05	0.75
10:AJ:40:LEU:HD23	10:AJ:40:LEU:H	1.48	0.75
16:AP:50:LYS:HD3	16:AP:51:VAL:N	2.01	0.75
20:AT:84:LEU:HD13	20:AT:84:LEU:O	1.87	0.75
22:AY:34:G:N3	22:AY:34:G:H2'	2.00	0.75
47:B0:49:LYS:H	47:B0:80:HIS:HB3	1.51	0.75
25:BA:197:A:H5'	25:BA:197:A:H8	1.51	0.75
25:BA:2834:G:H5'	25:BA:2835:A:OP2	1.85	0.75
25:BA:614:U:H5''	25:BA:614:U:O2	1.86	0.75
25:BA:952:G:C6	25:BA:953:A:N7	2.54	0.75
26:BB:68:C:H2'	26:BB:69:G:H8	1.51	0.75
25:BA:322:A:H3'	30:BF:169:ASN:HD21	1.51	0.75
31:BG:171:ALA:O	31:BG:175:LEU:HD13	1.85	0.75
46:BZ:37:VAL:O	46:BZ:38:TYR:HB3	1.85	0.75
6:CF:62:TRP:CH2	6:CF:64:GLN:HB2	2.22	0.75
7:CG:78:ARG:HD2	7:CG:79:ARG:H	1.50	0.75
8:CH:89:PRO:HA	8:CH:92:ARG:NH1	2.01	0.75
3:AC:79:ARG:HH11	11:CK:99:GLN:HB3	1.49	0.75
19:CS:6:LYS:HD2	19:CS:7:LYS:N	2.01	0.75
20:CT:84:LEU:HD13	20:CT:84:LEU:C	2.07	0.75
54:D7:41:ARG:HD3	54:D7:45:ALA:HB2	1.68	0.75
25:DA:2199:A:H3'	25:DA:2200:C:H6	1.49	0.75
25:DA:2390:U:H2'	25:DA:2391:G:C5'	2.16	0.75
25:DA:2483:C:N3	37:DQ:124:LYS:NZ	2.33	0.75
25:DA:491:G:H2'	25:DA:492:A:H8	1.51	0.75
29:DE:11:MET:N	40:DT:8:LYS:NZ	2.34	0.75
1:AA:953:G:N2	1:AA:1343:C:H2'	2.02	0.75
1:AA:451:C:H2'	1:AA:452:C:H5'	1.66	0.75
9:AI:10:ARG:HD3	9:AI:75:ASP:HB3	1.68	0.75
19:AS:29:ARG:O	19:AS:31:ILE:HG22	1.84	0.75

Continued on next page...

Continued from previous page...

Atom-1	Atom-2	Interatomic distance (Å)	Clash overlap (Å)
19:AS:6:LYS:HD2	19:AS:7:LYS:H	1.50	0.75
25:BA:2186:G:C3'	25:BA:2187:G:H5''	2.16	0.75
25:BA:760:G:H5''	25:BA:760:G:H8	1.52	0.75
26:BB:14:U:OP2	26:BB:71:C:H5'	1.86	0.75
36:BP:125:VAL:O	36:BP:145:PRO:HD2	1.86	0.75
37:BQ:16:ARG:HG2	37:BQ:17:LEU:H	1.50	0.75
39:BS:46:VAL:HG12	39:BS:47:THR:N	2.01	0.75
2:CB:18:GLY:H	2:CB:42:ILE:CG2	1.96	0.75
4:CD:49:ARG:HD3	4:CD:50:ARG:N	2.00	0.75
8:CH:11:THR:HG22	8:CH:15:ASN:HD21	1.52	0.75
8:CH:86:ILE:HG22	8:CH:87:SER:H	1.51	0.75
22:CW:4:C:H2'	22:CW:5:G:H8	1.51	0.75
25:DA:645:C:O2	25:DA:645:C:H2'	1.84	0.75
33:DI:38:LEU:H	33:DI:38:LEU:CD1	1.99	0.75
25:DA:871:U:H4'	37:DQ:69:PHE:CE2	2.21	0.75
39:DS:49:VAL:HG12	39:DS:50:SER:H	1.49	0.75
25:DA:1755:A:P	40:DT:113:LYS:NZ	2.58	0.75
1:AA:1110:C:H42	1:AA:1125:G:H1	1.31	0.75
1:AA:1139:A:H4'	1:AA:1140:C:O5'	1.86	0.75
31:BG:146:TYR:O	31:BG:149:VAL:HG22	1.87	0.75
33:BI:84:GLY:O	33:BI:85:GLU:HB2	1.86	0.75
25:BA:2873:A:N3	38:BR:6:SER:HB2	2.01	0.75
42:BV:52:VAL:HG13	42:BV:55:ALA:HB3	1.68	0.75
37:DQ:39:PRO:HB3	37:DQ:99:PRO:HD3	1.67	0.75
45:DY:10:GLY:HA2	45:DY:27:VAL:HG13	1.67	0.75
1:AA:1115:G:H22	1:AA:1125:G:H1'	1.50	0.75
1:AA:153:G:C5'	1:AA:154:A:OP2	2.34	0.75
7:AG:113:GLU:CB	7:AG:119:ARG:HG2	2.16	0.75
20:AT:26:ASN:HB2	20:AT:71:THR:HG23	1.66	0.75
33:BI:8:PRO:HD3	33:BI:15:VAL:CG1	2.16	0.75
38:BR:45:ARG:HG3	38:BR:46:GLY:N	2.02	0.75
12:CL:28:LYS:HB2	12:CL:33:ARG:NH1	2.01	0.75
19:CS:41:VAL:HB	19:CS:44:MET:CG	2.16	0.75
22:CW:5:G:C2	22:CW:6:G:C8	2.74	0.75
25:DA:760:G:H5''	25:DA:760:G:H8	1.52	0.75
36:DP:64:LYS:CB	55:D8:25:MET:HG3	2.16	0.75
4:AD:196:LEU:HD12	4:AD:196:LEU:H	1.52	0.75
49:B2:64:LEU:O	49:B2:68:ARG:HG2	1.85	0.75
25:BA:1925:C:O2'	25:BA:1926:U:H5'	1.87	0.75
36:BP:71:VAL:HG13	36:BP:72:PRO:CD	2.16	0.75
40:BT:80:SER:CB	40:BT:81:PRO:CD	2.65	0.75

Continued on next page...

Continued from previous page...

Atom-1	Atom-2	Interatomic distance (Å)	Clash overlap (Å)
3:CC:14:ILE:HG12	3:CC:15:THR:N	1.97	0.75
3:CC:68:VAL:HG12	3:CC:70:VAL:HG23	1.66	0.75
25:DA:2121:G:H21	27:DC:172:HIS:CB	1.99	0.75
25:DA:2171:A:O2'	25:DA:2172:U:C6	2.40	0.75
25:DA:314:A:C2'	25:DA:315:G:H5'	2.16	0.75
25:DA:1652:A:N6	38:DR:11:ASN:ND2	2.34	0.75
1:AA:1302:C:H5'	1:AA:1303:C:C5'	2.17	0.75
13:AM:96:LEU:CA	13:AM:110:ARG:HD3	2.16	0.75
19:AS:10:PHE:HZ	19:AS:70:LYS:HE2	1.52	0.75
25:BA:1986:A:C3'	25:BA:1987:G:H5''	2.16	0.75
25:BA:2390:U:H2'	25:BA:2391:G:C5'	2.16	0.75
25:BA:297:C:O2'	25:BA:298:G:H5'	1.87	0.75
2:CB:215:LEU:O	2:CB:219:VAL:HG23	1.87	0.75
3:CC:16:ARG:HH11	3:CC:16:ARG:CB	1.97	0.75
5:CE:50:GLU:OE2	5:CE:51:VAL:HG23	1.85	0.75
12:CL:28:LYS:HG2	12:CL:33:ARG:HH12	1.52	0.75
53:D6:41:PRO:HD2	53:D6:46:HIS:N	2.00	0.75
55:D8:52:LYS:N	55:D8:53:PRO:HD2	2.00	0.75
25:DA:27:G:O2'	25:DA:28:A:H8	1.69	0.75
26:DB:83:G:C2'	26:DB:84:C:H5'	2.16	0.75
33:DI:68:LEU:HD23	33:DI:136:VAL:HG11	1.69	0.75
45:DY:18:GLY:CA	45:DY:21:LYS:HB2	2.17	0.75
46:DZ:37:VAL:O	46:DZ:38:TYR:HB3	1.85	0.75
1:AA:817:C:O2	1:AA:829:G:N2	2.18	0.75
2:AB:24:TRP:CZ3	2:AB:26:PRO:HA	2.20	0.75
25:BA:1042:G:H1'	25:BA:1114:G:N2	2.02	0.75
25:BA:2171:A:O2'	25:BA:2172:U:C6	2.40	0.75
28:BD:210:GLY:O	28:BD:211:ARG:HB3	1.85	0.75
36:BP:105:LEU:N	36:BP:105:LEU:HD23	2.02	0.75
42:BV:18:LEU:HD22	42:BV:19:LYS:H	1.50	0.75
1:CA:712:A:H2'	1:CA:713:G:H8	1.52	0.75
2:CB:9:GLU:HA	2:CB:12:GLU:OE1	1.87	0.75
20:CT:30:LYS:NZ	20:CT:80:ARG:CZ	2.50	0.75
26:DB:92:C:C2	26:DB:93:G:N7	2.55	0.75
36:DP:6:LEU:HG	36:DP:9:ASN:ND2	2.01	0.75
4:AD:167:GLY:HA2	28:DD:135:PHE:CZ	2.12	0.75
13:AM:11:ARG:O	13:AM:13:LYS:N	2.20	0.75
13:AM:3:ARG:HB2	51:B4:60:GLU:HG2	1.69	0.75
25:BA:1348:G:H2'	25:BA:1349:A:H5''	1.68	0.75
25:BA:2348:U:H2'	25:BA:2349:G:C5'	2.15	0.75
28:BD:108:PRO:HB3	28:BD:143:HIS:CE1	2.22	0.75

Continued on next page...

Continued from previous page...

Atom-1	Atom-2	Interatomic distance (Å)	Clash overlap (Å)
30:BF:34:TRP:CZ2	36:BP:12:ALA:HB2	2.22	0.75
25:BA:631:A:OP1	36:BP:64:LYS:HE2	1.87	0.75
3:CC:70:VAL:HG12	3:CC:72:LYS:H	1.52	0.75
7:CG:47:CYS:HA	7:CG:50:ILE:HG12	1.69	0.75
8:CH:84:ARG:HG3	8:CH:85:ARG:N	2.01	0.75
23:CV:57:C:C4	31:DG:83:ARG:CZ	2.70	0.75
25:DA:1411:C:H2'	25:DA:1412:A:C8	2.22	0.75
25:DA:2515:C:O2'	25:DA:2516:G:C5'	2.32	0.75
25:DA:2732:G:O2'	25:DA:2733:A:H5'	1.87	0.75
25:DA:77:C:O3'	49:D2:14:ARG:NH2	2.20	0.75
26:DB:92:C:O2'	26:DB:93:G:C5'	2.30	0.75
28:DD:108:PRO:HB3	28:DD:143:HIS:CE1	2.22	0.75
2:AB:215:LEU:O	2:AB:219:VAL:HG23	1.87	0.74
7:AG:113:GLU:O	7:AG:119:ARG:HD3	1.86	0.74
8:AH:89:PRO:HA	8:AH:92:ARG:NH1	2.02	0.74
15:AO:70:LEU:HD11	15:AO:77:ARG:HG3	1.68	0.74
56:B9:9:ARG:HB3	56:B9:9:ARG:NH1	2.00	0.74
25:BA:1665:A:H4'	35:BO:67:LYS:HB2	1.69	0.74
5:CE:12:LEU:HD13	5:CE:13:ILE:N	2.02	0.74
48:D1:3:LYS:HG3	48:D1:4:VAL:N	2.01	0.74
49:D2:64:LEU:O	49:D2:68:ARG:HG2	1.85	0.74
25:DA:107:C:H2'	25:DA:108:U:H5'	1.69	0.74
27:DC:41:VAL:HG23	27:DC:178:ALA:HB3	1.68	0.74
31:DG:44:GLY:HA2	31:DG:88:ILE:HG21	1.67	0.74
11:AK:85:ARG:HG2	11:AK:111:ASP:O	1.88	0.74
15:AO:82:ILE:O	15:AO:82:ILE:HD13	1.87	0.74
16:AP:28:ARG:HG2	16:AP:29:ASP:OD2	1.86	0.74
48:B1:3:LYS:HG3	48:B1:4:VAL:N	2.01	0.74
49:B2:65:ASN:HB3	49:B2:69:ARG:NH2	2.01	0.74
53:B6:10:LEU:HD12	55:B8:34:TRP:CD1	2.22	0.74
25:BA:1464:C:H4'	25:BA:1528(A):A:H1'	1.69	0.74
25:BA:2693:A:H2'	25:BA:2694:G:C8	2.22	0.74
27:BC:49:ILE:CD1	27:BC:49:ILE:H	1.99	0.74
29:BE:77:ILE:CG2	29:BE:78:LEU:H	1.96	0.74
37:BQ:30:GLY:HA2	37:BQ:107:ALA:HB2	1.69	0.74
39:BS:26:LEU:HG	39:BS:39:ILE:HD11	1.69	0.74
42:BV:49:THR:CB	42:BV:50:PRO:CD	2.64	0.74
4:CD:146:ILE:HD12	4:CD:146:ILE:N	2.02	0.74
13:CM:100:GLY:O	13:CM:101:GLN:NE2	2.21	0.74
13:CM:13:LYS:HA	13:CM:44:ARG:HH11	1.50	0.74
14:CN:40:CYS:O	14:CN:44:LEU:HB3	1.86	0.74

Continued on next page...

Continued from previous page...

Atom-1	Atom-2	Interatomic distance (Å)	Clash overlap (Å)
53:D6:10:LEU:HD12	55:D8:34:TRP:CD1	2.22	0.74
25:DA:1114:G:C3'	25:DA:1115:G:H5''	2.17	0.74
30:DF:34:TRP:CZ2	36:DP:12:ALA:HB2	2.22	0.74
33:DI:84:GLY:O	33:DI:85:GLU:HB2	1.85	0.74
40:DT:29:ARG:HD2	40:DT:85:LYS:HA	1.66	0.74
40:DT:89:VAL:HG21	40:DT:91:ARG:CZ	2.17	0.74
1:AA:660:U:H3	1:AA:696:G:H22	1.33	0.74
12:AL:41:ARG:CG	12:AL:42:THR:H	1.99	0.74
29:BE:134:ILE:O	29:BE:134:ILE:HG12	1.87	0.74
39:BS:15:ARG:HB3	39:BS:18:ILE:HG21	1.69	0.74
2:CB:178:ARG:HD2	8:CH:71:GLY:C	2.07	0.74
7:CG:49:ILE:HG23	7:CG:53:LYS:HD2	1.69	0.74
23:CV:55:U:H2'	23:CV:56:U:O4'	1.87	0.74
48:D1:8:SER:HB3	48:D1:66:HIS:CD2	2.22	0.74
49:D2:45:SER:O	49:D2:46:GLN:NE2	2.21	0.74
25:DA:271(P):C:O2'	25:DA:271(Q):G:H5'	1.86	0.74
25:DA:528:A:H2	25:DA:2043:C:H4'	1.51	0.74
38:DR:28:LEU:HD11	38:DR:116:LEU:HD21	1.69	0.74
1:AA:451:C:H2'	1:AA:452:C:H6	1.51	0.74
5:AE:57:LYS:HG2	5:AE:61:TYR:CE2	2.21	0.74
6:AF:87:ARG:O	6:AF:88:VAL:CG2	2.36	0.74
9:AI:4:TYR:HB2	9:AI:19:LEU:HB2	1.67	0.74
12:AL:46:LYS:CG	12:AL:47:LYS:H	1.92	0.74
25:BA:379:G:N2	48:B1:42:GLN:OE1	2.21	0.74
53:B6:15:GLU:O	53:B6:15:GLU:HG2	1.86	0.74
25:BA:541:C:H2'	25:BA:542:C:H5'	1.67	0.74
30:BF:101:LEU:HD12	30:BF:102:PRO:HD2	1.68	0.74
39:BS:92:TYR:O	39:BS:93:LYS:HB3	1.88	0.74
42:BV:15:GLU:HB3	42:BV:16:PRO:CD	2.17	0.74
1:CA:1268:A:H2'	1:CA:1269:A:C8	2.22	0.74
5:CE:41:VAL:CG1	5:CE:113:ALA:CA	2.65	0.74
9:CI:118:LYS:NZ	9:CI:118:LYS:HB2	2.01	0.74
13:CM:93:ARG:CG	25:DA:888:C:C5'	2.55	0.74
55:D8:46:ARG:O	55:D8:47:LYS:HB3	1.86	0.74
33:DI:8:PRO:HD3	33:DI:15:VAL:CG1	2.16	0.74
39:DS:15:ARG:HB3	39:DS:18:ILE:HG21	1.69	0.74
42:DV:18:LEU:HD22	42:DV:19:LYS:H	1.50	0.74
4:AD:63:LYS:HD2	4:AD:198:VAL:HG23	1.68	0.74
19:AS:31:ILE:HG23	19:AS:49:ILE:HA	1.68	0.74
23:AV:22:A:H61	23:AV:47:G:H2'	1.49	0.74
25:BA:1652:A:H2'	25:BA:1653:G:C5'	2.17	0.74

Continued on next page...

Continued from previous page...

Atom-1	Atom-2	Interatomic distance (Å)	Clash overlap (Å)
25:BA:1981:A:C5'	25:BA:1982:C:OP2	2.30	0.74
25:BA:2732:G:O2'	25:BA:2733:A:H5'	1.87	0.74
40:BT:23:ARG:O	40:BT:90:GLN:NE2	2.20	0.74
41:BU:92:ARG:NH2	41:BU:94:ASN:HD22	1.85	0.74
1:CA:932:U:H1'	1:CA:1208:A:H61	1.51	0.74
25:DA:1925:C:O2'	25:DA:1926:U:H5'	1.87	0.74
31:DG:40:ASN:HB2	31:DG:91:ARG:HB2	1.70	0.74
37:DQ:30:GLY:HA2	37:DQ:107:ALA:HB2	1.69	0.74
38:DR:45:ARG:HG3	38:DR:46:GLY:N	2.02	0.74
39:DS:26:LEU:HG	39:DS:39:ILE:HD11	1.69	0.74
40:DT:23:ARG:HG3	40:DT:120:ARG:HH12	1.53	0.74
13:AM:88:ARG:O	13:AM:98:VAL:CG1	2.35	0.74
47:B0:25:ARG:HA	47:B0:29:GLN:HE22	1.52	0.74
47:B0:41:ARG:H	47:B0:41:ARG:CD	1.98	0.74
47:B0:49:LYS:N	47:B0:80:HIS:HB3	2.03	0.74
25:BA:243:U:OP1	55:B8:6:THR:HG21	1.87	0.74
25:BA:1114:G:H3'	25:BA:1115:G:H5''	1.68	0.74
25:BA:1411:C:H2'	25:BA:1412:A:C8	2.22	0.74
45:BY:28:LYS:N	45:BY:28:LYS:HZ2	1.85	0.74
1:CA:1323:C:H1'	9:CI:124:GLN:NE2	2.01	0.74
25:DA:614:U:H4'	25:DA:614(C):A:N6	2.03	0.74
29:DE:53:PRO:O	29:DE:75:VAL:HG23	1.86	0.74
1:AA:737:C:H2'	1:AA:737:C:O2	1.86	0.74
2:AB:44:LEU:HD12	2:AB:44:LEU:H	1.51	0.74
3:AC:83:ARG:O	3:AC:86:VAL:HG22	1.87	0.74
4:AD:166:LYS:C	28:DD:135:PHE:HZ	1.88	0.74
49:B2:67:LYS:O	49:B2:70:GLN:HG2	1.87	0.74
54:B7:41:ARG:HD3	54:B7:45:ALA:HB2	1.68	0.74
25:BA:1021:A:C8	25:BA:1021:A:H3'	2.21	0.74
25:BA:1019:U:H3	25:BA:1142(A):A:H62	1.35	0.74
25:BA:1819:A:H4'	25:BA:1820:U:O5'	1.88	0.74
25:BA:314:A:C2'	25:BA:315:G:H5'	2.15	0.74
25:BA:790:C:H4'	25:BA:791:C:OP1	1.88	0.74
1:CA:1036:C:O2	1:CA:1036:C:H2'	1.86	0.74
5:CE:57:LYS:HG2	5:CE:61:TYR:CE2	2.22	0.74
22:CW:21:A:C5	22:CW:46:G:C5	2.75	0.74
25:DA:1021:A:C8	25:DA:1021:A:H3'	2.21	0.74
25:DA:2186:G:C3'	25:DA:2187:G:H5''	2.16	0.74
25:DA:2693:A:H2'	25:DA:2694:G:C8	2.22	0.74
31:DG:113:ARG:HH11	31:DG:113:ARG:CB	1.99	0.74
45:DY:67:LEU:CD1	45:DY:67:LEU:O	2.30	0.74

Continued on next page...

Continued from previous page...

Atom-1	Atom-2	Interatomic distance (Å)	Clash overlap (Å)
15:AO:17:ARG:HH11	15:AO:17:ARG:HG3	1.51	0.74
22:AY:33:U:C3'	22:AY:34:G:H5''	2.17	0.74
25:BA:2391:G:O2'	25:BA:2424:C:N4	2.19	0.74
19:CS:6:LYS:HD3	19:CS:7:LYS:CE	2.15	0.74
25:DA:541:C:H2'	25:DA:542:C:H5'	1.67	0.74
26:DB:65:C:H41	26:DB:109:C:H2'	1.53	0.74
29:DE:134:ILE:HG12	29:DE:134:ILE:O	1.87	0.74
32:DH:17:VAL:CG2	32:DH:45:VAL:CG1	2.66	0.74
36:DP:105:LEU:N	36:DP:105:LEU:HD23	2.02	0.74
41:DU:92:ARG:NH2	41:DU:94:ASN:HD22	1.86	0.74
7:AG:78:ARG:HD2	7:AG:79:ARG:H	1.52	0.74
10:AJ:8:LEU:HB3	10:AJ:16:LEU:HD21	1.69	0.74
25:BA:1018:C:O2'	25:BA:1019:U:H5'	1.88	0.74
25:BA:1045:A:H2'	25:BA:1045:A:N3	2.03	0.74
25:BA:1484:G:H3'	25:BA:1485:G:H5''	1.69	0.74
25:BA:481:G:H1'	25:BA:506:G:N2	2.01	0.74
25:BA:915:C:H2'	25:BA:916:G:C8	2.23	0.74
13:CM:54:VAL:O	13:CM:58:GLU:HG2	1.87	0.74
22:CW:6:G:N2	22:CW:68:C:C2	2.56	0.74
25:DA:1826:G:H4'	28:DD:242:ARG:NH2	2.03	0.74
25:DA:952:G:C6	25:DA:953:A:N7	2.56	0.74
30:DF:168:ARG:HA	30:DF:175:THR:HG21	1.69	0.74
31:DG:39:ILE:HD13	31:DG:157:ILE:HG23	1.70	0.74
33:DI:75:LEU:HD21	33:DI:105:HIS:CE1	2.23	0.74
7:AG:79:ARG:HH11	7:AG:79:ARG:HG3	1.53	0.74
10:AJ:33:GLN:O	10:AJ:75:ILE:HG12	1.88	0.74
20:AT:50:GLU:HB3	20:AT:100:ILE:CG1	2.18	0.74
23:AV:3:C:C2'	23:AV:4:G:H5''	2.12	0.74
28:BD:112:GLN:HB2	28:BD:115:GLN:HE21	1.51	0.74
30:BF:168:ARG:HA	30:BF:175:THR:HG21	1.69	0.74
26:BB:56:G:H5''	31:BG:27:ASN:CG	2.08	0.74
32:BH:53:GLU:O	32:BH:54:ARG:HB3	1.87	0.74
1:CA:1327:A:H5''	9:CI:120:ARG:HH12	1.52	0.74
1:CA:748:G:H1	1:CA:795:C:HO2'	1.36	0.74
2:CB:24:TRP:CZ3	2:CB:26:PRO:HA	2.22	0.74
4:CD:9:CYS:SG	4:CD:31:CYS:O	2.45	0.74
10:CJ:8:LEU:HB3	10:CJ:16:LEU:HD21	1.69	0.74
22:CY:30:G:H5'	22:CY:31:A:OP2	1.88	0.74
47:D0:49:LYS:N	47:D0:80:HIS:HB3	2.03	0.74
25:DA:135:G:O2'	25:DA:136:G:H5'	1.86	0.74
25:DA:363(E):U:H2'	25:DA:363(F):A:H1'	1.67	0.74

Continued on next page...

Continued from previous page...

Atom-1	Atom-2	Interatomic distance (Å)	Clash overlap (Å)
33:DI:66:GLU:O	33:DI:70:GLU:HG2	1.88	0.74
25:DA:910:A:C5	37:DQ:13:GLN:HG3	2.23	0.74
40:DT:29:ARG:CZ	40:DT:29:ARG:HA	2.17	0.74
1:AA:338:U:O3'	1:AA:339:A:C8	2.40	0.73
19:AS:10:PHE:CZ	19:AS:39:THR:OG1	2.40	0.73
25:BA:1114:G:C3'	25:BA:1115:G:H5''	2.17	0.73
25:BA:2305:A:H5''	31:BG:134:GLY:CA	2.04	0.73
27:BC:41:VAL:HG23	27:BC:178:ALA:HB3	1.69	0.73
20:CT:50:GLU:CB	20:CT:100:ILE:HG12	2.18	0.73
22:CW:30:G:C2	22:CW:41:C:N3	2.56	0.73
22:CY:41:C:H2'	22:CY:42:C:C6	2.22	0.73
25:DA:96:G:H4'	49:D2:48:HIS:CD2	2.22	0.73
25:DA:2526:G:H21	56:D9:2:LYS:HG3	1.50	0.73
25:DA:1042:G:H1'	25:DA:1114:G:N2	2.02	0.73
25:DA:481:G:H1'	25:DA:506:G:N2	2.01	0.73
34:DN:133:GLN:HG2	34:DN:135:PRO:HD3	1.70	0.73
41:DU:66:ASN:HB2	41:DU:76:TYR:HB2	1.70	0.73
5:AE:76:ILE:HD11	5:AE:142:LEU:CD2	2.18	0.73
22:AW:25:C:O2'	22:AW:26:A:H5'	1.89	0.73
22:AW:27:G:H2'	22:AW:28:G:H8	1.53	0.73
48:B1:7:ILE:HG22	48:B1:8:SER:N	2.03	0.73
25:BA:914:C:C2'	25:BA:915:C:H5'	2.15	0.73
32:BH:76:VAL:O	32:BH:79:VAL:HG22	1.88	0.73
34:BN:58:ASP:C	34:BN:60:ILE:H	1.91	0.73
6:CF:11:ASN:O	6:CF:14:LEU:HG	1.88	0.73
16:CP:28:ARG:HG2	16:CP:29:ASP:OD2	1.88	0.73
47:D0:25:ARG:HA	47:D0:29:GLN:HE22	1.52	0.73
25:DA:111:A:O3'	49:D2:69:ARG:NH2	2.21	0.73
25:DA:1884:A:H2'	25:DA:1885:A:C5'	2.11	0.73
25:DA:197:A:H8	25:DA:197:A:H5'	1.51	0.73
25:DA:471:A:C2'	25:DA:472:A:H5'	2.16	0.73
25:DA:925:C:H2'	25:DA:926:A:C5'	2.13	0.73
28:DD:112:GLN:HB2	28:DD:115:GLN:HE21	1.51	0.73
29:DE:11:MET:N	40:DT:8:LYS:H22	1.85	0.73
31:DG:11:TYR:O	31:DG:16:ARG:HB2	1.88	0.73
32:DH:76:VAL:O	32:DH:79:VAL:HG22	1.88	0.73
25:DA:1668:A:OP1	35:DO:5:GLN:HG2	1.88	0.73
37:DQ:110:THR:HG23	37:DQ:113:GLN:OE1	1.86	0.73
44:DX:60:ARG:HH12	54:D7:47:ARG:NH2	1.86	0.73
46:DZ:53:ILE:CG2	46:DZ:71:VAL:HB	2.18	0.73
48:B1:8:SER:HB3	48:B1:66:HIS:CD2	2.22	0.73

Continued on next page...

Continued from previous page...

Atom-1	Atom-2	Interatomic distance (Å)	Clash overlap (Å)
25:BA:1686:C:H5'	25:BA:1686:C:H6	1.52	0.73
25:BA:528:A:N1	25:BA:2042:A:H2'	2.03	0.73
37:BQ:65:PHE:HB2	37:BQ:105:GLU:HG3	1.68	0.73
4:CD:162:LEU:HD13	4:CD:181:MET:HG2	1.67	0.73
22:CW:32:U:H2'	22:CW:33:U:H5'	1.68	0.73
25:DA:1652:A:H2'	25:DA:1653:G:C5'	2.17	0.73
25:DA:2469:A:O2'	37:DQ:56:ARG:CD	2.37	0.73
26:DB:52:A:N7	39:DS:33:LYS:HE3	2.02	0.73
26:DB:91:C:H2'	26:DB:92:C:H6	1.52	0.73
30:DF:28:ILE:HG21	30:DF:116:ASP:HB2	1.70	0.73
36:DP:112:LEU:HD22	36:DP:113:LYS:N	2.03	0.73
40:DT:53:ARG:NH1	40:DT:55:ASN:CB	2.51	0.73
20:AT:56:MET:HG3	20:AT:84:LEU:HD12	1.69	0.73
25:BA:549:G:H8	25:BA:549:G:O5'	1.72	0.73
31:BG:39:ILE:HD13	31:BG:157:ILE:HG23	1.70	0.73
4:CD:33:MET:CE	4:CD:37:PRO:HA	2.18	0.73
13:CM:96:LEU:CA	13:CM:110:ARG:HD3	2.18	0.73
23:CV:15:G:H22	23:CV:49:C:H41	1.37	0.73
22:CW:39:U:C4'	22:CW:39:U:OP1	2.30	0.73
49:D2:67:LYS:O	49:D2:70:GLN:HG2	1.87	0.73
25:DA:2679:A:H4'	29:DE:165:VAL:HG11	1.70	0.73
26:DB:69:G:N2	26:DB:70:C:C2	2.57	0.73
30:DF:9:ILE:HA	30:DF:13:SER:O	1.88	0.73
36:DP:96:THR:HG22	36:DP:126:VAL:HB	1.70	0.73
25:BA:528:A:H2	25:BA:2043:C:C5'	2.02	0.73
26:BB:60:C:H2'	26:BB:61:G:H8	1.53	0.73
29:BE:1:MET:HB2	29:BE:83:ASP:O	1.87	0.73
32:BH:89:ILE:HD12	32:BH:90:LYS:O	1.88	0.73
33:BI:68:LEU:HD23	33:BI:136:VAL:HG11	1.69	0.73
1:CA:659:A:H1'	11:CK:115:PRO:HB3	1.70	0.73
11:CK:85:ARG:HG2	11:CK:111:ASP:O	1.87	0.73
20:CT:50:GLU:CA	20:CT:100:ILE:CG1	2.57	0.73
25:DA:1018:C:O2'	25:DA:1019:U:H5'	1.88	0.73
25:DA:1348:G:H2'	25:DA:1349:A:H5''	1.68	0.73
25:DA:1484:G:H3'	25:DA:1485:G:H5''	1.70	0.73
25:DA:1879:C:H2'	25:DA:1880:C:C5'	2.13	0.73
25:DA:2128:C:O5'	27:DC:35:ALA:HB1	1.86	0.73
28:DD:31:LYS:NZ	28:DD:102:LYS:HZ2	1.87	0.73
29:DE:199:ARG:NH1	29:DE:199:ARG:HB2	2.04	0.73
36:DP:46:LYS:HG2	36:DP:52:GLU:OE2	1.87	0.73
41:DU:31:SER:HB3	41:DU:34:LYS:HB2	1.70	0.73

Continued on next page...

Continued from previous page...

Atom-1	Atom-2	Interatomic distance (Å)	Clash overlap (Å)
1:AA:601:C:N3	1:AA:605:A:N6	2.36	0.73
1:AA:59:A:H5'	1:AA:60:A:H5''	1.70	0.73
5:AE:50:GLU:OE2	5:AE:51:VAL:HG23	1.88	0.73
1:AA:1105:A:H4'	10:AJ:36:GLY:HA3	1.70	0.73
16:AP:8:ARG:NH2	16:AP:15:PRO:HG3	2.03	0.73
25:BA:2299:G:C6	25:BA:2318:G:C8	2.75	0.73
30:BF:9:ILE:HA	30:BF:13:SER:O	1.88	0.73
30:BF:7:TYR:HB3	30:BF:16:GLY:H	1.54	0.73
36:BP:96:THR:HG22	36:BP:126:VAL:HB	1.71	0.73
41:BU:31:SER:HB3	41:BU:34:LYS:HB2	1.70	0.73
1:CA:1140:C:N3	1:CA:1162:G:N2	2.36	0.73
6:CF:67:MET:HB2	6:CF:68:PRO:HD2	1.70	0.73
10:CJ:33:GLN:O	10:CJ:75:ILE:HG12	1.87	0.73
19:CS:18:LYS:O	19:CS:22:LEU:HD23	1.87	0.73
21:CU:25:LYS:HG2	21:CU:26:LYS:N	2.04	0.73
25:DA:1286:A:H2'	25:DA:1288:U:OP2	1.88	0.73
25:DA:528:A:N1	25:DA:2042:A:H2'	2.03	0.73
26:DB:60:C:H2'	26:DB:61:G:H8	1.53	0.73
30:DF:7:TYR:HB3	30:DF:16:GLY:H	1.54	0.73
32:DH:102:ALA:HB2	32:DH:117:PRO:HD3	1.71	0.73
42:DV:15:GLU:HB3	42:DV:16:PRO:CD	2.17	0.73
42:DV:19:LYS:HB3	42:DV:94:LEU:O	1.89	0.73
1:AA:377:A:H2'	1:AA:378:A:C8	2.24	0.73
1:AA:656:G:H2'	1:AA:657:G:C8	2.24	0.73
3:AC:70:VAL:HG12	3:AC:71:ALA:N	2.04	0.73
11:AK:12:ARG:HH21	11:AK:14:VAL:HG12	1.54	0.73
20:AT:33:ILE:HD13	20:AT:62:LEU:CB	2.17	0.73
23:AV:30:G:O2'	23:AV:31:G:H5'	1.89	0.73
22:AW:15:G:H21	22:AW:59:U:H1'	1.51	0.73
25:BA:141:A:H8	25:BA:1408:C:HO2'	1.31	0.73
25:BA:1446:C:O2'	25:BA:1447:G:H5'	1.88	0.73
27:BC:36:LYS:HD3	27:BC:37:PHE:H	1.54	0.73
46:BZ:53:ILE:CG2	46:BZ:71:VAL:HB	2.19	0.73
2:CB:178:ARG:O	8:CH:71:GLY:HA2	1.89	0.73
2:CB:44:LEU:H	2:CB:44:LEU:HD12	1.52	0.73
19:CS:10:PHE:HZ	19:CS:70:LYS:HE2	1.53	0.73
25:DA:2583:G:H2'	25:DA:2584:U:H5'	1.71	0.73
25:DA:2864:G:C8	25:DA:2864:G:H5'	2.21	0.73
25:DA:549:G:O5'	25:DA:549:G:H8	1.72	0.73
32:DH:109:PHE:H	32:DH:109:PHE:HD1	1.37	0.73
40:DT:89:VAL:HG11	40:DT:91:ARG:NE	2.03	0.73

Continued on next page...

Continued from previous page...

Atom-1	Atom-2	Interatomic distance (Å)	Clash overlap (Å)
43:DW:59:VAL:HG12	43:DW:60:ASN:N	2.03	0.73
1:AA:1202:G:OP1	1:AA:1301:C:N4	2.20	0.73
1:AA:1262:U:H5'	1:AA:1263:C:OP2	1.89	0.73
1:AA:1318:G:H5''	1:AA:1319:G:OP1	1.88	0.73
11:AK:48:ILE:HG22	11:AK:49:GLY:H	1.54	0.73
25:BA:2463:C:C2'	25:BA:2464:C:C5'	2.66	0.73
31:BG:11:TYR:O	31:BG:16:ARG:HB2	1.88	0.73
32:BH:102:ALA:HB2	32:BH:117:PRO:HD3	1.71	0.73
37:BQ:64:ILE:HG23	37:BQ:106:VAL:HG12	1.70	0.73
45:BY:7:VAL:HB	45:BY:8:LYS:HZ2	1.54	0.73
1:CA:261:G:C5'	1:CA:262:C:C5	2.65	0.73
23:CV:70:C:H2'	23:CV:71:G:C8	2.23	0.73
47:D0:49:LYS:H	47:D0:80:HIS:HB3	1.51	0.73
25:DA:1019:U:H3	25:DA:1142(A):A:H62	1.34	0.73
25:DA:2814:C:O2'	52:D5:29:THR:HG21	1.89	0.73
25:DA:297:C:O2'	25:DA:298:G:H5'	1.87	0.73
25:DA:472:A:O2'	25:DA:508:G:N1	2.22	0.73
25:DA:914:C:C2'	25:DA:915:C:H5'	2.15	0.73
34:DN:58:ASP:C	34:DN:60:ILE:H	1.91	0.73
36:DP:23:PRO:O	36:DP:33:ARG:NH1	2.21	0.73
40:DT:55:ASN:CB	40:DT:58:ASN:OD1	2.36	0.73
14:AN:40:CYS:O	14:AN:44:LEU:HB3	1.89	0.73
25:BA:2419:U:OP1	55:B8:41:ILE:HD13	1.89	0.73
29:BE:30:PRO:HD3	29:BE:180:ASN:ND2	2.04	0.73
32:BH:109:PHE:H	32:BH:109:PHE:HD1	1.37	0.73
5:CE:80:ILE:HG22	8:CH:104:ARG:NH2	2.04	0.73
17:CQ:82:MET:O	17:CQ:86:GLU:HG2	1.89	0.73
22:CW:60:U:O2'	22:CW:61:C:C5	2.41	0.73
25:DA:1447:G:C8	25:DA:1447:G:C5'	2.68	0.73
25:DA:1717:G:C3'	25:DA:1718:G:H5''	2.19	0.73
25:DA:358:U:C2'	25:DA:359:A:H5'	2.19	0.73
29:DE:30:PRO:HD3	29:DE:180:ASN:ND2	2.04	0.73
45:DY:28:LYS:HZ2	45:DY:28:LYS:N	1.86	0.73
4:AD:31:CYS:C	4:AD:33:MET:H	1.92	0.73
9:AI:116:LYS:O	9:AI:118:LYS:N	2.21	0.73
13:AM:88:ARG:CG	13:AM:98:VAL:HG12	2.19	0.73
25:BA:651:G:H5''	55:B8:18:ALA:HB3	1.70	0.73
25:BA:614:U:H4'	25:BA:614(C):A:N6	2.03	0.73
26:BB:65:C:H41	26:BB:109:C:H2'	1.52	0.73
34:BN:55:VAL:HG22	34:BN:126:PRO:HA	1.71	0.73
39:BS:48:LEU:HD22	39:BS:82:ILE:HD11	1.71	0.73

Continued on next page...

Continued from previous page...

Atom-1	Atom-2	Interatomic distance (Å)	Clash overlap (Å)
41:BU:66:ASN:HB2	41:BU:76:TYR:HB2	1.70	0.73
2:CB:77:ALA:HB2	2:CB:211:ILE:HD12	1.71	0.73
3:CC:173:VAL:O	3:CC:175:LEU:HD12	1.89	0.73
4:CD:31:CYS:C	4:CD:33:MET:H	1.91	0.73
5:CE:144:THR:O	5:CE:148:VAL:HG23	1.89	0.73
5:CE:14:ARG:NH1	5:CE:129:ILE:HD11	2.03	0.73
5:CE:51:VAL:O	5:CE:55:VAL:HG23	1.89	0.73
8:CH:6:ILE:O	8:CH:10:LEU:HD12	1.89	0.73
22:CW:67:C:H2'	22:CW:68:C:H6	1.53	0.73
25:DA:1158:C:O2'	50:D3:32:GLN:CG	2.30	0.73
25:DA:1686:C:H5'	25:DA:1686:C:H6	1.52	0.73
25:DA:2585:U:O2'	25:DA:2586:C:H5'	1.89	0.73
29:DE:1:MET:HB2	29:DE:83:ASP:O	1.87	0.73
33:DI:68:LEU:CD2	33:DI:136:VAL:HG11	2.19	0.73
25:DA:1952:A:N6	35:DO:22:ILE:HD11	2.04	0.73
4:AD:146:ILE:HD12	4:AD:146:ILE:N	2.03	0.72
8:AH:11:THR:HG22	8:AH:15:ASN:HD21	1.53	0.72
22:AW:63:G:H2'	22:AW:64:A:O4'	1.89	0.72
1:AA:1036:C:N3	22:AY:34:G:H1'	2.02	0.72
25:BA:1993:U:H4'	29:BE:128:SER:OG	1.88	0.72
25:BA:528:A:H2	25:BA:2043:C:H4'	1.51	0.72
25:BA:613:G:H5'	25:BA:613:G:C8	2.24	0.72
25:BA:871:U:OP1	37:BQ:5:ARG:HG3	1.89	0.72
43:BW:59:VAL:HG12	43:BW:60:ASN:N	2.03	0.72
8:CH:86:ILE:HG21	8:CH:133:LEU:HD22	1.72	0.72
22:CW:20:U:H2'	22:CW:21:A:H4'	1.71	0.72
25:DA:528:A:H2	25:DA:2043:C:C5'	2.02	0.72
25:DA:613:G:C8	25:DA:613:G:H5'	2.24	0.72
34:DN:120:LEU:HD11	34:DN:122:VAL:HG23	1.71	0.72
37:DQ:64:ILE:HG23	37:DQ:106:VAL:HG12	1.71	0.72
40:DT:89:VAL:HG21	40:DT:91:ARG:CD	2.19	0.72
42:DV:49:THR:HG22	42:DV:50:PRO:HD2	1.69	0.72
1:AA:901:C:N4	1:AA:902:G:O6	2.22	0.72
2:AB:61:LEU:CD2	2:AB:68:ILE:HD11	2.19	0.72
22:AW:51:U:H2'	22:AW:52:G:C8	2.23	0.72
25:BA:1286:A:H2'	25:BA:1288:U:OP2	1.89	0.72
25:BA:587:C:H5'	36:BP:33:ARG:NH2	2.04	0.72
29:BE:154:LYS:HE3	29:BE:154:LYS:HA	1.71	0.72
29:BE:92:THR:O	29:BE:95:ILE:HD13	1.89	0.72
37:BQ:81:VAL:HG23	47:B0:7:LEU:HD21	1.70	0.72
45:BY:54:LYS:O	45:BY:55:TYR:HB2	1.89	0.72

Continued on next page...

Continued from previous page...

Atom-1	Atom-2	Interatomic distance (Å)	Clash overlap (Å)
2:CB:61:LEU:CD2	2:CB:68:ILE:HD11	2.17	0.72
9:CI:111:ARG:HG2	9:CI:112:LYS:N	2.04	0.72
23:CV:4:G:HO2'	23:CV:5:G:H8	1.37	0.72
22:CY:36:A:C2	24:CX:20:U:N3	2.57	0.72
25:DA:1231:G:H2'	25:DA:1232:G:C8	2.25	0.72
25:DA:2463:C:C2'	25:DA:2464:C:C5'	2.66	0.72
25:DA:271(S):G:H2'	25:DA:271(T):C:C5'	2.12	0.72
32:DH:19:VAL:HB	32:DH:44:VAL:HG13	1.71	0.72
7:AG:49:ILE:HG23	7:AG:53:LYS:HD2	1.70	0.72
8:AH:86:ILE:HG22	8:AH:87:SER:H	1.55	0.72
25:BA:1119:C:H2'	25:BA:1120:G:H8	1.54	0.72
25:BA:2305:A:N1	31:BG:154:GLY:N	2.37	0.72
31:BG:2:PRO:HG2	51:B4:51:TYR:CD2	2.22	0.72
1:CA:87:C:H2'	1:CA:88:G:H8	1.52	0.72
3:CC:70:VAL:HG12	3:CC:71:ALA:N	2.04	0.72
9:CI:10:ARG:HD3	9:CI:75:ASP:HB3	1.69	0.72
15:CO:82:ILE:O	15:CO:82:ILE:HD13	1.89	0.72
22:CW:34:G:O6	24:CX:13:A:N1	2.22	0.72
22:CW:4:C:H2'	22:CW:5:G:C8	2.24	0.72
49:D2:63:VAL:O	49:D2:66:GLU:HG2	1.89	0.72
25:DA:1719:G:O2'	25:DA:1720:U:H5'	1.89	0.72
25:DA:2134:A:H62	25:DA:2157:G:H1'	1.54	0.72
25:DA:314:A:HO2'	25:DA:315:G:H5'	1.53	0.72
13:CM:93:ARG:HD3	25:DA:888:C:H5'	0.73	0.72
28:DD:26:LYS:CE	28:DD:82:ILE:H	2.02	0.72
31:DG:110:ALA:C	31:DG:112:PRO:HD2	2.10	0.72
31:DG:146:TYR:O	31:DG:149:VAL:HG22	1.87	0.72
33:DI:145:VAL:HG12	33:DI:146:ALA:N	2.04	0.72
10:AJ:78:ASN:O	10:AJ:82:ILE:HG12	1.89	0.72
23:AV:55:U:H2'	23:AV:56:U:O4'	1.89	0.72
25:BA:1658:C:C2	25:BA:1659:U:C5	2.77	0.72
25:BA:1748:G:H8	25:BA:1748:G:H5'	1.54	0.72
25:BA:2308:G:H2'	25:BA:2309:A:C8	2.25	0.72
25:BA:2691:C:H5'	25:BA:2691:C:H6	1.55	0.72
31:BG:40:ASN:HB2	31:BG:91:ARG:HB2	1.69	0.72
33:BI:47:LEU:O	33:BI:50:ARG:HG3	1.90	0.72
36:BP:112:LEU:HD22	36:BP:113:LYS:N	2.04	0.72
38:BR:28:LEU:HD11	38:BR:116:LEU:HD21	1.69	0.72
12:CL:102:ARG:NE	12:CL:108:ALA:O	2.21	0.72
19:CS:40:ILE:HB	19:CS:67:VAL:O	1.88	0.72
24:CX:17:U:O5'	24:CX:17:U:H6	1.72	0.72

Continued on next page...

Continued from previous page...

Atom-1	Atom-2	Interatomic distance (Å)	Clash overlap (Å)
25:DA:1658:C:C2	25:DA:1659:U:C5	2.77	0.72
25:DA:395:U:H2'	25:DA:396:G:C8	2.24	0.72
25:DA:943:U:OP2	36:DP:38:GLN:CD	2.27	0.72
28:DD:181:GLU:HA	28:DD:272:ALA:CB	2.20	0.72
5:AE:144:THR:O	5:AE:148:VAL:HG23	1.89	0.72
5:AE:78:HIS:CD2	8:AH:104:ARG:NE	2.57	0.72
7:AG:150:ALA:HB2	11:AK:50:TYR:OH	1.89	0.72
22:AW:72:C:C2'	22:AW:73:A:H5'	2.18	0.72
22:AY:31:A:N1	22:AY:40:C:N4	2.36	0.72
25:BA:1719:G:O2'	25:BA:1720:U:H5'	1.88	0.72
25:BA:2463:C:C2'	25:BA:2464:C:H5''	2.20	0.72
28:BD:11:PRO:O	28:BD:13:ARG:N	2.21	0.72
33:BI:68:LEU:CD2	33:BI:136:VAL:HG11	2.19	0.72
33:BI:66:GLU:O	33:BI:70:GLU:HG2	1.88	0.72
42:BV:19:LYS:HB3	42:BV:94:LEU:O	1.88	0.72
1:CA:1327:A:N1	1:CA:1356:A:H5''	2.05	0.72
22:CW:33:U:O2'	22:CW:34:G:H5''	1.89	0.72
48:D1:7:ILE:HG22	48:D1:8:SER:N	2.03	0.72
25:DA:1045:A:H2'	25:DA:1045:A:N3	2.03	0.72
25:DA:1748:G:H8	25:DA:1748:G:H5'	1.54	0.72
25:DA:2306:C:H5'	25:DA:2307:G:O5'	1.90	0.72
25:DA:2308:G:H2'	25:DA:2309:A:C8	2.25	0.72
28:DD:7:LYS:O	28:DD:9:TYR:CD1	2.42	0.72
32:DH:18:GLU:HB2	32:DH:25:LYS:HG2	1.70	0.72
26:DB:92:C:OP1	37:DQ:19:GLY:CA	2.37	0.72
1:AA:1207:C:N4	13:AM:104:ARG:HD2	2.05	0.72
49:B2:40:SER:C	49:B2:42:GLY:H	1.92	0.72
49:B2:63:VAL:O	49:B2:66:GLU:HG2	1.89	0.72
25:BA:2134:A:H62	25:BA:2157:G:H1'	1.54	0.72
29:BE:199:ARG:HB2	29:BE:199:ARG:NH1	2.04	0.72
31:BG:64:THR:HG23	31:BG:65:GLY:H	1.55	0.72
33:BI:75:LEU:HD21	33:BI:105:HIS:CE1	2.23	0.72
34:BN:133:GLN:HG2	34:BN:135:PRO:HD3	1.70	0.72
35:BO:64:ARG:NH1	35:BO:81:ASP:OD2	2.21	0.72
5:CE:41:VAL:HG11	5:CE:113:ALA:N	2.05	0.72
7:CG:115:ARG:O	7:CG:118:VAL:HG22	1.88	0.72
9:CI:95:LYS:HD3	9:CI:96:LEU:N	2.04	0.72
13:CM:125:ARG:HG3	22:CY:38:A:O2'	1.89	0.72
20:CT:79:ARG:HG2	20:CT:83:ARG:HD2	1.71	0.72
23:CV:15:G:N2	23:CV:22:A:N3	2.38	0.72
25:DA:1651:G:H2'	25:DA:1652:A:C8	2.25	0.72

Continued on next page...

Continued from previous page...

Atom-1	Atom-2	Interatomic distance (Å)	Clash overlap (Å)
25:DA:2330:G:H2'	25:DA:2331:G:C5'	2.19	0.72
5:AE:39:GLY:O	5:AE:69:VAL:N	2.20	0.72
13:AM:123:ALA:HB2	22:AY:39:U:O4'	1.89	0.72
17:AQ:82:MET:O	17:AQ:86:GLU:HG2	1.89	0.72
25:BA:472:A:O2'	25:BA:508:G:N1	2.22	0.72
29:BE:110:GLY:HA2	29:BE:161:GLY:HA3	1.72	0.72
32:BH:18:GLU:HB2	32:BH:25:LYS:HG2	1.70	0.72
33:BI:87:LYS:CA	33:BI:122:GLU:HG2	2.19	0.72
36:BP:112:LEU:HD22	36:BP:113:LYS:H	1.54	0.72
36:BP:126:VAL:HG12	36:BP:148:LEU:HD11	1.71	0.72
40:BT:128:GLU:O	40:BT:130:ALA:N	2.23	0.72
2:CB:19:HIS:ND1	2:CB:20:GLU:HG2	2.05	0.72
5:CE:100:VAL:CG1	5:CE:118:ILE:CG2	2.64	0.72
7:CG:113:GLU:HB2	7:CG:119:ARG:CG	2.17	0.72
12:CL:28:LYS:HB2	12:CL:33:ARG:CZ	2.20	0.72
22:CW:3:C:H1'	22:CW:71:G:N2	2.05	0.72
25:DA:108:U:HO2'	25:DA:109:G:H5'	1.53	0.72
25:DA:1287:A:C5	25:DA:1288:U:O4	2.42	0.72
25:DA:1754:C:OP1	40:DT:96:ARG:NH1	2.23	0.72
25:DA:2320:A:C2	25:DA:2333:A:N7	2.57	0.72
25:DA:2348:U:H2'	25:DA:2349:G:C5'	2.15	0.72
25:DA:2675:A:O4'	35:DO:29:ASN:ND2	2.22	0.72
28:DD:11:PRO:O	28:DD:13:ARG:N	2.21	0.72
38:DR:74:LYS:HD2	38:DR:77:ARG:HH21	1.55	0.72
2:AB:91:PRO:CG	2:AB:155:LEU:HD23	2.19	0.72
2:AB:87:ARG:HD2	2:AB:87:ARG:O	1.89	0.72
8:AH:6:ILE:O	8:AH:10:LEU:HD12	1.89	0.72
13:AM:54:VAL:O	13:AM:58:GLU:HG2	1.90	0.72
15:AO:26:GLU:OE2	15:AO:77:ARG:HD2	1.89	0.72
19:AS:18:LYS:O	19:AS:22:LEU:HD23	1.89	0.72
23:AV:66:C:H6	23:AV:66:C:C5'	2.00	0.72
25:BA:1717:G:C3'	25:BA:1718:G:H5''	2.19	0.72
25:BA:2300:G:H22	25:BA:2317:C:C1'	2.02	0.72
25:BA:358:U:C2'	25:BA:359:A:H5'	2.19	0.72
25:BA:857:C:H5'	47:B0:77:ARG:HH22	1.55	0.72
28:BD:26:LYS:CE	28:BD:82:ILE:H	2.02	0.72
32:BH:13:LYS:CA	32:BH:13:LYS:HE2	2.19	0.72
11:CK:29:ILE:HD13	11:CK:44:SER:HB3	1.72	0.72
20:CT:26:ASN:HD22	20:CT:71:THR:CA	2.01	0.72
25:DA:1566:A:OP1	28:DD:211:ARG:NH1	2.23	0.72
25:DA:1713:U:O2'	25:DA:1714:G:H5'	1.90	0.72

Continued on next page...

Continued from previous page...

Atom-1	Atom-2	Interatomic distance (Å)	Clash overlap (Å)
29:DE:92:THR:O	29:DE:95:ILE:HD13	1.89	0.72
1:AA:953:G:N2	1:AA:1344:C:OP2	2.23	0.72
1:AA:451:C:H2'	1:AA:452:C:C6	2.24	0.72
2:AB:19:HIS:ND1	2:AB:20:GLU:HG2	2.05	0.72
2:AB:233:SER:OG	2:AB:234:PRO:HD2	1.90	0.72
22:AW:24:G:H2'	22:AW:25:C:H6	1.53	0.72
25:BA:1287:A:C5	25:BA:1288:U:O4	2.42	0.72
25:BA:1651:G:H2'	25:BA:1652:A:C8	2.25	0.72
25:BA:2391:G:H1'	25:BA:2429:G:H21	1.53	0.72
25:BA:610:G:N2	25:BA:619:G:H1'	2.05	0.72
31:BG:51:ARG:NE	31:BG:51:ARG:HA	2.05	0.72
33:BI:50:ARG:O	33:BI:54:GLN:HB2	1.90	0.72
35:BO:34:THR:N	35:BO:37:ASP:OD2	2.23	0.72
43:BW:95:ILE:O	43:BW:95:ILE:HG13	1.90	0.72
45:BY:42:VAL:HB	45:BY:65:ALA:HB3	1.72	0.72
1:CA:319:G:C5'	20:CT:70:SER:HB3	2.18	0.72
4:CD:33:MET:HE2	4:CD:37:PRO:HA	1.69	0.72
8:CH:109:ILE:HG12	8:CH:110:ALA:N	2.05	0.72
25:DA:379:G:N2	48:D1:42:GLN:OE1	2.22	0.72
53:D6:19:ARG:HG2	53:D6:20:ASN:N	2.03	0.72
25:DA:2463:C:C2'	25:DA:2464:C:H5''	2.20	0.72
32:DH:89:ILE:HD12	32:DH:90:LYS:O	1.88	0.72
37:DQ:66:ILE:HG22	37:DQ:104:PHE:CE2	2.25	0.72
1:CA:1425:G:O2'	40:DT:122:ASP:OD2	2.08	0.72
44:DX:12:VAL:CB	44:DX:17:ALA:HB1	2.17	0.72
2:AB:144:ARG:HA	2:AB:147:LYS:HB3	1.72	0.72
2:AB:75:LYS:HG2	2:AB:78:GLN:NE2	2.03	0.72
10:AJ:48:THR:HA	10:AJ:62:HIS:HB3	1.71	0.72
35:BO:75:SER:OG	40:BT:74:ARG:NH1	2.23	0.72
2:CB:87:ARG:HD2	2:CB:87:ARG:O	1.89	0.72
9:CI:16:ARG:O	9:CI:63:ILE:HG23	1.90	0.72
10:CJ:78:ASN:O	10:CJ:82:ILE:HG12	1.90	0.72
19:CS:20:LEU:O	19:CS:23:ASN:HB3	1.90	0.72
25:DA:915:C:H2'	25:DA:916:G:C8	2.23	0.72
29:DE:44:TYR:O	29:DE:45:THR:HB	1.90	0.72
32:DH:159:GLU:HG3	32:DH:160:LYS:N	2.04	0.72
32:DH:54:ARG:HG2	32:DH:54:ARG:NH1	2.05	0.72
32:DH:65:HIS:O	32:DH:69:ARG:HD3	1.90	0.72
35:DO:105:GLU:N	35:DO:105:GLU:OE1	2.23	0.72
2:AB:68:ILE:HD12	2:AB:161:ALA:HB3	1.71	0.71
8:AH:109:ILE:HG12	8:AH:110:ALA:N	2.05	0.71

Continued on next page...

Continued from previous page...

Atom-1	Atom-2	Interatomic distance (Å)	Clash overlap (Å)
12:AL:18:VAL:HG23	12:AL:19:ARG:H	1.55	0.71
22:AW:36:A:C6	22:AW:37:A:N7	2.57	0.71
25:BA:107:C:H2'	25:BA:108:U:H5'	1.69	0.71
25:BA:1713:U:O2'	25:BA:1714:G:H5'	1.90	0.71
25:BA:191:A:O2'	25:BA:192:C:H5'	1.90	0.71
31:BG:47:LYS:HE3	31:BG:81:LYS:HB2	1.72	0.71
1:CA:977:U:H2'	1:CA:978:A:C8	2.25	0.71
4:CD:170:VAL:CG1	4:CD:174:LEU:HB2	2.20	0.71
19:CS:6:LYS:HD2	19:CS:7:LYS:H	1.53	0.71
25:DA:2102:U:O2	25:DA:2187:G:N1	2.15	0.71
25:DA:2263:C:O2'	25:DA:2264:C:H5'	1.90	0.71
32:DH:159:GLU:HG3	32:DH:160:LYS:CG	2.20	0.71
33:DI:87:LYS:CA	33:DI:122:GLU:HG2	2.19	0.71
39:DS:74:ALA:HB1	39:DS:103:GLU:CB	2.20	0.71
1:AA:584:C:H2'	1:AA:585:A:C8	2.24	0.71
5:AE:70:PRO:HG2	5:AE:142:LEU:HB2	1.72	0.71
25:BA:2863:C:H2'	25:BA:2864:G:C5'	2.20	0.71
27:BC:36:LYS:HZ3	27:BC:36:LYS:HB2	1.55	0.71
30:BF:28:ILE:HG21	30:BF:116:ASP:HB2	1.70	0.71
37:BQ:66:ILE:HG22	37:BQ:104:PHE:CE2	2.25	0.71
1:CA:950:G:H3'	1:CA:951:A:H5''	1.72	0.71
2:CB:70:PHE:O	2:CB:93:VAL:HG22	1.88	0.71
20:CT:30:LYS:HZ2	20:CT:80:ARG:CZ	2.03	0.71
55:D8:6:THR:CG2	55:D8:63:PRO:HD3	2.21	0.71
25:DA:1799:G:N2	25:DA:1818:U:O2'	2.22	0.71
25:DA:2680:C:H5'	29:DE:189:PRO:HA	1.72	0.71
25:DA:941:A:H4'	36:DP:35:HIS:CE1	2.25	0.71
34:DN:55:VAL:HG22	34:DN:126:PRO:HA	1.71	0.71
25:DA:1666:G:O3'	35:DO:6:THR:HG23	1.89	0.71
36:DP:112:LEU:HD22	36:DP:113:LYS:H	1.54	0.71
36:DP:46:LYS:CB	36:DP:52:GLU:HG2	2.19	0.71
4:AD:170:VAL:CG1	4:AD:174:LEU:HB2	2.20	0.71
7:AG:116:ALA:O	7:AG:120:ILE:HG12	1.90	0.71
11:AK:22:HIS:HB3	11:AK:29:ILE:HG23	1.73	0.71
19:AS:40:ILE:HB	19:AS:67:VAL:O	1.90	0.71
52:B5:4:HIS:HB3	52:B5:5:PRO:HD3	1.72	0.71
25:BA:1879:C:H2'	25:BA:1880:C:C5'	2.13	0.71
25:BA:2107:C:N4	25:BA:2108:C:N4	2.38	0.71
25:BA:395:U:H2'	25:BA:396:G:C8	2.24	0.71
28:BD:35:LYS:HZ1	28:BD:103:ARG:HA	1.53	0.71
36:BP:50:ARG:O	36:BP:57:THR:CG2	2.32	0.71

Continued on next page...

Continued from previous page...

Atom-1	Atom-2	Interatomic distance (Å)	Clash overlap (Å)
40:BT:51:ARG:HG3	40:BT:98:LYS:HD3	1.72	0.71
23:CV:35:C:O2'	23:CV:36:A:H5'	1.90	0.71
47:D0:10:THR:HG22	47:D0:12:ASN:H	1.56	0.71
25:DA:2691:C:H6	25:DA:2691:C:H5'	1.55	0.71
25:DA:389:G:N1	36:DP:71:VAL:HG12	2.04	0.71
28:DD:9:TYR:CZ	28:DD:13:ARG:HD3	2.26	0.71
30:DF:46:ARG:HG3	30:DF:46:ARG:HH11	1.55	0.71
34:DN:48:MET:H	34:DN:48:MET:HE3	1.53	0.71
36:DP:99:LEU:HA	36:DP:102:ARG:HH22	1.54	0.71
25:DA:84:A:H5''	45:DY:9:LYS:HE3	1.72	0.71
1:AA:1156:G:H2'	1:AA:1157:A:C8	2.26	0.71
1:AA:1134:A:H5''	10:AJ:13:HIS:CD2	2.25	0.71
16:AP:26:ARG:HH11	16:AP:26:ARG:HB3	1.55	0.71
25:BA:2306:C:H5'	25:BA:2307:G:O5'	1.90	0.71
25:BA:664:C:H4'	25:BA:941:A:OP1	1.89	0.71
28:BD:181:GLU:HA	28:BD:272:ALA:CB	2.19	0.71
33:BI:58:LEU:HA	33:BI:61:ARG:CD	2.19	0.71
4:CD:108:LEU:HB3	4:CD:110:PHE:CE1	2.26	0.71
4:CD:153:ARG:HB3	4:CD:153:ARG:HH11	1.54	0.71
25:DA:1484:G:C3'	25:DA:1485:G:H5''	2.21	0.71
25:DA:191:A:O2'	25:DA:192:C:H5'	1.90	0.71
25:DA:2107:C:N4	25:DA:2108:C:N4	2.38	0.71
27:DC:36:LYS:HD3	27:DC:37:PHE:H	1.54	0.71
25:DA:1826:G:H4'	28:DD:242:ARG:HH21	1.53	0.71
29:DE:184:VAL:HG12	29:DE:185:LYS:N	2.03	0.71
40:DT:87:ASP:OD2	40:DT:90:GLN:NE2	2.23	0.71
45:DY:31:LEU:HD22	45:DY:31:LEU:N	2.05	0.71
1:AA:807:C:H2'	1:AA:808:G:H8	1.55	0.71
3:AC:9:GLY:HA2	3:AC:12:LEU:HD23	1.72	0.71
3:AC:15:THR:HG22	3:AC:16:ARG:N	2.06	0.71
8:AH:73:ASP:OD2	8:AH:75:ARG:HD3	1.90	0.71
9:AI:111:ARG:HG2	9:AI:112:LYS:N	2.06	0.71
21:AU:2:GLY:O	21:AU:4:GLY:N	2.23	0.71
25:BA:75:G:H4'	49:B2:55:ARG:HH11	1.55	0.71
25:BA:1464:C:HO2'	25:BA:1528:A:H8	0.75	0.71
25:BA:2109:U:H6	25:BA:2109:U:O5'	1.72	0.71
25:BA:2679:A:H4'	29:BE:165:VAL:HG11	1.71	0.71
25:BA:2239:G:P	28:BD:244:ARG:HH12	2.14	0.71
29:BE:184:VAL:HG12	29:BE:185:LYS:N	2.03	0.71
5:CE:69:VAL:HG21	5:CE:113:ALA:HB1	1.73	0.71
17:CQ:67:LYS:HA	17:CQ:70:ARG:HH12	1.54	0.71

Continued on next page...

Continued from previous page...

Atom-1	Atom-2	Interatomic distance (Å)	Clash overlap (Å)
25:DA:1876:A:H2'	25:DA:1877:A:C8	2.26	0.71
25:DA:790:C:H4'	25:DA:791:C:OP1	1.88	0.71
28:DD:7:LYS:O	28:DD:9:TYR:CE1	2.43	0.71
39:DS:92:TYR:O	39:DS:93:LYS:HB3	1.88	0.71
41:DU:91:ASP:CG	41:DU:96:ALA:HB2	2.10	0.71
5:AE:50:GLU:HG3	5:AE:52:PRO:HD2	1.72	0.71
10:AJ:49:VAL:O	10:AJ:60:ARG:HB3	1.91	0.71
13:AM:16:ASP:HB2	13:AM:27:LYS:NZ	2.06	0.71
25:BA:1484:G:C3'	25:BA:1485:G:H5''	2.21	0.71
30:BF:46:ARG:HH11	30:BF:46:ARG:HG3	1.55	0.71
25:BA:2415:G:O3'	36:BP:66:GLY:HA3	1.90	0.71
5:CE:8:GLU:HA	5:CE:34:VAL:HG22	1.73	0.71
11:CK:12:ARG:HH21	11:CK:14:VAL:HG12	1.55	0.71
20:CT:50:GLU:HA	20:CT:100:ILE:CG2	2.21	0.71
23:CV:34:U:H2'	23:CV:35:C:H3'	1.72	0.71
25:DA:1419:A:O2'	25:DA:1420:U:H5''	1.91	0.71
25:DA:2056:G:N2	52:D5:4:HIS:O	2.24	0.71
25:DA:2884:U:H1'	52:D5:52:TYR:OH	1.90	0.71
4:AD:108:LEU:HB3	4:AD:110:PHE:CE1	2.25	0.71
12:AL:84:LEU:HB2	12:AL:104:VAL:HG11	1.73	0.71
25:BA:1876:A:H2'	25:BA:1877:A:C8	2.26	0.71
25:BA:2390:U:C2'	25:BA:2391:G:C5'	2.69	0.71
25:BA:2583:G:H2'	25:BA:2584:U:H5'	1.71	0.71
25:BA:903:C:H2'	25:BA:904:C:C6	2.25	0.71
28:BD:16:MET:HE1	28:BD:208:LYS:HD2	1.73	0.71
25:BA:1665:A:O2'	35:BO:1:MET:N	2.24	0.71
38:BR:74:LYS:HD2	38:BR:77:ARG:HH21	1.55	0.71
25:BA:483:A:HO2'	45:BY:60:PHE:HZ	1.39	0.71
5:CE:101:ILE:H	5:CE:101:ILE:HD13	1.54	0.71
9:CI:53:VAL:HG21	9:CI:85:LEU:HD22	1.73	0.71
1:CA:672:C:OP1	11:CK:27:ASN:ND2	2.23	0.71
49:D2:43:GLN:O	49:D2:44:LEU:HD23	1.90	0.71
25:DA:1899:G:O2'	25:DA:1900:A:H5''	1.91	0.71
25:DA:2127:G:P	27:DC:36:LYS:HE2	2.31	0.71
31:DG:51:ARG:NE	31:DG:51:ARG:HA	2.05	0.71
7:AG:11:GLN:NE2	7:AG:12:LEU:H	1.88	0.71
20:AT:43:LEU:HD13	20:AT:51:GLU:HG3	1.72	0.71
55:B8:30:ARG:HA	55:B8:30:ARG:HE	1.56	0.71
25:BA:2062:A:O2'	25:BA:2063:C:H5'	1.91	0.71
25:BA:2516:G:O2'	25:BA:2517:C:C5'	2.39	0.71
25:BA:2585:U:O2'	25:BA:2586:C:H5'	1.89	0.71

Continued on next page...

Continued from previous page...

Atom-1	Atom-2	Interatomic distance (Å)	Clash overlap (Å)
36:BP:6:LEU:HG	36:BP:9:ASN:ND2	2.01	0.71
42:BV:49:THR:HG22	42:BV:50:PRO:HD2	1.71	0.71
43:BW:61:ASN:N	43:BW:61:ASN:HD22	1.89	0.71
2:CB:233:SER:OG	2:CB:234:PRO:HD2	1.91	0.71
25:DA:2863:C:H2'	25:DA:2864:G:C5'	2.20	0.71
25:DA:286:C:H2'	25:DA:287:C:H5''	1.72	0.71
25:DA:349:G:N2	25:DA:350:U:O2	2.23	0.71
33:DI:2:LYS:HD2	33:DI:20:ASP:HB3	1.72	0.71
23:AV:30:G:H22	23:AV:43:G:H1'	1.56	0.71
47:B0:46:LYS:HB3	47:B0:47:PRO:HD2	1.73	0.71
55:B8:6:THR:CG2	55:B8:63:PRO:HD3	2.21	0.71
25:BA:1278:A:H5''	38:BR:36:THR:HG22	1.73	0.71
25:BA:1436:G:H3'	25:BA:1437:C:H5''	1.73	0.71
25:BA:1658:C:OP1	29:BE:132:HIS:ND1	2.24	0.71
25:BA:2015:A:C1'	52:B5:2:ALA:HA	2.21	0.71
33:BI:56:LYS:HG3	33:BI:57:ARG:N	2.06	0.71
37:BQ:47:ILE:HG22	37:BQ:48:GLU:N	2.05	0.71
37:BQ:39:PRO:HA	37:BQ:97:VAL:O	1.91	0.71
41:BU:91:ASP:CG	41:BU:96:ALA:HB2	2.11	0.71
5:CE:50:GLU:HG3	5:CE:52:PRO:HD2	1.73	0.71
10:CJ:32:ALA:H	10:CJ:76:ASN:HB3	1.56	0.71
16:CP:26:ARG:HH11	16:CP:26:ARG:HB3	1.55	0.71
49:D2:7:ARG:HH11	49:D2:7:ARG:HG2	1.55	0.71
25:DA:2518:A:H5'	25:DA:2518:A:C8	2.26	0.71
28:DD:71:ASP:HB2	28:DD:103:ARG:HH22	1.56	0.71
37:DQ:21:THR:C	37:DQ:23:GLY:H	1.92	0.71
37:DQ:47:ILE:HG22	37:DQ:48:GLU:N	2.06	0.71
45:DY:95:LYS:HG2	45:DY:100:ALA:HA	1.72	0.71
9:AI:16:ARG:O	9:AI:63:ILE:HG23	1.91	0.71
13:AM:57:ARG:HH12	51:B4:60:GLU:HA	1.56	0.71
13:AM:69:GLU:HA	13:AM:69:GLU:OE1	1.90	0.71
25:BA:1230:C:H2'	25:BA:1231:G:H8	1.56	0.71
25:BA:349:G:N2	25:BA:350:U:O2	2.23	0.71
34:BN:120:LEU:HD11	34:BN:122:VAL:HG23	1.71	0.71
25:BA:1952:A:C6	35:BO:22:ILE:HD12	2.25	0.71
36:BP:52:GLU:CD	36:BP:54:GLY:H	1.94	0.71
39:BS:13:ARG:O	39:BS:15:ARG:HG2	1.91	0.71
54:D7:43:THR:HG23	54:D7:44:PRO:HD2	1.72	0.71
25:DA:1803:A:O2'	28:DD:259:THR:HG21	1.90	0.71
39:DS:93:LYS:HG3	39:DS:93:LYS:O	1.91	0.71
41:DU:91:ASP:OD1	41:DU:96:ALA:HB2	1.91	0.71

Continued on next page...

Continued from previous page...

Atom-1	Atom-2	Interatomic distance (Å)	Clash overlap (Å)
45:DY:87:LYS:HG3	45:DY:88:LYS:N	2.06	0.71
5:AE:69:VAL:CG2	5:AE:113:ALA:HB1	2.21	0.70
2:AB:178:ARG:HD2	8:AH:71:GLY:C	2.12	0.70
13:AM:88:ARG:CG	13:AM:98:VAL:CG1	2.69	0.70
48:B1:40:ARG:C	48:B1:40:ARG:HD3	2.12	0.70
50:B3:4:LEU:HD12	50:B3:39:ASP:OD1	1.91	0.70
52:B5:4:HIS:HB3	52:B5:5:PRO:CD	2.21	0.70
53:B6:47:THR:CB	53:B6:49:HIS:CE1	2.74	0.70
54:B7:43:THR:HG23	54:B7:44:PRO:HD2	1.72	0.70
25:BA:1231:G:H2'	25:BA:1232:G:C8	2.25	0.70
33:BI:2:LYS:HD2	33:BI:20:ASP:HB3	1.72	0.70
35:BO:88:ASN:HD21	35:BO:90:GLN:HB2	1.56	0.70
1:CA:342:U:H2'	1:CA:343:G:O4'	1.91	0.70
10:CJ:40:LEU:HG	10:CJ:69:ASN:HB3	1.71	0.70
10:CJ:48:THR:HA	10:CJ:62:HIS:HB3	1.72	0.70
19:CS:10:PHE:CZ	19:CS:39:THR:OG1	2.44	0.70
25:DA:97:C:H5''	49:D2:2:LYS:CB	2.20	0.70
52:D5:4:HIS:HB3	52:D5:5:PRO:HD3	1.72	0.70
25:DA:1119:C:H2'	25:DA:1120:G:H8	1.54	0.70
25:DA:903:C:H2'	25:DA:904:C:C6	2.25	0.70
31:DG:161:THR:CG2	31:DG:163:ALA:H	2.04	0.70
33:DI:72:LEU:HD12	33:DI:138:ILE:HD13	1.73	0.70
3:AC:206:GLU:O	3:AC:208:ILE:N	2.24	0.70
5:AE:12:LEU:HD13	5:AE:13:ILE:N	2.06	0.70
1:AA:855:G:H5'	8:AH:89:PRO:HG2	1.71	0.70
10:AJ:32:ALA:H	10:AJ:76:ASN:HB3	1.56	0.70
13:AM:70:LEU:O	13:AM:70:LEU:CD2	2.37	0.70
13:AM:93:ARG:NH1	25:BA:888:C:H4'	2.07	0.70
23:AV:66:C:H5''	23:AV:66:C:C6	2.15	0.70
49:B2:14:ARG:HH11	49:B2:14:ARG:HG3	1.55	0.70
25:BA:1419:A:O2'	25:BA:1420:U:H5''	1.91	0.70
25:BA:1717:G:H3'	25:BA:1718:G:H5''	1.73	0.70
32:BH:65:HIS:O	32:BH:69:ARG:HD3	1.90	0.70
33:BI:129:THR:HA	33:BI:137:PRO:HA	1.73	0.70
2:CB:144:ARG:HA	2:CB:147:LYS:HB3	1.71	0.70
4:CD:63:LYS:HD2	4:CD:198:VAL:HG23	1.71	0.70
23:CV:57:C:N4	31:DG:83:ARG:HH21	1.87	0.70
29:DE:110:GLY:HA2	29:DE:161:GLY:HA3	1.72	0.70
33:DI:54:GLN:O	33:DI:57:ARG:N	2.24	0.70
34:DN:58:ASP:O	34:DN:60:ILE:N	2.23	0.70
37:DQ:27:VAL:H	37:DQ:137:TYR:HE1	1.39	0.70

Continued on next page...

Continued from previous page...

Atom-1	Atom-2	Interatomic distance (Å)	Clash overlap (Å)
40:DT:89:VAL:CG2	40:DT:91:ARG:CD	2.68	0.70
4:AD:153:ARG:HB3	4:AD:153:ARG:HH11	1.55	0.70
4:AD:28:SER:O	4:AD:30:LYS:N	2.25	0.70
26:BB:41:U:C2	31:BG:70:VAL:HG23	2.26	0.70
33:BI:13:GLY:O	33:BI:17:GLN:NE2	2.21	0.70
33:BI:57:ARG:O	33:BI:60:GLU:CB	2.38	0.70
36:BP:144:GLU:N	36:BP:145:PRO:HD3	2.06	0.70
39:BS:28:VAL:HB	39:BS:89:ARG:HG2	1.74	0.70
44:BX:27:THR:CG2	44:BX:80:ILE:HB	2.15	0.70
2:CB:95:GLN:HE21	2:CB:147:LYS:HG2	1.56	0.70
5:CE:100:VAL:HG13	5:CE:118:ILE:HG22	1.71	0.70
20:CT:50:GLU:HA	20:CT:100:ILE:CG1	2.17	0.70
50:D3:4:LEU:HD21	50:D3:56:VAL:CG1	2.22	0.70
56:D9:2:LYS:HD2	56:D9:3:VAL:HG23	1.72	0.70
25:DA:2062:A:O2'	25:DA:2063:C:H5'	1.90	0.70
25:DA:2390:U:C2'	25:DA:2391:G:C5'	2.69	0.70
25:DA:2516:G:O2'	25:DA:2517:C:C5'	2.39	0.70
13:CM:93:ARG:HG3	25:DA:888:C:P	2.30	0.70
31:DG:47:LYS:HE3	31:DG:81:LYS:HB2	1.72	0.70
7:AG:23:VAL:HG13	7:AG:43:PHE:HE2	1.55	0.70
22:AW:9:A:C8	22:AW:46:G:N2	2.59	0.70
22:AW:55:U:H5	22:AW:58:A:OP2	1.74	0.70
25:BA:2263:C:O2'	25:BA:2264:C:H5'	1.90	0.70
25:BA:286:C:H2'	25:BA:287:C:H5''	1.72	0.70
25:BA:2892:A:H2'	25:BA:2893:G:H4'	1.74	0.70
35:BO:11:ALA:O	35:BO:99:PHE:N	2.24	0.70
36:BP:48:PRO:HG2	36:BP:49:ARG:H	1.56	0.70
45:BY:31:LEU:HD22	45:BY:31:LEU:N	2.05	0.70
4:CD:9:CYS:SG	4:CD:22:LYS:HD2	2.32	0.70
5:CE:100:VAL:CG2	5:CE:118:ILE:HG22	2.22	0.70
11:CK:21:ILE:HG13	11:CK:30:VAL:HG12	1.74	0.70
13:CM:123:ALA:HB2	22:CY:39:U:O4'	1.90	0.70
25:DA:2753:A:O2'	25:DA:2754:U:H5'	1.92	0.70
31:DG:113:ARG:HH22	51:D4:61:VAL:HG12	1.57	0.70
31:DG:64:THR:HG23	31:DG:65:GLY:H	1.55	0.70
33:DI:54:GLN:O	33:DI:58:LEU:N	2.23	0.70
33:DI:79:ILE:HG21	33:DI:81:VAL:HG23	1.73	0.70
36:DP:144:GLU:N	36:DP:145:PRO:HD3	2.06	0.70
1:AA:1425:G:H2'	40:BT:118:ARG:HD2	1.73	0.70
4:AD:9:CYS:SG	4:AD:22:LYS:HD2	2.31	0.70
5:AE:8:GLU:HA	5:AE:34:VAL:HG22	1.73	0.70

Continued on next page...

Continued from previous page...

Atom-1	Atom-2	Interatomic distance (Å)	Clash overlap (Å)
23:AV:34:U:H2'	23:AV:35:C:H3'	1.72	0.70
25:BA:1755:A:P	40:BT:113:LYS:NZ	2.64	0.70
31:BG:161:THR:CG2	31:BG:163:ALA:H	2.04	0.70
32:BH:30:LYS:HZ2	32:BH:81:GLU:HG2	1.57	0.70
33:BI:47:LEU:HA	33:BI:50:ARG:HE	1.56	0.70
41:BU:92:ARG:HH22	41:BU:94:ASN:HD22	1.39	0.70
25:BA:1221:C:OP1	42:BV:68:LYS:HE3	1.91	0.70
42:BV:69:LYS:HA	42:BV:88:ARG:HG2	1.73	0.70
43:BW:50:VAL:HG13	43:BW:51:LEU:N	2.06	0.70
45:BY:95:LYS:HE2	45:BY:100:ALA:HB2	1.73	0.70
3:CC:206:GLU:O	3:CC:208:ILE:N	2.24	0.70
7:CG:79:ARG:HH11	7:CG:79:ARG:HG3	1.55	0.70
15:CO:16:ALA:HB1	15:CO:21:ASP:HB3	1.73	0.70
28:DD:31:LYS:O	28:DD:35:LYS:HB2	1.92	0.70
31:DG:113:ARG:NH2	51:D4:61:VAL:HG12	2.05	0.70
33:DI:58:LEU:HD12	33:DI:61:ARG:NE	2.06	0.70
34:DN:58:ASP:O	34:DN:60:ILE:HG13	1.92	0.70
36:DP:126:VAL:HG12	36:DP:148:LEU:HD11	1.71	0.70
36:DP:146:VAL:O	36:DP:148:LEU:HG	1.92	0.70
40:DT:89:VAL:HG21	40:DT:91:ARG:HD2	1.72	0.70
43:DW:95:ILE:O	43:DW:95:ILE:HG13	1.90	0.70
6:AF:17:SER:O	6:AF:21:LEU:HD23	1.92	0.70
16:AP:20:VAL:HG21	16:AP:32:TYR:CB	2.21	0.70
19:AS:43:GLU:C	19:AS:45:VAL:H	1.93	0.70
49:B2:43:GLN:O	49:B2:44:LEU:CB	2.37	0.70
25:BA:2753:A:O2'	25:BA:2754:U:H5'	1.92	0.70
25:BA:614(C):A:O2'	25:BA:615:G:C5'	2.40	0.70
28:BD:31:LYS:O	28:BD:35:LYS:HB2	1.92	0.70
33:BI:72:LEU:HD12	33:BI:138:ILE:HD13	1.73	0.70
39:BS:106:ARG:HD2	39:BS:107:GLU:O	1.92	0.70
1:CA:290:C:C2'	1:CA:291:U:O5'	2.40	0.70
1:CA:822:U:O2	1:CA:822:U:C2'	2.39	0.70
3:CC:7:PRO:O	3:CC:11:ARG:HG2	1.92	0.70
11:CK:22:HIS:HB3	11:CK:29:ILE:HG23	1.72	0.70
22:CW:5:G:N2	22:CW:69:G:C2	2.59	0.70
25:DA:1436:G:H3'	25:DA:1437:C:H5''	1.73	0.70
25:DA:2685:G:H5'	35:DO:68:GLU:HG3	1.74	0.70
25:DA:310:A:OP1	45:DY:18:GLY:CA	2.38	0.70
25:DA:610:G:N2	25:DA:619:G:H1'	2.05	0.70
25:DA:858:U:O2'	25:DA:859:G:C5	2.44	0.70
31:DG:43:LEU:HB2	31:DG:88:ILE:CG1	2.21	0.70

Continued on next page...

Continued from previous page...

Atom-1	Atom-2	Interatomic distance (Å)	Clash overlap (Å)
36:DP:45:LEU:HD23	36:DP:46:LYS:N	2.06	0.70
40:DT:58:ASN:C	40:DT:58:ASN:OD1	2.30	0.70
40:DT:89:VAL:CG2	40:DT:91:ARG:HD2	2.20	0.70
5:AE:45:PHE:HE2	5:AE:129:ILE:HD13	1.55	0.70
6:AF:35:ALA:HA	6:AF:67:MET:HB3	1.73	0.70
7:AG:115:ARG:O	7:AG:118:VAL:HG22	1.91	0.70
1:AA:1323:C:H1'	9:AI:124:GLN:HE21	1.55	0.70
13:AM:10:PRO:CB	13:AM:18:ALA:HB1	2.22	0.70
14:AN:13:THR:N	14:AN:14:PRO:CD	2.53	0.70
25:BA:1025:G:OP1	25:BA:1025:G:H8	1.75	0.70
25:BA:1771:C:H2'	25:BA:1772:G:H5'	1.74	0.70
25:BA:2518:A:C8	25:BA:2518:A:H5'	2.26	0.70
25:BA:863:A:H2'	25:BA:864:G:H8	1.56	0.70
25:BA:2126:A:H5''	27:BC:36:LYS:HG2	1.73	0.70
31:BG:43:LEU:HB2	31:BG:88:ILE:CG1	2.20	0.70
33:BI:79:ILE:HG21	33:BI:81:VAL:HG23	1.73	0.70
36:BP:146:VAL:O	36:BP:148:LEU:HG	1.92	0.70
1:CA:453:G:O6	1:CA:455:C:H5''	1.91	0.70
1:CA:1088:G:H5''	3:CC:172:ARG:HG2	1.73	0.70
7:CG:76:ARG:HH11	7:CG:76:ARG:HG2	1.57	0.70
8:CH:86:ILE:HG22	8:CH:87:SER:N	2.05	0.70
47:D0:46:LYS:HB3	47:D0:47:PRO:HD2	1.73	0.70
49:D2:14:ARG:HG3	49:D2:14:ARG:HH11	1.55	0.70
25:DA:195:A:OP1	36:DP:46:LYS:HE2	1.92	0.70
25:DA:2468:G:OP1	37:DQ:119:ARG:NH2	2.25	0.70
25:DA:2892:A:H2'	25:DA:2893:G:H4'	1.74	0.70
25:DA:760:G:H5''	25:DA:760:G:C8	2.27	0.70
29:DE:101:ARG:HH21	29:DE:171:GLU:CA	2.05	0.70
33:DI:88:ILE:HD13	33:DI:88:ILE:N	2.06	0.70
3:AC:70:VAL:HG12	3:AC:72:LYS:H	1.56	0.70
8:AH:23:SER:HA	8:AH:63:LEU:HD22	1.73	0.70
16:AP:74:LEU:O	16:AP:79:VAL:HG23	1.92	0.70
20:AT:50:GLU:HA	20:AT:100:ILE:CG1	2.19	0.70
25:BA:1952:A:N6	25:BA:1953:A:N6	2.40	0.70
25:BA:2196:C:O2'	25:BA:2197:U:H5'	1.92	0.70
25:BA:2579:C:O3'	29:BE:131:ALA:HB2	1.92	0.70
25:BA:608:A:OP1	30:BF:100:THR:HG21	1.91	0.70
28:BD:27:THR:HG21	28:BD:83:GLU:HG2	1.74	0.70
32:BH:159:GLU:HG3	32:BH:160:LYS:CG	2.20	0.70
25:BA:1755:A:P	40:BT:113:LYS:HZ1	2.15	0.70
1:CA:721:C:H5''	6:CF:69:GLU:HB2	1.72	0.70

Continued on next page...

Continued from previous page...

Atom-1	Atom-2	Interatomic distance (Å)	Clash overlap (Å)
8:CH:86:ILE:HG12	8:CH:135:CYS:HA	1.74	0.70
3:AC:79:ARG:HH11	11:CK:99:GLN:CB	2.02	0.70
19:CS:43:GLU:C	19:CS:45:VAL:H	1.94	0.70
22:CW:58:A:C2	22:CW:61:C:N3	2.60	0.70
52:D5:4:HIS:HB3	52:D5:5:PRO:CD	2.21	0.70
36:DP:61:ARG:HH11	55:D8:13:ARG:HD2	1.56	0.70
25:DA:1025:G:H8	25:DA:1025:G:OP1	1.75	0.70
25:DA:614(C):A:O2'	25:DA:615:G:C5'	2.40	0.70
29:DE:154:LYS:HA	29:DE:154:LYS:HE3	1.71	0.70
34:DN:17:ASP:OD1	34:DN:56:ASN:HB3	1.91	0.70
39:DS:48:LEU:HD22	39:DS:82:ILE:HD11	1.71	0.70
41:DU:104:GLN:HB3	42:DV:44:LYS:HZ1	1.57	0.70
1:AA:1050:G:H8	1:AA:1050:G:O5'	1.74	0.70
1:AA:1156:G:H2'	1:AA:1157:A:H8	1.55	0.70
1:AA:338:U:H5''	1:AA:339:A:N7	2.06	0.70
1:AA:6:G:H4'	1:AA:293:A:H4'	1.74	0.70
2:AB:77:ALA:HB2	2:AB:211:ILE:HD12	1.74	0.70
3:AC:150:LYS:HA	3:AC:169:ALA:HB2	1.74	0.70
15:AO:7:GLU:O	15:AO:10:LYS:HG3	1.92	0.70
53:B6:19:ARG:HG2	53:B6:20:ASN:N	2.03	0.70
25:BA:2100:G:H1	25:BA:2189:U:H3	1.38	0.70
25:BA:2122:U:H2'	25:BA:2123:G:C8	2.27	0.70
28:BD:71:ASP:HB2	28:BD:103:ARG:HH22	1.56	0.70
25:BA:2680:C:H5'	29:BE:189:PRO:HA	1.74	0.70
29:BE:45:THR:HG22	29:BE:83:ASP:HA	1.73	0.70
38:BR:28:LEU:C	38:BR:28:LEU:HD13	2.12	0.70
42:BV:49:THR:CG2	42:BV:50:PRO:HD2	2.20	0.70
4:AD:196:LEU:HA	6:CF:16:GLN:HG3	1.74	0.70
7:CG:11:GLN:NE2	7:CG:12:LEU:H	1.90	0.70
9:CI:118:LYS:CB	9:CI:118:LYS:NZ	2.54	0.70
14:CN:13:THR:N	14:CN:14:PRO:CD	2.55	0.70
10:CJ:49:VAL:CG2	14:CN:41:ARG:HB2	2.16	0.70
1:CA:319:G:OP1	20:CT:70:SER:HB2	1.92	0.70
20:CT:26:ASN:ND2	20:CT:71:THR:HA	2.02	0.70
22:CW:21:A:C6	22:CW:46:G:C4	2.80	0.70
25:DA:1129:A:H4'	25:DA:2516:G:H5''	1.73	0.70
25:DA:2897:U:H2'	25:DA:2897:U:O2	1.92	0.70
37:DQ:19:GLY:O	37:DQ:20:ALA:HB3	1.90	0.70
1:AA:1148:G:N2	1:AA:1151:A:OP2	2.23	0.70
1:AA:78:G:H22	1:AA:85:U:H4'	1.57	0.70
1:AA:960:A:C2	1:AA:961:C:C6	2.79	0.70

Continued on next page...

Continued from previous page...

Atom-1	Atom-2	Interatomic distance (Å)	Clash overlap (Å)
1:AA:626:C:H5'	8:AH:31:PHE:CD1	2.27	0.70
52:B5:45:VAL:HG13	52:B5:50:GLY:HA2	1.73	0.70
56:B9:2:LYS:HD2	56:B9:3:VAL:HG23	1.72	0.70
25:BA:1171:G:H5''	25:BA:1173:G:H4'	1.74	0.70
25:BA:174:C:H3'	25:BA:175:G:H5''	1.74	0.70
25:BA:2103:C:C2'	25:BA:2104:G:H5''	2.22	0.70
25:BA:2320:A:C2	25:BA:2333:A:C8	2.80	0.70
28:BD:28:GLU:H	28:BD:29:PRO:CD	2.05	0.70
33:BI:94:ALA:HB1	33:BI:111:PRO:CB	2.22	0.70
34:BN:17:ASP:OD1	34:BN:56:ASN:HB3	1.91	0.70
36:BP:6:LEU:H	36:BP:6:LEU:HD23	1.57	0.70
45:BY:16:ALA:HB1	45:BY:21:LYS:HZ3	1.54	0.70
45:BY:8:LYS:HD2	45:BY:8:LYS:N	2.04	0.70
1:CA:1302:C:H5''	1:CA:1303:C:H5''	1.74	0.70
6:CF:17:SER:O	6:CF:21:LEU:HD23	1.92	0.70
6:CF:82:ARG:HB3	6:CF:82:ARG:HH11	1.57	0.70
7:CG:23:VAL:HG13	7:CG:43:PHE:HE2	1.56	0.70
9:CI:97:LYS:HB3	9:CI:98:PRO:HD3	1.74	0.70
55:D8:30:ARG:HA	55:D8:30:ARG:HE	1.56	0.70
25:DA:2391:G:H1'	25:DA:2429:G:H21	1.53	0.70
38:DR:28:LEU:C	38:DR:28:LEU:HD13	2.12	0.70
39:DS:67:ARG:HH12	39:DS:100:ALA:HB3	1.57	0.70
39:DS:97:ARG:HH21	39:DS:98:VAL:CA	1.93	0.70
5:AE:126:ARG:NH1	5:AE:126:ARG:HG3	2.06	0.69
20:AT:33:ILE:CD1	20:AT:62:LEU:HB3	2.21	0.69
25:BA:521:G:H2'	25:BA:522:G:H8	1.57	0.69
29:BE:44:TYR:O	29:BE:45:THR:HB	1.90	0.69
25:BA:2303:G:N3	31:BG:132:ASN:ND2	2.40	0.69
37:BQ:109:VAL:HG13	37:BQ:113:GLN:OE1	1.92	0.69
38:BR:4:LEU:O	38:BR:4:LEU:HD13	1.91	0.69
41:BU:92:ARG:HH21	41:BU:95:LEU:HG	1.56	0.69
46:BZ:166:SER:HB2	46:BZ:168:GLU:N	2.07	0.69
1:CA:733:G:N3	15:CO:23:GLY:HA3	2.07	0.69
8:CH:89:PRO:HA	8:CH:92:ARG:HH11	1.57	0.69
13:CM:100:GLY:O	13:CM:101:GLN:CG	2.40	0.69
47:D0:53:MET:HB3	47:D0:59:LEU:HD23	1.73	0.69
25:DA:1819:A:H4'	25:DA:1820:U:C5'	2.22	0.69
25:DA:1952:A:N6	25:DA:1953:A:N6	2.40	0.69
25:DA:2103:C:C2'	25:DA:2104:G:H5''	2.22	0.69
30:DF:24:LEU:O	30:DF:26:ALA:N	2.25	0.69
33:DI:13:GLY:O	33:DI:17:GLN:NE2	2.21	0.69

Continued on next page...

Continued from previous page...

Atom-1	Atom-2	Interatomic distance (Å)	Clash overlap (Å)
25:DA:2415:G:O3'	36:DP:66:GLY:HA3	1.91	0.69
37:DQ:14:ARG:HG2	37:DQ:41:TRP:HH2	1.57	0.69
46:DZ:177:PRO:O	46:DZ:178:GLU:HG2	1.92	0.69
5:AE:68:GLU:O	5:AE:70:PRO:HD3	1.92	0.69
25:BA:2392:A:OP1	55:B8:32:LEU:CD2	2.40	0.69
25:BA:1899:G:O2'	25:BA:1900:A:H5''	1.91	0.69
31:BG:9:ARG:HH11	31:BG:9:ARG:HG2	1.57	0.69
33:BI:130:TYR:HB3	33:BI:136:VAL:HG13	1.73	0.69
36:BP:58:THR:HG21	55:B8:56:GLU:OE1	1.92	0.69
39:BS:27:SER:HA	39:BS:88:ASP:HB3	1.74	0.69
29:BE:11:MET:C	40:BT:8:LYS:HZ1	1.94	0.69
46:BZ:137:ILE:HD13	46:BZ:156:LYS:O	1.92	0.69
1:CA:1404:G:O3'	35:DO:49:ARG:NH1	2.25	0.69
1:CA:954:A:O2'	1:CA:958:U:N3	2.23	0.69
8:CH:11:THR:HG22	8:CH:15:ASN:ND2	2.07	0.69
12:CL:18:VAL:HG23	12:CL:19:ARG:H	1.57	0.69
25:DA:1615:C:O2'	25:DA:1616:A:H5''	1.91	0.69
29:DE:32:PRO:HB3	29:DE:69:LYS:HB3	1.74	0.69
32:DH:13:LYS:CE	32:DH:13:LYS:HA	2.20	0.69
39:DS:28:VAL:HB	39:DS:89:ARG:HG2	1.73	0.69
25:DA:1187:G:H5''	42:DV:81:TYR:CE2	2.27	0.69
45:DY:54:LYS:C	45:DY:55:TYR:CG	2.64	0.69
1:AA:1414:G:OP2	40:BT:108:ARG:NH2	2.24	0.69
1:AA:939:C:H2'	1:AA:940:G:C8	2.24	0.69
4:AD:33:MET:CE	4:AD:37:PRO:HA	2.21	0.69
8:AH:20:TYR:HA	8:AH:65:TYR:CE2	2.27	0.69
10:AJ:40:LEU:HG	10:AJ:69:ASN:HB3	1.72	0.69
1:AA:672:C:OP1	11:AK:27:ASN:ND2	2.25	0.69
13:AM:108:ARG:N	13:AM:108:ARG:HD2	2.06	0.69
23:AV:30:G:N2	23:AV:43:G:H1'	2.07	0.69
47:B0:10:THR:HG22	47:B0:12:ASN:H	1.56	0.69
25:BA:1805:U:O2	28:BD:50:THR:HB	1.92	0.69
25:BA:71:A:OP2	25:BA:71:A:C8	2.44	0.69
27:BC:86:ALA:HB1	27:BC:94:VAL:HG11	1.74	0.69
39:BS:74:ALA:HB1	39:BS:103:GLU:CB	2.20	0.69
39:BS:93:LYS:O	39:BS:93:LYS:HG3	1.91	0.69
45:BY:95:LYS:HG2	45:BY:100:ALA:HA	1.72	0.69
5:CE:31:LEU:CD1	5:CE:43:LEU:HD11	2.22	0.69
50:D3:56:VAL:CG1	50:D3:57:GLU:H	1.98	0.69
25:DA:1344:G:C4	25:DA:1385:G:C8	2.79	0.69
26:DB:83:G:C6	26:DB:84:C:N4	2.60	0.69

Continued on next page...

Continued from previous page...

Atom-1	Atom-2	Interatomic distance (Å)	Clash overlap (Å)
28:DD:147:LEU:HD13	28:DD:155:LEU:HD11	1.73	0.69
29:DE:11:MET:C	40:DT:8:LYS:HZ1	1.95	0.69
37:DQ:21:THR:O	37:DQ:23:GLY:N	2.25	0.69
37:DQ:54:MET:HG2	37:DQ:64:ILE:HG21	1.75	0.69
39:DS:13:ARG:O	39:DS:15:ARG:HG2	1.91	0.69
40:DT:29:ARG:NE	40:DT:29:ARG:HA	2.06	0.69
43:DW:88:ARG:HB2	43:DW:92:ARG:HB3	1.74	0.69
2:AB:95:GLN:HE21	2:AB:147:LYS:HG2	1.55	0.69
8:AH:86:ILE:HG21	8:AH:133:LEU:HD22	1.73	0.69
10:AJ:67:THR:HG23	10:AJ:67:THR:O	1.91	0.69
49:B2:7:ARG:HH11	49:B2:7:ARG:HG2	1.55	0.69
53:B6:41:PRO:CD	53:B6:46:HIS:H	2.03	0.69
29:BE:101:ARG:HD3	29:BE:169:ASN:ND2	2.08	0.69
31:BG:46:ALA:C	31:BG:82:LEU:HD11	2.13	0.69
33:BI:38:LEU:H	33:BI:38:LEU:CD1	1.99	0.69
37:BQ:140:ALA:C	46:BZ:53:ILE:HD13	2.12	0.69
44:BX:25:LYS:NZ	44:BX:80:ILE:HD11	2.08	0.69
45:BY:87:LYS:HG3	45:BY:88:LYS:N	2.06	0.69
1:CA:439:G:H2'	1:CA:440:G:H8	1.56	0.69
27:DC:86:ALA:HB1	27:DC:94:VAL:HG11	1.74	0.69
43:DW:50:VAL:HG13	43:DW:51:LEU:N	2.07	0.69
3:AC:7:PRO:O	3:AC:11:ARG:HG2	1.92	0.69
1:AA:919:G:N2	9:AI:124:GLN:HE22	1.90	0.69
24:AX:19:U:H2'	24:AX:20:U:H6	1.58	0.69
25:BA:1826:G:H4'	28:BD:242:ARG:HH21	1.58	0.69
32:BH:121:ILE:CG2	32:BH:133:VAL:HG12	2.22	0.69
33:BI:83:ALA:CB	33:BI:88:ILE:HD12	2.23	0.69
36:BP:45:LEU:HD23	36:BP:46:LYS:N	2.06	0.69
37:BQ:14:ARG:HG2	37:BQ:41:TRP:HH2	1.57	0.69
37:BQ:54:MET:HG2	37:BQ:64:ILE:HG21	1.75	0.69
2:CB:57:PHE:CD2	2:CB:185:ILE:HD11	2.28	0.69
1:CA:1105:A:H4'	10:CJ:36:GLY:HA3	1.72	0.69
17:CQ:59:ILE:CG2	17:CQ:71:PHE:HB3	2.22	0.69
25:DA:2586:C:O2'	25:DA:2587:A:H5'	1.92	0.69
31:DG:113:ARG:NH1	31:DG:113:ARG:CG	2.38	0.69
31:DG:107:LEU:HD11	31:DG:178:PHE:CE1	2.28	0.69
31:DG:9:ARG:HH11	31:DG:9:ARG:HG2	1.57	0.69
32:DH:121:ILE:CG2	32:DH:133:VAL:HG12	2.22	0.69
37:DQ:133:ARG:HH11	37:DQ:133:ARG:HG3	1.58	0.69
39:DS:14:VAL:HG12	39:DS:15:ARG:N	2.08	0.69
3:AC:76:VAL:HG23	3:AC:77:ILE:N	2.08	0.69

Continued on next page...

Continued from previous page...

Atom-1	Atom-2	Interatomic distance (Å)	Clash overlap (Å)
5:AE:51:VAL:O	5:AE:55:VAL:HG23	1.92	0.69
12:AL:24:VAL:O	12:AL:24:VAL:HG12	1.93	0.69
13:AM:93:ARG:CZ	25:BA:888:C:C5'	2.70	0.69
47:B0:53:MET:HB3	47:B0:59:LEU:HD23	1.73	0.69
25:BA:2586:C:O2'	25:BA:2587:A:H5'	1.92	0.69
30:BF:24:LEU:O	30:BF:26:ALA:N	2.25	0.69
36:BP:99:LEU:HA	36:BP:102:ARG:HH22	1.55	0.69
25:BA:871:U:H4'	37:BQ:69:PHE:CE2	2.27	0.69
1:CA:948:G:N2	1:CA:1345:A:OP2	2.22	0.69
9:CI:77:ILE:O	9:CI:81:ILE:HG12	1.92	0.69
14:CN:3:ARG:HG2	14:CN:3:ARG:O	1.92	0.69
1:CA:992:A:H4'	19:CS:14:HIS:CD2	2.28	0.69
23:CV:53:G:C2'	23:CV:54:G:O5'	2.40	0.69
48:D1:40:ARG:HD3	48:D1:40:ARG:C	2.12	0.69
25:DA:1230:C:H2'	25:DA:1231:G:H8	1.56	0.69
25:DA:1819:A:OP1	28:DD:158:ALA:HB2	1.92	0.69
25:DA:2122:U:H2'	25:DA:2123:G:C8	2.27	0.69
25:DA:272(I):U:H2'	25:DA:272(J):C:H6	1.58	0.69
25:DA:307:G:N1	25:DA:310:A:OP2	2.25	0.69
25:DA:863:A:H2'	25:DA:864:G:H8	1.56	0.69
26:DB:69:G:H2'	26:DB:70:C:C6	2.28	0.69
33:DI:98:ALA:HA	33:DI:109:ILE:CG1	2.23	0.69
33:DI:130:TYR:HB3	33:DI:136:VAL:HG13	1.73	0.69
33:DI:58:LEU:CA	33:DI:61:ARG:HE	2.02	0.69
37:DQ:62:GLY:O	46:DZ:178:GLU:HG3	1.93	0.69
1:AA:402:G:H1	1:AA:430:C:H42	1.41	0.69
4:AD:189:PRO:HB2	4:AD:194:LEU:CD2	2.22	0.69
5:AE:31:LEU:CD1	5:AE:43:LEU:HD11	2.23	0.69
6:AF:33:TYR:CE1	6:AF:75:LEU:HA	2.27	0.69
41:BU:47:TYR:HA	41:BU:50:ARG:NH2	2.07	0.69
46:BZ:14:LYS:HD3	46:BZ:17:ALA:HB3	1.74	0.69
8:CH:23:SER:HA	8:CH:63:LEU:HD22	1.75	0.69
25:DA:1805:U:O2	28:DD:50:THR:HB	1.91	0.69
31:DG:6:ALA:HB3	31:DG:104:GLU:OE1	1.91	0.69
36:DP:6:LEU:H	36:DP:6:LEU:HD23	1.57	0.69
42:DV:19:LYS:HG2	42:DV:94:LEU:CB	2.17	0.69
12:AL:47:LYS:CB	12:AL:48:PRO:CD	2.71	0.69
18:AR:35:ARG:O	18:AR:37:VAL:N	2.26	0.69
25:BA:1119:C:H2'	25:BA:1120:G:C8	2.27	0.69
25:BA:2314:C:H2'	25:BA:2315:G:H8	1.58	0.69
25:BA:2390:U:O2'	25:BA:2391:G:H5''	1.93	0.69

Continued on next page...

Continued from previous page...

Atom-1	Atom-2	Interatomic distance (Å)	Clash overlap (Å)
25:BA:2712:U:H1'	25:BA:2712(A):A:H8	1.58	0.69
28:BD:33:LEU:HD22	28:BD:102:LYS:HD2	1.74	0.69
33:BI:88:ILE:N	33:BI:88:ILE:HD13	2.06	0.69
34:BN:58:ASP:O	34:BN:60:ILE:HG13	1.92	0.69
1:AA:1404:G:O3'	35:BO:49:ARG:NH1	2.26	0.69
36:BP:122:PRO:HG3	36:BP:141:ALA:HB3	1.74	0.69
1:CA:261:G:H4'	1:CA:262:C:O5'	1.92	0.69
1:CA:581:U:H4'	8:CH:94:TYR:CG	2.28	0.69
2:CB:165:VAL:HG23	2:CB:166:ASP:N	2.07	0.69
7:CG:116:ALA:O	7:CG:120:ILE:HG12	1.93	0.69
15:CO:51:HIS:O	15:CO:54:ARG:HB3	1.92	0.69
15:CO:7:GLU:O	15:CO:11:VAL:HG23	1.92	0.69
15:CO:30:ALA:HA	15:CO:85:LEU:HD11	1.75	0.69
22:CY:36:A:C2	24:CX:20:U:C4	2.81	0.69
52:D5:45:VAL:HG13	52:D5:50:GLY:HA2	1.73	0.69
25:DA:227:A:H5''	36:DP:76:LYS:HE2	1.72	0.69
25:DA:272:G:C2	25:DA:421:U:C4	2.81	0.69
28:DD:16:MET:HE1	28:DD:208:LYS:HD2	1.74	0.69
28:DD:27:THR:HG21	28:DD:83:GLU:HG2	1.74	0.69
28:DD:48:ARG:HG3	28:DD:48:ARG:HH11	1.58	0.69
31:DG:82:LEU:HD22	31:DG:87:PRO:HG3	1.74	0.69
31:DG:69:ALA:CB	31:DG:91:ARG:HH21	2.06	0.69
32:DH:52:VAL:HG11	32:DH:68:THR:HB	1.75	0.69
37:DQ:109:VAL:HG13	37:DQ:113:GLN:OE1	1.92	0.69
41:DU:92:ARG:HH21	41:DU:95:LEU:HG	1.56	0.69
1:AA:816:U:H3	1:AA:830:G:H1	1.38	0.69
15:AO:7:GLU:O	15:AO:11:VAL:HG23	1.93	0.69
25:BA:2897:U:O2	25:BA:2897:U:H2'	1.91	0.69
28:BD:147:LEU:HD13	28:BD:155:LEU:HD11	1.73	0.69
30:BF:167:ALA:HB1	30:BF:173:VAL:HG11	1.75	0.69
31:BG:111:LEU:N	31:BG:112:PRO:CD	2.55	0.69
41:BU:91:ASP:OD1	41:BU:96:ALA:HB2	1.91	0.69
2:CB:91:PRO:CG	2:CB:155:LEU:HD23	2.23	0.69
8:CH:17:THR:HG22	8:CH:63:LEU:HG	1.74	0.69
12:CL:28:LYS:HG3	12:CL:33:ARG:NH1	2.06	0.69
22:CY:35:A:H2'	22:CY:36:A:H5''	1.74	0.69
25:DA:144:C:H2'	25:DA:145:G:H8	1.58	0.69
25:DA:2196:C:O2'	25:DA:2197:U:H5'	1.92	0.69
29:DE:45:THR:HG22	29:DE:83:ASP:HA	1.73	0.69
30:DF:83:PHE:O	30:DF:84:VAL:HB	1.92	0.69
34:DN:15:LEU:HD13	34:DN:16:ILE:N	2.07	0.69

Continued on next page...

Continued from previous page...

Atom-1	Atom-2	Interatomic distance (Å)	Clash overlap (Å)
46:DZ:94:GLU:O	46:DZ:96:VAL:HG23	1.92	0.69
8:AH:11:THR:HG22	8:AH:15:ASN:ND2	2.07	0.69
19:AS:20:LEU:O	19:AS:23:ASN:HB3	1.92	0.69
22:AW:44:G:H5''	22:AW:45:U:OP2	1.93	0.69
25:BA:1615:C:O2'	25:BA:1616:A:H5''	1.91	0.69
25:BA:2523:G:H5'	25:BA:2523:G:H8	1.58	0.69
29:BE:59:VAL:O	29:BE:60:ASN:HB3	1.93	0.69
33:BI:98:ALA:HA	33:BI:109:ILE:CG1	2.23	0.69
33:BI:133:HIS:HB2	33:BI:134:PRO:HD3	1.75	0.69
46:BZ:44:PHE:CE2	46:BZ:86:VAL:HG21	2.28	0.69
1:CA:1165:G:H2'	1:CA:1166:G:H8	1.58	0.69
1:CA:1427:G:N2	1:CA:1437:A:H1'	2.08	0.69
1:CA:153:G:N2	1:CA:156:A:OP2	2.26	0.69
16:CP:20:VAL:HG21	16:CP:32:TYR:CB	2.23	0.69
18:CR:35:ARG:O	18:CR:37:VAL:N	2.26	0.69
50:D3:4:LEU:HD12	50:D3:39:ASP:OD1	1.91	0.69
25:DA:1044:G:H1'	25:DA:1111:A:N1	2.08	0.69
25:DA:1119:C:H2'	25:DA:1120:G:C8	2.27	0.69
25:DA:309:G:H21	25:DA:330:A:P	2.15	0.69
30:DF:108:LYS:O	30:DF:112:MET:HB2	1.93	0.69
31:DG:47:LYS:NZ	31:DG:82:LEU:HD12	2.08	0.69
39:DS:27:SER:HA	39:DS:88:ASP:HB3	1.74	0.69
42:DV:69:LYS:HA	42:DV:88:ARG:HG2	1.73	0.69
43:DW:68:ARG:HD2	43:DW:110:LYS:CB	2.23	0.69
9:AI:77:ILE:O	9:AI:81:ILE:HG12	1.93	0.69
13:AM:88:ARG:O	13:AM:98:VAL:HG11	1.93	0.69
25:BA:108:U:C2'	25:BA:109:G:C5'	2.71	0.69
25:BA:2682:U:H6	25:BA:2682:U:H5'	1.58	0.69
25:BA:760:G:H5''	25:BA:760:G:C8	2.27	0.69
31:BG:82:LEU:HD22	31:BG:87:PRO:HG3	1.74	0.69
41:BU:92:ARG:CZ	42:BV:11:GLN:HB2	2.24	0.69
45:BY:26:LYS:HG2	45:BY:27:VAL:N	2.08	0.69
1:CA:737:C:H5'	1:CA:738:G:H8	1.58	0.69
3:CC:84:ILE:O	3:CC:88:ARG:HG3	1.93	0.69
8:CH:20:TYR:HA	8:CH:65:TYR:CE2	2.27	0.69
13:CM:16:ASP:HB2	13:CM:27:LYS:NZ	2.07	0.69
23:CV:25:U:H2'	23:CV:26:C:O4'	1.93	0.69
53:D6:10:LEU:HD12	55:D8:34:TRP:NE1	2.08	0.69
25:DA:2168:G:N1	25:DA:2171:A:OP2	2.26	0.69
28:DD:28:GLU:H	28:DD:29:PRO:CD	2.05	0.69
43:DW:22:ASP:HA	43:DW:25:ARG:HH12	1.58	0.69

Continued on next page...

Continued from previous page...

Atom-1	Atom-2	Interatomic distance (Å)	Clash overlap (Å)
45:DY:26:LYS:HG2	45:DY:27:VAL:N	2.07	0.69
46:DZ:44:PHE:CE2	46:DZ:86:VAL:HG21	2.28	0.69
1:AA:822:U:C2'	1:AA:822:U:O2	2.40	0.68
10:AJ:30:SER:OG	10:AJ:81:THR:HG22	1.93	0.68
25:BA:1313:U:H5''	25:BA:1333:C:OP2	1.93	0.68
25:BA:1803:A:O2'	28:BD:259:THR:HG21	1.93	0.68
25:BA:2168:G:N1	25:BA:2171:A:OP2	2.26	0.68
25:BA:71:A:C5'	25:BA:73:A:C8	2.74	0.68
28:BD:158:ALA:HB3	28:BD:161:THR:HG21	1.74	0.68
30:BF:157:VAL:HB	30:BF:194:MET:HB3	1.75	0.68
31:BG:107:LEU:HD11	31:BG:178:PHE:CE1	2.28	0.68
31:BG:69:ALA:CB	31:BG:91:ARG:HH21	2.05	0.68
36:BP:38:GLN:HG3	36:BP:39:LYS:N	2.06	0.68
38:BR:18:LEU:HD11	38:BR:22:ARG:CZ	2.23	0.68
4:CD:28:SER:O	4:CD:30:LYS:N	2.25	0.68
6:CF:60:PHE:O	6:CF:61:LEU:HD12	1.93	0.68
22:CW:16:U:H5	22:CW:18:G:O5'	1.77	0.68
50:D3:4:LEU:HB2	50:D3:39:ASP:HB2	1.74	0.68
25:DA:2227:A:H5'	28:DD:263:ARG:NH1	2.08	0.68
36:DP:122:PRO:HG3	36:DP:141:ALA:HB3	1.74	0.68
37:DQ:39:PRO:HA	37:DQ:97:VAL:O	1.92	0.68
38:DR:18:LEU:HD11	38:DR:22:ARG:CZ	2.23	0.68
44:DX:25:LYS:NZ	44:DX:80:ILE:HD11	2.08	0.68
5:AE:43:LEU:CD2	5:AE:132:ALA:HB1	2.23	0.68
11:AK:122:LYS:O	11:AK:126:ARG:HG3	1.93	0.68
13:AM:3:ARG:HG2	13:AM:9:ILE:CG1	2.22	0.68
14:AN:3:ARG:O	14:AN:3:ARG:HG2	1.92	0.68
53:B6:32:ASN:CG	53:B6:33:LYS:H	1.97	0.68
25:BA:686:G:H5''	54:B7:11:LYS:HE2	1.74	0.68
25:BA:1997:G:O2'	25:BA:1998:G:H5'	1.93	0.68
30:BF:83:PHE:O	30:BF:84:VAL:HB	1.92	0.68
32:BH:107:VAL:O	32:BH:109:PHE:N	2.26	0.68
35:BO:34:THR:OG1	35:BO:35:VAL:N	2.26	0.68
36:BP:56:SER:HB3	36:BP:60:MET:HG2	1.74	0.68
39:BS:67:ARG:HH12	39:BS:100:ALA:HB3	1.57	0.68
45:BY:47:LYS:N	45:BY:47:LYS:HD2	2.08	0.68
3:CC:9:GLY:HA2	3:CC:12:LEU:HD23	1.75	0.68
10:CJ:67:THR:HG23	10:CJ:67:THR:O	1.93	0.68
13:CM:94:ARG:HD3	25:DA:888:C:OP2	1.93	0.68
28:DD:6:PHE:CD2	28:DD:9:TYR:OH	2.45	0.68
31:DG:39:ILE:HD13	31:DG:157:ILE:CG2	2.23	0.68

Continued on next page...

Continued from previous page...

Atom-1	Atom-2	Interatomic distance (Å)	Clash overlap (Å)
46:DZ:166:SER:HB2	46:DZ:168:GLU:N	2.07	0.68
46:DZ:14:LYS:HD3	46:DZ:17:ALA:HB3	1.74	0.68
2:AB:165:VAL:HG23	2:AB:166:ASP:N	2.08	0.68
3:AC:84:ILE:O	3:AC:88:ARG:HG3	1.93	0.68
6:AF:60:PHE:O	6:AF:61:LEU:HD12	1.93	0.68
6:AF:82:ARG:HB3	6:AF:82:ARG:HH11	1.58	0.68
25:BA:1044:G:H1'	25:BA:1111:A:N1	2.08	0.68
25:BA:1652:A:H2'	25:BA:1653:G:H5''	1.76	0.68
25:BA:2327:A:H2'	25:BA:2328:A:C8	2.28	0.68
25:BA:309:G:H21	25:BA:330:A:P	2.15	0.68
27:BC:59:ARG:HB2	27:BC:62:VAL:CG2	2.23	0.68
32:BH:159:GLU:HG3	32:BH:160:LYS:N	2.04	0.68
34:BN:15:LEU:HD13	34:BN:16:ILE:N	2.07	0.68
42:BV:41:GLY:HA3	42:BV:45:THR:OG1	1.93	0.68
13:CM:94:ARG:NH1	25:DA:888:C:OP2	2.26	0.68
18:CR:50:ILE:CD1	18:CR:70:ILE:HG21	2.23	0.68
19:CS:64:GLU:O	19:CS:67:VAL:HG23	1.93	0.68
25:DA:1171:G:H5''	25:DA:1173:G:H4'	1.74	0.68
25:DA:1771:C:H2'	25:DA:1772:G:H5'	1.74	0.68
25:DA:2327:A:H2'	25:DA:2328:A:C8	2.28	0.68
25:DA:521:G:H2'	25:DA:522:G:H8	1.57	0.68
29:DE:73:GLU:HG3	29:DE:74:PRO:HD2	1.75	0.68
32:DH:121:ILE:HG22	32:DH:133:VAL:HG12	1.75	0.68
33:DI:83:ALA:CB	33:DI:88:ILE:HD12	2.22	0.68
42:DV:19:LYS:HG3	42:DV:20:LEU:N	2.07	0.68
42:DV:39:LEU:CB	42:DV:47:VAL:HG11	2.23	0.68
1:AA:1245:C:O2	1:AA:1252:G:N2	2.22	0.68
1:AA:1269:A:N1	1:AA:1353:G:H1'	2.08	0.68
8:AH:82:HIS:C	8:AH:82:HIS:CD2	2.66	0.68
17:AQ:59:ILE:CG2	17:AQ:71:PHE:HB3	2.23	0.68
23:AV:8:U:O2	23:AV:49:C:H6	1.76	0.68
50:B3:4:LEU:HD21	50:B3:56:VAL:CG1	2.22	0.68
25:BA:576:U:H2'	25:BA:577:G:C8	2.28	0.68
25:BA:858:U:O2'	25:BA:859:G:C5	2.44	0.68
29:BE:101:ARG:HH21	29:BE:171:GLU:CA	2.05	0.68
30:BF:134:GLY:H	30:BF:162:LEU:HG	1.59	0.68
43:BW:111:HIS:CG	43:BW:112:GLY:H	2.11	0.68
43:BW:88:ARG:HB2	43:BW:92:ARG:HB3	1.74	0.68
45:BY:88:LYS:HZ1	45:BY:93:GLY:HA3	1.59	0.68
46:BZ:146:ILE:HG22	46:BZ:174:VAL:HG12	1.76	0.68
1:CA:338:U:O3'	1:CA:339:A:H2'	1.92	0.68

Continued on next page...

Continued from previous page...

Atom-1	Atom-2	Interatomic distance (Å)	Clash overlap (Å)
3:CC:76:VAL:HG23	3:CC:77:ILE:N	2.09	0.68
4:CD:8:VAL:C	4:CD:10:ARG:H	1.96	0.68
5:CE:78:HIS:CD2	8:CH:104:ARG:CZ	2.75	0.68
6:CF:39:LYS:HG2	6:CF:40:VAL:H	1.58	0.68
10:CJ:16:LEU:O	10:CJ:16:LEU:HD13	1.92	0.68
11:CK:48:ILE:HG22	11:CK:49:GLY:H	1.56	0.68
1:CA:956:C:H42	14:CN:18:VAL:HG12	1.58	0.68
25:DA:1658:C:C4	25:DA:1659:U:O4	2.47	0.68
25:DA:1997:G:O2'	25:DA:1998:G:H5'	1.93	0.68
25:DA:280:C:O2	25:DA:361:G:C2	2.46	0.68
25:DA:576:U:H2'	25:DA:577:G:C8	2.28	0.68
25:DA:2579:C:O3'	29:DE:131:ALA:HB2	1.93	0.68
29:DE:101:ARG:HD3	29:DE:169:ASN:ND2	2.08	0.68
31:DG:46:ALA:C	31:DG:82:LEU:HD11	2.13	0.68
32:DH:107:VAL:O	32:DH:109:PHE:N	2.26	0.68
32:DH:121:ILE:HG23	32:DH:134:SER:O	1.93	0.68
38:DR:4:LEU:O	38:DR:4:LEU:HD13	1.92	0.68
41:DU:47:TYR:HA	41:DU:50:ARG:NH2	2.07	0.68
1:AA:385:C:O3'	16:AP:28:ARG:NH2	2.26	0.68
5:AE:87:SER:HB3	5:AE:131:ILE:CD1	2.23	0.68
10:AJ:8:LEU:CD2	10:AJ:96:ILE:HG22	2.23	0.68
22:AW:38:A:H2'	22:AW:39:U:H5'	1.75	0.68
26:BB:11:C:OP1	47:B0:72:ARG:CD	2.42	0.68
25:BA:1129:A:H4'	25:BA:2516:G:H5''	1.73	0.68
25:BA:280:C:O2	25:BA:361:G:C2	2.46	0.68
25:BA:297:C:H2'	25:BA:298:G:C5'	2.24	0.68
28:BD:25:THR:O	28:BD:26:LYS:HG2	1.94	0.68
31:BG:39:ILE:HD13	31:BG:157:ILE:CG2	2.23	0.68
34:BN:12:ARG:HB3	34:BN:50:ASP:OD1	1.94	0.68
44:BX:64:LYS:HD3	44:BX:73:ARG:NE	2.09	0.68
9:CI:17:VAL:HG11	9:CI:81:ILE:HD13	1.76	0.68
25:DA:813:U:H2'	25:DA:814:C:C6	2.29	0.68
30:DF:143:ALA:HB1	30:DF:148:LEU:HB2	1.75	0.68
31:DG:28:VAL:O	31:DG:31:VAL:HG12	1.92	0.68
32:DH:144:VAL:O	32:DH:148:ILE:HG12	1.94	0.68
25:DA:598:G:H5'	36:DP:15:ARG:HD2	1.74	0.68
1:AA:1050:G:N2	1:AA:1172:A:N3	2.41	0.68
1:AA:1239:G:H2'	1:AA:1240:C:H6	1.59	0.68
2:AB:218:ALA:O	2:AB:222:ILE:HG13	1.94	0.68
4:AD:170:VAL:HG12	4:AD:174:LEU:HB2	1.76	0.68
22:AW:12:U:H3	22:AW:23:A:H61	1.42	0.68

Continued on next page...

Continued from previous page...

Atom-1	Atom-2	Interatomic distance (Å)	Clash overlap (Å)
48:B1:23:LYS:HE2	48:B1:28:GLY:HA3	1.76	0.68
25:BA:747:U:N3	52:B5:2:ALA:N	2.41	0.68
25:BA:109:G:HO2'	25:BA:110:G:H5'	1.57	0.68
25:BA:1590:U:H2'	25:BA:1591:G:C5'	2.16	0.68
25:BA:1658:C:C4	25:BA:1659:U:O4	2.47	0.68
25:BA:78:A:H2'	25:BA:79:G:H8	1.57	0.68
29:BE:73:GLU:HG3	29:BE:74:PRO:HD2	1.75	0.68
30:BF:143:ALA:HB1	30:BF:148:LEU:HB2	1.75	0.68
30:BF:17:ARG:HG3	30:BF:17:ARG:HH11	1.59	0.68
31:BG:10:LYS:HE3	31:BG:14:GLU:OE1	1.94	0.68
32:BH:13:LYS:HA	32:BH:13:LYS:CE	2.20	0.68
8:CH:104:ARG:HB3	8:CH:107:LEU:HB2	1.75	0.68
15:CO:7:GLU:O	15:CO:10:LYS:HG3	1.93	0.68
23:CV:35:C:O2'	23:CV:36:A:C5'	2.42	0.68
48:D1:50:ARG:HG2	48:D1:50:ARG:NH1	2.09	0.68
25:DA:1230:C:H2'	25:DA:1231:G:C8	2.29	0.68
25:DA:2390:U:O2'	25:DA:2391:G:H5''	1.92	0.68
25:DA:2682:U:H2'	25:DA:2683:C:O4'	1.94	0.68
33:DI:38:LEU:HD12	33:DI:38:LEU:N	2.04	0.68
39:DS:46:VAL:CG1	39:DS:47:THR:H	2.05	0.68
39:DS:54:LEU:HD22	39:DS:54:LEU:H	1.58	0.68
39:DS:99:LYS:O	39:DS:101:LEU:N	2.26	0.68
46:DZ:128:VAL:HG21	46:DZ:132:ASN:O	1.94	0.68
46:DZ:137:ILE:HD13	46:DZ:156:LYS:O	1.92	0.68
1:AA:608:G:H2'	1:AA:609:U:H6	1.59	0.68
1:AA:767:C:H4'	25:BA:1837:C:OP1	1.94	0.68
25:BA:2282:G:P	57:BA:3062:MG:MG	1.76	0.68
25:BA:813:U:H2'	25:BA:814:C:C6	2.29	0.68
26:BB:71:C:H2'	26:BB:72:G:H8	1.58	0.68
33:BI:38:LEU:N	33:BI:38:LEU:HD12	2.04	0.68
37:BQ:133:ARG:HG3	37:BQ:133:ARG:HH11	1.58	0.68
26:BB:9:G:OP1	39:BS:17:ARG:HD3	1.93	0.68
44:BX:12:VAL:CB	44:BX:17:ALA:HB1	2.17	0.68
1:CA:981:G:N2	1:CA:1020:C:N3	2.42	0.68
1:CA:1237:A:OP2	3:CC:26:LYS:NZ	2.20	0.68
1:CA:743:G:N2	17:CQ:97:SER:OG	2.27	0.68
6:CF:69:GLU:O	6:CF:72:VAL:HG12	1.93	0.68
10:CJ:49:VAL:O	10:CJ:60:ARG:HB3	1.94	0.68
13:CM:94:ARG:NH2	25:DA:887:A:C4	2.61	0.68
17:CQ:50:LYS:HE3	17:CQ:51:TYR:CE1	2.29	0.68
23:CV:53:G:H2'	23:CV:54:G:O5'	1.94	0.68

Continued on next page...

Continued from previous page...

Atom-1	Atom-2	Interatomic distance (Å)	Clash overlap (Å)
47:D0:48:GLY:HA3	47:D0:80:HIS:ND1	2.09	0.68
25:DA:1717:G:H3'	25:DA:1718:G:H5''	1.73	0.68
25:DA:2175:C:H1'	27:DC:215:THR:N	2.09	0.68
30:DF:167:ALA:HB1	30:DF:173:VAL:HG11	1.75	0.68
30:DF:89:VAL:HG12	30:DF:90:PHE:N	2.09	0.68
31:DG:41:GLN:HE22	31:DG:153:ARG:HG2	1.58	0.68
32:DH:156:ALA:H	32:DH:158:HIS:H	1.42	0.68
41:DU:92:ARG:CZ	42:DV:11:GLN:HB2	2.23	0.68
45:DY:47:LYS:HD2	45:DY:47:LYS:N	2.08	0.68
45:DY:95:LYS:HE2	45:DY:100:ALA:HB2	1.74	0.68
1:AA:902:G:H1	1:AA:1373:U:H3	1.42	0.68
1:AA:154:A:N3	1:AA:154:A:H2'	2.09	0.68
1:AA:354:U:H2'	1:AA:355:A:C8	2.28	0.68
3:AC:138:VAL:HG23	3:AC:151:VAL:HG23	1.76	0.68
7:AG:76:ARG:HG2	7:AG:76:ARG:HH11	1.59	0.68
12:AL:23:LYS:O	12:AL:24:VAL:HG23	1.93	0.68
17:AQ:7:THR:CG2	17:AQ:58:GLU:HG2	2.24	0.68
19:AS:41:VAL:O	19:AS:44:MET:HB2	1.94	0.68
21:AU:2:GLY:C	21:AU:4:GLY:H	1.96	0.68
25:BA:614:U:C4'	25:BA:614(C):A:N6	2.56	0.68
30:BF:108:LYS:O	30:BF:112:MET:HB2	1.93	0.68
32:BH:121:ILE:HG23	32:BH:134:SER:O	1.93	0.68
33:BI:144:VAL:O	33:BI:145:VAL:HB	1.94	0.68
42:BV:99:ILE:H	42:BV:99:ILE:HD13	1.59	0.68
3:CC:35:GLU:HA	3:CC:38:ARG:HD2	1.76	0.68
22:CW:1:G:N2	22:CW:2:C:C2	2.62	0.68
50:D3:29:ARG:HG3	50:D3:29:ARG:HH11	1.58	0.68
25:DA:614:U:C4'	25:DA:614(C):A:N6	2.56	0.68
25:DA:857:C:C2'	25:DA:858:U:H5'	2.24	0.68
26:DB:92:C:O2	26:DB:93:G:C8	2.47	0.68
28:DD:33:LEU:HD22	28:DD:102:LYS:HD2	1.74	0.68
29:DE:59:VAL:O	29:DE:60:ASN:HB3	1.93	0.68
33:DI:129:THR:HA	33:DI:137:PRO:HA	1.74	0.68
35:DO:88:ASN:HD21	35:DO:90:GLN:HB2	1.59	0.68
45:DY:7:VAL:HB	45:DY:8:LYS:HZ2	1.57	0.68
1:AA:453:G:O6	1:AA:455:C:H5''	1.93	0.68
6:AF:39:LYS:HG2	6:AF:40:VAL:H	1.58	0.68
8:AH:48:TYR:HA	8:AH:60:ARG:O	1.94	0.68
16:AP:20:VAL:HG21	16:AP:32:TYR:CG	2.29	0.68
19:AS:45:VAL:C	19:AS:47:HIS:H	1.96	0.68
48:B1:50:ARG:NH1	48:B1:50:ARG:HG2	2.09	0.68

Continued on next page...

Continued from previous page...

Atom-1	Atom-2	Interatomic distance (Å)	Clash overlap (Å)
55:B8:50:LEU:HD12	55:B8:54:GLU:OE2	1.93	0.68
25:BA:144:C:H2'	25:BA:145:G:H8	1.58	0.68
25:BA:1987:G:H8	25:BA:1987:G:H5'	1.59	0.68
25:BA:203:C:H3'	25:BA:204:A:H5''	1.76	0.68
25:BA:492:A:H2'	25:BA:493:G:O4'	1.94	0.68
25:BA:857:C:C2'	25:BA:858:U:H5'	2.24	0.68
36:BP:66:GLY:O	36:BP:67:MET:HB3	1.94	0.68
44:BX:60:ARG:HH22	54:B7:47:ARG:NE	1.92	0.68
44:BX:64:LYS:NZ	44:BX:73:ARG:HH21	1.92	0.68
1:CA:1487:U:H2'	1:CA:1488:G:C8	2.28	0.68
3:CC:15:THR:HG22	3:CC:16:ARG:N	2.09	0.68
4:CD:170:VAL:HG12	4:CD:174:LEU:HB2	1.75	0.68
13:CM:95:GLY:O	13:CM:96:LEU:HG	1.94	0.68
28:DD:25:THR:O	28:DD:26:LYS:HG2	1.93	0.68
32:DH:18:GLU:HB3	32:DH:25:LYS:NZ	2.09	0.68
33:DI:133:HIS:HB2	33:DI:134:PRO:HD3	1.75	0.68
40:DT:128:GLU:O	40:DT:130:ALA:N	2.24	0.68
41:DU:46:ALA:O	41:DU:50:ARG:HG3	1.94	0.68
43:DW:61:ASN:HD22	43:DW:61:ASN:N	1.89	0.68
2:AB:67:THR:HB	2:AB:155:LEU:HD21	1.75	0.68
9:AI:97:LYS:HB3	9:AI:98:PRO:HD3	1.75	0.68
48:B1:84:GLY:O	48:B1:86:SER:N	2.27	0.68
50:B3:4:LEU:HB2	50:B3:39:ASP:HB2	1.74	0.68
52:B5:49:CYS:O	52:B5:56:LYS:HB3	1.94	0.68
25:BA:1510:G:O2'	25:BA:1511:C:H5'	1.94	0.68
25:BA:2186:G:N1	25:BA:2187:G:C6	2.62	0.68
31:BG:28:VAL:O	31:BG:31:VAL:HG12	1.93	0.68
39:BS:14:VAL:HG12	39:BS:15:ARG:N	2.08	0.68
45:BY:27:VAL:HA	45:BY:28:LYS:HZ2	1.59	0.68
1:CA:720:A:H2'	1:CA:721:C:C6	2.29	0.68
5:CE:101:ILE:CD1	5:CE:119:LEU:HA	2.22	0.68
19:CS:45:VAL:C	19:CS:47:HIS:H	1.96	0.68
23:CV:24:C:H2'	23:CV:25:U:C6	2.29	0.68
22:CW:21:A:N7	22:CW:46:G:N7	2.42	0.68
25:DA:78:A:H2'	25:DA:79:G:H8	1.57	0.68
26:DB:107:G:C5	26:DB:108:U:C5	2.82	0.68
25:DA:608:A:OP1	30:DF:100:THR:HG21	1.94	0.68
30:DF:157:VAL:HB	30:DF:194:MET:HB3	1.75	0.68
33:DI:94:ALA:HB1	33:DI:111:PRO:CB	2.22	0.68
36:DP:91:PHE:CE2	36:DP:95:VAL:HG12	2.29	0.68
1:AA:1374:G:H21	1:AA:1479:A:H8	1.43	0.67

Continued on next page...

Continued from previous page...

Atom-1	Atom-2	Interatomic distance (Å)	Clash overlap (Å)
3:AC:165:THR:O	3:AC:165:THR:HG22	1.92	0.67
3:AC:173:VAL:O	3:AC:175:LEU:HD12	1.94	0.67
22:AW:24:G:H2'	22:AW:25:C:C6	2.29	0.67
53:B6:10:LEU:HD12	55:B8:34:TRP:NE1	2.08	0.67
25:BA:283:A:H5'	25:BA:284:U:H5	1.58	0.67
28:BD:48:ARG:HH11	28:BD:48:ARG:HG3	1.58	0.67
28:BD:76:PRO:O	28:BD:98:VAL:HG23	1.94	0.67
29:BE:32:PRO:HB3	29:BE:69:LYS:HB3	1.73	0.67
30:BF:89:VAL:HG12	30:BF:90:PHE:N	2.09	0.67
30:BF:8:GLN:HG2	30:BF:126:VAL:HG12	1.74	0.67
32:BH:144:VAL:O	32:BH:148:ILE:HG12	1.94	0.67
36:BP:18:ARG:HH11	36:BP:18:ARG:CB	2.07	0.67
36:BP:91:PHE:CE2	36:BP:95:VAL:HG12	2.30	0.67
37:BQ:59:ARG:O	37:BQ:60:ARG:HB2	1.93	0.67
43:BW:68:ARG:HD2	43:BW:110:LYS:CB	2.23	0.67
3:CC:116:VAL:O	3:CC:119:ARG:HB3	1.93	0.67
4:CD:189:PRO:HB2	4:CD:194:LEU:CD2	2.23	0.67
8:CH:88:LYS:HB3	8:CH:89:PRO:HD2	1.76	0.67
19:CS:41:VAL:O	19:CS:44:MET:HB2	1.94	0.67
55:D8:50:LEU:HD12	55:D8:54:GLU:OE2	1.93	0.67
25:DA:1447:G:O4'	25:DA:1545:A:O2'	2.12	0.67
25:DA:174:C:H3'	25:DA:175:G:H5''	1.74	0.67
25:DA:2186:G:N1	25:DA:2187:G:C6	2.62	0.67
25:DA:2314:C:H2'	25:DA:2315:G:H8	1.58	0.67
25:DA:2523:G:H8	25:DA:2523:G:H5'	1.59	0.67
25:DA:2784:C:H4'	29:DE:41:LYS:O	1.95	0.67
25:DA:733:G:O6	25:DA:761:A:C8	2.47	0.67
30:DF:17:ARG:HH11	30:DF:17:ARG:HG3	1.59	0.67
34:DN:23:LEU:HB3	34:DN:60:ILE:HG21	1.76	0.67
37:DQ:18:LYS:HZ3	37:DQ:18:LYS:HB3	1.59	0.67
34:DN:40:PRO:HB3	41:DU:68:ALA:HB2	1.76	0.67
1:AA:338:U:O3'	1:AA:339:A:H2'	1.95	0.67
2:AB:57:PHE:CD2	2:AB:185:ILE:HD11	2.29	0.67
4:AD:8:VAL:C	4:AD:10:ARG:H	1.96	0.67
20:AT:89:ARG:CD	20:AT:104:LEU:HD11	2.22	0.67
20:AT:72:LEU:HD23	20:AT:73:HIS:H	1.58	0.67
25:BA:1165:U:H2'	25:BA:1166:C:C6	2.29	0.67
25:BA:1192:G:O2'	25:BA:1193:G:H5'	1.94	0.67
25:BA:1230:C:H2'	25:BA:1231:G:C8	2.29	0.67
25:BA:2172:U:H1'	25:BA:2173:A:P	2.34	0.67
25:BA:2195:C:O2'	25:BA:2196:C:H5'	1.94	0.67

Continued on next page...

Continued from previous page...

Atom-1	Atom-2	Interatomic distance (Å)	Clash overlap (Å)
29:BE:52:LEU:HD23	29:BE:76:ARG:H	1.59	0.67
32:BH:121:ILE:HG22	32:BH:133:VAL:HG12	1.75	0.67
33:BI:109:ILE:HG22	33:BI:111:PRO:HD3	1.76	0.67
33:BI:54:GLN:O	33:BI:58:LEU:HB2	1.94	0.67
25:BA:2684:U:OP1	40:BT:60:THR:HG21	1.94	0.67
42:BV:15:GLU:HB3	42:BV:16:PRO:HD2	1.76	0.67
42:BV:19:LYS:HG3	42:BV:20:LEU:N	2.07	0.67
42:BV:62:LEU:HD21	42:BV:95:LEU:HB2	1.76	0.67
44:BX:54:VAL:HG22	44:BX:81:VAL:HG12	1.75	0.67
46:BZ:102:LEU:HD11	46:BZ:124:ILE:HG22	1.77	0.67
46:BZ:128:VAL:HG21	46:BZ:132:ASN:O	1.94	0.67
1:CA:656:G:H2'	1:CA:657:G:C8	2.29	0.67
1:CA:855:G:H5'	8:CH:89:PRO:HG2	1.76	0.67
13:CM:108:ARG:HH12	13:CM:111:LYS:HB2	1.58	0.67
53:D6:32:ASN:CG	53:D6:33:LYS:H	1.97	0.67
25:DA:1510:G:O2'	25:DA:1511:C:H5'	1.94	0.67
25:DA:1593:G:C3'	25:DA:1594:G:H5''	2.25	0.67
25:DA:2126:A:H5''	27:DC:36:LYS:CG	2.19	0.67
25:DA:492:A:H2'	25:DA:493:G:O4'	1.94	0.67
26:DB:41:U:C4	31:DG:69:ALA:HB1	2.29	0.67
26:DB:71:C:H2'	26:DB:72:G:H8	1.58	0.67
28:DD:31:LYS:HZ2	28:DD:102:LYS:HZ2	1.43	0.67
30:DF:34:TRP:CH2	36:DP:12:ALA:HB2	2.29	0.67
31:DG:109:VAL:CG1	31:DG:142:PRO:HG3	2.23	0.67
32:DH:107:VAL:HG21	32:DH:152:ARG:HG3	1.76	0.67
43:DW:111:HIS:CG	43:DW:112:GLY:H	2.11	0.67
1:AA:982:A:C5'	1:AA:1003:U:H3	2.08	0.67
8:AH:86:ILE:HG22	8:AH:87:SER:N	2.09	0.67
9:AI:53:VAL:HG12	9:AI:92:TYR:HD2	1.56	0.67
25:BA:2682:U:O2'	25:BA:2683:C:H5'	1.94	0.67
26:BB:107:G:C2'	26:BB:108:U:C5'	2.65	0.67
31:BG:47:LYS:NZ	31:BG:82:LEU:HD12	2.08	0.67
39:BS:26:LEU:HG	39:BS:39:ILE:CD1	2.24	0.67
41:BU:46:ALA:O	41:BU:50:ARG:HG3	1.94	0.67
46:BZ:158:PRO:HB2	46:BZ:159:PRO:HD2	1.75	0.67
46:BZ:17:ALA:O	46:BZ:20:ARG:HB2	1.95	0.67
1:CA:854:C:H5''	8:CH:88:LYS:HD3	1.76	0.67
8:CH:48:TYR:HA	8:CH:60:ARG:O	1.93	0.67
48:D1:64:ALA:HA	48:D1:67:ILE:HD11	1.76	0.67
25:DA:528:A:C2	25:DA:2042:A:H2'	2.30	0.67
25:DA:353:G:C2	25:DA:354:G:N7	2.63	0.67

Continued on next page...

Continued from previous page...

Atom-1	Atom-2	Interatomic distance (Å)	Clash overlap (Å)
25:DA:769:G:O2'	25:DA:770:G:H5'	1.94	0.67
1:CA:1414:G:OP1	40:DT:107:ASP:HB2	1.93	0.67
2:AB:178:ARG:CB	2:AB:178:ARG:HH11	2.07	0.67
8:AH:86:ILE:HG12	8:AH:135:CYS:HA	1.74	0.67
1:AA:1229:A:N3	9:AI:70:LYS:HE3	2.10	0.67
25:BA:1578:U:H2'	25:BA:1579:A:C5'	2.24	0.67
25:BA:1593:G:C3'	25:BA:1594:G:H5''	2.25	0.67
25:BA:2320:A:C6	25:BA:2333:A:C5	2.82	0.67
30:BF:34:TRP:CH2	36:BP:12:ALA:HB2	2.29	0.67
36:BP:64:LYS:O	36:BP:66:GLY:N	2.27	0.67
2:CB:134:GLU:HA	2:CB:137:ARG:HB3	1.77	0.67
13:CM:108:ARG:NH1	13:CM:108:ARG:HA	1.99	0.67
23:CV:69:C:H2'	23:CV:70:C:H6	1.54	0.67
48:D1:84:GLY:O	48:D1:86:SER:N	2.27	0.67
55:D8:53:PRO:HA	55:D8:56:GLU:HB2	1.75	0.67
25:DA:1819:A:H1'	25:DA:1821:A:C5	2.22	0.67
25:DA:2682:U:H5'	25:DA:2682:U:H6	1.59	0.67
25:DA:2682:U:O2'	25:DA:2683:C:H5'	1.94	0.67
26:DB:93:G:N2	26:DB:94:C:N3	2.43	0.67
44:DX:54:VAL:HG22	44:DX:81:VAL:HG12	1.75	0.67
46:DZ:102:LEU:HD11	46:DZ:124:ILE:HG22	1.77	0.67
3:AC:116:VAL:O	3:AC:119:ARG:HB3	1.93	0.67
7:AG:100:ALA:O	7:AG:104:LEU:HD23	1.94	0.67
13:AM:65:LYS:C	13:AM:66:LEU:HG	2.14	0.67
26:BB:83:G:H4'	50:B3:52:HIS:CD2	2.29	0.67
25:BA:1287:A:N7	25:BA:1288:U:O4	2.27	0.67
25:BA:287:C:H6	25:BA:287:C:H5'	1.59	0.67
25:BA:733:G:O6	25:BA:761:A:C8	2.47	0.67
28:BD:176:ARG:HG2	28:BD:176:ARG:HH11	1.60	0.67
28:BD:129:ASN:O	28:BD:193:VAL:HG12	1.95	0.67
29:BE:3:GLY:O	29:BE:4:ILE:HB	1.94	0.67
25:BA:1247:A:OP1	30:BF:95:ARG:NH2	2.27	0.67
31:BG:41:GLN:HE22	31:BG:153:ARG:HG2	1.58	0.67
34:BN:58:ASP:O	34:BN:60:ILE:N	2.23	0.67
34:BN:40:PRO:HB3	41:BU:68:ALA:HB2	1.76	0.67
41:BU:104:GLN:HB3	42:BV:44:LYS:HZ1	1.60	0.67
9:CI:106:ALA:O	9:CI:108:VAL:CG1	2.41	0.67
9:CI:118:LYS:HZ2	9:CI:118:LYS:HB2	1.59	0.67
10:CJ:56:HIS:O	10:CJ:58:ASP:N	2.26	0.67
17:CQ:67:LYS:O	17:CQ:68:ARG:CB	2.42	0.67
48:D1:6:GLU:HG3	48:D1:61:ARG:O	1.95	0.67

Continued on next page...

Continued from previous page...

Atom-1	Atom-2	Interatomic distance (Å)	Clash overlap (Å)
25:DA:2468:G:H2'	25:DA:2476:A:N7	2.09	0.67
25:DA:350:U:H3'	25:DA:351:G:C8	2.30	0.67
25:DA:747:U:O2	25:DA:2014:A:H1'	1.95	0.67
30:DF:8:GLN:HG2	30:DF:126:VAL:HG12	1.74	0.67
32:DH:17:VAL:HG11	32:DH:45:VAL:HA	1.74	0.67
34:DN:10:GLU:OE2	34:DN:11:PRO:HD2	1.95	0.67
36:DP:122:PRO:HA	36:DP:141:ALA:O	1.95	0.67
45:DY:37:VAL:O	45:DY:66:PRO:CB	2.42	0.67
46:DZ:146:ILE:HG22	46:DZ:174:VAL:HG12	1.76	0.67
1:AA:952:A:H4'	1:AA:953:G:H5''	1.76	0.67
2:AB:134:GLU:HA	2:AB:137:ARG:HB3	1.77	0.67
11:AK:29:ILE:HD13	11:AK:44:SER:HB3	1.76	0.67
13:AM:94:ARG:NH2	25:BA:887:A:C1'	2.57	0.67
15:AO:3:ILE:HD13	15:AO:3:ILE:N	2.09	0.67
19:AS:24:ALA:O	19:AS:25:LYS:HB2	1.95	0.67
48:B1:41:ARG:HD3	48:B1:43:TYR:CE2	2.30	0.67
51:B4:36:VAL:HB	51:B4:37:PRO:HD2	1.76	0.67
25:BA:151:C:O2'	25:BA:152:G:H5'	1.95	0.67
25:BA:1434:A:H61	25:BA:1558:A:H62	1.41	0.67
25:BA:747:U:O2	25:BA:2014:A:H1'	1.95	0.67
25:BA:2199:A:H5''	25:BA:2200:C:C5	2.28	0.67
25:BA:2468:G:H5'	37:BQ:120:ILE:HD12	1.76	0.67
25:BA:806:C:OP2	36:BP:39:LYS:HD3	1.94	0.67
36:BP:52:GLU:HG2	36:BP:55:ARG:O	1.93	0.67
1:CA:1036:C:O2	1:CA:1036:C:C2'	2.41	0.67
52:D5:49:CYS:O	52:D5:56:LYS:HB3	1.94	0.67
25:DA:283:A:H5'	25:DA:284:U:H5	1.58	0.67
25:DA:28:A:N6	25:DA:512:G:H1'	2.09	0.67
31:DG:85:GLY:C	31:DG:87:PRO:HD2	2.15	0.67
44:DX:64:LYS:NZ	44:DX:73:ARG:HH21	1.92	0.67
1:AA:1039:G:H5''	3:AC:154:SER:CB	2.23	0.67
4:AD:150:GLU:HA	4:AD:153:ARG:CD	2.21	0.67
19:AS:39:THR:HG22	19:AS:40:ILE:N	2.10	0.67
23:AV:68:C:H2'	23:AV:69:C:H5'	1.77	0.67
49:B2:42:GLY:O	49:B2:43:GLN:C	2.33	0.67
25:BA:2682:U:H2'	25:BA:2683:C:O4'	1.94	0.67
25:BA:769:G:O2'	25:BA:770:G:H5'	1.94	0.67
25:BA:2302:G:N2	31:BG:128:ARG:HG3	2.06	0.67
31:BG:85:GLY:C	31:BG:87:PRO:HD2	2.15	0.67
36:BP:122:PRO:HA	36:BP:141:ALA:O	1.95	0.67
37:BQ:55:VAL:O	37:BQ:59:ARG:HA	1.95	0.67

Continued on next page...

Continued from previous page...

Atom-1	Atom-2	Interatomic distance (Å)	Clash overlap (Å)
2:CB:24:TRP:H	2:CB:24:TRP:HD1	1.43	0.67
12:CL:23:LYS:O	12:CL:24:VAL:HG23	1.93	0.67
12:CL:47:LYS:CB	12:CL:48:PRO:CD	2.72	0.67
13:CM:22:ILE:CG2	13:CM:25:ILE:HD13	2.25	0.67
16:CP:74:LEU:O	16:CP:79:VAL:HG23	1.95	0.67
20:CT:26:ASN:HB3	20:CT:71:THR:CG2	2.22	0.67
20:CT:50:GLU:HB3	20:CT:100:ILE:CG1	2.25	0.67
25:DA:108:U:C2'	25:DA:109:G:C5'	2.71	0.67
25:DA:1165:U:H2'	25:DA:1166:C:C6	2.29	0.67
25:DA:2111:C:H1'	25:DA:2118:U:O4'	1.95	0.67
26:DB:93:G:O2'	26:DB:94:C:H5'	1.94	0.67
30:DF:47:GLY:HA3	30:DF:95:ARG:O	1.95	0.67
34:DN:12:ARG:HB3	34:DN:50:ASP:OD1	1.94	0.67
37:DQ:59:ARG:O	37:DQ:60:ARG:HB2	1.93	0.67
41:DU:92:ARG:HH22	41:DU:94:ASN:HD22	1.39	0.67
42:DV:99:ILE:H	42:DV:99:ILE:HD13	1.59	0.67
44:DX:27:THR:CG2	44:DX:80:ILE:HB	2.15	0.67
46:DZ:158:PRO:HB2	46:DZ:159:PRO:HD2	1.75	0.67
2:AB:84:GLU:HB3	2:AB:219:VAL:HG21	1.77	0.67
16:AP:4:ILE:HB	16:AP:66:PRO:HB3	1.76	0.67
25:BA:1887:C:H2'	25:BA:1888:G:H5''	1.76	0.67
25:BA:2468:G:H2'	25:BA:2476:A:N7	2.10	0.67
25:BA:350:U:H3'	25:BA:351:G:C8	2.30	0.67
29:BE:49:LEU:HD12	29:BE:49:LEU:N	2.09	0.67
30:BF:32:LEU:O	30:BF:32:LEU:HD23	1.94	0.67
31:BG:64:THR:HG23	31:BG:65:GLY:N	2.10	0.67
32:BH:18:GLU:HB3	32:BH:25:LYS:NZ	2.09	0.67
33:BI:72:LEU:CD1	33:BI:138:ILE:HD13	2.25	0.67
33:BI:79:ILE:HG12	33:BI:140:LEU:HD11	1.77	0.67
38:BR:9:LYS:O	38:BR:10:LEU:HG	1.95	0.67
39:BS:54:LEU:H	39:BS:54:LEU:HD22	1.58	0.67
1:CA:1327:A:H61	1:CA:1356:A:H3'	1.60	0.67
1:CA:1427:G:H22	1:CA:1437:A:H1'	1.60	0.67
10:CJ:16:LEU:HD23	10:CJ:94:VAL:HG13	1.77	0.67
10:CJ:50:ILE:HG12	14:CN:41:ARG:CD	2.25	0.67
17:CQ:68:ARG:N	17:CQ:70:ARG:HH11	1.92	0.67
54:D7:41:ARG:HD3	54:D7:45:ALA:CB	2.25	0.67
25:DA:1287:A:N7	25:DA:1288:U:O4	2.27	0.67
25:DA:1578:U:H2'	25:DA:1579:A:C5'	2.24	0.67
25:DA:1652:A:H2'	25:DA:1653:G:H5''	1.76	0.67
25:DA:2199:A:H3'	25:DA:2200:C:C6	2.30	0.67

Continued on next page...

Continued from previous page...

Atom-1	Atom-2	Interatomic distance (Å)	Clash overlap (Å)
25:DA:614:U:H4'	25:DA:614(C):A:H62	1.60	0.67
31:DG:76:SER:CA	31:DG:83:ARG:HB2	2.25	0.67
36:DP:80:TYR:CE1	36:DP:111:ARG:HD3	2.29	0.67
36:DP:66:GLY:O	36:DP:67:MET:HB3	1.94	0.67
39:DS:106:ARG:NH1	39:DS:107:GLU:O	2.28	0.67
42:DV:15:GLU:HB3	42:DV:16:PRO:HD2	1.76	0.67
2:AB:63:MET:HG3	2:AB:64:ARG:N	2.10	0.67
5:AE:100:VAL:HG22	5:AE:118:ILE:HG22	1.77	0.67
47:B0:48:GLY:HA3	47:B0:80:HIS:ND1	2.09	0.67
48:B1:80:LEU:HD13	48:B1:82:LEU:HD11	1.77	0.67
50:B3:29:ARG:HG3	50:B3:29:ARG:HH11	1.59	0.67
25:BA:576:U:H2'	25:BA:577:G:H8	1.59	0.67
34:BN:10:GLU:OE2	34:BN:11:PRO:HD2	1.95	0.67
37:BQ:27:VAL:H	37:BQ:137:TYR:HE1	1.39	0.67
1:CA:1171:G:H3'	3:CC:3:ASN:HD21	1.60	0.67
2:CB:217:ARG:O	2:CB:221:LEU:HD23	1.95	0.67
19:CS:63:THR:HG22	19:CS:66:MET:CE	2.24	0.67
23:CV:22:A:N6	23:CV:47:G:C4	2.62	0.67
25:DA:1192:G:O2'	25:DA:1193:G:H5'	1.94	0.67
25:DA:1987:G:H5'	25:DA:1987:G:H8	1.59	0.67
25:DA:747:U:C2	52:D5:2:ALA:N	2.62	0.67
29:DE:61:ARG:HB3	29:DE:62:PRO:CD	2.24	0.67
32:DH:156:ALA:HB3	32:DH:159:GLU:HB3	1.77	0.67
25:DA:1246:A:OP2	36:DP:18:ARG:HG3	1.95	0.67
37:DQ:27:VAL:HG23	37:DQ:137:TYR:HE1	1.60	0.67
42:DV:19:LYS:HG3	42:DV:20:LEU:O	1.94	0.67
1:AA:1088:G:H2'	1:AA:1089:C:H6	1.60	0.67
23:AV:30:G:C2'	23:AV:31:G:H5'	2.25	0.67
25:BA:790:C:O2'	25:BA:791:C:P	2.53	0.67
25:BA:952:G:C5	25:BA:953:A:N7	2.63	0.67
25:BA:984:A:H5''	25:BA:985:C:H5	1.60	0.67
29:BE:61:ARG:HB3	29:BE:62:PRO:CD	2.24	0.67
35:BO:37:ASP:N	35:BO:37:ASP:OD1	2.25	0.67
39:BS:99:LYS:O	39:BS:101:LEU:N	2.26	0.67
39:BS:85:VAL:CG2	39:BS:106:ARG:HG3	2.25	0.67
42:BV:19:LYS:HG2	42:BV:94:LEU:CB	2.17	0.67
1:CA:1424:G:N7	1:CA:1426:A:H8	1.93	0.67
1:CA:262:C:C5'	1:CA:262:C:H6	2.08	0.67
1:CA:59:A:H1'	1:CA:349:G:N2	2.10	0.67
3:CC:165:THR:HG22	3:CC:165:THR:O	1.94	0.67
10:CJ:8:LEU:CD2	10:CJ:96:ILE:HG22	2.25	0.67

Continued on next page...

Continued from previous page...

Atom-1	Atom-2	Interatomic distance (Å)	Clash overlap (Å)
13:CM:10:PRO:CB	13:CM:18:ALA:HB1	2.23	0.67
19:CS:24:ALA:O	19:CS:25:LYS:HB2	1.94	0.67
22:CW:14:A:N1	22:CW:15:G:H1'	2.10	0.67
47:D0:25:ARG:HD2	47:D0:29:GLN:HE22	1.57	0.67
48:D1:41:ARG:HD3	48:D1:43:TYR:CE2	2.30	0.67
48:D1:80:LEU:HD13	48:D1:82:LEU:HD11	1.77	0.67
53:D6:33:LYS:HA	53:D6:33:LYS:HE2	1.77	0.67
25:DA:1430:C:H2'	25:DA:1431:U:C6	2.30	0.67
25:DA:581:C:OP1	41:DU:33:ARG:HG2	1.95	0.67
28:DD:10:THR:OG1	28:DD:11:PRO:HD2	1.94	0.67
29:DE:49:LEU:N	29:DE:49:LEU:HD12	2.09	0.67
1:AA:377:A:H2'	1:AA:378:A:H8	1.57	0.66
2:AB:217:ARG:O	2:AB:221:LEU:HD23	1.94	0.66
2:AB:67:THR:O	2:AB:68:ILE:HD13	1.95	0.66
15:AO:51:HIS:O	15:AO:54:ARG:HB3	1.95	0.66
22:AW:16:U:H3'	22:AW:17:C:H5'	1.77	0.66
22:AW:7:A:O2'	22:AW:49:C:H5'	1.95	0.66
53:B6:33:LYS:HA	53:B6:33:LYS:HE2	1.77	0.66
25:BA:528:A:C2	25:BA:2042:A:H2'	2.30	0.66
25:BA:2111:C:H1'	25:BA:2118:U:O4'	1.95	0.66
25:BA:2199:A:H3'	25:BA:2200:C:C6	2.30	0.66
25:BA:271(R):G:H2'	25:BA:271(S):G:H8	1.58	0.66
31:BG:128:ARG:C	31:BG:130:ASN:N	2.47	0.66
1:CA:951:A:P	14:CN:41:ARG:HH12	2.18	0.66
2:CB:67:THR:HB	2:CB:155:LEU:HD21	1.76	0.66
2:CB:79:ASP:O	2:CB:82:ARG:HB3	1.95	0.66
3:CC:50:ALA:HB1	3:CC:70:VAL:HG11	1.77	0.66
11:CK:12:ARG:HG2	11:CK:13:GLN:N	2.10	0.66
12:CL:24:VAL:HG12	12:CL:24:VAL:O	1.95	0.66
25:DA:151:C:O2'	25:DA:152:G:H5'	1.95	0.66
22:CW:76:A:O2'	25:DA:2394:C:O2	2.13	0.66
25:DA:664:C:H4'	25:DA:941:A:OP1	1.95	0.66
26:DB:66:A:H61	26:DB:108:U:H2'	1.61	0.66
26:DB:93:G:N2	26:DB:94:C:C4	2.63	0.66
31:DG:10:LYS:HE3	31:DG:14:GLU:OE1	1.94	0.66
33:DI:109:ILE:HG22	33:DI:111:PRO:HD3	1.76	0.66
33:DI:73:GLU:HA	33:DI:138:ILE:HG23	1.78	0.66
36:DP:18:ARG:HH11	36:DP:18:ARG:CB	2.07	0.66
42:DV:41:GLY:HA3	42:DV:45:THR:OG1	1.93	0.66
45:DY:14:LEU:HD12	45:DY:15:VAL:H	1.60	0.66
8:AH:89:PRO:HA	8:AH:92:ARG:HH11	1.58	0.66

Continued on next page...

Continued from previous page...

Atom-1	Atom-2	Interatomic distance (Å)	Clash overlap (Å)
18:AR:50:ILE:CD1	18:AR:70:ILE:HG21	2.25	0.66
23:AV:30:G:N1	23:AV:43:G:C2	2.63	0.66
51:B4:46:ASN:HD22	51:B4:47:VAL:H	1.42	0.66
25:BA:335:C:H2'	25:BA:336:C:C6	2.28	0.66
25:BA:28:A:N6	25:BA:512:G:H1'	2.09	0.66
32:BH:107:VAL:HG21	32:BH:152:ARG:HG3	1.76	0.66
33:BI:11:ASN:O	33:BI:12:LEU:HB3	1.95	0.66
36:BP:80:TYR:CE1	36:BP:111:ARG:HD3	2.29	0.66
37:BQ:37:LEU:HD21	37:BQ:130:LYS:HB2	1.77	0.66
40:BT:91:ARG:HA	40:BT:117:ASP:H	1.60	0.66
35:BO:119:PRO:HB2	40:BT:68:TYR:CE1	2.30	0.66
41:BU:17:ILE:HG23	41:BU:39:LEU:HD12	1.77	0.66
42:BV:19:LYS:HG3	42:BV:20:LEU:O	1.94	0.66
43:BW:59:VAL:O	43:BW:63:ASP:N	2.26	0.66
1:CA:130:C:H42	1:CA:222:G:H1	1.43	0.66
2:CB:84:GLU:HB3	2:CB:219:VAL:HG21	1.76	0.66
2:CB:92:TYR:CE1	2:CB:151:GLY:HA3	2.30	0.66
16:CP:4:ILE:HB	16:CP:66:PRO:HB3	1.77	0.66
18:CR:19:LYS:O	18:CR:20:ALA:CB	2.44	0.66
25:DA:651:G:C5'	55:D8:18:ALA:HB3	2.24	0.66
25:DA:1112:G:N2	25:DA:1113:U:C2	2.64	0.66
25:DA:2127:G:O5'	27:DC:36:LYS:HE2	1.95	0.66
25:DA:2712:U:H1'	25:DA:2712(A):A:H8	1.58	0.66
25:DA:2777:G:H4'	25:DA:2778:A:H5'	1.77	0.66
25:DA:297:C:H2'	25:DA:298:G:C5'	2.24	0.66
29:DE:167:VAL:HG22	29:DE:170:LEU:HD11	1.77	0.66
30:DF:32:LEU:HD23	30:DF:32:LEU:O	1.94	0.66
34:DN:25:ARG:HG3	34:DN:25:ARG:HH11	1.61	0.66
36:DP:84:ASN:C	36:DP:86:LYS:H	1.97	0.66
42:DV:39:LEU:HD22	42:DV:39:LEU:H	1.59	0.66
41:DU:112:ARG:HH21	42:DV:46:VAL:HG11	1.60	0.66
46:DZ:17:ALA:O	46:DZ:20:ARG:HB2	1.94	0.66
1:AA:1386:C:H2'	1:AA:1387:G:C8	2.30	0.66
9:AI:48:GLU:N	9:AI:49:PRO:HD2	2.10	0.66
15:AO:16:ALA:HB1	15:AO:21:ASP:HB3	1.77	0.66
22:AW:52:G:H1	22:AW:62:C:N4	1.94	0.66
22:AY:28:G:H1	22:AY:42:C:N4	1.93	0.66
36:BP:63:PRO:HB3	55:B8:13:ARG:HB3	1.77	0.66
25:BA:1190:G:H5''	36:BP:35:HIS:HA	1.77	0.66
25:BA:2126:A:H4'	25:BA:2127:G:O5'	1.95	0.66
25:BA:2777:G:H4'	25:BA:2778:A:H5'	1.77	0.66

Continued on next page...

Continued from previous page...

Atom-1	Atom-2	Interatomic distance (Å)	Clash overlap (Å)
36:BP:13:ASN:ND2	36:BP:13:ASN:C	2.47	0.66
36:BP:122:PRO:HB3	36:BP:141:ALA:HB1	1.77	0.66
1:CA:229:C:H2'	1:CA:230:C:C6	2.29	0.66
6:CF:45:LEU:HD12	6:CF:46:ARG:H	1.59	0.66
25:DA:1991:U:O2'	25:DA:1992:G:C5'	2.43	0.66
25:DA:2062:A:O2'	25:DA:2063:C:C5'	2.44	0.66
25:DA:2172:U:H1'	25:DA:2173:A:P	2.35	0.66
25:DA:576:U:H2'	25:DA:577:G:H8	1.59	0.66
29:DE:3:GLY:O	29:DE:4:ILE:HB	1.94	0.66
43:DW:27:LYS:HE3	43:DW:31:GLU:HG2	1.78	0.66
15:AO:5:LYS:O	15:AO:9:GLN:HG2	1.96	0.66
19:AS:15:LEU:O	19:AS:19:VAL:HG23	1.95	0.66
25:BA:1826:G:H4'	28:BD:242:ARG:NH2	2.09	0.66
25:BA:2808:U:O2'	25:BA:2809:A:H5'	1.96	0.66
25:BA:1604:C:C5'	57:BA:3100:MG:MG	1.49	0.66
30:BF:65:TRP:HZ3	30:BF:73:ALA:O	1.79	0.66
31:BG:4:ASP:HA	31:BG:8:LYS:HD2	1.77	0.66
32:BH:85:LYS:HD2	32:BH:141:VAL:CG1	2.26	0.66
33:BI:73:GLU:HA	33:BI:138:ILE:HG23	1.77	0.66
39:BS:53:SER:OG	39:BS:54:LEU:HD22	1.96	0.66
1:CA:80:U:H2'	1:CA:81:U:H5	1.59	0.66
23:CV:17:C:C3'	23:CV:18:U:C5'	2.67	0.66
25:DA:1019:U:HO2'	25:DA:1021:A:H2	1.42	0.66
25:DA:2126:A:H4'	25:DA:2127:G:O5'	1.95	0.66
25:DA:729:G:C3'	25:DA:729:G:N3	2.59	0.66
26:DB:107:G:C2	26:DB:108:U:C6	2.84	0.66
37:DQ:12:GLN:HE21	37:DQ:72:LYS:HA	1.60	0.66
42:DV:2:PHE:HB2	42:DV:42:GLY:HA2	1.78	0.66
44:DX:64:LYS:HD3	44:DX:73:ARG:NE	2.09	0.66
46:DZ:69:THR:HG22	46:DZ:90:VAL:HG22	1.77	0.66
1:AA:1294:U:H6	1:AA:1294:U:O5'	1.76	0.66
1:AA:647:G:H22	1:AA:724:G:H1	1.41	0.66
1:AA:988:G:N2	1:AA:998:U:H1'	2.11	0.66
4:AD:9:CYS:SG	4:AD:31:CYS:O	2.53	0.66
9:AI:17:VAL:HG11	9:AI:81:ILE:HD13	1.77	0.66
25:BA:1430:C:H2'	25:BA:1431:U:C6	2.30	0.66
25:BA:2302:G:C6	25:BA:2315:G:C6	2.84	0.66
28:BD:241:PRO:O	28:BD:243:GLY:N	2.28	0.66
32:BH:156:ALA:H	32:BH:158:HIS:H	1.42	0.66
42:BV:46:VAL:HG22	42:BV:47:VAL:N	2.11	0.66
45:BY:14:LEU:HD12	45:BY:15:VAL:H	1.60	0.66

Continued on next page...

Continued from previous page...

Atom-1	Atom-2	Interatomic distance (Å)	Clash overlap (Å)
12:CL:46:LYS:CG	12:CL:47:LYS:H	1.92	0.66
13:CM:3:ARG:HG2	13:CM:9:ILE:CG1	2.25	0.66
19:CS:32:LYS:HA	19:CS:50:ALA:HB3	1.76	0.66
21:CU:18:TYR:CD2	21:CU:22:ARG:HD3	2.31	0.66
23:CV:54:G:O2'	23:CV:55:U:P	2.54	0.66
51:D4:36:VAL:HB	51:D4:37:PRO:HD2	1.77	0.66
53:D6:47:THR:CB	53:D6:49:HIS:CE1	2.74	0.66
25:DA:1434:A:H61	25:DA:1558:A:H62	1.41	0.66
25:DA:2195:C:O2'	25:DA:2196:C:H5'	1.94	0.66
25:DA:2467:C:H4'	37:DQ:123:HIS:CD2	2.30	0.66
25:DA:335:C:H2'	25:DA:336:C:C6	2.28	0.66
26:DB:15:A:H3'	26:DB:16:G:H5'	1.78	0.66
28:DD:129:ASN:O	28:DD:193:VAL:HG12	1.95	0.66
29:DE:76:ARG:O	29:DE:77:ILE:O	2.13	0.66
32:DH:52:VAL:O	32:DH:65:HIS:CD2	2.48	0.66
39:DS:26:LEU:HG	39:DS:39:ILE:CD1	2.24	0.66
45:DY:18:GLY:HA2	45:DY:21:LYS:HB2	1.76	0.66
46:DZ:24:LEU:HB2	46:DZ:41:LEU:HD23	1.78	0.66
1:AA:1220:A:H2'	1:AA:1279:C:H42	1.61	0.66
3:AC:35:GLU:HA	3:AC:38:ARG:HD2	1.77	0.66
3:AC:50:ALA:HB1	3:AC:70:VAL:HG11	1.76	0.66
1:AA:899:G:H4'	5:AE:20:GLN:HA	1.76	0.66
15:AO:30:ALA:HA	15:AO:85:LEU:HD11	1.76	0.66
54:B7:41:ARG:HD3	54:B7:45:ALA:CB	2.25	0.66
25:BA:1042:G:H1'	25:BA:1114:G:H22	1.61	0.66
25:BA:1578:U:H2'	25:BA:1579:A:H5''	1.78	0.66
25:BA:528:A:H2	25:BA:2043:C:C4'	2.08	0.66
25:BA:2075:U:OP1	28:BD:244:ARG:NH2	2.29	0.66
25:BA:2305:A:C4	31:BG:154:GLY:HA3	2.31	0.66
25:BA:969:U:H2'	25:BA:970:C:C6	2.31	0.66
29:BE:76:ARG:O	29:BE:77:ILE:O	2.13	0.66
43:BW:27:LYS:HE3	43:BW:31:GLU:HG2	1.78	0.66
37:BQ:62:GLY:O	46:BZ:178:GLU:HG3	1.94	0.66
3:CC:82:GLU:O	3:CC:86:VAL:HG13	1.96	0.66
20:CT:53:LEU:HD12	20:CT:102:GLY:H	1.60	0.66
23:CV:30:G:C2'	23:CV:31:G:H5'	2.25	0.66
55:D8:30:ARG:NE	55:D8:30:ARG:HA	2.09	0.66
25:DA:109:G:H2'	25:DA:110:G:H8	1.60	0.66
26:DB:42:C:H4'	31:DG:67:LYS:O	1.95	0.66
29:DE:120:TRP:CD2	29:DE:155:LYS:HD3	2.31	0.66
31:DG:64:THR:HG23	31:DG:65:GLY:N	2.10	0.66

Continued on next page...

Continued from previous page...

Atom-1	Atom-2	Interatomic distance (Å)	Clash overlap (Å)
40:DT:89:VAL:HG11	40:DT:91:ARG:HE	1.60	0.66
10:AJ:16:LEU:HD23	10:AJ:94:VAL:HG13	1.76	0.66
12:AL:12:ARG:HG2	12:AL:12:ARG:HH11	1.61	0.66
19:AS:64:GLU:O	19:AS:67:VAL:HG23	1.96	0.66
55:B8:28:GLY:O	55:B8:32:LEU:HG	1.96	0.66
55:B8:30:ARG:HA	55:B8:30:ARG:NE	2.09	0.66
25:BA:2062:A:O2'	25:BA:2063:C:C5'	2.44	0.66
26:BB:7:G:C3'	26:BB:8:U:H5''	2.21	0.66
30:BF:2:LYS:H	30:BF:2:LYS:CD	2.06	0.66
32:BH:85:LYS:CD	32:BH:133:VAL:HB	2.26	0.66
33:BI:77:LEU:HB3	33:BI:140:LEU:CD1	2.21	0.66
34:BN:23:LEU:HB3	34:BN:60:ILE:HG21	1.76	0.66
25:BA:2415:G:H4'	36:BP:67:MET:N	2.11	0.66
36:BP:84:ASN:C	36:BP:86:LYS:H	1.97	0.66
37:BQ:27:VAL:HG23	37:BQ:137:TYR:HE1	1.60	0.66
25:BA:2469:A:O2'	37:BQ:56:ARG:CD	2.40	0.66
1:AA:1425:G:N2	40:BT:119:LYS:HB2	2.11	0.66
43:BW:22:ASP:HA	43:BW:25:ARG:HH12	1.59	0.66
1:CA:1280:A:N3	1:CA:1280:A:H3'	2.11	0.66
3:CC:182:ILE:HG23	3:CC:202:ILE:O	1.96	0.66
4:CD:25:ARG:C	4:CD:27:TYR:H	1.99	0.66
20:CT:72:LEU:HD23	20:CT:73:HIS:H	1.59	0.66
48:D1:23:LYS:HE2	48:D1:28:GLY:HA3	1.76	0.66
25:DA:1668:A:OP1	35:DO:5:GLN:CG	2.42	0.66
25:DA:2152:G:H2'	25:DA:2153:G:H8	1.61	0.66
25:DA:2313:C:OP1	31:DG:71:THR:HG21	1.96	0.66
25:DA:395:U:O2	25:DA:395:U:H2'	1.96	0.66
28:DD:11:PRO:C	28:DD:13:ARG:N	2.49	0.66
31:DG:108:ASN:O	31:DG:112:PRO:HG3	1.95	0.66
31:DG:128:ARG:C	31:DG:130:ASN:N	2.47	0.66
34:DN:10:GLU:CD	34:DN:11:PRO:HD2	2.16	0.66
36:DP:122:PRO:HB3	36:DP:141:ALA:HB1	1.77	0.66
44:DX:12:VAL:HG13	44:DX:27:THR:O	1.96	0.66
12:AL:7:ILE:HA	12:AL:10:LEU:HD12	1.77	0.66
15:AO:54:ARG:HG2	15:AO:54:ARG:HH11	1.60	0.66
48:B1:64:ALA:HA	48:B1:67:ILE:HD11	1.76	0.66
25:BA:1112:G:N2	25:BA:1113:U:C2	2.64	0.66
25:BA:2392:A:C8	36:BP:60:MET:HB3	2.30	0.66
25:BA:353:G:C2	25:BA:354:G:N7	2.63	0.66
27:BC:86:ALA:HB3	27:BC:94:VAL:HG21	1.78	0.66
28:BD:11:PRO:C	28:BD:13:ARG:N	2.49	0.66

Continued on next page...

Continued from previous page...

Atom-1	Atom-2	Interatomic distance (Å)	Clash overlap (Å)
29:BE:167:VAL:HG22	29:BE:170:LEU:HD11	1.77	0.66
30:BF:9:ILE:HG23	30:BF:11:VAL:O	1.95	0.66
31:BG:76:SER:CA	31:BG:83:ARG:HB2	2.25	0.66
32:BH:156:ALA:C	32:BH:158:HIS:N	2.48	0.66
2:CB:71:VAL:HA	2:CB:93:VAL:CG2	2.26	0.66
4:CD:76:ARG:O	4:CD:80:GLU:HG2	1.96	0.66
9:CI:3:GLN:HG2	9:CI:20:ARG:NH1	2.11	0.66
9:CI:48:GLU:N	9:CI:49:PRO:HD2	2.10	0.66
20:CT:63:ILE:HD13	20:CT:80:ARG:HB2	1.76	0.66
22:CW:16:U:C4	22:CW:18:G:H3'	2.30	0.66
22:CW:58:A:C2	22:CW:61:C:C4	2.83	0.66
25:DA:250:G:OP2	55:D8:13:ARG:NH2	2.29	0.66
25:DA:1887:C:H2'	25:DA:1888:G:H5''	1.76	0.66
25:DA:2863:C:OP1	40:DT:93:ARG:NH2	2.29	0.66
25:DA:790:C:O2'	25:DA:791:C:P	2.53	0.66
28:DD:36:PRO:HB2	28:DD:61:LEU:HD12	1.78	0.66
28:DD:76:PRO:O	28:DD:98:VAL:HG23	1.94	0.66
29:DE:203:LYS:HE2	29:DE:204:ALA:HB2	1.78	0.66
30:DF:123:LEU:HD12	30:DF:124:LEU:H	1.59	0.66
30:DF:9:ILE:HG23	30:DF:11:VAL:O	1.95	0.66
31:DG:104:GLU:HG2	51:D4:50:THR:HG21	1.77	0.66
32:DH:102:ALA:HB1	32:DH:115:VAL:O	1.96	0.66
32:DH:85:LYS:CD	32:DH:133:VAL:HB	2.26	0.66
33:DI:123:LEU:HD11	33:DI:144:VAL:CG1	2.26	0.66
45:DY:49:VAL:O	45:DY:53:PRO:HG3	1.95	0.66
46:DZ:33:LEU:HD12	46:DZ:34:ASN:H	1.61	0.66
1:AA:1102:G:H2'	1:AA:1103:U:C6	2.30	0.66
4:AD:22:LYS:HB2	4:AD:26:CYS:HB2	1.77	0.66
6:AF:83:ASP:OD1	28:BD:168:ARG:NH2	2.28	0.66
9:AI:3:GLN:HG2	9:AI:20:ARG:NH1	2.11	0.66
20:AT:44:ALA:HA	20:AT:92:LEU:CD2	2.26	0.66
23:AV:20:G:H3'	23:AV:21:U:O2	1.95	0.66
50:B3:15:TYR:O	50:B3:20:LYS:HE2	1.96	0.66
25:BA:2075:U:O4	25:BA:2238:G:C6	2.48	0.66
25:BA:2392:A:OP1	55:B8:32:LEU:HD22	1.96	0.66
25:BA:2554:U:H2'	25:BA:2555:U:H6	1.61	0.66
25:BA:792:G:H5''	25:BA:793:A:H5'	1.78	0.66
25:BA:910:A:C4	37:BQ:13:GLN:OE1	2.49	0.66
28:BD:36:PRO:HB2	28:BD:61:LEU:HD12	1.78	0.66
34:BN:10:GLU:CD	34:BN:11:PRO:HD2	2.16	0.66
34:BN:1:MET:HG2	34:BN:2:LYS:N	2.10	0.66

Continued on next page...

Continued from previous page...

Atom-1	Atom-2	Interatomic distance (Å)	Clash overlap (Å)
39:BS:32:LEU:O	39:BS:62:LYS:HE2	1.96	0.66
42:BV:38:LEU:C	42:BV:39:LEU:HD13	2.16	0.66
7:CG:148:ASN:C	7:CG:150:ALA:H	1.98	0.66
13:CM:92:HIS:CD2	13:CM:98:VAL:CG2	2.78	0.66
20:CT:26:ASN:O	20:CT:30:LYS:HB2	1.95	0.66
22:CY:28:G:H2'	22:CY:29:G:C8	2.31	0.66
38:DR:5:LYS:HD2	38:DR:5:LYS:H	1.61	0.66
1:AA:196:U:H2'	1:AA:197:G:C8	2.31	0.66
4:AD:25:ARG:C	4:AD:27:TYR:H	1.99	0.66
8:AH:104:ARG:HB3	8:AH:107:LEU:HB2	1.77	0.66
1:AA:1310:A:P	13:AM:28:ALA:HB3	2.36	0.66
23:AV:54:G:O2'	23:AV:55:U:P	2.54	0.66
22:AW:68:C:H2'	22:AW:69:G:C8	2.25	0.66
22:AY:38:A:N1	22:AY:39:U:C2	2.64	0.66
48:B1:64:ALA:O	48:B1:67:ILE:HG13	1.96	0.66
53:B6:35:GLU:HB3	53:B6:51:GLU:CG	2.26	0.66
25:BA:1722:A:C2	25:BA:1740:G:H8	2.14	0.66
25:BA:1986:A:C2'	25:BA:1987:G:H5''	2.26	0.66
29:BE:4:ILE:CG1	29:BE:28:ALA:HB1	2.26	0.66
33:BI:123:LEU:HD11	33:BI:144:VAL:HG13	1.78	0.66
46:BZ:33:LEU:HD11	46:BZ:35:ARG:HB2	1.78	0.66
46:BZ:82:ARG:HG2	46:BZ:83:PRO:HD2	1.78	0.66
1:CA:307:C:H2'	1:CA:308:A:C8	2.31	0.66
1:CA:80:U:H2'	1:CA:81:U:C5	2.30	0.66
23:CV:58:A:O2'	23:CV:59:A:H5'	1.96	0.66
53:D6:41:PRO:CD	53:D6:46:HIS:H	2.03	0.66
25:DA:1722:A:C2	25:DA:1740:G:H8	2.14	0.66
25:DA:2199:A:H5''	25:DA:2200:C:C5	2.28	0.66
25:DA:952:G:C5	25:DA:953:A:N7	2.64	0.66
28:DD:176:ARG:HH11	28:DD:176:ARG:HG2	1.60	0.66
29:DE:4:ILE:CG1	29:DE:28:ALA:HB1	2.26	0.66
30:DF:67:GLN:O	30:DF:67:GLN:CG	2.41	0.66
36:DP:48:PRO:HG2	36:DP:49:ARG:H	1.60	0.66
1:AA:1046:G:N2	1:AA:1171:G:H2'	2.11	0.65
1:AA:1302:C:C4'	1:AA:1303:C:H5''	2.25	0.65
7:AG:113:GLU:HB2	7:AG:119:ARG:CG	2.20	0.65
8:AH:17:THR:HG22	8:AH:63:LEU:HG	1.78	0.65
10:AJ:6:ILE:HA	10:AJ:97:GLU:O	1.97	0.65
11:AK:21:ILE:HG13	11:AK:30:VAL:HG12	1.77	0.65
25:BA:747:U:OP2	52:B5:3:LYS:HD3	1.96	0.65
29:BE:11:MET:N	40:BT:8:LYS:HZ1	1.86	0.65

Continued on next page...

Continued from previous page...

Atom-1	Atom-2	Interatomic distance (Å)	Clash overlap (Å)
31:BG:106:LEU:HA	31:BG:110:ALA:CB	2.26	0.65
33:BI:123:LEU:HD11	33:BI:144:VAL:CG1	2.26	0.65
43:BW:92:ARG:HH11	43:BW:92:ARG:HG2	1.61	0.65
1:CA:736:A:H4'	1:CA:737:C:O4'	1.96	0.65
2:CB:178:ARG:HG3	8:CH:72:PRO:N	2.11	0.65
2:CB:218:ALA:O	2:CB:222:ILE:HG13	1.96	0.65
5:CE:41:VAL:HG11	5:CE:113:ALA:CA	2.25	0.65
12:CL:28:LYS:O	12:CL:30:ALA:N	2.28	0.65
23:CV:41:C:O2'	23:CV:42:C:H5'	1.97	0.65
47:D0:40:GLN:HE21	47:D0:43:THR:HA	1.60	0.65
25:DA:1625:C:H2'	25:DA:1626:G:O4'	1.96	0.65
25:DA:203:C:H3'	25:DA:204:A:H5''	1.76	0.65
25:DA:2481:G:HO2'	25:DA:2482:G:P	2.19	0.65
25:DA:528:A:H2	25:DA:2043:C:C4'	2.08	0.65
25:DA:911:A:H5''	25:DA:912:C:O5'	1.96	0.65
27:DC:86:ALA:HB3	27:DC:94:VAL:HG21	1.78	0.65
31:DG:4:ASP:HA	31:DG:8:LYS:HD2	1.77	0.65
32:DH:135:GLY:HA3	32:DH:141:VAL:HG21	1.78	0.65
25:DA:1035:U:H5'	32:DH:59:ARG:HD3	1.77	0.65
35:DO:88:ASN:ND2	35:DO:90:GLN:OE1	2.29	0.65
36:DP:64:LYS:O	36:DP:66:GLY:N	2.28	0.65
37:DQ:55:VAL:O	37:DQ:59:ARG:HA	1.95	0.65
39:DS:62:LYS:H	39:DS:65:VAL:HG23	1.61	0.65
46:DZ:135:GLU:O	46:DZ:136:PHE:HB3	1.95	0.65
1:AA:1119:C:H4'	1:AA:1120:G:C2	2.32	0.65
1:AA:1379:C:H42	24:AX:22:A:H3'	1.61	0.65
1:AA:773:A:N6	1:AA:774:G:C6	2.64	0.65
2:AB:114:ARG:HH11	2:AB:114:ARG:HG3	1.61	0.65
1:AA:7:G:H21	5:AE:121:LYS:HG2	1.61	0.65
8:AH:88:LYS:HB3	8:AH:89:PRO:HD2	1.76	0.65
10:AJ:6:ILE:O	10:AJ:71:LEU:HD12	1.96	0.65
1:AA:639:C:H4'	15:AO:62:GLN:NE2	2.10	0.65
25:BA:2863:C:OP1	40:BT:93:ARG:NH2	2.29	0.65
25:BA:90:U:HO2'	25:BA:92:A:H5''	1.59	0.65
37:BQ:34:LEU:HD11	37:BQ:129:THR:HB	1.78	0.65
37:BQ:69:PHE:CD1	37:BQ:70:PRO:HD2	2.31	0.65
41:BU:112:ARG:HH21	42:BV:46:VAL:HG11	1.60	0.65
25:BA:1162:G:H4'	42:BV:24:LYS:HB2	1.78	0.65
43:BW:59:VAL:HG12	43:BW:60:ASN:ND2	2.10	0.65
46:BZ:135:GLU:O	46:BZ:136:PHE:HB3	1.96	0.65
1:CA:1036:C:N3	22:CY:34:G:H1'	2.11	0.65

Continued on next page...

Continued from previous page...

Atom-1	Atom-2	Interatomic distance (Å)	Clash overlap (Å)
1:CA:1310:A:P	13:CM:28:ALA:HB3	2.36	0.65
3:CC:69:HIS:HA	3:CC:104:GLN:O	1.97	0.65
5:CE:43:LEU:HD21	5:CE:132:ALA:HB1	1.78	0.65
13:CM:93:ARG:NE	25:DA:888:C:H5''	2.11	0.65
16:CP:14:ASN:N	16:CP:15:PRO:HD3	2.11	0.65
20:CT:49:ALA:CB	20:CT:100:ILE:CD1	2.60	0.65
53:D6:35:GLU:HB3	53:D6:51:GLU:HG3	1.77	0.65
25:DA:2307:G:N3	25:DA:2307:G:H5''	2.12	0.65
45:DY:38:ILE:HG22	45:DY:39:VAL:N	2.11	0.65
1:AA:981:G:N2	1:AA:1020:C:N3	2.44	0.65
4:AD:20:TYR:CE1	6:CF:15:ASP:HB2	2.27	0.65
10:AJ:51:ARG:HG3	10:AJ:60:ARG:HA	1.79	0.65
11:AK:12:ARG:HG2	11:AK:13:GLN:N	2.11	0.65
20:AT:14:LYS:HB2	20:AT:17:ARG:HH21	1.62	0.65
25:BA:109:G:H2'	25:BA:110:G:H8	1.61	0.65
25:BA:1264:G:H5'	52:B5:11:THR:OG1	1.96	0.65
25:BA:2310:A:O2'	25:BA:2311:A:H5'	1.97	0.65
25:BA:2317:C:O2'	25:BA:2318:G:H5'	1.96	0.65
28:BD:108:PRO:HG2	28:BD:111:LEU:HB2	1.78	0.65
28:BD:264:LYS:HG2	28:BD:266:SER:HB3	1.79	0.65
31:BG:111:LEU:HB3	31:BG:117:PHE:CE2	2.30	0.65
36:BP:23:PRO:HB2	36:BP:33:ARG:CG	2.26	0.65
26:BB:117:G:C4'	39:BS:55:ALA:HB1	2.24	0.65
1:CA:1165:G:H2'	1:CA:1166:G:C8	2.30	0.65
1:CA:660:U:H3	1:CA:696:G:H22	1.45	0.65
1:CA:912:A:H2'	1:CA:913:C:H6	1.61	0.65
2:CB:8:LYS:O	2:CB:12:GLU:HG3	1.96	0.65
6:CF:82:ARG:HB2	6:CF:85:VAL:HG23	1.79	0.65
1:CA:1107:U:O4	10:CJ:5:ARG:HD3	1.97	0.65
12:CL:28:LYS:CB	12:CL:33:ARG:NH1	2.59	0.65
20:CT:53:LEU:HD12	20:CT:102:GLY:N	2.11	0.65
25:DA:2881:C:H2'	25:DA:2882:A:C8	2.31	0.65
29:DE:52:LEU:HD13	29:DE:53:PRO:CD	2.21	0.65
30:DF:134:GLY:H	30:DF:162:LEU:HG	1.59	0.65
33:DI:123:LEU:HD11	33:DI:144:VAL:HG13	1.78	0.65
33:DI:72:LEU:CD1	33:DI:138:ILE:HD13	2.25	0.65
42:DV:55:ALA:HA	42:DV:101:GLY:HA2	1.78	0.65
42:DV:62:LEU:HD21	42:DV:95:LEU:HB2	1.76	0.65
46:DZ:56:VAL:HG12	46:DZ:57:ILE:N	2.12	0.65
1:AA:1490:A:H2'	1:AA:1491:C:C6	2.32	0.65
1:AA:262:C:OP2	17:AQ:67:LYS:HD2	1.96	0.65

Continued on next page...

Continued from previous page...

Atom-1	Atom-2	Interatomic distance (Å)	Clash overlap (Å)
1:AA:343:G:O2'	1:AA:344:A:H5'	1.97	0.65
3:AC:150:LYS:HA	3:AC:169:ALA:CB	2.26	0.65
5:AE:51:VAL:HB	5:AE:52:PRO:HD3	1.76	0.65
7:AG:62:PHE:HA	7:AG:124:LEU:CD2	2.27	0.65
16:AP:14:ASN:N	16:AP:15:PRO:HD3	2.11	0.65
18:AR:70:ILE:O	18:AR:74:ARG:HG3	1.95	0.65
21:AU:25:LYS:HB2	21:AU:25:LYS:NZ	2.12	0.65
47:B0:40:GLN:HE21	47:B0:43:THR:HA	1.60	0.65
53:B6:35:GLU:HB3	53:B6:51:GLU:HG3	1.77	0.65
26:BB:70:C:O5'	26:BB:70:C:H6	1.80	0.65
27:BC:78:ALA:CB	27:BC:82:LYS:HB2	2.26	0.65
30:BF:123:LEU:HD12	30:BF:124:LEU:H	1.59	0.65
31:BG:109:VAL:O	31:BG:113:ARG:HB2	1.97	0.65
39:BS:62:LYS:H	39:BS:65:VAL:HG23	1.61	0.65
40:BT:11:GLU:O	40:BT:13:ARG:N	2.23	0.65
46:BZ:33:LEU:HD12	46:BZ:34:ASN:H	1.61	0.65
1:CA:784:U:H2'	1:CA:785:A:C8	2.31	0.65
13:CM:92:HIS:CD2	13:CM:98:VAL:HG21	2.31	0.65
22:CW:28:G:H8	22:CW:28:G:O5'	1.78	0.65
22:CW:35:A:N1	24:CX:13:A:N1	2.44	0.65
55:D8:4:MET:SD	55:D8:61:LEU:HD22	2.36	0.65
25:DA:2317:C:O2'	25:DA:2318:G:H5'	1.96	0.65
25:DA:78:A:H2'	25:DA:79:G:C8	2.31	0.65
25:DA:942:G:H5'	36:DP:35:HIS:HB3	1.79	0.65
36:DP:38:GLN:HG3	36:DP:39:LYS:N	2.06	0.65
38:DR:18:LEU:HD11	38:DR:22:ARG:NH2	2.11	0.65
1:AA:1281:G:O2'	1:AA:1282:U:P	2.54	0.65
1:AA:657:G:H2'	1:AA:658:A:C8	2.31	0.65
2:AB:96:ARG:H	2:AB:96:ARG:HD2	1.62	0.65
1:AA:781:G:OP1	11:AK:122:LYS:NZ	2.28	0.65
13:AM:22:ILE:CG2	13:AM:25:ILE:HD13	2.27	0.65
23:AV:72:C:H2'	23:AV:73:A:C8	2.31	0.65
23:AV:8:U:H1'	23:AV:49:C:H1'	1.78	0.65
22:AW:67:C:C2	22:AW:68:C:C5	2.85	0.65
25:BA:1313:U:C2'	25:BA:1313:U:O2	2.45	0.65
25:BA:1590:U:C3'	25:BA:1591:G:H5''	2.27	0.65
25:BA:943:U:OP2	36:BP:38:GLN:CD	2.35	0.65
31:BG:139:LEU:H	31:BG:139:LEU:HD23	1.61	0.65
32:BH:98:LEU:HB2	32:BH:125:VAL:HG21	1.78	0.65
35:BO:12:ASP:HA	35:BO:98:VAL:HA	1.79	0.65
37:BQ:43:THR:HA	37:BQ:94:VAL:HG12	1.79	0.65

Continued on next page...

Continued from previous page...

Atom-1	Atom-2	Interatomic distance (Å)	Clash overlap (Å)
39:BS:92:TYR:CD1	39:BS:93:LYS:N	2.64	0.65
1:CA:719:C:H2'	1:CA:720:A:C8	2.31	0.65
2:CB:63:MET:HG3	2:CB:64:ARG:N	2.10	0.65
14:CN:15:LYS:HD2	14:CN:16:PHE:CE2	2.31	0.65
15:CO:3:ILE:N	15:CO:3:ILE:HD13	2.10	0.65
16:CP:20:VAL:HG21	16:CP:32:TYR:CG	2.31	0.65
18:CR:56:THR:HB	18:CR:58:LEU:CD1	2.27	0.65
22:CW:14:A:N3	22:CW:14:A:H2'	2.10	0.65
27:DC:78:ALA:CB	27:DC:82:LYS:HB2	2.26	0.65
28:DD:264:LYS:HG2	28:DD:266:SER:HB3	1.79	0.65
29:DE:120:TRP:CE3	29:DE:155:LYS:HD3	2.32	0.65
31:DG:139:LEU:HD23	31:DG:139:LEU:H	1.61	0.65
33:DI:71:ILE:HG13	33:DI:72:LEU:N	2.12	0.65
38:DR:9:LYS:O	38:DR:10:LEU:HG	1.95	0.65
46:DZ:166:SER:HB2	46:DZ:167:PRO:C	2.17	0.65
9:AI:104:ARG:CD	9:AI:106:ALA:HA	2.27	0.65
11:AK:32:ILE:CD1	11:AK:72:ALA:HB2	2.27	0.65
22:AW:4:C:O2	22:AW:4:C:H2'	1.96	0.65
25:BA:1625:C:H2'	25:BA:1626:G:O4'	1.96	0.65
25:BA:286:C:C2'	25:BA:287:C:H5''	2.27	0.65
25:BA:2881:C:H2'	25:BA:2882:A:C8	2.31	0.65
25:BA:614:U:H4'	25:BA:614(C):A:H62	1.60	0.65
25:BA:979:G:H3'	25:BA:980:A:H5''	1.78	0.65
29:BE:120:TRP:CD2	29:BE:155:LYS:HD3	2.31	0.65
37:BQ:16:ARG:HG2	37:BQ:17:LEU:N	2.12	0.65
40:BT:16:ARG:NH1	40:BT:18:ASP:OD2	2.29	0.65
46:BZ:166:SER:HB2	46:BZ:167:PRO:C	2.17	0.65
46:BZ:69:THR:HG22	46:BZ:90:VAL:HG22	1.77	0.65
46:BZ:99:TYR:HA	46:BZ:124:ILE:O	1.97	0.65
1:CA:1281:G:O2'	1:CA:1282:U:P	2.55	0.65
9:CI:16:ARG:HB2	9:CI:64:THR:CG2	2.27	0.65
10:CJ:30:SER:OG	10:CJ:81:THR:HG22	1.97	0.65
19:CS:15:LEU:O	19:CS:19:VAL:HG23	1.96	0.65
23:CV:55:U:H6	23:CV:55:U:H3'	1.60	0.65
22:CW:57:G:H2'	22:CW:58:A:H5'	1.79	0.65
25:DA:1286:A:C2'	25:DA:1288:U:OP2	2.45	0.65
25:DA:2808:U:O2'	25:DA:2809:A:H5'	1.95	0.65
25:DA:668:G:C2	25:DA:670:A:C6	2.85	0.65
25:DA:792:G:H5''	25:DA:793:A:H5'	1.77	0.65
25:DA:984:A:H5''	25:DA:985:C:H5	1.60	0.65
27:DC:93:TYR:O	27:DC:94:VAL:HG13	1.96	0.65

Continued on next page...

Continued from previous page...

Atom-1	Atom-2	Interatomic distance (Å)	Clash overlap (Å)
25:DA:322:A:OP2	30:DF:169:ASN:HB2	1.97	0.65
31:DG:106:LEU:HA	31:DG:110:ALA:CB	2.26	0.65
32:DH:30:LYS:HZ2	32:DH:81:GLU:HG2	1.58	0.65
33:DI:11:ASN:O	33:DI:12:LEU:HB3	1.95	0.65
35:DO:1:MET:HG3	35:DO:32:TYR:HB3	1.79	0.65
41:DU:17:ILE:HG23	41:DU:39:LEU:HD12	1.77	0.65
46:DZ:99:TYR:HA	46:DZ:124:ILE:O	1.97	0.65
46:DZ:24:LEU:HB2	46:DZ:41:LEU:CD2	2.27	0.65
1:AA:1327:A:H61	1:AA:1356:A:H3'	1.62	0.65
1:AA:809:C:H2'	1:AA:810:U:C6	2.31	0.65
2:AB:63:MET:HG3	2:AB:64:ARG:H	1.62	0.65
2:AB:71:VAL:HA	2:AB:93:VAL:CG2	2.26	0.65
4:AD:76:ARG:O	4:AD:80:GLU:HG2	1.96	0.65
9:AI:106:ALA:O	9:AI:108:VAL:HG13	1.97	0.65
11:AK:84:VAL:HG23	11:AK:110:ASP:HA	1.79	0.65
20:AT:26:ASN:O	20:AT:30:LYS:HB2	1.96	0.65
22:AY:40:C:H2'	22:AY:40:C:O2	1.97	0.65
48:B1:6:GLU:HG3	48:B1:61:ARG:O	1.95	0.65
55:B8:4:MET:SD	55:B8:61:LEU:HD22	2.36	0.65
25:BA:2401:U:H2'	25:BA:2402:C:H5''	1.79	0.65
25:BA:2632:A:N3	29:BE:61:ARG:HD3	2.12	0.65
31:BG:91:ARG:HD2	31:BG:92:VAL:N	2.12	0.65
38:BR:18:LEU:HD11	38:BR:22:ARG:NH2	2.11	0.65
40:BT:32:TYR:CE1	40:BT:81:PRO:HG2	2.32	0.65
45:BY:38:ILE:HG22	45:BY:39:VAL:N	2.11	0.65
1:CA:1172:A:P	3:CC:3:ASN:HD21	2.20	0.65
1:CA:902:G:H1	1:CA:1373:U:H3	1.43	0.65
1:CA:197:G:C4	20:CT:105:SER:HB3	2.31	0.65
1:CA:290:C:H2'	1:CA:291:U:O5'	1.97	0.65
10:CJ:48:THR:HG23	10:CJ:62:HIS:HB3	1.77	0.65
10:CJ:6:ILE:O	10:CJ:71:LEU:HD12	1.97	0.65
23:CV:53:G:HO2'	23:CV:54:G:P	2.20	0.65
22:CW:14:A:C5	22:CW:22:G:N2	2.64	0.65
51:D4:46:ASN:HD22	51:D4:47:VAL:H	1.42	0.65
53:D6:11:LEU:HG	53:D6:26:ASN:ND2	2.11	0.65
25:DA:2036:C:C6	25:DA:2036:C:H5'	2.27	0.65
25:DA:296:C:O2'	25:DA:297:C:H5'	1.97	0.65
31:DG:113:ARG:NH2	51:D4:61:VAL:CG1	2.59	0.65
32:DH:98:LEU:HB2	32:DH:125:VAL:HG21	1.77	0.65
33:DI:5:LEU:HD12	33:DI:5:LEU:H	1.61	0.65
34:DN:39:ARG:HG2	34:DN:39:ARG:HH11	1.61	0.65

Continued on next page...

Continued from previous page...

Atom-1	Atom-2	Interatomic distance (Å)	Clash overlap (Å)
34:DN:16:ILE:HG23	34:DN:54:VAL:HG22	1.79	0.65
43:DW:59:VAL:O	43:DW:63:ASP:N	2.26	0.65
1:AA:519:C:N4	1:AA:520:G:O6	2.30	0.65
3:AC:195:VAL:HG12	3:AC:196:LEU:N	2.12	0.65
13:AM:60:VAL:HG12	13:AM:66:LEU:CD2	2.27	0.65
43:BW:19:LEU:O	52:B5:25:LEU:HD12	1.97	0.65
25:BA:1140:C:H5'	25:BA:1141:U:OP2	1.97	0.65
25:BA:1566:A:OP1	28:BD:211:ARG:NH1	2.29	0.65
26:BB:44:G:H1'	26:BB:47:C:H42	1.62	0.65
27:BC:93:TYR:O	27:BC:94:VAL:HG13	1.96	0.65
31:BG:46:ALA:O	31:BG:82:LEU:HD21	1.96	0.65
33:BI:47:LEU:O	33:BI:51:ILE:CG1	2.43	0.65
35:BO:73:ASP:OD1	35:BO:75:SER:N	2.29	0.65
35:BO:90:GLN:OE1	35:BO:90:GLN:N	2.30	0.65
36:BP:146:VAL:HG13	36:BP:147:LEU:H	1.62	0.65
36:BP:96:THR:O	36:BP:100:LEU:HD23	1.97	0.65
1:CA:289:U:O4	1:CA:290:C:N4	2.30	0.65
2:CB:18:GLY:N	2:CB:42:ILE:HG22	2.06	0.65
15:CO:54:ARG:HG2	15:CO:54:ARG:HH11	1.61	0.65
17:CQ:7:THR:CG2	17:CQ:58:GLU:HG2	2.26	0.65
48:D1:64:ALA:O	48:D1:67:ILE:HG13	1.96	0.65
53:D6:35:GLU:HB3	53:D6:51:GLU:CG	2.26	0.65
25:DA:197:A:H5'	25:DA:197:A:C8	2.31	0.65
25:DA:2075:U:C4	25:DA:2238:G:C5	2.85	0.65
25:DA:2376:A:C4	39:DS:94:TYR:CE1	2.85	0.65
25:DA:2562:U:H1'	35:DO:23:ARG:NH1	2.12	0.65
25:DA:2580:U:H4'	29:DE:130:GLY:HA2	1.78	0.65
25:DA:806:C:OP2	36:DP:39:LYS:HD3	1.97	0.65
29:DE:132:HIS:CG	29:DE:135:HIS:NE2	2.65	0.65
36:DP:96:THR:O	36:DP:100:LEU:HD23	1.96	0.65
45:DY:81:LYS:CD	45:DY:97:ARG:HB3	2.27	0.65
46:DZ:97:GLU:HB3	46:DZ:125:LEU:HD11	1.79	0.65
1:AA:124:A:C8	17:AQ:63:ARG:HG3	2.32	0.65
1:AA:639:C:H4'	15:AO:62:GLN:HE22	1.61	0.65
10:AJ:56:HIS:O	10:AJ:58:ASP:N	2.29	0.65
13:AM:3:ARG:CA	13:AM:9:ILE:HG13	2.27	0.65
47:B0:25:ARG:HD2	47:B0:29:GLN:HE22	1.57	0.65
25:BA:1286:A:C2'	25:BA:1288:U:OP2	2.45	0.65
25:BA:379:G:C5	25:BA:380:U:C6	2.85	0.65
25:BA:395:U:O2	25:BA:396:G:N7	2.30	0.65
28:BD:48:ARG:NH1	28:BD:48:ARG:HG3	2.11	0.65

Continued on next page...

Continued from previous page...

Atom-1	Atom-2	Interatomic distance (Å)	Clash overlap (Å)
33:BI:5:LEU:HD12	33:BI:5:LEU:H	1.61	0.65
37:BQ:4:PRO:HG3	37:BQ:71:ASP:HA	1.79	0.65
38:BR:2:ARG:NH2	38:BR:5:LYS:NZ	2.45	0.65
39:BS:30:ARG:HB3	39:BS:89:ARG:NH2	2.12	0.65
44:BX:12:VAL:HG13	44:BX:27:THR:O	1.96	0.65
1:CA:1119:C:H4'	1:CA:1120:G:C2	2.31	0.65
1:CA:1173:C:OP2	3:CC:4:LYS:NZ	2.25	0.65
1:CA:290:C:O2'	1:CA:291:U:C5'	2.45	0.65
1:CA:720:A:H2'	1:CA:721:C:H6	1.61	0.65
2:CB:96:ARG:H	2:CB:96:ARG:HD2	1.61	0.65
14:CN:9:LYS:HA	14:CN:12:ARG:CZ	2.27	0.65
50:D3:15:TYR:O	50:D3:20:LYS:HE2	1.96	0.65
25:DA:1140:C:H5'	25:DA:1141:U:OP2	1.97	0.65
25:DA:1652:A:O5'	25:DA:1652:A:H8	1.80	0.65
25:DA:1986:A:C2'	25:DA:1987:G:H5''	2.26	0.65
25:DA:649:G:H2'	25:DA:650:C:C6	2.32	0.65
25:DA:779:U:H2'	25:DA:780:G:C8	2.31	0.65
25:DA:94(A):G:N3	49:D2:47:ASN:ND2	2.45	0.65
25:DA:969:U:H2'	25:DA:970:C:C6	2.31	0.65
26:DB:55:U:H2'	26:DB:56:G:C8	2.32	0.65
28:DD:76:PRO:HG2	28:DD:98:VAL:CG2	2.27	0.65
30:DF:65:TRP:HZ3	30:DF:73:ALA:O	1.79	0.65
31:DG:46:ALA:O	31:DG:82:LEU:HD21	1.96	0.65
32:DH:126:PRO:O	32:DH:127:GLU:HB2	1.97	0.65
34:DN:1:MET:HG2	34:DN:2:LYS:N	2.10	0.65
38:DR:2:ARG:NH2	38:DR:5:LYS:NZ	2.45	0.65
46:DZ:5:LEU:CD2	46:DZ:43:GLU:HB3	2.26	0.65
1:AA:931:G:N2	1:AA:1209:C:N3	2.45	0.65
25:BA:1755:A:OP1	40:BT:113:LYS:NZ	2.25	0.65
25:BA:1794:U:H2'	25:BA:1795:C:H6	1.62	0.65
25:BA:197:A:C8	25:BA:197:A:H5'	2.31	0.65
25:BA:2672:G:H2'	25:BA:2673:G:H5''	1.79	0.65
25:BA:612:C:O2'	25:BA:613:G:H5''	1.96	0.65
25:BA:71:A:H4'	25:BA:72:U:OP2	1.97	0.65
25:BA:2787:C:H1'	29:BE:61:ARG:CG	2.27	0.65
34:BN:57:ALA:O	34:BN:58:ASP:O	2.15	0.65
25:BA:227:A:H5''	36:BP:76:LYS:HE2	1.79	0.65
39:BS:49:VAL:HG12	39:BS:50:SER:N	2.13	0.65
46:BZ:97:GLU:HB3	46:BZ:125:LEU:HD11	1.79	0.65
8:CH:34:GLU:HB3	8:CH:118:VAL:HG21	1.79	0.65
15:CO:5:LYS:O	15:CO:9:GLN:HG2	1.96	0.65

Continued on next page...

Continued from previous page...

Atom-1	Atom-2	Interatomic distance (Å)	Clash overlap (Å)
36:DP:65:ARG:NH1	55:D8:15:LYS:HB2	2.12	0.65
25:DA:1029:A:OP1	37:DQ:128:LYS:NZ	2.24	0.65
25:DA:271(A):A:H5'	25:DA:271(B):C:OP2	1.97	0.65
25:DA:287:C:H6	25:DA:287:C:H5'	1.60	0.65
25:DA:395:U:O2	25:DA:396:G:N7	2.30	0.65
31:DG:129:GLY:O	31:DG:161:THR:HB	1.97	0.65
34:DN:134:ARG:N	34:DN:135:PRO:HD3	2.12	0.65
36:DP:146:VAL:HG13	36:DP:147:LEU:H	1.62	0.65
36:DP:85:LEU:CD2	36:DP:85:LEU:H	2.10	0.65
26:DB:91:C:OP1	37:DQ:16:ARG:CG	2.45	0.65
39:DS:53:SER:OG	39:DS:54:LEU:HD22	1.96	0.65
43:DW:59:VAL:HG12	43:DW:60:ASN:ND2	2.10	0.65
9:AI:16:ARG:HB2	9:AI:64:THR:CG2	2.27	0.64
10:AJ:48:THR:HG23	10:AJ:62:HIS:HB3	1.79	0.64
22:AW:75:C:O2'	22:AW:76:A:N7	2.30	0.64
22:AY:39:U:C2	22:AY:40:C:C5	2.84	0.64
52:B5:41:PRO:HG2	52:B5:44:THR:HG21	1.79	0.64
25:BA:646:A:H2'	25:BA:647:G:O4'	1.97	0.64
25:BA:78:A:H2'	25:BA:79:G:C8	2.31	0.64
26:BB:107:G:C6	26:BB:108:U:C5	2.85	0.64
26:BB:75:G:H21	46:BZ:85:HIS:CE1	2.15	0.64
25:BA:195:A:OP1	36:BP:46:LYS:HE2	1.98	0.64
37:BQ:12:GLN:HE21	37:BQ:72:LYS:HA	1.60	0.64
42:BV:2:PHE:CE1	42:BV:13:ARG:HD2	2.32	0.64
1:CA:375:G:N2	1:CA:378:A:OP2	2.26	0.64
8:CH:12:ARG:NH1	8:CH:27:PRO:HD3	2.12	0.64
23:CV:4:G:C2	23:CV:5:G:C4	2.85	0.64
49:D2:42:GLY:O	49:D2:43:GLN:C	2.35	0.64
53:D6:37:ARG:HH11	53:D6:37:ARG:HG3	1.62	0.64
25:DA:2123:G:H2'	25:DA:2124:G:C8	2.32	0.64
25:DA:2401:U:H2'	25:DA:2402:C:H5''	1.79	0.64
25:DA:363(E):U:H3'	25:DA:363(F):A:O4'	1.97	0.64
25:DA:464:U:H4'	54:D7:5:TRP:CZ3	2.31	0.64
25:DA:614(C):A:O2'	25:DA:615:G:P	2.55	0.64
25:DA:954:G:H4'	37:DQ:13:GLN:NE2	2.12	0.64
26:DB:75:G:H21	46:DZ:85:HIS:CE1	2.15	0.64
28:DD:48:ARG:NH1	28:DD:48:ARG:HG3	2.11	0.64
29:DE:23:VAL:HA	29:DE:184:VAL:O	1.97	0.64
32:DH:12:PRO:HD3	32:DH:49:VAL:HG12	1.78	0.64
34:DN:57:ALA:O	34:DN:58:ASP:O	2.15	0.64
39:DS:38:GLN:OE1	39:DS:47:THR:HG21	1.97	0.64

Continued on next page...

Continued from previous page...

Atom-1	Atom-2	Interatomic distance (Å)	Clash overlap (Å)
40:DT:23:ARG:O	40:DT:25:GLY:N	2.29	0.64
43:DW:77:ASP:O	43:DW:102:HIS:HB2	1.96	0.64
46:DZ:33:LEU:HD11	46:DZ:35:ARG:HB2	1.78	0.64
1:AA:67:C:H2'	1:AA:68:G:C8	2.32	0.64
1:AA:817:C:H2'	1:AA:818:U:H6	1.62	0.64
1:AA:950:G:C1'	10:AJ:55:LYS:HE2	2.26	0.64
19:AS:6:LYS:H	19:AS:6:LYS:HE3	1.61	0.64
22:AY:37:A:C8	22:AY:38:A:C8	2.85	0.64
25:BA:143(A):C:H2'	25:BA:143(A):C:O2	1.97	0.64
25:BA:272:G:C2	25:BA:421:U:O4	2.47	0.64
25:BA:649:G:H2'	25:BA:650:C:C6	2.32	0.64
25:BA:774:A:H2	25:BA:787:U:HO2'	1.45	0.64
26:BB:55:U:H2'	26:BB:56:G:C8	2.32	0.64
32:BH:156:ALA:HB3	32:BH:159:GLU:HB3	1.77	0.64
34:BN:39:ARG:HH11	34:BN:39:ARG:HG2	1.61	0.64
36:BP:56:SER:HB3	36:BP:60:MET:CG	2.27	0.64
40:BT:67:SER:O	40:BT:69:GLY:N	2.30	0.64
42:BV:2:PHE:HB2	42:BV:42:GLY:HA2	1.78	0.64
46:BZ:24:LEU:HB2	46:BZ:41:LEU:HD23	1.78	0.64
1:CA:1294:U:C4	19:CS:4:SER:N	2.65	0.64
2:CB:114:ARG:HG3	2:CB:114:ARG:HH11	1.63	0.64
8:CH:82:HIS:C	8:CH:82:HIS:CD2	2.70	0.64
11:CK:56:GLY:O	11:CK:89:ALA:HB3	1.98	0.64
17:CQ:63:ARG:HG2	17:CQ:64:PRO:HD2	1.79	0.64
18:CR:70:ILE:O	18:CR:74:ARG:HG3	1.97	0.64
20:CT:30:LYS:NZ	20:CT:80:ARG:NH2	2.46	0.64
23:CV:51:U:N3	23:CV:52:C:C5	2.65	0.64
25:DA:1365:A:OP1	48:D1:41:ARG:NH1	2.29	0.64
25:DA:2310:A:O2'	25:DA:2311:A:H5'	1.96	0.64
25:DA:379:G:C5	25:DA:380:U:C6	2.85	0.64
26:DB:92:C:C2	26:DB:93:G:C8	2.84	0.64
25:DA:2124:G:O2'	27:DC:40:THR:CA	2.44	0.64
32:DH:13:LYS:CA	32:DH:13:LYS:HE2	2.19	0.64
32:DH:20:ALA:HB1	32:DH:21:PRO:HD2	1.79	0.64
33:DI:110:ASP:O	33:DI:112:LYS:N	2.28	0.64
33:DI:79:ILE:HG12	33:DI:140:LEU:HD11	1.77	0.64
36:DP:23:PRO:HB2	36:DP:33:ARG:NE	2.12	0.64
1:AA:1171:G:H8	3:AC:3:ASN:HD22	1.46	0.64
1:AA:1373:U:H2'	1:AA:1374:G:C8	2.33	0.64
1:AA:438:C:H2'	1:AA:439:G:H8	1.62	0.64
2:AB:114:ARG:HA	2:AB:117:GLU:OE1	1.97	0.64

Continued on next page...

Continued from previous page...

Atom-1	Atom-2	Interatomic distance (Å)	Clash overlap (Å)
2:AB:96:ARG:HH11	2:AB:148:TYR:HE1	1.45	0.64
18:AR:56:THR:HB	18:AR:58:LEU:CD1	2.27	0.64
49:B2:40:SER:C	49:B2:42:GLY:N	2.50	0.64
25:BA:2387:U:H5'	25:BA:2388:A:OP2	1.97	0.64
25:BA:779:U:H2'	25:BA:780:G:C8	2.31	0.64
28:BD:267:SER:O	28:BD:269:PHE:N	2.31	0.64
29:BE:23:VAL:HA	29:BE:184:VAL:O	1.98	0.64
36:BP:64:LYS:C	36:BP:66:GLY:N	2.51	0.64
26:BB:6:C:HO2'	39:BS:29:PHE:HE1	0.71	0.64
42:BV:55:ALA:HA	42:BV:101:GLY:HA2	1.78	0.64
43:BW:77:ASP:O	43:BW:102:HIS:HB2	1.96	0.64
46:BZ:24:LEU:HB2	46:BZ:41:LEU:CD2	2.27	0.64
1:CA:1036:C:O2'	1:CA:1037:A:H5''	1.97	0.64
1:CA:1424:G:N7	1:CA:1426:A:C8	2.65	0.64
2:CB:63:MET:HG3	2:CB:64:ARG:H	1.61	0.64
7:CG:140:ASP:HA	7:CG:143:ARG:NH1	2.11	0.64
52:D5:37:LYS:HG3	52:D5:38:ALA:N	2.13	0.64
25:DA:106:C:H2'	25:DA:107:C:C6	2.33	0.64
25:DA:1221:C:O2'	25:DA:1221(A):C:H5'	1.97	0.64
25:DA:2653:U:O2'	32:DH:110:SER:HB2	1.98	0.64
25:DA:274:G:O4'	25:DA:363:G:N2	2.30	0.64
25:DA:329:G:OP2	45:DY:71:LYS:HD3	1.96	0.64
27:DC:58:VAL:HG21	27:DC:166:ASP:N	2.01	0.64
27:DC:59:ARG:HB2	27:DC:62:VAL:CG2	2.23	0.64
30:DF:181:LEU:HD11	30:DF:186:ILE:HD11	1.79	0.64
32:DH:19:VAL:HG21	32:DH:44:VAL:CA	2.14	0.64
37:DQ:21:THR:C	37:DQ:23:GLY:N	2.50	0.64
39:DS:92:TYR:CD1	39:DS:93:LYS:N	2.64	0.64
42:DV:49:THR:CB	42:DV:50:PRO:CD	2.75	0.64
37:DQ:134:ARG:HH21	46:DZ:122:ARG:CZ	2.11	0.64
1:AA:97:G:O6	20:AT:14:LYS:NZ	2.30	0.64
2:AB:236:TYR:HA	2:AB:239:VAL:CG2	2.26	0.64
3:AC:14:ILE:CG1	3:AC:15:THR:H	2.03	0.64
3:AC:92:ALA:HB2	3:AC:99:VAL:CG2	2.27	0.64
19:AS:63:THR:HG22	19:AS:66:MET:CE	2.27	0.64
20:AT:63:ILE:HD13	20:AT:80:ARG:HB2	1.79	0.64
23:AV:4:G:N3	23:AV:5:G:N9	2.46	0.64
25:BA:108:U:HO2'	25:BA:109:G:H5'	1.60	0.64
25:BA:2580:U:H4'	29:BE:130:GLY:HA2	1.79	0.64
25:BA:349:G:C2	25:BA:350:U:O2	2.50	0.64
25:BA:471:A:H2'	25:BA:472:A:O4'	1.98	0.64

Continued on next page...

Continued from previous page...

Atom-1	Atom-2	Interatomic distance (Å)	Clash overlap (Å)
29:BE:15:PHE:CE2	40:BT:80:SER:CB	2.72	0.64
31:BG:31:VAL:HG22	31:BG:32:PRO:CD	2.28	0.64
32:BH:98:LEU:HD22	32:BH:125:VAL:HG23	1.80	0.64
33:BI:110:ASP:O	33:BI:112:LYS:N	2.28	0.64
34:BN:16:ILE:HG23	34:BN:54:VAL:HG22	1.79	0.64
38:BR:5:LYS:H	38:BR:5:LYS:HD2	1.62	0.64
39:BS:36:TYR:HA	39:BS:52:SER:HA	1.79	0.64
1:CA:743:G:O2'	17:CQ:98:LEU:HD23	1.97	0.64
15:CO:43:LEU:HD11	15:CO:53:HIS:HA	1.77	0.64
20:CT:46:GLU:HG2	20:CT:46:GLU:O	1.96	0.64
25:DA:1287:A:C6	25:DA:1288:U:N3	2.66	0.64
25:DA:1292:U:H2'	25:DA:1293:C:C6	2.33	0.64
25:DA:1819:A:OP1	28:DD:158:ALA:HB3	1.97	0.64
25:DA:2377:A:C4'	39:DS:108:GLY:HA2	2.27	0.64
25:DA:2387:U:H5'	25:DA:2388:A:OP2	1.97	0.64
25:DA:349:G:C2	25:DA:350:U:O2	2.50	0.64
25:DA:379:G:H2'	25:DA:380:U:O4'	1.98	0.64
29:DE:79:ARG:HG2	29:DE:79:ARG:HH11	1.63	0.64
33:DI:140:LEU:HD12	33:DI:141:LYS:N	2.13	0.64
37:DQ:43:THR:HA	37:DQ:94:VAL:HG12	1.79	0.64
38:DR:5:LYS:HD2	38:DR:5:LYS:N	2.13	0.64
39:DS:49:VAL:HG12	39:DS:50:SER:N	2.12	0.64
45:DY:31:LEU:HB2	45:DY:32:PRO:CA	2.27	0.64
45:DY:8:LYS:HD2	45:DY:8:LYS:N	2.04	0.64
2:AB:102:LEU:O	2:AB:105:PHE:HB2	1.97	0.64
2:AB:25:ASN:ND2	2:AB:193:ASP:HB3	2.11	0.64
13:AM:13:LYS:O	13:AM:45:VAL:HG23	1.98	0.64
13:AM:39:ILE:HD12	13:AM:56:LEU:HD23	1.80	0.64
22:AW:14:A:N1	22:AW:15:G:H1'	2.13	0.64
22:AW:12:U:C2	22:AW:24:G:N2	2.65	0.64
44:BX:60:ARG:HH22	54:B7:47:ARG:CZ	2.10	0.64
25:BA:271(U):G:C3'	25:BA:271(V):G:H5'	2.26	0.64
25:BA:869:G:H2'	25:BA:870:A:H8	1.61	0.64
26:BB:15:A:H3'	26:BB:16:G:H5'	1.78	0.64
30:BF:132:VAL:CG2	30:BF:133:ASN:H	2.03	0.64
32:BH:102:ALA:HB1	32:BH:115:VAL:O	1.96	0.64
32:BH:135:GLY:HA3	32:BH:141:VAL:HG21	1.78	0.64
32:BH:54:ARG:HG3	32:BH:54:ARG:O	1.97	0.64
36:BP:80:TYR:CZ	36:BP:111:ARG:HD3	2.31	0.64
39:BS:38:GLN:OE1	39:BS:47:THR:HG21	1.97	0.64
41:BU:112:ARG:NE	42:BV:46:VAL:HG21	2.13	0.64

Continued on next page...

Continued from previous page...

Atom-1	Atom-2	Interatomic distance (Å)	Clash overlap (Å)
46:BZ:56:VAL:HG12	46:BZ:57:ILE:N	2.12	0.64
5:CE:126:ARG:NH1	5:CE:126:ARG:HG3	2.08	0.64
8:CH:11:THR:HG23	8:CH:14:ARG:NH1	2.12	0.64
10:CJ:80:LYS:HE3	10:CJ:80:LYS:O	1.98	0.64
11:CK:34:ASP:HB3	11:CK:40:ILE:HD11	1.80	0.64
12:CL:28:LYS:HG3	12:CL:33:ARG:NH2	2.12	0.64
16:CP:53:VAL:O	16:CP:57:ARG:HG2	1.98	0.64
22:CW:39:U:H2'	22:CW:40:C:H5'	1.80	0.64
25:DA:2389:G:H5''	25:DA:2390:U:O4'	1.97	0.64
26:DB:79:C:C2'	26:DB:80:U:H5'	2.27	0.64
25:DA:2787:C:O2'	29:DE:61:ARG:HG3	1.97	0.64
31:DG:45:GLU:OE1	31:DG:45:GLU:HA	1.97	0.64
31:DG:52:ILE:CG2	31:DG:54:GLU:HG2	2.21	0.64
36:DP:80:TYR:CZ	36:DP:111:ARG:HD3	2.31	0.64
37:DQ:16:ARG:HG2	37:DQ:17:LEU:N	2.12	0.64
42:DV:46:VAL:HG22	42:DV:47:VAL:N	2.11	0.64
46:DZ:128:VAL:HG22	46:DZ:132:ASN:HB2	1.79	0.64
1:AA:1110:C:H5'	9:AI:16:ARG:HH22	1.63	0.64
1:AA:1130:U:H2'	1:AA:1131:C:O4'	1.98	0.64
1:AA:486:C:OP1	12:AL:119:LYS:NZ	2.29	0.64
3:AC:132:ARG:O	3:AC:136:GLN:HB2	1.97	0.64
3:AC:82:GLU:O	3:AC:86:VAL:HG13	1.96	0.64
7:AG:129:GLU:OE2	7:AG:131:LYS:HE3	1.98	0.64
7:AG:140:ASP:HA	7:AG:143:ARG:NH1	2.13	0.64
9:AI:79:LEU:HD21	9:AI:102:LEU:HD22	1.78	0.64
11:AK:124:LYS:HD2	11:AK:125:PHE:CE1	2.32	0.64
12:AL:43:VAL:HG23	12:AL:44:THR:N	2.12	0.64
15:AO:43:LEU:HD11	15:AO:53:HIS:HA	1.79	0.64
1:AA:319:G:OP1	20:AT:22:ARG:HD3	1.98	0.64
22:AY:33:U:H3'	22:AY:34:G:H5''	1.79	0.64
53:B6:37:ARG:HG3	53:B6:37:ARG:HH11	1.62	0.64
25:BA:1607:C:H4'	25:BA:1608:A:O5'	1.98	0.64
25:BA:1686:C:H5'	25:BA:1686:C:C6	2.33	0.64
25:BA:2123:G:H2'	25:BA:2124:G:C8	2.32	0.64
25:BA:2161:C:H2'	25:BA:2162:G:C8	2.32	0.64
25:BA:969:U:OP1	50:B3:17:LYS:HD3	1.97	0.64
31:BG:129:GLY:O	31:BG:161:THR:HB	1.97	0.64
34:BN:134:ARG:N	34:BN:135:PRO:HD3	2.12	0.64
36:BP:114:ILE:HG22	36:BP:127:ALA:HB2	1.79	0.64
36:BP:50:ARG:HG2	36:BP:50:ARG:HH21	1.62	0.64
1:CA:1307:C:OP1	21:CU:12:LYS:HD2	1.98	0.64

Continued on next page...

Continued from previous page...

Atom-1	Atom-2	Interatomic distance (Å)	Clash overlap (Å)
2:CB:25:ASN:ND2	2:CB:193:ASP:HB3	2.11	0.64
3:CC:64:VAL:CG2	3:CC:99:VAL:HA	2.27	0.64
12:CL:117:ARG:HB3	12:CL:122:THR:HB	1.79	0.64
1:CA:1042:C:OP1	14:CN:45:ARG:NH2	2.30	0.64
22:CW:19:G:H4'	22:CW:20:U:OP2	1.97	0.64
25:DA:72:U:O4'	49:D2:61:LEU:HD12	1.97	0.64
25:DA:143(A):C:H2'	25:DA:143(A):C:O2	1.97	0.64
25:DA:2522:U:O2'	25:DA:2647:U:H5''	1.98	0.64
25:DA:587:C:N3	36:DP:33:ARG:HG2	2.13	0.64
25:DA:646:A:H2'	25:DA:647:G:O4'	1.97	0.64
26:DB:44:G:H1'	26:DB:47:C:H42	1.62	0.64
27:DC:77:ILE:HD11	27:DC:100:ILE:HD11	1.80	0.64
32:DH:159:GLU:CG	32:DH:160:LYS:H	2.00	0.64
32:DH:18:GLU:HB3	32:DH:25:LYS:HZ2	1.61	0.64
34:DN:9:VAL:HG12	34:DN:10:GLU:N	2.13	0.64
25:DA:2685:G:OP1	35:DO:78:ARG:NH2	2.30	0.64
40:DT:89:VAL:CB	40:DT:91:ARG:NE	2.61	0.64
46:DZ:98:MET:O	46:DZ:126:VAL:HG22	1.97	0.64
3:AC:11:ARG:HG2	3:AC:11:ARG:HH11	1.61	0.64
3:AC:64:VAL:CG2	3:AC:99:VAL:HA	2.28	0.64
9:AI:17:VAL:HA	9:AI:63:ILE:HG12	1.80	0.64
17:AQ:67:LYS:O	17:AQ:68:ARG:HB3	1.95	0.64
23:AV:28:U:H3	23:AV:44:A:H61	1.45	0.64
53:B6:11:LEU:HG	53:B6:26:ASN:ND2	2.11	0.64
25:BA:1158:C:O2'	50:B3:32:GLN:CG	2.37	0.64
25:BA:2186:G:C5	25:BA:2187:G:N7	2.65	0.64
25:BA:2307:G:H5''	25:BA:2307:G:N3	2.12	0.64
31:BG:44:GLY:CA	31:BG:88:ILE:HG21	2.27	0.64
32:BH:17:VAL:HB	32:BH:45:VAL:HG22	1.79	0.64
33:BI:71:ILE:HG13	33:BI:72:LEU:N	2.12	0.64
33:BI:79:ILE:HG22	33:BI:81:VAL:H	1.63	0.64
25:BA:910:A:N7	37:BQ:13:GLN:HG3	2.13	0.64
42:BV:18:LEU:HD13	42:BV:19:LYS:H	1.62	0.64
44:BX:28:PHE:CE2	44:BX:92:LEU:HD11	2.33	0.64
46:BZ:128:VAL:HG22	46:BZ:132:ASN:HB2	1.79	0.64
1:CA:1143:C:H2'	1:CA:1144:C:C6	2.32	0.64
1:CA:125:C:H2'	1:CA:126:C:C6	2.33	0.64
1:CA:17:U:H2'	1:CA:18:C:C6	2.33	0.64
3:CC:138:VAL:HG23	3:CC:151:VAL:HG23	1.79	0.64
4:CD:22:LYS:HD3	4:CD:26:CYS:SG	2.37	0.64
11:CK:32:ILE:CD1	11:CK:72:ALA:HB2	2.27	0.64

Continued on next page...

Continued from previous page...

Atom-1	Atom-2	Interatomic distance (Å)	Clash overlap (Å)
12:CL:28:LYS:HB3	12:CL:30:ALA:HB2	1.80	0.64
25:DA:1434:A:H61	25:DA:1558:A:N6	1.96	0.64
25:DA:2161:C:H2'	25:DA:2162:G:C8	2.32	0.64
25:DA:2672:G:H2'	25:DA:2673:G:H5''	1.79	0.64
25:DA:271(U):G:C3'	25:DA:271(V):G:H5'	2.26	0.64
25:DA:286:C:C2'	25:DA:287:C:H5''	2.27	0.64
25:DA:404:C:C4'	25:DA:405:U:H5'	2.25	0.64
25:DA:979:G:H3'	25:DA:980:A:C5'	2.28	0.64
31:DG:113:ARG:NH1	51:D4:61:VAL:O	2.31	0.64
34:DN:18:ALA:HB1	34:DN:21:LYS:HB2	1.80	0.64
37:DQ:21:THR:HG21	37:DQ:101:ARG:HB2	1.80	0.64
37:DQ:37:LEU:HD21	37:DQ:130:LYS:HB2	1.77	0.64
39:DS:36:TYR:HA	39:DS:52:SER:HA	1.79	0.64
42:DV:2:PHE:CE1	42:DV:13:ARG:HD2	2.32	0.64
44:DX:28:PHE:CE2	44:DX:92:LEU:HD11	2.33	0.64
45:DY:52:SER:O	45:DY:54:LYS:N	2.30	0.64
1:AA:1417:G:H2'	1:AA:1418:U:C6	2.31	0.64
5:AE:28:PHE:CD1	5:AE:28:PHE:N	2.66	0.64
18:AR:40:LEU:HD22	18:AR:70:ILE:HD13	1.80	0.64
25:BA:1652:A:H8	25:BA:1652:A:O5'	1.80	0.64
25:BA:2080:G:O5'	48:B1:35:THR:HG21	1.98	0.64
25:BA:363(E):U:H3'	25:BA:363(F):A:O4'	1.97	0.64
25:BA:668:G:C2	25:BA:670:A:C6	2.85	0.64
25:BA:979:G:H3'	25:BA:980:A:C5'	2.28	0.64
25:BA:2302:G:C2	31:BG:128:ARG:HD2	2.32	0.64
32:BH:20:ALA:HB1	32:BH:21:PRO:HD2	1.79	0.64
32:BH:17:VAL:HG11	32:BH:50:VAL:CG2	2.28	0.64
45:BY:17:SER:HB3	45:BY:71:LYS:HD2	1.77	0.64
45:BY:81:LYS:CD	45:BY:97:ARG:HB3	2.27	0.64
46:BZ:144:LEU:HG	46:BZ:150:LEU:CD1	2.28	0.64
1:CA:125:C:H2'	1:CA:126:C:H6	1.61	0.64
1:CA:858:G:OP2	12:CL:12:ARG:NH2	2.31	0.64
7:CG:62:PHE:HA	7:CG:124:LEU:CD2	2.27	0.64
13:CM:116:THR:O	13:CM:117:VAL:CB	2.45	0.64
13:CM:88:ARG:O	13:CM:98:VAL:HG13	1.98	0.64
18:CR:61:LYS:HG2	18:CR:65:ILE:HD11	1.80	0.64
19:CS:39:THR:HG22	19:CS:40:ILE:N	2.13	0.64
49:D2:2:LYS:HA	49:D2:5:GLU:OE1	1.98	0.64
50:D3:5:LYS:HG3	50:D3:36:VAL:HG12	1.79	0.64
25:DA:2186:G:C5	25:DA:2187:G:N7	2.65	0.64
25:DA:2515:C:H2'	25:DA:2516:G:H8	1.63	0.64

Continued on next page...

Continued from previous page...

Atom-1	Atom-2	Interatomic distance (Å)	Clash overlap (Å)
32:DH:98:LEU:HD22	32:DH:125:VAL:HG23	1.79	0.64
33:DI:4:ILE:HG12	33:DI:18:VAL:HG22	1.79	0.64
37:DQ:4:PRO:HG3	37:DQ:71:ASP:HA	1.79	0.64
1:AA:1171:G:OP2	3:AC:5:ILE:HG23	1.97	0.64
1:AA:387:G:H2'	1:AA:388:A:C8	2.32	0.64
12:AL:41:ARG:NH1	12:AL:41:ARG:HB3	2.12	0.64
22:AY:38:A:H5''	22:AY:39:U:OP2	1.97	0.64
50:B3:11:SER:OG	50:B3:13:ILE:HD13	1.98	0.64
50:B3:5:LYS:HG3	50:B3:36:VAL:HG12	1.79	0.64
25:BA:1300:U:H1'	25:BA:1626:G:C2	2.33	0.64
25:BA:2075:U:O4	25:BA:2238:G:C5	2.49	0.64
25:BA:2389:G:H5''	25:BA:2390:U:O4'	1.97	0.64
25:BA:296:C:O2'	25:BA:297:C:H5'	1.97	0.64
25:BA:729:G:C3'	25:BA:729:G:N3	2.59	0.64
25:BA:747:U:P	52:B5:3:LYS:HD3	2.38	0.64
25:BA:2787:C:O2'	29:BE:61:ARG:HG3	1.98	0.64
38:BR:5:LYS:N	38:BR:5:LYS:HD2	2.13	0.64
45:BY:45:VAL:HA	45:BY:62:GLU:HG2	1.80	0.64
2:CB:67:THR:O	2:CB:68:ILE:HD13	1.98	0.64
4:CD:150:GLU:HA	4:CD:153:ARG:CD	2.19	0.64
6:CF:61:LEU:O	6:CF:62:TRP:HB2	1.97	0.64
12:CL:126:LYS:HE2	12:CL:127:GLU:HB2	1.79	0.64
23:CV:30:G:O5'	23:CV:30:G:H8	1.81	0.64
23:CV:30:G:O2'	23:CV:31:G:H5'	1.98	0.64
22:CW:60:U:OP2	22:CW:61:C:N4	2.30	0.64
24:CX:17:U:H2'	24:CX:18:G:C8	2.33	0.64
13:CM:57:ARG:NH1	51:D4:60:GLU:HA	2.11	0.64
25:DA:1607:C:H4'	25:DA:1608:A:O5'	1.98	0.64
25:DA:2406:U:O4	36:DP:70:GLN:HB3	1.98	0.64
25:DA:2464:C:H2'	25:DA:2465:C:H6	1.63	0.64
25:DA:2554:U:H2'	25:DA:2555:U:H6	1.62	0.64
13:CM:94:ARG:HH21	25:DA:887:A:H3'	1.61	0.64
26:DB:107:G:H2'	26:DB:108:U:H5'	1.79	0.64
28:DD:108:PRO:HG2	28:DD:111:LEU:HB2	1.78	0.64
28:DD:43:ARG:HD2	28:DD:44:ASN:OD1	1.98	0.64
32:DH:85:LYS:HD2	32:DH:141:VAL:CG1	2.26	0.64
33:DI:102:SER:OG	33:DI:109:ILE:HD13	1.98	0.64
33:DI:83:ALA:HA	33:DI:89:TYR:CE1	2.33	0.64
39:DS:85:VAL:CG2	39:DS:106:ARG:HG3	2.26	0.64
39:DS:15:ARG:HB3	39:DS:18:ILE:CG2	2.28	0.64
40:DT:55:ASN:ND2	40:DT:58:ASN:OD1	2.30	0.64

Continued on next page...

Continued from previous page...

Atom-1	Atom-2	Interatomic distance (Å)	Clash overlap (Å)
2:AB:92:TYR:CE1	2:AB:151:GLY:HA3	2.33	0.64
3:AC:76:VAL:HG21	3:AC:103:VAL:HG11	1.80	0.64
4:AD:166:LYS:C	28:DD:135:PHE:CE2	2.71	0.64
6:AF:60:PHE:C	6:AF:61:LEU:HD12	2.19	0.64
8:AH:34:GLU:HB3	8:AH:118:VAL:HG21	1.79	0.64
20:AT:46:GLU:O	20:AT:46:GLU:HG2	1.97	0.64
23:AV:26:C:H2'	23:AV:27:G:O4'	1.98	0.64
47:B0:53:MET:CB	47:B0:59:LEU:HD23	2.28	0.64
37:BQ:81:VAL:CG2	47:B0:7:LEU:HD21	2.28	0.64
25:BA:104:U:H3'	25:BA:105:C:H6	1.62	0.64
25:BA:1287:A:C6	25:BA:1288:U:N3	2.66	0.64
25:BA:587:C:N3	36:BP:33:ARG:HG2	2.13	0.64
13:AM:93:ARG:CZ	25:BA:888:C:C4'	2.76	0.64
29:BE:120:TRP:CE3	29:BE:155:LYS:HD3	2.32	0.64
29:BE:203:LYS:HE2	29:BE:204:ALA:HB2	1.78	0.64
30:BF:3:GLU:HB2	30:BF:19:GLU:HB2	1.80	0.64
31:BG:107:LEU:HD11	31:BG:178:PHE:HE1	1.63	0.64
33:BI:44:LEU:O	33:BI:47:LEU:HB3	1.96	0.64
33:BI:83:ALA:HA	33:BI:89:TYR:CE1	2.33	0.64
34:BN:48:MET:H	34:BN:48:MET:HE3	1.63	0.64
37:BQ:54:MET:HB3	37:BQ:64:ILE:CD1	2.21	0.64
45:BY:11:ASP:OD1	45:BY:12:THR:N	2.32	0.64
46:BZ:11:GLU:H	46:BZ:11:GLU:CD	2.00	0.64
1:CA:1110:C:H42	1:CA:1125:G:H1	1.45	0.64
2:CB:236:TYR:HA	2:CB:239:VAL:CG2	2.27	0.64
5:CE:28:PHE:CD1	5:CE:28:PHE:N	2.64	0.64
1:CA:1221:U:H3	7:CG:30:ILE:HG22	1.63	0.64
11:CK:84:VAL:HG23	11:CK:110:ASP:HA	1.79	0.64
48:D1:50:ARG:HG2	48:D1:50:ARG:HH11	1.61	0.64
25:DA:1590:U:C3'	25:DA:1591:G:H5''	2.27	0.64
25:DA:1652:A:H2'	25:DA:1653:G:H5'	1.79	0.64
25:DA:2356:C:O3'	47:D0:20:ARG:HD3	1.97	0.64
25:DA:2398:U:H5'	25:DA:2399:G:OP2	1.98	0.64
25:DA:2502:G:H5''	25:DA:2503:A:C5'	2.29	0.64
25:DA:444:C:OP2	41:DU:2:PRO:HD3	1.97	0.64
25:DA:979:G:H3'	25:DA:980:A:H5''	1.78	0.64
26:DB:14:U:OP2	26:DB:71:C:C5'	2.46	0.64
30:DF:185:ASP:HA	30:DF:188:ARG:HB3	1.79	0.64
31:DG:31:VAL:HG22	31:DG:32:PRO:CD	2.27	0.64
36:DP:114:ILE:HG22	36:DP:127:ALA:HB2	1.78	0.64
36:DP:81:GLN:HG2	36:DP:106:LEU:HD12	1.80	0.64

Continued on next page...

Continued from previous page...

Atom-1	Atom-2	Interatomic distance (Å)	Clash overlap (Å)
37:DQ:69:PHE:CD1	37:DQ:70:PRO:HD2	2.31	0.64
39:DS:56:LEU:O	39:DS:57:LYS:HB2	1.98	0.64
46:DZ:82:ARG:HG2	46:DZ:83:PRO:HD2	1.78	0.64
1:AA:1173:C:OP2	3:AC:4:LYS:NZ	2.22	0.63
6:AF:82:ARG:HB2	6:AF:85:VAL:HG23	1.79	0.63
10:AJ:16:LEU:HD13	10:AJ:16:LEU:O	1.97	0.63
13:AM:97:PRO:HD3	13:AM:110:ARG:HD3	1.80	0.63
17:AQ:19:VAL:HG23	17:AQ:44:ALA:HB3	1.80	0.63
17:AQ:50:LYS:HE3	17:AQ:51:TYR:CE1	2.33	0.63
25:BA:395:U:O2	25:BA:395:U:H2'	1.96	0.63
28:BD:125:ILE:O	28:BD:125:ILE:HG22	1.97	0.63
29:BE:79:ARG:HH11	29:BE:79:ARG:HG2	1.63	0.63
33:BI:140:LEU:HD12	33:BI:141:LYS:N	2.13	0.63
43:BW:60:ASN:H	43:BW:60:ASN:HD22	1.44	0.63
1:CA:1394:C:H2'	1:CA:1395:A:C8	2.33	0.63
2:CB:178:ARG:HH11	2:CB:178:ARG:CB	2.07	0.63
3:CC:76:VAL:HG21	3:CC:103:VAL:HG11	1.80	0.63
4:CD:187:ARG:HH11	4:CD:187:ARG:HG2	1.64	0.63
9:CI:114:TYR:HD2	9:CI:114:TYR:N	1.94	0.63
13:CM:92:HIS:NE2	13:CM:98:VAL:HG21	2.13	0.63
55:D8:43:GLN:C	55:D8:44:LYS:HD2	2.18	0.63
25:DA:1578:U:H2'	25:DA:1579:A:H5''	1.78	0.63
25:DA:1762:A:H8	25:DA:1762:A:O5'	1.81	0.63
25:DA:2348:U:C3'	25:DA:2349:G:H5''	2.27	0.63
32:DH:44:VAL:HG12	32:DH:45:VAL:N	2.10	0.63
33:DI:111:PRO:O	33:DI:112:LYS:HG3	1.98	0.63
36:DP:16:ARG:HD3	36:DP:17:LYS:N	2.12	0.63
46:DZ:11:GLU:H	46:DZ:11:GLU:CD	2.00	0.63
1:AA:1236:G:H3'	3:AC:26:LYS:NZ	2.13	0.63
2:AB:71:VAL:HA	2:AB:93:VAL:HG23	1.80	0.63
4:AD:30:LYS:CB	4:AD:35:ARG:HD2	2.27	0.63
7:AG:62:PHE:CD1	7:AG:124:LEU:HD21	2.33	0.63
16:AP:53:VAL:O	16:AP:57:ARG:HG2	1.98	0.63
18:AR:19:LYS:O	18:AR:20:ALA:CB	2.45	0.63
19:AS:6:LYS:CE	19:AS:6:LYS:H	2.11	0.63
49:B2:40:SER:O	49:B2:42:GLY:N	2.31	0.63
50:B3:59:VAL:HG12	50:B3:60:GLU:N	2.14	0.63
25:BA:2025:C:H2'	25:BA:2026:C:C6	2.33	0.63
25:BA:2152:G:H2'	25:BA:2153:G:H8	1.61	0.63
25:BA:557:U:H2'	25:BA:558:G:H8	1.64	0.63
13:AM:94:ARG:CZ	25:BA:887:A:C3'	2.65	0.63

Continued on next page...

Continued from previous page...

Atom-1	Atom-2	Interatomic distance (Å)	Clash overlap (Å)
25:BA:926:A:H5'	25:BA:926:A:H8	1.62	0.63
33:BI:102:SER:OG	33:BI:109:ILE:HD13	1.98	0.63
33:BI:4:ILE:HG12	33:BI:18:VAL:HG22	1.79	0.63
36:BP:81:GLN:HG2	36:BP:106:LEU:HD12	1.80	0.63
45:BY:16:ALA:HA	45:BY:21:LYS:HD2	1.79	0.63
46:BZ:98:MET:O	46:BZ:126:VAL:HG22	1.98	0.63
46:BZ:144:LEU:O	46:BZ:174:VAL:HG21	1.98	0.63
3:CC:109:PRO:HB3	3:CC:115:LEU:HD13	1.81	0.63
4:CD:30:LYS:CB	4:CD:35:ARG:HD2	2.29	0.63
5:CE:51:VAL:HB	5:CE:52:PRO:HD3	1.80	0.63
9:CI:118:LYS:O	9:CI:120:ARG:N	2.30	0.63
1:CA:919:G:H21	9:CI:124:GLN:HE22	1.44	0.63
49:D2:42:GLY:O	49:D2:44:LEU:N	2.31	0.63
50:D3:59:VAL:HG12	50:D3:60:GLU:N	2.14	0.63
25:DA:1987:G:C8	25:DA:1987:G:H5'	2.33	0.63
25:DA:2320:A:C2	25:DA:2333:A:C8	2.86	0.63
25:DA:869:G:H2'	25:DA:870:A:H8	1.61	0.63
31:DG:44:GLY:CA	31:DG:88:ILE:HG21	2.27	0.63
39:DS:19:LYS:C	39:DS:20:ARG:HH11	2.01	0.63
42:DV:6:LYS:O	42:DV:37:VAL:HG21	1.98	0.63
45:DY:87:LYS:O	45:DY:88:LYS:HB2	1.99	0.63
2:AB:79:ASP:O	2:AB:82:ARG:HB3	1.96	0.63
4:AD:187:ARG:HH11	4:AD:187:ARG:HG2	1.64	0.63
5:AE:75:THR:HG23	5:AE:76:ILE:N	2.13	0.63
8:AH:6:ILE:H	8:AH:6:ILE:CD1	2.11	0.63
22:AW:38:A:C3'	22:AW:39:U:H5''	2.28	0.63
25:BA:271(A):A:H5'	25:BA:271(B):C:OP2	1.97	0.63
34:BN:63:THR:HG22	34:BN:64:GLY:H	1.63	0.63
39:BS:15:ARG:HB3	39:BS:18:ILE:CG2	2.28	0.63
40:BT:27:THR:OG1	40:BT:28:VAL:N	2.25	0.63
1:CA:1022:U:H2'	1:CA:1023:A:C8	2.32	0.63
1:CA:844:G:H2'	1:CA:845:C:H6	1.62	0.63
3:CC:55:VAL:HG12	3:CC:55:VAL:O	1.98	0.63
22:CW:72:C:H2'	22:CW:73:A:O4'	1.98	0.63
47:D0:72:ARG:HB3	47:D0:75:LEU:HB3	1.79	0.63
25:DA:104:U:H3'	25:DA:105:C:H6	1.62	0.63
25:DA:1675:C:C2	29:DE:129:HIS:CD2	2.86	0.63
25:DA:2584:U:H3'	25:DA:2585:U:C5'	2.29	0.63
25:DA:999:U:H2'	25:DA:1000:A:H5''	1.80	0.63
26:DB:11:C:H3'	26:DB:12:C:H6	1.64	0.63
28:DD:267:SER:O	28:DD:269:PHE:N	2.31	0.63

Continued on next page...

Continued from previous page...

Atom-1	Atom-2	Interatomic distance (Å)	Clash overlap (Å)
33:DI:79:ILE:HG22	33:DI:81:VAL:H	1.63	0.63
39:DS:101:LEU:CD2	39:DS:104:GLY:H	2.11	0.63
43:DW:92:ARG:HG2	43:DW:92:ARG:HH11	1.61	0.63
2:AB:8:LYS:O	2:AB:12:GLU:HG3	1.97	0.63
25:BA:1111:A:O2'	25:BA:1112:G:H4'	1.98	0.63
25:BA:1292:U:H2'	25:BA:1293:C:C6	2.33	0.63
25:BA:1987:G:H5'	25:BA:1987:G:C8	2.33	0.63
25:BA:2150:U:H2'	25:BA:2151:G:C8	2.34	0.63
25:BA:2206:G:C2	25:BA:2207:G:H5'	2.33	0.63
25:BA:614(C):A:O2'	25:BA:615:G:P	2.55	0.63
26:BB:11:C:H3'	26:BB:12:C:H6	1.64	0.63
30:BF:181:LEU:HD11	30:BF:186:ILE:HD11	1.79	0.63
25:BA:2653:U:O2'	32:BH:110:SER:HB2	1.98	0.63
25:BA:6:A:O2'	34:BN:130:HIS:HB3	1.98	0.63
34:BN:25:ARG:HH11	34:BN:25:ARG:HG3	1.61	0.63
36:BP:23:PRO:HD2	36:BP:33:ARG:NE	2.14	0.63
36:BP:92:GLU:HG3	36:BP:93:GLY:H	1.64	0.63
40:BT:80:SER:CB	40:BT:81:PRO:HD3	2.28	0.63
41:BU:31:SER:C	41:BU:33:ARG:H	2.02	0.63
42:BV:39:LEU:CD1	42:BV:51:VAL:HA	2.27	0.63
44:BX:29:TRP:CZ3	44:BX:78:LYS:HB3	2.33	0.63
1:CA:347:C:O2	1:CA:351:A:N6	2.30	0.63
2:CB:141:GLU:O	2:CB:145:LEU:HB2	1.97	0.63
3:CC:132:ARG:O	3:CC:136:GLN:HB2	1.99	0.63
7:CG:97:GLN:O	7:CG:100:ALA:HB3	1.98	0.63
9:CI:17:VAL:HA	9:CI:63:ILE:HG12	1.79	0.63
11:CK:48:ILE:CG2	11:CK:63:LEU:HD22	2.29	0.63
1:CA:262:C:OP2	17:CQ:67:LYS:HD2	1.98	0.63
20:CT:50:GLU:HB3	20:CT:100:ILE:HG13	1.79	0.63
22:CW:11:C:H6	22:CW:11:C:O5'	1.81	0.63
25:DA:1300:U:H1'	25:DA:1626:G:C2	2.33	0.63
25:DA:1772:G:N1	25:DA:1980:G:C6	2.66	0.63
1:CA:1471:G:N2	25:DA:1912:A:N3	2.47	0.63
25:DA:2611:U:O2'	52:D5:3:LYS:HE2	1.98	0.63
25:DA:325:G:H2'	25:DA:326:G:H8	1.63	0.63
25:DA:614:U:O2'	25:DA:614(C):A:N7	2.31	0.63
27:DC:49:ILE:HD12	27:DC:49:ILE:N	2.07	0.63
30:DF:33:LEU:O	30:DF:37:VAL:HG23	1.99	0.63
31:DG:91:ARG:HD2	31:DG:92:VAL:N	2.12	0.63
37:DQ:34:LEU:HD11	37:DQ:129:THR:HB	1.78	0.63
42:DV:18:LEU:HD13	42:DV:19:LYS:H	1.62	0.63

Continued on next page...

Continued from previous page...

Atom-1	Atom-2	Interatomic distance (Å)	Clash overlap (Å)
42:DV:19:LYS:CE	42:DV:20:LEU:H	2.12	0.63
8:AH:12:ARG:NH1	8:AH:27:PRO:HD3	2.12	0.63
49:B2:2:LYS:O	49:B2:6:VAL:HG23	1.99	0.63
55:B8:43:GLN:C	55:B8:44:LYS:HD2	2.18	0.63
25:BA:1652:A:H2'	25:BA:1653:G:H5'	1.79	0.63
25:BA:2178:C:H2'	25:BA:2179:C:C6	2.33	0.63
25:BA:2398:U:H5'	25:BA:2399:G:OP2	1.98	0.63
25:BA:953:A:HO2'	25:BA:954:G:H5'	1.62	0.63
27:BC:49:ILE:HD12	27:BC:49:ILE:N	2.07	0.63
30:BF:33:LEU:O	30:BF:37:VAL:HG23	1.99	0.63
32:BH:126:PRO:O	32:BH:127:GLU:HB2	1.97	0.63
32:BH:85:LYS:HB3	32:BH:133:VAL:O	1.99	0.63
45:BY:31:LEU:HB2	45:BY:32:PRO:CA	2.28	0.63
1:CA:1035:G:C3'	1:CA:1036:C:H5'	2.29	0.63
1:CA:439:G:H2'	1:CA:440:G:C8	2.34	0.63
4:CD:22:LYS:HB2	4:CD:26:CYS:HB2	1.81	0.63
11:CK:17:GLY:HA3	11:CK:77:MET:SD	2.39	0.63
13:CM:116:THR:O	13:CM:117:VAL:HB	1.98	0.63
23:CV:32:G:H2'	23:CV:33:C:H6	1.62	0.63
48:D1:51:VAL:HG21	48:D1:74:VAL:HG21	1.81	0.63
25:DA:1590:U:H2'	25:DA:1591:G:C5'	2.16	0.63
25:DA:2150:U:H2'	25:DA:2151:G:C8	2.34	0.63
22:CW:76:A:O2'	25:DA:2394:C:C2	2.51	0.63
26:DB:20:C:H2'	26:DB:21:G:C5'	2.16	0.63
26:DB:61:G:H2'	26:DB:62:C:C6	2.34	0.63
25:DA:2415:G:H4'	36:DP:67:MET:N	2.13	0.63
36:DP:92:GLU:HG3	36:DP:93:GLY:H	1.64	0.63
40:DT:29:ARG:NH2	40:DT:30:VAL:HG13	2.14	0.63
1:AA:1292:G:N2	1:AA:1308:C:C2	2.65	0.63
1:AA:1425:G:C3'	1:AA:1426:A:H5''	2.13	0.63
14:AN:9:LYS:HA	14:AN:12:ARG:CZ	2.28	0.63
17:AQ:63:ARG:HG2	17:AQ:64:PRO:HD2	1.80	0.63
19:AS:49:ILE:HD12	19:AS:49:ILE:H	1.64	0.63
23:AV:2:G:C6	23:AV:73:A:C2	2.87	0.63
22:AW:16:U:C4	22:AW:18:G:H3'	2.34	0.63
22:AW:6:G:O2'	22:AW:7:A:H5'	1.98	0.63
25:BA:1221:C:O2'	25:BA:1221(A):C:H5'	1.97	0.63
25:BA:1686:C:H6	25:BA:1686:C:C5'	2.12	0.63
25:BA:1772:G:N1	25:BA:1980:G:C6	2.66	0.63
25:BA:2515:C:H2'	25:BA:2516:G:H8	1.63	0.63
28:BD:26:LYS:O	28:BD:27:THR:HB	1.98	0.63

Continued on next page...

Continued from previous page...

Atom-1	Atom-2	Interatomic distance (Å)	Clash overlap (Å)
33:BI:88:ILE:HD11	33:BI:123:LEU:N	2.13	0.63
33:BI:133:HIS:ND1	33:BI:134:PRO:HD2	2.13	0.63
42:BV:19:LYS:CE	42:BV:20:LEU:H	2.12	0.63
46:BZ:28:MET:HG3	46:BZ:33:LEU:HD21	1.81	0.63
1:CA:1148:G:H2'	1:CA:1150:A:OP2	1.98	0.63
11:CK:57:THR:HG22	11:CK:59:TYR:H	1.64	0.63
12:CL:87:GLY:HA2	12:CL:98:TYR:HA	1.81	0.63
19:CS:10:PHE:HZ	19:CS:70:LYS:CE	2.11	0.63
20:CT:53:LEU:HD12	20:CT:102:GLY:CA	2.24	0.63
20:CT:89:ARG:CD	20:CT:104:LEU:HD11	2.21	0.63
25:DA:125:G:H21	54:D7:48:LYS:HD2	1.63	0.63
25:DA:1772:G:H2'	25:DA:1773:A:C5'	2.29	0.63
25:DA:2178:C:H2'	25:DA:2179:C:C6	2.33	0.63
25:DA:587:C:H5''	36:DP:33:ARG:NH2	2.13	0.63
28:DD:121:PRO:HB3	28:DD:135:PHE:CE1	2.34	0.63
28:DD:182:LEU:O	28:DD:271:ILE:HG13	1.99	0.63
25:DA:674:G:O2'	30:DF:74:ARG:HD3	1.98	0.63
32:DH:159:GLU:CG	32:DH:160:LYS:N	2.61	0.63
32:DH:64:LEU:C	32:DH:66:GLY:H	2.01	0.63
33:DI:123:LEU:CD2	33:DI:142:VAL:HG12	2.29	0.63
43:DW:76:VAL:HG23	43:DW:103:ILE:HA	1.81	0.63
1:AA:1035:G:N7	1:AA:1180:U:H3'	2.13	0.63
1:AA:1281:G:C2'	1:AA:1282:U:OP2	2.47	0.63
5:AE:90:VAL:CG2	5:AE:121:LYS:HB3	2.28	0.63
6:AF:9:VAL:HB	6:AF:87:ARG:HB2	1.79	0.63
12:AL:101:VAL:HG12	12:AL:104:VAL:HG23	1.81	0.63
16:AP:21:VAL:HG12	16:AP:34:GLU:O	1.99	0.63
19:AS:6:LYS:CD	19:AS:6:LYS:H	2.12	0.63
48:B1:50:ARG:HH11	48:B1:50:ARG:HG2	1.62	0.63
25:BA:2814:C:O2'	52:B5:29:THR:HG21	1.98	0.63
25:BA:379:G:H2'	25:BA:380:U:O4'	1.98	0.63
15:AO:89:GLY:OXT	25:BA:714:U:C5	2.52	0.63
28:BD:121:PRO:HB3	28:BD:135:PHE:CE1	2.34	0.63
33:BI:123:LEU:CD2	33:BI:142:VAL:HG12	2.29	0.63
36:BP:115:LEU:HA	36:BP:134:ALA:HB2	1.81	0.63
37:BQ:54:MET:CB	37:BQ:64:ILE:HD13	2.21	0.63
38:BR:4:LEU:HD22	38:BR:4:LEU:O	1.99	0.63
39:BS:97:ARG:HH21	39:BS:98:VAL:CA	1.94	0.63
41:BU:108:GLU:OE2	42:BV:44:LYS:HD3	1.99	0.63
46:BZ:5:LEU:CD2	46:BZ:43:GLU:HB3	2.26	0.63
1:CA:1328:G:H5''	9:CI:107:ARG:HB3	1.80	0.63

Continued on next page...

Continued from previous page...

Atom-1	Atom-2	Interatomic distance (Å)	Clash overlap (Å)
5:CE:76:ILE:CD1	5:CE:142:LEU:CD2	2.70	0.63
7:CG:129:GLU:OE2	7:CG:131:LYS:HE3	1.98	0.63
13:CM:93:ARG:HG3	25:DA:888:C:C5'	2.28	0.63
17:CQ:19:VAL:HG23	17:CQ:44:ALA:HB3	1.81	0.63
20:CT:46:GLU:CD	20:CT:48:LYS:HE2	2.18	0.63
48:D1:18:ILE:HG13	48:D1:37:ILE:HG12	1.81	0.63
50:D3:11:SER:OG	50:D3:13:ILE:HD13	1.98	0.63
25:DA:1794:U:H2'	25:DA:1795:C:H6	1.62	0.63
25:DA:612:C:O2'	25:DA:613:G:H5''	1.97	0.63
25:DA:926:A:H8	25:DA:926:A:H5'	1.62	0.63
27:DC:51:PRO:HB2	27:DC:203:GLY:O	1.98	0.63
28:DD:125:ILE:HG22	28:DD:125:ILE:O	1.97	0.63
30:DF:3:GLU:HB2	30:DF:19:GLU:HB2	1.80	0.63
30:DF:2:LYS:CD	30:DF:2:LYS:H	2.06	0.63
42:DV:99:ILE:HD13	42:DV:99:ILE:N	2.14	0.63
2:AB:213:LEU:C	2:AB:213:LEU:HD23	2.19	0.63
5:AE:31:LEU:HD13	5:AE:43:LEU:HD11	1.81	0.63
11:AK:17:GLY:HA3	11:AK:77:MET:SD	2.39	0.63
25:BA:106:C:H2'	25:BA:107:C:C6	2.33	0.63
25:BA:1348:G:C2'	25:BA:1349:A:H5''	2.29	0.63
25:BA:1772:G:H2'	25:BA:1773:A:C5'	2.29	0.63
25:BA:2271:G:OP1	47:B0:18:ALA:HB1	1.98	0.63
22:AW:76:A:N6	25:BA:2421:G:H2'	2.14	0.63
25:BA:364:C:C2'	25:BA:365:C:H5''	2.28	0.63
27:BC:51:PRO:HB2	27:BC:203:GLY:O	1.98	0.63
28:BD:267:SER:C	28:BD:269:PHE:H	2.02	0.63
28:BD:43:ARG:HD2	28:BD:44:ASN:OD1	1.98	0.63
33:BI:50:ARG:O	33:BI:54:GLN:N	2.31	0.63
35:BO:66:LYS:NZ	35:BO:80:ASP:OD1	2.32	0.63
36:BP:16:ARG:HD3	36:BP:17:LYS:N	2.13	0.63
39:BS:97:ARG:NH2	39:BS:99:LYS:H	1.96	0.63
1:CA:545:C:H1'	12:CL:15:ARG:HB3	1.80	0.63
2:CB:75:LYS:HA	2:CB:78:GLN:HG3	1.80	0.63
1:CA:1175:U:H4'	5:CE:22:GLY:HA2	1.79	0.63
25:DA:1042:G:H1'	25:DA:1114:G:H22	1.61	0.63
25:DA:2025:C:H2'	25:DA:2026:C:C6	2.33	0.63
25:DA:2310:A:O2'	25:DA:2311:A:C5'	2.47	0.63
25:DA:72:U:C1'	49:D2:58:ALA:HA	2.27	0.63
25:DA:774:A:H2	25:DA:787:U:HO2'	1.47	0.63
30:DF:11:VAL:C	30:DF:13:SER:H	2.01	0.63
30:DF:83:PHE:O	30:DF:85:GLY:N	2.32	0.63

Continued on next page...

Continued from previous page...

Atom-1	Atom-2	Interatomic distance (Å)	Clash overlap (Å)
32:DH:151:ILE:O	32:DH:152:ARG:HG2	1.99	0.63
41:DU:108:GLU:OE2	42:DV:44:LYS:HD3	1.99	0.63
41:DU:112:ARG:NE	42:DV:46:VAL:HG21	2.13	0.63
41:DU:31:SER:C	41:DU:33:ARG:H	2.02	0.63
43:DW:64:MET:O	43:DW:65:LEU:HB3	1.97	0.63
45:DY:11:ASP:OD1	45:DY:12:THR:N	2.32	0.63
45:DY:45:VAL:HA	45:DY:62:GLU:HG2	1.80	0.63
46:DZ:144:LEU:O	46:DZ:174:VAL:HG21	1.98	0.63
46:DZ:144:LEU:HG	46:DZ:150:LEU:CD1	2.28	0.63
2:AB:24:TRP:HD1	2:AB:24:TRP:H	1.44	0.63
6:AF:61:LEU:HB3	6:AF:63:TYR:HE2	1.63	0.63
9:AI:114:TYR:HD2	9:AI:114:TYR:N	1.93	0.63
25:BA:76:C:H5'	49:B2:55:ARG:HG2	1.81	0.63
54:B7:19:ARG:HH11	54:B7:19:ARG:HG2	1.64	0.63
25:BA:1434:A:H61	25:BA:1558:A:N6	1.96	0.63
25:BA:2310:A:O2'	25:BA:2311:A:C5'	2.47	0.63
25:BA:2348:U:C3'	25:BA:2349:G:H5''	2.27	0.63
25:BA:267:C:H2'	25:BA:268:C:H6	1.63	0.63
25:BA:2709:G:O2'	25:BA:2710:C:H5'	1.99	0.63
25:BA:614:U:O2'	25:BA:614(C):A:N7	2.31	0.63
30:BF:178:PRO:HB2	30:BF:201:VAL:HG11	1.81	0.63
30:BF:185:ASP:HA	30:BF:188:ARG:HB3	1.80	0.63
31:BG:111:LEU:O	31:BG:114:ILE:HD12	1.98	0.63
32:BH:44:VAL:HG12	32:BH:45:VAL:N	2.10	0.63
33:BI:111:PRO:O	33:BI:112:LYS:HG3	1.98	0.63
39:BS:19:LYS:C	39:BS:20:ARG:HH11	2.01	0.63
39:BS:56:LEU:O	39:BS:57:LYS:HB2	1.98	0.63
35:BO:78:ARG:HG2	40:BT:73:GLU:HB2	1.81	0.63
42:BV:53:GLU:O	42:BV:55:ALA:N	2.30	0.63
43:BW:64:MET:O	43:BW:65:LEU:HB3	1.98	0.63
25:BA:1323:U:OP1	43:BW:84:ARG:NE	2.32	0.63
1:CA:1297:G:O6	19:CS:5:LEU:HD23	1.99	0.63
2:CB:102:LEU:O	2:CB:105:PHE:HB2	1.99	0.63
2:CB:23:ARG:HH11	2:CB:23:ARG:HG2	1.64	0.63
5:CE:68:GLU:O	5:CE:70:PRO:HD3	1.98	0.63
10:CJ:45:ARG:HG3	10:CJ:45:ARG:NH1	2.14	0.63
11:CK:126:ARG:C	11:CK:128:ALA:H	2.01	0.63
25:DA:557:U:H2'	25:DA:558:G:H8	1.64	0.63
26:DB:44:G:H1'	26:DB:47:C:N4	2.14	0.63
29:DE:11:MET:H	40:DT:8:LYS:HZ2	1.45	0.63
25:DA:1658:C:OP1	29:DE:132:HIS:ND1	2.31	0.63

Continued on next page...

Continued from previous page...

Atom-1	Atom-2	Interatomic distance (Å)	Clash overlap (Å)
32:DH:38:SER:C	32:DH:40:GLU:H	2.02	0.63
34:DN:63:THR:HG22	34:DN:64:GLY:H	1.63	0.63
36:DP:115:LEU:HA	36:DP:134:ALA:CB	2.29	0.63
36:DP:23:PRO:HD2	36:DP:33:ARG:NH2	2.12	0.63
38:DR:4:LEU:HD22	38:DR:4:LEU:O	1.98	0.63
43:DW:60:ASN:HD22	43:DW:60:ASN:H	1.44	0.63
1:AA:960:A:C5'	1:AA:961:C:OP2	2.44	0.62
10:AJ:49:VAL:CG2	14:AN:41:ARG:HB2	2.20	0.62
23:AV:30:G:C2	23:AV:43:G:N3	2.67	0.62
22:AW:38:A:N6	22:AW:39:U:C5	2.67	0.62
22:AY:31:A:C6	22:AY:40:C:N4	2.67	0.62
49:B2:2:LYS:HA	49:B2:5:GLU:OE1	1.98	0.62
25:BA:2464:C:H2'	25:BA:2465:C:H6	1.62	0.62
25:BA:2881:C:H2'	25:BA:2882:A:H8	1.64	0.62
26:BB:61:G:H2'	26:BB:62:C:C6	2.34	0.62
28:BD:76:PRO:HG2	28:BD:98:VAL:CG2	2.27	0.62
31:BG:25:TYR:CD2	31:BG:31:VAL:HG23	2.34	0.62
46:BZ:114:GLY:HA3	46:BZ:177:PRO:HD3	1.81	0.62
1:CA:1405:G:H5'	35:DO:49:ARG:HH22	1.64	0.62
6:CF:61:LEU:HB3	6:CF:63:TYR:HE2	1.64	0.62
7:CG:50:ILE:O	7:CG:54:THR:HG23	1.99	0.62
9:CI:79:LEU:HD21	9:CI:102:LEU:HD22	1.81	0.62
13:CM:3:ARG:CA	13:CM:9:ILE:HG13	2.29	0.62
18:CR:47:THR:HB	18:CR:49:LYS:HG2	1.80	0.62
25:DA:2206:G:C2	25:DA:2207:G:H5'	2.33	0.62
25:DA:2391:G:O2'	25:DA:2424:C:N4	2.32	0.62
25:DA:271(F):C:H2'	25:DA:271(G):C:H6	1.63	0.62
25:DA:471:A:H2'	25:DA:472:A:O4'	1.98	0.62
28:DD:26:LYS:O	28:DD:27:THR:HB	1.98	0.62
25:DA:321:G:OP2	30:DF:136:THR:HG22	1.99	0.62
31:DG:25:TYR:CD2	31:DG:31:VAL:HG23	2.34	0.62
37:DQ:134:ARG:HE	46:DZ:122:ARG:HH11	1.47	0.62
25:DA:309:G:O3'	45:DY:18:GLY:HA3	1.99	0.62
7:AG:148:ASN:C	7:AG:150:ALA:H	2.01	0.62
18:AR:47:THR:HB	18:AR:49:LYS:HG2	1.81	0.62
23:AV:30:G:C6	23:AV:43:G:C2	2.86	0.62
25:BA:2171:A:C2'	25:BA:2172:U:C6	2.83	0.62
25:BA:919:G:N2	25:BA:2269:A:OP2	2.32	0.62
25:BA:2522:U:O2'	25:BA:2647:U:H5''	1.98	0.62
25:BA:271(U):G:H2'	25:BA:271(V):G:C5'	2.08	0.62
25:BA:847:U:C2'	25:BA:848:G:H5''	2.25	0.62

Continued on next page...

Continued from previous page...

Atom-1	Atom-2	Interatomic distance (Å)	Clash overlap (Å)
27:BC:77:ILE:HD11	27:BC:100:ILE:HD11	1.80	0.62
29:BE:52:LEU:HD12	29:BE:53:PRO:HD2	1.81	0.62
30:BF:83:PHE:O	30:BF:85:GLY:N	2.32	0.62
31:BG:45:GLU:OE1	31:BG:45:GLU:HA	1.97	0.62
31:BG:47:LYS:HZ2	31:BG:82:LEU:HD12	1.62	0.62
32:BH:151:ILE:O	32:BH:152:ARG:HG2	1.99	0.62
36:BP:61:ARG:NH1	55:B8:13:ARG:HG3	2.14	0.62
37:BQ:35:VAL:CG1	37:BQ:130:LYS:HB3	2.29	0.62
45:BY:88:LYS:HZ1	45:BY:93:GLY:CA	2.11	0.62
1:CA:1184:C:H6	1:CA:1184:C:O5'	1.82	0.62
58:CA:1695:PAR:HN61	58:CA:1695:PAR:H34	1.64	0.62
1:CA:298:A:HO2'	1:CA:538:C:HO2'	1.47	0.62
1:CA:1260:A:H61	3:CC:26:LYS:NZ	1.97	0.62
4:CD:30:LYS:C	4:CD:32:ALA:N	2.53	0.62
5:CE:53:LEU:CD1	5:CE:53:LEU:H	2.12	0.62
7:CG:100:ALA:O	7:CG:104:LEU:HD23	1.99	0.62
7:CG:62:PHE:CD1	7:CG:124:LEU:HD21	2.34	0.62
7:CG:148:ASN:C	7:CG:150:ALA:N	2.52	0.62
10:CJ:6:ILE:HA	10:CJ:97:GLU:O	1.99	0.62
25:DA:747:U:N3	52:D5:2:ALA:N	2.47	0.62
25:DA:2124:G:H5''	27:DC:177:LYS:CB	2.29	0.62
25:DA:2515:C:H2'	25:DA:2516:G:H5'	1.81	0.62
25:DA:2748:A:O2'	32:DH:66:GLY:HA3	1.98	0.62
25:DA:2863:C:O2'	25:DA:2864:G:H5''	1.98	0.62
25:DA:2881:C:H2'	25:DA:2882:A:H8	1.64	0.62
25:DA:364:C:C2'	25:DA:365:C:H5''	2.28	0.62
28:DD:148:GLU:HB2	28:DD:151:LYS:HD2	1.81	0.62
31:DG:2:PRO:O	31:DG:3:LEU:HB3	1.98	0.62
33:DI:72:LEU:CD2	33:DI:107:VAL:HG21	2.29	0.62
36:DP:107:LYS:C	36:DP:109:GLY:H	2.03	0.62
40:DT:92:GLY:O	40:DT:93:ARG:HB3	1.99	0.62
46:DZ:18:LEU:HD23	46:DZ:25:PRO:HG3	1.81	0.62
1:AA:343:G:O2'	1:AA:344:A:P	2.56	0.62
2:AB:204:ASN:ND2	2:AB:207:ALA:H	1.96	0.62
15:AO:17:ARG:NH1	15:AO:77:ARG:NH1	2.47	0.62
52:B5:37:LYS:HG3	52:B5:38:ALA:N	2.13	0.62
25:BA:999:U:H2'	25:BA:1000:A:H5''	1.80	0.62
25:BA:1762:A:H8	25:BA:1762:A:O5'	1.81	0.62
25:BA:472:A:HO2'	25:BA:508:G:H1	1.46	0.62
25:BA:747:U:H1'	52:B5:2:ALA:HB3	1.82	0.62
31:BG:2:PRO:O	31:BG:3:LEU:HB3	1.98	0.62

Continued on next page...

Continued from previous page...

Atom-1	Atom-2	Interatomic distance (Å)	Clash overlap (Å)
36:BP:85:LEU:CD2	36:BP:85:LEU:H	2.10	0.62
46:BZ:177:PRO:O	46:BZ:178:GLU:HG2	1.98	0.62
1:CA:377:A:H2'	1:CA:378:A:C8	2.34	0.62
5:CE:14:ARG:HH12	5:CE:129:ILE:HD11	1.63	0.62
13:CM:27:LYS:CE	13:CM:31:LYS:HE3	2.25	0.62
13:CM:93:ARG:HD3	25:DA:888:C:C4'	2.27	0.62
14:CN:37:PHE:CZ	14:CN:56:VAL:HG21	2.30	0.62
23:CV:35:C:O2'	23:CV:36:A:P	2.57	0.62
22:CW:34:G:N7	24:CX:13:A:N6	2.48	0.62
22:CW:3:C:O2	22:CW:3:C:H2'	1.99	0.62
47:D0:53:MET:CB	47:D0:59:LEU:HD23	2.29	0.62
1:CA:1450:A:H4'	25:DA:1702:G:H4'	1.80	0.62
25:DA:2172:U:C1'	25:DA:2173:A:P	2.87	0.62
25:DA:271(U):G:O2'	25:DA:271(V):G:H5''	1.98	0.62
26:DB:83:G:C4	26:DB:84:C:C5	2.87	0.62
32:DH:85:LYS:HB3	32:DH:133:VAL:O	1.99	0.62
33:DI:133:HIS:ND1	33:DI:134:PRO:HD2	2.13	0.62
36:DP:146:VAL:HG22	36:DP:147:LEU:H	1.64	0.62
37:DQ:18:LYS:O	37:DQ:98:LYS:HD3	1.99	0.62
41:DU:36:ARG:HE	41:DU:40:PHE:HZ	1.47	0.62
1:AA:1424:G:H2'	1:AA:1425:G:C5'	2.29	0.62
23:AV:32:G:H1	23:AV:40:C:H42	1.46	0.62
25:BA:1022:G:H4'	25:BA:1023:U:O5'	1.99	0.62
25:BA:2584:U:H3'	25:BA:2585:U:C5'	2.29	0.62
25:BA:2795:G:N2	25:BA:2799:C:H5'	2.14	0.62
25:BA:1186:G:P	57:BA:3221:MG:MG	1.81	0.62
25:BA:747:U:C1'	52:B5:2:ALA:HB3	2.29	0.62
29:BE:55:ASN:O	29:BE:57:LYS:N	2.33	0.62
37:BQ:134:ARG:HH21	46:BZ:122:ARG:CZ	2.11	0.62
42:BV:28:GLU:HB3	42:BV:29:PRO:HD2	1.81	0.62
1:CA:433:G:N1	1:CA:479:A:OP2	2.23	0.62
1:CA:597:A:OP1	4:CD:85:LYS:NZ	2.28	0.62
1:CA:745:C:H2'	1:CA:746:G:H8	1.64	0.62
1:CA:923:A:H2'	1:CA:924:G:C8	2.34	0.62
5:CE:82:VAL:HG21	5:CE:138:ALA:HA	1.80	0.62
22:CY:32:U:H2'	22:CY:32:U:O2	1.99	0.62
22:CY:33:U:H3'	22:CY:34:G:H5''	1.80	0.62
52:D5:41:PRO:HG2	52:D5:44:THR:HG21	1.79	0.62
25:DA:1111:A:O2'	25:DA:1112:G:H4'	1.98	0.62
25:DA:2285:C:H5	53:D6:27:LYS:HE3	1.64	0.62
25:DA:2299:G:C6	25:DA:2318:G:C8	2.86	0.62

Continued on next page...

Continued from previous page...

Atom-1	Atom-2	Interatomic distance (Å)	Clash overlap (Å)
25:DA:2300:G:H22	25:DA:2317:C:C1'	2.11	0.62
25:DA:2745:C:H2'	25:DA:2746:U:C6	2.35	0.62
25:DA:72:U:H1'	49:D2:58:ALA:HA	1.79	0.62
37:DQ:141:GLN:HE22	46:DZ:72:ARG:HA	1.65	0.62
25:DA:2876:G:H4'	40:DT:3:ARG:HD3	1.81	0.62
44:DX:29:TRP:CZ3	44:DX:78:LYS:HB3	2.33	0.62
45:DY:2:ARG:HH11	45:DY:2:ARG:HA	1.63	0.62
46:DZ:57:ILE:HG22	46:DZ:58:VAL:N	2.14	0.62
1:AA:1188:G:H2'	1:AA:1189:C:C6	2.34	0.62
2:AB:194:PRO:HB3	2:AB:200:ILE:HD13	1.80	0.62
13:AM:65:LYS:HD2	13:AM:69:GLU:CG	2.29	0.62
25:BA:769:G:H4'	25:BA:1379:A:N1	2.15	0.62
25:BA:2172:U:C1'	25:BA:2173:A:P	2.87	0.62
25:BA:2522:U:H2'	25:BA:2523:G:H5''	1.82	0.62
25:BA:271(F):C:H2'	25:BA:271(G):C:H6	1.63	0.62
25:BA:2863:C:O2'	25:BA:2864:G:H5''	1.98	0.62
25:BA:379:G:C2'	25:BA:380:U:O5'	2.48	0.62
29:BE:116:VAL:O	29:BE:117:MET:CB	2.47	0.62
30:BF:11:VAL:C	30:BF:13:SER:H	2.01	0.62
32:BH:64:LEU:C	32:BH:66:GLY:H	2.01	0.62
34:BN:18:ALA:HB1	34:BN:21:LYS:HB2	1.80	0.62
36:BP:18:ARG:HH11	36:BP:18:ARG:C	2.02	0.62
25:BA:2393:A:H4'	36:BP:60:MET:O	2.00	0.62
25:BA:1242:A:N1	36:BP:8:PRO:HG3	2.15	0.62
2:CB:114:ARG:HA	2:CB:117:GLU:OE1	1.99	0.62
2:CB:213:LEU:C	2:CB:213:LEU:HD23	2.20	0.62
6:CF:60:PHE:C	6:CF:61:LEU:HD12	2.20	0.62
10:CJ:5:ARG:HA	10:CJ:73:ASP:OD1	1.99	0.62
49:D2:2:LYS:O	49:D2:6:VAL:HG23	1.98	0.62
53:D6:40:CYS:SG	53:D6:45:LYS:HE3	2.40	0.62
25:DA:1686:C:C6	25:DA:1686:C:H5'	2.33	0.62
28:DD:8:PRO:HB3	28:DD:14:ARG:HB2	1.81	0.62
29:DE:43:GLY:O	29:DE:44:TYR:HB3	1.99	0.62
36:DP:115:LEU:HA	36:DP:134:ALA:HB2	1.81	0.62
42:DV:19:LYS:HE2	42:DV:19:LYS:HA	1.82	0.62
1:AA:1427:G:C6	1:AA:1437:A:C2	2.88	0.62
4:AD:158:ILE:HG22	4:AD:181:MET:HE2	1.79	0.62
6:AF:61:LEU:O	6:AF:62:TRP:HB2	1.98	0.62
13:AM:90:LEU:O	13:AM:91:ARG:HB2	1.98	0.62
55:B8:49:VAL:O	55:B8:53:PRO:HG3	1.99	0.62
25:BA:325:G:H2'	25:BA:326:G:H8	1.64	0.62

Continued on next page...

Continued from previous page...

Atom-1	Atom-2	Interatomic distance (Å)	Clash overlap (Å)
29:BE:2:LYS:HE2	29:BE:95:ILE:CG2	2.30	0.62
34:BN:46:VAL:O	34:BN:47:ALA:HB3	1.99	0.62
38:BR:63:ARG:HA	38:BR:80:PHE:CE2	2.35	0.62
1:CA:712:A:H2'	1:CA:713:G:C8	2.34	0.62
2:CB:96:ARG:HH12	2:CB:147:LYS:HE2	1.64	0.62
3:CC:5:ILE:C	3:CC:5:ILE:HD12	2.20	0.62
3:CC:70:VAL:HG12	3:CC:71:ALA:H	1.63	0.62
4:CD:13:ARG:O	4:CD:15:GLU:N	2.33	0.62
6:CF:71:ARG:HH11	6:CF:71:ARG:HG3	1.65	0.62
10:CJ:51:ARG:HG3	10:CJ:60:ARG:HA	1.80	0.62
13:CM:65:LYS:HG3	13:CM:70:LEU:CA	2.29	0.62
19:CS:12:ASP:O	19:CS:16:LEU:HD13	1.99	0.62
25:DA:141:A:H8	25:DA:1408:C:O2'	1.83	0.62
25:DA:2208:A:H1'	25:DA:2219:G:C2	2.35	0.62
25:DA:267:C:H2'	25:DA:268:C:H6	1.63	0.62
28:DD:25:THR:HG22	28:DD:26:LYS:N	2.14	0.62
29:DE:55:ASN:O	29:DE:57:LYS:N	2.33	0.62
33:DI:54:GLN:HA	33:DI:57:ARG:HB2	1.81	0.62
25:DA:2376:A:N6	39:DS:92:TYR:HE2	1.96	0.62
42:DV:28:GLU:HB3	42:DV:29:PRO:HD2	1.81	0.62
42:DV:53:GLU:O	42:DV:55:ALA:N	2.30	0.62
1:AA:261:G:O2'	1:AA:262:C:P	2.57	0.62
2:AB:141:GLU:O	2:AB:145:LEU:HB2	2.00	0.62
2:AB:75:LYS:HA	2:AB:78:GLN:HG3	1.82	0.62
3:AC:70:VAL:HG12	3:AC:71:ALA:H	1.62	0.62
4:AD:112:VAL:HG13	4:AD:116:GLN:OE1	2.00	0.62
11:AK:126:ARG:C	11:AK:128:ALA:H	2.01	0.62
22:AW:16:U:N3	22:AW:19:G:OP2	2.32	0.62
47:B0:82:ARG:O	47:B0:82:ARG:HG3	2.00	0.62
53:B6:30:THR:HB	53:B6:31:PRO:HD2	1.82	0.62
25:BA:1312:U:O4'	25:BA:1313:U:N3	2.33	0.62
25:BA:2264:C:H2'	25:BA:2265:U:C6	2.35	0.62
25:BA:2712:U:HO2'	25:BA:2712(A):A:H5''	1.64	0.62
25:BA:272:G:O6	25:BA:421:U:C2	2.52	0.62
25:BA:866:A:N1	25:BA:914:C:C5	2.67	0.62
28:BD:148:GLU:HB2	28:BD:151:LYS:HD2	1.81	0.62
28:BD:109:ASP:HB2	28:BD:197:GLY:HA2	1.82	0.62
28:BD:172:TYR:CE2	28:BD:269:PHE:HE1	2.18	0.62
44:BX:32:PRO:HA	44:BX:77:LYS:CB	2.29	0.62
45:BY:42:VAL:HG23	45:BY:67:LEU:HD23	1.81	0.62
1:CA:1025:C:H2'	1:CA:1026:A:C8	2.35	0.62

Continued on next page...

Continued from previous page...

Atom-1	Atom-2	Interatomic distance (Å)	Clash overlap (Å)
1:CA:956:C:OP1	1:CA:1204:C:N4	2.33	0.62
1:CA:958:U:H2'	1:CA:959:U:C5	2.34	0.62
1:CA:1141:U:OP1	2:CB:133:LYS:NZ	2.33	0.62
20:CT:14:LYS:HB2	20:CT:17:ARG:HH21	1.65	0.62
25:DA:2108:C:C2	25:DA:2182:G:N2	2.68	0.62
28:DD:211:ARG:HA	28:DD:214:TRP:CD2	2.35	0.62
25:DA:910:A:N7	37:DQ:13:GLN:HG3	2.14	0.62
37:DQ:35:VAL:CG1	37:DQ:130:LYS:HB3	2.29	0.62
25:DA:2376:A:C5	39:DS:94:TYR:CD1	2.87	0.62
46:DZ:5:LEU:HD21	46:DZ:43:GLU:CB	2.26	0.62
1:AA:513:G:N3	22:AY:35:A:O2'	2.27	0.62
10:AJ:24:VAL:HG22	10:AJ:72:VAL:HG11	1.82	0.62
10:AJ:80:LYS:HE3	10:AJ:80:LYS:O	1.99	0.62
11:AK:126:ARG:NH1	11:AK:126:ARG:HB3	2.15	0.62
47:B0:72:ARG:HB3	47:B0:75:LEU:HB3	1.79	0.62
55:B8:50:LEU:C	55:B8:53:PRO:HD2	2.20	0.62
25:BA:2402:C:H5	25:BA:2415:G:H22	1.48	0.62
30:BF:2:LYS:O	30:BF:25:PRO:HD2	2.00	0.62
33:BI:72:LEU:CD2	33:BI:107:VAL:HG21	2.29	0.62
36:BP:107:LYS:C	36:BP:109:GLY:H	2.03	0.62
39:BS:101:LEU:CD2	39:BS:104:GLY:H	2.11	0.62
34:BN:4:TYR:HB2	41:BU:64:ARG:NH2	2.15	0.62
42:BV:18:LEU:CD2	42:BV:19:LYS:H	2.13	0.62
42:BV:6:LYS:HG3	42:BV:11:GLN:HG2	1.80	0.62
1:CA:629:U:H2'	1:CA:630:C:C6	2.34	0.62
2:CB:194:PRO:HB3	2:CB:200:ILE:HD13	1.81	0.62
2:CB:76:GLN:HB3	2:CB:206:ASP:O	1.99	0.62
7:CG:151:TYR:OH	11:CK:54:ARG:HD3	1.99	0.62
8:CH:5:PRO:O	8:CH:8:ASP:HB3	1.99	0.62
10:CJ:94:VAL:HG12	10:CJ:95:GLU:N	2.15	0.62
12:CL:24:VAL:HG13	12:CL:98:TYR:HE2	1.60	0.62
13:CM:94:ARG:CZ	25:DA:888:C:P	2.88	0.62
22:CY:30:G:C2	22:CY:31:A:C8	2.88	0.62
25:DA:1175:U:H4'	25:DA:1176:G:H2'	1.82	0.62
25:DA:1348:G:C2'	25:DA:1349:A:H5''	2.29	0.62
25:DA:212:G:O2'	25:DA:213:A:H5'	2.00	0.62
25:DA:614:U:O2	25:DA:614:U:C5'	2.47	0.62
26:DB:82:G:C2'	26:DB:83:G:H5'	2.29	0.62
27:DC:56:GLN:NE2	27:DC:173:ALA:HB1	2.15	0.62
25:DA:2175:C:O4'	27:DC:215:THR:HA	1.99	0.62
28:DD:267:SER:C	28:DD:269:PHE:H	2.02	0.62

Continued on next page...

Continued from previous page...

Atom-1	Atom-2	Interatomic distance (Å)	Clash overlap (Å)
28:DD:92:ILE:H	28:DD:92:ILE:HD13	1.64	0.62
33:DI:88:ILE:HD11	33:DI:123:LEU:CG	2.30	0.62
33:DI:77:LEU:HB3	33:DI:140:LEU:CD1	2.21	0.62
36:DP:18:ARG:HH11	36:DP:18:ARG:C	2.02	0.62
2:AB:96:ARG:HH12	2:AB:147:LYS:HE2	1.64	0.62
20:AT:57:ARG:HH11	20:AT:57:ARG:HB2	1.65	0.62
25:BA:2080:G:O5'	48:B1:35:THR:CG2	2.48	0.62
25:BA:212:G:O2'	25:BA:213:A:H5'	2.00	0.62
26:BB:15:A:H3'	26:BB:16:G:C5'	2.30	0.62
28:BD:35:LYS:HZ2	28:BD:103:ARG:HA	1.65	0.62
29:BE:75:VAL:O	29:BE:77:ILE:N	2.33	0.62
30:BF:152:GLU:OE1	30:BF:191:ARG:HD2	2.00	0.62
33:BI:95:LYS:HA	33:BI:98:ALA:HB3	1.82	0.62
36:BP:16:ARG:HH11	36:BP:16:ARG:C	2.03	0.62
9:CI:3:GLN:HG2	9:CI:20:ARG:HH12	1.65	0.62
13:CM:116:THR:O	13:CM:117:VAL:HG23	1.99	0.62
18:CR:82:THR:HG22	18:CR:83:GLU:N	2.15	0.62
48:D1:23:LYS:CE	48:D1:28:GLY:HA3	2.29	0.62
25:DA:1032:A:OP1	56:D9:8:LYS:HE3	2.00	0.62
25:DA:1666:G:C2'	25:DA:1667:G:H5'	2.30	0.62
25:DA:1810:A:H2'	25:DA:1811:G:O4'	2.00	0.62
25:DA:271(U):G:H2'	25:DA:271(V):G:H8	1.65	0.62
25:DA:2795:G:N2	25:DA:2799:C:H5'	2.14	0.62
25:DA:845:G:HO2'	25:DA:846:C:H5	1.47	0.62
34:DN:46:VAL:O	34:DN:47:ALA:HB3	1.99	0.62
36:DP:101:VAL:C	36:DP:103:ALA:H	2.03	0.62
39:DS:14:VAL:HG12	39:DS:15:ARG:H	1.64	0.62
40:DT:55:ASN:CA	40:DT:59:THR:HG22	2.30	0.62
40:DT:89:VAL:HB	40:DT:91:ARG:CD	2.29	0.62
5:AE:53:LEU:H	5:AE:53:LEU:CD1	2.13	0.62
9:AI:10:ARG:HD2	9:AI:105:ASP:CG	2.20	0.62
22:AW:18:G:H1	22:AW:55:U:C1'	2.11	0.62
48:B1:23:LYS:CE	48:B1:28:GLY:HA3	2.29	0.62
48:B1:51:VAL:HG21	48:B1:74:VAL:HG21	1.81	0.62
53:B6:20:ASN:ND2	53:B6:21:TYR:H	1.98	0.62
55:B8:43:GLN:O	55:B8:44:LYS:HD2	2.00	0.62
25:BA:1316:U:O2'	25:BA:1317:A:H5'	2.00	0.62
25:BA:1494:A:N3	25:BA:1494:A:H5'	2.15	0.62
25:BA:2469:A:H3'	25:BA:2470:G:O4'	2.00	0.62
25:BA:271(U):G:O2'	25:BA:271(V):G:H5''	1.98	0.62
25:BA:2790:A:H2'	25:BA:2791:C:H5'	1.82	0.62

Continued on next page...

Continued from previous page...

Atom-1	Atom-2	Interatomic distance (Å)	Clash overlap (Å)
28:BD:165:ILE:HD13	28:BD:175:LEU:HD21	1.82	0.62
34:BN:11:PRO:HB3	34:BN:51:PHE:CE1	2.35	0.62
37:BQ:27:VAL:HG11	37:BQ:30:GLY:O	2.00	0.62
41:BU:90:VAL:HG12	41:BU:91:ASP:N	2.10	0.62
42:BV:99:ILE:N	42:BV:99:ILE:HD13	2.14	0.62
44:BX:60:ARG:HH22	54:B7:47:ARG:NH2	1.97	0.62
1:CA:78:G:H22	1:CA:85:U:H4'	1.64	0.62
3:CC:182:ILE:HG12	3:CC:203:PHE:HA	1.82	0.62
3:CC:92:ALA:HB2	3:CC:99:VAL:CG2	2.29	0.62
5:CE:69:VAL:CB	5:CE:71:LEU:HD21	2.29	0.62
11:CK:124:LYS:HD2	11:CK:125:PHE:CE1	2.33	0.62
12:CL:7:ILE:HA	12:CL:10:LEU:HD12	1.82	0.62
20:CT:44:ALA:HA	20:CT:92:LEU:HD21	1.82	0.62
22:CW:65:G:H2'	22:CW:66:U:C6	2.35	0.62
25:DA:1022:G:H4'	25:DA:1023:U:O5'	2.00	0.62
25:DA:2075:U:O4	25:DA:2238:G:C6	2.53	0.62
25:DA:2148:G:O2'	25:DA:2149:G:H5'	2.00	0.62
28:DD:44:ASN:OD1	28:DD:44:ASN:N	2.33	0.62
29:DE:97:LYS:HE2	29:DE:98:PRO:HD2	1.82	0.62
32:DH:89:ILE:HD12	32:DH:90:LYS:N	2.15	0.62
33:DI:140:LEU:HD12	33:DI:141:LYS:H	1.65	0.62
36:DP:146:VAL:HG22	36:DP:147:LEU:N	2.15	0.62
25:DA:1242:A:N1	36:DP:8:PRO:HG3	2.15	0.62
36:DP:96:THR:O	36:DP:99:LEU:HB3	2.00	0.62
46:DZ:114:GLY:HA3	46:DZ:177:PRO:HD3	1.81	0.62
46:DZ:28:MET:SD	46:DZ:37:VAL:HG11	2.39	0.62
1:AA:1404:G:O2'	35:BO:49:ARG:NH2	2.32	0.61
3:AC:69:HIS:HA	3:AC:104:GLN:O	2.00	0.61
6:AF:78:GLU:O	6:AF:81:ILE:HG13	1.99	0.61
9:AI:53:VAL:O	9:AI:54:ASP:HB2	2.00	0.61
48:B1:18:ILE:HG13	48:B1:37:ILE:HG12	1.81	0.61
25:BA:1141:U:OP1	34:BN:25:ARG:NH1	2.32	0.61
25:BA:2315:G:H2'	25:BA:2316:C:C6	2.35	0.61
25:BA:2320:A:C5	25:BA:2333:A:C6	2.88	0.61
25:BA:2745:C:H2'	25:BA:2746:U:C6	2.35	0.61
25:BA:2789:C:H1'	25:BA:2892:A:H2	1.65	0.61
25:BA:575:A:O2'	25:BA:576:U:H5'	2.00	0.61
25:BA:71:A:O2'	25:BA:72:U:P	2.58	0.61
28:BD:182:LEU:O	28:BD:271:ILE:HG13	1.99	0.61
29:BE:97:LYS:HE2	29:BE:98:PRO:HD2	1.82	0.61
36:BP:78:PRO:HB2	36:BP:111:ARG:HD2	1.82	0.61

Continued on next page...

Continued from previous page...

Atom-1	Atom-2	Interatomic distance (Å)	Clash overlap (Å)
38:BR:10:LEU:HD22	38:BR:17:ARG:CD	2.29	0.61
46:BZ:18:LEU:HD23	46:BZ:25:PRO:HG3	1.81	0.61
46:BZ:28:MET:SD	46:BZ:37:VAL:HG11	2.39	0.61
16:CP:26:ARG:NH1	16:CP:26:ARG:HB3	2.15	0.61
17:CQ:14:LYS:HB2	17:CQ:14:LYS:NZ	2.15	0.61
17:CQ:6:LEU:N	17:CQ:6:LEU:HD12	2.15	0.61
23:CV:9:G:O2'	23:CV:10:G:N7	2.31	0.61
23:CV:4:G:O2'	23:CV:5:G:H8	1.82	0.61
25:DA:103:A:H4'	49:D2:3:LEU:HD11	1.82	0.61
54:D7:19:ARG:HG2	54:D7:19:ARG:HH11	1.64	0.61
55:D8:49:VAL:O	55:D8:53:PRO:HG3	1.99	0.61
25:DA:1686:C:C5'	25:DA:1686:C:H6	2.12	0.61
25:DA:2103:C:H2'	25:DA:2104:G:H5''	1.81	0.61
25:DA:2152:G:H2'	25:DA:2153:G:C8	2.35	0.61
25:DA:2345:G:H5''	25:DA:2347:C:O4'	2.00	0.61
25:DA:2420:C:OP1	55:D8:34:TRP:HA	2.00	0.61
28:DD:155:LEU:HD23	28:DD:177:LEU:HD21	1.80	0.61
29:DE:75:VAL:O	29:DE:77:ILE:N	2.33	0.61
30:DF:178:PRO:HB2	30:DF:201:VAL:HG11	1.81	0.61
30:DF:152:GLU:OE1	30:DF:191:ARG:HD2	2.00	0.61
31:DG:107:LEU:HD11	31:DG:178:PHE:HE1	1.62	0.61
31:DG:47:LYS:HZ2	31:DG:82:LEU:HD12	1.65	0.61
33:DI:76:THR:O	33:DI:77:LEU:O	2.18	0.61
39:DS:30:ARG:HH22	39:DS:62:LYS:CD	2.13	0.61
39:DS:97:ARG:NH2	39:DS:99:LYS:H	1.96	0.61
42:DV:4:ILE:HG22	42:DV:39:LEU:CD2	2.30	0.61
42:DV:49:THR:CG2	42:DV:50:PRO:HD2	2.26	0.61
44:DX:32:PRO:HA	44:DX:77:LYS:CB	2.29	0.61
1:AA:261:G:H5''	1:AA:263:C:H41	1.64	0.61
1:AA:28:G:N2	1:AA:538:C:O2	2.29	0.61
1:AA:1187:G:H4'	3:AC:192:THR:O	2.00	0.61
6:AF:30:LEU:HB3	6:AF:35:ALA:HB3	1.83	0.61
6:AF:98:LEU:H	6:AF:98:LEU:HD12	1.65	0.61
10:AJ:48:THR:HA	10:AJ:62:HIS:CB	2.30	0.61
10:AJ:5:ARG:HA	10:AJ:73:ASP:OD1	1.98	0.61
48:B1:89:GLU:HA	48:B1:92:LYS:HB3	1.82	0.61
56:B9:9:ARG:HH11	56:B9:9:ARG:HB3	1.64	0.61
25:BA:2208:A:H1'	25:BA:2219:G:C2	2.35	0.61
25:BA:651:G:C5'	55:B8:18:ALA:HB3	2.30	0.61
26:BB:44:G:H1'	26:BB:47:C:N4	2.14	0.61
26:BB:7:G:H3'	26:BB:8:U:C5'	2.22	0.61

Continued on next page...

Continued from previous page...

Atom-1	Atom-2	Interatomic distance (Å)	Clash overlap (Å)
28:BD:92:ILE:HD13	28:BD:92:ILE:H	1.64	0.61
40:BT:78:LEU:O	40:BT:79:HIS:ND1	2.33	0.61
45:BY:19:LYS:HG2	45:BY:19:LYS:O	2.00	0.61
12:CL:25:PRO:C	12:CL:27:LEU:H	2.03	0.61
20:CT:57:ARG:HH11	20:CT:57:ARG:HB2	1.64	0.61
47:D0:3:HIS:N	47:D0:3:HIS:ND1	2.48	0.61
51:D4:62:CYS:SG	51:D4:63:SER:N	2.73	0.61
25:DA:1316:U:O2'	25:DA:1317:A:H5'	2.00	0.61
25:DA:1495:A:N3	25:DA:1496:A:C2	2.69	0.61
25:DA:2033:A:H4'	25:DA:2034:U:OP1	2.00	0.61
25:DA:2171:A:C2'	25:DA:2172:U:C6	2.83	0.61
25:DA:2709:G:O2'	25:DA:2710:C:H5'	2.00	0.61
25:DA:2728:U:O2'	25:DA:2729:G:H5'	2.00	0.61
25:DA:472:A:HO2'	25:DA:508:G:H1	1.46	0.61
25:DA:847:U:C2'	25:DA:848:G:H5''	2.25	0.61
28:DD:109:ASP:HB2	28:DD:197:GLY:HA2	1.82	0.61
34:DN:11:PRO:HB3	34:DN:51:PHE:CE1	2.35	0.61
25:DA:942:G:OP1	36:DP:35:HIS:CB	2.47	0.61
37:DQ:37:LEU:HG	37:DQ:128:LYS:O	2.00	0.61
41:DU:106:PHE:HA	41:DU:109:LEU:HD12	1.82	0.61
45:DY:13:VAL:HA	45:DY:75:ILE:HG22	1.81	0.61
1:AA:737:C:C2'	1:AA:737:C:O2	2.47	0.61
1:AA:1086:G:O5'	2:AB:111:ARG:HD2	2.00	0.61
5:AE:148:VAL:HG21	8:AH:107:LEU:HD22	1.81	0.61
9:AI:3:GLN:HG2	9:AI:20:ARG:HH12	1.64	0.61
11:AK:34:ASP:HB3	11:AK:40:ILE:HD11	1.81	0.61
15:AO:23:GLY:O	15:AO:24:SER:HB3	1.98	0.61
17:AQ:18:THR:HG23	17:AQ:69:LYS:HD2	1.80	0.61
20:AT:43:LEU:HD13	20:AT:51:GLU:CG	2.31	0.61
51:B4:62:CYS:SG	51:B4:63:SER:N	2.73	0.61
25:BA:2685:G:OP2	40:BT:51:ARG:NH1	2.32	0.61
25:BA:2892:A:H3'	25:BA:2893:G:C5'	2.26	0.61
25:BA:528:A:H8	25:BA:528:A:H3'	1.65	0.61
25:BA:598:G:H5'	36:BP:15:ARG:HD2	1.82	0.61
27:BC:56:GLN:NE2	27:BC:173:ALA:HB1	2.15	0.61
31:BG:13:GLU:O	31:BG:14:GLU:HB2	2.00	0.61
33:BI:88:ILE:HD11	33:BI:123:LEU:CG	2.30	0.61
33:BI:76:THR:O	33:BI:77:LEU:O	2.18	0.61
35:BO:1:MET:HG3	35:BO:32:TYR:CD1	2.35	0.61
36:BP:115:LEU:HA	36:BP:134:ALA:CB	2.29	0.61
36:BP:146:VAL:HG22	36:BP:147:LEU:H	1.65	0.61

Continued on next page...

Continued from previous page...

Atom-1	Atom-2	Interatomic distance (Å)	Clash overlap (Å)
29:BE:11:MET:C	40:BT:8:LYS:NZ	2.54	0.61
41:BU:105:VAL:HG11	42:BV:40:LEU:HD12	1.82	0.61
45:BY:95:LYS:HG2	45:BY:100:ALA:CA	2.29	0.61
1:CA:1184:C:OP1	14:CN:3:ARG:HD3	2.00	0.61
1:CA:1458:U:H2'	1:CA:1458:U:O2	2.00	0.61
1:CA:1501:C:OP1	11:CK:120:ARG:NH1	2.33	0.61
1:CA:980:G:H3'	1:CA:981:G:C8	2.36	0.61
2:CB:104:ASN:OD1	2:CB:107:THR:HB	2.01	0.61
3:CC:182:ILE:HG23	3:CC:202:ILE:C	2.20	0.61
3:CC:94:LEU:HD12	3:CC:95:THR:N	2.15	0.61
7:CG:84:ASN:ND2	22:CW:33:U:H4'	2.15	0.61
16:CP:21:VAL:HG12	16:CP:34:GLU:O	1.99	0.61
19:CS:49:ILE:HD12	19:CS:49:ILE:H	1.65	0.61
47:D0:82:ARG:O	47:D0:82:ARG:HG3	2.00	0.61
25:DA:2186:G:H3'	25:DA:2187:G:H5''	1.81	0.61
25:DA:2315:G:H2'	25:DA:2316:C:C6	2.35	0.61
25:DA:2740:A:H2'	25:DA:2741:A:C8	2.35	0.61
25:DA:914:C:H2'	25:DA:915:C:C5'	2.24	0.61
26:DB:93:G:N2	26:DB:94:C:C2	2.68	0.61
28:DD:165:ILE:HD13	28:DD:175:LEU:HD21	1.82	0.61
28:DD:27:THR:CG2	28:DD:83:GLU:HG2	2.31	0.61
36:DP:16:ARG:HH11	36:DP:16:ARG:C	2.03	0.61
37:DQ:27:VAL:HG11	37:DQ:30:GLY:O	2.00	0.61
3:AC:92:ALA:HB2	3:AC:99:VAL:HG21	1.81	0.61
11:AK:116:HIS:O	11:AK:117:ASN:HB2	2.00	0.61
19:AS:12:ASP:O	19:AS:16:LEU:HD13	2.00	0.61
25:BA:1175:U:H4'	25:BA:1176:G:H2'	1.82	0.61
25:BA:271(U):G:H2'	25:BA:271(V):G:H8	1.65	0.61
25:BA:2728:U:O2'	25:BA:2729:G:H5'	2.00	0.61
25:BA:614:U:O2	25:BA:614:U:C5'	2.47	0.61
25:BA:633:A:H2'	25:BA:634:C:H5'	1.82	0.61
25:BA:933:A:H2'	25:BA:934:G:O4'	2.00	0.61
27:BC:58:VAL:HG21	27:BC:166:ASP:N	2.01	0.61
28:BD:8:PRO:HB3	28:BD:14:ARG:HB2	1.81	0.61
28:BD:36:PRO:HA	28:BD:62:TYR:O	2.01	0.61
34:BN:133:GLN:C	34:BN:134:ARG:HG3	2.21	0.61
34:BN:9:VAL:HG12	34:BN:10:GLU:N	2.12	0.61
36:BP:96:THR:O	36:BP:99:LEU:HB3	2.00	0.61
25:BA:1754:C:H5'	40:BT:101:PHE:CZ	2.35	0.61
42:BV:47:VAL:O	42:BV:47:VAL:HG23	2.00	0.61
1:CA:847:U:H4'	1:CA:848:U:H5''	1.82	0.61

Continued on next page...

Continued from previous page...

Atom-1	Atom-2	Interatomic distance (Å)	Clash overlap (Å)
2:CB:112:VAL:HG11	2:CB:153:ARG:HA	1.83	0.61
7:CG:23:VAL:O	7:CG:27:ILE:HG13	2.00	0.61
20:CT:50:GLU:N	20:CT:100:ILE:CG1	2.56	0.61
22:CW:50:U:H6	22:CW:50:U:O5'	1.84	0.61
25:DA:1030:G:OP2	37:DQ:128:LYS:CD	2.45	0.61
25:DA:107:C:O2'	25:DA:108:U:H5'	1.99	0.61
25:DA:1541:G:O6	25:DA:1542:A:N6	2.33	0.61
25:DA:379:G:H2'	25:DA:380:U:O5'	2.01	0.61
25:DA:827:U:H5'	25:DA:828:U:O5'	2.00	0.61
25:DA:915:C:H2'	25:DA:916:G:H8	1.65	0.61
29:DE:132:HIS:O	29:DE:133:LYS:CB	2.38	0.61
25:DA:2632:A:N3	29:DE:61:ARG:HD3	2.16	0.61
31:DG:120:LEU:N	31:DG:179:PRO:O	2.33	0.61
31:DG:13:GLU:O	31:DG:14:GLU:HB2	2.00	0.61
32:DH:156:ALA:C	32:DH:158:HIS:N	2.48	0.61
35:DO:106:LEU:O	35:DO:110:GLY:N	2.33	0.61
36:DP:78:PRO:HB2	36:DP:111:ARG:HD2	1.82	0.61
37:DQ:10:ARG:HG3	37:DQ:10:ARG:HH11	1.65	0.61
40:DT:57:PHE:O	40:DT:58:ASN:HB3	2.01	0.61
45:DY:50:ARG:NE	45:DY:55:TYR:HE1	1.97	0.61
1:AA:102:A:C6	1:AA:321:G:C6	2.89	0.61
4:AD:9:CYS:HA	4:AD:12:CYS:HB2	1.82	0.61
8:AH:11:THR:HG23	8:AH:14:ARG:NH1	2.15	0.61
10:AJ:32:ALA:HB3	10:AJ:75:ILE:HG13	1.82	0.61
14:AN:15:LYS:HD2	14:AN:16:PHE:CE2	2.35	0.61
16:AP:20:VAL:HG21	16:AP:32:TYR:HB2	1.83	0.61
23:AV:35:C:O2'	23:AV:36:A:P	2.59	0.61
25:BA:141:A:C8	25:BA:1408:C:O2'	2.52	0.61
25:BA:2484:G:N3	25:BA:2485:G:C8	2.68	0.61
25:BA:320:A:H4'	25:BA:322:A:C8	2.36	0.61
25:BA:491:G:H2'	25:BA:492:A:C8	2.35	0.61
25:BA:827:U:H5'	25:BA:828:U:O5'	2.01	0.61
32:BH:158:HIS:O	32:BH:159:GLU:HB2	2.01	0.61
36:BP:146:VAL:HG22	36:BP:147:LEU:N	2.15	0.61
41:BU:66:ASN:CB	41:BU:76:TYR:HB2	2.30	0.61
41:BU:69:CYS:CB	41:BU:79:PHE:HD1	2.14	0.61
46:BZ:57:ILE:HG22	46:BZ:58:VAL:N	2.14	0.61
1:CA:1302:C:C5'	1:CA:1303:C:H5''	2.30	0.61
2:CB:7:VAL:O	2:CB:11:LEU:HD12	2.00	0.61
2:CB:121:LEU:O	2:CB:121:LEU:HD23	2.01	0.61
2:CB:75:LYS:HG2	2:CB:78:GLN:HE21	1.65	0.61

Continued on next page...

Continued from previous page...

Atom-1	Atom-2	Interatomic distance (Å)	Clash overlap (Å)
10:CJ:24:VAL:HG22	10:CJ:72:VAL:HG11	1.83	0.61
11:CK:116:HIS:O	11:CK:117:ASN:HB2	1.99	0.61
1:CA:1302:C:H4'	13:CM:87:TYR:CE2	2.35	0.61
55:D8:50:LEU:C	55:D8:53:PRO:HD2	2.20	0.61
56:D9:9:ARG:HB3	56:D9:9:ARG:HH11	1.64	0.61
25:DA:2287:A:N1	25:DA:2346:A:H2	1.98	0.61
25:DA:2402:C:H5	25:DA:2415:G:H22	1.48	0.61
25:DA:2790:A:H2'	25:DA:2791:C:H5'	1.82	0.61
25:DA:379:G:C2'	25:DA:380:U:O5'	2.48	0.61
33:DI:88:ILE:HD11	33:DI:123:LEU:N	2.13	0.61
25:DA:870:A:OP1	37:DQ:6:ARG:NH2	2.31	0.61
25:DA:84:A:H5''	45:DY:9:LYS:CE	2.31	0.61
1:AA:1241:C:H6	1:AA:1241:C:H3'	1.66	0.61
1:AA:251:U:H2'	1:AA:252:G:H8	1.63	0.61
1:AA:773:A:C6	1:AA:774:G:C6	2.88	0.61
3:AC:71:ALA:HB2	3:AC:106:VAL:HB	1.83	0.61
4:AD:13:ARG:O	4:AD:15:GLU:N	2.34	0.61
10:AJ:45:ARG:NH1	10:AJ:45:ARG:HG3	2.13	0.61
20:AT:14:LYS:HB2	20:AT:17:ARG:NH2	2.16	0.61
23:AV:4:G:O2'	23:AV:5:G:P	2.58	0.61
23:AV:70:C:H2'	23:AV:71:G:O4'	2.00	0.61
25:BA:1403:C:H5''	25:BA:1471:A:C1'	2.31	0.61
25:BA:142:A:H5'	25:BA:142(A):C:OP2	2.01	0.61
35:BO:104:ARG:N	35:BO:122:LEU:O	2.34	0.61
38:BR:67:LEU:HD13	38:BR:76:VAL:HG21	1.83	0.61
40:BT:25:GLY:HA3	40:BT:90:GLN:HB2	1.81	0.61
42:BV:6:LYS:O	42:BV:37:VAL:HG21	2.01	0.61
43:BW:76:VAL:HG23	43:BW:103:ILE:HA	1.81	0.61
45:BY:87:LYS:O	45:BY:88:LYS:HB2	1.99	0.61
3:CC:11:ARG:HH11	3:CC:11:ARG:HG2	1.65	0.61
8:CH:51:VAL:HG11	8:CH:60:ARG:HG3	1.82	0.61
12:CL:41:ARG:HB3	12:CL:41:ARG:NH1	2.13	0.61
13:CM:94:ARG:HH21	25:DA:887:A:C1'	2.13	0.61
15:CO:17:ARG:NH1	15:CO:77:ARG:NH1	2.48	0.61
15:CO:23:GLY:O	15:CO:24:SER:HB3	2.01	0.61
53:D6:20:ASN:HD22	53:D6:21:TYR:H	1.48	0.61
25:DA:1658:C:N3	25:DA:1659:U:C4	2.69	0.61
25:DA:1858:G:H2'	25:DA:1883:G:H22	1.66	0.61
25:DA:221:A:H4'	25:DA:222:A:O5'	2.01	0.61
25:DA:2586:C:H2'	25:DA:2587:A:H5'	1.81	0.61
25:DA:2847:U:OP1	40:DT:98:LYS:NZ	2.31	0.61

Continued on next page...

Continued from previous page...

Atom-1	Atom-2	Interatomic distance (Å)	Clash overlap (Å)
25:DA:2892:A:H3'	25:DA:2893:G:C5'	2.26	0.61
25:DA:686:G:O6	54:D7:12:ARG:HG3	2.00	0.61
25:DA:933:A:H2'	25:DA:934:G:O4'	2.00	0.61
26:DB:83:G:C2'	26:DB:84:C:C5'	2.78	0.61
30:DF:39:TRP:O	30:DF:43:LYS:HG2	2.01	0.61
25:DA:271(P):C:H5'	33:DI:46:ALA:HB2	1.81	0.61
34:DN:66:LYS:O	34:DN:87:LEU:HD12	2.00	0.61
42:DV:19:LYS:HZ3	42:DV:20:LEU:H	1.48	0.61
1:AA:1049:A:O2'	1:AA:1075:A:O3'	2.15	0.61
2:AB:76:GLN:HB3	2:AB:206:ASP:O	2.01	0.61
8:AH:9:MET:HB2	8:AH:26:VAL:HG21	1.83	0.61
10:AJ:94:VAL:HG12	10:AJ:95:GLU:N	2.16	0.61
14:AN:37:PHE:CZ	14:AN:56:VAL:HG21	2.30	0.61
17:AQ:76:LEU:HD12	17:AQ:77:VAL:H	1.65	0.61
18:AR:61:LYS:HG2	18:AR:65:ILE:HD11	1.83	0.61
18:AR:82:THR:HG22	18:AR:83:GLU:N	2.14	0.61
22:AW:27:G:H2'	22:AW:28:G:C8	2.35	0.61
25:BA:2884:U:H1'	52:B5:52:TYR:OH	2.01	0.61
25:BA:107:C:O2'	25:BA:108:U:H5'	1.99	0.61
25:BA:1495:A:N3	25:BA:1496:A:C2	2.69	0.61
25:BA:1658:C:N3	25:BA:1659:U:C4	2.69	0.61
25:BA:1666:G:C2'	25:BA:1667:G:H5'	2.30	0.61
25:BA:1810:A:H2'	25:BA:1811:G:O4'	2.00	0.61
25:BA:2033:A:H4'	25:BA:2034:U:OP1	2.00	0.61
25:BA:2103:C:H2'	25:BA:2104:G:H5''	1.81	0.61
25:BA:2186:G:H3'	25:BA:2187:G:H5''	1.81	0.61
25:BA:2345:G:H5''	25:BA:2347:C:O4'	2.00	0.61
25:BA:2502:G:H5''	25:BA:2503:A:C5'	2.29	0.61
25:BA:272:G:N2	25:BA:421:U:C4	2.65	0.61
28:BD:25:THR:HG22	28:BD:26:LYS:N	2.14	0.61
28:BD:44:ASN:N	28:BD:44:ASN:OD1	2.33	0.61
30:BF:67:GLN:O	30:BF:68:LYS:HB2	2.00	0.61
31:BG:56:ALA:HB2	31:BG:153:ARG:NE	2.16	0.61
32:BH:89:ILE:HD12	32:BH:90:LYS:N	2.15	0.61
41:BU:105:VAL:HG11	42:BV:40:LEU:CD1	2.31	0.61
9:CI:95:LYS:O	9:CI:99:LEU:HB3	2.01	0.61
13:CM:39:ILE:HD12	13:CM:56:LEU:HD23	1.82	0.61
55:D8:28:GLY:O	55:D8:32:LEU:HG	2.00	0.61
25:DA:1021:A:C3'	25:DA:1021:A:C8	2.84	0.61
25:DA:1313:U:O2	25:DA:1313:U:H2'	2.00	0.61
25:DA:141:A:C8	25:DA:1408:C:O2'	2.52	0.61

Continued on next page...

Continued from previous page...

Atom-1	Atom-2	Interatomic distance (Å)	Clash overlap (Å)
25:DA:2469:A:H3'	25:DA:2470:G:O4'	2.00	0.61
25:DA:769:G:H4'	25:DA:1379:A:N1	2.15	0.61
26:DB:92:C:HO2'	26:DB:93:G:H5'	1.64	0.61
28:DD:172:TYR:CE2	28:DD:269:PHE:HE1	2.18	0.61
29:DE:116:VAL:O	29:DE:117:MET:CB	2.47	0.61
32:DH:158:HIS:O	32:DH:159:GLU:HB2	2.01	0.61
34:DN:133:GLN:C	34:DN:134:ARG:HG3	2.21	0.61
34:DN:4:TYR:HB2	41:DU:64:ARG:NH2	2.15	0.61
42:DV:47:VAL:O	42:DV:47:VAL:HG23	2.00	0.61
45:DY:95:LYS:HG2	45:DY:100:ALA:CA	2.29	0.61
1:AA:1188:G:H2'	1:AA:1189:C:H6	1.66	0.61
1:AA:217:U:H2'	1:AA:218:U:H6	1.62	0.61
3:AC:94:LEU:HD12	3:AC:95:THR:N	2.16	0.61
4:AD:19:LEU:HD12	4:AD:19:LEU:N	2.15	0.61
7:AG:50:ILE:O	7:AG:54:THR:HG23	2.00	0.61
11:AK:114:VAL:HG13	11:AK:114:VAL:O	2.00	0.61
11:AK:57:THR:HG22	11:AK:59:TYR:H	1.66	0.61
11:AK:56:GLY:O	11:AK:89:ALA:HB3	2.00	0.61
15:AO:11:VAL:O	15:AO:14:GLU:HB3	2.01	0.61
16:AP:26:ARG:NH1	16:AP:26:ARG:HB3	2.16	0.61
25:BA:528:A:C2	25:BA:2043:C:C5'	2.84	0.61
25:BA:2287:A:N1	25:BA:2346:A:H2	1.98	0.61
26:BB:20:C:H2'	26:BB:21:G:C5'	2.16	0.61
27:BC:76:ALA:C	27:BC:78:ALA:H	2.02	0.61
31:BG:46:ALA:HB3	31:BG:82:LEU:CD1	2.30	0.61
35:BO:68:GLU:OE2	35:BO:78:ARG:NH1	2.34	0.61
37:BQ:10:ARG:HH11	37:BQ:10:ARG:HG3	1.65	0.61
1:CA:212:C:O2'	1:CA:455:C:N4	2.33	0.61
2:CB:178:ARG:HH22	2:CB:196:LEU:C	2.04	0.61
3:CC:195:VAL:HG12	3:CC:196:LEU:N	2.15	0.61
6:CF:52:ILE:O	6:CF:53:ALA:HB3	2.01	0.61
6:CF:75:LEU:HD23	6:CF:79:LEU:HG	1.83	0.61
23:CV:17:C:C3'	23:CV:18:U:H5'	2.18	0.61
48:D1:19:GLN:HB2	48:D1:35:THR:HG22	1.82	0.61
25:DA:1403:C:H5''	25:DA:1471:A:C1'	2.31	0.61
25:DA:2264:C:H2'	25:DA:2265:U:C6	2.35	0.61
25:DA:2359:C:H2'	25:DA:2360:A:O4'	2.01	0.61
25:DA:2789:C:H1'	25:DA:2892:A:H2	1.66	0.61
25:DA:71:A:H4'	25:DA:72:U:OP2	2.01	0.61
26:DB:107:G:H2'	26:DB:108:U:C5'	2.31	0.61
27:DC:38:ASP:HB2	27:DC:181:PRO:CB	2.31	0.61

Continued on next page...

Continued from previous page...

Atom-1	Atom-2	Interatomic distance (Å)	Clash overlap (Å)
27:DC:76:ALA:C	27:DC:78:ALA:H	2.02	0.61
28:DD:9:TYR:CE2	28:DD:13:ARG:HD3	2.36	0.61
30:DF:9:ILE:HG12	30:DF:14:PRO:HA	1.83	0.61
31:DG:56:ALA:HB2	31:DG:153:ARG:NE	2.16	0.61
33:DI:6:LEU:O	33:DI:7:GLU:C	2.39	0.61
1:CA:1414:G:OP2	40:DT:108:ARG:NH2	2.34	0.61
42:DV:18:LEU:CD2	42:DV:19:LYS:H	2.13	0.61
41:DU:105:VAL:HG11	42:DV:40:LEU:HD12	1.82	0.61
42:DV:45:THR:O	42:DV:46:VAL:HG12	2.01	0.61
46:DZ:28:MET:HG3	46:DZ:33:LEU:HD21	1.81	0.61
46:DZ:30:ASN:OD1	46:DZ:33:LEU:HB3	2.01	0.61
2:AB:7:VAL:O	2:AB:11:LEU:HD12	2.01	0.61
5:AE:41:VAL:CG1	5:AE:113:ALA:HA	2.30	0.61
9:AI:4:TYR:CD1	9:AI:4:TYR:N	2.69	0.61
25:BA:1697:G:C3'	25:BA:1698:A:H5''	2.27	0.61
25:BA:1961:C:O2'	25:BA:1962:C:H5'	2.01	0.61
25:BA:2555:U:H2'	25:BA:2556:C:H5'	1.83	0.61
25:BA:2023:G:H5'	25:BA:2617:C:H4'	1.82	0.61
25:BA:2740:A:H2'	25:BA:2741:A:C8	2.35	0.61
25:BA:2880:C:O2'	38:BR:90:ARG:HD3	2.01	0.61
25:BA:444:C:O2'	25:BA:445:C:H5'	2.01	0.61
28:BD:154:LYS:C	28:BD:155:LEU:HD12	2.21	0.61
28:BD:155:LEU:HD23	28:BD:177:LEU:HD21	1.81	0.61
28:BD:211:ARG:HA	28:BD:214:TRP:CD2	2.35	0.61
30:BF:9:ILE:HG12	30:BF:14:PRO:HA	1.83	0.61
26:BB:42:C:H4'	31:BG:67:LYS:O	2.01	0.61
34:BN:66:LYS:O	34:BN:87:LEU:HD12	2.00	0.61
36:BP:101:VAL:C	36:BP:103:ALA:H	2.02	0.61
36:BP:85:LEU:HB3	36:BP:114:ILE:HD11	1.83	0.61
37:BQ:39:PRO:HD3	37:BQ:99:PRO:HG3	1.83	0.61
38:BR:78:LYS:O	38:BR:83:ILE:HG12	2.01	0.61
42:BV:19:LYS:HE2	42:BV:19:LYS:HA	1.82	0.61
46:BZ:30:ASN:OD1	46:BZ:33:LEU:HB3	2.01	0.61
1:CA:1280:A:C5'	1:CA:1281:G:OP1	2.49	0.61
3:CC:62:ASP:HA	3:CC:97:LYS:HE2	1.83	0.61
6:CF:78:GLU:O	6:CF:81:ILE:HG13	2.00	0.61
48:D1:89:GLU:HA	48:D1:92:LYS:HB3	1.82	0.61
55:D8:43:GLN:O	55:D8:44:LYS:HD2	2.00	0.61
25:DA:1019:U:O2'	25:DA:1021:A:H2	1.84	0.61
25:DA:320:A:H4'	25:DA:322:A:C8	2.36	0.61
30:DF:2:LYS:O	30:DF:25:PRO:HD2	2.00	0.61

Continued on next page...

Continued from previous page...

Atom-1	Atom-2	Interatomic distance (Å)	Clash overlap (Å)
37:DQ:66:ILE:HG22	37:DQ:104:PHE:HE2	1.65	0.61
43:DW:10:VAL:O	43:DW:11:ARG:HB2	2.01	0.61
5:AE:78:HIS:HD2	8:AH:104:ARG:NE	1.96	0.61
6:AF:45:LEU:HD11	6:AF:57:GLN:OE1	2.01	0.61
7:AG:151:TYR:OH	11:AK:54:ARG:HD3	2.01	0.61
23:AV:5:G:C2	23:AV:70:C:O2	2.54	0.61
47:B0:3:HIS:ND1	47:B0:3:HIS:N	2.48	0.61
25:BA:1198:U:H2'	25:BA:1199:U:C6	2.36	0.61
25:BA:141:A:H8	25:BA:1408:C:O2'	1.83	0.61
25:BA:1926:U:H2'	25:BA:1928:A:OP2	2.01	0.61
25:BA:2152:G:H2'	25:BA:2153:G:C8	2.35	0.61
25:BA:2359:C:H2'	25:BA:2360:A:O4'	2.01	0.61
25:BA:2720:U:H5'	25:BA:2721:A:OP2	2.01	0.61
27:BC:38:ASP:HB2	27:BC:181:PRO:CB	2.31	0.61
32:BH:17:VAL:HG12	32:BH:17:VAL:O	2.01	0.61
33:BI:140:LEU:HD12	33:BI:141:LYS:H	1.65	0.61
33:BI:144:VAL:O	33:BI:145:VAL:CB	2.48	0.61
35:BO:25:LEU:HD12	35:BO:38:VAL:HB	1.81	0.61
37:BQ:133:ARG:HG3	37:BQ:133:ARG:NH1	2.16	0.61
39:BS:76:LYS:O	39:BS:80:LEU:HD13	2.01	0.61
1:CA:422:U:OP2	1:CA:423:G:O2'	2.18	0.61
1:CA:639:C:H4'	15:CO:62:GLN:HE22	1.64	0.61
1:CA:811:A:H5''	1:CA:836:A:C2	2.36	0.61
1:CA:916:G:H5''	7:CG:102:ARG:CZ	2.31	0.61
2:CB:96:ARG:HH11	2:CB:148:TYR:HE1	1.48	0.61
5:CE:75:THR:HG23	5:CE:76:ILE:N	2.15	0.61
22:CW:18:G:H1	22:CW:55:U:C1'	2.14	0.61
24:CX:17:U:H2'	24:CX:18:G:H8	1.66	0.61
25:DA:1198:U:H2'	25:DA:1199:U:C6	2.36	0.61
25:DA:142:A:H5'	25:DA:142(A):C:OP2	2.01	0.61
25:DA:1827:C:C2'	25:DA:1828:G:H5'	2.31	0.61
25:DA:2484:G:N3	25:DA:2485:G:C8	2.68	0.61
25:DA:2522:U:H2'	25:DA:2523:G:H5''	1.82	0.61
27:DC:77:ILE:HB	27:DC:122:ALA:HA	1.82	0.61
31:DG:114:ILE:HG12	31:DG:140:ILE:HD13	1.81	0.61
31:DG:46:ALA:HB3	31:DG:82:LEU:CD1	2.30	0.61
32:DH:17:VAL:O	32:DH:17:VAL:HG12	2.01	0.61
40:DT:25:GLY:N	40:DT:49:VAL:CG1	2.64	0.61
45:DY:50:ARG:NE	45:DY:55:TYR:CE1	2.69	0.61
46:DZ:40:ASP:OD1	46:DZ:42:VAL:HG12	2.01	0.61
1:AA:1246:G:H22	1:AA:1252:G:H1'	1.64	0.60

Continued on next page...

Continued from previous page...

Atom-1	Atom-2	Interatomic distance (Å)	Clash overlap (Å)
2:AB:18:GLY:N	2:AB:42:ILE:HG22	2.06	0.60
4:AD:30:LYS:C	4:AD:32:ALA:N	2.53	0.60
4:AD:79:PHE:CE1	4:AD:204:ILE:HD13	2.36	0.60
9:AI:4:TYR:H	9:AI:4:TYR:HD1	1.49	0.60
20:AT:29:LYS:O	20:AT:33:ILE:HG12	2.02	0.60
22:AW:57:G:H2'	22:AW:58:A:C5'	2.29	0.60
22:AW:5:G:H2'	22:AW:6:G:O4'	2.01	0.60
25:BA:1365:A:OP1	48:B1:41:ARG:NH1	2.34	0.60
49:B2:29:LYS:HD3	49:B2:57:ILE:HG21	1.83	0.60
25:BA:1880:C:C5'	25:BA:1880:C:H6	2.11	0.60
25:BA:2024:G:H2'	25:BA:2025:C:H6	1.66	0.60
25:BA:2148:G:O2'	25:BA:2149:G:H5'	1.99	0.60
25:BA:2571:C:C5'	25:BA:2572:A:H5''	2.31	0.60
25:BA:2689:U:H4'	25:BA:2690:C:H6	1.66	0.60
29:BE:28:ALA:HB3	29:BE:93:VAL:HG22	1.83	0.60
29:BE:59:VAL:O	29:BE:60:ASN:CB	2.49	0.60
30:BF:39:TRP:O	30:BF:43:LYS:HG2	2.01	0.60
31:BG:120:LEU:N	31:BG:179:PRO:O	2.33	0.60
33:BI:6:LEU:O	33:BI:7:GLU:C	2.39	0.60
39:BS:14:VAL:HG12	39:BS:15:ARG:H	1.64	0.60
1:AA:1440:C:P	40:BT:115:ARG:HH12	2.24	0.60
46:BZ:10:ARG:HH21	46:BZ:26:GLY:H	1.49	0.60
1:CA:459:G:H2'	1:CA:460:G:H8	1.66	0.60
1:CA:589:G:N2	1:CA:614:G:H2'	2.16	0.60
1:CA:912:A:H2'	1:CA:913:C:C6	2.35	0.60
3:CC:36:ASP:OD2	3:CC:57:ILE:HG21	2.00	0.60
10:CJ:46:ARG:HG2	10:CJ:64:GLU:HB3	1.84	0.60
13:CM:34:LEU:HD13	13:CM:41:PRO:HA	1.83	0.60
25:DA:528:A:H2	25:DA:2043:C:H5'	1.64	0.60
25:DA:2147:G:H2'	25:DA:2148:G:O4'	2.01	0.60
28:DD:267:SER:HA	28:DD:270:ILE:HG13	1.82	0.60
30:DF:167:ALA:O	30:DF:170:LEU:HB2	2.01	0.60
34:DN:28:THR:HG23	34:DN:29:LYS:HG3	1.83	0.60
36:DP:23:PRO:HD2	36:DP:33:ARG:CZ	2.31	0.60
36:DP:85:LEU:HB3	36:DP:114:ILE:HD11	1.83	0.60
39:DS:76:LYS:O	39:DS:80:LEU:HD13	2.01	0.60
41:DU:66:ASN:CB	41:DU:76:TYR:HB2	2.31	0.60
46:DZ:53:ILE:HG23	46:DZ:71:VAL:HB	1.82	0.60
1:AA:916:G:H5''	7:AG:102:ARG:NH2	2.16	0.60
4:AD:63:LYS:HD2	4:AD:198:VAL:CG2	2.29	0.60
12:AL:126:LYS:HE2	12:AL:127:GLU:HB2	1.82	0.60

Continued on next page...

Continued from previous page...

Atom-1	Atom-2	Interatomic distance (Å)	Clash overlap (Å)
23:AV:48:U:C5	23:AV:51:U:OP1	2.54	0.60
22:AW:16:U:H3'	22:AW:17:C:C5'	2.31	0.60
48:B1:19:GLN:HB2	48:B1:35:THR:HG22	1.82	0.60
25:BA:2737:G:H2'	25:BA:2738:A:H8	1.65	0.60
25:BA:887:A:H1'	25:BA:889:C:N4	2.16	0.60
28:BD:267:SER:HA	28:BD:270:ILE:HG13	1.82	0.60
28:BD:77:ALA:CB	28:BD:97:TYR:HA	2.31	0.60
29:BE:43:GLY:O	29:BE:44:TYR:HB3	1.99	0.60
25:BA:907:U:OP1	37:BQ:24:GLY:N	2.33	0.60
45:BY:67:LEU:O	45:BY:68:HIS:C	2.39	0.60
1:CA:12:U:H3	1:CA:22:G:H1	1.49	0.60
1:CA:1440:C:H5'	40:DT:115:ARG:HH22	1.65	0.60
3:CC:34:LEU:HD21	3:CC:38:ARG:NH2	2.16	0.60
5:CE:31:LEU:HD13	5:CE:43:LEU:HD11	1.81	0.60
6:CF:30:LEU:HB3	6:CF:35:ALA:HB3	1.83	0.60
9:CI:18:PHE:HD1	9:CI:62:TYR:HD2	1.48	0.60
9:CI:24:GLY:HA2	9:CI:59:PHE:O	2.00	0.60
1:CA:858:G:P	12:CL:12:ARG:HH22	2.24	0.60
15:CO:11:VAL:O	15:CO:14:GLU:HB3	2.01	0.60
23:CV:53:G:O2'	23:CV:54:G:P	2.58	0.60
47:D0:27:GLU:HB2	47:D0:69:PHE:HD1	1.66	0.60
53:D6:20:ASN:ND2	53:D6:21:TYR:H	1.98	0.60
25:DA:1140:C:H5''	34:DN:66:LYS:HZ1	1.66	0.60
25:DA:1490:A:H5'	25:DA:1491:G:OP2	2.01	0.60
25:DA:1494:A:N3	25:DA:1494:A:H5'	2.15	0.60
25:DA:1755:A:OP1	40:DT:113:LYS:NZ	2.33	0.60
25:DA:528:A:C2	25:DA:2043:C:C5'	2.84	0.60
25:DA:2264:C:H2'	25:DA:2265:U:H6	1.66	0.60
25:DA:2468:G:H5'	37:DQ:120:ILE:CD1	2.32	0.60
25:DA:2675:A:C4'	35:DO:29:ASN:HD22	2.14	0.60
25:DA:2712:U:HO2'	25:DA:2712(A):A:H5''	1.65	0.60
25:DA:2730:C:O2'	25:DA:2731:G:H5'	2.01	0.60
25:DA:363(E):U:H2'	25:DA:363(F):A:C1'	2.31	0.60
25:DA:575:A:O2'	25:DA:576:U:H5'	2.00	0.60
25:DA:607:U:OP1	30:DF:102:PRO:HA	2.01	0.60
25:DA:633:A:H2'	25:DA:634:C:H5'	1.82	0.60
26:DB:7:G:H3'	26:DB:8:U:C5'	2.22	0.60
29:DE:28:ALA:HB3	29:DE:93:VAL:HG22	1.84	0.60
32:DH:84:SER:O	32:DH:85:LYS:HB3	2.01	0.60
36:DP:107:LYS:O	36:DP:109:GLY:N	2.35	0.60
36:DP:93:GLY:O	36:DP:123:LEU:HB2	2.00	0.60

Continued on next page...

Continued from previous page...

Atom-1	Atom-2	Interatomic distance (Å)	Clash overlap (Å)
37:DQ:39:PRO:HD3	37:DQ:99:PRO:HG3	1.83	0.60
38:DR:45:ARG:HG3	38:DR:46:GLY:H	1.66	0.60
40:DT:29:ARG:CD	40:DT:84:GLN:O	2.49	0.60
44:DX:57:LEU:HD22	44:DX:57:LEU:O	2.02	0.60
46:DZ:5:LEU:HD12	46:DZ:6:LYS:H	1.67	0.60
1:AA:204:G:H2'	1:AA:205:G:H8	1.66	0.60
1:AA:251:U:H2'	1:AA:252:G:C8	2.36	0.60
1:AA:956:C:OP1	1:AA:1204:C:N4	2.35	0.60
1:AA:982:A:H5'	1:AA:1003:U:H3	1.66	0.60
2:AB:164:VAL:HB	2:AB:186:ALA:CB	2.32	0.60
2:AB:77:ALA:O	2:AB:81:VAL:HG23	2.02	0.60
6:AF:71:ARG:HG3	6:AF:71:ARG:HH11	1.66	0.60
9:AI:10:ARG:HD2	9:AI:105:ASP:CB	2.31	0.60
12:AL:27:LEU:HD11	12:AL:64:TYR:CZ	2.36	0.60
20:AT:46:GLU:CD	20:AT:48:LYS:HE2	2.20	0.60
49:B2:18:PRO:HG2	49:B2:19:VAL:H	1.66	0.60
25:BA:1490:A:H5'	25:BA:1491:G:OP2	2.01	0.60
25:BA:1827:C:C2'	25:BA:1828:G:H5'	2.31	0.60
25:BA:1952:A:C5	35:BO:22:ILE:HD11	2.35	0.60
25:BA:2147:G:H2'	25:BA:2148:G:O4'	2.01	0.60
25:BA:2304:G:C2	25:BA:2313:C:N3	2.69	0.60
13:AM:93:ARG:CZ	25:BA:888:C:H5'	2.30	0.60
27:BC:77:ILE:HB	27:BC:122:ALA:HA	1.82	0.60
29:BE:199:ARG:CB	29:BE:199:ARG:HH11	2.14	0.60
25:BA:673:C:O2'	30:BF:82:ILE:HD13	2.00	0.60
42:BV:39:LEU:HD11	42:BV:51:VAL:HG22	1.83	0.60
1:CA:516:A:O2'	1:CA:517:U:H5''	2.01	0.60
9:CI:4:TYR:CD1	9:CI:4:TYR:N	2.69	0.60
11:CK:12:ARG:CG	11:CK:13:GLN:N	2.64	0.60
14:CN:26:ARG:HH22	14:CN:47:LEU:CD2	2.11	0.60
23:CV:51:U:O2	23:CV:51:U:H2'	2.01	0.60
22:CW:69:G:C2	22:CW:70:G:C8	2.89	0.60
49:D2:29:LYS:HD3	49:D2:57:ILE:HG21	1.83	0.60
53:D6:46:HIS:HD2	53:D6:46:HIS:O	1.84	0.60
25:DA:2024:G:H2'	25:DA:2025:C:H6	1.66	0.60
25:DA:2168:G:C2	25:DA:2171:A:OP2	2.54	0.60
25:DA:2571:C:C5'	25:DA:2572:A:H5''	2.31	0.60
25:DA:2662:A:H2'	25:DA:2663:G:O4'	2.01	0.60
26:DB:7:G:C3'	26:DB:8:U:H5''	2.21	0.60
28:DD:45:ASN:CG	28:DD:46:GLN:N	2.54	0.60
31:DG:61:ALA:HA	31:DG:64:THR:CG2	2.30	0.60

Continued on next page...

Continued from previous page...

Atom-1	Atom-2	Interatomic distance (Å)	Clash overlap (Å)
39:DS:69:VAL:O	39:DS:72:ALA:HB3	2.02	0.60
40:DT:24:PRO:HA	40:DT:49:VAL:HG13	1.83	0.60
3:AC:55:VAL:HG12	3:AC:55:VAL:O	2.00	0.60
5:AE:101:ILE:N	5:AE:101:ILE:HD13	2.12	0.60
9:AI:114:TYR:N	9:AI:114:TYR:CD2	2.58	0.60
9:AI:95:LYS:O	9:AI:99:LEU:HB3	2.01	0.60
10:AJ:13:HIS:HD1	10:AJ:14:LYS:HG3	1.67	0.60
10:AJ:40:LEU:HB2	10:AJ:41:PRO:CD	2.23	0.60
18:AR:44:LEU:HD11	18:AR:79:LEU:HD22	1.84	0.60
25:BA:2168:G:C2	25:BA:2171:A:OP2	2.54	0.60
25:BA:228:A:H5'	25:BA:229:A:OP2	2.01	0.60
25:BA:99:U:H4'	25:BA:102:G:H1'	1.83	0.60
13:AM:7:VAL:CG2	31:BG:115:ARG:HA	2.31	0.60
32:BH:84:SER:O	32:BH:85:LYS:HB3	2.01	0.60
33:BI:88:ILE:CD1	33:BI:123:LEU:HG	2.32	0.60
34:BN:57:ALA:N	34:BN:124:ALA:HA	2.15	0.60
36:BP:93:GLY:O	36:BP:123:LEU:HB2	2.00	0.60
2:CB:71:VAL:HA	2:CB:93:VAL:HG23	1.81	0.60
2:CB:80:ILE:HD13	2:CB:211:ILE:HG22	1.82	0.60
3:CC:150:LYS:HA	3:CC:169:ALA:HB2	1.83	0.60
5:CE:147:ASP:OD2	5:CE:147:ASP:N	2.35	0.60
6:CF:98:LEU:H	6:CF:98:LEU:HD12	1.65	0.60
1:CA:249:G:OP1	17:CQ:67:LYS:O	2.19	0.60
37:DQ:82:ARG:NH1	47:D0:4:LYS:HE2	2.16	0.60
49:D2:18:PRO:HG2	49:D2:19:VAL:H	1.66	0.60
52:D5:32:PRO:O	52:D5:33:CYS:CB	2.47	0.60
25:DA:2285:C:OP2	53:D6:27:LYS:HD2	2.01	0.60
25:DA:999:U:C2'	25:DA:1000:A:H5''	2.32	0.60
25:DA:271(U):G:C4	25:DA:271(V):G:C8	2.89	0.60
29:DE:2:LYS:HE2	29:DE:95:ILE:CG2	2.30	0.60
34:DN:57:ALA:N	34:DN:124:ALA:HA	2.15	0.60
26:DB:50:G:OP2	39:DS:62:LYS:HB3	2.02	0.60
40:DT:23:ARG:HB2	40:DT:24:PRO:HD2	1.83	0.60
41:DU:69:CYS:CB	41:DU:79:PHE:HD1	2.14	0.60
2:AB:16:HIS:HD2	2:AB:210:SER:HA	1.66	0.60
2:AB:77:ALA:HB2	2:AB:211:ILE:CD1	2.32	0.60
3:AC:34:LEU:HD21	3:AC:38:ARG:NH2	2.16	0.60
11:AK:125:PHE:N	11:AK:125:PHE:HD1	1.99	0.60
10:AJ:49:VAL:HG21	14:AN:41:ARG:O	2.02	0.60
18:AR:70:ILE:HG22	18:AR:74:ARG:HD2	1.84	0.60
19:AS:32:LYS:HA	19:AS:50:ALA:HB3	1.82	0.60

Continued on next page...

Continued from previous page...

Atom-1	Atom-2	Interatomic distance (Å)	Clash overlap (Å)
52:B5:32:PRO:O	52:B5:33:CYS:CB	2.47	0.60
25:BA:243:U:OP1	55:B8:6:THR:CG2	2.49	0.60
25:BA:1339:G:N2	25:BA:1603:A:H1'	2.16	0.60
25:BA:528:A:H2	25:BA:2043:C:H5'	1.65	0.60
25:BA:2330:G:C2'	25:BA:2331:G:O5'	2.50	0.60
25:BA:994:C:H2'	41:BU:54:LYS:HE3	1.82	0.60
28:BD:43:ARG:NH1	28:BD:44:ASN:ND2	2.50	0.60
31:BG:61:ALA:HA	31:BG:64:THR:CG2	2.30	0.60
32:BH:159:GLU:CG	32:BH:160:LYS:H	2.00	0.60
33:BI:65:ALA:HA	33:BI:131:LYS:HE2	1.84	0.60
38:BR:12:ARG:HD3	38:BR:16:HIS:ND1	2.17	0.60
41:BU:92:ARG:O	41:BU:94:ASN:N	2.30	0.60
43:BW:24:ILE:CG2	43:BW:36:LEU:HD21	2.32	0.60
37:BQ:60:ARG:HA	46:BZ:178:GLU:C	2.22	0.60
46:BZ:40:ASP:OD1	46:BZ:42:VAL:HG12	2.02	0.60
4:CD:63:LYS:HD2	4:CD:198:VAL:CG2	2.32	0.60
22:CW:34:G:C6	24:CX:14:A:N1	2.70	0.60
53:D6:30:THR:HB	53:D6:31:PRO:HD2	1.82	0.60
25:DA:243:U:OP1	55:D8:6:THR:HG21	2.01	0.60
25:DA:1396:U:H2'	25:DA:1396:U:O2	2.00	0.60
25:DA:1996:C:H5	35:DO:32:TYR:OH	1.83	0.60
25:DA:2491:U:H4'	25:DA:2570:G:OP1	2.02	0.60
25:DA:2533:A:H3'	25:DA:2534:A:H5''	1.83	0.60
25:DA:2720:U:H5'	25:DA:2721:A:OP2	2.01	0.60
25:DA:2807:G:H3'	25:DA:2808:U:H5''	1.82	0.60
25:DA:307:G:C2	25:DA:310:A:OP2	2.54	0.60
25:DA:307:G:N2	25:DA:310:A:OP2	2.34	0.60
25:DA:528:A:H8	25:DA:528:A:H3'	1.65	0.60
25:DA:94(A):G:H2'	25:DA:95:G:O4'	2.02	0.60
30:DF:67:GLN:O	30:DF:68:LYS:HB2	2.00	0.60
37:DQ:19:GLY:O	37:DQ:20:ALA:CB	2.49	0.60
38:DR:78:LYS:O	38:DR:83:ILE:HG12	2.01	0.60
39:DS:19:LYS:HB3	39:DS:20:ARG:NH1	2.13	0.60
40:DT:65:LYS:O	40:DT:72:VAL:N	2.34	0.60
40:DT:29:ARG:HD3	40:DT:84:GLN:O	2.02	0.60
1:AA:1171:G:H3'	3:AC:3:ASN:HD21	1.67	0.60
2:AB:30:ARG:HG3	2:AB:31:TYR:CD2	2.37	0.60
3:AC:155:GLY:O	3:AC:156:ARG:HB2	2.01	0.60
3:AC:41:GLY:O	3:AC:45:LYS:HG3	2.02	0.60
7:AG:15:ASP:HB3	7:AG:20:ASP:H	1.65	0.60
23:AV:66:C:H2'	23:AV:67:C:O5'	2.02	0.60

Continued on next page...

Continued from previous page...

Atom-1	Atom-2	Interatomic distance (Å)	Clash overlap (Å)
22:AW:9:A:OP2	22:AW:13:C:N4	2.35	0.60
25:BA:1887:C:C3'	25:BA:1888:G:H5''	2.32	0.60
25:BA:2299:G:C6	25:BA:2318:G:H8	2.20	0.60
25:BA:2419:U:O4	55:B8:30:ARG:CZ	2.50	0.60
30:BF:167:ALA:O	30:BF:170:LEU:HB2	2.01	0.60
36:BP:23:PRO:HD2	36:BP:33:ARG:CZ	2.31	0.60
44:BX:57:LEU:HD22	44:BX:57:LEU:O	2.02	0.60
45:BY:13:VAL:HA	45:BY:75:ILE:HG22	1.81	0.60
1:CA:180:C:H1'	20:CT:85:MET:HE1	1.84	0.60
3:CC:6:HIS:ND1	14:CN:49:HIS:HB3	2.17	0.60
5:CE:41:VAL:HG13	5:CE:113:ALA:CA	2.24	0.60
1:CA:806:G:H21	8:CH:1:MET:HE3	1.67	0.60
12:CL:49:ASN:ND2	12:CL:92:ASP:OD2	2.35	0.60
18:CR:36:ASN:HD22	18:CR:39:VAL:CG2	2.14	0.60
19:CS:6:LYS:CD	19:CS:6:LYS:H	2.14	0.60
19:CS:6:LYS:HD2	19:CS:6:LYS:H	1.67	0.60
22:CW:60:U:O2'	22:CW:61:C:C6	2.50	0.60
25:DA:2080:G:O5'	48:D1:35:THR:HG21	2.00	0.60
48:D1:68:PRO:HG2	48:D1:69:LYS:H	1.66	0.60
25:DA:99:U:H4'	25:DA:102:G:H1'	1.83	0.60
25:DA:104:U:H3'	25:DA:105:C:C6	2.37	0.60
25:DA:2023:G:H5'	25:DA:2617:C:H4'	1.82	0.60
27:DC:36:LYS:HZ3	27:DC:36:LYS:HB2	1.65	0.60
28:DD:27:THR:HG23	28:DD:27:THR:O	2.02	0.60
33:DI:104:GLN:O	33:DI:105:HIS:HD2	1.84	0.60
36:DP:64:LYS:C	36:DP:66:GLY:N	2.51	0.60
38:DR:67:LEU:HD13	38:DR:76:VAL:HG21	1.83	0.60
39:DS:30:ARG:NH2	39:DS:62:LYS:HD2	2.13	0.60
46:DZ:10:ARG:HH21	46:DZ:26:GLY:H	1.49	0.60
1:AA:1425:G:H2'	40:BT:118:ARG:CD	2.30	0.60
1:AA:343:G:H2'	1:AA:344:A:H8	1.67	0.60
1:AA:470:U:H2'	1:AA:471:A:C8	2.37	0.60
1:AA:10:A:OP2	5:AE:126:ARG:HD3	2.01	0.60
8:AH:51:VAL:HG11	8:AH:60:ARG:HG3	1.84	0.60
11:AK:12:ARG:CG	11:AK:13:GLN:N	2.65	0.60
17:AQ:14:LYS:NZ	17:AQ:14:LYS:HB2	2.16	0.60
22:AY:39:U:N3	22:AY:40:C:H5	2.00	0.60
25:BA:1246:A:OP2	36:BP:18:ARG:HG3	2.01	0.60
25:BA:1482:G:N2	25:BA:1507:A:H1'	2.17	0.60
25:BA:221:A:H4'	25:BA:222:A:O5'	2.01	0.60
25:BA:2481:G:HO2'	25:BA:2482:G:P	2.24	0.60

Continued on next page...

Continued from previous page...

Atom-1	Atom-2	Interatomic distance (Å)	Clash overlap (Å)
25:BA:2593:U:H2'	25:BA:2594:C:C6	2.37	0.60
25:BA:2807:G:H3'	25:BA:2808:U:H5''	1.82	0.60
27:BC:40:THR:HG21	27:BC:215:THR:CB	2.32	0.60
28:BD:27:THR:CG2	28:BD:83:GLU:HG2	2.31	0.60
25:BA:674:G:O2'	30:BF:74:ARG:HD3	2.02	0.60
30:BF:93:LYS:O	30:BF:95:ARG:HG2	2.01	0.60
26:BB:56:G:H5''	31:BG:27:ASN:ND2	2.16	0.60
33:BI:104:GLN:O	33:BI:105:HIS:HD2	1.84	0.60
34:BN:28:THR:HG23	34:BN:29:LYS:HG3	1.83	0.60
1:CA:1009:G:H1'	1:CA:1013:G:H22	1.67	0.60
4:CD:31:CYS:SG	4:CD:31:CYS:O	2.60	0.60
10:CJ:34:VAL:CG2	10:CJ:74:ILE:HG22	2.26	0.60
11:CK:48:ILE:HG23	11:CK:63:LEU:HD22	1.84	0.60
12:CL:43:VAL:HG23	12:CL:44:THR:N	2.15	0.60
15:CO:50:HIS:O	15:CO:53:HIS:HB3	2.02	0.60
22:CW:34:G:C6	24:CX:14:A:C2	2.90	0.60
25:DA:1170:G:H1	25:DA:1179:C:N4	1.96	0.60
25:DA:1639:U:O2'	25:DA:1640:C:H5''	2.00	0.60
25:DA:1926:U:H2'	25:DA:1928:A:OP2	2.01	0.60
25:DA:2469:A:N6	25:DA:2481:G:H1'	2.17	0.60
25:DA:2737:G:H2'	25:DA:2738:A:H8	1.65	0.60
25:DA:379:G:H2'	25:DA:380:U:C4'	2.32	0.60
25:DA:491:G:H2'	25:DA:492:A:C8	2.35	0.60
25:DA:614(C):A:C4	30:DF:180:GLY:HA2	2.36	0.60
36:DP:89:ALA:HA	36:DP:121:LYS:HD3	1.83	0.60
1:AA:1482:G:O5'	1:AA:1482:G:C8	2.54	0.60
1:AA:657:G:H2'	1:AA:658:A:H8	1.66	0.60
1:AA:784:U:H2'	1:AA:785:A:C8	2.37	0.60
2:AB:23:ARG:HH11	2:AB:23:ARG:HG2	1.67	0.60
3:AC:5:ILE:C	3:AC:5:ILE:HD12	2.22	0.60
9:AI:99:LEU:O	9:AI:99:LEU:HD13	2.02	0.60
14:AN:44:LEU:C	14:AN:44:LEU:HD12	2.21	0.60
25:BA:1202:C:H2'	25:BA:1203:G:H5'	1.82	0.60
25:BA:174:C:C3'	25:BA:175:G:H5''	2.31	0.60
25:BA:271(R):G:H2'	25:BA:271(S):G:C8	2.37	0.60
25:BA:282:A:C4	25:BA:359:A:C2	2.90	0.60
25:BA:379:G:H2'	25:BA:380:U:O5'	2.01	0.60
25:BA:517:C:OP1	52:B5:16:ARG:NH2	2.34	0.60
31:BG:52:ILE:CG2	31:BG:54:GLU:HG2	2.21	0.60
34:BN:48:MET:H	34:BN:48:MET:CE	2.15	0.60
36:BP:107:LYS:O	36:BP:109:GLY:N	2.35	0.60

Continued on next page...

Continued from previous page...

Atom-1	Atom-2	Interatomic distance (Å)	Clash overlap (Å)
37:BQ:54:MET:HG2	37:BQ:64:ILE:CG2	2.32	0.60
39:BS:12:PHE:HD1	39:BS:12:PHE:O	1.85	0.60
25:BA:559:G:H22	41:BU:49:HIS:CD2	2.20	0.60
41:BU:95:LEU:C	41:BU:97:ASP:H	2.03	0.60
42:BV:68:LYS:NZ	42:BV:68:LYS:HB2	2.17	0.60
13:CM:8:GLU:C	13:CM:9:ILE:HD12	2.22	0.60
13:CM:90:LEU:O	13:CM:91:ARG:HB2	2.01	0.60
23:CV:11:A:O5'	23:CV:11:A:H8	1.84	0.60
48:D1:46:LEU:HB3	48:D1:63:ALA:HA	1.84	0.60
25:DA:1745(A):C:H5'	25:DA:1746:G:OP2	2.02	0.60
25:DA:174:C:C3'	25:DA:175:G:H5''	2.31	0.60
25:DA:2390:U:O2'	25:DA:2391:G:C5'	2.50	0.60
25:DA:313:C:C2'	25:DA:314:A:H5'	2.32	0.60
25:DA:444:C:O2'	25:DA:445:C:H5'	2.01	0.60
25:DA:814:C:O2'	25:DA:815:C:H5'	2.02	0.60
25:DA:887:A:H1'	25:DA:889:C:N4	2.16	0.60
25:DA:994:C:H2'	41:DU:54:LYS:HE3	1.82	0.60
26:DB:41:U:O2	31:DG:70:VAL:HG23	2.02	0.60
27:DC:40:THR:HG21	27:DC:215:THR:CB	2.32	0.60
28:DD:142:VAL:HG23	28:DD:192:THR:O	2.02	0.60
29:DE:173:VAL:HG12	29:DE:174:ASP:H	1.67	0.60
34:DN:54:VAL:HB	34:DN:122:VAL:HG22	1.83	0.60
37:DQ:60:ARG:HA	46:DZ:178:GLU:C	2.22	0.60
37:DQ:54:MET:HG2	37:DQ:64:ILE:CG2	2.32	0.60
38:DR:63:ARG:HA	38:DR:80:PHE:CE2	2.35	0.60
39:DS:30:ARG:HB3	39:DS:89:ARG:NH2	2.17	0.60
41:DU:95:LEU:C	41:DU:97:ASP:H	2.03	0.60
25:DA:336:C:H5''	45:DY:7:VAL:CG1	2.31	0.60
46:DZ:11:GLU:HB2	46:DZ:13:GLU:OE2	2.01	0.60
1:AA:563:U:H2'	1:AA:564:G:O4'	2.01	0.60
5:AE:91:LEU:HD12	5:AE:120:THR:HG22	1.83	0.60
13:AM:35:GLU:HG3	13:AM:36:LYS:N	2.17	0.60
1:AA:1042:C:OP1	14:AN:45:ARG:NH2	2.34	0.60
20:AT:64:ASP:OD1	20:AT:81:LYS:HD2	2.02	0.60
48:B1:46:LEU:HB3	48:B1:63:ALA:HA	1.83	0.60
25:BA:1639:U:O2'	25:BA:1640:C:H5''	2.00	0.60
25:BA:2320:A:N1	25:BA:2333:A:C8	2.70	0.60
25:BA:2420:C:OP1	55:B8:34:TRP:CA	2.49	0.60
25:BA:2730:C:O2'	25:BA:2731:G:H5'	2.01	0.60
26:BB:57:A:H5'	31:BG:27:ASN:ND2	2.14	0.60
28:BD:161:THR:O	28:BD:196:VAL:HG23	2.01	0.60

Continued on next page...

Continued from previous page...

Atom-1	Atom-2	Interatomic distance (Å)	Clash overlap (Å)
28:BD:45:ASN:CG	28:BD:46:GLN:N	2.54	0.60
28:BD:26:LYS:NZ	28:BD:82:ILE:O	2.35	0.60
32:BH:12:PRO:O	32:BH:13:LYS:HB2	2.02	0.60
37:BQ:134:ARG:HE	46:BZ:122:ARG:HH11	1.47	0.60
39:BS:69:VAL:O	39:BS:72:ALA:HB3	2.01	0.60
41:BU:36:ARG:HE	41:BU:40:PHE:HZ	1.47	0.60
45:BY:43:ASN:O	45:BY:44:ILE:O	2.20	0.60
1:CA:311:G:H2'	1:CA:312:G:H8	1.66	0.60
2:CB:144:ARG:HA	2:CB:147:LYS:CB	2.31	0.60
3:CC:173:VAL:O	3:CC:173:VAL:HG12	2.02	0.60
13:CM:23:TYR:CB	13:CM:67:GLU:HB2	2.27	0.60
13:CM:90:LEU:HA	13:CM:93:ARG:CB	2.32	0.60
14:CN:48:ALA:HB2	14:CN:53:LEU:HD12	1.84	0.60
15:CO:74:ASP:C	15:CO:76:GLU:H	2.05	0.60
25:DA:850:C:O3'	50:D3:49:LYS:NZ	2.34	0.60
25:DA:1887:C:C3'	25:DA:1888:G:H5''	2.32	0.60
25:DA:1986:A:H2'	25:DA:1987:G:H5''	1.83	0.60
25:DA:2302:G:C6	25:DA:2315:G:C6	2.90	0.60
26:DB:48:A:H4'	39:DS:95:HIS:HD2	1.66	0.60
26:DB:79:C:H2'	26:DB:80:U:H5'	1.82	0.60
29:DE:199:ARG:HH11	29:DE:199:ARG:CB	2.14	0.60
32:DH:17:VAL:HG11	32:DH:45:VAL:HG13	1.83	0.60
37:DQ:34:LEU:HD11	37:DQ:129:THR:CB	2.32	0.60
44:DX:35:THR:HG22	44:DX:37:THR:H	1.67	0.60
46:DZ:41:LEU:HD11	46:DZ:82:ARG:NH1	2.17	0.60
1:AA:855:G:C5'	8:AH:89:PRO:HG2	2.31	0.60
6:AF:10:LEU:HD12	6:AF:10:LEU:N	2.16	0.60
7:AG:148:ASN:C	7:AG:150:ALA:N	2.55	0.60
13:AM:34:LEU:HD13	13:AM:41:PRO:HA	1.83	0.60
19:AS:5:LEU:HD12	19:AS:10:PHE:CD1	2.29	0.60
53:B6:25:LYS:HD3	55:B8:34:TRP:HZ2	1.67	0.60
25:BA:104:U:H3'	25:BA:105:C:C6	2.36	0.60
25:BA:1165:U:H2'	25:BA:1166:C:H6	1.66	0.60
25:BA:1986:A:H2'	25:BA:1987:G:H5''	1.83	0.60
25:BA:999:U:C2'	25:BA:1000:A:H5''	2.32	0.60
28:BD:83:GLU:HB2	28:BD:92:ILE:HD11	1.84	0.60
32:BH:116:GLU:HG2	32:BH:117:PRO:HD2	1.83	0.60
41:BU:106:PHE:HA	41:BU:109:LEU:HD12	1.82	0.60
42:BV:4:ILE:O	42:BV:4:ILE:HG22	2.02	0.60
43:BW:73:ALA:HB3	43:BW:106:ILE:HD11	1.84	0.60
44:BX:35:THR:HG22	44:BX:37:THR:H	1.67	0.60

Continued on next page...

Continued from previous page...

Atom-1	Atom-2	Interatomic distance (Å)	Clash overlap (Å)
46:BZ:53:ILE:HG23	46:BZ:71:VAL:HB	1.82	0.60
46:BZ:5:LEU:HD12	46:BZ:6:LYS:H	1.67	0.60
1:CA:345:G:H2'	1:CA:346:G:C8	2.37	0.60
2:CB:77:ALA:O	2:CB:81:VAL:HG23	2.01	0.60
4:CD:158:ILE:HG22	4:CD:181:MET:HE2	1.83	0.60
9:CI:18:PHE:HB2	9:CI:62:TYR:O	2.01	0.60
13:CM:90:LEU:HA	13:CM:93:ARG:HB2	1.83	0.60
1:CA:1197:G:H5''	14:CN:5:ALA:HB2	1.84	0.60
25:DA:2347:C:H4'	53:D6:39:TYR:HE1	1.67	0.60
55:D8:50:LEU:HD12	55:D8:51:ALA:N	2.17	0.60
25:DA:143:G:H2'	25:DA:143(A):C:H6	1.67	0.60
25:DA:1961:C:O2'	25:DA:1962:C:H5'	2.01	0.60
25:DA:2593:U:H2'	25:DA:2594:C:C6	2.37	0.60
25:DA:673:C:O2'	30:DF:82:ILE:HD13	2.01	0.60
26:DB:107:G:C2'	26:DB:108:U:C5'	2.80	0.60
29:DE:51:PHE:O	29:DE:52:LEU:CB	2.45	0.60
33:DI:65:ALA:HA	33:DI:131:LYS:HE2	1.84	0.60
33:DI:95:LYS:HA	33:DI:98:ALA:HB3	1.82	0.60
40:DT:25:GLY:O	40:DT:48:ILE:HG23	2.02	0.60
41:DU:105:VAL:HG11	42:DV:40:LEU:CD1	2.31	0.60
2:AB:104:ASN:OD1	2:AB:107:THR:HB	2.02	0.59
2:AB:126:GLU:C	2:AB:128:GLU:H	2.03	0.59
2:AB:75:LYS:HG2	2:AB:78:GLN:HE21	1.66	0.59
9:AI:24:GLY:HA2	9:AI:59:PHE:O	2.01	0.59
17:AQ:43:LEU:O	17:AQ:69:LYS:HG3	2.02	0.59
22:AW:62:C:H2'	22:AW:63:G:C8	2.37	0.59
22:AY:35:A:H2'	22:AY:36:A:O4'	2.02	0.59
25:BA:1221(A):C:H2'	25:BA:1222:C:H6	1.67	0.59
25:BA:1647:G:H3'	25:BA:1647:G:OP2	2.02	0.59
25:BA:2307:G:N3	25:BA:2307:G:C3'	2.65	0.59
25:BA:1129:A:H4'	25:BA:2516:G:C5'	2.31	0.59
25:BA:2586:C:H2'	25:BA:2587:A:H5'	1.81	0.59
25:BA:2672:G:C3'	25:BA:2673:G:H5''	2.32	0.59
25:BA:271(U):G:C4	25:BA:271(V):G:C8	2.89	0.59
25:BA:404:C:C4'	25:BA:405:U:H5'	2.25	0.59
26:BB:69:G:H2'	26:BB:70:C:C6	2.37	0.59
26:BB:78:A:C2	26:BB:100:A:C4	2.90	0.59
28:BD:161:THR:OG1	28:BD:196:VAL:HG21	2.02	0.59
31:BG:46:ALA:HB3	31:BG:82:LEU:HD13	1.84	0.59
34:BN:54:VAL:HB	34:BN:122:VAL:HG22	1.83	0.59
35:BO:88:ASN:HA	35:BO:94:ARG:HE	1.67	0.59

Continued on next page...

Continued from previous page...

Atom-1	Atom-2	Interatomic distance (Å)	Clash overlap (Å)
36:BP:89:ALA:HA	36:BP:121:LYS:HD3	1.83	0.59
37:BQ:34:LEU:HD11	37:BQ:129:THR:CB	2.31	0.59
42:BV:19:LYS:CG	42:BV:94:LEU:HB2	2.22	0.59
1:CA:1130:U:H2'	1:CA:1131:C:O4'	2.01	0.59
1:CA:1131:C:H2'	1:CA:1132:U:C6	2.37	0.59
1:CA:60:A:H4'	1:CA:61:G:O5'	2.01	0.59
3:CC:189:ALA:O	3:CC:191:THR:HG23	2.02	0.59
7:CG:113:GLU:HG3	7:CG:119:ARG:HA	1.83	0.59
7:CG:15:ASP:HB3	7:CG:20:ASP:H	1.67	0.59
9:CI:4:TYR:H	9:CI:4:TYR:HD1	1.49	0.59
10:CJ:48:THR:HA	10:CJ:62:HIS:CB	2.31	0.59
12:CL:101:VAL:HG12	12:CL:104:VAL:HG23	1.84	0.59
25:DA:1647:G:H3'	25:DA:1647:G:OP2	2.02	0.59
25:DA:1666:G:O2'	25:DA:1667:G:H5'	2.02	0.59
1:CA:1471:G:O2'	25:DA:1912:A:O3'	2.19	0.59
28:DD:161:THR:O	28:DD:196:VAL:HG23	2.01	0.59
28:DD:83:GLU:HB2	28:DD:92:ILE:HD11	1.84	0.59
30:DF:113:ALA:HB1	30:DF:186:ILE:HG21	1.84	0.59
30:DF:8:GLN:CB	30:DF:126:VAL:HA	2.30	0.59
32:DH:12:PRO:CG	32:DH:49:VAL:HA	2.32	0.59
25:DA:2094:G:OP1	33:DI:22:LYS:HD2	2.02	0.59
34:DN:48:MET:CE	34:DN:48:MET:H	2.15	0.59
25:DA:870:A:P	37:DQ:6:ARG:HH21	2.24	0.59
41:DU:90:VAL:HG12	41:DU:91:ASP:N	2.10	0.59
45:DY:43:ASN:O	45:DY:44:ILE:O	2.20	0.59
1:AA:15:G:H1	1:AA:897:U:H3	1.49	0.59
1:AA:387:G:H2'	1:AA:388:A:H8	1.66	0.59
9:AI:118:LYS:HZ2	9:AI:118:LYS:HB2	1.67	0.59
13:AM:3:ARG:HG2	13:AM:9:ILE:HG12	1.85	0.59
53:B6:20:ASN:HD22	53:B6:21:TYR:H	1.48	0.59
25:BA:2257:U:O2'	25:BA:2258:C:H5'	2.03	0.59
25:BA:2711:A:H5''	25:BA:2712:U:H5'	1.84	0.59
25:BA:271(T):C:C6	25:BA:271(T):C:H5'	2.28	0.59
25:BA:556:G:H2'	25:BA:557:U:C6	2.38	0.59
25:BA:814:C:O2'	25:BA:815:C:H5'	2.02	0.59
25:BA:870:A:C2	25:BA:871:U:H1'	2.38	0.59
25:BA:911:A:H5''	25:BA:912:C:H5'	1.78	0.59
28:BD:33:LEU:HD21	28:BD:102:LYS:HZ2	1.66	0.59
39:BS:58:LEU:HD23	39:BS:65:VAL:HG13	1.84	0.59
45:BY:16:ALA:HB1	45:BY:21:LYS:NZ	2.17	0.59
45:BY:29:GLU:N	45:BY:29:GLU:OE1	2.35	0.59

Continued on next page...

Continued from previous page...

Atom-1	Atom-2	Interatomic distance (Å)	Clash overlap (Å)
46:BZ:41:LEU:HD11	46:BZ:82:ARG:NH1	2.17	0.59
1:CA:1461:C:H4'	25:DA:1960:A:O2'	2.01	0.59
2:CB:164:VAL:HB	2:CB:186:ALA:CB	2.31	0.59
3:CC:35:GLU:O	3:CC:39:ILE:HG13	2.03	0.59
8:CH:83:ILE:HG13	8:CH:137:VAL:HG22	1.84	0.59
8:CH:9:MET:HB2	8:CH:26:VAL:HG21	1.82	0.59
9:CI:21:PRO:HA	9:CI:58:HIS:O	2.01	0.59
10:CJ:32:ALA:HB3	10:CJ:75:ILE:HG13	1.83	0.59
23:CV:62:C:H2'	23:CV:63:C:H6	1.67	0.59
22:CW:39:U:C5'	22:CW:39:U:H6	2.15	0.59
22:CW:5:G:N3	22:CW:69:G:N2	2.50	0.59
37:DQ:81:VAL:CG2	47:D0:7:LEU:HD21	2.31	0.59
49:D2:63:VAL:HA	49:D2:66:GLU:HG2	1.84	0.59
25:DA:1129:A:H4'	25:DA:2516:G:C5'	2.32	0.59
25:DA:282:A:C4	25:DA:359:A:C2	2.90	0.59
39:DS:58:LEU:HD23	39:DS:65:VAL:HG13	1.84	0.59
1:AA:1258:C:HO2'	1:AA:1260:A:H8	1.51	0.59
1:AA:817:C:H2'	1:AA:818:U:C6	2.37	0.59
1:AA:885:A:H2'	1:AA:886:A:C8	2.37	0.59
4:AD:17:VAL:HG11	4:AD:197:PRO:CB	2.33	0.59
8:AH:23:SER:HB3	8:AH:62:TYR:HA	1.85	0.59
13:AM:8:GLU:C	13:AM:9:ILE:HD12	2.22	0.59
1:AA:702:C:O2'	18:AR:49:LYS:HB3	2.02	0.59
22:AW:18:G:N1	22:AW:55:U:O2'	2.31	0.59
22:AW:38:A:H3'	22:AW:39:U:C5'	2.31	0.59
51:B4:42:CYS:SG	51:B4:62:CYS:HB3	2.42	0.59
25:BA:1858:G:H2'	25:BA:1883:G:H22	1.66	0.59
25:BA:541:C:HO2'	25:BA:542:C:H5'	1.68	0.59
25:BA:709:U:H2'	25:BA:710:G:C8	2.37	0.59
25:BA:914:C:H2'	25:BA:915:C:C5'	2.24	0.59
26:BB:48:A:H4'	39:BS:95:HIS:CD2	2.31	0.59
28:BD:31:LYS:HZ2	28:BD:102:LYS:HZ2	1.48	0.59
34:BN:78:TYR:N	34:BN:78:TYR:CD1	2.70	0.59
25:BA:2406:U:O4	36:BP:70:GLN:HB3	2.02	0.59
45:BY:99:CYS:O	45:BY:100:ALA:HB2	2.03	0.59
46:BZ:166:SER:H	46:BZ:167:PRO:HA	1.67	0.59
1:CA:341:G:N2	1:CA:342:U:C6	2.71	0.59
2:CB:126:GLU:C	2:CB:128:GLU:H	2.03	0.59
6:CF:33:TYR:CE1	6:CF:75:LEU:HA	2.37	0.59
2:CB:178:ARG:HD2	8:CH:71:GLY:O	2.02	0.59
1:CA:1099:G:O3'	9:CI:104:ARG:HG3	2.01	0.59

Continued on next page...

Continued from previous page...

Atom-1	Atom-2	Interatomic distance (Å)	Clash overlap (Å)
14:CN:44:LEU:C	14:CN:44:LEU:HD12	2.22	0.59
25:DA:1165:U:H2'	25:DA:1166:C:H6	1.66	0.59
25:DA:228:A:H5'	25:DA:229:A:OP2	2.01	0.59
25:DA:2498:C:O2'	25:DA:2499:C:H5'	2.02	0.59
25:DA:2682:U:O4	25:DA:2728:U:C1'	2.51	0.59
25:DA:2684:U:OP2	40:DT:53:ARG:NH2	2.33	0.59
25:DA:709:U:H2'	25:DA:710:G:C8	2.37	0.59
27:DC:36:LYS:HZ2	27:DC:36:LYS:HA	1.65	0.59
29:DE:176:ILE:HG23	29:DE:178:GLU:HB3	1.83	0.59
32:DH:116:GLU:HG2	32:DH:117:PRO:HD2	1.83	0.59
36:DP:16:ARG:CZ	36:DP:16:ARG:HB2	2.32	0.59
37:DQ:137:TYR:OH	46:DZ:81:ARG:NH2	2.30	0.59
40:DT:57:PHE:O	40:DT:58:ASN:CB	2.49	0.59
40:DT:89:VAL:CG2	40:DT:91:ARG:NE	2.65	0.59
41:DU:96:ALA:C	41:DU:98:LEU:H	2.05	0.59
45:DY:95:LYS:HG2	45:DY:100:ALA:CB	2.33	0.59
1:AA:559:G:N2	1:AA:742:A:OP1	2.31	0.59
2:AB:19:HIS:ND1	2:AB:189:ASP:OD2	2.36	0.59
3:AC:126:ARG:HG2	3:AC:126:ARG:HH11	1.67	0.59
9:AI:56:LEU:HD23	9:AI:56:LEU:O	2.02	0.59
9:AI:21:PRO:HA	9:AI:58:HIS:O	2.02	0.59
13:AM:116:THR:HG22	13:AM:117:VAL:N	2.17	0.59
13:AM:90:LEU:HA	13:AM:93:ARG:CB	2.33	0.59
17:AQ:6:LEU:HD12	17:AQ:6:LEU:N	2.16	0.59
22:AW:55:U:C5	22:AW:58:A:OP2	2.56	0.59
22:AY:37:A:H5'	22:AY:38:A:OP2	2.01	0.59
49:B2:63:VAL:HA	49:B2:66:GLU:HG2	1.85	0.59
25:BA:1446:C:C2'	25:BA:1447:G:H5'	2.31	0.59
25:BA:1880:C:C6	25:BA:1880:C:H5'	2.27	0.59
25:BA:2186:G:N1	25:BA:2187:G:C5	2.70	0.59
25:BA:2491:U:H4'	25:BA:2570:G:OP1	2.02	0.59
25:BA:915:C:H2'	25:BA:916:G:H8	1.65	0.59
25:BA:95:G:H1'	49:B2:47:ASN:HD22	1.68	0.59
28:BD:27:THR:HG23	28:BD:27:THR:O	2.02	0.59
34:BN:3:THR:O	34:BN:5:VAL:HG12	2.03	0.59
37:BQ:66:ILE:HG22	37:BQ:104:PHE:HE2	1.65	0.59
39:BS:49:VAL:HG21	39:BS:77:ALA:HA	1.84	0.59
42:BV:45:THR:O	42:BV:46:VAL:HG12	2.01	0.59
43:BW:9:TYR:N	43:BW:9:TYR:CD2	2.69	0.59
1:CA:57:G:H2'	1:CA:58:C:C6	2.38	0.59
2:CB:67:THR:CB	2:CB:155:LEU:HD21	2.32	0.59

Continued on next page...

Continued from previous page...

Atom-1	Atom-2	Interatomic distance (Å)	Clash overlap (Å)
3:CC:92:ALA:HB2	3:CC:99:VAL:HG21	1.84	0.59
1:CA:934:U:H4'	19:CS:79:THR:HB	1.85	0.59
25:DA:1158:C:HO2'	50:D3:32:GLN:HG3	1.63	0.59
25:DA:1991:U:O2'	25:DA:1992:G:H5'	2.02	0.59
25:DA:2186:G:N1	25:DA:2187:G:C5	2.70	0.59
25:DA:2711:A:H5''	25:DA:2712:U:H5'	1.84	0.59
25:DA:272:G:O4'	25:DA:272(B):G:O2'	2.18	0.59
25:DA:75:G:H4'	49:D2:55:ARG:HH11	1.67	0.59
26:DB:106:G:H5'	46:DZ:31:ARG:HB2	1.83	0.59
28:DD:36:PRO:HA	28:DD:62:TYR:O	2.00	0.59
31:DG:174:GLU:HB3	31:DG:175:LEU:HD12	1.85	0.59
39:DS:101:LEU:CD1	39:DS:101:LEU:H	2.15	0.59
42:DV:18:LEU:HD13	42:DV:19:LYS:N	2.17	0.59
43:DW:24:ILE:CG2	43:DW:36:LEU:HD21	2.32	0.59
45:DY:29:GLU:OE1	45:DY:29:GLU:N	2.35	0.59
45:DY:88:LYS:HZ1	45:DY:93:GLY:HA3	1.68	0.59
1:AA:522:A:OP2	12:AL:115:LYS:NZ	2.35	0.59
8:AH:60:ARG:NH1	8:AH:60:ARG:HG3	2.14	0.59
8:AH:5:PRO:O	8:AH:8:ASP:HB3	2.01	0.59
13:AM:76:ALA:O	13:AM:79:LYS:HB2	2.02	0.59
25:BA:1378:A:OP1	54:B7:10:ARG:NH2	2.35	0.59
25:BA:1594:G:H5'	25:BA:1594:G:H8	1.67	0.59
25:BA:363(E):U:H2'	25:BA:363(F):A:C1'	2.31	0.59
25:BA:379:G:H2'	25:BA:380:U:C4'	2.32	0.59
25:BA:888:C:C2'	25:BA:889:C:H5'	2.32	0.59
28:BD:13:ARG:NH1	28:BD:16:MET:SD	2.75	0.59
28:BD:270:ILE:O	28:BD:271:ILE:HG12	2.03	0.59
30:BF:47:GLY:HA3	30:BF:95:ARG:O	2.02	0.59
13:AM:7:VAL:HG23	31:BG:115:ARG:HA	1.85	0.59
32:BH:38:SER:C	32:BH:40:GLU:H	2.06	0.59
33:BI:88:ILE:HG22	33:BI:89:TYR:N	2.18	0.59
1:CA:1184:C:H2'	1:CA:1185:A:H8	1.66	0.59
1:CA:229:C:H2'	1:CA:230:C:H6	1.68	0.59
6:CF:49:ALA:HB2	18:CR:78:LEU:O	2.01	0.59
7:CG:16:LEU:CD1	9:CI:42:ARG:HA	2.32	0.59
14:CN:59:ALA:O	14:CN:60:SER:HB2	2.03	0.59
23:CV:70:C:H2'	23:CV:71:G:H8	1.65	0.59
25:DA:1202:C:H2'	25:DA:1203:G:H5'	1.83	0.59
25:DA:2555:U:H2'	25:DA:2556:C:H5'	1.83	0.59
26:DB:15:A:H3'	26:DB:16:G:C5'	2.30	0.59
28:DD:77:ALA:CB	28:DD:97:TYR:HA	2.31	0.59

Continued on next page...

Continued from previous page...

Atom-1	Atom-2	Interatomic distance (Å)	Clash overlap (Å)
26:DB:41:U:C2	31:DG:70:VAL:HG23	2.37	0.59
32:DH:12:PRO:O	32:DH:13:LYS:HB2	2.02	0.59
33:DI:133:HIS:HB2	33:DI:134:PRO:HD2	1.85	0.59
34:DN:78:TYR:CD1	34:DN:78:TYR:N	2.70	0.59
1:AA:1256:A:H2'	1:AA:1257:G:O4'	2.02	0.59
2:AB:121:LEU:O	2:AB:121:LEU:HD23	2.02	0.59
2:AB:97:TRP:HH2	2:AB:176:GLU:CD	2.06	0.59
10:AJ:62:HIS:O	14:AN:59:ALA:HB3	2.02	0.59
12:AL:92:ASP:O	12:AL:93:LEU:HD23	2.02	0.59
16:AP:20:VAL:CG2	16:AP:32:TYR:HB2	2.33	0.59
17:AQ:68:ARG:O	17:AQ:68:ARG:HG3	2.02	0.59
23:AV:20:G:H21	23:AV:58:A:H1'	1.65	0.59
22:AW:57:G:N3	22:AW:57:G:H2'	2.17	0.59
53:B6:25:LYS:HD3	55:B8:34:TRP:CZ2	2.38	0.59
55:B8:50:LEU:HD12	55:B8:51:ALA:N	2.17	0.59
25:BA:1411:C:H2'	25:BA:1412:A:H8	1.66	0.59
25:BA:1609:A:C2	25:BA:1616:A:C5	2.90	0.59
25:BA:2419:U:O4	55:B8:30:ARG:NH2	2.36	0.59
29:BE:176:ILE:HG23	29:BE:178:GLU:HB3	1.83	0.59
36:BP:91:PHE:N	36:BP:91:PHE:CD1	2.70	0.59
25:BA:954:G:OP1	37:BQ:15:GLY:N	2.35	0.59
38:BR:45:ARG:HG3	38:BR:46:GLY:H	1.66	0.59
25:BA:2334:G:H21	39:BS:18:ILE:CG1	2.15	0.59
43:BW:10:VAL:O	43:BW:11:ARG:HB2	2.01	0.59
44:BX:32:PRO:HA	44:BX:77:LYS:HB3	1.85	0.59
45:BY:95:LYS:HG2	45:BY:100:ALA:CB	2.32	0.59
6:CF:10:LEU:HD12	6:CF:10:LEU:N	2.18	0.59
8:CH:80:ILE:HG22	8:CH:80:ILE:O	2.02	0.59
11:CK:125:PHE:HD1	11:CK:125:PHE:N	2.00	0.59
16:CP:25:ARG:HG3	16:CP:25:ARG:HH11	1.68	0.59
23:CV:42:C:C2'	23:CV:43:G:O5'	2.50	0.59
25:DA:1221(A):C:H2'	25:DA:1222:C:H6	1.67	0.59
25:DA:1482:G:N2	25:DA:1507:A:H1'	2.17	0.59
30:DF:57:VAL:HG13	30:DF:59:TYR:CD1	2.38	0.59
33:DI:88:ILE:HG22	33:DI:89:TYR:N	2.17	0.59
4:AD:119:GLN:HG3	4:AD:123:HIS:CD2	2.36	0.59
13:AM:47:ASP:O	13:AM:48:LEU:HB3	2.03	0.59
13:AM:90:LEU:HA	13:AM:93:ARG:HB2	1.84	0.59
19:AS:10:PHE:HZ	19:AS:70:LYS:CE	2.15	0.59
53:B6:36:LEU:HD13	53:B6:50:ARG:HH12	1.67	0.59
25:BA:1819:A:O2'	25:BA:1820:U:OP2	2.17	0.59

Continued on next page...

Continued from previous page...

Atom-1	Atom-2	Interatomic distance (Å)	Clash overlap (Å)
25:BA:2262:U:C2'	25:BA:2263:C:H5''	2.33	0.59
25:BA:2533:A:H3'	25:BA:2534:A:H5''	1.83	0.59
25:BA:2682:U:O4	25:BA:2728:U:C1'	2.51	0.59
25:BA:845:G:N2	25:BA:933:A:H61	1.99	0.59
32:BH:14:GLY:O	32:BH:29:PRO:HD3	2.03	0.59
1:CA:821:G:H2'	1:CA:822:U:H5'	1.85	0.59
8:CH:41:ARG:O	8:CH:41:ARG:HG2	2.02	0.59
1:CA:1294:U:O4	19:CS:4:SER:N	2.35	0.59
21:CU:5:ASP:HB3	21:CU:8:THR:CG2	2.33	0.59
22:CW:2:C:C6	22:CW:3:C:H5	2.20	0.59
25:DA:97:C:H5''	49:D2:2:LYS:HB2	1.83	0.59
51:D4:42:CYS:SG	51:D4:62:CYS:HB3	2.43	0.59
53:D6:25:LYS:HD3	55:D8:34:TRP:HZ2	1.67	0.59
25:DA:1287:A:C6	25:DA:1288:U:C4	2.90	0.59
25:DA:2271:G:OP1	47:D0:18:ALA:HB1	2.01	0.59
25:DA:2571:C:H5''	25:DA:2572:A:H5''	1.85	0.59
25:DA:481:G:OP2	45:DY:47:LYS:CE	2.48	0.59
25:DA:870:A:C2	25:DA:871:U:H1'	2.38	0.59
25:DA:845:G:N2	25:DA:933:A:H61	1.96	0.59
28:DD:154:LYS:C	28:DD:155:LEU:HD12	2.22	0.59
28:DD:30:GLU:CD	28:DD:63:ARG:HE	2.06	0.59
28:DD:26:LYS:HE2	28:DD:82:ILE:H	1.68	0.59
29:DE:59:VAL:O	29:DE:60:ASN:CB	2.49	0.59
33:DI:133:HIS:CB	33:DI:134:PRO:CD	2.80	0.59
25:DA:2467:C:O2	37:DQ:124:LYS:NZ	2.35	0.59
44:DX:36:LYS:HD3	44:DX:56:THR:HG23	1.85	0.59
45:DY:16:ALA:HA	45:DY:21:LYS:HD2	1.84	0.59
45:DY:8:LYS:H	45:DY:8:LYS:CD	2.05	0.59
1:AA:1266:A:H4'	1:AA:1267:A:H5''	1.84	0.59
1:AA:1476:A:OP2	1:AA:1482:G:OP1	2.21	0.59
1:AA:169:C:H4'	20:AT:25:ARG:NH1	2.17	0.59
12:AL:49:ASN:ND2	12:AL:92:ASP:OD2	2.36	0.59
14:AN:26:ARG:NH2	14:AN:47:LEU:HD11	2.17	0.59
20:AT:72:LEU:HD21	20:AT:77:ALA:N	2.18	0.59
25:BA:1019:U:O2'	25:BA:1021:A:H2	1.84	0.59
25:BA:1287:A:C6	25:BA:1288:U:C4	2.90	0.59
25:BA:1854:A:H62	25:BA:1888:G:H8	1.50	0.59
25:BA:2223:G:C2'	25:BA:2224:G:H5'	2.33	0.59
25:BA:2712:U:O2'	25:BA:2713:A:H5'	2.02	0.59
26:BB:106:G:H5'	46:BZ:31:ARG:HB2	1.83	0.59
26:BB:68:C:H2'	26:BB:69:G:C8	2.37	0.59

Continued on next page...

Continued from previous page...

Atom-1	Atom-2	Interatomic distance (Å)	Clash overlap (Å)
29:BE:173:VAL:HG12	29:BE:174:ASP:H	1.67	0.59
31:BG:113:ARG:NE	31:BG:113:ARG:HA	2.18	0.59
32:BH:92:ILE:HG22	32:BH:93:GLY:N	2.18	0.59
33:BI:133:HIS:HB2	33:BI:134:PRO:HD2	1.85	0.59
36:BP:127:ALA:O	36:BP:148:LEU:HD12	2.02	0.59
36:BP:16:ARG:CZ	36:BP:16:ARG:HB2	2.32	0.59
36:BP:55:ARG:CG	36:BP:56:SER:H	2.05	0.59
2:CB:77:ALA:HB2	2:CB:211:ILE:CD1	2.32	0.59
13:CM:108:ARG:NH1	13:CM:111:LYS:HB2	2.17	0.59
13:CM:116:THR:C	13:CM:117:VAL:HG23	2.22	0.59
22:CW:56:C:C4	22:CW:57:G:N7	2.70	0.59
25:DA:1339:G:N2	25:DA:1603:A:H1'	2.16	0.59
25:DA:1609:A:C2	25:DA:1616:A:C5	2.90	0.59
25:DA:2080:G:O5'	48:D1:35:THR:CG2	2.51	0.59
25:DA:2377:A:H4'	39:DS:108:GLY:HA2	1.85	0.59
25:DA:2484:G:O2'	25:DA:2485:G:H5'	2.02	0.59
26:DB:25:A:H2'	26:DB:26:A:O4'	2.03	0.59
28:DD:134:ARG:HG3	28:DD:135:PHE:CD2	2.38	0.59
28:DD:161:THR:OG1	28:DD:196:VAL:HG21	2.02	0.59
28:DD:16:MET:CE	28:DD:208:LYS:HD2	2.32	0.59
28:DD:43:ARG:NH1	28:DD:44:ASN:ND2	2.49	0.59
29:DE:116:VAL:HG21	29:DE:122:PHE:CD2	2.38	0.59
37:DQ:12:GLN:NE2	37:DQ:72:LYS:HA	2.18	0.59
37:DQ:133:ARG:HG3	37:DQ:133:ARG:NH1	2.16	0.59
38:DR:10:LEU:HD22	38:DR:17:ARG:CD	2.29	0.59
42:DV:18:LEU:HD22	42:DV:19:LYS:N	2.18	0.59
42:DV:82:ARG:HH11	42:DV:82:ARG:HG2	1.68	0.59
1:AA:1102:G:H2'	1:AA:1103:U:H6	1.66	0.59
1:AA:1240:C:N4	1:AA:1241:C:O2	2.36	0.59
1:AA:196:U:H2'	1:AA:197:G:H8	1.65	0.59
2:AB:112:VAL:HG11	2:AB:153:ARG:HA	1.83	0.59
2:AB:67:THR:CB	2:AB:155:LEU:HD21	2.32	0.59
5:AE:147:ASP:OD2	5:AE:147:ASP:N	2.34	0.59
25:BA:144:C:H2'	25:BA:145:G:C8	2.38	0.59
25:BA:2571:C:H5''	25:BA:2572:A:H5''	1.85	0.59
25:BA:2611:U:O2'	52:B5:3:LYS:HE2	2.03	0.59
25:BA:2759:G:O2'	25:BA:2760:C:H5'	2.03	0.59
25:BA:94(A):G:H2'	25:BA:95:G:O4'	2.02	0.59
29:BE:203:LYS:HE3	29:BE:203:LYS:O	2.03	0.59
30:BF:57:VAL:HG13	30:BF:59:TYR:CD1	2.38	0.59
33:BI:114:LEU:O	33:BI:115:ALA:HB3	2.03	0.59

Continued on next page...

Continued from previous page...

Atom-1	Atom-2	Interatomic distance (Å)	Clash overlap (Å)
42:BV:18:LEU:HD13	42:BV:19:LYS:N	2.17	0.59
1:CA:1035:G:H3'	1:CA:1036:C:H5'	1.84	0.59
1:CA:1131:C:H2'	1:CA:1132:U:H6	1.66	0.59
4:CD:17:VAL:HG11	4:CD:197:PRO:CB	2.32	0.59
10:CJ:62:HIS:O	14:CN:59:ALA:HB3	2.01	0.59
12:CL:11:VAL:HG13	17:CQ:29:HIS:HD2	1.67	0.59
16:CP:20:VAL:HG21	16:CP:32:TYR:HB2	1.84	0.59
18:CR:70:ILE:HG22	18:CR:74:ARG:HD2	1.83	0.59
23:CV:49:C:C5	23:CV:60:A:H1'	2.37	0.59
25:DA:1405:U:H2'	25:DA:1406:U:C6	2.38	0.59
25:DA:2650:U:O2'	25:DA:2651:C:H5'	2.03	0.59
25:DA:2759:G:O2'	25:DA:2760:C:H5'	2.02	0.59
25:DA:888:C:C2'	25:DA:889:C:H5'	2.32	0.59
28:DD:13:ARG:NH1	28:DD:16:MET:SD	2.75	0.59
36:DP:61:ARG:HD2	55:D8:13:ARG:HD2	1.84	0.59
40:DT:16:ARG:NH2	40:DT:82:LEU:O	2.36	0.59
25:DA:2849:U:P	40:DT:95:ARG:CZ	2.91	0.59
42:DV:68:LYS:NZ	42:DV:68:LYS:HB2	2.17	0.59
1:AA:1131:C:H2'	1:AA:1132:U:C6	2.32	0.59
1:AA:1286:G:N2	1:AA:1312:G:O2'	2.32	0.59
1:AA:956:C:H42	14:AN:18:VAL:HG12	1.68	0.59
1:AA:971:A:N7	1:AA:1197:G:H4'	2.18	0.59
3:AC:182:ILE:HG12	3:AC:203:PHE:HA	1.85	0.59
5:AE:87:SER:HB3	5:AE:131:ILE:HD13	1.84	0.59
22:AY:36:A:H61	24:AX:19:U:H3	1.51	0.59
51:B4:37:PRO:O	51:B4:55:PRO:HG3	2.03	0.59
55:B8:4:MET:O	55:B8:62:LEU:CD1	2.51	0.59
25:BA:1666:G:O2'	25:BA:1667:G:H5'	2.02	0.59
25:BA:2515:C:H2'	25:BA:2516:G:H5'	1.81	0.59
28:BD:31:LYS:NZ	28:BD:102:LYS:HZ2	2.00	0.59
28:BD:26:LYS:HZ3	28:BD:82:ILE:H	1.50	0.59
29:BE:49:LEU:CD1	29:BE:49:LEU:H	2.13	0.59
30:BF:155:LEU:HD23	30:BF:186:ILE:HD13	1.84	0.59
30:BF:4:VAL:HA	30:BF:19:GLU:HB3	1.84	0.59
25:BA:589:C:O3'	30:BF:95:ARG:NH1	2.35	0.59
32:BH:159:GLU:CG	32:BH:160:LYS:N	2.61	0.59
33:BI:4:ILE:HG12	33:BI:18:VAL:CG2	2.33	0.59
33:BI:58:LEU:HA	33:BI:61:ARG:HD2	1.85	0.59
36:BP:126:VAL:CG1	36:BP:148:LEU:HD11	2.33	0.59
40:BT:80:SER:HB3	40:BT:81:PRO:CD	2.32	0.59
25:BA:483:A:O2'	45:BY:60:PHE:HZ	1.85	0.59

Continued on next page...

Continued from previous page...

Atom-1	Atom-2	Interatomic distance (Å)	Clash overlap (Å)
2:CB:67:THR:CG2	2:CB:155:LEU:HD21	2.33	0.59
4:CD:79:PHE:CE1	4:CD:204:ILE:HD13	2.38	0.59
22:CW:4:C:O5'	22:CW:4:C:H6	1.86	0.59
53:D6:25:LYS:HD3	55:D8:34:TRP:CZ2	2.38	0.59
25:DA:104:U:C6	25:DA:105:C:C6	2.90	0.59
25:DA:1709:U:H2'	25:DA:1710:C:C6	2.38	0.59
25:DA:1996:C:C5	35:DO:32:TYR:OH	2.54	0.59
25:DA:2262:U:C2'	25:DA:2263:C:H5''	2.33	0.59
25:DA:2672:G:C3'	25:DA:2673:G:H5''	2.32	0.59
25:DA:353:G:C6	25:DA:354:G:N7	2.71	0.59
25:DA:564:C:O2'	25:DA:565:C:H5'	2.03	0.59
31:DG:101:ILE:HD13	31:DG:102:PHE:N	2.18	0.59
32:DH:125:VAL:HG12	32:DH:127:GLU:O	2.03	0.59
32:DH:14:GLY:O	32:DH:29:PRO:HD3	2.03	0.59
34:DN:3:THR:O	34:DN:5:VAL:HG12	2.03	0.59
1:CA:340:C:N4	35:DO:107:ARG:HH12	2.01	0.59
39:DS:34:HIS:CD2	39:DS:54:LEU:HB2	2.38	0.59
46:DZ:74:VAL:HG22	46:DZ:86:VAL:HG12	1.85	0.59
7:AG:62:PHE:HD1	7:AG:124:LEU:HD21	1.68	0.58
47:B0:27:GLU:HB2	47:B0:69:PHE:HD1	1.66	0.58
51:B4:60:GLU:O	51:B4:61:VAL:HB	2.02	0.58
25:BA:104:U:C6	25:BA:105:C:C6	2.90	0.58
25:BA:1405:U:H2'	25:BA:1406:U:C6	2.38	0.58
25:BA:143:G:H2'	25:BA:143(A):C:H6	1.68	0.58
25:BA:1620:G:O2'	54:B7:2:LYS:HG2	2.03	0.58
25:BA:1652:A:C2'	25:BA:1653:G:H5''	2.33	0.58
25:BA:271(P):C:H5'	33:BI:46:ALA:HB2	1.85	0.58
35:BO:12:ASP:OD2	35:BO:14:THR:N	2.36	0.58
36:BP:62:LEU:HD23	36:BP:62:LEU:H	1.68	0.58
36:BP:97:PRO:C	36:BP:99:LEU:H	2.06	0.58
44:BX:24:GLY:O	44:BX:82:GLN:HA	2.03	0.58
1:CA:1319:G:H2'	1:CA:1320:A:C8	2.38	0.58
1:CA:905:G:N2	1:CA:1372:U:H1'	2.18	0.58
1:CA:928:G:OP2	13:CM:102:ARG:NH2	2.36	0.58
3:CC:71:ALA:HB2	3:CC:106:VAL:HB	1.84	0.58
8:CH:23:SER:HB3	8:CH:62:TYR:HA	1.84	0.58
14:CN:26:ARG:NH2	14:CN:47:LEU:HD11	2.18	0.58
1:CA:250:G:H1'	17:CQ:16:GLN:OE1	2.02	0.58
48:D1:67:ILE:N	48:D1:68:PRO:CD	2.66	0.58
53:D6:32:ASN:ND2	53:D6:33:LYS:H	2.01	0.58
25:DA:1754:C:P	40:DT:96:ARG:HH12	2.26	0.58

Continued on next page...

Continued from previous page...

Atom-1	Atom-2	Interatomic distance (Å)	Clash overlap (Å)
25:DA:845:G:H8	25:DA:845:G:OP2	1.86	0.58
29:DE:51:PHE:HE1	29:DE:52:LEU:CD2	2.02	0.58
30:DF:155:LEU:HD23	30:DF:186:ILE:HD13	1.84	0.58
30:DF:24:LEU:HB3	30:DF:25:PRO:HD2	1.84	0.58
30:DF:4:VAL:HA	30:DF:19:GLU:HB3	1.84	0.58
25:DA:2675:A:C4'	35:DO:29:ASN:ND2	2.65	0.58
38:DR:12:ARG:HD3	38:DR:16:HIS:ND1	2.17	0.58
39:DS:49:VAL:HG21	39:DS:77:ALA:HA	1.84	0.58
40:DT:55:ASN:N	40:DT:59:THR:CG2	2.43	0.58
46:DZ:166:SER:H	46:DZ:167:PRO:HA	1.67	0.58
1:AA:1233:A:H61	1:AA:1266:A:H61	1.49	0.58
1:AA:535:U:H4'	12:AL:86:ARG:HG2	1.86	0.58
1:AA:553:G:O3'	1:AA:802:A:O2'	2.21	0.58
3:AC:182:ILE:HG23	3:AC:202:ILE:O	2.03	0.58
5:AE:150:ARG:CZ	5:AE:150:ARG:HB2	2.33	0.58
13:AM:116:THR:O	13:AM:117:VAL:HB	2.03	0.58
22:AW:35:A:H2'	22:AW:36:A:O4'	2.03	0.58
48:B1:68:PRO:HG2	48:B1:69:LYS:H	1.66	0.58
25:BA:1709:U:H2'	25:BA:1710:C:C6	2.38	0.58
25:BA:2498:C:O2'	25:BA:2499:C:H5'	2.02	0.58
25:BA:2662:A:H2'	25:BA:2663:G:O4'	2.01	0.58
25:BA:315:G:H2'	25:BA:316:C:H6	1.66	0.58
26:BB:13:A:H2'	26:BB:70:C:O2'	2.03	0.58
26:BB:25:A:H2'	26:BB:26:A:O4'	2.03	0.58
29:BE:78:LEU:O	29:BE:79:ARG:HD2	2.04	0.58
31:BG:44:GLY:H	31:BG:88:ILE:HG12	1.68	0.58
32:BH:125:VAL:HG12	32:BH:127:GLU:O	2.03	0.58
34:BN:87:LEU:O	34:BN:90:MET:HB2	2.03	0.58
35:BO:88:ASN:N	35:BO:92:GLU:O	2.26	0.58
37:BQ:12:GLN:NE2	37:BQ:72:LYS:HA	2.18	0.58
39:BS:101:LEU:CD1	39:BS:101:LEU:H	2.15	0.58
44:BX:60:ARG:NH1	54:B7:47:ARG:NH2	2.45	0.58
46:BZ:11:GLU:HB2	46:BZ:13:GLU:OE2	2.01	0.58
1:CA:1007:C:H4'	1:CA:1015:G:H22	1.67	0.58
1:CA:290:C:O2'	1:CA:291:U:H5'	2.03	0.58
1:CA:982:A:N6	1:CA:1017:A:N7	2.50	0.58
3:CC:134:ILE:HD11	3:CC:153:VAL:CG2	2.33	0.58
3:CC:41:GLY:O	3:CC:45:LYS:HG3	2.04	0.58
3:CC:58:GLU:O	3:CC:64:VAL:HA	2.03	0.58
4:CD:196:LEU:HD12	4:CD:196:LEU:N	2.18	0.58
13:CM:70:LEU:CD2	13:CM:70:LEU:O	2.38	0.58

Continued on next page...

Continued from previous page...

Atom-1	Atom-2	Interatomic distance (Å)	Clash overlap (Å)
15:CO:4:THR:HB	15:CO:6:GLU:OE2	2.03	0.58
17:CQ:76:LEU:HD12	17:CQ:77:VAL:H	1.67	0.58
23:CV:15:G:N2	23:CV:49:C:H41	1.99	0.58
49:D2:43:GLN:O	49:D2:44:LEU:HB2	2.03	0.58
55:D8:4:MET:O	55:D8:62:LEU:CD1	2.51	0.58
25:DA:1464:C:H4'	25:DA:1528(A):A:C1'	2.33	0.58
1:CA:1470:A:H2'	25:DA:1913:A:N1	2.18	0.58
25:DA:2257:U:O2'	25:DA:2258:C:H5'	2.02	0.58
25:DA:2376:A:N3	39:DS:94:TYR:CE1	2.71	0.58
25:DA:2689:U:H4'	25:DA:2690:C:H6	1.66	0.58
25:DA:2712:U:O2'	25:DA:2713:A:H5'	2.03	0.58
25:DA:2763:G:H5'	25:DA:2763:G:C8	2.39	0.58
25:DA:556:G:H2'	25:DA:557:U:C6	2.37	0.58
26:DB:3:C:N3	26:DB:118:G:N2	2.51	0.58
29:DE:49:LEU:H	29:DE:49:LEU:CD1	2.13	0.58
30:DF:127:GLU:HB2	30:DF:196:LEU:CG	2.33	0.58
30:DF:1:MET:HE1	30:DF:26:ALA:HB1	1.84	0.58
31:DG:76:SER:HB2	31:DG:83:ARG:HD3	1.85	0.58
34:DN:87:LEU:O	34:DN:90:MET:HB2	2.03	0.58
36:DP:126:VAL:CG1	36:DP:148:LEU:HD11	2.33	0.58
36:DP:58:THR:O	36:DP:61:ARG:NE	2.35	0.58
36:DP:97:PRO:C	36:DP:99:LEU:H	2.06	0.58
25:DA:2849:U:O4	40:DT:23:ARG:NH2	2.32	0.58
40:DT:30:VAL:HA	40:DT:43:GLN:O	2.02	0.58
43:DW:19:LEU:O	52:D5:25:LEU:HD12	2.03	0.58
1:AA:438:C:H2'	1:AA:439:G:C8	2.38	0.58
3:AC:62:ASP:O	3:AC:98:ASN:HB3	2.03	0.58
5:AE:100:VAL:HG13	5:AE:118:ILE:HG23	1.84	0.58
8:AH:6:ILE:HG22	8:AH:10:LEU:CD1	2.32	0.58
7:AG:16:LEU:CD1	9:AI:42:ARG:HA	2.33	0.58
10:AJ:15:THR:O	10:AJ:94:VAL:HG21	2.03	0.58
13:AM:97:PRO:CD	13:AM:110:ARG:CD	2.81	0.58
18:AR:82:THR:CG2	18:AR:83:GLU:N	2.66	0.58
19:AS:6:LYS:CG	19:AS:7:LYS:HE3	2.33	0.58
25:BA:1675:C:C2	29:BE:129:HIS:CD2	2.91	0.58
25:BA:2390:U:O2'	25:BA:2391:G:C5'	2.50	0.58
25:BA:2469:A:N6	25:BA:2481:G:H1'	2.17	0.58
25:BA:2484:G:O2'	25:BA:2485:G:H5'	2.02	0.58
25:BA:581:C:OP1	41:BU:33:ARG:HG2	2.01	0.58
28:BD:131:LEU:N	28:BD:131:LEU:HD12	2.18	0.58
30:BF:6:VAL:HG12	30:BF:7:TYR:O	2.03	0.58

Continued on next page...

Continued from previous page...

Atom-1	Atom-2	Interatomic distance (Å)	Clash overlap (Å)
31:BG:101:ILE:HD13	31:BG:102:PHE:N	2.18	0.58
32:BH:30:LYS:HB2	32:BH:79:VAL:HA	1.85	0.58
33:BI:92:VAL:O	33:BI:92:VAL:HG22	2.03	0.58
25:BA:2468:G:OP1	37:BQ:119:ARG:NH2	2.36	0.58
39:BS:106:ARG:NH1	39:BS:107:GLU:O	2.35	0.58
44:BX:31:HIS:ND1	44:BX:32:PRO:HD2	2.18	0.58
45:BY:31:LEU:HD22	45:BY:31:LEU:H	1.68	0.58
1:CA:1236:G:C5'	3:CC:26:LYS:HZ2	2.15	0.58
1:CA:414:C:O2	1:CA:414:C:H2'	2.03	0.58
1:CA:563:U:H2'	1:CA:564:G:O4'	2.03	0.58
2:CB:204:ASN:ND2	2:CB:207:ALA:H	1.95	0.58
2:CB:16:HIS:HD2	2:CB:210:SER:HA	1.68	0.58
7:CG:74:GLU:HG2	7:CG:91:VAL:HG22	1.86	0.58
17:CQ:67:LYS:HA	17:CQ:70:ARG:NH1	2.18	0.58
20:CT:26:ASN:HB3	20:CT:71:THR:CB	2.33	0.58
22:CW:36:A:N6	22:CW:37:A:N7	2.52	0.58
22:CW:37:A:H2'	22:CW:38:A:C8	2.38	0.58
22:CY:27:G:H3'	22:CY:27:G:H8	1.68	0.58
25:DA:2482:G:H22	37:DQ:52:VAL:HG11	1.67	0.58
29:DE:203:LYS:HE3	29:DE:203:LYS:O	2.03	0.58
30:DF:36:VAL:CG1	30:DF:183:VAL:HG21	2.34	0.58
32:DH:86:GLU:N	32:DH:86:GLU:OE1	2.36	0.58
32:DH:92:ILE:HG22	32:DH:93:GLY:N	2.18	0.58
33:DI:4:ILE:HG12	33:DI:18:VAL:CG2	2.33	0.58
35:DO:48:PRO:O	35:DO:50:GLY:N	2.36	0.58
40:DT:98:LYS:HB3	40:DT:100:TYR:CE1	2.38	0.58
46:DZ:151:HIS:CB	46:DZ:170:THR:HA	2.33	0.58
2:AB:200:ILE:HG22	2:AB:202:PRO:HD3	1.85	0.58
8:AH:103:VAL:HG21	8:AH:109:ILE:O	2.03	0.58
20:AT:26:ASN:CB	20:AT:71:THR:HG23	2.32	0.58
25:BA:1745(A):C:H5'	25:BA:1746:G:OP2	2.02	0.58
25:BA:2264:C:H2'	25:BA:2265:U:H6	1.67	0.58
25:BA:2330:G:H2'	25:BA:2331:G:C5'	2.33	0.58
27:BC:47:LEU:HD23	27:BC:47:LEU:H	1.68	0.58
28:BD:134:ARG:HG3	28:BD:135:PHE:CD2	2.38	0.58
28:BD:16:MET:CE	28:BD:208:LYS:HD2	2.32	0.58
28:BD:244:ARG:CG	28:BD:245:PRO:CD	2.62	0.58
29:BE:52:LEU:HD23	29:BE:76:ARG:N	2.19	0.58
30:BF:113:ALA:HB1	30:BF:186:ILE:HG21	1.84	0.58
30:BF:127:GLU:HB2	30:BF:196:LEU:CG	2.33	0.58
31:BG:39:ILE:HD12	31:BG:40:ASN:H	1.68	0.58

Continued on next page...

Continued from previous page...

Atom-1	Atom-2	Interatomic distance (Å)	Clash overlap (Å)
36:BP:23:PRO:HB2	36:BP:33:ARG:HG3	1.85	0.58
39:BS:34:HIS:CD2	39:BS:54:LEU:HB2	2.38	0.58
44:BX:36:LYS:HD3	44:BX:56:THR:HG23	1.85	0.58
1:CA:758:G:N2	1:CA:787:U:O4	2.36	0.58
2:CB:88:ALA:HB2	2:CB:219:VAL:HG13	1.85	0.58
3:CC:155:GLY:O	3:CC:156:ARG:HB2	2.03	0.58
3:CC:61:ALA:O	3:CC:62:ASP:HB2	2.03	0.58
5:CE:80:ILE:HG22	8:CH:104:ARG:HH22	1.65	0.58
1:CA:627:G:H5'	8:CH:92:ARG:NH2	2.18	0.58
9:CI:99:LEU:HD13	9:CI:99:LEU:O	2.03	0.58
12:CL:25:PRO:O	12:CL:27:LEU:HD22	2.03	0.58
13:CM:5:ALA:HB2	13:CM:66:LEU:HD11	1.84	0.58
15:CO:74:ASP:OD2	15:CO:77:ARG:HG2	2.04	0.58
19:CS:53:ASN:O	19:CS:77:THR:HG22	2.04	0.58
22:CW:14:A:C6	22:CW:22:G:C2	2.90	0.58
25:DA:271(T):C:H5'	25:DA:271(T):C:C6	2.28	0.58
25:DA:271(U):G:H2'	25:DA:271(V):G:C5'	2.08	0.58
25:DA:2822:G:H2'	25:DA:2823:A:H5''	1.85	0.58
25:DA:2831:G:P	29:DE:58:ARG:HH22	2.26	0.58
25:DA:90:U:H1'	25:DA:92:A:H8	1.68	0.58
26:DB:78:A:C2	26:DB:100:A:C4	2.90	0.58
31:DG:175:LEU:CD1	31:DG:175:LEU:H	2.17	0.58
31:DG:39:ILE:HD12	31:DG:40:ASN:H	1.68	0.58
31:DG:51:ARG:HE	31:DG:51:ARG:HA	1.67	0.58
34:DN:4:TYR:CD1	34:DN:4:TYR:N	2.72	0.58
39:DS:12:PHE:O	39:DS:12:PHE:HD1	1.85	0.58
39:DS:71:ARG:O	39:DS:74:ALA:HB3	2.03	0.58
40:DT:33:LYS:HG3	40:DT:41:ARG:HH11	1.68	0.58
40:DT:89:VAL:HG11	40:DT:91:ARG:CZ	2.33	0.58
42:DV:19:LYS:CG	42:DV:94:LEU:HB2	2.22	0.58
1:AA:917:C:H2'	1:AA:918:G:C8	2.38	0.58
16:AP:12:LYS:O	16:AP:13:HIS:HB2	2.04	0.58
17:AQ:18:THR:HG22	17:AQ:19:VAL:N	2.17	0.58
20:AT:57:ARG:NH1	20:AT:102:GLY:HA2	2.19	0.58
25:BA:2206:G:H21	25:BA:2207:G:C5'	2.15	0.58
25:BA:2748:A:O2'	32:BH:66:GLY:HA3	2.04	0.58
25:BA:2795:G:N7	25:BA:2801(A):A:C2	2.72	0.58
25:BA:313:C:C2'	25:BA:314:A:H5'	2.32	0.58
25:BA:95:G:H1'	49:B2:47:ASN:ND2	2.17	0.58
26:BB:14:U:OP2	26:BB:70:C:O2'	2.21	0.58
28:BD:142:VAL:HG23	28:BD:192:THR:O	2.02	0.58

Continued on next page...

Continued from previous page...

Atom-1	Atom-2	Interatomic distance (Å)	Clash overlap (Å)
28:BD:30:GLU:CD	28:BD:63:ARG:HE	2.06	0.58
29:BE:101:ARG:NH2	29:BE:171:GLU:CB	2.64	0.58
29:BE:116:VAL:HG21	29:BE:122:PHE:CD2	2.38	0.58
34:BN:73:THR:CG2	34:BN:82:LEU:HD11	2.32	0.58
36:BP:146:VAL:HG13	36:BP:147:LEU:N	2.18	0.58
43:BW:14:PRO:O	43:BW:15:ARG:C	2.41	0.58
45:BY:17:SER:HB3	45:BY:71:LYS:CB	2.19	0.58
1:CA:784:U:H2'	1:CA:785:A:H8	1.68	0.58
19:CS:50:ALA:HB1	19:CS:57:HIS:HB3	1.85	0.58
20:CT:97:ALA:O	20:CT:99:LEU:N	2.37	0.58
51:D4:60:GLU:O	51:D4:61:VAL:HB	2.02	0.58
25:DA:1309:G:O2'	25:DA:1310:G:H5'	2.03	0.58
25:DA:1407:C:O2	25:DA:1407:C:H2'	2.02	0.58
25:DA:2307:G:N3	25:DA:2307:G:C3'	2.65	0.58
25:DA:271(H):G:C6	25:DA:271(Q):G:C6	2.91	0.58
25:DA:2727:G:O3'	35:DO:70:LYS:NZ	2.36	0.58
25:DA:614(C):A:N3	30:DF:180:GLY:HA2	2.18	0.58
36:DP:127:ALA:O	36:DP:148:LEU:HD12	2.02	0.58
2:AB:121:LEU:HA	2:AB:126:GLU:OE1	2.03	0.58
2:AB:172:ILE:H	2:AB:172:ILE:CD1	2.16	0.58
8:AH:65:TYR:N	8:AH:65:TYR:CD1	2.72	0.58
15:AO:74:ASP:OD2	15:AO:77:ARG:HG2	2.02	0.58
19:AS:29:ARG:HD2	19:AS:29:ARG:H	1.69	0.58
19:AS:6:LYS:N	19:AS:6:LYS:HE3	2.18	0.58
20:AT:99:LEU:C	20:AT:100:ILE:HD12	2.23	0.58
50:B3:4:LEU:HD23	50:B3:5:LYS:N	2.19	0.58
51:B4:37:PRO:HA	51:B4:51:TYR:CD2	2.39	0.58
25:BA:106:C:H2'	25:BA:107:C:H6	1.68	0.58
25:BA:171:G:H2'	25:BA:172:C:C6	2.38	0.58
25:BA:2261:C:H1'	25:BA:2388:A:N3	2.19	0.58
25:BA:2484:G:C2	25:BA:2485:G:C8	2.92	0.58
25:BA:349:G:H5'	25:BA:350:U:OP2	2.03	0.58
25:BA:464:U:H4'	54:B7:5:TRP:CZ3	2.38	0.58
25:BA:874:G:H2'	25:BA:875:G:H8	1.68	0.58
26:BB:3:C:N3	26:BB:118:G:N2	2.51	0.58
27:BC:77:ILE:HG21	27:BC:123:VAL:N	2.19	0.58
25:BA:2787:C:H1'	29:BE:61:ARG:HG2	1.85	0.58
30:BF:8:GLN:CB	30:BF:126:VAL:HA	2.30	0.58
34:BN:24:GLY:O	34:BN:28:THR:HB	2.03	0.58
35:BO:77:ILE:HD13	40:BT:74:ARG:HG2	1.84	0.58
1:CA:1107:U:H5'	1:CA:1108:U:H5	1.68	0.58

Continued on next page...

Continued from previous page...

Atom-1	Atom-2	Interatomic distance (Å)	Clash overlap (Å)
1:CA:869:A:O2'	1:CA:1397:G:H4'	2.03	0.58
2:CB:96:ARG:N	2:CB:96:ARG:HD2	2.19	0.58
3:CC:76:VAL:CG2	3:CC:77:ILE:N	2.66	0.58
5:CE:135:THR:O	5:CE:138:ALA:HB3	2.03	0.58
9:CI:121:ARG:C	9:CI:121:ARG:HD3	2.24	0.58
18:CR:40:LEU:HD22	18:CR:70:ILE:HD13	1.83	0.58
22:CW:9:A:O4'	22:CW:46:G:N2	2.35	0.58
50:D3:4:LEU:HD23	50:D3:5:LYS:N	2.19	0.58
25:DA:108:U:H2'	25:DA:109:G:C5'	2.34	0.58
27:DC:77:ILE:HG21	27:DC:123:VAL:N	2.19	0.58
27:DC:47:LEU:H	27:DC:47:LEU:HD23	1.69	0.58
28:DD:270:ILE:O	28:DD:271:ILE:HG12	2.03	0.58
31:DG:108:ASN:C	31:DG:112:PRO:HG3	2.24	0.58
34:DN:18:ALA:HB1	34:DN:21:LYS:CB	2.34	0.58
36:DP:146:VAL:HG13	36:DP:147:LEU:N	2.18	0.58
40:DT:29:ARG:O	40:DT:45:PHE:N	2.36	0.58
44:DX:24:GLY:O	44:DX:82:GLN:HA	2.03	0.58
46:DZ:42:VAL:HG13	46:DZ:43:GLU:N	2.18	0.58
3:AC:58:GLU:O	3:AC:64:VAL:HA	2.03	0.58
7:AG:74:GLU:HG2	7:AG:91:VAL:HG22	1.86	0.58
15:AO:74:ASP:C	15:AO:76:GLU:H	2.07	0.58
20:AT:26:ASN:CB	20:AT:71:THR:CG2	2.81	0.58
23:AV:24:C:H2'	23:AV:25:U:C6	2.33	0.58
23:AV:30:G:N1	23:AV:43:G:N3	2.52	0.58
48:B1:18:ILE:N	48:B1:18:ILE:HD12	2.19	0.58
25:BA:108:U:H2'	25:BA:109:G:H5'	1.83	0.58
25:BA:2867:G:OP2	40:BT:119:LYS:NZ	2.34	0.58
25:BA:819:A:OP2	25:BA:1187:G:N2	2.27	0.58
28:BD:112:GLN:HB2	28:BD:115:GLN:NE2	2.18	0.58
30:BF:36:VAL:CG1	30:BF:183:VAL:HG21	2.34	0.58
36:BP:71:VAL:HG12	36:BP:72:PRO:HD3	1.85	0.58
36:BP:99:LEU:HA	36:BP:102:ARG:NH2	2.18	0.58
42:BV:39:LEU:CD1	42:BV:51:VAL:HG22	2.33	0.58
1:CA:1362:U:C5	7:CG:3:ARG:HA	2.39	0.58
2:CB:80:ILE:CD1	2:CB:211:ILE:HG22	2.32	0.58
11:CK:32:ILE:HD12	11:CK:72:ALA:CB	2.32	0.58
13:CM:76:ALA:O	13:CM:79:LYS:HB2	2.04	0.58
19:CS:36:ARG:NH1	19:CS:75:ALA:HB3	2.18	0.58
23:CV:24:C:H2'	23:CV:25:U:H6	1.68	0.58
23:CV:42:C:C2	23:CV:43:G:C8	2.92	0.58
22:CW:2:C:OP2	22:CW:2:C:H6	1.86	0.58

Continued on next page...

Continued from previous page...

Atom-1	Atom-2	Interatomic distance (Å)	Clash overlap (Å)
48:D1:18:ILE:N	48:D1:18:ILE:HD12	2.19	0.58
25:DA:1446:C:C3'	25:DA:1447:G:H5''	2.33	0.58
25:DA:1594:G:H5'	25:DA:1594:G:H8	1.67	0.58
25:DA:171:G:H2'	25:DA:172:C:C6	2.38	0.58
25:DA:1819:A:O4'	25:DA:1821:A:C4	2.56	0.58
25:DA:2162:G:H2'	25:DA:2163:C:C6	2.39	0.58
25:DA:2516:G:C3'	25:DA:2517:C:H5'	2.32	0.58
25:DA:349:G:H5'	25:DA:350:U:OP2	2.03	0.58
26:DB:11:C:H3'	26:DB:12:C:C6	2.39	0.58
26:DB:50:G:P	39:DS:63:THR:HG23	2.44	0.58
28:DD:257:LEU:HD22	28:DD:258:LYS:O	2.04	0.58
30:DF:89:VAL:HG12	30:DF:90:PHE:H	1.68	0.58
32:DH:17:VAL:CG1	32:DH:45:VAL:HG13	2.33	0.58
32:DH:30:LYS:HB2	32:DH:79:VAL:HA	1.85	0.58
25:DA:2293:C:OP1	39:DS:92:TYR:OH	2.22	0.58
40:DT:29:ARG:CD	40:DT:85:LYS:CG	2.81	0.58
41:DU:38:THR:O	41:DU:41:ALA:HB3	2.04	0.58
46:DZ:153:SER:CB	46:DZ:167:PRO:HB3	2.29	0.58
46:DZ:44:PHE:HE2	46:DZ:86:VAL:HG21	1.69	0.58
1:AA:756:G:O3'	28:BD:202:LYS:NZ	2.29	0.58
1:AA:88:G:H2'	1:AA:89:U:H5'	1.86	0.58
3:AC:189:ALA:O	3:AC:191:THR:HG23	2.04	0.58
5:AE:136:MET:O	5:AE:138:ALA:N	2.37	0.58
10:AJ:22:LYS:C	10:AJ:22:LYS:HD2	2.23	0.58
14:AN:26:ARG:HH22	14:AN:47:LEU:CD2	2.08	0.58
18:AR:36:ASN:HD22	18:AR:39:VAL:CG2	2.16	0.58
11:AK:111:ASP:CA	18:AR:84:LYS:HG3	2.27	0.58
19:AS:50:ALA:HB1	19:AS:57:HIS:HB3	1.85	0.58
23:AV:74:A:O3'	23:AV:75:C:O4'	2.22	0.58
48:B1:67:ILE:N	48:B1:68:PRO:CD	2.66	0.58
52:B5:36:CYS:SG	52:B5:37:LYS:N	2.77	0.58
25:BA:108:U:H2'	25:BA:109:G:C5'	2.34	0.58
25:BA:1385:G:C4'	25:BA:1385:G:OP1	2.51	0.58
25:BA:1407:C:O2	25:BA:1407:C:H2'	2.02	0.58
25:BA:351:G:OP2	25:BA:351:G:C8	2.57	0.58
25:BA:353:G:C6	25:BA:354:G:N7	2.71	0.58
25:BA:614(C):A:C4	30:BF:180:GLY:HA2	2.39	0.58
30:BF:124:LEU:HG	30:BF:126:VAL:HG13	1.86	0.58
30:BF:24:LEU:HB3	30:BF:25:PRO:HD2	1.84	0.58
35:BO:114:ILE:O	35:BO:116:SER:N	2.36	0.58
25:BA:941:A:H4'	36:BP:35:HIS:CE1	2.39	0.58

Continued on next page...

Continued from previous page...

Atom-1	Atom-2	Interatomic distance (Å)	Clash overlap (Å)
25:BA:806:C:OP2	36:BP:39:LYS:CD	2.52	0.58
1:CA:295:A:H1'	1:CA:548:U:O2	2.04	0.58
4:CD:19:LEU:HD12	4:CD:19:LEU:N	2.19	0.58
19:CS:5:LEU:HD12	19:CS:10:PHE:CD1	2.33	0.58
23:CV:57:C:H5	31:DG:84:LYS:HZ3	0.59	0.58
25:DA:1158:C:H5'	50:D3:31:LEU:HB2	1.86	0.58
25:DA:1573:G:H2'	25:DA:1574:C:H5'	1.86	0.58
25:DA:2340:G:O2'	25:DA:2341:G:H5'	2.04	0.58
25:DA:2484:G:C2	25:DA:2485:G:C8	2.92	0.58
25:DA:272(J):C:O2	25:DA:272(J):C:C2'	2.52	0.58
27:DC:196:LEU:C	27:DC:198:ALA:H	2.07	0.58
30:DF:132:VAL:CG2	30:DF:133:ASN:H	2.03	0.58
32:DH:40:GLU:O	32:DH:41:MET:CB	2.51	0.58
32:DH:41:MET:O	32:DH:42:ARG:O	2.21	0.58
34:DN:62:VAL:HG22	34:DN:66:LYS:CD	2.33	0.58
44:DX:31:HIS:ND1	44:DX:32:PRO:HD2	2.18	0.58
1:AA:343:G:O2'	1:AA:344:A:C5'	2.52	0.58
3:AC:86:VAL:O	3:AC:90:GLU:HG2	2.04	0.58
8:AH:87:SER:HA	8:AH:93:VAL:HG23	1.86	0.58
12:AL:83:VAL:CG1	12:AL:100:ILE:HG23	2.33	0.58
15:AO:4:THR:HB	15:AO:6:GLU:OE2	2.03	0.58
22:AW:18:G:N2	22:AW:55:U:H6	2.02	0.58
51:B4:64:LYS:O	51:B4:65:CYS:SG	2.62	0.58
25:BA:1021:A:C3'	25:BA:1021:A:C8	2.84	0.58
25:BA:2162:G:H2'	25:BA:2163:C:C6	2.39	0.58
25:BA:2468:G:O2'	25:BA:2476:A:H8	1.86	0.58
25:BA:271(Q):G:O2'	25:BA:271(R):G:P	2.61	0.58
25:BA:2790:A:H2'	25:BA:2790:A:N3	2.18	0.58
25:BA:528:A:C8	25:BA:528:A:H3'	2.39	0.58
28:BD:257:LEU:HD22	28:BD:258:LYS:O	2.04	0.58
28:BD:26:LYS:HE2	28:BD:82:ILE:H	1.68	0.58
31:BG:174:GLU:HB3	31:BG:175:LEU:HD12	1.85	0.58
33:BI:133:HIS:CB	33:BI:134:PRO:CD	2.80	0.58
36:BP:55:ARG:CG	36:BP:56:SER:N	2.51	0.58
25:BA:871:U:H4'	37:BQ:69:PHE:CD2	2.39	0.58
38:BR:28:LEU:HA	38:BR:34:ILE:CG1	2.34	0.58
40:BT:80:SER:OG	40:BT:81:PRO:CD	2.43	0.58
45:BY:88:LYS:NZ	45:BY:93:GLY:CA	2.67	0.58
46:BZ:151:HIS:CB	46:BZ:170:THR:HA	2.34	0.58
1:CA:1136:G:H2'	1:CA:1137:G:H8	1.68	0.58
1:CA:1328:G:N2	1:CA:1355:G:H2'	2.18	0.58

Continued on next page...

Continued from previous page...

Atom-1	Atom-2	Interatomic distance (Å)	Clash overlap (Å)
2:CB:30:ARG:HG3	2:CB:31:TYR:CD2	2.39	0.58
4:CD:65:ARG:HD3	4:CD:75:PHE:CD2	2.38	0.58
9:CI:92:TYR:N	9:CI:92:TYR:CD1	2.72	0.58
1:CA:701:G:C4	11:CK:116:HIS:CD2	2.92	0.58
11:CK:20:TYR:O	11:CK:30:VAL:HA	2.04	0.58
11:CK:97:ALA:O	11:CK:101:SER:HB3	2.04	0.58
13:CM:40:ASN:ND2	13:CM:43:THR:HG23	2.10	0.58
19:CS:51:VAL:O	19:CS:57:HIS:HA	2.03	0.58
20:CT:30:LYS:HZ2	20:CT:80:ARG:NH2	2.02	0.58
25:DA:2186:G:C2	25:DA:2187:G:C5	2.92	0.58
25:DA:2298:A:H2'	25:DA:2299:G:O4'	2.04	0.58
25:DA:351:G:OP2	25:DA:351:G:C8	2.57	0.58
25:DA:874:G:H2'	25:DA:875:G:H8	1.68	0.58
28:DD:26:LYS:NZ	28:DD:82:ILE:O	2.35	0.58
30:DF:176:LEU:HD21	30:DF:180:GLY:O	2.04	0.58
25:DA:8:A:OP1	34:DN:51:PHE:HE2	1.87	0.58
34:DN:58:ASP:C	34:DN:60:ILE:N	2.57	0.58
34:DN:73:THR:CG2	34:DN:82:LEU:HD11	2.32	0.58
38:DR:28:LEU:HA	38:DR:34:ILE:CG1	2.34	0.58
40:DT:10:VAL:C	40:DT:13:ARG:HH21	2.05	0.58
41:DU:62:ILE:HD12	41:DU:76:TYR:CZ	2.38	0.58
43:DW:73:ALA:HB3	43:DW:106:ILE:HD11	1.84	0.58
46:DZ:9:TYR:OH	46:DZ:35:ARG:HG3	2.03	0.58
1:AA:1140:C:O2	1:AA:1140:C:C2'	2.51	0.58
1:AA:267:C:H2'	1:AA:268:A:C8	2.39	0.58
1:AA:527:G:H2'	1:AA:528:C:C6	2.39	0.58
2:AB:80:ILE:HD13	2:AB:211:ILE:HG22	1.86	0.58
3:AC:76:VAL:CG2	3:AC:77:ILE:N	2.66	0.58
7:AG:97:GLN:O	7:AG:100:ALA:HB3	2.03	0.58
8:AH:23:SER:HA	8:AH:63:LEU:CD2	2.34	0.58
9:AI:18:PHE:HD1	9:AI:62:TYR:HD2	1.51	0.58
13:AM:88:ARG:O	13:AM:98:VAL:HG13	2.04	0.58
52:B5:16:ARG:HD2	52:B5:20:ARG:NH2	2.19	0.58
53:B6:32:ASN:ND2	53:B6:33:LYS:H	2.01	0.58
25:BA:1430:C:H2'	25:BA:1431:U:H6	1.69	0.58
25:BA:1796:U:H2'	25:BA:1797:C:C6	2.39	0.58
25:BA:2356:C:O3'	47:B0:20:ARG:HD3	2.03	0.58
25:BA:83:G:N2	25:BA:102:G:H2'	2.19	0.58
30:BF:176:LEU:HD21	30:BF:180:GLY:O	2.04	0.58
30:BF:89:VAL:HG12	30:BF:90:PHE:H	1.68	0.58
31:BG:5:VAL:HG12	51:B4:51:TYR:CE1	2.39	0.58

Continued on next page...

Continued from previous page...

Atom-1	Atom-2	Interatomic distance (Å)	Clash overlap (Å)
34:BN:4:TYR:CD1	34:BN:4:TYR:N	2.71	0.58
40:BT:32:TYR:CG	40:BT:81:PRO:O	2.56	0.58
40:BT:90:GLN:HA	40:BT:91:ARG:HB2	1.86	0.58
1:CA:575:G:H2'	1:CA:576:G:H8	1.67	0.58
2:CB:19:HIS:ND1	2:CB:189:ASP:OD2	2.36	0.58
3:CC:150:LYS:HA	3:CC:169:ALA:CB	2.33	0.58
16:CP:20:VAL:HG23	16:CP:34:GLU:O	2.04	0.58
20:CT:29:LYS:O	20:CT:33:ILE:HG12	2.03	0.58
23:CV:73:A:N6	23:CV:74:A:C6	2.72	0.58
22:CW:34:G:H2'	22:CW:35:A:O5'	2.03	0.58
49:D2:38:GLN:NE2	49:D2:44:LEU:HD12	2.19	0.58
51:D4:37:PRO:O	51:D4:55:PRO:HG3	2.03	0.58
25:DA:1902:C:H1'	28:DD:244:ARG:HG3	1.86	0.58
25:DA:2795:G:N7	25:DA:2801(A):A:C2	2.72	0.58
25:DA:280:C:C5	25:DA:281:G:N7	2.72	0.58
26:DB:17:C:H2'	26:DB:18:G:O4'	2.04	0.58
28:DD:112:GLN:HB2	28:DD:115:GLN:NE2	2.18	0.58
30:DF:6:VAL:HG12	30:DF:7:TYR:O	2.03	0.58
31:DG:46:ALA:HB3	31:DG:82:LEU:HD13	1.85	0.58
31:DG:44:GLY:H	31:DG:88:ILE:HG12	1.68	0.58
34:DN:24:GLY:O	34:DN:28:THR:HB	2.03	0.58
36:DP:83:VAL:CG1	36:DP:112:LEU:HD21	2.34	0.58
38:DR:104:ARG:CB	38:DR:104:ARG:HH11	2.17	0.58
43:DW:14:PRO:O	43:DW:15:ARG:C	2.41	0.58
44:DX:35:THR:O	44:DX:39:ILE:HG12	2.04	0.58
45:DY:99:CYS:O	45:DY:100:ALA:HB2	2.02	0.58
1:AA:1327:A:N1	1:AA:1356:A:H5''	2.19	0.57
2:AB:67:THR:CG2	2:AB:155:LEU:HD21	2.34	0.57
2:AB:80:ILE:C	2:AB:82:ARG:H	2.06	0.57
1:AA:1171:G:H3'	3:AC:3:ASN:ND2	2.19	0.57
4:AD:196:LEU:N	4:AD:196:LEU:HD12	2.18	0.57
4:AD:4:TYR:HE2	4:AD:6:GLY:O	1.87	0.57
5:AE:135:THR:O	5:AE:138:ALA:HB3	2.03	0.57
13:AM:100:GLY:C	13:AM:101:GLN:HG3	2.24	0.57
16:AP:25:ARG:HH11	16:AP:25:ARG:HG3	1.69	0.57
18:AR:36:ASN:HD22	18:AR:39:VAL:HB	1.67	0.57
23:AV:56:U:O2	23:AV:58:A:C8	2.57	0.57
25:BA:125:G:C6	54:B7:10:ARG:HG3	2.39	0.57
25:BA:2110:G:O2'	25:BA:2120:G:H5'	2.03	0.57
25:BA:2317:C:C2'	25:BA:2318:G:H5'	2.34	0.57
25:BA:2516:G:C3'	25:BA:2517:C:H5'	2.32	0.57

Continued on next page...

Continued from previous page...

Atom-1	Atom-2	Interatomic distance (Å)	Clash overlap (Å)
25:BA:564:C:O2'	25:BA:565:C:H5'	2.03	0.57
25:BA:649:G:H2'	25:BA:650:C:H6	1.68	0.57
25:BA:90:U:H1'	25:BA:92:A:H8	1.68	0.57
26:BB:15:A:H1'	26:BB:110:G:C5	2.38	0.57
34:BN:18:ALA:HB1	34:BN:21:LYS:CB	2.34	0.57
34:BN:62:VAL:HG22	34:BN:66:LYS:CD	2.33	0.57
1:AA:1405:G:H5'	35:BO:49:ARG:HH22	1.68	0.57
37:BQ:42:ILE:HA	37:BQ:46:GLN:OE1	2.04	0.57
37:BQ:48:GLU:O	37:BQ:52:VAL:HG23	2.05	0.57
25:BA:444:C:OP2	41:BU:2:PRO:HD3	2.03	0.57
44:BX:30:VAL:HG11	44:BX:39:ILE:HD12	1.86	0.57
44:BX:35:THR:O	44:BX:39:ILE:HG12	2.04	0.57
45:BY:95:LYS:HA	45:BY:100:ALA:HA	1.86	0.57
1:CA:1417:G:H2'	1:CA:1418:U:C6	2.39	0.57
1:CA:690:C:OP1	11:CK:85:ARG:NH1	2.28	0.57
11:CK:125:PHE:CD1	11:CK:125:PHE:N	2.71	0.57
12:CL:84:LEU:HB2	12:CL:104:VAL:HG11	1.85	0.57
13:CM:5:ALA:CB	13:CM:66:LEU:HD11	2.32	0.57
17:CQ:77:VAL:O	17:CQ:78:GLU:HB3	2.04	0.57
25:DA:1854:A:H62	25:DA:1888:G:H8	1.50	0.57
25:DA:2223:G:C2'	25:DA:2224:G:H5'	2.33	0.57
25:DA:2787:C:H1'	29:DE:61:ARG:CG	2.33	0.57
31:DG:53:LEU:N	31:DG:53:LEU:HD22	2.19	0.57
32:DH:17:VAL:C	32:DH:45:VAL:CG2	2.72	0.57
32:DH:47:GLU:HG2	32:DH:48:GLY:N	2.18	0.57
36:DP:50:ARG:NH2	36:DP:50:ARG:HG2	2.19	0.57
38:DR:45:ARG:CG	38:DR:46:GLY:N	2.67	0.57
44:DX:12:VAL:CG2	44:DX:13:LEU:H	1.91	0.57
44:DX:32:PRO:HA	44:DX:77:LYS:HB3	1.85	0.57
1:AA:354:U:H2'	1:AA:355:A:H8	1.66	0.57
2:AB:144:ARG:HA	2:AB:147:LYS:CB	2.34	0.57
2:AB:169:LYS:HD2	2:AB:170:GLU:OE2	2.04	0.57
2:AB:48:MET:CA	2:AB:51:LEU:HD12	2.28	0.57
8:AH:127:LEU:O	8:AH:127:LEU:HD13	2.04	0.57
13:AM:27:LYS:CE	13:AM:31:LYS:HE3	2.25	0.57
3:AC:6:HIS:ND1	14:AN:49:HIS:HB3	2.19	0.57
14:AN:48:ALA:HB2	14:AN:53:LEU:HD12	1.86	0.57
1:AA:371:G:O3'	16:AP:5:ARG:HD2	2.04	0.57
19:AS:36:ARG:NH1	19:AS:75:ALA:HB3	2.17	0.57
23:AV:4:G:H21	23:AV:5:G:H1'	1.69	0.57
22:AW:57:G:N3	22:AW:58:A:H5'	2.19	0.57

Continued on next page...

Continued from previous page...

Atom-1	Atom-2	Interatomic distance (Å)	Clash overlap (Å)
47:B0:27:GLU:HB2	47:B0:69:PHE:CD1	2.39	0.57
25:BA:1309:G:O2'	25:BA:1310:G:H5'	2.03	0.57
25:BA:1711:C:O2'	25:BA:1712:C:H5'	2.05	0.57
25:BA:2645:G:C3'	25:BA:2646:C:H5'	2.30	0.57
25:BA:2729:G:H1'	29:BE:187:ALA:CB	2.34	0.57
25:BA:524:U:H4'	25:BA:555:U:H4'	1.86	0.57
31:BG:110:ALA:HA	31:BG:140:ILE:O	2.03	0.57
31:BG:76:SER:HB2	31:BG:83:ARG:HD3	1.85	0.57
25:BA:1035:U:H5'	32:BH:59:ARG:HD3	1.86	0.57
25:BA:2393:A:H5'	36:BP:62:LEU:HB3	1.86	0.57
38:BR:27:SER:HB3	38:BR:34:ILE:CD1	2.34	0.57
43:BW:40:ASN:O	43:BW:41:LYS:HG2	2.05	0.57
4:CD:119:GLN:HG3	4:CD:123:HIS:CD2	2.39	0.57
5:CE:41:VAL:CG1	5:CE:113:ALA:N	2.67	0.57
8:CH:119:LEU:HB2	8:CH:124:ALA:HB2	1.86	0.57
13:CM:35:GLU:HG3	13:CM:36:LYS:N	2.18	0.57
20:CT:104:LEU:HD23	20:CT:105:SER:N	2.18	0.57
51:D4:37:PRO:HA	51:D4:51:TYR:CD2	2.39	0.57
53:D6:36:LEU:HD13	53:D6:50:ARG:HH12	1.67	0.57
25:DA:1411:C:H2'	25:DA:1412:A:H8	1.66	0.57
25:DA:2320:A:C6	25:DA:2333:A:C5	2.93	0.57
25:DA:686:G:N2	25:DA:788:A:H61	2.03	0.57
25:DA:83:G:N2	25:DA:102:G:H2'	2.19	0.57
25:DA:948:G:H1'	25:DA:984:A:C2	2.38	0.57
30:DF:40:GLN:NE2	30:DF:182:ASN:HB2	2.19	0.57
32:DH:12:PRO:CD	32:DH:49:VAL:HG12	2.34	0.57
33:DI:88:ILE:CD1	33:DI:123:LEU:HG	2.32	0.57
35:DO:90:GLN:N	35:DO:90:GLN:OE1	2.37	0.57
37:DQ:48:GLU:O	37:DQ:52:VAL:HG23	2.05	0.57
40:DT:92:GLY:O	40:DT:114:LEU:CD2	2.51	0.57
41:DU:92:ARG:NH2	41:DU:94:ASN:ND2	2.51	0.57
43:DW:40:ASN:O	43:DW:41:LYS:HG2	2.04	0.57
45:DY:81:LYS:HB3	45:DY:96:ILE:HG22	1.87	0.57
1:AA:1059:G:N2	1:AA:1062:A:OP2	2.29	0.57
1:AA:385:C:H2'	1:AA:386:G:C8	2.38	0.57
3:AC:109:PRO:HB3	3:AC:115:LEU:HD13	1.85	0.57
5:AE:81:GLU:HG2	5:AE:90:VAL:HG12	1.86	0.57
7:AG:23:VAL:O	7:AG:27:ILE:HG13	2.04	0.57
10:AJ:46:ARG:HG2	10:AJ:64:GLU:HB3	1.84	0.57
12:AL:77:LEU:HD21	12:AL:107:ALA:HB2	1.87	0.57
23:AV:10:G:N2	23:AV:27:G:H1'	2.19	0.57

Continued on next page...

Continued from previous page...

Atom-1	Atom-2	Interatomic distance (Å)	Clash overlap (Å)
48:B1:11:ARG:HB2	48:B1:12:PRO:HD2	1.86	0.57
53:B6:40:CYS:SG	53:B6:45:LYS:HE3	2.44	0.57
56:B9:9:ARG:CB	56:B9:9:ARG:HH11	2.17	0.57
25:BA:125:G:H21	54:B7:48:LYS:HD2	1.68	0.57
25:BA:1784:A:H4'	25:BA:1785:A:O5'	2.05	0.57
25:BA:1907:G:O2'	25:BA:1908:C:H5'	2.04	0.57
25:BA:2186:G:C2	25:BA:2187:G:C5	2.92	0.57
25:BA:2763:G:C8	25:BA:2763:G:H5'	2.38	0.57
25:BA:2784:C:H4'	29:BE:41:LYS:O	2.04	0.57
25:BA:280:C:C5	25:BA:281:G:N7	2.72	0.57
25:BA:2822:G:H2'	25:BA:2823:A:H5''	1.85	0.57
25:BA:364:C:H2'	25:BA:365:C:C5'	2.33	0.57
27:BC:83:ILE:HD11	27:BC:95:GLY:O	2.04	0.57
29:BE:15:PHE:CD2	40:BT:80:SER:CB	2.77	0.57
31:BG:51:ARG:HA	31:BG:51:ARG:HE	1.67	0.57
31:BG:9:ARG:NH1	31:BG:9:ARG:HG2	2.17	0.57
36:BP:57:THR:HG22	36:BP:58:THR:H	1.69	0.57
38:BR:104:ARG:CB	38:BR:104:ARG:HH11	2.17	0.57
41:BU:92:ARG:NH2	41:BU:94:ASN:ND2	2.51	0.57
45:BY:54:LYS:O	45:BY:55:TYR:CB	2.52	0.57
46:BZ:143:GLY:C	46:BZ:144:LEU:HD22	2.25	0.57
46:BZ:42:VAL:HG13	46:BZ:43:GLU:N	2.18	0.57
46:BZ:94:GLU:O	46:BZ:96:VAL:HG23	2.05	0.57
1:CA:453:G:H1'	1:CA:457:A:H61	1.69	0.57
18:CR:74:ARG:HH21	18:CR:81:PHE:HA	1.70	0.57
48:D1:11:ARG:HB2	48:D1:12:PRO:HD2	1.85	0.57
52:D5:16:ARG:HD2	52:D5:20:ARG:NH2	2.19	0.57
25:DA:1473:G:O2'	25:DA:1474:C:H5'	2.04	0.57
25:DA:2110:G:O2'	25:DA:2120:G:H5'	2.04	0.57
25:DA:2261:C:H1'	25:DA:2388:A:N3	2.19	0.57
25:DA:359:A:C2'	25:DA:360:G:C5'	2.78	0.57
28:DD:267:SER:HA	28:DD:270:ILE:CG1	2.34	0.57
29:DE:101:ARG:HH22	29:DE:171:GLU:HB2	1.64	0.57
29:DE:52:LEU:HD12	29:DE:75:VAL:HB	1.86	0.57
36:DP:91:PHE:N	36:DP:91:PHE:CD1	2.71	0.57
43:DW:9:TYR:CD2	43:DW:9:TYR:N	2.69	0.57
1:AA:1481:G:C1'	1:AA:1482:G:OP2	2.52	0.57
2:AB:178:ARG:HH22	2:AB:196:LEU:C	2.06	0.57
2:AB:88:ALA:HB2	2:AB:219:VAL:HG13	1.86	0.57
3:AC:34:LEU:HD23	3:AC:35:GLU:N	2.19	0.57
8:AH:119:LEU:HB2	8:AH:124:ALA:HB2	1.86	0.57

Continued on next page...

Continued from previous page...

Atom-1	Atom-2	Interatomic distance (Å)	Clash overlap (Å)
9:AI:14:VAL:HG12	9:AI:15:ALA:N	2.20	0.57
10:AJ:83:GLU:C	10:AJ:85:LEU:H	2.07	0.57
25:BA:1504:C:O2'	25:BA:1505:C:C5'	2.53	0.57
25:BA:2298:A:H2'	25:BA:2299:G:O4'	2.04	0.57
25:BA:2517:C:C6	25:BA:2542:A:C2	2.93	0.57
25:BA:2758:A:C3'	25:BA:2759:G:H5''	2.34	0.57
25:BA:614(C):A:N3	30:BF:180:GLY:HA2	2.20	0.57
26:BB:11:C:H3'	26:BB:12:C:C6	2.39	0.57
31:BG:2:PRO:HD2	51:B4:51:TYR:CE1	2.40	0.57
32:BH:86:GLU:N	32:BH:86:GLU:OE1	2.36	0.57
36:BP:33:ARG:O	36:BP:34:GLY:C	2.41	0.57
36:BP:84:ASN:ND2	36:BP:116:GLY:HA3	2.19	0.57
37:BQ:18:LYS:HE2	37:BQ:18:LYS:HA	1.85	0.57
39:BS:48:LEU:CD2	39:BS:82:ILE:HD11	2.34	0.57
41:BU:62:ILE:HD12	41:BU:76:TYR:CZ	2.38	0.57
46:BZ:15:PRO:O	46:BZ:19:ARG:HG3	2.05	0.57
46:BZ:74:VAL:HG22	46:BZ:86:VAL:HG12	1.85	0.57
1:CA:171:C:OP1	20:CT:65:LYS:NZ	2.37	0.57
4:CD:8:VAL:C	4:CD:10:ARG:N	2.57	0.57
8:CH:6:ILE:HG22	8:CH:10:LEU:CD1	2.34	0.57
12:CL:83:VAL:CG1	12:CL:100:ILE:HG23	2.34	0.57
18:CR:82:THR:CG2	18:CR:83:GLU:N	2.67	0.57
22:CW:35:A:C6	22:CW:36:A:C6	2.92	0.57
47:D0:27:GLU:HB2	47:D0:69:PHE:CD1	2.39	0.57
25:DA:1001:A:H2'	25:DA:1002:G:O4'	2.04	0.57
25:DA:1223:G:H5'	25:DA:1224:C:OP2	2.05	0.57
25:DA:1301:A:HO2'	25:DA:1302:A:P	2.28	0.57
25:DA:1796:U:H2'	25:DA:1797:C:C6	2.39	0.57
25:DA:2884:U:H2'	25:DA:2885:C:H5'	1.86	0.57
28:DD:131:LEU:N	28:DD:131:LEU:HD12	2.18	0.57
28:DD:158:ALA:HB3	28:DD:161:THR:HG21	1.85	0.57
29:DE:110:GLY:HA2	29:DE:162:ALA:H	1.69	0.57
29:DE:116:VAL:HG22	29:DE:122:PHE:HB2	1.86	0.57
34:DN:89:LYS:O	34:DN:93:THR:HG22	2.04	0.57
36:DP:71:VAL:HG12	36:DP:72:PRO:HD3	1.85	0.57
38:DR:77:ARG:O	38:DR:79:LEU:N	2.37	0.57
41:DU:34:LYS:HA	41:DU:34:LYS:CE	2.30	0.57
41:DU:92:ARG:O	41:DU:94:ASN:N	2.30	0.57
42:DV:6:LYS:HG3	42:DV:11:GLN:HG2	1.86	0.57
1:AA:17:U:H2'	1:AA:18:C:C6	2.40	0.57
1:AA:807:C:H2'	1:AA:808:G:C8	2.39	0.57

Continued on next page...

Continued from previous page...

Atom-1	Atom-2	Interatomic distance (Å)	Clash overlap (Å)
3:AC:61:ALA:O	3:AC:62:ASP:HB2	2.03	0.57
9:AI:18:PHE:HB2	9:AI:62:TYR:O	2.04	0.57
11:AK:111:ASP:HA	18:AR:84:LYS:CG	2.28	0.57
12:AL:83:VAL:HG12	12:AL:84:LEU:N	2.19	0.57
14:AN:41:ARG:HG3	14:AN:42:ILE:N	2.19	0.57
25:BA:308:G:O2'	25:BA:329:G:N2	2.38	0.57
25:BA:583:G:OP2	41:BU:10:ARG:NH1	2.36	0.57
25:BA:585:G:H2'	25:BA:1251:C:H42	1.70	0.57
27:BC:82:LYS:HE3	27:BC:151:GLU:O	2.05	0.57
30:BF:161:GLU:HA	30:BF:164:ARG:HB2	1.86	0.57
31:BG:170:ARG:NH2	31:BG:182:LYS:HG3	2.20	0.57
31:BG:175:LEU:HD12	31:BG:175:LEU:N	2.20	0.57
33:BI:73:GLU:HB2	33:BI:136:VAL:HG23	1.85	0.57
25:BA:833:U:O2	36:BP:55:ARG:NH1	2.38	0.57
45:BY:76:CYS:HB3	45:BY:96:ILE:CD1	2.27	0.57
46:BZ:5:LEU:HD21	46:BZ:43:GLU:CB	2.26	0.57
1:CA:1301:C:H5'	19:CS:70:LYS:HG3	1.87	0.57
2:CB:172:ILE:CD1	2:CB:172:ILE:H	2.16	0.57
5:CE:31:LEU:HD11	5:CE:43:LEU:HD11	1.87	0.57
8:CH:127:LEU:HD13	8:CH:127:LEU:O	2.04	0.57
16:CP:42:ARG:O	16:CP:43:LYS:C	2.43	0.57
17:CQ:52:LYS:HG2	17:CQ:55:ASP:OD1	2.05	0.57
44:DX:60:ARG:HH22	54:D7:47:ARG:CZ	2.17	0.57
25:DA:1784:A:H4'	25:DA:1785:A:O5'	2.05	0.57
25:DA:1902:C:C1'	28:DD:244:ARG:HG3	2.34	0.57
25:DA:1907:G:O2'	25:DA:1908:C:H5'	2.04	0.57
25:DA:2127:G:C5'	27:DC:36:LYS:HZ3	2.18	0.57
25:DA:2201:C:O2'	25:DA:2202:C:H5'	2.05	0.57
25:DA:2715:C:O2'	25:DA:2716:U:H5'	2.05	0.57
26:DB:15:A:H1'	26:DB:110:G:C5	2.38	0.57
27:DC:82:LYS:HE3	27:DC:151:GLU:O	2.05	0.57
27:DC:83:ILE:HD11	27:DC:95:GLY:O	2.04	0.57
29:DE:101:ARG:NH2	29:DE:171:GLU:CB	2.64	0.57
30:DF:124:LEU:HG	30:DF:126:VAL:HG13	1.86	0.57
31:DG:39:ILE:HD12	31:DG:40:ASN:N	2.20	0.57
40:DT:55:ASN:H	40:DT:59:THR:CB	2.17	0.57
46:DZ:143:GLY:C	46:DZ:144:LEU:HD22	2.25	0.57
1:AA:1140:C:O2	1:AA:1140:C:H2'	2.03	0.57
3:AC:134:ILE:HD11	3:AC:153:VAL:CG2	2.35	0.57
3:AC:182:ILE:HG23	3:AC:202:ILE:C	2.25	0.57
1:AA:1237:A:OP2	3:AC:26:LYS:NZ	2.35	0.57

Continued on next page...

Continued from previous page...

Atom-1	Atom-2	Interatomic distance (Å)	Clash overlap (Å)
5:AE:145:LYS:O	5:AE:149:GLU:HG2	2.05	0.57
8:AH:80:ILE:HG22	8:AH:80:ILE:O	2.04	0.57
14:AN:24:CYS:HB3	14:AN:27:CYS:O	2.04	0.57
19:AS:51:VAL:O	19:AS:57:HIS:HA	2.04	0.57
20:AT:104:LEU:HD23	20:AT:105:SER:N	2.19	0.57
20:AT:97:ALA:O	20:AT:99:LEU:N	2.36	0.57
23:AV:12:G:H1'	25:BA:1923:U:O2'	2.04	0.57
23:AV:35:C:HO2'	23:AV:36:A:P	2.28	0.57
25:BA:1001:A:H2'	25:BA:1002:G:O4'	2.04	0.57
25:BA:1899:G:N2	25:BA:1902:C:N4	2.51	0.57
25:BA:2715:C:O2'	25:BA:2716:U:H5'	2.05	0.57
25:BA:2720:U:H3'	25:BA:2721:A:H8	1.70	0.57
27:BC:196:LEU:C	27:BC:198:ALA:H	2.07	0.57
31:BG:175:LEU:CD1	31:BG:175:LEU:H	2.17	0.57
31:BG:54:GLU:O	31:BG:57:ALA:HB3	2.05	0.57
35:BO:15:GLY:HA2	35:BO:47:ILE:HB	1.85	0.57
36:BP:38:GLN:CG	36:BP:39:LYS:H	2.04	0.57
37:BQ:32:TYR:OH	37:BQ:111:GLU:HB2	2.05	0.57
41:BU:38:THR:O	41:BU:41:ALA:HB3	2.04	0.57
42:BV:82:ARG:HG2	42:BV:82:ARG:HH11	1.68	0.57
1:CA:261:G:H5'	1:CA:262:C:H5	1.64	0.57
1:CA:429:U:H2'	1:CA:430:C:C6	2.39	0.57
3:CC:148:GLY:HA3	3:CC:172:ARG:O	2.05	0.57
5:CE:81:GLU:HG2	5:CE:90:VAL:HG12	1.84	0.57
7:CG:108:ALA:O	7:CG:111:ARG:HB2	2.04	0.57
7:CG:60:LYS:HZ3	7:CG:60:LYS:HA	1.68	0.57
8:CH:60:ARG:HG3	8:CH:60:ARG:NH1	2.19	0.57
13:CM:47:ASP:O	13:CM:48:LEU:HB3	2.04	0.57
25:DA:108:U:H2'	25:DA:109:G:H5'	1.83	0.57
25:DA:1652:A:C2'	25:DA:1653:G:H5''	2.33	0.57
25:DA:1692:U:O2'	25:DA:1693:U:H2'	2.05	0.57
25:DA:1982:C:O5'	25:DA:1982:C:H6	1.87	0.57
25:DA:214:G:O2'	25:DA:215:G:O4'	2.22	0.57
25:DA:2847:U:P	40:DT:98:LYS:HZ3	2.27	0.57
25:DA:308:G:O2'	25:DA:329:G:N2	2.38	0.57
25:DA:583:G:OP2	41:DU:10:ARG:NH1	2.35	0.57
25:DA:855:G:H2'	25:DA:856:C:C6	2.39	0.57
27:DC:75:LEU:HD13	27:DC:119:VAL:O	2.04	0.57
25:DA:2128:C:OP1	27:DC:35:ALA:HB1	2.04	0.57
30:DF:164:ARG:HG2	30:DF:164:ARG:HH11	1.69	0.57
31:DG:110:ALA:HA	31:DG:140:ILE:O	2.03	0.57

Continued on next page...

Continued from previous page...

Atom-1	Atom-2	Interatomic distance (Å)	Clash overlap (Å)
31:DG:47:LYS:CE	31:DG:81:LYS:HD2	2.35	0.57
31:DG:85:GLY:O	31:DG:87:PRO:HD2	2.05	0.57
32:DH:25:LYS:H	32:DH:25:LYS:CD	2.12	0.57
36:DP:81:GLN:HG2	36:DP:106:LEU:CD1	2.35	0.57
37:DQ:42:ILE:HA	37:DQ:46:GLN:OE1	2.04	0.57
39:DS:106:ARG:HD2	39:DS:107:GLU:O	2.05	0.57
39:DS:48:LEU:CD2	39:DS:82:ILE:HD11	2.34	0.57
41:DU:31:SER:O	41:DU:33:ARG:N	2.38	0.57
41:DU:68:ALA:O	41:DU:71:GLN:HB2	2.04	0.57
45:DY:27:VAL:HA	45:DY:28:LYS:HZ2	1.68	0.57
45:DY:7:VAL:HB	45:DY:8:LYS:NZ	2.20	0.57
3:AC:62:ASP:HA	3:AC:97:LYS:HE2	1.86	0.57
7:AG:113:GLU:HG3	7:AG:119:ARG:HA	1.86	0.57
1:AA:1360:C:H5''	7:AG:6:ARG:HE	1.70	0.57
8:AH:83:ILE:HG13	8:AH:137:VAL:HG22	1.85	0.57
1:AA:659:A:H1'	11:AK:115:PRO:HB3	1.87	0.57
11:AK:97:ALA:O	11:AK:101:SER:HB3	2.05	0.57
12:AL:24:VAL:HG13	12:AL:98:TYR:CE2	2.40	0.57
23:AV:72:C:H6	23:AV:72:C:O5'	1.87	0.57
25:BA:1441:G:O2'	25:BA:1442:G:H5'	2.04	0.57
25:BA:1473:G:O2'	25:BA:1474:C:H5'	2.04	0.57
25:BA:154(A):C:H41	25:BA:172:C:H42	1.53	0.57
25:BA:1879:C:C3'	25:BA:1880:C:H5''	2.34	0.57
25:BA:2292:C:O2'	25:BA:2293:C:H5'	2.05	0.57
27:BC:75:LEU:HD13	27:BC:119:VAL:O	2.04	0.57
32:BH:94:TYR:CE2	32:BH:160:LYS:HB3	2.40	0.57
39:BS:96:GLY:O	39:BS:98:VAL:N	2.37	0.57
40:BT:64:ARG:HB2	40:BT:73:GLU:HG2	1.87	0.57
40:BT:28:VAL:HG12	40:BT:86:ILE:O	2.05	0.57
41:BU:101:ARG:O	41:BU:102:GLU:HG2	2.05	0.57
42:BV:2:PHE:O	42:BV:3:ALA:HB3	2.05	0.57
46:BZ:153:SER:CB	46:BZ:167:PRO:HB3	2.28	0.57
37:BQ:61:GLY:O	46:BZ:178:GLU:HB2	2.04	0.57
46:BZ:9:TYR:OH	46:BZ:35:ARG:HG3	2.03	0.57
1:CA:1329:U:H4'	9:CI:120:ARG:HD2	1.87	0.57
1:CA:156:A:C5	1:CA:157:C:H1'	2.40	0.57
1:CA:756:G:O3'	28:DD:202:LYS:NZ	2.34	0.57
2:CB:19:HIS:CE1	2:CB:191:ASP:HB2	2.40	0.57
8:CH:65:TYR:N	8:CH:65:TYR:CD1	2.71	0.57
13:CM:22:ILE:HG22	13:CM:25:ILE:HD13	1.87	0.57
14:CN:40:CYS:SG	14:CN:43:CYS:N	2.77	0.57

Continued on next page...

Continued from previous page...

Atom-1	Atom-2	Interatomic distance (Å)	Clash overlap (Å)
16:CP:20:VAL:CG2	16:CP:32:TYR:HB2	2.35	0.57
20:CT:41:ILE:CG2	20:CT:84:LEU:CD2	2.81	0.57
22:CW:12:U:H3	22:CW:23:A:H61	1.52	0.57
52:D5:36:CYS:SG	52:D5:37:LYS:N	2.77	0.57
25:DA:1441:G:O2'	25:DA:1442:G:H5'	2.04	0.57
25:DA:1504:C:O2'	25:DA:1505:C:C5'	2.53	0.57
25:DA:1504:C:O2'	25:DA:1505:C:H5'	2.05	0.57
25:DA:1879:C:C3'	25:DA:1880:C:H5''	2.34	0.57
25:DA:2292:C:O2'	25:DA:2293:C:H5'	2.05	0.57
25:DA:2758:A:C3'	25:DA:2759:G:H5''	2.35	0.57
25:DA:528:A:C8	25:DA:528:A:H3'	2.39	0.57
26:DB:55:U:O2'	26:DB:56:G:H5'	2.05	0.57
26:DB:69:G:H2'	26:DB:70:C:H6	1.69	0.57
31:DG:95:ARG:O	31:DG:96:ARG:O	2.23	0.57
33:DI:111:PRO:HA	33:DI:114:LEU:HD11	1.87	0.57
42:DV:2:PHE:O	42:DV:3:ALA:HB3	2.05	0.57
1:AA:1184:C:OP1	14:AN:3:ARG:HD3	2.05	0.57
1:AA:366:G:O2'	1:AA:368:A:N7	2.37	0.57
1:AA:695:A:H2'	1:AA:696:G:O4'	2.04	0.57
1:AA:957:C:H5'	1:AA:958:U:C5	2.40	0.57
4:AD:80:GLU:O	4:AD:84:LYS:HE2	2.03	0.57
17:AQ:27:PHE:CE1	17:AQ:36:ILE:HD11	2.40	0.57
6:AF:49:ALA:HB2	18:AR:78:LEU:O	2.05	0.57
24:AX:21:C:H2'	24:AX:22:A:H8	1.69	0.57
25:BA:1223:G:H5'	25:BA:1224:C:OP2	2.04	0.57
25:BA:1692:U:O2'	25:BA:1693:U:H2'	2.05	0.57
25:BA:214:G:O2'	25:BA:215:G:O4'	2.22	0.57
25:BA:2232:U:OP2	48:B1:40:ARG:NH2	2.28	0.57
25:BA:2392:A:H2	25:BA:2424:C:H42	1.53	0.57
28:BD:242:ARG:HD2	28:BD:242:ARG:N	2.20	0.57
36:BP:63:PRO:C	36:BP:65:ARG:N	2.57	0.57
25:BA:956:G:OP2	37:BQ:14:ARG:NH2	2.38	0.57
39:BS:28:VAL:HB	39:BS:89:ARG:CG	2.34	0.57
1:AA:1425:G:H22	40:BT:119:LYS:HB2	1.68	0.57
41:BU:104:GLN:CD	41:BU:104:GLN:H	2.08	0.57
41:BU:96:ALA:C	41:BU:98:LEU:H	2.05	0.57
42:BV:49:THR:CB	42:BV:50:PRO:HD2	2.34	0.57
45:BY:96:ILE:HD12	45:BY:99:CYS:CB	2.35	0.57
1:CA:1486:C:H42	1:CA:1503:G:H1	1.53	0.57
1:CA:952:A:H4'	1:CA:953:G:H5''	1.87	0.57
4:CD:57:ARG:HG3	4:CD:57:ARG:HH11	1.70	0.57

Continued on next page...

Continued from previous page...

Atom-1	Atom-2	Interatomic distance (Å)	Clash overlap (Å)
4:CD:80:GLU:O	4:CD:84:LYS:HE2	2.04	0.57
5:CE:150:ARG:HB2	5:CE:150:ARG:CZ	2.35	0.57
7:CG:62:PHE:HD1	7:CG:124:LEU:HD21	1.70	0.57
12:CL:41:ARG:CG	12:CL:42:THR:H	1.99	0.57
18:CR:44:LEU:HD11	18:CR:79:LEU:HD22	1.86	0.57
23:CV:18:U:C4'	23:CV:19:G:OP2	2.32	0.57
23:CV:37:U:H2'	23:CV:38:A:H8	1.70	0.57
23:CV:42:C:H2'	23:CV:43:G:O5'	2.04	0.57
55:D8:23:VAL:CG1	55:D8:46:ARG:HB3	2.35	0.57
25:DA:1991:U:O2'	25:DA:1992:G:O5'	2.22	0.57
25:DA:2517:C:C6	25:DA:2542:A:C2	2.92	0.57
25:DA:271(O):C:HO2'	25:DA:271(P):C:H6	1.50	0.57
25:DA:614(C):A:C4	30:DF:180:GLY:CA	2.88	0.57
25:DA:986:C:O2'	25:DA:987:G:H5'	2.05	0.57
28:DD:242:ARG:N	28:DD:242:ARG:HD2	2.20	0.57
31:DG:109:VAL:HG11	31:DG:142:PRO:HG3	1.86	0.57
33:DI:92:VAL:HG22	33:DI:92:VAL:O	2.04	0.57
39:DS:96:GLY:O	39:DS:98:VAL:N	2.37	0.57
44:DX:30:VAL:HG11	44:DX:39:ILE:HD12	1.87	0.57
1:AA:581:U:H2'	1:AA:582:C:C6	2.40	0.57
4:AD:8:VAL:C	4:AD:10:ARG:N	2.57	0.57
5:AE:53:LEU:O	5:AE:57:LYS:HB2	2.05	0.57
11:AK:127:LYS:HE2	11:AK:127:LYS:CA	2.20	0.57
13:AM:94:ARG:NH2	25:BA:887:A:N9	2.53	0.57
1:AA:743:G:O2'	17:AQ:98:LEU:HD23	2.04	0.57
19:AS:6:LYS:HD2	19:AS:6:LYS:H	1.69	0.57
26:BB:11:C:OP2	47:B0:72:ARG:NE	2.38	0.57
25:BA:1388:G:O2'	25:BA:1389:G:H5'	2.04	0.57
25:BA:176:G:O2'	25:BA:177:G:H5'	2.05	0.57
25:BA:2124:G:O2'	27:BC:40:THR:HA	2.05	0.57
25:BA:2650:U:O2'	25:BA:2651:C:H5'	2.03	0.57
26:BB:17:C:H2'	26:BB:18:G:O4'	2.05	0.57
28:BD:271:ILE:O	28:BD:272:ALA:HB2	2.05	0.57
29:BE:116:VAL:HG22	29:BE:122:PHE:HB2	1.86	0.57
29:BE:101:ARG:HH22	29:BE:171:GLU:HB2	1.64	0.57
31:BG:53:LEU:N	31:BG:53:LEU:HD22	2.19	0.57
34:BN:58:ASP:C	34:BN:60:ILE:N	2.57	0.57
34:BN:89:LYS:O	34:BN:93:THR:HG22	2.04	0.57
38:BR:18:LEU:HD13	38:BR:18:LEU:C	2.25	0.57
38:BR:45:ARG:CG	38:BR:46:GLY:N	2.68	0.57
45:BY:17:SER:HB2	45:BY:71:LYS:HE3	1.86	0.57

Continued on next page...

Continued from previous page...

Atom-1	Atom-2	Interatomic distance (Å)	Clash overlap (Å)
1:CA:1115:G:N3	1:CA:1124:G:N2	2.52	0.57
1:CA:956:C:H42	14:CN:18:VAL:CG1	2.17	0.57
3:CC:126:ARG:HG2	3:CC:126:ARG:HH11	1.70	0.57
9:CI:14:VAL:HG12	9:CI:15:ALA:N	2.20	0.57
22:CW:1:G:C6	22:CW:2:C:N4	2.72	0.57
22:CW:36:A:C6	22:CW:37:A:N7	2.73	0.57
13:CM:57:ARG:CZ	51:D4:60:GLU:HG3	2.34	0.57
25:DA:1514:U:H2'	25:DA:1515:G:H8	1.70	0.57
25:DA:154(A):C:H41	25:DA:172:C:H42	1.53	0.57
25:DA:2087:G:O2'	25:DA:2088:G:H5'	2.05	0.57
25:DA:2762:G:C3'	25:DA:2763:G:H5''	2.35	0.57
25:DA:307:G:H3'	25:DA:307:G:C8	2.39	0.57
29:DE:78:LEU:O	29:DE:79:ARG:HD2	2.03	0.57
33:DI:114:LEU:O	33:DI:115:ALA:HB3	2.03	0.57
36:DP:17:LYS:O	36:DP:19:VAL:N	2.38	0.57
41:DU:101:ARG:O	41:DU:102:GLU:HG2	2.05	0.57
1:AA:138:G:N2	1:AA:172:C:O2	2.37	0.57
1:AA:197:G:H1'	20:AT:105:SER:HB3	1.86	0.57
8:AH:6:ILE:HG22	8:AH:10:LEU:HD11	1.87	0.57
10:AJ:6:ILE:HG22	10:AJ:98:ILE:CD1	2.35	0.57
11:AK:125:PHE:N	11:AK:125:PHE:CD1	2.70	0.57
11:AK:32:ILE:HD12	11:AK:72:ALA:CB	2.30	0.57
22:AW:65:G:C2	22:AW:66:U:N3	2.73	0.57
24:AX:19:U:H2'	24:AX:20:U:C6	2.39	0.57
25:BA:1312:U:O4'	25:BA:1313:U:C2	2.58	0.57
25:BA:1906:G:O2'	25:BA:1907:G:H5'	2.05	0.57
25:BA:2056:G:N2	52:B5:4:HIS:O	2.37	0.57
25:BA:613:G:H8	25:BA:613:G:C5'	2.15	0.57
25:BA:878:A:H61	25:BA:899:A:H2'	1.70	0.57
25:BA:986:C:O2'	25:BA:987:G:H5'	2.05	0.57
29:BE:12:THR:HG23	40:BT:8:LYS:HZ3	1.69	0.57
30:BF:40:GLN:NE2	30:BF:182:ASN:HB2	2.19	0.57
36:BP:47:ASP:HB3	36:BP:48:PRO:HA	1.86	0.57
25:BA:906:G:H5'	37:BQ:26:TYR:OH	2.05	0.57
39:BS:71:ARG:O	39:BS:74:ALA:HB3	2.03	0.57
41:BU:31:SER:O	41:BU:33:ARG:N	2.38	0.57
19:CS:6:LYS:H	19:CS:6:LYS:CE	2.18	0.57
23:CV:62:C:H2'	23:CV:63:C:C6	2.40	0.57
22:CW:55:U:C4	22:CW:57:G:H5'	2.40	0.57
25:DA:1311:G:C5	54:D7:47:ARG:NH2	2.73	0.57
55:D8:6:THR:HB	55:D8:63:PRO:HG3	1.87	0.57

Continued on next page...

Continued from previous page...

Atom-1	Atom-2	Interatomic distance (Å)	Clash overlap (Å)
56:D9:9:ARG:HH11	56:D9:9:ARG:CB	2.17	0.57
25:DA:1140:C:P	34:DN:66:LYS:HZ3	2.28	0.57
25:DA:1711:C:O2'	25:DA:1712:C:H5'	2.04	0.57
25:DA:2127:G:O5'	27:DC:36:LYS:NZ	2.38	0.57
25:DA:2317:C:C2'	25:DA:2318:G:H5'	2.34	0.57
25:DA:1953:A:H2	25:DA:2549:G:N3	2.03	0.57
25:DA:2657:A:O2'	32:DH:160:LYS:HE3	2.05	0.57
25:DA:315:G:H2'	25:DA:316:C:H6	1.66	0.57
28:DD:31:LYS:NZ	28:DD:102:LYS:NZ	2.52	0.57
28:DD:97:TYR:CE1	28:DD:103:ARG:HG3	2.40	0.57
31:DG:54:GLU:O	31:DG:57:ALA:HB3	2.04	0.57
39:DS:28:VAL:HB	39:DS:89:ARG:CG	2.33	0.57
42:DV:21:ARG:H	42:DV:21:ARG:HD3	1.69	0.57
1:AA:28:G:O2'	1:AA:291:U:OP1	2.21	0.56
2:AB:19:HIS:CE1	2:AB:191:ASP:HB2	2.40	0.56
4:AD:195:ALA:O	6:CF:16:GLN:C	2.43	0.56
12:AL:24:VAL:CG1	12:AL:24:VAL:O	2.53	0.56
21:AU:18:TYR:HD1	21:AU:24:ARG:CZ	2.18	0.56
22:AY:38:A:C2	22:AY:39:U:C2	2.94	0.56
50:B3:8:LEU:HD11	50:B3:31:LEU:HD23	1.87	0.56
25:BA:1882:C:H5'	25:BA:1883:G:OP2	2.05	0.56
25:BA:2036:C:H5'	25:BA:2036:C:C6	2.27	0.56
25:BA:2087:G:O2'	25:BA:2088:G:H5'	2.05	0.56
25:BA:2300:G:N2	25:BA:2317:C:C1'	2.55	0.56
25:BA:2340:G:O2'	25:BA:2341:G:H5'	2.04	0.56
25:BA:2543:G:H8	25:BA:2543:G:H5'	1.70	0.56
25:BA:2610:C:O2'	25:BA:2611:U:P	2.63	0.56
25:BA:2672:G:C2'	25:BA:2673:G:H5''	2.35	0.56
25:BA:2884:U:H2'	25:BA:2885:C:H5'	1.86	0.56
25:BA:70:G:H5''	25:BA:113:G:H1'	1.86	0.56
28:BD:31:LYS:NZ	28:BD:102:LYS:NZ	2.52	0.56
30:BF:1:MET:HE1	30:BF:26:ALA:HB1	1.87	0.56
32:BH:37:VAL:HG21	32:BH:72:ILE:HD11	1.87	0.56
37:BQ:110:THR:OG1	37:BQ:112:GLU:HG2	2.05	0.56
39:BS:88:ASP:OD2	39:BS:89:ARG:N	2.38	0.56
41:BU:101:ARG:C	41:BU:102:GLU:HG2	2.24	0.56
43:BW:72:LYS:HB3	43:BW:106:ILE:O	2.05	0.56
45:BY:27:VAL:HG12	45:BY:29:GLU:OE1	2.05	0.56
1:CA:1134:A:H2'	1:CA:1135:C:H6	1.70	0.56
1:CA:1220:A:H2'	1:CA:1279:C:H42	1.70	0.56
2:CB:169:LYS:HD2	2:CB:170:GLU:OE2	2.05	0.56

Continued on next page...

Continued from previous page...

Atom-1	Atom-2	Interatomic distance (Å)	Clash overlap (Å)
3:CC:109:PRO:HA	3:CC:115:LEU:HD12	1.85	0.56
4:CD:4:TYR:HE2	4:CD:6:GLY:O	1.88	0.56
17:CQ:18:THR:HG22	17:CQ:19:VAL:N	2.20	0.56
22:CW:71:G:N2	22:CW:72:C:C2	2.72	0.56
48:D1:3:LYS:O	48:D1:12:PRO:HD3	2.05	0.56
48:D1:52:ARG:HG3	48:D1:53:VAL:N	2.16	0.56
50:D3:8:LEU:HD11	50:D3:31:LEU:HD23	1.87	0.56
25:DA:251:A:H5''	36:DP:51:PHE:CZ	2.40	0.56
25:DA:1786:A:C2	25:DA:2606:C:H1'	2.40	0.56
25:DA:2610:C:O2'	25:DA:2611:U:P	2.63	0.56
25:DA:301:G:H1'	25:DA:302:C:C6	2.40	0.56
25:DA:941:A:O3'	36:DP:35:HIS:ND1	2.37	0.56
33:DI:73:GLU:HB2	33:DI:136:VAL:HG23	1.85	0.56
36:DP:84:ASN:ND2	36:DP:116:GLY:HA3	2.19	0.56
38:DR:28:LEU:HD11	38:DR:116:LEU:CD2	2.35	0.56
38:DR:8:ARG:HA	38:DR:8:ARG:NE	2.18	0.56
45:DY:95:LYS:HA	45:DY:100:ALA:HA	1.86	0.56
45:DY:88:LYS:NZ	45:DY:93:GLY:CA	2.67	0.56
46:DZ:158:PRO:HG2	46:DZ:161:VAL:HG21	1.87	0.56
46:DZ:15:PRO:O	46:DZ:19:ARG:HG3	2.05	0.56
1:AA:1100:C:H2'	1:AA:1101:C:H6	1.71	0.56
1:AA:15:G:H2'	1:AA:16:A:C8	2.40	0.56
1:AA:20:U:H2'	1:AA:21:G:O4'	2.05	0.56
1:AA:668:G:O2'	1:AA:669:U:H5'	2.05	0.56
1:AA:806:G:H21	8:AH:1:MET:HE3	1.70	0.56
1:AA:1091:C:P	3:AC:176:HIS:HD1	2.27	0.56
13:AM:93:ARG:NE	25:BA:888:C:H5''	2.18	0.56
13:AM:88:ARG:CG	13:AM:98:VAL:HG11	2.35	0.56
14:AN:27:CYS:SG	14:AN:43:CYS:SG	3.03	0.56
20:AT:26:ASN:HB2	20:AT:71:THR:HG21	1.84	0.56
25:BA:1170:G:H1	25:BA:1179:C:N4	1.96	0.56
25:BA:1514:U:H2'	25:BA:1515:G:H8	1.70	0.56
25:BA:1786:A:C2	25:BA:2606:C:H1'	2.40	0.56
25:BA:1887:C:C2'	25:BA:1888:G:H5''	2.35	0.56
25:BA:1982:C:O5'	25:BA:1982:C:H6	1.87	0.56
25:BA:2025:C:H2'	25:BA:2026:C:H6	1.70	0.56
25:BA:2126:A:H1'	25:BA:2127:G:O4'	2.05	0.56
25:BA:271(E):U:H2'	25:BA:271(F):C:C6	2.41	0.56
26:BB:28:C:OP1	39:BS:31:SER:OG	2.21	0.56
28:BD:13:ARG:HG2	28:BD:13:ARG:O	2.05	0.56
31:BG:39:ILE:HD12	31:BG:40:ASN:N	2.20	0.56

Continued on next page...

Continued from previous page...

Atom-1	Atom-2	Interatomic distance (Å)	Clash overlap (Å)
33:BI:111:PRO:HA	33:BI:114:LEU:HD11	1.87	0.56
34:BN:51:PHE:CE2	34:BN:119:ARG:HD2	2.40	0.56
40:BT:73:GLU:OE2	40:BT:103:ARG:NH2	2.38	0.56
41:BU:34:LYS:HA	41:BU:34:LYS:CE	2.30	0.56
41:BU:68:ALA:O	41:BU:71:GLN:HB2	2.04	0.56
46:BZ:17:ALA:HA	46:BZ:20:ARG:HB2	1.88	0.56
1:CA:951:A:OP2	14:CN:41:ARG:NH1	2.36	0.56
2:CB:185:ILE:HG12	2:CB:199:TYR:HB2	1.87	0.56
8:CH:84:ARG:HH11	8:CH:84:ARG:HG2	1.69	0.56
11:CK:126:ARG:HB3	11:CK:126:ARG:NH1	2.19	0.56
17:CQ:27:PHE:CE1	17:CQ:36:ILE:HD11	2.40	0.56
20:CT:14:LYS:HB2	20:CT:17:ARG:NH2	2.19	0.56
23:CV:14:A:C4	23:CV:23:G:C2	2.93	0.56
25:DA:106:C:H2'	25:DA:107:C:H6	1.67	0.56
25:DA:2074:U:H2'	25:DA:2075:U:C6	2.40	0.56
25:DA:2330:G:H2'	25:DA:2331:G:H5''	1.87	0.56
25:DA:2468:G:O2'	25:DA:2476:A:H8	1.86	0.56
25:DA:311:A:O4'	25:DA:332:A:C4	2.59	0.56
25:DA:280:C:O2	25:DA:361:G:N3	2.38	0.56
25:DA:395:U:H2'	25:DA:396:G:N7	2.20	0.56
25:DA:536:A:H2'	25:DA:537:C:C6	2.40	0.56
31:DG:43:LEU:HB2	31:DG:88:ILE:CD1	2.35	0.56
45:DY:31:LEU:HD22	45:DY:31:LEU:H	1.69	0.56
45:DY:76:CYS:HB3	45:DY:96:ILE:CD1	2.27	0.56
1:AA:1090:G:H2'	1:AA:1091:C:H5'	1.87	0.56
4:AD:162:LEU:O	4:AD:165:MET:HB2	2.05	0.56
9:AI:47:LEU:C	9:AI:49:PRO:HD2	2.25	0.56
10:AJ:34:VAL:CG2	10:AJ:74:ILE:HG22	2.27	0.56
1:AA:260:G:H5''	17:AQ:64:PRO:O	2.05	0.56
1:AA:198:U:H4'	20:AT:103:GLY:HA2	1.86	0.56
21:AU:18:TYR:CD1	21:AU:24:ARG:CZ	2.89	0.56
50:B3:44:ARG:O	50:B3:48:GLU:HG2	2.06	0.56
25:BA:839:U:H1'	25:BA:1191:G:H1'	1.87	0.56
25:BA:1301:A:HO2'	25:BA:1302:A:P	2.28	0.56
1:AA:1461:C:H4'	25:BA:1960:A:O2'	2.05	0.56
25:BA:2186:G:C4	25:BA:2187:G:N7	2.73	0.56
25:BA:2518:A:H8	25:BA:2518:A:H5'	1.70	0.56
25:BA:589:C:O2'	25:BA:590:A:H5'	2.04	0.56
32:BH:20:ALA:HB2	32:BH:25:LYS:HE3	1.88	0.56
32:BH:47:GLU:HG2	32:BH:48:GLY:N	2.18	0.56
32:BH:70:THR:O	32:BH:72:ILE:N	2.37	0.56

Continued on next page...

Continued from previous page...

Atom-1	Atom-2	Interatomic distance (Å)	Clash overlap (Å)
34:BN:32:THR:CG2	34:BN:37:LYS:HB3	2.35	0.56
36:BP:52:GLU:C	36:BP:52:GLU:OE1	2.43	0.56
37:BQ:70:PRO:HA	37:BQ:94:VAL:O	2.05	0.56
38:BR:84:ALA:HB3	38:BR:85:PRO:HD3	1.87	0.56
40:BT:134:GLU:O	40:BT:136:GLN:N	2.39	0.56
42:BV:18:LEU:CG	42:BV:19:LYS:H	2.18	0.56
42:BV:18:LEU:HD22	42:BV:19:LYS:N	2.18	0.56
44:BX:5:TYR:CE1	49:B2:30:ARG:HB2	2.41	0.56
1:CA:385:C:H2'	1:CA:386:G:C8	2.39	0.56
2:CB:80:ILE:C	2:CB:82:ARG:H	2.08	0.56
3:CC:34:LEU:HD23	3:CC:35:GLU:N	2.20	0.56
3:CC:86:VAL:O	3:CC:90:GLU:HG2	2.05	0.56
4:CD:9:CYS:HA	4:CD:12:CYS:HB2	1.86	0.56
9:CI:121:ARG:O	9:CI:121:ARG:HD3	2.05	0.56
10:CJ:22:LYS:C	10:CJ:22:LYS:HD2	2.25	0.56
13:CM:116:THR:CG2	13:CM:117:VAL:N	2.56	0.56
6:CF:100:ASN:ND2	18:CR:23:LYS:HE3	2.20	0.56
18:CR:36:ASN:HD22	18:CR:39:VAL:HB	1.69	0.56
20:CT:29:LYS:HD3	20:CT:66:ALA:CB	2.34	0.56
23:CV:55:U:C6	23:CV:55:U:H3'	2.40	0.56
25:DA:77:C:H5''	49:D2:10:LEU:HD11	1.87	0.56
25:DA:1887:C:C2'	25:DA:1888:G:H5''	2.35	0.56
25:DA:2233:U:H2'	25:DA:2234:G:C8	2.41	0.56
25:DA:2301:C:H2'	25:DA:2302:G:O4'	2.06	0.56
25:DA:2321:G:N3	25:DA:2321:G:H2'	2.20	0.56
25:DA:2352:A:C2'	25:DA:2353:G:H5'	2.36	0.56
25:DA:878:A:H61	25:DA:899:A:H2'	1.70	0.56
25:DA:941:A:HO2'	36:DP:35:HIS:CE1	2.19	0.56
26:DB:35:U:O2'	26:DB:36:C:H5'	2.06	0.56
29:DE:3:GLY:CA	29:DE:81:ILE:HG21	2.34	0.56
32:DH:20:ALA:HB2	32:DH:25:LYS:HE3	1.88	0.56
33:DI:94:ALA:HB1	33:DI:111:PRO:CA	2.36	0.56
34:DN:32:THR:CG2	34:DN:37:LYS:HB3	2.35	0.56
35:DO:13:ASN:OD1	35:DO:97:ARG:N	2.34	0.56
38:DR:17:ARG:HH11	38:DR:17:ARG:HG2	1.71	0.56
40:DT:6:LEU:HD23	40:DT:7:ILE:HD13	1.87	0.56
42:DV:34:GLU:O	42:DV:36:PRO:HD3	2.05	0.56
1:AA:676:G:H2'	1:AA:677:A:C8	2.40	0.56
3:AC:195:VAL:C	3:AC:196:LEU:HD22	2.25	0.56
5:AE:6:PHE:CD2	5:AE:36:ASP:HB3	2.41	0.56
11:AK:48:ILE:HG22	11:AK:49:GLY:N	2.20	0.56

Continued on next page...

Continued from previous page...

Atom-1	Atom-2	Interatomic distance (Å)	Clash overlap (Å)
12:AL:41:ARG:NH1	12:AL:41:ARG:CB	2.69	0.56
19:AS:28:LYS:HD2	19:AS:29:ARG:CZ	2.36	0.56
47:B0:23:VAL:HG22	47:B0:38:VAL:HG22	1.87	0.56
53:B6:10:LEU:HD22	53:B6:10:LEU:H	1.71	0.56
55:B8:4:MET:O	55:B8:62:LEU:HD11	2.05	0.56
25:BA:1973:G:H2'	25:BA:1974:C:C6	2.41	0.56
25:BA:2321:G:H2'	25:BA:2321:G:N3	2.20	0.56
25:BA:2468:G:O2'	25:BA:2476:A:C8	2.59	0.56
25:BA:2483:C:H5'	25:BA:2484:G:OP2	2.05	0.56
25:BA:280:C:O2	25:BA:361:G:N3	2.39	0.56
25:BA:686:G:N2	25:BA:788:A:H61	2.02	0.56
25:BA:845:G:H8	25:BA:845:G:OP2	1.86	0.56
25:BA:866:A:N1	25:BA:914:C:C6	2.74	0.56
31:BG:95:ARG:O	31:BG:96:ARG:O	2.23	0.56
33:BI:82:ARG:HG3	33:BI:82:ARG:HH11	1.70	0.56
38:BR:77:ARG:O	38:BR:79:LEU:N	2.37	0.56
1:CA:1036:C:O2'	1:CA:1037:A:C5'	2.52	0.56
1:CA:1036:C:HO2'	1:CA:1037:A:P	2.29	0.56
1:CA:584:C:H42	1:CA:620:G:H1	1.53	0.56
8:CH:85:ARG:HH11	8:CH:85:ARG:HG3	1.69	0.56
1:CA:1134:A:H5''	10:CJ:13:HIS:CD2	2.40	0.56
19:CS:29:ARG:HD2	19:CS:29:ARG:H	1.70	0.56
22:CW:36:A:C5	22:CW:37:A:C8	2.92	0.56
51:D4:46:ASN:ND2	51:D4:47:VAL:N	2.53	0.56
25:DA:1108:U:H2'	25:DA:1109:C:H5'	1.88	0.56
25:DA:1794:U:H2'	25:DA:1795:C:C6	2.39	0.56
25:DA:2186:G:C4	25:DA:2187:G:N7	2.73	0.56
25:DA:2720:U:H3'	25:DA:2721:A:H8	1.70	0.56
25:DA:451:C:H41	25:DA:453:C:H3'	1.70	0.56
25:DA:819:A:OP2	25:DA:1187:G:N2	2.27	0.56
25:DA:911:A:H5''	25:DA:912:C:H5'	1.78	0.56
28:DD:165:ILE:HD13	28:DD:175:LEU:CD2	2.35	0.56
30:DF:161:GLU:HA	30:DF:164:ARG:HB2	1.86	0.56
30:DF:157:VAL:HB	30:DF:194:MET:CB	2.35	0.56
34:DN:48:MET:HE3	34:DN:48:MET:N	2.20	0.56
38:DR:27:SER:HB3	38:DR:34:ILE:CD1	2.34	0.56
40:DT:12:SER:CB	40:DT:57:PHE:CD1	2.88	0.56
41:DU:29:SER:OG	41:DU:30:LYS:HE2	2.06	0.56
42:DV:5:VAL:HG21	42:DV:35:LEU:HG	1.87	0.56
44:DX:63:LYS:HA	44:DX:72:LYS:HA	1.88	0.56
37:DQ:61:GLY:O	46:DZ:178:GLU:HB2	2.05	0.56

Continued on next page...

Continued from previous page...

Atom-1	Atom-2	Interatomic distance (Å)	Clash overlap (Å)
1:AA:1048:C:O2'	1:AA:1049:A:OP1	2.18	0.56
1:AA:1328:G:N2	1:AA:1355:G:H2'	2.20	0.56
1:AA:603:C:H2'	1:AA:604:A:O4'	2.06	0.56
1:AA:773:A:O5'	1:AA:773:A:H8	1.87	0.56
1:AA:774:G:N2	1:AA:1474:G:O3'	2.36	0.56
6:AF:100:ASN:ND2	18:AR:23:LYS:HE3	2.19	0.56
10:AJ:61:GLU:OE1	14:AN:58:LYS:HE2	2.05	0.56
10:AJ:30:SER:HA	10:AJ:80:LYS:HD3	1.86	0.56
15:AO:78:TYR:C	15:AO:80:ALA:H	2.08	0.56
17:AQ:52:LYS:HG2	17:AQ:55:ASP:OD1	2.05	0.56
17:AQ:74:LEU:HD12	17:AQ:75:ARG:HG2	1.86	0.56
22:AW:3:C:H2'	22:AW:4:C:H6	1.71	0.56
25:BA:850:C:O3'	50:B3:49:LYS:NZ	2.37	0.56
51:B4:46:ASN:ND2	51:B4:47:VAL:N	2.52	0.56
31:BG:5:VAL:HG12	51:B4:51:TYR:CD1	2.40	0.56
25:BA:1007:C:OP1	34:BN:35:ARG:NH1	2.37	0.56
25:BA:2390:U:C2'	25:BA:2391:G:H5'	2.31	0.56
25:BA:481:G:H2'	25:BA:507:A:N1	2.21	0.56
25:BA:69:C:H5'	25:BA:70:G:OP2	2.06	0.56
32:BH:97:ARG:O	32:BH:98:LEU:HB2	2.06	0.56
36:BP:83:VAL:CG1	36:BP:112:LEU:HD21	2.34	0.56
38:BR:26:LYS:HE2	38:BR:71:GLN:H	1.70	0.56
45:BY:2:ARG:N	45:BY:4:LYS:HG2	2.21	0.56
45:BY:7:VAL:HB	45:BY:8:LYS:NZ	2.20	0.56
2:CB:121:LEU:HA	2:CB:126:GLU:OE1	2.04	0.56
8:CH:20:TYR:HD1	8:CH:65:TYR:CD2	2.24	0.56
8:CH:87:SER:HA	8:CH:93:VAL:HG23	1.87	0.56
9:CI:104:ARG:O	9:CI:105:ASP:HB3	2.06	0.56
1:CA:1229:A:N3	9:CI:70:LYS:HE3	2.20	0.56
1:CA:950:G:H1'	10:CJ:55:LYS:HE2	1.87	0.56
11:CK:114:VAL:O	11:CK:114:VAL:HG13	2.04	0.56
12:CL:28:LYS:CB	12:CL:33:ARG:CZ	2.83	0.56
1:CA:1197:G:OP1	14:CN:2:ALA:HA	2.06	0.56
22:CW:44:G:H3'	22:CW:45:U:C5	2.41	0.56
25:DA:2483:C:H5'	25:DA:2484:G:OP2	2.05	0.56
25:DA:271(E):U:H2'	25:DA:271(F):C:C6	2.40	0.56
28:DD:271:ILE:O	28:DD:272:ALA:HB2	2.05	0.56
28:DD:6:PHE:HD2	28:DD:9:TYR:OH	1.88	0.56
34:DN:51:PHE:CE2	34:DN:119:ARG:HD2	2.40	0.56
39:DS:85:VAL:HG22	39:DS:106:ARG:HB2	1.88	0.56
41:DU:101:ARG:C	41:DU:102:GLU:HG2	2.24	0.56

Continued on next page...

Continued from previous page...

Atom-1	Atom-2	Interatomic distance (Å)	Clash overlap (Å)
42:DV:4:ILE:CG2	42:DV:39:LEU:CD2	2.84	0.56
43:DW:92:ARG:O	43:DW:93:ALA:HB3	2.05	0.56
45:DY:96:ILE:HD12	45:DY:99:CYS:CB	2.35	0.56
46:DZ:10:ARG:HH21	46:DZ:26:GLY:N	2.03	0.56
46:DZ:6:LYS:HA	46:DZ:60:GLU:HB2	1.88	0.56
1:AA:1310:A:OP1	13:AM:28:ALA:HB3	2.06	0.56
1:AA:1328:G:C8	9:AI:107:ARG:HB3	2.40	0.56
3:AC:109:PRO:HA	3:AC:115:LEU:HD12	1.87	0.56
3:AC:148:GLY:HA3	3:AC:172:ARG:O	2.05	0.56
11:AK:126:ARG:HH11	11:AK:126:ARG:HB3	1.70	0.56
23:AV:5:G:C2	23:AV:70:C:C2	2.93	0.56
22:AW:16:U:C6	22:AW:17:C:H5'	2.40	0.56
22:AW:30:G:N3	22:AW:31:A:C8	2.73	0.56
22:AW:8:U:O2	22:AW:21:A:C2	2.57	0.56
48:B1:3:LYS:O	48:B1:12:PRO:HD3	2.05	0.56
55:B8:23:VAL:CG1	55:B8:46:ARG:HB3	2.35	0.56
25:BA:1504:C:O2'	25:BA:1505:C:H5'	2.05	0.56
25:BA:2854:G:H2'	25:BA:2855:C:C6	2.41	0.56
25:BA:321:G:OP2	30:BF:136:THR:HG22	2.06	0.56
25:BA:311:A:C6	25:BA:328:U:C4	2.94	0.56
26:BB:55:U:O2'	26:BB:56:G:H5'	2.05	0.56
28:BD:248:SER:HB2	28:BD:249:PRO:HD2	1.88	0.56
29:BE:111:ARG:HD2	29:BE:160:TYR:HE1	1.70	0.56
31:BG:69:ALA:O	31:BG:90:LEU:HD22	2.06	0.56
31:BG:88:ILE:CD1	31:BG:89:GLY:N	2.68	0.56
36:BP:101:VAL:HG13	36:BP:106:LEU:HD23	1.87	0.56
40:BT:80:SER:HB3	40:BT:81:PRO:HD2	1.86	0.56
34:BN:42:TRP:CD1	41:BU:63:VAL:HG11	2.41	0.56
45:BY:28:LYS:HA	45:BY:39:VAL:N	2.18	0.56
1:CA:209:U:H4'	1:CA:211:G:C4	2.41	0.56
1:CA:307:C:H2'	1:CA:308:A:H8	1.69	0.56
20:CT:14:LYS:HA	20:CT:17:ARG:NE	2.19	0.56
22:CY:28:G:N3	22:CY:43:C:N3	2.54	0.56
49:D2:43:GLN:O	49:D2:44:LEU:CD2	2.53	0.56
25:DA:1880:C:H6	25:DA:1880:C:C5'	2.11	0.56
25:DA:1882:C:H5'	25:DA:1883:G:OP2	2.05	0.56
25:DA:1906:G:O2'	25:DA:1907:G:H5'	2.05	0.56
25:DA:524:U:H4'	25:DA:555:U:H4'	1.86	0.56
25:DA:744:G:OP1	29:DE:132:HIS:HB3	2.05	0.56
29:DE:111:ARG:HD2	29:DE:160:TYR:HE1	1.70	0.56
29:DE:3:GLY:HA3	29:DE:81:ILE:CG2	2.32	0.56

Continued on next page...

Continued from previous page...

Atom-1	Atom-2	Interatomic distance (Å)	Clash overlap (Å)
31:DG:170:ARG:NH2	31:DG:182:LYS:HG3	2.20	0.56
33:DI:120:ILE:HG22	33:DI:121:LYS:N	2.20	0.56
37:DQ:110:THR:OG1	37:DQ:112:GLU:HG2	2.05	0.56
25:DA:2710:C:OP1	38:DR:15:SER:HB2	2.05	0.56
38:DR:18:LEU:HD13	38:DR:18:LEU:C	2.25	0.56
38:DR:26:LYS:HE2	38:DR:71:GLN:H	1.70	0.56
38:DR:81:ASP:O	38:DR:82:GLU:HB2	2.05	0.56
41:DU:79:PHE:CE1	41:DU:106:PHE:CZ	2.94	0.56
46:DZ:150:LEU:HD23	46:DZ:171:ILE:CG1	2.32	0.56
1:AA:1301:C:H5'	19:AS:70:LYS:HG3	1.88	0.56
1:AA:256:U:N3	1:AA:259:U:OP2	2.28	0.56
1:AA:499:U:O2'	1:AA:502:C:N3	2.32	0.56
1:AA:773:A:OP1	23:AV:39:A:O2'	2.21	0.56
4:AD:166:LYS:HG3	4:AD:178:VAL:HG11	1.88	0.56
10:AJ:90:LEU:N	10:AJ:90:LEU:HD12	2.21	0.56
18:AR:25:THR:HG22	18:AR:42:ARG:NH1	2.21	0.56
6:AF:89:MET:SD	18:AR:76:LEU:HD21	2.46	0.56
19:AS:29:ARG:HD2	19:AS:29:ARG:N	2.20	0.56
22:AW:16:U:C3'	22:AW:17:C:H5'	2.36	0.56
53:B6:15:GLU:OE1	53:B6:18:ARG:HG3	2.06	0.56
25:BA:2526:G:N2	56:B9:2:LYS:HG3	2.13	0.56
25:BA:1573:G:H2'	25:BA:1574:C:H5'	1.86	0.56
25:BA:1794:U:H2'	25:BA:1795:C:C6	2.39	0.56
25:BA:2074:U:H2'	25:BA:2075:U:C6	2.40	0.56
25:BA:2308:G:O6	25:BA:2310:A:H2'	2.06	0.56
25:BA:311:A:O4'	25:BA:332:A:C4	2.59	0.56
27:BC:68:LEU:HD22	27:BC:180:PHE:CB	2.36	0.56
28:BD:267:SER:HA	28:BD:270:ILE:CG1	2.34	0.56
29:BE:110:GLY:HA2	29:BE:162:ALA:H	1.70	0.56
30:BF:3:GLU:CB	30:BF:24:LEU:HG	2.35	0.56
30:BF:7:TYR:HB3	30:BF:16:GLY:N	2.21	0.56
36:BP:52:GLU:HG3	36:BP:57:THR:OG1	2.05	0.56
36:BP:85:LEU:HD23	36:BP:85:LEU:N	2.18	0.56
38:BR:2:ARG:NH2	38:BR:5:LYS:HZ1	2.04	0.56
39:BS:89:ARG:HD2	39:BS:92:TYR:CA	2.33	0.56
41:BU:58:ARG:O	41:BU:62:ILE:HG12	2.06	0.56
34:BN:2:LYS:HE2	41:BU:95:LEU:HD21	1.88	0.56
43:BW:92:ARG:O	43:BW:93:ALA:HB3	2.05	0.56
2:CB:43:ASP:OD2	2:CB:46:LYS:HB2	2.06	0.56
3:CC:22:TRP:CZ3	3:CC:32:LEU:HB3	2.41	0.56
1:CA:1294:U:OP1	19:CS:6:LYS:HG3	2.04	0.56

Continued on next page...

Continued from previous page...

Atom-1	Atom-2	Interatomic distance (Å)	Clash overlap (Å)
23:CV:19:G:H1'	23:CV:59:A:C2	2.41	0.56
22:CW:19:G:H22	22:CW:56:C:H42	1.53	0.56
22:CW:61:C:H2'	22:CW:62:C:C6	2.40	0.56
22:CY:33:U:C3'	22:CY:34:G:H5''	2.35	0.56
51:D4:39:ARG:HH11	51:D4:39:ARG:HG2	1.71	0.56
53:D6:10:LEU:H	53:D6:10:LEU:HD22	1.71	0.56
25:DA:102:G:H4'	25:DA:102:G:OP1	2.06	0.56
25:DA:1210:A:H4'	25:DA:1211:U:O5'	2.05	0.56
25:DA:176:G:O2'	25:DA:177:G:H5'	2.05	0.56
25:DA:2126:A:H1'	25:DA:2127:G:O4'	2.05	0.56
25:DA:2127:G:O5'	27:DC:36:LYS:CE	2.54	0.56
25:DA:285:C:C2	25:DA:286:C:C6	2.94	0.56
25:DA:589:C:O2'	25:DA:590:A:H5'	2.04	0.56
13:CM:94:ARG:CZ	25:DA:887:A:H3'	2.35	0.56
29:DE:11:MET:CA	40:DT:8:LYS:HZ1	2.18	0.56
29:DE:143:ASN:HB2	29:DE:147:PRO:HD2	1.88	0.56
30:DF:132:VAL:CG2	30:DF:133:ASN:N	2.66	0.56
30:DF:32:LEU:HD22	30:DF:112:MET:HE2	1.87	0.56
30:DF:51:THR:HB	30:DF:88:VAL:HG11	1.87	0.56
32:DH:37:VAL:HG21	32:DH:72:ILE:HD11	1.87	0.56
25:DA:558:G:P	34:DN:111:PRO:HD2	2.46	0.56
34:DN:43:THR:HB	34:DN:46:VAL:HG12	1.88	0.56
35:DO:64:ARG:HG3	35:DO:83:ALA:HB3	1.87	0.56
36:DP:140:ALA:O	36:DP:141:ALA:HB3	2.06	0.56
36:DP:63:PRO:C	36:DP:65:ARG:H	2.09	0.56
25:DA:2876:G:P	40:DT:4:GLY:H	2.28	0.56
41:DU:79:PHE:HD2	41:DU:79:PHE:O	1.89	0.56
42:DV:18:LEU:CG	42:DV:19:LYS:H	2.18	0.56
45:DY:66:PRO:O	45:DY:67:LEU:CG	2.43	0.56
4:AD:92:VAL:O	4:AD:96:LEU:HD13	2.06	0.56
1:AA:1276:G:O3'	13:AM:14:ARG:NH1	2.39	0.56
20:AT:72:LEU:HD21	20:AT:77:ALA:CA	2.36	0.56
23:AV:50:G:O6	23:AV:66:C:N4	2.26	0.56
23:AV:76:C:OP1	25:BA:2602:A:C5'	2.54	0.56
22:AW:22:G:N2	22:AW:23:A:C4	2.74	0.56
22:AW:21:A:N7	22:AW:46:G:C5	2.74	0.56
53:B6:46:HIS:HD2	53:B6:46:HIS:O	1.88	0.56
25:BA:1108:U:H2'	25:BA:1109:C:H5'	1.88	0.56
25:BA:1750:G:O2'	25:BA:1751:C:H5'	2.06	0.56
25:BA:2301:C:H2'	25:BA:2302:G:O4'	2.06	0.56
25:BA:2737:G:H2'	25:BA:2738:A:C8	2.41	0.56

Continued on next page...

Continued from previous page...

Atom-1	Atom-2	Interatomic distance (Å)	Clash overlap (Å)
25:BA:500:G:N2	25:BA:502:A:H3'	2.20	0.56
25:BA:855:G:H2'	25:BA:856:C:C6	2.39	0.56
30:BF:32:LEU:HD22	30:BF:112:MET:HE2	1.87	0.56
31:BG:124:SER:HB2	31:BG:131:TYR:CE1	2.40	0.56
31:BG:47:LYS:CE	31:BG:81:LYS:HD2	2.35	0.56
34:BN:19:GLU:HG3	34:BN:20:GLY:N	2.20	0.56
38:BR:10:LEU:HB3	38:BR:17:ARG:CD	2.36	0.56
41:BU:33:ARG:O	41:BU:37:GLU:HG3	2.06	0.56
42:BV:21:ARG:HD3	42:BV:21:ARG:H	1.70	0.56
45:BY:81:LYS:HB3	45:BY:96:ILE:HG22	1.86	0.56
2:CB:57:PHE:HD2	2:CB:185:ILE:HD11	1.71	0.56
3:CC:62:ASP:O	3:CC:98:ASN:HB3	2.05	0.56
4:CD:112:VAL:HG13	4:CD:116:GLN:OE1	2.05	0.56
8:CH:12:ARG:HG2	8:CH:24:THR:HG21	1.88	0.56
10:CJ:61:GLU:OE1	14:CN:58:LYS:HE2	2.06	0.56
13:CM:100:GLY:O	13:CM:101:GLN:HG3	2.04	0.56
20:CT:72:LEU:HD21	20:CT:77:ALA:N	2.20	0.56
23:CV:30:G:H2'	23:CV:31:G:O4'	2.05	0.56
22:CW:30:G:N2	22:CW:41:C:N3	2.53	0.56
48:D1:82:LEU:HB3	48:D1:90:ILE:HD12	1.87	0.56
50:D3:44:ARG:O	50:D3:48:GLU:HG2	2.06	0.56
55:D8:4:MET:O	55:D8:62:LEU:HD11	2.05	0.56
55:D8:62:LEU:N	55:D8:63:PRO:CD	2.69	0.56
25:DA:839:U:H1'	25:DA:1191:G:H1'	1.87	0.56
25:DA:1259:G:O2'	25:DA:1260:G:H5'	2.06	0.56
25:DA:1602:U:H3'	25:DA:1603:A:C5'	2.36	0.56
25:DA:1652:A:C2'	25:DA:1653:G:C5'	2.84	0.56
25:DA:1750:G:O2'	25:DA:1751:C:H5'	2.06	0.56
25:DA:1813:G:H1'	28:DD:50:THR:OG1	2.06	0.56
25:DA:2390:U:C2'	25:DA:2391:G:H5'	2.31	0.56
25:DA:2692:C:H2'	25:DA:2693:A:H8	1.70	0.56
25:DA:271(J):C:C3'	25:DA:271(K):U:H5''	2.35	0.56
25:DA:2790:A:N3	25:DA:2790:A:H2'	2.19	0.56
25:DA:379:G:H2'	25:DA:380:U:H5''	1.87	0.56
25:DA:61:G:H1	25:DA:94:C:H42	1.54	0.56
25:DA:953:A:C2'	25:DA:954:G:H5'	2.36	0.56
29:DE:101:ARG:HD3	29:DE:169:ASN:HD21	1.70	0.56
31:DG:175:LEU:N	31:DG:175:LEU:HD12	2.20	0.56
34:DN:19:GLU:HG3	34:DN:20:GLY:N	2.20	0.56
25:DA:943:U:OP1	36:DP:38:GLN:HB3	2.06	0.56
25:DA:1278:A:C5'	38:DR:36:THR:HG22	2.36	0.56

Continued on next page...

Continued from previous page...

Atom-1	Atom-2	Interatomic distance (Å)	Clash overlap (Å)
25:DA:328:U:H4'	45:DY:68:HIS:CD2	2.41	0.56
1:AA:609:U:C2	1:AA:610:G:C8	2.94	0.56
1:AA:885:A:H2'	1:AA:886:A:H8	1.69	0.56
4:AD:30:LYS:HA	4:AD:35:ARG:CG	2.36	0.56
4:AD:65:ARG:HD3	4:AD:75:PHE:CD2	2.40	0.56
7:AG:108:ALA:O	7:AG:111:ARG:HB2	2.05	0.56
9:AI:92:TYR:N	9:AI:92:TYR:CD1	2.73	0.56
10:AJ:78:ASN:ND2	10:AJ:80:LYS:HB2	2.20	0.56
23:AV:17:C:H3'	23:AV:18:U:C5'	2.35	0.56
22:AW:8:U:C4	22:AW:13:C:C4	2.93	0.56
52:B5:37:LYS:HG3	52:B5:38:ALA:H	1.71	0.56
55:B8:62:LEU:N	55:B8:63:PRO:CD	2.69	0.56
25:BA:1570:A:H2'	25:BA:1571:A:C8	2.41	0.56
25:BA:1602:U:H3'	25:BA:1603:A:C5'	2.36	0.56
25:BA:1652:A:C2'	25:BA:1653:G:C5'	2.84	0.56
25:BA:1987:G:H8	25:BA:1987:G:C5'	2.19	0.56
25:BA:2352:A:C2'	25:BA:2353:G:H5'	2.36	0.56
25:BA:2377:A:H2'	25:BA:2378:A:C8	2.41	0.56
25:BA:2763:G:H8	25:BA:2763:G:H5'	1.70	0.56
25:BA:2836:U:H2'	25:BA:2837:G:C8	2.41	0.56
25:BA:536:A:H2'	25:BA:537:C:C6	2.40	0.56
30:BF:164:ARG:HH11	30:BF:164:ARG:HG2	1.69	0.56
30:BF:37:VAL:HG13	30:BF:184:TYR:HD1	1.71	0.56
31:BG:40:ASN:HB2	31:BG:91:ARG:CB	2.36	0.56
42:BV:21:ARG:HD3	42:BV:21:ARG:N	2.21	0.56
46:BZ:10:ARG:HH21	46:BZ:26:GLY:N	2.03	0.56
46:BZ:44:PHE:HE2	46:BZ:86:VAL:HG21	1.69	0.56
3:CC:182:ILE:HG12	3:CC:203:PHE:HD1	1.70	0.56
9:CI:64:THR:O	9:CI:64:THR:HG23	2.06	0.56
15:CO:75:PRO:O	15:CO:79:ARG:HG3	2.05	0.56
17:CQ:77:VAL:O	17:CQ:78:GLU:CB	2.54	0.56
20:CT:30:LYS:HE3	20:CT:80:ARG:HH21	1.70	0.56
22:CW:40:C:H6	22:CW:40:C:O5'	1.88	0.56
22:CW:5:G:C2	22:CW:69:G:N2	2.74	0.56
25:DA:2815:C:O2	52:D5:43:HIS:HE1	1.89	0.56
25:DA:1495:A:N3	25:DA:1495:A:H2'	2.21	0.56
25:DA:1686:C:H2'	25:DA:1687:G:H5'	1.87	0.56
25:DA:2523:G:H5'	25:DA:2523:G:C8	2.41	0.56
25:DA:2543:G:H5'	25:DA:2543:G:H8	1.70	0.56
25:DA:2737:G:H2'	25:DA:2738:A:C8	2.41	0.56
25:DA:2787:C:H1'	29:DE:61:ARG:HG2	1.88	0.56

Continued on next page...

Continued from previous page...

Atom-1	Atom-2	Interatomic distance (Å)	Clash overlap (Å)
25:DA:2854:G:H2'	25:DA:2855:C:H6	1.70	0.56
25:DA:676:A:H2	25:DA:802:A:H61	1.53	0.56
28:DD:26:LYS:HZ3	28:DD:82:ILE:H	1.51	0.56
29:DE:184:VAL:CG1	29:DE:185:LYS:H	2.12	0.56
31:DG:9:ARG:NH1	31:DG:9:ARG:HG2	2.17	0.56
32:DH:41:MET:O	32:DH:42:ARG:C	2.43	0.56
32:DH:24:VAL:HG21	32:DH:72:ILE:HD13	1.88	0.56
33:DI:73:GLU:OE2	33:DI:137:PRO:HD2	2.06	0.56
34:DN:42:TRP:CD1	41:DU:63:VAL:HG11	2.41	0.56
39:DS:88:ASP:OD2	39:DS:89:ARG:N	2.38	0.56
1:AA:1081:G:H5'	1:AA:1082:C:OP2	2.06	0.56
1:AA:525:G:H5'	4:AD:41:GLY:HA3	1.88	0.56
2:AB:81:VAL:O	2:AB:81:VAL:HG12	2.06	0.56
3:AC:195:VAL:O	3:AC:196:LEU:HD22	2.06	0.56
4:AD:162:LEU:HD12	4:AD:181:MET:HE2	1.88	0.56
8:AH:86:ILE:HG13	8:AH:133:LEU:CD2	2.36	0.56
11:AK:127:LYS:CE	11:AK:127:LYS:HA	2.17	0.56
11:AK:48:ILE:HG23	11:AK:63:LEU:HD22	1.87	0.56
12:AL:46:LYS:O	12:AL:47:LYS:O	2.24	0.56
14:AN:12:ARG:HB3	14:AN:14:PRO:HG2	1.88	0.56
17:AQ:76:LEU:HD12	17:AQ:77:VAL:N	2.21	0.56
17:AQ:77:VAL:O	17:AQ:78:GLU:HB3	2.05	0.56
23:AV:3:C:C3'	23:AV:4:G:C5'	2.83	0.56
48:B1:57:GLU:O	48:B1:58:ILE:O	2.24	0.56
49:B2:7:ARG:CG	49:B2:7:ARG:HH11	2.18	0.56
25:BA:1495:A:H2'	25:BA:1495:A:N3	2.21	0.56
25:BA:1686:C:H2'	25:BA:1687:G:H5'	1.88	0.56
25:BA:1830:C:H42	25:BA:1975:G:H1	1.54	0.56
25:BA:2233:U:H2'	25:BA:2234:G:C8	2.41	0.56
25:BA:379:G:H2'	25:BA:380:U:H5''	1.88	0.56
25:BA:796:C:H2'	25:BA:797:C:C6	2.41	0.56
28:BD:165:ILE:HD13	28:BD:175:LEU:CD2	2.35	0.56
29:BE:101:ARG:HD3	29:BE:169:ASN:HD21	1.70	0.56
30:BF:157:VAL:HB	30:BF:194:MET:CB	2.35	0.56
31:BG:7:LEU:HD22	31:BG:176:LEU:HD22	1.88	0.56
32:BH:17:VAL:HG11	32:BH:50:VAL:HG21	1.88	0.56
36:BP:140:ALA:O	36:BP:141:ALA:HB3	2.06	0.56
25:BA:598:G:H5'	36:BP:15:ARG:HB2	1.88	0.56
38:BR:12:ARG:HD3	38:BR:16:HIS:CE1	2.41	0.56
1:CA:1425:G:H3'	1:CA:1426:A:C5'	2.36	0.56
1:CA:737:C:H5'	1:CA:738:G:C8	2.38	0.56

Continued on next page...

Continued from previous page...

Atom-1	Atom-2	Interatomic distance (Å)	Clash overlap (Å)
2:CB:48:MET:CA	2:CB:51:LEU:HD12	2.29	0.56
3:CC:99:VAL:HG23	3:CC:99:VAL:O	2.06	0.56
5:CE:145:LYS:O	5:CE:149:GLU:HG2	2.05	0.56
8:CH:68:ARG:O	8:CH:69:ARG:HG3	2.05	0.56
10:CJ:30:SER:HA	10:CJ:80:LYS:HD3	1.88	0.56
12:CL:28:LYS:C	12:CL:30:ALA:N	2.55	0.56
14:CN:57:ARG:HG2	14:CN:58:LYS:N	2.21	0.56
20:CT:53:LEU:HB3	20:CT:102:GLY:HA3	1.88	0.56
21:CU:6:ARG:NE	21:CU:15:ARG:HH12	2.04	0.56
25:DA:1388:G:O2'	25:DA:1389:G:H5'	2.04	0.56
25:DA:1973:G:H2'	25:DA:1974:C:C6	2.41	0.56
25:DA:1987:G:C5'	25:DA:1987:G:H8	2.19	0.56
25:DA:2364:C:H2'	25:DA:2365:G:O4'	2.05	0.56
25:DA:302:C:C2'	25:DA:303:U:H5'	2.35	0.56
25:DA:481:G:H2'	25:DA:507:A:N1	2.21	0.56
25:DA:649:G:H2'	25:DA:650:C:H6	1.68	0.56
31:DG:124:SER:HB2	31:DG:131:TYR:CE1	2.41	0.56
32:DH:94:TYR:CE2	32:DH:160:LYS:HB3	2.40	0.56
37:DQ:32:TYR:OH	37:DQ:111:GLU:HB2	2.05	0.56
41:DU:96:ALA:C	41:DU:98:LEU:N	2.59	0.56
25:DA:329:G:O6	45:DY:19:LYS:HB2	2.06	0.56
46:DZ:151:HIS:HA	46:DZ:170:THR:HA	1.88	0.56
1:AA:1230:C:O2	1:AA:1269:A:N6	2.38	0.56
1:AA:1374:G:N2	1:AA:1479:A:H8	2.04	0.56
2:AB:54:THR:O	2:AB:58:ILE:HG12	2.06	0.56
3:AC:173:VAL:HG12	3:AC:173:VAL:O	2.06	0.56
3:AC:35:GLU:O	3:AC:39:ILE:HG13	2.06	0.56
8:AH:41:ARG:O	8:AH:41:ARG:HG2	2.05	0.56
7:AG:153:HIS:CE1	11:AK:57:THR:HG23	2.41	0.56
12:AL:28:LYS:HG3	12:AL:33:ARG:HH12	1.70	0.56
12:AL:46:LYS:CG	12:AL:47:LYS:N	2.58	0.56
12:AL:87:GLY:HA2	12:AL:98:TYR:HA	1.87	0.56
15:AO:60:VAL:CG2	25:BA:715:G:H1'	2.36	0.56
17:AQ:32:TYR:O	17:AQ:34:LYS:N	2.39	0.56
24:AX:16:A:H2'	24:AX:17:U:O4'	2.05	0.56
22:AY:29:G:C6	22:AY:42:C:N3	2.74	0.56
53:B6:47:THR:HG22	53:B6:48:VAL:N	2.21	0.56
36:BP:65:ARG:HH12	55:B8:15:LYS:HB2	1.68	0.56
55:B8:53:PRO:HA	55:B8:56:GLU:HB2	1.88	0.56
25:BA:1464:C:H4'	25:BA:1528(A):A:C1'	2.35	0.56
25:BA:1747(A):G:H2'	25:BA:1748:G:C5'	2.30	0.56

Continued on next page...

Continued from previous page...

Atom-1	Atom-2	Interatomic distance (Å)	Clash overlap (Å)
25:BA:2094:G:OP1	33:BI:22:LYS:HD2	2.05	0.56
25:BA:2201:C:O2'	25:BA:2202:C:H5'	2.05	0.56
25:BA:2320:A:H2'	25:BA:2320:A:N3	2.21	0.56
25:BA:2481:G:O2'	25:BA:2482:G:P	2.64	0.56
25:BA:2684:U:P	40:BT:60:THR:HG21	2.46	0.56
25:BA:272:G:C2	25:BA:421:U:C5	2.93	0.56
25:BA:301:G:H1'	25:BA:302:C:C6	2.40	0.56
25:BA:379:G:C8	25:BA:380:U:C6	2.94	0.56
25:BA:752:A:O2'	25:BA:753:C:OP2	2.21	0.56
26:BB:30:C:H2'	26:BB:31:C:O4'	2.06	0.56
29:BE:3:GLY:HA3	29:BE:81:ILE:CG2	2.32	0.56
26:BB:56:G:OP1	31:BG:27:ASN:OD1	2.24	0.56
33:BI:94:ALA:HB1	33:BI:111:PRO:CA	2.36	0.56
34:BN:43:THR:HB	34:BN:46:VAL:HG12	1.88	0.56
36:BP:81:GLN:HG2	36:BP:106:LEU:CD1	2.35	0.56
41:BU:96:ALA:C	41:BU:98:LEU:N	2.59	0.56
1:CA:298:A:O2'	1:CA:538:C:O2'	2.21	0.56
1:CA:909:C:C5	7:CG:3:ARG:HD3	2.41	0.56
3:CC:173:VAL:HG12	3:CC:175:LEU:CD1	2.35	0.56
5:CE:101:ILE:N	5:CE:101:ILE:HD13	2.21	0.56
8:CH:58:TYR:O	8:CH:59:LEU:HD23	2.06	0.56
10:CJ:40:LEU:HB2	10:CJ:41:PRO:CD	2.21	0.56
13:CM:100:GLY:O	13:CM:101:GLN:CB	2.52	0.56
18:CR:44:LEU:CD1	18:CR:79:LEU:HD22	2.36	0.56
18:CR:53:ARG:NH2	18:CR:60:ALA:N	2.54	0.56
20:CT:30:LYS:CE	20:CT:80:ARG:HH21	2.19	0.56
47:D0:23:VAL:HG22	47:D0:38:VAL:HG22	1.87	0.56
25:DA:142:A:C8	25:DA:1408:C:H1'	2.41	0.56
25:DA:1647:G:H3'	25:DA:1647:G:P	2.46	0.56
25:DA:2126:A:N1	25:DA:2162:G:O2'	2.31	0.56
25:DA:2308:G:O6	25:DA:2310:A:H2'	2.06	0.56
25:DA:2330:G:C2'	25:DA:2331:G:O5'	2.54	0.56
25:DA:2763:G:H5'	25:DA:2763:G:H8	1.70	0.56
30:DF:127:GLU:O	30:DF:129:PHE:N	2.34	0.56
30:DF:37:VAL:HG13	30:DF:184:TYR:HD1	1.71	0.56
31:DG:40:ASN:HB2	31:DG:91:ARG:CB	2.36	0.56
35:DO:68:GLU:OE1	35:DO:78:ARG:NH1	2.39	0.56
36:DP:83:VAL:HG11	36:DP:112:LEU:HD21	1.88	0.56
25:DA:1455:G:C8	38:DR:60:LEU:HD11	2.41	0.56
40:DT:16:ARG:NH1	40:DT:18:ASP:OD1	2.39	0.56
41:DU:58:ARG:O	41:DU:62:ILE:HG12	2.06	0.56

Continued on next page...

Continued from previous page...

Atom-1	Atom-2	Interatomic distance (Å)	Clash overlap (Å)
42:DV:21:ARG:N	42:DV:21:ARG:HD3	2.21	0.56
1:AA:440:G:H1	1:AA:472:C:H42	1.55	0.55
3:AC:129:ALA:HB3	3:AC:132:ARG:HD2	1.88	0.55
8:AH:64:LYS:CG	8:AH:79:VAL:HG21	2.36	0.55
9:AI:64:THR:HG23	9:AI:64:THR:O	2.06	0.55
12:AL:28:LYS:HE2	12:AL:33:ARG:NH2	2.15	0.55
13:AM:84:ILE:HG12	19:AS:66:MET:HE1	1.88	0.55
22:AW:39:U:H3'	22:AW:39:U:O2	2.06	0.55
48:B1:88:LYS:C	48:B1:88:LYS:HD3	2.26	0.55
55:B8:23:VAL:HG12	55:B8:46:ARG:HH11	1.71	0.55
25:BA:1436:G:C3'	25:BA:1437:C:H5''	2.36	0.55
25:BA:2352:A:H2'	25:BA:2353:G:H5'	1.88	0.55
25:BA:2894:G:H2'	25:BA:2894:G:N3	2.21	0.55
25:BA:311:A:O4'	25:BA:332:A:C5	2.59	0.55
25:BA:2126:A:C5'	27:BC:36:LYS:HG2	2.36	0.55
28:BD:97:TYR:CE1	28:BD:103:ARG:HG3	2.40	0.55
29:BE:3:GLY:CA	29:BE:81:ILE:HG21	2.34	0.55
31:BG:17:PRO:HA	31:BG:20:ILE:HG13	1.89	0.55
31:BG:18:GLU:O	31:BG:22:ARG:HG3	2.06	0.55
31:BG:2:PRO:HD3	51:B4:51:TYR:CD1	2.34	0.55
36:BP:83:VAL:HG11	36:BP:112:LEU:HD21	1.88	0.55
38:BR:81:ASP:O	38:BR:82:GLU:HB2	2.05	0.55
41:BU:98:LEU:O	41:BU:101:ARG:O	2.25	0.55
1:CA:1053:C:H2'	1:CA:1054:G:C8	2.41	0.55
1:CA:1358:U:H2'	1:CA:1359:A:C8	2.41	0.55
1:CA:174:U:H2'	1:CA:175:G:H5'	1.89	0.55
3:CC:131:ARG:HH12	3:CC:135:LYS:HE3	1.71	0.55
3:CC:150:LYS:HG3	3:CC:169:ALA:HB2	1.88	0.55
3:CC:195:VAL:C	3:CC:196:LEU:HD22	2.26	0.55
9:CI:53:VAL:HG11	9:CI:85:LEU:HD22	1.86	0.55
10:CJ:50:ILE:HG23	10:CJ:60:ARG:HD3	1.88	0.55
1:CA:1283:U:P	13:CM:13:LYS:HZ3	2.30	0.55
24:CX:16:A:H2'	24:CX:17:U:C6	2.41	0.55
25:DA:517:C:OP1	52:D5:16:ARG:NH2	2.40	0.55
25:DA:1162:G:H4'	42:DV:24:LYS:HB2	1.88	0.55
25:DA:585:G:H2'	25:DA:1251:C:H42	1.69	0.55
25:DA:2022:U:O2'	25:DA:2617:C:H5'	2.06	0.55
26:DB:92:C:C2'	26:DB:93:G:H8	2.07	0.55
36:DP:99:LEU:HA	36:DP:102:ARG:NH2	2.18	0.55
41:DU:69:CYS:SG	41:DU:79:PHE:HD1	2.29	0.55
1:AA:1077:U:OP1	1:AA:1090:G:N2	2.23	0.55

Continued on next page...

Continued from previous page...

Atom-1	Atom-2	Interatomic distance (Å)	Clash overlap (Å)
1:AA:550:G:C2	1:AA:551:G:H1'	2.41	0.55
1:AA:564:G:N2	1:AA:743:G:N7	2.53	0.55
3:AC:178:LEU:C	3:AC:180:ALA:H	2.10	0.55
3:AC:195:VAL:HG12	3:AC:196:LEU:H	1.70	0.55
4:AD:22:LYS:HD3	4:AD:26:CYS:SG	2.46	0.55
8:AH:10:LEU:HD23	8:AH:83:ILE:CD1	2.23	0.55
16:AP:68:ASP:O	16:AP:71:ARG:HG2	2.06	0.55
20:AT:13:LEU:C	20:AT:13:LEU:HD12	2.26	0.55
22:AW:31:A:C2	22:AW:32:U:O2	2.59	0.55
56:B9:24:TYR:CE2	56:B9:35:ARG:HG3	2.42	0.55
25:BA:1210:A:H4'	25:BA:1211:U:O5'	2.06	0.55
25:BA:1259:G:O2'	25:BA:1260:G:H5'	2.06	0.55
25:BA:142:A:C8	25:BA:1408:C:H1'	2.41	0.55
25:BA:2223:G:H2'	25:BA:2224:G:H5'	1.88	0.55
25:BA:271(J):C:C3'	25:BA:271(K):U:H5''	2.35	0.55
25:BA:285:C:C2	25:BA:286:C:C6	2.93	0.55
25:BA:395:U:H2'	25:BA:396:G:N7	2.20	0.55
25:BA:651:G:OP1	55:B8:19:SER:HB2	2.06	0.55
25:BA:587:C:C5	25:BA:671:C:H1'	2.41	0.55
29:BE:1:MET:HA	29:BE:200:GLU:OE1	2.07	0.55
32:BH:19:VAL:HG11	32:BH:43:VAL:O	2.07	0.55
33:BI:73:GLU:OE2	33:BI:137:PRO:HD2	2.06	0.55
36:BP:85:LEU:HA	36:BP:88:LEU:HD22	1.89	0.55
37:BQ:112:GLU:HG3	37:BQ:113:GLN:N	2.20	0.55
41:BU:92:ARG:C	41:BU:94:ASN:H	2.08	0.55
42:BV:34:GLU:O	42:BV:36:PRO:HD3	2.05	0.55
1:CA:1052:U:H2'	1:CA:1053:C:H6	1.71	0.55
1:CA:1238:U:OP2	1:CA:1238:U:H4'	2.06	0.55
1:CA:767:C:H4'	25:DA:1837:C:OP1	2.06	0.55
3:CC:178:LEU:C	3:CC:180:ALA:H	2.10	0.55
4:CD:53:ASP:HB3	4:CD:57:ARG:NH1	2.13	0.55
15:CO:82:ILE:HD11	15:CO:88:ARG:HB2	1.88	0.55
23:CV:20:G:C2	23:CV:58:A:N3	2.75	0.55
48:D1:52:ARG:HH21	48:D1:52:ARG:HG3	1.71	0.55
48:D1:88:LYS:HD3	48:D1:88:LYS:C	2.26	0.55
25:DA:61:G:OP1	49:D2:51:ARG:HB3	2.07	0.55
50:D3:35:ARG:HG3	50:D3:35:ARG:HH11	1.71	0.55
53:D6:13:CYS:O	53:D6:21:TYR:HA	2.07	0.55
25:DA:144:C:H2'	25:DA:145:G:C8	2.38	0.55
25:DA:2745:C:H4'	32:DH:142:GLY:O	2.05	0.55
25:DA:2774:C:H2'	25:DA:2775:A:O4'	2.05	0.55

Continued on next page...

Continued from previous page...

Atom-1	Atom-2	Interatomic distance (Å)	Clash overlap (Å)
25:DA:2854:G:H2'	25:DA:2855:C:C6	2.41	0.55
25:DA:307:G:C8	25:DA:307:G:O5'	2.56	0.55
25:DA:311:A:C6	25:DA:328:U:C4	2.94	0.55
25:DA:471:A:H2'	25:DA:472:A:C8	2.41	0.55
25:DA:587:C:C5	25:DA:671:C:H1'	2.42	0.55
29:DE:111:ARG:HD2	29:DE:160:TYR:CE1	2.41	0.55
29:DE:179:GLU:O	29:DE:180:ASN:HB2	2.06	0.55
30:DF:20:LEU:HB3	30:DF:23:ASP:OD2	2.07	0.55
31:DG:7:LEU:HD22	31:DG:176:LEU:HD22	1.88	0.55
33:DI:82:ARG:HG3	33:DI:82:ARG:NH1	2.22	0.55
25:DA:1141:U:OP1	34:DN:25:ARG:NH1	2.39	0.55
43:DW:8:ARG:HA	43:DW:102:HIS:HD2	1.71	0.55
43:DW:73:ALA:O	43:DW:106:ILE:HG12	2.07	0.55
45:DY:54:LYS:C	45:DY:55:TYR:CD2	2.79	0.55
1:AA:516:A:OP1	1:AA:516:A:H3'	2.06	0.55
1:AA:740:U:H2'	1:AA:741:G:O4'	2.05	0.55
4:AD:176:LEU:HD12	4:AD:182:LYS:O	2.06	0.55
10:AJ:42:THR:HG23	10:AJ:68:HIS:HA	1.88	0.55
19:AS:53:ASN:O	19:AS:77:THR:HG22	2.06	0.55
23:AV:22:A:C2	23:AV:49:C:C5	2.94	0.55
22:AW:23:A:C6	22:AW:24:G:C6	2.94	0.55
25:BA:1269:A:H2'	25:BA:1270:C:C6	2.41	0.55
25:BA:1335:U:O2'	25:BA:1336:A:H5'	2.07	0.55
25:BA:1486:A:N6	25:BA:1504:C:H42	2.04	0.55
25:BA:1541:G:O6	25:BA:1542:A:N6	2.40	0.55
25:BA:1819:A:HO2'	25:BA:1820:U:P	2.28	0.55
25:BA:1953:A:H2	25:BA:2549:G:N3	2.03	0.55
25:BA:2364:C:H2'	25:BA:2365:G:O4'	2.06	0.55
25:BA:2580:U:H5'	29:BE:131:ALA:HB2	1.87	0.55
25:BA:2729:G:H1'	29:BE:187:ALA:HB2	1.88	0.55
25:BA:2774:C:H2'	25:BA:2775:A:O4'	2.05	0.55
25:BA:353:G:N1	25:BA:354:G:N7	2.55	0.55
25:BA:471:A:H2'	25:BA:472:A:C8	2.41	0.55
25:BA:601:C:O2'	25:BA:605:C:H5''	2.06	0.55
25:BA:676:A:H2	25:BA:802:A:H61	1.53	0.55
28:BD:79:VAL:O	28:BD:79:VAL:HG12	2.06	0.55
29:BE:111:ARG:HD2	29:BE:160:TYR:CE1	2.41	0.55
25:BA:322:A:OP2	30:BF:169:ASN:HB2	2.06	0.55
30:BF:51:THR:HB	30:BF:88:VAL:HG11	1.87	0.55
31:BG:85:GLY:O	31:BG:87:PRO:HD2	2.05	0.55
33:BI:120:ILE:HG22	33:BI:121:LYS:N	2.20	0.55

Continued on next page...

Continued from previous page...

Atom-1	Atom-2	Interatomic distance (Å)	Clash overlap (Å)
37:BQ:57:HIS:CE1	37:BQ:116:GLU:HB3	2.41	0.55
44:BX:57:LEU:HD13	44:BX:78:LYS:O	2.06	0.55
37:BQ:141:GLN:C	46:BZ:53:ILE:O	2.45	0.55
1:CA:1246:G:H2'	1:CA:1247:G:O4'	2.07	0.55
1:CA:187:C:H1'	1:CA:191:G:N2	2.21	0.55
1:CA:348:A:H8	1:CA:348:A:H5'	1.71	0.55
1:CA:483:G:H2'	1:CA:484:C:C6	2.41	0.55
1:CA:930:G:C5'	1:CA:942:A:H61	2.19	0.55
2:CB:113:HIS:O	2:CB:117:GLU:HG3	2.07	0.55
2:CB:97:TRP:HH2	2:CB:176:GLU:CD	2.10	0.55
8:CH:10:LEU:HD23	8:CH:83:ILE:CD1	2.23	0.55
10:CJ:15:THR:O	10:CJ:94:VAL:HG21	2.06	0.55
12:CL:41:ARG:NH1	12:CL:41:ARG:CB	2.69	0.55
12:CL:83:VAL:HG12	12:CL:84:LEU:N	2.22	0.55
19:CS:29:ARG:HD2	19:CS:29:ARG:N	2.21	0.55
22:CW:76:A:C2	25:DA:2421:G:C6	2.94	0.55
22:CW:6:G:O2'	22:CW:7:A:H5'	2.06	0.55
55:D8:8:LYS:O	55:D8:12:LYS:HG3	2.06	0.55
55:D8:23:VAL:HG12	55:D8:46:ARG:HH11	1.71	0.55
25:DA:1486:A:N6	25:DA:1504:C:H42	2.04	0.55
25:DA:2352:A:H2'	25:DA:2353:G:H5'	1.88	0.55
25:DA:2836:U:H2'	25:DA:2837:G:C8	2.41	0.55
25:DA:2894:G:H2'	25:DA:2894:G:N3	2.21	0.55
25:DA:311:A:O4'	25:DA:332:A:C5	2.59	0.55
25:DA:311:A:H5'	25:DA:332:A:C2	2.42	0.55
25:DA:445:C:OP1	41:DU:2:PRO:HA	2.07	0.55
25:DA:969:U:OP1	50:D3:17:LYS:HD3	2.06	0.55
26:DB:14:U:H5'	26:DB:71:C:O4'	2.06	0.55
28:DD:248:SER:HB2	28:DD:249:PRO:HD2	1.88	0.55
28:DD:33:LEU:HD12	28:DD:33:LEU:N	2.17	0.55
28:DD:77:ALA:HB1	28:DD:96:HIS:O	2.06	0.55
29:DE:1:MET:HA	29:DE:200:GLU:OE1	2.07	0.55
32:DH:97:ARG:O	32:DH:98:LEU:HB2	2.06	0.55
33:DI:77:LEU:HD21	33:DI:104:GLN:OE1	2.06	0.55
33:DI:82:ARG:HH11	33:DI:82:ARG:HG3	1.70	0.55
36:DP:50:ARG:O	36:DP:57:THR:HG22	2.06	0.55
41:DU:62:ILE:HD12	41:DU:76:TYR:CE1	2.42	0.55
41:DU:92:ARG:HH11	41:DU:92:ARG:CG	2.19	0.55
42:DV:19:LYS:HZ3	42:DV:20:LEU:HB2	1.71	0.55
44:DX:60:ARG:HH22	54:D7:47:ARG:NE	2.04	0.55
25:DA:904:C:O2'	46:DZ:169:GLU:CD	2.45	0.55

Continued on next page...

Continued from previous page...

Atom-1	Atom-2	Interatomic distance (Å)	Clash overlap (Å)
1:AA:1091:C:H2'	1:AA:1092:A:O4'	2.05	0.55
1:AA:1261:A:O4'	10:AJ:41:PRO:HG3	2.06	0.55
1:AA:460:G:H2'	1:AA:461:G:H8	1.70	0.55
1:AA:940:G:N2	1:AA:949:C:O2	2.39	0.55
2:AB:114:ARG:NH1	2:AB:118:LEU:HD21	2.21	0.55
6:AF:51:PRO:HA	6:AF:56:PRO:HA	1.88	0.55
8:AH:68:ARG:O	8:AH:69:ARG:HG3	2.07	0.55
18:AR:44:LEU:CD1	18:AR:79:LEU:HD22	2.37	0.55
23:AV:4:G:C2	23:AV:5:G:N9	2.74	0.55
53:B6:11:LEU:HG	53:B6:26:ASN:HD21	1.72	0.55
55:B8:6:THR:HB	55:B8:63:PRO:HG3	1.87	0.55
56:B9:24:TYR:O	56:B9:25:VAL:HG23	2.06	0.55
25:BA:1658:C:C4	25:BA:1659:U:C4	2.95	0.55
25:BA:1819:A:O4'	25:BA:1821:A:C4	2.60	0.55
25:BA:2022:U:O2'	25:BA:2617:C:H5'	2.06	0.55
25:BA:271(M):G:C2'	25:BA:271(N):U:H5''	2.34	0.55
25:BA:302:C:C2'	25:BA:303:U:H5'	2.35	0.55
26:BB:35:U:O2'	26:BB:36:C:H5'	2.06	0.55
30:BF:67:GLN:CG	30:BF:67:GLN:O	2.41	0.55
31:BG:43:LEU:HB2	31:BG:88:ILE:CD1	2.35	0.55
32:BH:18:GLU:HB3	32:BH:25:LYS:HZ3	1.71	0.55
34:BN:26:LEU:HD21	34:BN:30:ILE:HD11	1.89	0.55
25:BA:873:G:O3'	37:BQ:63:LYS:HE2	2.06	0.55
39:BS:54:LEU:C	39:BS:56:LEU:H	2.10	0.55
41:BU:69:CYS:SG	41:BU:79:PHE:HD1	2.29	0.55
44:BX:25:LYS:HZ2	44:BX:80:ILE:HD11	1.71	0.55
2:CB:171:ALA:HA	2:CB:174:VAL:HG23	1.87	0.55
3:CC:70:VAL:HG12	3:CC:72:LYS:N	2.22	0.55
8:CH:29:SER:HB3	8:CH:32:LYS:HB2	1.88	0.55
9:CI:47:LEU:C	9:CI:49:PRO:HD2	2.26	0.55
10:CJ:42:THR:HG23	10:CJ:68:HIS:HA	1.88	0.55
17:CQ:62:SER:CB	17:CQ:72:ARG:HG3	2.37	0.55
22:CW:21:A:C4	22:CW:48:C:C4	2.95	0.55
25:DA:61:G:C8	49:D2:47:ASN:HB3	2.41	0.55
25:DA:1479:G:H5'	25:DA:1558:A:H2	1.72	0.55
23:CV:25:U:O2'	25:DA:1923:U:H5''	2.06	0.55
25:DA:2171:A:C4	25:DA:2172:U:C4	2.94	0.55
25:DA:2302:G:H21	31:DG:128:ARG:CG	2.17	0.55
25:DA:2377:A:H2'	25:DA:2378:A:C8	2.41	0.55
25:DA:271(H):G:O6	25:DA:271(Q):G:O6	2.24	0.55
25:DA:2732:G:C2'	25:DA:2733:A:H5'	2.36	0.55

Continued on next page...

Continued from previous page...

Atom-1	Atom-2	Interatomic distance (Å)	Clash overlap (Å)
25:DA:752:A:O2'	25:DA:753:C:OP2	2.21	0.55
25:DA:918:A:N3	26:DB:80:U:H4'	2.21	0.55
26:DB:89:G:C2'	26:DB:90:A:H5'	2.36	0.55
28:DD:13:ARG:O	28:DD:13:ARG:HG2	2.05	0.55
29:DE:132:HIS:NE2	29:DE:135:HIS:CE1	2.73	0.55
31:DG:18:GLU:O	31:DG:22:ARG:HG3	2.06	0.55
31:DG:69:ALA:O	31:DG:90:LEU:HD22	2.06	0.55
32:DH:41:MET:HG2	32:DH:52:VAL:HG12	1.89	0.55
36:DP:101:VAL:HG13	36:DP:106:LEU:HD23	1.88	0.55
37:DQ:57:HIS:CE1	37:DQ:116:GLU:HB3	2.41	0.55
37:DQ:70:PRO:HA	37:DQ:94:VAL:O	2.05	0.55
38:DR:12:ARG:HD3	38:DR:16:HIS:CE1	2.41	0.55
41:DU:98:LEU:HD21	42:DV:2:PHE:CZ	2.42	0.55
41:DU:98:LEU:O	41:DU:101:ARG:O	2.25	0.55
46:DZ:17:ALA:HA	46:DZ:20:ARG:HB2	1.88	0.55
1:AA:87:C:H2'	1:AA:88:G:H8	1.71	0.55
2:AB:96:ARG:N	2:AB:96:ARG:HD2	2.21	0.55
5:AE:40:ARG:HH11	5:AE:40:ARG:HG2	1.72	0.55
10:AJ:87:THR:OG1	10:AJ:88:LEU:N	2.40	0.55
15:AO:78:TYR:C	15:AO:80:ALA:N	2.60	0.55
22:AW:21:A:N6	22:AW:46:G:C4	2.75	0.55
25:BA:651:G:OP1	55:B8:19:SER:CB	2.55	0.55
25:BA:2015:A:C4	52:B5:6:VAL:HG23	2.41	0.55
25:BA:271(U):G:N3	25:BA:271(V):G:C8	2.75	0.55
25:BA:2762:G:C3'	25:BA:2763:G:H5''	2.35	0.55
25:BA:451:C:H41	25:BA:453:C:H3'	1.70	0.55
25:BA:747:U:OP2	52:B5:3:LYS:NZ	2.36	0.55
25:BA:93:G:H2'	25:BA:94:C:C6	2.42	0.55
27:BC:49:ILE:O	27:BC:51:PRO:HD3	2.06	0.55
28:BD:238:GLY:O	28:BD:239:ARG:O	2.25	0.55
32:BH:126:PRO:O	32:BH:127:GLU:CB	2.54	0.55
35:BO:73:ASP:OD1	35:BO:74:GLY:N	2.39	0.55
36:BP:128:HIS:CD2	36:BP:128:HIS:N	2.74	0.55
36:BP:17:LYS:O	36:BP:19:VAL:N	2.38	0.55
36:BP:34:GLY:O	36:BP:35:HIS:HB2	2.06	0.55
38:BR:17:ARG:HH11	38:BR:17:ARG:HG2	1.70	0.55
39:BS:19:LYS:HB3	39:BS:20:ARG:NH1	2.13	0.55
43:BW:73:ALA:O	43:BW:106:ILE:HG12	2.07	0.55
43:BW:8:ARG:HA	43:BW:102:HIS:HD2	1.71	0.55
1:CA:1074:A:H5''	7:CG:4:ARG:NH2	2.22	0.55
1:CA:953:G:H5'	1:CA:1339:U:O2'	2.07	0.55

Continued on next page...

Continued from previous page...

Atom-1	Atom-2	Interatomic distance (Å)	Clash overlap (Å)
1:CA:1381:C:C2	1:CA:1479:A:N6	2.75	0.55
1:CA:257:A:H2'	1:CA:258:A:C8	2.42	0.55
1:CA:262:C:C6	1:CA:262:C:C5'	2.85	0.55
1:CA:745:C:H2'	1:CA:746:G:C8	2.42	0.55
3:CC:79:ARG:HG3	3:CC:82:GLU:OE2	2.07	0.55
4:CD:8:VAL:O	4:CD:10:ARG:N	2.31	0.55
8:CH:6:ILE:HG22	8:CH:10:LEU:HD11	1.88	0.55
10:CJ:4:ILE:HB	10:CJ:74:ILE:CD1	2.35	0.55
17:CQ:74:LEU:HD12	17:CQ:75:ARG:HG2	1.88	0.55
20:CT:44:ALA:HB1	20:CT:88:VAL:HG13	1.89	0.55
20:CT:36:LEU:HB3	20:CT:59:ALA:HB2	1.87	0.55
48:D1:81:LYS:HG2	48:D1:83:GLU:OE1	2.06	0.55
52:D5:37:LYS:HG3	52:D5:38:ALA:H	1.71	0.55
55:D8:52:LYS:N	55:D8:53:PRO:CD	2.68	0.55
25:DA:105:C:C4	25:DA:106:C:N4	2.75	0.55
25:DA:1494:A:C2'	25:DA:1495:A:H5''	2.37	0.55
25:DA:2082:A:H2'	25:DA:2083:G:O4'	2.07	0.55
25:DA:2223:G:H2'	25:DA:2224:G:H5'	1.88	0.55
25:DA:572:A:H5''	25:DA:573:G:OP2	2.06	0.55
25:DA:601:C:O2'	25:DA:605:C:H5''	2.06	0.55
25:DA:796:C:H2'	25:DA:797:C:C6	2.41	0.55
13:CM:94:ARG:NH2	25:DA:887:A:N9	2.54	0.55
26:DB:85:G:N1	26:DB:93:G:C5	2.75	0.55
33:DI:125:GLU:OE1	33:DI:125:GLU:HA	2.07	0.55
36:DP:47:ASP:HB3	36:DP:48:PRO:HA	1.86	0.55
37:DQ:112:GLU:HG3	37:DQ:113:GLN:N	2.20	0.55
38:DR:10:LEU:HB3	38:DR:17:ARG:CD	2.36	0.55
40:DT:16:ARG:HG3	40:DT:79:HIS:HA	1.88	0.55
1:AA:1209:C:H2'	1:AA:1210:A:C8	2.35	0.55
1:AA:363:U:OP2	33:DI:121:LYS:NZ	2.39	0.55
1:AA:720:A:H2'	1:AA:721:C:C6	2.42	0.55
2:AB:54:THR:HG23	2:AB:199:TYR:HB3	1.89	0.55
2:AB:74:LYS:C	2:AB:76:GLN:H	2.09	0.55
2:AB:9:GLU:O	2:AB:12:GLU:HB2	2.07	0.55
3:AC:112:SER:HB3	3:AC:115:LEU:HD12	1.89	0.55
7:AG:69:VAL:HG21	7:AG:104:LEU:HD21	1.88	0.55
11:AK:91:ARG:C	11:AK:91:ARG:HD2	2.27	0.55
13:AM:3:ARG:HH21	13:AM:7:VAL:HG13	1.71	0.55
14:AN:59:ALA:O	14:AN:60:SER:HB2	2.05	0.55
16:AP:65:GLN:N	16:AP:65:GLN:OE1	2.39	0.55
18:AR:53:ARG:NH1	18:AR:53:ARG:HG2	2.21	0.55

Continued on next page...

Continued from previous page...

Atom-1	Atom-2	Interatomic distance (Å)	Clash overlap (Å)
48:B1:52:ARG:HH21	48:B1:52:ARG:HG3	1.71	0.55
25:BA:2779:U:C6	25:BA:2781:A:C2	2.95	0.55
25:BA:311:A:H5'	25:BA:332:A:C2	2.42	0.55
25:BA:614(A):U:H4'	25:BA:614(B):G:C5'	2.37	0.55
25:BA:614(C):A:C4	30:BF:180:GLY:CA	2.89	0.55
32:BH:41:MET:HE2	32:BH:54:ARG:HA	1.89	0.55
38:BR:94:TYR:CD1	38:BR:94:TYR:N	2.75	0.55
1:CA:1259:U:H3'	1:CA:1259:U:H6	1.70	0.55
1:CA:711:A:H2'	1:CA:712:A:C8	2.41	0.55
1:CA:931:G:H21	1:CA:1208:A:H62	1.55	0.55
2:CB:9:GLU:O	2:CB:12:GLU:HB2	2.07	0.55
4:CD:166:LYS:HG3	4:CD:178:VAL:HG11	1.87	0.55
4:CD:31:CYS:C	4:CD:33:MET:N	2.60	0.55
4:AD:196:LEU:HA	6:CF:16:GLN:CG	2.36	0.55
6:CF:7:ASN:HD21	18:CR:34:TYR:HE1	1.54	0.55
7:CG:21:VAL:HG23	7:CG:22:LEU:N	2.22	0.55
8:CH:86:ILE:HG13	8:CH:133:LEU:CD2	2.36	0.55
10:CJ:83:GLU:C	10:CJ:85:LEU:H	2.09	0.55
13:CM:84:ILE:HG12	19:CS:66:MET:HE1	1.88	0.55
14:CN:24:CYS:HB3	14:CN:27:CYS:O	2.06	0.55
20:CT:99:LEU:C	20:CT:100:ILE:HD12	2.26	0.55
53:D6:15:GLU:OE1	53:D6:18:ARG:HG3	2.06	0.55
53:D6:16:CYS:O	53:D6:17:LYS:HB2	2.07	0.55
56:D9:24:TYR:CE2	56:D9:35:ARG:HG3	2.42	0.55
25:DA:1952:A:O5'	25:DA:1952:A:H8	1.90	0.55
25:DA:2127:G:OP1	27:DC:36:LYS:CE	2.55	0.55
25:DA:2695:C:H2'	25:DA:2696:U:C6	2.42	0.55
25:DA:285:C:H3'	25:DA:286:C:H5''	1.89	0.55
25:DA:500:G:N2	25:DA:502:A:H3'	2.20	0.55
22:CW:63:G:O2'	27:DC:53:ARG:HG2	2.06	0.55
36:DP:48:PRO:O	36:DP:49:ARG:C	2.45	0.55
37:DQ:54:MET:HB3	37:DQ:64:ILE:CD1	2.21	0.55
40:DT:24:PRO:C	40:DT:49:VAL:HG13	2.27	0.55
43:DW:68:ARG:HH22	43:DW:112:GLY:HA2	1.72	0.55
1:AA:1310:A:H2'	1:AA:1311:U:O4'	2.07	0.55
1:AA:26:A:N6	1:AA:541:G:H1'	2.22	0.55
1:AA:565:U:C2	1:AA:743:G:C6	2.94	0.55
4:AD:31:CYS:O	4:AD:31:CYS:SG	2.65	0.55
4:AD:58:LEU:HD22	4:AD:62:GLN:HG2	1.89	0.55
11:AK:48:ILE:CG2	11:AK:63:LEU:HD22	2.35	0.55
50:B3:35:ARG:HG3	50:B3:35:ARG:HH11	1.72	0.55

Continued on next page...

Continued from previous page...

Atom-1	Atom-2	Interatomic distance (Å)	Clash overlap (Å)
53:B6:16:CYS:O	53:B6:17:LYS:HB2	2.07	0.55
25:BA:2288:A:C2	25:BA:2325:G:C8	2.95	0.55
25:BA:2692:C:H2'	25:BA:2693:A:H8	1.70	0.55
25:BA:607:U:OP1	30:BF:102:PRO:HA	2.07	0.55
25:BA:848:G:H8	25:BA:848:G:H5'	1.72	0.55
25:BA:866:A:C2	25:BA:914:C:C6	2.95	0.55
28:BD:77:ALA:HB1	28:BD:96:HIS:O	2.06	0.55
30:BF:65:TRP:CZ3	30:BF:73:ALA:O	2.59	0.55
34:BN:131:GLN:NE2	34:BN:134:ARG:HD2	2.19	0.55
25:BA:2684:U:O2'	35:BO:68:GLU:OE1	2.25	0.55
41:BU:98:LEU:HD21	42:BV:2:PHE:CZ	2.42	0.55
46:BZ:158:PRO:HG2	46:BZ:161:VAL:HG21	1.87	0.55
2:CB:132:LYS:HA	2:CB:135:GLN:HG3	1.87	0.55
3:CC:70:VAL:CG1	3:CC:71:ALA:N	2.70	0.55
8:CH:53:VAL:HG12	8:CH:54:ASP:OD2	2.07	0.55
12:CL:27:LEU:N	12:CL:27:LEU:HD22	2.21	0.55
13:CM:25:ILE:N	13:CM:25:ILE:HD12	2.22	0.55
22:CY:36:A:N1	24:CX:20:U:C4	2.75	0.55
55:D8:62:LEU:N	55:D8:63:PRO:HD2	2.21	0.55
25:DA:1269:A:H2'	25:DA:1270:C:C6	2.41	0.55
25:DA:1615:C:O2'	25:DA:1616:A:C5'	2.55	0.55
25:DA:806:C:OP2	36:DP:39:LYS:CD	2.53	0.55
27:DC:49:ILE:O	27:DC:51:PRO:HD3	2.06	0.55
29:DE:16:ARG:NH1	29:DE:171:GLU:OE2	2.39	0.55
29:DE:91:VAL:HG13	29:DE:95:ILE:HG12	1.89	0.55
31:DG:115:ARG:HH12	31:DG:136:ARG:HD3	1.70	0.55
33:DI:114:LEU:HD23	33:DI:130:TYR:CE1	2.42	0.55
38:DR:84:ALA:HB3	38:DR:85:PRO:HD3	1.88	0.55
40:DT:55:ASN:ND2	40:DT:58:ASN:CG	2.60	0.55
41:DU:83:LEU:HG	41:DU:88:ILE:HD11	1.89	0.55
45:DY:27:VAL:HG12	45:DY:29:GLU:OE1	2.05	0.55
25:DA:299:A:H5''	45:DY:84:ARG:HH21	1.72	0.55
1:AA:1231:A:H4'	9:AI:68:GLY:N	2.22	0.55
1:AA:1275:G:H2'	1:AA:1276:G:C8	2.41	0.55
1:AA:345:G:H2'	1:AA:346:G:C8	2.42	0.55
2:AB:80:ILE:CD1	2:AB:211:ILE:HG22	2.36	0.55
4:AD:57:ARG:HH11	4:AD:57:ARG:HG3	1.71	0.55
9:AI:103:THR:HG22	9:AI:104:ARG:N	2.21	0.55
13:AM:82:MET:HG2	13:AM:82:MET:O	2.07	0.55
17:AQ:21:VAL:O	17:AQ:41:LYS:HA	2.07	0.55
18:AR:36:ASN:HD22	18:AR:39:VAL:CB	2.20	0.55

Continued on next page...

Continued from previous page...

Atom-1	Atom-2	Interatomic distance (Å)	Clash overlap (Å)
20:AT:50:GLU:CB	20:AT:100:ILE:CG1	2.74	0.55
22:AY:38:A:C6	22:AY:39:U:N3	2.74	0.55
48:B1:81:LYS:HG2	48:B1:83:GLU:OE1	2.06	0.55
25:BA:1647:G:H3'	25:BA:1647:G:P	2.46	0.55
25:BA:208:C:H2'	25:BA:209:C:C6	2.42	0.55
25:BA:2314:C:O2'	25:BA:2315:G:H5'	2.07	0.55
25:BA:2523:G:H5'	25:BA:2523:G:C8	2.41	0.55
25:BA:613:G:C6	25:BA:614:U:C4	2.95	0.55
25:BA:910:A:N9	37:BQ:13:GLN:OE1	2.40	0.55
25:BA:953:A:C2'	25:BA:954:G:H5'	2.36	0.55
28:BD:34:VAL:O	28:BD:34:VAL:HG22	2.07	0.55
30:BF:20:LEU:HB3	30:BF:23:ASP:OD2	2.07	0.55
30:BF:34:TRP:HB2	36:BP:10:PRO:O	2.06	0.55
33:BI:94:ALA:C	33:BI:96:ASP:H	2.10	0.55
34:BN:17:ASP:C	34:BN:19:GLU:H	2.10	0.55
34:BN:56:ASN:HA	34:BN:125:GLY:N	2.03	0.55
35:BO:88:ASN:OD1	35:BO:92:GLU:N	2.36	0.55
36:BP:23:PRO:HD2	36:BP:33:ARG:NH2	2.22	0.55
40:BT:82:LEU:O	40:BT:84:GLN:N	2.33	0.55
41:BU:29:SER:OG	41:BU:30:LYS:HE2	2.06	0.55
41:BU:79:PHE:O	41:BU:79:PHE:HD2	1.89	0.55
46:BZ:171:ILE:O	46:BZ:172:ALA:HB2	2.06	0.55
1:CA:1280:A:H5'	1:CA:1281:G:OP1	2.07	0.55
1:CA:59:A:H3'	1:CA:326:G:H22	1.72	0.55
2:CB:81:VAL:O	2:CB:81:VAL:HG12	2.07	0.55
4:CD:15:GLU:HG2	4:CD:63:LYS:CG	2.34	0.55
5:CE:33:VAL:HG22	5:CE:43:LEU:HD13	1.89	0.55
8:CH:6:ILE:H	8:CH:6:ILE:CD1	2.11	0.55
10:CJ:90:LEU:HD12	10:CJ:90:LEU:N	2.21	0.55
11:CK:127:LYS:CA	11:CK:127:LYS:HE2	2.22	0.55
13:CM:72:ALA:O	13:CM:75:ALA:HB3	2.07	0.55
18:CR:36:ASN:HD22	18:CR:39:VAL:CB	2.20	0.55
20:CT:33:ILE:HD12	20:CT:63:ILE:HG12	1.87	0.55
25:DA:1242:A:H5'	25:DA:1243:G:OP2	2.07	0.55
25:DA:1747(A):G:H2'	25:DA:1748:G:C5'	2.30	0.55
25:DA:2169:A:C2'	25:DA:2170:A:H5'	2.37	0.55
25:DA:2779:U:C6	25:DA:2781:A:C2	2.95	0.55
28:DD:32:SER:O	28:DD:36:PRO:HD2	2.07	0.55
25:DA:2635:C:H5''	29:DE:78:LEU:O	2.06	0.55
33:DI:1:MET:C	33:DI:20:ASP:HB2	2.28	0.55
25:DA:2485:G:H5''	37:DQ:46:GLN:HE21	1.71	0.55

Continued on next page...

Continued from previous page...

Atom-1	Atom-2	Interatomic distance (Å)	Clash overlap (Å)
40:DT:13:ARG:NH1	40:DT:13:ARG:HA	2.22	0.55
41:DU:33:ARG:O	41:DU:37:GLU:HG3	2.06	0.55
44:DX:57:LEU:HD13	44:DX:78:LYS:O	2.06	0.55
2:AB:43:ASP:OD2	2:AB:46:LYS:HB2	2.07	0.55
3:AC:182:ILE:HG12	3:AC:203:PHE:HD1	1.72	0.55
3:AC:20:SER:HB2	3:AC:40:ARG:NH2	2.17	0.55
12:AL:27:LEU:O	12:AL:29:GLY:N	2.40	0.55
17:AQ:77:VAL:O	17:AQ:78:GLU:CB	2.54	0.55
19:AS:10:PHE:CE2	19:AS:39:THR:OG1	2.56	0.55
55:B8:62:LEU:N	55:B8:63:PRO:HD2	2.21	0.55
25:BA:1242:A:H5'	25:BA:1243:G:OP2	2.07	0.55
25:BA:1494:A:C2'	25:BA:1495:A:H5''	2.37	0.55
25:BA:2036:C:C5'	25:BA:2036:C:H6	2.14	0.55
25:BA:2320:A:C8	25:BA:2333:A:N6	2.74	0.55
25:BA:290:G:O2'	25:BA:291:C:H5'	2.07	0.55
25:BA:71:A:H5''	25:BA:73:A:N7	2.21	0.55
26:BB:40:U:N3	26:BB:43:C:H5''	2.21	0.55
28:BD:158:ALA:HB3	28:BD:161:THR:CG2	2.36	0.55
28:BD:181:GLU:CA	28:BD:272:ALA:HB3	2.33	0.55
30:BF:53:THR:HG23	30:BF:55:GLY:N	2.20	0.55
31:BG:14:GLU:C	31:BG:17:PRO:HD2	2.27	0.55
32:BH:68:THR:C	32:BH:70:THR:N	2.60	0.55
33:BI:82:ARG:HG3	33:BI:82:ARG:NH1	2.21	0.55
36:BP:48:PRO:O	36:BP:49:ARG:C	2.43	0.55
36:BP:63:PRO:C	36:BP:65:ARG:H	2.09	0.55
40:BT:11:GLU:OE2	40:BT:11:GLU:N	2.39	0.55
40:BT:57:PHE:O	40:BT:59:THR:N	2.40	0.55
41:BU:92:ARG:CG	41:BU:92:ARG:HH11	2.19	0.55
44:BX:63:LYS:HA	44:BX:72:LYS:HA	1.88	0.55
45:BY:28:LYS:CB	45:BY:38:ILE:H	2.15	0.55
1:CA:1022:U:H2'	1:CA:1023:A:H8	1.72	0.55
1:CA:311:G:H2'	1:CA:312:G:C8	2.42	0.55
3:CC:129:ALA:HB3	3:CC:132:ARG:HD2	1.88	0.55
4:CD:30:LYS:HA	4:CD:35:ARG:CG	2.36	0.55
4:CD:92:VAL:O	4:CD:96:LEU:HD13	2.07	0.55
5:CE:41:VAL:CG1	5:CE:112:LEU:C	2.75	0.55
6:CF:12:PRO:HD2	6:CF:86:ARG:NH1	2.22	0.55
23:CV:17:C:H3'	23:CV:18:U:H5''	1.82	0.55
22:CY:28:G:N2	22:CY:42:C:N3	2.55	0.55
53:D6:11:LEU:HG	53:D6:26:ASN:HD21	1.72	0.55
25:DA:1175:U:H4'	25:DA:1176:G:C3'	2.37	0.55

Continued on next page...

Continued from previous page...

Atom-1	Atom-2	Interatomic distance (Å)	Clash overlap (Å)
1:CA:1400:A:N3	25:DA:1959:G:H1'	2.22	0.55
25:DA:1992:G:H8	25:DA:1992:G:P	2.30	0.55
25:DA:2463:C:C2'	25:DA:2464:C:H5'	2.28	0.55
25:DA:451:C:N4	25:DA:453:C:H3'	2.22	0.55
25:DA:93:G:H2'	25:DA:94:C:C6	2.42	0.55
30:DF:141:ALA:O	30:DF:144:LYS:HB3	2.07	0.55
26:DB:41:U:C5	31:DG:69:ALA:HB1	2.41	0.55
31:DG:85:GLY:O	31:DG:87:PRO:CD	2.54	0.55
32:DH:126:PRO:O	32:DH:127:GLU:CB	2.54	0.55
34:DN:56:ASN:HA	34:DN:125:GLY:N	2.03	0.55
38:DR:94:TYR:CD1	38:DR:94:TYR:N	2.75	0.55
40:DT:134:GLU:O	40:DT:136:GLN:N	2.40	0.55
41:DU:92:ARG:C	41:DU:94:ASN:H	2.08	0.55
43:DW:72:LYS:HB3	43:DW:106:ILE:O	2.05	0.55
1:AA:1267:A:H2'	1:AA:1268:A:O3'	2.07	0.55
1:AA:503:A:N1	1:AA:519:C:H1'	2.22	0.55
7:AG:116:ALA:HA	7:AG:119:ARG:HG3	1.89	0.55
9:AI:53:VAL:HG12	9:AI:92:TYR:CE2	2.42	0.55
11:AK:80:VAL:HG23	11:AK:80:VAL:O	2.07	0.55
15:AO:87:ILE:HG22	15:AO:88:ARG:N	2.14	0.55
20:AT:100:ILE:CD1	20:AT:100:ILE:N	2.63	0.55
22:AW:16:U:C2	22:AW:19:G:OP2	2.60	0.55
22:AY:38:A:N1	22:AY:39:U:O2	2.40	0.55
48:B1:52:ARG:HG3	48:B1:53:VAL:N	2.16	0.55
52:B5:20:ARG:HA	52:B5:23:HIS:ND1	2.22	0.55
25:BA:1615:C:O2'	25:BA:1616:A:C5'	2.55	0.55
25:BA:299:A:C5	25:BA:322:A:C2	2.95	0.55
25:BA:272:G:N1	25:BA:421:U:C2	2.74	0.55
26:BB:71:C:C2	26:BB:72:G:C8	2.95	0.55
28:BD:182:LEU:H	28:BD:272:ALA:HB3	1.72	0.55
29:BE:143:ASN:HB2	29:BE:147:PRO:HD2	1.88	0.55
30:BF:164:ARG:HG3	30:BF:175:THR:OG1	2.07	0.55
31:BG:41:GLN:N	31:BG:90:LEU:O	2.37	0.55
34:BN:39:ARG:NH1	34:BN:39:ARG:HG2	2.22	0.55
41:BU:25:TRP:HB3	41:BU:28:ARG:HD2	1.89	0.55
44:BX:64:LYS:HZ2	44:BX:73:ARG:HH21	1.54	0.55
25:BA:904:C:O2'	46:BZ:169:GLU:OE1	2.25	0.55
46:BZ:4:ARG:HD2	46:BZ:58:VAL:HB	1.89	0.55
2:CB:54:THR:O	2:CB:58:ILE:HG12	2.06	0.55
7:CG:47:CYS:C	7:CG:49:ILE:H	2.08	0.55
13:CM:5:ALA:HB2	13:CM:66:LEU:CD1	2.34	0.55

Continued on next page...

Continued from previous page...

Atom-1	Atom-2	Interatomic distance (Å)	Clash overlap (Å)
22:CW:2:C:N4	22:CW:72:C:H42	1.95	0.55
48:D1:35:THR:HG22	48:D1:36:GLY:N	2.21	0.55
25:DA:1819:A:H4'	25:DA:1820:U:H5''	1.88	0.55
25:DA:2481:G:O2'	25:DA:2482:G:P	2.64	0.55
25:DA:2672:G:C2'	25:DA:2673:G:H5''	2.35	0.55
25:DA:290:G:O2'	25:DA:291:C:H5'	2.07	0.55
25:DA:613:G:C6	25:DA:614:U:C4	2.95	0.55
25:DA:614(A):U:H4'	25:DA:614(B):G:C5'	2.37	0.55
25:DA:832:G:H21	36:DP:53:GLY:CA	2.20	0.55
25:DA:848:G:H5'	25:DA:848:G:H8	1.72	0.55
30:DF:202:PHE:CD1	30:DF:202:PHE:C	2.79	0.55
31:DG:17:PRO:HA	31:DG:20:ILE:HG13	1.88	0.55
34:DN:26:LEU:HD21	34:DN:30:ILE:HD11	1.89	0.55
25:DA:942:G:C5'	36:DP:35:HIS:HB3	2.37	0.55
36:DP:85:LEU:HA	36:DP:88:LEU:HD22	1.89	0.55
40:DT:55:ASN:O	40:DT:56:GLY:C	2.45	0.55
40:DT:64:ARG:HB2	40:DT:73:GLU:HG2	1.88	0.55
40:DT:89:VAL:CG1	40:DT:91:ARG:NE	2.68	0.55
41:DU:104:GLN:H	41:DU:104:GLN:CD	2.08	0.55
41:DU:49:HIS:HA	41:DU:52:ARG:HB2	1.89	0.55
42:DV:4:ILE:HD12	42:DV:40:LEU:HG	1.88	0.55
37:DQ:140:ALA:HB3	46:DZ:53:ILE:CD1	2.36	0.55
1:AA:819:G:C6	1:AA:828:G:C6	2.96	0.54
2:AB:69:LEU:HD12	2:AB:70:PHE:N	2.22	0.54
4:AD:108:LEU:HD12	4:AD:174:LEU:HD13	1.88	0.54
11:AK:21:ILE:N	11:AK:21:ILE:HD12	2.23	0.54
13:AM:25:ILE:HD12	13:AM:25:ILE:N	2.21	0.54
15:AO:54:ARG:HG2	15:AO:54:ARG:NH1	2.22	0.54
17:AQ:18:THR:HG22	17:AQ:19:VAL:H	1.71	0.54
23:AV:22:A:C6	23:AV:47:G:C4	2.95	0.54
22:AW:36:A:N1	22:AW:37:A:C5	2.74	0.54
52:B5:40:LYS:HB2	52:B5:41:PRO:HD2	1.89	0.54
55:B8:8:LYS:O	55:B8:12:LYS:HG3	2.06	0.54
25:BA:105:C:C4	25:BA:106:C:N4	2.75	0.54
25:BA:1495:A:H3'	25:BA:1496:A:C2	2.42	0.54
25:BA:2171:A:C4	25:BA:2172:U:C4	2.94	0.54
25:BA:2732:G:C2'	25:BA:2733:A:H5'	2.36	0.54
25:BA:572:A:H5''	25:BA:573:G:OP2	2.06	0.54
25:BA:948:G:H1'	25:BA:984:A:C2	2.42	0.54
25:BA:61:G:H1	25:BA:94:C:H42	1.54	0.54
25:BA:96:G:H4'	49:B2:48:HIS:CD2	2.42	0.54

Continued on next page...

Continued from previous page...

Atom-1	Atom-2	Interatomic distance (Å)	Clash overlap (Å)
26:BB:68:C:O5'	26:BB:68:C:H6	1.90	0.54
27:BC:74:VAL:CG2	27:BC:91:ALA:HB2	2.37	0.54
28:BD:142:VAL:HG23	28:BD:192:THR:C	2.28	0.54
28:BD:32:SER:O	28:BD:36:PRO:HD2	2.07	0.54
30:BF:160:ASN:HD21	30:BF:162:LEU:HB2	1.71	0.54
31:BG:41:GLN:HE22	31:BG:153:ARG:CG	2.20	0.54
31:BG:85:GLY:O	31:BG:87:PRO:CD	2.54	0.54
36:BP:56:SER:CB	36:BP:60:MET:SD	2.96	0.54
40:BT:120:ARG:NH1	40:BT:123:GLN:OE1	2.40	0.54
43:BW:1:MET:HE3	43:BW:1:MET:HA	1.89	0.54
46:BZ:151:HIS:HA	46:BZ:170:THR:HA	1.88	0.54
46:BZ:30:ASN:O	46:BZ:31:ARG:CB	2.55	0.54
46:BZ:6:LYS:HA	46:BZ:60:GLU:HB2	1.88	0.54
1:CA:497:C:H2'	1:CA:498:G:C8	2.42	0.54
4:CD:108:LEU:HB3	4:CD:110:PHE:HE1	1.72	0.54
7:CG:38:LEU:O	7:CG:42:ILE:HG13	2.07	0.54
9:CI:116:LYS:O	9:CI:117:HIS:HB2	2.08	0.54
13:CM:116:THR:CG2	13:CM:117:VAL:H	1.96	0.54
13:CM:3:ARG:HH21	13:CM:7:VAL:HG13	1.72	0.54
19:CS:6:LYS:HE3	19:CS:6:LYS:H	1.71	0.54
50:D3:10:LYS:HB3	50:D3:53:LEU:HA	1.90	0.54
56:D9:24:TYR:O	56:D9:25:VAL:HG23	2.07	0.54
25:DA:1216:G:P	41:DU:12:ARG:HH21	2.30	0.54
25:DA:1264:G:H5'	52:D5:11:THR:OG1	2.06	0.54
25:DA:208:C:H2'	25:DA:209:C:C6	2.42	0.54
25:DA:2885:C:N3	25:DA:2886:G:H1'	2.22	0.54
25:DA:353:G:N1	25:DA:354:G:N7	2.55	0.54
25:DA:559:G:H22	41:DU:49:HIS:CD2	2.26	0.54
25:DA:758:C:O2'	25:DA:759:G:H5'	2.07	0.54
26:DB:89:G:H2'	26:DB:90:A:H5'	1.89	0.54
33:DI:94:ALA:C	33:DI:96:ASP:H	2.10	0.54
39:DS:59:LYS:HE3	39:DS:68:GLN:HE22	1.72	0.54
40:DT:29:ARG:NE	40:DT:30:VAL:H	2.05	0.54
40:DT:29:ARG:CD	40:DT:85:LYS:CA	2.40	0.54
45:DY:87:LYS:HG3	45:DY:88:LYS:H	1.73	0.54
46:DZ:171:ILE:O	46:DZ:172:ALA:HB2	2.05	0.54
46:DZ:30:ASN:O	46:DZ:31:ARG:CB	2.55	0.54
46:DZ:4:ARG:HD2	46:DZ:58:VAL:HB	1.88	0.54
1:AA:1004:G:N3	1:AA:1004:G:H2'	2.21	0.54
1:AA:1224:C:OP2	21:AU:10:ARG:NH2	2.40	0.54
1:AA:1396:U:H2'	1:AA:1397:G:C8	2.42	0.54

Continued on next page...

Continued from previous page...

Atom-1	Atom-2	Interatomic distance (Å)	Clash overlap (Å)
2:AB:185:ILE:HG12	2:AB:199:TYR:HB2	1.90	0.54
1:AA:1236:G:H3'	3:AC:26:LYS:HZ2	1.70	0.54
3:AC:53:ALA:O	3:AC:54:ARG:HB2	2.07	0.54
6:AF:45:LEU:HD11	6:AF:57:GLN:HB3	1.88	0.54
7:AG:26:PHE:O	7:AG:30:ILE:HG12	2.07	0.54
7:AG:73:MET:CG	7:AG:90:GLU:HA	2.33	0.54
8:AH:29:SER:HB3	8:AH:32:LYS:HB2	1.89	0.54
12:AL:25:PRO:O	12:AL:27:LEU:HD22	2.08	0.54
1:AA:511:C:H41	12:AL:49:ASN:ND2	2.05	0.54
1:AA:903:G:N2	24:AX:15:A:H5''	2.22	0.54
25:BA:103:A:C3'	25:BA:104:U:C5'	2.85	0.54
25:BA:1109:C:H5	25:BA:1110:G:C5	2.25	0.54
25:BA:1409:C:H2'	25:BA:1410:G:C8	2.42	0.54
25:BA:1577:C:H2'	25:BA:1578:U:C6	2.43	0.54
25:BA:2082:A:H2'	25:BA:2083:G:O4'	2.06	0.54
25:BA:2103:C:H3'	25:BA:2104:G:C5'	2.32	0.54
25:BA:2135:A:H2'	25:BA:2136:C:H6	1.72	0.54
25:BA:2169:A:C2'	25:BA:2170:A:H5'	2.37	0.54
25:BA:2475:C:H5'	25:BA:2476:A:OP2	2.07	0.54
25:BA:39:C:O2	30:BF:46:ARG:NH2	2.38	0.54
25:BA:539:G:H2'	25:BA:540:C:H6	1.73	0.54
28:BD:80:ALA:HB2	28:BD:96:HIS:CD2	2.43	0.54
30:BF:202:PHE:CD1	30:BF:202:PHE:C	2.79	0.54
32:BH:24:VAL:HG21	32:BH:72:ILE:HD13	1.89	0.54
33:BI:114:LEU:HD23	33:BI:130:TYR:CE1	2.42	0.54
36:BP:126:VAL:HG22	36:BP:145:PRO:CB	2.37	0.54
37:BQ:30:GLY:CA	37:BQ:107:ALA:HB2	2.37	0.54
38:BR:28:LEU:HD11	38:BR:116:LEU:CD2	2.35	0.54
39:BS:59:LYS:HE3	39:BS:68:GLN:HE22	1.73	0.54
39:BS:87:PHE:CG	39:BS:88:ASP:N	2.75	0.54
41:BU:91:ASP:OD2	41:BU:96:ALA:N	2.41	0.54
46:BZ:72:ARG:O	46:BZ:73:GLN:HB3	2.08	0.54
1:CA:1202:G:H4'	19:CS:77:THR:HG22	1.89	0.54
1:CA:1281:G:C2'	1:CA:1282:U:OP2	2.54	0.54
1:CA:1281:G:HO2'	1:CA:1282:U:P	2.30	0.54
1:CA:1482:G:H4'	1:CA:1483:U:H5'	1.88	0.54
15:CO:8:LYS:O	15:CO:12:ILE:HG13	2.07	0.54
1:CA:733:G:H1'	15:CO:23:GLY:H	1.73	0.54
23:CV:19:G:C1'	23:CV:59:A:C2	2.90	0.54
23:CV:55:U:O2'	23:CV:56:U:H5'	2.06	0.54
53:D6:19:ARG:CG	53:D6:20:ASN:N	2.68	0.54

Continued on next page...

Continued from previous page...

Atom-1	Atom-2	Interatomic distance (Å)	Clash overlap (Å)
53:D6:36:LEU:O	53:D6:37:ARG:HG3	2.07	0.54
25:DA:109:G:C2	25:DA:110:G:C4	2.96	0.54
25:DA:1430:C:H2'	25:DA:1431:U:H6	1.69	0.54
25:DA:225:A:H2'	25:DA:226:G:H5'	1.89	0.54
25:DA:2297:C:O2'	25:DA:2298:A:H5'	2.08	0.54
25:DA:271(U):G:N3	25:DA:271(V):G:C8	2.75	0.54
25:DA:364:C:H2'	25:DA:365:C:C5'	2.33	0.54
27:DC:74:VAL:CG2	27:DC:91:ALA:HB2	2.37	0.54
28:DD:35:LYS:HZ2	28:DD:103:ARG:HA	1.70	0.54
30:DF:160:ASN:HD21	30:DF:162:LEU:HB2	1.72	0.54
30:DF:22:ALA:HA	30:DF:26:ALA:HB2	1.89	0.54
30:DF:53:THR:HG23	30:DF:55:GLY:N	2.20	0.54
32:DH:138:LYS:HG3	32:DH:139:GLN:N	2.22	0.54
32:DH:70:THR:O	32:DH:72:ILE:N	2.37	0.54
30:DF:34:TRP:HB2	36:DP:10:PRO:O	2.07	0.54
36:DP:126:VAL:HG22	36:DP:145:PRO:CB	2.37	0.54
36:DP:61:ARG:HH11	55:D8:13:ARG:NE	2.05	0.54
39:DS:54:LEU:C	39:DS:56:LEU:H	2.10	0.54
39:DS:24:LEU:CB	39:DS:85:VAL:HG12	2.37	0.54
39:DS:87:PHE:CG	39:DS:88:ASP:N	2.75	0.54
39:DS:89:ARG:HD2	39:DS:92:TYR:CA	2.33	0.54
25:DA:1755:A:P	40:DT:113:LYS:HZ1	2.28	0.54
40:DT:129:ARG:CZ	40:DT:131:ALA:HB3	2.36	0.54
40:DT:89:VAL:CB	40:DT:91:ARG:CD	2.86	0.54
1:AA:1136:G:H2'	1:AA:1137:G:H8	1.72	0.54
1:AA:1400:A:N6	1:AA:1459:G:O2'	2.40	0.54
6:AF:62:TRP:CH2	6:AF:64:GLN:HB2	2.42	0.54
1:AA:1112:A:H5''	9:AI:18:PHE:CE1	2.42	0.54
10:AJ:50:ILE:N	10:AJ:50:ILE:CD1	2.66	0.54
12:AL:41:ARG:HH11	12:AL:41:ARG:CB	2.17	0.54
13:AM:97:PRO:HA	13:AM:110:ARG:HD2	1.88	0.54
19:AS:44:MET:O	19:AS:47:HIS:HB2	2.07	0.54
20:AT:14:LYS:HA	20:AT:17:ARG:NE	2.20	0.54
22:AY:38:A:C6	22:AY:39:U:C2	2.96	0.54
48:B1:5:CYS:O	48:B1:9:GLY:HA2	2.07	0.54
51:B4:39:ARG:HG2	51:B4:39:ARG:HH11	1.71	0.54
51:B4:40:ILE:N	51:B4:40:ILE:HD12	2.23	0.54
15:AO:56:LEU:HD21	25:BA:715:G:N2	2.22	0.54
25:BA:80:G:O2'	25:BA:81:G:H5'	2.08	0.54
25:BA:886:C:C2'	25:BA:887:A:H4'	2.38	0.54
29:BE:16:ARG:NH1	29:BE:171:GLU:OE2	2.39	0.54

Continued on next page...

Continued from previous page...

Atom-1	Atom-2	Interatomic distance (Å)	Clash overlap (Å)
29:BE:179:GLU:O	29:BE:180:ASN:HB2	2.06	0.54
30:BF:141:ALA:O	30:BF:144:LYS:HB3	2.07	0.54
32:BH:103:LEU:HD22	32:BH:123:PHE:CD2	2.43	0.54
32:BH:138:LYS:HG3	32:BH:139:GLN:N	2.22	0.54
35:BO:24:VAL:HA	35:BO:39:ILE:HG22	1.89	0.54
39:BS:97:ARG:HE	39:BS:97:ARG:C	2.10	0.54
41:BU:62:ILE:HD12	41:BU:76:TYR:CE1	2.42	0.54
41:BU:83:LEU:HG	41:BU:88:ILE:HD11	1.89	0.54
1:CA:1144:C:H2'	1:CA:1145:C:C6	2.42	0.54
1:CA:581:U:H2'	1:CA:582:C:C6	2.42	0.54
1:CA:838:G:O6	1:CA:846:G:N2	2.40	0.54
3:CC:110:ASN:O	3:CC:141:VAL:HG22	2.07	0.54
4:CD:162:LEU:HD12	4:CD:181:MET:HE2	1.89	0.54
4:CD:84:LYS:HD3	4:CD:84:LYS:N	2.22	0.54
1:CA:899:G:H4'	5:CE:20:GLN:HA	1.89	0.54
6:CF:8:ILE:HG22	6:CF:9:VAL:N	2.22	0.54
12:CL:41:ARG:HH11	12:CL:41:ARG:CB	2.17	0.54
13:CM:116:THR:O	13:CM:117:VAL:CG2	2.56	0.54
18:CR:36:ASN:HB2	18:CR:39:VAL:HG23	1.88	0.54
20:CT:50:GLU:CB	20:CT:100:ILE:CG1	2.81	0.54
22:CY:28:G:H2'	22:CY:29:G:H8	1.70	0.54
44:DX:9:LEU:HA	49:D2:36:ARG:HH21	1.72	0.54
51:D4:64:LYS:O	51:D4:65:CYS:SG	2.62	0.54
25:DA:1109:C:H5	25:DA:1110:G:C5	2.25	0.54
25:DA:1300:U:H5	25:DA:1634:A:N3	2.06	0.54
25:DA:1495:A:H3'	25:DA:1496:A:C2	2.42	0.54
25:DA:1570:A:H2'	25:DA:1571:A:C8	2.41	0.54
25:DA:1577:C:H2'	25:DA:1578:U:C6	2.43	0.54
25:DA:1658:C:C4	25:DA:1659:U:C4	2.95	0.54
25:DA:1993:U:H4'	29:DE:128:SER:OG	2.08	0.54
25:DA:2172:U:O3'	25:DA:2173:A:H8	1.89	0.54
25:DA:2518:A:H5'	25:DA:2518:A:H8	1.70	0.54
25:DA:999:U:H5''	25:DA:1154:G:O6	2.08	0.54
26:DB:40:U:N3	26:DB:43:C:H5''	2.21	0.54
26:DB:69:G:C4	26:DB:70:C:C5	2.95	0.54
27:DC:68:LEU:CD1	27:DC:179:SER:HA	2.32	0.54
27:DC:68:LEU:HD22	27:DC:180:PHE:CB	2.36	0.54
25:DA:2052:G:O4'	29:DE:142:GLY:HA3	2.07	0.54
29:DE:168:MET:O	29:DE:170:LEU:HD12	2.08	0.54
31:DG:175:LEU:HD12	31:DG:175:LEU:H	1.72	0.54
33:DI:83:ALA:HA	33:DI:89:TYR:CD1	2.43	0.54

Continued on next page...

Continued from previous page...

Atom-1	Atom-2	Interatomic distance (Å)	Clash overlap (Å)
34:DN:17:ASP:C	34:DN:19:GLU:H	2.11	0.54
38:DR:10:LEU:HD13	38:DR:17:ARG:NH1	2.23	0.54
25:DA:748:G:C8	43:DW:89:ALA:HB1	2.42	0.54
44:DX:60:ARG:HH22	54:D7:47:ARG:NH2	2.05	0.54
1:AA:1020:C:H2'	1:AA:1021:C:C6	2.42	0.54
1:AA:1107:U:O4	10:AJ:5:ARG:HD3	2.06	0.54
1:AA:319:G:OP1	20:AT:70:SER:HB2	2.08	0.54
1:AA:775:A:H1'	1:AA:777:A:N7	2.22	0.54
1:AA:869:A:C6	1:AA:884:A:C8	2.95	0.54
8:AH:120:THR:HG23	8:AH:123:GLU:OE1	2.08	0.54
12:AL:62:SER:O	12:AL:64:TYR:HD1	1.91	0.54
16:AP:14:ASN:O	16:AP:16:HIS:ND1	2.40	0.54
22:AW:17:C:OP2	22:AW:17:C:O4'	2.25	0.54
22:AW:71:G:OP2	22:AW:71:G:H8	1.89	0.54
48:B1:82:LEU:HB3	48:B1:90:ILE:HD12	1.87	0.54
25:BA:1019:U:O2'	25:BA:1021:A:C2	2.57	0.54
25:BA:1300:U:H5	25:BA:1634:A:N3	2.06	0.54
25:BA:1952:A:H8	25:BA:1952:A:O5'	1.90	0.54
25:BA:2024:G:H2'	25:BA:2025:C:C6	2.43	0.54
25:BA:2161:C:H2'	25:BA:2162:G:H8	1.72	0.54
22:AW:76:A:O2'	25:BA:2394:C:O2	2.25	0.54
25:BA:2577:A:H5''	25:BA:2578:G:H5'	1.90	0.54
25:BA:451:C:N4	25:BA:453:C:H3'	2.22	0.54
29:BE:168:MET:O	29:BE:170:LEU:HD12	2.07	0.54
33:BI:81:VAL:HG13	33:BI:88:ILE:HG21	1.89	0.54
34:BN:120:LEU:HD13	34:BN:122:VAL:HG23	1.89	0.54
34:BN:42:TRP:CZ3	34:BN:48:MET:HE1	2.43	0.54
25:BA:2414:G:H21	36:BP:67:MET:CE	2.20	0.54
39:BS:85:VAL:HG22	39:BS:106:ARG:HB2	1.88	0.54
40:BT:57:PHE:CG	40:BT:58:ASN:N	2.75	0.54
43:BW:68:ARG:HH22	43:BW:112:GLY:HA2	1.72	0.54
43:BW:48:ALA:O	43:BW:49:LYS:C	2.45	0.54
1:CA:289:U:C2'	1:CA:290:C:H5'	2.35	0.54
1:CA:437:C:H2'	1:CA:438:C:C6	2.43	0.54
1:CA:484:C:H2'	1:CA:485:G:C8	2.42	0.54
1:CA:645:G:H2'	1:CA:646:A:C8	2.42	0.54
4:CD:57:ARG:HG2	4:CD:202:LEU:HD22	1.90	0.54
8:CH:77:GLU:HG2	8:CH:78:GLN:H	1.73	0.54
13:CM:106:ASN:O	13:CM:107:ALA:HB3	2.07	0.54
18:CR:25:THR:HG22	18:CR:42:ARG:NH1	2.23	0.54
19:CS:29:ARG:O	19:CS:31:ILE:N	2.41	0.54

Continued on next page...

Continued from previous page...

Atom-1	Atom-2	Interatomic distance (Å)	Clash overlap (Å)
22:CW:12:U:O5'	22:CW:12:U:H6	1.90	0.54
25:DA:103:A:C3'	25:DA:104:U:C5'	2.85	0.54
25:DA:1175:U:H4'	25:DA:1176:G:H3'	1.90	0.54
25:DA:1329:U:H5''	25:DA:1330:C:H5	1.72	0.54
25:DA:2365:G:O6	55:D8:39:LYS:HE3	2.07	0.54
25:DA:299:A:C5	25:DA:322:A:C2	2.95	0.54
25:DA:311:A:C8	25:DA:332:A:N6	2.75	0.54
25:DA:39:C:O2	30:DF:46:ARG:NH2	2.36	0.54
25:DA:613:G:H8	25:DA:613:G:C5'	2.15	0.54
25:DA:886:C:C2'	25:DA:887:A:H4'	2.38	0.54
25:DA:954:G:OP1	37:DQ:15:GLY:N	2.36	0.54
26:DB:71:C:C2	26:DB:72:G:C8	2.95	0.54
28:DD:238:GLY:O	28:DD:239:ARG:O	2.25	0.54
30:DF:164:ARG:HG3	30:DF:175:THR:OG1	2.08	0.54
30:DF:3:GLU:CB	30:DF:24:LEU:HG	2.35	0.54
30:DF:24:LEU:HB3	30:DF:25:PRO:CD	2.37	0.54
31:DG:149:VAL:O	31:DG:149:VAL:HG23	2.08	0.54
31:DG:165:THR:HG1	31:DG:168:GLU:H	1.54	0.54
36:DP:128:HIS:N	36:DP:128:HIS:CD2	2.74	0.54
36:DP:50:ARG:HH21	36:DP:50:ARG:HG2	1.73	0.54
34:DN:2:LYS:HE2	41:DU:95:LEU:HD21	1.88	0.54
43:DW:60:ASN:ND2	43:DW:60:ASN:N	2.54	0.54
46:DZ:4:ARG:HH21	46:DZ:60:GLU:HG2	1.73	0.54
1:AA:365:C:H2'	1:AA:366:G:H8	1.73	0.54
1:AA:950:G:H3'	1:AA:951:A:H5''	1.90	0.54
1:AA:979:G:C8	1:AA:980:G:C8	2.96	0.54
6:AF:75:LEU:HD23	6:AF:79:LEU:HG	1.88	0.54
7:AG:21:VAL:HG23	7:AG:22:LEU:N	2.22	0.54
14:AN:40:CYS:SG	14:AN:43:CYS:N	2.80	0.54
15:AO:75:PRO:O	15:AO:79:ARG:HG3	2.06	0.54
53:B6:36:LEU:O	53:B6:37:ARG:HG3	2.07	0.54
25:BA:999:U:H5''	25:BA:1154:G:O6	2.08	0.54
25:BA:1563:G:O2'	25:BA:1564:C:H5'	2.07	0.54
25:BA:2171:A:O2'	25:BA:2172:U:H6	1.89	0.54
25:BA:2297:C:O2'	25:BA:2298:A:H5'	2.08	0.54
25:BA:327:G:H2'	25:BA:328:U:C6	2.42	0.54
25:BA:748:G:C8	43:BW:89:ALA:HB1	2.42	0.54
28:BD:32:SER:O	28:BD:34:VAL:N	2.41	0.54
28:BD:71:ASP:CB	28:BD:103:ARG:HH22	2.21	0.54
33:BI:77:LEU:HD21	33:BI:104:GLN:OE1	2.06	0.54
38:BR:10:LEU:HD13	38:BR:17:ARG:NH1	2.23	0.54

Continued on next page...

Continued from previous page...

Atom-1	Atom-2	Interatomic distance (Å)	Clash overlap (Å)
40:BT:35:LYS:HE2	40:BT:41:ARG:NH2	2.20	0.54
43:BW:3:ALA:HB2	43:BW:58:ALA:HA	1.90	0.54
1:CA:136:G:H2'	1:CA:137:A:H8	1.73	0.54
1:CA:522:A:H2'	1:CA:523:G:H8	1.71	0.54
1:CA:871:G:H2'	1:CA:872:G:H8	1.71	0.54
1:CA:888:U:H2'	1:CA:889:C:C6	2.42	0.54
3:CC:195:VAL:O	3:CC:196:LEU:HD22	2.08	0.54
4:CD:58:LEU:HD22	4:CD:62:GLN:HG2	1.89	0.54
9:CI:103:THR:HG22	9:CI:105:ASP:H	1.73	0.54
12:CL:46:LYS:O	12:CL:47:LYS:O	2.26	0.54
13:CM:82:MET:HB2	13:CM:93:ARG:NH1	2.22	0.54
17:CQ:32:TYR:O	17:CQ:34:LYS:N	2.40	0.54
25:DA:2357:U:OP1	47:D0:20:ARG:NH1	2.41	0.54
25:DA:2347:C:H4'	53:D6:39:TYR:CE1	2.42	0.54
25:DA:2024:G:H2'	25:DA:2025:C:C6	2.43	0.54
25:DA:327:G:H2'	25:DA:328:U:C6	2.42	0.54
25:DA:588:U:H2'	25:DA:589:C:C6	2.43	0.54
26:DB:107:G:C6	26:DB:108:U:C4	2.95	0.54
26:DB:65:C:N4	26:DB:109:C:H2'	2.22	0.54
26:DB:68:C:H2'	26:DB:69:G:H8	1.72	0.54
28:DD:79:VAL:HG12	28:DD:79:VAL:O	2.06	0.54
25:DA:321:G:O4'	30:DF:165:ARG:HD2	2.08	0.54
30:DF:65:TRP:CZ3	30:DF:73:ALA:O	2.59	0.54
31:DG:130:ASN:HB3	31:DG:159:VAL:O	2.08	0.54
31:DG:14:GLU:C	31:DG:17:PRO:HD2	2.27	0.54
32:DH:67:LEU:O	32:DH:71:LEU:HB2	2.08	0.54
38:DR:9:LYS:O	38:DR:10:LEU:CG	2.55	0.54
40:DT:9:LEU:O	40:DT:13:ARG:NH2	2.40	0.54
1:AA:1353:G:OP1	9:AI:11:LYS:HG2	2.08	0.54
1:AA:625:A:N3	8:AH:113:SER:OG	2.36	0.54
2:AB:132:LYS:HA	2:AB:135:GLN:HG3	1.90	0.54
2:AB:223:ILE:HA	2:AB:226:ARG:HD2	1.89	0.54
3:AC:70:VAL:O	3:AC:106:VAL:HG23	2.08	0.54
7:AG:43:PHE:C	7:AG:43:PHE:CD1	2.80	0.54
8:AH:20:TYR:HD1	8:AH:65:TYR:CD2	2.24	0.54
8:AH:91:ARG:HG2	8:AH:91:ARG:HH11	1.72	0.54
9:AI:118:LYS:NZ	9:AI:118:LYS:CB	2.70	0.54
10:AJ:96:ILE:HD13	10:AJ:96:ILE:N	2.23	0.54
1:AA:674:G:OP2	11:AK:26:ASN:ND2	2.40	0.54
48:B1:35:THR:HG22	48:B1:36:GLY:N	2.21	0.54
25:BA:102:G:OP1	25:BA:102:G:H4'	2.06	0.54

Continued on next page...

Continued from previous page...

Atom-1	Atom-2	Interatomic distance (Å)	Clash overlap (Å)
25:BA:1329:U:H5''	25:BA:1330:C:H5	1.72	0.54
25:BA:1431:U:O2'	25:BA:1432:C:H5'	2.08	0.54
25:BA:1748:G:C8	25:BA:1748:G:H5'	2.40	0.54
25:BA:285:C:H3'	25:BA:286:C:H5''	1.89	0.54
25:BA:2885:C:N3	25:BA:2886:G:H1'	2.22	0.54
25:BA:648:G:O2'	25:BA:649:G:H5'	2.08	0.54
25:BA:758:C:O2'	25:BA:759:G:H5'	2.07	0.54
25:BA:863:A:H2'	25:BA:864:G:C8	2.41	0.54
25:BA:911:A:H5''	25:BA:912:C:O5'	2.04	0.54
26:BB:93:G:O2'	26:BB:94:C:H5'	2.08	0.54
28:BD:77:ALA:HB2	28:BD:97:TYR:HA	1.90	0.54
29:BE:51:PHE:O	29:BE:52:LEU:CB	2.44	0.54
30:BF:132:VAL:HG13	30:BF:133:ASN:N	2.23	0.54
30:BF:177:ALA:HB1	30:BF:178:PRO:CD	2.37	0.54
30:BF:24:LEU:HB3	30:BF:25:PRO:CD	2.37	0.54
36:BP:48:PRO:O	36:BP:50:ARG:N	2.40	0.54
36:BP:98:GLU:HA	36:BP:101:VAL:HG22	1.88	0.54
38:BR:33:ARG:HG3	38:BR:115:GLU:HB2	1.90	0.54
38:BR:8:ARG:NE	38:BR:8:ARG:HA	2.18	0.54
26:BB:7:G:O5'	39:BS:29:PHE:CE1	2.61	0.54
41:BU:79:PHE:CE1	41:BU:106:PHE:CZ	2.95	0.54
45:BY:8:LYS:H	45:BY:8:LYS:CD	2.05	0.54
1:CA:940:G:H2'	1:CA:941:A:H8	1.73	0.54
1:CA:954:A:H1'	1:CA:959:U:O4	2.08	0.54
4:CD:162:LEU:O	4:CD:165:MET:HB2	2.07	0.54
8:CH:91:ARG:HG2	8:CH:91:ARG:HH11	1.72	0.54
16:CP:65:GLN:N	16:CP:65:GLN:OE1	2.41	0.54
22:CW:70:G:N1	22:CW:71:G:C5	2.76	0.54
25:DA:2475:C:H5'	25:DA:2476:A:OP2	2.07	0.54
25:DA:2562:U:H1'	35:DO:23:ARG:HH12	1.71	0.54
25:DA:748:G:OP1	25:DA:2612:C:N4	2.41	0.54
25:DA:2778:A:C4'	25:DA:2779:U:OP2	2.55	0.54
25:DA:852:G:O2'	25:DA:853:G:H5'	2.07	0.54
28:DD:142:VAL:HG23	28:DD:192:THR:C	2.28	0.54
28:DD:241:PRO:O	28:DD:243:GLY:N	2.40	0.54
32:DH:20:ALA:HB1	32:DH:21:PRO:CD	2.37	0.54
35:DO:2:ILE:HD12	35:DO:6:THR:HG21	1.89	0.54
36:DP:98:GLU:HA	36:DP:101:VAL:HG22	1.88	0.54
25:DA:2377:A:H4'	39:DS:108:GLY:CA	2.38	0.54
43:DW:48:ALA:O	43:DW:49:LYS:C	2.45	0.54
44:DX:25:LYS:HZ2	44:DX:80:ILE:HD11	1.71	0.54

Continued on next page...

Continued from previous page...

Atom-1	Atom-2	Interatomic distance (Å)	Clash overlap (Å)
1:AA:1314:A:H2'	1:AA:1315:G:O4'	2.07	0.54
1:AA:1358:U:H2'	1:AA:1359:A:C8	2.43	0.54
1:AA:1486:C:C2'	1:AA:1487:U:H5'	2.38	0.54
3:AC:70:VAL:CG1	3:AC:71:ALA:N	2.71	0.54
7:AG:47:CYS:C	7:AG:49:ILE:H	2.09	0.54
11:AK:44:SER:H	11:AK:47:VAL:CG2	2.21	0.54
11:AK:30:VAL:HG21	11:AK:65:ALA:HA	1.90	0.54
12:AL:6:THR:HG23	12:AL:9:GLN:HG3	1.90	0.54
13:AM:106:ASN:O	13:AM:107:ALA:HB3	2.08	0.54
13:AM:8:GLU:OE1	13:AM:22:ILE:HG23	2.07	0.54
14:AN:13:THR:O	14:AN:15:LYS:N	2.40	0.54
15:AO:50:HIS:O	15:AO:53:HIS:HB3	2.06	0.54
16:AP:20:VAL:HG23	16:AP:34:GLU:O	2.08	0.54
23:AV:1:C:H4'	23:AV:1:C:OP1	2.08	0.54
49:B2:32:LEU:O	49:B2:36:ARG:HG3	2.08	0.54
25:BA:109:G:C2	25:BA:110:G:C4	2.96	0.54
25:BA:1175:U:H4'	25:BA:1176:G:C3'	2.37	0.54
25:BA:1175:U:H4'	25:BA:1176:G:H3'	1.89	0.54
25:BA:1447:G:C5	25:BA:1448:G:N7	2.76	0.54
25:BA:1447:G:O4'	25:BA:1545:A:O2'	2.19	0.54
25:BA:225:A:H2'	25:BA:226:G:H5'	1.89	0.54
25:BA:2299:G:N1	25:BA:2318:G:C8	2.76	0.54
25:BA:353:G:C4	25:BA:354:G:C8	2.96	0.54
25:BA:588:U:H2'	25:BA:589:C:C6	2.43	0.54
30:BF:22:ALA:HA	30:BF:26:ALA:HB2	1.89	0.54
36:BP:92:GLU:HG3	36:BP:93:GLY:N	2.23	0.54
39:BS:48:LEU:N	39:BS:48:LEU:HD12	2.23	0.54
39:BS:62:LYS:O	39:BS:65:VAL:HB	2.08	0.54
40:BT:110:ILE:O	40:BT:113:LYS:N	2.41	0.54
42:BV:2:PHE:CD1	42:BV:13:ARG:NH1	2.76	0.54
42:BV:38:LEU:O	42:BV:52:VAL:HG12	2.08	0.54
1:CA:238:A:H4'	1:CA:239:U:O5'	2.06	0.54
1:CA:246:G:C6	1:CA:261:G:C6	2.95	0.54
1:CA:485:G:C2	1:CA:486:C:C2	2.95	0.54
15:CO:78:TYR:C	15:CO:80:ALA:H	2.09	0.54
23:CV:2:G:C2	23:CV:3:C:C6	2.95	0.54
22:CW:21:A:N7	22:CW:46:G:C5	2.75	0.54
22:CY:28:G:C2	22:CY:43:C:C4	2.95	0.54
48:D1:41:ARG:HD3	48:D1:43:TYR:CZ	2.43	0.54
50:D3:40:THR:HA	50:D3:44:ARG:NH2	2.23	0.54
50:D3:6:VAL:HG12	50:D3:56:VAL:HG22	1.90	0.54

Continued on next page...

Continued from previous page...

Atom-1	Atom-2	Interatomic distance (Å)	Clash overlap (Å)
52:D5:35:GLU:O	52:D5:36:CYS:HB2	2.08	0.54
53:D6:46:HIS:CD2	53:D6:46:HIS:O	2.60	0.54
25:DA:1335:U:O2'	25:DA:1336:A:H5'	2.07	0.54
25:DA:2039:C:H2'	25:DA:2040:C:H6	1.72	0.54
25:DA:2238:G:N3	25:DA:2238:G:H2'	2.23	0.54
25:DA:2880:C:O2'	38:DR:90:ARG:HD3	2.07	0.54
25:DA:336:C:H4'	45:DY:7:VAL:HG11	1.90	0.54
29:DE:15:PHE:CD2	40:DT:80:SER:HB2	2.43	0.54
29:DE:59:VAL:CG2	29:DE:60:ASN:H	2.02	0.54
31:DG:72:ARG:HH11	31:DG:86:MET:HA	1.73	0.54
33:DI:129:THR:HA	33:DI:137:PRO:CA	2.37	0.54
36:DP:63:PRO:C	36:DP:65:ARG:N	2.57	0.54
36:DP:75:ILE:HD12	36:DP:75:ILE:N	2.23	0.54
40:DT:23:ARG:HG3	40:DT:120:ARG:HH11	1.70	0.54
41:DU:88:ILE:O	41:DU:88:ILE:CG1	2.55	0.54
42:DV:5:VAL:CG2	42:DV:35:LEU:HG	2.37	0.54
46:DZ:99:TYR:CD2	46:DZ:99:TYR:N	2.76	0.54
1:AA:343:G:HO2'	1:AA:344:A:P	2.29	0.54
1:AA:701:G:H5'	11:AK:117:ASN:OD1	2.08	0.54
1:AA:836:A:H2'	1:AA:837:A:O4'	2.07	0.54
5:AE:88:LYS:HB3	5:AE:123:LEU:O	2.08	0.54
9:AI:126:SER:O	9:AI:128:ARG:HG2	2.08	0.54
16:AP:42:ARG:O	16:AP:43:LYS:C	2.45	0.54
25:BA:1264:G:OP1	52:B5:19:ARG:NH2	2.33	0.54
25:BA:2111:C:H42	25:BA:2147:G:H22	1.56	0.54
25:BA:2172:U:O3'	25:BA:2173:A:H8	1.89	0.54
25:BA:2783:G:H2'	25:BA:2784:C:C6	2.42	0.54
25:BA:2854:G:H2'	25:BA:2855:C:H6	1.70	0.54
25:BA:311:A:C8	25:BA:332:A:N6	2.75	0.54
27:BC:86:ALA:CB	27:BC:94:VAL:HG11	2.38	0.54
30:BF:127:GLU:O	30:BF:127:GLU:OE2	2.26	0.54
31:BG:130:ASN:HB3	31:BG:159:VAL:O	2.08	0.54
32:BH:20:ALA:HB1	32:BH:21:PRO:CD	2.37	0.54
32:BH:44:VAL:CG1	32:BH:45:VAL:H	2.14	0.54
25:BA:8:A:OP1	34:BN:51:PHE:HE2	1.89	0.54
39:BS:14:VAL:CG1	39:BS:15:ARG:H	2.19	0.54
40:BT:130:ALA:O	40:BT:132:LYS:N	2.41	0.54
41:BU:49:HIS:HA	41:BU:52:ARG:HB2	1.90	0.54
46:BZ:150:LEU:HD23	46:BZ:171:ILE:CG1	2.32	0.54
1:CA:982:A:O2'	1:CA:1020:C:H1'	2.08	0.54
1:CA:1268:A:C6	1:CA:1269:A:C6	2.95	0.54

Continued on next page...

Continued from previous page...

Atom-1	Atom-2	Interatomic distance (Å)	Clash overlap (Å)
1:CA:130:C:N4	1:CA:222:G:H1	2.06	0.54
1:CA:338:U:H1'	1:CA:341:G:O6	2.08	0.54
1:CA:553:G:H1'	1:CA:803:U:C4	2.43	0.54
5:CE:100:VAL:CG1	5:CE:118:ILE:HG22	2.35	0.54
6:CF:42:GLU:C	6:CF:44:GLY:H	2.10	0.54
7:CG:26:PHE:O	7:CG:30:ILE:HG12	2.07	0.54
1:CA:1272:G:H4'	9:CI:39:GLY:HA3	1.89	0.54
11:CK:30:VAL:HG21	11:CK:65:ALA:HA	1.88	0.54
13:CM:18:ALA:HB2	13:CM:45:VAL:HG21	1.89	0.54
19:CS:44:MET:O	19:CS:47:HIS:HB2	2.08	0.54
20:CT:53:LEU:HB3	20:CT:102:GLY:CA	2.38	0.54
20:CT:53:LEU:CD1	20:CT:102:GLY:N	2.69	0.54
21:CU:3:LYS:HG2	21:CU:14:TRP:CD1	2.43	0.54
23:CV:19:G:C4	23:CV:59:A:N1	2.75	0.54
22:CW:1:G:N1	22:CW:2:C:C4	2.76	0.54
25:DA:1150:C:O2'	25:DA:1151:G:H5'	2.08	0.54
25:DA:1409:C:H2'	25:DA:1410:G:C8	2.42	0.54
25:DA:1497:U:H5'	25:DA:1498:C:C5	2.43	0.54
25:DA:1563:G:O2'	25:DA:1564:C:H5'	2.07	0.54
25:DA:1641:A:H2'	25:DA:1642:G:O4'	2.08	0.54
25:DA:2320:A:N3	25:DA:2320:A:H2'	2.21	0.54
25:DA:379:G:C8	25:DA:380:U:C6	2.94	0.54
25:DA:80:G:O2'	25:DA:81:G:H5'	2.08	0.54
26:DB:30:C:H2'	26:DB:31:C:O4'	2.07	0.54
26:DB:86:G:O2'	26:DB:87:G:H5'	2.08	0.54
28:DD:70:TRP:CH2	28:DD:150:LYS:HA	2.43	0.54
25:DA:1902:C:HO2'	28:DD:244:ARG:HB2	1.69	0.54
28:DD:32:SER:O	28:DD:34:VAL:N	2.41	0.54
34:DN:78:TYR:HB3	34:DN:79:PRO:CD	2.38	0.54
25:DA:2334:G:H5'	39:DS:13:ARG:HG2	1.89	0.54
39:DS:97:ARG:HE	39:DS:97:ARG:C	2.10	0.54
41:DU:79:PHE:HE1	41:DU:106:PHE:CZ	2.26	0.54
42:DV:25:LEU:H	42:DV:92:THR:CG2	2.11	0.54
45:DY:17:SER:OG	45:DY:71:LYS:HD2	2.08	0.54
1:AA:460:G:H2'	1:AA:461:G:C8	2.43	0.54
1:AA:78:G:N7	1:AA:79:U:H5	2.06	0.54
2:AB:92:TYR:O	2:AB:93:VAL:HG13	2.08	0.54
4:AD:31:CYS:C	4:AD:33:MET:N	2.61	0.54
8:AH:85:ARG:C	8:AH:85:ARG:HD3	2.28	0.54
12:AL:55:VAL:HG12	12:AL:56:ALA:N	2.23	0.54
13:AM:88:ARG:HA	13:AM:98:VAL:CG1	2.38	0.54

Continued on next page...

Continued from previous page...

Atom-1	Atom-2	Interatomic distance (Å)	Clash overlap (Å)
17:AQ:69:LYS:O	17:AQ:70:ARG:HD2	2.07	0.54
50:B3:40:THR:HA	50:B3:44:ARG:NH2	2.23	0.54
25:BA:1313:U:H2'	25:BA:1314:C:H5'	1.90	0.54
25:BA:34:C:H2'	25:BA:35:G:H5'	1.89	0.54
25:BA:558:G:P	34:BN:111:PRO:HD2	2.48	0.54
25:BA:852:G:O2'	25:BA:853:G:H5'	2.07	0.54
25:BA:897:C:C2	25:BA:898:C:C5	2.96	0.54
25:BA:926:A:C8	25:BA:926:A:H5'	2.42	0.54
33:BI:125:GLU:OE1	33:BI:125:GLU:HA	2.07	0.54
33:BI:51:ILE:HA	33:BI:54:GLN:HB2	1.89	0.54
34:BN:78:TYR:HB3	34:BN:79:PRO:CD	2.38	0.54
38:BR:9:LYS:O	38:BR:10:LEU:CG	2.55	0.54
38:BR:2:ARG:NH1	38:BR:5:LYS:HE2	2.23	0.54
41:BU:102:GLU:HB2	41:BU:104:GLN:HE22	1.73	0.54
41:BU:88:ILE:CG1	41:BU:88:ILE:O	2.55	0.54
46:BZ:128:VAL:CG2	46:BZ:132:ASN:HB2	2.38	0.54
46:BZ:99:TYR:CD2	46:BZ:99:TYR:N	2.76	0.54
1:CA:1374:G:C5	1:CA:1375:U:C5	2.96	0.54
1:CA:1493:G:N1	1:CA:1496:A:OP2	2.41	0.54
2:CB:204:ASN:ND2	2:CB:206:ASP:H	2.05	0.54
2:CB:73:THR:HG22	2:CB:95:GLN:O	2.08	0.54
7:CG:69:VAL:HG21	7:CG:104:LEU:HD21	1.89	0.54
9:CI:114:TYR:N	9:CI:114:TYR:CD2	2.59	0.54
17:CQ:21:VAL:O	17:CQ:41:LYS:HA	2.07	0.54
23:CV:8:U:C2	23:CV:15:G:O6	2.61	0.54
22:CY:29:G:N3	22:CY:29:G:H2'	2.22	0.54
52:D5:42:PRO:O	52:D5:43:HIS:HB2	2.08	0.54
25:DA:1697:G:C3'	25:DA:1698:A:H5''	2.27	0.54
25:DA:2135:A:H2'	25:DA:2136:C:H6	1.72	0.54
22:CW:76:A:H62	25:DA:2421:G:H2'	1.70	0.54
25:DA:2491:U:C5'	25:DA:2570:G:H5''	2.19	0.54
25:DA:2680:C:H2'	25:DA:2681:C:O2	2.08	0.54
25:DA:2783:G:H2'	25:DA:2784:C:C6	2.42	0.54
25:DA:309:G:N2	25:DA:330:A:P	2.81	0.54
25:DA:774:A:H2	25:DA:787:U:O2'	1.91	0.54
26:DB:83:G:H2'	26:DB:84:C:C5'	2.38	0.54
25:DA:2178:C:H4'	27:DC:46:LYS:HD3	1.89	0.54
28:DD:109:ASP:HB2	28:DD:197:GLY:CA	2.38	0.54
25:DA:2810:A:H2'	29:DE:61:ARG:NH2	2.23	0.54
30:DF:7:TYR:HB3	30:DF:16:GLY:N	2.21	0.54
31:DG:125:PHE:O	31:DG:128:ARG:HG2	2.08	0.54

Continued on next page...

Continued from previous page...

Atom-1	Atom-2	Interatomic distance (Å)	Clash overlap (Å)
32:DH:103:LEU:HD22	32:DH:123:PHE:CD2	2.43	0.54
33:DI:87:LYS:HA	33:DI:122:GLU:CG	2.30	0.54
36:DP:83:VAL:CG2	36:DP:105:LEU:HD12	2.38	0.54
40:DT:25:GLY:H	40:DT:49:VAL:CG1	2.20	0.54
42:DV:38:LEU:O	42:DV:52:VAL:HG12	2.08	0.54
25:DA:494:G:O2'	43:DW:5:ALA:O	2.24	0.54
45:DY:42:VAL:CB	45:DY:65:ALA:HB3	2.30	0.54
46:DZ:30:ASN:HA	46:DZ:89:PHE:CE2	2.43	0.54
1:AA:1115:G:N2	1:AA:1125:G:H1'	2.20	0.54
1:AA:1411:C:H2'	1:AA:1412:C:C6	2.43	0.54
1:AA:131:C:H42	1:AA:221:G:H1	1.56	0.54
1:AA:491:C:H6	1:AA:491:C:OP1	1.91	0.54
1:AA:828:G:H2'	1:AA:829:G:H8	1.73	0.54
1:AA:917:C:H2'	1:AA:918:G:H8	1.72	0.54
4:AD:62:GLN:O	4:AD:66:ARG:HD2	2.07	0.54
7:AG:38:LEU:O	7:AG:42:ILE:HG13	2.08	0.54
7:AG:52:GLU:O	7:AG:54:THR:N	2.41	0.54
10:AJ:88:LEU:CD1	10:AJ:90:LEU:HD11	2.38	0.54
12:AL:26:ALA:C	12:AL:27:LEU:HD22	2.28	0.54
12:AL:59:ARG:HG3	12:AL:64:TYR:O	2.07	0.54
18:AR:36:ASN:HB2	18:AR:39:VAL:HG23	1.89	0.54
18:AR:25:THR:HG22	18:AR:42:ARG:HH11	1.72	0.54
22:AW:11:C:H2'	22:AW:12:U:H6	1.73	0.54
55:B8:36:LYS:HB3	55:B8:40:GLU:HG3	1.90	0.54
55:B8:29:LYS:HD3	55:B8:44:LYS:HG2	1.90	0.54
25:BA:1434:A:O2'	25:BA:1435:G:H5'	2.08	0.54
25:BA:1609:A:N1	25:BA:1616:A:N7	2.56	0.54
25:BA:1887:C:H3'	25:BA:1888:G:H5''	1.90	0.54
25:BA:2389:G:H5''	25:BA:2390:U:H5'	1.90	0.54
25:BA:2864:G:H2'	25:BA:2865:U:O4'	2.08	0.54
25:BA:379:G:C6	25:BA:380:U:C2	2.96	0.54
31:BG:125:PHE:O	31:BG:128:ARG:HG2	2.08	0.54
38:BR:82:GLU:O	38:BR:86:ARG:HG3	2.08	0.54
26:BB:7:G:H21	39:BS:38:GLN:HE22	1.56	0.54
40:BT:15:VAL:HA	40:BT:79:HIS:HD2	1.73	0.54
1:CA:740:U:O2'	1:CA:856:C:H1'	2.08	0.54
2:CB:200:ILE:HG22	2:CB:202:PRO:HD3	1.89	0.54
3:CC:195:VAL:HG12	3:CC:196:LEU:H	1.72	0.54
10:CJ:78:ASN:ND2	10:CJ:80:LYS:HB2	2.23	0.54
11:CK:78:GLN:O	11:CK:103:LEU:HD13	2.07	0.54
12:CL:62:SER:O	12:CL:64:TYR:HD1	1.91	0.54

Continued on next page...

Continued from previous page...

Atom-1	Atom-2	Interatomic distance (Å)	Clash overlap (Å)
1:CA:319:G:OP1	20:CT:22:ARG:HD3	2.08	0.54
22:CW:5:G:O5'	22:CW:5:G:C8	2.61	0.54
49:D2:32:LEU:O	49:D2:36:ARG:HG3	2.08	0.54
52:D5:20:ARG:HA	52:D5:23:HIS:ND1	2.22	0.54
52:D5:40:LYS:HB2	52:D5:41:PRO:HD2	1.89	0.54
25:DA:2469:A:H2'	25:DA:2469:A:N3	2.23	0.54
25:DA:308:G:C2'	25:DA:309:G:H5'	2.38	0.54
28:DD:34:VAL:O	28:DD:34:VAL:HG22	2.07	0.54
29:DE:15:PHE:CE2	40:DT:80:SER:HB2	2.43	0.54
31:DG:41:GLN:HE22	31:DG:153:ARG:CG	2.20	0.54
35:DO:3:GLN:HB2	35:DO:4:PRO:HD2	1.90	0.54
25:DA:1203:G:H4'	36:DP:7:ARG:HG2	1.90	0.54
39:DS:48:LEU:N	39:DS:48:LEU:HD12	2.23	0.54
39:DS:75:GLU:HA	39:DS:78:LEU:HD12	1.90	0.54
42:DV:18:LEU:CD1	42:DV:19:LYS:H	2.22	0.54
45:DY:30:VAL:HG12	45:DY:31:LEU:N	2.23	0.54
37:DQ:141:GLN:NE2	46:DZ:72:ARG:HA	2.22	0.54
1:AA:926:A:C2	1:AA:1214:G:N3	2.76	0.53
5:AE:101:ILE:HD11	5:AE:119:LEU:CD2	2.23	0.53
5:AE:82:VAL:HG21	5:AE:138:ALA:HA	1.89	0.53
7:AG:108:ALA:HA	7:AG:111:ARG:HD2	1.90	0.53
7:AG:12:LEU:HD13	7:AG:25:ALA:HB2	1.90	0.53
9:AI:28:VAL:HG13	9:AI:63:ILE:O	2.09	0.53
10:AJ:50:ILE:HG23	10:AJ:60:ARG:HD3	1.90	0.53
13:AM:82:MET:HB2	13:AM:93:ARG:NH1	2.23	0.53
17:AQ:11:VAL:HG23	17:AQ:20:THR:HB	1.90	0.53
17:AQ:62:SER:CB	17:AQ:72:ARG:HG3	2.38	0.53
23:AV:11:A:N1	23:AV:12:G:C2	2.76	0.53
23:AV:2:G:N3	23:AV:2:G:H2'	2.23	0.53
22:AW:55:U:C5	22:AW:57:G:H5'	2.43	0.53
53:B6:13:CYS:O	53:B6:21:TYR:HA	2.07	0.53
25:BA:1336:A:OP1	44:BX:64:LYS:HE3	2.08	0.53
25:BA:7:G:H2'	25:BA:8:A:C8	2.44	0.53
25:BA:860:U:OP2	25:BA:916:G:N1	2.40	0.53
26:BB:73:A:H2'	26:BB:74:U:H5'	1.90	0.53
28:BD:32:SER:O	28:BD:33:LEU:C	2.46	0.53
33:BI:51:ILE:O	33:BI:55:ALA:N	2.40	0.53
36:BP:115:LEU:HD23	36:BP:115:LEU:N	2.23	0.53
45:BY:30:VAL:HG12	45:BY:31:LEU:N	2.23	0.53
46:BZ:57:ILE:HG22	46:BZ:58:VAL:H	1.73	0.53
1:CA:914:A:N6	1:CA:1326:U:O4	2.38	0.53

Continued on next page...

Continued from previous page...

Atom-1	Atom-2	Interatomic distance (Å)	Clash overlap (Å)
1:CA:657:G:N2	1:CA:700:C:O2	2.41	0.53
2:CB:112:VAL:O	2:CB:115:LEU:HB3	2.08	0.53
5:CE:136:MET:O	5:CE:138:ALA:N	2.40	0.53
7:CG:27:ILE:HG12	7:CG:43:PHE:HD2	1.73	0.53
8:CH:103:VAL:HG21	8:CH:109:ILE:O	2.08	0.53
10:CJ:87:THR:OG1	10:CJ:88:LEU:N	2.41	0.53
48:D1:57:GLU:O	48:D1:58:ILE:O	2.24	0.53
53:D6:47:THR:HG22	53:D6:48:VAL:N	2.23	0.53
25:DA:1436:G:C3'	25:DA:1437:C:H5''	2.36	0.53
25:DA:1789:A:H2'	25:DA:1790:C:O4'	2.07	0.53
25:DA:1819:A:O4'	25:DA:1821:A:N7	2.41	0.53
25:DA:1830:C:H42	25:DA:1975:G:H1	1.54	0.53
25:DA:2111:C:H42	25:DA:2147:G:H22	1.56	0.53
25:DA:2314:C:O2'	25:DA:2315:G:H5'	2.07	0.53
25:DA:2698:U:H2'	25:DA:2699:C:C6	2.43	0.53
25:DA:2777:G:C4'	25:DA:2778:A:H5'	2.39	0.53
25:DA:34:C:H2'	25:DA:35:G:H5'	1.89	0.53
25:DA:49:A:H5''	25:DA:51:G:O4'	2.09	0.53
25:DA:999:U:H2'	25:DA:1000:A:C5'	2.38	0.53
27:DC:100:ILE:HG22	27:DC:101:GLN:HG3	1.90	0.53
27:DC:78:ALA:HB2	27:DC:82:LYS:HB2	1.90	0.53
28:DD:33:LEU:O	28:DD:35:LYS:HG2	2.09	0.53
28:DD:26:LYS:HE2	28:DD:82:ILE:N	2.23	0.53
30:DF:181:LEU:HB3	30:DF:205:ARG:NH1	2.23	0.53
30:DF:9:ILE:HG22	30:DF:9:ILE:O	2.08	0.53
31:DG:39:ILE:HG23	31:DG:92:VAL:HG13	1.89	0.53
33:DI:79:ILE:HG22	33:DI:81:VAL:HG23	1.89	0.53
25:DA:1190:G:H5''	36:DP:35:HIS:CA	2.36	0.53
37:DQ:30:GLY:CA	37:DQ:107:ALA:HB2	2.37	0.53
37:DQ:59:ARG:HG3	37:DQ:59:ARG:NH1	2.23	0.53
38:DR:33:ARG:HG3	38:DR:115:GLU:HB2	1.90	0.53
40:DT:28:VAL:O	40:DT:29:ARG:HD2	2.08	0.53
43:DW:24:ILE:HD13	43:DW:36:LEU:HD11	1.90	0.53
1:AA:108:G:H1'	1:AA:109:A:N7	2.22	0.53
1:AA:210:U:O2	1:AA:210:U:H2'	2.08	0.53
3:AC:73:PRO:HD2	3:AC:105:GLU:OE2	2.08	0.53
3:AC:99:VAL:HG23	3:AC:99:VAL:O	2.08	0.53
11:AK:99:GLN:NE2	11:AK:105:VAL:HG21	2.23	0.53
23:AV:47:G:H3'	23:AV:47:G:C8	2.43	0.53
48:B1:44:PRO:HB2	48:B1:46:LEU:CD1	2.39	0.53
50:B3:10:LYS:HB3	50:B3:53:LEU:HA	1.89	0.53

Continued on next page...

Continued from previous page...

Atom-1	Atom-2	Interatomic distance (Å)	Clash overlap (Å)
52:B5:42:PRO:O	52:B5:43:HIS:HB2	2.08	0.53
25:BA:1336:A:H2'	25:BA:1337:G:H8	1.73	0.53
25:BA:1384:A:N3	25:BA:1405:U:H1'	2.23	0.53
25:BA:2168:G:N2	25:BA:2171:A:C8	2.77	0.53
25:BA:2463:C:O2'	25:BA:2464:C:H5''	2.08	0.53
25:BA:2680:C:H2'	25:BA:2681:C:O2	2.08	0.53
25:BA:2695:C:H2'	25:BA:2696:U:C6	2.42	0.53
32:BH:89:ILE:HG12	32:BH:129:THR:HA	1.90	0.53
32:BH:40:GLU:O	32:BH:42:ARG:N	2.42	0.53
33:BI:65:ALA:HB1	33:BI:131:LYS:HG2	1.90	0.53
34:BN:131:GLN:HE22	34:BN:134:ARG:CD	2.17	0.53
34:BN:134:ARG:H	34:BN:135:PRO:HD3	1.73	0.53
34:BN:17:ASP:HB2	34:BN:55:VAL:HG12	1.90	0.53
25:BA:1952:A:C6	35:BO:22:ILE:HD11	2.42	0.53
37:BQ:59:ARG:NH1	37:BQ:59:ARG:HG3	2.23	0.53
40:BT:91:ARG:O	40:BT:93:ARG:N	2.41	0.53
1:CA:1031:U:C5	1:CA:1182:A:H5'	2.43	0.53
1:CA:965:G:C2	1:CA:966:C:C2	2.96	0.53
2:CB:114:ARG:NH1	2:CB:118:LEU:HD21	2.22	0.53
3:CC:113:ALA:HB3	3:CC:114:PRO:CD	2.37	0.53
3:CC:22:TRP:CH2	3:CC:32:LEU:HB3	2.43	0.53
3:CC:73:PRO:HD2	3:CC:105:GLU:OE2	2.08	0.53
4:CD:107:ARG:HB3	4:CD:174:LEU:CD1	2.38	0.53
4:CD:108:LEU:HD12	4:CD:174:LEU:HD13	1.90	0.53
7:CG:108:ALA:HA	7:CG:111:ARG:HD2	1.91	0.53
7:CG:12:LEU:HD13	7:CG:25:ALA:HB2	1.89	0.53
9:CI:11:LYS:H	9:CI:104:ARG:HH21	1.56	0.53
9:CI:28:VAL:HG13	9:CI:63:ILE:O	2.07	0.53
10:CJ:8:LEU:CD1	10:CJ:20:ALA:HA	2.38	0.53
13:CM:3:ARG:HG2	13:CM:9:ILE:HG12	1.88	0.53
13:CM:82:MET:HG2	13:CM:82:MET:O	2.06	0.53
17:CQ:76:LEU:HD12	17:CQ:77:VAL:N	2.23	0.53
18:CR:25:THR:HG22	18:CR:42:ARG:HH11	1.73	0.53
25:DA:769:G:H2'	25:DA:770:G:H8	1.74	0.53
25:DA:957:A:H5'	37:DQ:76:LYS:HE3	1.90	0.53
26:DB:69:G:C6	26:DB:70:C:C4	2.96	0.53
28:DD:182:LEU:H	28:DD:272:ALA:HB3	1.72	0.53
28:DD:80:ALA:HB2	28:DD:96:HIS:CD2	2.43	0.53
30:DF:132:VAL:HG13	30:DF:133:ASN:N	2.23	0.53
31:DG:123:ASN:O	31:DG:125:PHE:N	2.41	0.53
33:DI:29:TYR:CE1	33:DI:33:ARG:NE	2.75	0.53

Continued on next page...

Continued from previous page...

Atom-1	Atom-2	Interatomic distance (Å)	Clash overlap (Å)
33:DI:58:LEU:HA	33:DI:61:ARG:CD	2.37	0.53
34:DN:120:LEU:HD11	34:DN:122:VAL:CG2	2.38	0.53
37:DQ:31:ASP:O	37:DQ:133:ARG:O	2.26	0.53
39:DS:83:LYS:HG2	39:DS:105:ALA:HB3	1.91	0.53
44:DX:3:THR:O	44:DX:4:ALA:HB3	2.08	0.53
46:DZ:117:LEU:HD23	46:DZ:118:GLN:N	2.23	0.53
1:AA:1218:C:H5''	1:AA:1219:A:O4'	2.08	0.53
1:AA:316:A:H2	1:AA:327:G:H22	1.56	0.53
1:AA:457:A:H1'	16:AP:82:GLN:HE22	1.73	0.53
3:AC:76:VAL:CG2	3:AC:77:ILE:H	2.21	0.53
48:B1:41:ARG:HD3	48:B1:43:TYR:CZ	2.43	0.53
50:B3:6:VAL:HG12	50:B3:56:VAL:HG22	1.90	0.53
55:B8:52:LYS:N	55:B8:53:PRO:CD	2.68	0.53
25:BA:1331:A:O2'	25:BA:1332:G:H5''	2.09	0.53
25:BA:1429:G:H2'	25:BA:1430:C:C6	2.44	0.53
25:BA:1479:G:H5'	25:BA:1558:A:H2	1.72	0.53
25:BA:1497:U:H5'	25:BA:1498:C:C5	2.43	0.53
25:BA:2422:A:H4'	25:BA:2423:U:OP1	2.08	0.53
25:BA:2469:A:N3	25:BA:2469:A:H2'	2.23	0.53
25:BA:587:C:C4	36:BP:33:ARG:HG2	2.44	0.53
27:BC:100:ILE:HG22	27:BC:101:GLN:HG3	1.90	0.53
27:BC:23:ASP:C	27:BC:25:ALA:H	2.12	0.53
25:BA:321:G:O4'	30:BF:165:ARG:HD2	2.08	0.53
31:BG:76:SER:HA	31:BG:83:ARG:HB2	1.90	0.53
32:BH:67:LEU:O	32:BH:71:LEU:HB2	2.08	0.53
33:BI:129:THR:HA	33:BI:137:PRO:CA	2.37	0.53
36:BP:101:VAL:HG12	36:BP:107:LYS:N	2.23	0.53
25:BA:2482:G:H22	37:BQ:52:VAL:HG11	1.72	0.53
38:BR:88:ARG:HD2	38:BR:89:ASP:OD1	2.08	0.53
39:BS:31:SER:HB3	39:BS:34:HIS:H	1.74	0.53
1:CA:396:C:H2'	1:CA:397:G:H8	1.73	0.53
1:CA:858:G:H2'	1:CA:859:C:O4'	2.09	0.53
1:CA:930:G:H5'	1:CA:942:A:H61	1.73	0.53
3:CC:76:VAL:CG2	3:CC:77:ILE:H	2.21	0.53
4:CD:176:LEU:HD12	4:CD:182:LYS:O	2.09	0.53
7:CG:72:ARG:O	7:CG:73:MET:HG3	2.09	0.53
8:CH:35:ILE:O	8:CH:39:LEU:HD23	2.08	0.53
8:CH:23:SER:HA	8:CH:63:LEU:CD2	2.38	0.53
12:CL:104:VAL:HG12	12:CL:105:TYR:CD1	2.43	0.53
14:CN:41:ARG:HG3	14:CN:42:ILE:N	2.22	0.53
23:CV:3:C:O2'	23:CV:4:G:H5'	2.08	0.53

Continued on next page...

Continued from previous page...

Atom-1	Atom-2	Interatomic distance (Å)	Clash overlap (Å)
22:CW:16:U:H3'	22:CW:17:C:C5'	2.32	0.53
22:CW:51:U:H2'	22:CW:52:G:C8	2.43	0.53
48:D1:5:CYS:O	48:D1:9:GLY:HA2	2.07	0.53
25:DA:1431:U:O2'	25:DA:1432:C:H5'	2.08	0.53
25:DA:2349:G:H8	25:DA:2349:G:H5'	1.73	0.53
25:DA:2689:U:H5''	25:DA:2690:C:H5'	1.91	0.53
25:DA:2721:A:H2'	25:DA:2722:G:H8	1.74	0.53
25:DA:2777:G:H5''	25:DA:2778:A:H5''	1.90	0.53
25:DA:353:G:C4	25:DA:354:G:C8	2.96	0.53
25:DA:648:G:O2'	25:DA:649:G:H5'	2.08	0.53
26:DB:87:G:H2'	26:DB:88:C:H5''	1.89	0.53
28:DD:6:PHE:HB3	28:DD:9:TYR:HE1	1.73	0.53
29:DE:132:HIS:CD2	29:DE:135:HIS:HE1	2.24	0.53
30:DF:152:GLU:O	30:DF:154:VAL:HG23	2.08	0.53
30:DF:7:TYR:HB2	30:DF:17:ARG:N	2.23	0.53
33:DI:102:SER:HA	33:DI:107:VAL:O	2.08	0.53
35:DO:1:MET:HG3	35:DO:32:TYR:CD1	2.44	0.53
36:DP:115:LEU:HD23	36:DP:115:LEU:N	2.23	0.53
37:DQ:4:PRO:O	37:DQ:6:ARG:N	2.40	0.53
37:DQ:59:ARG:O	37:DQ:60:ARG:CB	2.56	0.53
37:DQ:54:MET:CB	37:DQ:64:ILE:HD13	2.21	0.53
25:DA:870:A:OP1	37:DQ:6:ARG:NE	2.41	0.53
38:DR:63:ARG:HA	38:DR:80:PHE:HE2	1.73	0.53
42:DV:47:VAL:O	42:DV:48:GLY:C	2.47	0.53
44:DX:64:LYS:HZ3	44:DX:73:ARG:HH21	1.56	0.53
46:DZ:151:HIS:HB3	46:DZ:170:THR:HA	1.90	0.53
1:AA:222:G:H2'	1:AA:223:A:C8	2.44	0.53
1:AA:969:U:O2	1:AA:970:G:N2	2.41	0.53
2:AB:113:HIS:O	2:AB:117:GLU:HG3	2.07	0.53
4:AD:10:ARG:HH11	4:AD:10:ARG:HG2	1.74	0.53
5:AE:31:LEU:HD11	5:AE:43:LEU:HD11	1.89	0.53
7:AG:111:ARG:HB3	7:AG:113:GLU:HG2	1.91	0.53
7:AG:43:PHE:HD1	7:AG:43:PHE:C	2.11	0.53
13:AM:72:ALA:O	13:AM:75:ALA:HB3	2.08	0.53
22:AW:55:U:O5'	22:AW:55:U:O2	2.26	0.53
25:BA:1336:A:H2'	25:BA:1337:G:C8	2.43	0.53
25:BA:2039:C:H2'	25:BA:2040:C:H6	1.72	0.53
25:BA:2285:C:OP2	53:B6:27:LYS:HD2	2.09	0.53
25:BA:271(K):U:H3'	25:BA:271(L):U:H5'	1.90	0.53
25:BA:1999:C:H4'	25:BA:2723:C:O2	2.09	0.53
25:BA:438:G:O2'	25:BA:440:G:H5'	2.08	0.53

Continued on next page...

Continued from previous page...

Atom-1	Atom-2	Interatomic distance (Å)	Clash overlap (Å)
25:BA:637:A:H2'	36:BP:117:GLU:OE2	2.08	0.53
26:BB:87:G:H2'	26:BB:88:C:H5''	1.91	0.53
28:BD:109:ASP:HB2	28:BD:197:GLY:CA	2.38	0.53
29:BE:61:ARG:CB	29:BE:62:PRO:CD	2.86	0.53
30:BF:7:TYR:HB2	30:BF:17:ARG:N	2.23	0.53
31:BG:149:VAL:O	31:BG:149:VAL:HG23	2.08	0.53
31:BG:175:LEU:HD12	31:BG:175:LEU:H	1.72	0.53
31:BG:83:ARG:HH11	31:BG:84:LYS:HD2	1.73	0.53
25:BA:1012:U:O4	34:BN:28:THR:HG21	2.09	0.53
25:BA:957:A:H5'	37:BQ:76:LYS:HE3	1.91	0.53
38:BR:54:LEU:HD23	38:BR:66:VAL:HG23	1.90	0.53
39:BS:15:ARG:O	39:BS:18:ILE:HG22	2.08	0.53
1:CA:1100:C:H1'	1:CA:1160:A:C4	2.42	0.53
5:CE:40:ARG:HH11	5:CE:40:ARG:HG2	1.73	0.53
5:CE:76:ILE:CG1	5:CE:77:PRO:HD2	2.38	0.53
7:CG:68:ASN:HD22	7:CG:128:ALA:HA	1.73	0.53
8:CH:85:ARG:C	8:CH:85:ARG:HD3	2.28	0.53
11:CK:126:ARG:HB3	11:CK:126:ARG:HH11	1.73	0.53
16:CP:12:LYS:O	16:CP:13:HIS:HB2	2.08	0.53
16:CP:15:PRO:O	16:CP:41:PRO:HD2	2.09	0.53
22:CW:26:A:H2'	22:CW:27:G:C8	2.44	0.53
22:CW:36:A:H2'	22:CW:37:A:O5'	2.09	0.53
53:D6:17:LYS:C	53:D6:18:ARG:HD3	2.29	0.53
25:DA:2059:A:H5'	25:DA:2060:A:OP2	2.09	0.53
25:DA:2171:A:O2'	25:DA:2172:U:H6	1.89	0.53
25:DA:2290:G:C8	25:DA:2290:G:H5'	2.37	0.53
25:DA:2716:U:O2'	25:DA:2717:G:H5'	2.09	0.53
25:DA:2864:G:H2'	25:DA:2865:U:O4'	2.09	0.53
25:DA:313:C:HO2'	25:DA:314:A:H5'	1.72	0.53
25:DA:379:G:C6	25:DA:380:U:C2	2.96	0.53
28:DD:31:LYS:HZ1	28:DD:102:LYS:NZ	2.06	0.53
29:DE:137:HIS:HB3	29:DE:138:PRO:HD2	1.91	0.53
31:DG:41:GLN:N	31:DG:90:LEU:O	2.37	0.53
33:DI:120:ILE:O	33:DI:121:LYS:CB	2.57	0.53
39:DS:28:VAL:HG12	39:DS:29:PHE:N	2.24	0.53
40:DT:38:ASN:HD21	40:DT:41:ARG:HB2	1.74	0.53
45:DY:28:LYS:HA	45:DY:39:VAL:N	2.18	0.53
1:AA:1170:C:H5''	3:AC:5:ILE:HG21	1.89	0.53
4:AD:11:LEU:C	4:AD:13:ARG:N	2.60	0.53
4:AD:130:GLY:O	4:AD:131:ARG:C	2.46	0.53
8:AH:12:ARG:HG2	8:AH:24:THR:HG21	1.88	0.53

Continued on next page...

Continued from previous page...

Atom-1	Atom-2	Interatomic distance (Å)	Clash overlap (Å)
1:AA:198:U:C4'	20:AT:103:GLY:HA2	2.39	0.53
23:AV:20:G:N1	23:AV:58:A:C2	2.76	0.53
50:B3:26:LEU:O	50:B3:28:LEU:HG	2.08	0.53
25:BA:2467:C:H4'	37:BQ:123:HIS:CD2	2.43	0.53
25:BA:2491:U:C5'	25:BA:2570:G:H5''	2.19	0.53
25:BA:2809:A:C2	25:BA:2892:A:N3	2.77	0.53
25:BA:299:A:O5'	25:BA:299:A:H8	1.92	0.53
25:BA:460:A:H2'	25:BA:461:C:O4'	2.09	0.53
33:BI:118:LYS:HD2	33:BI:119:PRO:HD2	1.91	0.53
37:BQ:31:ASP:O	37:BQ:133:ARG:O	2.26	0.53
25:BA:954:G:H4'	37:BQ:13:GLN:NE2	2.23	0.53
38:BR:4:LEU:C	38:BR:6:SER:H	2.10	0.53
26:BB:6:C:O2'	39:BS:29:PHE:CE1	2.38	0.53
40:BT:120:ARG:O	40:BT:124:ASP:N	2.41	0.53
42:BV:14:VAL:HB	42:BV:96:ILE:HG13	1.91	0.53
44:BX:3:THR:O	44:BX:4:ALA:HB3	2.08	0.53
46:BZ:165:VAL:HG12	46:BZ:166:SER:N	2.24	0.53
1:CA:1153:C:H2'	1:CA:1154:G:H8	1.73	0.53
1:CA:378:A:C5	1:CA:379:G:H1'	2.43	0.53
1:CA:853:G:C6	1:CA:854:C:C4	2.97	0.53
5:CE:6:PHE:CD2	5:CE:36:ASP:HB3	2.43	0.53
13:CM:93:ARG:CZ	25:DA:888:C:C4'	2.77	0.53
13:CM:88:ARG:HG2	13:CM:98:VAL:CG1	2.38	0.53
17:CQ:31:LEU:O	17:CQ:31:LEU:HG	2.07	0.53
18:CR:35:ARG:O	18:CR:37:VAL:HG13	2.09	0.53
23:CV:30:G:C6	23:CV:43:G:N1	2.77	0.53
52:D5:57:VAL:C	52:D5:58:LEU:HD23	2.29	0.53
56:D9:14:CYS:SG	56:D9:25:VAL:HG13	2.49	0.53
25:DA:1336:A:H2'	25:DA:1337:G:C8	2.43	0.53
25:DA:1429:G:H2'	25:DA:1430:C:C6	2.43	0.53
25:DA:1992:G:P	25:DA:1992:G:C8	3.02	0.53
25:DA:2015:A:H1'	52:D5:2:ALA:CA	2.31	0.53
25:DA:2168:G:N2	25:DA:2171:A:C8	2.77	0.53
25:DA:919:G:N2	25:DA:2269:A:OP2	2.42	0.53
25:DA:271(H):G:HO2'	25:DA:271(I):G:H8	1.55	0.53
25:DA:747:U:OP2	52:D5:3:LYS:HD3	2.08	0.53
25:DA:926:A:C8	25:DA:926:A:H5'	2.42	0.53
30:DF:127:GLU:O	30:DF:127:GLU:OE2	2.26	0.53
35:DO:13:ASN:ND2	35:DO:96:THR:HG23	2.22	0.53
37:DQ:120:ILE:O	37:DQ:123:HIS:HB2	2.09	0.53
37:DQ:34:LEU:HD12	37:DQ:130:LYS:O	2.09	0.53

Continued on next page...

Continued from previous page...

Atom-1	Atom-2	Interatomic distance (Å)	Clash overlap (Å)
38:DR:4:LEU:C	38:DR:6:SER:H	2.10	0.53
41:DU:25:TRP:HB3	41:DU:28:ARG:HD2	1.89	0.53
25:DA:534:U:O2'	41:DU:49:HIS:CD2	2.62	0.53
46:DZ:165:VAL:HG12	46:DZ:166:SER:N	2.24	0.53
1:AA:267:C:H2'	1:AA:268:A:H8	1.74	0.53
5:AE:80:ILE:HG22	8:AH:104:ARG:NH2	2.23	0.53
7:AG:15:ASP:OD2	7:AG:44:TYR:OH	2.26	0.53
8:AH:84:ARG:HG2	8:AH:84:ARG:HH11	1.74	0.53
1:AA:1323:C:H1'	9:AI:124:GLN:NE2	2.21	0.53
13:AM:22:ILE:HG22	13:AM:25:ILE:HD13	1.90	0.53
1:AA:232:C:H5''	17:AQ:25:ARG:NH1	2.23	0.53
49:B2:43:GLN:O	49:B2:44:LEU:HD23	2.08	0.53
50:B3:8:LEU:HD13	50:B3:31:LEU:HD23	1.91	0.53
25:BA:271(H):G:HO2'	25:BA:271(I):G:H8	1.56	0.53
25:BA:541:C:O2'	25:BA:542:C:C5'	2.49	0.53
25:BA:717:G:H2'	25:BA:718:A:O4'	2.09	0.53
25:BA:888:C:H2'	25:BA:889:C:H5'	1.90	0.53
28:BD:26:LYS:HE2	28:BD:82:ILE:N	2.23	0.53
29:BE:91:VAL:HG13	29:BE:95:ILE:HG12	1.89	0.53
31:BG:21:ARG:HD3	31:BG:21:ARG:C	2.29	0.53
33:BI:102:SER:HA	33:BI:107:VAL:O	2.08	0.53
33:BI:47:LEU:HA	33:BI:50:ARG:NE	2.23	0.53
33:BI:83:ALA:HA	33:BI:89:TYR:CD1	2.43	0.53
35:BO:25:LEU:N	35:BO:38:VAL:O	2.36	0.53
35:BO:89:ASN:N	35:BO:89:ASN:OD1	2.40	0.53
37:BQ:34:LEU:HD12	37:BQ:130:LYS:O	2.09	0.53
41:BU:79:PHE:HE1	41:BU:106:PHE:CE2	2.27	0.53
42:BV:19:LYS:HZ3	42:BV:20:LEU:HB2	1.73	0.53
43:BW:24:ILE:HD13	43:BW:36:LEU:HD11	1.90	0.53
25:BA:2012:G:O2'	43:BW:96:ILE:HD11	2.09	0.53
46:BZ:104:PHE:HD1	46:BZ:139:VAL:HB	1.73	0.53
46:BZ:151:HIS:HB3	46:BZ:170:THR:HA	1.91	0.53
46:BZ:30:ASN:HA	46:BZ:89:PHE:CE2	2.43	0.53
46:BZ:19:ARG:HH11	46:BZ:82:ARG:NH2	2.06	0.53
2:CB:107:THR:HA	2:CB:110:GLN:OE1	2.08	0.53
5:CE:76:ILE:CG1	5:CE:142:LEU:HD22	2.38	0.53
10:CJ:6:ILE:HG22	10:CJ:98:ILE:CD1	2.38	0.53
14:CN:13:THR:O	14:CN:15:LYS:N	2.42	0.53
18:CR:36:ASN:HD22	18:CR:39:VAL:HG21	1.73	0.53
22:CW:30:G:C2	22:CW:31:A:C5	2.96	0.53
22:CW:38:A:H2'	22:CW:39:U:O4'	2.09	0.53

Continued on next page...

Continued from previous page...

Atom-1	Atom-2	Interatomic distance (Å)	Clash overlap (Å)
24:CX:13:A:H2'	24:CX:14:A:O4'	2.08	0.53
47:D0:25:ARG:HA	47:D0:29:GLN:NE2	2.21	0.53
50:D3:36:VAL:HG23	50:D3:36:VAL:O	2.08	0.53
56:D9:27:CYS:SG	56:D9:28:GLU:N	2.80	0.53
25:DA:1434:A:O2'	25:DA:1435:G:H5'	2.08	0.53
25:DA:1678:G:N2	25:DA:1989:G:H22	2.07	0.53
25:DA:1999:C:H4'	25:DA:2723:C:O2	2.09	0.53
25:DA:2114:A:H2'	25:DA:2115:G:O4'	2.09	0.53
25:DA:2206:G:H21	25:DA:2207:G:C5'	2.15	0.53
25:DA:2757:A:OP1	56:D9:19:ARG:HA	2.09	0.53
25:DA:523:C:H5''	25:DA:540:C:O2'	2.09	0.53
25:DA:539:G:H2'	25:DA:540:C:H6	1.72	0.53
28:DD:70:TRP:HZ3	28:DD:146:GLU:CD	2.12	0.53
29:DE:69:LYS:HD3	29:DE:89:ASP:HA	1.91	0.53
32:DH:68:THR:C	32:DH:70:THR:N	2.60	0.53
33:DI:81:VAL:HG13	33:DI:88:ILE:HG21	1.89	0.53
34:DN:43:THR:O	34:DN:45:ASN:N	2.42	0.53
35:DO:114:ILE:O	35:DO:117:LEU:N	2.42	0.53
37:DQ:66:ILE:HG22	37:DQ:104:PHE:CD2	2.44	0.53
25:DA:2683:C:H5'	40:DT:58:ASN:ND2	2.23	0.53
42:DV:64:HIS:CE1	42:DV:92:THR:HG22	2.43	0.53
25:DA:336:C:H5''	45:DY:7:VAL:HG11	1.90	0.53
46:DZ:68:PRO:O	46:DZ:91:LEU:HD13	2.08	0.53
1:AA:1033:C:H2'	1:AA:1034:U:C6	2.44	0.53
1:AA:142:G:O2'	1:AA:143:A:H5'	2.09	0.53
1:AA:641:G:H2'	1:AA:642:U:H6	1.73	0.53
1:AA:804:G:H2'	1:AA:805:C:C6	2.44	0.53
2:AB:114:ARG:HH12	2:AB:118:LEU:HD21	1.74	0.53
2:AB:91:PRO:HG2	2:AB:155:LEU:CD2	2.31	0.53
4:AD:187:ARG:NH2	4:AD:193:ASP:OD2	2.42	0.53
23:AV:66:C:C2'	23:AV:67:C:O5'	2.57	0.53
55:B8:63:PRO:HB2	55:B8:64:TYR:CD1	2.44	0.53
25:BA:2080:G:P	48:B1:35:THR:HG21	2.49	0.53
25:BA:2189:U:C2'	25:BA:2190:G:H5''	2.39	0.53
25:BA:2230:G:H4'	48:B1:43:TYR:HB2	1.90	0.53
25:BA:2817:G:H21	25:BA:2836:U:C1'	2.22	0.53
25:BA:349:G:N1	25:BA:350:U:C2	2.77	0.53
25:BA:523:C:H5''	25:BA:540:C:O2'	2.09	0.53
25:BA:8:A:H2'	25:BA:9:U:C6	2.44	0.53
26:BB:28:C:O2'	26:BB:29:A:H5'	2.09	0.53
28:BD:70:TRP:CH2	28:BD:150:LYS:HA	2.43	0.53

Continued on next page...

Continued from previous page...

Atom-1	Atom-2	Interatomic distance (Å)	Clash overlap (Å)
25:BA:1658:C:OP1	29:BE:132:HIS:CE1	2.62	0.53
32:BH:158:HIS:O	32:BH:159:GLU:CB	2.57	0.53
33:BI:100:ALA:O	33:BI:101:LEU:HB2	2.09	0.53
33:BI:1:MET:C	33:BI:20:ASP:HB2	2.28	0.53
34:BN:3:THR:C	34:BN:5:VAL:H	2.12	0.53
37:BQ:59:ARG:O	37:BQ:60:ARG:CB	2.56	0.53
38:BR:74:LYS:HD2	38:BR:77:ARG:NH2	2.22	0.53
41:BU:90:VAL:O	41:BU:92:ARG:N	2.37	0.53
25:BA:518:G:H4'	43:BW:18:ARG:NH1	2.23	0.53
1:CA:1025:C:H2'	1:CA:1026:A:H8	1.73	0.53
1:CA:1036:C:H2'	1:CA:1037:A:OP2	2.09	0.53
1:CA:458:G:H5''	16:CP:81:ARG:HH21	1.73	0.53
1:CA:484:C:H2'	1:CA:485:G:H8	1.73	0.53
1:CA:928:G:H2'	1:CA:929:U:H6	1.73	0.53
2:CB:74:LYS:C	2:CB:76:GLN:H	2.11	0.53
4:CD:146:ILE:N	4:CD:146:ILE:CD1	2.72	0.53
4:CD:150:GLU:OE1	4:CD:150:GLU:N	2.41	0.53
7:CG:111:ARG:HB3	7:CG:113:GLU:HG2	1.90	0.53
7:CG:15:ASP:OD2	7:CG:44:TYR:OH	2.26	0.53
8:CH:64:LYS:CG	8:CH:79:VAL:HG21	2.39	0.53
9:CI:126:SER:O	9:CI:127:LYS:HB3	2.08	0.53
10:CJ:89:ASP:C	10:CJ:90:LEU:HD12	2.29	0.53
11:CK:91:ARG:C	11:CK:91:ARG:HD2	2.28	0.53
12:CL:24:VAL:CG1	12:CL:24:VAL:O	2.57	0.53
15:CO:78:TYR:C	15:CO:80:ALA:N	2.62	0.53
20:CT:53:LEU:CB	20:CT:102:GLY:HA3	2.39	0.53
20:CT:13:LEU:C	20:CT:13:LEU:HD12	2.28	0.53
52:D5:56:LYS:H	52:D5:56:LYS:HD2	1.74	0.53
55:D8:23:VAL:HA	55:D8:47:LYS:O	2.09	0.53
55:D8:7:HIS:CG	55:D8:59:LYS:HZ1	2.26	0.53
25:DA:1384:A:N3	25:DA:1405:U:H1'	2.23	0.53
25:DA:2189:U:C2'	25:DA:2190:G:H5''	2.39	0.53
25:DA:2199:A:H2'	25:DA:2199:A:N3	2.24	0.53
25:DA:2543:G:H2'	25:DA:2544:G:C8	2.44	0.53
25:DA:271(P):C:OP1	33:DI:45:LYS:HE3	2.08	0.53
25:DA:2809:A:C2	25:DA:2892:A:N3	2.77	0.53
25:DA:645:C:O2	25:DA:645:C:C2'	2.57	0.53
25:DA:897:C:C2	25:DA:898:C:C5	2.96	0.53
27:DC:86:ALA:CB	27:DC:94:VAL:HG11	2.38	0.53
23:CV:57:C:H41	31:DG:83:ARG:HH22	1.42	0.53
25:DA:389:G:N1	36:DP:70:GLN:HG3	2.24	0.53

Continued on next page...

Continued from previous page...

Atom-1	Atom-2	Interatomic distance (Å)	Clash overlap (Å)
38:DR:54:LEU:HD23	38:DR:66:VAL:HG23	1.90	0.53
39:DS:62:LYS:O	39:DS:65:VAL:HB	2.08	0.53
39:DS:97:ARG:C	39:DS:97:ARG:NE	2.62	0.53
40:DT:29:ARG:CG	40:DT:85:LYS:CG	2.73	0.53
41:DU:57:PHE:C	41:DU:59:ARG:N	2.60	0.53
41:DU:91:ASP:OD2	41:DU:96:ALA:N	2.41	0.53
43:DW:1:MET:HA	43:DW:1:MET:HE3	1.90	0.53
1:AA:1286:G:H8	1:AA:1286:G:OP2	1.92	0.53
1:AA:1328:G:H5''	9:AI:107:ARG:CG	2.31	0.53
1:AA:423:G:C5	1:AA:425:A:C6	2.96	0.53
1:AA:458:G:H2'	1:AA:459:G:H8	1.73	0.53
4:AD:114:ARG:HG3	4:AD:114:ARG:HH11	1.74	0.53
4:AD:4:TYR:O	4:AD:5:ILE:HB	2.07	0.53
12:AL:24:VAL:HG13	12:AL:98:TYR:HE2	1.72	0.53
13:AM:97:PRO:CA	13:AM:110:ARG:HD2	2.39	0.53
14:AN:57:ARG:HG2	14:AN:58:LYS:N	2.23	0.53
23:AV:49:C:O2	23:AV:49:C:H2'	2.08	0.53
23:AV:5:G:N2	23:AV:70:C:C2	2.77	0.53
47:B0:25:ARG:HA	47:B0:29:GLN:NE2	2.20	0.53
47:B0:41:ARG:N	47:B0:41:ARG:HD2	2.17	0.53
53:B6:40:CYS:SG	53:B6:45:LYS:CE	2.97	0.53
36:BP:61:ARG:CZ	55:B8:13:ARG:HD2	2.38	0.53
56:B9:14:CYS:SG	56:B9:25:VAL:HG13	2.49	0.53
25:BA:103:A:C2'	25:BA:104:U:H5''	2.39	0.53
25:BA:2199:A:N3	25:BA:2199:A:H2'	2.23	0.53
25:BA:2263:C:C6	25:BA:2263:C:H5'	2.34	0.53
25:BA:2543:G:H2'	25:BA:2544:G:C8	2.44	0.53
25:BA:271(O):C:O2'	25:BA:271(P):C:C6	2.61	0.53
25:BA:2176:A:O5'	27:BC:217:THR:HA	2.08	0.53
28:BD:10:THR:O	28:BD:11:PRO:O	2.27	0.53
28:BD:26:LYS:CE	28:BD:82:ILE:N	2.72	0.53
25:BA:2787:C:H1'	29:BE:61:ARG:HG3	1.91	0.53
35:BO:6:THR:O	35:BO:20:MET:HA	2.08	0.53
36:BP:83:VAL:CG2	36:BP:105:LEU:HD12	2.39	0.53
37:BQ:115:MET:O	37:BQ:119:ARG:HB2	2.09	0.53
37:BQ:120:ILE:O	37:BQ:123:HIS:HB2	2.09	0.53
38:BR:45:ARG:CG	38:BR:46:GLY:H	2.22	0.53
39:BS:57:LYS:O	39:BS:58:LEU:O	2.27	0.53
39:BS:75:GLU:HA	39:BS:78:LEU:HD12	1.90	0.53
40:BT:32:TYR:CD1	40:BT:81:PRO:HB2	2.44	0.53
43:BW:110:LYS:HG3	43:BW:111:HIS:ND1	2.24	0.53

Continued on next page...

Continued from previous page...

Atom-1	Atom-2	Interatomic distance (Å)	Clash overlap (Å)
1:CA:811:A:H2'	1:CA:812:G:O4'	2.09	0.53
2:CB:204:ASN:HB3	2:CB:210:SER:OG	2.08	0.53
2:CB:92:TYR:C	2:CB:92:TYR:HD1	2.12	0.53
9:CI:8:GLY:HA3	9:CI:76:ALA:O	2.09	0.53
11:CK:21:ILE:HD12	11:CK:21:ILE:N	2.24	0.53
16:CP:68:ASP:O	16:CP:71:ARG:HG2	2.08	0.53
48:D1:44:PRO:HB2	48:D1:46:LEU:CD1	2.39	0.53
49:D2:55:ARG:O	49:D2:58:ALA:HB3	2.09	0.53
51:D4:40:ILE:N	51:D4:40:ILE:HD12	2.23	0.53
55:D8:63:PRO:HB2	55:D8:64:TYR:CD1	2.44	0.53
25:DA:1506:C:H2'	25:DA:1506:C:O2	2.08	0.53
25:DA:1885:A:H5'	25:DA:1885:A:H8	1.74	0.53
25:DA:1899:G:N2	25:DA:1902:C:N4	2.51	0.53
25:DA:2161:C:H2'	25:DA:2162:G:H8	1.72	0.53
25:DA:380:U:H5''	25:DA:380:U:H6	1.74	0.53
25:DA:438:G:O2'	25:DA:440:G:H5'	2.08	0.53
25:DA:460:A:H2'	25:DA:461:C:O4'	2.09	0.53
25:DA:813:U:H2'	25:DA:814:C:H6	1.73	0.53
26:DB:73:A:H2'	26:DB:74:U:H5'	1.89	0.53
27:DC:23:ASP:C	27:DC:25:ALA:H	2.12	0.53
28:DD:77:ALA:HB2	28:DD:97:TYR:HA	1.90	0.53
31:DG:113:ARG:O	31:DG:114:ILE:O	2.27	0.53
32:DH:41:MET:CG	32:DH:53:GLU:O	2.54	0.53
32:DH:30:LYS:HG2	32:DH:79:VAL:O	2.09	0.53
33:DI:54:GLN:O	33:DI:57:ARG:HB2	2.08	0.53
36:DP:62:LEU:H	36:DP:62:LEU:HD23	1.73	0.53
36:DP:92:GLU:HG3	36:DP:93:GLY:N	2.23	0.53
38:DR:88:ARG:HD2	38:DR:89:ASP:OD1	2.08	0.53
39:DS:96:GLY:C	39:DS:98:VAL:H	2.12	0.53
41:DU:102:GLU:HB2	41:DU:104:GLN:HE22	1.72	0.53
42:DV:2:PHE:HE1	42:DV:13:ARG:HD2	1.73	0.53
42:DV:39:LEU:HD22	42:DV:39:LEU:N	2.24	0.53
45:DY:28:LYS:CB	45:DY:38:ILE:H	2.16	0.53
1:AA:992:A:C2	1:AA:1200:U:H1'	2.44	0.53
1:AA:1348:C:H2'	1:AA:1349:C:C6	2.44	0.53
1:AA:311:G:H2'	1:AA:312:G:H8	1.74	0.53
3:AC:36:ASP:OD2	3:AC:57:ILE:HG21	2.08	0.53
2:AB:178:ARG:HD2	8:AH:71:GLY:CA	2.39	0.53
9:AI:10:ARG:HD3	9:AI:75:ASP:CB	2.38	0.53
9:AI:89:ASN:HB3	9:AI:92:TYR:CD1	2.44	0.53
10:AJ:16:LEU:HD23	10:AJ:94:VAL:CG1	2.39	0.53

Continued on next page...

Continued from previous page...

Atom-1	Atom-2	Interatomic distance (Å)	Clash overlap (Å)
13:AM:91:ARG:HA	13:AM:96:LEU:HB2	1.91	0.53
19:AS:29:ARG:O	19:AS:31:ILE:N	2.42	0.53
23:AV:35:C:H2'	23:AV:36:A:C8	2.43	0.53
53:B6:17:LYS:C	53:B6:18:ARG:HD3	2.29	0.53
25:BA:1789:A:H2'	25:BA:1790:C:O4'	2.08	0.53
25:BA:2186:G:C6	25:BA:2187:G:O6	2.62	0.53
25:BA:2203:U:H2'	25:BA:2203:U:O2	2.08	0.53
25:BA:2698:U:H2'	25:BA:2699:C:C6	2.43	0.53
25:BA:2716:U:O2'	25:BA:2717:G:H5'	2.09	0.53
25:BA:2887:U:H2'	25:BA:2888:C:H6	1.74	0.53
25:BA:49:A:H5''	25:BA:51:G:O4'	2.09	0.53
25:BA:541:C:C2'	25:BA:542:C:C5'	2.83	0.53
25:BA:62:C:H2'	25:BA:63:U:H5'	1.91	0.53
25:BA:815:C:O2'	25:BA:816:C:H5'	2.09	0.53
25:BA:848:G:H2'	25:BA:849:A:C8	2.44	0.53
25:BA:9:U:O2'	25:BA:10:G:O5'	2.27	0.53
29:BE:149:ARG:HG3	29:BE:149:ARG:HH11	1.73	0.53
31:BG:123:ASN:O	31:BG:125:PHE:N	2.41	0.53
31:BG:115:ARG:HH12	31:BG:136:ARG:HD3	1.71	0.53
32:BH:130:ARG:HD3	32:BH:132:ARG:NH2	2.24	0.53
26:BB:117:G:C5'	39:BS:55:ALA:HB1	2.38	0.53
41:BU:57:PHE:C	41:BU:59:ARG:N	2.60	0.53
42:BV:49:THR:HB	42:BV:50:PRO:HD2	1.90	0.53
43:BW:24:ILE:HG21	43:BW:36:LEU:HD21	1.90	0.53
43:BW:1:MET:HE2	43:BW:2:GLU:H	1.74	0.53
43:BW:12:ILE:HD12	43:BW:42:ARG:NH1	2.24	0.53
46:BZ:68:PRO:O	46:BZ:91:LEU:HD13	2.08	0.53
1:CA:1345:A:H4'	1:CA:1346:U:H5''	1.91	0.53
1:CA:1399:G:N2	1:CA:1459:G:H2'	2.24	0.53
1:CA:183:G:H2'	1:CA:184:C:C6	2.43	0.53
2:CB:223:ILE:HA	2:CB:226:ARG:HB3	1.90	0.53
3:CC:20:SER:HB2	3:CC:40:ARG:NH2	2.20	0.53
5:CE:53:LEU:O	5:CE:57:LYS:HB2	2.08	0.53
7:CG:46:ALA:O	7:CG:49:ILE:HB	2.08	0.53
12:CL:43:VAL:HG21	12:CL:93:LEU:HD22	1.90	0.53
14:CN:37:PHE:CE1	14:CN:53:LEU:HD22	2.43	0.53
14:CN:7:ILE:O	14:CN:11:LYS:HE3	2.09	0.53
16:CP:21:VAL:HG13	16:CP:33:ILE:HB	1.91	0.53
25:DA:2025:C:H2'	25:DA:2026:C:H6	1.70	0.53
25:DA:2127:G:H5'	27:DC:36:LYS:NZ	2.24	0.53
25:DA:2206:G:N2	25:DA:2207:G:C5'	2.69	0.53

Continued on next page...

Continued from previous page...

Atom-1	Atom-2	Interatomic distance (Å)	Clash overlap (Å)
25:DA:2304:G:C2	25:DA:2313:C:N3	2.77	0.53
25:DA:2393:A:H5'	36:DP:62:LEU:HB3	1.90	0.53
25:DA:2887:U:H2'	25:DA:2888:C:H6	1.74	0.53
26:DB:104:U:O2'	26:DB:105:A:H5'	2.09	0.53
26:DB:31:C:H2'	26:DB:53:A:H61	1.74	0.53
26:DB:83:G:H1	26:DB:94:C:H42	1.56	0.53
29:DE:61:ARG:CB	29:DE:62:PRO:CD	2.86	0.53
32:DH:130:ARG:HD3	32:DH:132:ARG:NH2	2.24	0.53
32:DH:146:ALA:HB2	32:DH:164:TYR:OH	2.09	0.53
34:DN:62:VAL:HG22	34:DN:66:LYS:CB	2.38	0.53
36:DP:114:ILE:HD12	36:DP:115:LEU:N	2.24	0.53
39:DS:15:ARG:O	39:DS:18:ILE:HG22	2.08	0.53
42:DV:14:VAL:HB	42:DV:96:ILE:HG13	1.91	0.53
1:AA:1121:G:N3	1:AA:1123:C:N4	2.55	0.53
1:AA:1327:A:H5''	9:AI:120:ARG:NH1	2.18	0.53
58:AA:1694:PAR:HN61	58:AA:1694:PAR:H34	1.73	0.53
1:AA:239:U:C6	1:AA:871:G:N2	2.77	0.53
4:AD:166:LYS:O	28:DD:135:PHE:HE2	1.92	0.53
5:AE:41:VAL:HG13	5:AE:113:ALA:CA	2.38	0.53
8:AH:53:VAL:HG12	8:AH:54:ASP:OD2	2.09	0.53
20:AT:33:ILE:HD11	20:AT:62:LEU:O	2.09	0.53
20:AT:57:ARG:CZ	20:AT:102:GLY:HA2	2.38	0.53
21:AU:2:GLY:C	21:AU:4:GLY:N	2.62	0.53
22:AW:51:U:O2	22:AW:64:A:C2	2.62	0.53
25:BA:242:G:C5'	55:B8:62:LEU:HD13	2.15	0.53
25:BA:1301:A:O2'	25:BA:1302:A:C2'	2.52	0.53
25:BA:1678:G:N2	25:BA:1989:G:H22	2.07	0.53
25:BA:748:G:OP1	25:BA:2612:C:N4	2.41	0.53
25:BA:2777:G:H5''	25:BA:2778:A:C5'	2.39	0.53
25:BA:2795:G:N7	25:BA:2801(A):A:H2	2.07	0.53
25:BA:921:G:H4'	25:BA:2269:A:C6	2.43	0.53
25:BA:999:U:H2'	25:BA:1000:A:C5'	2.38	0.53
28:BD:70:TRP:HZ3	28:BD:146:GLU:CD	2.13	0.53
28:BD:68:LYS:HG3	28:BD:68:LYS:O	2.08	0.53
29:BE:31:CYS:HB3	29:BE:49:LEU:HB3	1.91	0.53
29:BE:36:ARG:NH1	29:BE:85:ASN:OD1	2.42	0.53
31:BG:39:ILE:HG23	31:BG:92:VAL:HG13	1.89	0.53
36:BP:17:LYS:HG2	36:BP:17:LYS:O	2.09	0.53
39:BS:97:ARG:C	39:BS:97:ARG:NE	2.62	0.53
41:BU:105:VAL:O	41:BU:109:LEU:HD12	2.09	0.53
45:BY:86:ARG:NH1	45:BY:95:LYS:NZ	2.57	0.53

Continued on next page...

Continued from previous page...

Atom-1	Atom-2	Interatomic distance (Å)	Clash overlap (Å)
1:CA:1053:C:H2'	1:CA:1054:G:H8	1.72	0.53
1:CA:1089:C:C4	1:CA:1090:G:C8	2.96	0.53
2:CB:178:ARG:HD2	8:CH:71:GLY:CA	2.39	0.53
4:CD:10:ARG:HH11	4:CD:10:ARG:HG2	1.74	0.53
4:CD:130:GLY:O	4:CD:131:ARG:C	2.47	0.53
9:CI:126:SER:O	9:CI:128:ARG:HG2	2.08	0.53
11:CK:48:ILE:HG22	11:CK:49:GLY:N	2.23	0.53
18:CR:19:LYS:O	18:CR:20:ALA:HB2	2.09	0.53
19:CS:29:ARG:HD2	19:CS:30:LEU:N	2.23	0.53
22:CW:13:C:O2	22:CW:23:A:C2	2.62	0.53
56:D9:7:VAL:HG13	56:D9:34:GLN:HB3	1.91	0.53
25:DA:1365:A:H5'	48:D1:41:ARG:NH1	2.15	0.53
25:DA:1416:G:H21	25:DA:1586:A:N6	2.07	0.53
25:DA:2392:A:H2	25:DA:2424:C:H42	1.57	0.53
25:DA:2795:G:N7	25:DA:2801(A):A:H2	2.07	0.53
25:DA:299:A:O5'	25:DA:299:A:H8	1.92	0.53
25:DA:554:U:C2'	25:DA:555:U:H5'	2.39	0.53
25:DA:717:G:H2'	25:DA:718:A:O4'	2.09	0.53
26:DB:38:C:O2	26:DB:48:A:H1'	2.09	0.53
25:DA:2123:G:N2	27:DC:42:GLU:OE2	2.39	0.53
29:DE:71:GLY:O	29:DE:72:VAL:C	2.47	0.53
34:DN:131:GLN:HE22	34:DN:134:ARG:CD	2.17	0.53
34:DN:134:ARG:H	34:DN:135:PRO:HD3	1.73	0.53
25:DA:1140:C:C5'	34:DN:66:LYS:HZ3	2.12	0.53
36:DP:97:PRO:HD3	36:DP:126:VAL:O	2.08	0.53
38:DR:2:ARG:NH1	38:DR:5:LYS:HE2	2.23	0.53
43:DW:3:ALA:HB2	43:DW:58:ALA:HA	1.90	0.53
45:DY:37:VAL:O	45:DY:66:PRO:CA	2.57	0.53
46:DZ:57:ILE:HG22	46:DZ:58:VAL:H	1.73	0.53
2:AB:158:LEU:H	2:AB:158:LEU:HD12	1.73	0.52
3:AC:131:ARG:HH12	3:AC:135:LYS:HE3	1.72	0.52
4:AD:84:LYS:N	4:AD:84:LYS:HD3	2.23	0.52
17:AQ:31:LEU:HG	17:AQ:31:LEU:O	2.08	0.52
22:AW:31:A:C2	22:AW:32:U:C2	2.96	0.52
47:B0:14:ARG:O	47:B0:15:ASP:HB2	2.10	0.52
52:B5:57:VAL:C	52:B5:58:LEU:HD23	2.29	0.52
36:BP:63:PRO:HB3	55:B8:13:ARG:CB	2.40	0.52
55:B8:23:VAL:HA	55:B8:47:LYS:O	2.09	0.52
25:BA:119:A:H4'	25:BA:120:U:OP1	2.09	0.52
25:BA:2238:G:N3	25:BA:2238:G:H2'	2.23	0.52
25:BA:2527:C:H5'	56:B9:30:PRO:HB2	1.92	0.52

Continued on next page...

Continued from previous page...

Atom-1	Atom-2	Interatomic distance (Å)	Clash overlap (Å)
25:BA:270:A:O2'	25:BA:271:A:H5'	2.10	0.52
25:BA:774:A:H2	25:BA:787:U:O2'	1.91	0.52
26:BB:15:A:H5'	26:BB:16:G:C8	2.44	0.52
29:BE:120:TRP:CD1	29:BE:155:LYS:HB3	2.45	0.52
29:BE:71:GLY:O	29:BE:72:VAL:C	2.47	0.52
31:BG:72:ARG:HH11	31:BG:86:MET:HA	1.73	0.52
32:BH:130:ARG:HH11	32:BH:132:ARG:HH21	1.57	0.52
32:BH:148:ILE:O	32:BH:151:ILE:HG12	2.09	0.52
32:BH:30:LYS:HG2	32:BH:79:VAL:O	2.09	0.52
33:BI:79:ILE:HG22	33:BI:81:VAL:HG23	1.89	0.52
34:BN:22:THR:HB	34:BN:25:ARG:HB2	1.92	0.52
36:BP:97:PRO:HD3	36:BP:126:VAL:O	2.08	0.52
39:BS:35:ILE:HG23	39:BS:35:ILE:O	2.09	0.52
46:BZ:103:ARG:O	46:BZ:138:GLU:HA	2.09	0.52
46:BZ:117:LEU:HD23	46:BZ:118:GLN:N	2.23	0.52
46:BZ:4:ARG:HH21	46:BZ:60:GLU:HG2	1.73	0.52
1:CA:505:C:H2'	1:CA:506:A:O4'	2.09	0.52
1:CA:85:U:H5''	1:CA:86:C:H5'	1.90	0.52
6:CF:89:MET:SD	18:CR:76:LEU:HD21	2.48	0.52
10:CJ:88:LEU:CD1	10:CJ:90:LEU:HD11	2.39	0.52
13:CM:108:ARG:CA	13:CM:108:ARG:HH11	2.04	0.52
13:CM:28:ALA:C	13:CM:30:ALA:H	2.11	0.52
20:CT:98:PRO:C	20:CT:100:ILE:H	2.12	0.52
22:CW:24:G:H2'	22:CW:25:C:C6	2.44	0.52
47:D0:14:ARG:O	47:D0:15:ASP:HB2	2.09	0.52
55:D8:29:LYS:HD3	55:D8:44:LYS:HG2	1.90	0.52
25:DA:1175:U:O5'	25:DA:1176:G:H5'	2.09	0.52
25:DA:2422:A:H4'	25:DA:2423:U:OP1	2.08	0.52
25:DA:2469:A:H62	25:DA:2481:G:H1'	1.74	0.52
25:DA:2817:G:H21	25:DA:2836:U:C1'	2.22	0.52
25:DA:379:G:N7	25:DA:380:U:C6	2.77	0.52
25:DA:541:C:C2'	25:DA:542:C:C5'	2.83	0.52
25:DA:598:G:H5'	36:DP:15:ARG:HB2	1.91	0.52
27:DC:87:GLU:HG2	27:DC:93:TYR:HA	1.91	0.52
28:DD:30:GLU:HG3	28:DD:63:ARG:CZ	2.39	0.52
28:DD:68:LYS:O	28:DD:68:LYS:HG3	2.08	0.52
29:DE:3:GLY:O	29:DE:4:ILE:CB	2.58	0.52
31:DG:21:ARG:HD3	31:DG:21:ARG:C	2.30	0.52
32:DH:17:VAL:HB	32:DH:45:VAL:HG11	1.88	0.52
32:DH:89:ILE:HG12	32:DH:129:THR:HA	1.90	0.52
33:DI:92:VAL:HA	33:DI:96:ASP:OD1	2.09	0.52

Continued on next page...

Continued from previous page...

Atom-1	Atom-2	Interatomic distance (Å)	Clash overlap (Å)
34:DN:131:GLN:NE2	34:DN:134:ARG:HD2	2.19	0.52
39:DS:35:ILE:O	39:DS:35:ILE:HG23	2.09	0.52
39:DS:49:VAL:HG22	39:DS:80:LEU:HD22	1.92	0.52
41:DU:79:PHE:HE1	41:DU:106:PHE:CE2	2.26	0.52
42:DV:2:PHE:CD1	42:DV:13:ARG:NH1	2.76	0.52
43:DW:50:VAL:CG1	43:DW:51:LEU:H	2.20	0.52
45:DY:2:ARG:C	45:DY:4:LYS:H	2.13	0.52
46:DZ:89:PHE:O	46:DZ:91:LEU:HD12	2.10	0.52
1:AA:1035:G:C4	1:AA:1180:U:C5	2.97	0.52
7:AG:72:ARG:O	7:AG:73:MET:HG3	2.09	0.52
8:AH:6:ILE:N	8:AH:6:ILE:HD12	2.16	0.52
10:AJ:43:ARG:O	10:AJ:67:THR:HG22	2.09	0.52
14:AN:47:LEU:HA	14:AN:50:LYS:HD2	1.91	0.52
18:AR:35:ARG:O	18:AR:37:VAL:HG13	2.09	0.52
18:AR:53:ARG:HH11	18:AR:53:ARG:HG2	1.73	0.52
49:B2:55:ARG:O	49:B2:58:ALA:HB3	2.09	0.52
50:B3:36:VAL:HG23	50:B3:36:VAL:O	2.09	0.52
25:BA:2472:G:H5'	25:BA:2473:U:H5''	1.91	0.52
25:BA:2777:G:H5''	25:BA:2778:A:H5''	1.90	0.52
27:BC:141:LYS:O	27:BC:142:ALA:HB2	2.10	0.52
29:BE:137:HIS:HB3	29:BE:138:PRO:HD2	1.90	0.52
30:BF:152:GLU:O	30:BF:154:VAL:HG23	2.08	0.52
30:BF:181:LEU:HB3	30:BF:205:ARG:NH1	2.23	0.52
31:BG:17:PRO:O	31:BG:20:ILE:N	2.42	0.52
34:BN:62:VAL:HG22	34:BN:66:LYS:CB	2.39	0.52
36:BP:75:ILE:N	36:BP:75:ILE:HD12	2.23	0.52
39:BS:96:GLY:C	39:BS:98:VAL:H	2.12	0.52
42:BV:47:VAL:O	42:BV:48:GLY:C	2.47	0.52
1:CA:1031:U:H4'	1:CA:1032:G:C5'	2.40	0.52
1:CA:1046:G:N2	1:CA:1171:G:H2'	2.25	0.52
1:CA:278:C:C4	1:CA:279:G:N7	2.78	0.52
2:CB:114:ARG:HH12	2:CB:118:LEU:HD21	1.75	0.52
2:CB:84:GLU:O	2:CB:219:VAL:HG21	2.10	0.52
6:CF:8:ILE:CG2	6:CF:9:VAL:N	2.71	0.52
16:CP:76:GLN:HG2	16:CP:76:GLN:O	2.10	0.52
17:CQ:75:ARG:HG3	17:CQ:75:ARG:HH11	1.74	0.52
23:CV:51:U:H3	23:CV:65:G:H1	1.57	0.52
23:CV:55:U:C3'	23:CV:55:U:C6	2.92	0.52
47:D0:30:VAL:HA	47:D0:66:VAL:HG22	1.91	0.52
50:D3:7:LYS:O	50:D3:54:VAL:HG13	2.10	0.52
55:D8:61:LEU:CD1	55:D8:61:LEU:H	2.14	0.52

Continued on next page...

Continued from previous page...

Atom-1	Atom-2	Interatomic distance (Å)	Clash overlap (Å)
55:D8:4:MET:SD	55:D8:61:LEU:CD2	2.98	0.52
25:DA:1230:C:O2'	25:DA:1231:G:H5'	2.10	0.52
25:DA:154(A):C:O2	25:DA:154(A):C:O4'	2.26	0.52
25:DA:1609:A:N1	25:DA:1616:A:N7	2.56	0.52
22:CW:76:A:O2'	25:DA:2394:C:N3	2.40	0.52
25:DA:2472:G:H5'	25:DA:2473:U:H5''	1.91	0.52
25:DA:270:A:O2'	25:DA:271:A:H5'	2.10	0.52
25:DA:360:G:H2'	25:DA:361:G:H8	1.75	0.52
25:DA:708:C:H5'	25:DA:709:U:OP2	2.09	0.52
25:DA:815:C:O2'	25:DA:816:C:H5'	2.09	0.52
4:AD:166:LYS:O	28:DD:135:PHE:CE2	2.61	0.52
28:DD:270:ILE:C	28:DD:271:ILE:CG1	2.78	0.52
29:DE:36:ARG:NH1	29:DE:85:ASN:OD1	2.42	0.52
32:DH:58:GLU:C	32:DH:60:ARG:H	2.12	0.52
36:DP:50:ARG:HB3	55:D8:59:LYS:CD	2.33	0.52
37:DQ:65:PHE:HB2	37:DQ:105:GLU:CG	2.38	0.52
26:DB:91:C:OP1	37:DQ:16:ARG:HG3	2.08	0.52
25:DA:2684:U:OP1	40:DT:60:THR:HG21	2.09	0.52
41:DU:105:VAL:O	41:DU:109:LEU:HD12	2.09	0.52
44:DX:59:VAL:N	44:DX:76:ARG:O	2.40	0.52
46:DZ:102:LEU:HD22	46:DZ:121:HIS:O	2.09	0.52
46:DZ:72:ARG:O	46:DZ:73:GLN:HB3	2.08	0.52
1:AA:1272:G:H4'	9:AI:38:GLN:O	2.09	0.52
1:AA:129:C:H2'	1:AA:130:C:H5'	1.92	0.52
1:AA:429:U:H2'	1:AA:430:C:C6	2.44	0.52
1:AA:775:A:H4'	1:AA:776:U:O5'	2.09	0.52
5:AE:70:PRO:HG2	5:AE:142:LEU:CB	2.39	0.52
5:AE:86:ALA:C	5:AE:125:SER:HB3	2.30	0.52
15:AO:78:TYR:O	15:AO:80:ALA:N	2.42	0.52
15:AO:82:ILE:HD11	15:AO:88:ARG:HB2	1.90	0.52
23:AV:47:G:H8	23:AV:47:G:H3'	1.74	0.52
22:AW:8:U:O2	22:AW:21:A:H2	1.92	0.52
47:B0:27:GLU:HG3	47:B0:68:GLU:HA	1.91	0.52
48:B1:66:HIS:C	48:B1:68:PRO:HD2	2.30	0.52
56:B9:26:ILE:HD12	56:B9:26:ILE:N	2.25	0.52
25:BA:1150:C:O2'	25:BA:1151:G:H5'	2.08	0.52
25:BA:1230:C:O2'	25:BA:1231:G:H5'	2.10	0.52
25:BA:1338:G:N3	25:BA:1393:A:H2	2.08	0.52
25:BA:1424:G:H2'	25:BA:1425:G:O4'	2.10	0.52
25:BA:1506:C:O2	25:BA:1506:C:H2'	2.08	0.52
25:BA:2059:A:H5'	25:BA:2060:A:OP2	2.09	0.52

Continued on next page...

Continued from previous page...

Atom-1	Atom-2	Interatomic distance (Å)	Clash overlap (Å)
25:BA:2126:A:N1	25:BA:2162:G:O2'	2.31	0.52
25:BA:271(Q):G:HO2'	25:BA:271(R):G:P	2.32	0.52
25:BA:66:C:O2'	25:BA:67:U:H5'	2.09	0.52
15:AO:60:VAL:HG21	25:BA:715:G:H1'	1.91	0.52
25:BA:813:U:H2'	25:BA:814:C:H6	1.73	0.52
26:BB:104:U:O2'	26:BB:105:A:H5'	2.09	0.52
26:BB:41:U:O2	31:BG:70:VAL:HG23	2.10	0.52
28:BD:33:LEU:O	28:BD:35:LYS:HG2	2.09	0.52
31:BG:31:VAL:CG2	31:BG:32:PRO:HD2	2.39	0.52
32:BH:41:MET:CE	32:BH:54:ARG:HA	2.38	0.52
33:BI:92:VAL:HA	33:BI:96:ASP:OD1	2.09	0.52
34:BN:43:THR:O	34:BN:45:ASN:N	2.42	0.52
35:BO:2:ILE:HG23	35:BO:6:THR:HG21	1.91	0.52
39:BS:28:VAL:HG12	39:BS:29:PHE:N	2.24	0.52
41:BU:15:LYS:O	41:BU:19:LYS:HG3	2.10	0.52
41:BU:92:ARG:NH1	42:BV:11:GLN:HB2	2.25	0.52
46:BZ:102:LEU:HD22	46:BZ:121:HIS:O	2.09	0.52
2:CB:219:VAL:HA	2:CB:222:ILE:CG1	2.38	0.52
6:CF:86:ARG:O	6:CF:87:ARG:HG2	2.09	0.52
7:CG:53:LYS:O	7:CG:54:THR:HB	2.08	0.52
10:CJ:96:ILE:HD13	10:CJ:96:ILE:N	2.24	0.52
12:CL:55:VAL:HG12	12:CL:56:ALA:N	2.24	0.52
16:CP:71:ARG:HA	16:CP:74:LEU:CD1	2.33	0.52
17:CQ:18:THR:HG22	17:CQ:19:VAL:H	1.74	0.52
1:CA:1300:A:OP2	19:CS:5:LEU:HG	2.09	0.52
22:CW:39:U:C5	22:CW:40:C:C4	2.98	0.52
11:CK:54:ARG:HH12	22:CW:40:C:H5''	1.74	0.52
25:DA:1331:A:O2'	25:DA:1332:G:H5''	2.09	0.52
25:DA:139:G:H1	25:DA:142(A):C:H42	1.57	0.52
25:DA:1880:C:C6	25:DA:1880:C:H5'	2.27	0.52
25:DA:2186:G:C6	25:DA:2187:G:O6	2.62	0.52
25:DA:2240:C:O2'	25:DA:2241:A:H5'	2.09	0.52
25:DA:7:G:H2'	25:DA:8:A:C8	2.43	0.52
31:DG:76:SER:HA	31:DG:83:ARG:HB2	1.90	0.52
31:DG:83:ARG:HH11	31:DG:84:LYS:HD2	1.73	0.52
32:DH:137:ASP:OD1	32:DH:138:LYS:N	2.42	0.52
34:DN:3:THR:C	34:DN:5:VAL:H	2.12	0.52
36:DP:41:ARG:NH1	36:DP:45:LEU:HD12	2.25	0.52
37:DQ:52:VAL:O	37:DQ:56:ARG:HB2	2.10	0.52
38:DR:8:ARG:HE	38:DR:8:ARG:CA	2.17	0.52
40:DT:51:ARG:CB	40:DT:98:LYS:HG3	2.30	0.52

Continued on next page...

Continued from previous page...

Atom-1	Atom-2	Interatomic distance (Å)	Clash overlap (Å)
41:DU:15:LYS:O	41:DU:19:LYS:HG3	2.09	0.52
44:DX:12:VAL:HG12	44:DX:27:THR:HG1	1.72	0.52
46:DZ:104:PHE:HD1	46:DZ:139:VAL:HB	1.73	0.52
46:DZ:19:ARG:HH11	46:DZ:82:ARG:NH2	2.06	0.52
1:AA:1023:A:H2'	1:AA:1024:G:C8	2.44	0.52
1:AA:1042:C:H2'	1:AA:1043:G:H8	1.75	0.52
1:AA:238:A:H4'	1:AA:239:U:O5'	2.09	0.52
1:AA:261:G:HO2'	1:AA:262:C:P	2.33	0.52
1:AA:821:G:C2'	1:AA:822:U:H5''	2.39	0.52
2:AB:97:TRP:HZ2	2:AB:102:LEU:HD13	1.74	0.52
2:AB:107:THR:HG23	2:AB:110:GLN:NE2	2.24	0.52
2:AB:92:TYR:CD1	2:AB:92:TYR:C	2.83	0.52
2:AB:92:TYR:HD1	2:AB:92:TYR:C	2.11	0.52
9:AI:18:PHE:O	9:AI:61:ALA:HA	2.09	0.52
20:AT:26:ASN:HB3	20:AT:71:THR:OG1	2.08	0.52
23:AV:22:A:O3'	23:AV:23:G:H8	1.91	0.52
22:AY:28:G:H22	22:AY:42:C:H42	1.56	0.52
52:B5:56:LYS:H	52:B5:56:LYS:HD2	1.74	0.52
56:B9:27:CYS:SG	56:B9:28:GLU:N	2.80	0.52
25:BA:1019:U:H3	25:BA:1142(A):A:N6	2.06	0.52
25:BA:1350:C:O2'	25:BA:1351:C:H5'	2.10	0.52
25:BA:1344:G:C4	25:BA:1385:G:C8	2.97	0.52
25:BA:1416:G:H21	25:BA:1586:A:H62	1.57	0.52
25:BA:2334:G:H21	39:BS:18:ILE:HG13	1.74	0.52
25:BA:2469:A:H62	25:BA:2481:G:H1'	1.74	0.52
25:BA:2689:U:H5''	25:BA:2690:C:H5'	1.91	0.52
25:BA:769:G:H2'	25:BA:770:G:H8	1.73	0.52
27:BC:78:ALA:HB2	27:BC:82:LYS:HB2	1.90	0.52
28:BD:30:GLU:HG3	28:BD:63:ARG:CZ	2.39	0.52
30:BF:139:PHE:CB	30:BF:166:ALA:HB1	2.39	0.52
30:BF:9:ILE:HG22	30:BF:9:ILE:O	2.08	0.52
32:BH:146:ALA:HB2	32:BH:164:TYR:OH	2.09	0.52
33:BI:58:LEU:C	33:BI:60:GLU:H	2.12	0.52
36:BP:63:PRO:O	36:BP:65:ARG:N	2.43	0.52
41:BU:79:PHE:HE1	41:BU:106:PHE:CZ	2.27	0.52
41:BU:55:ARG:HA	41:BU:58:ARG:CG	2.40	0.52
42:BV:64:HIS:CE1	42:BV:92:THR:HG22	2.43	0.52
43:BW:50:VAL:CG1	43:BW:51:LEU:H	2.20	0.52
46:BZ:89:PHE:O	46:BZ:91:LEU:HD12	2.10	0.52
1:CA:1116:G:N2	1:CA:1123:C:O2	2.41	0.52
1:CA:1340:C:OP2	14:CN:35:ARG:NH1	2.42	0.52

Continued on next page...

Continued from previous page...

Atom-1	Atom-2	Interatomic distance (Å)	Clash overlap (Å)
1:CA:1411:C:H2'	1:CA:1412:C:C6	2.44	0.52
2:CB:92:TYR:C	2:CB:92:TYR:CD1	2.83	0.52
5:CE:126:ARG:CG	5:CE:126:ARG:HH11	2.13	0.52
5:CE:6:PHE:HB3	5:CE:35:GLY:O	2.09	0.52
9:CI:116:LYS:O	9:CI:118:LYS:N	2.41	0.52
13:CM:8:GLU:OE1	13:CM:22:ILE:HG23	2.10	0.52
16:CP:14:ASN:O	16:CP:16:HIS:ND1	2.41	0.52
18:CR:53:ARG:HG2	18:CR:53:ARG:NH1	2.23	0.52
25:DA:1301:A:H4'	25:DA:1302:A:OP1	2.10	0.52
25:DA:2171:A:H2'	25:DA:2172:U:C6	2.45	0.52
25:DA:271(K):U:H3'	25:DA:271(L):U:H5'	1.91	0.52
25:DA:481:G:P	45:DY:47:LYS:HE3	2.50	0.52
25:DA:888:C:H2'	25:DA:889:C:H5'	1.90	0.52
26:DB:92:C:O5'	26:DB:92:C:H6	1.91	0.52
26:DB:93:G:C2	26:DB:94:C:C4	2.98	0.52
25:DA:2126:A:H5'	27:DC:36:LYS:HG2	1.89	0.52
28:DD:159:ALA:HB1	28:DD:198:ASN:O	2.09	0.52
28:DD:2:ALA:O	28:DD:3:VAL:HB	2.10	0.52
29:DE:120:TRP:CD1	29:DE:155:LYS:HB3	2.45	0.52
29:DE:2:LYS:HE2	29:DE:95:ILE:HG23	1.92	0.52
30:DF:57:VAL:CG1	30:DF:59:TYR:CD1	2.93	0.52
31:DG:17:PRO:O	31:DG:20:ILE:N	2.43	0.52
33:DI:118:LYS:HD2	33:DI:119:PRO:HD2	1.90	0.52
33:DI:65:ALA:HB1	33:DI:131:LYS:HG2	1.90	0.52
35:DO:86:ILE:H	35:DO:86:ILE:HD12	1.73	0.52
25:DA:2707:G:H5''	38:DR:68:ARG:NH2	2.25	0.52
40:DT:3:ARG:O	40:DT:6:LEU:N	2.42	0.52
41:DU:92:ARG:NH1	42:DV:11:GLN:HB2	2.25	0.52
46:DZ:111:VAL:O	46:DZ:111:VAL:HG13	2.09	0.52
46:DZ:128:VAL:CG2	46:DZ:132:ASN:HB2	2.38	0.52
46:DZ:94:GLU:O	46:DZ:96:VAL:N	2.42	0.52
1:AA:59:A:N3	1:AA:59:A:H2'	2.24	0.52
2:AB:178:ARG:O	8:AH:71:GLY:HA2	2.09	0.52
2:AB:204:ASN:ND2	2:AB:206:ASP:H	2.07	0.52
2:AB:219:VAL:HA	2:AB:222:ILE:CG1	2.39	0.52
4:AD:15:GLU:HG2	4:AD:63:LYS:CG	2.39	0.52
11:AK:124:LYS:HB3	11:AK:125:PHE:HD1	1.74	0.52
13:AM:113:PRO:O	13:AM:115:LYS:CE	2.56	0.52
13:AM:28:ALA:C	13:AM:30:ALA:H	2.12	0.52
50:B3:5:LYS:CG	50:B3:36:VAL:HG12	2.39	0.52
25:BA:1178:C:H2'	25:BA:1179:C:H6	1.74	0.52

Continued on next page...

Continued from previous page...

Atom-1	Atom-2	Interatomic distance (Å)	Clash overlap (Å)
25:BA:1301:A:H4'	25:BA:1302:A:OP1	2.09	0.52
25:BA:2745:C:H4'	32:BH:142:GLY:O	2.09	0.52
25:BA:360:G:H2'	25:BA:361:G:H8	1.75	0.52
25:BA:379:G:N7	25:BA:380:U:C6	2.77	0.52
25:BA:380:U:H5''	25:BA:380:U:H6	1.74	0.52
25:BA:708:C:H5'	25:BA:709:U:OP2	2.09	0.52
25:BA:730:C:O2'	25:BA:731:C:H5'	2.09	0.52
25:BA:760:G:C2'	25:BA:761:A:H5'	2.40	0.52
26:BB:31:C:H2'	26:BB:53:A:H61	1.74	0.52
28:BD:69:ARG:NH2	28:BD:192:THR:HB	2.24	0.52
30:BF:127:GLU:HB2	30:BF:196:LEU:HD21	1.91	0.52
30:BF:46:ARG:NH1	30:BF:46:ARG:HG3	2.23	0.52
30:BF:57:VAL:CG1	30:BF:59:TYR:CD1	2.93	0.52
31:BG:65:GLY:O	31:BG:66:GLN:HG3	2.09	0.52
32:BH:137:ASP:OD1	32:BH:138:LYS:N	2.42	0.52
32:BH:156:ALA:C	32:BH:158:HIS:H	2.11	0.52
37:BQ:39:PRO:HD3	37:BQ:99:PRO:CG	2.39	0.52
39:BS:92:TYR:CG	39:BS:93:LYS:N	2.78	0.52
41:BU:57:PHE:C	41:BU:59:ARG:H	2.13	0.52
25:BA:1151:G:H4'	41:BU:81:HIS:CD2	2.45	0.52
1:CA:1007:C:H4'	1:CA:1015:G:N2	2.24	0.52
2:CB:223:ILE:HA	2:CB:226:ARG:HD2	1.90	0.52
5:CE:78:HIS:HE1	5:CE:143:ARG:H	1.56	0.52
9:CI:53:VAL:CG1	9:CI:95:LYS:HE3	2.40	0.52
10:CJ:43:ARG:O	10:CJ:67:THR:HG22	2.09	0.52
12:CL:39:VAL:HB	12:CL:57:LYS:HB2	1.91	0.52
22:CW:1:G:N3	22:CW:1:G:H2'	2.23	0.52
50:D3:26:LEU:O	50:D3:28:LEU:HG	2.08	0.52
55:D8:36:LYS:HB3	55:D8:40:GLU:HG3	1.91	0.52
25:DA:1140:C:C5'	25:DA:1141:U:OP2	2.58	0.52
25:DA:1286:A:O2'	25:DA:1288:U:OP2	2.26	0.52
25:DA:2591:C:H2'	25:DA:2592:G:C8	2.44	0.52
25:DA:2645:G:C3'	25:DA:2646:C:H5'	2.30	0.52
25:DA:2885:C:C2	25:DA:2886:G:H1'	2.45	0.52
25:DA:797:C:OP2	30:DF:62:ARG:HG3	2.09	0.52
31:DG:111:LEU:HD23	31:DG:114:ILE:HD11	1.92	0.52
38:DR:45:ARG:CG	38:DR:46:GLY:H	2.22	0.52
38:DR:54:LEU:HD23	38:DR:66:VAL:CG2	2.40	0.52
38:DR:82:GLU:O	38:DR:86:ARG:HG3	2.08	0.52
41:DU:57:PHE:C	41:DU:59:ARG:H	2.13	0.52
43:DW:12:ILE:HD12	43:DW:42:ARG:NH1	2.23	0.52

Continued on next page...

Continued from previous page...

Atom-1	Atom-2	Interatomic distance (Å)	Clash overlap (Å)
25:DA:336:C:C5'	45:DY:7:VAL:HG11	2.39	0.52
1:AA:1035:G:C3'	1:AA:1036:C:H5'	2.40	0.52
1:AA:1093:A:N1	3:AC:177:THR:OG1	2.35	0.52
1:AA:1197:G:H5''	14:AN:5:ALA:HB2	1.91	0.52
1:AA:923:A:O2'	1:AA:1314:A:N3	2.37	0.52
1:AA:951:A:H8	1:AA:951:A:OP1	1.93	0.52
2:AB:77:ALA:O	2:AB:80:ILE:HG23	2.10	0.52
4:AD:150:GLU:N	4:AD:150:GLU:OE1	2.39	0.52
8:AH:77:GLU:HG2	8:AH:78:GLN:H	1.73	0.52
12:AL:6:THR:HG23	12:AL:9:GLN:CD	2.29	0.52
19:AS:29:ARG:HD2	19:AS:30:LEU:N	2.24	0.52
19:AS:43:GLU:C	19:AS:45:VAL:N	2.63	0.52
23:AV:19:G:C5	23:AV:59:A:C6	2.98	0.52
47:B0:11:ARG:HB2	47:B0:11:ARG:HH11	1.75	0.52
25:BA:75:G:H4'	49:B2:55:ARG:NH1	2.21	0.52
52:B5:35:GLU:O	52:B5:36:CYS:HB2	2.08	0.52
54:B7:19:ARG:NH1	54:B7:19:ARG:HG2	2.25	0.52
55:B8:61:LEU:CD1	55:B8:61:LEU:H	2.14	0.52
25:BA:2114:A:H2'	25:BA:2115:G:O4'	2.09	0.52
25:BA:2591:C:H2'	25:BA:2592:G:C8	2.44	0.52
25:BA:271(R):G:O2'	25:BA:271(S):G:H5'	2.10	0.52
25:BA:289:A:C4	25:BA:353:G:N2	2.78	0.52
25:BA:991:C:H6	25:BA:991:C:H5'	1.75	0.52
32:BH:158:HIS:CD2	32:BH:170:ARG:HA	2.45	0.52
32:BH:58:GLU:C	32:BH:60:ARG:H	2.12	0.52
33:BI:120:ILE:O	33:BI:121:LYS:CB	2.57	0.52
36:BP:41:ARG:NH1	36:BP:45:LEU:HD12	2.25	0.52
44:BX:61:GLY:HA3	44:BX:73:ARG:O	2.09	0.52
46:BZ:158:PRO:CB	46:BZ:159:PRO:CD	2.87	0.52
1:CA:1018:G:H5'	1:CA:1019:C:OP2	2.10	0.52
1:CA:1334:G:H2'	1:CA:1335:C:C6	2.45	0.52
4:CD:150:GLU:HG2	4:CD:151:LYS:H	1.75	0.52
12:CL:92:ASP:O	12:CL:93:LEU:HD23	2.09	0.52
12:CL:6:THR:HG23	12:CL:9:GLN:HG3	1.92	0.52
14:CN:21:TYR:HD2	14:CN:22:THR:O	1.93	0.52
47:D0:27:GLU:HG3	47:D0:68:GLU:HA	1.91	0.52
50:D3:17:LYS:HD2	50:D3:20:LYS:HD2	1.92	0.52
50:D3:29:ARG:HG3	50:D3:29:ARG:NH1	2.24	0.52
52:D5:20:ARG:O	52:D5:23:HIS:HB2	2.10	0.52
53:D6:9:LEU:HD23	53:D6:10:LEU:O	2.10	0.52
53:D6:40:CYS:SG	53:D6:45:LYS:CE	2.97	0.52

Continued on next page...

Continued from previous page...

Atom-1	Atom-2	Interatomic distance (Å)	Clash overlap (Å)
25:DA:1317:A:H2'	25:DA:1318:C:H6	1.75	0.52
25:DA:1751:C:O2'	25:DA:1752:C:H5'	2.10	0.52
25:DA:2463:C:O2'	25:DA:2464:C:H5''	2.09	0.52
25:DA:2577:A:H5''	25:DA:2578:G:H5'	1.90	0.52
25:DA:2807:G:C3'	25:DA:2808:U:H5''	2.40	0.52
25:DA:309:G:N3	25:DA:329:G:O2'	2.32	0.52
25:DA:541:C:O2'	25:DA:542:C:C5'	2.49	0.52
25:DA:730:C:O2'	25:DA:731:C:H5'	2.09	0.52
28:DD:35:LYS:O	28:DD:64:ILE:HG22	2.09	0.52
28:DD:62:TYR:HA	28:DD:87:ASN:HD21	1.75	0.52
29:DE:31:CYS:HB3	29:DE:49:LEU:HB3	1.91	0.52
33:DI:5:LEU:N	33:DI:5:LEU:HD12	2.24	0.52
1:CA:1405:G:P	35:DO:49:ARG:HH12	2.33	0.52
36:DP:101:VAL:HG12	36:DP:107:LYS:N	2.24	0.52
36:DP:17:LYS:O	36:DP:17:LYS:HG2	2.09	0.52
37:DQ:115:MET:O	37:DQ:119:ARG:HB2	2.09	0.52
37:DQ:39:PRO:HD3	37:DQ:99:PRO:CG	2.39	0.52
40:DT:89:VAL:CG1	40:DT:91:ARG:HE	2.22	0.52
43:DW:47:VAL:O	43:DW:47:VAL:HG12	2.10	0.52
45:DY:7:VAL:HB	45:DY:8:LYS:HD2	1.92	0.52
1:AA:1260:A:O2'	1:AA:1263:C:N4	2.43	0.52
1:AA:343:G:C2'	1:AA:344:A:O5'	2.58	0.52
2:AB:112:VAL:O	2:AB:115:LEU:HB3	2.09	0.52
3:AC:79:ARG:HG3	3:AC:82:GLU:OE2	2.08	0.52
7:AG:53:LYS:O	7:AG:54:THR:HB	2.10	0.52
2:AB:178:ARG:HG3	8:AH:72:PRO:N	2.25	0.52
13:AM:40:ASN:ND2	13:AM:43:THR:HG23	2.10	0.52
14:AN:24:CYS:H	14:AN:33:VAL:HG11	1.75	0.52
16:AP:21:VAL:HG13	16:AP:33:ILE:HB	1.91	0.52
17:AQ:75:ARG:HH11	17:AQ:75:ARG:HG3	1.75	0.52
23:AV:36:A:C6	24:AX:18:G:N1	2.78	0.52
22:AW:18:G:H1	22:AW:55:U:C2'	2.22	0.52
50:B3:42:ALA:O	50:B3:43:ILE:HD13	2.10	0.52
25:BA:2186:G:C6	25:BA:2187:G:N7	2.78	0.52
25:BA:2349:G:H5'	25:BA:2349:G:H8	1.73	0.52
25:BA:2807:G:C3'	25:BA:2808:U:H5''	2.40	0.52
26:BB:117:G:H5''	39:BS:55:ALA:O	2.09	0.52
27:BC:87:GLU:HG2	27:BC:93:TYR:HA	1.91	0.52
28:BD:159:ALA:HB1	28:BD:198:ASN:O	2.09	0.52
28:BD:62:TYR:HA	28:BD:87:ASN:HD21	1.74	0.52
29:BE:176:ILE:N	29:BE:176:ILE:HD12	2.25	0.52

Continued on next page...

Continued from previous page...

Atom-1	Atom-2	Interatomic distance (Å)	Clash overlap (Å)
34:BN:38:HIS:NE2	34:BN:50:ASP:OD2	2.43	0.52
25:BA:662:G:OP1	36:BP:18:ARG:HD2	2.09	0.52
40:BT:88:ILE:HG22	40:BT:89:VAL:HG12	1.91	0.52
42:BV:18:LEU:CD1	42:BV:19:LYS:H	2.22	0.52
41:BU:104:GLN:HB2	42:BV:44:LYS:HZ3	1.75	0.52
45:BY:7:VAL:HB	45:BY:8:LYS:HD2	1.91	0.52
1:CA:1110:C:H2'	1:CA:1110:C:O2	2.10	0.52
1:CA:521:G:OP1	12:CL:114:LYS:N	2.38	0.52
2:CB:107:THR:HG23	2:CB:110:GLN:NE2	2.25	0.52
2:CB:67:THR:HG21	2:CB:155:LEU:HD21	1.92	0.52
3:CC:70:VAL:CG1	3:CC:71:ALA:H	2.22	0.52
5:CE:69:VAL:CG1	5:CE:71:LEU:HD21	2.40	0.52
6:CF:45:LEU:HD12	6:CF:46:ARG:N	2.24	0.52
7:CG:43:PHE:C	7:CG:43:PHE:HD1	2.13	0.52
8:CH:44:PHE:HA	8:CH:79:VAL:CG1	2.40	0.52
14:CN:24:CYS:H	14:CN:33:VAL:HG11	1.74	0.52
3:CC:13:GLY:HA3	14:CN:57:ARG:NE	2.25	0.52
22:CW:21:A:N6	22:CW:46:G:N3	2.58	0.52
50:D3:42:ALA:O	50:D3:43:ILE:HD13	2.10	0.52
50:D3:5:LYS:CG	50:D3:36:VAL:HG12	2.39	0.52
25:DA:2620:C:OP1	29:DE:152:LYS:O	2.27	0.52
25:DA:349:G:N1	25:DA:350:U:C2	2.77	0.52
25:DA:471:A:C2'	25:DA:472:A:C5'	2.88	0.52
25:DA:476:G:H4'	25:DA:502:A:N1	2.25	0.52
25:DA:760:G:C2'	25:DA:761:A:H5'	2.40	0.52
25:DA:863:A:H2'	25:DA:864:G:C8	2.41	0.52
26:DB:77:U:C5	26:DB:99:G:N2	2.78	0.52
28:DD:186:HIS:CE1	28:DD:188:GLU:HG2	2.44	0.52
28:DD:69:ARG:NH2	28:DD:192:THR:HB	2.24	0.52
29:DE:149:ARG:HH11	29:DE:149:ARG:HG3	1.73	0.52
33:DI:92:VAL:HG11	33:DI:120:ILE:CG1	2.40	0.52
34:DN:22:THR:HB	34:DN:25:ARG:HB2	1.92	0.52
34:DN:30:ILE:O	34:DN:34:LEU:HB2	2.10	0.52
25:DA:942:G:P	36:DP:35:HIS:HB3	2.50	0.52
38:DR:21:TYR:OH	38:DR:43:GLU:HG2	2.10	0.52
38:DR:2:ARG:NH2	38:DR:5:LYS:HZ3	2.07	0.52
41:DU:55:ARG:HA	41:DU:58:ARG:CG	2.40	0.52
44:DX:89:ILE:O	44:DX:93:GLU:HG2	2.10	0.52
45:DY:37:VAL:O	45:DY:66:PRO:HA	2.10	0.52
45:DY:77:PRO:O	45:DY:78:ALA:HB2	2.10	0.52
1:AA:1088:G:H2'	1:AA:1089:C:C6	2.42	0.52

Continued on next page...

Continued from previous page...

Atom-1	Atom-2	Interatomic distance (Å)	Clash overlap (Å)
4:AD:3:ARG:HG2	4:AD:118:ARG:HD3	1.92	0.52
12:AL:27:LEU:HD22	12:AL:27:LEU:N	2.25	0.52
13:AM:88:ARG:HA	13:AM:98:VAL:HG12	1.90	0.52
13:AM:92:HIS:CD2	13:AM:98:VAL:HG21	2.44	0.52
19:AS:60:VAL:HG22	19:AS:61:TYR:O	2.10	0.52
22:AY:40:C:O2'	22:AY:41:C:H5'	2.10	0.52
48:B1:50:ARG:HH11	48:B1:50:ARG:CG	2.23	0.52
50:B3:7:LYS:O	50:B3:54:VAL:HG13	2.09	0.52
25:BA:1416:G:H21	25:BA:1586:A:N6	2.07	0.52
25:BA:2240:C:O2'	25:BA:2241:A:H5'	2.09	0.52
25:BA:271(O):C:O2'	25:BA:271(P):C:H6	1.92	0.52
25:BA:889:C:H1'	25:BA:890:A:O4'	2.10	0.52
26:BB:55:U:H2'	26:BB:56:G:H8	1.73	0.52
28:BD:101:GLU:OE1	28:BD:103:ARG:HD3	2.10	0.52
28:BD:10:THR:O	28:BD:13:ARG:HB3	2.10	0.52
28:BD:186:HIS:CE1	28:BD:188:GLU:HG2	2.44	0.52
29:BE:92:THR:H	29:BE:95:ILE:HD13	1.74	0.52
30:BF:202:PHE:HE1	30:BF:206:ILE:HD13	1.74	0.52
25:BA:2303:G:H5''	31:BG:126:ASP:HB2	1.91	0.52
25:BA:271(O):C:H4'	33:BI:49:ALA:CB	2.40	0.52
36:BP:114:ILE:HD12	36:BP:115:LEU:N	2.24	0.52
36:BP:121:LYS:O	36:BP:123:LEU:HG	2.10	0.52
39:BS:49:VAL:HG22	39:BS:80:LEU:HD22	1.92	0.52
43:BW:60:ASN:H	43:BW:60:ASN:ND2	2.07	0.52
45:BY:77:PRO:O	45:BY:78:ALA:HB2	2.10	0.52
46:BZ:118:GLN:HG2	46:BZ:119:GLU:N	2.24	0.52
1:CA:1234:G:H2'	1:CA:1235:C:C6	2.44	0.52
1:CA:553:G:O3'	1:CA:802:A:O2'	2.23	0.52
3:CC:175:LEU:HD21	3:CC:201:TYR:CE2	2.45	0.52
4:CD:108:LEU:O	4:CD:110:PHE:HD1	1.93	0.52
4:CD:114:ARG:HG3	4:CD:114:ARG:HH11	1.74	0.52
23:CV:15:G:N2	23:CV:22:A:H1'	2.24	0.52
48:D1:50:ARG:CG	48:D1:50:ARG:HH11	2.23	0.52
25:DA:1168:G:C2	25:DA:1182:A:C2	2.98	0.52
25:DA:1386:C:OP2	25:DA:1396:U:C5	2.63	0.52
25:DA:1887:C:H3'	25:DA:1888:G:H5''	1.90	0.52
25:DA:18:C:O3'	41:DU:23:GLY:HA2	2.09	0.52
25:DA:2263:C:C6	25:DA:2263:C:H5'	2.34	0.52
25:DA:251:A:C5'	36:DP:51:PHE:HZ	2.22	0.52
25:DA:336:C:H4'	45:DY:7:VAL:CG1	2.40	0.52
25:DA:784:A:C5	28:DD:229:VAL:HG21	2.45	0.52

Continued on next page...

Continued from previous page...

Atom-1	Atom-2	Interatomic distance (Å)	Clash overlap (Å)
26:DB:75:G:N1	26:DB:103:G:N2	2.58	0.52
28:DD:32:SER:O	28:DD:33:LEU:C	2.46	0.52
29:DE:92:THR:H	29:DE:95:ILE:HD13	1.74	0.52
30:DF:164:ARG:HG2	30:DF:164:ARG:NH1	2.24	0.52
31:DG:32:PRO:HB2	31:DG:172:LEU:HD13	1.92	0.52
32:DH:106:THR:HG22	32:DH:112:PRO:HB3	1.92	0.52
32:DH:68:THR:C	32:DH:70:THR:H	2.12	0.52
33:DI:57:ARG:O	33:DI:61:ARG:NE	2.43	0.52
34:DN:17:ASP:HB2	34:DN:55:VAL:HG12	1.90	0.52
36:DP:23:PRO:HD2	36:DP:33:ARG:NE	2.24	0.52
36:DP:63:PRO:O	36:DP:65:ARG:N	2.42	0.52
25:DA:1030:G:P	37:DQ:128:LYS:HD3	2.50	0.52
25:DA:2376:A:H61	39:DS:92:TYR:HE2	1.55	0.52
40:DT:51:ARG:HB2	40:DT:98:LYS:CG	2.35	0.52
40:DT:29:ARG:CD	40:DT:85:LYS:CB	2.80	0.52
1:AA:1077:U:P	1:AA:1090:G:H1	2.33	0.52
1:AA:1239:G:H2'	1:AA:1240:C:C6	2.41	0.52
1:AA:203:A:N6	1:AA:216:C:H5'	2.25	0.52
1:AA:22:G:H2'	1:AA:23:C:C6	2.44	0.52
1:AA:470:U:H2'	1:AA:471:A:H8	1.73	0.52
1:AA:675:U:H2'	1:AA:677:A:OP2	2.09	0.52
3:AC:110:ASN:O	3:AC:141:VAL:HG22	2.08	0.52
3:AC:175:LEU:HD21	3:AC:201:TYR:CE2	2.45	0.52
5:AE:41:VAL:HG11	5:AE:113:ALA:N	2.24	0.52
9:AI:126:SER:O	9:AI:127:LYS:HB3	2.08	0.52
13:AM:10:PRO:O	13:AM:11:ARG:HG3	2.10	0.52
13:AM:116:THR:O	13:AM:117:VAL:CB	2.58	0.52
13:AM:13:LYS:HA	13:AM:44:ARG:HH11	1.71	0.52
13:AM:93:ARG:NH1	25:BA:888:C:C4'	2.73	0.52
19:AS:58:VAL:HG23	19:AS:58:VAL:O	2.09	0.52
23:AV:36:A:C2	24:AX:18:G:C2	2.97	0.52
48:B1:94:LEU:C	48:B1:96:LYS:N	2.62	0.52
53:B6:9:LEU:HD23	53:B6:10:LEU:O	2.10	0.52
53:B6:46:HIS:CD2	53:B6:46:HIS:O	2.62	0.52
55:B8:32:LEU:HB3	55:B8:36:LYS:NZ	2.25	0.52
55:B8:4:MET:SD	55:B8:61:LEU:CD2	2.98	0.52
25:BA:1024:G:C3'	25:BA:1025:G:H5''	2.36	0.52
25:BA:1216:G:P	41:BU:12:ARG:HH21	2.32	0.52
25:BA:143:G:H2'	25:BA:143(A):C:C6	2.45	0.52
25:BA:1751:C:O2'	25:BA:1752:C:H5'	2.10	0.52
25:BA:2207:G:N3	25:BA:2207:G:H2'	2.24	0.52

Continued on next page...

Continued from previous page...

Atom-1	Atom-2	Interatomic distance (Å)	Clash overlap (Å)
25:BA:2700:C:O2'	25:BA:2701:C:H5'	2.10	0.52
25:BA:2777:G:C4'	25:BA:2778:A:H5'	2.38	0.52
25:BA:554:U:C2'	25:BA:555:U:H5'	2.39	0.52
28:BD:10:THR:OG1	28:BD:11:PRO:HD2	2.10	0.52
28:BD:35:LYS:O	28:BD:64:ILE:HG22	2.09	0.52
29:BE:69:LYS:HD3	29:BE:89:ASP:HA	1.91	0.52
38:BR:21:TYR:OH	38:BR:43:GLU:HG2	2.10	0.52
38:BR:54:LEU:HD23	38:BR:66:VAL:CG2	2.40	0.52
38:BR:63:ARG:HA	38:BR:80:PHE:HE2	1.73	0.52
39:BS:12:PHE:CD1	39:BS:12:PHE:O	2.62	0.52
39:BS:30:ARG:HH22	39:BS:62:LYS:CD	2.20	0.52
29:BE:11:MET:H	40:BT:8:LYS:HZ2	1.58	0.52
43:BW:61:ASN:N	43:BW:61:ASN:ND2	2.58	0.52
1:CA:41:G:H2'	1:CA:42:G:C8	2.45	0.52
2:CB:54:THR:HG23	2:CB:199:TYR:HB3	1.92	0.52
4:CD:105:VAL:HG13	4:CD:110:PHE:HB2	1.92	0.52
5:CE:6:PHE:HD1	5:CE:63:ARG:HH12	1.58	0.52
7:CG:43:PHE:C	7:CG:43:PHE:CD1	2.82	0.52
16:CP:18:ARG:HD3	16:CP:35:LYS:HD2	1.91	0.52
11:CK:111:ASP:CA	18:CR:84:LYS:HG3	2.29	0.52
19:CS:58:VAL:HG23	19:CS:58:VAL:O	2.09	0.52
19:CS:6:LYS:CG	19:CS:7:LYS:HE3	2.40	0.52
22:CW:26:A:H61	22:CW:44:G:H1	1.57	0.52
22:CW:69:G:H2'	22:CW:70:G:H5''	1.91	0.52
48:D1:66:HIS:C	48:D1:68:PRO:HD2	2.30	0.52
49:D2:7:ARG:HH11	49:D2:7:ARG:CG	2.18	0.52
25:DA:1178:C:H2'	25:DA:1179:C:H6	1.74	0.52
25:DA:119:A:H4'	25:DA:120:U:OP1	2.09	0.52
25:DA:1350:C:O2'	25:DA:1351:C:H5'	2.09	0.52
25:DA:1688:U:H1'	25:DA:1701:A:C6	2.45	0.52
25:DA:1722:A:C2	25:DA:1740:G:C8	2.97	0.52
25:DA:2075:U:O4	25:DA:2238:G:C5	2.63	0.52
25:DA:2127:G:C5'	27:DC:36:LYS:NZ	2.72	0.52
25:DA:2128:C:OP1	27:DC:35:ALA:CA	2.58	0.52
25:DA:311:A:OP1	25:DA:332:A:N1	2.43	0.52
25:DA:991:C:H5'	25:DA:991:C:H6	1.75	0.52
28:DD:28:GLU:N	28:DD:29:PRO:CD	2.64	0.52
29:DE:16:ARG:O	29:DE:17:ASP:HB3	2.10	0.52
31:DG:111:LEU:HA	31:DG:114:ILE:CD1	2.40	0.52
31:DG:39:ILE:HG23	31:DG:92:VAL:CG1	2.40	0.52
32:DH:158:HIS:CD2	32:DH:170:ARG:HA	2.45	0.52

Continued on next page...

Continued from previous page...

Atom-1	Atom-2	Interatomic distance (Å)	Clash overlap (Å)
32:DH:16:SER:HB2	32:DH:27:LYS:HB2	1.92	0.52
33:DI:100:ALA:O	33:DI:101:LEU:HB2	2.09	0.52
33:DI:144:VAL:HG23	33:DI:145:VAL:HG23	1.92	0.52
36:DP:107:LYS:C	36:DP:109:GLY:N	2.62	0.52
37:DQ:33:GLY:HA2	37:DQ:105:GLU:HA	1.92	0.52
39:DS:12:PHE:O	39:DS:12:PHE:CD1	2.62	0.52
39:DS:57:LYS:O	39:DS:58:LEU:O	2.27	0.52
39:DS:85:VAL:HG23	39:DS:86:ALA:N	2.25	0.52
46:DZ:103:ARG:O	46:DZ:138:GLU:HA	2.09	0.52
46:DZ:118:GLN:HG2	46:DZ:119:GLU:N	2.24	0.52
1:AA:1054:G:H2'	1:AA:1055:U:C6	2.45	0.52
1:AA:473:C:H2'	1:AA:474:G:C8	2.44	0.52
1:AA:641:G:H2'	1:AA:642:U:C6	2.44	0.52
2:AB:16:HIS:CD2	2:AB:210:SER:HA	2.44	0.52
3:AC:138:VAL:CG2	3:AC:151:VAL:HG23	2.40	0.52
1:AA:402:G:H5'	4:AD:3:ARG:HH12	1.74	0.52
12:AL:39:VAL:HB	12:AL:57:LYS:HB2	1.92	0.52
18:AR:53:ARG:NH2	18:AR:60:ALA:N	2.57	0.52
18:AR:66:LEU:CD1	18:AR:70:ILE:HD11	2.36	0.52
49:B2:38:GLN:HA	49:B2:41:ILE:CD1	2.40	0.52
53:B6:19:ARG:CG	53:B6:20:ASN:N	2.68	0.52
53:B6:9:LEU:O	53:B6:25:LYS:HG3	2.10	0.52
56:B9:9:ARG:HA	56:B9:14:CYS:SG	2.50	0.52
25:BA:103:A:C3'	25:BA:104:U:H5'	2.40	0.52
25:BA:1722:A:C2	25:BA:1740:G:C8	2.97	0.52
25:BA:2308:G:N7	25:BA:2310:A:O5'	2.43	0.52
25:BA:311:A:OP1	25:BA:332:A:N1	2.43	0.52
25:BA:471:A:C2'	25:BA:472:A:C5'	2.88	0.52
25:BA:535:C:O2'	25:BA:536:A:H5'	2.10	0.52
26:BB:77:U:C5	26:BB:99:G:N2	2.78	0.52
33:BI:72:LEU:O	33:BI:138:ILE:HG23	2.10	0.52
25:BA:1952:A:C5	35:BO:22:ILE:CD1	2.93	0.52
39:BS:90:GLY:O	39:BS:92:TYR:N	2.35	0.52
41:BU:25:TRP:CG	41:BU:26:GLY:N	2.75	0.52
41:BU:79:PHE:HE2	41:BU:83:LEU:HD21	1.75	0.52
42:BV:5:VAL:HG22	42:BV:6:LYS:N	2.25	0.52
46:BZ:58:VAL:HA	46:BZ:67:LEU:O	2.10	0.52
1:CA:1502:G:OP1	11:CK:120:ARG:NH2	2.43	0.52
1:CA:584:C:H2'	1:CA:585:A:H8	1.75	0.52
1:CA:642:U:H2'	1:CA:643:G:H8	1.75	0.52
7:CG:32:ARG:O	7:CG:33:ASP:HB2	2.10	0.52

Continued on next page...

Continued from previous page...

Atom-1	Atom-2	Interatomic distance (Å)	Clash overlap (Å)
7:CG:91:VAL:HG12	7:CG:96:GLN:HB2	1.92	0.52
13:CM:65:LYS:HG3	13:CM:70:LEU:HA	1.92	0.52
1:CA:958:U:H5'	14:CN:21:TYR:CE1	2.45	0.52
21:CU:24:ARG:O	21:CU:25:LYS:O	2.28	0.52
49:D2:7:ARG:CZ	49:D2:7:ARG:HB3	2.40	0.52
52:D5:46:CYS:HB3	52:D5:49:CYS:HB2	1.92	0.52
25:DA:1336:A:H2'	25:DA:1337:G:H8	1.74	0.52
25:DA:1544:A:H2'	25:DA:1545:A:C1'	2.40	0.52
25:DA:2124:G:H5''	27:DC:177:LYS:HA	1.91	0.52
25:DA:2320:A:N1	25:DA:2333:A:C8	2.78	0.52
25:DA:2870:C:C2'	25:DA:2871:C:H5'	2.40	0.52
25:DA:2876:G:O5'	40:DT:3:ARG:HA	2.10	0.52
25:DA:614:U:O4'	25:DA:614(C):A:N6	2.43	0.52
25:DA:62:C:H2'	25:DA:63:U:H5'	1.91	0.52
25:DA:66:C:O2'	25:DA:67:U:H5'	2.09	0.52
25:DA:832:G:H21	36:DP:53:GLY:C	2.13	0.52
28:DD:101:GLU:OE1	28:DD:103:ARG:HD3	2.10	0.52
29:DE:81:ILE:CG2	29:DE:81:ILE:O	2.56	0.52
30:DF:202:PHE:HE1	30:DF:206:ILE:HD13	1.74	0.52
31:DG:105:LYS:CE	51:D4:52:SER:HB3	2.38	0.52
33:DI:42:SER:C	33:DI:44:LEU:H	2.13	0.52
36:DP:121:LYS:O	36:DP:123:LEU:HG	2.10	0.52
37:DQ:59:ARG:HG3	37:DQ:59:ARG:HH11	1.75	0.52
40:DT:8:LYS:O	40:DT:11:GLU:HB2	2.10	0.52
43:DW:110:LYS:HG3	43:DW:111:HIS:ND1	2.24	0.52
43:DW:60:ASN:ND2	43:DW:60:ASN:H	2.07	0.52
43:DW:68:ARG:HD2	43:DW:110:LYS:HB3	1.92	0.52
2:AB:96:ARG:NH1	2:AB:148:TYR:HE1	2.07	0.51
2:AB:194:PRO:CB	2:AB:200:ILE:HD13	2.40	0.51
3:AC:22:TRP:CZ3	3:AC:32:LEU:HB3	2.44	0.51
1:AA:1324:G:H4'	9:AI:122:ALA:HB3	1.92	0.51
16:AP:53:VAL:CG1	16:AP:79:VAL:HG22	2.41	0.51
23:AV:54:G:C2	23:AV:55:U:C4	2.98	0.51
22:AW:21:A:N7	22:AW:46:G:N7	2.58	0.51
47:B0:30:VAL:HA	47:B0:66:VAL:HG22	1.91	0.51
50:B3:13:ILE:HG22	50:B3:13:ILE:O	2.09	0.51
56:B9:7:VAL:HG13	56:B9:34:GLN:HB3	1.91	0.51
25:BA:1140:C:C5'	25:BA:1141:U:OP2	2.58	0.51
25:BA:139:G:H1	25:BA:142(A):C:H42	1.57	0.51
25:BA:1479:G:H2'	25:BA:1480:G:O4'	2.10	0.51
25:BA:1686:C:C2'	25:BA:1687:G:H5'	2.40	0.51

Continued on next page...

Continued from previous page...

Atom-1	Atom-2	Interatomic distance (Å)	Clash overlap (Å)
25:BA:2629:A:C8	25:BA:2895:U:N3	2.78	0.51
25:BA:2870:C:C2'	25:BA:2871:C:H5'	2.40	0.51
25:BA:379:G:C5	25:BA:380:U:C5	2.98	0.51
25:BA:94(A):G:H2'	25:BA:95:G:H5''	1.92	0.51
28:BD:270:ILE:C	28:BD:271:ILE:CG1	2.78	0.51
31:BG:113:ARG:NH1	31:BG:113:ARG:N	2.57	0.51
32:BH:17:VAL:HG11	32:BH:50:VAL:HG22	1.92	0.51
25:BA:2882:A:OP1	38:BR:96:ARG:HD3	2.09	0.51
39:BS:74:ALA:HB1	39:BS:103:GLU:CG	2.39	0.51
1:CA:109:A:H2'	1:CA:110:G:H8	1.74	0.51
1:CA:65:U:HO2'	1:CA:376:C:H5	1.56	0.51
2:CB:158:LEU:HD12	2:CB:158:LEU:H	1.74	0.51
3:CC:112:SER:HB3	3:CC:115:LEU:HD12	1.91	0.51
4:CD:6:GLY:O	4:CD:7:PRO:C	2.47	0.51
7:CG:68:ASN:ND2	7:CG:128:ALA:HA	2.26	0.51
8:CH:120:THR:HG23	8:CH:123:GLU:OE1	2.11	0.51
10:CJ:16:LEU:HD23	10:CJ:94:VAL:CG1	2.39	0.51
19:CS:10:PHE:CE2	19:CS:39:THR:OG1	2.61	0.51
20:CT:29:LYS:HD3	20:CT:66:ALA:HB2	1.93	0.51
44:DX:10:ALA:HA	49:D2:37:PHE:CE1	2.45	0.51
25:DA:1424:G:H2'	25:DA:1425:G:O4'	2.10	0.51
25:DA:1578:U:C2'	25:DA:1579:A:H5''	2.40	0.51
25:DA:18:C:H5''	41:DU:24:TYR:O	2.10	0.51
25:DA:2308:G:N7	25:DA:2310:A:O5'	2.43	0.51
25:DA:2484:G:H2'	25:DA:2485:G:H8	1.75	0.51
25:DA:2721:A:H2'	25:DA:2722:G:C8	2.45	0.51
25:DA:535:C:O2'	25:DA:536:A:H5'	2.10	0.51
26:DB:38:C:O4'	39:DS:95:HIS:NE2	2.43	0.51
26:DB:87:G:C2'	26:DB:88:C:H5''	2.41	0.51
27:DC:141:LYS:O	27:DC:142:ALA:HB2	2.10	0.51
28:DD:226:MET:HB3	28:DD:230:ASP:HB2	1.91	0.51
28:DD:25:THR:CG2	28:DD:26:LYS:H	2.20	0.51
32:DH:130:ARG:HH11	32:DH:132:ARG:HH21	1.57	0.51
32:DH:158:HIS:O	32:DH:159:GLU:CB	2.57	0.51
34:DN:104:LYS:HB2	34:DN:117:PHE:CE1	2.45	0.51
38:DR:86:ARG:HB3	38:DR:118:GLU:OE2	2.10	0.51
40:DT:131:ALA:O	40:DT:133:GLU:N	2.43	0.51
40:DT:28:VAL:CG2	40:DT:46:GLU:CG	2.87	0.51
41:DU:79:PHE:HE2	41:DU:83:LEU:HD21	1.75	0.51
43:DW:1:MET:HE2	43:DW:2:GLU:H	1.74	0.51
43:DW:24:ILE:HG21	43:DW:36:LEU:HD21	1.90	0.51

Continued on next page...

Continued from previous page...

Atom-1	Atom-2	Interatomic distance (Å)	Clash overlap (Å)
43:DW:61:ASN:ND2	43:DW:61:ASN:N	2.58	0.51
44:DX:64:LYS:HD3	44:DX:73:ARG:CZ	2.40	0.51
44:DX:61:GLY:HA3	44:DX:73:ARG:O	2.09	0.51
1:AA:473:C:H2'	1:AA:474:G:H8	1.75	0.51
1:AA:992:A:H2'	1:AA:993:A:C8	2.45	0.51
2:AB:95:GLN:HE21	2:AB:147:LYS:CG	2.23	0.51
3:AC:13:GLY:HA3	14:AN:57:ARG:NE	2.25	0.51
5:AE:100:VAL:HG13	5:AE:118:ILE:HG22	1.89	0.51
16:AP:53:VAL:HG12	16:AP:79:VAL:HG22	1.93	0.51
20:AT:98:PRO:C	20:AT:100:ILE:H	2.13	0.51
48:B1:40:ARG:O	48:B1:40:ARG:HD3	2.10	0.51
49:B2:7:ARG:CZ	49:B2:7:ARG:HB3	2.40	0.51
50:B3:17:LYS:HD2	50:B3:20:LYS:HD2	1.92	0.51
53:B6:32:ASN:HD22	53:B6:33:LYS:HE3	1.75	0.51
25:BA:1042:G:H1	25:BA:1112:G:H22	1.58	0.51
25:BA:1772:G:H2'	25:BA:1773:A:O5'	2.10	0.51
25:BA:1885:A:H5'	25:BA:1885:A:H8	1.74	0.51
25:BA:2683:C:OP1	40:BT:53:ARG:NH2	2.42	0.51
25:BA:272:G:C6	25:BA:421:U:N1	2.78	0.51
25:BA:365:C:H6	25:BA:365:C:C5'	2.19	0.51
25:BA:476:G:H4'	25:BA:502:A:N1	2.25	0.51
25:BA:784:A:C5	28:BD:229:VAL:HG21	2.45	0.51
26:BB:38:C:O2	26:BB:48:A:H1'	2.09	0.51
26:BB:75:G:N1	26:BB:103:G:N2	2.58	0.51
26:BB:82:G:O2'	26:BB:83:G:H5'	2.11	0.51
27:BC:36:LYS:HA	27:BC:36:LYS:HZ2	1.75	0.51
28:BD:226:MET:HB3	28:BD:230:ASP:HB2	1.91	0.51
29:BE:61:ARG:HB3	29:BE:62:PRO:HD3	1.91	0.51
31:BG:114:ILE:HG12	31:BG:140:ILE:CD1	2.15	0.51
13:AM:7:VAL:HG21	31:BG:115:ARG:CG	2.40	0.51
32:BH:98:LEU:HD12	32:BH:102:ALA:O	2.11	0.51
34:BN:126:PRO:O	34:BN:127:ASP:HB2	2.10	0.51
38:BR:77:ARG:C	38:BR:79:LEU:N	2.64	0.51
44:BX:27:THR:HG22	44:BX:80:ILE:CB	2.18	0.51
44:BX:60:ARG:HH22	54:B7:47:ARG:HE	1.57	0.51
44:BX:71:GLY:C	44:BX:72:LYS:HD2	2.31	0.51
45:BY:17:SER:CA	45:BY:71:LYS:HD2	2.40	0.51
45:BY:87:LYS:HG3	45:BY:88:LYS:H	1.72	0.51
46:BZ:56:VAL:CG1	46:BZ:57:ILE:N	2.73	0.51
1:CA:660:U:H3	1:CA:696:G:N2	2.06	0.51
1:CA:844:G:H2'	1:CA:845:C:C6	2.43	0.51

Continued on next page...

Continued from previous page...

Atom-1	Atom-2	Interatomic distance (Å)	Clash overlap (Å)
3:CC:173:VAL:HG12	3:CC:175:LEU:HD12	1.92	0.51
4:CD:187:ARG:NH2	4:CD:193:ASP:OD2	2.43	0.51
5:CE:87:SER:HB3	5:CE:131:ILE:HD13	1.93	0.51
5:CE:78:HIS:CD2	8:CH:104:ARG:HE	2.21	0.51
6:CF:3:ARG:HD3	6:CF:64:GLN:OE1	2.10	0.51
8:CH:86:ILE:CG2	8:CH:87:SER:H	2.18	0.51
23:CV:4:G:O6	23:CV:71:G:C6	2.63	0.51
23:CV:76:C:OP1	25:DA:2602:A:H5''	2.10	0.51
22:CW:30:G:H2'	22:CW:31:A:H8	1.75	0.51
22:CW:36:A:C6	22:CW:37:A:C8	2.98	0.51
48:D1:94:LEU:C	48:D1:96:LYS:N	2.62	0.51
53:D6:9:LEU:HD23	53:D6:10:LEU:N	2.26	0.51
25:DA:1171:G:H5''	25:DA:1173:G:C4'	2.40	0.51
25:DA:1188:U:H4'	42:DV:79:VAL:HG22	1.91	0.51
25:DA:1416:G:H21	25:DA:1586:A:H62	1.57	0.51
25:DA:2203:U:H2'	25:DA:2203:U:O2	2.08	0.51
25:DA:2569:G:O2'	25:DA:2570:G:H5'	2.11	0.51
25:DA:2777:G:H5''	25:DA:2778:A:C5'	2.39	0.51
25:DA:289:A:C4	25:DA:353:G:N2	2.78	0.51
25:DA:848:G:H2'	25:DA:849:A:C8	2.44	0.51
25:DA:8:A:H2'	25:DA:9:U:C6	2.44	0.51
26:DB:55:U:H2'	26:DB:56:G:H8	1.73	0.51
28:DD:106:ILE:HG23	28:DD:106:ILE:O	2.10	0.51
30:DF:11:VAL:HG12	30:DF:12:LEU:N	2.17	0.51
33:DI:53:ALA:O	33:DI:56:LYS:HG2	2.09	0.51
25:DA:2674:G:O2'	35:DO:29:ASN:O	2.28	0.51
36:DP:144:GLU:N	36:DP:145:PRO:CD	2.72	0.51
36:DP:7:ARG:CA	36:DP:7:ARG:NE	2.65	0.51
36:DP:85:LEU:HD23	36:DP:85:LEU:N	2.18	0.51
39:DS:24:LEU:HB3	39:DS:85:VAL:CG1	2.38	0.51
39:DS:61:ASN:O	39:DS:62:LYS:HG2	2.10	0.51
40:DT:30:VAL:HG12	40:DT:44:ASP:N	2.26	0.51
40:DT:89:VAL:HG11	40:DT:91:ARG:NH2	2.25	0.51
40:DT:89:VAL:O	40:DT:91:ARG:HB2	2.10	0.51
46:DZ:135:GLU:HG2	46:DZ:136:PHE:HD2	1.75	0.51
1:AA:1258:C:O2'	1:AA:1260:A:H8	1.93	0.51
1:AA:953:G:H21	1:AA:1343:C:H2'	1.73	0.51
1:AA:199:C:H2'	1:AA:200:C:C6	2.45	0.51
1:AA:603:C:H2'	1:AA:604:A:C8	2.44	0.51
2:AB:95:GLN:HG3	2:AB:148:TYR:HA	1.93	0.51
2:AB:223:ILE:HA	2:AB:226:ARG:HB3	1.92	0.51

Continued on next page...

Continued from previous page...

Atom-1	Atom-2	Interatomic distance (Å)	Clash overlap (Å)
6:AF:61:LEU:HD23	6:AF:63:TYR:OH	2.10	0.51
7:AG:32:ARG:O	7:AG:33:ASP:CB	2.58	0.51
7:AG:46:ALA:O	7:AG:49:ILE:HB	2.09	0.51
8:AH:58:TYR:O	8:AH:59:LEU:HD23	2.10	0.51
10:AJ:24:VAL:HG21	10:AJ:37:PRO:HG3	1.93	0.51
10:AJ:89:ASP:C	10:AJ:90:LEU:HD12	2.30	0.51
12:AL:28:LYS:HE3	12:AL:33:ARG:HH22	1.70	0.51
13:AM:18:ALA:HB2	13:AM:45:VAL:HG21	1.92	0.51
25:BA:9:U:O2'	25:BA:10:G:P	2.68	0.51
25:BA:1286:A:O2'	25:BA:1288:U:OP2	2.26	0.51
25:BA:1827:C:O2'	25:BA:1828:G:H5'	2.10	0.51
25:BA:2097:C:H2'	25:BA:2098:U:O4'	2.11	0.51
25:BA:2721:A:H2'	25:BA:2722:G:H8	1.74	0.51
25:BA:2838:G:H2'	25:BA:2839:G:H8	1.75	0.51
25:BA:614:U:O4'	25:BA:614(C):A:N6	2.43	0.51
25:BA:90:U:H1'	25:BA:92:A:C8	2.45	0.51
28:BD:172:TYR:HD1	28:BD:186:HIS:CA	2.21	0.51
29:BE:16:ARG:O	29:BE:17:ASP:HB3	2.10	0.51
29:BE:36:ARG:HH12	29:BE:86:PRO:HD2	1.76	0.51
30:BF:160:ASN:HB3	30:BF:163:VAL:HG23	1.92	0.51
31:BG:113:ARG:CB	31:BG:113:ARG:NH1	2.59	0.51
36:BP:147:LEU:HG	36:BP:148:LEU:N	2.25	0.51
36:BP:52:GLU:CB	36:BP:55:ARG:HD2	2.40	0.51
36:BP:77:ARG:HB2	36:BP:78:PRO:HD2	1.91	0.51
36:BP:7:ARG:NE	36:BP:7:ARG:CA	2.65	0.51
37:BQ:66:ILE:HG22	37:BQ:104:PHE:CD2	2.44	0.51
42:BV:69:LYS:HA	42:BV:88:ARG:CG	2.39	0.51
1:CA:1206:A:H2'	1:CA:1206:A:N3	2.24	0.51
1:CA:335:U:OP2	35:DO:96:THR:OG1	2.29	0.51
1:CA:408:G:O2'	1:CA:423:G:N2	2.43	0.51
2:CB:54:THR:HG21	2:CB:201:ILE:HD11	1.93	0.51
6:CF:75:LEU:HD21	6:CF:79:LEU:HD11	1.92	0.51
7:CG:32:ARG:O	7:CG:33:ASP:CB	2.57	0.51
8:CH:12:ARG:NH1	8:CH:26:VAL:HA	2.24	0.51
15:CO:54:ARG:NH1	15:CO:54:ARG:HG2	2.22	0.51
19:CS:16:LEU:HA	19:CS:19:VAL:HB	1.92	0.51
19:CS:28:LYS:HD2	19:CS:29:ARG:CZ	2.40	0.51
22:CY:27:G:H3'	22:CY:27:G:C8	2.45	0.51
56:D9:26:ILE:N	56:D9:26:ILE:HD12	2.25	0.51
25:DA:1479:G:H2'	25:DA:1480:G:O4'	2.10	0.51
25:DA:1490:A:N6	28:DD:98:VAL:HG11	2.26	0.51

Continued on next page...

Continued from previous page...

Atom-1	Atom-2	Interatomic distance (Å)	Clash overlap (Å)
25:DA:1772:G:H2'	25:DA:1773:A:O5'	2.10	0.51
25:DA:1952:A:N1	35:DO:22:ILE:CD1	2.73	0.51
25:DA:2121:G:N2	27:DC:172:HIS:CB	2.71	0.51
25:DA:2186:G:C6	25:DA:2187:G:N7	2.78	0.51
25:DA:2207:G:N3	25:DA:2207:G:H2'	2.24	0.51
25:DA:2329:G:C2'	25:DA:2330:G:H5'	2.41	0.51
25:DA:271(H):G:O2'	25:DA:271(I):G:H8	1.94	0.51
25:DA:84:A:C5'	45:DY:9:LYS:HE3	2.38	0.51
28:DD:210:GLY:C	28:DD:212:SER:H	2.14	0.51
28:DD:7:LYS:O	28:DD:9:TYR:HD1	1.90	0.51
32:DH:135:GLY:HA3	32:DH:141:VAL:CG2	2.40	0.51
33:DI:72:LEU:O	33:DI:138:ILE:HG23	2.10	0.51
34:DN:126:PRO:O	34:DN:127:ASP:HB2	2.10	0.51
36:DP:113:LYS:HE2	36:DP:115:LEU:HD13	1.93	0.51
36:DP:23:PRO:HB2	36:DP:33:ARG:CG	2.41	0.51
36:DP:32:THR:O	36:DP:36:LYS:HG3	2.11	0.51
38:DR:74:LYS:HD2	38:DR:77:ARG:NH2	2.22	0.51
39:DS:74:ALA:HB1	39:DS:103:GLU:CG	2.39	0.51
40:DT:28:VAL:HG13	40:DT:45:PHE:C	2.30	0.51
45:DY:26:LYS:HG2	45:DY:27:VAL:HG23	1.92	0.51
1:AA:103:C:H2'	1:AA:104:G:O4'	2.09	0.51
1:AA:1056:G:O3'	2:AB:103:THR:CG2	2.59	0.51
1:AA:956:C:H3'	1:AA:957:C:C5'	2.39	0.51
2:AB:40:HIS:CB	2:AB:190:THR:HG21	2.41	0.51
6:AF:39:LYS:HG2	6:AF:40:VAL:N	2.24	0.51
7:AG:32:ARG:O	7:AG:33:ASP:HB2	2.11	0.51
10:AJ:8:LEU:CD1	10:AJ:20:ALA:HA	2.40	0.51
11:AK:58:PRO:HA	11:AK:90:GLY:HA3	1.93	0.51
16:AP:71:ARG:HA	16:AP:74:LEU:CD1	2.34	0.51
23:AV:35:C:H2'	23:AV:36:A:H8	1.76	0.51
53:B6:24:GLU:O	53:B6:25:LYS:HB2	2.11	0.51
25:BA:2290:G:H2'	25:BA:2291:U:O4'	2.11	0.51
25:BA:2290:G:H5'	25:BA:2290:G:C8	2.37	0.51
25:BA:2632:A:C2	29:BE:61:ARG:HD3	2.46	0.51
25:BA:309:G:N2	25:BA:330:A:P	2.81	0.51
25:BA:952:G:O6	25:BA:953:A:N6	2.42	0.51
25:BA:2075:U:P	28:BD:244:ARG:NH2	2.83	0.51
29:BE:57:LYS:C	29:BE:59:VAL:H	2.13	0.51
30:BF:192:LEU:HD21	30:BF:194:MET:HE2	1.93	0.51
25:BA:469:G:OP1	30:BF:59:TYR:HB3	2.11	0.51
32:BH:140:LYS:HG2	32:BH:140:LYS:O	2.10	0.51

Continued on next page...

Continued from previous page...

Atom-1	Atom-2	Interatomic distance (Å)	Clash overlap (Å)
36:BP:107:LYS:C	36:BP:109:GLY:N	2.62	0.51
36:BP:32:THR:HG21	36:BP:37:GLY:CA	2.40	0.51
38:BR:97:VAL:CG2	38:BR:114:VAL:HG22	2.32	0.51
38:BR:28:LEU:O	38:BR:28:LEU:HD13	2.11	0.51
43:BW:111:HIS:CG	43:BW:112:GLY:N	2.78	0.51
46:BZ:101:PRO:HB2	46:BZ:136:PHE:HB3	1.93	0.51
1:CA:1204:C:P	19:CS:78:ARG:HH21	2.34	0.51
1:CA:1474:G:C5	1:CA:1475:U:C5	2.98	0.51
1:CA:459:G:H2'	1:CA:460:G:C8	2.45	0.51
1:CA:669:U:O4	1:CA:686:G:H1'	2.11	0.51
1:CA:976:C:N4	1:CA:977:U:O4	2.44	0.51
1:CA:985:C:H2'	1:CA:986:C:C6	2.46	0.51
2:CB:92:TYR:O	2:CB:93:VAL:HG13	2.10	0.51
3:CC:17:ASP:OD2	3:CC:18:TRP:N	2.44	0.51
4:CD:62:GLN:O	4:CD:66:ARG:HD2	2.11	0.51
8:CH:86:ILE:CG2	8:CH:133:LEU:HD22	2.40	0.51
10:CJ:32:ALA:H	10:CJ:76:ASN:HD22	1.57	0.51
11:CK:124:LYS:HB3	11:CK:125:PHE:HD1	1.75	0.51
12:CL:5:PRO:O	12:CL:6:THR:C	2.48	0.51
14:CN:27:CYS:SG	14:CN:43:CYS:SG	3.08	0.51
18:CR:53:ARG:HH11	18:CR:53:ARG:HG2	1.75	0.51
19:CS:43:GLU:C	19:CS:45:VAL:N	2.63	0.51
20:CT:84:LEU:CD1	20:CT:84:LEU:C	2.76	0.51
25:DA:747:U:C1'	52:D5:2:ALA:HB3	2.40	0.51
53:D6:20:ASN:ND2	53:D6:21:TYR:N	2.59	0.51
25:DA:1448:G:H5'	25:DA:1449:A:OP1	2.11	0.51
25:DA:1484:G:H3'	25:DA:1485:G:C5'	2.38	0.51
25:DA:1579:A:H2'	25:DA:1580:A:O4'	2.11	0.51
25:DA:2142:C:O2'	25:DA:2143:C:H5'	2.11	0.51
25:DA:921:G:H4'	25:DA:2269:A:C6	2.46	0.51
25:DA:271(Q):G:O2'	25:DA:271(R):G:OP2	2.20	0.51
25:DA:271(Y):U:O2'	25:DA:271(Z):C:O5'	2.27	0.51
25:DA:889:C:H1'	25:DA:890:A:O4'	2.10	0.51
25:DA:912:C:H2'	25:DA:912:C:O2	2.10	0.51
26:DB:28:C:O2'	26:DB:29:A:H5'	2.09	0.51
27:DC:36:LYS:NZ	27:DC:36:LYS:HB2	2.25	0.51
30:DF:38:ARG:HH11	30:DF:38:ARG:HG3	1.75	0.51
31:DG:114:ILE:HB	31:DG:117:PHE:HB2	1.91	0.51
31:DG:114:ILE:HD12	31:DG:117:PHE:CD2	2.46	0.51
25:DA:2675:A:H4'	35:DO:29:ASN:ND2	2.26	0.51
36:DP:147:LEU:HG	36:DP:148:LEU:N	2.25	0.51

Continued on next page...

Continued from previous page...

Atom-1	Atom-2	Interatomic distance (Å)	Clash overlap (Å)
36:DP:32:THR:O	36:DP:33:ARG:CB	2.59	0.51
36:DP:84:ASN:C	36:DP:86:LYS:N	2.64	0.51
40:DT:18:ASP:OD1	40:DT:18:ASP:N	2.41	0.51
45:DY:67:LEU:O	45:DY:68:HIS:C	2.46	0.51
46:DZ:58:VAL:HA	46:DZ:67:LEU:O	2.10	0.51
1:AA:1003:U:O2'	1:AA:1004:G:N7	2.43	0.51
1:AA:1110:C:H5'	9:AI:16:ARG:NH2	2.25	0.51
1:AA:1125:G:H2'	1:AA:1126:G:C8	2.45	0.51
4:AD:150:GLU:HG2	4:AD:151:LYS:H	1.75	0.51
4:AD:107:ARG:HB3	4:AD:174:LEU:CD1	2.40	0.51
5:AE:33:VAL:HG22	5:AE:43:LEU:HD13	1.91	0.51
10:AJ:97:GLU:OE2	10:AJ:97:GLU:HA	2.11	0.51
12:AL:126:LYS:C	12:AL:128:ALA:H	2.14	0.51
12:AL:5:PRO:O	12:AL:6:THR:C	2.48	0.51
12:AL:75:HIS:HD2	12:AL:77:LEU:HB2	1.76	0.51
25:BA:2336:A:H61	47:B0:43:THR:HG21	1.75	0.51
25:BA:1453:U:H4'	25:BA:1455:G:OP1	2.11	0.51
25:BA:1654:A:H4'	25:BA:1654:A:OP2	2.11	0.51
25:BA:2142:C:O2'	25:BA:2143:C:H5'	2.11	0.51
25:BA:271(U):G:C2	25:BA:271(V):G:C8	2.99	0.51
25:BA:359:A:O2'	25:BA:360:G:H5'	2.10	0.51
25:BA:556:G:H2'	25:BA:557:U:H6	1.75	0.51
25:BA:587:C:C6	25:BA:671:C:H1'	2.45	0.51
25:BA:917:A:H2'	25:BA:918:A:C8	2.45	0.51
27:BC:45:ALA:O	27:BC:46:LYS:HB2	2.11	0.51
25:BA:773:U:H4'	28:BD:47:GLY:HA3	1.93	0.51
29:BE:59:VAL:CG2	29:BE:60:ASN:N	2.68	0.51
32:BH:43:VAL:HG12	32:BH:53:GLU:H	1.75	0.51
33:BI:5:LEU:HD12	33:BI:5:LEU:N	2.24	0.51
34:BN:120:LEU:HD11	34:BN:122:VAL:CG2	2.39	0.51
35:BO:6:THR:HG22	35:BO:8:LEU:HD22	1.93	0.51
36:BP:7:ARG:O	36:BP:10:PRO:CD	2.54	0.51
37:BQ:51:ARG:O	37:BQ:55:VAL:HG12	2.10	0.51
39:BS:83:LYS:HG2	39:BS:105:ALA:HB3	1.90	0.51
40:BT:27:THR:OG1	40:BT:28:VAL:O	2.27	0.51
41:BU:91:ASP:OD2	41:BU:96:ALA:CB	2.57	0.51
42:BV:22:VAL:O	42:BV:23:GLU:HB2	2.11	0.51
42:BV:35:LEU:HB2	42:BV:57:VAL:CG1	2.40	0.51
44:BX:89:ILE:O	44:BX:93:GLU:HG2	2.10	0.51
1:CA:609:U:C2	1:CA:610:G:C8	2.99	0.51
1:CA:821:G:C2'	1:CA:822:U:H5'	2.39	0.51

Continued on next page...

Continued from previous page...

Atom-1	Atom-2	Interatomic distance (Å)	Clash overlap (Å)
10:CJ:97:GLU:OE2	10:CJ:97:GLU:HA	2.10	0.51
11:CK:80:VAL:O	11:CK:80:VAL:HG23	2.09	0.51
14:CN:47:LEU:HA	14:CN:50:LYS:HD2	1.93	0.51
1:CA:103:C:O2'	16:CP:25:ARG:O	2.27	0.51
18:CR:50:ILE:HD12	18:CR:70:ILE:HG21	1.91	0.51
22:CW:16:U:C3'	22:CW:17:C:H5'	2.33	0.51
48:D1:40:ARG:HD3	48:D1:40:ARG:O	2.11	0.51
49:D2:43:GLN:O	49:D2:44:LEU:CB	2.57	0.51
25:DA:1246:A:P	36:DP:18:ARG:HG3	2.51	0.51
25:DA:1313:U:C2'	25:DA:1313:U:O2	2.58	0.51
25:DA:143:G:H2'	25:DA:143(A):C:C6	2.45	0.51
25:DA:1582:C:O2'	25:DA:1586:A:C8	2.64	0.51
25:DA:1686:C:C2'	25:DA:1687:G:H5'	2.40	0.51
25:DA:2036:C:C5'	25:DA:2036:C:H6	2.14	0.51
25:DA:2389:G:H5''	25:DA:2390:U:H5'	1.91	0.51
25:DA:2468:G:O2'	25:DA:2476:A:C8	2.59	0.51
25:DA:2735:G:H2'	25:DA:2736:G:H8	1.75	0.51
25:DA:556:G:H2'	25:DA:557:U:H6	1.75	0.51
25:DA:587:C:C6	25:DA:671:C:H1'	2.46	0.51
28:DD:71:ASP:CB	28:DD:103:ARG:HH22	2.21	0.51
29:DE:118:LYS:H	29:DE:121:ASN:H	1.58	0.51
29:DE:161:GLY:O	29:DE:162:ALA:C	2.49	0.51
29:DE:52:LEU:CD1	29:DE:53:PRO:HD2	2.25	0.51
29:DE:78:LEU:C	29:DE:79:ARG:HD2	2.31	0.51
25:DA:320:A:H3'	30:DF:136:THR:CG2	2.40	0.51
30:DF:160:ASN:HB3	30:DF:163:VAL:HG23	1.91	0.51
37:DQ:27:VAL:HG23	37:DQ:137:TYR:CE1	2.45	0.51
42:DV:35:LEU:HB2	42:DV:57:VAL:CG1	2.40	0.51
43:DW:111:HIS:CG	43:DW:112:GLY:N	2.78	0.51
45:DY:67:LEU:HD12	45:DY:67:LEU:C	2.25	0.51
1:AA:154:A:N6	1:AA:339:A:O2'	2.44	0.51
1:AA:451:C:C2	1:AA:452:C:C5	2.99	0.51
1:AA:683:G:H4'	1:AA:687:A:H1'	1.93	0.51
1:AA:904:G:H1	1:AA:1372:U:H3	1.57	0.51
2:AB:112:VAL:HG22	2:AB:149:LEU:HD13	1.91	0.51
2:AB:28:PHE:O	2:AB:28:PHE:CD1	2.63	0.51
20:AT:33:ILE:CD1	20:AT:62:LEU:CB	2.85	0.51
23:AV:53:G:HO2'	23:AV:54:G:P	2.33	0.51
23:AV:66:C:C2'	23:AV:67:C:H5'	2.37	0.51
53:B6:9:LEU:HD23	53:B6:10:LEU:N	2.26	0.51
25:BA:1168:G:C2	25:BA:1182:A:C2	2.98	0.51

Continued on next page...

Continued from previous page...

Atom-1	Atom-2	Interatomic distance (Å)	Clash overlap (Å)
25:BA:1503:U:O2'	25:BA:1504:C:H5'	2.10	0.51
25:BA:2068:U:N3	25:BA:2430:A:C2	2.44	0.51
26:BB:65:C:N4	26:BB:109:C:H2'	2.23	0.51
29:BE:132:HIS:CD2	29:BE:135:HIS:NE2	2.79	0.51
30:BF:202:PHE:CE1	30:BF:206:ILE:HD13	2.45	0.51
30:BF:28:ILE:HG12	30:BF:119:ARG:HH21	1.76	0.51
32:BH:85:LYS:HE2	32:BH:145:ALA:HA	1.92	0.51
33:BI:42:SER:C	33:BI:44:LEU:H	2.13	0.51
34:BN:30:ILE:HG23	34:BN:52:VAL:HG11	1.93	0.51
37:BQ:59:ARG:HH11	37:BQ:59:ARG:HG3	1.75	0.51
39:BS:24:LEU:HB3	39:BS:85:VAL:CG1	2.38	0.51
41:BU:99:ALA:HB2	41:BU:106:PHE:CD1	2.46	0.51
1:CA:1046:G:C8	1:CA:1048:C:C2	2.98	0.51
2:CB:164:VAL:HB	2:CB:186:ALA:HB1	1.91	0.51
2:CB:213:LEU:O	2:CB:213:LEU:HD23	2.11	0.51
2:CB:8:LYS:NZ	2:CB:217:ARG:HH12	2.09	0.51
4:AD:196:LEU:CA	6:CF:16:GLN:HG3	2.39	0.51
8:CH:23:SER:HB2	8:CH:61:VAL:O	2.10	0.51
10:CJ:38:ILE:HG13	10:CJ:38:ILE:O	2.09	0.51
13:CM:91:ARG:HH22	13:CM:103:THR:HG21	1.76	0.51
17:CQ:18:THR:HG23	17:CQ:69:LYS:HE3	1.91	0.51
20:CT:57:ARG:NH1	20:CT:57:ARG:HB2	2.26	0.51
23:CV:22:A:C2	23:CV:49:C:C5	2.99	0.51
23:CV:4:G:O2'	23:CV:5:G:O5'	2.28	0.51
50:D3:13:ILE:O	50:D3:13:ILE:HG22	2.10	0.51
25:DA:1000:A:H8	25:DA:1000:A:H5'	1.76	0.51
25:DA:1049:C:H2'	25:DA:1049:C:O2	2.11	0.51
25:DA:1309:G:P	54:D7:9:ARG:HD2	2.51	0.51
25:DA:141:A:H8	25:DA:1408:C:HO2'	1.45	0.51
25:DA:1654:A:H4'	25:DA:1654:A:OP2	2.11	0.51
25:DA:2590:A:OP2	28:DD:238:GLY:HA2	2.11	0.51
25:DA:271(O):C:O2'	25:DA:271(P):C:H6	1.92	0.51
25:DA:857:C:H5'	47:D0:77:ARG:NH2	2.22	0.51
26:DB:15:A:H5'	26:DB:16:G:C8	2.45	0.51
28:DD:102:LYS:C	28:DD:103:ARG:HG2	2.31	0.51
30:DF:139:PHE:CB	30:DF:166:ALA:HB1	2.39	0.51
31:DG:27:ASN:O	31:DG:29:TRP:N	2.43	0.51
32:DH:148:ILE:O	32:DH:151:ILE:HG12	2.09	0.51
32:DH:98:LEU:HD12	32:DH:102:ALA:O	2.10	0.51
33:DI:6:LEU:O	33:DI:8:PRO:N	2.43	0.51
34:DN:18:ALA:O	34:DN:21:LYS:N	2.38	0.51

Continued on next page...

Continued from previous page...

Atom-1	Atom-2	Interatomic distance (Å)	Clash overlap (Å)
36:DP:105:LEU:O	36:DP:106:LEU:HB3	2.11	0.51
36:DP:77:ARG:HB2	36:DP:78:PRO:HD2	1.91	0.51
38:DR:63:ARG:NH1	38:DR:80:PHE:HD2	2.08	0.51
40:DT:129:ARG:NH1	40:DT:131:ALA:O	2.44	0.51
43:DW:75:TYR:N	43:DW:75:TYR:CD1	2.78	0.51
46:DZ:151:HIS:HB3	46:DZ:170:THR:CG2	2.37	0.51
46:DZ:30:ASN:HA	46:DZ:89:PHE:HE2	1.76	0.51
46:DZ:4:ARG:HE	46:DZ:60:GLU:CG	2.23	0.51
1:AA:458:G:H5''	16:AP:81:ARG:HH21	1.75	0.51
1:AA:575:G:H2'	1:AA:576:G:H8	1.74	0.51
9:AI:50:LEU:O	9:AI:53:VAL:N	2.41	0.51
12:AL:126:LYS:HG3	12:AL:127:GLU:N	2.25	0.51
16:AP:15:PRO:O	16:AP:41:PRO:HD2	2.11	0.51
23:AV:31:G:N2	23:AV:42:C:H1'	2.26	0.51
47:B0:24:LYS:O	47:B0:25:ARG:HD3	2.10	0.51
55:B8:23:VAL:CG1	55:B8:46:ARG:HH11	2.24	0.51
25:BA:109:G:C5	25:BA:110:G:N7	2.78	0.51
25:BA:1819:A:O4'	25:BA:1821:A:N7	2.44	0.51
25:BA:2040:C:H2'	25:BA:2041:U:C6	2.46	0.51
25:BA:2230:G:O3'	48:B1:43:TYR:HB2	2.11	0.51
25:BA:2302:G:N3	31:BG:128:ARG:HD2	2.25	0.51
22:AW:76:A:C2	25:BA:2421:G:C6	2.98	0.51
25:BA:2484:G:H2'	25:BA:2485:G:H8	1.75	0.51
25:BA:645:C:C2'	25:BA:645:C:O2	2.57	0.51
30:BF:164:ARG:HG2	30:BF:164:ARG:NH1	2.24	0.51
31:BG:165:THR:OG1	31:BG:168:GLU:HB2	2.11	0.51
32:BH:135:GLY:HA3	32:BH:141:VAL:CG2	2.40	0.51
33:BI:101:LEU:CB	33:BI:109:ILE:HD11	2.39	0.51
34:BN:26:LEU:CD2	34:BN:30:ILE:HD11	2.41	0.51
34:BN:30:ILE:O	34:BN:34:LEU:HB2	2.10	0.51
38:BR:86:ARG:HB3	38:BR:118:GLU:OE2	2.10	0.51
39:BS:46:VAL:CG1	39:BS:47:THR:H	2.05	0.51
40:BT:132:LYS:O	40:BT:134:GLU:N	2.43	0.51
42:BV:2:PHE:HE1	42:BV:13:ARG:HD2	1.73	0.51
45:BY:26:LYS:HG2	45:BY:27:VAL:HG23	1.92	0.51
1:CA:1018:G:H3'	1:CA:1019:C:C6	2.45	0.51
1:CA:1115:G:N2	1:CA:1125:G:H1'	2.26	0.51
1:CA:338:U:H5''	1:CA:339:A:N7	2.26	0.51
1:CA:486:C:O5'	1:CA:486:C:H6	1.93	0.51
7:CG:116:ALA:HA	7:CG:119:ARG:HG3	1.93	0.51
8:CH:120:THR:OG1	8:CH:123:GLU:HG3	2.10	0.51

Continued on next page...

Continued from previous page...

Atom-1	Atom-2	Interatomic distance (Å)	Clash overlap (Å)
11:CK:44:SER:H	11:CK:47:VAL:CG2	2.23	0.51
17:CQ:11:VAL:HG23	17:CQ:20:THR:HB	1.93	0.51
17:CQ:74:LEU:HD13	17:CQ:74:LEU:C	2.31	0.51
17:CQ:92:ARG:HA	17:CQ:95:TYR:CE2	2.46	0.51
22:CW:57:G:H2'	22:CW:58:A:C5'	2.40	0.51
22:CY:37:A:H5''	22:CY:38:A:OP2	2.11	0.51
47:D0:11:ARG:CB	47:D0:11:ARG:HH11	2.23	0.51
53:D6:9:LEU:O	53:D6:25:LYS:HG3	2.10	0.51
55:D8:23:VAL:CG1	55:D8:46:ARG:HH11	2.24	0.51
25:DA:1827:C:O2'	25:DA:1828:G:H5'	2.11	0.51
25:DA:1952:A:N6	25:DA:1953:A:H61	2.09	0.51
25:DA:2838:G:H2'	25:DA:2839:G:H8	1.75	0.51
25:DA:379:G:C5	25:DA:380:U:C5	2.98	0.51
25:DA:573:G:O2'	25:DA:574:C:H3'	2.11	0.51
25:DA:869:G:O2'	37:DQ:8:LYS:HG3	2.11	0.51
29:DE:72:VAL:O	29:DE:73:GLU:O	2.28	0.51
31:DG:65:GLY:O	31:DG:66:GLN:HG3	2.09	0.51
31:DG:43:LEU:CD2	31:DG:88:ILE:HD11	2.38	0.51
32:DH:156:ALA:C	32:DH:158:HIS:H	2.11	0.51
33:DI:54:GLN:HA	33:DI:57:ARG:CG	2.40	0.51
36:DP:108:LYS:C	36:DP:110:TYR:H	2.12	0.51
37:DQ:16:ARG:NH2	37:DQ:18:LYS:HE3	2.25	0.51
42:DV:27:ALA:O	42:DV:28:GLU:O	2.29	0.51
45:DY:88:LYS:HZ1	45:DY:93:GLY:CA	2.22	0.51
1:AA:1471:G:N7	58:AA:1694:PAR:N32	2.59	0.51
2:AB:74:LYS:HD2	2:AB:74:LYS:H	1.76	0.51
5:AE:63:ARG:C	5:AE:65:ASN:H	2.14	0.51
8:AH:86:ILE:CG2	8:AH:133:LEU:HD22	2.40	0.51
11:AK:78:GLN:O	11:AK:103:LEU:HD13	2.11	0.51
15:AO:17:ARG:NH1	15:AO:17:ARG:HG3	2.23	0.51
19:AS:16:LEU:HA	19:AS:19:VAL:HB	1.93	0.51
23:AV:20:G:N2	23:AV:58:A:N3	2.57	0.51
47:B0:11:ARG:CB	47:B0:11:ARG:HH11	2.23	0.51
47:B0:72:ARG:NE	47:B0:75:LEU:HD13	2.26	0.51
50:B3:29:ARG:HG3	50:B3:29:ARG:NH1	2.24	0.51
31:BG:2:PRO:CD	51:B4:51:TYR:CD2	2.93	0.51
25:BA:1175:U:O5'	25:BA:1176:G:H5'	2.10	0.51
25:BA:1317:A:H2'	25:BA:1318:C:H6	1.75	0.51
25:BA:1579:A:H2'	25:BA:1580:A:O4'	2.11	0.51
25:BA:1653:G:O6	38:BR:11:ASN:HB2	2.10	0.51
25:BA:2569:G:O2'	25:BA:2570:G:H5'	2.11	0.51

Continued on next page...

Continued from previous page...

Atom-1	Atom-2	Interatomic distance (Å)	Clash overlap (Å)
25:BA:2657:A:O2'	32:BH:160:LYS:HE3	2.11	0.51
25:BA:271(T):C:C5'	25:BA:271(T):C:H6	2.18	0.51
25:BA:2787:C:O2	29:BE:61:ARG:NH1	2.44	0.51
25:BA:287:C:H2'	25:BA:288:C:O4'	2.11	0.51
25:BA:573:G:O2'	25:BA:574:C:H3'	2.11	0.51
25:BA:71:A:C4'	25:BA:72:U:OP2	2.58	0.51
25:BA:800:A:C5	25:BA:802:A:O4'	2.64	0.51
25:BA:987:G:H2'	25:BA:988:A:O4'	2.11	0.51
31:BG:47:LYS:HD3	31:BG:82:LEU:HG	1.93	0.51
32:BH:106:THR:HG22	32:BH:112:PRO:HB3	1.92	0.51
32:BH:68:THR:C	32:BH:70:THR:H	2.12	0.51
33:BI:53:ALA:O	33:BI:57:ARG:CG	2.59	0.51
37:BQ:70:PRO:HA	37:BQ:94:VAL:C	2.31	0.51
43:BW:47:VAL:HG12	43:BW:47:VAL:O	2.10	0.51
46:BZ:111:VAL:HG13	46:BZ:111:VAL:O	2.10	0.51
1:CA:1160:A:H5'	9:CI:102:LEU:HD12	1.91	0.51
2:CB:112:VAL:HG22	2:CB:149:LEU:HD13	1.93	0.51
2:CB:69:LEU:HD12	2:CB:70:PHE:N	2.25	0.51
4:CD:3:ARG:HG2	4:CD:118:ARG:HD3	1.93	0.51
5:CE:101:ILE:HG12	5:CE:101:ILE:O	2.11	0.51
8:CH:40:ALA:C	8:CH:42:GLU:H	2.14	0.51
12:CL:59:ARG:HG3	12:CL:64:TYR:O	2.10	0.51
24:CX:14:A:O2'	24:CX:15:A:OP1	2.24	0.51
49:D2:69:ARG:O	49:D2:70:GLN:HB3	2.10	0.51
25:DA:243:U:OP1	55:D8:6:THR:CG2	2.59	0.51
25:DA:2103:C:H3'	25:DA:2104:G:C5'	2.32	0.51
25:DA:2290:G:H2'	25:DA:2291:U:O4'	2.11	0.51
25:DA:2461:C:H2'	25:DA:2462:U:C6	2.46	0.51
25:DA:271(U):G:C2	25:DA:271(V):G:C8	2.98	0.51
25:DA:2869:G:H2'	25:DA:2870:C:O4'	2.11	0.51
25:DA:917:A:H2'	25:DA:918:A:C8	2.45	0.51
26:DB:83:G:C5	26:DB:84:C:C5	2.98	0.51
27:DC:45:ALA:O	27:DC:46:LYS:HB2	2.11	0.51
29:DE:61:ARG:HB3	29:DE:62:PRO:HD3	1.91	0.51
30:DF:116:ASP:OD2	36:DP:5:ASP:N	2.44	0.51
30:DF:167:ALA:O	30:DF:168:ARG:C	2.49	0.51
30:DF:177:ALA:HB1	30:DF:178:PRO:CD	2.37	0.51
33:DI:82:ARG:O	33:DI:89:TYR:HD1	1.94	0.51
34:DN:38:HIS:NE2	34:DN:50:ASP:OD2	2.43	0.51
36:DP:126:VAL:HG22	36:DP:145:PRO:HB2	1.93	0.51
37:DQ:111:GLU:O	37:DQ:115:MET:HG2	2.11	0.51

Continued on next page...

Continued from previous page...

Atom-1	Atom-2	Interatomic distance (Å)	Clash overlap (Å)
38:DR:52:ILE:O	38:DR:55:ALA:HB3	2.11	0.51
39:DS:90:GLY:C	39:DS:92:TYR:H	2.14	0.51
43:DW:111:HIS:CD2	43:DW:112:GLY:H	2.28	0.51
45:DY:86:ARG:NH1	45:DY:95:LYS:NZ	2.57	0.51
45:DY:96:ILE:HD12	45:DY:99:CYS:HB2	1.92	0.51
1:AA:1297:G:N2	1:AA:1300:A:O5'	2.43	0.51
2:AB:171:ALA:HA	2:AB:174:VAL:HG23	1.93	0.51
4:AD:9:CYS:SG	4:AD:22:LYS:CD	2.99	0.51
5:AE:14:ARG:NH1	5:AE:129:ILE:HD11	2.26	0.51
6:AF:35:ALA:HB2	6:AF:67:MET:SD	2.51	0.51
7:AG:27:ILE:HG12	7:AG:43:PHE:HD2	1.76	0.51
8:AH:44:PHE:HA	8:AH:79:VAL:CG1	2.41	0.51
9:AI:3:GLN:CG	9:AI:20:ARG:HH12	2.23	0.51
9:AI:8:GLY:HA3	9:AI:76:ALA:O	2.10	0.51
1:AA:521:G:P	12:AL:115:LYS:HB2	2.50	0.51
13:AM:19:LEU:HB3	13:AM:25:ILE:HG21	1.93	0.51
13:AM:76:ALA:HA	13:AM:79:LYS:HD2	1.92	0.51
16:AP:6:LEU:HB3	16:AP:17:TYR:CD2	2.46	0.51
20:AT:33:ILE:HD11	20:AT:62:LEU:C	2.31	0.51
52:B5:20:ARG:O	52:B5:23:HIS:HB2	2.10	0.51
25:BA:1448:G:H5'	25:BA:1449:A:OP1	2.11	0.51
25:BA:1594:G:H5'	25:BA:1594:G:C8	2.46	0.51
25:BA:1719:G:C2'	25:BA:1720:U:H5'	2.41	0.51
25:BA:2171:A:H2'	25:BA:2172:U:C6	2.45	0.51
25:BA:271(H):G:O2'	25:BA:271(I):G:H8	1.94	0.51
25:BA:2721:A:H2'	25:BA:2722:G:C8	2.46	0.51
25:BA:327:G:H2'	25:BA:328:U:H6	1.76	0.51
13:AM:94:ARG:HH21	25:BA:887:A:C1'	2.20	0.51
30:BF:11:VAL:HG12	30:BF:12:LEU:N	2.17	0.51
30:BF:75:HIS:HE1	30:BF:82:ILE:HD11	1.76	0.51
31:BG:172:LEU:HG	31:BG:176:LEU:CD1	2.41	0.51
33:BI:6:LEU:O	33:BI:8:PRO:N	2.43	0.51
36:BP:114:ILE:HG22	36:BP:127:ALA:CB	2.41	0.51
30:BF:116:ASP:OD2	36:BP:5:ASP:N	2.44	0.51
36:BP:97:PRO:O	36:BP:98:GLU:CG	2.59	0.51
38:BR:63:ARG:NH1	38:BR:80:PHE:HD2	2.08	0.51
39:BS:26:LEU:HA	39:BS:39:ILE:HD13	1.93	0.51
39:BS:74:ALA:O	39:BS:75:GLU:C	2.49	0.51
39:BS:85:VAL:HG23	39:BS:86:ALA:N	2.25	0.51
43:BW:43:GLY:O	43:BW:44:ALA:C	2.48	0.51
45:BY:96:ILE:HD12	45:BY:99:CYS:HB2	1.92	0.51

Continued on next page...

Continued from previous page...

Atom-1	Atom-2	Interatomic distance (Å)	Clash overlap (Å)
46:BZ:30:ASN:O	46:BZ:31:ARG:HB3	2.11	0.51
1:CA:1111:C:N4	1:CA:1115:G:N7	2.59	0.51
1:CA:916:G:H2'	1:CA:917:C:C6	2.46	0.51
4:AD:20:TYR:HE1	6:CF:15:ASP:CB	2.14	0.51
12:CL:113:ARG:HH11	12:CL:113:ARG:HG2	1.76	0.51
14:CN:23:ARG:HD2	14:CN:28:GLY:O	2.11	0.51
14:CN:33:VAL:HG12	14:CN:39:LEU:O	2.11	0.51
15:CO:17:ARG:HG3	15:CO:17:ARG:NH1	2.21	0.51
19:CS:43:GLU:O	19:CS:45:VAL:N	2.40	0.51
23:CV:42:C:N3	23:CV:43:G:C8	2.79	0.51
25:DA:109:G:C5	25:DA:110:G:N7	2.78	0.51
25:DA:1338:G:N3	25:DA:1393:A:H2	2.08	0.51
25:DA:1324:G:H1'	25:DA:1616:A:H62	1.76	0.51
25:DA:363(C):G:H2'	25:DA:363(D):G:H8	1.76	0.51
25:DA:747:U:P	52:D5:3:LYS:HD3	2.51	0.51
28:DD:190:TYR:O	28:DD:191:ALA:HB2	2.11	0.51
28:DD:7:LYS:O	28:DD:9:TYR:HE1	1.94	0.51
29:DE:176:ILE:HD12	29:DE:176:ILE:N	2.25	0.51
31:DG:165:THR:OG1	31:DG:168:GLU:HB2	2.11	0.51
32:DH:85:LYS:HE2	32:DH:145:ALA:HA	1.92	0.51
34:DN:120:LEU:HD13	34:DN:122:VAL:HG23	1.89	0.51
34:DN:39:ARG:HG2	34:DN:39:ARG:NH1	2.22	0.51
40:DT:64:ARG:NH2	40:DT:103:ARG:HG2	2.26	0.51
1:AA:505:C:H41	12:AL:53:ARG:NH2	2.09	0.51
1:AA:967:C:C2	1:AA:1197:G:C2	2.99	0.51
3:AC:59:ARG:HG2	3:AC:64:VAL:HG12	1.93	0.51
4:AD:108:LEU:HB3	4:AD:110:PHE:HE1	1.70	0.51
6:AF:67:MET:CG	6:AF:68:PRO:HD2	2.40	0.51
8:AH:64:LYS:HG2	8:AH:79:VAL:HG21	1.93	0.51
10:AJ:48:THR:CA	10:AJ:62:HIS:HB3	2.40	0.51
14:AN:21:TYR:HD2	14:AN:22:THR:O	1.94	0.51
19:AS:10:PHE:CZ	19:AS:70:LYS:HE2	2.41	0.51
20:AT:57:ARG:HB2	20:AT:57:ARG:NH1	2.26	0.51
23:AV:32:G:H1	23:AV:40:C:N4	2.09	0.51
22:AW:50:U:C2	22:AW:65:G:N2	2.79	0.51
26:BB:12:C:O2'	47:B0:74:ARG:HB2	2.11	0.51
25:BA:1124:C:H1'	56:B9:36:GLN:OE1	2.10	0.51
25:BA:1171:G:H5'	25:BA:1173:G:OP2	2.11	0.51
25:BA:118:A:H5'	25:BA:119:A:H8	1.76	0.51
25:BA:1493:C:H2'	25:BA:1493:C:O2	2.11	0.51
25:BA:1609:A:C2	25:BA:1616:A:C4	2.99	0.51

Continued on next page...

Continued from previous page...

Atom-1	Atom-2	Interatomic distance (Å)	Clash overlap (Å)
25:BA:1641:A:H2'	25:BA:1642:G:O4'	2.10	0.51
25:BA:910:A:N1	25:BA:2277:G:H1'	2.26	0.51
25:BA:2330:G:N2	25:BA:2386:C:C2	2.79	0.51
25:BA:285:C:H5''	25:BA:286:C:OP2	2.11	0.51
25:BA:671:C:O2'	25:BA:672:C:H5'	2.11	0.51
25:BA:807:U:O2'	25:BA:808:G:H5'	2.10	0.51
25:BA:858:U:HO2'	25:BA:859:G:C4	1.68	0.51
28:BD:210:GLY:C	28:BD:212:SER:H	2.14	0.51
28:BD:33:LEU:HD12	28:BD:33:LEU:N	2.17	0.51
28:BD:65:ILE:HD13	28:BD:65:ILE:O	2.11	0.51
29:BE:161:GLY:O	29:BE:162:ALA:C	2.49	0.51
29:BE:11:MET:HB3	29:BE:24:THR:HA	1.93	0.51
30:BF:75:HIS:CE1	30:BF:82:ILE:HD11	2.46	0.51
33:BI:131:LYS:HG3	33:BI:132:PRO:CD	2.41	0.51
36:BP:144:GLU:N	36:BP:145:PRO:CD	2.72	0.51
38:BR:33:ARG:HG3	38:BR:115:GLU:CB	2.41	0.51
42:BV:49:THR:HB	42:BV:50:PRO:CD	2.40	0.51
44:BX:59:VAL:N	44:BX:76:ARG:O	2.40	0.51
1:CA:1230:C:H4'	9:CI:36:TYR:OH	2.11	0.51
1:CA:1258:C:HO2'	1:CA:1260:A:H8	1.57	0.51
1:CA:261:G:H5'	1:CA:263:C:H41	1.75	0.51
1:CA:319:G:H5''	20:CT:70:SER:CB	2.32	0.51
3:CC:124:ILE:HG12	3:CC:130:VAL:HG22	1.93	0.51
6:CF:39:LYS:HG2	6:CF:40:VAL:N	2.23	0.51
8:CH:67:PRO:O	8:CH:68:ARG:O	2.29	0.51
8:CH:85:ARG:HD3	8:CH:86:ILE:N	2.26	0.51
9:CI:18:PHE:O	9:CI:61:ALA:HA	2.10	0.51
11:CK:20:TYR:HB2	11:CK:31:THR:O	2.11	0.51
11:CK:80:VAL:HG13	11:CK:103:LEU:CD1	2.42	0.51
13:CM:48:LEU:HA	13:CM:52:GLU:OE1	2.11	0.51
20:CT:8:ARG:HH11	20:CT:8:ARG:HG3	1.76	0.51
22:CW:34:G:C2'	22:CW:35:A:O5'	2.59	0.51
22:CY:33:U:H5''	22:CY:34:G:OP2	2.11	0.51
50:D3:31:LEU:C	50:D3:33:GLN:H	2.14	0.51
55:D8:32:LEU:HB3	55:D8:36:LYS:NZ	2.25	0.51
56:D9:9:ARG:HA	56:D9:14:CYS:SG	2.50	0.51
25:DA:1151:G:H4'	41:DU:81:HIS:CD2	2.46	0.51
25:DA:1300:U:O2'	25:DA:1301:A:P	2.69	0.51
25:DA:1594:G:H5'	25:DA:1594:G:C8	2.46	0.51
25:DA:2236:C:C2'	25:DA:2237:G:H5'	2.41	0.51
25:DA:65:C:O2'	25:DA:66:C:H5'	2.11	0.51

Continued on next page...

Continued from previous page...

Atom-1	Atom-2	Interatomic distance (Å)	Clash overlap (Å)
25:DA:71:A:C4'	25:DA:72:U:OP2	2.59	0.51
25:DA:926:A:H2'	25:DA:927:G:H8	1.75	0.51
25:DA:942:G:H5'	36:DP:35:HIS:HA	1.93	0.51
26:DB:15:A:H5'	26:DB:16:G:H8	1.76	0.51
26:DB:83:G:H2'	26:DB:84:C:O5'	2.10	0.51
25:DA:2127:G:OP1	27:DC:36:LYS:HE2	2.11	0.51
28:DD:9:TYR:HD1	28:DD:9:TYR:N	1.86	0.51
29:DE:101:ARG:HB2	29:DE:201:THR:CG2	2.41	0.51
29:DE:47:VAL:HG12	29:DE:49:LEU:HD12	1.93	0.51
30:DF:202:PHE:CE1	30:DF:206:ILE:HD13	2.46	0.51
30:DF:3:GLU:HA	30:DF:24:LEU:HB3	1.93	0.51
33:DI:23:PRO:HB3	33:DI:27:ARG:NH1	2.26	0.51
34:DN:53:VAL:HG11	34:DN:130:HIS:HE1	1.76	0.51
35:DO:13:ASN:HD21	35:DO:96:THR:HG23	1.75	0.51
36:DP:38:GLN:CG	36:DP:39:LYS:H	2.04	0.51
36:DP:97:PRO:O	36:DP:98:GLU:CG	2.59	0.51
37:DQ:70:PRO:HA	37:DQ:94:VAL:C	2.32	0.51
46:DZ:56:VAL:CG1	46:DZ:57:ILE:N	2.73	0.51
1:AA:1307:C:H2'	1:AA:1308:C:C6	2.44	0.50
1:AA:309:C:O2'	1:AA:310:A:H5'	2.11	0.50
1:AA:391:G:O2'	1:AA:393:C:OP1	2.25	0.50
1:AA:85:U:H5''	1:AA:86:C:H5'	1.93	0.50
2:AB:213:LEU:HD23	2:AB:213:LEU:O	2.11	0.50
3:AC:14:ILE:O	3:AC:15:THR:C	2.49	0.50
3:AC:22:TRP:CH2	3:AC:32:LEU:HB3	2.46	0.50
4:AD:57:ARG:HG2	4:AD:202:LEU:HD22	1.93	0.50
6:AF:87:ARG:C	6:AF:88:VAL:HG23	2.30	0.50
10:AJ:32:ALA:H	10:AJ:76:ASN:HD22	1.57	0.50
18:AR:36:ASN:HD22	18:AR:39:VAL:HG21	1.75	0.50
20:AT:13:LEU:HD12	20:AT:13:LEU:O	2.11	0.50
47:B0:6:GLY:O	47:B0:7:LEU:HD23	2.12	0.50
25:BA:1335:U:H2'	25:BA:1336:A:H8	1.76	0.50
25:BA:1484:G:H3'	25:BA:1485:G:C5'	2.38	0.50
25:BA:1503:U:H2'	25:BA:1504:C:C6	2.46	0.50
25:BA:1688:U:H1'	25:BA:1701:A:C6	2.45	0.50
25:BA:2236:C:C2'	25:BA:2237:G:H5'	2.41	0.50
25:BA:2443:C:O2'	25:BA:2444:G:H5'	2.11	0.50
25:BA:2755:C:O2'	25:BA:2756:U:H2'	2.12	0.50
25:BA:2869:G:H2'	25:BA:2870:C:O4'	2.11	0.50
28:BD:30:GLU:CD	28:BD:63:ARG:HH21	2.14	0.50
29:BE:72:VAL:O	29:BE:73:GLU:O	2.28	0.50

Continued on next page...

Continued from previous page...

Atom-1	Atom-2	Interatomic distance (Å)	Clash overlap (Å)
33:BI:92:VAL:HG11	33:BI:120:ILE:CG1	2.40	0.50
33:BI:18:VAL:HG12	33:BI:18:VAL:O	2.11	0.50
33:BI:82:ARG:O	33:BI:89:TYR:HD1	1.94	0.50
34:BN:104:LYS:HB2	34:BN:117:PHE:CE1	2.45	0.50
34:BN:53:VAL:HG11	34:BN:130:HIS:HE1	1.76	0.50
36:BP:108:LYS:C	36:BP:110:TYR:H	2.12	0.50
36:BP:84:ASN:C	36:BP:86:LYS:N	2.64	0.50
37:BQ:33:GLY:HA2	37:BQ:105:GLU:HA	1.92	0.50
37:BQ:65:PHE:HB2	37:BQ:105:GLU:CG	2.38	0.50
25:BA:2710:C:OP1	38:BR:15:SER:HB2	2.11	0.50
39:BS:24:LEU:CB	39:BS:85:VAL:HG12	2.37	0.50
41:BU:90:VAL:HG22	42:BV:39:LEU:HG	1.91	0.50
46:BZ:135:GLU:HG2	46:BZ:136:PHE:HD2	1.75	0.50
1:CA:347:C:C2	1:CA:351:A:N6	2.79	0.50
1:CA:74:C:H42	1:CA:88:G:H1	1.59	0.50
11:CK:99:GLN:NE2	11:CK:105:VAL:HG21	2.26	0.50
15:CO:87:ILE:HG22	15:CO:88:ARG:N	2.16	0.50
23:CV:17:C:OP1	23:CV:62:C:H5'	2.12	0.50
22:CW:58:A:C2	22:CW:61:C:C2	2.98	0.50
25:DA:1042:G:H1	25:DA:1112:G:H22	1.58	0.50
25:DA:2320:A:C5	25:DA:2333:A:C6	2.99	0.50
25:DA:2376:A:N6	39:DS:92:TYR:CE2	2.78	0.50
25:DA:291:C:N4	25:DA:349:G:H1	2.10	0.50
25:DA:359:A:O2'	25:DA:360:G:H5'	2.10	0.50
25:DA:365:C:C6	25:DA:365:C:H5'	2.32	0.50
25:DA:402:A:H2'	25:DA:403:U:H5'	1.94	0.50
25:DA:807:U:O2'	25:DA:808:G:H5'	2.10	0.50
25:DA:952:G:O6	25:DA:953:A:N6	2.42	0.50
26:DB:83:G:H5''	50:D3:52:HIS:NE2	2.26	0.50
28:DD:112:GLN:N	28:DD:115:GLN:NE2	2.60	0.50
29:DE:57:LYS:C	29:DE:59:VAL:H	2.13	0.50
34:DN:58:ASP:OD1	34:DN:124:ALA:HB1	2.11	0.50
38:DR:33:ARG:HG3	38:DR:115:GLU:CB	2.41	0.50
39:DS:74:ALA:O	39:DS:75:GLU:C	2.49	0.50
40:DT:6:LEU:HA	40:DT:9:LEU:HD12	1.93	0.50
42:DV:89:GLN:OE1	42:DV:90:PRO:HD2	2.11	0.50
43:DW:43:GLY:O	43:DW:44:ALA:C	2.49	0.50
44:DX:71:GLY:C	44:DX:72:LYS:HD2	2.31	0.50
45:DY:28:LYS:O	45:DY:29:GLU:C	2.50	0.50
45:DY:38:ILE:O	45:DY:39:VAL:HB	2.11	0.50
1:AA:292:G:N2	1:AA:295:A:OP2	2.45	0.50

Continued on next page...

Continued from previous page...

Atom-1	Atom-2	Interatomic distance (Å)	Clash overlap (Å)
1:AA:631:A:H2'	1:AA:632:G:C8	2.46	0.50
1:AA:674:G:H1'	1:AA:679:A:N6	2.26	0.50
1:AA:784:U:H2'	1:AA:785:A:H8	1.76	0.50
1:AA:83:A:OP1	1:AA:85:U:O2'	2.23	0.50
2:AB:57:PHE:HD2	2:AB:185:ILE:HD11	1.72	0.50
3:AC:127:ARG:HH11	3:AC:127:ARG:HG2	1.76	0.50
3:AC:150:LYS:HG3	3:AC:169:ALA:HB2	1.93	0.50
8:AH:40:ALA:C	8:AH:42:GLU:H	2.15	0.50
15:AO:64:ARG:NH2	25:BA:715:G:OP2	2.44	0.50
16:AP:76:GLN:HG2	16:AP:76:GLN:O	2.10	0.50
23:AV:9:G:N3	23:AV:46:G:H2'	2.26	0.50
24:AX:17:U:O2'	24:AX:18:G:H5'	2.11	0.50
50:B3:29:ARG:HB2	50:B3:33:GLN:NE2	2.27	0.50
25:BA:1502:C:O2	25:BA:1502:C:H2'	2.12	0.50
25:BA:2075:U:C5	25:BA:2238:G:C4	2.99	0.50
25:BA:2735:G:H2'	25:BA:2736:G:H8	1.75	0.50
25:BA:352:G:O2'	25:BA:353:G:O5'	2.29	0.50
27:BC:74:VAL:HG23	27:BC:91:ALA:HB2	1.93	0.50
28:BD:106:ILE:O	28:BD:106:ILE:HG23	2.11	0.50
28:BD:2:ALA:O	28:BD:3:VAL:HB	2.10	0.50
25:BA:1813:G:H1'	28:BD:50:THR:OG1	2.11	0.50
29:BE:100:GLU:O	29:BE:172:VAL:HG23	2.12	0.50
29:BE:119:ARG:HD2	29:BE:120:TRP:CD1	2.46	0.50
25:BA:2810:A:H2'	29:BE:61:ARG:NH2	2.26	0.50
29:BE:78:LEU:C	29:BE:79:ARG:HD2	2.31	0.50
30:BF:38:ARG:HH11	30:BF:38:ARG:HG3	1.75	0.50
31:BG:137:GLU:HG2	31:BG:152:LEU:HD11	1.94	0.50
31:BG:39:ILE:HG23	31:BG:92:VAL:CG1	2.40	0.50
36:BP:105:LEU:O	36:BP:106:LEU:HB3	2.11	0.50
37:BQ:52:VAL:O	37:BQ:56:ARG:HB2	2.10	0.50
39:BS:61:ASN:O	39:BS:62:LYS:HG2	2.10	0.50
39:BS:93:LYS:CG	39:BS:93:LYS:O	2.60	0.50
40:BT:90:GLN:HA	40:BT:92:GLY:H	1.76	0.50
44:BX:64:LYS:HD3	44:BX:73:ARG:CZ	2.40	0.50
45:BY:38:ILE:O	45:BY:39:VAL:HB	2.10	0.50
46:BZ:144:LEU:HA	46:BZ:148:ASP:HB3	1.94	0.50
1:CA:299:U:H2'	1:CA:300:G:C8	2.46	0.50
1:CA:47:C:H6	1:CA:360:U:H2'	1.77	0.50
1:CA:70:G:H1	1:CA:92:U:H3	1.58	0.50
1:CA:897:U:H2'	1:CA:898:U:O4'	2.11	0.50
2:CB:28:PHE:CD1	2:CB:28:PHE:O	2.65	0.50

Continued on next page...

Continued from previous page...

Atom-1	Atom-2	Interatomic distance (Å)	Clash overlap (Å)
2:CB:40:HIS:CB	2:CB:190:THR:HG21	2.41	0.50
2:CB:82:ARG:O	2:CB:86:GLU:HG3	2.12	0.50
2:CB:96:ARG:NH1	2:CB:148:TYR:HE1	2.09	0.50
4:CD:128:VAL:O	4:CD:129:ASN:C	2.48	0.50
9:CI:3:GLN:CG	9:CI:20:ARG:HH12	2.24	0.50
7:CG:16:LEU:HD11	9:CI:42:ARG:HG3	1.93	0.50
11:CK:13:GLN:HB3	11:CK:75:TYR:O	2.11	0.50
12:CL:119:LYS:C	12:CL:120:TYR:HD1	2.14	0.50
16:CP:53:VAL:HG12	16:CP:79:VAL:HG22	1.92	0.50
20:CT:50:GLU:CA	20:CT:100:ILE:HG21	2.35	0.50
1:CA:317:C:O2'	20:CT:23:ARG:HB2	2.10	0.50
23:CV:59:A:C5	23:CV:62:C:C5	3.00	0.50
48:D1:58:ILE:HD12	48:D1:91:LYS:HA	1.93	0.50
53:D6:24:GLU:O	53:D6:25:LYS:HB2	2.11	0.50
25:DA:1049:C:N4	25:DA:1111:A:C2	2.79	0.50
25:DA:1503:U:H2'	25:DA:1504:C:C6	2.47	0.50
25:DA:2040:C:H2'	25:DA:2041:U:C6	2.46	0.50
25:DA:2124:G:C5'	27:DC:177:LYS:HA	2.41	0.50
25:DA:2336:A:H61	47:D0:43:THR:HG21	1.76	0.50
22:CW:76:A:C2	25:DA:2421:G:C5	2.99	0.50
25:DA:2712:U:OP1	25:DA:2714:G:H4'	2.11	0.50
25:DA:271(Y):U:O2'	25:DA:271(Z):C:C6	2.64	0.50
25:DA:2846:G:OP2	40:DT:54:ARG:HB2	2.11	0.50
25:DA:596:G:H2'	25:DA:597:U:O4'	2.12	0.50
25:DA:955:C:H5'	25:DA:956:G:OP2	2.11	0.50
25:DA:987:G:H2'	25:DA:988:A:O4'	2.11	0.50
28:DD:181:GLU:CA	28:DD:272:ALA:HB3	2.33	0.50
28:DD:30:GLU:CD	28:DD:63:ARG:HH21	2.14	0.50
30:DF:127:GLU:HB2	30:DF:196:LEU:HD21	1.91	0.50
31:DG:137:GLU:HG2	31:DG:152:LEU:HD11	1.94	0.50
31:DG:76:SER:HB3	31:DG:84:LYS:H	1.76	0.50
33:DI:120:ILE:HG22	33:DI:122:GLU:H	1.76	0.50
33:DI:88:ILE:CD1	33:DI:123:LEU:H	2.22	0.50
37:DQ:111:GLU:OE2	37:DQ:133:ARG:NH2	2.44	0.50
41:DU:25:TRP:CG	41:DU:26:GLY:N	2.75	0.50
41:DU:104:GLN:CB	42:DV:44:LYS:NZ	2.75	0.50
45:DY:28:LYS:C	45:DY:38:ILE:HB	2.32	0.50
1:AA:1047:U:H1'	1:AA:1048:C:OP2	2.11	0.50
1:AA:1141:U:OP1	2:AB:133:LYS:NZ	2.44	0.50
1:AA:261:G:O2'	1:AA:262:C:OP2	2.29	0.50
1:AA:660:U:O2	1:AA:760:A:O2'	2.29	0.50

Continued on next page...

Continued from previous page...

Atom-1	Atom-2	Interatomic distance (Å)	Clash overlap (Å)
2:AB:207:ALA:HB1	2:AB:209:ARG:HG2	1.92	0.50
3:AC:17:ASP:OD2	3:AC:18:TRP:N	2.44	0.50
4:AD:17:VAL:HG12	4:AD:18:LYS:N	2.27	0.50
5:AE:11:ILE:HG21	5:AE:105:VAL:HG22	1.94	0.50
5:AE:34:VAL:O	5:AE:41:VAL:HA	2.12	0.50
12:AL:76:ASN:OD1	12:AL:108:ALA:HB3	2.11	0.50
12:AL:18:VAL:O	12:AL:19:ARG:HB3	2.11	0.50
13:AM:91:ARG:NH1	13:AM:96:LEU:HD13	2.26	0.50
50:B3:31:LEU:C	50:B3:33:GLN:H	2.14	0.50
52:B5:46:CYS:HB3	52:B5:49:CYS:HB2	1.92	0.50
25:BA:1327:C:H2'	25:BA:1328:G:O4'	2.12	0.50
25:BA:1578:U:C2'	25:BA:1579:A:H5''	2.40	0.50
25:BA:1658:C:OP1	29:BE:132:HIS:O	2.29	0.50
25:BA:185:U:H4'	25:BA:218:A:H4'	1.94	0.50
25:BA:271(Y):U:O2'	25:BA:271(Z):C:O5'	2.29	0.50
25:BA:816:C:H2'	25:BA:817:C:H6	1.76	0.50
28:BD:190:TYR:O	28:BD:191:ALA:HB2	2.10	0.50
29:BE:30:PRO:HA	29:BE:92:THR:HG22	1.93	0.50
29:BE:47:VAL:HG12	29:BE:49:LEU:HD12	1.93	0.50
29:BE:2:LYS:HE2	29:BE:95:ILE:HG23	1.92	0.50
30:BF:32:LEU:C	30:BF:32:LEU:HD23	2.32	0.50
31:BG:32:PRO:HB2	31:BG:172:LEU:HD13	1.92	0.50
31:BG:83:ARG:O	31:BG:84:LYS:HB2	2.10	0.50
33:BI:5:LEU:O	33:BI:6:LEU:HD23	2.11	0.50
39:BS:18:ILE:O	39:BS:18:ILE:HG23	2.11	0.50
41:BU:66:ASN:O	41:BU:70:ARG:HB2	2.12	0.50
42:BV:27:ALA:O	42:BV:28:GLU:O	2.29	0.50
42:BV:2:PHE:CE2	42:BV:4:ILE:HG13	2.45	0.50
41:BU:104:GLN:CB	42:BV:44:LYS:NZ	2.75	0.50
42:BV:89:GLN:OE1	42:BV:90:PRO:HD2	2.11	0.50
43:BW:75:TYR:N	43:BW:75:TYR:CD1	2.78	0.50
1:CA:964:G:H1	1:CA:1199:C:H42	1.60	0.50
1:CA:819:G:C6	1:CA:828:G:C6	2.99	0.50
2:CB:57:PHE:CE2	2:CB:185:ILE:HD11	2.47	0.50
2:CB:165:VAL:O	2:CB:187:LEU:O	2.29	0.50
3:CC:148:GLY:CA	3:CC:203:PHE:HB3	2.41	0.50
5:CE:14:ARG:CZ	5:CE:129:ILE:HD11	2.41	0.50
12:CL:18:VAL:O	12:CL:19:ARG:HB3	2.11	0.50
23:CV:65:G:C2	23:CV:66:C:C2	3.00	0.50
48:D1:94:LEU:O	48:D1:96:LYS:N	2.45	0.50
49:D2:46:GLN:O	49:D2:49:LYS:HB2	2.12	0.50

Continued on next page...

Continued from previous page...

Atom-1	Atom-2	Interatomic distance (Å)	Clash overlap (Å)
50:D3:29:ARG:HB2	50:D3:33:GLN:HE22	1.77	0.50
53:D6:32:ASN:HD22	53:D6:33:LYS:HE3	1.75	0.50
25:DA:1311:G:C6	54:D7:47:ARG:NH2	2.80	0.50
25:DA:1493:C:O2	25:DA:1493:C:H2'	2.11	0.50
25:DA:758:C:O2'	25:DA:1981:A:N3	2.33	0.50
25:DA:2097:C:H2'	25:DA:2098:U:O4'	2.11	0.50
25:DA:2443:C:O2'	25:DA:2444:G:H5'	2.11	0.50
25:DA:2755:C:O2'	25:DA:2756:U:H2'	2.12	0.50
25:DA:6:A:O2'	34:DN:130:HIS:CB	2.58	0.50
25:DA:760:G:H2'	25:DA:761:A:H5'	1.93	0.50
29:DE:100:GLU:O	29:DE:172:VAL:HG23	2.12	0.50
32:DH:35:VAL:HG21	32:DH:75:ALA:HB2	1.94	0.50
33:DI:129:THR:O	33:DI:130:TYR:HB2	2.11	0.50
36:DP:5:ASP:OD2	36:DP:6:LEU:HD23	2.12	0.50
36:DP:7:ARG:HA	36:DP:7:ARG:HE	1.76	0.50
25:DA:956:G:OP2	37:DQ:14:ARG:NH2	2.44	0.50
38:DR:28:LEU:HA	38:DR:34:ILE:HG13	1.93	0.50
38:DR:28:LEU:HD13	38:DR:28:LEU:O	2.11	0.50
38:DR:77:ARG:C	38:DR:79:LEU:N	2.64	0.50
39:DS:26:LEU:HA	39:DS:39:ILE:HD13	1.93	0.50
42:DV:18:LEU:N	42:DV:18:LEU:HD12	2.27	0.50
46:DZ:103:ARG:HB2	46:DZ:136:PHE:CD1	2.46	0.50
46:DZ:30:ASN:O	46:DZ:31:ARG:HB3	2.11	0.50
1:AA:1136:G:H2'	1:AA:1137:G:C8	2.47	0.50
1:AA:502:C:H2'	1:AA:503:A:O4'	2.12	0.50
3:AC:148:GLY:CA	3:AC:203:PHE:HB3	2.41	0.50
4:AD:8:VAL:O	4:AD:10:ARG:N	2.31	0.50
13:AM:125:ARG:HG3	22:AY:38:A:HO2'	1.71	0.50
3:AC:34:LEU:HD12	14:AN:25:VAL:HG13	1.93	0.50
18:AR:61:LYS:O	18:AR:65:ILE:HG13	2.11	0.50
20:AT:84:LEU:HD13	20:AT:84:LEU:C	2.31	0.50
49:B2:17:SER:HB3	49:B2:20:GLU:HB3	1.93	0.50
25:BA:1385:G:OP1	25:BA:1385:G:H4'	2.10	0.50
25:BA:1528(A):A:N6	25:BA:1541:G:O2'	2.39	0.50
25:BA:1952:A:C2	35:BO:22:ILE:HG23	2.46	0.50
25:BA:2329:G:C2'	25:BA:2330:G:H5'	2.41	0.50
25:BA:271(W):G:O6	25:BA:271(X):G:N1	2.45	0.50
25:BA:2838:G:H2'	25:BA:2839:G:C8	2.47	0.50
25:BA:2885:C:C2	25:BA:2886:G:H1'	2.45	0.50
25:BA:471:A:H2'	25:BA:472:A:C5'	2.42	0.50
25:BA:596:G:H2'	25:BA:597:U:O4'	2.12	0.50

Continued on next page...

Continued from previous page...

Atom-1	Atom-2	Interatomic distance (Å)	Clash overlap (Å)
25:BA:869:G:H2'	25:BA:870:A:C8	2.45	0.50
29:BE:132:HIS:O	29:BE:135:HIS:CD2	2.64	0.50
29:BE:59:VAL:HG13	29:BE:60:ASN:N	2.27	0.50
25:BA:2635:C:H5''	29:BE:78:LEU:O	2.10	0.50
30:BF:167:ALA:O	30:BF:168:ARG:C	2.49	0.50
30:BF:20:LEU:HD22	30:BF:203:GLN:OE1	2.12	0.50
31:BG:33:ARG:HB2	31:BG:162:THR:HG21	1.94	0.50
37:BQ:12:GLN:NE2	37:BQ:72:LYS:HG3	2.27	0.50
39:BS:34:HIS:NE2	39:BS:54:LEU:HB2	2.25	0.50
35:BO:107:ARG:HE	40:BT:35:LYS:HZ2	1.57	0.50
45:BY:55:TYR:CB	45:BY:56:PRO:HD2	2.17	0.50
46:BZ:103:ARG:HB2	46:BZ:136:PHE:CD1	2.46	0.50
46:BZ:8:TYR:N	46:BZ:8:TYR:CD1	2.80	0.50
1:CA:227:G:H2'	1:CA:228:C:H6	1.76	0.50
1:CA:581:U:H2'	1:CA:582:C:H6	1.77	0.50
1:CA:564:G:N1	1:CA:742:A:OP2	2.41	0.50
1:CA:76:G:O2'	1:CA:77:G:N2	2.44	0.50
1:CA:1056:G:O4'	2:CB:104:ASN:ND2	2.44	0.50
4:CD:9:CYS:SG	4:CD:22:LYS:CD	2.99	0.50
5:CE:63:ARG:C	5:CE:65:ASN:H	2.14	0.50
6:CF:75:LEU:C	6:CF:75:LEU:HD23	2.32	0.50
10:CJ:57:LYS:HE3	10:CJ:60:ARG:NH2	2.26	0.50
13:CM:66:LEU:O	13:CM:70:LEU:N	2.23	0.50
14:CN:12:ARG:HB3	14:CN:14:PRO:HG2	1.92	0.50
3:CC:34:LEU:HD12	14:CN:25:VAL:HG13	1.94	0.50
21:CU:2:GLY:O	21:CU:4:GLY:N	2.43	0.50
23:CV:53:G:O2'	23:CV:54:G:OP1	2.29	0.50
22:CW:2:C:C4	22:CW:3:C:C5	3.00	0.50
47:D0:24:LYS:O	47:D0:25:ARG:HD3	2.10	0.50
25:DA:1171:G:H5'	25:DA:1173:G:OP2	2.11	0.50
25:DA:1479:G:H5'	25:DA:1558:A:C2	2.47	0.50
25:DA:1609:A:C2	25:DA:1616:A:C4	2.99	0.50
25:DA:1882:C:H2'	25:DA:1882:C:O2	2.10	0.50
25:DA:2282:G:O2'	25:DA:2283:C:OP2	2.28	0.50
25:DA:327:G:H2'	25:DA:328:U:H6	1.77	0.50
25:DA:352:G:O2'	25:DA:353:G:O5'	2.29	0.50
25:DA:90:U:H1'	25:DA:92:A:C8	2.45	0.50
31:DG:88:ILE:CD1	31:DG:89:GLY:N	2.68	0.50
32:DH:17:VAL:O	32:DH:45:VAL:HG23	2.09	0.50
33:DI:5:LEU:O	33:DI:6:LEU:HD23	2.12	0.50
39:DS:73:LEU:O	39:DS:73:LEU:HD23	2.12	0.50

Continued on next page...

Continued from previous page...

Atom-1	Atom-2	Interatomic distance (Å)	Clash overlap (Å)
25:DA:2875:C:H4'	40:DT:5:ALA:HB2	1.93	0.50
1:AA:1088:G:C4	1:AA:1089:C:C5	2.99	0.50
1:AA:1140:C:O2'	1:AA:1142:G:OP1	2.22	0.50
1:AA:259:U:C3'	1:AA:260:G:H5'	2.41	0.50
1:AA:338:U:H5''	1:AA:339:A:C8	2.46	0.50
1:AA:408:G:O2'	1:AA:423:G:N2	2.44	0.50
2:AB:134:GLU:HA	2:AB:137:ARG:CB	2.42	0.50
2:AB:31:TYR:N	2:AB:31:TYR:CD2	2.80	0.50
3:AC:127:ARG:HD2	3:AC:127:ARG:N	2.27	0.50
6:AF:42:GLU:C	6:AF:44:GLY:H	2.14	0.50
11:AK:20:TYR:O	11:AK:30:VAL:HA	2.11	0.50
17:AQ:92:ARG:HA	17:AQ:95:TYR:CE2	2.47	0.50
23:AV:14:A:H1'	23:AV:23:G:H22	1.74	0.50
22:AW:16:U:H3'	22:AW:16:U:H6	1.77	0.50
22:AW:16:U:C5	22:AW:18:G:H3'	2.45	0.50
53:B6:20:ASN:ND2	53:B6:21:TYR:N	2.59	0.50
25:BA:1049:C:O2	25:BA:1049:C:H2'	2.11	0.50
25:BA:109:G:N3	25:BA:110:G:C8	2.79	0.50
25:BA:1300:U:O2'	25:BA:1301:A:P	2.69	0.50
25:BA:2419:U:O4	55:B8:30:ARG:NH1	2.45	0.50
25:BA:2461:C:H2'	25:BA:2462:U:C6	2.46	0.50
25:BA:2712:U:OP1	25:BA:2714:G:H4'	2.11	0.50
25:BA:2734:A:H5'	25:BA:2735:G:OP2	2.12	0.50
25:BA:2887:U:H2'	25:BA:2888:C:C6	2.47	0.50
25:BA:291:C:N4	25:BA:349:G:H1	2.10	0.50
13:AM:94:ARG:HH21	25:BA:887:A:C2'	1.92	0.50
25:BA:908:C:OP1	37:BQ:22:LYS:HB2	2.12	0.50
25:BA:926:A:H2'	25:BA:927:G:H8	1.75	0.50
25:BA:955:C:H5'	25:BA:956:G:OP2	2.11	0.50
29:BE:118:LYS:H	29:BE:121:ASN:H	1.58	0.50
29:BE:134:ILE:O	29:BE:134:ILE:CG1	2.59	0.50
29:BE:178:GLU:HG3	29:BE:179:GLU:OE1	2.12	0.50
29:BE:3:GLY:O	29:BE:4:ILE:CB	2.58	0.50
37:BQ:4:PRO:O	37:BQ:6:ARG:N	2.40	0.50
40:BT:83:ILE:HG13	40:BT:84:GLN:N	2.25	0.50
43:BW:111:HIS:CD2	43:BW:112:GLY:H	2.28	0.50
43:BW:68:ARG:HD2	43:BW:110:LYS:HB3	1.92	0.50
46:BZ:4:ARG:HE	46:BZ:60:GLU:CG	2.23	0.50
1:CA:1003:U:O2'	1:CA:1004:G:N7	2.43	0.50
1:CA:1005:C:H1'	1:CA:1017:A:H2	1.77	0.50
1:CA:1281:G:O2'	1:CA:1282:U:O5'	2.30	0.50

Continued on next page...

Continued from previous page...

Atom-1	Atom-2	Interatomic distance (Å)	Clash overlap (Å)
1:CA:773:A:N6	1:CA:774:G:C6	2.80	0.50
1:CA:551:G:N2	1:CA:860:C:C2	2.79	0.50
4:CD:149:ALA:O	4:CD:153:ARG:HG3	2.11	0.50
10:CJ:24:VAL:HG21	10:CJ:37:PRO:HG3	1.92	0.50
13:CM:76:ALA:HA	13:CM:79:LYS:HD2	1.93	0.50
16:CP:53:VAL:CG1	16:CP:79:VAL:HG22	2.41	0.50
19:CS:60:VAL:HG22	19:CS:61:TYR:O	2.12	0.50
20:CT:100:ILE:CD1	20:CT:100:ILE:N	2.66	0.50
25:DA:1024:G:C3'	25:DA:1025:G:H5''	2.36	0.50
25:DA:1202:C:C2'	25:DA:1203:G:H5'	2.41	0.50
25:DA:1453:U:H4'	25:DA:1455:G:OP1	2.11	0.50
25:DA:1502:C:H2'	25:DA:1502:C:O2	2.12	0.50
25:DA:1719:G:C2'	25:DA:1720:U:H5'	2.41	0.50
25:DA:2186:G:O6	25:DA:2187:G:O6	2.30	0.50
25:DA:2700:C:O2'	25:DA:2701:C:H5'	2.10	0.50
25:DA:307:G:C3'	25:DA:307:G:C8	2.93	0.50
25:DA:952:G:N1	25:DA:953:A:C5	2.80	0.50
25:DA:2124:G:O2'	27:DC:40:THR:O	2.27	0.50
28:DD:130:ALA:C	28:DD:131:LEU:HD12	2.32	0.50
28:DD:172:TYR:CD1	28:DD:186:HIS:CA	2.93	0.50
30:DF:75:HIS:CE1	30:DF:82:ILE:HD11	2.46	0.50
31:DG:31:VAL:CG2	31:DG:32:PRO:HD2	2.39	0.50
33:DI:136:VAL:HG22	33:DI:136:VAL:O	2.11	0.50
34:DN:15:LEU:HB3	34:DN:136:GLU:HA	1.93	0.50
34:DN:26:LEU:HG	34:DN:30:ILE:HD11	1.93	0.50
35:DO:39:ILE:HG12	35:DO:60:ALA:O	2.12	0.50
36:DP:21:ARG:CD	36:DP:29:LYS:HE3	2.35	0.50
36:DP:23:PRO:C	36:DP:33:ARG:NH1	2.65	0.50
40:DT:29:ARG:CZ	40:DT:30:VAL:H	2.25	0.50
40:DT:55:ASN:O	40:DT:57:PHE:O	2.30	0.50
46:DZ:136:PHE:CD1	46:DZ:137:ILE:N	2.80	0.50
46:DZ:101:PRO:HB2	46:DZ:136:PHE:HB3	1.93	0.50
1:AA:1056:G:O4'	2:AB:104:ASN:ND2	2.44	0.50
1:AA:1115:G:C2	1:AA:1124:G:C2	3.00	0.50
1:AA:145:A:H2'	1:AA:146:A:O4'	2.12	0.50
2:AB:204:ASN:HB3	2:AB:210:SER:OG	2.10	0.50
3:AC:113:ALA:HB3	3:AC:114:PRO:CD	2.39	0.50
5:AE:76:ILE:CG1	5:AE:77:PRO:HD2	2.41	0.50
6:AF:75:LEU:HD23	6:AF:75:LEU:C	2.32	0.50
12:AL:119:LYS:C	12:AL:120:TYR:HD1	2.15	0.50
15:AO:39:LEU:HD13	15:AO:56:LEU:HB2	1.93	0.50

Continued on next page...

Continued from previous page...

Atom-1	Atom-2	Interatomic distance (Å)	Clash overlap (Å)
47:B0:11:ARG:HB2	47:B0:11:ARG:NH1	2.26	0.50
54:B7:41:ARG:HB2	54:B7:41:ARG:HH11	1.76	0.50
54:B7:47:ARG:O	54:B7:47:ARG:HD2	2.12	0.50
25:BA:154(A):C:O4'	25:BA:154(A):C:O2	2.26	0.50
25:BA:15:G:H5''	25:BA:15:G:H8	1.77	0.50
25:BA:1882:C:O2	25:BA:1882:C:H2'	2.10	0.50
25:BA:2298:A:H61	25:BA:2318:G:C2'	2.24	0.50
25:BA:2704:C:H2'	25:BA:2705:A:O4'	2.12	0.50
25:BA:2886:G:H2'	25:BA:2887:U:H6	1.77	0.50
25:BA:614(A):U:H4'	25:BA:614(B):G:H5''	1.93	0.50
25:BA:758:C:C2'	25:BA:759:G:H5'	2.41	0.50
26:BB:15:A:H5'	26:BB:16:G:H8	1.76	0.50
29:BE:70:ALA:O	29:BE:71:GLY:C	2.50	0.50
29:BE:9:VAL:HG13	29:BE:25:VAL:O	2.12	0.50
26:BB:41:U:C4	31:BG:69:ALA:HB1	2.46	0.50
32:BH:16:SER:HB2	32:BH:27:LYS:HB2	1.92	0.50
32:BH:89:ILE:C	32:BH:89:ILE:HD12	2.32	0.50
33:BI:120:ILE:HG22	33:BI:122:GLU:H	1.76	0.50
34:BN:58:ASP:OD1	34:BN:124:ALA:HB1	2.11	0.50
37:BQ:111:GLU:O	37:BQ:115:MET:HG2	2.11	0.50
37:BQ:111:GLU:OE2	37:BQ:133:ARG:NH2	2.44	0.50
39:BS:17:ARG:HH21	39:BS:90:GLY:N	2.10	0.50
39:BS:90:GLY:C	39:BS:92:TYR:H	2.14	0.50
25:BA:1227:G:OP1	41:BU:13:LYS:HG2	2.12	0.50
42:BV:5:VAL:CG2	42:BV:6:LYS:N	2.74	0.50
45:BY:28:LYS:C	45:BY:38:ILE:HB	2.32	0.50
1:CA:1280:A:O3'	1:CA:1281:G:H4'	2.12	0.50
1:CA:434:A:C5	1:CA:435:A:H1'	2.47	0.50
1:CA:795:C:OP1	1:CA:880:G:H1'	2.12	0.50
2:CB:128:GLU:O	2:CB:129:GLU:HG2	2.12	0.50
3:CC:70:VAL:O	3:CC:106:VAL:HG23	2.11	0.50
6:CF:10:LEU:HA	6:CF:84:ASN:O	2.10	0.50
7:CG:78:ARG:HD2	7:CG:79:ARG:N	2.23	0.50
9:CI:116:LYS:O	9:CI:121:ARG:O	2.30	0.50
12:CL:43:VAL:CG2	12:CL:93:LEU:HD22	2.41	0.50
17:CQ:45:HIS:HB2	17:CQ:69:LYS:HE2	1.94	0.50
47:D0:72:ARG:NE	47:D0:75:LEU:HD13	2.26	0.50
53:D6:37:ARG:HG3	53:D6:37:ARG:NH1	2.26	0.50
25:DA:1049:C:N4	25:DA:1110:G:H21	2.10	0.50
25:DA:109:G:N3	25:DA:110:G:C8	2.79	0.50
25:DA:118:A:H5'	25:DA:119:A:H8	1.76	0.50

Continued on next page...

Continued from previous page...

Atom-1	Atom-2	Interatomic distance (Å)	Clash overlap (Å)
25:DA:1190:G:OP1	36:DP:35:HIS:O	2.29	0.50
25:DA:1503:U:O2'	25:DA:1504:C:H5'	2.10	0.50
25:DA:2262:U:H2'	25:DA:2263:C:C5'	2.42	0.50
25:DA:910:A:H2	25:DA:2264:C:O2	1.95	0.50
25:DA:271(Q):G:O2'	25:DA:271(R):G:P	2.69	0.50
25:DA:2886:G:H2'	25:DA:2887:U:H6	1.77	0.50
25:DA:733:G:C6	25:DA:761:A:N7	2.80	0.50
25:DA:971:C:H2'	25:DA:972:G:O4'	2.12	0.50
29:DE:11:MET:HB3	29:DE:24:THR:HA	1.92	0.50
29:DE:181:LEU:HD21	40:DT:7:ILE:CG2	2.42	0.50
25:DA:469:G:OP1	30:DF:59:TYR:HB3	2.11	0.50
31:DG:111:LEU:O	31:DG:114:ILE:HG13	2.12	0.50
31:DG:82:LEU:CD2	31:DG:87:PRO:HG3	2.41	0.50
31:DG:83:ARG:O	31:DG:84:LYS:HB2	2.10	0.50
32:DH:116:GLU:HG2	32:DH:117:PRO:CD	2.42	0.50
32:DH:140:LYS:O	32:DH:140:LYS:HG2	2.11	0.50
36:DP:105:LEU:CD2	36:DP:105:LEU:N	2.73	0.50
36:DP:9:ASN:O	36:DP:11:GLY:N	2.45	0.50
39:DS:18:ILE:O	39:DS:18:ILE:HG23	2.11	0.50
41:DU:66:ASN:O	41:DU:70:ARG:HB2	2.12	0.50
44:DX:27:THR:HG22	44:DX:80:ILE:CB	2.18	0.50
1:AA:1324:G:H1'	9:AI:121:ARG:HH12	1.75	0.50
1:AA:1481:G:H1'	1:AA:1482:G:OP2	2.10	0.50
1:AA:343:G:O2'	1:AA:344:A:OP1	2.30	0.50
2:AB:128:GLU:O	2:AB:129:GLU:HG2	2.12	0.50
2:AB:165:VAL:CG2	2:AB:166:ASP:H	2.22	0.50
3:AC:173:VAL:HG12	3:AC:175:LEU:CD1	2.42	0.50
4:AD:105:VAL:HG13	4:AD:110:PHE:HB2	1.94	0.50
4:AD:96:LEU:HG	4:AD:139:ARG:NH1	2.26	0.50
8:AH:86:ILE:O	8:AH:87:SER:C	2.50	0.50
11:AK:99:GLN:NE2	11:AK:105:VAL:HG11	2.26	0.50
11:AK:13:GLN:HB3	11:AK:75:TYR:O	2.12	0.50
12:AL:117:ARG:O	12:AL:119:LYS:O	2.29	0.50
17:AQ:74:LEU:HD13	17:AQ:74:LEU:C	2.32	0.50
23:AV:2:G:N1	23:AV:73:A:C2	2.80	0.50
23:AV:50:G:N1	23:AV:51:U:O2	2.45	0.50
22:AW:38:A:C2'	22:AW:39:U:H5'	2.36	0.50
22:AW:38:A:H3'	22:AW:39:U:H5'	1.93	0.50
25:BA:1049:C:N4	25:BA:1111:A:C2	2.80	0.50
25:BA:1301:A:HO2'	25:BA:1302:A:H2'	1.76	0.50
25:BA:1324:G:H1'	25:BA:1616:A:H62	1.76	0.50

Continued on next page...

Continued from previous page...

Atom-1	Atom-2	Interatomic distance (Å)	Clash overlap (Å)
25:BA:1952:A:N6	25:BA:1953:A:H61	2.09	0.50
25:BA:1980:G:O2'	25:BA:1982:C:OP2	2.30	0.50
25:BA:2516:G:O2'	25:BA:2517:C:H5''	2.11	0.50
25:BA:614(C):A:O2'	25:BA:615:G:O5'	2.30	0.50
25:BA:760:G:H2'	25:BA:761:A:H5'	1.93	0.50
26:BB:66:A:H61	26:BB:108:U:H2'	1.77	0.50
26:BB:79:C:C2'	26:BB:80:U:H5'	2.42	0.50
25:BA:2121:G:H21	27:BC:172:HIS:CB	2.24	0.50
28:BD:102:LYS:C	28:BD:103:ARG:HG2	2.31	0.50
31:BG:97:ASP:O	31:BG:101:ILE:CG2	2.60	0.50
33:BI:53:ALA:O	33:BI:57:ARG:HG2	2.12	0.50
33:BI:62:LYS:O	33:BI:62:LYS:HD3	2.12	0.50
34:BN:42:TRP:CE3	34:BN:48:MET:HE1	2.47	0.50
36:BP:113:LYS:HE2	36:BP:115:LEU:HD13	1.93	0.50
36:BP:5:ASP:OD2	36:BP:6:LEU:HD23	2.12	0.50
38:BR:52:ILE:O	38:BR:55:ALA:HB3	2.11	0.50
39:BS:73:LEU:O	39:BS:73:LEU:HD23	2.12	0.50
42:BV:18:LEU:HD12	42:BV:18:LEU:N	2.27	0.50
42:BV:18:LEU:CD1	42:BV:18:LEU:N	2.75	0.50
42:BV:62:LEU:N	42:BV:62:LEU:HD22	2.27	0.50
46:BZ:102:LEU:HD13	46:BZ:123:ASP:CA	2.40	0.50
1:CA:19:C:OP1	5:CE:125:SER:OG	2.22	0.50
2:CB:77:ALA:O	2:CB:80:ILE:HG23	2.11	0.50
5:CE:33:VAL:O	5:CE:112:LEU:HD12	2.11	0.50
9:CI:63:ILE:CD1	9:CI:81:ILE:HD11	2.38	0.50
15:CO:56:LEU:O	15:CO:60:VAL:HG23	2.11	0.50
15:CO:78:TYR:O	15:CO:80:ALA:N	2.44	0.50
19:CS:45:VAL:C	19:CS:47:HIS:N	2.63	0.50
23:CV:54:G:O2'	23:CV:55:U:OP2	2.30	0.50
25:DA:1124:C:H1'	56:D9:36:GLN:OE1	2.12	0.50
25:DA:1247:A:OP1	30:DF:95:ARG:NH2	2.45	0.50
25:DA:1327:C:H2'	25:DA:1328:G:O4'	2.12	0.50
25:DA:2172:U:O3'	25:DA:2173:A:C8	2.65	0.50
25:DA:2175:C:C1'	27:DC:215:THR:HA	2.42	0.50
25:DA:2729:G:H1'	29:DE:187:ALA:CB	2.42	0.50
25:DA:471:A:H2'	25:DA:472:A:C5'	2.42	0.50
25:DA:612:C:C2'	25:DA:613:G:C5'	2.74	0.50
25:DA:614(A):U:H4'	25:DA:614(B):G:H5''	1.93	0.50
25:DA:614(C):A:O2'	25:DA:615:G:O4'	2.30	0.50
25:DA:816:C:H2'	25:DA:817:C:H6	1.77	0.50
28:DD:65:ILE:O	28:DD:65:ILE:HD13	2.11	0.50

Continued on next page...

Continued from previous page...

Atom-1	Atom-2	Interatomic distance (Å)	Clash overlap (Å)
28:DD:6:PHE:HB3	28:DD:9:TYR:CE1	2.47	0.50
30:DF:101:LEU:HD12	30:DF:102:PRO:CD	2.39	0.50
31:DG:47:LYS:HD3	31:DG:82:LEU:HG	1.93	0.50
33:DI:62:LYS:O	33:DI:62:LYS:HD3	2.12	0.50
34:DN:26:LEU:CD2	34:DN:30:ILE:HD11	2.40	0.50
25:DA:863:A:P	37:DQ:22:LYS:HG2	2.52	0.50
42:DV:22:VAL:O	42:DV:23:GLU:HB2	2.11	0.50
25:DA:1336:A:OP1	44:DX:64:LYS:HE3	2.12	0.50
45:DY:50:ARG:CZ	45:DY:55:TYR:CE1	2.84	0.50
1:AA:1153:C:H2'	1:AA:1154:G:C8	2.47	0.50
1:AA:204:G:H2'	1:AA:205:G:C8	2.46	0.50
2:AB:15:VAL:HG21	2:AB:209:ARG:NH2	2.20	0.50
4:AD:108:LEU:CD1	4:AD:174:LEU:HD13	2.41	0.50
5:AE:6:PHE:HD1	5:AE:63:ARG:HH12	1.59	0.50
8:AH:6:ILE:C	8:AH:10:LEU:HD12	2.32	0.50
9:AI:99:LEU:HD12	9:AI:101:PHE:CE1	2.47	0.50
9:AI:48:GLU:N	9:AI:49:PRO:CD	2.75	0.50
13:AM:90:LEU:O	13:AM:91:ARG:CB	2.59	0.50
23:AV:17:C:OP1	23:AV:62:C:H5'	2.12	0.50
48:B1:94:LEU:O	48:B1:96:LYS:N	2.44	0.50
53:B6:37:ARG:HG3	53:B6:37:ARG:NH1	2.26	0.50
25:BA:1049:C:N4	25:BA:1110:G:H21	2.10	0.50
25:BA:1202:C:C2'	25:BA:1203:G:H5'	2.41	0.50
25:BA:2136:C:N4	25:BA:2155:G:H1	2.10	0.50
25:BA:2171:A:O2'	25:BA:2172:U:O5'	2.30	0.50
25:BA:289:A:C4	25:BA:353:G:C2	3.00	0.50
25:BA:324:A:N6	25:BA:338:G:O2'	2.44	0.50
25:BA:539:G:H2'	25:BA:540:C:C6	2.47	0.50
25:BA:557:U:H2'	25:BA:558:G:C8	2.46	0.50
25:BA:614(C):A:O2'	25:BA:615:G:O4'	2.30	0.50
30:BF:3:GLU:HA	30:BF:24:LEU:HB3	1.93	0.50
31:BG:41:GLN:HB3	31:BG:43:LEU:HD21	1.93	0.50
32:BH:100:GLY:C	32:BH:102:ALA:H	2.15	0.50
32:BH:87:LEU:HD23	32:BH:164:TYR:HA	1.94	0.50
32:BH:35:VAL:HG21	32:BH:75:ALA:HB2	1.94	0.50
34:BN:3:THR:HG22	34:BN:5:VAL:HG12	1.94	0.50
38:BR:42:LYS:O	38:BR:45:ARG:HG2	2.11	0.50
25:BA:2840:C:H5''	38:BR:53:HIS:CD2	2.47	0.50
42:BV:1:MET:HE1	42:BV:43:GLU:HG2	1.93	0.50
1:CA:1302:C:H3'	1:CA:1303:C:H5''	1.94	0.50
1:CA:486:C:O2'	1:CA:487:C:H5'	2.12	0.50

Continued on next page...

Continued from previous page...

Atom-1	Atom-2	Interatomic distance (Å)	Clash overlap (Å)
1:CA:981:G:H2'	1:CA:982:A:H4'	1.93	0.50
2:CB:165:VAL:CG2	2:CB:166:ASP:H	2.21	0.50
4:CD:56:VAL:HG12	4:CD:202:LEU:HD13	1.94	0.50
4:CD:4:TYR:O	4:CD:5:ILE:HB	2.12	0.50
11:CK:80:VAL:HG13	11:CK:103:LEU:HD11	1.94	0.50
12:CL:28:LYS:HG3	12:CL:33:ARG:CZ	2.41	0.50
1:CA:722:C:O2'	15:CO:42:HIS:ND1	2.44	0.50
20:CT:72:LEU:HD21	20:CT:77:ALA:CA	2.42	0.50
22:CW:24:G:H2'	22:CW:25:C:H6	1.77	0.50
22:CW:57:G:H2'	22:CW:57:G:N3	2.27	0.50
25:DA:1022:G:O2'	25:DA:1023:U:OP2	2.30	0.50
25:DA:1335:U:H2'	25:DA:1336:A:H8	1.76	0.50
25:DA:1899:G:H22	25:DA:1902:C:H41	1.56	0.50
25:DA:2178:C:H2'	25:DA:2179:C:H6	1.76	0.50
25:DA:185:U:H4'	25:DA:218:A:H4'	1.94	0.50
25:DA:2261:C:O4'	25:DA:2388:A:H1'	2.11	0.50
25:DA:2824:C:H2'	25:DA:2825:C:O4'	2.12	0.50
25:DA:2887:U:H2'	25:DA:2888:C:C6	2.47	0.50
25:DA:324:A:N6	25:DA:338:G:O2'	2.44	0.50
25:DA:790:C:O2'	25:DA:791:C:O5'	2.30	0.50
29:DE:178:GLU:HG3	29:DE:179:GLU:OE1	2.12	0.50
30:DF:136:THR:HG23	30:DF:137:LYS:N	2.27	0.50
30:DF:127:GLU:HB2	30:DF:196:LEU:HG	1.94	0.50
30:DF:20:LEU:HD22	30:DF:203:GLN:OE1	2.12	0.50
31:DG:109:VAL:HB	31:DG:142:PRO:HG3	1.93	0.50
31:DG:172:LEU:HG	31:DG:176:LEU:CD1	2.41	0.50
31:DG:41:GLN:HB3	31:DG:43:LEU:HD21	1.94	0.50
33:DI:123:LEU:HD22	33:DI:142:VAL:HG12	1.94	0.50
39:DS:90:GLY:O	39:DS:92:TYR:N	2.35	0.50
39:DS:92:TYR:CG	39:DS:93:LYS:N	2.78	0.50
40:DT:29:ARG:NH1	40:DT:29:ARG:HA	2.26	0.50
40:DT:62:THR:HG22	40:DT:75:ILE:HG12	1.94	0.50
29:DE:15:PHE:CE2	40:DT:80:SER:CB	2.95	0.50
43:DW:51:LEU:C	43:DW:51:LEU:HD13	2.32	0.50
44:DX:80:ILE:HD13	44:DX:80:ILE:O	2.12	0.50
37:DQ:141:GLN:C	46:DZ:53:ILE:O	2.50	0.50
1:AA:1281:G:O2'	1:AA:1282:U:O5'	2.30	0.50
1:AA:1281:G:O2'	1:AA:1282:U:OP2	2.30	0.50
1:AA:1281:G:H2'	1:AA:1282:U:OP2	2.12	0.50
1:AA:435:A:OP2	1:AA:435:A:H8	1.94	0.50
1:AA:578:G:O6	1:AA:624:U:O2'	2.22	0.50

Continued on next page...

Continued from previous page...

Atom-1	Atom-2	Interatomic distance (Å)	Clash overlap (Å)
3:AC:35:GLU:HA	3:AC:38:ARG:CD	2.42	0.50
4:AD:158:ILE:HG22	4:AD:181:MET:CE	2.41	0.50
4:AD:6:GLY:O	4:AD:7:PRO:C	2.49	0.50
5:AE:41:VAL:CG1	5:AE:113:ALA:CA	2.89	0.50
5:AE:53:LEU:HD12	5:AE:53:LEU:N	2.23	0.50
6:AF:21:LEU:HD13	6:AF:24:GLU:CD	2.33	0.50
10:AJ:4:ILE:HB	10:AJ:74:ILE:CD1	2.36	0.50
10:AJ:8:LEU:HD23	10:AJ:96:ILE:HG22	1.91	0.50
11:AK:80:VAL:HG13	11:AK:103:LEU:CD1	2.42	0.50
14:AN:47:LEU:HA	14:AN:50:LYS:CD	2.42	0.50
1:AA:103:C:O2'	16:AP:25:ARG:O	2.28	0.50
20:AT:50:GLU:HG3	20:AT:51:GLU:N	2.27	0.50
22:AY:38:A:C2'	22:AY:38:A:N3	2.71	0.50
49:B2:46:GLN:O	49:B2:49:LYS:HB2	2.12	0.50
52:B5:3:LYS:HG3	52:B5:4:HIS:H	1.76	0.50
25:BA:149:A:H2'	25:BA:150:C:O4'	2.12	0.50
25:BA:2261:C:O4'	25:BA:2388:A:H1'	2.11	0.50
25:BA:614(C):A:H1'	30:BF:180:GLY:O	2.11	0.50
25:BA:65:C:O2'	25:BA:66:C:H5'	2.11	0.50
26:BB:87:G:C3'	26:BB:88:C:H5''	2.42	0.50
28:BD:130:ALA:C	28:BD:131:LEU:HD12	2.32	0.50
29:BE:184:VAL:CG1	29:BE:185:LYS:H	2.12	0.50
35:BO:62:VAL:HA	35:BO:84:ALA:HB2	1.94	0.50
37:BQ:39:PRO:O	37:BQ:40:ALA:HB2	2.12	0.50
38:BR:28:LEU:HA	38:BR:34:ILE:HG13	1.94	0.50
40:BT:74:ARG:HB3	40:BT:76:PHE:HE2	1.77	0.50
43:BW:10:VAL:O	43:BW:11:ARG:CB	2.59	0.50
43:BW:97:LYS:O	43:BW:99:ARG:N	2.45	0.50
45:BY:88:LYS:NZ	45:BY:93:GLY:HA3	2.26	0.50
46:BZ:136:PHE:CD1	46:BZ:137:ILE:N	2.80	0.50
1:CA:1036:C:C4	22:CY:34:G:H1'	2.47	0.50
1:CA:1184:C:H2'	1:CA:1185:A:C8	2.45	0.50
1:CA:1354:U:C4	1:CA:1355:G:C5	3.00	0.50
1:CA:1384:C:H2'	1:CA:1385:C:O4'	2.12	0.50
1:CA:764:A:O2'	1:CA:1499:U:O2	2.30	0.50
1:CA:558:G:H4'	1:CA:559:G:H5''	1.93	0.50
2:CB:101:MET:HA	2:CB:108:ILE:HG21	1.94	0.50
3:CC:53:ALA:O	3:CC:54:ARG:HB2	2.12	0.50
6:CF:45:LEU:O	6:CF:46:ARG:HG2	2.11	0.50
9:CI:89:ASN:HB3	9:CI:92:TYR:CD1	2.46	0.50
11:CK:19:ALA:HB3	11:CK:82:VAL:HG23	1.94	0.50

Continued on next page...

Continued from previous page...

Atom-1	Atom-2	Interatomic distance (Å)	Clash overlap (Å)
17:CQ:63:ARG:HG2	17:CQ:64:PRO:CD	2.41	0.50
23:CV:35:C:O2'	23:CV:36:A:OP1	2.30	0.50
47:D0:11:ARG:HB2	47:D0:11:ARG:NH1	2.26	0.50
49:D2:17:SER:HB3	49:D2:20:GLU:HB3	1.93	0.50
50:D3:7:LYS:C	50:D3:54:VAL:HG13	2.33	0.50
25:DA:770:G:O3'	54:D7:10:ARG:NH1	2.45	0.50
54:D7:41:ARG:HH11	54:D7:41:ARG:HB2	1.76	0.50
25:DA:149:A:H2'	25:DA:150:C:O4'	2.12	0.50
25:DA:800:A:C5	25:DA:802:A:O4'	2.64	0.50
26:DB:83:G:C2'	26:DB:84:C:O5'	2.60	0.50
26:DB:85:G:N1	26:DB:93:G:C6	2.80	0.50
30:DF:192:LEU:HD21	30:DF:194:MET:CE	2.42	0.50
32:DH:157:TYR:O	32:DH:158:HIS:HB2	2.12	0.50
32:DH:30:LYS:NZ	32:DH:83:TYR:HE1	2.10	0.50
33:DI:131:LYS:HG3	33:DI:132:PRO:CD	2.41	0.50
34:DN:42:TRP:HA	34:DN:42:TRP:CE3	2.47	0.50
37:DQ:12:GLN:NE2	37:DQ:72:LYS:HG3	2.26	0.50
42:DV:18:LEU:N	42:DV:18:LEU:CD1	2.75	0.50
43:DW:10:VAL:O	43:DW:11:ARG:CB	2.59	0.50
1:AA:980:G:N2	1:AA:1021:C:O2	2.45	0.49
1:AA:1050:G:P	1:AA:1076:G:H5'	2.52	0.49
1:AA:1286:G:C8	1:AA:1286:G:OP2	2.64	0.49
1:AA:537:C:C2	1:AA:538:C:C5	3.00	0.49
1:AA:950:G:N3	10:AJ:55:LYS:NZ	2.55	0.49
2:AB:164:VAL:HB	2:AB:186:ALA:HB1	1.94	0.49
2:AB:80:ILE:C	2:AB:82:ARG:N	2.65	0.49
4:AD:57:ARG:NH1	4:AD:57:ARG:HG3	2.27	0.49
8:AH:85:ARG:HD3	8:AH:86:ILE:N	2.27	0.49
9:AI:126:SER:C	9:AI:128:ARG:H	2.15	0.49
11:AK:80:VAL:HG13	11:AK:103:LEU:HD11	1.93	0.49
12:AL:59:ARG:HA	12:AL:65:GLU:HA	1.94	0.49
14:AN:43:CYS:SG	59:AN:101:ZN:ZN	1.88	0.49
20:AT:24:LEU:HD13	20:AT:24:LEU:C	2.32	0.49
22:AW:52:G:C2	22:AW:63:G:N1	2.80	0.49
49:B2:13:ALA:O	49:B2:15:LYS:N	2.45	0.49
25:BA:1578:U:O2	25:BA:1578:U:H2'	2.12	0.49
25:BA:2075:U:N3	25:BA:2238:G:C6	2.80	0.49
25:BA:225:A:C2'	25:BA:226:G:H5'	2.42	0.49
25:BA:2845:G:OP1	40:BT:56:GLY:N	2.43	0.49
25:BA:2629:A:H8	25:BA:2895:U:H3	1.57	0.49
25:BA:912:C:H2'	25:BA:912:C:O2	2.10	0.49

Continued on next page...

Continued from previous page...

Atom-1	Atom-2	Interatomic distance (Å)	Clash overlap (Å)
26:BB:7:G:H21	39:BS:38:GLN:NE2	2.10	0.49
28:BD:112:GLN:N	28:BD:115:GLN:NE2	2.60	0.49
28:BD:125:ILE:HD12	28:BD:136:ILE:HG23	1.94	0.49
29:BE:101:ARG:HB2	29:BE:201:THR:CG2	2.41	0.49
36:BP:35:HIS:O	36:BP:36:LYS:HB2	2.12	0.49
36:BP:7:ARG:HE	36:BP:7:ARG:HA	1.77	0.49
25:BA:910:A:C6	37:BQ:13:GLN:HG3	2.46	0.49
40:BT:23:ARG:O	40:BT:25:GLY:N	2.45	0.49
45:BY:28:LYS:O	45:BY:29:GLU:C	2.50	0.49
25:BA:329:G:OP2	45:BY:71:LYS:HD3	2.11	0.49
1:CA:1278:C:O2'	7:CG:114:ARG:NH2	2.45	0.49
1:CA:935:A:C6	1:CA:936:A:C6	3.00	0.49
2:CB:97:TRP:HZ2	2:CB:102:LEU:HD13	1.77	0.49
12:CL:28:LYS:CG	12:CL:33:ARG:HH22	2.23	0.49
22:CW:26:A:H2'	22:CW:27:G:H8	1.77	0.49
47:D0:11:ARG:HB2	47:D0:11:ARG:HH11	1.75	0.49
47:D0:6:GLY:O	47:D0:7:LEU:HD23	2.12	0.49
25:DA:9:U:O2'	25:DA:10:G:P	2.69	0.49
25:DA:225:A:C2'	25:DA:226:G:H5'	2.42	0.49
25:DA:285:C:H5''	25:DA:286:C:OP2	2.11	0.49
25:DA:308:G:HO2'	25:DA:329:G:N2	2.10	0.49
25:DA:443:A:H1'	25:DA:1201:C:O4'	2.12	0.49
28:DD:65:ILE:HD11	28:DD:67:PHE:CE1	2.47	0.49
30:DF:28:ILE:CG2	30:DF:116:ASP:HB2	2.41	0.49
31:DG:33:ARG:HB2	31:DG:162:THR:HG21	1.94	0.49
32:DH:85:LYS:HE2	32:DH:145:ALA:CA	2.42	0.49
36:DP:46:LYS:HG2	36:DP:52:GLU:CD	2.32	0.49
37:DQ:51:ARG:O	37:DQ:55:VAL:HG12	2.10	0.49
39:DS:19:LYS:C	39:DS:20:ARG:NH1	2.66	0.49
39:DS:34:HIS:NE2	39:DS:54:LEU:HB2	2.25	0.49
40:DT:53:ARG:HH11	40:DT:55:ASN:CB	2.16	0.49
43:DW:97:LYS:O	43:DW:99:ARG:N	2.45	0.49
46:DZ:8:TYR:CD1	46:DZ:8:TYR:N	2.80	0.49
1:AA:1049:A:O2'	1:AA:1050:G:OP2	2.30	0.49
1:AA:752:G:H4'	1:AA:1490:A:H4'	1.94	0.49
2:AB:187:LEU:HA	2:AB:201:ILE:HB	1.95	0.49
2:AB:73:THR:HG22	2:AB:95:GLN:O	2.11	0.49
6:AF:36:ARG:O	6:AF:65:VAL:HB	2.11	0.49
6:AF:8:ILE:HG12	6:AF:88:VAL:HG22	1.94	0.49
8:AH:103:VAL:HG12	8:AH:108:GLY:HA3	1.94	0.49
11:AK:12:ARG:HH21	11:AK:14:VAL:CG1	2.23	0.49

Continued on next page...

Continued from previous page...

Atom-1	Atom-2	Interatomic distance (Å)	Clash overlap (Å)
12:AL:113:ARG:HH11	12:AL:113:ARG:HG2	1.76	0.49
13:AM:7:VAL:HG21	31:BG:115:ARG:HG2	1.94	0.49
14:AN:7:ILE:O	14:AN:11:LYS:HE3	2.12	0.49
16:AP:39:TYR:CZ	16:AP:41:PRO:HA	2.46	0.49
17:AQ:63:ARG:HG2	17:AQ:64:PRO:CD	2.42	0.49
18:AR:47:THR:HG21	18:AR:49:LYS:HE2	1.93	0.49
23:AV:40:C:H2'	23:AV:41:C:H5'	1.94	0.49
22:AW:11:C:H2'	22:AW:12:U:C6	2.46	0.49
25:BA:1000:A:H8	25:BA:1000:A:H5'	1.76	0.49
25:BA:1175:U:H4'	25:BA:1176:G:C2'	2.42	0.49
25:BA:1287:A:N7	25:BA:1288:U:C4	2.80	0.49
25:BA:1308:A:H2'	25:BA:1309:G:O4'	2.12	0.49
25:BA:1329:U:C5'	25:BA:1330:C:H5	2.25	0.49
25:BA:2104:G:H5'	25:BA:2104:G:N3	2.27	0.49
25:BA:910:A:H2	25:BA:2264:C:O2	1.95	0.49
25:BA:2420:C:OP2	55:B8:33:ASN:O	2.30	0.49
25:BA:2749:A:H1'	32:BH:63:SER:OG	2.12	0.49
25:BA:2824:C:H2'	25:BA:2825:C:O4'	2.12	0.49
25:BA:445:C:OP1	41:BU:2:PRO:HA	2.11	0.49
25:BA:587:C:H4'	25:BA:588:U:H5'	1.95	0.49
25:BA:733:G:C6	25:BA:761:A:N7	2.80	0.49
25:BA:664:C:H4'	25:BA:941:A:P	2.52	0.49
27:BC:36:LYS:HB2	27:BC:36:LYS:NZ	2.25	0.49
27:BC:43:VAL:O	27:BC:43:VAL:HG12	2.12	0.49
28:BD:108:PRO:HB3	28:BD:143:HIS:HE1	1.75	0.49
29:BE:188:VAL:O	29:BE:188:VAL:HG13	2.13	0.49
31:BG:137:GLU:HG2	31:BG:152:LEU:CD1	2.43	0.49
31:BG:41:GLN:HB3	31:BG:43:LEU:CD2	2.42	0.49
32:BH:85:LYS:HE2	32:BH:145:ALA:CA	2.42	0.49
33:BI:31:LEU:HB2	33:BI:32:PRO:HD3	1.93	0.49
34:BN:26:LEU:HG	34:BN:30:ILE:HD11	1.93	0.49
34:BN:42:TRP:HA	34:BN:42:TRP:CE3	2.47	0.49
36:BP:9:ASN:O	36:BP:11:GLY:N	2.45	0.49
39:BS:101:LEU:HD13	39:BS:101:LEU:H	1.77	0.49
39:BS:89:ARG:CB	39:BS:92:TYR:HB3	2.36	0.49
41:BU:62:ILE:HD12	41:BU:76:TYR:OH	2.13	0.49
1:CA:1018:G:H3'	1:CA:1019:C:H6	1.77	0.49
1:CA:1052:U:H2'	1:CA:1053:C:C6	2.47	0.49
1:CA:1236:G:H5'	3:CC:26:LYS:HZ2	1.76	0.49
1:CA:125:C:C2	1:CA:126:C:C5	2.99	0.49
1:CA:542:A:H4'	1:CA:543:U:H3'	1.93	0.49

Continued on next page...

Continued from previous page...

Atom-1	Atom-2	Interatomic distance (Å)	Clash overlap (Å)
2:CB:103:THR:OG1	2:CB:176:GLU:HG2	2.12	0.49
2:CB:137:ARG:HD3	2:CB:137:ARG:C	2.33	0.49
6:CF:82:ARG:HB3	6:CF:82:ARG:NH1	2.26	0.49
9:CI:126:SER:C	9:CI:128:ARG:H	2.15	0.49
11:CK:44:SER:OG	11:CK:47:VAL:HG23	2.12	0.49
13:CM:108:ARG:O	13:CM:111:LYS:O	2.30	0.49
23:CV:16:C:H3'	23:CV:17:C:C5'	2.42	0.49
47:D0:41:ARG:HD2	47:D0:41:ARG:N	2.17	0.49
50:D3:1:MET:CE	50:D3:41:PRO:HD3	2.43	0.49
36:DP:61:ARG:NH1	55:D8:13:ARG:NE	2.60	0.49
55:D8:33:ASN:HA	55:D8:36:LYS:HD2	1.94	0.49
25:DA:1233:C:O2'	25:DA:1234:U:H5'	2.13	0.49
25:DA:1902:C:H2'	25:DA:1903:G:O5'	2.12	0.49
25:DA:1999:C:H5''	25:DA:2723:C:O2'	2.12	0.49
25:DA:1268:A:C2	25:DA:2013:A:C4	3.00	0.49
25:DA:2136:C:N4	25:DA:2155:G:H1	2.09	0.49
25:DA:1786:A:H2	25:DA:2606:C:H1'	1.77	0.49
25:DA:2704:C:H2'	25:DA:2705:A:O4'	2.12	0.49
25:DA:407:G:H2'	25:DA:408:G:H8	1.77	0.49
25:DA:758:C:C2'	25:DA:759:G:H5'	2.41	0.49
25:DA:94(A):G:H2'	25:DA:95:G:H5''	1.92	0.49
26:DB:88:C:N4	26:DB:89:G:C2	2.80	0.49
27:DC:182:PRO:O	27:DC:183:GLU:CB	2.61	0.49
27:DC:74:VAL:HG23	27:DC:91:ALA:HB2	1.93	0.49
28:DD:142:VAL:HG22	28:DD:143:HIS:N	2.27	0.49
29:DE:36:ARG:HH12	29:DE:86:PRO:HD2	1.76	0.49
29:DE:59:VAL:HG13	29:DE:60:ASN:N	2.27	0.49
30:DF:75:HIS:HE1	30:DF:82:ILE:HD11	1.76	0.49
32:DH:89:ILE:C	32:DH:89:ILE:HD12	2.32	0.49
34:DN:30:ILE:HG23	34:DN:52:VAL:HG11	1.93	0.49
35:DO:28:SER:HG	35:DO:29:ASN:H	1.52	0.49
36:DP:114:ILE:HG22	36:DP:127:ALA:CB	2.41	0.49
38:DR:42:LYS:O	38:DR:45:ARG:HG2	2.11	0.49
1:AA:1293:G:C2	1:AA:1294:U:C4	3.00	0.49
1:AA:1481:G:O4'	1:AA:1482:G:OP2	2.30	0.49
3:AC:15:THR:HG22	3:AC:16:ARG:H	1.75	0.49
5:AE:87:SER:HB3	5:AE:131:ILE:HD11	1.94	0.49
1:AA:762:C:O2'	11:AK:120:ARG:HD3	2.12	0.49
7:AG:150:ALA:HB2	11:AK:50:TYR:CZ	2.47	0.49
11:AK:99:GLN:HE21	11:AK:105:VAL:HG11	1.77	0.49
12:AL:27:LEU:C	12:AL:29:GLY:N	2.64	0.49

Continued on next page...

Continued from previous page...

Atom-1	Atom-2	Interatomic distance (Å)	Clash overlap (Å)
14:AN:37:PHE:CE1	14:AN:53:LEU:HD22	2.48	0.49
17:AQ:18:THR:O	17:AQ:19:VAL:HG13	2.13	0.49
18:AR:74:ARG:HH21	18:AR:81:PHE:HA	1.76	0.49
20:AT:58:LYS:O	20:AT:61:SER:HB3	2.12	0.49
23:AV:35:C:O2'	23:AV:36:A:O5'	2.30	0.49
23:AV:9:G:C6	23:AV:47:G:C2	3.00	0.49
22:AW:52:G:H1	22:AW:62:C:H42	1.58	0.49
55:B8:49:VAL:HG23	55:B8:53:PRO:HB3	1.95	0.49
25:BA:1345:C:O2'	25:BA:1346:G:H5'	2.12	0.49
25:BA:1902:C:H2'	25:BA:1903:G:O5'	2.12	0.49
25:BA:2691:C:C6	25:BA:2691:C:H5'	2.43	0.49
25:BA:302:C:H2'	25:BA:303:U:H6	1.78	0.49
25:BA:402:A:H2'	25:BA:403:U:H5'	1.94	0.49
25:BA:952:G:N1	25:BA:953:A:C5	2.81	0.49
28:BD:134:ARG:HD3	28:BD:135:PHE:CZ	2.48	0.49
29:BE:52:LEU:HD23	29:BE:76:ARG:CA	2.42	0.49
30:BF:107:LYS:O	30:BF:108:LYS:C	2.50	0.49
31:BG:167:GLU:O	31:BG:170:ARG:N	2.45	0.49
33:BI:19:VAL:HG22	33:BI:20:ASP:N	2.27	0.49
33:BI:58:LEU:N	33:BI:61:ARG:HE	2.10	0.49
34:BN:55:VAL:HG22	34:BN:126:PRO:CA	2.41	0.49
37:BQ:38:GLU:HG3	37:BQ:127:ILE:HB	1.94	0.49
38:BR:111:LEU:N	38:BR:111:LEU:HD22	2.27	0.49
38:BR:38:VAL:HB	38:BR:39:PRO:CD	2.37	0.49
39:BS:19:LYS:C	39:BS:20:ARG:NH1	2.66	0.49
39:BS:89:ARG:HB3	39:BS:92:TYR:CB	2.35	0.49
41:BU:104:GLN:HB3	42:BV:44:LYS:NZ	2.27	0.49
41:BU:112:ARG:HG2	41:BU:112:ARG:HH11	1.77	0.49
41:BU:115:ALA:C	41:BU:117:GLN:H	2.16	0.49
44:BX:12:VAL:CG2	44:BX:13:LEU:H	1.91	0.49
1:CA:1201:G:H2'	1:CA:1202:G:H8	1.78	0.49
1:CA:953:G:N2	1:CA:1343:C:H2'	2.27	0.49
1:CA:328:G:O2'	1:CA:329:C:H5'	2.12	0.49
1:CA:340:C:H2'	40:DT:41:ARG:HH21	1.76	0.49
1:CA:441:G:O5'	1:CA:441:G:H8	1.95	0.49
1:CA:676:G:H1'	7:CG:82:GLY:HA3	1.94	0.49
1:CA:916:G:C6	1:CA:917:C:N4	2.80	0.49
2:CB:194:PRO:CB	2:CB:200:ILE:HD13	2.42	0.49
7:CG:73:MET:CG	7:CG:90:GLU:HA	2.31	0.49
8:CH:51:VAL:HG11	8:CH:60:ARG:CG	2.42	0.49
13:CM:97:PRO:N	13:CM:110:ARG:HD3	2.26	0.49

Continued on next page...

Continued from previous page...

Atom-1	Atom-2	Interatomic distance (Å)	Clash overlap (Å)
56:D9:7:VAL:HG13	56:D9:34:GLN:CB	2.43	0.49
25:DA:2167:U:O2'	25:DA:2168:G:H5'	2.13	0.49
25:DA:2208:A:H1'	25:DA:2219:G:C4	2.47	0.49
25:DA:2734:A:H5'	25:DA:2735:G:OP2	2.12	0.49
25:DA:42:G:H2'	25:DA:43:A:O4'	2.12	0.49
25:DA:528:A:C3'	25:DA:528:A:C8	2.95	0.49
25:DA:860:U:OP2	25:DA:916:G:N1	2.44	0.49
27:DC:76:ALA:C	27:DC:78:ALA:N	2.66	0.49
29:DE:101:ARG:HH21	29:DE:171:GLU:HA	1.77	0.49
30:DF:107:LYS:O	30:DF:108:LYS:C	2.50	0.49
33:DI:31:LEU:HB2	33:DI:32:PRO:HD3	1.93	0.49
36:DP:61:ARG:CD	55:D8:13:ARG:HD2	2.42	0.49
25:DA:2376:A:C2	39:DS:94:TYR:CE1	2.99	0.49
25:DA:2876:G:H4'	40:DT:3:ARG:HA	1.94	0.49
41:DU:61:TRP:O	41:DU:63:VAL:N	2.45	0.49
42:DV:69:LYS:HA	42:DV:88:ARG:CG	2.39	0.49
42:DV:82:ARG:NH1	42:DV:82:ARG:HG2	2.27	0.49
1:AA:1171:G:H5'	3:AC:176:HIS:NE2	2.28	0.49
1:AA:1281:G:OP2	1:AA:1281:G:O4'	2.30	0.49
1:AA:330:C:O2	1:AA:1415:A:H2	1.96	0.49
1:AA:1422:C:C3'	1:AA:1423:G:H5'	2.42	0.49
1:AA:626:C:H5'	8:AH:31:PHE:CE1	2.48	0.49
2:AB:17:PHE:CD2	2:AB:17:PHE:N	2.80	0.49
3:AC:70:VAL:CG1	3:AC:71:ALA:H	2.23	0.49
3:AC:83:ARG:O	3:AC:87:LEU:HG	2.12	0.49
7:AG:48:LYS:O	7:AG:52:GLU:HB2	2.11	0.49
9:AI:96:LEU:HG	9:AI:102:LEU:HB2	1.94	0.49
10:AJ:6:ILE:HG22	10:AJ:98:ILE:HG13	1.94	0.49
15:AO:60:VAL:HG21	25:BA:715:G:C1'	2.43	0.49
15:AO:74:ASP:HB3	15:AO:77:ARG:HG2	1.94	0.49
17:AQ:45:HIS:CG	17:AQ:65:ILE:HD13	2.47	0.49
18:AR:53:ARG:NE	18:AR:58:LEU:O	2.41	0.49
20:AT:8:ARG:HH11	20:AT:8:ARG:HG3	1.77	0.49
23:AV:6:G:N2	23:AV:69:C:C2	2.81	0.49
48:B1:58:ILE:HD12	48:B1:91:LYS:HA	1.93	0.49
55:B8:63:PRO:HB2	55:B8:64:TYR:HD1	1.78	0.49
56:B9:7:VAL:HG13	56:B9:34:GLN:CB	2.43	0.49
25:BA:1188:U:H4'	42:BV:79:VAL:HG22	1.93	0.49
25:BA:1578:U:H2'	25:BA:1579:A:H5'	1.94	0.49
25:BA:2108:C:O2'	25:BA:2109:U:H5'	2.12	0.49
25:BA:2178:C:H2'	25:BA:2179:C:H6	1.76	0.49

Continued on next page...

Continued from previous page...

Atom-1	Atom-2	Interatomic distance (Å)	Clash overlap (Å)
25:BA:2483:C:C5'	25:BA:2484:G:OP2	2.61	0.49
25:BA:2632:A:O2'	29:BE:61:ARG:NH2	2.44	0.49
25:BA:528:A:C8	25:BA:528:A:C3'	2.96	0.49
25:BA:614(C):A:O2'	25:BA:615:G:C4'	2.60	0.49
29:BE:176:ILE:HG22	29:BE:176:ILE:O	2.13	0.49
29:BE:1:MET:HE3	29:BE:83:ASP:CB	2.39	0.49
30:BF:136:THR:HG23	30:BF:137:LYS:N	2.27	0.49
30:BF:158:THR:HG23	30:BF:164:ARG:HE	1.77	0.49
40:BT:27:THR:HA	40:BT:88:ILE:H	1.76	0.49
41:BU:96:ALA:HB1	41:BU:106:PHE:HE1	1.77	0.49
41:BU:99:ALA:HB2	41:BU:106:PHE:CG	2.48	0.49
44:BX:80:ILE:O	44:BX:80:ILE:HD13	2.12	0.49
45:BY:68:HIS:HB3	45:BY:71:LYS:CG	2.43	0.49
1:CA:156:A:N7	1:CA:157:C:H1'	2.27	0.49
1:CA:685:A:C6	25:DA:1848:A:C6	3.00	0.49
1:CA:562:G:H5'	1:CA:711:A:H1'	1.92	0.49
1:CA:817:C:OP1	18:CR:60:ALA:HB2	2.12	0.49
2:CB:207:ALA:HB1	2:CB:209:ARG:HG2	1.94	0.49
8:CH:64:LYS:HG2	8:CH:79:VAL:HG21	1.95	0.49
7:CG:16:LEU:HD12	9:CI:42:ARG:HA	1.94	0.49
11:CK:99:GLN:NE2	11:CK:105:VAL:HG11	2.27	0.49
12:CL:26:ALA:C	12:CL:27:LEU:HD22	2.32	0.49
12:CL:6:THR:HG23	12:CL:9:GLN:CD	2.32	0.49
23:CV:47:G:C8	23:CV:47:G:H3'	2.47	0.49
22:CW:35:A:N6	22:CW:36:A:N6	2.61	0.49
22:CW:55:U:C5	22:CW:57:G:H5'	2.48	0.49
22:CW:1:G:C6	22:CW:73:A:C2	3.00	0.49
49:D2:13:ALA:O	49:D2:15:LYS:N	2.45	0.49
55:D8:21:LYS:HD3	55:D8:48:PHE:CE2	2.48	0.49
25:DA:99:U:C4'	25:DA:102:G:H1'	2.42	0.49
25:DA:103:A:C3'	25:DA:104:U:H5'	2.40	0.49
25:DA:1238:G:H2'	25:DA:1239:G:H8	1.77	0.49
25:DA:1301:A:H2'	25:DA:1302:A:H3'	1.94	0.49
25:DA:1496:A:C8	25:DA:1577:C:O2'	2.65	0.49
25:DA:1885:A:H2'	25:DA:1886:C:O4'	2.12	0.49
25:DA:2171:A:O2'	25:DA:2172:U:O5'	2.30	0.49
25:DA:2838:G:H2'	25:DA:2839:G:C8	2.47	0.49
25:DA:433:C:H2'	25:DA:434:U:C6	2.47	0.49
25:DA:866:A:N1	25:DA:914:C:C5	2.80	0.49
27:DC:43:VAL:O	27:DC:43:VAL:HG12	2.12	0.49
28:DD:172:TYR:HD1	28:DD:186:HIS:CA	2.21	0.49

Continued on next page...

Continued from previous page...

Atom-1	Atom-2	Interatomic distance (Å)	Clash overlap (Å)
28:DD:26:LYS:CE	28:DD:82:ILE:N	2.72	0.49
29:DE:70:ALA:O	29:DE:71:GLY:C	2.50	0.49
31:DG:167:GLU:O	31:DG:170:ARG:N	2.45	0.49
25:DA:2667:C:H1'	32:DH:109:PHE:CD2	2.48	0.49
25:DA:1007:C:OP1	34:DN:35:ARG:NH1	2.46	0.49
25:DA:2685:G:H5''	35:DO:68:GLU:OE1	2.11	0.49
25:DA:251:A:C5'	36:DP:51:PHE:CZ	2.96	0.49
36:DP:7:ARG:O	36:DP:10:PRO:CD	2.54	0.49
41:DU:99:ALA:HB2	41:DU:106:PHE:CD1	2.47	0.49
45:DY:42:VAL:HG12	45:DY:44:ILE:HG13	1.94	0.49
46:DZ:151:HIS:HB2	46:DZ:168:GLU:O	2.12	0.49
1:AA:1104:U:O4	1:AA:1105:A:N6	2.45	0.49
1:AA:1399:G:N2	1:AA:1459:G:H2'	2.28	0.49
1:AA:1428:C:H2'	1:AA:1429:C:H6	1.77	0.49
1:AA:345:G:C6	1:AA:346:G:O6	2.65	0.49
1:AA:668:G:C2	1:AA:669:U:C5	3.00	0.49
1:AA:786:G:O5'	1:AA:786:G:H8	1.94	0.49
2:AB:107:THR:HG23	2:AB:110:GLN:HE22	1.77	0.49
4:AD:30:LYS:CA	4:AD:35:ARG:HD2	2.43	0.49
6:AF:8:ILE:HG22	6:AF:9:VAL:N	2.28	0.49
7:AG:62:PHE:HA	7:AG:124:LEU:HD23	1.95	0.49
9:AI:10:ARG:CD	9:AI:105:ASP:CB	2.90	0.49
12:AL:60:LEU:HD22	12:AL:60:LEU:N	2.28	0.49
12:AL:75:HIS:CD2	12:AL:77:LEU:HB2	2.48	0.49
17:AQ:14:LYS:HB2	17:AQ:14:LYS:HZ3	1.77	0.49
19:AS:33:THR:OG1	19:AS:34:TRP:N	2.44	0.49
19:AS:43:GLU:O	19:AS:45:VAL:N	2.40	0.49
23:AV:68:C:C4	23:AV:69:C:C5	3.01	0.49
22:AW:57:G:H21	22:AW:58:A:H4'	1.77	0.49
55:B8:33:ASN:HA	55:B8:36:LYS:HD2	1.94	0.49
25:BA:1171:G:H5''	25:BA:1173:G:C4'	2.40	0.49
25:BA:1479:G:H5'	25:BA:1558:A:C2	2.47	0.49
25:BA:2172:U:O3'	25:BA:2173:A:C8	2.65	0.49
25:BA:42:G:H2'	25:BA:43:A:O4'	2.12	0.49
25:BA:686:G:O6	54:B7:12:ARG:HG3	2.12	0.49
27:BC:77:ILE:O	27:BC:77:ILE:HG23	2.13	0.49
32:BH:30:LYS:NZ	32:BH:83:TYR:HE1	2.10	0.49
33:BI:92:VAL:O	33:BI:93:THR:O	2.31	0.49
36:BP:51:PHE:CD2	36:BP:52:GLU:O	2.65	0.49
37:BQ:32:TYR:CZ	37:BQ:111:GLU:HB2	2.48	0.49
26:BB:106:G:H4'	46:BZ:31:ARG:HG3	1.94	0.49

Continued on next page...

Continued from previous page...

Atom-1	Atom-2	Interatomic distance (Å)	Clash overlap (Å)
1:CA:1266:A:H4'	1:CA:1267:A:O5'	2.13	0.49
1:CA:1331:A:N6	1:CA:1355:G:N2	2.61	0.49
1:CA:705:A:H2'	1:CA:707:G:C8	2.48	0.49
1:CA:893:G:H2'	1:CA:894:G:H8	1.78	0.49
2:CB:187:LEU:HA	2:CB:201:ILE:HB	1.95	0.49
2:CB:91:PRO:HG2	2:CB:155:LEU:CD2	2.34	0.49
3:CC:59:ARG:HG2	3:CC:64:VAL:HG12	1.94	0.49
7:CG:22:LEU:HG	7:CG:62:PHE:HE2	1.77	0.49
9:CI:99:LEU:HD12	9:CI:101:PHE:CE1	2.48	0.49
10:CJ:83:GLU:HB3	10:CJ:84:GLN:NE2	2.28	0.49
12:CL:60:LEU:HD22	12:CL:60:LEU:N	2.27	0.49
13:CM:50:GLU:OE2	51:D4:58:TYR:CE1	2.66	0.49
1:CA:1319:G:H21	23:CV:42:C:H1'	1.77	0.49
23:CV:54:G:O2'	23:CV:55:U:O5'	2.30	0.49
52:D5:3:LYS:HG3	52:D5:4:HIS:H	1.76	0.49
25:DA:1748:G:H5'	25:DA:1748:G:C8	2.40	0.49
25:DA:1754:C:P	40:DT:96:ARG:NH1	2.85	0.49
25:DA:2516:G:O2'	25:DA:2517:C:H5''	2.11	0.49
23:CV:76:C:OP1	25:DA:2602:A:C5'	2.60	0.49
25:DA:569:U:H1'	25:DA:947:G:O4'	2.13	0.49
25:DA:587:C:H4'	25:DA:588:U:H5'	1.95	0.49
25:DA:869:G:H2'	25:DA:870:A:C8	2.45	0.49
25:DA:910:A:N1	25:DA:2277:G:H1'	2.27	0.49
26:DB:91:C:O2'	26:DB:92:C:C5'	2.59	0.49
25:DA:2580:U:H5'	29:DE:131:ALA:HB2	1.94	0.49
29:DE:9:VAL:HG13	29:DE:25:VAL:O	2.12	0.49
30:DF:158:THR:HG23	30:DF:164:ARG:HE	1.77	0.49
31:DG:137:GLU:HG2	31:DG:152:LEU:CD1	2.42	0.49
31:DG:41:GLN:HB3	31:DG:43:LEU:CD2	2.43	0.49
32:DH:41:MET:CB	32:DH:53:GLU:O	2.59	0.49
33:DI:120:ILE:HG22	33:DI:122:GLU:N	2.27	0.49
33:DI:19:VAL:HG22	33:DI:20:ASP:N	2.27	0.49
33:DI:72:LEU:HD23	33:DI:107:VAL:HG21	1.94	0.49
37:DQ:109:VAL:CG1	37:DQ:110:THR:N	2.75	0.49
37:DQ:16:ARG:C	37:DQ:17:LEU:HD23	2.33	0.49
38:DR:111:LEU:HD22	38:DR:111:LEU:N	2.27	0.49
43:DW:8:ARG:HG3	43:DW:8:ARG:HH11	1.78	0.49
1:AA:1424:G:H2'	1:AA:1425:G:H5'	1.94	0.49
1:AA:1479:A:H5'	1:AA:1481:G:N7	2.27	0.49
1:AA:340:C:H2'	40:BT:41:ARG:NH2	2.27	0.49
1:AA:67:C:H2'	1:AA:68:G:H8	1.77	0.49

Continued on next page...

Continued from previous page...

Atom-1	Atom-2	Interatomic distance (Å)	Clash overlap (Å)
1:AA:922:G:H2'	1:AA:922:G:N3	2.27	0.49
1:AA:951:A:P	14:AN:41:ARG:HH12	2.35	0.49
2:AB:84:GLU:O	2:AB:219:VAL:HG21	2.13	0.49
4:AD:174:LEU:O	4:AD:186:LEU:HD11	2.13	0.49
8:AH:24:THR:HG22	8:AH:25:ASP:N	2.27	0.49
14:AN:36:PHE:CD1	14:AN:36:PHE:C	2.85	0.49
23:AV:1:C:C5'	23:AV:2:G:OP2	2.59	0.49
23:AV:4:G:HO2'	23:AV:5:G:P	2.34	0.49
22:AY:30:G:N2	22:AY:41:C:O2	2.46	0.49
25:BA:1331:A:HO2'	25:BA:1332:G:H8	1.59	0.49
25:BA:272:G:C5	25:BA:421:U:C6	3.00	0.49
25:BA:2884:U:C2'	25:BA:2885:C:H5'	2.42	0.49
25:BA:2892:A:H2'	25:BA:2893:G:C4'	2.40	0.49
25:BA:301:G:C6	25:BA:317:G:C6	3.01	0.49
25:BA:363(F):A:HO2'	25:BA:364:C:H5	1.61	0.49
25:BA:769:G:H5'	25:BA:1379:A:N6	2.28	0.49
27:BC:61:THR:HG22	27:BC:163:PHE:O	2.13	0.49
29:BE:167:VAL:HG22	29:BE:168:MET:N	2.28	0.49
30:BF:132:VAL:O	30:BF:133:ASN:C	2.50	0.49
32:BH:43:VAL:CG1	32:BH:53:GLU:H	2.25	0.49
33:BI:98:ALA:HA	33:BI:109:ILE:CB	2.43	0.49
33:BI:23:PRO:HB3	33:BI:27:ARG:NH1	2.26	0.49
38:BR:8:ARG:CA	38:BR:8:ARG:HE	2.17	0.49
41:BU:92:ARG:HD3	41:BU:92:ARG:N	2.27	0.49
25:BA:1160:G:N2	42:BV:10:LYS:HE2	2.27	0.49
42:BV:82:ARG:NH1	42:BV:82:ARG:HG2	2.27	0.49
44:BX:47:PHE:CD1	44:BX:47:PHE:N	2.80	0.49
45:BY:89:PHE:O	45:BY:90:LEU:HB3	2.13	0.49
1:CA:871:G:H2'	1:CA:872:G:C8	2.47	0.49
2:CB:107:THR:HA	2:CB:110:GLN:CD	2.33	0.49
2:CB:92:TYR:CD1	2:CB:151:GLY:HA3	2.48	0.49
3:CC:5:ILE:CD1	3:CC:5:ILE:C	2.80	0.49
5:CE:101:ILE:HD11	5:CE:119:LEU:CA	2.38	0.49
5:CE:151:LEU:HD11	8:CH:77:GLU:OE2	2.12	0.49
7:CG:145:ALA:O	7:CG:147:ALA:N	2.43	0.49
7:CG:48:LYS:O	7:CG:52:GLU:HB2	2.13	0.49
11:CK:32:ILE:HD11	11:CK:68:ALA:O	2.12	0.49
16:CP:39:TYR:CZ	16:CP:41:PRO:HA	2.48	0.49
23:CV:15:G:C2	23:CV:22:A:N3	2.81	0.49
22:CW:32:U:C2'	22:CW:33:U:H5'	2.40	0.49
51:D4:37:PRO:HA	51:D4:51:TYR:HD2	1.76	0.49

Continued on next page...

Continued from previous page...

Atom-1	Atom-2	Interatomic distance (Å)	Clash overlap (Å)
25:DA:1003:G:N3	25:DA:1010:A:H2	2.11	0.49
25:DA:1329:U:C5'	25:DA:1330:C:H5	2.25	0.49
25:DA:1609:A:C6	25:DA:1616:A:C8	3.01	0.49
25:DA:2376:A:C4	39:DS:94:TYR:CD1	3.00	0.49
25:DA:301:G:C6	25:DA:317:G:C6	3.01	0.49
25:DA:289:A:C4	25:DA:353:G:C2	3.00	0.49
25:DA:528:A:C2	25:DA:2043:C:C4'	2.85	0.49
29:DE:167:VAL:HG22	29:DE:168:MET:N	2.28	0.49
30:DF:32:LEU:C	30:DF:32:LEU:HD23	2.32	0.49
31:DG:101:ILE:C	31:DG:101:ILE:HD13	2.33	0.49
32:DH:87:LEU:HD23	32:DH:164:TYR:HA	1.94	0.49
33:DI:92:VAL:O	33:DI:93:THR:O	2.31	0.49
34:DN:107:LEU:HD12	34:DN:117:PHE:HB2	1.95	0.49
25:DA:637:A:H2'	36:DP:117:GLU:OE2	2.12	0.49
37:DQ:32:TYR:CZ	37:DQ:111:GLU:HB2	2.48	0.49
37:DQ:141:GLN:HE22	46:DZ:72:ARG:CA	2.25	0.49
37:DQ:39:PRO:O	37:DQ:40:ALA:HB2	2.12	0.49
42:DV:4:ILE:O	42:DV:39:LEU:HD22	2.13	0.49
43:DW:8:ARG:HA	43:DW:102:HIS:CD2	2.48	0.49
45:DY:2:ARG:N	45:DY:4:LYS:HG2	2.28	0.49
1:AA:209:U:O2'	1:AA:211:G:O6	2.30	0.49
1:AA:506:A:C2	12:AL:91:LYS:HB3	2.47	0.49
1:AA:608:G:H2'	1:AA:609:U:C6	2.45	0.49
1:AA:659:A:H2'	1:AA:660:U:H6	1.77	0.49
1:AA:823:C:H4'	1:AA:825:C:C2	2.47	0.49
1:AA:916:G:H2'	1:AA:917:C:H6	1.78	0.49
4:AD:25:ARG:NH1	4:AD:30:LYS:O	2.46	0.49
1:AA:1099:G:H4'	9:AI:104:ARG:HH11	1.78	0.49
10:AJ:38:ILE:O	10:AJ:38:ILE:HG13	2.11	0.49
10:AJ:83:GLU:HB3	10:AJ:84:GLN:NE2	2.26	0.49
12:AL:6:THR:HG23	12:AL:9:GLN:CG	2.42	0.49
13:AM:117:VAL:CG1	13:AM:118:ALA:N	2.56	0.49
15:AO:8:LYS:O	15:AO:12:ILE:HG13	2.12	0.49
19:AS:39:THR:CG2	19:AS:40:ILE:N	2.75	0.49
20:AT:72:LEU:HD21	20:AT:77:ALA:HA	1.95	0.49
1:AA:1379:C:N4	24:AX:22:A:H3'	2.26	0.49
53:B6:27:LYS:O	53:B6:29:ASN:N	2.46	0.49
25:BA:1990:C:H2'	25:BA:1991:U:C6	2.48	0.49
25:BA:2206:G:N2	25:BA:2207:G:C5'	2.69	0.49
25:BA:2453:A:O2'	25:BA:2454:G:H5'	2.12	0.49
25:BA:2468:G:H5'	37:BQ:120:ILE:CD1	2.42	0.49

Continued on next page...

Continued from previous page...

Atom-1	Atom-2	Interatomic distance (Å)	Clash overlap (Å)
25:BA:289:A:C2	25:BA:353:G:N3	2.81	0.49
25:BA:309:G:H1'	25:BA:329:G:C4	2.47	0.49
25:BA:407:G:H2'	25:BA:408:G:H8	1.77	0.49
25:BA:614(C):A:O2'	25:BA:615:G:OP1	2.30	0.49
25:BA:860:U:C2	25:BA:2268:A:C8	3.01	0.49
25:BA:904:C:O2'	46:BZ:169:GLU:CD	2.50	0.49
27:BC:68:LEU:CD1	27:BC:179:SER:HA	2.32	0.49
28:BD:172:TYR:CD1	28:BD:186:HIS:CA	2.94	0.49
25:BA:2831:G:P	29:BE:58:ARG:HH22	2.36	0.49
30:BF:101:LEU:HD12	30:BF:102:PRO:CD	2.39	0.49
30:BF:16:GLY:O	30:BF:17:ARG:HG3	2.12	0.49
31:BG:132:ASN:OD1	31:BG:158:ALA:HB1	2.13	0.49
31:BG:133:LEU:HD11	31:BG:157:ILE:CD1	2.35	0.49
32:BH:116:GLU:HG2	32:BH:117:PRO:CD	2.42	0.49
32:BH:157:TYR:O	32:BH:158:HIS:HB2	2.12	0.49
33:BI:136:VAL:O	33:BI:136:VAL:HG22	2.11	0.49
34:BN:15:LEU:HB3	34:BN:136:GLU:HA	1.93	0.49
36:BP:23:PRO:HB2	36:BP:33:ARG:NE	2.28	0.49
37:BQ:141:GLN:O	46:BZ:53:ILE:C	2.51	0.49
37:BQ:16:ARG:C	37:BQ:17:LEU:HD23	2.33	0.49
25:BA:2376:A:N6	39:BS:92:TYR:HE2	2.10	0.49
41:BU:61:TRP:O	41:BU:63:VAL:N	2.45	0.49
43:BW:34:ASN:OD1	52:B5:39:MET:CE	2.61	0.49
43:BW:48:ALA:O	43:BW:50:VAL:N	2.46	0.49
43:BW:51:LEU:C	43:BW:51:LEU:HD13	2.32	0.49
1:CA:180:C:H4'	20:CT:82:SER:CB	2.35	0.49
1:CA:21:G:H2'	1:CA:22:G:C8	2.48	0.49
1:CA:283:A:H2'	1:CA:284:G:H4'	1.94	0.49
1:CA:500:G:N3	1:CA:514:U:H5'	2.28	0.49
1:CA:505:C:H5''	12:CL:120:TYR:OH	2.13	0.49
2:CB:107:THR:HG23	2:CB:110:GLN:HE22	1.78	0.49
3:CC:14:ILE:O	3:CC:15:THR:C	2.50	0.49
3:CC:83:ARG:O	3:CC:87:LEU:HG	2.12	0.49
3:CC:90:GLU:HA	3:CC:90:GLU:OE1	2.13	0.49
10:CJ:6:ILE:HG12	10:CJ:72:VAL:O	2.12	0.49
10:CJ:8:LEU:HD23	10:CJ:96:ILE:HG22	1.93	0.49
15:CO:39:LEU:HD13	15:CO:56:LEU:HB2	1.95	0.49
17:CQ:10:VAL:HG23	17:CQ:55:ASP:O	2.12	0.49
18:CR:61:LYS:O	18:CR:65:ILE:HG13	2.12	0.49
25:DA:747:U:H1'	52:D5:2:ALA:HB3	1.95	0.49
25:DA:18:C:H4'	41:DU:23:GLY:O	2.12	0.49

Continued on next page...

Continued from previous page...

Atom-1	Atom-2	Interatomic distance (Å)	Clash overlap (Å)
25:DA:2884:U:C2'	25:DA:2885:C:H5'	2.42	0.49
25:DA:363(F):A:HO2'	25:DA:364:C:H5	1.61	0.49
25:DA:869:G:H1'	37:DQ:8:LYS:HD2	1.95	0.49
26:DB:85:G:O6	26:DB:93:G:O6	2.30	0.49
27:DC:214:VAL:C	27:DC:216:THR:N	2.63	0.49
28:DD:25:THR:O	28:DD:26:LYS:NZ	2.42	0.49
28:DD:26:LYS:NZ	28:DD:82:ILE:N	2.55	0.49
28:DD:49:ILE:CD1	28:DD:52:ARG:HA	2.41	0.49
28:DD:80:ALA:HB3	28:DD:94:LEU:HD13	1.95	0.49
30:DF:132:VAL:O	30:DF:133:ASN:C	2.50	0.49
34:DN:23:LEU:CD1	34:DN:98:VAL:HG12	2.42	0.49
39:DS:17:ARG:C	39:DS:19:LYS:N	2.64	0.49
25:DA:2376:A:C6	39:DS:94:TYR:CD1	3.01	0.49
40:DT:28:VAL:HG21	40:DT:46:GLU:CG	2.41	0.49
41:DU:91:ASP:OD2	41:DU:96:ALA:CB	2.57	0.49
26:DB:106:G:H4'	46:DZ:31:ARG:HG3	1.94	0.49
1:AA:1221:U:N3	7:AG:30:ILE:HG22	2.27	0.49
1:AA:343:G:O2'	1:AA:344:A:O5'	2.30	0.49
2:AB:164:VAL:HB	2:AB:186:ALA:HB2	1.95	0.49
3:AC:114:PRO:O	3:AC:118:GLN:NE2	2.36	0.49
3:AC:11:ARG:HG2	3:AC:11:ARG:NH1	2.26	0.49
3:AC:70:VAL:HG12	3:AC:72:LYS:N	2.25	0.49
4:AD:195:ALA:O	6:CF:16:GLN:CB	2.50	0.49
4:AD:65:ARG:HD2	4:AD:72:GLU:HA	1.95	0.49
6:AF:75:LEU:HD21	6:AF:79:LEU:HD11	1.95	0.49
7:AG:15:ASP:HB3	7:AG:19:GLY:N	2.28	0.49
8:AH:23:SER:HB2	8:AH:61:VAL:O	2.12	0.49
8:AH:85:ARG:HG3	8:AH:85:ARG:HH11	1.78	0.49
9:AI:118:LYS:O	9:AI:120:ARG:N	2.41	0.49
22:AW:52:G:H2'	22:AW:53:G:C8	2.48	0.49
25:BA:1140:C:P	34:BN:66:LYS:HZ3	2.35	0.49
25:BA:1268:A:C2	25:BA:2013:A:C4	3.00	0.49
25:BA:1386:C:H2'	25:BA:1387:C:C6	2.47	0.49
25:BA:1455:G:C8	38:BR:60:LEU:HD11	2.48	0.49
25:BA:443:A:H1'	25:BA:1201:C:O4'	2.12	0.49
25:BA:675:A:OP1	30:BF:63:LYS:HE2	2.13	0.49
25:BA:790:C:O2'	25:BA:791:C:O5'	2.30	0.49
25:BA:859:G:O2'	25:BA:860:U:OP2	2.30	0.49
30:BF:155:LEU:CD2	30:BF:186:ILE:HD13	2.42	0.49
31:BG:101:ILE:C	31:BG:101:ILE:HD13	2.33	0.49
32:BH:26:VAL:O	32:BH:32:GLU:HA	2.12	0.49

Continued on next page...

Continued from previous page...

Atom-1	Atom-2	Interatomic distance (Å)	Clash overlap (Å)
33:BI:120:ILE:HG22	33:BI:122:GLU:N	2.27	0.49
35:BO:4:PRO:O	35:BO:5:GLN:CB	2.59	0.49
36:BP:107:LYS:HG3	36:BP:107:LYS:O	2.13	0.49
36:BP:126:VAL:HG22	36:BP:145:PRO:HB2	1.93	0.49
36:BP:33:ARG:O	36:BP:35:HIS:O	2.30	0.49
25:BA:941:A:O2'	36:BP:35:HIS:CE1	2.66	0.49
36:BP:56:SER:HB2	36:BP:60:MET:SD	2.52	0.49
37:BQ:34:LEU:CD1	37:BQ:129:THR:HB	2.43	0.49
45:BY:17:SER:HB2	45:BY:71:LYS:HE2	1.88	0.49
46:BZ:30:ASN:HA	46:BZ:89:PHE:HE2	1.76	0.49
1:CA:1036:C:C2'	1:CA:1037:A:OP2	2.59	0.49
1:CA:1117:U:HO2'	1:CA:1118:U:H5	1.59	0.49
1:CA:365:C:C2	1:CA:387:G:N2	2.81	0.49
1:CA:940:G:H1	1:CA:949:C:H42	1.60	0.49
2:CB:61:LEU:HD11	2:CB:66:GLY:HA3	1.95	0.49
2:CB:74:LYS:HD2	2:CB:74:LYS:H	1.77	0.49
4:CD:100:ARG:HH12	4:CD:137:SER:HB3	1.78	0.49
5:CE:144:THR:OG1	5:CE:146:ALA:HB3	2.12	0.49
5:CE:34:VAL:O	5:CE:41:VAL:HA	2.12	0.49
13:CM:94:ARG:NH2	25:DA:887:A:C1'	2.66	0.49
23:CV:35:C:O2'	23:CV:36:A:O5'	2.30	0.49
50:D3:1:MET:HE2	50:D3:40:THR:HA	1.94	0.49
50:D3:29:ARG:HB2	50:D3:33:GLN:NE2	2.27	0.49
50:D3:8:LEU:HD13	50:D3:31:LEU:HD23	1.91	0.49
25:DA:1308:A:H2'	25:DA:1309:G:O4'	2.12	0.49
25:DA:1514:U:H2'	25:DA:1515:G:C8	2.48	0.49
25:DA:1578:U:H2'	25:DA:1579:A:H5'	1.94	0.49
25:DA:2320:A:C8	25:DA:2333:A:N6	2.80	0.49
25:DA:2391:G:O2'	25:DA:2392:A:OP2	2.30	0.49
25:DA:2068:U:N3	25:DA:2430:A:C2	2.44	0.49
25:DA:621:A:H2'	25:DA:622:G:H5'	1.95	0.49
25:DA:675:A:OP1	30:DF:63:LYS:HE2	2.13	0.49
25:DA:859:G:O2'	25:DA:860:U:OP2	2.30	0.49
26:DB:109:C:H5'	26:DB:110:G:O5'	2.13	0.49
27:DC:61:THR:HG22	27:DC:163:PHE:O	2.13	0.49
28:DD:134:ARG:HD3	28:DD:135:PHE:CZ	2.47	0.49
32:DH:17:VAL:CG1	32:DH:45:VAL:CB	2.90	0.49
33:DI:18:VAL:HG12	33:DI:18:VAL:O	2.11	0.49
34:DN:55:VAL:HG22	34:DN:126:PRO:CA	2.41	0.49
34:DN:99:LEU:HD12	34:DN:122:VAL:HG21	1.95	0.49
41:DU:110:VAL:O	41:DU:113:ALA:HB3	2.13	0.49

Continued on next page...

Continued from previous page...

Atom-1	Atom-2	Interatomic distance (Å)	Clash overlap (Å)
41:DU:95:LEU:O	41:DU:98:LEU:HG	2.13	0.49
42:DV:62:LEU:N	42:DV:62:LEU:HD22	2.27	0.49
1:AA:35:G:C2	1:AA:533:G:C2	3.01	0.49
1:AA:35:G:C6	1:AA:36:C:N4	2.81	0.49
2:AB:57:PHE:CE2	2:AB:185:ILE:HD11	2.47	0.49
2:AB:217:ARG:HA	2:AB:220:ASP:OD2	2.13	0.49
2:AB:236:TYR:HD2	2:AB:239:VAL:HB	1.77	0.49
1:AA:1081:G:OP1	2:AB:96:ARG:NH2	2.46	0.49
3:AC:39:ILE:C	3:AC:41:GLY:N	2.65	0.49
10:AJ:85:LEU:C	10:AJ:87:THR:N	2.66	0.49
10:AJ:90:LEU:N	10:AJ:91:PRO:CD	2.76	0.49
11:AK:18:ARG:NH2	11:AK:36:ASP:O	2.46	0.49
11:AK:44:SER:OG	11:AK:47:VAL:HG23	2.12	0.49
12:AL:111:LYS:O	12:AL:112:ASP:HB2	2.13	0.49
23:AV:48:U:H3'	23:AV:48:U:H6	1.77	0.49
23:AV:73:A:H8	23:AV:73:A:O5'	1.96	0.49
23:AV:76:C:OP1	25:BA:2602:A:H5''	2.12	0.49
54:B7:41:ARG:HB2	54:B7:41:ARG:NH1	2.28	0.49
55:B8:32:LEU:HB3	55:B8:36:LYS:HZ2	1.77	0.49
25:BA:1003:G:N3	25:BA:1010:A:H2	2.11	0.49
25:BA:1301:A:H2'	25:BA:1302:A:H3'	1.94	0.49
25:BA:1885:A:H2'	25:BA:1886:C:O4'	2.12	0.49
25:BA:2302:G:O2'	31:BG:128:ARG:NH2	2.46	0.49
25:BA:363(C):G:H2'	25:BA:363(D):G:H8	1.76	0.49
25:BA:389:G:N1	36:BP:70:GLN:HG3	2.27	0.49
25:BA:879:G:N2	25:BA:899:A:H1'	2.28	0.49
25:BA:971:C:H2'	25:BA:972:G:O4'	2.12	0.49
27:BC:214:VAL:C	27:BC:216:THR:N	2.63	0.49
30:BF:192:LEU:HD23	30:BF:193:VAL:N	2.28	0.49
32:BH:149:ARG:HD3	32:BH:164:TYR:CD1	2.48	0.49
33:BI:110:ASP:O	33:BI:114:LEU:HD21	2.13	0.49
33:BI:129:THR:O	33:BI:130:TYR:HB2	2.11	0.49
33:BI:123:LEU:HD22	33:BI:142:VAL:HG12	1.94	0.49
33:BI:45:LYS:O	33:BI:48:GLU:HB2	2.13	0.49
33:BI:95:LYS:HA	33:BI:98:ALA:CB	2.42	0.49
34:BN:23:LEU:CD1	34:BN:98:VAL:HG12	2.42	0.49
25:BA:1754:C:C5	40:BT:96:ARG:NH1	2.81	0.49
42:BV:15:GLU:CB	42:BV:16:PRO:CD	2.90	0.49
25:BA:993:G:N3	42:BV:89:GLN:NE2	2.61	0.49
45:BY:28:LYS:HB2	45:BY:38:ILE:N	2.19	0.49
46:BZ:117:LEU:HD21	46:BZ:172:ALA:HB1	1.95	0.49

Continued on next page...

Continued from previous page...

Atom-1	Atom-2	Interatomic distance (Å)	Clash overlap (Å)
46:BZ:155:LEU:O	46:BZ:157:LEU:HD12	2.13	0.49
1:CA:1070:G:H1	1:CA:1079:C:H42	1.61	0.49
1:CA:1142:G:N2	1:CA:1143:C:O4'	2.45	0.49
1:CA:136:G:H2'	1:CA:137:A:C8	2.46	0.49
1:CA:1391:C:H4'	25:DA:1915:U:O4	2.13	0.49
1:CA:1507:G:H4'	1:CA:1507:G:OP1	2.11	0.49
1:CA:310:A:H5''	1:CA:312:G:OP2	2.13	0.49
1:CA:451:C:H2'	1:CA:452:C:C6	2.47	0.49
1:CA:584:C:H2'	1:CA:585:A:C8	2.47	0.49
5:CE:101:ILE:HD13	5:CE:118:ILE:O	2.13	0.49
8:CH:63:LEU:CB	8:CH:65:TYR:CE1	2.96	0.49
9:CI:10:ARG:HD3	9:CI:75:ASP:CB	2.40	0.49
1:CA:1261:A:H5''	10:CJ:40:LEU:HD12	1.95	0.49
10:CJ:94:VAL:CG1	10:CJ:95:GLU:N	2.76	0.49
11:CK:18:ARG:NH2	11:CK:36:ASP:O	2.46	0.49
11:CK:19:ALA:HB3	11:CK:82:VAL:CG2	2.43	0.49
11:CK:99:GLN:HE21	11:CK:105:VAL:HG11	1.77	0.49
25:DA:769:G:H5'	25:DA:1379:A:N6	2.28	0.49
25:DA:271(P):C:H2'	25:DA:271(Q):G:C5'	2.40	0.49
25:DA:281:G:N2	25:DA:358:U:H5	2.03	0.49
25:DA:283:A:O2'	25:DA:284:U:OP1	2.30	0.49
25:DA:287:C:H2'	25:DA:288:C:O4'	2.11	0.49
25:DA:614(C):A:O2'	25:DA:615:G:O5'	2.30	0.49
25:DA:671:C:O2'	25:DA:672:C:H5'	2.11	0.49
25:DA:865:C:H4'	25:DA:866:A:OP1	2.13	0.49
26:DB:70:C:O5'	26:DB:70:C:H6	1.95	0.49
29:DE:11:MET:N	40:DT:8:LYS:HZ1	2.09	0.49
29:DE:188:VAL:HG13	29:DE:188:VAL:O	2.13	0.49
30:DF:28:ILE:HG12	30:DF:119:ARG:HH21	1.76	0.49
30:DF:16:GLY:O	30:DF:17:ARG:HG3	2.12	0.49
31:DG:113:ARG:O	31:DG:114:ILE:C	2.51	0.49
33:DI:77:LEU:O	33:DI:140:LEU:HD12	2.13	0.49
25:DA:558:G:OP2	34:DN:111:PRO:HD2	2.12	0.49
34:DN:3:THR:HG22	34:DN:5:VAL:HG12	1.94	0.49
34:DN:42:TRP:CZ3	34:DN:48:MET:HE1	2.47	0.49
39:DS:101:LEU:HD13	39:DS:101:LEU:H	1.77	0.49
41:DU:99:ALA:HB2	41:DU:106:PHE:CG	2.48	0.49
45:DY:88:LYS:NZ	45:DY:93:GLY:HA3	2.27	0.49
26:DB:92:C:H5''	46:DZ:79:ARG:NH2	2.28	0.49
1:AA:1220:A:H62	1:AA:1280:A:N6	2.01	0.49
1:AA:802:A:N6	1:AA:1506:G:N7	2.61	0.49

Continued on next page...

Continued from previous page...

Atom-1	Atom-2	Interatomic distance (Å)	Clash overlap (Å)
1:AA:370:U:H4'	16:AP:17:TYR:CE2	2.48	0.49
1:AA:433:G:N1	1:AA:479:A:OP2	2.32	0.49
1:AA:960:A:N1	1:AA:1203:G:N2	2.59	0.49
2:AB:82:ARG:O	2:AB:86:GLU:HG3	2.12	0.49
4:AD:100:ARG:HH12	4:AD:137:SER:HB3	1.78	0.49
4:AD:13:ARG:HD2	4:AD:38:TYR:O	2.13	0.49
8:AH:35:ILE:O	8:AH:39:LEU:HD23	2.12	0.49
8:AH:60:ARG:CG	8:AH:60:ARG:NH1	2.75	0.49
8:AH:84:ARG:HG3	8:AH:85:ARG:H	1.74	0.49
10:AJ:5:ARG:O	10:AJ:98:ILE:HA	2.12	0.49
12:AL:12:ARG:NH1	12:AL:12:ARG:HG2	2.26	0.49
12:AL:85:ILE:HA	12:AL:85:ILE:HD13	1.60	0.49
13:AM:6:GLY:HA2	31:BG:115:ARG:O	2.12	0.49
14:AN:27:CYS:SG	14:AN:29:ARG:HB2	2.53	0.49
15:AO:6:GLU:OE2	15:AO:6:GLU:N	2.45	0.49
49:B2:42:GLY:O	49:B2:44:LEU:N	2.46	0.49
50:B3:1:MET:HE2	50:B3:40:THR:HA	1.95	0.49
51:B4:37:PRO:HA	51:B4:51:TYR:HD2	1.76	0.49
55:B8:7:HIS:CD2	55:B8:59:LYS:HZ2	2.30	0.49
25:BA:1778:U:H2'	25:BA:1784:A:N6	2.28	0.49
25:BA:2262:U:H2'	25:BA:2263:C:C5'	2.42	0.49
25:BA:2870:C:H2'	25:BA:2871:C:O4'	2.13	0.49
25:BA:433:C:H2'	25:BA:434:U:C6	2.47	0.49
25:BA:784:A:H5'	25:BA:785:G:OP1	2.12	0.49
25:BA:814:C:H2'	25:BA:815:C:H6	1.78	0.49
25:BA:865:C:H4'	25:BA:866:A:OP1	2.13	0.49
25:BA:99:U:C4'	25:BA:102:G:H1'	2.42	0.49
28:BD:142:VAL:HG22	28:BD:143:HIS:N	2.27	0.49
28:BD:65:ILE:HD11	28:BD:67:PHE:CE1	2.47	0.49
29:BE:101:ARG:HH21	29:BE:171:GLU:HA	1.77	0.49
29:BE:2:LYS:NZ	29:BE:95:ILE:O	2.40	0.49
30:BF:192:LEU:HD21	30:BF:194:MET:CE	2.42	0.49
33:BI:72:LEU:HD23	33:BI:107:VAL:HG21	1.94	0.49
34:BN:93:THR:O	34:BN:94:HIS:HB2	2.13	0.49
25:BA:2393:A:C4'	36:BP:60:MET:O	2.61	0.49
37:BQ:116:GLU:OE1	37:BQ:116:GLU:HA	2.13	0.49
25:BA:1278:A:C5'	38:BR:36:THR:HG22	2.43	0.49
38:BR:77:ARG:C	38:BR:79:LEU:H	2.17	0.49
45:BY:42:VAL:HG12	45:BY:44:ILE:HG13	1.94	0.49
1:CA:1301:C:H5'	19:CS:70:LYS:CG	2.42	0.49
1:CA:1401:G:C6	1:CA:1459:G:C2	3.01	0.49

Continued on next page...

Continued from previous page...

Atom-1	Atom-2	Interatomic distance (Å)	Clash overlap (Å)
2:CB:16:HIS:CD2	2:CB:210:SER:HA	2.47	0.49
3:CC:127:ARG:HG2	3:CC:127:ARG:HH11	1.78	0.49
4:CD:126:ILE:HG22	4:CD:127:THR:N	2.28	0.49
4:CD:17:VAL:HG12	4:CD:18:LYS:N	2.28	0.49
9:CI:53:VAL:HG13	9:CI:95:LYS:HE3	1.95	0.49
10:CJ:28:ARG:NH2	10:CJ:34:VAL:O	2.46	0.49
11:CK:96:ARG:HA	11:CK:99:GLN:HG3	1.94	0.49
19:CS:45:VAL:HA	19:CS:62:ILE:HG23	1.94	0.49
23:CV:47:G:H8	23:CV:47:G:H3'	1.78	0.49
23:CV:59:A:C6	23:CV:62:C:C6	3.01	0.49
22:CW:21:A:C4	22:CW:48:C:N4	2.81	0.49
48:D1:57:GLU:HG2	48:D1:57:GLU:O	2.13	0.49
54:D7:47:ARG:HD2	54:D7:47:ARG:O	2.12	0.49
25:DA:1227:G:OP1	41:DU:13:LYS:HG2	2.13	0.49
25:DA:1952:A:C4	35:DO:22:ILE:HG13	2.47	0.49
25:DA:271(W):G:O6	25:DA:271(X):G:N1	2.45	0.49
25:DA:910:A:C4	37:DQ:13:GLN:OE1	2.66	0.49
29:DE:101:ARG:HB2	29:DE:201:THR:HG22	1.95	0.49
29:DE:30:PRO:HA	29:DE:92:THR:HG22	1.93	0.49
29:DE:88:GLY:O	29:DE:89:ASP:HB2	2.13	0.49
25:DA:614(C):A:H1'	30:DF:180:GLY:O	2.13	0.49
30:DF:192:LEU:HD23	30:DF:193:VAL:N	2.28	0.49
31:DG:95:ARG:HG2	31:DG:95:ARG:HH11	1.78	0.49
32:DH:121:ILE:HG22	32:DH:133:VAL:CG1	2.43	0.49
33:DI:98:ALA:HA	33:DI:109:ILE:CB	2.42	0.49
25:DA:1141:U:C5	34:DN:64:GLY:HA3	2.48	0.49
37:DQ:35:VAL:HG23	37:DQ:100:GLY:O	2.13	0.49
38:DR:109:ALA:O	38:DR:111:LEU:HD22	2.13	0.49
38:DR:12:ARG:HH11	38:DR:12:ARG:HG3	1.78	0.49
29:DE:11:MET:O	40:DT:8:LYS:NZ	2.46	0.49
43:DW:68:ARG:O	43:DW:110:LYS:N	2.46	0.49
44:DX:35:THR:HG22	44:DX:36:LYS:N	2.28	0.49
45:DY:100:ALA:O	45:DY:101:LYS:O	2.31	0.49
46:DZ:144:LEU:HA	46:DZ:148:ASP:HB3	1.94	0.49
1:AA:1052:U:H2'	1:AA:1053:C:H6	1.78	0.48
1:AA:1134:A:OP1	10:AJ:13:HIS:HB2	2.13	0.48
1:AA:1143:C:H2'	1:AA:1144:C:C6	2.48	0.48
1:AA:1149:A:O5'	1:AA:1149:A:H8	1.96	0.48
1:AA:775:A:N3	1:AA:777:A:C5	2.81	0.48
2:AB:107:THR:HA	2:AB:110:GLN:OE1	2.13	0.48
2:AB:67:THR:HG21	2:AB:155:LEU:HD21	1.94	0.48

Continued on next page...

Continued from previous page...

Atom-1	Atom-2	Interatomic distance (Å)	Clash overlap (Å)
2:AB:221:LEU:N	2:AB:221:LEU:HD22	2.28	0.48
3:AC:3:ASN:CG	3:AC:4:LYS:H	2.15	0.48
4:AD:30:LYS:HA	4:AD:35:ARG:HD2	1.94	0.48
8:AH:12:ARG:NH1	8:AH:26:VAL:HA	2.27	0.48
8:AH:41:ARG:NH2	8:AH:123:GLU:OE2	2.46	0.48
9:AI:10:ARG:HG2	9:AI:105:ASP:HB2	1.95	0.48
10:AJ:33:GLN:HB2	10:AJ:75:ILE:CD1	2.43	0.48
12:AL:27:LEU:C	12:AL:29:GLY:H	2.15	0.48
18:AR:50:ILE:HD12	18:AR:70:ILE:HG21	1.94	0.48
19:AS:24:ALA:O	19:AS:25:LYS:CB	2.61	0.48
20:AT:56:MET:HG3	20:AT:84:LEU:CD1	2.40	0.48
23:AV:4:G:C4	23:AV:5:G:N7	2.81	0.48
22:AW:52:G:N1	22:AW:63:G:C6	2.81	0.48
50:B3:29:ARG:HB2	50:B3:33:GLN:HE22	1.77	0.48
50:B3:1:MET:CE	50:B3:41:PRO:HD3	2.43	0.48
25:BA:139:G:H2'	25:BA:140:G:N7	2.28	0.48
25:BA:1496:A:C8	25:BA:1577:C:O2'	2.65	0.48
25:BA:1993:U:H2'	25:BA:1994:C:O5'	2.12	0.48
25:BA:2186:G:O6	25:BA:2187:G:O6	2.30	0.48
25:BA:2092:U:C6	25:BA:2225:A:O2'	2.65	0.48
28:BD:270:ILE:C	28:BD:271:ILE:HG12	2.34	0.48
30:BF:46:ARG:HH11	30:BF:46:ARG:CG	2.25	0.48
32:BH:38:SER:O	32:BH:40:GLU:N	2.46	0.48
33:BI:120:ILE:HD13	33:BI:126:TYR:CE1	2.48	0.48
38:BR:27:SER:HB3	38:BR:34:ILE:HD11	1.95	0.48
42:BV:25:LEU:H	42:BV:92:THR:CG2	2.11	0.48
42:BV:79:VAL:O	42:BV:80:GLN:HB2	2.13	0.48
45:BY:26:LYS:O	45:BY:28:LYS:HE3	2.13	0.48
45:BY:3:VAL:HG12	45:BY:3:VAL:O	2.12	0.48
1:CA:1167:G:N2	1:CA:1168:G:H1'	2.28	0.48
1:CA:1294:U:C5	19:CS:4:SER:N	2.81	0.48
1:CA:1493:G:H2'	1:CA:1495:A:OP2	2.12	0.48
1:CA:413:C:H2'	1:CA:414:C:H6	1.77	0.48
1:CA:497:C:H2'	1:CA:498:G:H8	1.76	0.48
1:CA:522:A:H2'	1:CA:523:G:C8	2.48	0.48
1:CA:482:A:C6	1:CA:530:A:C8	3.01	0.48
6:CF:50:TYR:CE2	6:CF:52:ILE:HD11	2.47	0.48
8:CH:112:LEU:C	8:CH:112:LEU:HD12	2.33	0.48
8:CH:125:ARG:HH11	8:CH:125:ARG:HG3	1.78	0.48
8:CH:84:ARG:HG3	8:CH:85:ARG:H	1.77	0.48
10:CJ:22:LYS:NZ	10:CJ:23:ILE:HG12	2.28	0.48

Continued on next page...

Continued from previous page...

Atom-1	Atom-2	Interatomic distance (Å)	Clash overlap (Å)
10:CJ:90:LEU:N	10:CJ:91:PRO:CD	2.76	0.48
13:CM:10:PRO:HB2	13:CM:18:ALA:CB	2.39	0.48
14:CN:47:LEU:HA	14:CN:50:LYS:CD	2.43	0.48
15:CO:74:ASP:HB3	15:CO:77:ARG:HG2	1.94	0.48
20:CT:50:GLU:HA	20:CT:100:ILE:CB	2.43	0.48
22:CW:36:A:C2'	22:CW:37:A:O5'	2.61	0.48
31:DG:113:ARG:CZ	51:D4:61:VAL:O	2.61	0.48
25:DA:9:U:O2'	25:DA:10:G:O5'	2.29	0.48
25:DA:1112:G:C2	25:DA:1113:U:C2	3.01	0.48
25:DA:1175:U:H4'	25:DA:1176:G:C2'	2.42	0.48
25:DA:1387:C:H5'	25:DA:1469:A:H4'	1.95	0.48
25:DA:1406:U:H3'	25:DA:1407:C:H6	1.78	0.48
25:DA:1578:U:O2	25:DA:1578:U:H2'	2.12	0.48
25:DA:1668:A:H5''	35:DO:5:GLN:HG2	1.95	0.48
25:DA:1778:U:H2'	25:DA:1784:A:N6	2.28	0.48
25:DA:2225:A:H1'	25:DA:2226:C:OP2	2.13	0.48
25:DA:341:G:O2'	25:DA:342:G:H5'	2.13	0.48
25:DA:289:A:C2	25:DA:353:G:N3	2.81	0.48
27:DC:64:LEU:O	27:DC:66:HIS:N	2.46	0.48
28:DD:270:ILE:C	28:DD:271:ILE:HG12	2.34	0.48
29:DE:119:ARG:HD2	29:DE:120:TRP:CD1	2.47	0.48
31:DG:132:ASN:OD1	31:DG:158:ALA:HB1	2.13	0.48
32:DH:149:ARG:HD3	32:DH:164:TYR:CD1	2.48	0.48
33:DI:95:LYS:HA	33:DI:98:ALA:CB	2.42	0.48
35:DO:1:MET:CG	35:DO:32:TYR:HB3	2.43	0.48
25:DA:2414:G:H21	36:DP:67:MET:CE	2.25	0.48
37:DQ:116:GLU:OE1	37:DQ:116:GLU:HA	2.13	0.48
37:DQ:38:GLU:HG3	37:DQ:127:ILE:HB	1.95	0.48
29:DE:110:GLY:O	38:DR:2:ARG:NE	2.46	0.48
39:DS:17:ARG:HH21	39:DS:90:GLY:N	2.10	0.48
41:DU:96:ALA:HB1	41:DU:106:PHE:HE1	1.77	0.48
41:DU:62:ILE:HD12	41:DU:76:TYR:OH	2.13	0.48
41:DU:92:ARG:N	41:DU:92:ARG:HD3	2.27	0.48
25:DA:518:G:H4'	43:DW:18:ARG:NH1	2.28	0.48
43:DW:92:ARG:NH1	43:DW:92:ARG:HG2	2.27	0.48
45:DY:68:HIS:HB3	45:DY:71:LYS:CG	2.43	0.48
46:DZ:120:ILE:HB	46:DZ:172:ALA:N	2.28	0.48
46:DZ:117:LEU:HD21	46:DZ:172:ALA:HB1	1.94	0.48
1:AA:774:G:C5	1:AA:775:A:N7	2.81	0.48
7:AG:15:ASP:CB	7:AG:20:ASP:H	2.24	0.48
11:AK:99:GLN:HA	11:AK:105:VAL:HG11	1.95	0.48

Continued on next page...

Continued from previous page...

Atom-1	Atom-2	Interatomic distance (Å)	Clash overlap (Å)
13:AM:91:ARG:HH11	19:AS:81:ARG:HH22	1.61	0.48
13:AM:93:ARG:HG3	25:BA:888:C:OP2	2.13	0.48
17:AQ:10:VAL:HG23	17:AQ:55:ASP:O	2.12	0.48
23:AV:54:G:H8	23:AV:54:G:O5'	1.97	0.48
23:AV:54:G:O2'	23:AV:55:U:O5'	2.30	0.48
22:AW:70:G:C2	22:AW:71:G:C4	3.01	0.48
22:AW:75:C:H6	22:AW:75:C:O5'	1.96	0.48
25:BA:1022:G:O2'	25:BA:1023:U:OP2	2.30	0.48
25:BA:1032:A:OP1	56:B9:8:LYS:HE3	2.13	0.48
25:BA:1657:C:H2'	25:BA:1658:C:H6	1.78	0.48
25:BA:2186:G:C6	25:BA:2187:G:C6	3.02	0.48
25:BA:309:G:O2'	25:BA:329:G:C8	2.61	0.48
25:BA:341:G:O2'	25:BA:342:G:H5'	2.13	0.48
26:BB:105:A:H2'	26:BB:106:G:O4'	2.13	0.48
26:BB:31:C:C2'	26:BB:53:A:H61	2.26	0.48
27:BC:83:ILE:HD12	27:BC:94:VAL:O	2.13	0.48
28:BD:155:LEU:N	28:BD:155:LEU:HD12	2.28	0.48
28:BD:155:LEU:N	28:BD:155:LEU:CD1	2.77	0.48
28:BD:186:HIS:HE1	28:BD:188:GLU:HG2	1.78	0.48
29:BE:119:ARG:HD2	29:BE:120:TRP:NE1	2.28	0.48
29:BE:52:LEU:HD12	29:BE:53:PRO:CD	2.41	0.48
30:BF:127:GLU:O	30:BF:129:PHE:N	2.34	0.48
31:BG:140:ILE:HG22	31:BG:140:ILE:O	2.13	0.48
32:BH:25:LYS:CD	32:BH:25:LYS:H	2.12	0.48
34:BN:107:LEU:HD12	34:BN:117:PHE:HB2	1.95	0.48
1:CA:1197:G:OP2	14:CN:2:ALA:HB2	2.13	0.48
1:CA:1288:U:H2'	1:CA:1289:U:C6	2.47	0.48
1:CA:934:U:O2'	1:CA:936:A:N7	2.36	0.48
2:CB:236:TYR:HD2	2:CB:239:VAL:HB	1.78	0.48
3:CC:139:GLN:OE1	3:CC:139:GLN:HA	2.13	0.48
3:CC:149:ALA:O	3:CC:150:LYS:HB2	2.13	0.48
7:CG:52:GLU:O	7:CG:54:THR:N	2.43	0.48
8:CH:6:ILE:C	8:CH:10:LEU:HD12	2.32	0.48
9:CI:5:TYR:OH	9:CI:16:ARG:HG2	2.14	0.48
15:CO:6:GLU:N	15:CO:6:GLU:OE2	2.44	0.48
20:CT:61:SER:O	20:CT:63:ILE:N	2.47	0.48
22:CW:66:U:H6	22:CW:66:U:O5'	1.94	0.48
1:CA:1475:U:O2'	24:CX:17:U:OP1	2.22	0.48
22:CY:35:A:C2'	22:CY:36:A:H5''	2.41	0.48
50:D3:8:LEU:HD12	50:D3:31:LEU:HA	1.94	0.48
53:D6:27:LYS:O	53:D6:29:ASN:N	2.46	0.48

Continued on next page...

Continued from previous page...

Atom-1	Atom-2	Interatomic distance (Å)	Clash overlap (Å)
54:D7:19:ARG:HG2	54:D7:19:ARG:NH1	2.25	0.48
55:D8:2:PRO:O	55:D8:3:LYS:C	2.51	0.48
25:DA:1345:C:O2'	25:DA:1346:G:H5'	2.12	0.48
25:DA:139:G:H2'	25:DA:140:G:N7	2.28	0.48
25:DA:1819:A:O2'	25:DA:1820:U:OP2	2.27	0.48
25:DA:2453:A:O2'	25:DA:2454:G:H5'	2.12	0.48
25:DA:2483:C:C5'	25:DA:2484:G:OP2	2.61	0.48
25:DA:325:G:H2'	25:DA:326:G:C8	2.48	0.48
25:DA:664:C:H4'	25:DA:941:A:P	2.53	0.48
15:CO:56:LEU:CD2	25:DA:715:G:C2	2.91	0.48
25:DA:784:A:H5'	25:DA:785:G:OP1	2.12	0.48
28:DD:125:ILE:HD12	28:DD:136:ILE:HG23	1.94	0.48
28:DD:155:LEU:N	28:DD:155:LEU:HD12	2.28	0.48
30:DF:125:LEU:HD22	30:DF:125:LEU:N	2.29	0.48
30:DF:28:ILE:O	30:DF:28:ILE:HD12	2.13	0.48
31:DG:97:ASP:O	31:DG:101:ILE:CG2	2.60	0.48
32:DH:86:GLU:N	32:DH:86:GLU:CD	2.67	0.48
33:DI:12:LEU:O	33:DI:12:LEU:HG	2.14	0.48
33:DI:69:LYS:O	33:DI:73:GLU:HB3	2.12	0.48
33:DI:88:ILE:CD1	33:DI:88:ILE:N	2.76	0.48
34:DN:32:THR:HG23	34:DN:37:LYS:HB3	1.95	0.48
36:DP:107:LYS:HG3	36:DP:107:LYS:O	2.13	0.48
39:DS:17:ARG:O	39:DS:19:LYS:N	2.46	0.48
40:DT:36:GLU:HB3	40:DT:38:ASN:HB3	1.93	0.48
45:DY:3:VAL:O	45:DY:3:VAL:HG12	2.12	0.48
1:AA:1192:U:H4'	1:AA:1193:U:OP1	2.14	0.48
1:AA:1267:A:O2'	1:AA:1269:A:OP1	2.27	0.48
1:AA:441:G:N2	1:AA:472:C:N4	2.60	0.48
1:AA:660:U:H1'	11:AK:119:CYS:SG	2.53	0.48
2:AB:137:ARG:HD3	2:AB:137:ARG:C	2.33	0.48
3:AC:18:TRP:HE3	3:AC:18:TRP:H	1.61	0.48
4:AD:56:VAL:HG12	4:AD:202:LEU:HD13	1.95	0.48
8:AH:87:SER:HB2	8:AH:93:VAL:HB	1.94	0.48
10:AJ:22:LYS:NZ	10:AJ:23:ILE:HG12	2.28	0.48
6:AF:41:GLU:OE1	18:AR:35:ARG:NH2	2.45	0.48
20:AT:53:LEU:O	20:AT:54:LYS:C	2.51	0.48
22:AW:23:A:N6	22:AW:24:G:C6	2.81	0.48
1:AA:1475:U:O2'	24:AX:17:U:OP1	2.21	0.48
22:AY:37:A:H3'	22:AY:38:A:O4'	2.13	0.48
50:B3:7:LYS:C	50:B3:54:VAL:HG13	2.33	0.48
50:B3:8:LEU:HD12	50:B3:31:LEU:HA	1.94	0.48

Continued on next page...

Continued from previous page...

Atom-1	Atom-2	Interatomic distance (Å)	Clash overlap (Å)
55:B8:2:PRO:O	55:B8:3:LYS:C	2.51	0.48
25:BA:144:C:O2'	25:BA:145:G:H5'	2.13	0.48
25:BA:1591:G:H5'	25:BA:1591:G:H8	1.78	0.48
25:BA:18:C:O3'	41:BU:23:GLY:HA2	2.12	0.48
25:BA:2127:G:H2'	25:BA:2128:C:O4'	2.13	0.48
25:BA:283:A:O2'	25:BA:284:U:OP1	2.30	0.48
25:BA:314:A:C2'	25:BA:315:G:C5'	2.90	0.48
25:BA:605:C:O2	25:BA:657:U:O2'	2.31	0.48
25:BA:953:A:C2	25:BA:954:G:C8	3.01	0.48
28:BD:24:ILE:HG13	28:BD:25:THR:N	2.25	0.48
28:BD:33:LEU:O	28:BD:35:LYS:N	2.46	0.48
28:BD:80:ALA:HB3	28:BD:94:LEU:HD13	1.95	0.48
33:BI:98:ALA:C	33:BI:100:ALA:H	2.17	0.48
33:BI:77:LEU:O	33:BI:140:LEU:HD12	2.13	0.48
33:BI:29:TYR:CE1	33:BI:33:ARG:NE	2.75	0.48
33:BI:69:LYS:O	33:BI:73:GLU:HB3	2.12	0.48
34:BN:25:ARG:CG	34:BN:25:ARG:HH11	2.27	0.48
37:BQ:27:VAL:HG23	37:BQ:137:TYR:CE1	2.45	0.48
26:BB:7:G:N2	39:BS:38:GLN:HE22	2.10	0.48
39:BS:41:ASP:OD2	39:BS:44:LYS:HB3	2.13	0.48
41:BU:95:LEU:O	41:BU:98:LEU:HG	2.13	0.48
42:BV:29:PRO:O	42:BV:61:VAL:CG2	2.57	0.48
43:BW:68:ARG:O	43:BW:110:LYS:N	2.46	0.48
43:BW:9:TYR:N	43:BW:9:TYR:HD2	2.12	0.48
1:CA:1327:A:H5''	9:CI:120:ARG:NH1	2.23	0.48
2:CB:17:PHE:N	2:CB:17:PHE:HD2	2.11	0.48
2:CB:24:TRP:CD1	2:CB:24:TRP:N	2.79	0.48
3:CC:71:ALA:HB1	3:CC:109:PRO:HG3	1.93	0.48
4:CD:25:ARG:NH1	4:CD:30:LYS:O	2.47	0.48
4:CD:57:ARG:NH1	4:CD:57:ARG:HG3	2.26	0.48
10:CJ:54:PHE:CD2	10:CJ:55:LYS:HE3	2.47	0.48
49:D2:25:VAL:O	49:D2:29:LYS:HG2	2.13	0.48
25:DA:1019:U:H3	25:DA:1142(A):A:N6	2.06	0.48
25:DA:1042:G:N3	25:DA:1042:G:H2'	2.28	0.48
25:DA:2087:G:C2'	25:DA:2088:G:H5'	2.44	0.48
25:DA:2123:G:H1'	27:DC:44:HIS:CE1	2.47	0.48
25:DA:2392:A:OP1	55:D8:32:LEU:CD2	2.62	0.48
25:DA:2845:G:C2'	25:DA:2846:G:H5'	2.43	0.48
25:DA:2863:C:H2'	25:DA:2864:G:H5'	1.95	0.48
25:DA:557:U:H2'	25:DA:558:G:C8	2.46	0.48
25:DA:843:G:O2'	25:DA:844:C:H5'	2.13	0.48

Continued on next page...

Continued from previous page...

Atom-1	Atom-2	Interatomic distance (Å)	Clash overlap (Å)
27:DC:77:ILE:HG23	27:DC:77:ILE:O	2.13	0.48
29:DE:101:ARG:HH21	29:DE:171:GLU:CB	2.25	0.48
29:DE:132:HIS:CE1	29:DE:135:HIS:NE2	2.81	0.48
34:DN:93:THR:O	34:DN:94:HIS:HB2	2.13	0.48
37:DQ:4:PRO:HD3	37:DQ:70:PRO:O	2.12	0.48
43:DW:48:ALA:O	43:DW:50:VAL:N	2.46	0.48
1:AA:324:A:C2	1:AA:327:G:C8	3.01	0.48
2:AB:165:VAL:O	2:AB:187:LEU:O	2.31	0.48
5:AE:144:THR:OG1	5:AE:146:ALA:HB3	2.14	0.48
5:AE:6:PHE:HB3	5:AE:35:GLY:O	2.12	0.48
6:AF:3:ARG:HH11	6:AF:3:ARG:HG3	1.78	0.48
6:AF:8:ILE:CG2	6:AF:9:VAL:N	2.76	0.48
9:AI:4:TYR:HD1	9:AI:4:TYR:N	2.10	0.48
11:AK:32:ILE:HD11	11:AK:68:ALA:O	2.12	0.48
14:AN:23:ARG:HD2	14:AN:28:GLY:O	2.14	0.48
10:AJ:61:GLU:OE2	14:AN:45:ARG:NH1	2.47	0.48
23:AV:28:U:O2'	23:AV:29:C:H5'	2.14	0.48
22:AY:28:G:H2'	22:AY:29:G:C8	2.48	0.48
55:B8:21:LYS:HD3	55:B8:48:PHE:CE2	2.48	0.48
55:B8:51:ALA:HA	55:B8:54:GLU:CD	2.34	0.48
25:BA:1158:C:H5'	50:B3:31:LEU:HB2	1.94	0.48
25:BA:1582:C:O2'	25:BA:1586:A:C8	2.64	0.48
25:BA:2023:G:H4'	25:BA:2617:C:O3'	2.13	0.48
25:BA:2267:A:H5''	25:BA:2268:A:H5'	1.96	0.48
25:BA:921:G:H4'	25:BA:2269:A:C5	2.47	0.48
25:BA:1999:C:H5''	25:BA:2723:C:O2'	2.12	0.48
25:BA:2873:A:N3	38:BR:6:SER:CB	2.75	0.48
25:BA:309:G:O3'	45:BY:18:GLY:HA3	2.14	0.48
27:BC:77:ILE:CB	27:BC:122:ALA:HA	2.44	0.48
28:BD:49:ILE:CD1	28:BD:52:ARG:HA	2.41	0.48
31:BG:19:LEU:HD21	31:BG:171:ALA:HB1	1.96	0.48
32:BH:86:GLU:N	32:BH:86:GLU:CD	2.67	0.48
34:BN:43:THR:O	34:BN:46:VAL:HG12	2.13	0.48
37:BQ:4:PRO:HD3	37:BQ:70:PRO:O	2.12	0.48
38:BR:106:GLY:O	38:BR:107:ASP:HB3	2.13	0.48
40:BT:132:LYS:HE3	40:BT:132:LYS:HB2	1.59	0.48
43:BW:50:VAL:CG1	43:BW:51:LEU:N	2.76	0.48
44:BX:29:TRP:CE3	44:BX:78:LYS:HB3	2.49	0.48
2:CB:126:GLU:C	2:CB:128:GLU:N	2.66	0.48
2:CB:95:GLN:HG3	2:CB:148:TYR:HA	1.94	0.48
2:CB:15:VAL:HG21	2:CB:209:ARG:NH2	2.21	0.48

Continued on next page...

Continued from previous page...

Atom-1	Atom-2	Interatomic distance (Å)	Clash overlap (Å)
2:CB:17:PHE:N	2:CB:17:PHE:CD2	2.79	0.48
2:CB:63:MET:C	2:CB:65:GLY:H	2.17	0.48
3:CC:39:ILE:C	3:CC:41:GLY:N	2.66	0.48
4:CD:33:MET:HE1	4:CD:37:PRO:HA	1.94	0.48
1:CA:565:U:OP1	15:CO:68:ARG:NH2	2.46	0.48
20:CT:53:LEU:CD1	20:CT:102:GLY:H	2.24	0.48
23:CV:51:U:C2	23:CV:52:C:C5	3.01	0.48
23:CV:49:C:C6	23:CV:60:A:H1'	2.49	0.48
22:CW:5:G:O5'	22:CW:5:G:H8	1.97	0.48
22:CW:67:C:C4	22:CW:68:C:N4	2.81	0.48
22:CY:28:G:H2'	22:CY:29:G:O4'	2.13	0.48
55:D8:50:LEU:CD1	55:D8:54:GLU:OE2	2.62	0.48
25:DA:1472:A:H2'	25:DA:1473:G:H8	1.79	0.48
25:DA:1747(A):G:O2'	25:DA:1748:G:H5''	2.13	0.48
25:DA:1812:A:H2'	25:DA:1813:G:H8	1.79	0.48
25:DA:910:A:H2'	25:DA:2264:C:O2'	2.14	0.48
25:DA:271(M):G:C2'	25:DA:271(N):U:H5''	2.34	0.48
25:DA:604:G:H2'	25:DA:605:C:C6	2.49	0.48
26:DB:31:C:C2'	26:DB:53:A:H61	2.26	0.48
27:DC:78:ALA:C	27:DC:80:GLY:H	2.17	0.48
28:DD:197:GLY:O	28:DD:198:ASN:HB3	2.14	0.48
29:DE:119:ARG:HD2	29:DE:120:TRP:NE1	2.28	0.48
32:DH:100:GLY:C	32:DH:102:ALA:H	2.15	0.48
33:DI:98:ALA:C	33:DI:100:ALA:H	2.17	0.48
34:DN:42:TRP:HA	34:DN:42:TRP:HE3	1.78	0.48
25:DA:825:C:O2	36:DP:55:ARG:HD3	2.13	0.48
38:DR:38:VAL:HB	38:DR:39:PRO:CD	2.38	0.48
39:DS:93:LYS:O	39:DS:95:HIS:N	2.47	0.48
41:DU:112:ARG:HG2	41:DU:112:ARG:HH11	1.78	0.48
41:DU:97:ASP:OD2	41:DU:101:ARG:NH2	2.31	0.48
42:DV:4:ILE:CG2	42:DV:39:LEU:HD23	2.43	0.48
43:DW:51:LEU:HD13	43:DW:52:GLU:N	2.28	0.48
46:DZ:28:MET:O	46:DZ:33:LEU:HG	2.13	0.48
1:AA:1155:G:H2'	1:AA:1156:G:C8	2.49	0.48
1:AA:1323:C:O2'	9:AI:124:GLN:HA	2.14	0.48
1:AA:562:G:C6	1:AA:563:U:C4	3.01	0.48
1:AA:587:G:C5	1:AA:588:U:C5	3.02	0.48
1:AA:804:G:H2'	1:AA:805:C:H6	1.79	0.48
2:AB:126:GLU:C	2:AB:128:GLU:N	2.66	0.48
2:AB:16:HIS:HA	2:AB:210:SER:OG	2.14	0.48
5:AE:101:ILE:HD11	5:AE:119:LEU:HA	1.95	0.48

Continued on next page...

Continued from previous page...

Atom-1	Atom-2	Interatomic distance (Å)	Clash overlap (Å)
7:AG:75:VAL:HG23	7:AG:75:VAL:O	2.14	0.48
10:AJ:83:GLU:O	10:AJ:85:LEU:N	2.47	0.48
20:AT:16:HIS:O	20:AT:19:SER:HB3	2.13	0.48
23:AV:17:C:H3'	23:AV:18:U:H5''	1.95	0.48
23:AV:33:C:C2'	23:AV:34:U:H5'	2.43	0.48
48:B1:57:GLU:O	48:B1:57:GLU:HG2	2.13	0.48
48:B1:69:LYS:HA	48:B1:72:GLU:HB2	1.95	0.48
25:BA:1112:G:C2	25:BA:1113:U:C2	3.01	0.48
25:BA:1233:C:O2'	25:BA:1234:U:H5'	2.13	0.48
25:BA:1494:A:O2'	25:BA:1495:A:H5''	2.14	0.48
25:BA:2159:G:N2	25:BA:2160:G:H1'	2.29	0.48
25:BA:2208:A:H1'	25:BA:2219:G:C4	2.48	0.48
25:BA:236:C:H2'	25:BA:237:C:H6	1.78	0.48
25:BA:2485:G:H5''	37:BQ:46:GLN:HE21	1.79	0.48
25:BA:2831:G:O4'	25:BA:2883:A:C2	2.67	0.48
25:BA:869:G:O2'	37:BQ:8:LYS:HG3	2.13	0.48
25:BA:915:C:O2'	25:BA:916:G:H5'	2.13	0.48
27:BC:82:LYS:NZ	27:BC:149:ILE:HA	2.29	0.48
27:BC:182:PRO:O	27:BC:183:GLU:CB	2.61	0.48
29:BE:19:ARG:O	29:BE:19:ARG:HG3	2.14	0.48
31:BG:64:THR:CG2	31:BG:65:GLY:H	2.26	0.48
33:BI:15:VAL:O	33:BI:17:GLN:N	2.47	0.48
34:BN:32:THR:HG23	34:BN:37:LYS:HB3	1.95	0.48
36:BP:41:ARG:CZ	36:BP:45:LEU:HD12	2.43	0.48
36:BP:50:ARG:NH2	36:BP:50:ARG:HG2	2.27	0.48
36:BP:83:VAL:HG13	36:BP:114:ILE:HA	1.96	0.48
41:BU:27:LEU:O	41:BU:34:LYS:HB2	2.14	0.48
44:BX:66:LEU:HD23	44:BX:66:LEU:C	2.34	0.48
45:BY:28:LYS:NZ	45:BY:28:LYS:N	2.60	0.48
45:BY:84:ARG:HH12	45:BY:97:ARG:HD2	1.78	0.48
46:BZ:28:MET:O	46:BZ:33:LEU:HG	2.13	0.48
1:CA:982:A:C5	1:CA:1019:C:N3	2.82	0.48
1:CA:1370:C:H2'	1:CA:1371:C:C6	2.48	0.48
1:CA:905:G:C2	1:CA:1372:U:O2	2.67	0.48
2:CB:80:ILE:C	2:CB:82:ARG:N	2.67	0.48
3:CC:127:ARG:HD2	3:CC:127:ARG:N	2.28	0.48
6:CF:3:ARG:HH11	6:CF:3:ARG:HG3	1.78	0.48
8:CH:103:VAL:HG12	8:CH:108:GLY:HA3	1.95	0.48
8:CH:87:SER:HB2	8:CH:93:VAL:HB	1.95	0.48
10:CJ:79:ARG:HH11	10:CJ:79:ARG:N	2.12	0.48
16:CP:55:ARG:O	16:CP:58:TYR:N	2.46	0.48

Continued on next page...

Continued from previous page...

Atom-1	Atom-2	Interatomic distance (Å)	Clash overlap (Å)
17:CQ:45:HIS:CG	17:CQ:65:ILE:HD13	2.49	0.48
20:CT:94:ALA:O	20:CT:95:ALA:HB3	2.12	0.48
52:D5:20:ARG:HA	52:D5:23:HIS:HD1	1.78	0.48
54:D7:43:THR:HG23	54:D7:44:PRO:CD	2.43	0.48
25:DA:1032:A:O3'	56:D9:16:VAL:HG11	2.14	0.48
25:DA:103:A:C2'	25:DA:104:U:H5''	2.39	0.48
25:DA:1331:A:O2'	25:DA:1332:G:H8	1.97	0.48
25:DA:2262:U:O2'	25:DA:2263:C:H5''	2.13	0.48
25:DA:911:A:C2	25:DA:2277:G:N3	2.81	0.48
25:DA:2310:A:O2'	25:DA:2311:A:H5''	2.13	0.48
25:DA:2522:U:C2'	25:DA:2523:G:H5''	2.43	0.48
25:DA:2801:A:H1'	25:DA:2801(A):A:N7	2.29	0.48
25:DA:2892:A:H2'	25:DA:2893:G:C4'	2.40	0.48
25:DA:541:C:H2'	25:DA:542:C:C5'	2.42	0.48
25:DA:554:U:O2'	25:DA:555:U:H5'	2.14	0.48
25:DA:614(C):A:O2'	25:DA:615:G:C4'	2.60	0.48
25:DA:613:G:N1	25:DA:614:U:C5	2.82	0.48
26:DB:107:G:C4	26:DB:108:U:C6	3.02	0.48
26:DB:13:A:N7	26:DB:70:C:H4'	2.28	0.48
28:DD:155:LEU:CD1	28:DD:155:LEU:N	2.77	0.48
28:DD:75:ILE:HD13	28:DD:99:ASP:OD1	2.13	0.48
30:DF:155:LEU:CD2	30:DF:186:ILE:HD13	2.42	0.48
30:DF:46:ARG:HG3	30:DF:46:ARG:NH1	2.23	0.48
32:DH:130:ARG:HH11	32:DH:132:ARG:NH2	2.12	0.48
32:DH:26:VAL:O	32:DH:32:GLU:HA	2.12	0.48
33:DI:110:ASP:O	33:DI:114:LEU:HD21	2.13	0.48
25:DA:271(P):C:C5'	33:DI:46:ALA:HB2	2.44	0.48
25:DA:1245:G:OP1	36:DP:16:ARG:NE	2.46	0.48
36:DP:41:ARG:CZ	36:DP:45:LEU:HD12	2.43	0.48
37:DQ:34:LEU:CD1	37:DQ:129:THR:HB	2.43	0.48
25:DA:1275:A:C8	38:DR:16:HIS:CD2	3.02	0.48
38:DR:63:ARG:O	38:DR:67:LEU:HB2	2.14	0.48
40:DT:95:ARG:HD2	40:DT:95:ARG:HA	1.52	0.48
25:DA:1188:U:C5'	42:DV:79:VAL:HG22	2.43	0.48
44:DX:66:LEU:C	44:DX:66:LEU:HD23	2.34	0.48
45:DY:54:LYS:CE	45:DY:55:TYR:CE2	2.83	0.48
1:AA:1007:C:H4'	1:AA:1015:G:H22	1.79	0.48
1:AA:1153:C:H2'	1:AA:1154:G:H8	1.78	0.48
1:AA:484:C:H2'	1:AA:485:G:H8	1.79	0.48
1:AA:672:C:H2'	1:AA:673:G:O4'	2.12	0.48
2:AB:168:THR:HA	2:AB:171:ALA:HB2	1.96	0.48

Continued on next page...

Continued from previous page...

Atom-1	Atom-2	Interatomic distance (Å)	Clash overlap (Å)
2:AB:35:GLU:HG2	2:AB:35:GLU:O	2.14	0.48
2:AB:55:PHE:HA	2:AB:58:ILE:HB	1.96	0.48
4:AD:128:VAL:O	4:AD:129:ASN:C	2.50	0.48
13:AM:9:ILE:N	13:AM:9:ILE:HD12	2.29	0.48
16:AP:14:ASN:N	16:AP:15:PRO:CD	2.75	0.48
22:AW:14:A:C6	22:AW:15:G:C1'	2.92	0.48
52:B5:20:ARG:HA	52:B5:23:HIS:HD1	1.78	0.48
25:BA:125:G:N2	54:B7:48:LYS:HD2	2.29	0.48
25:BA:102:G:OP1	25:BA:102:G:C4'	2.62	0.48
25:BA:1652:A:N6	25:BA:1653:G:N1	2.62	0.48
25:BA:2087:G:C2'	25:BA:2088:G:H5'	2.44	0.48
25:BA:2164:C:H3'	25:BA:2165:G:H8	1.78	0.48
25:BA:2302:G:C5	25:BA:2315:G:N1	2.82	0.48
25:BA:2474:C:H2'	25:BA:2474:C:O2	2.14	0.48
25:BA:2484:G:O2'	37:BQ:124:LYS:O	2.31	0.48
25:BA:2505:G:O2'	25:BA:2506:U:H5'	2.14	0.48
25:BA:407:G:H2'	25:BA:408:G:C8	2.48	0.48
25:BA:440:G:H2'	25:BA:441:U:C6	2.48	0.48
25:BA:849:A:H8	25:BA:849:A:O5'	1.96	0.48
25:BA:852:G:H2'	25:BA:853:G:C8	2.49	0.48
25:BA:855:G:C6	25:BA:856:C:N4	2.82	0.48
26:BB:10:C:H42	26:BB:111:G:H1	1.60	0.48
26:BB:45:A:H2'	26:BB:46:A:H5'	1.96	0.48
28:BD:118:VAL:HG22	28:BD:119:ALA:N	2.29	0.48
28:BD:183:ARG:HG2	28:BD:183:ARG:HH11	1.78	0.48
28:BD:197:GLY:O	28:BD:198:ASN:HB3	2.14	0.48
28:BD:24:ILE:O	28:BD:25:THR:O	2.31	0.48
29:BE:181:LEU:HD21	40:BT:7:ILE:HG23	1.94	0.48
29:BE:197:ILE:O	29:BE:197:ILE:HG13	2.14	0.48
26:BB:56:G:C5'	31:BG:27:ASN:CG	2.82	0.48
32:BH:130:ARG:HH11	32:BH:132:ARG:NH2	2.12	0.48
32:BH:89:ILE:HD13	32:BH:94:TYR:HB3	1.96	0.48
36:BP:108:LYS:N	36:BP:108:LYS:HD2	2.28	0.48
36:BP:21:ARG:CD	36:BP:29:LYS:HE3	2.35	0.48
41:BU:110:VAL:O	41:BU:113:ALA:HB3	2.13	0.48
25:BA:18:C:H5''	41:BU:24:TYR:O	2.12	0.48
42:BV:2:PHE:HD1	42:BV:13:ARG:NH1	2.11	0.48
42:BV:39:LEU:HD11	42:BV:51:VAL:CG2	2.43	0.48
45:BY:8:LYS:CE	45:BY:72:VAL:HG23	2.44	0.48
46:BZ:151:HIS:HB2	46:BZ:168:GLU:O	2.12	0.48
1:CA:515:A:H2	1:CA:1188:G:O4'	1.96	0.48

Continued on next page...

Continued from previous page...

Atom-1	Atom-2	Interatomic distance (Å)	Clash overlap (Å)
1:CA:523:G:H2'	1:CA:524:G:O4'	2.13	0.48
1:CA:589:G:H5''	1:CA:590:A:H5'	1.95	0.48
1:CA:919:G:H21	9:CI:124:GLN:NE2	2.10	0.48
2:CB:217:ARG:HA	2:CB:220:ASP:OD2	2.13	0.48
1:CA:542:A:OP1	5:CE:126:ARG:NH2	2.46	0.48
8:CH:63:LEU:HB3	8:CH:65:TYR:CE1	2.49	0.48
8:CH:86:ILE:O	8:CH:87:SER:C	2.50	0.48
10:CJ:85:LEU:C	10:CJ:87:THR:N	2.67	0.48
12:CL:24:VAL:HG21	12:CL:97:ARG:O	2.14	0.48
17:CQ:27:PHE:CZ	17:CQ:36:ILE:HD11	2.49	0.48
25:DA:1129:A:C4'	25:DA:2516:G:H4'	2.44	0.48
25:DA:144:C:O2'	25:DA:145:G:H5'	2.13	0.48
25:DA:1697:G:H3'	25:DA:1698:A:C5'	2.31	0.48
25:DA:1751:C:H2'	25:DA:1752:C:H6	1.79	0.48
25:DA:2104:G:H5'	25:DA:2104:G:N3	2.28	0.48
25:DA:2299:G:C6	25:DA:2318:G:H8	2.30	0.48
25:DA:2472:G:H3'	25:DA:2475:C:N4	2.29	0.48
25:DA:2823:A:OP1	29:DE:113:PHE:HB2	2.13	0.48
25:DA:2849:U:H1'	25:DA:2866:U:H6	1.79	0.48
25:DA:440:G:H2'	25:DA:441:U:C6	2.48	0.48
25:DA:605:C:O2	25:DA:657:U:O2'	2.31	0.48
25:DA:89:G:H3'	25:DA:90:U:H5''	1.96	0.48
28:DD:24:ILE:HG13	28:DD:25:THR:N	2.25	0.48
28:DD:33:LEU:O	28:DD:35:LYS:N	2.46	0.48
29:DE:119:ARG:HG2	29:DE:160:TYR:HB2	1.96	0.48
30:DF:46:ARG:CG	30:DF:46:ARG:NH1	2.77	0.48
30:DF:63:LYS:NZ	30:DF:67:GLN:HB3	2.28	0.48
33:DI:15:VAL:O	33:DI:17:GLN:N	2.47	0.48
34:DN:1:MET:C	34:DN:2:LYS:HD2	2.34	0.48
25:DA:811:U:OP1	36:DP:30:THR:HG22	2.14	0.48
38:DR:106:GLY:O	38:DR:107:ASP:HB3	2.13	0.48
25:DA:1453:U:O4	38:DR:67:LEU:HD21	2.13	0.48
41:DU:90:VAL:HG21	42:DV:47:VAL:HG21	1.96	0.48
45:DY:8:LYS:CE	45:DY:72:VAL:HG23	2.43	0.48
45:DY:96:ILE:CG1	45:DY:99:CYS:HB2	2.44	0.48
46:DZ:166:SER:HB2	46:DZ:168:GLU:HB2	1.96	0.48
1:AA:523:G:C6	1:AA:524:G:C5	3.02	0.48
1:AA:913:C:H2'	1:AA:914:A:O4'	2.13	0.48
1:AA:95:G:H2'	1:AA:96:C:H6	1.78	0.48
3:AC:71:ALA:HB1	3:AC:109:PRO:HG3	1.95	0.48
4:AD:12:CYS:SG	4:AD:19:LEU:O	2.72	0.48

Continued on next page...

Continued from previous page...

Atom-1	Atom-2	Interatomic distance (Å)	Clash overlap (Å)
5:AE:90:VAL:HG21	5:AE:121:LYS:HB3	1.96	0.48
5:AE:20:GLN:O	5:AE:23:GLY:O	2.32	0.48
6:AF:82:ARG:HB3	6:AF:82:ARG:NH1	2.27	0.48
10:AJ:28:ARG:NH2	10:AJ:34:VAL:O	2.46	0.48
10:AJ:85:LEU:C	10:AJ:87:THR:H	2.15	0.48
12:AL:101:VAL:HG12	12:AL:104:VAL:CG2	2.44	0.48
13:AM:111:LYS:O	13:AM:113:PRO:HD2	2.13	0.48
1:AA:722:C:O2'	15:AO:42:HIS:ND1	2.41	0.48
47:B0:26:TYR:H	47:B0:29:GLN:NE2	2.11	0.48
25:BA:1232:G:H2'	25:BA:1233:C:H6	1.79	0.48
25:BA:1238:G:H2'	25:BA:1239:G:H8	1.77	0.48
25:BA:1387:C:H5'	25:BA:1469:A:H4'	1.95	0.48
25:BA:1332:G:N2	25:BA:1609:A:O2'	2.47	0.48
25:BA:1812:A:H2'	25:BA:1813:G:H8	1.79	0.48
25:BA:2472:G:H3'	25:BA:2475:C:N4	2.29	0.48
25:BA:271(D):G:O2'	25:BA:271(E):U:H5'	2.14	0.48
25:BA:2778:A:C4'	25:BA:2779:U:OP2	2.55	0.48
25:BA:2789:C:N3	25:BA:2894:G:O6	2.47	0.48
25:BA:610:G:H2'	25:BA:611:C:C6	2.48	0.48
25:BA:631:A:H2'	25:BA:632:A:O4'	2.13	0.48
25:BA:843:G:O2'	25:BA:844:C:H5'	2.14	0.48
25:BA:879:G:C2	25:BA:899:A:H1'	2.49	0.48
26:BB:69:G:C2	26:BB:70:C:C2	3.01	0.48
30:BF:127:GLU:HB2	30:BF:196:LEU:HG	1.94	0.48
30:BF:65:TRP:CH2	30:BF:75:HIS:HD2	2.32	0.48
33:BI:12:LEU:HG	33:BI:12:LEU:O	2.13	0.48
33:BI:68:LEU:HD21	33:BI:130:TYR:CD2	2.49	0.48
35:BO:77:ILE:HD12	40:BT:73:GLU:O	2.13	0.48
36:BP:32:THR:CG2	36:BP:37:GLY:HA2	2.43	0.48
38:BR:109:ALA:O	38:BR:111:LEU:HD22	2.13	0.48
39:BS:65:VAL:O	39:BS:69:VAL:HG12	2.14	0.48
40:BT:62:THR:HG22	40:BT:75:ILE:HG22	1.96	0.48
1:CA:309:C:O2'	1:CA:310:A:H5'	2.13	0.48
1:CA:750:A:H2'	1:CA:751:A:O4'	2.13	0.48
2:CB:134:GLU:HA	2:CB:137:ARG:CB	2.42	0.48
2:CB:238:LEU:O	2:CB:240:GLN:N	2.47	0.48
3:CC:188:LEU:HB3	3:CC:189:ALA:H	1.55	0.48
3:CC:18:TRP:HE3	3:CC:18:TRP:H	1.60	0.48
5:CE:144:THR:C	5:CE:146:ALA:N	2.67	0.48
7:CG:5:ARG:C	7:CG:7:ALA:H	2.16	0.48
1:CA:626:C:H5'	8:CH:31:PHE:CD1	2.48	0.48

Continued on next page...

Continued from previous page...

Atom-1	Atom-2	Interatomic distance (Å)	Clash overlap (Å)
8:CH:5:PRO:HB3	8:CH:32:LYS:NZ	2.29	0.48
9:CI:17:VAL:HG22	9:CI:63:ILE:CD1	2.43	0.48
10:CJ:63:PHE:HA	14:CN:59:ALA:HB2	1.95	0.48
21:CU:2:GLY:C	21:CU:4:GLY:H	2.17	0.48
22:CW:2:C:OP2	22:CW:2:C:C6	2.66	0.48
49:D2:63:VAL:O	49:D2:66:GLU:CG	2.62	0.48
54:D7:16:HIS:HA	54:D7:21:ARG:HH12	1.79	0.48
54:D7:41:ARG:NH1	54:D7:41:ARG:HB2	2.28	0.48
25:DA:1311:G:C4	54:D7:47:ARG:NH2	2.82	0.48
25:DA:125:G:H21	54:D7:48:LYS:CD	2.26	0.48
25:DA:464:U:C4'	54:D7:5:TRP:CZ3	2.96	0.48
25:DA:1657:C:H2'	25:DA:1658:C:H6	1.78	0.48
25:DA:2474:C:O2	25:DA:2474:C:H2'	2.14	0.48
25:DA:2590:A:O2'	25:DA:2591:C:H5'	2.14	0.48
25:DA:302:C:H2'	25:DA:303:U:C6	2.49	0.48
25:DA:365:C:C5'	25:DA:365:C:H6	2.19	0.48
25:DA:610:G:H2'	25:DA:611:C:C6	2.48	0.48
25:DA:624:C:O2'	25:DA:625:G:H5'	2.14	0.48
25:DA:866:A:N1	25:DA:914:C:C6	2.82	0.48
25:DA:879:G:N2	25:DA:899:A:H1'	2.28	0.48
25:DA:950:G:H2'	25:DA:951:C:C6	2.49	0.48
26:DB:105:A:H2'	26:DB:106:G:O4'	2.14	0.48
25:DA:2810:A:H1'	29:DE:61:ARG:HH12	1.78	0.48
31:DG:19:LEU:HD21	31:DG:171:ALA:HB1	1.96	0.48
32:DH:89:ILE:HD13	32:DH:94:TYR:HB3	1.96	0.48
33:DI:68:LEU:O	33:DI:68:LEU:HD23	2.13	0.48
25:DA:954:G:H4'	37:DQ:13:GLN:HE21	1.77	0.48
38:DR:27:SER:HB3	38:DR:34:ILE:HD11	1.95	0.48
41:DU:115:ALA:C	41:DU:117:GLN:H	2.16	0.48
41:DU:27:LEU:O	41:DU:34:LYS:HB2	2.14	0.48
42:DV:39:LEU:O	42:DV:40:LEU:HB2	2.14	0.48
43:DW:55:ALA:HA	43:DW:107:LEU:CD2	2.44	0.48
46:DZ:155:LEU:O	46:DZ:157:LEU:HD12	2.13	0.48
1:AA:1118:U:H5''	1:AA:1119:C:C5	2.48	0.48
1:AA:1145:C:H2'	1:AA:1146:G:C8	2.48	0.48
1:AA:1341:A:H8	1:AA:1341:A:OP1	1.96	0.48
1:AA:441:G:H2'	1:AA:469:G:N2	2.28	0.48
2:AB:187:LEU:HD11	2:AB:204:ASN:O	2.14	0.48
5:AE:78:HIS:HD2	8:AH:104:ARG:CZ	2.26	0.48
8:AH:120:THR:OG1	8:AH:123:GLU:HG3	2.13	0.48
9:AI:104:ARG:CG	9:AI:106:ALA:N	2.68	0.48

Continued on next page...

Continued from previous page...

Atom-1	Atom-2	Interatomic distance (Å)	Clash overlap (Å)
10:AJ:13:HIS:O	10:AJ:17:ASP:HB2	2.13	0.48
10:AJ:97:GLU:O	10:AJ:98:ILE:HD12	2.14	0.48
11:AK:46:GLY:HA2	11:AK:50:TYR:O	2.13	0.48
12:AL:22:SER:C	12:AL:24:VAL:H	2.17	0.48
17:AQ:27:PHE:CZ	17:AQ:36:ILE:HD11	2.49	0.48
20:AT:33:ILE:HD13	20:AT:62:LEU:HB2	1.95	0.48
22:AW:51:U:C2	22:AW:52:G:N7	2.81	0.48
47:B0:54:GLY:O	47:B0:56:ASP:N	2.47	0.48
25:BA:1129:A:C4'	25:BA:2516:G:H4'	2.43	0.48
25:BA:1176:G:O2'	25:BA:1177:A:H5'	2.13	0.48
25:BA:1266:G:OP2	52:B5:19:ARG:NH1	2.47	0.48
25:BA:1647:G:OP2	25:BA:1647:G:C3'	2.61	0.48
25:BA:1270:C:O2'	25:BA:1648:C:OP2	2.30	0.48
25:BA:1986:A:H3'	25:BA:1987:G:H5''	1.94	0.48
25:BA:2189:U:H2'	25:BA:2190:G:H5''	1.95	0.48
25:BA:2225:A:H1'	25:BA:2226:C:OP2	2.13	0.48
25:BA:2810:A:H2'	25:BA:2811:G:O4'	2.14	0.48
25:BA:302:C:H2'	25:BA:303:U:C6	2.49	0.48
25:BA:534:U:H5'	41:BU:42:ALA:HB1	1.96	0.48
26:BB:87:G:C2'	26:BB:88:C:H5''	2.44	0.48
31:BG:43:LEU:CB	31:BG:88:ILE:HG12	2.39	0.48
32:BH:41:MET:HG2	32:BH:52:VAL:HG12	1.95	0.48
32:BH:88:LEU:HD22	32:BH:88:LEU:N	2.29	0.48
34:BN:99:LEU:HD12	34:BN:122:VAL:HG21	1.95	0.48
36:BP:148:LEU:O	36:BP:149:GLU:HB2	2.13	0.48
37:BQ:109:VAL:CG1	37:BQ:110:THR:N	2.75	0.48
45:BY:96:ILE:CG1	45:BY:99:CYS:HB2	2.44	0.48
1:CA:119:G:H5'	1:CA:616:G:N2	2.28	0.48
1:CA:1267:A:H5''	21:CU:25:LYS:HZ3	1.78	0.48
1:CA:625:A:N3	8:CH:113:SER:OG	2.32	0.48
1:CA:977:U:H2'	1:CA:978:A:H8	1.76	0.48
1:CA:977:U:N3	1:CA:1024:G:N2	2.61	0.48
4:CD:146:ILE:HD12	4:CD:146:ILE:H	1.78	0.48
4:CD:30:LYS:HA	4:CD:35:ARG:HD2	1.96	0.48
4:CD:79:PHE:CD2	4:CD:79:PHE:C	2.87	0.48
5:CE:76:ILE:HG13	5:CE:77:PRO:HD2	1.96	0.48
8:CH:119:LEU:HD12	8:CH:124:ALA:HA	1.96	0.48
11:CK:12:ARG:HH21	11:CK:14:VAL:CG1	2.25	0.48
12:CL:111:LYS:O	12:CL:112:ASP:HB2	2.13	0.48
12:CL:79:GLU:O	12:CL:79:GLU:HG2	2.12	0.48
16:CP:6:LEU:HB3	16:CP:17:TYR:CD2	2.48	0.48

Continued on next page...

Continued from previous page...

Atom-1	Atom-2	Interatomic distance (Å)	Clash overlap (Å)
1:CA:458:G:OP2	16:CP:75:ARG:NH1	2.47	0.48
20:CT:26:ASN:CB	20:CT:71:THR:CB	2.89	0.48
23:CV:41:C:C2'	23:CV:42:C:H5'	2.44	0.48
22:CW:38:A:O5'	22:CW:38:A:H8	1.97	0.48
22:CW:69:G:C3'	22:CW:70:G:H5''	2.44	0.48
22:CY:27:G:C8	22:CY:28:G:N7	2.81	0.48
47:D0:10:THR:HG22	47:D0:12:ASN:HB2	1.96	0.48
25:DA:125:G:N2	54:D7:48:LYS:HD2	2.27	0.48
25:DA:1310:G:OP2	54:D7:9:ARG:NH1	2.47	0.48
25:DA:1176:G:O2'	25:DA:1177:A:H5'	2.13	0.48
25:DA:1301:A:O2'	25:DA:1302:A:C2'	2.52	0.48
25:DA:1344:G:C2	25:DA:1385:G:C8	3.02	0.48
25:DA:1518:U:H2'	25:DA:1519:G:O4'	2.14	0.48
25:DA:1332:G:N2	25:DA:1609:A:O2'	2.47	0.48
25:DA:2189:U:H2'	25:DA:2190:G:H5''	1.95	0.48
25:DA:2341:G:H2'	25:DA:2342:C:C6	2.49	0.48
25:DA:236:C:H2'	25:DA:237:C:H6	1.78	0.48
25:DA:2600:A:H2'	25:DA:2601:C:C6	2.48	0.48
25:DA:407:G:H2'	25:DA:408:G:C8	2.48	0.48
25:DA:539:G:H2'	25:DA:540:C:C6	2.47	0.48
25:DA:696:G:O2'	25:DA:697:C:H5'	2.14	0.48
25:DA:709:U:H2'	25:DA:710:G:H8	1.78	0.48
26:DB:10:C:H42	26:DB:111:G:H1	1.60	0.48
26:DB:83:G:C2	26:DB:84:C:C2	3.02	0.48
29:DE:101:ARG:HE	29:DE:101:ARG:HA	1.79	0.48
29:DE:173:VAL:O	29:DE:174:ASP:C	2.52	0.48
30:DF:52:LYS:O	30:DF:88:VAL:HG12	2.14	0.48
32:DH:84:SER:O	32:DH:85:LYS:CB	2.62	0.48
33:DI:68:LEU:HD21	33:DI:130:TYR:CD2	2.49	0.48
36:DP:108:LYS:HD2	36:DP:108:LYS:N	2.28	0.48
36:DP:98:GLU:HG3	36:DP:99:LEU:N	2.28	0.48
40:DT:24:PRO:HA	40:DT:49:VAL:HG22	1.96	0.48
41:DU:69:CYS:CB	41:DU:79:PHE:CD1	2.96	0.48
42:DV:2:PHE:HD1	42:DV:13:ARG:NH1	2.11	0.48
42:DV:79:VAL:O	42:DV:80:GLN:HB2	2.13	0.48
45:DY:26:LYS:O	45:DY:28:LYS:HE3	2.13	0.48
45:DY:54:LYS:CB	45:DY:55:TYR:CE2	2.94	0.48
46:DZ:102:LEU:HB2	46:DZ:122:ARG:O	2.14	0.48
1:AA:1157:A:H2'	1:AA:1158:G:C8	2.49	0.48
1:AA:1268:A:H2'	1:AA:1269:A:C8	2.48	0.48
1:AA:659:A:H2'	1:AA:660:U:C6	2.49	0.48

Continued on next page...

Continued from previous page...

Atom-1	Atom-2	Interatomic distance (Å)	Clash overlap (Å)
2:AB:140:HIS:O	2:AB:143:GLU:HB2	2.13	0.48
2:AB:24:TRP:N	2:AB:24:TRP:CD1	2.80	0.48
3:AC:3:ASN:CG	3:AC:4:LYS:N	2.67	0.48
5:AE:11:ILE:HD12	5:AE:31:LEU:HD12	1.95	0.48
11:AK:124:LYS:HB3	11:AK:125:PHE:CD1	2.49	0.48
13:AM:8:GLU:OE2	13:AM:22:ILE:HA	2.13	0.48
14:AN:22:THR:O	14:AN:23:ARG:HB2	2.14	0.48
1:AA:568:G:OP1	17:AQ:37:LYS:HE2	2.13	0.48
22:AY:28:G:N2	22:AY:42:C:N4	2.56	0.48
53:B6:47:THR:HB	53:B6:49:HIS:HE1	1.66	0.48
25:BA:1042:G:N3	25:BA:1042:G:H2'	2.28	0.48
25:BA:1747(A):G:O2'	25:BA:1748:G:H5''	2.13	0.48
25:BA:528:A:C2	25:BA:2043:C:H5'	2.47	0.48
25:BA:2262:U:O2'	25:BA:2263:C:H5''	2.12	0.48
25:BA:2584:U:H3'	25:BA:2584:U:H6	1.79	0.48
25:BA:2790:A:C2'	25:BA:2790:A:N3	2.77	0.48
25:BA:2831:G:H1'	25:BA:2883:A:H2'	1.95	0.48
25:BA:2849:U:H1'	25:BA:2866:U:H6	1.79	0.48
25:BA:301:G:OP1	25:BA:301:G:H4'	2.13	0.48
25:BA:952:G:C4	25:BA:953:A:C8	3.01	0.48
28:BD:68:LYS:HB2	28:BD:70:TRP:CZ2	2.49	0.48
30:BF:124:LEU:HG	30:BF:126:VAL:CG1	2.44	0.48
31:BG:27:ASN:O	31:BG:29:TRP:N	2.43	0.48
36:BP:98:GLU:HG3	36:BP:99:LEU:N	2.28	0.48
39:BS:17:ARG:O	39:BS:19:LYS:N	2.47	0.48
39:BS:93:LYS:O	39:BS:95:HIS:N	2.47	0.48
40:BT:102:ILE:HG22	40:BT:110:ILE:HG12	1.95	0.48
42:BV:46:VAL:CG2	42:BV:47:VAL:H	2.22	0.48
43:BW:8:ARG:HA	43:BW:102:HIS:CD2	2.48	0.48
45:BY:2:ARG:O	45:BY:3:VAL:HB	2.14	0.48
46:BZ:10:ARG:HB2	46:BZ:38:TYR:HD2	1.79	0.48
46:BZ:91:LEU:N	46:BZ:91:LEU:HD12	2.29	0.48
1:CA:1036:C:O2'	1:CA:1037:A:O5'	2.30	0.48
1:CA:468:G:H5'	1:CA:470:U:O4'	2.14	0.48
2:CB:109:SER:C	2:CB:111:ARG:H	2.17	0.48
2:CB:171:ALA:HA	2:CB:174:VAL:CG2	2.43	0.48
2:CB:221:LEU:HD22	2:CB:221:LEU:N	2.27	0.48
2:CB:36:ARG:H	2:CB:41:ILE:HD13	1.79	0.48
7:CG:76:ARG:NH1	7:CG:76:ARG:HG2	2.26	0.48
9:CI:96:LEU:HG	9:CI:102:LEU:HB2	1.95	0.48
10:CJ:49:VAL:HG21	14:CN:41:ARG:O	2.14	0.48

Continued on next page...

Continued from previous page...

Atom-1	Atom-2	Interatomic distance (Å)	Clash overlap (Å)
19:CS:39:THR:CG2	19:CS:40:ILE:N	2.77	0.48
47:D0:54:GLY:O	47:D0:56:ASP:N	2.47	0.48
53:D6:26:ASN:O	53:D6:27:LYS:HG2	2.14	0.48
55:D8:49:VAL:HG23	55:D8:53:PRO:HB3	1.95	0.48
25:DA:1131:G:OP1	34:DN:80:GLY:N	2.33	0.48
25:DA:1386:C:H2'	25:DA:1387:C:C6	2.48	0.48
25:DA:2023:G:H4'	25:DA:2617:C:O3'	2.13	0.48
25:DA:2127:G:H2'	25:DA:2128:C:O4'	2.13	0.48
25:DA:860:U:C2	25:DA:2268:A:C8	3.01	0.48
25:DA:2288:A:C2	25:DA:2325:G:C8	3.02	0.48
25:DA:2810:A:H2'	25:DA:2811:G:O4'	2.14	0.48
25:DA:2831:G:H1'	25:DA:2883:A:H2'	1.95	0.48
25:DA:814:C:H2'	25:DA:815:C:H6	1.78	0.48
25:DA:915:C:O2'	25:DA:916:G:H5'	2.13	0.48
26:DB:45:A:H2'	26:DB:46:A:H5'	1.96	0.48
28:DD:24:ILE:O	28:DD:25:THR:O	2.31	0.48
30:DF:133:ASN:O	30:DF:135:LYS:N	2.46	0.48
31:DG:47:LYS:N	31:DG:51:ARG:HG3	2.29	0.48
33:DI:120:ILE:HD13	33:DI:126:TYR:CE1	2.48	0.48
33:DI:41:GLU:O	33:DI:45:LYS:HG2	2.14	0.48
39:DS:95:HIS:CG	39:DS:96:GLY:N	2.82	0.48
42:DV:2:PHE:HB3	42:DV:42:GLY:N	2.29	0.48
42:DV:5:VAL:HG12	42:DV:14:VAL:HG13	1.95	0.48
46:DZ:91:LEU:N	46:DZ:91:LEU:HD12	2.29	0.48
1:AA:1221:U:H3	7:AG:30:ILE:HG22	1.78	0.48
1:AA:494:C:C2	1:AA:495:U:C5	3.01	0.48
1:AA:648:A:C8	1:AA:716:A:C2	3.02	0.48
1:AA:930:G:C5'	1:AA:942:A:H61	2.27	0.48
2:AB:54:THR:HG21	2:AB:201:ILE:HD11	1.95	0.48
4:AD:107:ARG:HB3	4:AD:174:LEU:HD11	1.95	0.48
1:AA:525:G:H5'	4:AD:41:GLY:CA	2.44	0.48
5:AE:136:MET:C	5:AE:138:ALA:N	2.67	0.48
5:AE:64:ARG:HE	5:AE:64:ARG:HA	1.79	0.48
6:AF:19:LEU:O	6:AF:23:LYS:HG3	2.14	0.48
10:AJ:54:PHE:CD2	10:AJ:55:LYS:HE3	2.49	0.48
18:AR:19:LYS:O	18:AR:20:ALA:HB2	2.12	0.48
18:AR:63:GLN:OE1	18:AR:63:GLN:HA	2.14	0.48
19:AS:35:SER:C	19:AS:37:ARG:H	2.16	0.48
23:AV:4:G:O2'	23:AV:5:G:O5'	2.30	0.48
22:AW:67:C:O2'	22:AW:68:C:H5'	2.14	0.48
25:BA:2357:U:OP1	47:B0:20:ARG:NH1	2.46	0.48

Continued on next page...

Continued from previous page...

Atom-1	Atom-2	Interatomic distance (Å)	Clash overlap (Å)
49:B2:50:ILE:O	49:B2:54:LYS:HG2	2.14	0.48
53:B6:26:ASN:O	53:B6:27:LYS:HG2	2.14	0.48
25:BA:1406:U:H3'	25:BA:1407:C:H6	1.78	0.48
25:BA:1609:A:C6	25:BA:1616:A:C8	3.01	0.48
25:BA:185:U:H2'	25:BA:186:G:C8	2.49	0.48
25:BA:2171:A:HO2'	25:BA:2172:U:C1'	2.27	0.48
25:BA:2310:A:O2'	25:BA:2311:A:H5''	2.13	0.48
25:BA:2408:U:O2'	25:BA:2409:G:H5'	2.13	0.48
25:BA:1786:A:H2	25:BA:2606:C:H1'	1.77	0.48
25:BA:2845:G:C2'	25:BA:2846:G:H5'	2.43	0.48
25:BA:604:G:H2'	25:BA:605:C:C6	2.49	0.48
25:BA:621:A:H2'	25:BA:622:G:H5'	1.95	0.48
25:BA:950:G:H2'	25:BA:951:C:C6	2.49	0.48
27:BC:76:ALA:C	27:BC:78:ALA:N	2.66	0.48
29:BE:101:ARG:HB2	29:BE:201:THR:HG22	1.96	0.48
29:BE:63:LEU:HD23	29:BE:65:GLY:N	2.28	0.48
30:BF:133:ASN:O	30:BF:135:LYS:N	2.46	0.48
31:BG:82:LEU:CD2	31:BG:87:PRO:HG3	2.41	0.48
36:BP:95:VAL:CG2	36:BP:125:VAL:HB	2.44	0.48
36:BP:52:GLU:OE2	36:BP:55:ARG:O	2.32	0.48
37:BQ:43:THR:HG1	37:BQ:46:GLN:HG3	1.76	0.48
39:BS:17:ARG:C	39:BS:19:LYS:N	2.64	0.48
39:BS:22:GLY:O	39:BS:23:ARG:O	2.32	0.48
41:BU:12:ARG:HA	41:BU:15:LYS:NZ	2.29	0.48
41:BU:69:CYS:CB	41:BU:79:PHE:CD1	2.96	0.48
43:BW:58:ALA:O	43:BW:62:HIS:HB2	2.14	0.48
45:BY:13:VAL:HA	45:BY:75:ILE:CG2	2.44	0.48
1:CA:22:G:H2'	1:CA:23:C:C6	2.49	0.48
1:CA:345:G:O2'	1:CA:346:G:H5'	2.13	0.48
1:CA:433:G:H4'	4:CD:123:HIS:ND1	2.28	0.48
1:CA:5:U:H1'	1:CA:6:G:N1	2.29	0.48
1:CA:1056:G:O3'	2:CB:103:THR:HG21	2.14	0.48
2:CB:55:PHE:HA	2:CB:58:ILE:HB	1.96	0.48
3:CC:186:PHE:HA	3:CC:198:VAL:O	2.14	0.48
7:CG:79:ARG:HG3	7:CG:79:ARG:NH1	2.28	0.48
9:CI:16:ARG:HB2	9:CI:64:THR:HG22	1.96	0.48
12:CL:126:LYS:HG3	12:CL:127:GLU:N	2.28	0.48
20:CT:13:LEU:O	20:CT:13:LEU:HD12	2.14	0.48
20:CT:16:HIS:O	20:CT:19:SER:HB3	2.13	0.48
25:DA:1414:G:H1	25:DA:1588:C:H42	1.62	0.48
25:DA:1652:A:N6	25:DA:1653:G:N1	2.62	0.48

Continued on next page...

Continued from previous page...

Atom-1	Atom-2	Interatomic distance (Å)	Clash overlap (Å)
25:DA:1980:G:O2'	25:DA:1982:C:OP2	2.30	0.48
25:DA:2171:A:HO2'	25:DA:2172:U:C1'	2.27	0.48
25:DA:2186:G:C6	25:DA:2187:G:C6	3.01	0.48
25:DA:198:C:H5'	25:DA:2244:U:OP1	2.14	0.48
25:DA:2261:C:O2'	25:DA:2262:U:H5'	2.14	0.48
25:DA:2408:U:O2'	25:DA:2409:G:H5'	2.13	0.48
25:DA:302:C:H2'	25:DA:303:U:H6	1.78	0.48
25:DA:673:C:H5''	25:DA:673:C:H6	1.79	0.48
25:DA:781:A:O2'	25:DA:782:A:OP2	2.30	0.48
25:DA:855:G:C6	25:DA:856:C:N4	2.82	0.48
28:DD:68:LYS:HB2	28:DD:70:TRP:CZ2	2.49	0.48
25:DA:2638:G:OP2	29:DE:82:ARG:NH2	2.46	0.48
31:DG:133:LEU:HG	31:DG:157:ILE:HG13	1.96	0.48
32:DH:43:VAL:HG12	32:DH:53:GLU:H	1.79	0.48
32:DH:98:LEU:HD22	32:DH:125:VAL:CG2	2.44	0.48
33:DI:60:GLU:O	33:DI:64:GLU:HG2	2.14	0.48
36:DP:32:THR:HB	36:DP:36:LYS:HB2	1.96	0.48
36:DP:95:VAL:CG2	36:DP:125:VAL:HB	2.43	0.48
36:DP:97:PRO:O	36:DP:98:GLU:HG3	2.14	0.48
38:DR:87:TYR:HE1	38:DR:117:VAL:O	1.97	0.48
40:DT:30:VAL:HB	40:DT:42:ILE:HB	1.96	0.48
40:DT:64:ARG:NH2	40:DT:73:GLU:OE1	2.34	0.48
41:DU:112:ARG:HE	42:DV:46:VAL:HG21	1.78	0.48
41:DU:15:LYS:HD3	41:DU:15:LYS:N	2.28	0.48
43:DW:2:GLU:HA	43:DW:64:MET:HE1	1.95	0.48
44:DX:29:TRP:CE3	44:DX:78:LYS:HB3	2.49	0.48
44:DX:32:PRO:HA	44:DX:77:LYS:HB2	1.96	0.48
44:DX:35:THR:HB	44:DX:38:GLU:H	1.79	0.48
45:DY:28:LYS:HB2	45:DY:38:ILE:N	2.19	0.48
45:DY:84:ARG:HH12	45:DY:97:ARG:HD2	1.78	0.48
46:DZ:163:LEU:H	46:DZ:163:LEU:CD1	2.20	0.48
1:AA:1014:G:H2'	1:AA:1015:G:C8	2.48	0.47
1:AA:1301:C:C2	19:AS:72:GLY:HA3	2.49	0.47
1:AA:523:G:H2'	1:AA:524:G:O4'	2.13	0.47
2:AB:103:THR:OG1	2:AB:176:GLU:HG2	2.13	0.47
3:AC:112:SER:O	3:AC:114:PRO:HD2	2.14	0.47
4:AD:146:ILE:N	4:AD:146:ILE:CD1	2.73	0.47
6:AF:63:TYR:N	6:AF:63:TYR:CD2	2.82	0.47
9:AI:16:ARG:HB2	9:AI:64:THR:HG23	1.96	0.47
19:AS:31:ILE:CG2	19:AS:49:ILE:HA	2.43	0.47
48:B1:23:LYS:HE2	48:B1:28:GLY:CA	2.42	0.47

Continued on next page...

Continued from previous page...

Atom-1	Atom-2	Interatomic distance (Å)	Clash overlap (Å)
25:BA:747:U:H5	52:B5:3:LYS:HB2	1.70	0.47
25:BA:109:G:C2'	25:BA:110:G:C5'	2.92	0.47
25:BA:1447:G:C6	25:BA:1448:G:C5	3.02	0.47
25:BA:1518:U:H2'	25:BA:1519:G:O4'	2.14	0.47
25:BA:1899:G:H22	25:BA:1902:C:H41	1.56	0.47
25:BA:198:C:H5'	25:BA:2244:U:OP1	2.14	0.47
25:BA:911:A:C2	25:BA:2277:G:N3	2.81	0.47
22:AW:76:A:O2'	25:BA:2394:C:C2	2.65	0.47
25:BA:2626:C:H2'	25:BA:2627:G:O4'	2.15	0.47
25:BA:272:G:C6	25:BA:421:U:C6	3.02	0.47
25:BA:619:G:P	25:BA:620:G:H22	2.37	0.47
25:BA:646:A:C8	25:BA:647:G:H1'	2.49	0.47
25:BA:66:C:C2'	25:BA:67:U:H5'	2.44	0.47
25:BA:965:C:H6	25:BA:965:C:H5''	1.79	0.47
27:BC:64:LEU:O	27:BC:66:HIS:N	2.46	0.47
30:BF:184:TYR:CE2	30:BF:188:ARG:HD2	2.49	0.47
31:BG:95:ARG:HH11	31:BG:95:ARG:HG2	1.78	0.47
33:BI:68:LEU:HD23	33:BI:68:LEU:O	2.13	0.47
34:BN:108:PRO:O	34:BN:113:GLY:HA3	2.14	0.47
25:BA:943:U:OP1	36:BP:38:GLN:HB3	2.14	0.47
37:BQ:137:TYR:O	37:BQ:138:ASP:O	2.32	0.47
37:BQ:76:LYS:HB3	37:BQ:91:GLU:HG3	1.96	0.47
39:BS:56:LEU:C	39:BS:56:LEU:HD23	2.34	0.47
39:BS:95:HIS:CG	39:BS:96:GLY:N	2.82	0.47
41:BU:90:VAL:CG1	41:BU:91:ASP:H	2.10	0.47
1:CA:1193:U:H3'	1:CA:1193:U:H6	1.79	0.47
1:CA:15:G:H21	5:CE:18:ARG:HA	1.79	0.47
1:CA:32:A:C2	1:CA:33:A:C4	3.02	0.47
1:CA:386:G:C6	1:CA:387:G:C5	3.02	0.47
2:CB:168:THR:HA	2:CB:171:ALA:HB2	1.94	0.47
2:CB:178:ARG:HH11	2:CB:178:ARG:CG	2.27	0.47
2:CB:44:LEU:H	2:CB:44:LEU:CD1	2.25	0.47
3:CC:138:VAL:CG2	3:CC:151:VAL:HG23	2.42	0.47
4:CD:25:ARG:C	4:CD:27:TYR:N	2.67	0.47
8:CH:91:ARG:CG	8:CH:91:ARG:HH11	2.27	0.47
10:CJ:17:ASP:OD1	10:CJ:70:ARG:NH1	2.47	0.47
11:CK:46:GLY:HA2	11:CK:50:TYR:O	2.13	0.47
13:CM:19:LEU:HB3	13:CM:25:ILE:HG21	1.96	0.47
13:CM:9:ILE:N	13:CM:9:ILE:HD12	2.29	0.47
17:CQ:50:LYS:HG3	17:CQ:51:TYR:CD1	2.49	0.47
25:DA:2228:G:P	28:DD:263:ARG:HH12	2.36	0.47

Continued on next page...

Continued from previous page...

Atom-1	Atom-2	Interatomic distance (Å)	Clash overlap (Å)
25:DA:2711:A:OP1	25:DA:2712(A):A:P	2.72	0.47
25:DA:271(P):C:C2'	25:DA:271(Q):G:C5'	2.87	0.47
25:DA:271(R):G:H2'	25:DA:271(S):G:H8	1.79	0.47
25:DA:69:C:O2	25:DA:69:C:H2'	2.14	0.47
25:DA:752:A:H4'	25:DA:753:C:O5'	2.14	0.47
25:DA:790:C:HO2'	25:DA:791:C:P	2.29	0.47
25:DA:952:G:C4	25:DA:953:A:C8	3.02	0.47
25:DA:953:A:C2	25:DA:954:G:C8	3.01	0.47
25:DA:2123:G:H4'	27:DC:175:VAL:O	2.13	0.47
27:DC:83:ILE:HD12	27:DC:94:VAL:O	2.13	0.47
30:DF:119:ARG:HH11	30:DF:119:ARG:HG2	1.79	0.47
30:DF:184:TYR:CE2	30:DF:188:ARG:HD2	2.49	0.47
31:DG:81:LYS:O	31:DG:82:LEU:C	2.52	0.47
32:DH:32:GLU:O	32:DH:33:LEU:HD23	2.14	0.47
33:DI:14:ASP:O	33:DI:15:VAL:O	2.32	0.47
34:DN:91:LEU:CD2	34:DN:98:VAL:HG21	2.44	0.47
36:DP:148:LEU:O	36:DP:149:GLU:HB2	2.13	0.47
37:DQ:1:MET:HE2	37:DQ:2:LEU:CB	2.44	0.47
39:DS:41:ASP:OD2	39:DS:44:LYS:HB3	2.13	0.47
39:DS:35:ILE:CG2	39:DS:53:SER:HB2	2.44	0.47
39:DS:56:LEU:C	39:DS:56:LEU:HD23	2.34	0.47
40:DT:12:SER:HB3	40:DT:57:PHE:CE1	2.49	0.47
42:DV:15:GLU:O	42:DV:16:PRO:O	2.32	0.47
42:DV:39:LEU:CD1	42:DV:39:LEU:N	2.69	0.47
45:DY:28:LYS:NZ	45:DY:28:LYS:N	2.60	0.47
1:AA:1005:C:H3'	1:AA:1005:C:H6	1.78	0.47
1:AA:1056:G:O3'	2:AB:103:THR:HG21	2.14	0.47
1:AA:1086:G:H4'	2:AB:111:ARG:NH1	2.28	0.47
3:AC:126:ARG:HG2	3:AC:126:ARG:NH1	2.29	0.47
3:AC:34:LEU:O	3:AC:38:ARG:HG2	2.15	0.47
4:AD:108:LEU:O	4:AD:110:PHE:HD1	1.97	0.47
4:AD:25:ARG:C	4:AD:27:TYR:N	2.67	0.47
6:AF:50:TYR:HE2	6:AF:52:ILE:HD11	1.79	0.47
7:AG:41:ARG:O	7:AG:45:ASP:N	2.39	0.47
7:AG:5:ARG:C	7:AG:7:ALA:H	2.16	0.47
8:AH:103:VAL:CG1	8:AH:108:GLY:HA3	2.44	0.47
9:AI:83:ARG:O	9:AI:86:VAL:HG12	2.14	0.47
10:AJ:6:ILE:HG12	10:AJ:72:VAL:O	2.14	0.47
1:AA:505:C:H41	12:AL:53:ARG:HH22	1.60	0.47
20:AT:14:LYS:CB	20:AT:17:ARG:HH21	2.27	0.47
21:AU:3:LYS:HB3	21:AU:14:TRP:CD1	2.50	0.47

Continued on next page...

Continued from previous page...

Atom-1	Atom-2	Interatomic distance (Å)	Clash overlap (Å)
23:AV:23:G:C6	23:AV:24:C:N4	2.82	0.47
25:BA:2320:A:N1	25:BA:2333:A:N7	2.63	0.47
25:BA:2330:G:H2'	25:BA:2331:G:O5'	2.14	0.47
25:BA:1129:A:H1'	25:BA:2516:G:O4'	2.15	0.47
25:BA:2600:A:H2'	25:BA:2601:C:C6	2.48	0.47
25:BA:271(Q):G:C2	25:BA:271(R):G:N7	2.80	0.47
25:BA:2863:C:C2'	25:BA:2864:G:C5'	2.82	0.47
28:BD:168:ARG:O	28:BD:169:GLU:HB2	2.14	0.47
29:BE:88:GLY:O	29:BE:89:ASP:HB2	2.13	0.47
30:BF:28:ILE:O	30:BF:28:ILE:HD12	2.13	0.47
33:BI:37:VAL:HG12	33:BI:38:LEU:N	2.29	0.47
33:BI:87:LYS:HA	33:BI:122:GLU:CG	2.30	0.47
37:BQ:35:VAL:HG23	37:BQ:100:GLY:O	2.13	0.47
37:BQ:51:ARG:CG	37:BQ:51:ARG:HH11	2.26	0.47
42:BV:21:ARG:HB3	42:BV:91:TYR:CB	2.35	0.47
43:BW:51:LEU:HD13	43:BW:52:GLU:N	2.28	0.47
46:BZ:166:SER:HB2	46:BZ:168:GLU:HB2	1.96	0.47
1:CA:1116:G:H2'	1:CA:1117:U:H5'	1.95	0.47
1:CA:206:G:H2'	1:CA:207:C:O4'	2.15	0.47
1:CA:378:A:C6	1:CA:379:G:H1'	2.49	0.47
1:CA:511:C:H41	12:CL:49:ASN:ND2	2.11	0.47
1:CA:884:A:C6	1:CA:885:A:C5	3.02	0.47
1:CA:939:C:H2'	1:CA:940:G:H8	1.79	0.47
2:CB:140:HIS:O	2:CB:143:GLU:HB2	2.14	0.47
4:CD:107:ARG:HB3	4:CD:174:LEU:HD11	1.96	0.47
4:CD:96:LEU:HG	4:CD:139:ARG:NH1	2.29	0.47
5:CE:136:MET:C	5:CE:138:ALA:H	2.18	0.47
7:CG:57:GLU:O	7:CG:57:GLU:HG3	2.15	0.47
2:CB:178:ARG:O	8:CH:72:PRO:HD3	2.13	0.47
9:CI:104:ARG:HB2	9:CI:106:ALA:HB2	1.95	0.47
9:CI:16:ARG:HB2	9:CI:64:THR:HG23	1.96	0.47
18:CR:47:THR:HG21	18:CR:49:LYS:HE2	1.96	0.47
19:CS:36:ARG:HB2	19:CS:72:GLY:HA2	1.96	0.47
47:D0:10:THR:HG22	47:D0:12:ASN:N	2.27	0.47
47:D0:26:TYR:H	47:D0:29:GLN:NE2	2.12	0.47
49:D2:14:ARG:HG3	49:D2:14:ARG:NH1	2.26	0.47
52:D5:48:GLU:HA	52:D5:57:VAL:HG22	1.96	0.47
53:D6:45:LYS:O	53:D6:46:HIS:CB	2.62	0.47
25:DA:118:A:H1'	25:DA:178:G:O4'	2.14	0.47
25:DA:1239:G:H2'	25:DA:1240:U:O4'	2.14	0.47
25:DA:1647:G:C3'	25:DA:1647:G:OP2	2.61	0.47

Continued on next page...

Continued from previous page...

Atom-1	Atom-2	Interatomic distance (Å)	Clash overlap (Å)
25:DA:185:U:H2'	25:DA:186:G:C8	2.49	0.47
25:DA:2267:A:H5''	25:DA:2268:A:H5'	1.96	0.47
25:DA:2505:G:O2'	25:DA:2506:U:H5'	2.14	0.47
25:DA:2831:G:O4'	25:DA:2883:A:C2	2.67	0.47
25:DA:566:U:O2'	25:DA:567:A:H5'	2.14	0.47
25:DA:614:U:O2	25:DA:614:U:O4'	2.30	0.47
25:DA:619:G:P	25:DA:620:G:H22	2.37	0.47
25:DA:708:C:H42	25:DA:723:G:H1	1.62	0.47
26:DB:14:U:OP2	26:DB:71:C:C4'	2.62	0.47
28:DD:118:VAL:HG22	28:DD:119:ALA:N	2.29	0.47
30:DF:168:ARG:O	30:DF:170:LEU:N	2.47	0.47
30:DF:83:PHE:O	30:DF:84:VAL:CB	2.61	0.47
31:DG:76:SER:CB	31:DG:84:LYS:HG3	2.44	0.47
32:DH:94:TYR:HE1	32:DH:108:GLY:H	1.61	0.47
32:DH:103:LEU:HD23	32:DH:115:VAL:HB	1.96	0.47
32:DH:158:HIS:ND1	32:DH:168:PRO:HB2	2.29	0.47
25:DA:814:C:C5	36:DP:27:HIS:CE1	3.02	0.47
36:DP:83:VAL:HG13	36:DP:83:VAL:O	2.14	0.47
38:DR:59:ASP:OD2	38:DR:59:ASP:N	2.47	0.47
42:DV:29:PRO:O	42:DV:61:VAL:CG2	2.57	0.47
43:DW:50:VAL:CG1	43:DW:51:LEU:N	2.76	0.47
45:DY:89:PHE:O	45:DY:90:LEU:HB3	2.13	0.47
1:AA:1065:U:H2'	1:AA:1066:G:O4'	2.15	0.47
1:AA:1422:C:O2'	1:AA:1423:G:H5'	2.14	0.47
1:AA:183:G:H2'	1:AA:184:C:C6	2.49	0.47
1:AA:154:A:N6	1:AA:339:A:HO2'	2.12	0.47
1:AA:916:G:H2'	1:AA:917:C:C6	2.49	0.47
2:AB:36:ARG:H	2:AB:41:ILE:HD13	1.79	0.47
2:AB:63:MET:C	2:AB:65:GLY:H	2.17	0.47
3:AC:33:LEU:O	3:AC:37:GLN:HG2	2.14	0.47
5:AE:41:VAL:HG21	5:AE:113:ALA:HB2	1.96	0.47
7:AG:155:ARG:O	7:AG:156:TRP:O	2.32	0.47
7:AG:16:LEU:HD12	9:AI:42:ARG:HA	1.96	0.47
7:AG:70:LYS:HB3	7:AG:96:GLN:OE1	2.14	0.47
7:AG:85:TYR:CE1	7:AG:154:TYR:HE1	2.33	0.47
11:AK:20:TYR:HB2	11:AK:31:THR:O	2.14	0.47
12:AL:53:ARG:NH1	12:AL:92:ASP:HB2	2.22	0.47
20:AT:61:SER:O	20:AT:63:ILE:N	2.47	0.47
23:AV:24:C:C6	23:AV:25:U:H5	2.31	0.47
23:AV:68:C:C5	23:AV:69:C:C5	3.02	0.47
22:AW:41:C:H2'	22:AW:41:C:O2	2.13	0.47

Continued on next page...

Continued from previous page...

Atom-1	Atom-2	Interatomic distance (Å)	Clash overlap (Å)
52:B5:40:LYS:HD2	52:B5:40:LYS:C	2.34	0.47
54:B7:41:ARG:CD	54:B7:45:ALA:HB2	2.41	0.47
25:BA:1798:U:H5''	28:BD:260:ARG:HB3	1.96	0.47
25:BA:1958:C:O2'	25:BA:1959:G:H5'	2.14	0.47
25:BA:2029:G:H2'	25:BA:2031:A:OP1	2.13	0.47
25:BA:2032:G:O2'	29:BE:145:LYS:NZ	2.45	0.47
25:BA:2167:U:O2'	25:BA:2168:G:H5'	2.13	0.47
25:BA:2396:G:O2'	48:B1:29:GLY:HA3	2.15	0.47
25:BA:2803:C:H5'	25:BA:2804:C:OP1	2.15	0.47
25:BA:285:C:C2'	25:BA:286:C:O4'	2.59	0.47
25:BA:554:U:O2'	25:BA:555:U:H5'	2.14	0.47
25:BA:613:G:N1	25:BA:614:U:C5	2.81	0.47
25:BA:953:A:N6	25:BA:965:C:H42	2.12	0.47
30:BF:63:LYS:NZ	30:BF:67:GLN:HB3	2.28	0.47
31:BG:172:LEU:HG	31:BG:176:LEU:HD12	1.96	0.47
34:BN:18:ALA:O	34:BN:21:LYS:N	2.38	0.47
35:BO:11:ALA:HB1	35:BO:98:VAL:HG23	1.96	0.47
36:BP:52:GLU:HB2	36:BP:53:GLY:H	1.59	0.47
41:BU:90:VAL:HG21	42:BV:47:VAL:HG21	1.96	0.47
45:BY:95:LYS:HG2	45:BY:100:ALA:HB2	1.96	0.47
1:CA:337:C:C4	1:CA:338:U:C4	3.02	0.47
1:CA:492:A:N3	1:CA:526:C:O2'	2.36	0.47
1:CA:607:C:H2'	1:CA:608:G:H8	1.79	0.47
1:CA:718:C:H2'	1:CA:719:C:C6	2.49	0.47
2:CB:157:ARG:O	2:CB:158:LEU:C	2.53	0.47
2:CB:35:GLU:O	2:CB:35:GLU:HG2	2.13	0.47
5:CE:11:ILE:HG22	5:CE:12:LEU:N	2.28	0.47
5:CE:64:ARG:HE	5:CE:64:ARG:HA	1.79	0.47
9:CI:79:LEU:HD21	9:CI:102:LEU:HA	1.97	0.47
9:CI:88:TYR:O	9:CI:89:ASN:CB	2.62	0.47
11:CK:34:ASP:OD2	11:CK:34:ASP:C	2.52	0.47
13:CM:108:ARG:N	13:CM:108:ARG:HD2	2.30	0.47
14:CN:36:PHE:CD1	14:CN:36:PHE:C	2.87	0.47
19:CS:6:LYS:HE3	19:CS:6:LYS:N	2.27	0.47
48:D1:72:GLU:O	48:D1:76:ARG:HG2	2.14	0.47
52:D5:40:LYS:HD2	52:D5:40:LYS:C	2.34	0.47
25:DA:1332:G:H21	25:DA:1610:A:H8	1.60	0.47
25:DA:1592:C:H2'	25:DA:1593:G:C8	2.49	0.47
25:DA:15:G:H5''	25:DA:15:G:H8	1.77	0.47
25:DA:2584:U:H2'	25:DA:2585:U:C4'	2.39	0.47
25:DA:2615:U:C2	52:D5:7:PRO:HA	2.49	0.47

Continued on next page...

Continued from previous page...

Atom-1	Atom-2	Interatomic distance (Å)	Clash overlap (Å)
25:DA:306:U:C5	25:DA:307:G:C6	3.01	0.47
25:DA:536:A:H2'	25:DA:537:C:H6	1.79	0.47
25:DA:852:G:H2'	25:DA:853:G:C8	2.49	0.47
28:DD:168:ARG:O	28:DD:169:GLU:HB2	2.15	0.47
28:DD:31:LYS:O	28:DD:32:SER:C	2.52	0.47
29:DE:132:HIS:NE2	29:DE:135:HIS:NE2	2.62	0.47
33:DI:83:ALA:HB1	33:DI:88:ILE:HD12	1.95	0.47
34:DN:46:VAL:O	34:DN:47:ALA:CB	2.63	0.47
35:DO:34:THR:N	35:DO:37:ASP:OD2	2.47	0.47
25:DA:942:G:H5'	36:DP:35:HIS:CB	2.42	0.47
37:DQ:51:ARG:HH11	37:DQ:51:ARG:CG	2.26	0.47
39:DS:36:TYR:N	39:DS:36:TYR:CD1	2.83	0.47
40:DT:115:ARG:HA	40:DT:115:ARG:HE	1.78	0.47
1:AA:968:U:C2	1:AA:1196:G:N2	2.82	0.47
1:AA:1197:G:H2'	1:AA:1198:C:C6	2.49	0.47
1:AA:1345:A:H4'	1:AA:1346:U:H5''	1.97	0.47
1:AA:1423:G:H1'	1:AA:1438:G:N2	2.29	0.47
1:AA:816:U:H2'	1:AA:817:C:C6	2.49	0.47
2:AB:165:VAL:CG2	2:AB:166:ASP:N	2.77	0.47
8:AH:67:PRO:O	8:AH:68:ARG:O	2.32	0.47
9:AI:24:GLY:O	9:AI:25:LYS:C	2.51	0.47
13:AM:10:PRO:HB2	13:AM:18:ALA:CB	2.38	0.47
20:AT:72:LEU:CD2	20:AT:73:HIS:N	2.70	0.47
1:AA:257:A:H5''	20:AT:76:ALA:HB2	1.95	0.47
22:AW:35:A:N6	22:AW:36:A:N1	2.62	0.47
22:AY:37:A:N7	22:AY:38:A:C8	2.82	0.47
48:B1:3:LYS:CG	48:B1:4:VAL:N	2.71	0.47
48:B1:52:ARG:NH2	48:B1:52:ARG:HG3	2.28	0.47
25:BA:1239:G:H2'	25:BA:1240:U:O4'	2.14	0.47
25:BA:1592:C:H2'	25:BA:1593:G:C8	2.49	0.47
25:BA:1657:C:H2'	25:BA:1658:C:C6	2.49	0.47
25:BA:18:C:H4'	41:BU:23:GLY:O	2.15	0.47
25:BA:2175:C:H1'	27:BC:215:THR:H	1.79	0.47
25:BA:2391:G:O2'	25:BA:2392:A:OP2	2.30	0.47
25:BA:2585:U:H3'	25:BA:2585:U:H6	1.80	0.47
25:BA:2792:G:O2'	25:BA:2793:G:H5'	2.14	0.47
25:BA:265:A:C6	25:BA:283:A:C8	3.02	0.47
25:BA:29:U:H2'	25:BA:30:G:C8	2.49	0.47
25:BA:614:U:O4'	25:BA:614:U:O2	2.31	0.47
25:BA:673:C:H6	25:BA:673:C:H5''	1.79	0.47
25:BA:708:C:H42	25:BA:723:G:H1	1.62	0.47

Continued on next page...

Continued from previous page...

Atom-1	Atom-2	Interatomic distance (Å)	Clash overlap (Å)
25:BA:911:A:O5'	25:BA:911:A:H8	1.97	0.47
28:BD:31:LYS:HB3	28:BD:35:LYS:HG3	1.97	0.47
29:BE:101:ARG:HE	29:BE:101:ARG:HA	1.79	0.47
30:BF:52:LYS:O	30:BF:88:VAL:HG12	2.14	0.47
31:BG:117:PHE:HD1	31:BG:118:ARG:H	1.62	0.47
31:BG:143:GLU:H	31:BG:143:GLU:HG2	1.42	0.47
32:BH:32:GLU:O	32:BH:33:LEU:HD23	2.14	0.47
32:BH:84:SER:O	32:BH:85:LYS:CB	2.62	0.47
33:BI:129:THR:OG1	33:BI:130:TYR:N	2.47	0.47
34:BN:42:TRP:HA	34:BN:42:TRP:HE3	1.78	0.47
36:BP:16:ARG:CB	36:BP:16:ARG:NH1	2.76	0.47
44:BX:35:THR:HG22	44:BX:36:LYS:N	2.29	0.47
46:BZ:166:SER:CB	46:BZ:168:GLU:HB2	2.44	0.47
46:BZ:120:ILE:HB	46:BZ:172:ALA:N	2.29	0.47
1:CA:1277:C:H5'	13:CM:44:ARG:NH2	2.29	0.47
1:CA:232:C:H5''	17:CQ:25:ARG:NH1	2.29	0.47
1:CA:304:G:O2'	1:CA:590:A:N6	2.42	0.47
1:CA:35:G:H2'	1:CA:36:C:C6	2.49	0.47
1:CA:635:U:O2'	1:CA:636:A:OP2	2.27	0.47
1:CA:725:G:OP2	15:CO:35:ARG:NH2	2.35	0.47
1:CA:743:G:H2'	1:CA:744:G:H5'	1.96	0.47
1:CA:970:G:C2'	1:CA:972:C:H41	2.27	0.47
3:CC:11:ARG:NH1	3:CC:11:ARG:HG2	2.28	0.47
3:CC:35:GLU:HA	3:CC:38:ARG:CD	2.42	0.47
4:CD:108:LEU:CD1	4:CD:174:LEU:HD13	2.44	0.47
5:CE:20:GLN:O	5:CE:23:GLY:O	2.31	0.47
5:CE:28:PHE:HD1	5:CE:28:PHE:N	2.12	0.47
5:CE:79:GLU:O	8:CH:104:ARG:NH1	2.47	0.47
6:CF:63:TYR:N	6:CF:63:TYR:CD2	2.82	0.47
7:CG:59:LEU:HD23	7:CG:60:LYS:HZ3	1.79	0.47
11:CK:111:ASP:HA	18:CR:84:LYS:CG	2.30	0.47
21:CU:5:ASP:O	21:CU:8:THR:HG23	2.15	0.47
23:CV:21:U:C3'	23:CV:22:A:H5'	2.44	0.47
22:CW:2:C:C5	22:CW:3:C:H5	2.32	0.47
22:CY:33:U:H2'	22:CY:34:G:H3'	1.96	0.47
50:D3:38:GLU:O	50:D3:40:THR:HG23	2.14	0.47
25:DA:1309:G:H3'	54:D7:9:ARG:NH1	2.29	0.47
55:D8:63:PRO:HB2	55:D8:64:TYR:HD1	1.78	0.47
25:DA:102:G:OP1	25:DA:102:G:C4'	2.62	0.47
25:DA:1175:U:C4'	25:DA:1176:G:H2'	2.44	0.47
25:DA:1389:G:OP1	25:DA:1526:G:H5''	2.15	0.47

Continued on next page...

Continued from previous page...

Atom-1	Atom-2	Interatomic distance (Å)	Clash overlap (Å)
25:DA:1494:A:O2'	25:DA:1495:A:H5''	2.14	0.47
25:DA:2029:G:H2'	25:DA:2031:A:OP1	2.13	0.47
25:DA:2392:A:OP1	55:D8:32:LEU:HD22	2.13	0.47
25:DA:2419:U:OP1	55:D8:41:ILE:HD13	2.13	0.47
25:DA:265:A:C6	25:DA:283:A:C8	3.02	0.47
25:DA:2870:C:H2'	25:DA:2871:C:O4'	2.13	0.47
25:DA:849:A:H8	25:DA:849:A:O5'	1.96	0.47
25:DA:858:U:O2'	25:DA:859:G:N9	2.41	0.47
25:DA:879:G:C2	25:DA:899:A:H1'	2.49	0.47
27:DC:36:LYS:CD	27:DC:37:PHE:H	2.26	0.47
28:DD:183:ARG:HG2	28:DD:183:ARG:HH11	1.78	0.47
28:DD:31:LYS:HB3	28:DD:35:LYS:HG3	1.97	0.47
29:DE:201:THR:OG1	29:DE:202:LYS:N	2.47	0.47
29:DE:59:VAL:CG2	29:DE:60:ASN:N	2.67	0.47
30:DF:136:THR:HG23	30:DF:137:LYS:H	1.79	0.47
30:DF:78:ILE:CD1	30:DF:78:ILE:H	2.24	0.47
33:DI:10:GLU:O	33:DI:12:LEU:HD23	2.15	0.47
34:DN:43:THR:O	34:DN:46:VAL:HG12	2.13	0.47
36:DP:33:ARG:HG3	36:DP:34:GLY:H	1.79	0.47
36:DP:80:TYR:CD1	36:DP:111:ARG:HB3	2.49	0.47
38:DR:2:ARG:CZ	38:DR:5:LYS:CE	2.92	0.47
41:DU:12:ARG:HA	41:DU:15:LYS:NZ	2.29	0.47
1:AA:1302:C:C3'	1:AA:1303:C:C5'	2.86	0.47
1:AA:899:G:H2'	1:AA:900:A:C8	2.50	0.47
2:AB:8:LYS:NZ	2:AB:217:ARG:HH12	2.11	0.47
3:AC:188:LEU:O	3:AC:189:ALA:HB2	2.14	0.47
6:AF:69:GLU:O	6:AF:72:VAL:CG1	2.57	0.47
9:AI:28:VAL:CG2	9:AI:63:ILE:HB	2.26	0.47
10:AJ:57:LYS:HE3	10:AJ:60:ARG:NH2	2.30	0.47
12:AL:28:LYS:HB2	12:AL:33:ARG:NH1	2.29	0.47
13:AM:91:ARG:O	13:AM:96:LEU:N	2.48	0.47
16:AP:43:LYS:N	16:AP:43:LYS:HD2	2.30	0.47
18:AR:59:SER:H	18:AR:62:GLU:HB2	1.79	0.47
23:AV:8:U:O2	23:AV:49:C:C6	2.63	0.47
22:AW:75:C:O2'	22:AW:76:A:C8	2.64	0.47
25:BA:1331:A:O2'	25:BA:1332:G:H8	1.97	0.47
25:BA:1493:C:C2'	25:BA:1493:C:O2	2.63	0.47
25:BA:1751:C:H2'	25:BA:1752:C:H6	1.79	0.47
25:BA:2341:G:H2'	25:BA:2342:C:C6	2.49	0.47
25:BA:236:C:H2'	25:BA:237:C:C6	2.50	0.47
25:BA:271(H):G:C6	25:BA:271(Q):G:C6	3.03	0.47

Continued on next page...

Continued from previous page...

Atom-1	Atom-2	Interatomic distance (Å)	Clash overlap (Å)
25:BA:566:U:O2'	25:BA:567:A:H5'	2.14	0.47
25:BA:962:G:O2'	25:BA:963:U:H5'	2.14	0.47
26:BB:115:G:H4'	39:BS:47:THR:HB	1.97	0.47
26:BB:56:G:H4'	26:BB:57:A:O5'	2.15	0.47
28:BD:267:SER:C	28:BD:269:PHE:N	2.68	0.47
28:BD:75:ILE:HD13	28:BD:99:ASP:OD1	2.14	0.47
31:BG:128:ARG:O	31:BG:130:ASN:N	2.48	0.47
31:BG:81:LYS:O	31:BG:82:LEU:C	2.52	0.47
32:BH:107:VAL:HG21	32:BH:152:ARG:CG	2.44	0.47
33:BI:52:ARG:O	33:BI:56:LYS:HG2	2.14	0.47
33:BI:58:LEU:HD12	33:BI:61:ARG:NE	2.30	0.47
33:BI:60:GLU:O	33:BI:64:GLU:HG2	2.14	0.47
38:BR:12:ARG:HG3	38:BR:12:ARG:HH11	1.78	0.47
38:BR:27:SER:HB3	38:BR:34:ILE:HD12	1.96	0.47
39:BS:98:VAL:O	39:BS:98:VAL:HG13	2.15	0.47
44:BX:35:THR:HB	44:BX:38:GLU:H	1.79	0.47
45:BY:90:LEU:HD12	45:BY:90:LEU:C	2.34	0.47
46:BZ:125:LEU:O	46:BZ:164:ALA:HB3	2.14	0.47
46:BZ:103:ARG:HB2	46:BZ:136:PHE:CE1	2.50	0.47
1:CA:1361:G:O2'	1:CA:1362:U:H5'	2.14	0.47
1:CA:116:C:OP1	1:CA:307:C:H5'	2.13	0.47
1:CA:965:G:N2	1:CA:966:C:O2	2.48	0.47
1:CA:980:G:N3	1:CA:980:G:H2'	2.29	0.47
2:CB:137:ARG:HH11	2:CB:137:ARG:HG2	1.79	0.47
2:CB:19:HIS:O	2:CB:39:ILE:HG23	2.14	0.47
4:CD:11:LEU:C	4:CD:13:ARG:N	2.63	0.47
4:CD:96:LEU:HD12	4:CD:96:LEU:N	2.30	0.47
6:CF:4:TYR:CD1	6:CF:92:LYS:HA	2.50	0.47
10:CJ:49:VAL:HG22	10:CJ:50:ILE:N	2.30	0.47
11:CK:58:PRO:HA	11:CK:90:GLY:HA3	1.95	0.47
12:CL:59:ARG:HA	12:CL:65:GLU:HA	1.95	0.47
15:CO:76:GLU:C	15:CO:78:TYR:H	2.17	0.47
22:CW:6:G:C2	22:CW:68:C:N3	2.82	0.47
22:CW:3:C:H1'	22:CW:71:G:H22	1.76	0.47
25:DA:188:G:H5'	48:D1:14:VAL:HG21	1.97	0.47
25:DA:109:G:C2'	25:DA:110:G:C5'	2.92	0.47
25:DA:1141:U:C4	34:DN:64:GLY:HA3	2.49	0.47
25:DA:203:C:C3'	25:DA:204:A:H5''	2.44	0.47
25:DA:236:C:H2'	25:DA:237:C:C6	2.50	0.47
25:DA:2393:A:H4'	36:DP:60:MET:O	2.15	0.47
25:DA:945:A:C4	25:DA:2448:A:C2	3.03	0.47

Continued on next page...

Continued from previous page...

Atom-1	Atom-2	Interatomic distance (Å)	Clash overlap (Å)
25:DA:2484:G:O2'	37:DQ:124:LYS:O	2.32	0.47
25:DA:2584:U:H6	25:DA:2584:U:H3'	1.79	0.47
25:DA:271(D):G:O2'	25:DA:271(E):U:H5'	2.14	0.47
26:DB:69:G:N1	26:DB:70:C:N3	2.63	0.47
28:DD:267:SER:C	28:DD:269:PHE:N	2.68	0.47
29:DE:79:ARG:NH1	29:DE:79:ARG:HG2	2.29	0.47
30:DF:192:LEU:HD21	30:DF:194:MET:HE2	1.97	0.47
31:DG:172:LEU:HG	31:DG:176:LEU:HD12	1.96	0.47
32:DH:87:LEU:N	32:DH:131:VAL:O	2.47	0.47
33:DI:131:LYS:HG3	33:DI:132:PRO:HD2	1.97	0.47
33:DI:26:ALA:O	33:DI:31:LEU:HD13	2.14	0.47
34:DN:108:PRO:O	34:DN:113:GLY:HA3	2.14	0.47
34:DN:26:LEU:CG	34:DN:30:ILE:HD11	2.45	0.47
36:DP:23:PRO:O	36:DP:33:ARG:HD2	2.14	0.47
39:DS:22:GLY:O	39:DS:23:ARG:O	2.32	0.47
39:DS:66:ALA:HA	39:DS:69:VAL:HG12	1.96	0.47
41:DU:90:VAL:O	41:DU:92:ARG:N	2.37	0.47
43:DW:58:ALA:O	43:DW:62:HIS:HB2	2.14	0.47
43:DW:8:ARG:HG3	43:DW:8:ARG:NH1	2.30	0.47
45:DY:18:GLY:N	45:DY:21:LYS:HB2	2.29	0.47
1:AA:1050:G:N7	1:AA:1076:G:C8	2.81	0.47
1:AA:1267:A:H2'	1:AA:1268:A:H4'	1.96	0.47
1:AA:903:G:C6	1:AA:1482:G:C6	3.03	0.47
1:AA:44:G:N2	1:AA:394:G:C4	2.83	0.47
1:AA:442:A:P	1:AA:469:G:H22	2.36	0.47
1:AA:822:U:O2	1:AA:822:U:H2'	2.13	0.47
1:AA:915:A:C6	1:AA:916:G:C5	3.03	0.47
2:AB:178:ARG:CG	2:AB:178:ARG:HH11	2.28	0.47
3:AC:90:GLU:HA	3:AC:90:GLU:OE1	2.14	0.47
4:AD:206:PHE:CD2	4:AD:207:TYR:CE2	3.03	0.47
4:AD:20:TYR:CE1	6:CF:15:ASP:CA	2.98	0.47
5:AE:70:PRO:O	5:AE:77:PRO:HD3	2.15	0.47
6:AF:21:LEU:HA	6:AF:24:GLU:HG2	1.96	0.47
7:AG:145:ALA:O	7:AG:147:ALA:N	2.41	0.47
8:AH:5:PRO:HB3	8:AH:32:LYS:NZ	2.30	0.47
9:AI:50:LEU:O	9:AI:53:VAL:HG22	2.14	0.47
10:AJ:40:LEU:HG	10:AJ:69:ASN:CB	2.43	0.47
14:AN:34:TYR:N	14:AN:34:TYR:CD1	2.83	0.47
15:AO:76:GLU:C	15:AO:78:TYR:H	2.16	0.47
16:AP:18:ARG:HD3	16:AP:35:LYS:HD2	1.96	0.47
48:B1:72:GLU:O	48:B1:76:ARG:HG2	2.14	0.47

Continued on next page...

Continued from previous page...

Atom-1	Atom-2	Interatomic distance (Å)	Clash overlap (Å)
48:B1:86:SER:O	48:B1:90:ILE:HG12	2.15	0.47
50:B3:38:GLU:O	50:B3:40:THR:HG23	2.14	0.47
25:BA:1313:U:C2'	25:BA:1314:C:H5'	2.44	0.47
25:BA:1329:U:H5''	25:BA:1330:C:C5	2.50	0.47
25:BA:1472:A:H2'	25:BA:1473:G:H8	1.79	0.47
25:BA:2522:U:C2'	25:BA:2523:G:H5''	2.43	0.47
25:BA:451:C:C5	25:BA:453:C:H5''	2.49	0.47
25:BA:492:A:C2	25:BA:493:G:H1'	2.50	0.47
25:BA:607:U:H5	25:BA:619:G:C5	2.33	0.47
25:BA:624:C:O2'	25:BA:625:G:H5'	2.14	0.47
27:BC:78:ALA:C	27:BC:80:GLY:H	2.16	0.47
28:BD:266:SER:O	28:BD:267:SER:O	2.33	0.47
28:BD:33:LEU:O	28:BD:34:VAL:C	2.52	0.47
29:BE:201:THR:OG1	29:BE:202:LYS:N	2.47	0.47
30:BF:40:GLN:HE22	30:BF:182:ASN:HB2	1.80	0.47
31:BG:47:LYS:N	31:BG:51:ARG:HG3	2.29	0.47
32:BH:103:LEU:HD23	32:BH:115:VAL:HB	1.96	0.47
32:BH:87:LEU:N	32:BH:131:VAL:O	2.47	0.47
32:BH:17:VAL:CG1	32:BH:50:VAL:HG21	2.44	0.47
33:BI:40:THR:O	33:BI:44:LEU:HB2	2.15	0.47
34:BN:15:LEU:CD1	34:BN:16:ILE:N	2.76	0.47
35:BO:86:ILE:H	35:BO:86:ILE:HD12	1.79	0.47
36:BP:80:TYR:CD1	36:BP:111:ARG:HB3	2.49	0.47
37:BQ:58:PHE:O	37:BQ:58:PHE:HD1	1.97	0.47
40:BT:51:ARG:O	40:BT:61:PHE:HA	2.15	0.47
40:BT:90:GLN:HG3	40:BT:92:GLY:N	2.29	0.47
42:BV:2:PHE:HB3	42:BV:42:GLY:N	2.29	0.47
43:BW:9:TYR:H	43:BW:102:HIS:CD2	2.33	0.47
43:BW:12:ILE:O	43:BW:12:ILE:HG23	2.15	0.47
45:BY:26:LYS:CG	45:BY:27:VAL:H	2.09	0.47
1:CA:1457:G:N2	1:CA:1458:U:H1'	2.30	0.47
1:CA:194:U:H2'	1:CA:195:G:C8	2.50	0.47
1:CA:327:G:OP2	20:CT:10:LEU:HB3	2.14	0.47
1:CA:377:A:H2'	1:CA:378:A:H8	1.75	0.47
2:CB:187:LEU:HD11	2:CB:204:ASN:O	2.15	0.47
2:CB:16:HIS:HA	2:CB:210:SER:OG	2.14	0.47
3:CC:3:ASN:CG	3:CC:4:LYS:H	2.16	0.47
6:CF:22:GLU:OE1	6:CF:84:ASN:ND2	2.45	0.47
6:CF:61:LEU:HD23	6:CF:63:TYR:OH	2.14	0.47
8:CH:116:LYS:O	8:CH:119:LEU:HD21	2.14	0.47
8:CH:24:THR:HG22	8:CH:25:ASP:N	2.30	0.47

Continued on next page...

Continued from previous page...

Atom-1	Atom-2	Interatomic distance (Å)	Clash overlap (Å)
10:CJ:67:THR:O	10:CJ:67:THR:CG2	2.63	0.47
12:CL:28:LYS:CB	12:CL:33:ARG:NH2	2.78	0.47
14:CN:27:CYS:SG	14:CN:29:ARG:HB2	2.55	0.47
14:CN:8:GLU:HG3	14:CN:12:ARG:NH1	2.30	0.47
22:CW:2:C:H42	22:CW:72:C:N4	1.99	0.47
22:CW:5:G:N2	22:CW:69:G:N3	2.62	0.47
24:CX:14:A:N6	24:CX:15:A:C2	2.83	0.47
25:DA:150:C:H2'	25:DA:151:C:C6	2.50	0.47
25:DA:1591:G:H5'	25:DA:1591:G:H8	1.78	0.47
25:DA:2870:C:H2'	25:DA:2871:C:H5'	1.96	0.47
25:DA:2872:G:C2	25:DA:2873:A:N6	2.83	0.47
25:DA:2884:U:H2'	25:DA:2885:C:C5'	2.45	0.47
25:DA:492:A:C2	25:DA:493:G:H1'	2.49	0.47
25:DA:886:C:H2'	25:DA:887:A:H4'	1.97	0.47
26:DB:83:G:C5	26:DB:84:C:C4	3.02	0.47
28:DD:186:HIS:HE1	28:DD:188:GLU:HG2	1.78	0.47
28:DD:33:LEU:O	28:DD:34:VAL:C	2.52	0.47
29:DE:197:ILE:O	29:DE:197:ILE:HG13	2.14	0.47
30:DF:139:PHE:HB2	30:DF:166:ALA:HB1	1.97	0.47
31:DG:113:ARG:CA	31:DG:113:ARG:HH11	2.16	0.47
32:DH:158:HIS:NE2	32:DH:169:VAL:O	2.47	0.47
33:DI:37:VAL:HG12	33:DI:38:LEU:N	2.29	0.47
34:DN:15:LEU:CD1	34:DN:16:ILE:N	2.76	0.47
38:DR:10:LEU:HD13	38:DR:17:ARG:CZ	2.45	0.47
38:DR:77:ARG:C	38:DR:79:LEU:H	2.17	0.47
25:DA:329:G:OP2	45:DY:71:LYS:CE	2.63	0.47
46:DZ:120:ILE:HG21	46:DZ:170:THR:OG1	2.14	0.47
46:DZ:150:LEU:O	46:DZ:171:ILE:HG12	2.15	0.47
1:AA:1036:C:OP1	1:AA:1179:G:OP2	2.32	0.47
1:AA:1078:C:H2'	1:AA:1079:C:H6	1.80	0.47
1:AA:712:A:N1	1:AA:747:C:O2'	2.37	0.47
1:AA:732:C:H2'	1:AA:733:G:H8	1.79	0.47
1:AA:985:C:H2'	1:AA:986:C:H6	1.80	0.47
2:AB:109:SER:C	2:AB:111:ARG:H	2.18	0.47
2:AB:163:PHE:HA	2:AB:185:ILE:O	2.14	0.47
3:AC:124:ILE:HG12	3:AC:130:VAL:HG22	1.95	0.47
3:AC:17:ASP:OD1	3:AC:21:ARG:NH1	2.48	0.47
6:AF:22:GLU:HA	6:AF:22:GLU:OE2	2.15	0.47
6:AF:30:LEU:HD23	6:AF:75:LEU:HD11	1.97	0.47
8:AH:82:HIS:C	8:AH:82:HIS:HD2	2.15	0.47
13:AM:65:LYS:HG2	13:AM:70:LEU:CA	2.44	0.47

Continued on next page...

Continued from previous page...

Atom-1	Atom-2	Interatomic distance (Å)	Clash overlap (Å)
13:AM:88:ARG:HG2	13:AM:98:VAL:HG11	1.96	0.47
17:AQ:77:VAL:O	17:AQ:78:GLU:HG2	2.14	0.47
19:AS:39:THR:HG22	19:AS:40:ILE:H	1.80	0.47
19:AS:66:MET:O	19:AS:66:MET:HG3	2.14	0.47
20:AT:49:ALA:HB1	20:AT:100:ILE:HD11	1.97	0.47
20:AT:94:ALA:O	20:AT:95:ALA:HB3	2.14	0.47
23:AV:56:U:O2	23:AV:58:A:N7	2.48	0.47
49:B2:25:VAL:O	49:B2:29:LYS:HG2	2.14	0.47
36:BP:61:ARG:HA	55:B8:27:THR:HG22	1.96	0.47
25:BA:1114:G:C2'	25:BA:1115:G:H5''	2.44	0.47
25:BA:2476:A:N1	25:BA:2477:C:C5	2.83	0.47
25:BA:2590:A:O2'	25:BA:2591:C:H5'	2.14	0.47
25:BA:2692:C:H2'	25:BA:2693:A:C8	2.49	0.47
25:BA:2762:G:C3'	25:BA:2763:G:C5'	2.92	0.47
29:BE:2:LYS:HE2	29:BE:95:ILE:HG22	1.95	0.47
31:BG:76:SER:CB	31:BG:84:LYS:HG3	2.44	0.47
25:BA:2746:U:O4'	32:BH:139:GLN:HB2	2.14	0.47
34:BN:43:THR:HB	34:BN:46:VAL:CG1	2.45	0.47
34:BN:46:VAL:O	34:BN:47:ALA:CB	2.63	0.47
37:BQ:12:GLN:HE21	37:BQ:73:PRO:CD	2.28	0.47
40:BT:90:GLN:HG3	40:BT:92:GLY:H	1.79	0.47
42:BV:15:GLU:O	42:BV:16:PRO:O	2.32	0.47
45:BY:16:ALA:CB	45:BY:21:LYS:NZ	2.77	0.47
46:BZ:102:LEU:HB2	46:BZ:122:ARG:O	2.14	0.47
1:CA:1170:C:OP1	10:CJ:51:ARG:NH2	2.47	0.47
1:CA:351:A:H5''	1:CA:362:U:C5	2.49	0.47
1:CA:35:G:C6	1:CA:36:C:N4	2.83	0.47
1:CA:399:U:H2'	1:CA:400:U:H6	1.80	0.47
1:CA:575:G:H2'	1:CA:576:G:C8	2.48	0.47
1:CA:62:U:OP1	1:CA:380:C:O2'	2.21	0.47
1:CA:942:A:C2	1:CA:946:A:C2	3.03	0.47
2:CB:179:LYS:HA	8:CH:72:PRO:HD3	1.96	0.47
4:CD:13:ARG:HD2	4:CD:38:TYR:O	2.15	0.47
1:CA:525:G:H5'	4:CD:41:GLY:CA	2.45	0.47
5:CE:9:LYS:HB3	5:CE:112:LEU:HD11	1.95	0.47
7:CG:84:ASN:HD22	22:CW:33:U:H4'	1.80	0.47
9:CI:116:LYS:HD3	9:CI:116:LYS:HA	1.42	0.47
12:CL:51:ALA:O	12:CL:52:LEU:HD22	2.14	0.47
17:CQ:33:GLY:O	17:CQ:34:LYS:C	2.53	0.47
19:CS:66:MET:O	19:CS:66:MET:HG3	2.15	0.47
23:CV:57:C:C5	31:DG:83:ARG:CZ	2.98	0.47

Continued on next page...

Continued from previous page...

Atom-1	Atom-2	Interatomic distance (Å)	Clash overlap (Å)
22:CY:27:G:C3'	22:CY:27:G:C8	2.98	0.47
25:DA:2164:C:H3'	25:DA:2165:G:H8	1.78	0.47
25:DA:2330:G:H2'	25:DA:2331:G:O4'	2.15	0.47
25:DA:2736:G:O2'	25:DA:2737:G:H5'	2.15	0.47
25:DA:2792:G:O2'	25:DA:2793:G:H5'	2.14	0.47
25:DA:2803:C:H5'	25:DA:2804:C:OP1	2.15	0.47
25:DA:2884:U:O2	52:D5:52:TYR:HE2	1.98	0.47
25:DA:29:U:H2'	25:DA:30:G:C8	2.49	0.47
25:DA:646:A:C8	25:DA:647:G:H1'	2.49	0.47
25:DA:911:A:H8	25:DA:911:A:O5'	1.97	0.47
29:DE:1:MET:HE3	29:DE:83:ASP:CB	2.40	0.47
29:DE:63:LEU:HD23	29:DE:65:GLY:N	2.29	0.47
31:DG:114:ILE:O	31:DG:115:ARG:C	2.52	0.47
25:DA:2302:G:N2	31:DG:128:ARG:HG3	2.23	0.47
33:DI:40:THR:O	33:DI:44:LEU:HB2	2.15	0.47
34:DN:131:GLN:O	34:DN:132:ALA:HB2	2.15	0.47
37:DQ:21:THR:HG21	37:DQ:101:ARG:CD	2.45	0.47
39:DS:58:LEU:HD23	39:DS:65:VAL:CG1	2.45	0.47
39:DS:65:VAL:O	39:DS:69:VAL:HG12	2.13	0.47
40:DT:3:ARG:HB2	40:DT:6:LEU:HB3	1.97	0.47
46:DZ:166:SER:CB	46:DZ:168:GLU:HB2	2.44	0.47
1:AA:244:U:H5'	1:AA:245:A:OP2	2.15	0.47
1:AA:259:U:O2'	1:AA:260:G:H5'	2.13	0.47
1:AA:280:G:H2'	1:AA:281:G:H8	1.79	0.47
1:AA:562:G:H5'	1:AA:711:A:H1'	1.97	0.47
1:AA:854:C:H5''	8:AH:88:LYS:CD	2.40	0.47
1:AA:955:A:H5''	1:AA:956:C:OP2	2.14	0.47
2:AB:137:ARG:HG2	2:AB:137:ARG:HH11	1.80	0.47
2:AB:208:ILE:HG22	2:AB:208:ILE:O	2.15	0.47
2:AB:26:PRO:O	2:AB:29:ALA:HB2	2.15	0.47
3:AC:159:GLY:HA2	3:AC:193:TYR:CG	2.50	0.47
3:AC:189:ALA:O	3:AC:191:THR:N	2.48	0.47
4:AD:110:PHE:N	4:AD:110:PHE:CD1	2.83	0.47
4:AD:149:ALA:O	4:AD:153:ARG:HG3	2.15	0.47
4:AD:29:PRO:C	4:AD:30:LYS:HG2	2.34	0.47
4:AD:53:ASP:HB3	4:AD:57:ARG:NH1	2.14	0.47
8:AH:51:VAL:HG11	8:AH:60:ARG:CG	2.44	0.47
9:AI:103:THR:CG2	9:AI:104:ARG:N	2.78	0.47
1:AA:919:G:N2	9:AI:124:GLN:NE2	2.58	0.47
10:AJ:94:VAL:CG1	10:AJ:95:GLU:N	2.77	0.47
11:AK:34:ASP:OD2	11:AK:34:ASP:C	2.53	0.47

Continued on next page...

Continued from previous page...

Atom-1	Atom-2	Interatomic distance (Å)	Clash overlap (Å)
1:AA:733:G:H1'	15:AO:23:GLY:H	1.80	0.47
16:AP:58:TYR:O	16:AP:61:SER:N	2.48	0.47
47:B0:10:THR:HG22	47:B0:12:ASN:HB2	1.96	0.47
53:B6:45:LYS:O	53:B6:46:HIS:CB	2.62	0.47
54:B7:16:HIS:HA	54:B7:21:ARG:NH1	2.30	0.47
55:B8:50:LEU:CD1	55:B8:54:GLU:OE2	2.62	0.47
25:BA:1514:U:H2'	25:BA:1515:G:C8	2.48	0.47
25:BA:1952:A:C6	25:BA:1953:A:C6	3.03	0.47
25:BA:2186:G:C4	25:BA:2187:G:C8	3.03	0.47
25:BA:2349:G:H5'	25:BA:2349:G:C8	2.50	0.47
25:BA:271(P):C:OP1	33:BI:45:LYS:HE3	2.15	0.47
25:BA:752:A:H4'	25:BA:753:C:O5'	2.14	0.47
26:BB:29:A:H2'	26:BB:30:C:C6	2.50	0.47
25:BA:2591:C:OP2	28:BD:239:ARG:HB3	2.14	0.47
28:BD:26:LYS:NZ	28:BD:82:ILE:N	2.55	0.47
30:BF:11:VAL:C	30:BF:13:SER:N	2.68	0.47
31:BG:101:ILE:HG13	51:B4:51:TYR:O	2.15	0.47
32:BH:121:ILE:HG22	32:BH:133:VAL:CG1	2.43	0.47
32:BH:18:GLU:HB3	32:BH:25:LYS:HZ2	1.76	0.47
32:BH:72:ILE:O	32:BH:76:VAL:HG23	2.15	0.47
33:BI:88:ILE:CD1	33:BI:123:LEU:H	2.21	0.47
34:BN:1:MET:C	34:BN:2:LYS:HD2	2.34	0.47
36:BP:83:VAL:HG21	36:BP:105:LEU:HD12	1.97	0.47
36:BP:83:VAL:O	36:BP:83:VAL:HG13	2.14	0.47
38:BR:63:ARG:O	38:BR:67:LEU:HB2	2.14	0.47
42:BV:40:LEU:N	42:BV:40:LEU:CD2	2.77	0.47
43:BW:8:ARG:NH1	43:BW:8:ARG:HG3	2.30	0.47
44:BX:43:VAL:HG21	44:BX:81:VAL:HG11	1.96	0.47
45:BY:31:LEU:HD23	45:BY:36:ALA:O	2.14	0.47
1:CA:1007:C:C4'	1:CA:1015:G:H22	2.28	0.47
1:CA:1060:U:H1'	5:CE:130:ASN:OD1	2.15	0.47
1:CA:394:G:H2'	1:CA:395:C:C6	2.49	0.47
1:CA:402:G:H5'	4:CD:3:ARG:HH12	1.80	0.47
1:CA:610:G:H2'	1:CA:611:G:H8	1.79	0.47
2:CB:27:LYS:C	2:CB:29:ALA:H	2.18	0.47
4:CD:30:LYS:CA	4:CD:35:ARG:HD2	2.44	0.47
7:CG:148:ASN:O	7:CG:150:ALA:N	2.48	0.47
7:CG:75:VAL:HG12	7:CG:88:PRO:HB3	1.97	0.47
10:CJ:33:GLN:HB2	10:CJ:75:ILE:CD1	2.44	0.47
11:CK:96:ARG:HA	11:CK:99:GLN:CG	2.45	0.47
23:CV:3:C:C2	23:CV:4:G:C8	3.02	0.47

Continued on next page...

Continued from previous page...

Atom-1	Atom-2	Interatomic distance (Å)	Clash overlap (Å)
22:CW:30:G:N2	22:CW:41:C:C2	2.83	0.47
48:D1:48:LYS:HA	48:D1:60:PHE:O	2.15	0.47
48:D1:86:SER:O	48:D1:90:ILE:HG12	2.14	0.47
52:D5:56:LYS:NZ	52:D5:56:LYS:HB3	2.30	0.47
54:D7:8:ASN:HB3	54:D7:11:LYS:HB3	1.97	0.47
55:D8:51:ALA:HA	55:D8:54:GLU:CD	2.34	0.47
25:DA:1721:G:O6	25:DA:1739:U:H5'	2.15	0.47
25:DA:1766:U:O2'	25:DA:1767:C:H5'	2.15	0.47
25:DA:176:G:C2'	25:DA:177:G:H5'	2.45	0.47
1:CA:1460:A:H1'	25:DA:1948:G:H1'	1.97	0.47
25:DA:2127:G:N2	25:DA:2173:A:H1'	2.30	0.47
25:DA:2697:G:H2'	25:DA:2698:U:O4'	2.15	0.47
25:DA:2762:G:C3'	25:DA:2763:G:C5'	2.92	0.47
25:DA:2788:C:H2'	25:DA:2789:C:O4'	2.15	0.47
25:DA:631:A:H2'	25:DA:632:A:O4'	2.13	0.47
25:DA:8:A:H2'	25:DA:9:U:H6	1.80	0.47
25:DA:94:C:O2	25:DA:94:C:H2'	2.14	0.47
27:DC:77:ILE:CB	27:DC:122:ALA:HA	2.44	0.47
27:DC:82:LYS:NZ	27:DC:149:ILE:HA	2.29	0.47
28:DD:161:THR:HG1	28:DD:196:VAL:HG21	1.78	0.47
28:DD:228:PRO:HD3	28:DD:235:GLY:CA	2.45	0.47
25:DA:773:U:H4'	28:DD:47:GLY:HA3	1.97	0.47
28:DD:71:ASP:HB2	28:DD:103:ARG:NH2	2.26	0.47
29:DE:2:LYS:HE2	29:DE:95:ILE:HG22	1.95	0.47
29:DE:2:LYS:NZ	29:DE:95:ILE:O	2.40	0.47
30:DF:3:GLU:HG3	30:DF:19:GLU:HG3	1.97	0.47
32:DH:72:ILE:O	32:DH:76:VAL:HG23	2.15	0.47
33:DI:101:LEU:CB	33:DI:109:ILE:HD11	2.39	0.47
33:DI:123:LEU:HD23	33:DI:142:VAL:HG12	1.96	0.47
36:DP:144:GLU:HG2	36:DP:144:GLU:O	2.15	0.47
36:DP:143:GLY:C	36:DP:145:PRO:HD3	2.35	0.47
36:DP:83:VAL:HG13	36:DP:114:ILE:HA	1.95	0.47
38:DR:28:LEU:HA	38:DR:34:ILE:HG12	1.96	0.47
39:DS:89:ARG:HH11	39:DS:92:TYR:HA	1.80	0.47
40:DT:54:ARG:HA	40:DT:59:THR:CB	2.36	0.47
42:DV:40:LEU:N	42:DV:40:LEU:CD2	2.77	0.47
42:DV:46:VAL:CG2	42:DV:47:VAL:H	2.21	0.47
45:DY:31:LEU:HD23	45:DY:36:ALA:O	2.14	0.47
45:DY:95:LYS:HG2	45:DY:100:ALA:HB2	1.97	0.47
46:DZ:151:HIS:CA	46:DZ:170:THR:HA	2.45	0.47
46:DZ:17:ALA:HA	46:DZ:20:ARG:HD2	1.97	0.47

Continued on next page...

Continued from previous page...

Atom-1	Atom-2	Interatomic distance (Å)	Clash overlap (Å)
1:AA:1490:A:C6	1:AA:1491:C:N4	2.83	0.47
1:AA:942:A:C2	1:AA:946:A:C2	3.03	0.47
2:AB:194:PRO:O	2:AB:197:VAL:N	2.48	0.47
2:AB:61:LEU:HD11	2:AB:66:GLY:HA3	1.97	0.47
1:AA:1172:A:H5''	3:AC:4:LYS:NZ	2.29	0.47
5:AE:45:PHE:CE2	5:AE:129:ILE:HD13	2.44	0.47
5:AE:20:GLN:HG2	5:AE:21:ALA:N	2.29	0.47
10:AJ:24:VAL:O	10:AJ:24:VAL:HG12	2.15	0.47
1:AA:1235:C:H41	10:AJ:43:ARG:HH12	1.62	0.47
10:AJ:8:LEU:HB3	10:AJ:16:LEU:CD2	2.44	0.47
11:AK:96:ARG:HA	11:AK:99:GLN:HG3	1.97	0.47
19:AS:63:THR:HG22	19:AS:66:MET:HG2	1.97	0.47
47:B0:72:ARG:CB	47:B0:75:LEU:HB3	2.45	0.47
49:B2:50:ILE:C	49:B2:52:ASP:H	2.17	0.47
52:B5:56:LYS:NZ	52:B5:56:LYS:HB3	2.30	0.47
53:B6:32:ASN:CG	53:B6:33:LYS:N	2.66	0.47
25:BA:1175:U:C4'	25:BA:1176:G:H2'	2.44	0.47
25:BA:1484:G:C2'	25:BA:1485:G:H5''	2.45	0.47
25:BA:2261:C:O2'	25:BA:2262:U:H5'	2.14	0.47
25:BA:2682:U:H2'	25:BA:2683:C:C6	2.50	0.47
25:BA:2823:A:OP1	29:BE:113:PHE:HB2	2.15	0.47
25:BA:2838:G:H1'	38:BR:45:ARG:HH11	1.79	0.47
25:BA:2863:C:H2'	25:BA:2864:G:H5'	1.95	0.47
25:BA:2881:C:C2	25:BA:2882:A:N7	2.83	0.47
26:BB:81:G:C6	26:BB:82:G:C5	3.03	0.47
28:BD:31:LYS:CE	28:BD:94:LEU:HD11	2.40	0.47
30:BF:168:ARG:HA	30:BF:175:THR:CG2	2.42	0.47
30:BF:17:ARG:CG	30:BF:17:ARG:HH11	2.27	0.47
32:BH:41:MET:HG3	32:BH:53:GLU:C	2.35	0.47
36:BP:10:PRO:O	36:BP:11:GLY:C	2.53	0.47
25:BA:942:G:OP1	36:BP:35:HIS:HB3	2.15	0.47
25:BA:941:A:O2'	36:BP:35:HIS:ND1	2.43	0.47
36:BP:85:LEU:HD12	36:BP:120:ALA:HB2	1.97	0.47
40:BT:26:ASP:O	40:BT:89:VAL:N	2.36	0.47
41:BU:31:SER:C	41:BU:33:ARG:N	2.68	0.47
46:BZ:14:LYS:N	46:BZ:15:PRO:HD3	2.30	0.47
1:CA:1140:C:H42	1:CA:1162:G:H22	1.63	0.47
1:CA:1488:G:H2'	1:CA:1489:U:O4'	2.15	0.47
2:CB:41:ILE:HG22	2:CB:41:ILE:O	2.15	0.47
4:CD:65:ARG:HD2	4:CD:72:GLU:HA	1.95	0.47
6:CF:62:TRP:C	6:CF:63:TYR:CD2	2.88	0.47

Continued on next page...

Continued from previous page...

Atom-1	Atom-2	Interatomic distance (Å)	Clash overlap (Å)
9:CI:114:TYR:CE1	10:CJ:60:ARG:N	2.83	0.47
10:CJ:85:LEU:C	10:CJ:87:THR:H	2.17	0.47
13:CM:49:THR:N	13:CM:52:GLU:OE1	2.47	0.47
19:CS:35:SER:C	19:CS:37:ARG:H	2.17	0.47
23:CV:25:U:C2'	23:CV:26:C:H5'	2.44	0.47
23:CV:15:G:H1	23:CV:49:C:H5	1.61	0.47
47:D0:12:ASN:O	47:D0:13:GLY:C	2.53	0.47
47:D0:70:GLN:HE21	47:D0:70:GLN:HB3	1.54	0.47
48:D1:52:ARG:NH2	48:D1:52:ARG:HG3	2.28	0.47
25:DA:15:G:O2'	52:D5:18:ALA:HA	2.15	0.47
25:DA:1049:C:H2'	25:DA:1050:A:C8	2.50	0.47
25:DA:1469:A:O2'	25:DA:1470:G:H5'	2.15	0.47
25:DA:2299:G:N1	25:DA:2318:G:C8	2.83	0.47
25:DA:2392:A:H2'	25:DA:2393:A:O4'	2.15	0.47
25:DA:2562:U:H2'	25:DA:2563:U:H5'	1.97	0.47
25:DA:2626:C:H2'	25:DA:2627:G:O4'	2.14	0.47
25:DA:2790:A:N3	25:DA:2790:A:C2'	2.77	0.47
25:DA:2789:C:N3	25:DA:2894:G:O6	2.47	0.47
25:DA:301:G:H4'	25:DA:301:G:OP1	2.13	0.47
25:DA:30:G:O2'	25:DA:31:C:H5'	2.15	0.47
26:DB:83:G:H4'	50:D3:52:HIS:CD2	2.50	0.47
26:DB:82:G:H2'	26:DB:83:G:H8	1.79	0.47
27:DC:155:GLU:O	27:DC:156:ILE:CB	2.63	0.47
27:DC:83:ILE:HA	27:DC:94:VAL:CG2	2.45	0.47
25:DA:1902:C:H5''	28:DD:246:PRO:HD3	1.96	0.47
29:DE:19:ARG:O	29:DE:19:ARG:HG3	2.14	0.47
30:DF:65:TRP:CH2	30:DF:75:HIS:HD2	2.32	0.47
30:DF:9:ILE:HG12	30:DF:13:SER:O	2.15	0.47
31:DG:128:ARG:O	31:DG:130:ASN:N	2.47	0.47
32:DH:43:VAL:CG1	32:DH:52:VAL:HA	2.30	0.47
32:DH:88:LEU:N	32:DH:88:LEU:HD22	2.29	0.47
34:DN:119:ARG:HG3	34:DN:119:ARG:NH1	2.30	0.47
36:DP:10:PRO:O	36:DP:11:GLY:C	2.53	0.47
37:DQ:76:LYS:HB3	37:DQ:91:GLU:HG3	1.96	0.47
38:DR:97:VAL:CG2	38:DR:114:VAL:HG22	2.32	0.47
40:DT:27:THR:O	40:DT:28:VAL:HG23	2.14	0.47
41:DU:98:LEU:HD21	42:DV:2:PHE:HZ	1.80	0.47
42:DV:25:LEU:HD11	42:DV:94:LEU:HD11	1.97	0.47
45:DY:90:LEU:HD12	45:DY:90:LEU:C	2.35	0.47
46:DZ:10:ARG:HB2	46:DZ:38:TYR:HD2	1.79	0.47
1:AA:168:C:H2'	1:AA:169:C:C6	2.50	0.47

Continued on next page...

Continued from previous page...

Atom-1	Atom-2	Interatomic distance (Å)	Clash overlap (Å)
1:AA:56:U:H6	1:AA:56:U:O5'	1.98	0.47
3:AC:73:PRO:CA	3:AC:76:VAL:HG22	2.45	0.47
7:AG:91:VAL:HG12	7:AG:96:GLN:HB2	1.95	0.47
9:AI:17:VAL:HG22	9:AI:63:ILE:CD1	2.44	0.47
12:AL:40:VAL:HG12	12:AL:40:VAL:O	2.15	0.47
23:AV:69:C:O2'	23:AV:70:C:H5'	2.15	0.47
22:AY:33:U:H3'	22:AY:34:G:C5'	2.45	0.47
48:B1:48:LYS:HA	48:B1:60:PHE:O	2.15	0.47
52:B5:48:GLU:HA	52:B5:57:VAL:HG22	1.96	0.47
53:B6:36:LEU:HD23	53:B6:36:LEU:N	2.30	0.47
25:BA:1414:G:H1	25:BA:1588:C:H42	1.62	0.47
25:BA:1987:G:C5'	25:BA:1987:G:C8	2.97	0.47
25:BA:2040:C:H2'	25:BA:2041:U:H6	1.79	0.47
25:BA:272:G:C4	25:BA:421:U:C5	3.03	0.47
28:BD:31:LYS:O	28:BD:32:SER:C	2.52	0.47
25:BA:2445:G:OP1	30:BF:74:ARG:NH2	2.47	0.47
32:BH:156:ALA:N	32:BH:158:HIS:H	2.12	0.47
32:BH:23:ARG:NE	32:BH:36:PRO:HB3	2.30	0.47
33:BI:41:GLU:O	33:BI:45:LYS:HG2	2.14	0.47
35:BO:121:VAL:HG11	40:BT:35:LYS:HZ3	1.80	0.47
35:BO:22:ILE:HB	35:BO:40:VAL:O	2.15	0.47
38:BR:59:ASP:OD2	38:BR:59:ASP:N	2.47	0.47
39:BS:36:TYR:N	39:BS:36:TYR:CD1	2.82	0.47
41:BU:112:ARG:HE	42:BV:46:VAL:HG21	1.78	0.47
43:BW:92:ARG:HG2	43:BW:92:ARG:NH1	2.27	0.47
46:BZ:151:HIS:CA	46:BZ:170:THR:HA	2.45	0.47
46:BZ:96:VAL:CG1	46:BZ:97:GLU:N	2.78	0.47
1:CA:1199:C:H2'	1:CA:1200:U:C6	2.50	0.47
1:CA:261:G:H5'	1:CA:262:C:C5	2.44	0.47
1:CA:32:A:OP2	1:CA:393:C:O2'	2.20	0.47
1:CA:404:G:H5'	4:CD:25:ARG:HB2	1.97	0.47
1:CA:67:C:H2'	1:CA:68:G:C8	2.50	0.47
1:CA:943:G:C2	1:CA:944:C:C2	3.03	0.47
3:CC:76:VAL:HG23	3:CC:77:ILE:H	1.78	0.47
6:CF:21:LEU:HA	6:CF:24:GLU:HG2	1.96	0.47
1:CA:1221:U:N3	7:CG:30:ILE:HG22	2.29	0.47
10:CJ:5:ARG:O	10:CJ:98:ILE:HA	2.14	0.47
10:CJ:6:ILE:HG22	10:CJ:98:ILE:HG13	1.96	0.47
14:CN:22:THR:O	14:CN:23:ARG:HB2	2.14	0.47
49:D2:50:ILE:C	49:D2:52:ASP:H	2.17	0.47
49:D2:65:ASN:HB3	49:D2:69:ARG:HH21	1.76	0.47

Continued on next page...

Continued from previous page...

Atom-1	Atom-2	Interatomic distance (Å)	Clash overlap (Å)
25:DA:1344:G:N3	25:DA:1385:G:C8	2.82	0.47
25:DA:1952:A:C6	25:DA:1953:A:C6	3.03	0.47
25:DA:2183:C:O2'	25:DA:2184:G:H5'	2.15	0.47
25:DA:314:A:C2'	25:DA:315:G:C5'	2.90	0.47
25:DA:247:G:H4'	25:DA:386:G:C5	2.50	0.47
26:DB:93:G:C2	26:DB:94:C:C5	3.02	0.47
27:DC:83:ILE:HG23	27:DC:94:VAL:HG23	1.97	0.47
28:DD:206:LEU:HD23	28:DD:206:LEU:HA	1.56	0.47
28:DD:40:THR:HG22	28:DD:41:GLY:O	2.15	0.47
33:DI:104:GLN:O	33:DI:105:HIS:CD2	2.66	0.47
35:DO:17:ARG:HE	35:DO:47:ILE:HD11	1.80	0.47
1:CA:334:C:OP2	35:DO:97:ARG:NH1	2.48	0.47
36:DP:9:ASN:ND2	36:DP:10:PRO:HD3	2.30	0.47
38:DR:27:SER:HB3	38:DR:34:ILE:HD12	1.96	0.47
40:DT:12:SER:HB3	40:DT:57:PHE:CG	2.48	0.47
41:DU:104:GLN:HB3	42:DV:44:LYS:NZ	2.27	0.47
1:AA:1236:G:O3'	1:AA:1239:G:H1'	2.15	0.47
2:AB:101:MET:HA	2:AB:108:ILE:HG21	1.96	0.47
2:AB:14:GLY:C	2:AB:15:VAL:HG22	2.36	0.47
3:AC:139:GLN:OE1	3:AC:139:GLN:HA	2.15	0.47
19:AS:45:VAL:HA	19:AS:62:ILE:HG23	1.96	0.47
20:AT:44:ALA:HB1	20:AT:92:LEU:HG	1.97	0.47
31:BG:108:ASN:HA	51:B4:63:SER:HB3	1.97	0.47
25:BA:1024:G:O5'	25:BA:1024:G:H8	1.98	0.47
25:BA:1447:G:C4	25:BA:1448:G:C8	3.03	0.47
25:BA:2011:U:C2'	25:BA:2012:G:H5'	2.45	0.47
25:BA:2376:A:H2'	25:BA:2377:A:O4'	2.15	0.47
25:BA:2467:C:O2	37:BQ:124:LYS:NZ	2.46	0.47
25:BA:2697:G:H2'	25:BA:2698:U:O4'	2.15	0.47
25:BA:2707:G:H5''	38:BR:68:ARG:NH2	2.30	0.47
25:BA:2872:G:C2	25:BA:2873:A:N6	2.83	0.47
25:BA:2839:G:H1	25:BA:2878:U:H3	1.63	0.47
25:BA:2886:G:H2'	25:BA:2887:U:C6	2.50	0.47
26:BB:60:C:H2'	26:BB:61:G:C8	2.42	0.47
27:BC:41:VAL:HG12	27:BC:213:TYR:HA	1.97	0.47
29:BE:116:VAL:CG2	29:BE:122:PHE:CG	2.98	0.47
25:BA:1670:C:O2	29:BE:129:HIS:HE1	1.97	0.47
30:BF:3:GLU:HG3	30:BF:19:GLU:HG3	1.97	0.47
31:BG:111:LEU:CA	31:BG:114:ILE:CD1	2.84	0.47
31:BG:130:ASN:HB3	31:BG:160:VAL:HA	1.97	0.47
33:BI:14:ASP:O	33:BI:15:VAL:O	2.32	0.47

Continued on next page...

Continued from previous page...

Atom-1	Atom-2	Interatomic distance (Å)	Clash overlap (Å)
34:BN:32:THR:HG22	34:BN:37:LYS:HB3	1.97	0.47
34:BN:48:MET:N	34:BN:48:MET:HE3	2.28	0.47
34:BN:91:LEU:CD2	34:BN:98:VAL:HG21	2.45	0.47
35:BO:114:ILE:O	35:BO:116:SER:OG	2.28	0.47
35:BO:64:ARG:O	35:BO:83:ALA:N	2.39	0.47
36:BP:143:GLY:C	36:BP:145:PRO:HD3	2.35	0.47
38:BR:2:ARG:CZ	38:BR:5:LYS:CE	2.92	0.47
38:BR:87:TYR:HE1	38:BR:117:VAL:O	1.97	0.47
39:BS:58:LEU:HD23	39:BS:65:VAL:CG1	2.45	0.47
26:BB:49:C:OP1	39:BS:96:GLY:HA3	2.14	0.47
40:BT:33:LYS:HA	40:BT:33:LYS:HE3	1.97	0.47
42:BV:53:GLU:C	42:BV:55:ALA:H	2.18	0.47
46:BZ:120:ILE:HG21	46:BZ:170:THR:OG1	2.14	0.47
46:BZ:129:SER:C	46:BZ:131:ARG:H	2.19	0.47
46:BZ:17:ALA:HA	46:BZ:20:ARG:HD2	1.97	0.47
1:CA:1254:G:H3'	1:CA:1255:G:H8	1.79	0.47
1:CA:649:G:OP2	1:CA:708:G:N2	2.41	0.47
1:CA:792:G:C6	1:CA:793:C:C4	3.02	0.47
3:CC:129:ALA:HB3	3:CC:132:ARG:HB3	1.97	0.47
3:CC:15:THR:HG22	3:CC:16:ARG:H	1.80	0.47
5:CE:76:ILE:HG13	5:CE:142:LEU:HD13	1.96	0.47
5:CE:90:VAL:O	5:CE:91:LEU:HD12	2.14	0.47
9:CI:88:TYR:O	9:CI:89:ASN:HB2	2.15	0.47
11:CK:124:LYS:HB3	11:CK:125:PHE:CD1	2.50	0.47
12:CL:22:SER:C	12:CL:24:VAL:H	2.18	0.47
12:CL:6:THR:HG23	12:CL:9:GLN:CG	2.45	0.47
19:CS:24:ALA:O	19:CS:25:LYS:CB	2.61	0.47
1:CA:197:G:N3	20:CT:105:SER:HB3	2.30	0.47
20:CT:24:LEU:C	20:CT:24:LEU:HD13	2.34	0.47
22:CW:34:G:O6	24:CX:13:A:C6	2.67	0.47
22:CW:35:A:C6	24:CX:13:A:N1	2.82	0.47
49:D2:50:ILE:O	49:D2:54:LYS:HG2	2.14	0.47
52:D5:36:CYS:HB2	52:D5:49:CYS:SG	2.55	0.47
25:DA:108:U:H2'	25:DA:109:G:H8	1.79	0.47
25:DA:1142:U:H3'	25:DA:1142:U:H6	1.80	0.47
25:DA:1232:G:H2'	25:DA:1233:C:H6	1.79	0.47
25:DA:1958:C:O2'	25:DA:1959:G:H5'	2.15	0.47
25:DA:1935:G:H1'	25:DA:1964:G:N2	2.30	0.47
25:DA:2376:A:H2'	25:DA:2377:A:O4'	2.15	0.47
25:DA:2482:G:H22	37:DQ:52:VAL:CG1	2.28	0.47
25:DA:2636:U:H4'	29:DE:80:GLU:CD	2.36	0.47

Continued on next page...

Continued from previous page...

Atom-1	Atom-2	Interatomic distance (Å)	Clash overlap (Å)
25:DA:2873:A:N3	38:DR:6:SER:CB	2.73	0.47
25:DA:634:C:H2'	25:DA:635:C:C6	2.50	0.47
26:DB:29:A:H2'	26:DB:30:C:C6	2.50	0.47
27:DC:41:VAL:HG12	27:DC:213:TYR:HA	1.97	0.47
28:DD:111:LEU:HD13	28:DD:112:GLN:N	2.30	0.47
30:DF:168:ARG:HA	30:DF:175:THR:CG2	2.42	0.47
30:DF:40:GLN:HE22	30:DF:182:ASN:HB2	1.80	0.47
30:DF:42:ALA:O	30:DF:45:ARG:HB2	2.15	0.47
25:DA:674:G:H1'	30:DF:74:ARG:CD	2.44	0.47
33:DI:10:GLU:OE1	33:DI:11:ASN:HB2	2.15	0.47
34:DN:43:THR:HB	34:DN:46:VAL:CG1	2.45	0.47
30:DF:31:HIS:HB2	36:DP:13:ASN:HB3	1.97	0.47
25:DA:2482:G:N2	37:DQ:52:VAL:HG11	2.30	0.47
40:DT:56:GLY:N	40:DT:59:THR:HG22	2.29	0.47
42:DV:16:PRO:O	42:DV:96:ILE:O	2.33	0.47
42:DV:19:LYS:CG	42:DV:20:LEU:N	2.78	0.47
25:DA:25:U:H5'	43:DW:78:GLU:O	2.15	0.47
1:AA:1007:C:C4'	1:AA:1015:G:H22	2.28	0.46
1:AA:12:U:H4'	1:AA:509:C:O2'	2.15	0.46
1:AA:1306:C:N4	1:AA:1307:C:N4	2.63	0.46
1:AA:1378:A:H2	5:AE:19:MET:HG3	1.80	0.46
1:AA:1407:U:O2	1:AA:1453:G:C2	2.68	0.46
2:AB:213:LEU:C	2:AB:213:LEU:CD2	2.84	0.46
4:AD:13:ARG:O	4:AD:14:ARG:C	2.54	0.46
4:AD:79:PHE:CD2	4:AD:79:PHE:C	2.88	0.46
5:AE:144:THR:C	5:AE:146:ALA:N	2.68	0.46
5:AE:69:VAL:HG11	5:AE:71:LEU:HD21	1.97	0.46
5:AE:6:PHE:HD1	5:AE:63:ARG:NH1	2.13	0.46
5:AE:78:HIS:HE1	5:AE:143:ARG:H	1.63	0.46
7:AG:78:ARG:HD2	7:AG:79:ARG:N	2.24	0.46
7:AG:78:ARG:CD	7:AG:79:ARG:H	2.26	0.46
13:AM:48:LEU:HA	13:AM:52:GLU:OE1	2.15	0.46
20:AT:49:ALA:HB1	20:AT:100:ILE:CD1	2.45	0.46
20:AT:59:ALA:C	20:AT:61:SER:N	2.67	0.46
23:AV:15:G:H22	23:AV:49:C:N4	2.12	0.46
47:B0:23:VAL:HG11	47:B0:69:PHE:HZ	1.81	0.46
25:BA:1188:U:C5'	42:BV:79:VAL:HG22	2.45	0.46
25:BA:1354:A:H2'	25:BA:1355:G:O4'	2.15	0.46
25:BA:1344:G:H4'	25:BA:1384:A:N7	2.30	0.46
25:BA:150:C:H2'	25:BA:151:C:C6	2.50	0.46
25:BA:1811:G:O2'	25:BA:1812:A:H5'	2.15	0.46

Continued on next page...

Continued from previous page...

Atom-1	Atom-2	Interatomic distance (Å)	Clash overlap (Å)
25:BA:2016:U:O2	52:B5:7:PRO:HG2	2.15	0.46
25:BA:2052:G:O4'	29:BE:142:GLY:HA3	2.15	0.46
25:BA:2196:C:C2'	25:BA:2197:U:H5'	2.45	0.46
25:BA:2884:U:H2'	25:BA:2885:C:C5'	2.45	0.46
25:BA:312:G:H5'	25:BA:331:A:H2'	1.97	0.46
25:BA:89:G:H3'	25:BA:90:U:H5''	1.96	0.46
28:BD:111:LEU:HD13	28:BD:112:GLN:N	2.30	0.46
29:BE:46:ALA:HA	29:BE:82:ARG:O	2.15	0.46
30:BF:125:LEU:N	30:BF:125:LEU:HD22	2.29	0.46
30:BF:67:GLN:O	30:BF:68:LYS:CB	2.63	0.46
31:BG:46:ALA:CA	31:BG:51:ARG:HG3	2.45	0.46
32:BH:98:LEU:HD22	32:BH:125:VAL:CG2	2.45	0.46
34:BN:131:GLN:O	34:BN:132:ALA:HB2	2.15	0.46
34:BN:3:THR:O	34:BN:5:VAL:N	2.49	0.46
36:BP:97:PRO:O	36:BP:98:GLU:HG3	2.14	0.46
39:BS:29:PHE:C	39:BS:29:PHE:CD2	2.88	0.46
41:BU:15:LYS:HD3	41:BU:15:LYS:N	2.28	0.46
43:BW:2:GLU:HA	43:BW:64:MET:HE1	1.97	0.46
46:BZ:141:VAL:HG22	46:BZ:141:VAL:O	2.15	0.46
46:BZ:163:LEU:CD1	46:BZ:163:LEU:H	2.20	0.46
1:CA:1260:A:H61	3:CC:26:LYS:HZ1	1.62	0.46
1:CA:1281:G:O2'	1:CA:1282:U:OP2	2.30	0.46
1:CA:138:G:C2	1:CA:139:G:C4	3.03	0.46
1:CA:1432:C:O4'	1:CA:1433:G:C2	2.68	0.46
1:CA:76:G:N2	1:CA:77:G:C6	2.83	0.46
2:CB:213:LEU:C	2:CB:213:LEU:CD2	2.84	0.46
2:CB:31:TYR:N	2:CB:31:TYR:CD2	2.82	0.46
3:CC:114:PRO:O	3:CC:118:GLN:NE2	2.38	0.46
13:CM:90:LEU:O	13:CM:92:HIS:N	2.45	0.46
16:CP:58:TYR:O	16:CP:61:SER:N	2.48	0.46
18:CR:44:LEU:CD2	18:CR:50:ILE:HD13	2.44	0.46
19:CS:61:TYR:CG	19:CS:62:ILE:N	2.83	0.46
20:CT:58:LYS:O	20:CT:61:SER:HB3	2.15	0.46
23:CV:32:G:H2'	23:CV:33:C:C6	2.47	0.46
23:CV:4:G:C6	23:CV:71:G:C6	3.04	0.46
47:D0:51:VAL:CG2	47:D0:81:VAL:HG23	2.44	0.46
53:D6:36:LEU:HD23	53:D6:36:LEU:N	2.30	0.46
56:D9:19:ARG:O	56:D9:20:HIS:HB2	2.16	0.46
25:DA:2080:G:P	48:D1:35:THR:HG21	2.54	0.46
25:DA:2159:G:N2	25:DA:2160:G:H1'	2.29	0.46
25:DA:2186:G:C4	25:DA:2187:G:C8	3.03	0.46

Continued on next page...

Continued from previous page...

Atom-1	Atom-2	Interatomic distance (Å)	Clash overlap (Å)
25:DA:2580:U:H5'	29:DE:131:ALA:H	1.80	0.46
25:DA:2682:U:H2'	25:DA:2683:C:C6	2.50	0.46
25:DA:2701:C:H2'	25:DA:2702:U:H6	1.81	0.46
25:DA:451:C:C5	25:DA:453:C:H5''	2.50	0.46
25:DA:962:G:O2'	25:DA:963:U:H5'	2.15	0.46
25:DA:965:C:H6	25:DA:965:C:H5''	1.79	0.46
26:DB:87:G:H1	26:DB:91:C:N4	2.13	0.46
29:DE:119:ARG:O	29:DE:120:TRP:CD2	2.68	0.46
29:DE:117:MET:CE	29:DE:124:GLY:HA3	2.45	0.46
25:DA:2784:C:H1'	29:DE:42:ASP:OD1	2.15	0.46
25:DA:2632:A:O2'	29:DE:61:ARG:NH2	2.49	0.46
31:DG:175:LEU:N	31:DG:175:LEU:CD1	2.78	0.46
31:DG:43:LEU:HB2	31:DG:88:ILE:HD11	1.97	0.46
32:DH:107:VAL:HG21	32:DH:152:ARG:CG	2.44	0.46
32:DH:13:LYS:O	32:DH:15:VAL:N	2.46	0.46
32:DH:23:ARG:NE	32:DH:36:PRO:HB3	2.30	0.46
33:DI:58:LEU:HD12	33:DI:61:ARG:CZ	2.46	0.46
35:DO:12:ASP:OD1	35:DO:14:THR:OG1	2.32	0.46
40:DT:102:ILE:O	40:DT:106:SER:HB3	2.15	0.46
40:DT:88:ILE:HG22	40:DT:89:VAL:HG22	1.96	0.46
46:DZ:129:SER:C	46:DZ:131:ARG:H	2.19	0.46
1:AA:1113:G:C2	1:AA:1114:C:N4	2.83	0.46
1:AA:923:A:H2'	1:AA:924:G:C8	2.50	0.46
2:AB:17:PHE:HD2	2:AB:17:PHE:N	2.13	0.46
2:AB:238:LEU:O	2:AB:240:GLN:N	2.47	0.46
2:AB:92:TYR:CD1	2:AB:151:GLY:HA3	2.50	0.46
3:AC:5:ILE:CD1	3:AC:5:ILE:C	2.82	0.46
5:AE:136:MET:C	5:AE:138:ALA:H	2.18	0.46
7:AG:69:VAL:HG12	7:AG:100:ALA:HA	1.97	0.46
8:AH:86:ILE:CG2	8:AH:87:SER:H	2.21	0.46
9:AI:5:TYR:OH	9:AI:16:ARG:HG2	2.15	0.46
10:AJ:63:PHE:HA	14:AN:59:ALA:HB2	1.97	0.46
12:AL:38:THR:HG21	12:AL:65:GLU:OE2	2.15	0.46
13:AM:88:ARG:CA	13:AM:98:VAL:CG1	2.93	0.46
19:AS:28:LYS:HD2	19:AS:29:ARG:NE	2.30	0.46
20:AT:93:GLU:OE1	20:AT:94:ALA:N	2.48	0.46
23:AV:66:C:C6	23:AV:66:C:C5'	2.89	0.46
47:B0:10:THR:CG2	47:B0:12:ASN:HB2	2.45	0.46
47:B0:51:VAL:CG2	47:B0:81:VAL:HG23	2.44	0.46
49:B2:12:GLU:O	49:B2:16:LEU:HG	2.16	0.46
49:B2:16:LEU:O	49:B2:17:SER:O	2.33	0.46

Continued on next page...

Continued from previous page...

Atom-1	Atom-2	Interatomic distance (Å)	Clash overlap (Å)
54:B7:16:HIS:HA	54:B7:21:ARG:HH12	1.79	0.46
25:BA:108:U:H2'	25:BA:109:G:H8	1.79	0.46
25:BA:1484:G:H2'	25:BA:1485:G:H5''	1.97	0.46
25:BA:176:G:C2'	25:BA:177:G:H5'	2.45	0.46
25:BA:1925:C:C2'	25:BA:1926:U:H5'	2.46	0.46
25:BA:2327:A:C5	25:BA:2388:A:N1	2.83	0.46
25:BA:271(Q):G:C4	25:BA:271(R):G:C8	2.95	0.46
25:BA:2870:C:H2'	25:BA:2871:C:H5'	1.96	0.46
25:BA:351:G:H8	25:BA:351:G:OP2	1.97	0.46
25:BA:69:C:H2'	25:BA:69:C:O2	2.14	0.46
25:BA:71:A:P	25:BA:71:A:H3'	2.54	0.46
25:BA:769:G:H5'	25:BA:1379:A:H61	1.81	0.46
26:BB:7:G:N3	39:BS:38:GLN:NE2	2.56	0.46
28:BD:181:GLU:OE2	28:BD:270:ILE:HG22	2.16	0.46
31:BG:44:GLY:N	31:BG:88:ILE:HG12	2.31	0.46
32:BH:94:TYR:HE1	32:BH:108:GLY:H	1.61	0.46
33:BI:10:GLU:O	33:BI:12:LEU:HD23	2.15	0.46
33:BI:26:ALA:O	33:BI:31:LEU:HD13	2.14	0.46
34:BN:111:PRO:HA	34:BN:114:ARG:CZ	2.45	0.46
37:BQ:1:MET:O	37:BQ:2:LEU:HB2	2.15	0.46
39:BS:66:ALA:HA	39:BS:69:VAL:HG12	1.97	0.46
40:BT:126:ALA:C	40:BT:128:GLU:H	2.19	0.46
41:BU:92:ARG:NH1	41:BU:92:ARG:CG	2.78	0.46
45:BY:40:GLU:HA	45:BY:40:GLU:OE2	2.15	0.46
1:CA:1136:G:H2'	1:CA:1137:G:C8	2.50	0.46
1:CA:1296:U:H2'	1:CA:1297:G:O4'	2.14	0.46
1:CA:27:G:H2'	1:CA:28:G:H8	1.80	0.46
1:CA:346:G:O5'	1:CA:346:G:H8	1.98	0.46
1:CA:522:A:OP1	12:CL:114:LYS:HE2	2.14	0.46
1:CA:619:U:H2'	1:CA:620:G:C8	2.49	0.46
1:CA:627:G:O2'	1:CA:628:C:H5'	2.15	0.46
2:CB:194:PRO:O	2:CB:197:VAL:N	2.48	0.46
3:CC:159:GLY:HA2	3:CC:193:TYR:CG	2.50	0.46
6:CF:19:LEU:O	6:CF:23:LYS:HG3	2.16	0.46
6:CF:28:ARG:HG3	6:CF:28:ARG:HH11	1.81	0.46
7:CG:11:GLN:NE2	7:CG:12:LEU:N	2.62	0.46
19:CS:33:THR:OG1	19:CS:34:TRP:N	2.46	0.46
26:DB:11:C:OP1	47:D0:72:ARG:HD2	2.14	0.46
48:D1:68:PRO:HG2	48:D1:69:LYS:N	2.30	0.46
48:D1:69:LYS:HA	48:D1:72:GLU:HB2	1.95	0.46
50:D3:48:GLU:O	50:D3:51:ALA:HB2	2.16	0.46

Continued on next page...

Continued from previous page...

Atom-1	Atom-2	Interatomic distance (Å)	Clash overlap (Å)
25:DA:1019:U:O2'	25:DA:1021:A:C2	2.57	0.46
25:DA:1373:A:H2'	25:DA:1374:G:O4'	2.16	0.46
25:DA:1396:U:C2'	25:DA:1396:U:O2	2.63	0.46
25:DA:2040:C:H2'	25:DA:2041:U:H6	1.79	0.46
25:DA:2196:C:C2'	25:DA:2197:U:H5'	2.45	0.46
25:DA:2349:G:H5'	25:DA:2349:G:C8	2.50	0.46
25:DA:2419:U:O4	55:D8:30:ARG:NH1	2.48	0.46
25:DA:353:G:C5	25:DA:354:G:N7	2.83	0.46
25:DA:747:U:H3'	25:DA:2612:C:H41	1.80	0.46
26:DB:66:A:C2	26:DB:109:C:C2	3.04	0.46
26:DB:83:G:N1	26:DB:84:C:C4	2.83	0.46
26:DB:87:G:N2	26:DB:91:C:N3	2.63	0.46
28:DD:172:TYR:CE2	28:DD:269:PHE:CE1	3.03	0.46
31:DG:117:PHE:HD1	31:DG:118:ARG:H	1.62	0.46
32:DH:17:VAL:C	32:DH:45:VAL:HG22	2.36	0.46
34:DN:134:ARG:N	34:DN:135:PRO:CD	2.77	0.46
25:DA:662:G:OP1	36:DP:18:ARG:HD2	2.15	0.46
37:DQ:12:GLN:HE21	37:DQ:73:PRO:CD	2.28	0.46
37:DQ:1:MET:O	37:DQ:2:LEU:HB2	2.15	0.46
40:DT:78:LEU:O	40:DT:78:LEU:HD23	2.14	0.46
42:DV:53:GLU:C	42:DV:55:ALA:H	2.18	0.46
43:DW:68:ARG:HD2	43:DW:110:LYS:HB2	1.97	0.46
43:DW:9:TYR:H	43:DW:102:HIS:CD2	2.33	0.46
45:DY:17:SER:OG	45:DY:71:LYS:CD	2.63	0.46
46:DZ:103:ARG:HB2	46:DZ:136:PHE:CE1	2.50	0.46
46:DZ:52:SER:OG	46:DZ:53:ILE:HG13	2.16	0.46
1:AA:1123:C:H2'	1:AA:1124:G:C8	2.51	0.46
1:AA:112:A:H4'	1:AA:113:A:O5'	2.15	0.46
1:AA:1405:G:C2	1:AA:1406:C:C2	3.04	0.46
1:AA:124:A:H1'	1:AA:258:A:O2'	2.15	0.46
1:AA:365:C:H2'	1:AA:366:G:C8	2.51	0.46
1:AA:656:G:O3'	6:AF:87:ARG:NH2	2.47	0.46
1:AA:953:G:OP2	1:AA:1339:U:O2'	2.28	0.46
2:AB:21:ARG:C	2:AB:23:ARG:H	2.19	0.46
1:AA:602:U:N3	4:AD:134:ASP:OD2	2.34	0.46
7:AG:57:GLU:HG3	7:AG:57:GLU:O	2.15	0.46
2:AB:178:ARG:HD2	8:AH:71:GLY:O	2.16	0.46
8:AH:91:ARG:HH11	8:AH:91:ARG:CG	2.27	0.46
7:AG:16:LEU:HD11	9:AI:42:ARG:HG3	1.95	0.46
14:AN:34:TYR:H	14:AN:34:TYR:HD1	1.62	0.46
20:AT:39:LYS:O	20:AT:43:LEU:HG	2.15	0.46

Continued on next page...

Continued from previous page...

Atom-1	Atom-2	Interatomic distance (Å)	Clash overlap (Å)
20:AT:59:ALA:C	20:AT:61:SER:H	2.18	0.46
53:B6:52:VAL:HG12	53:B6:53:LYS:N	2.30	0.46
54:B7:8:ASN:HB3	54:B7:11:LYS:HB3	1.97	0.46
55:B8:61:LEU:HD12	55:B8:61:LEU:N	2.30	0.46
25:BA:1344:G:H4'	25:BA:1384:A:C5	2.50	0.46
25:BA:1490:A:N6	28:BD:98:VAL:HG11	2.30	0.46
25:BA:2039:C:O2'	25:BA:2040:C:H5'	2.15	0.46
25:BA:2464:C:N3	25:BA:2487:G:C2	2.84	0.46
25:BA:2517:C:C6	25:BA:2542:A:N1	2.84	0.46
25:BA:271(P):C:C5'	33:BI:46:ALA:HB2	2.45	0.46
25:BA:2736:G:O2'	25:BA:2737:G:H5'	2.15	0.46
25:BA:2177:C:H1'	27:BC:44:HIS:CD2	2.50	0.46
28:BD:228:PRO:HD3	28:BD:235:GLY:CA	2.45	0.46
28:BD:40:THR:HG22	28:BD:41:GLY:O	2.15	0.46
29:BE:117:MET:CE	29:BE:124:GLY:HA3	2.45	0.46
31:BG:6:ALA:HB3	31:BG:104:GLU:OE1	2.15	0.46
31:BG:6:ALA:HB3	31:BG:104:GLU:CD	2.35	0.46
32:BH:158:HIS:NE2	32:BH:169:VAL:O	2.47	0.46
34:BN:134:ARG:N	34:BN:135:PRO:CD	2.77	0.46
34:BN:26:LEU:CG	34:BN:30:ILE:HD11	2.45	0.46
36:BP:101:VAL:HG12	36:BP:107:LYS:H	1.80	0.46
25:BA:2840:C:H4'	38:BR:53:HIS:CD2	2.51	0.46
39:BS:35:ILE:CG2	39:BS:53:SER:HB2	2.44	0.46
41:BU:110:VAL:O	41:BU:114:LYS:HG2	2.16	0.46
42:BV:39:LEU:HD13	42:BV:39:LEU:N	2.29	0.46
42:BV:25:LEU:HD11	42:BV:94:LEU:HD11	1.97	0.46
43:BW:55:ALA:HA	43:BW:107:LEU:CD2	2.44	0.46
46:BZ:74:VAL:HG13	46:BZ:86:VAL:HG13	1.97	0.46
1:CA:1358:U:H2'	1:CA:1359:A:H8	1.79	0.46
1:CA:636:A:O4'	8:CH:56:LYS:NZ	2.49	0.46
4:CD:206:PHE:CD2	4:CD:207:TYR:CE2	3.04	0.46
7:CG:15:ASP:CB	7:CG:20:ASP:H	2.28	0.46
7:CG:70:LYS:HB3	7:CG:96:GLN:OE1	2.14	0.46
7:CG:75:VAL:O	7:CG:75:VAL:HG23	2.15	0.46
9:CI:24:GLY:O	9:CI:25:LYS:C	2.52	0.46
9:CI:48:GLU:N	9:CI:49:PRO:CD	2.76	0.46
9:CI:28:VAL:CA	9:CI:63:ILE:O	2.60	0.46
10:CJ:83:GLU:O	10:CJ:85:LEU:N	2.49	0.46
11:CK:99:GLN:HA	11:CK:105:VAL:HG11	1.97	0.46
23:CV:53:G:C5'	23:CV:53:G:C8	2.95	0.46
22:CW:21:A:N7	22:CW:46:G:C8	2.83	0.46

Continued on next page...

Continued from previous page...

Atom-1	Atom-2	Interatomic distance (Å)	Clash overlap (Å)
49:D2:12:GLU:O	49:D2:16:LEU:HG	2.16	0.46
25:DA:1173:G:H3'	25:DA:1174:A:C5'	2.45	0.46
25:DA:1287:A:N7	25:DA:1288:U:C4	2.80	0.46
25:DA:1464:C:C4'	25:DA:1528(A):A:H1'	2.40	0.46
25:DA:1742:G:N7	25:DA:1743:C:C4	2.84	0.46
25:DA:2039:C:O2'	25:DA:2040:C:H5'	2.15	0.46
25:DA:2314:C:H2'	25:DA:2315:G:C8	2.46	0.46
25:DA:2464:C:N3	25:DA:2487:G:C2	2.84	0.46
25:DA:2629:A:C8	25:DA:2895:U:N3	2.78	0.46
25:DA:312:G:H5'	25:DA:331:A:H2'	1.98	0.46
25:DA:315:G:C5	25:DA:316:C:C4	3.03	0.46
25:DA:359:A:C8	25:DA:360:G:C8	3.04	0.46
25:DA:272:G:N1	25:DA:421:U:C4	2.84	0.46
25:DA:66:C:C2'	25:DA:67:U:H5'	2.44	0.46
28:DD:147:LEU:HD12	28:DD:147:LEU:HA	1.70	0.46
28:DD:158:ALA:HB3	28:DD:161:THR:CG2	2.45	0.46
28:DD:181:GLU:OE2	28:DD:270:ILE:HG22	2.16	0.46
29:DE:176:ILE:HG22	29:DE:176:ILE:O	2.13	0.46
25:DA:2729:G:H1'	29:DE:187:ALA:HB2	1.97	0.46
29:DE:46:ALA:HA	29:DE:82:ARG:O	2.15	0.46
31:DG:101:ILE:HG12	31:DG:105:LYS:NZ	2.30	0.46
31:DG:44:GLY:N	31:DG:88:ILE:HG12	2.31	0.46
32:DH:89:ILE:HD13	32:DH:94:TYR:CB	2.46	0.46
33:DI:72:LEU:HD21	33:DI:107:VAL:HG21	1.97	0.46
25:DA:2820:A:H4'	38:DR:2:ARG:HH12	1.80	0.46
40:DT:23:ARG:CG	40:DT:120:ARG:NH1	2.69	0.46
40:DT:65:LYS:HZ2	40:DT:66:VAL:HG23	1.79	0.46
41:DU:102:GLU:OE2	42:DV:2:PHE:CD1	2.69	0.46
41:DU:92:ARG:NH1	41:DU:92:ARG:HG2	2.26	0.46
42:DV:15:GLU:CB	42:DV:16:PRO:CD	2.90	0.46
25:DA:496:G:H1'	43:DW:61:ASN:OD1	2.15	0.46
43:DW:9:TYR:HD2	43:DW:9:TYR:N	2.12	0.46
46:DZ:125:LEU:O	46:DZ:164:ALA:HB3	2.14	0.46
1:AA:1280:A:N7	1:AA:1282:U:O2	2.48	0.46
1:AA:168:C:O2'	1:AA:169:C:H5'	2.16	0.46
1:AA:721:C:H2'	1:AA:722:C:C6	2.51	0.46
2:AB:219:VAL:HG13	2:AB:222:ILE:HD12	1.98	0.46
3:AC:129:ALA:HB3	3:AC:132:ARG:HB3	1.96	0.46
5:AE:90:VAL:HG22	5:AE:121:LYS:O	2.15	0.46
6:AF:62:TRP:C	6:AF:63:TYR:CD2	2.88	0.46
8:AH:83:ILE:HG23	8:AH:83:ILE:O	2.15	0.46

Continued on next page...

Continued from previous page...

Atom-1	Atom-2	Interatomic distance (Å)	Clash overlap (Å)
10:AJ:17:ASP:OD1	10:AJ:70:ARG:NH1	2.48	0.46
1:AA:949:C:O3'	10:AJ:57:LYS:HG2	2.16	0.46
12:AL:28:LYS:C	12:AL:30:ALA:N	2.66	0.46
14:AN:8:GLU:HG3	14:AN:12:ARG:NH1	2.29	0.46
16:AP:55:ARG:O	16:AP:58:TYR:N	2.49	0.46
19:AS:61:TYR:CG	19:AS:62:ILE:N	2.83	0.46
19:AS:36:ARG:HB2	19:AS:72:GLY:HA2	1.97	0.46
22:AW:44:G:C2	22:AW:45:U:O2	2.69	0.46
49:B2:21:LEU:O	49:B2:24:LEU:HB3	2.16	0.46
49:B2:38:GLN:HA	49:B2:41:ILE:HD11	1.97	0.46
25:BA:1742:G:N7	25:BA:1743:C:C4	2.84	0.46
25:BA:196:A:H2'	25:BA:196:A:N3	2.31	0.46
25:BA:2127:G:N2	25:BA:2173:A:H1'	2.30	0.46
25:BA:2327:A:C2	25:BA:2388:A:C2	3.04	0.46
25:BA:247:G:H4'	25:BA:386:G:C5	2.50	0.46
25:BA:2672:G:H3'	25:BA:2673:G:H5''	1.97	0.46
25:BA:2783:G:H2'	25:BA:2784:C:H6	1.80	0.46
25:BA:2788:C:H2'	25:BA:2789:C:O4'	2.15	0.46
25:BA:2801:A:H1'	25:BA:2801(A):A:N7	2.29	0.46
25:BA:315:G:C5	25:BA:316:C:C4	3.03	0.46
25:BA:359:A:C8	25:BA:360:G:C8	3.04	0.46
25:BA:395:U:C2'	25:BA:395:U:O2	2.63	0.46
25:BA:402:A:C2'	25:BA:403:U:H5'	2.45	0.46
25:BA:536:A:H2'	25:BA:537:C:H6	1.79	0.46
25:BA:696:G:O2'	25:BA:697:C:H5'	2.14	0.46
25:BA:88:G:N3	25:BA:88:G:H2'	2.30	0.46
25:BA:846:C:C2	25:BA:930:U:C4	3.03	0.46
27:BC:36:LYS:CB	27:BC:36:LYS:NZ	2.79	0.46
27:BC:83:ILE:HA	27:BC:94:VAL:CG2	2.46	0.46
30:BF:136:THR:HG23	30:BF:137:LYS:H	1.79	0.46
30:BF:42:ALA:O	30:BF:45:ARG:HB2	2.15	0.46
25:BA:674:G:H1'	30:BF:74:ARG:CD	2.46	0.46
31:BG:43:LEU:CD2	31:BG:88:ILE:HD11	2.39	0.46
32:BH:18:GLU:CB	32:BH:25:LYS:HG2	2.41	0.46
36:BP:9:ASN:ND2	36:BP:10:PRO:HD3	2.31	0.46
40:BT:61:PHE:CE2	40:BT:76:PHE:HB2	2.50	0.46
43:BW:24:ILE:HG23	43:BW:36:LEU:HD21	1.97	0.46
44:BX:32:PRO:HA	44:BX:77:LYS:HB2	1.95	0.46
46:BZ:150:LEU:O	46:BZ:171:ILE:HG12	2.15	0.46
1:CA:35:G:C2	1:CA:533:G:C2	3.03	0.46
1:CA:369:A:C6	1:CA:370:U:C4	3.02	0.46

Continued on next page...

Continued from previous page...

Atom-1	Atom-2	Interatomic distance (Å)	Clash overlap (Å)
2:CB:21:ARG:C	2:CB:23:ARG:H	2.19	0.46
5:CE:136:MET:C	5:CE:138:ALA:N	2.69	0.46
5:CE:6:PHE:HD1	5:CE:63:ARG:NH1	2.13	0.46
6:CF:76:ALA:O	6:CF:80:ARG:HG2	2.15	0.46
6:CF:9:VAL:C	6:CF:10:LEU:HD12	2.36	0.46
7:CG:155:ARG:O	7:CG:156:TRP:O	2.33	0.46
11:CK:108:ILE:O	18:CR:86:VAL:HG13	2.15	0.46
12:CL:122:THR:HG22	12:CL:123:LYS:O	2.15	0.46
20:CT:30:LYS:HE3	20:CT:80:ARG:NH2	2.31	0.46
22:CW:52:G:C2	22:CW:53:G:C4	3.03	0.46
47:D0:10:THR:CG2	47:D0:12:ASN:HB2	2.45	0.46
53:D6:32:ASN:CG	53:D6:33:LYS:N	2.66	0.46
53:D6:52:VAL:HG12	53:D6:53:LYS:N	2.30	0.46
25:DA:1339:G:H21	25:DA:1603:A:H1'	1.79	0.46
25:DA:1435:G:H2'	25:DA:1436:G:O4'	2.15	0.46
25:DA:2675:A:C1'	35:DO:29:ASN:ND2	2.78	0.46
25:DA:2629:A:H8	25:DA:2895:U:H3	1.57	0.46
25:DA:298:G:H1'	25:DA:340:A:N6	2.30	0.46
25:DA:445:C:H2'	25:DA:446:G:O4'	2.15	0.46
25:DA:651:G:H2'	25:DA:651:G:N3	2.31	0.46
25:DA:2176:A:O3'	27:DC:218:MET:CB	2.64	0.46
28:DD:266:SER:O	28:DD:267:SER:O	2.33	0.46
28:DD:48:ARG:CG	28:DD:48:ARG:HH11	2.27	0.46
30:DF:124:LEU:HG	30:DF:126:VAL:CG1	2.44	0.46
31:DG:28:VAL:O	31:DG:31:VAL:CG1	2.63	0.46
31:DG:61:ALA:HA	31:DG:64:THR:HG22	1.97	0.46
37:DQ:141:GLN:HE22	46:DZ:72:ARG:C	2.19	0.46
41:DU:98:LEU:O	41:DU:100:VAL:N	2.48	0.46
41:DU:104:GLN:CB	42:DV:44:LYS:HZ1	2.28	0.46
45:DY:50:ARG:O	45:DY:52:SER:N	2.48	0.46
45:DY:76:CYS:SG	45:DY:77:PRO:CD	2.86	0.46
45:DY:90:LEU:O	45:DY:91:GLU:HG2	2.15	0.46
1:AA:1066:G:H5'	1:AA:1084:A:OP2	2.16	0.46
1:AA:1241:C:C6	1:AA:1241:C:H3'	2.49	0.46
1:AA:1329:U:H2'	1:AA:1330:A:H8	1.79	0.46
1:AA:571:G:H2'	1:AA:572:C:H6	1.81	0.46
2:AB:105:PHE:O	2:AB:106:LYS:C	2.54	0.46
3:AC:149:ALA:O	3:AC:150:LYS:HB2	2.15	0.46
3:AC:188:LEU:HB3	3:AC:189:ALA:H	1.53	0.46
3:AC:34:LEU:HD23	3:AC:34:LEU:C	2.36	0.46
3:AC:52:LEU:CD2	3:AC:52:LEU:H	2.24	0.46

Continued on next page...

Continued from previous page...

Atom-1	Atom-2	Interatomic distance (Å)	Clash overlap (Å)
4:AD:100:ARG:HH22	4:AD:137:SER:HB3	1.80	0.46
8:AH:63:LEU:CB	8:AH:65:TYR:CE1	2.98	0.46
14:AN:3:ARG:O	14:AN:7:ILE:HG23	2.16	0.46
15:AO:39:LEU:CD1	15:AO:56:LEU:HB2	2.45	0.46
17:AQ:17:LYS:HA	17:AQ:49:GLU:HG2	1.97	0.46
18:AR:52:PRO:O	18:AR:56:THR:HG23	2.15	0.46
47:B0:29:GLN:O	47:B0:31:VAL:HG13	2.16	0.46
25:BA:1040:C:O2'	25:BA:1041:C:P	2.73	0.46
25:BA:1142:U:H3'	25:BA:1142:U:H6	1.80	0.46
25:BA:1331:A:O2'	25:BA:1332:G:C8	2.69	0.46
25:BA:1766:U:O2'	25:BA:1767:C:H5'	2.15	0.46
25:BA:2183:C:O2'	25:BA:2184:G:H5'	2.15	0.46
25:BA:2320:A:C5	25:BA:2333:A:C5	3.03	0.46
25:BA:2701:C:H2'	25:BA:2702:U:H6	1.81	0.46
25:BA:281:G:N2	25:BA:358:U:H5	2.03	0.46
25:BA:311:A:C6	25:BA:328:U:N3	2.83	0.46
25:BA:353:G:C5	25:BA:354:G:N7	2.83	0.46
25:BA:445:C:H2'	25:BA:446:G:O4'	2.15	0.46
25:BA:634:C:H2'	25:BA:635:C:C6	2.50	0.46
25:BA:747:U:H3'	25:BA:2612:C:H41	1.80	0.46
25:BA:779:U:H2'	25:BA:780:G:H8	1.76	0.46
25:BA:910:A:H2'	25:BA:2264:C:O2'	2.14	0.46
26:BB:109:C:H5'	26:BB:110:G:O5'	2.14	0.46
29:BE:119:ARG:O	29:BE:120:TRP:CD2	2.68	0.46
29:BE:173:VAL:O	29:BE:174:ASP:C	2.52	0.46
30:BF:68:LYS:HB3	30:BF:69:HIS:H	1.43	0.46
31:BG:111:LEU:O	31:BG:117:PHE:CE2	2.67	0.46
31:BG:133:LEU:HG	31:BG:157:ILE:HG13	1.96	0.46
31:BG:175:LEU:CD1	31:BG:175:LEU:N	2.78	0.46
31:BG:76:SER:HB3	31:BG:84:LYS:CA	2.46	0.46
32:BH:158:HIS:ND1	32:BH:168:PRO:HB2	2.29	0.46
33:BI:131:LYS:HG3	33:BI:132:PRO:HD2	1.96	0.46
34:BN:119:ARG:CG	34:BN:119:ARG:HH11	2.29	0.46
34:BN:39:ARG:HE	34:BN:41:ASP:CG	2.19	0.46
34:BN:91:LEU:O	34:BN:95:PRO:HB3	2.15	0.46
37:BQ:34:LEU:HD11	37:BQ:129:THR:OG1	2.16	0.46
38:BR:28:LEU:HA	38:BR:34:ILE:HG12	1.96	0.46
38:BR:7:GLY:O	38:BR:8:ARG:O	2.33	0.46
40:BT:26:ASP:OD1	40:BT:48:ILE:HG12	2.15	0.46
41:BU:72:HIS:HE1	41:BU:107:ALA:HB2	1.80	0.46
42:BV:19:LYS:HZ3	42:BV:20:LEU:H	1.57	0.46

Continued on next page...

Continued from previous page...

Atom-1	Atom-2	Interatomic distance (Å)	Clash overlap (Å)
42:BV:19:LYS:CG	42:BV:20:LEU:N	2.78	0.46
1:CA:1123:C:H2'	1:CA:1124:G:C8	2.49	0.46
1:CA:1448:G:H2'	1:CA:1449:U:C6	2.50	0.46
1:CA:823:C:H4'	1:CA:825:C:C2	2.50	0.46
1:CA:980:G:N2	1:CA:981:G:H1'	2.30	0.46
2:CB:14:GLY:C	2:CB:15:VAL:HG22	2.35	0.46
4:CD:150:GLU:O	4:CD:153:ARG:HG3	2.16	0.46
8:CH:6:ILE:HD12	8:CH:6:ILE:N	2.16	0.46
2:CB:196:LEU:HA	8:CH:74:PRO:HG3	1.97	0.46
8:CH:83:ILE:O	8:CH:83:ILE:HG23	2.15	0.46
10:CJ:24:VAL:HG12	10:CJ:24:VAL:O	2.16	0.46
17:CQ:18:THR:O	17:CQ:19:VAL:HG13	2.14	0.46
22:CW:30:G:H2'	22:CW:31:A:C8	2.51	0.46
22:CW:21:A:C5	22:CW:46:G:C6	3.03	0.46
22:CW:18:G:N2	22:CW:55:U:C6	2.83	0.46
50:D3:1:MET:HE2	50:D3:41:PRO:HD3	1.97	0.46
53:D6:47:THR:HB	53:D6:49:HIS:HE1	1.67	0.46
25:DA:1193:G:H2'	25:DA:1194:A:O4'	2.16	0.46
25:DA:1354:A:H2'	25:DA:1355:G:O4'	2.15	0.46
25:DA:1484:G:C2'	25:DA:1485:G:H5''	2.45	0.46
25:DA:1708:C:O2'	25:DA:1709:U:H5'	2.16	0.46
1:CA:685:A:N6	25:DA:1848:A:N1	2.64	0.46
23:CV:12:G:H1'	25:DA:1923:U:O2'	2.16	0.46
25:DA:2011:U:C2'	25:DA:2012:G:H5'	2.45	0.46
25:DA:910:A:C2'	25:DA:2264:C:O2'	2.64	0.46
25:DA:2517:C:C6	25:DA:2542:A:N1	2.84	0.46
25:DA:262:A:H2'	25:DA:263:C:O4'	2.16	0.46
25:DA:329:G:OP2	45:DY:71:LYS:CD	2.64	0.46
25:DA:471:A:H2'	25:DA:472:A:H5'	1.97	0.46
25:DA:661:C:H2'	25:DA:662:G:C8	2.51	0.46
25:DA:779:U:H2'	25:DA:780:G:H8	1.76	0.46
28:DD:30:GLU:HG3	28:DD:63:ARG:NE	2.30	0.46
30:DF:3:GLU:CB	30:DF:19:GLU:HB2	2.46	0.46
31:DG:109:VAL:C	31:DG:112:PRO:HD2	2.35	0.46
31:DG:140:ILE:O	31:DG:140:ILE:HG22	2.13	0.46
31:DG:96:ARG:O	31:DG:97:ASP:C	2.54	0.46
32:DH:38:SER:O	32:DH:40:GLU:N	2.45	0.46
25:DA:1035:U:C5'	32:DH:59:ARG:HD3	2.45	0.46
34:DN:111:PRO:HA	34:DN:114:ARG:CZ	2.45	0.46
34:DN:91:LEU:O	34:DN:95:PRO:HB3	2.15	0.46
35:DO:13:ASN:OD1	35:DO:96:THR:N	2.37	0.46

Continued on next page...

Continued from previous page...

Atom-1	Atom-2	Interatomic distance (Å)	Clash overlap (Å)
36:DP:114:ILE:CG2	36:DP:127:ALA:HB2	2.44	0.46
39:DS:98:VAL:O	39:DS:98:VAL:HG13	2.15	0.46
41:DU:72:HIS:HE1	41:DU:107:ALA:HB2	1.80	0.46
42:DV:34:GLU:O	42:DV:36:PRO:CD	2.64	0.46
46:DZ:19:ARG:NH1	46:DZ:82:ARG:NH2	2.63	0.46
1:AA:1278:C:O3'	7:AG:114:ARG:NH2	2.49	0.46
1:AA:1421:C:H42	1:AA:1439:G:H1	1.63	0.46
1:AA:330:C:H2'	1:AA:331:C:C6	2.51	0.46
1:AA:769:G:H2'	1:AA:770:A:O4'	2.16	0.46
2:AB:95:GLN:NE2	2:AB:147:LYS:HG2	2.26	0.46
5:AE:51:VAL:HB	5:AE:52:PRO:CD	2.44	0.46
6:AF:76:ALA:O	6:AF:80:ARG:HG2	2.15	0.46
7:AG:154:TYR:O	7:AG:156:TRP:N	2.48	0.46
10:AJ:79:ARG:HH11	10:AJ:79:ARG:N	2.12	0.46
10:AJ:78:ASN:HD21	10:AJ:80:LYS:HB2	1.80	0.46
11:AK:19:ALA:HB3	11:AK:82:VAL:CG2	2.45	0.46
14:AN:33:VAL:HG12	14:AN:39:LEU:O	2.15	0.46
23:AV:4:G:N2	23:AV:5:G:H1'	2.30	0.46
22:AW:71:G:OP2	22:AW:71:G:C8	2.68	0.46
49:B2:53:LEU:O	49:B2:54:LYS:C	2.54	0.46
50:B3:48:GLU:O	50:B3:51:ALA:HB2	2.16	0.46
53:B6:47:THR:HG22	53:B6:49:HIS:H	1.81	0.46
25:BA:250:G:OP2	55:B8:13:ARG:NH2	2.49	0.46
36:BP:64:LYS:HD2	55:B8:25:MET:SD	2.56	0.46
25:BA:1400:G:H2'	25:BA:1401:G:C8	2.51	0.46
25:BA:1935:G:H1'	25:BA:1964:G:N2	2.30	0.46
25:BA:572:A:C2	25:BA:2033:A:C2	3.04	0.46
25:BA:2208:A:H1'	25:BA:2219:G:N3	2.31	0.46
25:BA:1953:A:C2	25:BA:2549:G:N3	2.84	0.46
25:BA:2562:U:H2'	25:BA:2563:U:H5'	1.97	0.46
25:BA:271(Q):G:C6	25:BA:271(R):G:C6	3.03	0.46
25:BA:325:G:H2'	25:BA:326:G:C8	2.48	0.46
25:BA:491:G:O2'	25:BA:492:A:H5'	2.16	0.46
25:BA:523:C:O2'	25:BA:524:U:H5'	2.16	0.46
25:BA:8:A:H2'	25:BA:9:U:H6	1.80	0.46
28:BD:206:LEU:HA	28:BD:206:LEU:HD23	1.56	0.46
29:BE:101:ARG:HH21	29:BE:171:GLU:CB	2.25	0.46
31:BG:96:ARG:O	31:BG:97:ASP:C	2.54	0.46
32:BH:30:LYS:CE	32:BH:81:GLU:HG2	2.46	0.46
32:BH:89:ILE:HD13	32:BH:94:TYR:CB	2.45	0.46
33:BI:115:ALA:HB1	33:BI:129:THR:HG23	1.98	0.46

Continued on next page...

Continued from previous page...

Atom-1	Atom-2	Interatomic distance (Å)	Clash overlap (Å)
35:BO:63:VAL:HG22	35:BO:84:ALA:HA	1.98	0.46
36:BP:49:ARG:CZ	36:BP:50:ARG:HH22	2.29	0.46
45:BY:28:LYS:NZ	45:BY:28:LYS:H	2.03	0.46
45:BY:90:LEU:O	45:BY:91:GLU:HG2	2.15	0.46
46:BZ:21:ALA:HB3	46:BZ:23:LYS:HD3	1.98	0.46
1:CA:404:G:C5'	4:CD:25:ARG:HB2	2.45	0.46
1:CA:44:G:H2'	1:CA:45:U:O4'	2.16	0.46
1:CA:961:C:H42	1:CA:1202:G:H1	1.63	0.46
2:CB:110:GLN:HE21	2:CB:110:GLN:HB2	1.53	0.46
3:CC:148:GLY:HA3	3:CC:203:PHE:HB3	1.98	0.46
4:CD:13:ARG:O	4:CD:14:ARG:C	2.54	0.46
5:CE:12:LEU:O	5:CE:13:ILE:HG13	2.16	0.46
10:CJ:54:PHE:CG	10:CJ:55:LYS:HE3	2.50	0.46
10:CJ:40:LEU:HG	10:CJ:69:ASN:CB	2.41	0.46
14:CN:23:ARG:HA	14:CN:29:ARG:O	2.16	0.46
23:CV:3:C:N3	23:CV:4:G:N7	2.63	0.46
49:D2:18:PRO:HG2	49:D2:19:VAL:N	2.30	0.46
25:DA:1865:G:H5'	25:DA:1866:C:P	2.56	0.46
25:DA:2016:U:O2	52:D5:7:PRO:HG2	2.15	0.46
25:DA:2839:G:H1	25:DA:2878:U:H3	1.63	0.46
25:DA:285:C:C2'	25:DA:286:C:O4'	2.59	0.46
25:DA:95:G:H1'	49:D2:47:ASN:HD22	1.81	0.46
31:DG:109:VAL:CB	31:DG:142:PRO:HG3	2.46	0.46
31:DG:31:VAL:CG2	31:DG:32:PRO:CD	2.94	0.46
31:DG:6:ALA:HB3	31:DG:104:GLU:CD	2.35	0.46
31:DG:9:ARG:O	31:DG:12:TYR:N	2.49	0.46
32:DH:54:ARG:O	32:DH:54:ARG:HG3	2.15	0.46
37:DQ:137:TYR:O	37:DQ:138:ASP:O	2.32	0.46
40:DT:28:VAL:CG1	40:DT:29:ARG:N	2.78	0.46
40:DT:53:ARG:HH12	40:DT:55:ASN:CB	2.27	0.46
41:DU:110:VAL:O	41:DU:114:LYS:HG2	2.16	0.46
42:DV:3:ALA:O	42:DV:13:ARG:HA	2.16	0.46
42:DV:5:VAL:CG1	42:DV:14:VAL:HG13	2.46	0.46
44:DX:43:VAL:HG21	44:DX:81:VAL:HG11	1.96	0.46
45:DY:13:VAL:HA	45:DY:75:ILE:CG2	2.44	0.46
45:DY:2:ARG:HD3	45:DY:2:ARG:C	2.33	0.46
45:DY:40:GLU:HA	45:DY:40:GLU:OE2	2.15	0.46
46:DZ:14:LYS:N	46:DZ:15:PRO:HD3	2.30	0.46
1:AA:113:A:C6	1:AA:115:G:C2	3.04	0.46
1:AA:447:A:H4'	16:AP:72:ARG:HG3	1.98	0.46
1:AA:528:C:H5''	4:AD:72:GLU:HG2	1.98	0.46

Continued on next page...

Continued from previous page...

Atom-1	Atom-2	Interatomic distance (Å)	Clash overlap (Å)
1:AA:731:C:H6	1:AA:731:C:O5'	1.97	0.46
2:AB:107:THR:HA	2:AB:110:GLN:CD	2.37	0.46
2:AB:109:SER:C	2:AB:111:ARG:N	2.69	0.46
3:AC:186:PHE:HA	3:AC:198:VAL:O	2.16	0.46
3:AC:30:ARG:HD3	14:AN:38:GLY:CA	2.46	0.46
4:AD:110:PHE:N	4:AD:110:PHE:HD1	2.13	0.46
4:AD:127:THR:HB	4:AD:130:GLY:O	2.15	0.46
5:AE:26:PHE:CD1	5:AE:26:PHE:N	2.83	0.46
6:AF:22:GLU:O	6:AF:26:ILE:HG13	2.16	0.46
7:AG:44:TYR:C	7:AG:46:ALA:N	2.69	0.46
7:AG:44:TYR:O	7:AG:47:CYS:N	2.49	0.46
7:AG:79:ARG:NH1	7:AG:79:ARG:HG3	2.26	0.46
8:AH:112:LEU:C	8:AH:112:LEU:HD12	2.35	0.46
8:AH:63:LEU:HB3	8:AH:65:TYR:CE1	2.51	0.46
9:AI:118:LYS:HZ2	9:AI:118:LYS:CB	2.27	0.46
9:AI:114:TYR:CE1	10:AJ:60:ARG:N	2.84	0.46
23:AV:66:C:C2'	23:AV:67:C:C5'	2.89	0.46
22:AW:62:C:H2'	22:AW:63:G:H8	1.80	0.46
47:B0:10:THR:HG22	47:B0:12:ASN:N	2.27	0.46
49:B2:7:ARG:CG	49:B2:7:ARG:NH1	2.77	0.46
53:B6:15:GLU:O	53:B6:15:GLU:CG	2.60	0.46
53:B6:45:LYS:O	53:B6:46:HIS:ND1	2.48	0.46
25:BA:1051:G:N2	25:BA:1052:C:C5	2.83	0.46
25:BA:1203:G:H4'	36:BP:7:ARG:HG2	1.97	0.46
25:BA:1469:A:O2'	25:BA:1470:G:H5'	2.15	0.46
25:BA:1748:G:H2'	25:BA:1749:A:O4'	2.16	0.46
25:BA:118:A:H1'	25:BA:178:G:O4'	2.14	0.46
25:BA:2108:C:C2	25:BA:2182:G:N2	2.84	0.46
25:BA:2287:A:N1	25:BA:2346:A:C2	2.81	0.46
25:BA:2302:G:C6	25:BA:2315:G:C5	3.04	0.46
25:BA:271(K):U:H3'	25:BA:271(L):U:C5'	2.46	0.46
25:BA:353:G:C4	25:BA:354:G:N7	2.84	0.46
25:BA:709:U:H2'	25:BA:710:G:H8	1.78	0.46
25:BA:859:G:O2'	25:BA:860:U:P	2.74	0.46
25:BA:948:G:C2	25:BA:970:C:O2	2.69	0.46
27:BC:58:VAL:HG22	27:BC:167:LYS:N	2.31	0.46
28:BD:172:TYR:CE2	28:BD:269:PHE:CE1	3.02	0.46
28:BD:96:HIS:CE1	28:BD:102:LYS:HE2	2.51	0.46
29:BE:79:ARG:NH1	29:BE:79:ARG:HG2	2.29	0.46
30:BF:3:GLU:CB	30:BF:19:GLU:HB2	2.46	0.46
30:BF:53:THR:HG22	30:BF:56:GLU:CG	2.45	0.46

Continued on next page...

Continued from previous page...

Atom-1	Atom-2	Interatomic distance (Å)	Clash overlap (Å)
34:BN:43:THR:C	34:BN:45:ASN:H	2.19	0.46
25:BA:832:G:OP1	36:BP:40:SER:HB3	2.14	0.46
38:BR:80:PHE:O	38:BR:85:PRO:HD3	2.15	0.46
40:BT:22:PHE:O	40:BT:23:ARG:HG3	2.15	0.46
40:BT:76:PHE:HA	40:BT:77:PRO:HD3	1.76	0.46
41:BU:95:LEU:C	41:BU:97:ASP:N	2.69	0.46
45:BY:42:VAL:CB	45:BY:65:ALA:HB3	2.43	0.46
45:BY:68:HIS:HB3	45:BY:71:LYS:HG3	1.97	0.46
1:CA:1061:G:H2'	1:CA:1062:A:C8	2.50	0.46
1:CA:922:G:C2	1:CA:1318:G:C2	3.04	0.46
1:CA:1439:G:H2'	1:CA:1440:C:H6	1.81	0.46
1:CA:726:U:H6	1:CA:726:U:O5'	1.99	0.46
2:CB:164:VAL:HB	2:CB:186:ALA:HB2	1.96	0.46
3:CC:3:ASN:CG	3:CC:4:LYS:N	2.69	0.46
4:CD:127:THR:HB	4:CD:130:GLY:O	2.16	0.46
4:CD:194:LEU:HD22	4:CD:194:LEU:N	2.31	0.46
6:CF:21:LEU:HD13	6:CF:24:GLU:CD	2.36	0.46
9:CI:118:LYS:O	9:CI:119:ALA:HB3	2.16	0.46
10:CJ:48:THR:CA	10:CJ:62:HIS:HB3	2.41	0.46
12:CL:117:ARG:HD2	12:CL:122:THR:CG2	2.46	0.46
12:CL:27:LEU:HD11	12:CL:64:TYR:CE1	2.50	0.46
13:CM:17:VAL:O	13:CM:20:THR:HB	2.16	0.46
13:CM:94:ARG:NH1	25:DA:888:C:H5''	2.30	0.46
7:CG:77:SER:HB2	22:CW:32:U:H4'	1.98	0.46
24:CX:16:A:O2'	24:CX:17:U:H5'	2.15	0.46
47:D0:23:VAL:HG11	47:D0:69:PHE:HZ	1.81	0.46
48:D1:23:LYS:HE2	48:D1:28:GLY:CA	2.42	0.46
49:D2:7:ARG:CG	49:D2:7:ARG:NH1	2.77	0.46
54:D7:16:HIS:HA	54:D7:21:ARG:NH1	2.30	0.46
25:DA:1114:G:C2'	25:DA:1115:G:H5''	2.44	0.46
25:DA:1129:A:H1'	25:DA:2516:G:O4'	2.15	0.46
25:DA:1329:U:H5''	25:DA:1330:C:C5	2.50	0.46
25:DA:1478:G:O2'	25:DA:1479:G:H5'	2.16	0.46
25:DA:1811:G:O2'	25:DA:1812:A:H5'	2.15	0.46
25:DA:2863:C:C2'	25:DA:2864:G:C5'	2.82	0.46
25:DA:285:C:N3	25:DA:286:C:C5	2.84	0.46
25:DA:308:G:O2'	25:DA:309:G:H5'	2.16	0.46
25:DA:792:G:C5'	25:DA:793:A:H5'	2.45	0.46
25:DA:953:A:N6	25:DA:965:C:H42	2.12	0.46
25:DA:947:G:N2	25:DA:971:C:C2	2.84	0.46
26:DB:81:G:C6	26:DB:82:G:C5	3.03	0.46

Continued on next page...

Continued from previous page...

Atom-1	Atom-2	Interatomic distance (Å)	Clash overlap (Å)
30:DF:139:PHE:HB3	30:DF:166:ALA:HB1	1.98	0.46
31:DG:130:ASN:HB3	31:DG:160:VAL:HA	1.97	0.46
34:DN:23:LEU:CD2	34:DN:23:LEU:H	2.29	0.46
25:DA:942:G:H5'	36:DP:35:HIS:CA	2.46	0.46
39:DS:67:ARG:NH1	39:DS:98:VAL:HG13	2.30	0.46
46:DZ:33:LEU:HD11	46:DZ:35:ARG:CB	2.45	0.46
46:DZ:74:VAL:HG13	46:DZ:86:VAL:HG13	1.97	0.46
1:AA:519:C:H2'	1:AA:520:G:C8	2.51	0.46
1:AA:554:U:O4	1:AA:841:A:N6	2.48	0.46
1:AA:853:G:C6	1:AA:854:C:N4	2.83	0.46
1:AA:858:G:H2'	1:AA:859:C:O4'	2.16	0.46
2:AB:24:TRP:HB3	2:AB:40:HIS:CE1	2.51	0.46
5:AE:41:VAL:CG1	5:AE:113:ALA:N	2.79	0.46
1:AA:9:G:H8	5:AE:126:ARG:HH21	1.62	0.46
6:AF:9:VAL:C	6:AF:10:LEU:HD12	2.37	0.46
7:AG:22:LEU:HG	7:AG:62:PHE:HE2	1.80	0.46
9:AI:79:LEU:HD21	9:AI:102:LEU:HA	1.97	0.46
12:AL:43:VAL:CG2	12:AL:93:LEU:HD22	2.45	0.46
13:AM:10:PRO:HB3	13:AM:18:ALA:O	2.16	0.46
13:AM:13:LYS:O	13:AM:14:ARG:C	2.52	0.46
19:AS:45:VAL:O	19:AS:47:HIS:N	2.49	0.46
19:AS:64:GLU:HG3	19:AS:65:ASN:N	2.31	0.46
19:AS:36:ARG:HB2	19:AS:72:GLY:CA	2.46	0.46
22:AW:66:U:H2'	22:AW:67:C:C6	2.50	0.46
52:B5:36:CYS:HB2	52:B5:49:CYS:SG	2.56	0.46
55:B8:61:LEU:HD12	55:B8:61:LEU:H	1.81	0.46
25:BA:1049:C:H2'	25:BA:1050:A:C8	2.50	0.46
25:BA:1639:U:H2'	25:BA:1640:C:C5'	2.42	0.46
25:BA:1865:G:H5'	25:BA:1866:C:P	2.56	0.46
25:BA:1952:A:N1	35:BO:22:ILE:CD1	2.64	0.46
25:BA:2266:A:C2	25:BA:2272:U:C5	3.04	0.46
25:BA:2392:A:H2'	25:BA:2393:A:O4'	2.15	0.46
25:BA:2571:C:H5'	25:BA:2572:A:H5''	1.97	0.46
25:BA:2747:G:O6	25:BA:2755:C:H5''	2.16	0.46
25:BA:291:C:N3	25:BA:349:G:N2	2.64	0.46
25:BA:309:G:N3	25:BA:329:G:O2'	2.32	0.46
25:BA:910:A:C2'	25:BA:2264:C:O2'	2.64	0.46
25:BA:94:C:O2	25:BA:94:C:H2'	2.14	0.46
26:BB:79:C:O2'	26:BB:80:U:H5'	2.16	0.46
28:BD:25:THR:O	28:BD:26:LYS:NZ	2.42	0.46
28:BD:33:LEU:CD1	28:BD:33:LEU:H	2.18	0.46

Continued on next page...

Continued from previous page...

Atom-1	Atom-2	Interatomic distance (Å)	Clash overlap (Å)
25:BA:2620:C:OP1	29:BE:152:LYS:O	2.34	0.46
31:BG:111:LEU:O	31:BG:117:PHE:HD2	1.92	0.46
33:BI:10:GLU:OE1	33:BI:11:ASN:HB2	2.15	0.46
33:BI:120:ILE:HG21	33:BI:126:TYR:HE1	1.80	0.46
33:BI:65:ALA:CA	33:BI:131:LYS:HE2	2.46	0.46
34:BN:119:ARG:HG3	34:BN:119:ARG:NH1	2.30	0.46
34:BN:23:LEU:HD23	34:BN:23:LEU:H	1.81	0.46
35:BO:6:THR:HG22	35:BO:8:LEU:CD2	2.46	0.46
38:BR:10:LEU:HD13	38:BR:17:ARG:CZ	2.45	0.46
38:BR:28:LEU:C	38:BR:28:LEU:CD1	2.82	0.46
39:BS:34:HIS:CE1	39:BS:55:ALA:HB2	2.51	0.46
43:BW:8:ARG:HH11	43:BW:8:ARG:HG3	1.78	0.46
1:CA:1039:G:H4'	3:CC:196:LEU:O	2.16	0.46
1:CA:1289:U:OP2	13:CM:99:ARG:HD2	2.16	0.46
1:CA:1413:C:N4	1:CA:1414:G:C6	2.84	0.46
1:CA:261:G:O2'	1:CA:262:C:OP2	2.34	0.46
1:CA:539:C:O2'	1:CA:540:G:H5'	2.16	0.46
1:CA:76:G:N2	1:CA:77:G:O6	2.49	0.46
1:CA:849:A:C4	1:CA:851:G:N7	2.84	0.46
3:CC:27:LYS:HB3	3:CC:27:LYS:NZ	2.30	0.46
3:CC:34:LEU:HD23	3:CC:34:LEU:C	2.36	0.46
3:CC:73:PRO:CA	3:CC:76:VAL:HG22	2.46	0.46
4:CD:12:CYS:SG	4:CD:19:LEU:O	2.74	0.46
4:CD:9:CYS:SG	4:CD:31:CYS:C	2.94	0.46
12:CL:126:LYS:C	12:CL:128:ALA:H	2.19	0.46
18:CR:58:LEU:HB3	18:CR:62:GLU:HB2	1.98	0.46
20:CT:50:GLU:HG3	20:CT:51:GLU:N	2.31	0.46
20:CT:72:LEU:CD2	20:CT:73:HIS:N	2.72	0.46
47:D0:29:GLN:O	47:D0:31:VAL:HG13	2.16	0.46
47:D0:72:ARG:CB	47:D0:75:LEU:HB3	2.45	0.46
49:D2:63:VAL:CA	49:D2:66:GLU:HG2	2.46	0.46
50:D3:9:VAL:HG23	50:D3:10:LYS:N	2.31	0.46
25:DA:2419:U:O4	55:D8:30:ARG:CZ	2.63	0.46
25:DA:1024:G:O5'	25:DA:1024:G:H8	1.98	0.46
25:DA:1040:C:O2'	25:DA:1041:C:P	2.73	0.46
25:DA:1131:G:HO2'	25:DA:1132:A:H8	1.62	0.46
25:DA:1425:G:H2'	25:DA:1426:G:C8	2.51	0.46
25:DA:2177:C:H1'	27:DC:44:HIS:CD2	2.51	0.46
25:DA:2283:C:H2'	25:DA:2284:C:H5'	1.98	0.46
25:DA:470:A:OP1	30:DF:59:TYR:HE2	1.98	0.46
25:DA:523:C:O2'	25:DA:524:U:H5'	2.16	0.46

Continued on next page...

Continued from previous page...

Atom-1	Atom-2	Interatomic distance (Å)	Clash overlap (Å)
27:DC:36:LYS:CB	27:DC:36:LYS:NZ	2.79	0.46
28:DD:231:HIS:ND1	28:DD:232:PRO:HD2	2.31	0.46
28:DD:33:LEU:HD21	28:DD:102:LYS:HZ2	1.80	0.46
29:DE:116:VAL:CG2	29:DE:122:PHE:CG	2.98	0.46
30:DF:197:ASP:O	30:DF:200:GLU:N	2.36	0.46
30:DF:53:THR:HG22	30:DF:56:GLU:CG	2.45	0.46
31:DG:117:PHE:HE1	31:DG:119:GLY:O	1.99	0.46
31:DG:76:SER:HB3	31:DG:84:LYS:CA	2.46	0.46
32:DH:64:LEU:C	32:DH:66:GLY:N	2.69	0.46
33:DI:120:ILE:HG21	33:DI:126:TYR:HE1	1.80	0.46
34:DN:39:ARG:HE	34:DN:41:ASP:CG	2.19	0.46
34:DN:43:THR:C	34:DN:45:ASN:H	2.19	0.46
37:DQ:34:LEU:HD11	37:DQ:129:THR:OG1	2.16	0.46
37:DQ:58:PHE:HD1	37:DQ:58:PHE:O	1.97	0.46
39:DS:17:ARG:O	39:DS:18:ILE:C	2.54	0.46
39:DS:17:ARG:NH2	39:DS:90:GLY:N	2.64	0.46
40:DT:53:ARG:HH12	40:DT:55:ASN:HB2	1.72	0.46
41:DU:95:LEU:C	41:DU:97:ASP:N	2.69	0.46
45:DY:68:HIS:HB3	45:DY:71:LYS:HG3	1.98	0.46
1:AA:1077:U:C4	1:AA:1078:C:C4	3.04	0.46
1:AA:1259:U:O4	10:AJ:99:LYS:NZ	2.23	0.46
1:AA:669:U:O2'	1:AA:670:A:OP2	2.30	0.46
2:AB:41:ILE:O	2:AB:41:ILE:HG22	2.16	0.46
3:AC:30:ARG:HD3	14:AN:38:GLY:HA3	1.98	0.46
5:AE:101:ILE:O	5:AE:101:ILE:HG12	2.16	0.46
7:AG:76:ARG:HG2	7:AG:76:ARG:NH1	2.28	0.46
8:AH:86:ILE:CB	8:AH:133:LEU:HD22	2.46	0.46
9:AI:96:LEU:O	9:AI:101:PHE:N	2.43	0.46
12:AL:76:ASN:OD1	12:AL:108:ALA:CB	2.63	0.46
12:AL:122:THR:HG22	12:AL:123:LYS:O	2.16	0.46
12:AL:22:SER:O	12:AL:24:VAL:N	2.49	0.46
13:AM:66:LEU:O	13:AM:67:GLU:C	2.54	0.46
50:B3:1:MET:CE	50:B3:44:ARG:HH22	2.28	0.46
25:BA:1022:G:O6	34:BN:66:LYS:HE3	2.16	0.46
25:BA:99:U:C6	25:BA:102:G:C2	3.04	0.46
25:BA:1657:C:O2'	25:BA:1658:C:H5'	2.16	0.46
25:BA:1865:G:H5'	25:BA:1866:C:OP2	2.16	0.46
25:BA:2184:G:H2'	25:BA:2185:C:C6	2.51	0.46
25:BA:2205:C:O2	25:BA:2220:G:C2	2.69	0.46
25:BA:2283:C:H2'	25:BA:2284:C:H5'	1.97	0.46
25:BA:271(Y):U:O2'	25:BA:271(Z):C:C6	2.69	0.46

Continued on next page...

Continued from previous page...

Atom-1	Atom-2	Interatomic distance (Å)	Clash overlap (Å)
25:BA:285:C:N3	25:BA:286:C:C5	2.84	0.46
25:BA:365:C:H2'	25:BA:366:C:O4'	2.15	0.46
25:BA:661:C:H2'	25:BA:662:G:C8	2.51	0.46
25:BA:858:U:O2'	25:BA:859:G:N9	2.41	0.46
25:BA:917:A:H2'	25:BA:918:A:H8	1.81	0.46
25:BA:925:C:C3'	25:BA:926:A:H5''	2.46	0.46
27:BC:64:LEU:HD13	27:BC:189:ILE:CB	2.46	0.46
28:BD:106:ILE:HD11	28:BD:157:ARG:O	2.16	0.46
28:BD:224:ALA:O	28:BD:225:ALA:HB2	2.16	0.46
28:BD:31:LYS:HZ2	28:BD:102:LYS:NZ	2.14	0.46
29:BE:119:ARG:HG2	29:BE:160:TYR:HB2	1.96	0.46
30:BF:139:PHE:HB2	30:BF:166:ALA:HB1	1.96	0.46
30:BF:9:ILE:HG12	30:BF:13:SER:O	2.15	0.46
30:BF:170:LEU:HD23	30:BF:173:VAL:HG21	1.98	0.46
25:BA:797:C:OP2	30:BF:62:ARG:HG3	2.16	0.46
31:BG:138:GLN:HB3	31:BG:153:ARG:O	2.16	0.46
32:BH:64:LEU:C	32:BH:66:GLY:N	2.69	0.46
36:BP:108:LYS:C	36:BP:110:TYR:N	2.69	0.46
30:BF:34:TRP:CE2	36:BP:12:ALA:HB2	2.51	0.46
30:BF:31:HIS:HB2	36:BP:13:ASN:HB3	1.97	0.46
36:BP:34:GLY:O	36:BP:35:HIS:CB	2.63	0.46
41:BU:15:LYS:HA	41:BU:18:LEU:HB2	1.98	0.46
44:BX:70:LEU:HD23	44:BX:71:GLY:N	2.31	0.46
45:BY:86:ARG:NH1	45:BY:95:LYS:HZ1	2.14	0.46
1:CA:1035:G:O2'	1:CA:1036:C:OP1	2.29	0.46
1:CA:1140:C:N4	1:CA:1162:G:H22	2.13	0.46
1:CA:1171:G:OP1	3:CC:5:ILE:HG13	2.15	0.46
1:CA:992:A:C2	1:CA:1200:U:H1'	2.51	0.46
1:CA:642:U:C2	1:CA:643:G:C8	3.04	0.46
2:CB:119:GLU:O	2:CB:122:PHE:HB3	2.16	0.46
3:CC:64:VAL:HG22	3:CC:99:VAL:HA	1.97	0.46
4:CD:158:ILE:HG22	4:CD:181:MET:CE	2.45	0.46
4:CD:80:GLU:HA	4:CD:80:GLU:OE2	2.16	0.46
5:CE:53:LEU:HD12	5:CE:53:LEU:N	2.23	0.46
8:CH:60:ARG:CG	8:CH:60:ARG:NH1	2.79	0.46
9:CI:96:LEU:O	9:CI:101:PHE:N	2.44	0.46
11:CK:65:ALA:HB1	11:CK:98:LEU:CD2	2.46	0.46
12:CL:85:ILE:HA	12:CL:85:ILE:HD13	1.62	0.46
13:CM:76:ALA:HA	13:CM:79:LYS:HB2	1.98	0.46
13:CM:79:LYS:O	13:CM:82:MET:N	2.49	0.46
3:CC:29:TYR:CD1	14:CN:36:PHE:CZ	3.04	0.46

Continued on next page...

Continued from previous page...

Atom-1	Atom-2	Interatomic distance (Å)	Clash overlap (Å)
18:CR:52:PRO:O	18:CR:56:THR:HG23	2.16	0.46
18:CR:53:ARG:NE	18:CR:58:LEU:O	2.42	0.46
55:D8:52:LYS:O	55:D8:55:ALA:HB3	2.16	0.46
25:DA:1400:G:H2'	25:DA:1401:G:C8	2.51	0.46
25:DA:1657:C:H2'	25:DA:1658:C:C6	2.50	0.46
25:DA:1815:A:P	28:DD:54:ARG:HH22	2.39	0.46
25:DA:2184:G:H2'	25:DA:2185:C:C6	2.51	0.46
25:DA:2881:C:C2	25:DA:2882:A:N7	2.83	0.46
25:DA:311:A:C6	25:DA:328:U:N3	2.83	0.46
25:DA:307:G:H21	25:DA:330:A:H62	1.63	0.46
25:DA:291:C:N3	25:DA:349:G:N2	2.64	0.46
25:DA:666:G:OP1	36:DP:47:ASP:O	2.33	0.46
25:DA:849:A:H61	25:DA:928:G:H1'	1.81	0.46
25:DA:99:U:C6	25:DA:102:G:C2	3.04	0.46
26:DB:83:G:H2'	26:DB:84:C:H6	1.81	0.46
28:DD:96:HIS:CE1	28:DD:102:LYS:HE2	2.51	0.46
25:DA:574:C:N3	29:DE:145:LYS:HE2	2.31	0.46
29:DE:72:VAL:O	29:DE:73:GLU:C	2.54	0.46
31:DG:16:ARG:HG3	31:DG:16:ARG:NH1	2.31	0.46
31:DG:46:ALA:CA	31:DG:51:ARG:HG3	2.45	0.46
32:DH:17:VAL:HG11	32:DH:45:VAL:CA	2.45	0.46
32:DH:18:GLU:CB	32:DH:25:LYS:HG2	2.41	0.46
33:DI:23:PRO:HB3	33:DI:27:ARG:HH12	1.81	0.46
36:DP:10:PRO:O	36:DP:11:GLY:O	2.34	0.46
25:DA:910:A:N9	37:DQ:13:GLN:OE1	2.49	0.46
38:DR:9:LYS:HE2	38:DR:43:GLU:OE2	2.16	0.46
39:DS:34:HIS:CE1	39:DS:55:ALA:HB2	2.51	0.46
39:DS:89:ARG:HB3	39:DS:92:TYR:CB	2.35	0.46
40:DT:29:ARG:NE	40:DT:84:GLN:O	2.49	0.46
41:DU:104:GLN:HB2	42:DV:44:LYS:HZ3	1.79	0.46
42:DV:65:GLY:O	42:DV:90:PRO:HA	2.16	0.46
43:DW:28:SER:OG	43:DW:31:GLU:HB2	2.16	0.46
44:DX:44:GLU:O	44:DX:46:ALA:N	2.45	0.46
1:AA:1282:U:HO2'	1:AA:1283:U:P	2.39	0.46
1:AA:1428:C:H2'	1:AA:1429:C:C6	2.51	0.46
1:AA:353:U:H2'	1:AA:354:U:H6	1.81	0.46
1:AA:458:G:H2'	1:AA:459:G:C8	2.50	0.46
1:AA:768:G:C2	1:AA:781:G:C2	3.04	0.46
2:AB:97:TRP:CH2	2:AB:176:GLU:CD	2.89	0.46
5:AE:131:ILE:O	5:AE:134:ALA:HB3	2.15	0.46
8:AH:77:GLU:HG2	8:AH:78:GLN:N	2.31	0.46

Continued on next page...

Continued from previous page...

Atom-1	Atom-2	Interatomic distance (Å)	Clash overlap (Å)
9:AI:88:TYR:O	9:AI:89:ASN:CB	2.64	0.46
10:AJ:54:PHE:CG	10:AJ:55:LYS:HE3	2.51	0.46
23:AV:47:G:C3'	23:AV:47:G:C8	2.99	0.46
22:AW:40:C:H2'	22:AW:41:C:H6	1.81	0.46
22:AY:40:C:O2	22:AY:40:C:C2'	2.62	0.46
50:B3:9:VAL:HG23	50:B3:10:LYS:N	2.31	0.46
55:B8:21:LYS:HD3	55:B8:48:PHE:CZ	2.51	0.46
55:B8:51:ALA:HA	55:B8:54:GLU:OE1	2.16	0.46
55:B8:52:LYS:O	55:B8:55:ALA:HB3	2.16	0.46
25:BA:1013:C:H42	25:BA:1149:G:H1	1.64	0.46
25:BA:1453:U:O4	38:BR:67:LEU:HD21	2.16	0.46
25:BA:2001:A:H2'	25:BA:2002:G:C8	2.51	0.46
25:BA:2124:G:H2'	25:BA:2125:G:O4'	2.16	0.46
25:BA:2134:A:N3	25:BA:2159:G:H1'	2.31	0.46
25:BA:2302:G:O6	25:BA:2315:G:C6	2.68	0.46
25:BA:2312:U:C3'	25:BA:2313:C:H5''	2.46	0.46
25:BA:2331:G:H8	25:BA:2331:G:H5''	1.81	0.46
25:BA:2291:U:H4'	25:BA:2380:C:O2	2.16	0.46
25:BA:2562:U:C2'	25:BA:2563:U:H5'	2.46	0.46
25:BA:558:G:OP1	34:BN:111:PRO:HD2	2.16	0.46
26:BB:46:A:H2'	26:BB:47:C:C6	2.51	0.46
26:BB:66:A:C2	26:BB:109:C:C2	3.03	0.46
30:BF:119:ARG:HH11	30:BF:119:ARG:HG2	1.79	0.46
25:BA:320:A:H3'	30:BF:136:THR:CG2	2.45	0.46
31:BG:123:ASN:C	31:BG:125:PHE:H	2.19	0.46
33:BI:107:VAL:O	33:BI:109:ILE:HD12	2.15	0.46
33:BI:144:VAL:C	33:BI:145:VAL:HG23	2.36	0.46
34:BN:27:ALA:HA	34:BN:30:ILE:HB	1.98	0.46
38:BR:51:LEU:CD2	38:BR:66:VAL:HG13	2.38	0.46
39:BS:42:ASP:C	39:BS:44:LYS:H	2.20	0.46
39:BS:89:ARG:HH11	39:BS:92:TYR:HA	1.80	0.46
40:BT:78:LEU:HD23	40:BT:79:HIS:CE1	2.51	0.46
41:BU:98:LEU:O	41:BU:100:VAL:N	2.49	0.46
42:BV:23:GLU:O	42:BV:24:LYS:C	2.55	0.46
1:CA:1333:C:H2'	1:CA:1334:G:C8	2.50	0.46
1:CA:1463:G:C6	1:CA:1464:G:C6	3.03	0.46
1:CA:446:A:OP1	16:CP:43:LYS:NZ	2.28	0.46
1:CA:810:U:H2'	1:CA:836:A:H61	1.81	0.46
2:CB:109:SER:C	2:CB:111:ARG:N	2.68	0.46
3:CC:30:ARG:HD3	14:CN:38:GLY:HA3	1.98	0.46
5:CE:14:ARG:HH12	5:CE:129:ILE:CD1	2.27	0.46

Continued on next page...

Continued from previous page...

Atom-1	Atom-2	Interatomic distance (Å)	Clash overlap (Å)
5:CE:20:GLN:HG2	5:CE:21:ALA:N	2.30	0.46
8:CH:86:ILE:CB	8:CH:133:LEU:HD22	2.46	0.46
13:CM:8:GLU:OE2	13:CM:22:ILE:HA	2.16	0.46
19:CS:36:ARG:HB2	19:CS:72:GLY:CA	2.46	0.46
20:CT:41:ILE:HG21	20:CT:84:LEU:HD21	1.92	0.46
22:CW:68:C:C2	22:CW:69:G:C8	3.04	0.46
22:CY:37:A:C2	22:CY:38:A:H1'	2.51	0.46
50:D3:49:LYS:C	50:D3:51:ALA:H	2.19	0.46
55:D8:21:LYS:HD3	55:D8:48:PHE:CZ	2.51	0.46
25:DA:1331:A:O2'	25:DA:1332:G:C8	2.69	0.46
25:DA:1358:G:O2'	25:DA:1359:A:H5''	2.16	0.46
25:DA:1493:C:O2	25:DA:1493:C:C2'	2.63	0.46
25:DA:1865:G:H5'	25:DA:1866:C:OP2	2.16	0.46
25:DA:196:A:H2'	25:DA:196:A:N3	2.31	0.46
25:DA:2291:U:H4'	25:DA:2380:C:O2	2.16	0.46
25:DA:271(T):C:H6	25:DA:271(T):C:C5'	2.18	0.46
25:DA:2747:G:O6	25:DA:2755:C:H5''	2.16	0.46
25:DA:2849:U:OP2	40:DT:95:ARG:NE	2.49	0.46
25:DA:353:G:C4	25:DA:354:G:N7	2.84	0.46
25:DA:365:C:H2'	25:DA:366:C:O4'	2.15	0.46
25:DA:414:C:HO2'	25:DA:1864:U:C2'	2.29	0.46
25:DA:614(C):A:O4'	30:DF:182:ASN:ND2	2.48	0.46
25:DA:613:G:C2	25:DA:615:G:C5	3.04	0.46
25:DA:633:A:C2'	25:DA:634:C:H5'	2.46	0.46
26:DB:56:G:H4'	26:DB:57:A:O5'	2.15	0.46
30:DF:11:VAL:C	30:DF:13:SER:N	2.68	0.46
31:DG:113:ARG:NH1	31:DG:113:ARG:N	2.63	0.46
31:DG:137:GLU:HB3	31:DG:139:LEU:HD23	1.98	0.46
32:DH:122:THR:O	32:DH:133:VAL:HG13	2.16	0.46
34:DN:32:THR:HG22	34:DN:37:LYS:HB3	1.97	0.46
34:DN:9:VAL:HG11	34:DN:39:ARG:NH2	2.31	0.46
34:DN:3:THR:O	34:DN:5:VAL:N	2.49	0.46
36:DP:108:LYS:C	36:DP:110:TYR:N	2.69	0.46
39:DS:93:LYS:CG	39:DS:93:LYS:O	2.59	0.46
43:DW:22:ASP:HA	43:DW:25:ARG:NH1	2.28	0.46
44:DX:47:PHE:N	44:DX:47:PHE:CD1	2.81	0.46
46:DZ:146:ILE:CG2	46:DZ:174:VAL:HG12	2.44	0.46
46:DZ:96:VAL:CG1	46:DZ:97:GLU:N	2.79	0.46
1:AA:1236:G:H5''	3:AC:26:LYS:HZ2	1.81	0.45
1:AA:194:U:H2'	1:AA:195:G:C8	2.50	0.45
3:AC:27:LYS:HB3	3:AC:27:LYS:NZ	2.31	0.45

Continued on next page...

Continued from previous page...

Atom-1	Atom-2	Interatomic distance (Å)	Clash overlap (Å)
3:AC:87:LEU:C	3:AC:89:GLU:N	2.69	0.45
4:AD:146:ILE:HD12	4:AD:146:ILE:H	1.79	0.45
5:AE:12:LEU:O	5:AE:13:ILE:HG13	2.17	0.45
5:AE:40:ARG:NH1	5:AE:40:ARG:HG2	2.30	0.45
10:AJ:45:ARG:NH1	10:AJ:45:ARG:CG	2.77	0.45
12:AL:86:ARG:HB2	12:AL:101:VAL:HG23	1.98	0.45
13:AM:76:ALA:HA	13:AM:79:LYS:HB2	1.97	0.45
13:AM:91:ARG:HH22	13:AM:103:THR:HG21	1.81	0.45
17:AQ:76:LEU:HD11	17:AQ:78:GLU:C	2.37	0.45
23:AV:64:G:C2	23:AV:65:G:N7	2.84	0.45
22:AY:28:G:C2	22:AY:43:C:N4	2.75	0.45
49:B2:43:GLN:O	49:B2:44:LEU:CD2	2.64	0.45
25:BA:2419:U:H5''	53:B6:23:THR:HG21	1.98	0.45
25:BA:1173:G:H3'	25:BA:1174:A:C5'	2.46	0.45
25:BA:1373:A:H2'	25:BA:1374:G:O4'	2.16	0.45
25:BA:1435:G:H2'	25:BA:1436:G:O4'	2.15	0.45
25:BA:1668:A:N3	25:BA:1670:C:C4	2.84	0.45
25:BA:1819:A:H4'	25:BA:1820:U:C5'	2.46	0.45
25:BA:2273:A:O2'	25:BA:2274:A:H5'	2.17	0.45
25:BA:2364:C:O2'	25:BA:2365:G:H5'	2.16	0.45
25:BA:30:G:O2'	25:BA:31:C:H5'	2.15	0.45
25:BA:419:C:O2'	25:BA:420:C:H5'	2.16	0.45
25:BA:2590:A:OP2	28:BD:238:GLY:HA2	2.16	0.45
29:BE:28:ALA:O	29:BE:29:GLY:C	2.55	0.45
29:BE:72:VAL:O	29:BE:73:GLU:C	2.54	0.45
30:BF:28:ILE:CG2	30:BF:116:ASP:HB2	2.41	0.45
30:BF:168:ARG:O	30:BF:170:LEU:N	2.47	0.45
30:BF:117:ARG:HH21	30:BF:187:VAL:HA	1.81	0.45
30:BF:187:VAL:HG12	36:BP:7:ARG:HH21	1.80	0.45
31:BG:101:ILE:HG12	31:BG:105:LYS:NZ	2.30	0.45
31:BG:16:ARG:N	31:BG:17:PRO:HD2	2.31	0.45
33:BI:123:LEU:HD23	33:BI:142:VAL:HG12	1.96	0.45
34:BN:23:LEU:CD2	34:BN:23:LEU:H	2.29	0.45
38:BR:18:LEU:HD13	38:BR:19:ALA:N	2.31	0.45
39:BS:66:ALA:HA	39:BS:69:VAL:CG1	2.46	0.45
40:BT:26:ASP:O	40:BT:88:ILE:HB	2.17	0.45
42:BV:3:ALA:O	42:BV:13:ARG:HA	2.16	0.45
45:BY:31:LEU:CD2	45:BY:36:ALA:O	2.64	0.45
25:BA:336:C:H5''	45:BY:7:VAL:CG1	2.46	0.45
46:BZ:19:ARG:NH1	46:BZ:82:ARG:NH2	2.63	0.45
1:CA:1497:G:H2'	1:CA:1498:G:H8	1.81	0.45

Continued on next page...

Continued from previous page...

Atom-1	Atom-2	Interatomic distance (Å)	Clash overlap (Å)
1:CA:290:C:O2'	1:CA:291:U:O5'	2.34	0.45
1:CA:675:U:H2'	1:CA:677:A:OP2	2.17	0.45
2:CB:121:LEU:O	2:CB:127:ILE:HD11	2.16	0.45
2:CB:124:SER:OG	2:CB:125:PRO:HD2	2.16	0.45
3:CC:17:ASP:OD1	3:CC:21:ARG:NH1	2.49	0.45
6:CF:52:ILE:CD1	6:CF:87:ARG:NH2	2.80	0.45
7:CG:62:PHE:HA	7:CG:124:LEU:HD23	1.95	0.45
8:CH:25:ASP:HA	8:CH:59:LEU:O	2.17	0.45
2:CB:178:ARG:CD	8:CH:71:GLY:O	2.64	0.45
10:CJ:76:ASN:ND2	10:CJ:78:ASN:OD1	2.49	0.45
13:CM:93:ARG:NH1	25:DA:888:C:C4'	2.73	0.45
3:CC:29:TYR:HD1	14:CN:36:PHE:CZ	2.34	0.45
18:CR:26:LEU:HD21	18:CR:42:ARG:CZ	2.46	0.45
19:CS:10:PHE:C	19:CS:10:PHE:CD2	2.90	0.45
20:CT:38:LYS:C	20:CT:40:ALA:N	2.70	0.45
22:CW:28:G:N2	22:CW:42:C:O2	2.49	0.45
26:DB:83:G:H5''	50:D3:52:HIS:CE1	2.51	0.45
25:DA:1114:G:H2'	25:DA:1115:G:H5''	1.98	0.45
25:DA:1037:G:H1	25:DA:1118:C:H42	1.64	0.45
25:DA:1317:A:H2'	25:DA:1318:C:C6	2.51	0.45
25:DA:1472:A:H2'	25:DA:1473:G:C8	2.51	0.45
25:DA:1557:C:H5''	25:DA:1558:A:OP2	2.16	0.45
25:DA:17:G:H4'	41:DU:25:TRP:HZ3	1.73	0.45
25:DA:2055:C:OP1	52:D5:8:LYS:NZ	2.39	0.45
25:DA:2133:G:H2'	25:DA:2157:G:N2	2.32	0.45
25:DA:2850:A:C2'	25:DA:2851:A:H8	2.22	0.45
25:DA:2886:G:H2'	25:DA:2887:U:C6	2.50	0.45
25:DA:272:G:C6	25:DA:421:U:C2	3.03	0.45
25:DA:448:U:O4	25:DA:583:G:H1'	2.16	0.45
28:DD:106:ILE:HD11	28:DD:157:ARG:O	2.16	0.45
29:DE:65:GLY:HA2	29:DE:70:ALA:CB	2.47	0.45
25:DA:38:A:N3	30:DF:48:THR:HB	2.31	0.45
31:DG:111:LEU:HA	31:DG:114:ILE:HD11	1.98	0.45
25:DA:2303:G:H1'	31:DG:132:ASN:HD22	1.81	0.45
33:DI:129:THR:OG1	33:DI:130:TYR:N	2.47	0.45
33:DI:98:ALA:C	33:DI:100:ALA:N	2.70	0.45
34:DN:23:LEU:HD23	34:DN:23:LEU:H	1.81	0.45
34:DN:25:ARG:CG	34:DN:25:ARG:HH11	2.27	0.45
34:DN:60:ILE:HG13	34:DN:60:ILE:H	1.61	0.45
35:DO:104:ARG:HH12	40:DT:35:LYS:HG2	1.81	0.45
36:DP:101:VAL:C	36:DP:103:ALA:N	2.69	0.45

Continued on next page...

Continued from previous page...

Atom-1	Atom-2	Interatomic distance (Å)	Clash overlap (Å)
39:DS:15:ARG:C	39:DS:17:ARG:N	2.68	0.45
39:DS:66:ALA:HA	39:DS:69:VAL:CG1	2.46	0.45
41:DU:45:TYR:O	41:DU:46:ALA:C	2.55	0.45
43:DW:12:ILE:HG23	43:DW:12:ILE:O	2.15	0.45
25:DA:143(A):C:H4'	44:DX:38:GLU:OE1	2.16	0.45
45:DY:31:LEU:CD2	45:DY:36:ALA:O	2.64	0.45
45:DY:55:TYR:HA	45:DY:56:PRO:HD2	1.65	0.45
46:DZ:157:LEU:HA	46:DZ:158:PRO:HD2	1.80	0.45
1:AA:441:G:O5'	1:AA:441:G:H8	1.98	0.45
1:AA:60:A:O2'	20:AT:10:LEU:HD11	2.16	0.45
1:AA:610:G:H2'	1:AA:611:G:H8	1.82	0.45
5:AE:84:PHE:HB2	5:AE:134:ALA:HB2	1.98	0.45
5:AE:51:VAL:CB	5:AE:52:PRO:HD3	2.45	0.45
7:AG:52:GLU:C	7:AG:54:THR:H	2.19	0.45
7:AG:84:ASN:HD22	22:AW:33:U:H4'	1.81	0.45
10:AJ:98:ILE:HG22	10:AJ:98:ILE:O	2.16	0.45
12:AL:43:VAL:HG21	12:AL:93:LEU:HD22	1.97	0.45
17:AQ:5:VAL:C	17:AQ:6:LEU:HD12	2.37	0.45
20:AT:33:ILE:CD1	20:AT:62:LEU:C	2.84	0.45
1:AA:1286:G:C5'	21:AU:4:GLY:HA3	2.46	0.45
23:AV:50:G:C2	23:AV:51:U:O2	2.69	0.45
22:AW:52:G:C2	22:AW:63:G:C6	3.04	0.45
48:B1:29:GLY:C	48:B1:31:GLY:H	2.18	0.45
25:BA:2231:C:OP1	48:B1:42:GLN:HA	2.15	0.45
25:BA:1209:G:O2'	25:BA:1237:A:N1	2.47	0.45
25:BA:1317:A:H2'	25:BA:1318:C:C6	2.51	0.45
25:BA:142(A):C:O2'	25:BA:143:G:H5'	2.16	0.45
25:BA:1472:A:H2'	25:BA:1473:G:C8	2.51	0.45
25:BA:1659:U:OP2	29:BE:132:HIS:CE1	2.70	0.45
25:BA:1697:G:H3'	25:BA:1698:A:C5'	2.31	0.45
25:BA:1863:G:H2'	25:BA:1864:U:O4'	2.16	0.45
25:BA:2351:G:HO2'	25:BA:2352:A:H8	1.64	0.45
25:BA:2554:U:C2	25:BA:2555:U:C5	3.04	0.45
25:BA:298:G:H1'	25:BA:340:A:N6	2.30	0.45
25:BA:310:A:P	45:BY:18:GLY:HA2	2.55	0.45
25:BA:893:C:H2'	25:BA:894:C:C6	2.52	0.45
26:BB:9:G:OP1	39:BS:17:ARG:CD	2.64	0.45
27:BC:155:GLU:O	27:BC:156:ILE:CB	2.63	0.45
28:BD:25:THR:CG2	28:BD:26:LYS:H	2.20	0.45
28:BD:77:ALA:HB2	28:BD:97:TYR:CD2	2.52	0.45
31:BG:117:PHE:HE1	31:BG:119:GLY:O	1.99	0.45

Continued on next page...

Continued from previous page...

Atom-1	Atom-2	Interatomic distance (Å)	Clash overlap (Å)
31:BG:19:LEU:CD2	31:BG:171:ALA:HB1	2.47	0.45
31:BG:61:ALA:HA	31:BG:64:THR:HG22	1.97	0.45
31:BG:43:LEU:HB2	31:BG:88:ILE:HD11	1.97	0.45
32:BH:13:LYS:O	32:BH:15:VAL:N	2.46	0.45
32:BH:24:VAL:HG21	32:BH:72:ILE:CD1	2.47	0.45
37:BQ:37:LEU:HD21	37:BQ:130:LYS:CB	2.45	0.45
39:BS:48:LEU:H	39:BS:48:LEU:HD12	1.81	0.45
41:BU:102:GLU:OE2	42:BV:2:PHE:CD1	2.69	0.45
42:BV:34:GLU:O	42:BV:36:PRO:CD	2.63	0.45
45:BY:28:LYS:O	45:BY:38:ILE:HB	2.16	0.45
26:BB:106:G:H5''	46:BZ:31:ARG:HE	1.80	0.45
1:CA:1056:G:H2'	1:CA:1057:C:C6	2.51	0.45
1:CA:1046:G:H21	1:CA:1171:G:H2'	1.81	0.45
1:CA:1381:C:C2	1:CA:1383:G:C5	3.04	0.45
1:CA:752:G:H4'	1:CA:1490:A:H4'	1.97	0.45
1:CA:963:A:N3	19:CS:52:TYR:OH	2.36	0.45
7:CG:12:LEU:CD1	7:CG:25:ALA:HB2	2.46	0.45
7:CG:85:TYR:CE1	7:CG:154:TYR:HE1	2.33	0.45
12:CL:75:HIS:CD2	12:CL:77:LEU:HB2	2.51	0.45
14:CN:25:VAL:HG23	14:CN:38:GLY:O	2.16	0.45
16:CP:28:ARG:HH11	16:CP:28:ARG:HG2	1.81	0.45
17:CQ:50:LYS:HG3	17:CQ:51:TYR:H	1.81	0.45
18:CR:86:VAL:O	18:CR:87:ARG:O	2.34	0.45
22:CW:18:G:O2'	22:CW:57:G:O6	2.27	0.45
48:D1:29:GLY:C	48:D1:31:GLY:H	2.18	0.45
49:D2:16:LEU:O	49:D2:17:SER:O	2.33	0.45
49:D2:38:GLN:HA	49:D2:41:ILE:CD1	2.45	0.45
49:D2:53:LEU:O	49:D2:54:LYS:C	2.54	0.45
54:D7:41:ARG:CD	54:D7:45:ALA:HB2	2.41	0.45
55:D8:51:ALA:HA	55:D8:54:GLU:OE1	2.16	0.45
25:DA:1013:C:H42	25:DA:1149:G:H1	1.64	0.45
25:DA:1357:U:H2'	25:DA:1358:G:O4'	2.17	0.45
25:DA:2032:G:O2'	29:DE:145:LYS:NZ	2.48	0.45
25:DA:528:A:C2	25:DA:2043:C:H5'	2.47	0.45
25:DA:2108:C:H6	25:DA:2108:C:H5''	1.82	0.45
25:DA:2124:G:H2'	25:DA:2125:G:O4'	2.16	0.45
25:DA:2273:A:O2'	25:DA:2274:A:H5'	2.16	0.45
25:DA:2355:C:H4'	47:D0:24:LYS:HG3	1.98	0.45
25:DA:2692:C:H2'	25:DA:2693:A:C8	2.49	0.45
25:DA:2840:C:H5''	38:DR:53:HIS:CD2	2.50	0.45
25:DA:402:A:C2'	25:DA:403:U:H5'	2.45	0.45

Continued on next page...

Continued from previous page...

Atom-1	Atom-2	Interatomic distance (Å)	Clash overlap (Å)
28:DD:117:VAL:HG22	28:DD:118:VAL:N	2.32	0.45
28:DD:133:LEU:HB3	28:DD:173:VAL:HG11	1.99	0.45
25:DA:1798:U:H5''	28:DD:260:ARG:HB3	1.98	0.45
25:DA:320:A:H3'	30:DF:136:THR:HG22	1.97	0.45
31:DG:103:LEU:HA	31:DG:106:LEU:HB3	1.97	0.45
31:DG:152:LEU:HG	31:DG:153:ARG:H	1.82	0.45
25:DA:1022:G:O6	34:DN:66:LYS:HE3	2.16	0.45
35:DO:5:GLN:HA	35:DO:20:MET:HE2	1.99	0.45
37:DQ:24:GLY:HA2	37:DQ:67:ARG:HH22	1.82	0.45
40:DT:13:ARG:C	40:DT:15:VAL:H	2.19	0.45
40:DT:65:LYS:HZ1	40:DT:66:VAL:C	2.20	0.45
41:DU:111:GLU:O	41:DU:112:ARG:C	2.55	0.45
44:DX:57:LEU:HD21	44:DX:78:LYS:HE2	1.99	0.45
44:DX:70:LEU:HD23	44:DX:71:GLY:N	2.32	0.45
45:DY:86:ARG:NH1	45:DY:95:LYS:HZ1	2.14	0.45
1:AA:1260:A:H61	3:AC:26:LYS:HZ3	1.64	0.45
1:AA:872:G:H2'	1:AA:873:C:C6	2.50	0.45
2:AB:19:HIS:CG	2:AB:189:ASP:OD2	2.70	0.45
3:AC:157:ILE:HD12	3:AC:164:ARG:NH1	2.31	0.45
10:AJ:40:LEU:CG	10:AJ:69:ASN:HB3	2.45	0.45
10:AJ:8:LEU:HD21	10:AJ:96:ILE:HG22	1.98	0.45
12:AL:32:PHE:HB3	12:AL:84:LEU:HD11	1.98	0.45
14:AN:25:VAL:HG23	14:AN:38:GLY:O	2.16	0.45
23:AV:3:C:O2'	23:AV:4:G:C5'	2.44	0.45
22:AY:28:G:H2'	22:AY:29:G:H8	1.80	0.45
48:B1:29:GLY:O	48:B1:31:GLY:N	2.49	0.45
25:BA:1503:U:C4	25:BA:1504:C:N4	2.83	0.45
25:BA:1557:C:H5''	25:BA:1558:A:OP2	2.16	0.45
25:BA:1708:C:O2'	25:BA:1709:U:H5'	2.16	0.45
25:BA:1755:A:P	40:BT:113:LYS:HZ3	2.36	0.45
25:BA:2297:C:N3	25:BA:2320:A:C8	2.84	0.45
25:BA:2454:G:O2'	25:BA:2455:G:H5'	2.15	0.45
25:BA:2464:C:C2	25:BA:2487:G:C2	3.05	0.45
25:BA:262:A:H2'	25:BA:263:C:O4'	2.16	0.45
25:BA:2678:C:C2	25:BA:2679:A:C8	3.05	0.45
25:BA:2753:A:C2	25:BA:2754:U:C2	3.04	0.45
25:BA:845:G:HO2'	25:BA:846:C:H5	1.63	0.45
27:BC:39:GLU:HG2	27:BC:180:PHE:CB	2.47	0.45
27:BC:19:VAL:O	27:BC:20:TYR:HB3	2.16	0.45
28:BD:218:ARG:HB3	28:BD:219:PRO:HD2	1.98	0.45
28:BD:30:GLU:HG3	28:BD:63:ARG:NE	2.31	0.45

Continued on next page...

Continued from previous page...

Atom-1	Atom-2	Interatomic distance (Å)	Clash overlap (Å)
29:BE:65:GLY:HA2	29:BE:70:ALA:CB	2.47	0.45
31:BG:103:LEU:HA	31:BG:106:LEU:HB3	1.97	0.45
31:BG:16:ARG:NH1	31:BG:16:ARG:HG3	2.31	0.45
31:BG:28:VAL:O	31:BG:31:VAL:CG1	2.63	0.45
31:BG:33:ARG:HB2	31:BG:162:THR:CG2	2.46	0.45
35:BO:121:VAL:HG11	40:BT:35:LYS:NZ	2.31	0.45
25:BA:1665:A:C4'	35:BO:67:LYS:HB2	2.43	0.45
39:BS:49:VAL:CG1	39:BS:50:SER:H	2.25	0.45
41:BU:98:LEU:HD21	42:BV:2:PHE:HZ	1.80	0.45
43:BW:28:SER:OG	43:BW:31:GLU:HB2	2.16	0.45
43:BW:84:ARG:HB2	43:BW:96:ILE:HG22	1.98	0.45
44:BX:25:LYS:HZ1	44:BX:80:ILE:HD11	1.81	0.45
45:BY:38:ILE:O	45:BY:39:VAL:CB	2.64	0.45
1:CA:1121:G:N3	1:CA:1123:C:N4	2.64	0.45
1:CA:1149:A:H8	1:CA:1149:A:OP1	1.99	0.45
1:CA:1178:G:OP1	1:CA:1179:G:OP2	2.34	0.45
1:CA:545:C:N3	12:CL:16:GLU:HB3	2.32	0.45
1:CA:733:G:N2	1:CA:734:U:C2	2.85	0.45
1:CA:810:U:O2'	1:CA:836:A:N1	2.44	0.45
1:CA:970:G:H2'	1:CA:970:G:N3	2.32	0.45
3:CC:30:ARG:HD3	14:CN:38:GLY:CA	2.46	0.45
3:CC:34:LEU:O	3:CC:38:ARG:HG2	2.16	0.45
4:CD:187:ARG:NH1	4:CD:187:ARG:HG2	2.30	0.45
8:CH:103:VAL:CG1	8:CH:108:GLY:HA3	2.46	0.45
8:CH:118:VAL:C	8:CH:119:LEU:HD23	2.37	0.45
12:CL:75:HIS:HD2	12:CL:77:LEU:HB2	1.80	0.45
13:CM:34:LEU:HD13	13:CM:41:PRO:CA	2.46	0.45
15:CO:78:TYR:OH	15:CO:88:ARG:HD2	2.16	0.45
17:CQ:40:LYS:HG2	17:CQ:42:TYR:CE1	2.52	0.45
23:CV:30:G:H2'	23:CV:31:G:H5'	1.97	0.45
25:DA:1045:A:N3	25:DA:1045:A:C2'	2.78	0.45
25:DA:1022:G:N2	25:DA:1142(A):A:C2	2.82	0.45
25:DA:769:G:H5'	25:DA:1379:A:H61	1.81	0.45
25:DA:1748:G:H2'	25:DA:1749:A:O4'	2.16	0.45
25:DA:2205:C:O2	25:DA:2220:G:C2	2.69	0.45
25:DA:2236:C:H2'	25:DA:2237:G:H5'	1.98	0.45
25:DA:2377:A:O4'	39:DS:108:GLY:HA2	2.16	0.45
25:DA:250:G:H2'	25:DA:251:A:C8	2.52	0.45
25:DA:271(K):U:H3'	25:DA:271(L):U:C5'	2.46	0.45
25:DA:265:A:N6	25:DA:283:A:C8	2.85	0.45
25:DA:2897:U:C2'	25:DA:2897:U:O2	2.64	0.45

Continued on next page...

Continued from previous page...

Atom-1	Atom-2	Interatomic distance (Å)	Clash overlap (Å)
25:DA:481:G:C2'	25:DA:482:A:OP2	2.64	0.45
25:DA:71:A:O2'	25:DA:72:U:OP2	2.30	0.45
26:DB:6:C:C2	26:DB:116:G:N2	2.85	0.45
28:DD:13:ARG:HA	28:DD:16:MET:HB2	1.97	0.45
29:DE:134:ILE:CG1	29:DE:134:ILE:O	2.59	0.45
30:DF:138:GLU:O	30:DF:139:PHE:C	2.55	0.45
32:DH:91:GLY:O	32:DH:92:ILE:O	2.35	0.45
33:DI:107:VAL:O	33:DI:109:ILE:HD12	2.16	0.45
25:DA:1952:A:N3	35:DO:22:ILE:HG13	2.32	0.45
36:DP:97:PRO:O	36:DP:99:LEU:N	2.45	0.45
38:DR:99:LYS:HB2	38:DR:99:LYS:NZ	2.32	0.45
40:DT:132:LYS:O	40:DT:134:GLU:N	2.47	0.45
45:DY:28:LYS:O	45:DY:38:ILE:HB	2.16	0.45
1:AA:1212:G:H5''	9:AI:128:ARG:HG3	1.99	0.45
1:AA:419:G:O5'	1:AA:419:G:H8	2.00	0.45
1:AA:993:A:H2'	1:AA:994:A:C8	2.51	0.45
8:AH:119:LEU:HD12	8:AH:124:ALA:HA	1.97	0.45
9:AI:19:LEU:CD2	9:AI:61:ALA:HB2	2.47	0.45
13:AM:68:GLY:HA3	31:BG:116:ASP:OD2	2.17	0.45
16:AP:9:PHE:HB2	16:AP:16:HIS:O	2.17	0.45
16:AP:28:ARG:HG2	16:AP:28:ARG:HH11	1.82	0.45
1:AA:817:C:OP1	18:AR:60:ALA:HB2	2.16	0.45
18:AR:86:VAL:O	18:AR:87:ARG:O	2.34	0.45
1:AA:1297:G:O6	19:AS:5:LEU:HD23	2.16	0.45
20:AT:38:LYS:C	20:AT:40:ALA:N	2.70	0.45
20:AT:53:LEU:HA	20:AT:56:MET:HE2	1.97	0.45
23:AV:41:C:H3'	23:AV:41:C:C6	2.50	0.45
23:AV:53:G:O2'	23:AV:54:G:OP1	2.30	0.45
49:B2:8:LYS:O	49:B2:9:GLN:C	2.55	0.45
50:B3:2:PRO:O	50:B3:39:ASP:HB3	2.16	0.45
25:BA:1311:G:C5	54:B7:47:ARG:NH2	2.84	0.45
25:BA:1647:G:H2'	25:BA:1647:G:OP2	2.16	0.45
25:BA:185:U:H2'	25:BA:186:G:H8	1.80	0.45
25:BA:1884:A:C3'	25:BA:1885:A:H5''	2.45	0.45
25:BA:2108:C:H6	25:BA:2108:C:H5''	1.82	0.45
25:BA:2133:G:H2'	25:BA:2157:G:N2	2.31	0.45
25:BA:2134:A:H2	25:BA:2159:G:H1'	1.72	0.45
25:BA:2068:U:H3	25:BA:2430:A:H2	0.70	0.45
25:BA:333:G:N3	25:BA:333:G:H2'	2.31	0.45
25:BA:614(C):A:C4	30:BF:180:GLY:HA3	2.51	0.45
25:BA:651:G:N3	25:BA:651:G:H2'	2.31	0.45

Continued on next page...

Continued from previous page...

Atom-1	Atom-2	Interatomic distance (Å)	Clash overlap (Å)
25:BA:886:C:H2'	25:BA:887:A:H4'	1.97	0.45
27:BC:221:SER:O	27:BC:222:VAL:O	2.35	0.45
25:BA:2128:C:OP1	27:BC:35:ALA:HB1	2.17	0.45
28:BD:227:ASN:O	28:BD:228:PRO:C	2.55	0.45
25:BA:2638:G:OP2	29:BE:82:ARG:NH2	2.50	0.45
30:BF:11:VAL:O	30:BF:13:SER:N	2.49	0.45
34:BN:9:VAL:HG11	34:BN:39:ARG:NH2	2.32	0.45
39:BS:67:ARG:NH1	39:BS:98:VAL:HG13	2.31	0.45
39:BS:77:ALA:O	39:BS:80:LEU:HD13	2.17	0.45
46:BZ:124:ILE:HG12	46:BZ:125:LEU:O	2.17	0.45
46:BZ:137:ILE:HD11	46:BZ:158:PRO:HD2	1.99	0.45
1:CA:1004:G:H2'	1:CA:1004:G:N3	2.32	0.45
1:CA:1087:A:H2'	1:CA:1088:G:H8	1.80	0.45
1:CA:1039:G:N2	1:CA:1185:A:H1'	2.32	0.45
1:CA:1487:U:H2'	1:CA:1488:G:H8	1.75	0.45
2:CB:18:GLY:HA2	2:CB:40:HIS:O	2.16	0.45
2:CB:204:ASN:HD21	2:CB:206:ASP:H	1.63	0.45
2:CB:25:ASN:OD1	2:CB:27:LYS:HB2	2.16	0.45
3:CC:119:ARG:HG3	3:CC:119:ARG:HH11	1.81	0.45
5:CE:11:ILE:HD12	5:CE:31:LEU:HD12	1.97	0.45
11:CK:29:ILE:HD11	11:CK:42:TRP:HE3	1.81	0.45
15:CO:82:ILE:C	15:CO:82:ILE:HD13	2.37	0.45
17:CQ:77:VAL:O	17:CQ:78:GLU:HG2	2.16	0.45
19:CS:9:VAL:HB	19:CS:11:VAL:HG12	1.97	0.45
20:CT:53:LEU:O	20:CT:54:LYS:C	2.54	0.45
23:CV:58:A:C2'	23:CV:59:A:H5'	2.46	0.45
23:CV:5:G:H2'	23:CV:6:G:H8	1.81	0.45
22:CW:4:C:C2	22:CW:70:G:N2	2.84	0.45
55:D8:61:LEU:HD12	55:D8:61:LEU:N	2.30	0.45
25:DA:1163:G:O2'	25:DA:1164:G:H5'	2.16	0.45
25:DA:1668:A:N3	25:DA:1670:C:C4	2.84	0.45
25:DA:1812:A:H2'	25:DA:1813:G:C8	2.51	0.45
25:DA:1885:A:C8	25:DA:1885:A:H5'	2.52	0.45
25:DA:2248:C:C2'	25:DA:2249:U:H5'	2.47	0.45
25:DA:2312:U:C3'	25:DA:2313:C:H5''	2.46	0.45
25:DA:2481:G:O2'	25:DA:2482:G:O5'	2.34	0.45
25:DA:26:G:C6	25:DA:27:G:N1	2.84	0.45
25:DA:2773:C:O2'	25:DA:2774:C:H5'	2.16	0.45
25:DA:607:U:H5	25:DA:619:G:C5	2.33	0.45
25:DA:834:C:O2'	25:DA:835:A:H5'	2.17	0.45
25:DA:977:G:HO2'	25:DA:1001:A:H2	1.63	0.45

Continued on next page...

Continued from previous page...

Atom-1	Atom-2	Interatomic distance (Å)	Clash overlap (Å)
25:DA:995:C:OP2	41:DU:54:LYS:NZ	2.37	0.45
27:DC:58:VAL:HG22	27:DC:167:LYS:N	2.31	0.45
28:DD:77:ALA:HB2	28:DD:97:TYR:CD2	2.52	0.45
25:DA:2811:G:C1'	29:DE:61:ARG:HH21	2.29	0.45
30:DF:67:GLN:O	30:DF:68:LYS:CB	2.63	0.45
32:DH:142:GLY:O	32:DH:145:ALA:HB3	2.16	0.45
32:DH:43:VAL:CG1	32:DH:53:GLU:H	2.29	0.45
33:DI:4:ILE:HD11	33:DI:44:LEU:HD12	1.98	0.45
33:DI:54:GLN:HA	33:DI:57:ARG:CB	2.45	0.45
37:DQ:21:THR:HG21	37:DQ:101:ARG:HD3	1.97	0.45
38:DR:7:GLY:O	38:DR:8:ARG:O	2.33	0.45
41:DU:79:PHE:C	41:DU:79:PHE:CD2	2.90	0.45
42:DV:21:ARG:HB3	42:DV:91:TYR:CB	2.35	0.45
42:DV:1:MET:HE2	42:DV:43:GLU:OE2	2.16	0.45
25:DA:2012:G:O2'	43:DW:96:ILE:HD11	2.16	0.45
45:DY:38:ILE:O	45:DY:39:VAL:CB	2.65	0.45
46:DZ:136:PHE:O	46:DZ:137:ILE:HG13	2.17	0.45
46:DZ:141:VAL:HG22	46:DZ:141:VAL:O	2.16	0.45
46:DZ:158:PRO:CB	46:DZ:159:PRO:CD	2.87	0.45
1:AA:1044:U:H2'	1:AA:1045:C:C6	2.51	0.45
1:AA:1049:A:O4'	1:AA:1050:G:O4'	2.33	0.45
1:AA:9:G:O2'	1:AA:10:A:H5'	2.17	0.45
1:AA:1115:G:C2	1:AA:1124:G:N1	2.85	0.45
1:AA:1241:C:C3'	1:AA:1241:C:C6	2.99	0.45
1:AA:926:A:H1'	1:AA:1346:U:H3	1.81	0.45
1:AA:246:G:C6	1:AA:261:G:C6	3.05	0.45
1:AA:32:A:H2'	1:AA:33:A:C8	2.51	0.45
1:AA:368:A:C2	1:AA:369:A:C8	3.04	0.45
1:AA:36:C:C4	1:AA:37:U:C4	3.05	0.45
1:AA:678:A:H2'	1:AA:679:A:C8	2.51	0.45
1:AA:72:C:C2	1:AA:91:G:C2	3.05	0.45
1:AA:997:C:H2'	1:AA:998:U:O4'	2.17	0.45
2:AB:19:HIS:O	2:AB:39:ILE:HG23	2.17	0.45
3:AC:11:ARG:HB3	3:AC:15:THR:HB	1.98	0.45
3:AC:20:SER:OG	3:AC:36:ASP:OD1	2.32	0.45
3:AC:64:VAL:HG22	3:AC:99:VAL:HA	1.99	0.45
8:AH:116:LYS:O	8:AH:119:LEU:HD21	2.17	0.45
8:AH:40:ALA:O	8:AH:42:GLU:N	2.50	0.45
8:AH:68:ARG:HG2	8:AH:69:ARG:H	1.82	0.45
9:AI:16:ARG:HB2	9:AI:64:THR:HG22	1.96	0.45
9:AI:95:LYS:N	9:AI:98:PRO:HD2	2.31	0.45

Continued on next page...

Continued from previous page...

Atom-1	Atom-2	Interatomic distance (Å)	Clash overlap (Å)
12:AL:79:GLU:HG2	12:AL:79:GLU:O	2.17	0.45
23:AV:4:G:O2'	23:AV:5:G:OP2	2.34	0.45
23:AV:36:A:N1	24:AX:18:G:C2	2.85	0.45
48:B1:27:GLU:O	48:B1:28:GLY:C	2.55	0.45
49:B2:18:PRO:HG2	49:B2:19:VAL:N	2.30	0.45
50:B3:35:ARG:NH1	50:B3:35:ARG:HG3	2.31	0.45
54:B7:24:THR:HG23	54:B7:27:GLY:H	1.82	0.45
36:BP:61:ARG:HA	55:B8:27:THR:CG2	2.47	0.45
25:BA:1425:G:H2'	25:BA:1426:G:C8	2.51	0.45
25:BA:1525:G:H2'	25:BA:1526:G:C8	2.52	0.45
25:BA:1812:A:H2'	25:BA:1813:G:C8	2.51	0.45
25:BA:2236:C:H2'	25:BA:2237:G:H5'	1.98	0.45
25:BA:2481:G:O2'	25:BA:2482:G:O5'	2.34	0.45
25:BA:271(Q):G:C2	25:BA:271(R):G:C4	3.04	0.45
25:BA:2773:C:O2'	25:BA:2774:C:H5'	2.16	0.45
25:BA:2808:U:H5'	25:BA:2891:G:O6	2.16	0.45
25:BA:633:A:C2'	25:BA:634:C:H5'	2.46	0.45
25:BA:908:C:O2'	25:BA:909:A:H5'	2.16	0.45
25:BA:947:G:N2	25:BA:971:C:C2	2.84	0.45
27:BC:83:ILE:HA	27:BC:94:VAL:HG21	1.99	0.45
28:BD:231:HIS:ND1	28:BD:232:PRO:HD2	2.31	0.45
30:BF:161:GLU:HG2	30:BF:164:ARG:NH2	2.32	0.45
31:BG:9:ARG:O	31:BG:12:TYR:N	2.49	0.45
31:BG:26:GLN:C	31:BG:28:VAL:H	2.19	0.45
33:BI:104:GLN:O	33:BI:105:HIS:CD2	2.66	0.45
35:BO:23:ARG:HA	35:BO:23:ARG:HD2	1.79	0.45
36:BP:144:GLU:O	36:BP:144:GLU:HG2	2.15	0.45
37:BQ:1:MET:HE2	37:BQ:2:LEU:CB	2.46	0.45
25:BA:2820:A:H4'	38:BR:2:ARG:HH12	1.82	0.45
40:BT:23:ARG:HB3	40:BT:24:PRO:HD2	1.98	0.45
41:BU:79:PHE:C	41:BU:79:PHE:CD2	2.90	0.45
46:BZ:136:PHE:O	46:BZ:137:ILE:HG13	2.17	0.45
46:BZ:75:ASN:O	46:BZ:84:GLU:HB2	2.17	0.45
1:CA:1371:C:H2'	1:CA:1372:U:O4'	2.17	0.45
1:CA:227:G:H2'	1:CA:228:C:C6	2.51	0.45
1:CA:836:A:H2'	1:CA:837:A:O4'	2.16	0.45
1:CA:923:A:H2'	1:CA:924:G:H8	1.80	0.45
1:CA:934:U:H2'	1:CA:936:A:OP2	2.17	0.45
2:CB:163:PHE:HA	2:CB:185:ILE:O	2.16	0.45
2:CB:208:ILE:O	2:CB:208:ILE:HG22	2.14	0.45
3:CC:11:ARG:HB3	3:CC:15:THR:HB	1.98	0.45

Continued on next page...

Continued from previous page...

Atom-1	Atom-2	Interatomic distance (Å)	Clash overlap (Å)
5:CE:40:ARG:NH1	5:CE:40:ARG:HG2	2.31	0.45
5:CE:41:VAL:HG21	5:CE:113:ALA:HB2	1.97	0.45
8:CH:36:LEU:HA	8:CH:39:LEU:HB2	1.99	0.45
8:CH:84:ARG:NH1	8:CH:84:ARG:HG2	2.30	0.45
14:CN:26:ARG:CD	14:CN:43:CYS:SG	2.97	0.45
15:CO:30:ALA:CA	15:CO:85:LEU:HD11	2.46	0.45
17:CQ:86:GLU:O	17:CQ:90:ILE:HG12	2.16	0.45
19:CS:37:ARG:HG3	19:CS:37:ARG:H	1.59	0.45
20:CT:57:ARG:NH1	20:CT:102:GLY:HA2	2.32	0.45
21:CU:3:LYS:HB2	21:CU:3:LYS:HE3	1.65	0.45
23:CV:30:G:C5	23:CV:43:G:C2	3.04	0.45
48:D1:29:GLY:O	48:D1:31:GLY:N	2.49	0.45
51:D4:40:ILE:HA	51:D4:57:ILE:HB	1.99	0.45
25:DA:1012:U:O4	34:DN:28:THR:HG21	2.16	0.45
25:DA:1647:G:H2'	25:DA:1647:G:OP2	2.16	0.45
25:DA:1657:C:O2'	25:DA:1658:C:H5'	2.16	0.45
25:DA:1666:G:H2'	25:DA:1667:G:H5'	1.98	0.45
25:DA:2331:G:H8	25:DA:2331:G:H5''	1.81	0.45
25:DA:2454:G:O2'	25:DA:2455:G:H5'	2.15	0.45
25:DA:2562:U:C2'	25:DA:2563:U:H5'	2.46	0.45
25:DA:271(Y):U:O2'	25:DA:271(Z):C:O4'	2.34	0.45
25:DA:2751:G:H2'	25:DA:2751:G:N3	2.32	0.45
25:DA:2783:G:H2'	25:DA:2784:C:H6	1.80	0.45
25:DA:572:A:C2	25:DA:2033:A:C2	3.04	0.45
25:DA:69:C:H2'	25:DA:73:A:O2'	2.17	0.45
25:DA:911:A:C5	37:DQ:9:TYR:CD1	3.04	0.45
29:DE:144:ARG:HB3	29:DE:145:LYS:H	1.50	0.45
31:DG:111:LEU:N	31:DG:112:PRO:HD2	2.31	0.45
31:DG:33:ARG:HB2	31:DG:162:THR:CG2	2.46	0.45
36:DP:112:LEU:H	36:DP:128:HIS:CD2	2.35	0.45
36:DP:13:ASN:OD1	36:DP:13:ASN:C	2.54	0.45
36:DP:6:LEU:N	36:DP:6:LEU:HD23	2.29	0.45
30:DF:187:VAL:HG12	36:DP:7:ARG:HH21	1.80	0.45
37:DQ:140:ALA:HB1	46:DZ:99:TYR:HB2	1.99	0.45
38:DR:37:THR:OG1	38:DR:40:LYS:HB2	2.17	0.45
42:DV:98:GLU:OE1	42:DV:100:ARG:HD3	2.16	0.45
46:DZ:124:ILE:HG12	46:DZ:125:LEU:O	2.17	0.45
46:DZ:137:ILE:HD11	46:DZ:158:PRO:HD2	1.99	0.45
46:DZ:118:GLN:N	46:DZ:173:ALA:O	2.49	0.45
26:DB:106:G:H5''	46:DZ:31:ARG:HE	1.80	0.45
1:AA:433:G:H4'	4:AD:123:HIS:ND1	2.31	0.45

Continued on next page...

Continued from previous page...

Atom-1	Atom-2	Interatomic distance (Å)	Clash overlap (Å)
1:AA:649:G:H5'	1:AA:709:C:H1'	1.98	0.45
1:AA:721:C:H2'	1:AA:722:C:H6	1.82	0.45
2:AB:157:ARG:O	2:AB:158:LEU:C	2.55	0.45
2:AB:18:GLY:HA2	2:AB:40:HIS:O	2.17	0.45
2:AB:63:MET:C	2:AB:65:GLY:N	2.69	0.45
5:AE:35:GLY:HA3	5:AE:112:LEU:HB3	1.97	0.45
7:AG:145:ALA:O	7:AG:146:GLU:HB2	2.17	0.45
9:AI:103:THR:HG22	9:AI:105:ASP:H	1.82	0.45
10:AJ:58:ASP:O	10:AJ:59:SER:C	2.55	0.45
12:AL:104:VAL:HG12	12:AL:105:TYR:CD1	2.51	0.45
19:AS:36:ARG:CZ	19:AS:72:GLY:HA2	2.46	0.45
22:AW:16:U:O4	22:AW:18:G:H2'	2.17	0.45
22:AW:7:A:C6	22:AW:49:C:C2	3.05	0.45
25:BA:2277:G:OP2	47:B0:10:THR:HG21	2.17	0.45
31:BG:104:GLU:CG	51:B4:50:THR:HG21	2.42	0.45
52:B5:41:PRO:HG2	52:B5:44:THR:CG2	2.46	0.45
25:BA:1025:G:C4	25:BA:1135:C:H1'	2.52	0.45
25:BA:1140:C:H5''	34:BN:66:LYS:HZ1	1.74	0.45
25:BA:1022:G:N2	25:BA:1142(A):A:C2	2.82	0.45
25:BA:1339:G:H21	25:BA:1603:A:H1'	1.79	0.45
25:BA:1358:G:O2'	25:BA:1359:A:H5''	2.16	0.45
25:BA:1357:U:H2'	25:BA:1358:G:O4'	2.17	0.45
25:BA:1368:G:O2'	25:BA:1369:G:H5'	2.17	0.45
25:BA:1899:G:C2'	25:BA:1900:A:OP2	2.65	0.45
25:BA:2167:U:O2	25:BA:2171:A:N7	2.50	0.45
25:BA:2282:G:O2'	25:BA:2283:C:OP2	2.28	0.45
25:BA:2298:A:N6	25:BA:2318:G:C2'	2.79	0.45
25:BA:26:G:C6	25:BA:27:G:N1	2.84	0.45
25:BA:2850:A:C2'	25:BA:2851:A:H8	2.22	0.45
25:BA:2855:C:O2'	25:BA:2856:C:H5'	2.17	0.45
25:BA:392:C:H5''	25:BA:409:C:H5''	1.99	0.45
25:BA:613:G:C2	25:BA:615:G:C5	3.04	0.45
25:BA:71:A:O2'	25:BA:72:U:OP2	2.30	0.45
25:BA:875:G:H2'	25:BA:876:C:O4'	2.17	0.45
25:BA:9:U:C4	25:BA:2629:A:N6	2.84	0.45
27:BC:191:ALA:O	27:BC:195:ALA:HB3	2.17	0.45
25:BA:1693:U:O2'	28:BD:14:ARG:NH2	2.50	0.45
30:BF:127:GLU:HB2	30:BF:196:LEU:CD2	2.47	0.45
30:BF:57:VAL:HG13	30:BF:59:TYR:CE1	2.51	0.45
31:BG:152:LEU:HG	31:BG:153:ARG:H	1.82	0.45
31:BG:42:GLY:O	31:BG:43:LEU:HB2	2.17	0.45

Continued on next page...

Continued from previous page...

Atom-1	Atom-2	Interatomic distance (Å)	Clash overlap (Å)
32:BH:122:THR:O	32:BH:133:VAL:HG13	2.16	0.45
32:BH:142:GLY:O	32:BH:145:ALA:HB3	2.16	0.45
25:BA:1141:U:C4	34:BN:64:GLY:HA3	2.52	0.45
36:BP:114:ILE:CG2	36:BP:127:ALA:HB2	2.44	0.45
30:BF:187:VAL:CG1	36:BP:7:ARG:HH21	2.30	0.45
38:BR:99:LYS:HB2	38:BR:99:LYS:NZ	2.31	0.45
39:BS:17:ARG:NH2	39:BS:90:GLY:N	2.64	0.45
39:BS:95:HIS:CG	39:BS:96:GLY:H	2.35	0.45
40:BT:82:LEU:N	40:BT:82:LEU:HD12	2.31	0.45
40:BT:85:LYS:O	40:BT:85:LYS:NZ	2.26	0.45
41:BU:45:TYR:O	41:BU:46:ALA:C	2.55	0.45
46:BZ:110:GLY:CA	46:BZ:115:GLY:HA3	2.47	0.45
1:CA:1196:G:O2'	1:CA:1197:G:H5'	2.17	0.45
1:CA:1236:G:H3'	1:CA:1260:A:N6	2.32	0.45
1:CA:156:A:H8	1:CA:156:A:OP2	1.99	0.45
1:CA:601:C:H5''	1:CA:602:U:H5''	1.97	0.45
1:CA:853:G:C6	1:CA:854:C:N4	2.84	0.45
1:CA:905:G:N1	1:CA:1372:U:O2	2.49	0.45
1:CA:948:G:OP1	1:CA:948:G:H3'	2.16	0.45
2:CB:109:SER:O	2:CB:111:ARG:N	2.49	0.45
3:CC:172:ARG:O	3:CC:173:VAL:CG2	2.65	0.45
3:CC:33:LEU:O	3:CC:37:GLN:HG2	2.17	0.45
3:CC:58:GLU:HB2	3:CC:65:ALA:HB2	1.98	0.45
6:CF:71:ARG:NH1	6:CF:71:ARG:HG3	2.31	0.45
6:CF:79:LEU:O	6:CF:85:VAL:HG21	2.17	0.45
7:CG:79:ARG:HH11	7:CG:79:ARG:CG	2.26	0.45
8:CH:66:GLY:O	8:CH:76:PRO:HB2	2.16	0.45
9:CI:46:ALA:HB2	9:CI:74:ILE:HG23	1.98	0.45
9:CI:83:ARG:O	9:CI:86:VAL:HG12	2.15	0.45
9:CI:96:LEU:HD12	9:CI:101:PHE:CB	2.47	0.45
10:CJ:61:GLU:OE2	14:CN:45:ARG:NH1	2.50	0.45
16:CP:43:LYS:HD2	16:CP:43:LYS:N	2.31	0.45
17:CQ:5:VAL:C	17:CQ:6:LEU:HD12	2.37	0.45
19:CS:35:SER:C	19:CS:37:ARG:N	2.70	0.45
19:CS:10:PHE:CZ	19:CS:70:LYS:HE2	2.42	0.45
20:CT:25:ARG:HG3	20:CT:25:ARG:HH11	1.82	0.45
23:CV:11:A:H2'	23:CV:12:G:O4'	2.17	0.45
47:D0:70:GLN:OE1	47:D0:72:ARG:HD3	2.17	0.45
25:DA:185:U:H2'	25:DA:186:G:H8	1.80	0.45
25:DA:1899:G:C2'	25:DA:1900:A:OP2	2.65	0.45
25:DA:2167:U:O2	25:DA:2171:A:N7	2.50	0.45

Continued on next page...

Continued from previous page...

Atom-1	Atom-2	Interatomic distance (Å)	Clash overlap (Å)
25:DA:2364:C:O2'	25:DA:2365:G:H5'	2.16	0.45
25:DA:2476:A:N1	25:DA:2477:C:C5	2.83	0.45
25:DA:2580:U:H4'	29:DE:130:GLY:CA	2.46	0.45
25:DA:2585:U:H3'	25:DA:2585:U:H6	1.80	0.45
25:DA:2633:G:H1'	29:DE:62:PRO:HG3	1.98	0.45
25:DA:2703:C:H2'	25:DA:2704:C:H6	1.82	0.45
25:DA:2732:G:C3'	25:DA:2733:A:H5'	2.47	0.45
25:DA:2753:A:C2	25:DA:2754:U:C2	3.04	0.45
25:DA:354:G:C2	25:DA:355:G:C8	3.05	0.45
25:DA:580:C:H4'	41:DU:27:LEU:CD1	2.46	0.45
25:DA:614(C):A:C4	30:DF:180:GLY:HA3	2.51	0.45
25:DA:858:U:O2'	25:DA:859:G:C8	2.68	0.45
25:DA:908:C:O2'	25:DA:909:A:H5'	2.16	0.45
26:DB:81:G:O6	26:DB:97:G:C6	2.69	0.45
27:DC:221:SER:O	27:DC:222:VAL:O	2.34	0.45
29:DE:93:VAL:O	29:DE:95:ILE:N	2.50	0.45
31:DG:123:ASN:C	31:DG:125:PHE:H	2.19	0.45
36:DP:83:VAL:HG21	36:DP:105:LEU:HD12	1.97	0.45
30:DF:34:TRP:CE2	36:DP:12:ALA:HB2	2.51	0.45
25:DA:957:A:H4'	37:DQ:74:TYR:OH	2.16	0.45
38:DR:80:PHE:O	38:DR:85:PRO:HD3	2.15	0.45
39:DS:53:SER:O	39:DS:55:ALA:N	2.50	0.45
39:DS:77:ALA:O	39:DS:80:LEU:HD13	2.16	0.45
25:DA:995:C:C2	41:DU:57:PHE:CE1	3.05	0.45
45:DY:2:ARG:C	45:DY:4:LYS:N	2.70	0.45
46:DZ:110:GLY:CA	46:DZ:115:GLY:HA3	2.47	0.45
46:DZ:109:ALA:O	46:DZ:111:VAL:HG12	2.16	0.45
46:DZ:75:ASN:O	46:DZ:84:GLU:HB2	2.17	0.45
1:AA:1100:C:H2'	1:AA:1101:C:C6	2.50	0.45
1:AA:1175:U:H4'	5:AE:22:GLY:HA2	1.97	0.45
1:AA:152:G:N1	1:AA:157:C:O2	2.45	0.45
1:AA:51:A:C6	1:AA:348:A:C2	3.05	0.45
1:AA:534:U:O2'	12:AL:86:ARG:HD2	2.17	0.45
1:AA:546:A:N7	1:AA:550:G:H1'	2.31	0.45
2:AB:109:SER:O	2:AB:111:ARG:N	2.49	0.45
2:AB:112:VAL:CG2	2:AB:149:LEU:HD13	2.47	0.45
9:AI:48:GLU:HA	9:AI:51:ARG:HH11	1.82	0.45
10:AJ:49:VAL:HG22	10:AJ:50:ILE:N	2.32	0.45
10:AJ:7:LYS:CD	10:AJ:71:LEU:HD13	2.42	0.45
17:AQ:33:GLY:O	17:AQ:34:LYS:C	2.54	0.45
51:B4:40:ILE:HA	51:B4:57:ILE:HB	1.99	0.45

Continued on next page...

Continued from previous page...

Atom-1	Atom-2	Interatomic distance (Å)	Clash overlap (Å)
25:BA:1248:G:OP1	41:BU:2:PRO:HD2	2.17	0.45
25:BA:1328:G:H2'	25:BA:1330:C:C5	2.52	0.45
25:BA:2164:C:C2'	25:BA:2165:G:H5'	2.47	0.45
25:BA:2300:G:O6	25:BA:2316:C:N4	2.49	0.45
25:BA:2584:U:H2'	25:BA:2585:U:C4'	2.39	0.45
25:BA:2719:G:H5''	40:BT:98:LYS:NZ	2.32	0.45
25:BA:711:G:O2'	25:BA:712:G:H5'	2.17	0.45
28:BD:117:VAL:HG22	28:BD:118:VAL:N	2.32	0.45
28:BD:133:LEU:HB3	28:BD:173:VAL:HG11	1.98	0.45
25:BA:773:U:H4'	28:BD:47:GLY:CA	2.47	0.45
30:BF:103:LYS:HA	30:BF:106:ARG:HG3	1.99	0.45
31:BG:165:THR:OG1	31:BG:168:GLU:HG3	2.16	0.45
32:BH:17:VAL:HB	32:BH:45:VAL:CG2	2.47	0.45
33:BI:23:PRO:HB3	33:BI:27:ARG:HH12	1.81	0.45
33:BI:4:ILE:HD11	33:BI:44:LEU:HD12	1.98	0.45
35:BO:35:VAL:HG11	35:BO:103:ALA:HB3	1.99	0.45
39:BS:17:ARG:O	39:BS:18:ILE:C	2.55	0.45
39:BS:34:HIS:HD2	39:BS:54:LEU:HD23	1.82	0.45
39:BS:89:ARG:O	39:BS:90:GLY:O	2.35	0.45
42:BV:98:GLU:OE1	42:BV:100:ARG:HD3	2.16	0.45
44:BX:60:ARG:HH22	54:B7:47:ARG:HH21	1.64	0.45
45:BY:76:CYS:SG	45:BY:77:PRO:CD	2.86	0.45
46:BZ:96:VAL:HG12	46:BZ:97:GLU:N	2.30	0.45
1:CA:1036:C:O2'	1:CA:1037:A:P	2.74	0.45
1:CA:23:C:OP2	1:CA:544:U:N3	2.48	0.45
1:CA:371:G:O3'	16:CP:5:ARG:HD2	2.17	0.45
1:CA:541:G:C4	1:CA:542:A:C2	3.04	0.45
1:CA:673:G:C6	1:CA:674:G:C6	3.04	0.45
2:CB:21:ARG:O	2:CB:23:ARG:N	2.50	0.45
3:CC:14:ILE:CG1	3:CC:15:THR:H	2.03	0.45
4:CD:110:PHE:CD1	4:CD:110:PHE:N	2.85	0.45
5:CE:26:PHE:N	5:CE:26:PHE:CD1	2.84	0.45
8:CH:40:ALA:O	8:CH:42:GLU:N	2.50	0.45
9:CI:4:TYR:HD1	9:CI:4:TYR:N	2.10	0.45
11:CK:21:ILE:HA	11:CK:30:VAL:HG12	1.99	0.45
13:CM:10:PRO:HB3	13:CM:18:ALA:O	2.16	0.45
10:CJ:63:PHE:HB3	14:CN:58:LYS:HA	1.99	0.45
18:CR:58:LEU:N	18:CR:58:LEU:HD12	2.32	0.45
23:CV:16:C:OP2	23:CV:16:C:H6	1.99	0.45
49:D2:21:LEU:O	49:D2:24:LEU:HB3	2.16	0.45
51:D4:43:GLY:N	51:D4:59:VAL:O	2.50	0.45

Continued on next page...

Continued from previous page...

Atom-1	Atom-2	Interatomic distance (Å)	Clash overlap (Å)
53:D6:30:THR:HB	53:D6:31:PRO:CD	2.46	0.45
25:DA:1016:G:N2	25:DA:1146:C:O2	2.50	0.45
25:DA:1925:C:C2'	25:DA:1926:U:H5'	2.46	0.45
25:DA:2173:A:C2'	25:DA:2174:C:H5'	2.47	0.45
25:DA:2455:G:H2'	25:DA:2456:C:C6	2.52	0.45
25:DA:285:C:C4	25:DA:286:C:C5	3.05	0.45
25:DA:491:G:O2'	25:DA:492:A:H5'	2.16	0.45
25:DA:613:G:N1	25:DA:615:G:C6	2.85	0.45
25:DA:703:U:C2'	25:DA:704:G:H5'	2.47	0.45
25:DA:764:A:C6	28:DD:209:ALA:HB1	2.52	0.45
25:DA:859:G:O2'	25:DA:860:U:P	2.74	0.45
25:DA:88:G:H2'	25:DA:88:G:N3	2.30	0.45
25:DA:995:C:O2	34:DN:4:TYR:OH	2.34	0.45
26:DB:69:G:N3	26:DB:70:C:C6	2.85	0.45
27:DC:19:VAL:O	27:DC:20:TYR:HB3	2.16	0.45
27:DC:64:LEU:HD13	27:DC:189:ILE:CB	2.46	0.45
28:DD:227:ASN:HB3	28:DD:228:PRO:HD2	1.99	0.45
28:DD:31:LYS:CE	28:DD:94:LEU:HD11	2.40	0.45
30:DF:127:GLU:HB2	30:DF:196:LEU:CD2	2.47	0.45
25:DA:319:C:OP2	30:DF:137:LYS:NZ	2.50	0.45
31:DG:104:GLU:HG2	51:D4:50:THR:CG2	2.46	0.45
32:DH:24:VAL:HG21	32:DH:72:ILE:CD1	2.46	0.45
36:DP:136:GLU:O	36:DP:139:LYS:HB3	2.17	0.45
36:DP:56:SER:O	36:DP:57:THR:C	2.54	0.45
39:DS:18:ILE:O	39:DS:18:ILE:HD13	2.17	0.45
39:DS:29:PHE:CD2	39:DS:29:PHE:C	2.88	0.45
40:DT:3:ARG:O	40:DT:5:ALA:N	2.49	0.45
40:DT:55:ASN:CG	40:DT:58:ASN:OD1	2.54	0.45
41:DU:111:GLU:O	41:DU:113:ALA:N	2.50	0.45
41:DU:31:SER:C	41:DU:33:ARG:N	2.68	0.45
44:DX:3:THR:O	44:DX:4:ALA:CB	2.64	0.45
44:DX:63:LYS:HE3	44:DX:72:LYS:CE	2.29	0.45
46:DZ:44:PHE:C	46:DZ:44:PHE:CD1	2.90	0.45
46:DZ:7:ALA:C	46:DZ:8:TYR:CD1	2.90	0.45
1:AA:1035:G:O2'	1:AA:1180:U:H5	2.00	0.45
1:AA:1056:G:C1'	2:AB:104:ASN:HD22	2.30	0.45
1:AA:1313:A:O2'	1:AA:1314:A:H5'	2.16	0.45
1:AA:1383:G:C2	1:AA:1384:C:H1'	2.52	0.45
1:AA:1384:C:H2'	1:AA:1385:C:O4'	2.16	0.45
1:AA:396:C:C2	1:AA:397:G:C8	3.05	0.45
1:AA:769:G:C2	1:AA:780:C:O2	2.70	0.45

Continued on next page...

Continued from previous page...

Atom-1	Atom-2	Interatomic distance (Å)	Clash overlap (Å)
2:AB:193:ASP:OD2	2:AB:193:ASP:O	2.35	0.45
3:AC:188:LEU:HD12	3:AC:195:VAL:CG1	2.47	0.45
3:AC:58:GLU:HB2	3:AC:65:ALA:HB2	1.99	0.45
4:AD:96:LEU:N	4:AD:96:LEU:HD12	2.32	0.45
5:AE:112:LEU:HD23	5:AE:112:LEU:N	2.32	0.45
5:AE:14:ARG:CZ	5:AE:129:ILE:HD11	2.46	0.45
5:AE:15:ARG:O	5:AE:16:THR:O	2.35	0.45
10:AJ:32:ALA:CB	10:AJ:76:ASN:HB3	2.47	0.45
1:AA:120:G:HO2'	17:AQ:2:PRO:N	2.14	0.45
25:BA:1291:C:H2'	25:BA:1292:U:C6	2.52	0.45
25:BA:2173:A:C2'	25:BA:2174:C:H5'	2.47	0.45
25:BA:2455:G:H2'	25:BA:2456:C:C6	2.52	0.45
25:BA:285:C:C4	25:BA:286:C:C5	3.05	0.45
25:BA:613:G:N1	25:BA:615:G:C6	2.85	0.45
27:BC:83:ILE:HG23	27:BC:94:VAL:HG23	1.97	0.45
29:BE:12:THR:HG23	40:BT:8:LYS:NZ	2.32	0.45
29:BE:128:SER:O	29:BE:130:GLY:N	2.50	0.45
31:BG:83:ARG:NH1	31:BG:84:LYS:HD2	2.32	0.45
34:BN:56:ASN:CA	34:BN:125:GLY:H	2.08	0.45
36:BP:61:ARG:H	36:BP:61:ARG:HG3	1.54	0.45
42:BV:65:GLY:O	42:BV:90:PRO:HA	2.16	0.45
43:BW:10:VAL:HG23	43:BW:101:SER:O	2.17	0.45
43:BW:65:LEU:HD22	43:BW:68:ARG:N	2.25	0.45
44:BX:12:VAL:CG1	44:BX:27:THR:O	2.64	0.45
37:BQ:140:ALA:HB1	46:BZ:99:TYR:HB2	1.99	0.45
1:CA:1225:C:C2	1:CA:1275:G:N2	2.85	0.45
1:CA:1236:G:H5''	3:CC:26:LYS:HZ2	1.81	0.45
1:CA:565:U:H2'	1:CA:566:A:C8	2.51	0.45
1:CA:846:G:O2'	1:CA:849:A:N7	2.47	0.45
1:CA:860:C:C4	1:CA:861:U:H5	2.35	0.45
7:CG:151:TYR:O	7:CG:154:TYR:HB2	2.16	0.45
7:CG:15:ASP:HB3	7:CG:19:GLY:N	2.32	0.45
8:CH:118:VAL:O	8:CH:119:LEU:HD23	2.16	0.45
8:CH:68:ARG:HG2	8:CH:69:ARG:H	1.81	0.45
10:CJ:13:HIS:O	10:CJ:17:ASP:HB2	2.16	0.45
10:CJ:81:THR:O	10:CJ:83:GLU:N	2.50	0.45
11:CK:126:ARG:C	11:CK:128:ALA:N	2.70	0.45
11:CK:29:ILE:CD1	11:CK:44:SER:HB3	2.45	0.45
12:CL:22:SER:O	12:CL:24:VAL:N	2.50	0.45
12:CL:40:VAL:O	12:CL:40:VAL:HG12	2.16	0.45
12:CL:46:LYS:CG	12:CL:47:LYS:N	2.59	0.45

Continued on next page...

Continued from previous page...

Atom-1	Atom-2	Interatomic distance (Å)	Clash overlap (Å)
17:CQ:68:ARG:H	17:CQ:70:ARG:HH12	1.50	0.45
20:CT:14:LYS:CB	20:CT:17:ARG:HH21	2.30	0.45
1:CA:198:U:O3'	20:CT:57:ARG:HD2	2.17	0.45
23:CV:30:G:C6	23:CV:43:G:C2	3.05	0.45
22:CW:21:A:C6	22:CW:46:G:C5	3.02	0.45
49:D2:8:LYS:O	49:D2:9:GLN:C	2.55	0.45
50:D3:1:MET:CE	50:D3:44:ARG:HH22	2.28	0.45
25:DA:1029:A:H8	25:DA:1029:A:O5'	2.00	0.45
25:DA:1276:A:O2'	38:DR:16:HIS:HE1	2.00	0.45
25:DA:1368:G:O2'	25:DA:1369:G:H5'	2.17	0.45
25:DA:1412:A:H2'	25:DA:1413:G:C8	2.52	0.45
25:DA:1525:G:H2'	25:DA:1526:G:C8	2.51	0.45
25:DA:1884:A:C3'	25:DA:1885:A:H5''	2.45	0.45
25:DA:1902:C:C4	25:DA:1903:G:H1'	2.52	0.45
25:DA:2283:C:C2'	25:DA:2284:C:H5'	2.47	0.45
25:DA:9:U:C4	25:DA:2629:A:N6	2.84	0.45
25:DA:2846:G:H2'	25:DA:2847:U:O4'	2.17	0.45
25:DA:549:G:O5'	25:DA:549:G:C8	2.62	0.45
25:DA:569:U:C4	25:DA:570:G:C6	3.05	0.45
25:DA:637:A:H4'	25:DA:638:G:O5'	2.17	0.45
25:DA:711:G:O2'	25:DA:712:G:H5'	2.17	0.45
25:DA:871:U:H4'	37:DQ:69:PHE:CD2	2.51	0.45
25:DA:917:A:H2'	25:DA:918:A:H8	1.81	0.45
26:DB:46:A:H2'	26:DB:47:C:C6	2.51	0.45
26:DB:73:A:H2'	26:DB:74:U:C5'	2.47	0.45
29:DE:45:THR:CG2	29:DE:83:ASP:HA	2.45	0.45
30:DF:161:GLU:HG2	30:DF:164:ARG:NH2	2.32	0.45
25:DA:674:G:H1'	30:DF:74:ARG:HD2	1.99	0.45
31:DG:26:GLN:C	31:DG:28:VAL:H	2.19	0.45
32:DH:103:LEU:HD22	32:DH:123:PHE:HD2	1.82	0.45
33:DI:87:LYS:N	33:DI:122:GLU:HG2	2.31	0.45
36:DP:85:LEU:HD12	36:DP:120:ALA:HB2	1.97	0.45
38:DR:34:ILE:HG22	38:DR:35:THR:N	2.32	0.45
39:DS:89:ARG:O	39:DS:90:GLY:O	2.35	0.45
40:DT:55:ASN:C	40:DT:59:THR:CG2	2.79	0.45
43:DW:24:ILE:HG23	43:DW:36:LEU:HD21	1.97	0.45
25:DA:751:A:OP2	43:DW:90:ARG:N	2.50	0.45
44:DX:46:ALA:O	49:D2:30:ARG:NH2	2.49	0.45
45:DY:17:SER:OG	45:DY:71:LYS:CB	2.54	0.45
25:DA:480:A:P	45:DY:46:LYS:HE2	2.54	0.45
46:DZ:14:LYS:HD3	46:DZ:17:ALA:CB	2.46	0.45

Continued on next page...

Continued from previous page...

Atom-1	Atom-2	Interatomic distance (Å)	Clash overlap (Å)
46:DZ:33:LEU:HG	46:DZ:34:ASN:N	2.31	0.45
46:DZ:3:TYR:N	46:DZ:3:TYR:CD1	2.85	0.45
1:AA:1007:C:H4'	1:AA:1015:G:N2	2.31	0.45
1:AA:1144:C:H2'	1:AA:1145:C:C6	2.52	0.45
1:AA:1187:G:C6	1:AA:1188:G:C5	3.04	0.45
1:AA:1397:G:C2	1:AA:1463:G:C2	3.04	0.45
1:AA:255:G:C6	1:AA:256:U:C4	3.05	0.45
1:AA:280:G:H2'	1:AA:281:G:C8	2.52	0.45
1:AA:364:C:OP2	1:AA:383:G:N2	2.36	0.45
1:AA:841:A:H2'	1:AA:842:A:C8	2.52	0.45
2:AB:180:LEU:O	2:AB:181:PHE:HB2	2.17	0.45
2:AB:42:ILE:CD1	2:AB:202:PRO:HB2	2.39	0.45
3:AC:148:GLY:N	3:AC:203:PHE:HB3	2.31	0.45
4:AD:30:LYS:HB3	4:AD:35:ARG:HD2	1.99	0.45
9:AI:10:ARG:CD	9:AI:105:ASP:OD2	2.54	0.45
9:AI:88:TYR:O	9:AI:89:ASN:ND2	2.50	0.45
18:AR:44:LEU:CD2	18:AR:50:ILE:HD13	2.46	0.45
19:AS:18:LYS:HD2	19:AS:22:LEU:HD21	1.99	0.45
19:AS:31:ILE:HG23	19:AS:31:ILE:O	2.17	0.45
19:AS:72:GLY:C	19:AS:74:PHE:H	2.21	0.45
23:AV:44:A:N3	23:AV:44:A:H2'	2.32	0.45
24:AX:15:A:H5'	24:AX:16:A:OP1	2.16	0.45
22:AY:29:G:N3	22:AY:29:G:H2'	2.32	0.45
53:B6:13:CYS:HB2	53:B6:22:ALA:HB3	1.99	0.45
55:B8:4:MET:O	55:B8:62:LEU:HD12	2.17	0.45
25:BA:1029:A:O5'	25:BA:1029:A:H8	2.00	0.45
25:BA:1117:G:H2'	25:BA:1118:C:C6	2.52	0.45
25:BA:1163:G:O2'	25:BA:1164:G:H5'	2.16	0.45
25:BA:1187:G:O5'	25:BA:1187:G:H8	2.00	0.45
25:BA:1412:A:H2'	25:BA:1413:G:C8	2.52	0.45
25:BA:1478:G:O2'	25:BA:1479:G:H5'	2.16	0.45
25:BA:1666:G:H2'	25:BA:1667:G:H5'	1.98	0.45
25:BA:1885:A:C8	25:BA:1885:A:H5'	2.52	0.45
25:BA:2146:C:H4'	25:BA:2147:G:C8	2.52	0.45
25:BA:2287:A:C2	25:BA:2289:G:C8	3.05	0.45
25:BA:2314:C:H2'	25:BA:2315:G:C8	2.46	0.45
25:BA:2869:G:H2'	25:BA:2870:C:C6	2.52	0.45
25:BA:448:U:O4	25:BA:583:G:H1'	2.16	0.45
25:BA:637:A:H4'	25:BA:638:G:O5'	2.17	0.45
25:BA:69:C:H2'	25:BA:73:A:O2'	2.17	0.45
25:BA:995:C:OP2	41:BU:54:LYS:NZ	2.43	0.45

Continued on next page...

Continued from previous page...

Atom-1	Atom-2	Interatomic distance (Å)	Clash overlap (Å)
33:BI:87:LYS:N	33:BI:122:GLU:HG2	2.31	0.45
39:BS:18:ILE:O	39:BS:18:ILE:HD13	2.17	0.45
39:BS:93:LYS:O	39:BS:94:TYR:C	2.54	0.45
44:BX:27:THR:HA	44:BX:80:ILE:HA	1.99	0.45
45:BY:96:ILE:HG13	45:BY:100:ALA:H	1.82	0.45
46:BZ:118:GLN:N	46:BZ:173:ALA:O	2.49	0.45
46:BZ:52:SER:OG	46:BZ:53:ILE:HG13	2.16	0.45
46:BZ:7:ALA:C	46:BZ:8:TYR:CD1	2.90	0.45
1:CA:116:C:OP1	1:CA:306:C:O2'	2.19	0.45
1:CA:1215:C:H6	1:CA:1215:C:O5'	2.00	0.45
6:CF:8:ILE:HD11	6:CF:79:LEU:HD13	1.98	0.45
7:CG:52:GLU:C	7:CG:54:THR:H	2.20	0.45
8:CH:109:ILE:HD11	8:CH:120:THR:HG22	1.98	0.45
9:CI:19:LEU:CD2	9:CI:61:ALA:HB2	2.46	0.45
9:CI:92:TYR:H	9:CI:92:TYR:HD1	1.65	0.45
10:CJ:97:GLU:O	10:CJ:98:ILE:HD12	2.16	0.45
12:CL:32:PHE:HB3	12:CL:84:LEU:HD11	1.99	0.45
16:CP:14:ASN:N	16:CP:15:PRO:CD	2.75	0.45
1:CA:385:C:O3'	16:CP:28:ARG:NH2	2.49	0.45
1:CA:443:C:O2	16:CP:42:ARG:HD2	2.17	0.45
19:CS:22:LEU:HD13	19:CS:27:GLU:CB	2.47	0.45
20:CT:23:ARG:O	20:CT:27:LYS:HB2	2.17	0.45
48:D1:86:SER:O	48:D1:89:GLU:N	2.50	0.45
55:D8:61:LEU:HD12	55:D8:61:LEU:H	1.81	0.45
25:DA:1117:G:H2'	25:DA:1118:C:C6	2.52	0.45
25:DA:1187:G:H8	25:DA:1187:G:O5'	2.00	0.45
25:DA:1301:A:HO2'	25:DA:1302:A:H2'	1.76	0.45
25:DA:1484:G:H2'	25:DA:1485:G:H5''	1.97	0.45
25:DA:1863:G:H2'	25:DA:1864:U:O4'	2.16	0.45
25:DA:2178:C:H5''	27:DC:46:LYS:HG2	1.98	0.45
25:DA:225:A:H2'	25:DA:226:G:C5'	2.47	0.45
25:DA:2266:A:C2	25:DA:2272:U:C5	3.04	0.45
25:DA:2349:G:H4'	53:D6:42:TRP:CZ2	2.52	0.45
25:DA:2350:C:H2'	25:DA:2351:G:O4'	2.17	0.45
25:DA:2373:G:H2'	25:DA:2374:C:C6	2.52	0.45
25:DA:2464:C:C2	25:DA:2487:G:C2	3.05	0.45
25:DA:281:G:N2	25:DA:358:U:C4	2.84	0.45
25:DA:2855:C:O2'	25:DA:2856:C:H5'	2.17	0.45
25:DA:308:G:H1'	25:DA:329:G:N2	2.32	0.45
25:DA:419:C:O2'	25:DA:420:C:H5'	2.17	0.45
30:DF:117:ARG:HH21	30:DF:187:VAL:HA	1.81	0.45

Continued on next page...

Continued from previous page...

Atom-1	Atom-2	Interatomic distance (Å)	Clash overlap (Å)
30:DF:36:VAL:HG12	30:DF:183:VAL:HG21	1.99	0.45
30:DF:57:VAL:HG13	30:DF:59:TYR:CE1	2.51	0.45
30:DF:64:ILE:HG22	30:DF:76:GLY:O	2.17	0.45
31:DG:133:LEU:HD11	31:DG:157:ILE:CD1	2.35	0.45
31:DG:178:PHE:HA	31:DG:179:PRO:HD3	1.69	0.45
31:DG:46:ALA:HB3	31:DG:82:LEU:HD11	1.99	0.45
31:DG:83:ARG:NH1	31:DG:84:LYS:HD2	2.32	0.45
33:DI:115:ALA:HB1	33:DI:129:THR:HG23	1.98	0.45
36:DP:8:PRO:O	36:DP:9:ASN:HB3	2.17	0.45
38:DR:18:LEU:HD13	38:DR:19:ALA:N	2.31	0.45
39:DS:48:LEU:HD12	39:DS:48:LEU:H	1.81	0.45
39:DS:95:HIS:CG	39:DS:96:GLY:H	2.35	0.45
41:DU:15:LYS:HA	41:DU:18:LEU:HB2	1.98	0.45
42:DV:75:PHE:CD1	42:DV:75:PHE:C	2.90	0.45
43:DW:27:LYS:O	43:DW:70:TYR:HB2	2.17	0.45
1:AA:1192:U:H5'	1:AA:1193:U:OP2	2.16	0.45
1:AA:1209:C:OP1	13:AM:114:ARG:HA	2.16	0.45
1:AA:1348:C:H2'	1:AA:1349:C:H6	1.81	0.45
1:AA:1430:U:H4'	1:AA:1431:A:N7	2.31	0.45
1:AA:173:A:H2'	1:AA:174:U:C6	2.52	0.45
1:AA:885:A:C2	1:AA:886:A:C5	3.05	0.45
1:AA:95:G:C6	1:AA:96:C:C4	3.05	0.45
1:AA:962:C:H2'	1:AA:963:A:C8	2.52	0.45
3:AC:120:VAL:O	3:AC:121:ALA:C	2.55	0.45
6:AF:71:ARG:NH1	6:AF:71:ARG:HG3	2.32	0.45
8:AH:56:LYS:HB2	8:AH:58:TYR:HE1	1.82	0.45
12:AL:85:ILE:HD13	12:AL:100:ILE:HA	1.99	0.45
12:AL:53:ARG:HH12	12:AL:92:ASP:CB	2.24	0.45
13:AM:100:GLY:O	13:AM:101:GLN:HG3	2.17	0.45
13:AM:91:ARG:HH11	13:AM:96:LEU:HD13	1.82	0.45
15:AO:39:LEU:HD23	15:AO:39:LEU:HA	1.82	0.45
23:AV:50:G:C2	23:AV:67:C:C2	3.04	0.45
22:AW:16:U:H6	22:AW:17:C:H5'	1.82	0.45
48:B1:86:SER:O	48:B1:89:GLU:N	2.50	0.45
49:B2:63:VAL:O	49:B2:66:GLU:CG	2.62	0.45
25:BA:1021:A:OP2	34:BN:65:LYS:NZ	2.49	0.45
25:BA:1193:G:H2'	25:BA:1194:A:O4'	2.16	0.45
25:BA:1203:G:OP2	25:BA:1204:A:H2'	2.17	0.45
25:BA:2330:G:O2'	25:BA:2331:G:O5'	2.32	0.45
25:BA:2330:G:N2	25:BA:2386:C:O2	2.50	0.45
25:BA:2469:A:C2	25:BA:2470:G:H1'	2.51	0.45

Continued on next page...

Continued from previous page...

Atom-1	Atom-2	Interatomic distance (Å)	Clash overlap (Å)
25:BA:250:G:H2'	25:BA:251:A:C8	2.52	0.45
25:BA:2743:C:H2'	25:BA:2744:G:O4'	2.17	0.45
25:BA:2822:G:O6	38:BR:4:LEU:HD12	2.17	0.45
25:BA:354:G:C2	25:BA:355:G:C8	3.05	0.45
25:BA:389:G:H1	36:BP:71:VAL:CG1	2.16	0.45
25:BA:481:G:C2'	25:BA:482:A:OP2	2.64	0.45
25:BA:703:U:C2'	25:BA:704:G:H5'	2.47	0.45
25:BA:845:G:O2'	25:BA:846:C:H5	2.00	0.45
29:BE:11:MET:CB	29:BE:24:THR:HA	2.47	0.45
29:BE:93:VAL:O	29:BE:95:ILE:N	2.50	0.45
25:BA:320:A:H2'	30:BF:136:THR:HG21	1.98	0.45
31:BG:97:ASP:O	31:BG:101:ILE:HG23	2.17	0.45
36:BP:112:LEU:H	36:BP:128:HIS:CD2	2.35	0.45
37:BQ:24:GLY:HA2	37:BQ:67:ARG:HH22	1.82	0.45
38:BR:37:THR:OG1	38:BR:40:LYS:HB2	2.16	0.45
25:BA:1151:G:H5''	41:BU:81:HIS:CE1	2.52	0.45
44:BX:3:THR:O	44:BX:4:ALA:CB	2.64	0.45
44:BX:60:ARG:HH12	54:B7:47:ARG:HH22	1.58	0.45
46:BZ:114:GLY:CA	46:BZ:177:PRO:HD3	2.47	0.45
1:CA:1307:C:H2'	1:CA:1308:C:C6	2.52	0.45
1:CA:1311:U:C5	1:CA:1312:G:C5	3.05	0.45
1:CA:953:G:C6	1:CA:1345:A:C2	3.05	0.45
1:CA:731:C:O5'	1:CA:731:C:H6	1.99	0.45
2:CB:102:LEU:HD23	2:CB:182:ILE:HD12	1.99	0.45
3:CC:157:ILE:HD12	3:CC:164:ARG:NH1	2.32	0.45
8:CH:56:LYS:HB2	8:CH:58:TYR:HE1	1.81	0.45
1:CA:583:C:OP1	8:CH:97:VAL:HG12	2.17	0.45
9:CI:104:ARG:O	9:CI:105:ASP:C	2.51	0.45
10:CJ:13:HIS:ND1	10:CJ:14:LYS:HG3	2.33	0.45
3:AC:79:ARG:NH2	11:CK:100:ALA:HB2	2.22	0.45
13:CM:96:LEU:HA	13:CM:110:ARG:HD3	1.97	0.45
13:CM:90:LEU:HA	13:CM:93:ARG:HB3	1.99	0.45
14:CN:23:ARG:O	14:CN:24:CYS:C	2.54	0.45
15:CO:25:THR:O	15:CO:26:GLU:C	2.55	0.45
15:CO:40:SER:HA	25:DA:715:G:N2	2.32	0.45
19:CS:43:GLU:O	19:CS:43:GLU:OE1	2.35	0.45
19:CS:63:THR:HG22	19:CS:66:MET:HG2	1.99	0.45
20:CT:39:LYS:O	20:CT:43:LEU:HG	2.15	0.45
22:CW:44:G:OP2	22:CW:44:G:C8	2.71	0.45
25:DA:2355:C:H1'	47:D0:39:ARG:HH21	1.82	0.45
53:D6:46:HIS:CD2	53:D6:46:HIS:C	2.91	0.45

Continued on next page...

Continued from previous page...

Atom-1	Atom-2	Interatomic distance (Å)	Clash overlap (Å)
25:DA:651:G:OP1	55:D8:19:SER:CB	2.65	0.45
25:DA:1291:C:H2'	25:DA:1292:U:C6	2.52	0.45
25:DA:1328:G:H2'	25:DA:1330:C:C5	2.52	0.45
25:DA:1507:A:H2'	25:DA:1508:A:H8	1.82	0.45
25:DA:2001:A:H2'	25:DA:2002:G:C8	2.51	0.45
25:DA:2164:C:C2'	25:DA:2165:G:H5'	2.47	0.45
25:DA:2300:G:N2	25:DA:2317:C:C1'	2.64	0.45
25:DA:2753:A:H1'	56:D9:15:LYS:NZ	2.32	0.45
25:DA:297:C:C2'	25:DA:298:G:C5'	2.81	0.45
25:DA:487:C:H1'	43:DW:53:SER:OG	2.17	0.45
25:DA:848:G:H5'	25:DA:848:G:C8	2.51	0.45
25:DA:952:G:C4	25:DA:953:A:N7	2.85	0.45
28:DD:243:GLY:O	28:DD:244:ARG:HB3	2.17	0.45
29:DE:37:ARG:O	29:DE:45:THR:N	2.49	0.45
30:DF:22:ALA:CA	30:DF:26:ALA:HB2	2.47	0.45
31:DG:39:ILE:HB	31:DG:157:ILE:HG22	1.99	0.45
31:DG:165:THR:OG1	31:DG:168:GLU:HG3	2.16	0.45
31:DG:16:ARG:N	31:DG:17:PRO:HD2	2.31	0.45
34:DN:119:ARG:CG	34:DN:119:ARG:HH11	2.29	0.45
36:DP:101:VAL:HG12	36:DP:107:LYS:H	1.81	0.45
25:DA:832:G:N2	36:DP:53:GLY:O	2.49	0.45
42:DV:41:GLY:N	42:DV:45:THR:HB	2.32	0.45
44:DX:27:THR:HA	44:DX:80:ILE:HA	1.99	0.45
46:DZ:114:GLY:CA	46:DZ:177:PRO:HD3	2.47	0.45
1:AA:1399:G:C6	1:AA:1459:G:C6	3.05	0.44
4:AD:194:LEU:N	4:AD:194:LEU:HD22	2.32	0.44
5:AE:13:ILE:HA	5:AE:29:GLY:O	2.17	0.44
8:AH:86:ILE:HG13	8:AH:133:LEU:HD22	1.98	0.44
12:AL:32:PHE:HB3	12:AL:84:LEU:CD1	2.47	0.44
16:AP:6:LEU:HB3	16:AP:17:TYR:HD2	1.81	0.44
18:AR:56:THR:HB	18:AR:58:LEU:HD13	1.99	0.44
23:AV:3:C:C3'	23:AV:4:G:H5'	2.42	0.44
23:AV:6:G:C2	23:AV:69:C:O2	2.70	0.44
23:AV:72:C:H3'	23:AV:72:C:C6	2.52	0.44
22:AW:38:A:C3'	22:AW:39:U:H5'	2.43	0.44
26:BB:12:C:N4	47:B0:75:LEU:HD12	2.32	0.44
49:B2:63:VAL:CA	49:B2:66:GLU:HG2	2.46	0.44
50:B3:49:LYS:C	50:B3:51:ALA:H	2.19	0.44
52:B5:3:LYS:HD2	52:B5:3:LYS:HA	1.70	0.44
55:B8:41:ILE:O	55:B8:44:LYS:HB2	2.18	0.44
36:BP:49:ARG:CD	55:B8:58:ILE:HG22	2.47	0.44

Continued on next page...

Continued from previous page...

Atom-1	Atom-2	Interatomic distance (Å)	Clash overlap (Å)
25:BA:1659:U:OP2	29:BE:132:HIS:HE1	2.01	0.44
25:BA:2186:G:C2'	25:BA:2187:G:H5''	2.47	0.44
25:BA:2350:C:H2'	25:BA:2351:G:O4'	2.17	0.44
25:BA:2061:G:H5''	25:BA:2503:A:C2	2.52	0.44
25:BA:2553:G:H2'	25:BA:2554:U:H4'	1.99	0.44
25:BA:2897:U:C2'	25:BA:2897:U:O2	2.64	0.44
25:BA:834:C:O2'	25:BA:835:A:H5'	2.17	0.44
25:BA:886:C:H2'	25:BA:887:A:C4'	2.47	0.44
25:BA:764:A:C6	28:BD:209:ALA:HB1	2.51	0.44
29:BE:110:GLY:CA	29:BE:162:ALA:H	2.30	0.44
31:BG:117:PHE:CD1	31:BG:118:ARG:N	2.85	0.44
31:BG:137:GLU:HB3	31:BG:139:LEU:HD23	1.98	0.44
32:BH:128:PRO:HG2	32:BH:129:THR:HG23	1.99	0.44
34:BN:78:TYR:N	34:BN:78:TYR:HD1	2.15	0.44
36:BP:99:LEU:C	36:BP:99:LEU:HD23	2.38	0.44
37:BQ:69:PHE:HD1	37:BQ:70:PRO:HD2	1.81	0.44
39:BS:53:SER:O	39:BS:55:ALA:N	2.50	0.44
40:BT:7:ILE:HG22	40:BT:11:GLU:OE1	2.17	0.44
45:BY:15:VAL:CG1	45:BY:16:ALA:N	2.81	0.44
46:BZ:151:HIS:HB3	46:BZ:170:THR:CG2	2.37	0.44
46:BZ:85:HIS:ND1	46:BZ:85:HIS:C	2.70	0.44
1:CA:1426:A:H4'	1:CA:1426:A:OP1	2.17	0.44
1:CA:264:C:H2'	1:CA:265:A:C8	2.52	0.44
2:CB:63:MET:C	2:CB:65:GLY:N	2.69	0.44
4:CD:29:PRO:C	4:CD:30:LYS:HG2	2.38	0.44
5:CE:84:PHE:CZ	5:CE:133:TYR:CD2	3.05	0.44
7:CG:140:ASP:HA	7:CG:143:ARG:HH11	1.80	0.44
11:CK:41:THR:HG21	11:CK:71:LYS:CB	2.47	0.44
13:CM:80:ARG:C	13:CM:82:MET:H	2.21	0.44
19:CS:64:GLU:HG3	19:CS:65:ASN:N	2.31	0.44
20:CT:30:LYS:CE	20:CT:80:ARG:NH2	2.79	0.44
20:CT:93:GLU:OE1	20:CT:94:ALA:N	2.50	0.44
22:CW:21:A:N9	22:CW:48:C:N4	2.65	0.44
48:D1:62:VAL:HG22	48:D1:63:ALA:N	2.32	0.44
49:D2:69:ARG:O	49:D2:70:GLN:CB	2.65	0.44
55:D8:4:MET:O	55:D8:62:LEU:HD12	2.17	0.44
25:DA:1444:G:H2'	25:DA:1445(A):C:C5	2.52	0.44
25:DA:2287:A:C2	25:DA:2289:G:C8	3.05	0.44
25:DA:333:G:N3	25:DA:333:G:H2'	2.31	0.44
25:DA:893:C:H2'	25:DA:894:C:C6	2.52	0.44
25:DA:978:G:H2'	25:DA:979:G:O4'	2.17	0.44

Continued on next page...

Continued from previous page...

Atom-1	Atom-2	Interatomic distance (Å)	Clash overlap (Å)
27:DC:39:GLU:HG2	27:DC:180:PHE:CB	2.47	0.44
28:DD:224:ALA:O	28:DD:225:ALA:HB2	2.17	0.44
28:DD:227:ASN:O	28:DD:228:PRO:C	2.55	0.44
29:DE:201:THR:HG21	29:DE:203:LYS:HG2	1.99	0.44
30:DF:103:LYS:HA	30:DF:106:ARG:HG3	1.99	0.44
31:DG:19:LEU:CD2	31:DG:171:ALA:HB1	2.47	0.44
31:DG:35:GLU:HB2	31:DG:160:VAL:HG12	1.99	0.44
25:DA:2746:U:O3'	32:DH:138:LYS:HE3	2.17	0.44
34:DN:126:PRO:O	34:DN:127:ASP:CB	2.65	0.44
39:DS:34:HIS:HD2	39:DS:54:LEU:HD23	1.82	0.44
39:DS:93:LYS:O	39:DS:94:TYR:C	2.54	0.44
25:DA:2845:G:H5''	40:DT:54:ARG:O	2.16	0.44
40:DT:70:VAL:HG22	40:DT:71:GLY:H	1.82	0.44
42:DV:68:LYS:HZ3	42:DV:68:LYS:HB2	1.81	0.44
46:DZ:96:VAL:HG12	46:DZ:97:GLU:N	2.32	0.44
1:AA:164:U:O2'	1:AA:165:A:H5'	2.18	0.44
1:AA:492:A:C2	1:AA:493:A:C2	3.06	0.44
1:AA:610:G:H2'	1:AA:611:G:C8	2.53	0.44
1:AA:699:A:N3	11:AK:117:ASN:O	2.50	0.44
2:AB:124:SER:OG	2:AB:125:PRO:HD2	2.16	0.44
4:AD:126:ILE:HG22	4:AD:127:THR:N	2.31	0.44
4:AD:17:VAL:HG11	4:AD:197:PRO:HB2	1.99	0.44
4:AD:80:GLU:HA	4:AD:80:GLU:OE2	2.18	0.44
9:AI:96:LEU:HD12	9:AI:101:PHE:CB	2.46	0.44
11:AK:65:ALA:HB1	11:AK:98:LEU:CD2	2.47	0.44
13:AM:46:LYS:HG3	13:AM:47:ASP:OD1	2.17	0.44
13:AM:90:LEU:HA	13:AM:93:ARG:HB3	2.00	0.44
14:AN:23:ARG:HA	14:AN:29:ARG:O	2.16	0.44
18:AR:58:LEU:HB3	18:AR:62:GLU:HB2	1.98	0.44
20:AT:69:GLY:O	20:AT:73:HIS:CD2	2.70	0.44
22:AW:18:G:C2	22:AW:55:U:H1'	2.53	0.44
22:AW:70:G:C6	22:AW:71:G:C6	3.05	0.44
22:AY:34:G:N3	22:AY:34:G:C2'	2.78	0.44
47:B0:12:ASN:O	47:B0:13:GLY:C	2.53	0.44
47:B0:24:LYS:N	47:B0:37:LEU:O	2.49	0.44
51:B4:43:GLY:N	51:B4:59:VAL:O	2.50	0.44
53:B6:12:GLU:HA	53:B6:23:THR:HA	1.99	0.44
56:B9:4:ARG:O	56:B9:36:GLN:HA	2.18	0.44
25:BA:1309:G:C2'	25:BA:1310:G:H5'	2.48	0.44
25:BA:1485:G:H1'	25:BA:1505:C:N4	2.33	0.44
25:BA:1464:C:C4'	25:BA:1528(A):A:H1'	2.44	0.44

Continued on next page...

Continued from previous page...

Atom-1	Atom-2	Interatomic distance (Å)	Clash overlap (Å)
25:BA:1992:G:O5'	25:BA:1992:G:C8	2.71	0.44
25:BA:2172:U:C2'	25:BA:2173:A:OP1	2.65	0.44
25:BA:2195:C:C2'	25:BA:2196:C:H5'	2.48	0.44
25:BA:2703:C:H2'	25:BA:2704:C:H6	1.82	0.44
25:BA:271(F):C:H2'	25:BA:271(G):C:C6	2.49	0.44
25:BA:271(P):C:O2'	25:BA:271(Q):G:H5'	2.17	0.44
25:BA:2728:U:OP1	35:BO:70:LYS:NZ	2.50	0.44
25:BA:265:A:N6	25:BA:283:A:C8	2.85	0.44
26:BB:73:A:H2'	26:BB:74:U:C5'	2.47	0.44
28:BD:132:PRO:HG3	28:BD:190:TYR:CE1	2.53	0.44
28:BD:244:ARG:HG2	28:BD:245:PRO:O	2.17	0.44
25:BA:2444:G:OP2	30:BF:68:LYS:HE2	2.17	0.44
30:BF:78:ILE:CD1	30:BF:78:ILE:H	2.24	0.44
31:BG:31:VAL:CG2	31:BG:32:PRO:CD	2.94	0.44
26:BB:45:A:H1'	31:BG:95:ARG:NH2	2.33	0.44
32:BH:97:ARG:O	32:BH:125:VAL:HG11	2.18	0.44
33:BI:98:ALA:C	33:BI:100:ALA:N	2.70	0.44
34:BN:62:VAL:HG13	34:BN:62:VAL:O	2.17	0.44
36:BP:105:LEU:N	36:BP:105:LEU:CD2	2.73	0.44
36:BP:30:THR:HG22	36:BP:31:ALA:N	2.27	0.44
41:BU:111:GLU:O	41:BU:113:ALA:N	2.50	0.44
45:BY:55:TYR:CB	45:BY:56:PRO:CD	2.78	0.44
1:CA:1297:G:N2	1:CA:1299:A:H3'	2.32	0.44
1:CA:1314:A:H2'	1:CA:1315:G:O4'	2.18	0.44
1:CA:790:A:C5	1:CA:791:C:C4	3.05	0.44
1:CA:849:A:C5	1:CA:851:G:C8	3.06	0.44
1:CA:958:U:H2'	1:CA:959:U:C6	2.52	0.44
2:CB:26:PRO:O	2:CB:29:ALA:HB2	2.17	0.44
6:CF:22:GLU:O	6:CF:26:ILE:HG13	2.17	0.44
6:CF:68:PRO:HG3	6:CF:71:ARG:HH22	1.82	0.44
7:CG:69:VAL:HG12	7:CG:100:ALA:HA	1.99	0.44
5:CE:78:HIS:CG	8:CH:104:ARG:HG3	2.53	0.44
10:CJ:51:ARG:NE	10:CJ:61:GLU:HB2	2.32	0.44
19:CS:31:ILE:O	19:CS:31:ILE:HG23	2.17	0.44
48:D1:44:PRO:O	48:D1:46:LEU:N	2.50	0.44
48:D1:75:GLU:C	48:D1:77:ALA:H	2.21	0.44
25:DA:109:G:H2'	25:DA:110:G:C8	2.47	0.44
25:DA:1161:C:H1'	42:DV:8:GLY:O	2.17	0.44
25:DA:1208:C:C4	25:DA:1209:G:N7	2.86	0.44
25:DA:142(A):C:O2'	25:DA:143:G:H5'	2.16	0.44
25:DA:2464:C:C2'	25:DA:2465:C:O5'	2.66	0.44

Continued on next page...

Continued from previous page...

Atom-1	Atom-2	Interatomic distance (Å)	Clash overlap (Å)
25:DA:2554:U:C2	25:DA:2555:U:C5	3.04	0.44
25:DA:2553:G:H2'	25:DA:2554:U:H4'	1.99	0.44
25:DA:2678:C:C2	25:DA:2679:A:C8	3.05	0.44
25:DA:2761:G:N3	25:DA:2761:G:H2'	2.32	0.44
25:DA:2810:A:O2'	29:DE:61:ARG:HB2	2.16	0.44
29:DE:149:ARG:NH1	29:DE:149:ARG:HG3	2.32	0.44
30:DF:170:LEU:HD23	30:DF:173:VAL:HG21	1.98	0.44
31:DG:138:GLN:HB3	31:DG:153:ARG:O	2.16	0.44
33:DI:58:LEU:C	33:DI:60:GLU:H	2.20	0.44
39:DS:85:VAL:C	39:DS:106:ARG:HG3	2.38	0.44
39:DS:14:VAL:CG1	39:DS:15:ARG:H	2.19	0.44
41:DU:72:HIS:HE1	41:DU:107:ALA:CB	2.30	0.44
41:DU:79:PHE:C	41:DU:79:PHE:HD2	2.20	0.44
41:DU:92:ARG:C	41:DU:94:ASN:N	2.70	0.44
42:DV:23:GLU:O	42:DV:24:LYS:C	2.55	0.44
44:DX:5:TYR:CE1	49:D2:30:ARG:HB2	2.52	0.44
45:DY:96:ILE:HG13	45:DY:100:ALA:H	1.82	0.44
1:AA:1422:C:H2'	1:AA:1423:G:C5'	2.38	0.44
1:AA:143:A:H1'	1:AA:144:C:H5'	1.99	0.44
1:AA:209:U:H6	1:AA:209:U:O5'	2.00	0.44
1:AA:828:G:H2'	1:AA:829:G:C8	2.52	0.44
2:AB:167:PRO:O	2:AB:171:ALA:N	2.50	0.44
3:AC:119:ARG:HH11	3:AC:119:ARG:HG3	1.82	0.44
3:AC:172:ARG:O	3:AC:173:VAL:CG2	2.65	0.44
4:AD:187:ARG:NH1	4:AD:187:ARG:HG2	2.31	0.44
5:AE:11:ILE:HG22	5:AE:12:LEU:N	2.32	0.44
8:AH:109:ILE:HG22	8:AH:137:VAL:HB	1.99	0.44
8:AH:36:LEU:HA	8:AH:39:LEU:HB2	1.98	0.44
1:AA:1160:A:H5'	9:AI:102:LEU:HD12	1.99	0.44
9:AI:104:ARG:O	9:AI:105:ASP:HB2	2.17	0.44
10:AJ:13:HIS:ND1	10:AJ:14:LYS:HG3	2.33	0.44
14:AN:23:ARG:O	14:AN:24:CYS:C	2.56	0.44
15:AO:82:ILE:HD13	15:AO:82:ILE:C	2.36	0.44
48:B1:75:GLU:C	48:B1:77:ALA:H	2.21	0.44
51:B4:52:SER:OG	51:B4:53:THR:N	2.50	0.44
25:BA:2742:C:OP1	56:B9:35:ARG:HD3	2.16	0.44
25:BA:1114:G:H2'	25:BA:1115:G:H5''	1.98	0.44
25:BA:125:G:H4'	25:BA:126:A:OP2	2.18	0.44
25:BA:1685:C:C3'	25:BA:1686:C:H5''	2.47	0.44
25:BA:2126:A:O2'	25:BA:2127:G:OP2	2.36	0.44
25:BA:2223:G:H2'	25:BA:2224:G:C5'	2.48	0.44

Continued on next page...

Continued from previous page...

Atom-1	Atom-2	Interatomic distance (Å)	Clash overlap (Å)
25:BA:2248:C:C2'	25:BA:2249:U:H5'	2.47	0.44
25:BA:225:A:H2'	25:BA:226:G:C5'	2.47	0.44
25:BA:2409:G:H2'	25:BA:2410:G:O4'	2.18	0.44
25:BA:2482:G:H22	37:BQ:52:VAL:CG1	2.30	0.44
25:BA:2732:G:C3'	25:BA:2733:A:H5'	2.47	0.44
25:BA:2801:A:H8	25:BA:2801(A):A:H62	1.66	0.44
25:BA:2893:G:H8	25:BA:2893:G:H5'	1.83	0.44
25:BA:353:G:N1	25:BA:354:G:C5	2.85	0.44
25:BA:384:U:H2'	25:BA:385:C:C6	2.53	0.44
26:BB:41:U:C5	31:BG:69:ALA:HB1	2.52	0.44
30:BF:132:VAL:CG2	30:BF:133:ASN:N	2.66	0.44
30:BF:64:ILE:HG22	30:BF:76:GLY:O	2.18	0.44
31:BG:16:ARG:HH11	31:BG:16:ARG:HG3	1.82	0.44
31:BG:14:GLU:O	31:BG:17:PRO:HG2	2.17	0.44
31:BG:56:ALA:O	31:BG:60:LEU:HB2	2.18	0.44
32:BH:155:SER:OG	32:BH:156:ALA:N	2.50	0.44
36:BP:7:ARG:HB3	36:BP:8:PRO:CD	2.47	0.44
39:BS:85:VAL:C	39:BS:106:ARG:HG3	2.38	0.44
40:BT:137:LYS:HD3	40:BT:137:LYS:HA	1.82	0.44
46:BZ:33:LEU:HG	46:BZ:34:ASN:N	2.31	0.44
46:BZ:44:PHE:C	46:BZ:44:PHE:CD1	2.90	0.44
1:CA:1142:G:C6	1:CA:1143:C:C5	3.06	0.44
1:CA:1171:G:H3'	3:CC:3:ASN:HD22	1.78	0.44
1:CA:207:C:H42	1:CA:209:U:H1'	1.82	0.44
1:CA:665:G:C6	1:CA:666:G:N7	2.85	0.44
1:CA:885:A:H2'	1:CA:886:A:C8	2.53	0.44
2:CB:51:LEU:HD23	2:CB:201:ILE:HD12	1.99	0.44
4:CD:25:ARG:O	4:CD:27:TYR:N	2.51	0.44
5:CE:20:GLN:O	5:CE:21:ALA:C	2.55	0.44
7:CG:95:ARG:HH11	7:CG:95:ARG:HG3	1.82	0.44
8:CH:41:ARG:NH2	8:CH:123:GLU:OE2	2.50	0.44
9:CI:35:GLU:O	9:CI:38:GLN:HB2	2.17	0.44
1:CA:1197:G:H5''	14:CN:5:ALA:CB	2.46	0.44
20:CT:87:LYS:O	20:CT:91:LEU:HG	2.17	0.44
22:CW:21:A:C5	22:CW:48:C:C5	3.05	0.44
48:D1:27:GLU:O	48:D1:28:GLY:C	2.55	0.44
25:DA:95:G:H1'	49:D2:47:ASN:ND2	2.31	0.44
36:DP:50:ARG:HD3	55:D8:7:HIS:CD2	2.53	0.44
25:DA:1203:G:OP2	25:DA:1204:A:H2'	2.17	0.44
25:DA:1274:A:N3	25:DA:1297:C:H1'	2.32	0.44
25:DA:1309:G:C2'	25:DA:1310:G:H5'	2.48	0.44

Continued on next page...

Continued from previous page...

Atom-1	Atom-2	Interatomic distance (Å)	Clash overlap (Å)
25:DA:1352:U:O2	25:DA:1570:A:H2	2.00	0.44
25:DA:1485:G:H1'	25:DA:1505:C:N4	2.32	0.44
25:DA:1603:A:H8	25:DA:1603:A:H5'	1.83	0.44
25:DA:1899:G:H22	25:DA:1902:C:N4	2.13	0.44
25:DA:2033:A:O2'	25:DA:2034:U:O5'	2.36	0.44
25:DA:2223:G:H2'	25:DA:2224:G:C5'	2.48	0.44
25:DA:2571:C:H5'	25:DA:2572:A:H5''	1.97	0.44
25:DA:2687:U:H2'	25:DA:2688:U:O4'	2.17	0.44
25:DA:2743:C:H2'	25:DA:2744:G:O4'	2.17	0.44
25:DA:314:A:H2'	25:DA:315:G:C8	2.53	0.44
25:DA:336:C:O3'	45:DY:7:VAL:HG13	2.18	0.44
25:DA:353:G:N1	25:DA:354:G:C5	2.85	0.44
25:DA:384:U:H2'	25:DA:385:C:H6	1.83	0.44
25:DA:886:C:H2'	25:DA:887:A:C4'	2.47	0.44
26:DB:85:G:O6	26:DB:93:G:C6	2.70	0.44
27:DC:191:ALA:O	27:DC:195:ALA:HB3	2.17	0.44
28:DD:44:ASN:HB3	28:DD:49:ILE:CA	2.41	0.44
29:DE:28:ALA:O	29:DE:29:GLY:C	2.55	0.44
32:DH:73:ALA:O	32:DH:76:VAL:HB	2.18	0.44
33:DI:65:ALA:CB	33:DI:131:LYS:HE2	2.48	0.44
34:DN:56:ASN:CA	34:DN:125:GLY:H	2.08	0.44
35:DO:87:ILE:HG22	35:DO:88:ASN:O	2.17	0.44
39:DS:54:LEU:CD2	39:DS:54:LEU:H	2.28	0.44
39:DS:59:LYS:HE3	39:DS:68:GLN:NE2	2.32	0.44
46:DZ:77:ASP:OD2	46:DZ:79:ARG:O	2.36	0.44
1:AA:1042:C:H4'	10:AJ:52:GLY:N	2.33	0.44
1:AA:1080:C:H2'	1:AA:1081:G:O4'	2.18	0.44
1:AA:1275:G:H2'	1:AA:1276:G:H8	1.81	0.44
1:AA:1370:C:H2'	1:AA:1371:C:C6	2.53	0.44
1:AA:1487:U:H2'	1:AA:1488:G:H8	1.75	0.44
1:AA:1387:G:H1'	1:AA:1496:A:C4'	2.47	0.44
1:AA:168:C:H2'	1:AA:169:C:H6	1.82	0.44
1:AA:35:G:C2	1:AA:533:G:N3	2.85	0.44
1:AA:931:G:H2'	1:AA:932:U:C6	2.53	0.44
5:AE:150:ARG:HB2	5:AE:150:ARG:NH1	2.32	0.44
1:AA:898:U:O2	5:AE:19:MET:HB2	2.16	0.44
5:AE:31:LEU:HA	5:AE:31:LEU:HD22	1.89	0.44
5:AE:6:PHE:HD2	5:AE:36:ASP:HB3	1.79	0.44
9:AI:17:VAL:HG22	9:AI:63:ILE:HD13	1.99	0.44
12:AL:77:LEU:HD21	12:AL:107:ALA:CB	2.47	0.44
16:AP:6:LEU:HD12	16:AP:6:LEU:N	2.33	0.44

Continued on next page...

Continued from previous page...

Atom-1	Atom-2	Interatomic distance (Å)	Clash overlap (Å)
19:AS:15:LEU:N	19:AS:15:LEU:HD22	2.33	0.44
20:AT:24:LEU:O	20:AT:24:LEU:HD13	2.18	0.44
23:AV:30:G:N1	23:AV:43:G:C4	2.85	0.44
22:AW:57:G:N2	22:AW:58:A:H4'	2.33	0.44
55:B8:64:TYR:CD1	55:B8:64:TYR:N	2.86	0.44
25:BA:1037:G:H1	25:BA:1118:C:H42	1.64	0.44
25:BA:1192:G:C2'	25:BA:1193:G:H5'	2.48	0.44
25:BA:1446:C:H2'	25:BA:1447:G:H5'	1.98	0.44
25:BA:1603:A:H5'	25:BA:1603:A:H8	1.83	0.44
25:BA:221:A:O2'	25:BA:222:A:OP2	2.32	0.44
25:BA:2262:U:H2'	25:BA:2263:C:H5'	2.00	0.44
25:BA:271(M):G:O2'	25:BA:271(N):U:H3'	2.18	0.44
25:BA:2761:G:H2'	25:BA:2761:G:N3	2.32	0.44
25:BA:2846:G:H2'	25:BA:2847:U:C6	2.53	0.44
28:BD:23:GLU:HA	28:BD:23:GLU:OE2	2.18	0.44
31:BG:101:ILE:O	31:BG:105:LYS:HG3	2.18	0.44
31:BG:161:THR:CG2	31:BG:162:THR:N	2.79	0.44
31:BG:165:THR:OG1	31:BG:168:GLU:CB	2.66	0.44
32:BH:94:TYR:CG	32:BH:107:VAL:HG12	2.53	0.44
32:BH:121:ILE:HD13	32:BH:141:VAL:HG22	1.99	0.44
35:BO:29:ASN:OD1	35:BO:29:ASN:N	2.49	0.44
36:BP:120:ALA:HB1	36:BP:138:LEU:HD12	2.00	0.44
36:BP:140:ALA:O	36:BP:141:ALA:CB	2.66	0.44
38:BR:104:ARG:NH1	38:BR:109:ALA:HB3	2.33	0.44
25:BA:1652:A:N6	38:BR:11:ASN:HD22	1.87	0.44
38:BR:34:ILE:HG22	38:BR:35:THR:N	2.31	0.44
39:BS:26:LEU:HA	39:BS:38:GLN:O	2.18	0.44
41:BU:57:PHE:O	41:BU:59:ARG:N	2.50	0.44
41:BU:79:PHE:C	41:BU:79:PHE:HD2	2.20	0.44
43:BW:17:VAL:O	43:BW:20:VAL:N	2.49	0.44
43:BW:27:LYS:CE	43:BW:31:GLU:HG2	2.48	0.44
46:BZ:14:LYS:C	46:BZ:16:SER:N	2.71	0.44
1:CA:1056:G:O3'	2:CB:103:THR:CG2	2.66	0.44
1:CA:1277:C:H5'	13:CM:44:ARG:HH22	1.82	0.44
1:CA:1400:A:C2	1:CA:1460:A:C2	3.06	0.44
1:CA:926:A:C2	1:CA:1214:G:N3	2.85	0.44
4:CD:110:PHE:HD1	4:CD:110:PHE:N	2.15	0.44
4:CD:127:THR:HG23	4:CD:149:ALA:HB2	2.00	0.44
5:CE:6:PHE:HD2	5:CE:36:ASP:HB3	1.83	0.44
5:CE:78:HIS:CB	8:CH:104:ARG:HG3	2.47	0.44
5:CE:148:VAL:HG21	8:CH:107:LEU:HD22	2.00	0.44

Continued on next page...

Continued from previous page...

Atom-1	Atom-2	Interatomic distance (Å)	Clash overlap (Å)
9:CI:47:LEU:N	9:CI:47:LEU:CD1	2.81	0.44
13:CM:91:ARG:HH11	19:CS:81:ARG:HH22	1.65	0.44
20:CT:26:ASN:HB2	20:CT:71:THR:HG21	1.77	0.44
22:CW:13:C:O2	22:CW:14:A:C8	2.70	0.44
22:CW:1:G:N1	22:CW:2:C:N3	2.66	0.44
22:CW:2:C:C2	22:CW:3:C:C5	3.05	0.44
49:D2:8:LYS:O	49:D2:11:GLU:N	2.50	0.44
25:DA:1025:G:C4	25:DA:1135:C:H1'	2.52	0.44
25:DA:1337:G:H2'	25:DA:1338:G:H8	1.82	0.44
25:DA:1550:C:H2'	25:DA:1551:C:H6	1.82	0.44
25:DA:1847:A:H3'	25:DA:1848:A:C5'	2.48	0.44
25:DA:2150:U:H2'	25:DA:2151:G:H8	1.79	0.44
25:DA:2195:C:C2'	25:DA:2196:C:H5'	2.47	0.44
25:DA:2469:A:C2	25:DA:2470:G:H1'	2.51	0.44
25:DA:1953:A:C2	25:DA:2549:G:N3	2.84	0.44
25:DA:2672:G:H3'	25:DA:2673:G:H5''	1.97	0.44
25:DA:2719:G:OP1	40:DT:100:TYR:OH	2.36	0.44
25:DA:2744:G:H21	32:DH:143:GLN:HE22	1.65	0.44
25:DA:2808:U:H5'	25:DA:2891:G:O6	2.16	0.44
25:DA:664:C:O3'	25:DA:941:A:OP1	2.36	0.44
25:DA:921:G:H4'	25:DA:2269:A:C5	2.52	0.44
26:DB:88:C:N4	26:DB:89:G:N1	2.64	0.44
29:DE:11:MET:CB	29:DE:24:THR:HA	2.47	0.44
29:DE:128:SER:O	29:DE:130:GLY:N	2.50	0.44
30:DF:68:LYS:HB3	30:DF:69:HIS:H	1.43	0.44
31:DG:161:THR:CG2	31:DG:162:THR:N	2.79	0.44
31:DG:64:THR:CG2	31:DG:65:GLY:H	2.26	0.44
33:DI:15:VAL:C	33:DI:17:GLN:H	2.21	0.44
34:DN:27:ALA:HA	34:DN:30:ILE:HB	1.98	0.44
34:DN:62:VAL:HG13	34:DN:62:VAL:O	2.17	0.44
36:DP:91:PHE:H	36:DP:91:PHE:HD1	1.61	0.44
37:DQ:37:LEU:HD21	37:DQ:130:LYS:CB	2.45	0.44
38:DR:11:ASN:O	38:DR:12:ARG:CG	2.60	0.44
40:DT:45:PHE:HE2	40:DT:63:VAL:HB	1.82	0.44
41:DU:92:ARG:CD	42:DV:11:GLN:CD	2.82	0.44
42:DV:28:GLU:O	42:DV:29:PRO:O	2.36	0.44
43:DW:84:ARG:HB2	43:DW:96:ILE:HG22	1.99	0.44
46:DZ:21:ALA:HB3	46:DZ:23:LYS:HD3	1.98	0.44
1:AA:1089:C:C4	1:AA:1090:G:C8	3.06	0.44
1:AA:1140:C:C2	1:AA:1162:G:N2	2.85	0.44
1:AA:1219:A:C8	1:AA:1284:C:H1'	2.52	0.44

Continued on next page...

Continued from previous page...

Atom-1	Atom-2	Interatomic distance (Å)	Clash overlap (Å)
1:AA:1434:G:H2'	1:AA:1435:G:H8	1.83	0.44
1:AA:607:C:O2'	1:AA:608:G:H5'	2.18	0.44
2:AB:167:PRO:O	2:AB:168:THR:C	2.56	0.44
2:AB:27:LYS:C	2:AB:29:ALA:H	2.20	0.44
4:AD:25:ARG:O	4:AD:27:TYR:N	2.50	0.44
5:AE:105:VAL:N	5:AE:106:PRO:HD2	2.32	0.44
11:AK:31:THR:O	11:AK:31:THR:HG23	2.17	0.44
12:AL:126:LYS:HE2	12:AL:127:GLU:H	1.82	0.44
13:AM:17:VAL:O	13:AM:20:THR:HB	2.17	0.44
14:AN:27:CYS:O	14:AN:29:ARG:N	2.51	0.44
15:AO:25:THR:O	15:AO:26:GLU:C	2.55	0.44
16:AP:64:ALA:O	16:AP:65:GLN:C	2.56	0.44
19:AS:35:SER:C	19:AS:37:ARG:N	2.70	0.44
20:AT:63:ILE:HD12	20:AT:81:LYS:HG2	1.99	0.44
23:AV:25:U:O2	23:AV:26:C:C1'	2.66	0.44
22:AW:53:G:N1	22:AW:54:U:C4	2.86	0.44
49:B2:8:LYS:O	49:B2:11:GLU:N	2.50	0.44
53:B6:30:THR:HB	53:B6:31:PRO:CD	2.46	0.44
55:B8:29:LYS:HE2	55:B8:44:LYS:HB3	1.99	0.44
55:B8:7:HIS:CD2	55:B8:59:LYS:NZ	2.86	0.44
25:BA:1221(A):C:O2'	25:BA:1222:C:H5'	2.18	0.44
25:BA:2017:U:O2	52:B5:10:LYS:HB2	2.18	0.44
25:BA:2073:C:O2'	25:BA:2074:U:H5'	2.18	0.44
25:BA:228:A:H2'	25:BA:230:U:O4'	2.18	0.44
25:BA:2685:G:OP1	40:BT:51:ARG:NH2	2.27	0.44
25:BA:2687:U:H2'	25:BA:2688:U:O4'	2.17	0.44
25:BA:271(Q):G:C6	25:BA:271(R):G:O6	2.71	0.44
25:BA:308:G:H1'	25:BA:329:G:N2	2.32	0.44
26:BB:6:C:C2	26:BB:116:G:N2	2.85	0.44
27:BC:214:VAL:O	27:BC:216:THR:N	2.51	0.44
29:BE:11:MET:O	40:BT:8:LYS:NZ	2.50	0.44
29:BE:111:ARG:CD	29:BE:160:TYR:HE1	2.31	0.44
29:BE:34:VAL:O	29:BE:35:GLN:CB	2.58	0.44
25:BA:320:A:H3'	30:BF:136:THR:HG22	1.99	0.44
30:BF:139:PHE:HB3	30:BF:166:ALA:HB1	1.98	0.44
30:BF:36:VAL:HG12	30:BF:183:VAL:HG21	1.99	0.44
31:BG:111:LEU:HA	31:BG:114:ILE:HD12	1.94	0.44
31:BG:39:ILE:HB	31:BG:157:ILE:HG22	1.99	0.44
31:BG:46:ALA:HB3	31:BG:82:LEU:HD11	1.99	0.44
35:BO:99:PHE:N	35:BO:99:PHE:CD1	2.86	0.44
36:BP:136:GLU:O	36:BP:139:LYS:HB3	2.17	0.44

Continued on next page...

Continued from previous page...

Atom-1	Atom-2	Interatomic distance (Å)	Clash overlap (Å)
36:BP:48:PRO:HG2	36:BP:49:ARG:N	2.29	0.44
41:BU:111:GLU:OE2	41:BU:111:GLU:HA	2.18	0.44
41:BU:31:SER:CB	41:BU:34:LYS:HB2	2.44	0.44
41:BU:92:ARG:C	41:BU:94:ASN:N	2.70	0.44
42:BV:16:PRO:O	42:BV:96:ILE:O	2.34	0.44
43:BW:22:ASP:HA	43:BW:25:ARG:NH1	2.28	0.44
43:BW:68:ARG:HD2	43:BW:110:LYS:HB2	1.97	0.44
44:BX:57:LEU:HD21	44:BX:78:LYS:HE2	1.98	0.44
46:BZ:157:LEU:HA	46:BZ:158:PRO:HD2	1.80	0.44
1:CA:1005:C:H1'	1:CA:1017:A:C2	2.51	0.44
1:CA:1236:G:C6	1:CA:1260:A:C8	3.06	0.44
1:CA:1405:G:C2	1:CA:1455:C:C2	3.05	0.44
1:CA:797:A:O2'	1:CA:798:A:H5'	2.18	0.44
1:CA:816:U:H3	1:CA:830:G:H1	1.66	0.44
1:CA:853:G:O6	1:CA:854:C:N4	2.51	0.44
1:CA:794:C:O2'	1:CA:878:A:N1	2.50	0.44
1:CA:964:G:H1	1:CA:1199:C:N4	2.16	0.44
2:CB:19:HIS:CG	2:CB:20:GLU:H	2.35	0.44
2:CB:208:ILE:HG22	2:CB:212:GLN:HB2	2.00	0.44
2:CB:223:ILE:O	2:CB:227:GLY:N	2.51	0.44
2:CB:39:ILE:CG2	2:CB:40:HIS:N	2.80	0.44
3:CC:120:VAL:O	3:CC:121:ALA:C	2.54	0.44
3:CC:142:MET:C	3:CC:144:SER:H	2.21	0.44
6:CF:42:GLU:C	6:CF:44:GLY:N	2.70	0.44
8:CH:97:VAL:HG13	8:CH:98:LYS:N	2.32	0.44
9:CI:17:VAL:HG22	9:CI:63:ILE:HD13	1.99	0.44
10:CJ:56:HIS:C	10:CJ:58:ASP:H	2.20	0.44
1:CA:1209:C:OP1	13:CM:115:LYS:HE3	2.17	0.44
15:CO:39:LEU:CD1	15:CO:56:LEU:HB2	2.47	0.44
18:CR:63:GLN:OE1	18:CR:63:GLN:HA	2.17	0.44
18:CR:66:LEU:CD1	18:CR:70:ILE:HD11	2.37	0.44
20:CT:53:LEU:CG	20:CT:102:GLY:HA3	2.39	0.44
7:CG:82:GLY:O	22:CW:37:A:N1	2.51	0.44
13:CM:123:ALA:HB2	22:CY:39:U:C4'	2.48	0.44
50:D3:35:ARG:NH1	50:D3:35:ARG:HG3	2.31	0.44
25:DA:2134:A:H2	25:DA:2159:G:H1'	1.72	0.44
25:DA:2172:U:C2'	25:DA:2173:A:OP1	2.65	0.44
25:DA:859:G:O4'	25:DA:2268:A:H1'	2.17	0.44
25:DA:2735:G:H2'	25:DA:2736:G:C8	2.53	0.44
25:DA:2846:G:H2'	25:DA:2847:U:C6	2.53	0.44
25:DA:348:G:C4	25:DA:349:G:C8	3.06	0.44

Continued on next page...

Continued from previous page...

Atom-1	Atom-2	Interatomic distance (Å)	Clash overlap (Å)
25:DA:971:C:C2'	25:DA:972:G:H5'	2.48	0.44
26:DB:60:C:H2'	26:DB:61:G:C8	2.42	0.44
26:DB:83:G:H2'	26:DB:84:C:C6	2.53	0.44
28:DD:83:GLU:OE1	28:DD:104:TYR:OH	2.31	0.44
29:DE:119:ARG:HG2	29:DE:160:TYR:CD2	2.53	0.44
30:DF:3:GLU:HG3	30:DF:19:GLU:CG	2.48	0.44
31:DG:101:ILE:O	31:DG:105:LYS:HG3	2.18	0.44
31:DG:152:LEU:HG	31:DG:153:ARG:N	2.33	0.44
31:DG:173:LEU:HD22	31:DG:178:PHE:CE2	2.53	0.44
33:DI:114:LEU:O	33:DI:115:ALA:CB	2.65	0.44
35:DO:1:MET:HE3	35:DO:1:MET:H3	1.81	0.44
37:DQ:141:GLN:HB2	46:DZ:98:MET:HA	2.00	0.44
42:DV:61:VAL:HA	42:DV:94:LEU:HD23	2.00	0.44
43:DW:10:VAL:HG23	43:DW:101:SER:O	2.17	0.44
45:DY:54:LYS:HD3	45:DY:55:TYR:CZ	2.46	0.44
46:DZ:85:HIS:C	46:DZ:85:HIS:ND1	2.70	0.44
1:AA:115:G:H2'	1:AA:116:C:O4'	2.17	0.44
1:AA:1286:G:C2	1:AA:1312:G:N3	2.85	0.44
1:AA:1490:A:H2'	1:AA:1491:C:H6	1.81	0.44
1:AA:437:C:H2'	1:AA:438:C:C6	2.53	0.44
1:AA:547:C:H5'	17:AQ:32:TYR:CE2	2.52	0.44
1:AA:713:G:C5	1:AA:714:G:H1'	2.53	0.44
1:AA:960:A:H3'	1:AA:960:A:N3	2.33	0.44
2:AB:171:ALA:HA	2:AB:174:VAL:CG2	2.47	0.44
2:AB:19:HIS:CG	2:AB:20:GLU:H	2.35	0.44
4:AD:150:GLU:O	4:AD:153:ARG:HG3	2.18	0.44
7:AG:140:ASP:HA	7:AG:143:ARG:HH11	1.82	0.44
9:AI:55:ALA:HB1	9:AI:59:PHE:CE1	2.53	0.44
10:AJ:51:ARG:NE	10:AJ:61:GLU:HB2	2.33	0.44
11:AK:96:ARG:HA	11:AK:99:GLN:CG	2.47	0.44
13:AM:49:THR:N	13:AM:52:GLU:OE1	2.48	0.44
17:AQ:65:ILE:HD11	17:AQ:72:ARG:HG2	1.99	0.44
22:AY:36:A:N6	24:AX:19:U:H3	2.14	0.44
47:B0:70:GLN:OE1	47:B0:72:ARG:HD3	2.17	0.44
48:B1:62:VAL:HG22	48:B1:63:ALA:N	2.32	0.44
53:B6:19:ARG:H	53:B6:19:ARG:CD	2.30	0.44
25:BA:2755:C:C4	56:B9:19:ARG:NH1	2.85	0.44
25:BA:1301:A:O2'	25:BA:1302:A:P	2.76	0.44
25:BA:1550:C:H2'	25:BA:1551:C:H6	1.82	0.44
25:BA:2283:C:C2'	25:BA:2284:C:H5'	2.47	0.44
25:BA:2637:U:C2'	25:BA:2638:G:H5'	2.48	0.44

Continued on next page...

Continued from previous page...

Atom-1	Atom-2	Interatomic distance (Å)	Clash overlap (Å)
25:BA:2801(A):A:C2	25:BA:2803:C:O2	2.71	0.44
25:BA:301:G:C6	25:BA:317:G:C5	3.06	0.44
25:BA:353:G:C2'	25:BA:354:G:H5'	2.47	0.44
28:BD:13:ARG:HA	28:BD:16:MET:HB2	1.98	0.44
28:BD:213:ARG:HD2	28:BD:213:ARG:HA	1.53	0.44
29:BE:108:SER:HB3	29:BE:165:VAL:HG21	1.99	0.44
30:BF:80:ALA:O	30:BF:83:PHE:HB2	2.18	0.44
32:BH:43:VAL:CG1	32:BH:52:VAL:HA	2.30	0.44
32:BH:91:GLY:O	32:BH:92:ILE:O	2.35	0.44
36:BP:111:ARG:NH1	36:BP:149:GLU:HG3	2.32	0.44
36:BP:66:GLY:O	36:BP:67:MET:CB	2.65	0.44
36:BP:8:PRO:O	36:BP:9:ASN:HB3	2.17	0.44
38:BR:33:ARG:HD2	38:BR:33:ARG:N	2.33	0.44
40:BT:3:ARG:HG3	40:BT:6:LEU:HB2	1.98	0.44
45:BY:17:SER:HB3	45:BY:71:LYS:CD	2.44	0.44
1:CA:109:A:C4	1:CA:110:G:C8	3.06	0.44
1:CA:109:A:H2'	1:CA:110:G:C8	2.53	0.44
1:CA:1145:C:H2'	1:CA:1146:G:C8	2.53	0.44
1:CA:578:G:O4'	1:CA:579:C:H5	2.00	0.44
1:CA:985:C:H2'	1:CA:986:C:H6	1.82	0.44
2:CB:121:LEU:HD11	2:CB:130:ARG:HD2	1.99	0.44
2:CB:236:TYR:CD1	2:CB:236:TYR:N	2.85	0.44
3:CC:126:ARG:HG2	3:CC:126:ARG:NH1	2.32	0.44
3:CC:95:THR:O	3:CC:97:LYS:N	2.51	0.44
7:CG:49:ILE:CG2	7:CG:53:LYS:HD2	2.45	0.44
7:CG:6:ARG:HG2	7:CG:6:ARG:O	2.17	0.44
8:CH:109:ILE:HD11	8:CH:120:THR:CG2	2.48	0.44
9:CI:28:VAL:CG2	9:CI:63:ILE:HB	2.27	0.44
9:CI:8:GLY:HA2	9:CI:79:LEU:HB3	1.99	0.44
11:CK:27:ASN:HA	11:CK:55:LYS:O	2.17	0.44
13:CM:92:HIS:CE1	13:CM:98:VAL:HG21	2.52	0.44
19:CS:72:GLY:C	19:CS:74:PHE:H	2.21	0.44
21:CU:6:ARG:HG3	21:CU:15:ARG:NH1	2.33	0.44
22:CW:19:G:C8	22:CW:19:G:OP2	2.70	0.44
50:D3:2:PRO:O	50:D3:39:ASP:HB3	2.16	0.44
51:D4:48:ILE:HD12	51:D4:48:ILE:N	2.24	0.44
54:D7:24:THR:HG23	54:D7:27:GLY:H	1.82	0.44
55:D8:29:LYS:HE2	55:D8:44:LYS:HB3	1.99	0.44
25:DA:1109:C:C5	25:DA:1110:G:C5	3.06	0.44
25:DA:125:G:H4'	25:DA:126:A:OP2	2.18	0.44
25:DA:1407:C:H42	25:DA:1595:G:H1	1.66	0.44

Continued on next page...

Continued from previous page...

Atom-1	Atom-2	Interatomic distance (Å)	Clash overlap (Å)
25:DA:1451:C:N3	25:DA:1459:G:O6	2.50	0.44
25:DA:2611:U:O2	52:D5:3:LYS:HE3	2.18	0.44
25:DA:272:G:N1	25:DA:421:U:N3	2.66	0.44
25:DA:306:U:C5	25:DA:307:G:C5	3.05	0.44
25:DA:353:G:C2'	25:DA:354:G:H5'	2.47	0.44
25:DA:875:G:H2'	25:DA:876:C:O4'	2.17	0.44
27:DC:83:ILE:HA	27:DC:94:VAL:HG21	1.98	0.44
28:DD:218:ARG:HB3	28:DD:219:PRO:HD2	1.98	0.44
31:DG:106:LEU:CA	31:DG:110:ALA:HB3	2.44	0.44
31:DG:42:GLY:O	31:DG:43:LEU:HB2	2.17	0.44
31:DG:51:ARG:CZ	31:DG:53:LEU:HD21	2.48	0.44
32:DH:121:ILE:HD13	32:DH:141:VAL:HG22	1.99	0.44
32:DH:127:GLU:HB3	32:DH:128:PRO:HD2	2.00	0.44
32:DH:128:PRO:HG2	32:DH:129:THR:HG23	1.99	0.44
33:DI:65:ALA:CA	33:DI:131:LYS:HE2	2.46	0.44
33:DI:54:GLN:O	33:DI:57:ARG:CA	2.66	0.44
25:DA:7:G:OP1	34:DN:121:LYS:NZ	2.51	0.44
38:DR:28:LEU:CD1	38:DR:28:LEU:C	2.82	0.44
39:DS:20:ARG:HA	39:DS:20:ARG:HD3	1.76	0.44
40:DT:58:ASN:O	40:DT:58:ASN:OD1	2.35	0.44
25:DA:2849:U:P	40:DT:95:ARG:NE	2.91	0.44
41:DU:111:GLU:OE2	41:DU:111:GLU:HA	2.18	0.44
37:DQ:141:GLN:HB2	46:DZ:99:TYR:HD2	1.83	0.44
1:AA:1113:G:H2'	1:AA:1114:C:C6	2.52	0.44
1:AA:1149:A:O5'	1:AA:1149:A:C8	2.71	0.44
1:AA:418:G:H2'	1:AA:419:G:O4'	2.18	0.44
1:AA:42:G:HO2'	1:AA:605:A:H2	1.65	0.44
1:AA:666:G:H2'	1:AA:667:A:C8	2.53	0.44
2:AB:114:ARG:HG3	2:AB:114:ARG:NH1	2.30	0.44
2:AB:236:TYR:CD1	2:AB:236:TYR:N	2.85	0.44
2:AB:25:ASN:OD1	2:AB:27:LYS:HB2	2.18	0.44
4:AD:100:ARG:CZ	4:AD:137:SER:HA	2.48	0.44
5:AE:20:GLN:O	5:AE:21:ALA:C	2.56	0.44
5:AE:76:ILE:HG13	5:AE:142:LEU:HD13	1.99	0.44
9:AI:89:ASN:C	9:AI:91:ASP:H	2.21	0.44
11:AK:19:ALA:HB3	11:AK:82:VAL:HG23	1.99	0.44
12:AL:58:VAL:O	12:AL:60:LEU:HD22	2.18	0.44
13:AM:97:PRO:N	13:AM:110:ARG:HD2	2.30	0.44
18:AR:26:LEU:HD21	18:AR:42:ARG:CZ	2.47	0.44
22:AY:28:G:N2	22:AY:42:C:H42	2.13	0.44
22:AW:66:U:H5'	53:B6:28:ARG:HH22	1.81	0.44

Continued on next page...

Continued from previous page...

Atom-1	Atom-2	Interatomic distance (Å)	Clash overlap (Å)
25:BA:83:G:C2	25:BA:102:G:H2'	2.53	0.44
25:BA:1208:C:C4	25:BA:1209:G:N7	2.86	0.44
25:BA:237:C:O2'	25:BA:238:C:H5'	2.18	0.44
25:BA:2441:C:H4'	25:BA:2441:C:OP1	2.18	0.44
25:BA:2626:C:O2'	25:BA:2627:G:H5'	2.18	0.44
25:BA:2692:C:H1'	25:BA:2847:U:O2'	2.18	0.44
25:BA:2773:C:OP1	29:BE:166:THR:OG1	2.34	0.44
25:BA:283:A:HO2'	25:BA:284:U:P	2.41	0.44
25:BA:379:G:C6	25:BA:380:U:N3	2.86	0.44
25:BA:384:U:H2'	25:BA:385:C:H6	1.83	0.44
25:BA:579:G:H2'	25:BA:580:C:C6	2.53	0.44
25:BA:859:G:O4'	25:BA:2268:A:H1'	2.17	0.44
25:BA:878:A:N6	25:BA:899:A:O2'	2.51	0.44
25:BA:971:C:C2'	25:BA:972:G:H5'	2.47	0.44
25:BA:971:C:O2'	25:BA:972:G:H5'	2.18	0.44
28:BD:161:THR:HG1	28:BD:196:VAL:HG21	1.82	0.44
29:BE:66:HIS:ND1	29:BE:66:HIS:O	2.38	0.44
30:BF:72:ARG:HA	30:BF:72:ARG:HH11	1.82	0.44
31:BG:152:LEU:HG	31:BG:153:ARG:N	2.33	0.44
32:BH:41:MET:CA	32:BH:53:GLU:HB2	2.48	0.44
33:BI:109:ILE:N	33:BI:109:ILE:HD12	2.33	0.44
38:BR:9:LYS:HE2	38:BR:43:GLU:OE2	2.16	0.44
39:BS:30:ARG:NH2	39:BS:62:LYS:HD2	2.23	0.44
46:BZ:109:ALA:O	46:BZ:111:VAL:HG12	2.16	0.44
46:BZ:77:ASP:OD2	46:BZ:79:ARG:O	2.36	0.44
1:CA:1207:C:H42	13:CM:104:ARG:HD2	1.83	0.44
1:CA:1302:C:C3'	1:CA:1303:C:H5''	2.47	0.44
1:CA:1482:G:H5''	1:CA:1483:U:OP1	2.17	0.44
1:CA:274:A:OP2	17:CQ:95:TYR:OH	2.19	0.44
1:CA:916:G:H5''	7:CG:102:ARG:HH22	1.79	0.44
3:CC:134:ILE:HG23	3:CC:151:VAL:HB	2.00	0.44
3:CC:148:GLY:N	3:CC:203:PHE:HB3	2.33	0.44
3:CC:189:ALA:O	3:CC:191:THR:N	2.50	0.44
6:CF:7:ASN:O	6:CF:8:ILE:HG13	2.18	0.44
7:CG:153:HIS:CE1	11:CK:57:THR:HG23	2.53	0.44
7:CG:154:TYR:O	7:CG:156:TRP:N	2.50	0.44
7:CG:44:TYR:C	7:CG:46:ALA:N	2.70	0.44
7:CG:78:ARG:CD	7:CG:79:ARG:H	2.24	0.44
8:CH:77:GLU:HG2	8:CH:78:GLN:N	2.32	0.44
9:CI:33:PHE:CZ	9:CI:47:LEU:HD13	2.53	0.44
10:CJ:48:THR:CB	10:CJ:62:HIS:HB3	2.48	0.44

Continued on next page...

Continued from previous page...

Atom-1	Atom-2	Interatomic distance (Å)	Clash overlap (Å)
11:CK:21:ILE:HG13	11:CK:30:VAL:CG1	2.46	0.44
12:CL:26:ALA:O	12:CL:33:ARG:HD2	2.18	0.44
13:CM:88:ARG:HG2	13:CM:98:VAL:HG11	2.00	0.44
14:CN:23:ARG:NH1	14:CN:30:ALA:HB2	2.33	0.44
17:CQ:83:ASP:O	17:CQ:86:GLU:HB2	2.18	0.44
22:CW:1:G:C2	22:CW:2:C:C2	3.05	0.44
25:DA:97:C:H5''	49:D2:2:LYS:HB3	1.95	0.44
49:D2:40:SER:C	49:D2:42:GLY:H	2.21	0.44
55:D8:61:LEU:N	55:D8:61:LEU:CD1	2.79	0.44
25:DA:1051:G:N2	25:DA:1052:C:C5	2.83	0.44
25:DA:1344:G:N3	25:DA:1385:G:O4'	2.50	0.44
25:DA:1384:A:H1'	25:DA:1405:U:O4'	2.18	0.44
25:DA:1600:C:O2'	25:DA:1601:G:H5'	2.18	0.44
25:DA:1614:A:H62	43:DW:93:ALA:CB	2.23	0.44
25:DA:1668:A:H4'	25:DA:1669:A:O5'	2.18	0.44
25:DA:1717:G:C2'	25:DA:1718:G:H5''	2.47	0.44
25:DA:207:A:H2'	25:DA:208:C:O4'	2.17	0.44
25:DA:2287:A:N1	25:DA:2346:A:C2	2.81	0.44
25:DA:2313:C:OP1	31:DG:71:THR:CG2	2.65	0.44
25:DA:2408:U:O5'	25:DA:2408:U:H6	2.01	0.44
25:DA:2409:G:H2'	25:DA:2410:G:O4'	2.18	0.44
25:DA:2479:G:OP1	25:DA:2537:U:H1'	2.18	0.44
25:DA:2626:C:O2'	25:DA:2627:G:H5'	2.18	0.44
25:DA:271(M):G:O2'	25:DA:271(N):U:H3'	2.18	0.44
25:DA:2869:G:H2'	25:DA:2870:C:C6	2.52	0.44
25:DA:579:G:H2'	25:DA:580:C:C6	2.53	0.44
25:DA:666:G:O2'	25:DA:667:U:H5'	2.17	0.44
27:DC:127:LEU:O	27:DC:129:ARG:N	2.51	0.44
28:DD:142:VAL:HG21	28:DD:191:ALA:HB1	2.00	0.44
32:DH:85:LYS:HD3	32:DH:133:VAL:CB	2.41	0.44
32:DH:97:ARG:O	32:DH:125:VAL:HG11	2.18	0.44
33:DI:109:ILE:HD12	33:DI:109:ILE:N	2.33	0.44
33:DI:53:ALA:O	33:DI:56:LYS:CG	2.66	0.44
34:DN:57:ALA:O	34:DN:58:ASP:C	2.56	0.44
35:DO:61:VAL:HG22	35:DO:62:VAL:O	2.18	0.44
36:DP:146:VAL:CG1	36:DP:147:LEU:H	2.28	0.44
36:DP:7:ARG:HB3	36:DP:8:PRO:CD	2.47	0.44
30:DF:187:VAL:HG12	36:DP:7:ARG:NH2	2.33	0.44
37:DQ:51:ARG:CB	37:DQ:51:ARG:HH11	2.31	0.44
40:DT:29:ARG:HD3	40:DT:84:GLN:C	2.37	0.44
41:DU:57:PHE:O	41:DU:59:ARG:N	2.50	0.44

Continued on next page...

Continued from previous page...

Atom-1	Atom-2	Interatomic distance (Å)	Clash overlap (Å)
1:AA:313:G:C2	1:AA:331:C:N3	2.86	0.44
1:AA:498:G:C2	1:AA:520:G:C2	3.06	0.44
1:AA:590:A:O2'	1:AA:591:A:H5'	2.18	0.44
1:AA:90:G:O2'	1:AA:91:G:P	2.76	0.44
1:AA:930:G:H5'	1:AA:942:A:H61	1.82	0.44
1:AA:985:C:H2'	1:AA:986:C:C6	2.52	0.44
2:AB:112:VAL:CG1	2:AB:153:ARG:HA	2.47	0.44
2:AB:80:ILE:CD1	2:AB:212:GLN:HA	2.47	0.44
5:AE:78:HIS:CD2	8:AH:104:ARG:CZ	3.01	0.44
6:AF:79:LEU:O	6:AF:85:VAL:HG21	2.18	0.44
9:AI:88:TYR:O	9:AI:89:ASN:HB2	2.17	0.44
7:AG:153:HIS:HE1	11:AK:57:THR:HG23	1.83	0.44
18:AR:58:LEU:HD12	18:AR:58:LEU:N	2.32	0.44
48:B1:44:PRO:O	48:B1:46:LEU:N	2.50	0.44
48:B1:68:PRO:HG2	48:B1:69:LYS:N	2.30	0.44
50:B3:23:LEU:HD12	50:B3:50:VAL:HG11	1.99	0.44
25:BA:1507:A:H2'	25:BA:1508:A:H8	1.82	0.44
25:BA:1710:C:O2'	25:BA:1711:C:H5'	2.18	0.44
25:BA:188:G:C2'	25:BA:189:G:H5'	2.48	0.44
25:BA:2169:A:O2'	25:BA:2170:A:H5'	2.18	0.44
25:BA:2373:G:H2'	25:BA:2374:C:C6	2.52	0.44
25:BA:2291:U:H5''	25:BA:2380:C:O2'	2.18	0.44
25:BA:2420:C:OP1	55:B8:34:TRP:HB2	2.18	0.44
25:BA:2425:A:H5''	25:BA:2427:C:O4'	2.18	0.44
25:BA:248:G:C2	25:BA:2431:U:H4'	2.53	0.44
25:BA:2815:C:O2	52:B5:43:HIS:HE1	2.00	0.44
25:BA:285:C:C3'	25:BA:286:C:H5''	2.47	0.44
25:BA:2870:C:H2'	25:BA:2871:C:C5'	2.48	0.44
25:BA:569:U:C4	25:BA:570:G:C6	3.05	0.44
25:BA:691:C:O2'	25:BA:692:C:H5'	2.18	0.44
29:BE:70:ALA:O	29:BE:71:GLY:O	2.35	0.44
29:BE:81:ILE:O	29:BE:81:ILE:CG2	2.56	0.44
31:BG:114:ILE:O	31:BG:115:ARG:C	2.55	0.44
31:BG:18:GLU:OE2	31:BG:21:ARG:NH1	2.51	0.44
31:BG:2:PRO:HD3	51:B4:51:TYR:CB	2.44	0.44
31:BG:76:SER:HB3	31:BG:84:LYS:H	1.76	0.44
33:BI:65:ALA:CB	33:BI:131:LYS:HE2	2.48	0.44
33:BI:4:ILE:HD13	33:BI:47:LEU:HD13	1.99	0.44
34:BN:62:VAL:HG22	34:BN:66:LYS:HD2	1.99	0.44
35:BO:122:LEU:HD23	35:BO:122:LEU:HA	1.74	0.44
36:BP:112:LEU:HD13	36:BP:112:LEU:C	2.38	0.44

Continued on next page...

Continued from previous page...

Atom-1	Atom-2	Interatomic distance (Å)	Clash overlap (Å)
36:BP:120:ALA:CB	36:BP:138:LEU:HA	2.48	0.44
25:BA:2482:G:N2	37:BQ:52:VAL:HG11	2.32	0.44
38:BR:76:VAL:O	38:BR:79:LEU:HB3	2.18	0.44
39:BS:36:TYR:HD1	39:BS:36:TYR:H	1.65	0.44
45:BY:27:VAL:CA	45:BY:28:LYS:HZ2	2.29	0.44
45:BY:47:LYS:N	45:BY:47:LYS:CD	2.76	0.44
46:BZ:28:MET:HA	46:BZ:88:PHE:O	2.18	0.44
46:BZ:56:VAL:HG12	46:BZ:57:ILE:O	2.18	0.44
1:CA:1036:C:N4	22:CY:34:G:H1'	2.33	0.44
1:CA:1096:C:O5'	1:CA:1096:C:H6	2.01	0.44
1:CA:1183:G:C8	1:CA:1184:C:C5	3.05	0.44
1:CA:1338:A:C5	1:CA:1339:U:C4	3.05	0.44
1:CA:249:G:O2'	1:CA:250:G:H5'	2.18	0.44
2:CB:40:HIS:HB2	2:CB:190:THR:HG21	1.98	0.44
3:CC:113:ALA:CB	3:CC:114:PRO:HD3	2.41	0.44
5:CE:105:VAL:N	5:CE:106:PRO:HD2	2.33	0.44
5:CE:126:ARG:NH1	5:CE:126:ARG:CG	2.75	0.44
5:CE:33:VAL:O	5:CE:112:LEU:CD1	2.66	0.44
7:CG:41:ARG:O	7:CG:45:ASP:N	2.38	0.44
10:CJ:50:ILE:CD1	10:CJ:50:ILE:N	2.66	0.44
13:CM:4:ILE:CD1	13:CM:22:ILE:HD11	2.47	0.44
13:CM:90:LEU:O	13:CM:91:ARG:CB	2.62	0.44
22:CW:66:U:H2'	22:CW:67:C:O4'	2.18	0.44
50:D3:23:LEU:HD12	50:D3:50:VAL:HG11	1.99	0.44
55:D8:46:ARG:O	55:D8:47:LYS:CB	2.62	0.44
25:DA:1301:A:O2'	25:DA:1302:A:P	2.76	0.44
25:DA:1827:C:H2'	25:DA:1828:G:H5'	2.00	0.44
25:DA:2086:U:H2'	25:DA:2087:G:C8	2.53	0.44
25:DA:2169:A:O2'	25:DA:2170:A:H5'	2.18	0.44
25:DA:2208:A:H1'	25:DA:2219:G:N3	2.31	0.44
25:DA:2262:U:H2'	25:DA:2263:C:H5'	1.99	0.44
25:DA:2481:G:H4'	25:DA:2482:G:H5'	2.00	0.44
25:DA:10:G:C6	25:DA:2629:A:C8	3.06	0.44
25:DA:2758:A:C4	32:DH:67:LEU:HD21	2.52	0.44
25:DA:2882:A:OP1	38:DR:96:ARG:HD3	2.18	0.44
25:DA:301:G:C6	25:DA:317:G:C5	3.06	0.44
25:DA:330:A:H2	25:DA:1210:A:H2'	1.83	0.44
25:DA:909:A:H2'	25:DA:912:C:H5	1.82	0.44
25:DA:2203:U:O2'	28:DD:151:LYS:HG2	2.18	0.44
29:DE:82:ARG:HB3	29:DE:83:ASP:H	1.64	0.44
30:DF:144:LYS:C	30:DF:146:ALA:H	2.21	0.44

Continued on next page...

Continued from previous page...

Atom-1	Atom-2	Interatomic distance (Å)	Clash overlap (Å)
30:DF:41:LEU:HD11	30:DF:184:TYR:CE1	2.52	0.44
30:DF:187:VAL:CG1	36:DP:7:ARG:HH21	2.30	0.44
31:DG:56:ALA:O	31:DG:60:LEU:HB2	2.18	0.44
32:DH:155:SER:OG	32:DH:156:ALA:N	2.50	0.44
32:DH:30:LYS:CE	32:DH:81:GLU:HG2	2.46	0.44
34:DN:62:VAL:HG22	34:DN:66:LYS:HB2	2.00	0.44
36:DP:111:ARG:NH1	36:DP:149:GLU:HG3	2.32	0.44
36:DP:120:ALA:HB1	36:DP:138:LEU:HD12	1.99	0.44
36:DP:120:ALA:CB	36:DP:138:LEU:HA	2.48	0.44
36:DP:30:THR:CG2	36:DP:31:ALA:H	2.19	0.44
36:DP:75:ILE:N	36:DP:75:ILE:CD1	2.81	0.44
37:DQ:1:MET:HE2	37:DQ:2:LEU:HB3	1.98	0.44
38:DR:2:ARG:NH2	38:DR:5:LYS:HZ1	2.14	0.44
39:DS:36:TYR:HD1	39:DS:36:TYR:H	1.65	0.44
43:DW:70:TYR:HE2	43:DW:108:GLY:HA3	1.83	0.44
44:DX:64:LYS:CD	44:DX:73:ARG:CZ	2.96	0.44
1:AA:1033:C:H2'	1:AA:1034:U:H6	1.82	0.44
1:AA:105:G:C2	1:AA:325:C:N4	2.86	0.44
1:AA:1231:A:H4'	9:AI:68:GLY:H	1.83	0.44
1:AA:1353:G:C6	1:AA:1354:U:C4	3.06	0.44
1:AA:668:G:N1	1:AA:687:A:OP2	2.47	0.44
2:AB:119:GLU:O	2:AB:122:PHE:HB3	2.16	0.44
2:AB:44:LEU:CD1	2:AB:44:LEU:H	2.24	0.44
4:AD:29:PRO:O	4:AD:30:LYS:CB	2.65	0.44
1:AA:1261:A:C8	10:AJ:41:PRO:HD3	2.53	0.44
10:AJ:81:THR:O	10:AJ:83:GLU:N	2.51	0.44
13:AM:14:ARG:HB2	13:AM:16:ASP:OD2	2.18	0.44
13:AM:79:LYS:O	13:AM:82:MET:N	2.50	0.44
13:AM:80:ARG:C	13:AM:82:MET:H	2.22	0.44
13:AM:92:HIS:CD2	13:AM:98:VAL:CG2	3.01	0.44
15:AO:56:LEU:O	15:AO:60:VAL:HG23	2.18	0.44
15:AO:78:TYR:OH	15:AO:88:ARG:HD2	2.18	0.44
20:AT:14:LYS:CA	20:AT:17:ARG:HH21	2.31	0.44
22:AW:15:G:C2	22:AW:59:U:O2	2.71	0.44
44:BX:47:PHE:HZ	49:B2:37:PHE:CE2	2.36	0.44
49:B2:64:LEU:HD22	49:B2:64:LEU:O	2.18	0.44
56:B9:19:ARG:O	56:B9:20:HIS:HB2	2.16	0.44
25:BA:1275:A:C8	38:BR:16:HIS:CD2	3.06	0.44
25:BA:1337:G:H2'	25:BA:1338:G:H8	1.82	0.44
25:BA:203:C:C3'	25:BA:204:A:H5''	2.44	0.44
25:BA:2464:C:C2'	25:BA:2465:C:O5'	2.66	0.44

Continued on next page...

Continued from previous page...

Atom-1	Atom-2	Interatomic distance (Å)	Clash overlap (Å)
25:BA:2479:G:OP1	25:BA:2537:U:H1'	2.18	0.44
25:BA:570:G:H2'	25:BA:2030:A:C5	2.53	0.44
25:BA:674:G:H1'	30:BF:74:ARG:HD2	2.00	0.44
25:BA:729:G:H1'	25:BA:763:G:O3'	2.18	0.44
25:BA:957:A:N1	25:BA:2458:G:H4'	2.33	0.44
25:BA:978:G:H2'	25:BA:979:G:O4'	2.17	0.44
26:BB:81:G:O6	26:BB:97:G:C6	2.71	0.44
28:BD:270:ILE:HD12	28:BD:270:ILE:O	2.18	0.44
28:BD:71:ASP:HB2	28:BD:103:ARG:NH2	2.27	0.44
25:BA:319:C:OP2	30:BF:137:LYS:NZ	2.51	0.44
30:BF:138:GLU:O	30:BF:139:PHE:C	2.55	0.44
30:BF:22:ALA:CA	30:BF:26:ALA:HB2	2.47	0.44
32:BH:27:LYS:HE3	32:BH:32:GLU:HB2	2.00	0.44
32:BH:54:ARG:HH11	32:BH:54:ARG:HG2	1.82	0.44
32:BH:73:ALA:O	32:BH:76:VAL:HB	2.18	0.44
33:BI:72:LEU:HD21	33:BI:107:VAL:HG21	1.97	0.44
33:BI:15:VAL:C	33:BI:17:GLN:H	2.21	0.44
25:BA:957:A:H4'	37:BQ:74:TYR:OH	2.18	0.44
40:BT:18:ASP:N	40:BT:18:ASP:OD1	2.51	0.44
40:BT:6:LEU:HD23	40:BT:6:LEU:HA	1.82	0.44
41:BU:72:HIS:HE1	41:BU:107:ALA:CB	2.30	0.44
44:BX:48:LYS:HZ3	49:B2:30:ARG:HH22	1.66	0.44
1:CA:975:G:N2	1:CA:1025:C:O2	2.49	0.44
1:CA:1290:G:C6	1:CA:1310:A:C2	3.06	0.44
1:CA:237:C:C2	1:CA:280:G:C2	3.06	0.44
1:CA:254:G:H2'	1:CA:255:G:O4'	2.18	0.44
1:CA:396:C:H2'	1:CA:397:G:C8	2.53	0.44
1:CA:928:G:H2'	1:CA:929:U:C6	2.53	0.44
2:CB:168:THR:HG23	2:CB:192:SER:OG	2.18	0.44
4:CD:100:ARG:HH22	4:CD:137:SER:HB3	1.83	0.44
5:CE:102:ALA:HB1	5:CE:106:PRO:HG2	2.00	0.44
6:CF:22:GLU:HA	6:CF:22:GLU:OE2	2.17	0.44
6:CF:63:TYR:O	6:CF:65:VAL:HG13	2.18	0.44
7:CG:145:ALA:O	7:CG:146:GLU:HB2	2.18	0.44
12:CL:38:THR:HG21	12:CL:65:GLU:OE2	2.17	0.44
15:CO:74:ASP:C	15:CO:76:GLU:N	2.70	0.44
16:CP:9:PHE:HB2	16:CP:16:HIS:O	2.17	0.44
16:CP:45:THR:OG1	16:CP:46:PRO:HD2	2.18	0.44
17:CQ:65:ILE:HD11	17:CQ:72:ARG:HG2	2.00	0.44
1:CA:273:G:N2	17:CQ:95:TYR:HB3	2.32	0.44
20:CT:98:PRO:C	20:CT:100:ILE:N	2.71	0.44

Continued on next page...

Continued from previous page...

Atom-1	Atom-2	Interatomic distance (Å)	Clash overlap (Å)
21:CU:9:ARG:O	21:CU:13:ILE:HG13	2.18	0.44
22:CW:13:C:O2	22:CW:14:A:H8	2.01	0.44
49:D2:13:ALA:C	49:D2:15:LYS:H	2.21	0.44
55:D8:49:VAL:C	55:D8:53:PRO:HG3	2.38	0.44
25:DA:1378:A:C4'	25:DA:1379:A:OP1	2.52	0.44
25:DA:2061:G:H5''	25:DA:2503:A:C2	2.52	0.44
25:DA:2196:C:HO2'	25:DA:2197:U:H5'	1.82	0.44
25:DA:2287:A:C2	25:DA:2346:A:C2	3.06	0.44
25:DA:2330:G:H2'	25:DA:2331:G:O5'	2.18	0.44
25:DA:269:U:H2'	25:DA:269:U:O2	2.18	0.44
25:DA:2820:A:O2'	25:DA:2821:A:OP1	2.34	0.44
25:DA:2692:C:H1'	25:DA:2847:U:O2'	2.18	0.44
25:DA:2870:C:H2'	25:DA:2871:C:C5'	2.48	0.44
25:DA:2832:U:O4	25:DA:2883:A:H5''	2.18	0.44
25:DA:845:G:O2'	25:DA:846:C:H5	2.00	0.44
25:DA:952:G:N1	25:DA:953:A:N7	2.66	0.44
25:DA:953:A:C6	25:DA:965:C:N3	2.86	0.44
25:DA:984:A:H5''	25:DA:985:C:C5	2.48	0.44
25:DA:9:U:HO2'	25:DA:10:G:C5'	2.30	0.44
26:DB:75:G:H1	26:DB:103:G:N2	2.16	0.44
28:DD:168:ARG:HA	28:DD:173:VAL:HA	2.00	0.44
28:DD:72:LYS:HB3	28:DD:75:ILE:HB	1.99	0.44
29:DE:4:ILE:HG12	29:DE:28:ALA:CB	2.44	0.44
30:DF:80:ALA:O	30:DF:83:PHE:HB2	2.18	0.44
31:DG:165:THR:OG1	31:DG:168:GLU:CB	2.66	0.44
32:DH:132:ARG:HG2	32:DH:132:ARG:HH11	1.82	0.44
34:DN:17:ASP:C	34:DN:19:GLU:N	2.71	0.44
37:DQ:16:ARG:CG	37:DQ:17:LEU:H	2.27	0.44
39:DS:42:ASP:C	39:DS:44:LYS:H	2.20	0.44
40:DT:89:VAL:HB	40:DT:91:ARG:NE	2.30	0.44
41:DU:91:ASP:C	41:DU:92:ARG:CD	2.82	0.44
25:DA:1160:G:N2	42:DV:10:LYS:HE2	2.33	0.44
43:DW:65:LEU:HD22	43:DW:68:ARG:N	2.25	0.44
46:DZ:4:ARG:CD	46:DZ:58:VAL:HB	2.48	0.44
37:DQ:141:GLN:OE1	46:DZ:72:ARG:HA	2.18	0.44
1:AA:982:A:H5''	1:AA:1003:U:H3	1.83	0.43
1:AA:1050:G:C8	1:AA:1050:G:O5'	2.62	0.43
1:AA:358:A:C6	1:AA:359:A:C6	3.06	0.43
2:AB:121:LEU:HD11	2:AB:130:ARG:HD2	1.99	0.43
2:AB:40:HIS:HB2	2:AB:190:THR:HG21	2.00	0.43
2:AB:7:VAL:HG12	2:AB:7:VAL:O	2.18	0.43

Continued on next page...

Continued from previous page...

Atom-1	Atom-2	Interatomic distance (Å)	Clash overlap (Å)
4:AD:68:TYR:O	4:AD:69:GLY:C	2.55	0.43
7:AG:12:LEU:CD1	7:AG:25:ALA:HB2	2.48	0.43
9:AI:53:VAL:O	9:AI:54:ASP:CB	2.63	0.43
9:AI:92:TYR:H	9:AI:92:TYR:HD1	1.65	0.43
16:AP:82:GLN:O	16:AP:83:GLU:HB2	2.18	0.43
47:B0:43:THR:HG23	47:B0:43:THR:O	2.18	0.43
25:BA:1159:U:OP2	50:B3:30:ARG:NH2	2.51	0.43
25:BA:1274:A:N3	25:BA:1297:C:H1'	2.32	0.43
25:BA:1451:C:N3	25:BA:1459:G:O6	2.50	0.43
25:BA:1352:U:O2	25:BA:1570:A:H2	2.00	0.43
25:BA:1902:C:C4	25:BA:1903:G:H1'	2.52	0.43
25:BA:2171:A:N3	25:BA:2172:U:C4	2.86	0.43
25:BA:2320:A:C5	25:BA:2333:A:N6	2.86	0.43
25:BA:269:U:H2'	25:BA:269:U:O2	2.18	0.43
25:BA:2751:G:N3	25:BA:2751:G:H2'	2.32	0.43
25:BA:2832:U:O4	25:BA:2883:A:H5''	2.18	0.43
25:BA:292:C:O2	25:BA:292:C:H2'	2.18	0.43
25:BA:308:G:HO2'	25:BA:329:G:N2	2.13	0.43
25:BA:359:A:C2'	25:BA:360:G:C5'	2.78	0.43
25:BA:94:C:H5'	25:BA:94(A):G:OP2	2.17	0.43
26:BB:73:A:C2'	26:BB:74:U:H5'	2.47	0.43
27:BC:41:VAL:CA	27:BC:213:TYR:HA	2.42	0.43
28:BD:211:ARG:HA	28:BD:214:TRP:CG	2.53	0.43
29:BE:119:ARG:HG2	29:BE:160:TYR:CD2	2.53	0.43
29:BE:59:VAL:CG2	29:BE:60:ASN:H	2.02	0.43
31:BG:51:ARG:CZ	31:BG:53:LEU:HD21	2.48	0.43
32:BH:141:VAL:C	32:BH:143:GLN:N	2.70	0.43
32:BH:91:GLY:CA	32:BH:160:LYS:HA	2.48	0.43
33:BI:88:ILE:H	33:BI:122:GLU:HA	1.83	0.43
25:BA:558:G:OP2	34:BN:111:PRO:HD2	2.18	0.43
36:BP:101:VAL:C	36:BP:103:ALA:N	2.69	0.43
37:BQ:141:GLN:HB2	46:BZ:99:TYR:HD2	1.82	0.43
41:BU:111:GLU:O	41:BU:112:ARG:C	2.55	0.43
25:BA:995:C:C2	41:BU:57:PHE:CE1	3.05	0.43
41:BU:91:ASP:C	41:BU:92:ARG:CD	2.82	0.43
42:BV:19:LYS:C	42:BV:20:LEU:HD12	2.38	0.43
42:BV:28:GLU:O	42:BV:29:PRO:O	2.36	0.43
42:BV:75:PHE:C	42:BV:75:PHE:CD1	2.90	0.43
43:BW:64:MET:HE3	43:BW:109:GLU:HG2	2.00	0.43
46:BZ:114:GLY:O	46:BZ:146:ILE:HD13	2.18	0.43
1:CA:1114:C:N4	1:CA:1115:G:C2	2.86	0.43

Continued on next page...

Continued from previous page...

Atom-1	Atom-2	Interatomic distance (Å)	Clash overlap (Å)
1:CA:1047:U:OP2	1:CA:1171:G:N2	2.51	0.43
1:CA:1431:A:H2'	1:CA:1431:A:N3	2.33	0.43
1:CA:651:G:O4'	15:CO:49:ASP:HB2	2.18	0.43
1:CA:691:C:H2'	1:CA:692:G:H8	1.83	0.43
1:CA:790:A:H2'	1:CA:791:C:O4'	2.19	0.43
1:CA:854:C:H2'	1:CA:855:G:C8	2.53	0.43
2:CB:167:PRO:O	2:CB:171:ALA:N	2.50	0.43
3:CC:87:LEU:C	3:CC:89:GLU:N	2.70	0.43
5:CE:13:ILE:HA	5:CE:29:GLY:O	2.18	0.43
5:CE:68:GLU:O	5:CE:68:GLU:HG3	2.17	0.43
6:CF:69:GLU:H	6:CF:69:GLU:CD	2.21	0.43
11:CK:107:SER:OG	11:CK:108:ILE:N	2.51	0.43
1:CA:520:G:OP1	12:CL:113:ARG:NH2	2.51	0.43
13:CM:48:LEU:HG	13:CM:53:VAL:HG23	2.00	0.43
14:CN:27:CYS:C	14:CN:29:ARG:H	2.22	0.43
14:CN:34:TYR:CD1	14:CN:34:TYR:N	2.86	0.43
15:CO:24:SER:OG	15:CO:25:THR:N	2.51	0.43
17:CQ:17:LYS:HA	17:CQ:49:GLU:HG2	1.99	0.43
20:CT:96:GLY:O	20:CT:97:ALA:O	2.36	0.43
23:CV:53:G:O2'	23:CV:54:G:C5'	2.66	0.43
52:D5:41:PRO:HG2	52:D5:44:THR:CG2	2.46	0.43
36:DP:65:ARG:HH12	55:D8:15:LYS:HB2	1.81	0.43
25:DA:1192:G:C2'	25:DA:1193:G:H5'	2.48	0.43
25:DA:228:A:H2'	25:DA:230:U:O4'	2.18	0.43
25:DA:2557:G:H2'	25:DA:2558:C:C6	2.53	0.43
25:DA:2637:U:C2'	25:DA:2638:G:H5'	2.47	0.43
25:DA:2691:C:C6	25:DA:2691:C:H5'	2.43	0.43
25:DA:271(G):C:O2'	25:DA:271(H):G:H5'	2.18	0.43
25:DA:322:A:P	30:DF:169:ASN:HB2	2.58	0.43
25:DA:384:U:H2'	25:DA:385:C:C6	2.52	0.43
25:DA:392:C:H5''	25:DA:409:C:H5''	1.99	0.43
25:DA:36:G:H4'	25:DA:451:C:C2	2.53	0.43
25:DA:570:G:H2'	25:DA:2030:A:C5	2.53	0.43
25:DA:624:C:C2'	25:DA:625:G:H5'	2.48	0.43
25:DA:72:U:H6	49:D2:61:LEU:CD1	2.31	0.43
25:DA:859:G:HO2'	25:DA:860:U:P	2.40	0.43
27:DC:45:ALA:HB3	27:DC:174:PRO:CB	2.48	0.43
27:DC:66:HIS:CE1	27:DC:68:LEU:HD21	2.53	0.43
32:DH:94:TYR:CG	32:DH:107:VAL:HG12	2.53	0.43
32:DH:65:HIS:CE1	32:DH:69:ARG:HD2	2.53	0.43
32:DH:89:ILE:O	32:DH:161:GLY:O	2.36	0.43

Continued on next page...

Continued from previous page...

Atom-1	Atom-2	Interatomic distance (Å)	Clash overlap (Å)
36:DP:101:VAL:HG23	36:DP:102:ARG:N	2.33	0.43
36:DP:112:LEU:C	36:DP:112:LEU:HD13	2.38	0.43
38:DR:13:HIS:O	38:DR:14:SER:C	2.56	0.43
42:DV:38:LEU:HD23	42:DV:39:LEU:N	2.34	0.43
44:DX:12:VAL:CG1	44:DX:27:THR:O	2.64	0.43
46:DZ:14:LYS:C	46:DZ:16:SER:N	2.71	0.43
37:DQ:60:ARG:HA	46:DZ:178:GLU:O	2.18	0.43
46:DZ:28:MET:HA	46:DZ:88:PHE:O	2.18	0.43
46:DZ:94:GLU:HA	46:DZ:95:PRO:HD3	1.82	0.43
1:AA:1394:C:H2'	1:AA:1395:A:C8	2.53	0.43
1:AA:311:G:H2'	1:AA:312:G:C8	2.53	0.43
1:AA:631:A:H2'	1:AA:632:G:H8	1.83	0.43
1:AA:780:C:H2'	1:AA:781:G:C8	2.53	0.43
1:AA:78:G:C8	1:AA:79:U:H5	2.35	0.43
1:AA:90:G:O2'	1:AA:91:G:O5'	2.34	0.43
2:AB:69:LEU:HB2	2:AB:159:PRO:CG	2.48	0.43
3:AC:73:PRO:HA	3:AC:76:VAL:HG22	2.00	0.43
3:AC:95:THR:O	3:AC:97:LYS:N	2.51	0.43
5:AE:39:GLY:HA2	5:AE:69:VAL:HB	1.99	0.43
6:AF:24:GLU:HB2	6:AF:28:ARG:HH12	1.83	0.43
7:AG:60:LYS:HZ3	7:AG:60:LYS:HA	1.77	0.43
8:AH:119:LEU:CD1	8:AH:124:ALA:HA	2.48	0.43
9:AI:118:LYS:NZ	9:AI:118:LYS:HB3	2.32	0.43
9:AI:11:LYS:O	9:AI:12:GLU:C	2.57	0.43
12:AL:126:LYS:CG	12:AL:127:GLU:N	2.81	0.43
12:AL:25:PRO:C	12:AL:27:LEU:H	2.22	0.43
14:AN:26:ARG:CG	14:AN:27:CYS:H	2.05	0.43
17:AQ:83:ASP:O	17:AQ:86:GLU:HB2	2.18	0.43
18:AR:56:THR:CB	18:AR:58:LEU:CD1	2.96	0.43
20:AT:25:ARG:HG3	20:AT:25:ARG:HH11	1.82	0.43
23:AV:55:U:H3'	23:AV:55:U:H6	1.83	0.43
22:AW:51:U:N3	22:AW:52:G:N7	2.66	0.43
1:AA:1036:C:C4	22:AY:34:G:H1'	2.53	0.43
22:AY:35:A:H2'	22:AY:36:A:C4'	2.48	0.43
44:BX:48:LYS:NZ	49:B2:30:ARG:HH22	2.16	0.43
50:B3:46:ASN:O	50:B3:50:VAL:HG22	2.17	0.43
53:B6:42:TRP:HA	53:B6:42:TRP:CE3	2.52	0.43
55:B8:7:HIS:CG	55:B8:59:LYS:HZ1	2.36	0.43
25:BA:142:A:H1'	25:BA:1408:C:O4'	2.18	0.43
25:BA:1444:G:H2'	25:BA:1445(A):C:C5	2.52	0.43
25:BA:2182:G:H2'	25:BA:2183:C:C6	2.53	0.43

Continued on next page...

Continued from previous page...

Atom-1	Atom-2	Interatomic distance (Å)	Clash overlap (Å)
25:BA:2236:C:H2'	25:BA:2237:G:O4'	2.18	0.43
25:BA:2481:G:H4'	25:BA:2482:G:H5'	2.00	0.43
25:BA:1453:U:C5	25:BA:2702:U:O4	2.71	0.43
25:BA:2846:G:H2'	25:BA:2847:U:O4'	2.17	0.43
25:BA:282:A:H3'	25:BA:284:U:O4	2.18	0.43
25:BA:314:A:H2'	25:BA:315:G:C8	2.53	0.43
25:BA:348:G:C4	25:BA:349:G:C8	3.06	0.43
28:BD:43:ARG:HG2	28:BD:54:ARG:O	2.19	0.43
28:BD:72:LYS:HB3	28:BD:75:ILE:HB	1.99	0.43
29:BE:149:ARG:NH1	29:BE:149:ARG:HG3	2.32	0.43
30:BF:131:GLY:O	30:BF:132:VAL:O	2.37	0.43
30:BF:19:GLU:O	30:BF:20:LEU:HB2	2.18	0.43
31:BG:35:GLU:HB2	31:BG:160:VAL:HG12	1.99	0.43
31:BG:39:ILE:HD11	31:BG:155:MET:CB	2.40	0.43
32:BH:65:HIS:CE1	32:BH:69:ARG:HD2	2.53	0.43
34:BN:133:GLN:O	34:BN:134:ARG:HG3	2.18	0.43
35:BO:109:LYS:HB2	35:BO:111:PHE:CD2	2.53	0.43
39:BS:82:ILE:HG22	39:BS:83:LYS:N	2.33	0.43
25:BA:1155:A:OP1	41:BU:55:ARG:HD2	2.18	0.43
41:BU:78:THR:HG22	41:BU:79:PHE:N	2.33	0.43
42:BV:2:PHE:HB3	42:BV:41:GLY:C	2.39	0.43
45:BY:28:LYS:CB	45:BY:37:VAL:HB	2.34	0.43
1:CA:1198:C:H2'	1:CA:1199:C:O4'	2.18	0.43
1:CA:1354:U:C4	1:CA:1355:G:C4	3.06	0.43
1:CA:1471:G:N2	25:DA:1912:A:C2	2.86	0.43
1:CA:1474:G:C5	1:CA:1475:U:C4	3.06	0.43
1:CA:224:U:H2'	1:CA:225:G:H8	1.82	0.43
1:CA:406:A:C5	1:CA:424:U:C5	3.06	0.43
1:CA:66:G:C2	1:CA:67:C:C6	3.06	0.43
2:CB:219:VAL:HG13	2:CB:222:ILE:HD12	1.99	0.43
1:CA:1039:G:H5''	3:CC:154:SER:HB2	2.00	0.43
3:CC:84:ILE:HA	3:CC:87:LEU:HD12	2.00	0.43
5:CE:87:SER:HB3	5:CE:131:ILE:CD1	2.48	0.43
9:CI:43:ALA:C	9:CI:45:ALA:H	2.22	0.43
11:CK:31:THR:HG23	11:CK:31:THR:O	2.18	0.43
12:CL:119:LYS:C	12:CL:120:TYR:CD1	2.91	0.43
14:CN:27:CYS:O	14:CN:29:ARG:N	2.51	0.43
19:CS:31:ILE:CG2	19:CS:49:ILE:HA	2.43	0.43
19:CS:10:PHE:CZ	19:CS:70:LYS:HD2	2.53	0.43
23:CV:16:C:H5'	23:CV:17:C:C6	2.53	0.43
23:CV:64:G:H2'	23:CV:64:G:N3	2.33	0.43

Continued on next page...

Continued from previous page...

Atom-1	Atom-2	Interatomic distance (Å)	Clash overlap (Å)
53:D6:19:ARG:H	53:D6:19:ARG:CD	2.30	0.43
55:D8:26:LYS:CE	55:D8:47:LYS:HD3	2.48	0.43
55:D8:7:HIS:CD2	55:D8:59:LYS:NZ	2.86	0.43
25:DA:1709:U:H2'	25:DA:1710:C:H6	1.83	0.43
25:DA:2073:C:O2'	25:DA:2074:U:H5'	2.18	0.43
25:DA:2291:U:H5''	25:DA:2380:C:O2'	2.18	0.43
25:DA:2441:C:H4'	25:DA:2441:C:OP1	2.18	0.43
25:DA:2473:U:O2	25:DA:2473:U:H2'	2.18	0.43
25:DA:248:G:C2	25:DA:2431:U:H4'	2.53	0.43
25:DA:285:C:C3'	25:DA:286:C:H5''	2.47	0.43
25:DA:379:G:C6	25:DA:380:U:N3	2.86	0.43
25:DA:94:C:H5'	25:DA:94(A):G:OP2	2.17	0.43
28:DD:132:PRO:HG3	28:DD:190:TYR:CE1	2.53	0.43
28:DD:158:ALA:O	28:DD:161:THR:HG23	2.18	0.43
28:DD:270:ILE:HD12	28:DD:270:ILE:O	2.18	0.43
29:DE:108:SER:HB3	29:DE:165:VAL:HG21	1.99	0.43
31:DG:16:ARG:HG3	31:DG:16:ARG:HH11	1.82	0.43
31:DG:18:GLU:OE2	31:DG:21:ARG:NH1	2.51	0.43
31:DG:97:ASP:O	31:DG:101:ILE:HG23	2.18	0.43
33:DI:113:ARG:HD2	33:DI:113:ARG:H	1.83	0.43
35:DO:116:SER:OG	35:DO:117:LEU:N	2.51	0.43
25:DA:663:G:O3'	36:DP:21:ARG:NH2	2.51	0.43
36:DP:30:THR:HG22	36:DP:31:ALA:N	2.27	0.43
36:DP:99:LEU:C	36:DP:99:LEU:HD23	2.38	0.43
37:DQ:103:MET:CE	37:DQ:125:LEU:HD13	2.48	0.43
25:DA:2821:A:OP2	38:DR:2:ARG:NH2	2.51	0.43
41:DU:52:ARG:HD3	41:DU:55:ARG:NE	2.25	0.43
45:DY:28:LYS:CB	45:DY:37:VAL:HB	2.34	0.43
46:DZ:114:GLY:O	46:DZ:146:ILE:HD13	2.18	0.43
46:DZ:99:TYR:HA	46:DZ:125:LEU:HA	2.01	0.43
46:DZ:56:VAL:HG12	46:DZ:57:ILE:O	2.18	0.43
1:AA:1129:C:O2	9:AI:16:ARG:NH1	2.44	0.43
1:AA:1266:A:C4'	1:AA:1267:A:H5''	2.48	0.43
1:AA:402:G:H1	1:AA:430:C:N4	2.12	0.43
1:AA:521:G:OP1	12:AL:115:LYS:HB2	2.18	0.43
1:AA:61:G:H2'	1:AA:62:U:O4'	2.16	0.43
1:AA:74:C:C4	1:AA:75:G:N7	2.86	0.43
1:AA:917:C:OP1	7:AG:102:ARG:HD3	2.17	0.43
2:AB:19:HIS:ND1	2:AB:191:ASP:HB2	2.34	0.43
2:AB:39:ILE:CG2	2:AB:40:HIS:N	2.80	0.43
3:AC:113:ALA:CB	3:AC:114:PRO:HD3	2.43	0.43

Continued on next page...

Continued from previous page...

Atom-1	Atom-2	Interatomic distance (Å)	Clash overlap (Å)
3:AC:173:VAL:HG12	3:AC:175:LEU:HD12	2.00	0.43
4:AD:30:LYS:O	4:AD:32:ALA:N	2.52	0.43
9:AI:92:TYR:HD1	9:AI:92:TYR:N	2.15	0.43
10:AJ:48:THR:CG2	10:AJ:62:HIS:HB3	2.47	0.43
10:AJ:63:PHE:N	10:AJ:63:PHE:CD2	2.87	0.43
15:AO:76:GLU:C	15:AO:78:TYR:N	2.72	0.43
22:AW:24:G:C5	22:AW:25:C:C5	3.06	0.43
49:B2:13:ALA:C	49:B2:15:LYS:H	2.21	0.43
50:B3:1:MET:HE2	50:B3:44:ARG:HH22	1.83	0.43
51:B4:45:GLY:O	51:B4:46:ASN:O	2.37	0.43
54:B7:43:THR:CG2	54:B7:44:PRO:N	2.81	0.43
25:BA:1721:G:O6	25:BA:1739:U:H5'	2.15	0.43
25:BA:1797:C:O2'	28:BD:259:THR:CG2	2.66	0.43
25:BA:207:A:H2'	25:BA:208:C:O4'	2.17	0.43
25:BA:2483:C:O2	37:BQ:124:LYS:HE3	2.19	0.43
25:BA:2580:U:H4'	29:BE:130:GLY:CA	2.47	0.43
25:BA:2735:G:H2'	25:BA:2736:G:C8	2.53	0.43
25:BA:323:G:HO2'	25:BA:1205:U:H3	1.67	0.43
25:BA:478:A:C6	25:BA:480:A:C6	3.06	0.43
25:BA:666:G:O2'	25:BA:667:U:H5'	2.17	0.43
27:BC:127:LEU:O	27:BC:129:ARG:N	2.51	0.43
28:BD:31:LYS:HZ1	28:BD:102:LYS:NZ	2.15	0.43
28:BD:158:ALA:O	28:BD:159:ALA:C	2.54	0.43
30:BF:144:LYS:C	30:BF:146:ALA:H	2.21	0.43
30:BF:17:ARG:HG3	30:BF:17:ARG:NH1	2.31	0.43
32:BH:54:ARG:NH1	32:BH:54:ARG:HG2	2.33	0.43
33:BI:133:HIS:H	33:BI:133:HIS:CD2	2.35	0.43
33:BI:133:HIS:O	33:BI:134:PRO:C	2.55	0.43
33:BI:6:LEU:HD12	33:BI:34:GLY:O	2.18	0.43
34:BN:41:ASP:O	34:BN:42:TRP:C	2.57	0.43
37:BQ:12:GLN:HE21	37:BQ:73:PRO:HD3	1.83	0.43
38:BR:118:GLU:HA	38:BR:118:GLU:OE1	2.18	0.43
38:BR:28:LEU:CA	38:BR:34:ILE:HG13	2.48	0.43
39:BS:54:LEU:H	39:BS:54:LEU:CD2	2.28	0.43
44:BX:36:LYS:HD2	44:BX:54:VAL:O	2.18	0.43
46:BZ:132:ASN:HB3	46:BZ:159:PRO:O	2.19	0.43
46:BZ:4:ARG:CD	46:BZ:58:VAL:HB	2.48	0.43
1:CA:1100:C:OP1	9:CI:104:ARG:HD3	2.18	0.43
1:CA:437:C:H2'	1:CA:438:C:H6	1.83	0.43
1:CA:57:G:C5	1:CA:58:C:C4	3.05	0.43
1:CA:900:A:C2	1:CA:901:C:C2	3.06	0.43

Continued on next page...

Continued from previous page...

Atom-1	Atom-2	Interatomic distance (Å)	Clash overlap (Å)
2:CB:19:HIS:ND1	2:CB:191:ASP:HB2	2.33	0.43
2:CB:235:SER:OG	2:CB:236:TYR:CD1	2.66	0.43
2:CB:95:GLN:HE21	2:CB:147:LYS:CG	2.25	0.43
2:CB:96:ARG:O	2:CB:97:TRP:C	2.56	0.43
7:CG:59:LEU:C	7:CG:59:LEU:HD23	2.39	0.43
8:CH:63:LEU:HB2	8:CH:65:TYR:CE1	2.54	0.43
10:CJ:32:ALA:CB	10:CJ:76:ASN:HB3	2.48	0.43
15:CO:29:VAL:O	15:CO:32:LEU:N	2.51	0.43
17:CQ:12:SER:OG	17:CQ:14:LYS:NZ	2.51	0.43
6:CF:50:TYR:CE1	18:CR:77:GLY:HA2	2.53	0.43
19:CS:15:LEU:HD22	19:CS:15:LEU:N	2.33	0.43
23:CV:25:U:O5'	23:CV:25:U:H6	2.00	0.43
23:CV:30:G:H2'	23:CV:31:G:C5'	2.48	0.43
23:CV:7:G:N2	23:CV:68:C:C2	2.85	0.43
22:CW:56:C:C4	22:CW:57:G:C8	3.06	0.43
22:CW:6:G:N2	22:CW:68:C:O2	2.51	0.43
22:CW:35:A:N6	24:CX:13:A:C6	2.87	0.43
50:D3:46:ASN:O	50:D3:50:VAL:HG22	2.17	0.43
53:D6:12:GLU:HA	53:D6:23:THR:HA	1.99	0.43
25:DA:105:C:C6	25:DA:105:C:H5''	2.53	0.43
25:DA:1508:A:N3	25:DA:1508:A:H2'	2.34	0.43
25:DA:1801:G:C6	25:DA:2202:C:O4'	2.71	0.43
25:DA:2182:G:H2'	25:DA:2183:C:C6	2.53	0.43
25:DA:2485:G:O3'	37:DQ:126:PRO:HA	2.18	0.43
25:DA:2556:C:H2'	25:DA:2557:G:O4'	2.19	0.43
25:DA:272(J):C:N3	25:DA:363:G:O6	2.51	0.43
25:DA:2784:C:H1'	29:DE:37:ARG:NH1	2.33	0.43
25:DA:2838:G:H1'	38:DR:45:ARG:HH11	1.82	0.43
25:DA:292:C:H2'	25:DA:292:C:O2	2.18	0.43
25:DA:661:C:H2'	25:DA:662:G:H8	1.83	0.43
25:DA:729:G:H1'	25:DA:763:G:O3'	2.18	0.43
25:DA:888:C:O2'	25:DA:889:C:H5'	2.18	0.43
25:DA:878:A:N6	25:DA:899:A:O2'	2.51	0.43
25:DA:925:C:C3'	25:DA:926:A:H5''	2.46	0.43
27:DC:41:VAL:HG23	27:DC:178:ALA:CB	2.44	0.43
28:DD:206:LEU:HD22	28:DD:211:ARG:CG	2.48	0.43
28:DD:211:ARG:HA	28:DD:214:TRP:CG	2.53	0.43
28:DD:241:PRO:C	28:DD:242:ARG:HD2	2.38	0.43
28:DD:43:ARG:HH11	28:DD:44:ASN:ND2	2.16	0.43
28:DD:24:ILE:HD12	28:DD:84:TYR:HB2	2.00	0.43
30:DF:9:ILE:CG1	30:DF:14:PRO:HA	2.47	0.43

Continued on next page...

Continued from previous page...

Atom-1	Atom-2	Interatomic distance (Å)	Clash overlap (Å)
30:DF:19:GLU:O	30:DF:20:LEU:HB2	2.18	0.43
31:DG:117:PHE:CD1	31:DG:118:ARG:N	2.85	0.43
31:DG:107:LEU:HD21	31:DG:178:PHE:CE1	2.53	0.43
34:DN:41:ASP:O	34:DN:42:TRP:C	2.57	0.43
34:DN:59:LYS:O	34:DN:60:ILE:C	2.56	0.43
35:DO:88:ASN:OD1	35:DO:92:GLU:N	2.33	0.43
36:DP:16:ARG:CB	36:DP:16:ARG:NH1	2.75	0.43
38:DR:51:LEU:CD2	38:DR:66:VAL:HG13	2.38	0.43
39:DS:53:SER:O	39:DS:56:LEU:HB3	2.19	0.43
39:DS:56:LEU:HD22	39:DS:58:LEU:HD13	2.01	0.43
41:DU:92:ARG:HH11	42:DV:11:GLN:HG3	1.83	0.43
25:DA:486:C:H4'	43:DW:60:ASN:OD1	2.18	0.43
45:DY:49:VAL:O	45:DY:50:ARG:HB2	2.18	0.43
46:DZ:12:GLY:O	46:DZ:13:GLU:HG3	2.18	0.43
1:AA:1311:U:C5	1:AA:1312:G:C5	3.07	0.43
1:AA:1385:C:H1'	1:AA:1477:A:N1	2.32	0.43
1:AA:260:G:C4	1:AA:262:C:C5	3.07	0.43
1:AA:526:C:C4	1:AA:527:G:N7	2.86	0.43
1:AA:551:G:N2	1:AA:860:C:C2	2.87	0.43
1:AA:822:U:C2	1:AA:822:U:C3'	3.02	0.43
2:AB:121:LEU:O	2:AB:127:ILE:HD11	2.17	0.43
3:AC:148:GLY:HA3	3:AC:203:PHE:HB3	2.00	0.43
3:AC:29:TYR:CD1	14:AN:36:PHE:CZ	3.06	0.43
3:AC:84:ILE:HA	3:AC:87:LEU:HD12	2.01	0.43
8:AH:66:GLY:O	8:AH:76:PRO:HB2	2.18	0.43
9:AI:96:LEU:CG	9:AI:102:LEU:HB2	2.49	0.43
9:AI:104:ARG:NE	9:AI:106:ALA:HA	2.33	0.43
9:AI:43:ALA:C	9:AI:45:ALA:H	2.22	0.43
9:AI:79:LEU:HD11	9:AI:83:ARG:CZ	2.48	0.43
10:AJ:48:THR:CB	10:AJ:62:HIS:HB3	2.48	0.43
23:AV:65:G:C2	23:AV:66:C:C2	3.07	0.43
25:BA:15:G:O2'	52:B5:18:ALA:HA	2.18	0.43
54:B7:29:LYS:O	54:B7:32:LYS:HB3	2.19	0.43
55:B8:26:LYS:CE	55:B8:47:LYS:HD3	2.48	0.43
25:BA:1500:G:C6	25:BA:1501:C:N3	2.87	0.43
25:BA:2307:G:N2	25:BA:2308:G:H5'	2.33	0.43
25:BA:2556:C:H2'	25:BA:2557:G:O4'	2.19	0.43
25:BA:2580:U:H5'	29:BE:131:ALA:H	1.81	0.43
25:BA:2688:U:C5	25:BA:2719:G:C5	3.07	0.43
25:BA:661:C:H2'	25:BA:662:G:H8	1.83	0.43
27:BC:66:HIS:CE1	27:BC:68:LEU:HD21	2.53	0.43

Continued on next page...

Continued from previous page...

Atom-1	Atom-2	Interatomic distance (Å)	Clash overlap (Å)
28:BD:31:LYS:HZ1	28:BD:102:LYS:HZ3	1.66	0.43
28:BD:35:LYS:HD3	28:BD:35:LYS:HA	1.70	0.43
28:BD:44:ASN:HB3	28:BD:49:ILE:CA	2.42	0.43
28:BD:61:LEU:O	28:BD:63:ARG:NH1	2.51	0.43
31:BG:40:ASN:HA	31:BG:91:ARG:HA	2.00	0.43
31:BG:97:ASP:O	31:BG:98:ARG:C	2.56	0.43
33:BI:81:VAL:CG2	33:BI:142:VAL:HG13	2.41	0.43
33:BI:94:ALA:O	33:BI:96:ASP:N	2.50	0.43
25:BA:2728:U:P	35:BO:70:LYS:HZ1	2.40	0.43
36:BP:10:PRO:O	36:BP:11:GLY:O	2.34	0.43
37:BQ:51:ARG:HH11	37:BQ:51:ARG:CB	2.31	0.43
40:BT:36:GLU:HB2	40:BT:38:ASN:HB2	2.01	0.43
41:BU:55:ARG:HA	41:BU:58:ARG:HG3	2.00	0.43
44:BX:64:LYS:CD	44:BX:73:ARG:CZ	2.96	0.43
45:BY:14:LEU:HD12	45:BY:15:VAL:N	2.31	0.43
46:BZ:104:PHE:CD1	46:BZ:139:VAL:HB	2.52	0.43
1:CA:1242:A:C8	1:CA:1243:C:C5	3.06	0.43
1:CA:1472:U:H2'	1:CA:1473:C:C6	2.54	0.43
1:CA:528:C:H2'	1:CA:529:G:O4'	2.17	0.43
1:CA:57:G:H2'	1:CA:58:C:O4'	2.18	0.43
2:CB:102:LEU:HD12	2:CB:102:LEU:N	2.33	0.43
2:CB:105:PHE:O	2:CB:106:LYS:C	2.57	0.43
2:CB:167:PRO:O	2:CB:168:THR:C	2.56	0.43
6:CF:40:VAL:HA	6:CF:62:TRP:O	2.18	0.43
12:CL:101:VAL:HG12	12:CL:104:VAL:CG2	2.47	0.43
12:CL:42:THR:HG23	12:CL:42:THR:O	2.18	0.43
12:CL:25:PRO:N	12:CL:98:TYR:OH	2.51	0.43
13:CM:93:ARG:HG3	25:DA:888:C:OP2	2.17	0.43
16:CP:76:GLN:O	16:CP:76:GLN:CG	2.65	0.43
19:CS:45:VAL:O	19:CS:47:HIS:N	2.51	0.43
20:CT:72:LEU:HD21	20:CT:77:ALA:HA	2.00	0.43
22:CW:55:U:O2	22:CW:55:U:O5'	2.35	0.43
26:DB:11:C:P	47:D0:72:ARG:HD2	2.58	0.43
49:D2:3:LEU:O	49:D2:3:LEU:HD23	2.18	0.43
49:D2:47:ASN:O	49:D2:49:LYS:N	2.52	0.43
54:D7:1:MET:SD	54:D7:3:ARG:NH2	2.92	0.43
25:DA:142:A:H8	25:DA:1408:C:H1'	1.83	0.43
25:DA:1500:G:C6	25:DA:1501:C:N3	2.87	0.43
25:DA:1620:G:O2'	54:D7:2:LYS:HG2	2.18	0.43
25:DA:2654:A:N1	25:DA:2665:A:H5''	2.34	0.43
25:DA:2801:A:H8	25:DA:2801(A):A:H62	1.66	0.43

Continued on next page...

Continued from previous page...

Atom-1	Atom-2	Interatomic distance (Å)	Clash overlap (Å)
25:DA:289:A:C2	25:DA:353:G:C2	3.07	0.43
25:DA:697:C:H2'	25:DA:698:C:C6	2.54	0.43
26:DB:13:A:C5	26:DB:70:C:H4'	2.54	0.43
26:DB:91:C:C2'	26:DB:92:C:O5'	2.67	0.43
28:DD:9:TYR:CZ	28:DD:13:ARG:CD	2.99	0.43
25:DA:2632:A:C2	29:DE:61:ARG:HD3	2.53	0.43
30:DF:160:ASN:C	30:DF:162:LEU:H	2.21	0.43
30:DF:7:TYR:CE2	30:DF:10:PRO:HG3	2.54	0.43
31:DG:40:ASN:HA	31:DG:91:ARG:HA	2.00	0.43
33:DI:88:ILE:H	33:DI:122:GLU:HA	1.84	0.43
34:DN:72:TYR:CD1	34:DN:72:TYR:N	2.87	0.43
35:DO:13:ASN:O	35:DO:13:ASN:ND2	2.50	0.43
36:DP:97:PRO:C	36:DP:99:LEU:N	2.71	0.43
38:DR:104:ARG:NH1	38:DR:109:ALA:HB3	2.33	0.43
39:DS:62:LYS:N	39:DS:65:VAL:HG23	2.29	0.43
43:DW:55:ALA:HA	43:DW:107:LEU:HD23	2.00	0.43
46:DZ:102:LEU:HD13	46:DZ:123:ASP:CA	2.40	0.43
1:AA:1007:C:H5''	1:AA:1008:C:OP1	2.18	0.43
1:AA:146:A:H62	1:AA:163:C:H42	1.67	0.43
1:AA:22:G:C6	1:AA:23:C:C4	3.06	0.43
1:AA:551:G:C6	1:AA:552:C:C4	3.07	0.43
1:AA:730:C:C5	1:AA:731:C:C4	3.06	0.43
1:AA:806:G:C6	1:AA:807:C:C4	3.06	0.43
2:AB:51:LEU:HD23	2:AB:201:ILE:HD12	1.99	0.43
3:AC:119:ARG:HE	3:AC:140:ARG:NE	2.16	0.43
5:AE:28:PHE:HD1	5:AE:28:PHE:N	2.16	0.43
6:AF:63:TYR:N	6:AF:63:TYR:HD2	2.17	0.43
7:AG:47:CYS:HA	7:AG:50:ILE:CG1	2.44	0.43
7:AG:50:ILE:HG21	7:AG:58:PRO:CA	2.41	0.43
8:AH:44:PHE:HA	8:AH:79:VAL:HG11	2.01	0.43
1:AA:1273:U:H5'	9:AI:38:GLN:OE1	2.19	0.43
9:AI:47:LEU:N	9:AI:47:LEU:CD1	2.81	0.43
10:AJ:24:VAL:CG2	10:AJ:72:VAL:HG11	2.48	0.43
12:AL:26:ALA:O	12:AL:33:ARG:HD2	2.18	0.43
13:AM:97:PRO:HD3	13:AM:110:ARG:CD	2.48	0.43
23:AV:22:A:N6	23:AV:47:G:C4	2.87	0.43
22:AW:31:A:H2'	22:AW:32:U:O4'	2.19	0.43
48:B1:3:LYS:CG	48:B1:4:VAL:H	2.15	0.43
48:B1:8:SER:HB3	48:B1:66:HIS:NE2	2.33	0.43
49:B2:18:PRO:O	49:B2:21:LEU:HB2	2.18	0.43
50:B3:1:MET:HE2	50:B3:44:ARG:NH2	2.34	0.43

Continued on next page...

Continued from previous page...

Atom-1	Atom-2	Interatomic distance (Å)	Clash overlap (Å)
44:BX:60:ARG:NH2	54:B7:47:ARG:NH2	2.65	0.43
54:B7:6:GLN:HA	54:B7:7:PRO:HD2	1.82	0.43
25:BA:105:C:H5'	25:BA:105:C:C6	2.53	0.43
25:BA:1141:U:C5	34:BN:64:GLY:HA3	2.54	0.43
25:BA:1386:C:H2'	25:BA:1387:C:H6	1.82	0.43
25:BA:1600:C:O2'	25:BA:1601:G:H5'	2.18	0.43
25:BA:1658:C:N4	25:BA:1659:U:O4	2.52	0.43
25:BA:1668:A:H4'	25:BA:1669:A:O5'	2.18	0.43
25:BA:1966:A:N3	25:BA:2592:G:O2'	2.45	0.43
25:BA:2164:C:H3'	25:BA:2165:G:C8	2.53	0.43
25:BA:246:C:C2'	25:BA:247:G:H5'	2.49	0.43
25:BA:2681:C:C4'	25:BA:2682:U:OP1	2.56	0.43
25:BA:2689:U:H4'	25:BA:2690:C:C6	2.49	0.43
25:BA:337:C:H2'	25:BA:338:G:O5'	2.18	0.43
25:BA:365:C:C6	25:BA:365:C:H5'	2.32	0.43
25:BA:904:C:H1'	46:BZ:169:GLU:OE2	2.19	0.43
28:BD:81:ALA:HA	28:BD:113:VAL:CG1	2.49	0.43
28:BD:176:ARG:CG	28:BD:176:ARG:HH11	2.28	0.43
28:BD:227:ASN:HB3	28:BD:228:PRO:HD2	1.99	0.43
29:BE:201:THR:HG21	29:BE:203:LYS:HG2	1.99	0.43
29:BE:35:GLN:HG2	29:BE:36:ARG:N	2.33	0.43
29:BE:47:VAL:HG23	29:BE:84:PHE:O	2.18	0.43
30:BF:41:LEU:HD11	30:BF:184:TYR:CE1	2.52	0.43
25:BA:2303:G:O3'	31:BG:124:SER:HA	2.18	0.43
31:BG:125:PHE:HB2	31:BG:166:ASP:OD2	2.18	0.43
32:BH:132:ARG:HG2	32:BH:132:ARG:HH11	1.82	0.43
33:BI:56:LYS:HE3	33:BI:56:LYS:HB2	1.38	0.43
33:BI:83:ALA:HB1	33:BI:88:ILE:HD12	1.95	0.43
34:BN:59:LYS:O	34:BN:60:ILE:C	2.56	0.43
35:BO:88:ASN:CA	35:BO:94:ARG:HE	2.30	0.43
36:BP:101:VAL:HG23	36:BP:102:ARG:N	2.33	0.43
37:BQ:85:LYS:CG	47:B0:7:LEU:HD13	2.49	0.43
39:BS:48:LEU:CD1	39:BS:48:LEU:H	2.31	0.43
39:BS:53:SER:O	39:BS:56:LEU:HB3	2.19	0.43
39:BS:62:LYS:N	39:BS:65:VAL:HG23	2.30	0.43
39:BS:87:PHE:O	39:BS:88:ASP:HB2	2.19	0.43
25:BA:143(A):C:H4'	44:BX:38:GLU:OE1	2.19	0.43
45:BY:31:LEU:CB	45:BY:32:PRO:CA	2.95	0.43
46:BZ:61:LEU:HB2	46:BZ:65:GLN:HB2	2.00	0.43
46:BZ:6:LYS:NZ	46:BZ:6:LYS:HB2	2.33	0.43
1:CA:1040:G:N2	10:CJ:53:PRO:HG3	2.34	0.43

Continued on next page...

Continued from previous page...

Atom-1	Atom-2	Interatomic distance (Å)	Clash overlap (Å)
1:CA:12:U:O2'	1:CA:509:C:H4'	2.18	0.43
1:CA:1369:G:C6	1:CA:1370:C:N4	2.87	0.43
1:CA:1432:C:O2	1:CA:1433:G:N2	2.49	0.43
1:CA:1478:C:N4	1:CA:1481:G:C2	2.87	0.43
1:CA:901:C:O2'	1:CA:1479:A:N6	2.52	0.43
1:CA:1489:U:H2'	1:CA:1490:A:C8	2.54	0.43
1:CA:15:G:H2'	1:CA:16:A:C8	2.54	0.43
1:CA:246:G:N2	1:CA:248:U:C5	2.86	0.43
1:CA:498:G:C2	1:CA:520:G:C2	3.06	0.43
2:CB:178:ARG:HG3	8:CH:72:PRO:CA	2.49	0.43
4:CD:30:LYS:O	4:CD:32:ALA:N	2.51	0.43
6:CF:39:LYS:CG	6:CF:40:VAL:H	2.29	0.43
7:CG:50:ILE:O	7:CG:54:THR:O	2.36	0.43
8:CH:82:HIS:C	8:CH:82:HIS:HD2	2.19	0.43
9:CI:92:TYR:N	9:CI:92:TYR:HD1	2.15	0.43
10:CJ:92:THR:HG23	10:CJ:93:GLY:N	2.34	0.43
10:CJ:98:ILE:O	10:CJ:98:ILE:HG22	2.18	0.43
12:CL:102:ARG:HB3	12:CL:108:ALA:O	2.18	0.43
13:CM:79:LYS:O	13:CM:82:MET:SD	2.77	0.43
13:CM:91:ARG:HB3	13:CM:96:LEU:O	2.18	0.43
21:CU:6:ARG:NE	21:CU:15:ARG:NH1	2.66	0.43
22:CW:14:A:N1	22:CW:15:G:C1'	2.81	0.43
22:CW:34:G:O6	24:CX:14:A:C2	2.71	0.43
22:CW:69:G:C2'	22:CW:70:G:H5''	2.48	0.43
22:CY:36:A:C2	24:CX:20:U:C2	3.06	0.43
48:D1:51:VAL:HG12	48:D1:58:ILE:O	2.19	0.43
49:D2:18:PRO:O	49:D2:21:LEU:HB2	2.18	0.43
53:D6:42:TRP:HA	53:D6:42:TRP:CE3	2.52	0.43
56:D9:4:ARG:O	56:D9:36:GLN:HA	2.18	0.43
25:DA:1048:A:H4'	25:DA:1049:C:C5	2.53	0.43
25:DA:1188:U:H4'	42:DV:79:VAL:CG2	2.48	0.43
25:DA:1221(A):C:O2'	25:DA:1222:C:H5'	2.18	0.43
25:DA:1331:A:HO2'	25:DA:1332:G:H8	1.67	0.43
25:DA:1344:G:C6	25:DA:1385:G:N7	2.87	0.43
25:DA:1494:A:H3'	25:DA:1494:A:N3	2.34	0.43
25:DA:1509(B):A:H2'	25:DA:1510:G:C8	2.54	0.43
25:DA:2126:A:O2'	25:DA:2127:G:OP2	2.36	0.43
25:DA:2164:C:H3'	25:DA:2165:G:C8	2.53	0.43
25:DA:2236:C:H2'	25:DA:2237:G:C5'	2.49	0.43
25:DA:237:C:O2'	25:DA:238:C:H5'	2.18	0.43
25:DA:2468:G:C5'	37:DQ:120:ILE:CD1	2.96	0.43

Continued on next page...

Continued from previous page...

Atom-1	Atom-2	Interatomic distance (Å)	Clash overlap (Å)
25:DA:2638:G:P	29:DE:82:ARG:NH2	2.91	0.43
25:DA:2681:C:C4'	25:DA:2682:U:OP1	2.56	0.43
25:DA:2683:C:C5'	40:DT:58:ASN:ND2	2.81	0.43
25:DA:271(W):G:C6	25:DA:271(X):G:N1	2.87	0.43
25:DA:351:G:OP2	25:DA:351:G:H8	1.97	0.43
25:DA:389:G:H22	36:DP:71:VAL:HG12	1.83	0.43
25:DA:691:C:O2'	25:DA:692:C:H5'	2.18	0.43
25:DA:948:G:C2	25:DA:970:C:O2	2.71	0.43
25:DA:971:C:O2'	25:DA:972:G:H5'	2.18	0.43
26:DB:30:C:H4'	26:DB:58:A:H2	1.83	0.43
28:DD:81:ALA:HA	28:DD:113:VAL:CG1	2.49	0.43
29:DE:1:MET:SD	29:DE:1:MET:N	2.79	0.43
29:DE:44:TYR:O	29:DE:45:THR:CB	2.64	0.43
29:DE:70:ALA:O	29:DE:71:GLY:O	2.35	0.43
29:DE:93:VAL:C	29:DE:95:ILE:H	2.22	0.43
31:DG:131:TYR:O	31:DG:159:VAL:HG13	2.19	0.43
31:DG:39:ILE:HD11	31:DG:155:MET:CB	2.40	0.43
31:DG:97:ASP:O	31:DG:98:ARG:C	2.56	0.43
33:DI:110:ASP:C	33:DI:114:LEU:HD21	2.39	0.43
35:DO:31:LYS:HD3	35:DO:31:LYS:HA	1.63	0.43
38:DR:28:LEU:CA	38:DR:34:ILE:HG13	2.48	0.43
45:DY:36:ALA:HB1	45:DY:66:PRO:HB2	2.00	0.43
1:AA:1054:G:H21	2:AB:107:THR:HG21	1.83	0.43
1:AA:1116:G:H2'	1:AA:1117:U:H5'	1.98	0.43
1:AA:21:G:H2'	1:AA:22:G:C8	2.53	0.43
1:AA:385:C:H2'	1:AA:386:G:H8	1.83	0.43
1:AA:396:C:N3	1:AA:397:G:N7	2.67	0.43
1:AA:794:C:H4'	1:AA:877:A:N6	2.33	0.43
1:AA:74:C:H42	1:AA:88:G:H1	1.67	0.43
2:AB:37:ASN:O	2:AB:39:ILE:N	2.46	0.43
3:AC:142:MET:C	3:AC:144:SER:H	2.22	0.43
5:AE:90:VAL:O	5:AE:91:LEU:HD12	2.18	0.43
7:AG:148:ASN:O	7:AG:150:ALA:N	2.51	0.43
7:AG:151:TYR:O	7:AG:154:TYR:HB2	2.18	0.43
9:AI:116:LYS:HA	9:AI:116:LYS:HD3	1.73	0.43
9:AI:46:ALA:HB2	9:AI:74:ILE:HG23	2.00	0.43
1:AA:949:C:O3'	10:AJ:57:LYS:CG	2.66	0.43
14:AN:50:LYS:HG3	14:AN:50:LYS:H	1.66	0.43
23:AV:14:A:H2'	23:AV:14:A:N3	2.34	0.43
23:AV:1:C:N4	23:AV:74:A:C2	2.86	0.43
23:AV:66:C:C4'	23:AV:66:C:C6	3.02	0.43

Continued on next page...

Continued from previous page...

Atom-1	Atom-2	Interatomic distance (Å)	Clash overlap (Å)
48:B1:23:LYS:CD	48:B1:28:GLY:HA3	2.49	0.43
25:BA:2230:G:O2'	48:B1:43:TYR:O	2.30	0.43
54:B7:1:MET:SD	54:B7:3:ARG:NH2	2.92	0.43
25:BA:1048:A:H4'	25:BA:1049:C:C5	2.53	0.43
25:BA:1109:C:C5	25:BA:1110:G:C5	3.06	0.43
25:BA:1142(A):A:C5	25:BA:1144:G:C5	3.07	0.43
25:BA:1309:G:P	54:B7:9:ARG:HD2	2.58	0.43
25:BA:1438:U:O2'	25:BA:1439:A:H5'	2.18	0.43
25:BA:1847:A:H3'	25:BA:1848:A:C5'	2.48	0.43
25:BA:2033:A:O2'	25:BA:2034:U:O5'	2.36	0.43
25:BA:2134:A:N6	25:BA:2157:G:C1'	2.73	0.43
25:BA:2150:U:H2'	25:BA:2151:G:H8	1.79	0.43
25:BA:2287:A:C2	25:BA:2346:A:C2	3.06	0.43
25:BA:2408:U:O5'	25:BA:2408:U:H6	2.01	0.43
25:BA:2636:U:H4'	29:BE:80:GLU:CD	2.38	0.43
25:BA:2654:A:N1	25:BA:2665:A:H5''	2.34	0.43
25:BA:2667:C:H1'	32:BH:109:PHE:CD2	2.53	0.43
25:BA:2770:G:H5'	25:BA:2771:C:OP2	2.19	0.43
25:BA:330:A:H2	25:BA:1210:A:H2'	1.83	0.43
25:BA:350:U:H2'	25:BA:351:G:O4'	2.19	0.43
25:BA:792:G:C5'	25:BA:793:A:H5'	2.45	0.43
25:BA:906:G:O3'	37:BQ:67:ARG:NH2	2.50	0.43
26:BB:107:G:C2	26:BB:108:U:C6	3.06	0.43
27:BC:58:VAL:HG22	27:BC:167:LYS:CA	2.49	0.43
28:BD:142:VAL:CG2	28:BD:192:THR:O	2.66	0.43
29:BE:101:ARG:HH21	29:BE:171:GLU:N	2.16	0.43
29:BE:117:MET:O	29:BE:118:LYS:HB2	2.19	0.43
29:BE:52:LEU:HA	29:BE:53:PRO:HD3	1.50	0.43
30:BF:20:LEU:C	30:BF:24:LEU:HD23	2.38	0.43
32:BH:130:ARG:NH1	32:BH:132:ARG:HH21	2.16	0.43
36:BP:9:ASN:C	36:BP:11:GLY:N	2.71	0.43
38:BR:10:LEU:HB3	38:BR:17:ARG:HD2	2.00	0.43
43:BW:55:ALA:HA	43:BW:107:LEU:HD23	1.99	0.43
43:BW:27:LYS:O	43:BW:70:TYR:HB2	2.17	0.43
44:BX:63:LYS:HB3	44:BX:72:LYS:HG3	2.01	0.43
45:BY:37:VAL:O	45:BY:38:ILE:HG12	2.19	0.43
46:BZ:150:LEU:CD2	46:BZ:171:ILE:HG13	2.38	0.43
1:CA:1134:A:H2'	1:CA:1135:C:C6	2.50	0.43
1:CA:1257:G:H2'	1:CA:1258:C:O4'	2.18	0.43
1:CA:898:U:H2'	1:CA:899:G:O4'	2.18	0.43
1:CA:921:G:O2'	1:CA:1320:A:N6	2.52	0.43

Continued on next page...

Continued from previous page...

Atom-1	Atom-2	Interatomic distance (Å)	Clash overlap (Å)
2:CB:19:HIS:CG	2:CB:189:ASP:OD2	2.72	0.43
2:CB:77:ALA:CB	2:CB:211:ILE:CD1	2.96	0.43
4:CD:108:LEU:O	4:CD:110:PHE:CD1	2.71	0.43
5:CE:65:ASN:C	5:CE:66:MET:HG2	2.39	0.43
6:CF:63:TYR:N	6:CF:63:TYR:HD2	2.17	0.43
8:CH:38:ILE:HG12	8:CH:41:ARG:HH11	1.83	0.43
9:CI:95:LYS:N	9:CI:98:PRO:HD2	2.33	0.43
10:CJ:13:HIS:C	10:CJ:13:HIS:ND1	2.71	0.43
1:CA:1207:C:N4	13:CM:104:ARG:HD2	2.33	0.43
13:CM:50:GLU:O	13:CM:54:VAL:HG23	2.18	0.43
17:CQ:29:HIS:CE1	17:CQ:31:LEU:H	2.33	0.43
17:CQ:75:ARG:HG3	17:CQ:75:ARG:NH1	2.33	0.43
19:CS:9:VAL:CG1	19:CS:11:VAL:HG12	2.48	0.43
23:CV:15:G:H22	23:CV:49:C:N4	2.10	0.43
22:CW:53:G:N1	22:CW:54:U:C4	2.86	0.43
22:CY:36:A:H2	24:CX:20:U:C2	2.36	0.43
48:D1:8:SER:HB3	48:D1:66:HIS:NE2	2.33	0.43
53:D6:11:LEU:HD13	53:D6:12:GLU:N	2.34	0.43
55:D8:64:TYR:N	55:D8:64:TYR:CD1	2.86	0.43
25:DA:1378:A:OP1	54:D7:10:ARG:NH2	2.51	0.43
25:DA:142:A:H1'	25:DA:1408:C:O4'	2.18	0.43
25:DA:1655:A:H4'	29:DE:115:GLY:N	2.34	0.43
1:CA:1473:C:H4'	25:DA:1920:C:O2'	2.19	0.43
25:DA:1986:A:H3'	25:DA:1987:G:H5''	1.94	0.43
25:DA:2136:C:N4	25:DA:2155:G:N1	2.67	0.43
25:DA:2308:G:H2'	25:DA:2309:A:H8	1.80	0.43
25:DA:644:A:N6	25:DA:2349:G:H1'	2.33	0.43
25:DA:2521:C:O2'	25:DA:2564:A:N3	2.34	0.43
25:DA:886:C:C2	25:DA:889:C:N4	2.86	0.43
26:DB:69:G:C2	26:DB:70:C:N3	2.86	0.43
26:DB:73:A:C2'	26:DB:74:U:H5'	2.47	0.43
28:DD:142:VAL:CG2	28:DD:192:THR:O	2.66	0.43
28:DD:43:ARG:HG2	28:DD:54:ARG:O	2.19	0.43
29:DE:101:ARG:HH21	29:DE:171:GLU:N	2.17	0.43
30:DF:57:VAL:CG1	30:DF:59:TYR:HD1	2.31	0.43
33:DI:145:VAL:CG1	33:DI:146:ALA:N	2.68	0.43
35:DO:12:ASP:OD2	35:DO:12:ASP:N	2.52	0.43
36:DP:48:PRO:HG2	36:DP:49:ARG:N	2.29	0.43
37:DQ:25:ASP:N	37:DQ:25:ASP:OD1	2.52	0.43
37:DQ:81:VAL:CG2	47:D0:7:LEU:CD2	2.96	0.43
42:DV:28:GLU:HB3	42:DV:29:PRO:CD	2.48	0.43

Continued on next page...

Continued from previous page...

Atom-1	Atom-2	Interatomic distance (Å)	Clash overlap (Å)
42:DV:49:THR:CB	42:DV:50:PRO:HD2	2.47	0.43
44:DX:36:LYS:HD2	44:DX:54:VAL:O	2.18	0.43
45:DY:16:ALA:HB1	45:DY:21:LYS:HZ3	1.84	0.43
46:DZ:132:ASN:HB3	46:DZ:159:PRO:O	2.19	0.43
1:AA:1173:C:C5	1:AA:1174:G:C8	3.07	0.43
1:AA:1478:C:OP2	1:AA:1481:G:H2'	2.18	0.43
1:AA:264:C:H2'	1:AA:265:A:C8	2.53	0.43
1:AA:268:A:N6	1:AA:269:A:N6	2.66	0.43
1:AA:752:G:OP2	1:AA:786:G:O2'	2.34	0.43
3:AC:6:HIS:CD2	3:AC:8:ILE:H	2.37	0.43
4:AD:127:THR:HG23	4:AD:149:ALA:HB2	2.01	0.43
4:AD:43:HIS:O	4:AD:44:GLY:C	2.57	0.43
12:AL:119:LYS:C	12:AL:120:TYR:CD1	2.92	0.43
1:AA:958:U:H5'	14:AN:21:TYR:OH	2.18	0.43
22:AW:50:U:C4	22:AW:51:U:C4	3.07	0.43
49:B2:14:ARG:NH1	49:B2:14:ARG:HG3	2.26	0.43
49:B2:3:LEU:HD23	49:B2:3:LEU:O	2.18	0.43
50:B3:23:LEU:CD1	50:B3:50:VAL:HG11	2.49	0.43
55:B8:29:LYS:CE	55:B8:44:LYS:HB3	2.49	0.43
25:BA:125:G:H21	54:B7:48:LYS:CD	2.31	0.43
25:BA:1493:C:C4	25:BA:2206:G:O2'	2.68	0.43
25:BA:2162:G:O3'	25:BA:2172:U:O2'	2.24	0.43
25:BA:2336:A:H61	47:B0:43:THR:CG2	2.31	0.43
25:BA:271(G):C:O2'	25:BA:271(H):G:H5'	2.18	0.43
25:BA:2825:C:H2'	25:BA:2826:A:O4'	2.19	0.43
25:BA:351:G:H8	25:BA:351:G:P	2.42	0.43
25:BA:36:G:H4'	25:BA:451:C:C2	2.53	0.43
25:BA:811:U:OP1	36:BP:30:THR:HG22	2.19	0.43
25:BA:857:C:H5'	47:B0:77:ARG:NH2	2.29	0.43
13:AM:94:ARG:NH2	25:BA:887:A:C4	2.87	0.43
25:BA:910:A:C5	37:BQ:13:GLN:CG	2.95	0.43
25:BA:953:A:C6	25:BA:965:C:N3	2.86	0.43
25:BA:953:A:N6	25:BA:965:C:N4	2.67	0.43
26:BB:30:C:H4'	26:BB:58:A:H2	1.83	0.43
26:BB:69:G:N2	26:BB:70:C:C2	2.87	0.43
27:BC:78:ALA:HB1	27:BC:82:LYS:HB2	2.00	0.43
29:BE:120:TRP:NE1	29:BE:155:LYS:HB3	2.34	0.43
30:BF:168:ARG:C	30:BF:170:LEU:H	2.22	0.43
30:BF:46:ARG:NH1	30:BF:46:ARG:CG	2.77	0.43
30:BF:8:GLN:HB2	30:BF:124:LEU:HD11	2.00	0.43
31:BG:164:GLU:O	31:BG:165:THR:C	2.57	0.43

Continued on next page...

Continued from previous page...

Atom-1	Atom-2	Interatomic distance (Å)	Clash overlap (Å)
31:BG:53:LEU:N	31:BG:53:LEU:CD2	2.81	0.43
32:BH:153:LYS:HD3	32:BH:153:LYS:O	2.19	0.43
32:BH:26:VAL:HG11	32:BH:76:VAL:HA	2.01	0.43
33:BI:114:LEU:O	33:BI:115:ALA:CB	2.65	0.43
36:BP:115:LEU:CD2	36:BP:115:LEU:N	2.82	0.43
37:BQ:81:VAL:CG2	47:B0:7:LEU:CD2	2.97	0.43
39:BS:16:ASN:O	39:BS:20:ARG:NH2	2.51	0.43
42:BV:61:VAL:HA	42:BV:94:LEU:HD23	1.99	0.43
45:BY:30:VAL:CG1	45:BY:31:LEU:N	2.81	0.43
46:BZ:128:VAL:HG22	46:BZ:129:SER:H	1.84	0.43
46:BZ:74:VAL:HG22	46:BZ:86:VAL:CG1	2.49	0.43
1:CA:1259:U:C3'	1:CA:1259:U:C6	3.01	0.43
1:CA:1266:A:H8	1:CA:1266:A:OP1	2.00	0.43
1:CA:1456:C:H2'	1:CA:1457:G:H8	1.83	0.43
1:CA:41:G:H2'	1:CA:42:G:H8	1.82	0.43
1:CA:482:A:N6	1:CA:530:A:C8	2.87	0.43
1:CA:57:G:H2'	1:CA:58:C:H6	1.80	0.43
1:CA:718:C:H2'	1:CA:719:C:H6	1.84	0.43
1:CA:740:U:H2'	1:CA:741:G:O4'	2.18	0.43
1:CA:896:A:O5'	1:CA:896:A:H8	2.02	0.43
1:CA:917:C:H2'	1:CA:918:G:C8	2.53	0.43
2:CB:134:GLU:CA	2:CB:137:ARG:HB3	2.47	0.43
2:CB:112:VAL:CG1	2:CB:153:ARG:HA	2.47	0.43
2:CB:219:VAL:HA	2:CB:222:ILE:HG13	2.00	0.43
2:CB:24:TRP:HB3	2:CB:40:HIS:CE1	2.53	0.43
2:CB:80:ILE:CD1	2:CB:212:GLN:HA	2.48	0.43
3:CC:188:LEU:O	3:CC:189:ALA:HB2	2.18	0.43
3:CC:66:VAL:O	3:CC:66:VAL:HG12	2.19	0.43
6:CF:3:ARG:NH1	6:CF:38:GLU:OE1	2.51	0.43
6:CF:75:LEU:O	6:CF:78:GLU:HB3	2.19	0.43
7:CG:50:ILE:HG21	7:CG:58:PRO:CA	2.39	0.43
7:CG:59:LEU:HD23	7:CG:60:LYS:N	2.33	0.43
8:CH:109:ILE:CG1	8:CH:110:ALA:H	2.23	0.43
1:CA:1135:C:P	10:CJ:13:HIS:HE2	2.41	0.43
10:CJ:48:THR:HG22	10:CJ:49:VAL:N	2.33	0.43
10:CJ:40:LEU:CG	10:CJ:69:ASN:HB3	2.43	0.43
13:CM:14:ARG:HB2	13:CM:16:ASP:OD2	2.18	0.43
15:CO:17:ARG:HD3	15:CO:26:GLU:HG3	2.01	0.43
22:CW:14:A:C2	22:CW:15:G:O4'	2.71	0.43
22:CW:1:G:C6	22:CW:2:C:C4	3.06	0.43
22:CY:30:G:C6	22:CY:31:A:N7	2.86	0.43

Continued on next page...

Continued from previous page...

Atom-1	Atom-2	Interatomic distance (Å)	Clash overlap (Å)
22:CY:34:G:H5''	22:CY:35:A:OP2	2.19	0.43
22:CY:37:A:C6	22:CY:38:A:C4	3.07	0.43
54:D7:6:GLN:HA	54:D7:7:PRO:HD2	1.82	0.43
55:D8:61:LEU:N	55:D8:63:PRO:HD2	2.33	0.43
25:DA:1289:C:H2'	25:DA:1290:C:C6	2.54	0.43
25:DA:1503:U:C4	25:DA:1504:C:N4	2.83	0.43
25:DA:1653:G:O6	38:DR:11:ASN:HB2	2.19	0.43
1:CA:685:A:C5	25:DA:1848:A:C4	3.06	0.43
25:DA:188:G:C2'	25:DA:189:G:H5'	2.48	0.43
25:DA:2127:G:H5'	27:DC:36:LYS:HZ3	1.82	0.43
25:DA:2168:G:C2	25:DA:2171:A:C8	3.07	0.43
25:DA:1453:U:C5	25:DA:2702:U:O4	2.71	0.43
25:DA:2801(A):A:C2	25:DA:2803:C:O2	2.71	0.43
25:DA:2810:A:C2'	29:DE:61:ARG:CZ	2.97	0.43
25:DA:904:C:HO2'	46:DZ:169:GLU:CD	2.22	0.43
25:DA:957:A:N1	25:DA:2458:G:H4'	2.33	0.43
27:DC:187:ASP:O	27:DC:189:ILE:N	2.50	0.43
28:DD:241:PRO:O	28:DD:242:ARG:HB2	2.19	0.43
29:DE:35:GLN:HG2	29:DE:36:ARG:N	2.33	0.43
30:DF:8:GLN:HB2	30:DF:124:LEU:HD11	2.00	0.43
31:DG:125:PHE:HB2	31:DG:166:ASP:OD2	2.18	0.43
31:DG:14:GLU:O	31:DG:17:PRO:HG2	2.18	0.43
31:DG:91:ARG:C	31:DG:91:ARG:CD	2.87	0.43
33:DI:80:PRO:O	33:DI:81:VAL:C	2.57	0.43
34:DN:133:GLN:O	34:DN:134:ARG:HG3	2.18	0.43
34:DN:42:TRP:CE3	34:DN:48:MET:HE1	2.53	0.43
34:DN:62:VAL:HG22	34:DN:66:LYS:HD2	1.99	0.43
34:DN:78:TYR:N	34:DN:78:TYR:HD1	2.15	0.43
36:DP:83:VAL:HG23	36:DP:105:LEU:HD12	2.01	0.43
39:DS:26:LEU:HA	39:DS:38:GLN:O	2.18	0.43
45:DY:30:VAL:CG1	45:DY:31:LEU:N	2.81	0.43
45:DY:37:VAL:O	45:DY:38:ILE:HG12	2.19	0.43
1:AA:1004:G:OP2	1:AA:1005:C:N4	2.51	0.43
1:AA:1078:C:H2'	1:AA:1079:C:C6	2.54	0.43
1:AA:142:G:C2	1:AA:143:A:N7	2.86	0.43
3:AC:54:ARG:NH1	3:AC:56:ASP:HB2	2.34	0.43
4:AD:33:MET:HA	4:AD:33:MET:CE	2.49	0.43
5:AE:76:ILE:HG13	5:AE:77:PRO:HD2	2.00	0.43
5:AE:7:GLU:HG2	5:AE:37:ARG:HH21	1.84	0.43
6:AF:21:LEU:HD13	6:AF:24:GLU:OE1	2.19	0.43
7:AG:43:PHE:O	7:AG:43:PHE:HD1	2.01	0.43

Continued on next page...

Continued from previous page...

Atom-1	Atom-2	Interatomic distance (Å)	Clash overlap (Å)
11:AK:48:ILE:CD1	11:AK:64:ALA:HA	2.45	0.43
13:AM:96:LEU:HA	13:AM:110:ARG:HD3	1.98	0.43
13:AM:65:LYS:HG3	13:AM:66:LEU:H	1.83	0.43
1:AA:372:G:OP1	16:AP:3:LYS:HD2	2.18	0.43
18:AR:82:THR:CG2	18:AR:83:GLU:H	2.30	0.43
23:AV:20:G:N1	23:AV:58:A:N3	2.66	0.43
22:AW:68:C:O2'	22:AW:69:G:H5'	2.19	0.43
23:AV:36:A:H61	24:AX:17:U:H3	1.66	0.43
47:B0:49:LYS:HB2	47:B0:80:HIS:HB3	2.01	0.43
25:BA:1796:U:H2'	25:BA:1797:C:H6	1.83	0.43
25:BA:2181:G:O2'	25:BA:2182:G:H5'	2.18	0.43
25:BA:2287:A:N3	25:BA:2289:G:C8	2.87	0.43
25:BA:297:C:C2'	25:BA:298:G:C5'	2.81	0.43
25:BA:389:G:N1	36:BP:71:VAL:CG1	2.78	0.43
25:BA:920:G:O2'	25:BA:921:G:H5'	2.19	0.43
25:BA:569:U:H1'	25:BA:947:G:O4'	2.18	0.43
27:BC:42:GLU:H	27:BC:213:TYR:H	1.67	0.43
28:BD:158:ALA:O	28:BD:161:THR:HG23	2.18	0.43
29:BE:45:THR:CG2	29:BE:83:ASP:HA	2.45	0.43
30:BF:181:LEU:HB3	30:BF:205:ARG:HH12	1.84	0.43
31:BG:106:LEU:CA	31:BG:110:ALA:HB3	2.44	0.43
31:BG:165:THR:HG1	31:BG:168:GLU:H	1.63	0.43
32:BH:89:ILE:O	32:BH:161:GLY:O	2.36	0.43
34:BN:126:PRO:O	34:BN:127:ASP:CB	2.66	0.43
34:BN:57:ALA:O	34:BN:58:ASP:C	2.56	0.43
36:BP:51:PHE:CE1	36:BP:52:GLU:OE1	2.72	0.43
30:BF:187:VAL:HG12	36:BP:7:ARG:NH2	2.33	0.43
37:BQ:62:GLY:H	37:BQ:109:VAL:HG23	1.84	0.43
39:BS:17:ARG:H	39:BS:17:ARG:HG2	1.65	0.43
39:BS:28:VAL:CG1	39:BS:29:PHE:N	2.81	0.43
42:BV:41:GLY:N	42:BV:45:THR:HB	2.32	0.43
45:BY:20:TYR:CE1	45:BY:42:VAL:HG22	2.54	0.43
46:BZ:3:TYR:CD1	46:BZ:3:TYR:N	2.85	0.43
1:CA:1086:G:H2'	1:CA:1087:A:O4'	2.19	0.43
1:CA:1095:C:O5'	1:CA:1095:C:H6	2.01	0.43
1:CA:1329:U:H2'	1:CA:1330:A:H8	1.83	0.43
1:CA:902:G:C4	1:CA:1374:G:N2	2.87	0.43
1:CA:1407:U:H1'	1:CA:1453:G:N2	2.33	0.43
1:CA:902:G:C2	1:CA:1374:G:C2	3.06	0.43
2:CB:69:LEU:HB2	2:CB:159:PRO:HG2	2.01	0.43
3:CC:196:LEU:HB3	3:CC:197:GLY:H	1.72	0.43

Continued on next page...

Continued from previous page...

Atom-1	Atom-2	Interatomic distance (Å)	Clash overlap (Å)
3:CC:77:ILE:O	3:CC:83:ARG:HB3	2.19	0.43
7:CG:78:ARG:NE	7:CG:79:ARG:O	2.51	0.43
7:CG:95:ARG:NH1	7:CG:95:ARG:HG3	2.33	0.43
10:CJ:63:PHE:CD2	10:CJ:63:PHE:N	2.85	0.43
11:CK:34:ASP:OD2	11:CK:36:ASP:N	2.52	0.43
13:CM:72:ALA:HA	13:CM:75:ALA:HB2	2.00	0.43
22:CW:13:C:C2	22:CW:23:A:N1	2.87	0.43
47:D0:43:THR:HG23	47:D0:43:THR:O	2.18	0.43
50:D3:31:LEU:O	50:D3:33:GLN:N	2.52	0.43
54:D7:29:LYS:O	54:D7:32:LYS:HB3	2.19	0.43
54:D7:43:THR:CG2	54:D7:44:PRO:N	2.81	0.43
55:D8:29:LYS:CE	55:D8:44:LYS:HB3	2.49	0.43
25:DA:1710:C:O2'	25:DA:1711:C:H5'	2.18	0.43
25:DA:1819:A:O4'	25:DA:1821:A:C8	2.71	0.43
25:DA:1992:G:C4'	25:DA:1993:U:OP1	2.53	0.43
25:DA:2128:C:O5'	27:DC:35:ALA:CB	2.61	0.43
25:DA:2146:C:H4'	25:DA:2147:G:C8	2.52	0.43
25:DA:2134:A:N3	25:DA:2159:G:H1'	2.30	0.43
25:DA:271(F):C:H2'	25:DA:271(G):C:C6	2.49	0.43
25:DA:272:G:C6	25:DA:272(B):G:N2	2.86	0.43
25:DA:478:A:C6	25:DA:480:A:C6	3.06	0.43
25:DA:874:G:O2'	25:DA:875:G:H5'	2.19	0.43
13:CM:94:ARG:CZ	25:DA:887:A:C3'	2.93	0.43
25:DA:958:U:O2	26:DB:90:A:H4'	2.19	0.43
27:DC:214:VAL:O	27:DC:216:THR:N	2.51	0.43
29:DE:120:TRP:NE1	29:DE:155:LYS:HB3	2.34	0.43
29:DE:24:THR:HG23	29:DE:24:THR:O	2.19	0.43
30:DF:168:ARG:C	30:DF:170:LEU:H	2.22	0.43
30:DF:20:LEU:C	30:DF:24:LEU:HD23	2.38	0.43
31:DG:43:LEU:CB	31:DG:88:ILE:HG12	2.39	0.43
33:DI:5:LEU:C	33:DI:6:LEU:HD23	2.39	0.43
33:DI:6:LEU:HD12	33:DI:34:GLY:O	2.18	0.43
37:DQ:10:ARG:HG3	37:DQ:10:ARG:NH1	2.32	0.43
39:DS:101:LEU:HD22	39:DS:101:LEU:O	2.19	0.43
39:DS:48:LEU:CD1	39:DS:48:LEU:H	2.31	0.43
35:DO:104:ARG:HH12	40:DT:35:LYS:CG	2.32	0.43
46:DZ:128:VAL:HG22	46:DZ:129:SER:H	1.84	0.43
1:AA:1267:A:C8	1:AA:1268:A:H4'	2.54	0.43
1:AA:1294:U:C6	1:AA:1294:U:O5'	2.62	0.43
1:AA:136:G:N1	1:AA:137:A:C5	2.87	0.43
1:AA:398:C:H2'	1:AA:399:U:C6	2.53	0.43

Continued on next page...

Continued from previous page...

Atom-1	Atom-2	Interatomic distance (Å)	Clash overlap (Å)
2:AB:223:ILE:O	2:AB:227:GLY:N	2.52	0.43
2:AB:74:LYS:C	2:AB:76:GLN:N	2.71	0.43
4:AD:39:PRO:O	4:AD:44:GLY:HA3	2.17	0.43
5:AE:110:LEU:HD13	5:AE:118:ILE:HG21	2.00	0.43
5:AE:65:ASN:C	5:AE:66:MET:HG2	2.38	0.43
10:AJ:51:ARG:HE	10:AJ:61:GLU:HB2	1.83	0.43
13:AM:3:ARG:HG2	13:AM:9:ILE:HG13	2.01	0.43
15:AO:38:ARG:HG2	15:AO:38:ARG:HH11	1.83	0.43
1:AA:565:U:OP1	15:AO:68:ARG:NH2	2.52	0.43
19:AS:22:LEU:HD13	19:AS:27:GLU:CB	2.49	0.43
19:AS:45:VAL:C	19:AS:47:HIS:N	2.63	0.43
22:AW:28:G:N2	22:AW:43:C:O2	2.52	0.43
22:AW:9:A:O2'	22:AW:10:G:N7	2.52	0.43
53:B6:36:LEU:HD13	53:B6:50:ARG:HH11	1.83	0.43
55:B8:38:GLY:O	55:B8:42:ARG:HB3	2.19	0.43
55:B8:49:VAL:C	55:B8:53:PRO:HG3	2.38	0.43
25:BA:109:G:C2'	25:BA:110:G:O5'	2.67	0.43
25:BA:1363:C:H2'	25:BA:1364:G:H8	1.84	0.43
25:BA:1407:C:H42	25:BA:1595:G:H1	1.66	0.43
25:BA:1488:G:C2	25:BA:1489:U:O2	2.72	0.43
1:AA:1452:G:H4'	25:BA:1689:A:H4'	2.00	0.43
25:BA:2206:G:N3	25:BA:2206:G:H3'	2.34	0.43
25:BA:2236:C:H2'	25:BA:2237:G:C5'	2.48	0.43
25:BA:644:A:N6	25:BA:2349:G:H1'	2.33	0.43
25:BA:234:C:H2'	25:BA:235:U:H6	1.84	0.43
25:BA:2488:A:H2'	25:BA:2489:G:O4'	2.19	0.43
25:BA:271(H):G:O6	25:BA:271(Q):G:O6	2.35	0.43
25:BA:2813:A:C2'	25:BA:2814:C:H5'	2.49	0.43
25:BA:281:G:N2	25:BA:358:U:C4	2.84	0.43
25:BA:541:C:H2'	25:BA:542:C:C5'	2.42	0.43
25:BA:582:G:H2'	25:BA:583:G:C8	2.54	0.43
25:BA:624:C:C2'	25:BA:625:G:H5'	2.48	0.43
25:BA:848:G:H5'	25:BA:848:G:C8	2.52	0.43
25:BA:956:G:N2	25:BA:959:A:H3'	2.34	0.43
26:BB:75:G:H1	26:BB:103:G:N2	2.16	0.43
28:BD:241:PRO:O	28:BD:242:ARG:HB2	2.19	0.43
32:BH:17:VAL:O	32:BH:19:VAL:HG23	2.19	0.43
33:BI:113:ARG:H	33:BI:113:ARG:HD2	1.83	0.43
34:BN:72:TYR:N	34:BN:72:TYR:CD1	2.87	0.43
35:BO:19:ILE:HG22	35:BO:43:VAL:HA	2.01	0.43
36:BP:111:ARG:CZ	36:BP:149:GLU:HG3	2.48	0.43

Continued on next page...

Continued from previous page...

Atom-1	Atom-2	Interatomic distance (Å)	Clash overlap (Å)
38:BR:13:HIS:O	38:BR:14:SER:C	2.56	0.43
38:BR:53:HIS:O	38:BR:53:HIS:ND1	2.52	0.43
38:BR:60:LEU:O	38:BR:63:ARG:HB3	2.18	0.43
38:BR:82:GLU:C	38:BR:85:PRO:HD2	2.39	0.43
43:BW:20:VAL:HG11	43:BW:44:ALA:HA	2.01	0.43
44:BX:44:GLU:O	44:BX:46:ALA:N	2.45	0.43
45:BY:27:VAL:CA	45:BY:28:LYS:NZ	2.69	0.43
46:BZ:127:LYS:HD3	46:BZ:162:GLU:OE1	2.19	0.43
46:BZ:51:ALA:O	46:BZ:52:SER:HB3	2.19	0.43
46:BZ:99:TYR:HA	46:BZ:125:LEU:HA	2.01	0.43
1:CA:1113:G:H2'	1:CA:1114:C:C6	2.54	0.43
1:CA:1239:G:O2'	1:CA:1240:C:H5'	2.18	0.43
1:CA:1310:A:C2	1:CA:1311:U:C2	3.06	0.43
1:CA:1381:C:C2	1:CA:1383:G:C6	3.07	0.43
1:CA:185:C:H2'	1:CA:186:C:C6	2.54	0.43
1:CA:451:C:C2	1:CA:460:G:C2	3.07	0.43
2:CB:95:GLN:NE2	2:CB:147:LYS:HG2	2.29	0.43
4:CD:96:LEU:N	4:CD:96:LEU:CD1	2.82	0.43
5:CE:12:LEU:C	5:CE:13:ILE:HG13	2.39	0.43
2:CB:178:ARG:CD	8:CH:71:GLY:C	2.82	0.43
8:CH:44:PHE:HA	8:CH:79:VAL:HG12	2.01	0.43
12:CL:113:ARG:NH1	12:CL:120:TYR:CD2	2.87	0.43
1:CA:1208:A:O2'	13:CM:115:LYS:CB	2.67	0.43
14:CN:26:ARG:HD2	14:CN:43:CYS:CB	2.49	0.43
16:CP:6:LEU:HB3	16:CP:17:TYR:HD2	1.84	0.43
16:CP:82:GLN:O	16:CP:83:GLU:HB2	2.19	0.43
23:CV:29:C:C6	23:CV:29:C:H3'	2.54	0.43
23:CV:30:G:C8	23:CV:30:G:O5'	2.67	0.43
23:CV:30:G:C6	23:CV:43:G:C6	3.07	0.43
49:D2:64:LEU:HD22	49:D2:64:LEU:O	2.18	0.43
51:D4:45:GLY:O	51:D4:46:ASN:O	2.37	0.43
55:D8:38:GLY:O	55:D8:42:ARG:HB3	2.19	0.43
25:DA:1313:U:H2'	25:DA:1314:C:H5'	2.00	0.43
25:DA:1488:G:C2	25:DA:1489:U:O2	2.72	0.43
25:DA:1541:G:H5''	25:DA:1542:A:OP2	2.19	0.43
25:DA:1819:A:C4'	25:DA:1820:U:O5'	2.60	0.43
25:DA:1937:A:C8	25:DA:1939:U:H2'	2.54	0.43
25:DA:2206:G:N3	25:DA:2206:G:H3'	2.34	0.43
25:DA:2287:A:N3	25:DA:2289:G:C8	2.87	0.43
25:DA:2813:A:C2'	25:DA:2814:C:H5'	2.49	0.43
25:DA:332:A:O2'	25:DA:333:G:P	2.77	0.43

Continued on next page...

Continued from previous page...

Atom-1	Atom-2	Interatomic distance (Å)	Clash overlap (Å)
25:DA:337:C:H2'	25:DA:338:G:O5'	2.19	0.43
25:DA:351:G:H8	25:DA:351:G:P	2.42	0.43
25:DA:375:C:H2'	25:DA:376:C:C6	2.54	0.43
25:DA:855:G:C6	25:DA:856:C:C4	3.07	0.43
25:DA:892:G:O2'	25:DA:893:C:H5'	2.18	0.43
25:DA:920:G:O2'	25:DA:921:G:H5'	2.19	0.43
25:DA:956:G:N2	25:DA:959:A:H3'	2.34	0.43
26:DB:107:G:C2	26:DB:108:U:N1	2.87	0.43
29:DE:110:GLY:CA	29:DE:162:ALA:H	2.30	0.43
30:DF:181:LEU:HB3	30:DF:205:ARG:HH12	1.84	0.43
36:DP:47:ASP:HB2	36:DP:51:PHE:HB2	2.01	0.43
38:DR:33:ARG:HD2	38:DR:33:ARG:N	2.33	0.43
40:DT:23:ARG:CG	40:DT:120:ARG:HH11	2.31	0.43
42:DV:19:LYS:C	42:DV:20:LEU:HD12	2.39	0.43
42:DV:2:PHE:HB3	42:DV:41:GLY:C	2.39	0.43
44:DX:64:LYS:HE2	44:DX:64:LYS:HB3	1.84	0.43
46:DZ:5:LEU:HD12	46:DZ:6:LYS:N	2.33	0.43
1:AA:1046:G:H5'	1:AA:1048:C:H1'	2.00	0.43
1:AA:1210:A:H2'	1:AA:1211:C:C6	2.54	0.43
1:AA:965:G:H2'	1:AA:966:C:O4'	2.19	0.43
2:AB:102:LEU:HD23	2:AB:182:ILE:HD12	2.00	0.43
2:AB:204:ASN:HD21	2:AB:206:ASP:H	1.66	0.43
4:AD:189:PRO:CB	4:AD:194:LEU:HD21	2.40	0.43
4:AD:81:GLU:CD	4:AD:139:ARG:HH22	2.22	0.43
4:AD:9:CYS:SG	4:AD:31:CYS:C	2.97	0.43
7:AG:95:ARG:HH11	7:AG:95:ARG:HG3	1.84	0.43
8:AH:84:ARG:HG2	8:AH:84:ARG:NH1	2.33	0.43
10:AJ:48:THR:HG22	10:AJ:49:VAL:N	2.33	0.43
10:AJ:63:PHE:HB3	14:AN:58:LYS:HA	1.99	0.43
14:AN:22:THR:HB	14:AN:33:VAL:HG21	2.01	0.43
14:AN:23:ARG:O	14:AN:24:CYS:O	2.37	0.43
15:AO:17:ARG:HD3	15:AO:26:GLU:HG3	2.01	0.43
17:AQ:78:GLU:O	17:AQ:78:GLU:HG3	2.19	0.43
19:AS:6:LYS:CD	19:AS:6:LYS:N	2.79	0.43
22:AW:75:C:C6	22:AW:75:C:C3'	3.02	0.43
22:AY:37:A:C4	22:AY:38:A:H1'	2.53	0.43
52:B5:56:LYS:HD2	52:B5:56:LYS:N	2.34	0.43
55:B8:61:LEU:N	55:B8:63:PRO:HD2	2.33	0.43
25:BA:2528:U:OP1	56:B9:30:PRO:HG2	2.19	0.43
25:BA:109:G:H2'	25:BA:110:G:C8	2.47	0.43
25:BA:10:G:C6	25:BA:2629:A:C8	3.06	0.43

Continued on next page...

Continued from previous page...

Atom-1	Atom-2	Interatomic distance (Å)	Clash overlap (Å)
25:BA:1129:A:C4'	25:BA:2516:G:C4'	2.97	0.43
25:BA:1508:A:H2'	25:BA:1508:A:N3	2.34	0.43
25:BA:1509(B):A:H2'	25:BA:1510:G:C8	2.54	0.43
25:BA:2266:A:H4'	25:BA:2267:A:N3	2.33	0.43
25:BA:2465:C:O2	25:BA:2465:C:H2'	2.19	0.43
25:BA:1983:C:H4'	25:BA:2606:C:H4'	2.01	0.43
25:BA:409:C:O2'	25:BA:410:G:H5'	2.18	0.43
25:BA:624:C:O5'	25:BA:624:C:H6	2.01	0.43
25:BA:855:G:C6	25:BA:856:C:C4	3.07	0.43
27:BC:47:LEU:HB2	27:BC:207:THR:CB	2.49	0.43
27:BC:45:ALA:HB3	27:BC:174:PRO:CB	2.49	0.43
29:BE:176:ILE:HB	29:BE:181:LEU:HB2	2.01	0.43
25:BA:2784:C:H1'	29:BE:37:ARG:NH1	2.33	0.43
29:BE:59:VAL:HG21	29:BE:63:LEU:HD12	2.01	0.43
30:BF:160:ASN:C	30:BF:162:LEU:H	2.21	0.43
31:BG:107:LEU:HD21	31:BG:178:PHE:CE1	2.53	0.43
31:BG:131:TYR:O	31:BG:159:VAL:HG13	2.18	0.43
31:BG:173:LEU:HD22	31:BG:178:PHE:CE2	2.53	0.43
25:BA:2306:C:N3	31:BG:43:LEU:O	2.52	0.43
31:BG:76:SER:HB3	31:BG:84:LYS:HG3	2.00	0.43
31:BG:95:ARG:NH1	31:BG:95:ARG:HG2	2.34	0.43
32:BH:116:GLU:HG2	32:BH:117:PRO:N	2.34	0.43
32:BH:118:PRO:HD2	32:BH:123:PHE:HE1	1.83	0.43
32:BH:19:VAL:HG22	32:BH:24:VAL:HG12	2.01	0.43
34:BN:128:HIS:HA	34:BN:129:PRO:HD2	1.83	0.43
25:BA:1245:G:OP1	36:BP:16:ARG:NE	2.51	0.43
36:BP:51:PHE:CE2	36:BP:52:GLU:O	2.72	0.43
36:BP:75:ILE:N	36:BP:75:ILE:CD1	2.81	0.43
40:BT:64:ARG:NE	40:BT:73:GLU:OE1	2.51	0.43
43:BW:70:TYR:HE2	43:BW:108:GLY:HA3	1.83	0.43
45:BY:31:LEU:HD23	45:BY:36:ALA:H	1.84	0.43
46:BZ:12:GLY:O	46:BZ:13:GLU:HG3	2.18	0.43
1:CA:1398:G:C2	1:CA:1462:U:O2	2.71	0.43
1:CA:261:G:O3'	17:CQ:67:LYS:HB2	2.19	0.43
1:CA:368:A:C2	1:CA:466:A:C6	3.06	0.43
1:CA:558:G:O2'	1:CA:804:G:H5'	2.18	0.43
1:CA:672:C:H2'	1:CA:673:G:O4'	2.18	0.43
2:CB:12:GLU:C	2:CB:14:GLY:N	2.73	0.43
2:CB:187:LEU:HD13	2:CB:187:LEU:O	2.18	0.43
4:AD:195:ALA:O	6:CF:16:GLN:O	2.37	0.43
6:CF:52:ILE:HD12	6:CF:87:ARG:NH2	2.34	0.43

Continued on next page...

Continued from previous page...

Atom-1	Atom-2	Interatomic distance (Å)	Clash overlap (Å)
10:CJ:32:ALA:N	10:CJ:76:ASN:HD22	2.17	0.43
13:CM:37:THR:HG22	13:CM:59:TYR:HB2	2.00	0.43
14:CN:23:ARG:O	14:CN:24:CYS:O	2.37	0.43
14:CN:3:ARG:O	14:CN:7:ILE:HG23	2.18	0.43
17:CQ:59:ILE:HG22	17:CQ:71:PHE:CD1	2.54	0.43
17:CQ:78:GLU:HG3	17:CQ:78:GLU:O	2.18	0.43
18:CR:37:VAL:O	18:CR:41:LYS:HB2	2.18	0.43
19:CS:36:ARG:HB3	19:CS:36:ARG:HH11	1.83	0.43
20:CT:26:ASN:CB	20:CT:71:THR:HG21	2.39	0.43
23:CV:16:C:O2	23:CV:61:U:H4'	2.18	0.43
22:CW:3:C:C2'	22:CW:3:C:O2	2.67	0.43
22:CW:18:G:C6	22:CW:55:U:H1'	2.52	0.43
47:D0:53:MET:HA	47:D0:58:THR:O	2.19	0.43
49:D2:14:ARG:HD3	49:D2:66:GLU:OE2	2.19	0.43
50:D3:11:SER:HG	50:D3:13:ILE:HD13	1.83	0.43
44:DX:60:ARG:NH1	54:D7:47:ARG:NH2	2.62	0.43
25:DA:1287:A:C6	25:DA:1288:U:O4	2.72	0.43
25:DA:1681:G:OP2	25:DA:1681:G:H8	2.02	0.43
25:DA:1685:C:C3'	25:DA:1686:C:H5''	2.47	0.43
25:DA:2103:C:N3	25:DA:2186:G:N2	2.61	0.43
25:DA:2171:A:N3	25:DA:2172:U:C4	2.86	0.43
25:DA:2186:G:C6	25:DA:2187:G:C5	3.07	0.43
25:DA:246:C:C2'	25:DA:247:G:H5'	2.49	0.43
25:DA:582:G:H2'	25:DA:583:G:C8	2.54	0.43
25:DA:640:C:O2'	25:DA:641:C:H5'	2.19	0.43
25:DA:624:C:O2'	25:DA:657:U:H5'	2.19	0.43
27:DC:58:VAL:HG22	27:DC:167:LYS:CA	2.49	0.43
28:DD:74:GLY:O	28:DD:76:PRO:HD3	2.19	0.43
28:DD:77:ALA:HB2	28:DD:97:TYR:CG	2.54	0.43
29:DE:47:VAL:HG21	29:DE:86:PRO:HD3	2.01	0.43
30:DF:20:LEU:HG	30:DF:21:ALA:N	2.24	0.43
31:DG:111:LEU:O	31:DG:112:PRO:C	2.57	0.43
31:DG:76:SER:HB3	31:DG:84:LYS:HG3	2.00	0.43
32:DH:130:ARG:NH1	32:DH:132:ARG:HH21	2.16	0.43
32:DH:91:GLY:CA	32:DH:160:LYS:HA	2.48	0.43
36:DP:21:ARG:O	36:DP:23:PRO:HD3	2.19	0.43
38:DR:118:GLU:HA	38:DR:118:GLU:OE1	2.18	0.43
38:DR:55:ALA:HB1	38:DR:84:ALA:HB2	2.01	0.43
39:DS:28:VAL:CG1	39:DS:29:PHE:N	2.81	0.43
39:DS:87:PHE:O	39:DS:88:ASP:HB2	2.19	0.43
43:DW:1:MET:CE	43:DW:2:GLU:H	2.32	0.43

Continued on next page...

Continued from previous page...

Atom-1	Atom-2	Interatomic distance (Å)	Clash overlap (Å)
46:DZ:127:LYS:HD3	46:DZ:162:GLU:OE1	2.19	0.43
46:DZ:159:PRO:C	46:DZ:161:VAL:H	2.23	0.43
1:AA:1009:G:H1'	1:AA:1013:G:H22	1.84	0.42
1:AA:1018:G:H5'	1:AA:1019:C:OP2	2.18	0.42
1:AA:170:C:H2'	1:AA:171:C:C6	2.54	0.42
1:AA:29:G:C6	1:AA:30:U:C4	3.07	0.42
1:AA:479:A:H4'	1:AA:480:A:OP1	2.19	0.42
1:AA:885:A:C2	1:AA:886:A:C4	3.06	0.42
1:AA:916:G:H5''	7:AG:102:ARG:CZ	2.49	0.42
2:AB:88:ALA:HB2	2:AB:219:VAL:CG1	2.49	0.42
1:AA:1094:C:H1'	3:AC:179:ARG:HD3	2.01	0.42
7:AG:6:ARG:O	7:AG:6:ARG:HG2	2.19	0.42
5:AE:93:PRO:HG3	8:AH:105:ARG:HG3	2.00	0.42
10:AJ:30:SER:CB	10:AJ:80:LYS:HD3	2.49	0.42
10:AJ:47:PHE:CZ	14:AN:37:PHE:HE2	2.37	0.42
12:AL:11:VAL:HG21	17:AQ:34:LYS:HD3	2.00	0.42
17:AQ:75:ARG:HG3	17:AQ:75:ARG:NH1	2.34	0.42
20:AT:90:GLN:O	20:AT:91:LEU:HD23	2.19	0.42
20:AT:87:LYS:O	20:AT:91:LEU:HG	2.18	0.42
25:BA:1266:G:P	52:B5:19:ARG:NH1	2.92	0.42
25:BA:1541:G:H5''	25:BA:1542:A:OP2	2.19	0.42
25:BA:1602:U:H3'	25:BA:1603:A:H5'	2.01	0.42
25:BA:1937:A:C8	25:BA:1939:U:H2'	2.54	0.42
25:BA:2525:G:O4'	25:BA:2741:A:H2	2.02	0.42
25:BA:2557:G:H2'	25:BA:2558:C:C6	2.53	0.42
25:BA:271(Q):G:O2'	25:BA:271(R):G:OP2	2.30	0.42
25:BA:271(W):G:C6	25:BA:271(X):G:N1	2.87	0.42
25:BA:332:A:O2'	25:BA:333:G:P	2.77	0.42
25:BA:355:G:C2	25:BA:356:G:C5	3.07	0.42
25:BA:363:G:N7	25:BA:363(A):A:N7	2.67	0.42
25:BA:375:C:H2'	25:BA:376:C:C6	2.54	0.42
25:BA:697:C:H2'	25:BA:698:C:C6	2.54	0.42
26:BB:69:G:H2'	26:BB:70:C:H6	1.78	0.42
28:BD:142:VAL:HG21	28:BD:191:ALA:HB1	2.00	0.42
28:BD:206:LEU:HD22	28:BD:211:ARG:CG	2.49	0.42
28:BD:241:PRO:C	28:BD:242:ARG:HD2	2.38	0.42
28:BD:26:LYS:HE2	28:BD:81:ALA:HA	2.01	0.42
30:BF:89:VAL:CG1	30:BF:90:PHE:H	2.28	0.42
31:BG:114:ILE:HG23	31:BG:140:ILE:HD11	2.01	0.42
32:BH:147:ASN:O	32:BH:150:ALA:HB3	2.19	0.42
33:BI:5:LEU:C	33:BI:6:LEU:HD23	2.39	0.42

Continued on next page...

Continued from previous page...

Atom-1	Atom-2	Interatomic distance (Å)	Clash overlap (Å)
33:BI:68:LEU:O	33:BI:72:LEU:HB3	2.19	0.42
33:BI:80:PRO:O	33:BI:81:VAL:C	2.57	0.42
36:BP:23:PRO:CB	36:BP:33:ARG:HG3	2.49	0.42
37:BQ:25:ASP:OD1	37:BQ:25:ASP:N	2.52	0.42
38:BR:78:LYS:HG2	38:BR:78:LYS:O	2.19	0.42
39:BS:101:LEU:O	39:BS:101:LEU:HD22	2.19	0.42
26:BB:28:C:P	39:BS:31:SER:HG	2.41	0.42
40:BT:51:ARG:CG	40:BT:98:LYS:HD3	2.45	0.42
25:BA:534:U:O2'	41:BU:49:HIS:CD2	2.71	0.42
42:BV:38:LEU:CD1	42:BV:57:VAL:HB	2.49	0.42
46:BZ:16:SER:O	46:BZ:19:ARG:HB2	2.19	0.42
1:CA:1014:G:H2'	1:CA:1015:G:C8	2.54	0.42
1:CA:1072:U:H2'	1:CA:1073:U:C6	2.54	0.42
1:CA:1104:U:O4	1:CA:1105:A:N6	2.51	0.42
1:CA:1180:U:H4'	10:CJ:54:PHE:CE2	2.54	0.42
1:CA:136:G:C2	1:CA:137:A:C5	3.06	0.42
1:CA:1487:U:O2	1:CA:1503:G:N2	2.53	0.42
1:CA:402:G:O2'	4:CD:116:GLN:HG3	2.19	0.42
1:CA:40:C:H2'	1:CA:41:G:C8	2.53	0.42
1:CA:436:C:H42	1:CA:476:G:H1	1.66	0.42
1:CA:488:G:C5	1:CA:518:A:C2	3.07	0.42
1:CA:744:G:C6	1:CA:745:C:C4	3.07	0.42
1:CA:558:G:H1	1:CA:857:C:N4	2.17	0.42
2:CB:215:LEU:HA	2:CB:215:LEU:HD23	1.92	0.42
1:CA:1089:C:OP1	3:CC:174:PRO:HD3	2.19	0.42
4:CD:191:ARG:O	4:CD:191:ARG:HD2	2.19	0.42
6:CF:100:ASN:O	6:CF:101:ALA:O	2.37	0.42
9:CI:89:ASN:C	9:CI:91:ASP:H	2.23	0.42
1:CA:950:G:C1'	10:CJ:55:LYS:HE2	2.49	0.42
10:CJ:84:GLN:O	10:CJ:85:LEU:HD23	2.19	0.42
15:CO:36:ILE:HG23	15:CO:56:LEU:HD11	2.01	0.42
18:CR:59:SER:H	18:CR:62:GLU:HB2	1.84	0.42
23:CV:3:C:N3	23:CV:4:G:C8	2.87	0.42
23:CV:55:U:H6	23:CV:55:U:C3'	2.26	0.42
23:CV:19:G:C4	23:CV:59:A:C6	3.07	0.42
22:CW:71:G:C2	22:CW:72:C:C2	3.07	0.42
50:D3:26:LEU:O	50:D3:27:GLY:C	2.57	0.42
53:D6:13:CYS:HB2	53:D6:22:ALA:HB3	1.99	0.42
53:D6:47:THR:HG22	53:D6:49:HIS:H	1.84	0.42
25:DA:108:U:C2	25:DA:109:G:C8	3.07	0.42
25:DA:2123:G:H2'	25:DA:2124:G:O4'	2.20	0.42

Continued on next page...

Continued from previous page...

Atom-1	Atom-2	Interatomic distance (Å)	Clash overlap (Å)
25:DA:2124:G:H5''	27:DC:177:LYS:CA	2.49	0.42
25:DA:2135:A:H2'	25:DA:2136:C:C6	2.54	0.42
25:DA:2266:A:H4'	25:DA:2267:A:N3	2.33	0.42
25:DA:2425:A:H5''	25:DA:2427:C:O4'	2.18	0.42
25:DA:2689:U:H4'	25:DA:2690:C:C6	2.49	0.42
25:DA:2776:A:H4'	25:DA:2777:G:H5''	2.01	0.42
25:DA:553:G:C6	25:DA:554:U:N3	2.87	0.42
25:DA:83:G:C2	25:DA:102:G:H2'	2.53	0.42
28:DD:136:ILE:HG22	28:DD:140:THR:OG1	2.18	0.42
25:DA:1789:A:P	28:DD:222:ARG:HE	2.41	0.42
25:DA:1798:U:C5'	28:DD:259:THR:HG22	2.23	0.42
29:DE:141:ILE:HG13	29:DE:141:ILE:O	2.18	0.42
25:DA:2787:C:H1'	29:DE:61:ARG:HG3	1.99	0.42
29:DE:77:ILE:HG22	29:DE:78:LEU:HG	2.01	0.42
30:DF:82:ILE:HG13	30:DF:82:ILE:O	2.19	0.42
31:DG:46:ALA:C	31:DG:51:ARG:HG3	2.39	0.42
31:DG:69:ALA:O	31:DG:90:LEU:CD2	2.67	0.42
31:DG:47:LYS:HE2	31:DG:81:LYS:HD2	2.00	0.42
32:DH:147:ASN:O	32:DH:150:ALA:HB3	2.19	0.42
32:DH:38:SER:C	32:DH:40:GLU:N	2.71	0.42
33:DI:133:HIS:H	33:DI:133:HIS:CD2	2.35	0.42
34:DN:22:THR:HA	34:DN:61:ARG:O	2.19	0.42
36:DP:111:ARG:CZ	36:DP:149:GLU:HG3	2.48	0.42
39:DS:82:ILE:HG22	39:DS:83:LYS:N	2.33	0.42
40:DT:82:LEU:HD12	40:DT:82:LEU:H	1.83	0.42
41:DU:78:THR:HG22	41:DU:79:PHE:N	2.33	0.42
46:DZ:6:LYS:NZ	46:DZ:6:LYS:HB2	2.33	0.42
46:DZ:74:VAL:HG22	46:DZ:86:VAL:CG1	2.49	0.42
1:AA:1125:G:H2'	1:AA:1126:G:H8	1.84	0.42
1:AA:1302:C:H3'	1:AA:1303:C:C5'	2.38	0.42
1:AA:261:G:H5'	1:AA:261:G:C8	2.53	0.42
2:AB:208:ILE:HG22	2:AB:212:GLN:HB2	2.01	0.42
1:AA:1082:C:OP2	2:AB:96:ARG:HG2	2.20	0.42
3:AC:30:ARG:O	3:AC:34:LEU:HB3	2.19	0.42
3:AC:77:ILE:O	3:AC:83:ARG:HB3	2.19	0.42
3:AC:92:ALA:HB2	3:AC:99:VAL:HG22	1.98	0.42
4:AD:28:SER:O	4:AD:29:PRO:C	2.55	0.42
5:AE:12:LEU:HD22	5:AE:13:ILE:N	2.26	0.42
8:AH:125:ARG:HG3	8:AH:125:ARG:HH11	1.84	0.42
11:AK:41:THR:HG21	11:AK:71:LYS:CB	2.49	0.42
13:AM:50:GLU:O	13:AM:54:VAL:HG23	2.19	0.42

Continued on next page...

Continued from previous page...

Atom-1	Atom-2	Interatomic distance (Å)	Clash overlap (Å)
3:AC:29:TYR:HD1	14:AN:36:PHE:CZ	2.37	0.42
17:AQ:67:LYS:CA	17:AQ:70:ARG:NH1	2.77	0.42
17:AQ:86:GLU:O	17:AQ:90:ILE:HG12	2.19	0.42
19:AS:17:GLU:O	19:AS:21:GLU:HG3	2.19	0.42
20:AT:14:LYS:O	20:AT:18:GLN:HG3	2.18	0.42
20:AT:96:GLY:O	20:AT:97:ALA:O	2.36	0.42
23:AV:10:G:N2	23:AV:26:C:O2	2.52	0.42
22:AW:18:G:H22	22:AW:55:U:H6	1.67	0.42
22:AW:56:C:H2'	22:AW:57:G:H8	1.83	0.42
49:B2:29:LYS:HD3	49:B2:57:ILE:CG2	2.48	0.42
31:BG:2:PRO:HG3	51:B4:51:TYR:CD2	2.52	0.42
25:BA:1140:C:OP1	34:BN:23:LEU:HD23	2.19	0.42
25:BA:1016:G:N2	25:BA:1146:C:O2	2.50	0.42
25:BA:1311:G:C6	54:B7:47:ARG:NH2	2.87	0.42
25:BA:1494:A:N3	25:BA:1494:A:H3'	2.34	0.42
25:BA:1799:G:N2	25:BA:1818:U:O2'	2.52	0.42
25:BA:1827:C:H2'	25:BA:1828:G:H5'	2.00	0.42
25:BA:2092:U:C5	25:BA:2226:C:OP2	2.72	0.42
25:BA:2109:U:H1'	25:BA:2181:G:N2	2.34	0.42
25:BA:2228:G:H2'	25:BA:2229:C:C6	2.54	0.42
25:BA:2528:U:H2'	25:BA:2530:A:O5'	2.19	0.42
25:BA:271(U):G:C3'	25:BA:271(V):G:C5'	2.89	0.42
25:BA:289:A:C2	25:BA:353:G:C2	3.07	0.42
25:BA:553:G:C6	25:BA:554:U:N3	2.87	0.42
25:BA:888:C:O2'	25:BA:889:C:H5'	2.18	0.42
25:BA:892:G:O2'	25:BA:893:C:H5'	2.18	0.42
27:BC:106:GLY:O	27:BC:108:MET:N	2.47	0.42
27:BC:168:THR:HA	27:BC:173:ALA:HB1	2.01	0.42
27:BC:212:VAL:O	27:BC:213:TYR:CB	2.67	0.42
28:BD:134:ARG:O	28:BD:168:ARG:NH1	2.52	0.42
29:BE:141:ILE:HG13	29:BE:141:ILE:O	2.18	0.42
30:BF:20:LEU:HG	30:BF:21:ALA:N	2.24	0.42
30:BF:53:THR:HG23	30:BF:54:ARG:N	2.33	0.42
31:BG:22:ARG:CB	31:BG:22:ARG:NH1	2.55	0.42
26:BB:41:U:N3	31:BG:70:VAL:HG23	2.34	0.42
31:BG:91:ARG:C	31:BG:91:ARG:CD	2.87	0.42
33:BI:110:ASP:C	33:BI:114:LEU:HD21	2.39	0.42
37:BQ:141:GLN:HB2	46:BZ:98:MET:HA	2.00	0.42
39:BS:35:ILE:HG23	39:BS:53:SER:HB2	2.01	0.42
41:BU:97:ASP:OD2	41:BU:101:ARG:NH2	2.31	0.42
45:BY:50:ARG:HD3	45:BY:50:ARG:HA	1.45	0.42

Continued on next page...

Continued from previous page...

Atom-1	Atom-2	Interatomic distance (Å)	Clash overlap (Å)
1:CA:1088:G:H2'	1:CA:1089:C:H6	1.83	0.42
1:CA:1150:A:C2	1:CA:1151:A:C4	3.07	0.42
1:CA:1153:C:H2'	1:CA:1154:G:C8	2.53	0.42
1:CA:1269:A:N6	1:CA:1270:A:N6	2.67	0.42
1:CA:1415:A:H2'	1:CA:1416:A:O4'	2.19	0.42
1:CA:196:U:H2'	1:CA:197:G:C8	2.55	0.42
1:CA:287:G:C5	1:CA:288:G:H1'	2.54	0.42
1:CA:451:C:C2	1:CA:460:G:N2	2.87	0.42
1:CA:791:C:OP2	15:CO:48:LYS:HE3	2.18	0.42
1:CA:969:U:O2'	1:CA:970:G:OP2	2.33	0.42
2:CB:50:GLU:O	2:CB:51:LEU:C	2.58	0.42
2:CB:69:LEU:HB2	2:CB:159:PRO:CG	2.49	0.42
3:CC:107:GLN:CD	3:CC:107:GLN:H	2.23	0.42
4:CD:114:ARG:HG3	4:CD:114:ARG:NH1	2.33	0.42
5:CE:70:PRO:CG	5:CE:142:LEU:HB2	2.34	0.42
6:CF:62:TRP:C	6:CF:63:TYR:HD2	2.22	0.42
7:CG:95:ARG:CZ	7:CG:99:LEU:HD21	2.49	0.42
1:CA:919:G:N2	9:CI:124:GLN:HE22	2.12	0.42
12:CL:126:LYS:HE2	12:CL:127:GLU:H	1.84	0.42
12:CL:85:ILE:HD13	12:CL:100:ILE:HA	2.00	0.42
18:CR:56:THR:CB	18:CR:58:LEU:CD1	2.96	0.42
19:CS:17:GLU:O	19:CS:21:GLU:HG3	2.18	0.42
19:CS:28:LYS:HD2	19:CS:29:ARG:NE	2.34	0.42
19:CS:36:ARG:CZ	19:CS:72:GLY:HA2	2.49	0.42
22:CW:30:G:N3	22:CW:31:A:C8	2.86	0.42
22:CW:31:A:N1	22:CW:39:U:O4	2.52	0.42
47:D0:72:ARG:CZ	47:D0:75:LEU:HD13	2.50	0.42
47:D0:49:LYS:HB2	47:D0:80:HIS:HB3	2.01	0.42
55:D8:14:VAL:CG2	55:D8:22:VAL:CG1	2.98	0.42
25:DA:1034:G:H5'	56:D9:18:ARG:HE	1.83	0.42
25:DA:198:C:O5'	25:DA:198:C:H6	2.02	0.42
25:DA:2181:G:O2'	25:DA:2182:G:H5'	2.18	0.42
25:DA:271(S):G:C3'	25:DA:271(T):C:H5''	2.48	0.42
25:DA:272(I):U:H2'	25:DA:272(J):C:C6	2.47	0.42
25:DA:409:C:O2'	25:DA:410:G:H5'	2.18	0.42
25:DA:953:A:N6	25:DA:965:C:N4	2.66	0.42
28:DD:158:ALA:O	28:DD:159:ALA:C	2.58	0.42
28:DD:33:LEU:CD1	28:DD:33:LEU:H	2.18	0.42
29:DE:176:ILE:CG2	29:DE:178:GLU:HB3	2.49	0.42
31:DG:53:LEU:CD2	31:DG:53:LEU:N	2.81	0.42
31:DG:90:LEU:HA	31:DG:90:LEU:HD23	1.79	0.42

Continued on next page...

Continued from previous page...

Atom-1	Atom-2	Interatomic distance (Å)	Clash overlap (Å)
32:DH:116:GLU:HG2	32:DH:117:PRO:N	2.34	0.42
32:DH:120:GLY:HA3	32:DH:140:LYS:HZ1	1.84	0.42
32:DH:153:LYS:O	32:DH:153:LYS:HD3	2.19	0.42
38:DR:60:LEU:O	38:DR:63:ARG:HB3	2.18	0.42
38:DR:78:LYS:O	38:DR:78:LYS:HG2	2.19	0.42
38:DR:87:TYR:CE1	38:DR:117:VAL:O	2.72	0.42
39:DS:49:VAL:CG1	39:DS:50:SER:H	2.25	0.42
40:DT:113:LYS:O	40:DT:114:LEU:HD23	2.19	0.42
40:DT:19:LEU:HA	40:DT:20:PRO:HD3	1.90	0.42
40:DT:89:VAL:CB	40:DT:91:ARG:CG	2.75	0.42
42:DV:1:MET:HE1	42:DV:43:GLU:HG2	2.01	0.42
44:DX:25:LYS:HZ1	44:DX:80:ILE:HD11	1.81	0.42
45:DY:20:TYR:CE1	45:DY:42:VAL:HG22	2.54	0.42
46:DZ:150:LEU:O	46:DZ:171:ILE:CG1	2.68	0.42
46:DZ:16:SER:O	46:DZ:19:ARG:HB2	2.19	0.42
1:AA:1072:U:H2'	1:AA:1073:U:H6	1.84	0.42
1:AA:1361:G:C6	1:AA:1362:U:O4	2.72	0.42
1:AA:1404:G:OP1	35:BO:48:PRO:HA	2.19	0.42
1:AA:404:G:P	4:AD:24:GLU:HB2	2.59	0.42
3:AC:149:ALA:O	3:AC:169:ALA:HB1	2.19	0.42
4:AD:46:LYS:O	4:AD:47:ARG:C	2.57	0.42
5:AE:36:ASP:OD2	5:AE:38:GLN:N	2.48	0.42
6:AF:28:ARG:HH11	6:AF:28:ARG:HG3	1.82	0.42
7:AG:59:LEU:HD23	7:AG:60:LYS:HZ3	1.82	0.42
8:AH:40:ALA:C	8:AH:42:GLU:N	2.73	0.42
12:AL:22:SER:C	12:AL:24:VAL:N	2.72	0.42
12:AL:42:THR:O	12:AL:42:THR:HG23	2.18	0.42
12:AL:86:ARG:HB2	12:AL:101:VAL:CG2	2.49	0.42
14:AN:29:ARG:HG2	14:AN:40:CYS:HB2	2.00	0.42
16:AP:25:ARG:HG3	16:AP:25:ARG:NH1	2.35	0.42
16:AP:76:GLN:CG	16:AP:76:GLN:O	2.66	0.42
17:AQ:69:LYS:C	17:AQ:70:ARG:HD2	2.39	0.42
19:AS:40:ILE:HG21	19:AS:67:VAL:HA	2.00	0.42
19:AS:6:LYS:HG2	19:AS:7:LYS:HE3	2.00	0.42
23:AV:40:C:C2'	23:AV:41:C:H5'	2.49	0.42
48:B1:71:TYR:CD1	48:B1:71:TYR:N	2.88	0.42
48:B1:83:GLU:O	48:B1:86:SER:OG	2.38	0.42
53:B6:46:HIS:CD2	53:B6:46:HIS:C	2.92	0.42
55:B8:26:LYS:NZ	55:B8:47:LYS:HD3	2.34	0.42
25:BA:1289:C:H2'	25:BA:1290:C:C6	2.54	0.42
25:BA:1608:A:H1'	25:BA:1610:A:OP2	2.19	0.42

Continued on next page...

Continued from previous page...

Atom-1	Atom-2	Interatomic distance (Å)	Clash overlap (Å)
25:BA:1717:G:C2'	25:BA:1718:G:H5''	2.47	0.42
25:BA:1771:C:O2'	25:BA:1786:A:O4'	2.36	0.42
25:BA:2064:C:H2'	25:BA:2065:C:C6	2.55	0.42
25:BA:2168:G:C2	25:BA:2171:A:C8	3.07	0.42
25:BA:2420:C:O2'	25:BA:2421:G:H5'	2.19	0.42
25:BA:2776:A:H4'	25:BA:2777:G:H5''	2.01	0.42
25:BA:320:A:C2'	30:BF:136:THR:HG21	2.49	0.42
25:BA:613:G:C2	25:BA:614:U:C6	3.08	0.42
25:BA:624:C:O2'	25:BA:657:U:H5'	2.19	0.42
25:BA:747:U:OP2	52:B5:3:LYS:CD	2.65	0.42
25:BA:927:G:N3	25:BA:927:G:H2'	2.35	0.42
25:BA:952:G:C4	25:BA:953:A:N7	2.87	0.42
30:BF:9:ILE:CG1	30:BF:14:PRO:HA	2.48	0.42
30:BF:40:GLN:OE1	30:BF:183:VAL:HG23	2.20	0.42
31:BG:69:ALA:O	31:BG:90:LEU:CD2	2.68	0.42
25:BA:1242:A:C2	36:BP:8:PRO:HG3	2.55	0.42
36:BP:97:PRO:C	36:BP:99:LEU:N	2.71	0.42
25:BA:2009:G:N3	38:BR:107:ASP:HA	2.34	0.42
38:BR:55:ALA:HB1	38:BR:84:ALA:HB2	2.01	0.42
39:BS:15:ARG:C	39:BS:17:ARG:N	2.68	0.42
41:BU:105:VAL:O	41:BU:109:LEU:CD1	2.67	0.42
41:BU:12:ARG:CA	41:BU:15:LYS:NZ	2.82	0.42
41:BU:92:ARG:HH12	42:BV:11:GLN:H	1.67	0.42
42:BV:35:LEU:HB2	42:BV:57:VAL:HG13	2.01	0.42
42:BV:47:VAL:HB	42:BV:49:THR:O	2.19	0.42
46:BZ:159:PRO:C	46:BZ:161:VAL:H	2.22	0.42
46:BZ:146:ILE:CG2	46:BZ:174:VAL:HG12	2.44	0.42
46:BZ:44:PHE:CZ	46:BZ:86:VAL:HG11	2.54	0.42
1:CA:1184:C:O2'	1:CA:1185:A:H5'	2.20	0.42
1:CA:15:G:H4'	5:CE:24:ARG:NH2	2.34	0.42
1:CA:33:A:H2'	1:CA:34:C:C6	2.54	0.42
1:CA:239:U:N1	1:CA:871:G:N2	2.66	0.42
2:CB:129:GLU:O	2:CB:130:ARG:O	2.37	0.42
2:CB:112:VAL:CG2	2:CB:149:LEU:HD13	2.48	0.42
2:CB:8:LYS:HZ3	2:CB:217:ARG:HH12	1.65	0.42
3:CC:73:PRO:HA	3:CC:76:VAL:HG13	2.01	0.42
5:CE:15:ARG:O	5:CE:16:THR:O	2.37	0.42
8:CH:86:ILE:HG13	8:CH:133:LEU:HD22	2.00	0.42
11:CK:20:TYR:HB2	11:CK:31:THR:HG22	2.00	0.42
14:CN:15:LYS:O	14:CN:16:PHE:C	2.58	0.42
14:CN:39:LEU:HB3	14:CN:40:CYS:H	1.69	0.42

Continued on next page...

Continued from previous page...

Atom-1	Atom-2	Interatomic distance (Å)	Clash overlap (Å)
18:CR:56:THR:HB	18:CR:58:LEU:HD13	1.99	0.42
1:CA:180:C:C4'	20:CT:82:SER:HB3	2.37	0.42
23:CV:4:G:N2	23:CV:5:G:C4	2.87	0.42
52:D5:48:GLU:O	52:D5:57:VAL:HG22	2.19	0.42
53:D6:16:CYS:SG	53:D6:47:THR:CG2	3.08	0.42
25:DA:109:G:C2'	25:DA:110:G:O5'	2.67	0.42
25:DA:1129:A:C4'	25:DA:2516:G:C4'	2.97	0.42
25:DA:1438:U:O2'	25:DA:1439:A:H5'	2.19	0.42
25:DA:2186:G:C2'	25:DA:2187:G:H5''	2.47	0.42
25:DA:350:U:H2'	25:DA:351:G:O4'	2.19	0.42
25:DA:519:U:O2'	25:DA:520:G:H5'	2.19	0.42
28:DD:23:GLU:HA	28:DD:23:GLU:OE2	2.18	0.42
25:DA:1670:C:O2	29:DE:129:HIS:HE1	2.02	0.42
29:DE:47:VAL:HG23	29:DE:84:PHE:O	2.18	0.42
25:DA:320:A:H2'	30:DF:136:THR:HG21	2.02	0.42
30:DF:72:ARG:HA	30:DF:72:ARG:HH11	1.82	0.42
31:DG:141:PHE:HA	31:DG:142:PRO:HD3	1.84	0.42
32:DH:141:VAL:C	32:DH:143:GLN:N	2.70	0.42
33:DI:71:ILE:CG1	33:DI:72:LEU:N	2.82	0.42
33:DI:94:ALA:O	33:DI:96:ASP:N	2.50	0.42
25:DA:2822:G:O6	38:DR:4:LEU:HD12	2.19	0.42
38:DR:53:HIS:O	38:DR:53:HIS:ND1	2.52	0.42
38:DR:82:GLU:C	38:DR:85:PRO:HD2	2.39	0.42
39:DS:53:SER:OG	39:DS:54:LEU:N	2.52	0.42
43:DW:27:LYS:CE	43:DW:31:GLU:HG2	2.47	0.42
43:DW:76:VAL:O	43:DW:76:VAL:CG1	2.67	0.42
45:DY:31:LEU:HD23	45:DY:36:ALA:H	1.84	0.42
45:DY:66:PRO:C	45:DY:67:LEU:HG	2.31	0.42
37:DQ:141:GLN:O	46:DZ:53:ILE:C	2.57	0.42
1:AA:1295:C:H2'	1:AA:1296:U:C6	2.54	0.42
1:AA:327:G:C2	1:AA:328:G:C8	3.07	0.42
1:AA:352:G:N1	1:AA:353:U:C4	2.88	0.42
1:AA:744:G:C6	1:AA:745:C:C4	3.08	0.42
1:AA:979:G:C8	1:AA:980:G:H8	2.37	0.42
2:AB:134:GLU:CA	2:AB:137:ARG:HB3	2.47	0.42
4:AD:127:THR:HG22	4:AD:132:ARG:HA	2.00	0.42
5:AE:72:GLN:O	5:AE:75:THR:HG22	2.20	0.42
6:AF:18:GLN:O	6:AF:21:LEU:HB2	2.19	0.42
6:AF:62:TRP:C	6:AF:63:TYR:HD2	2.21	0.42
6:AF:75:LEU:O	6:AF:78:GLU:HB3	2.18	0.42
7:AG:152:ALA:O	7:AG:155:ARG:HG3	2.19	0.42

Continued on next page...

Continued from previous page...

Atom-1	Atom-2	Interatomic distance (Å)	Clash overlap (Å)
7:AG:95:ARG:CZ	7:AG:99:LEU:HD21	2.49	0.42
10:AJ:90:LEU:N	10:AJ:91:PRO:HD3	2.35	0.42
11:AK:21:ILE:HA	11:AK:30:VAL:HG12	2.01	0.42
12:AL:86:ARG:NH2	12:AL:99:HIS:CG	2.87	0.42
1:AA:371:G:H5''	16:AP:5:ARG:HB2	2.00	0.42
19:AS:43:GLU:O	19:AS:43:GLU:OE1	2.37	0.42
23:AV:25:U:O2	23:AV:26:C:O4'	2.38	0.42
23:AV:36:A:N6	24:AX:18:G:C6	2.87	0.42
22:AW:76:A:C2	25:BA:2421:G:C5	3.08	0.42
49:B2:4:SER:O	49:B2:7:ARG:HG2	2.19	0.42
50:B3:26:LEU:O	50:B3:27:GLY:C	2.57	0.42
43:BW:34:ASN:OD1	52:B5:39:MET:HE2	2.19	0.42
52:B5:48:GLU:O	52:B5:57:VAL:HG22	2.19	0.42
55:B8:46:ARG:HB3	55:B8:47:LYS:H	1.72	0.42
25:BA:2086:U:H2'	25:BA:2087:G:C8	2.53	0.42
25:BA:437:G:O2'	25:BA:438:G:H5'	2.19	0.42
25:BA:874:G:O2'	25:BA:875:G:H5'	2.19	0.42
28:BD:136:ILE:HA	28:BD:137:PRO:HD3	1.77	0.42
28:BD:30:GLU:CD	28:BD:63:ARG:NE	2.72	0.42
29:BE:93:VAL:C	29:BE:95:ILE:H	2.22	0.42
30:BF:3:GLU:HG3	30:BF:19:GLU:CG	2.48	0.42
30:BF:57:VAL:CG1	30:BF:59:TYR:HD1	2.31	0.42
32:BH:107:VAL:O	32:BH:107:VAL:HG23	2.20	0.42
34:BN:17:ASP:C	34:BN:19:GLU:N	2.71	0.42
36:BP:35:HIS:O	36:BP:36:LYS:CB	2.65	0.42
25:BA:807:U:OP2	36:BP:39:LYS:HG3	2.20	0.42
37:BQ:134:ARG:HH21	46:BZ:122:ARG:NE	2.17	0.42
40:BT:11:GLU:H	40:BT:11:GLU:CD	2.21	0.42
43:BW:45:TYR:CD2	43:BW:45:TYR:C	2.93	0.42
43:BW:76:VAL:O	43:BW:76:VAL:CG1	2.67	0.42
45:BY:101:LYS:HG2	45:BY:102:CYS:N	2.34	0.42
45:BY:20:TYR:CZ	45:BY:42:VAL:HA	2.55	0.42
45:BY:97:ARG:HD2	45:BY:97:ARG:HA	1.82	0.42
46:BZ:14:LYS:CD	46:BZ:17:ALA:HB3	2.46	0.42
1:CA:1019:C:H2'	1:CA:1020:C:C6	2.54	0.42
1:CA:1135:C:N3	1:CA:1136:G:C8	2.86	0.42
1:CA:1260:A:H61	3:CC:26:LYS:HZ3	1.67	0.42
1:CA:1410:A:O5'	1:CA:1410:A:H8	2.02	0.42
1:CA:181:C:C4	1:CA:182:C:C4	3.07	0.42
1:CA:453:G:N2	1:CA:456:G:C8	2.87	0.42
1:CA:51:A:N7	1:CA:107:U:O2'	2.50	0.42

Continued on next page...

Continued from previous page...

Atom-1	Atom-2	Interatomic distance (Å)	Clash overlap (Å)
1:CA:666:G:N2	1:CA:690:C:O2	2.49	0.42
1:CA:719:C:H2'	1:CA:720:A:H8	1.81	0.42
1:CA:758:G:H2'	1:CA:759:G:O4'	2.19	0.42
1:CA:86:C:H5	1:CA:87:C:O2	2.02	0.42
2:CB:180:LEU:O	2:CB:181:PHE:HB2	2.20	0.42
2:CB:37:ASN:O	2:CB:39:ILE:N	2.46	0.42
3:CC:64:VAL:HG13	3:CC:97:LYS:HZ2	1.85	0.42
5:CE:146:ALA:O	5:CE:148:VAL:N	2.52	0.42
7:CG:43:PHE:O	7:CG:43:PHE:HD1	2.02	0.42
9:CI:43:ALA:O	9:CI:45:ALA:N	2.52	0.42
10:CJ:47:PHE:CZ	14:CN:37:PHE:HE2	2.37	0.42
10:CJ:95:GLU:OE2	10:CJ:95:GLU:HA	2.18	0.42
11:CK:127:LYS:CE	11:CK:127:LYS:HA	2.19	0.42
11:CK:22:HIS:HB3	11:CK:29:ILE:CG2	2.44	0.42
11:CK:48:ILE:HG21	11:CK:63:LEU:HD22	2.01	0.42
12:CL:22:SER:C	12:CL:24:VAL:N	2.73	0.42
13:CM:24:GLY:HA3	13:CM:70:LEU:HD12	2.02	0.42
14:CN:26:ARG:CG	14:CN:27:CYS:H	2.07	0.42
1:CA:370:U:H4'	16:CP:17:TYR:CE2	2.55	0.42
18:CR:82:THR:CG2	18:CR:83:GLU:H	2.32	0.42
20:CT:59:ALA:C	20:CT:61:SER:N	2.69	0.42
23:CV:23:G:C6	23:CV:24:C:N4	2.87	0.42
23:CV:20:G:C2	23:CV:58:A:C2	3.08	0.42
22:CW:30:G:N1	22:CW:31:A:C5	2.88	0.42
22:CW:45:U:H6	22:CW:45:U:O5'	2.02	0.42
49:D2:40:SER:C	49:D2:42:GLY:N	2.73	0.42
55:D8:41:ILE:O	55:D8:44:LYS:HB2	2.18	0.42
25:DA:1129:A:C1'	25:DA:2516:G:O4'	2.67	0.42
25:DA:1313:U:C2'	25:DA:1314:C:H5'	2.49	0.42
25:DA:1658:C:N4	25:DA:1659:U:O4	2.52	0.42
25:DA:1902:C:N3	25:DA:1903:G:H1'	2.35	0.42
25:DA:2415:G:H2'	25:DA:2416:C:C6	2.55	0.42
25:DA:2646:C:OP2	25:DA:2732:G:O2'	2.37	0.42
25:DA:310:A:HO2'	25:DA:311:A:P	2.43	0.42
25:DA:437:G:O2'	25:DA:438:G:H5'	2.19	0.42
25:DA:731:C:O2'	25:DA:732:C:H5'	2.20	0.42
25:DA:927:G:H2'	25:DA:927:G:N3	2.35	0.42
25:DA:950:G:H2'	25:DA:951:C:H6	1.85	0.42
26:DB:40:U:HO2'	26:DB:43:C:H5	1.60	0.42
27:DC:169:GLY:O	27:DC:170:ALA:HB3	2.19	0.42
28:DD:108:PRO:HB3	28:DD:143:HIS:HE1	1.75	0.42

Continued on next page...

Continued from previous page...

Atom-1	Atom-2	Interatomic distance (Å)	Clash overlap (Å)
28:DD:26:LYS:HE2	28:DD:81:ALA:HA	2.00	0.42
29:DE:117:MET:O	29:DE:118:LYS:HB2	2.19	0.42
29:DE:26:ILE:HG22	29:DE:27:LEU:N	2.35	0.42
32:DH:118:PRO:HD2	32:DH:123:PHE:HE1	1.83	0.42
32:DH:17:VAL:O	32:DH:19:VAL:HG23	2.19	0.42
36:DP:110:TYR:O	36:DP:111:ARG:C	2.58	0.42
36:DP:7:ARG:HB2	36:DP:7:ARG:CZ	2.50	0.42
37:DQ:62:GLY:H	37:DQ:109:VAL:HG23	1.84	0.42
38:DR:10:LEU:HB3	38:DR:17:ARG:HD2	2.00	0.42
39:DS:42:ASP:C	39:DS:44:LYS:N	2.73	0.42
43:DW:9:TYR:H	43:DW:9:TYR:HD2	1.66	0.42
45:DY:11:ASP:H	45:DY:28:LYS:NZ	2.18	0.42
45:DY:50:ARG:HG3	45:DY:58:GLY:HA2	2.00	0.42
46:DZ:141:VAL:HG13	46:DZ:141:VAL:O	2.18	0.42
1:AA:1338:A:N6	1:AA:1339:U:O4	2.52	0.42
1:AA:1451:G:H1'	25:BA:1701:A:H2	1.85	0.42
1:AA:328:G:H2'	1:AA:329:C:C6	2.53	0.42
1:AA:355:A:C6	1:AA:356:G:C6	3.08	0.42
1:AA:537:C:O2'	1:AA:538:C:H5'	2.20	0.42
2:AB:211:ILE:O	2:AB:215:LEU:HB2	2.20	0.42
3:AC:107:GLN:H	3:AC:107:GLN:CD	2.23	0.42
3:AC:39:ILE:O	3:AC:41:GLY:N	2.52	0.42
4:AD:52:SER:C	4:AD:54:TYR:N	2.72	0.42
6:AF:42:GLU:C	6:AF:44:GLY:N	2.72	0.42
6:AF:45:LEU:CD1	6:AF:57:GLN:HB3	2.49	0.42
7:AG:11:GLN:NE2	7:AG:12:LEU:N	2.61	0.42
8:AH:63:LEU:HB2	8:AH:65:TYR:HE1	1.84	0.42
8:AH:63:LEU:HB2	8:AH:65:TYR:CE1	2.55	0.42
2:AB:195:ASP:O	8:AH:74:PRO:HG3	2.20	0.42
9:AI:19:LEU:HD21	9:AI:61:ALA:HB2	2.01	0.42
12:AL:32:PHE:CB	12:AL:84:LEU:HD11	2.50	0.42
17:AQ:5:VAL:HA	17:AQ:59:ILE:O	2.20	0.42
19:AS:36:ARG:HH11	19:AS:36:ARG:HB3	1.85	0.42
20:AT:23:ARG:O	20:AT:27:LYS:HB2	2.20	0.42
23:AV:60:A:H2'	23:AV:60:A:N3	2.34	0.42
22:AW:37:A:C6	22:AW:38:A:C2	3.08	0.42
22:AW:65:G:C6	22:AW:66:U:O4	2.72	0.42
47:B0:53:MET:HA	47:B0:58:THR:O	2.19	0.42
25:BA:1045:A:C2'	25:BA:1045:A:N3	2.78	0.42
25:BA:1287:A:C6	25:BA:1288:U:O4	2.72	0.42
25:BA:1427:A:H4'	25:BA:1428:C:O5'	2.20	0.42

Continued on next page...

Continued from previous page...

Atom-1	Atom-2	Interatomic distance (Å)	Clash overlap (Å)
25:BA:1784:A:H4'	25:BA:1785:A:C5'	2.50	0.42
25:BA:1899:G:H22	25:BA:1902:C:N4	2.13	0.42
25:BA:1909:C:H5''	25:BA:1909:C:C6	2.55	0.42
25:BA:2080:G:O5'	48:B1:35:THR:HG23	2.20	0.42
25:BA:2186:G:C6	25:BA:2187:G:C5	3.07	0.42
25:BA:2223:G:O2'	25:BA:2224:G:H5'	2.20	0.42
26:BB:32:C:C2	26:BB:51:G:N2	2.88	0.42
28:BD:146:GLU:HG2	28:BD:152:GLY:C	2.40	0.42
28:BD:168:ARG:HA	28:BD:173:VAL:HA	2.00	0.42
28:BD:260:ARG:HD3	28:BD:261:LYS:O	2.19	0.42
29:BE:181:LEU:HD21	40:BT:7:ILE:HG22	1.98	0.42
29:BE:1:MET:N	29:BE:1:MET:SD	2.79	0.42
29:BE:77:ILE:HG22	29:BE:78:LEU:HG	2.01	0.42
30:BF:7:TYR:CE2	30:BF:10:PRO:HG3	2.54	0.42
30:BF:82:ILE:HG13	30:BF:82:ILE:O	2.19	0.42
31:BG:165:THR:HG1	31:BG:168:GLU:HG3	1.85	0.42
31:BG:54:GLU:HA	31:BG:57:ALA:HB3	2.01	0.42
36:BP:108:LYS:O	36:BP:110:TYR:N	2.52	0.42
36:BP:110:TYR:O	36:BP:111:ARG:C	2.58	0.42
36:BP:21:ARG:O	36:BP:23:PRO:HD3	2.20	0.42
37:BQ:103:MET:CE	37:BQ:125:LEU:HD13	2.49	0.42
38:BR:87:TYR:CE1	38:BR:117:VAL:O	2.72	0.42
29:BE:11:MET:CA	40:BT:8:LYS:NZ	2.60	0.42
41:BU:97:ASP:O	41:BU:100:VAL:HB	2.19	0.42
42:BV:46:VAL:CG2	42:BV:47:VAL:N	2.81	0.42
42:BV:61:VAL:HG22	42:BV:61:VAL:O	2.19	0.42
45:BY:11:ASP:H	45:BY:28:LYS:NZ	2.18	0.42
46:BZ:141:VAL:HG13	46:BZ:141:VAL:O	2.18	0.42
46:BZ:150:LEU:O	46:BZ:171:ILE:CG1	2.68	0.42
46:BZ:9:TYR:HD2	46:BZ:9:TYR:HA	1.70	0.42
1:CA:1202:G:H4'	19:CS:53:ASN:O	2.19	0.42
1:CA:1206:A:OP1	13:CM:102:ARG:HA	2.19	0.42
1:CA:1286:G:H5'	21:CU:4:GLY:HA3	2.01	0.42
1:CA:1287:A:N6	1:CA:1312:G:H1'	2.34	0.42
1:CA:1411:C:H2'	1:CA:1412:C:H6	1.82	0.42
1:CA:238:A:C2	1:CA:241:A:C8	3.07	0.42
1:CA:536:A:C6	1:CA:537:C:N4	2.88	0.42
1:CA:830:G:C2	1:CA:831:G:C8	3.07	0.42
1:CA:844:G:C4	1:CA:845:C:C5	3.08	0.42
2:CB:114:ARG:HH12	2:CB:118:LEU:HD11	1.85	0.42
2:CB:42:ILE:CD1	2:CB:202:PRO:HB2	2.39	0.42

Continued on next page...

Continued from previous page...

Atom-1	Atom-2	Interatomic distance (Å)	Clash overlap (Å)
3:CC:119:ARG:HE	3:CC:140:ARG:NE	2.17	0.42
4:CD:30:LYS:HB3	4:CD:35:ARG:HD2	2.01	0.42
4:CD:4:TYR:CD2	4:CD:5:ILE:N	2.87	0.42
6:CF:30:LEU:O	6:CF:35:ALA:N	2.49	0.42
7:CG:50:ILE:CG2	7:CG:61:VAL:HG21	2.50	0.42
10:CJ:50:ILE:HD13	10:CJ:50:ILE:H	1.81	0.42
10:CJ:58:ASP:O	10:CJ:59:SER:C	2.57	0.42
12:CL:126:LYS:CG	12:CL:127:GLU:N	2.82	0.42
3:CC:34:LEU:HD12	14:CN:25:VAL:CG1	2.49	0.42
20:CT:14:LYS:O	20:CT:18:GLN:HG3	2.20	0.42
20:CT:38:LYS:C	20:CT:40:ALA:H	2.21	0.42
20:CT:38:LYS:HE2	20:CT:38:LYS:HB3	1.85	0.42
47:D0:24:LYS:N	47:D0:37:LEU:O	2.50	0.42
25:DA:1399:C:O2'	25:DA:1400:G:H5'	2.20	0.42
25:DA:1642:G:O2'	25:DA:1643:G:H5'	2.19	0.42
25:DA:1961:C:C2'	25:DA:1962:C:H5'	2.49	0.42
25:DA:2103:C:C3'	25:DA:2104:G:C5'	2.81	0.42
25:DA:2759:G:C2'	25:DA:2760:C:H5'	2.49	0.42
25:DA:283:A:HO2'	25:DA:284:U:P	2.42	0.42
25:DA:479:A:H4'	25:DA:480:A:H5'	2.02	0.42
25:DA:703:U:H2'	25:DA:704:G:H5'	2.02	0.42
25:DA:857:C:C3'	25:DA:858:U:H5'	2.50	0.42
25:DA:950:G:O2'	25:DA:951:C:H5'	2.20	0.42
26:DB:50:G:OP2	39:DS:62:LYS:CB	2.65	0.42
26:DB:65:C:C2'	26:DB:66:A:H5'	2.50	0.42
26:DB:73:A:C4	26:DB:105:A:C2	3.07	0.42
26:DB:87:G:C3'	26:DB:88:C:C5'	2.97	0.42
27:DC:154:ARG:C	27:DC:156:ILE:H	2.23	0.42
27:DC:23:ASP:C	27:DC:25:ALA:N	2.72	0.42
28:DD:232:PRO:HD2	28:DD:249:PRO:HA	2.01	0.42
30:DF:17:ARG:HH11	30:DF:17:ARG:CG	2.27	0.42
31:DG:54:GLU:HA	31:DG:57:ALA:HB3	2.01	0.42
32:DH:107:VAL:HG23	32:DH:107:VAL:O	2.20	0.42
32:DH:154:PRO:O	32:DH:155:SER:O	2.38	0.42
33:DI:113:ARG:HD2	33:DI:113:ARG:N	2.34	0.42
34:DN:65:LYS:O	34:DN:67:LEU:N	2.53	0.42
36:DP:16:ARG:CB	36:DP:16:ARG:HH11	2.32	0.42
36:DP:56:SER:C	36:DP:57:THR:HG1	2.20	0.42
38:DR:63:ARG:HG3	38:DR:80:PHE:HE2	1.85	0.42
39:DS:56:LEU:O	39:DS:57:LYS:CB	2.65	0.42
41:DU:12:ARG:C	41:DU:14:HIS:N	2.73	0.42

Continued on next page...

Continued from previous page...

Atom-1	Atom-2	Interatomic distance (Å)	Clash overlap (Å)
41:DU:31:SER:CB	41:DU:34:LYS:HB2	2.44	0.42
45:DY:20:TYR:CZ	45:DY:42:VAL:HA	2.55	0.42
46:DZ:110:GLY:HA3	46:DZ:115:GLY:HA3	2.02	0.42
37:DQ:134:ARG:NE	46:DZ:122:ARG:NH1	2.52	0.42
46:DZ:152:ALA:HB3	46:DZ:154:ASP:OD1	2.20	0.42
46:DZ:51:ALA:O	46:DZ:52:SER:HB3	2.18	0.42
1:AA:1072:U:H2'	1:AA:1073:U:C6	2.54	0.42
1:AA:1085:C:H2'	1:AA:1086:G:O4'	2.20	0.42
1:AA:1330:A:OP1	9:AI:120:ARG:HB2	2.20	0.42
1:AA:1354:U:OP1	9:AI:72:GLY:N	2.49	0.42
1:AA:219:C:H2'	1:AA:220:C:C6	2.55	0.42
1:AA:403:A:H2'	1:AA:404:G:O4'	2.19	0.42
1:AA:468:G:O2'	1:AA:469:G:OP2	2.33	0.42
1:AA:666:G:C2	1:AA:691:C:N3	2.87	0.42
1:AA:75:G:H2'	1:AA:75:G:N3	2.35	0.42
1:AA:988:G:C2	1:AA:998:U:H1'	2.54	0.42
2:AB:168:THR:HG23	2:AB:192:SER:OG	2.19	0.42
6:AF:39:LYS:CG	6:AF:40:VAL:H	2.29	0.42
6:AF:50:TYR:CE1	18:AR:77:GLY:HA2	2.55	0.42
7:AG:49:ILE:CG2	7:AG:53:LYS:HD2	2.45	0.42
8:AH:114:THR:C	8:AH:116:LYS:H	2.22	0.42
8:AH:118:VAL:C	8:AH:119:LEU:HD23	2.40	0.42
8:AH:21:LYS:O	8:AH:22:GLU:C	2.58	0.42
9:AI:8:GLY:HA2	9:AI:79:LEU:HB3	2.00	0.42
10:AJ:78:ASN:HD21	10:AJ:80:LYS:CB	2.33	0.42
11:AK:121:PRO:C	11:AK:122:LYS:O	2.57	0.42
11:AK:12:ARG:CG	11:AK:13:GLN:H	2.31	0.42
11:AK:22:HIS:HB3	11:AK:29:ILE:CG2	2.46	0.42
12:AL:28:LYS:O	12:AL:29:GLY:C	2.58	0.42
13:AM:82:MET:O	13:AM:83:ASP:O	2.37	0.42
15:AO:36:ILE:HG23	15:AO:56:LEU:HD11	2.00	0.42
18:AR:32:ARG:O	18:AR:69:THR:HG21	2.19	0.42
1:AA:1294:U:O4	19:AS:4:SER:N	2.52	0.42
20:AT:52:ALA:CB	20:AT:92:LEU:HD11	2.49	0.42
48:B1:51:VAL:HG12	48:B1:58:ILE:O	2.19	0.42
48:B1:92:LYS:HG3	48:B1:93:GLU:N	2.35	0.42
49:B2:14:ARG:HD3	49:B2:66:GLU:OE2	2.19	0.42
49:B2:14:ARG:CG	49:B2:14:ARG:HH11	2.30	0.42
55:B8:14:VAL:CG2	55:B8:22:VAL:CG1	2.98	0.42
25:BA:108:U:C2	25:BA:109:G:C8	3.07	0.42
25:BA:1681:G:OP2	25:BA:1681:G:H8	2.02	0.42

Continued on next page...

Continued from previous page...

Atom-1	Atom-2	Interatomic distance (Å)	Clash overlap (Å)
25:BA:1914:C:O5'	25:BA:1914:C:O2	2.37	0.42
25:BA:2302:G:C6	25:BA:2303:G:C5	3.07	0.42
25:BA:2334:G:H21	39:BS:18:ILE:HG12	1.85	0.42
25:BA:2327:A:C5	25:BA:2388:A:C6	3.07	0.42
25:BA:2473:U:H2'	25:BA:2473:U:O2	2.18	0.42
25:BA:2521:C:H42	25:BA:2544:G:H1	1.68	0.42
25:BA:549:G:H3'	25:BA:551:G:H5''	2.01	0.42
13:AM:94:ARG:NE	25:BA:887:A:H3'	2.31	0.42
27:BC:169:GLY:O	27:BC:170:ALA:HB3	2.19	0.42
27:BC:214:VAL:C	27:BC:216:THR:H	2.23	0.42
25:BA:728:G:O3'	28:BD:10:THR:HG21	2.20	0.42
28:BD:25:THR:C	28:BD:27:THR:H	2.23	0.42
28:BD:43:ARG:HH11	28:BD:44:ASN:ND2	2.16	0.42
25:BA:1815:A:P	28:BD:54:ARG:HH22	2.43	0.42
29:BE:24:THR:HG23	29:BE:24:THR:O	2.19	0.42
29:BE:47:VAL:HG21	29:BE:86:PRO:HD3	2.01	0.42
31:BG:13:GLU:O	31:BG:14:GLU:CB	2.67	0.42
31:BG:125:PHE:HZ	31:BG:180:PHE:CZ	2.38	0.42
35:BO:47:ILE:HG23	35:BO:48:PRO:HD2	2.00	0.42
36:BP:83:VAL:CG1	36:BP:114:ILE:HA	2.50	0.42
36:BP:7:ARG:CZ	36:BP:7:ARG:HB2	2.50	0.42
38:BR:80:PHE:HD1	38:BR:80:PHE:HA	1.75	0.42
39:BS:56:LEU:HD22	39:BS:58:LEU:HD13	2.01	0.42
39:BS:59:LYS:HE3	39:BS:68:GLN:NE2	2.32	0.42
39:BS:79:ALA:C	39:BS:80:LEU:HD12	2.40	0.42
40:BT:32:TYR:CD1	40:BT:81:PRO:O	2.73	0.42
40:BT:55:ASN:O	40:BT:57:PHE:N	2.53	0.42
43:BW:1:MET:CE	43:BW:2:GLU:H	2.32	0.42
43:BW:58:ALA:HB1	43:BW:64:MET:SD	2.60	0.42
45:BY:52:SER:O	45:BY:54:LYS:N	2.53	0.42
46:BZ:120:ILE:O	46:BZ:171:ILE:HA	2.20	0.42
46:BZ:53:ILE:HG21	46:BZ:71:VAL:O	2.20	0.42
46:BZ:99:TYR:H	46:BZ:99:TYR:HD2	1.67	0.42
1:CA:1099:G:H4'	9:CI:104:ARG:NH1	2.33	0.42
1:CA:1324:G:H1'	9:CI:121:ARG:HH12	1.85	0.42
1:CA:402:G:H1	1:CA:430:C:N4	2.09	0.42
1:CA:626:C:H2'	1:CA:627:G:H8	1.83	0.42
1:CA:711:A:H2'	1:CA:712:A:H8	1.83	0.42
1:CA:765:A:H62	1:CA:783:G:H21	1.68	0.42
1:CA:835:G:O6	1:CA:846:G:C8	2.73	0.42
2:CB:114:ARG:HG3	2:CB:114:ARG:NH1	2.31	0.42

Continued on next page...

Continued from previous page...

Atom-1	Atom-2	Interatomic distance (Å)	Clash overlap (Å)
3:CC:130:VAL:O	3:CC:134:ILE:HG12	2.20	0.42
3:CC:156:ARG:NH2	3:CC:160:ALA:O	2.50	0.42
3:CC:8:ILE:HG23	3:CC:16:ARG:HG2	2.02	0.42
4:CD:174:LEU:O	4:CD:186:LEU:HD11	2.19	0.42
5:CE:150:ARG:HB2	5:CE:150:ARG:NH1	2.35	0.42
7:CG:47:CYS:C	7:CG:49:ILE:N	2.73	0.42
8:CH:12:ARG:HH11	8:CH:26:VAL:HA	1.83	0.42
9:CI:37:PHE:CE1	9:CI:74:ILE:HG12	2.54	0.42
9:CI:19:LEU:HD21	9:CI:61:ALA:HB2	2.00	0.42
10:CJ:48:THR:CG2	10:CJ:62:HIS:HB3	2.45	0.42
14:CN:42:ILE:O	14:CN:45:ARG:N	2.53	0.42
17:CQ:92:ARG:O	17:CQ:95:TYR:CD2	2.72	0.42
21:CU:6:ARG:NE	21:CU:15:ARG:HH22	1.95	0.42
23:CV:25:U:C6	23:CV:25:U:O5'	2.72	0.42
22:CW:28:G:N2	22:CW:43:C:N3	2.66	0.42
22:CW:18:G:N2	22:CW:55:U:H6	2.18	0.42
13:CM:125:ARG:CG	22:CY:38:A:O2'	2.65	0.42
54:D7:31:LEU:O	54:D7:35:ARG:HB2	2.20	0.42
25:DA:1609:A:C2	25:DA:1616:A:C8	3.08	0.42
25:DA:200:U:H2'	25:DA:201:C:H5'	2.02	0.42
25:DA:2302:G:C6	25:DA:2303:G:C5	3.07	0.42
25:DA:2770:G:H5'	25:DA:2771:C:OP2	2.19	0.42
25:DA:395:U:O2	25:DA:395:U:C2'	2.63	0.42
25:DA:589:C:O3'	30:DF:95:ARG:NH1	2.52	0.42
26:DB:32:C:C2	26:DB:51:G:N2	2.88	0.42
27:DC:47:LEU:HB2	27:DC:207:THR:CB	2.49	0.42
25:DA:773:U:H4'	28:DD:47:GLY:CA	2.50	0.42
29:DE:66:HIS:ND1	29:DE:66:HIS:O	2.38	0.42
30:DF:53:THR:HG23	30:DF:54:ARG:N	2.33	0.42
32:DH:156:ALA:N	32:DH:158:HIS:H	2.12	0.42
32:DH:50:VAL:HG12	32:DH:51:ARG:N	2.35	0.42
35:DO:88:ASN:ND2	35:DO:90:GLN:HB2	2.31	0.42
37:DQ:12:GLN:HE21	37:DQ:73:PRO:HD3	1.83	0.42
25:DA:2683:C:P	40:DT:53:ARG:HH22	2.42	0.42
41:DU:12:ARG:C	41:DU:15:LYS:HZ2	2.21	0.42
41:DU:83:LEU:HD12	41:DU:113:ALA:HB2	2.02	0.42
42:DV:38:LEU:CD1	42:DV:57:VAL:HB	2.49	0.42
43:DW:41:LYS:HE3	43:DW:41:LYS:HB3	1.81	0.42
43:DW:87:PRO:HA	43:DW:93:ALA:HA	2.02	0.42
45:DY:28:LYS:CE	45:DY:28:LYS:N	2.83	0.42
45:DY:77:PRO:O	45:DY:78:ALA:CB	2.68	0.42

Continued on next page...

Continued from previous page...

Atom-1	Atom-2	Interatomic distance (Å)	Clash overlap (Å)
1:AA:99:C:H2'	1:AA:100:G:H8	1.83	0.42
1:AA:1187:G:O4'	3:AC:194:GLY:HA2	2.19	0.42
1:AA:1473:C:H2'	1:AA:1474:G:O4'	2.19	0.42
1:AA:329:C:H2'	1:AA:330:C:C6	2.55	0.42
1:AA:983:A:H5''	1:AA:984:C:OP2	2.19	0.42
2:AB:74:LYS:HE3	2:AB:166:ASP:HB3	2.02	0.42
3:AC:207:VAL:HG12	3:AC:207:VAL:O	2.20	0.42
4:AD:24:GLU:O	4:AD:27:TYR:HB2	2.19	0.42
4:AD:81:GLU:OE1	4:AD:139:ARG:NH2	2.52	0.42
5:AE:12:LEU:C	5:AE:13:ILE:HG13	2.39	0.42
5:AE:150:ARG:CZ	5:AE:150:ARG:CB	2.97	0.42
7:AG:113:GLU:HB3	7:AG:118:VAL:HG23	2.02	0.42
9:AI:125:TYR:CE2	9:AI:127:LYS:HB2	2.55	0.42
13:AM:116:THR:C	13:AM:117:VAL:HG23	2.40	0.42
14:AN:27:CYS:C	14:AN:29:ARG:H	2.23	0.42
15:AO:20:GLY:O	15:AO:22:THR:HG23	2.20	0.42
15:AO:47:LYS:HG2	15:AO:47:LYS:H	1.57	0.42
20:AT:40:ALA:HB2	20:AT:55:ILE:HG22	2.02	0.42
20:AT:71:THR:HB	20:AT:72:LEU:H	1.56	0.42
1:AA:180:C:O2'	20:AT:85:MET:SD	2.58	0.42
23:AV:14:A:H2'	23:AV:15:G:H5'	2.02	0.42
23:AV:20:G:C6	23:AV:58:A:C2	3.08	0.42
22:AW:2:C:N4	22:AW:71:G:H1	2.04	0.42
49:B2:47:ASN:O	49:B2:49:LYS:N	2.52	0.42
50:B3:59:VAL:CG1	50:B3:60:GLU:N	2.83	0.42
53:B6:11:LEU:HD13	53:B6:12:GLU:N	2.34	0.42
55:B8:50:LEU:O	55:B8:51:ALA:HB3	2.20	0.42
25:BA:2527:C:C5'	56:B9:30:PRO:HB2	2.49	0.42
25:BA:1018:C:C2'	25:BA:1019:U:H5'	2.50	0.42
25:BA:1240:U:O2'	25:BA:1241:A:H5'	2.19	0.42
25:BA:142:A:H8	25:BA:1408:C:H1'	1.83	0.42
25:BA:1717:G:H2'	25:BA:1718:G:H5''	2.02	0.42
25:BA:1851:U:C2'	25:BA:1852:C:H5'	2.50	0.42
25:BA:198:C:H6	25:BA:198:C:O5'	2.02	0.42
25:BA:2015:A:H1'	52:B5:2:ALA:CA	2.43	0.42
25:BA:2172:U:O2'	25:BA:2173:A:OP1	2.38	0.42
25:BA:2726:U:O2'	25:BA:2727:G:H5'	2.20	0.42
25:BA:2759:G:C2'	25:BA:2760:C:H5'	2.49	0.42
25:BA:519:U:O2'	25:BA:520:G:H5'	2.19	0.42
25:BA:635:C:O2'	25:BA:636:G:H5'	2.20	0.42
25:BA:658:C:H2'	25:BA:659:C:C6	2.55	0.42

Continued on next page...

Continued from previous page...

Atom-1	Atom-2	Interatomic distance (Å)	Clash overlap (Å)
26:BB:71:C:H2'	26:BB:72:G:C8	2.47	0.42
27:BC:154:ARG:C	27:BC:156:ILE:H	2.23	0.42
27:BC:82:LYS:HZ3	27:BC:149:ILE:HA	1.85	0.42
28:BD:136:ILE:HG22	28:BD:140:THR:OG1	2.18	0.42
28:BD:77:ALA:HB2	28:BD:97:TYR:CG	2.54	0.42
31:BG:46:ALA:C	31:BG:51:ARG:HG3	2.39	0.42
31:BG:90:LEU:HA	31:BG:90:LEU:HD23	1.79	0.42
32:BH:127:GLU:HB3	32:BH:128:PRO:HD2	2.00	0.42
32:BH:151:ILE:N	32:BH:151:ILE:HD13	2.35	0.42
34:BN:9:VAL:CG1	34:BN:10:GLU:N	2.83	0.42
36:BP:114:ILE:HD12	36:BP:115:LEU:H	1.84	0.42
36:BP:97:PRO:O	36:BP:99:LEU:N	2.46	0.42
41:BU:92:ARG:HH11	42:BV:11:GLN:HG3	1.83	0.42
46:BZ:177:PRO:O	46:BZ:178:GLU:CG	2.66	0.42
46:BZ:33:LEU:HD11	46:BZ:35:ARG:CB	2.45	0.42
1:CA:1083:A:H4'	1:CA:1084:A:O5'	2.20	0.42
1:CA:1490:A:H2'	1:CA:1491:C:C6	2.54	0.42
1:CA:271:G:O2'	17:CQ:68:ARG:NH1	2.53	0.42
1:CA:397:G:OP1	4:CD:74:GLN:HG2	2.20	0.42
1:CA:496:C:C2	1:CA:522:A:C2	3.07	0.42
1:CA:498:G:C4	1:CA:520:G:N2	2.88	0.42
1:CA:516:A:N6	1:CA:519:C:C2	2.88	0.42
1:CA:762:C:H4'	11:CK:121:PRO:O	2.20	0.42
1:CA:765:A:C6	1:CA:784:U:C2	3.07	0.42
1:CA:898:U:C4	1:CA:899:G:N7	2.88	0.42
1:CA:899:G:C2	1:CA:900:A:C4	3.07	0.42
1:CA:989:G:C6	1:CA:990:U:C4	3.08	0.42
2:CB:97:TRP:CH2	2:CB:176:GLU:CD	2.92	0.42
3:CC:188:LEU:HD12	3:CC:195:VAL:CG1	2.49	0.42
4:CD:127:THR:HG22	4:CD:132:ARG:HA	2.02	0.42
5:CE:7:GLU:HG2	5:CE:37:ARG:HH21	1.84	0.42
6:CF:68:PRO:HG3	6:CF:71:ARG:NH2	2.34	0.42
8:CH:44:PHE:HA	8:CH:79:VAL:HG11	2.00	0.42
9:CI:96:LEU:CG	9:CI:102:LEU:HB2	2.49	0.42
9:CI:50:LEU:HA	9:CI:53:VAL:HG22	2.02	0.42
11:CK:12:ARG:HE	11:CK:14:VAL:CG1	2.33	0.42
12:CL:32:PHE:HB3	12:CL:84:LEU:CD1	2.50	0.42
12:CL:64:TYR:HB3	12:CL:65:GLU:H	1.68	0.42
13:CM:120:LYS:HA	13:CM:120:LYS:HD3	1.83	0.42
13:CM:46:LYS:HG3	13:CM:47:ASP:OD1	2.18	0.42
1:CA:256:U:OP2	20:CT:79:ARG:NH2	2.53	0.42

Continued on next page...

Continued from previous page...

Atom-1	Atom-2	Interatomic distance (Å)	Clash overlap (Å)
20:CT:89:ARG:CZ	20:CT:104:LEU:HD21	2.50	0.42
23:CV:73:A:C6	23:CV:74:A:C5	3.08	0.42
22:CW:74:C:C2'	22:CW:75:C:H5'	2.50	0.42
47:D0:82:ARG:O	47:D0:83:PRO:O	2.38	0.42
50:D3:3:ARG:HA	50:D3:38:GLU:OE2	2.20	0.42
55:D8:46:ARG:HB3	55:D8:47:LYS:H	1.72	0.42
25:DA:1048:A:P	25:DA:1048:A:N3	2.92	0.42
25:DA:1602:U:H3'	25:DA:1603:A:H5'	2.01	0.42
25:DA:1608:A:H1'	25:DA:1610:A:OP2	2.19	0.42
25:DA:1772:G:C2'	25:DA:1773:A:O5'	2.68	0.42
25:DA:1784:A:H4'	25:DA:1785:A:C5'	2.50	0.42
25:DA:1909:C:H5''	25:DA:1909:C:C6	2.55	0.42
25:DA:2015:A:C4	52:D5:6:VAL:HG23	2.55	0.42
25:DA:2236:C:O2'	25:DA:2237:G:H5'	2.20	0.42
25:DA:2300:G:O6	25:DA:2316:C:N4	2.52	0.42
25:DA:2457:U:C2'	25:DA:2458:G:H5'	2.50	0.42
25:DA:2791:C:H41	25:DA:2803:C:N4	2.18	0.42
25:DA:2817:G:H21	25:DA:2836:U:H1'	1.84	0.42
25:DA:2825:C:H2'	25:DA:2826:A:O4'	2.19	0.42
25:DA:282:A:H3'	25:DA:284:U:O4	2.18	0.42
25:DA:613:G:C2	25:DA:614:U:C6	3.07	0.42
25:DA:635:C:O2'	25:DA:636:G:H5'	2.20	0.42
25:DA:2128:C:OP1	27:DC:35:ALA:CB	2.67	0.42
28:DD:96:HIS:ND1	28:DD:102:LYS:HG2	2.34	0.42
28:DD:146:GLU:HG2	28:DD:152:GLY:C	2.40	0.42
30:DF:131:GLY:O	30:DF:132:VAL:O	2.36	0.42
32:DH:17:VAL:CB	32:DH:45:VAL:CB	2.87	0.42
32:DH:26:VAL:HG11	32:DH:76:VAL:HA	2.00	0.42
32:DH:27:LYS:HE3	32:DH:32:GLU:HB2	2.00	0.42
32:DH:94:TYR:CZ	32:DH:107:VAL:HB	2.55	0.42
34:DN:132:ALA:O	34:DN:133:GLN:HB3	2.19	0.42
34:DN:62:VAL:HG22	34:DN:66:LYS:HD3	2.00	0.42
35:DO:10:VAL:HG23	35:DO:12:ASP:H	1.85	0.42
36:DP:140:ALA:O	36:DP:141:ALA:CB	2.66	0.42
37:DQ:72:LYS:HA	37:DQ:73:PRO:HD3	1.87	0.42
38:DR:76:VAL:O	38:DR:79:LEU:HB3	2.18	0.42
39:DS:79:ALA:C	39:DS:80:LEU:HD12	2.40	0.42
41:DU:105:VAL:O	41:DU:109:LEU:CD1	2.67	0.42
41:DU:12:ARG:CA	41:DU:15:LYS:NZ	2.82	0.42
41:DU:55:ARG:HA	41:DU:58:ARG:HG3	1.99	0.42
46:DZ:104:PHE:CD1	46:DZ:139:VAL:HB	2.52	0.42

Continued on next page...

Continued from previous page...

Atom-1	Atom-2	Interatomic distance (Å)	Clash overlap (Å)
46:DZ:44:PHE:CZ	46:DZ:86:VAL:HG11	2.54	0.42
46:DZ:61:LEU:HB2	46:DZ:65:GLN:HB2	2.00	0.42
1:AA:1206:A:H5'	1:AA:1207:C:OP2	2.20	0.42
1:AA:1337:G:H2'	1:AA:1338:A:C8	2.54	0.42
1:AA:1397:G:N3	1:AA:1463:G:C2	2.88	0.42
1:AA:365:C:C2	1:AA:366:G:C8	3.08	0.42
2:AB:8:LYS:C	2:AB:12:GLU:HG3	2.39	0.42
2:AB:178:ARG:HD3	2:AB:178:ARG:HA	1.94	0.42
3:AC:134:ILE:HG23	3:AC:151:VAL:HB	2.02	0.42
3:AC:34:LEU:HD12	14:AN:25:VAL:CG1	2.50	0.42
5:AE:41:VAL:CG1	5:AE:112:LEU:C	2.88	0.42
6:AF:52:ILE:N	6:AF:55:ASP:O	2.43	0.42
7:AG:95:ARG:HG3	7:AG:95:ARG:NH1	2.35	0.42
8:AH:97:VAL:HG13	8:AH:98:LYS:N	2.34	0.42
10:AJ:92:THR:HG23	10:AJ:93:GLY:N	2.34	0.42
20:AT:53:LEU:CD1	20:AT:102:GLY:HA3	2.49	0.42
20:AT:98:PRO:C	20:AT:100:ILE:N	2.73	0.42
22:AY:43:C:H6	22:AY:43:C:H3'	1.84	0.42
47:B0:82:ARG:O	47:B0:83:PRO:O	2.38	0.42
50:B3:31:LEU:C	50:B3:33:GLN:N	2.73	0.42
54:B7:31:LEU:O	54:B7:35:ARG:HB2	2.20	0.42
25:BA:108:U:H2'	25:BA:109:G:C8	2.55	0.42
25:BA:1108:U:C2'	25:BA:1109:C:H5'	2.50	0.42
25:BA:1348:G:H2'	25:BA:1349:A:C5'	2.45	0.42
25:BA:1365:A:H5''	48:B1:41:ARG:NH1	2.22	0.42
25:BA:1573:G:C2'	25:BA:1574:C:H5'	2.49	0.42
25:BA:188:G:H5'	48:B1:14:VAL:HG21	2.02	0.42
25:BA:1961:C:C2'	25:BA:1962:C:H5'	2.49	0.42
25:BA:2236:C:O2'	25:BA:2237:G:H5'	2.20	0.42
25:BA:2313:C:OP1	31:BG:71:THR:HG21	2.20	0.42
25:BA:2817:G:H21	25:BA:2836:U:H1'	1.84	0.42
25:BA:523:C:C2'	25:BA:524:U:H5'	2.50	0.42
25:BA:833:U:H2'	25:BA:834:C:C6	2.55	0.42
26:BB:16:G:O2'	26:BB:17:C:H5'	2.20	0.42
28:BD:24:ILE:HD12	28:BD:84:TYR:HB2	2.01	0.42
29:BE:176:ILE:CG2	29:BE:178:GLU:HB3	2.49	0.42
31:BG:64:THR:CG2	31:BG:65:GLY:N	2.79	0.42
32:BH:154:PRO:O	32:BH:155:SER:O	2.38	0.42
34:BN:136:GLU:OE1	34:BN:137:LYS:N	2.53	0.42
34:BN:26:LEU:HG	34:BN:30:ILE:CD1	2.50	0.42
34:BN:45:ASN:ND2	34:BN:45:ASN:O	2.52	0.42

Continued on next page...

Continued from previous page...

Atom-1	Atom-2	Interatomic distance (Å)	Clash overlap (Å)
34:BN:22:THR:HA	34:BN:61:ARG:O	2.19	0.42
35:BO:88:ASN:ND2	35:BO:90:GLN:HB2	2.31	0.42
36:BP:56:SER:O	36:BP:57:THR:CB	2.68	0.42
36:BP:6:LEU:N	36:BP:6:LEU:HD23	2.29	0.42
36:BP:91:PHE:N	36:BP:91:PHE:HD1	2.16	0.42
25:BA:1651:G:OP1	38:BR:40:LYS:HE3	2.20	0.42
41:BU:83:LEU:HD12	41:BU:113:ALA:HB2	2.02	0.42
41:BU:66:ASN:OD1	41:BU:76:TYR:CB	2.68	0.42
41:BU:8:VAL:O	41:BU:9:VAL:C	2.58	0.42
42:BV:21:ARG:O	42:BV:22:VAL:HG13	2.20	0.42
45:BY:46:LYS:HB3	45:BY:47:LYS:H	1.51	0.42
46:BZ:150:LEU:N	46:BZ:150:LEU:HD13	2.35	0.42
1:CA:1066:G:OP1	1:CA:1068:U:C4	2.73	0.42
1:CA:1110:C:H2'	1:CA:1112:A:N7	2.34	0.42
1:CA:1295:C:H2'	1:CA:1296:U:H6	1.85	0.42
1:CA:1327:A:N6	1:CA:1356:A:H3'	2.32	0.42
1:CA:707:G:C2	1:CA:708:G:C8	3.08	0.42
1:CA:637:G:H1'	1:CA:736:A:C2	2.55	0.42
2:CB:124:SER:O	2:CB:127:ILE:HG12	2.20	0.42
2:CB:132:LYS:HA	2:CB:135:GLN:CG	2.50	0.42
2:CB:170:GLU:HA	2:CB:172:ILE:CD1	2.50	0.42
2:CB:187:LEU:HA	2:CB:201:ILE:O	2.20	0.42
4:CD:28:SER:O	4:CD:30:LYS:HG2	2.20	0.42
5:CE:112:LEU:N	5:CE:112:LEU:HD23	2.35	0.42
6:CF:30:LEU:HD23	6:CF:75:LEU:HD11	2.01	0.42
6:CF:4:TYR:HD1	6:CF:92:LYS:HA	1.84	0.42
7:CG:131:LYS:O	7:CG:131:LYS:HG3	2.19	0.42
8:CH:109:ILE:HG22	8:CH:137:VAL:HB	2.00	0.42
9:CI:11:LYS:O	9:CI:12:GLU:C	2.58	0.42
9:CI:125:TYR:CE2	9:CI:127:LYS:HB2	2.54	0.42
9:CI:18:PHE:HB2	9:CI:62:TYR:HB3	2.02	0.42
10:CJ:7:LYS:CD	10:CJ:71:LEU:HD13	2.42	0.42
12:CL:113:ARG:NH1	12:CL:113:ARG:HG2	2.34	0.42
12:CL:58:VAL:O	12:CL:65:GLU:HA	2.19	0.42
14:CN:34:TYR:H	14:CN:34:TYR:HD1	1.66	0.42
16:CP:6:LEU:HD12	16:CP:6:LEU:N	2.35	0.42
6:CF:97:PHE:HD2	18:CR:31:LEU:HD21	1.85	0.42
18:CR:61:LYS:CG	18:CR:65:ILE:HD11	2.49	0.42
19:CS:39:THR:HG22	19:CS:40:ILE:H	1.82	0.42
1:CA:1294:U:P	19:CS:6:LYS:HG3	2.60	0.42
23:CV:15:G:N1	23:CV:22:A:C2	2.87	0.42

Continued on next page...

Continued from previous page...

Atom-1	Atom-2	Interatomic distance (Å)	Clash overlap (Å)
23:CV:32:G:C4	23:CV:33:C:C5	3.08	0.42
22:CY:28:G:C5	22:CY:29:G:N7	2.87	0.42
48:D1:23:LYS:CD	48:D1:28:GLY:HA3	2.49	0.42
48:D1:71:TYR:N	48:D1:71:TYR:CD1	2.88	0.42
49:D2:4:SER:O	49:D2:7:ARG:HG2	2.19	0.42
50:D3:23:LEU:CD1	50:D3:50:VAL:HG11	2.49	0.42
55:D8:50:LEU:O	55:D8:51:ALA:HB3	2.20	0.42
25:DA:1427:A:H4'	25:DA:1428:C:O5'	2.20	0.42
25:DA:1270:C:O2'	25:DA:1648:C:OP2	2.30	0.42
25:DA:2223:G:O2'	25:DA:2224:G:H5'	2.20	0.42
25:DA:2525:G:O4'	25:DA:2741:A:H2	2.02	0.42
25:DA:10:G:O6	25:DA:2629:A:C8	2.73	0.42
25:DA:2675:A:H4'	35:DO:29:ASN:HD22	1.82	0.42
25:DA:2756:U:H4'	25:DA:2757:A:OP1	2.20	0.42
25:DA:30:G:H2'	25:DA:31:C:C6	2.55	0.42
25:DA:589:C:H2'	25:DA:590:A:C8	2.55	0.42
25:DA:747:U:OP2	52:D5:3:LYS:NZ	2.49	0.42
28:DD:260:ARG:HD3	28:DD:261:LYS:O	2.19	0.42
25:DA:2228:G:OP1	28:DD:261:LYS:CE	2.68	0.42
29:DE:28:ALA:O	29:DE:29:GLY:O	2.38	0.42
31:DG:95:ARG:NH1	31:DG:95:ARG:HG2	2.34	0.42
32:DH:109:PHE:N	32:DH:109:PHE:CD1	2.83	0.42
33:DI:68:LEU:O	33:DI:72:LEU:HB3	2.19	0.42
34:DN:128:HIS:HA	34:DN:129:PRO:HD2	1.83	0.42
39:DS:16:ASN:O	39:DS:20:ARG:NH2	2.51	0.42
41:DU:105:VAL:CG1	42:DV:40:LEU:CD1	2.98	0.42
43:DW:19:LEU:HB3	52:D5:25:LEU:HD11	2.02	0.42
43:DW:52:GLU:HA	43:DW:52:GLU:OE2	2.20	0.42
45:DY:99:CYS:O	45:DY:100:ALA:CB	2.68	0.42
46:DZ:150:LEU:HD13	46:DZ:150:LEU:N	2.35	0.42
1:AA:1141:U:C4	1:AA:1163:G:C4	3.08	0.42
1:AA:1493:G:H2'	1:AA:1495:A:OP2	2.19	0.42
1:AA:802:A:C5	1:AA:1506:G:C6	3.07	0.42
1:AA:484:C:H2'	1:AA:485:G:C8	2.55	0.42
1:AA:542:A:H4'	1:AA:543:U:H3'	2.01	0.42
1:AA:762:C:N4	1:AA:763:A:C6	2.88	0.42
1:AA:953:G:OP1	14:AN:32:SER:N	2.52	0.42
1:AA:981:G:H2'	1:AA:982:A:C4'	2.49	0.42
2:AB:189:ASP:HB2	2:AB:190:THR:H	1.75	0.42
3:AC:32:LEU:HD22	3:AC:59:ARG:NH1	2.35	0.42
4:AD:14:ARG:HG3	4:AD:15:GLU:OE1	2.20	0.42

Continued on next page...

Continued from previous page...

Atom-1	Atom-2	Interatomic distance (Å)	Clash overlap (Å)
11:AK:107:SER:OG	11:AK:108:ILE:N	2.53	0.42
11:AK:12:ARG:HE	11:AK:14:VAL:CG1	2.32	0.42
13:AM:34:LEU:HD13	13:AM:41:PRO:CA	2.47	0.42
1:AA:259:U:O2	17:AQ:64:PRO:HG2	2.20	0.42
19:AS:16:LEU:N	19:AS:16:LEU:CD1	2.83	0.42
19:AS:37:ARG:HG3	19:AS:37:ARG:H	1.58	0.42
19:AS:61:TYR:O	19:AS:62:ILE:HB	2.20	0.42
20:AT:45:GLN:C	20:AT:47:GLY:H	2.22	0.42
1:AA:1210:A:O3'	23:AV:31:G:H5''	2.19	0.42
23:AV:41:C:C3'	23:AV:41:C:C6	3.03	0.42
47:B0:72:ARG:CZ	47:B0:75:LEU:HD13	2.50	0.42
54:B7:43:THR:HG23	54:B7:44:PRO:CD	2.43	0.42
25:BA:1048:A:N3	25:BA:1048:A:P	2.93	0.42
25:BA:1332:G:H21	25:BA:1610:A:H8	1.60	0.42
25:BA:1796:U:H4'	28:BD:256:GLY:N	2.35	0.42
25:BA:1864:U:H6	25:BA:1864:U:OP2	2.03	0.42
25:BA:2136:C:N4	25:BA:2155:G:N1	2.67	0.42
25:BA:2222:G:O2'	25:BA:2223:G:H5'	2.20	0.42
25:BA:2538:C:N3	25:BA:2539:C:C5	2.88	0.42
25:BA:2612:C:C4	25:BA:2613:U:H5	2.38	0.42
25:BA:2754:U:H2'	25:BA:2755:C:H5''	2.02	0.42
25:BA:2881:C:C2	25:BA:2882:A:C8	3.07	0.42
25:BA:589:C:H2'	25:BA:590:A:C8	2.55	0.42
25:BA:640:C:O2'	25:BA:641:C:H5'	2.19	0.42
25:BA:703:U:H2'	25:BA:704:G:H5'	2.02	0.42
25:BA:747:U:OP2	52:B5:3:LYS:CE	2.67	0.42
25:BA:818:G:H5'	25:BA:839:U:OP1	2.20	0.42
26:BB:65:C:C2'	26:BB:66:A:H5'	2.50	0.42
26:BB:73:A:C4	26:BB:105:A:C2	3.07	0.42
27:BC:99:ILE:HG23	27:BC:103:ILE:CB	2.50	0.42
28:BD:232:PRO:HD2	28:BD:249:PRO:HA	2.01	0.42
28:BD:48:ARG:HH11	28:BD:48:ARG:CG	2.27	0.42
29:BE:169:ASN:OD1	29:BE:203:LYS:HB3	2.19	0.42
30:BF:127:GLU:HG2	30:BF:196:LEU:HD11	2.02	0.42
30:BF:1:MET:CE	30:BF:27:GLU:HG3	2.50	0.42
31:BG:114:ILE:O	31:BG:116:ASP:N	2.53	0.42
31:BG:172:LEU:O	31:BG:176:LEU:HD12	2.20	0.42
31:BG:91:ARG:C	31:BG:91:ARG:HD2	2.40	0.42
36:BP:30:THR:CG2	36:BP:31:ALA:H	2.19	0.42
36:BP:7:ARG:CB	36:BP:7:ARG:CZ	2.98	0.42
38:BR:63:ARG:HG3	38:BR:80:PHE:HE2	1.85	0.42

Continued on next page...

Continued from previous page...

Atom-1	Atom-2	Interatomic distance (Å)	Clash overlap (Å)
39:BS:98:VAL:HG22	39:BS:100:ALA:H	1.84	0.42
40:BT:36:GLU:HB2	40:BT:38:ASN:H	1.85	0.42
40:BT:55:ASN:O	40:BT:55:ASN:ND2	2.53	0.42
41:BU:52:ARG:HD3	41:BU:55:ARG:NE	2.26	0.42
43:BW:8:ARG:HD3	43:BW:102:HIS:CD2	2.55	0.42
43:BW:87:PRO:HA	43:BW:93:ALA:HA	2.01	0.42
45:BY:77:PRO:O	45:BY:78:ALA:CB	2.68	0.42
1:CA:982:A:C6	1:CA:1019:C:N4	2.88	0.42
1:CA:113:A:H2'	1:CA:115:G:N7	2.35	0.42
1:CA:928:G:C6	1:CA:1212:G:C6	3.08	0.42
1:CA:1442:C:H2'	1:CA:1443:C:O4'	2.20	0.42
1:CA:255:G:H2'	1:CA:256:U:C6	2.55	0.42
1:CA:790:A:H2'	1:CA:791:C:C6	2.55	0.42
4:CD:100:ARG:CZ	4:CD:137:SER:HA	2.50	0.42
4:CD:81:GLU:CD	4:CD:139:ARG:HH22	2.23	0.42
10:CJ:51:ARG:HE	10:CJ:61:GLU:HB2	1.84	0.42
10:CJ:90:LEU:N	10:CJ:91:PRO:HD3	2.35	0.42
11:CK:27:ASN:HA	11:CK:55:LYS:C	2.39	0.42
12:CL:119:LYS:O	12:CL:120:TYR:HB2	2.20	0.42
13:CM:12:ASN:O	13:CM:13:LYS:HG2	2.19	0.42
20:CT:14:LYS:CA	20:CT:17:ARG:HH21	2.32	0.42
23:CV:4:G:N2	23:CV:5:G:H1'	2.34	0.42
48:D1:25:LYS:C	48:D1:27:GLU:N	2.73	0.42
48:D1:92:LYS:HG3	48:D1:93:GLU:N	2.34	0.42
50:D3:6:VAL:HB	50:D3:54:VAL:HG11	2.01	0.42
25:DA:2015:A:N3	52:D5:2:ALA:N	2.68	0.42
53:D6:45:LYS:HB3	53:D6:45:LYS:HE3	1.22	0.42
25:DA:1018:C:C2'	25:DA:1019:U:H5'	2.50	0.42
25:DA:1142(A):A:C5	25:DA:1144:G:C5	3.07	0.42
25:DA:1240:U:O2'	25:DA:1241:A:H5'	2.19	0.42
25:DA:1686:C:C5'	25:DA:1686:C:C6	2.97	0.42
25:DA:1930:G:N2	25:DA:1968:G:H2'	2.35	0.42
25:DA:2091:U:O2'	48:D1:47:GLN:HG3	2.20	0.42
25:DA:2239:G:H5'	28:DD:251:GLY:HA3	2.01	0.42
25:DA:271(J):C:H2'	25:DA:271(K):U:H5''	2.02	0.42
25:DA:2893:G:H8	25:DA:2893:G:H5'	1.83	0.42
25:DA:363:G:N7	25:DA:363(A):A:N7	2.68	0.42
25:DA:498:G:O2'	25:DA:499:U:H5'	2.20	0.42
27:DC:168:THR:HA	27:DC:173:ALA:HB1	2.01	0.42
28:DD:176:ARG:CG	28:DD:176:ARG:HH11	2.28	0.42
29:DE:176:ILE:HB	29:DE:181:LEU:HB2	2.01	0.42

Continued on next page...

Continued from previous page...

Atom-1	Atom-2	Interatomic distance (Å)	Clash overlap (Å)
32:DH:170:ARG:HG2	32:DH:171:LEU:N	2.35	0.42
35:DO:28:SER:O	35:DO:29:ASN:C	2.56	0.42
36:DP:108:LYS:O	36:DP:110:TYR:N	2.52	0.42
36:DP:9:ASN:C	36:DP:11:GLY:N	2.71	0.42
38:DR:14:SER:OG	38:DR:15:SER:N	2.53	0.42
25:DA:2296:U:H2'	39:DS:13:ARG:NH2	2.35	0.42
39:DS:70:GLY:C	39:DS:72:ALA:N	2.69	0.42
39:DS:88:ASP:CG	39:DS:89:ARG:N	2.73	0.42
40:DT:125:ARG:HA	40:DT:125:ARG:HD3	1.71	0.42
41:DU:97:ASP:O	41:DU:100:VAL:HB	2.19	0.42
41:DU:30:LYS:HD3	41:DU:30:LYS:HA	1.94	0.42
43:DW:20:VAL:HG11	43:DW:44:ALA:HA	2.01	0.42
43:DW:64:MET:CE	43:DW:109:GLU:HG2	2.50	0.42
45:DY:15:VAL:CG1	45:DY:16:ALA:N	2.82	0.42
45:DY:91:GLU:HB3	45:DY:92:ASN:H	1.50	0.42
1:AA:1005:C:H1'	1:AA:1017:A:H2	1.85	0.42
1:AA:1242:A:C6	1:AA:1243:C:C2	3.08	0.42
1:AA:154:A:N3	1:AA:154:A:C2'	2.81	0.42
1:AA:525:G:N2	1:AA:526:C:C2	2.88	0.42
1:AA:619:U:H2'	1:AA:620:G:C8	2.55	0.42
1:AA:814:U:O2'	1:AA:815:C:H5'	2.19	0.42
1:AA:931:G:C5	1:AA:932:U:C4	3.08	0.42
3:AC:66:VAL:O	3:AC:66:VAL:HG12	2.19	0.42
6:AF:15:ASP:OD1	6:AF:17:SER:HB2	2.20	0.42
8:AH:118:VAL:O	8:AH:119:LEU:HD23	2.20	0.42
9:AI:43:ALA:O	9:AI:45:ALA:N	2.52	0.42
12:AL:113:ARG:NH1	12:AL:113:ARG:HG2	2.35	0.42
1:AA:33:A:N3	12:AL:32:PHE:HE2	2.18	0.42
12:AL:83:VAL:CG1	12:AL:84:LEU:N	2.83	0.42
14:AN:8:GLU:HG3	14:AN:12:ARG:HH11	1.85	0.42
23:AV:72:C:C3'	23:AV:72:C:C6	3.02	0.42
23:AV:76:C:P	23:AV:77:A:OP2	2.78	0.42
22:AW:30:G:O2'	22:AW:31:A:H5'	2.19	0.42
22:AY:32:U:C4	22:AY:33:U:C4	3.08	0.42
47:B0:33:ALA:N	47:B0:64:ASP:OD1	2.53	0.42
48:B1:25:LYS:C	48:B1:27:GLU:N	2.74	0.42
25:BA:2230:G:C4'	48:B1:43:TYR:HB2	2.50	0.42
50:B3:31:LEU:O	50:B3:33:GLN:N	2.52	0.42
25:BA:1234:U:O2'	25:BA:1235:G:H5'	2.20	0.42
25:BA:1352:U:O2'	25:BA:1353:A:H5'	2.20	0.42
25:BA:1365:A:O2'	48:B1:11:ARG:NH2	2.44	0.42

Continued on next page...

Continued from previous page...

Atom-1	Atom-2	Interatomic distance (Å)	Clash overlap (Å)
25:BA:1399:C:O2'	25:BA:1400:G:H5'	2.20	0.42
25:BA:154(A):C:N4	25:BA:172:C:H42	2.16	0.42
25:BA:1946:U:H2'	25:BA:1947:C:H6	1.85	0.42
25:BA:2078:C:C4	25:BA:2079:U:C4	3.08	0.42
25:BA:10:G:O6	25:BA:2629:A:C8	2.73	0.42
25:BA:332:A:O2'	25:BA:333:G:O5'	2.38	0.42
25:BA:676:A:H2	25:BA:802:A:N6	2.17	0.42
25:BA:7:G:H1	25:BA:2896:C:H42	1.68	0.42
25:BA:851:U:O4'	50:B3:46:ASN:OD1	2.38	0.42
27:BC:82:LYS:O	27:BC:86:ALA:HB3	2.20	0.42
28:BD:257:LEU:C	28:BD:257:LEU:CD2	2.88	0.42
28:BD:74:GLY:O	28:BD:76:PRO:HD3	2.19	0.42
29:BE:37:ARG:HD3	29:BE:42:ASP:OD2	2.20	0.42
25:BA:2638:G:P	29:BE:82:ARG:NH2	2.93	0.42
25:BA:674:G:P	30:BF:54:ARG:HH22	2.43	0.42
31:BG:9:ARG:O	31:BG:10:LYS:C	2.58	0.42
32:BH:164:TYR:O	32:BH:165:ALA:HB2	2.20	0.42
33:BI:101:LEU:HB3	33:BI:109:ILE:CD1	2.43	0.42
33:BI:72:LEU:CD1	33:BI:138:ILE:HG21	2.49	0.42
34:BN:58:ASP:C	34:BN:60:ILE:HG13	2.40	0.42
34:BN:62:VAL:HG22	34:BN:66:LYS:HB2	2.00	0.42
36:BP:121:LYS:O	36:BP:123:LEU:N	2.53	0.42
36:BP:90:ARG:HB3	36:BP:91:PHE:HD1	1.85	0.42
40:BT:50:ILE:HD12	40:BT:50:ILE:N	2.35	0.42
43:BW:34:ASN:OD1	52:B5:39:MET:HE3	2.20	0.42
43:BW:9:TYR:HD2	43:BW:9:TYR:H	1.66	0.42
45:BY:28:LYS:N	45:BY:28:LYS:CE	2.83	0.42
45:BY:39:VAL:O	45:BY:40:GLU:HG2	2.20	0.42
46:BZ:110:GLY:O	46:BZ:115:GLY:O	2.37	0.42
46:BZ:152:ALA:HB3	46:BZ:154:ASP:OD1	2.20	0.42
46:BZ:28:MET:CG	46:BZ:33:LEU:HD21	2.48	0.42
46:BZ:77:ASP:HB2	46:BZ:84:GLU:OE2	2.20	0.42
46:BZ:99:TYR:HD2	46:BZ:99:TYR:N	2.16	0.42
1:CA:1040:G:C5	1:CA:1041:C:C4	3.08	0.42
1:CA:1296:U:C4	1:CA:1297:G:C5	3.08	0.42
1:CA:328:G:N2	1:CA:329:C:C2	2.88	0.42
1:CA:438:C:H2'	1:CA:439:G:H8	1.83	0.42
1:CA:494:C:C2	1:CA:495:U:C5	3.08	0.42
1:CA:119:G:H4'	1:CA:617:C:O2	2.20	0.42
1:CA:629:U:H2'	1:CA:630:C:H6	1.80	0.42
1:CA:869:A:C2	1:CA:884:A:C4	3.08	0.42

Continued on next page...

Continued from previous page...

Atom-1	Atom-2	Interatomic distance (Å)	Clash overlap (Å)
2:CB:74:LYS:C	2:CB:76:GLN:N	2.72	0.42
4:CD:33:MET:HE2	4:CD:33:MET:HA	2.01	0.42
4:CD:52:SER:C	4:CD:54:TYR:N	2.73	0.42
4:CD:68:TYR:O	4:CD:69:GLY:C	2.58	0.42
7:CG:44:TYR:O	7:CG:47:CYS:N	2.53	0.42
8:CH:119:LEU:CD1	8:CH:124:ALA:HA	2.49	0.42
8:CH:21:LYS:O	8:CH:22:GLU:C	2.58	0.42
9:CI:79:LEU:HD11	9:CI:83:ARG:CZ	2.50	0.42
10:CJ:30:SER:CB	10:CJ:80:LYS:HD3	2.50	0.42
11:CK:121:PRO:C	11:CK:122:LYS:O	2.57	0.42
12:CL:86:ARG:NH2	12:CL:99:HIS:CG	2.88	0.42
1:CA:859:C:N4	12:CL:9:GLN:HE22	2.17	0.42
1:CA:447:A:H4'	16:CP:72:ARG:HG3	2.02	0.42
17:CQ:14:LYS:HB2	17:CQ:14:LYS:HZ3	1.85	0.42
19:CS:13:ASP:O	19:CS:15:LEU:N	2.53	0.42
1:CA:317:C:H4'	20:CT:23:ARG:HD2	2.01	0.42
20:CT:24:LEU:HD13	20:CT:24:LEU:O	2.19	0.42
20:CT:41:ILE:HG13	20:CT:42:GLN:N	2.34	0.42
22:CW:28:G:H2'	22:CW:29:G:C8	2.54	0.42
22:CW:39:U:H5'	22:CW:39:U:H6	1.84	0.42
50:D3:56:VAL:CG1	50:D3:57:GLU:N	2.62	0.42
52:D5:3:LYS:HA	52:D5:3:LYS:HD2	1.70	0.42
52:D5:56:LYS:N	52:D5:56:LYS:HD2	2.34	0.42
25:DA:1352:U:O2'	25:DA:1353:A:H5'	2.20	0.42
25:DA:1818:U:H2'	28:DD:157:ARG:HG3	2.02	0.42
25:DA:1841:U:H2'	25:DA:1842:G:C8	2.55	0.42
25:DA:1914:C:O5'	25:DA:1914:C:O2	2.37	0.42
25:DA:1987:G:C8	25:DA:1987:G:C5'	2.97	0.42
25:DA:2064:C:H2'	25:DA:2065:C:C6	2.54	0.42
25:DA:2109:U:H1'	25:DA:2181:G:N2	2.34	0.42
25:DA:2465:C:H2'	25:DA:2465:C:O2	2.19	0.42
25:DA:2688:U:C5	25:DA:2719:G:C5	3.07	0.42
25:DA:90:U:HO2'	25:DA:92:A:H5''	1.82	0.42
26:DB:71:C:H2'	26:DB:72:G:C8	2.47	0.42
28:DD:130:ALA:O	28:DD:131:LEU:HG	2.20	0.42
28:DD:73:VAL:HG13	28:DD:120:GLY:HA2	2.02	0.42
29:DE:57:LYS:HZ3	29:DE:57:LYS:HB3	1.84	0.42
33:DI:101:LEU:HA	33:DI:104:GLN:HB3	2.02	0.42
25:DA:2675:A:C1'	35:DO:29:ASN:HD21	2.33	0.42
36:DP:16:ARG:HD3	36:DP:16:ARG:C	2.39	0.42
39:DS:99:LYS:HE2	39:DS:99:LYS:HB3	1.91	0.42

Continued on next page...

Continued from previous page...

Atom-1	Atom-2	Interatomic distance (Å)	Clash overlap (Å)
40:DT:30:VAL:HB	40:DT:43:GLN:H	1.84	0.42
42:DV:19:LYS:HZ3	42:DV:20:LEU:N	2.16	0.42
46:DZ:103:ARG:HD3	46:DZ:136:PHE:CE2	2.55	0.42
25:DA:904:C:O2'	46:DZ:169:GLU:OE1	2.37	0.42
46:DZ:33:LEU:CD1	46:DZ:34:ASN:H	2.31	0.42
46:DZ:53:ILE:HG21	46:DZ:71:VAL:O	2.20	0.42
46:DZ:57:ILE:CG2	46:DZ:58:VAL:N	2.81	0.42
1:AA:1188:G:C6	1:AA:1189:C:C4	3.08	0.41
1:AA:415:U:N3	1:AA:417:C:N3	2.68	0.41
1:AA:649:G:C5	1:AA:724:G:C6	3.08	0.41
1:AA:768:G:N3	1:AA:781:G:C2	2.88	0.41
1:AA:815:C:O2'	1:AA:816:U:H6	2.03	0.41
2:AB:12:GLU:C	2:AB:14:GLY:N	2.73	0.41
2:AB:21:ARG:O	2:AB:23:ARG:N	2.50	0.41
6:AF:40:VAL:HA	6:AF:62:TRP:O	2.20	0.41
7:AG:47:CYS:C	7:AG:49:ILE:N	2.74	0.41
9:AI:33:PHE:CZ	9:AI:47:LEU:HD13	2.54	0.41
9:AI:37:PHE:CE1	9:AI:74:ILE:HG12	2.55	0.41
11:AK:34:ASP:HB2	11:AK:35:PRO:CD	2.50	0.41
14:AN:15:LYS:O	14:AN:16:PHE:C	2.58	0.41
19:AS:50:ALA:HA	19:AS:58:VAL:O	2.20	0.41
1:AA:1436:C:H4'	20:AT:24:LEU:HD21	2.01	0.41
21:AU:6:ARG:HD3	21:AU:15:ARG:CZ	2.50	0.41
22:AW:65:G:C2	22:AW:66:U:C2	3.08	0.41
22:AY:28:G:C2	22:AY:29:G:N7	2.88	0.41
25:BA:921:G:N2	47:B0:26:TYR:CE1	2.84	0.41
25:BA:72:U:C1'	49:B2:58:ALA:HA	2.50	0.41
25:BA:1173:G:H3'	25:BA:1174:A:H5'	2.02	0.41
25:BA:20:C:H2'	25:BA:21:A:C8	2.55	0.41
25:BA:2168:G:O2'	25:BA:2170:A:N7	2.41	0.41
25:BA:2075:U:C5	25:BA:2238:G:C5	3.08	0.41
25:BA:2308:G:H2'	25:BA:2309:A:H8	1.80	0.41
25:BA:2415:G:H2'	25:BA:2416:C:C6	2.55	0.41
25:BA:1129:A:C1'	25:BA:2516:G:O4'	2.67	0.41
25:BA:612:C:C2'	25:BA:613:G:C5'	2.74	0.41
25:BA:857:C:C3'	25:BA:858:U:H5'	2.50	0.41
25:BA:986:C:C2'	25:BA:987:G:H5'	2.50	0.41
26:BB:61:G:H2'	26:BB:62:C:H6	1.84	0.41
28:BD:96:HIS:ND1	28:BD:102:LYS:HG2	2.34	0.41
28:BD:117:VAL:CG2	28:BD:128:GLY:O	2.68	0.41
29:BE:28:ALA:O	29:BE:29:GLY:O	2.38	0.41

Continued on next page...

Continued from previous page...

Atom-1	Atom-2	Interatomic distance (Å)	Clash overlap (Å)
30:BF:140:LEU:CD2	30:BF:170:LEU:HD11	2.50	0.41
30:BF:17:ARG:CG	30:BF:17:ARG:NH1	2.82	0.41
33:BI:79:ILE:CG1	33:BI:140:LEU:HD11	2.47	0.41
33:BI:46:ALA:O	33:BI:50:ARG:HG2	2.20	0.41
34:BN:62:VAL:HG22	34:BN:66:LYS:HD3	2.00	0.41
36:BP:32:THR:HG21	36:BP:37:GLY:HA2	2.02	0.41
40:BT:126:ALA:O	40:BT:128:GLU:N	2.47	0.41
41:BU:12:ARG:C	41:BU:14:HIS:N	2.73	0.41
43:BW:64:MET:CE	43:BW:109:GLU:HG2	2.50	0.41
46:BZ:14:LYS:HD3	46:BZ:17:ALA:CB	2.46	0.41
46:BZ:44:PHE:CE1	46:BZ:48:PHE:CB	3.03	0.41
37:BQ:141:GLN:O	46:BZ:53:ILE:O	2.38	0.41
46:BZ:63:ASP:O	46:BZ:65:GLN:N	2.46	0.41
1:CA:955:A:C6	1:CA:1299:A:C6	3.08	0.41
1:CA:102:A:C6	1:CA:321:G:C6	3.08	0.41
1:CA:502:C:H2'	1:CA:503:A:C8	2.55	0.41
1:CA:38:G:H4'	1:CA:530:A:N6	2.35	0.41
1:CA:653:G:C5	1:CA:654:G:C8	3.08	0.41
2:CB:8:LYS:C	2:CB:12:GLU:HG3	2.39	0.41
3:CC:30:ARG:O	3:CC:34:LEU:HB3	2.20	0.41
3:CC:73:PRO:HA	3:CC:76:VAL:HG22	2.01	0.41
5:CE:122:GLU:O	5:CE:123:LEU:HD23	2.20	0.41
5:CE:131:ILE:O	5:CE:134:ALA:HB3	2.19	0.41
5:CE:153:LYS:HB3	5:CE:154:GLY:H	1.65	0.41
8:CH:29:SER:O	8:CH:30:ARG:C	2.58	0.41
1:CA:855:G:C5'	8:CH:89:PRO:HG2	2.48	0.41
1:CA:581:U:H4'	8:CH:94:TYR:CD2	2.54	0.41
12:CL:120:TYR:N	12:CL:120:TYR:CD1	2.88	0.41
13:CM:65:LYS:HD3	13:CM:65:LYS:HA	1.36	0.41
20:CT:45:GLN:C	20:CT:47:GLY:H	2.23	0.41
20:CT:69:GLY:O	20:CT:73:HIS:CD2	2.73	0.41
20:CT:90:GLN:O	20:CT:91:LEU:HD23	2.20	0.41
23:CV:16:C:O2'	23:CV:62:C:OP1	2.38	0.41
23:CV:27:G:C2'	23:CV:28:U:H5'	2.50	0.41
25:DA:395:U:HO2'	48:D1:13:ILE:HD13	1.82	0.41
53:D6:51:GLU:O	53:D6:52:VAL:HB	2.20	0.41
25:DA:1388:G:C2'	25:DA:1389:G:H5'	2.50	0.41
25:DA:1763:G:OP1	25:DA:1763:G:H4'	2.21	0.41
25:DA:1982:C:C6	25:DA:1982:C:O5'	2.72	0.41
25:DA:2230:G:O3'	48:D1:43:TYR:HB2	2.19	0.41
25:DA:2336:A:H61	47:D0:43:THR:CG2	2.33	0.41

Continued on next page...

Continued from previous page...

Atom-1	Atom-2	Interatomic distance (Å)	Clash overlap (Å)
25:DA:2679:A:H2'	25:DA:2680:C:H6	1.84	0.41
25:DA:2726:U:O2'	25:DA:2727:G:H5'	2.19	0.41
25:DA:2842:G:O2'	25:DA:2843:G:H5'	2.19	0.41
25:DA:549:G:H3'	25:DA:551:G:H5''	2.01	0.41
25:DA:624:C:H6	25:DA:624:C:O5'	2.01	0.41
25:DA:803:U:O2'	25:DA:804:A:H5'	2.19	0.41
25:DA:885:C:C2	25:DA:886:C:N4	2.88	0.41
27:DC:212:VAL:O	27:DC:213:TYR:CB	2.68	0.41
29:DE:102:VAL:HB	29:DE:199:ARG:O	2.20	0.41
31:DG:97:ASP:O	31:DG:99:MET:N	2.53	0.41
25:DA:2746:U:O4'	32:DH:139:GLN:HB2	2.21	0.41
32:DH:19:VAL:HG22	32:DH:24:VAL:HG12	2.01	0.41
32:DH:65:HIS:HD1	32:DH:69:ARG:HD3	1.85	0.41
33:DI:117:GLU:O	33:DI:118:LYS:C	2.57	0.41
33:DI:79:ILE:CG1	33:DI:140:LEU:HD11	2.47	0.41
33:DI:88:ILE:CG2	33:DI:89:TYR:N	2.81	0.41
34:DN:136:GLU:OE1	34:DN:137:LYS:N	2.53	0.41
34:DN:26:LEU:HG	34:DN:30:ILE:CD1	2.50	0.41
36:DP:83:VAL:CG1	36:DP:114:ILE:HA	2.50	0.41
36:DP:80:TYR:CE1	36:DP:111:ARG:HB3	2.55	0.41
41:DU:109:LEU:O	41:DU:110:VAL:C	2.58	0.41
45:DY:26:LYS:CG	45:DY:27:VAL:N	2.74	0.41
46:DZ:44:PHE:CE1	46:DZ:48:PHE:CB	3.03	0.41
46:DZ:99:TYR:HD2	46:DZ:99:TYR:H	1.67	0.41
1:AA:1005:C:H2'	1:AA:1006:C:C5	2.55	0.41
1:AA:1236:G:OP2	1:AA:1236:G:H8	2.04	0.41
1:AA:1396:U:H2'	1:AA:1397:G:H8	1.83	0.41
1:AA:190:G:OP1	1:AA:190:G:H8	2.02	0.41
1:AA:329:C:O2'	1:AA:330:C:H5'	2.19	0.41
1:AA:393:C:H2'	1:AA:394:G:H8	1.84	0.41
1:AA:515:A:H2	1:AA:1188:G:O4'	2.03	0.41
1:AA:571:G:H2'	1:AA:572:C:C6	2.54	0.41
2:AB:187:LEU:HA	2:AB:201:ILE:O	2.19	0.41
2:AB:69:LEU:HB2	2:AB:159:PRO:HG2	2.01	0.41
3:AC:86:VAL:C	3:AC:89:GLU:HB3	2.41	0.41
4:AD:147:ALA:HB2	4:AD:182:LYS:HB3	2.02	0.41
4:AD:170:VAL:O	4:AD:171:GLY:C	2.58	0.41
7:AG:143:ARG:NH2	22:AW:42:C:H5''	2.36	0.41
8:AH:29:SER:O	8:AH:30:ARG:C	2.58	0.41
9:AI:16:ARG:HE	9:AI:64:THR:CG2	2.33	0.41
10:AJ:13:HIS:C	10:AJ:13:HIS:ND1	2.73	0.41

Continued on next page...

Continued from previous page...

Atom-1	Atom-2	Interatomic distance (Å)	Clash overlap (Å)
12:AL:83:VAL:HG11	12:AL:100:ILE:HG23	2.01	0.41
12:AL:119:LYS:O	12:AL:120:TYR:HB2	2.20	0.41
1:AA:1394:C:OP1	12:AL:57:LYS:HE2	2.20	0.41
13:AM:15:VAL:HG22	13:AM:43:THR:O	2.20	0.41
14:AN:42:ILE:O	14:AN:45:ARG:N	2.53	0.41
1:AA:992:A:C2	19:AS:34:TRP:CD1	3.08	0.41
23:AV:55:U:C2'	23:AV:56:U:O4'	2.64	0.41
23:AV:57:C:H1'	31:BG:76:SER:O	2.20	0.41
48:B1:58:ILE:HD12	48:B1:91:LYS:CA	2.51	0.41
25:BA:2419:U:C5'	53:B6:23:THR:HG21	2.49	0.41
25:BA:1204:A:N6	25:BA:1240:U:O2	2.53	0.41
25:BA:1614:A:H62	43:BW:93:ALA:CB	2.23	0.41
25:BA:182:A:H2'	25:BA:183:C:O4'	2.20	0.41
25:BA:1902:C:N3	25:BA:1903:G:H1'	2.35	0.41
25:BA:1801:G:C6	25:BA:2202:C:O4'	2.73	0.41
25:BA:2304:G:C2	25:BA:2313:C:C2	3.08	0.41
25:BA:2553:G:H3'	25:BA:2554:U:H5''	2.02	0.41
25:BA:2756:U:H4'	25:BA:2757:A:OP1	2.20	0.41
25:BA:571:A:C5	25:BA:575:A:N7	2.88	0.41
25:BA:803:U:O2'	25:BA:804:A:H5'	2.19	0.41
26:BB:103:G:O2'	26:BB:104:U:H5'	2.20	0.41
28:BD:10:THR:HG23	28:BD:13:ARG:HB3	2.01	0.41
29:BE:102:VAL:HB	29:BE:199:ARG:O	2.20	0.41
29:BE:57:LYS:HB3	29:BE:57:LYS:NZ	2.36	0.41
31:BG:20:ILE:O	31:BG:24:GLY:HA2	2.20	0.41
32:BH:170:ARG:HG2	32:BH:171:LEU:N	2.35	0.41
33:BI:113:ARG:HD2	33:BI:113:ARG:N	2.34	0.41
34:BN:132:ALA:O	34:BN:133:GLN:HB3	2.19	0.41
34:BN:79:PRO:C	34:BN:81:GLY:H	2.22	0.41
36:BP:52:GLU:HG2	36:BP:55:ARG:C	2.39	0.41
37:BQ:10:ARG:NH1	37:BQ:10:ARG:HG3	2.32	0.41
38:BR:12:ARG:HG3	38:BR:12:ARG:NH1	2.35	0.41
25:BA:2838:G:C1'	38:BR:45:ARG:HH11	2.33	0.41
1:AA:1414:G:OP1	40:BT:108:ARG:HB3	2.20	0.41
40:BT:130:ALA:O	40:BT:132:LYS:HG3	2.20	0.41
43:BW:36:LEU:HD23	43:BW:36:LEU:N	2.35	0.41
43:BW:52:GLU:HA	43:BW:52:GLU:OE2	2.20	0.41
45:BY:56:PRO:O	45:BY:57:GLN:HG3	2.20	0.41
46:BZ:39:VAL:HG21	46:BZ:44:PHE:HB2	2.02	0.41
46:BZ:77:ASP:O	46:BZ:79:ARG:N	2.54	0.41
1:CA:1175:U:H2'	1:CA:1176:C:O4'	2.20	0.41

Continued on next page...

Continued from previous page...

Atom-1	Atom-2	Interatomic distance (Å)	Clash overlap (Å)
1:CA:227:G:H2'	1:CA:228:C:O4'	2.20	0.41
1:CA:391:G:O2'	1:CA:393:C:OP1	2.17	0.41
1:CA:488:G:C6	1:CA:518:A:C2	3.08	0.41
1:CA:931:G:C6	1:CA:932:U:C4	3.07	0.41
2:CB:207:ALA:C	2:CB:209:ARG:N	2.72	0.41
5:CE:35:GLY:HA3	5:CE:112:LEU:O	2.19	0.41
5:CE:12:LEU:HD22	5:CE:13:ILE:N	2.25	0.41
7:CG:140:ASP:CG	7:CG:143:ARG:HH12	2.24	0.41
7:CG:75:VAL:HA	7:CG:88:PRO:HA	2.02	0.41
10:CJ:55:LYS:HE2	10:CJ:55:LYS:HB3	1.89	0.41
11:CK:27:ASN:OD1	11:CK:28:THR:N	2.51	0.41
14:CN:50:LYS:HG3	14:CN:50:LYS:H	1.68	0.41
17:CQ:76:LEU:HD11	17:CQ:78:GLU:C	2.40	0.41
18:CR:36:ASN:ND2	18:CR:39:VAL:HG21	2.35	0.41
19:CS:61:TYR:O	19:CS:62:ILE:HB	2.20	0.41
1:CA:169:C:H4'	20:CT:25:ARG:NH1	2.35	0.41
25:DA:2396:G:O2'	48:D1:29:GLY:HA3	2.20	0.41
25:DA:1184:G:OP1	50:D3:29:ARG:HD2	2.20	0.41
25:DA:1129:A:H4'	25:DA:2516:G:C4'	2.50	0.41
25:DA:1204:A:N6	25:DA:1240:U:O2	2.53	0.41
25:DA:1544:A:H2'	25:DA:1545:A:O4'	2.20	0.41
25:DA:1983:C:H4'	25:DA:2606:C:H4'	2.01	0.41
25:DA:2172:U:O2'	25:DA:2173:A:OP1	2.38	0.41
25:DA:2222:G:O2'	25:DA:2223:G:H5'	2.20	0.41
25:DA:2242:G:H2'	25:DA:2243:U:O4'	2.20	0.41
25:DA:2302:G:C5	25:DA:2315:G:N1	2.88	0.41
25:DA:2351:G:HO2'	25:DA:2352:A:H8	1.67	0.41
25:DA:2420:C:O2'	25:DA:2421:G:H5'	2.19	0.41
25:DA:2538:C:N3	25:DA:2539:C:C5	2.88	0.41
25:DA:2591:C:OP2	28:DD:239:ARG:HB3	2.20	0.41
25:DA:265:A:H1'	25:DA:266:G:O4'	2.20	0.41
25:DA:2720:U:O2	25:DA:2720:U:H2'	2.20	0.41
1:CA:1425:G:N1	25:DA:2864:G:OP1	2.42	0.41
25:DA:2881:C:C2	25:DA:2882:A:C8	3.07	0.41
25:DA:651:G:OP1	55:D8:19:SER:OG	2.37	0.41
28:DD:25:THR:C	28:DD:27:THR:H	2.23	0.41
29:DE:39:PRO:HA	29:DE:43:GLY:CA	2.42	0.41
31:DG:125:PHE:HZ	31:DG:180:PHE:CZ	2.38	0.41
32:DH:54:ARG:CG	32:DH:54:ARG:HH11	2.19	0.41
33:DI:133:HIS:O	33:DI:134:PRO:C	2.55	0.41
33:DI:72:LEU:CD1	33:DI:138:ILE:HG21	2.49	0.41

Continued on next page...

Continued from previous page...

Atom-1	Atom-2	Interatomic distance (Å)	Clash overlap (Å)
34:DN:79:PRO:C	34:DN:81:GLY:H	2.22	0.41
35:DO:22:ILE:HD13	35:DO:22:ILE:HA	1.53	0.41
35:DO:8:LEU:HD22	35:DO:8:LEU:N	2.35	0.41
36:DP:102:ARG:HG2	36:DP:102:ARG:O	2.21	0.41
39:DS:98:VAL:HG22	39:DS:100:ALA:H	1.84	0.41
39:DS:30:ARG:HA	39:DS:30:ARG:HD2	1.90	0.41
41:DU:92:ARG:NH1	41:DU:92:ARG:CG	2.78	0.41
42:DV:35:LEU:HB2	42:DV:57:VAL:HG13	2.01	0.41
42:DV:22:VAL:HG21	42:DV:94:LEU:CD1	2.50	0.41
43:DW:58:ALA:HB1	43:DW:64:MET:SD	2.60	0.41
46:DZ:110:GLY:O	46:DZ:115:GLY:O	2.37	0.41
1:AA:1040:G:C5	1:AA:1041:C:C4	3.08	0.41
1:AA:1160:A:OP2	9:AI:93:ARG:NH2	2.51	0.41
1:AA:1286:G:O2'	1:AA:1312:G:N2	2.53	0.41
1:AA:1354:U:H2'	1:AA:1355:G:O4'	2.20	0.41
1:AA:1381:C:C2	1:AA:1383:G:C5	3.09	0.41
1:AA:1460:A:H1'	25:BA:1948:G:H1'	2.03	0.41
1:AA:1471:G:O6	58:AA:1694:PAR:H42	2.21	0.41
1:AA:22:G:C2	1:AA:23:C:C2	3.08	0.41
1:AA:249:G:OP1	17:AQ:66:SER:OG	2.28	0.41
1:AA:442:A:C4	1:AA:471:A:C2	3.08	0.41
1:AA:537:C:H2'	1:AA:538:C:C6	2.55	0.41
1:AA:8:A:H62	4:AD:208:SER:HB2	1.85	0.41
2:AB:102:LEU:N	2:AB:102:LEU:HD12	2.34	0.41
2:AB:187:LEU:O	2:AB:187:LEU:HD13	2.20	0.41
2:AB:221:LEU:H	2:AB:221:LEU:CD2	2.34	0.41
2:AB:50:GLU:O	2:AB:51:LEU:C	2.58	0.41
3:AC:150:LYS:CA	3:AC:169:ALA:HB2	2.47	0.41
7:AG:75:VAL:HA	7:AG:88:PRO:HA	2.03	0.41
7:AG:75:VAL:HG12	7:AG:88:PRO:HB3	2.01	0.41
8:AH:34:GLU:OE1	8:AH:34:GLU:HA	2.20	0.41
11:AK:29:ILE:HD12	11:AK:43:SER:C	2.39	0.41
7:AG:150:ALA:O	11:AK:57:THR:HG21	2.20	0.41
12:AL:51:ALA:O	12:AL:52:LEU:HD22	2.20	0.41
13:AM:24:GLY:HA3	13:AM:70:LEU:HD12	2.01	0.41
13:AM:37:THR:HG22	13:AM:59:TYR:HB2	2.02	0.41
17:AQ:76:LEU:HD11	17:AQ:78:GLU:O	2.20	0.41
20:AT:50:GLU:HB3	20:AT:100:ILE:HG13	1.99	0.41
20:AT:53:LEU:O	20:AT:56:MET:N	2.53	0.41
22:AW:51:U:C4	22:AW:52:G:N7	2.89	0.41
25:BA:76:C:C5'	49:B2:55:ARG:HG2	2.47	0.41

Continued on next page...

Continued from previous page...

Atom-1	Atom-2	Interatomic distance (Å)	Clash overlap (Å)
50:B3:6:VAL:HB	50:B3:54:VAL:HG11	2.01	0.41
25:BA:2015:A:C5	52:B5:6:VAL:HG23	2.55	0.41
53:B6:16:CYS:SG	53:B6:47:THR:CG2	3.08	0.41
53:B6:51:GLU:O	53:B6:52:VAL:HB	2.20	0.41
25:BA:1041:C:O2'	25:BA:1115:G:N2	2.54	0.41
25:BA:1438:U:H2'	25:BA:1439:A:H8	1.85	0.41
25:BA:171:G:O2'	25:BA:172:C:H5'	2.20	0.41
25:BA:188:G:H2'	25:BA:189:G:H5'	2.02	0.41
25:BA:1952:A:C6	25:BA:1953:A:N6	2.88	0.41
25:BA:2457:U:C2'	25:BA:2458:G:H5'	2.50	0.41
25:BA:2586:C:H2'	25:BA:2587:A:C5'	2.48	0.41
25:BA:2646:C:OP2	25:BA:2732:G:O2'	2.37	0.41
25:BA:271(J):C:H2'	25:BA:271(K):U:H5''	2.02	0.41
25:BA:585:G:H2'	25:BA:1251:C:N4	2.35	0.41
25:BA:731:C:O2'	25:BA:732:C:H5'	2.20	0.41
28:BD:10:THR:C	28:BD:11:PRO:O	2.56	0.41
28:BD:172:TYR:HE2	28:BD:269:PHE:HE1	1.67	0.41
28:BD:73:VAL:HG13	28:BD:120:GLY:HA2	2.02	0.41
25:BA:614(C):A:O4'	30:BF:182:ASN:ND2	2.53	0.41
30:BF:117:ARG:NH2	30:BF:187:VAL:HA	2.36	0.41
31:BG:32:PRO:HB3	31:BG:163:ALA:HB2	2.03	0.41
31:BG:97:ASP:O	31:BG:99:MET:N	2.53	0.41
32:BH:50:VAL:HG12	32:BH:51:ARG:N	2.35	0.41
34:BN:65:LYS:O	34:BN:67:LEU:N	2.53	0.41
34:BN:89:LYS:NZ	34:BN:89:LYS:HB3	2.36	0.41
35:BO:14:THR:O	35:BO:16:ALA:N	2.44	0.41
35:BO:60:ALA:HA	35:BO:87:ILE:HG12	2.02	0.41
36:BP:16:ARG:HH11	36:BP:16:ARG:HB2	1.80	0.41
39:BS:88:ASP:CG	39:BS:89:ARG:N	2.73	0.41
40:BT:55:ASN:N	40:BT:59:THR:HG22	2.19	0.41
42:BV:28:GLU:HB3	42:BV:29:PRO:CD	2.48	0.41
42:BV:71:LEU:HD23	42:BV:71:LEU:HA	1.82	0.41
26:BB:103:G:H21	46:BZ:73:GLN:NE2	2.18	0.41
1:CA:1016:G:H2'	1:CA:1017:A:C8	2.55	0.41
1:CA:1314:A:C2	1:CA:1315:G:H1'	2.55	0.41
1:CA:491:C:H6	1:CA:491:C:OP1	2.02	0.41
1:CA:645:G:H2'	1:CA:646:A:H8	1.86	0.41
1:CA:654:G:C2	1:CA:655:U:C2	3.08	0.41
1:CA:724:G:H2'	1:CA:725:G:O4'	2.20	0.41
1:CA:963:A:N6	1:CA:964:G:C6	2.88	0.41
1:CA:1056:G:H4'	2:CB:103:THR:HG22	2.02	0.41

Continued on next page...

Continued from previous page...

Atom-1	Atom-2	Interatomic distance (Å)	Clash overlap (Å)
2:CB:12:GLU:C	2:CB:14:GLY:H	2.23	0.41
2:CB:17:PHE:HD1	2:CB:44:LEU:HD11	1.85	0.41
4:CD:33:MET:HA	4:CD:33:MET:CE	2.49	0.41
4:CD:39:PRO:O	4:CD:44:GLY:HA3	2.21	0.41
5:CE:11:ILE:HG21	5:CE:105:VAL:HG22	2.02	0.41
7:CG:152:ALA:O	7:CG:155:ARG:HG3	2.21	0.41
8:CH:36:LEU:HD13	8:CH:61:VAL:HG22	2.03	0.41
9:CI:98:PRO:C	9:CI:100:GLY:N	2.74	0.41
11:CK:20:TYR:HB2	11:CK:31:THR:CG2	2.50	0.41
13:CM:81:LEU:HD22	13:CM:86:CYS:SG	2.60	0.41
14:CN:8:GLU:HG3	14:CN:12:ARG:HH11	1.85	0.41
15:CO:26:GLU:HA	15:CO:81:LEU:HD22	2.02	0.41
16:CP:25:ARG:HG3	16:CP:25:ARG:NH1	2.33	0.41
17:CQ:5:VAL:HA	17:CQ:59:ILE:O	2.19	0.41
23:CV:53:G:O2'	23:CV:54:G:H5'	2.20	0.41
22:CW:23:A:N6	22:CW:24:G:C6	2.88	0.41
26:DB:11:C:OP2	47:D0:72:ARG:NE	2.53	0.41
49:D2:5:GLU:H	49:D2:5:GLU:HG3	1.69	0.41
50:D3:1:MET:HE3	50:D3:44:ARG:HH22	1.85	0.41
25:DA:2286:A:OP1	53:D6:30:THR:HB	2.20	0.41
55:D8:26:LYS:NZ	55:D8:47:LYS:HD3	2.34	0.41
25:DA:1111:A:HO2'	25:DA:1112:G:H4'	1.84	0.41
25:DA:1667:G:N2	25:DA:1991:U:H2'	2.35	0.41
25:DA:1803:A:H4'	28:DD:259:THR:HG23	2.02	0.41
25:DA:1851:U:C2'	25:DA:1852:C:H5'	2.50	0.41
25:DA:188:G:H2'	25:DA:189:G:H5'	2.02	0.41
25:DA:2171:A:C2	25:DA:2172:U:N3	2.88	0.41
25:DA:2175:C:H1'	27:DC:215:THR:CA	2.50	0.41
25:DA:2320:A:C5	25:DA:2333:A:C5	3.09	0.41
25:DA:2445:G:OP1	30:DF:74:ARG:NH2	2.53	0.41
25:DA:271(O):C:O2'	25:DA:271(P):C:C6	2.62	0.41
25:DA:2849:U:OP1	40:DT:95:ARG:CZ	2.68	0.41
25:DA:355:G:C2	25:DA:356:G:C5	3.07	0.41
25:DA:363(B):G:N3	25:DA:363(B):G:H2'	2.35	0.41
25:DA:523:C:C2'	25:DA:524:U:H5'	2.50	0.41
27:DC:78:ALA:HB1	27:DC:82:LYS:HB2	1.99	0.41
29:DE:169:ASN:OD1	29:DE:203:LYS:HB3	2.19	0.41
29:DE:52:LEU:HA	29:DE:53:PRO:HD3	1.55	0.41
29:DE:66:HIS:HD1	29:DE:66:HIS:C	2.21	0.41
30:DF:179:GLU:OE2	30:DF:179:GLU:N	2.53	0.41
30:DF:1:MET:CE	30:DF:27:GLU:HG3	2.50	0.41

Continued on next page...

Continued from previous page...

Atom-1	Atom-2	Interatomic distance (Å)	Clash overlap (Å)
31:DG:172:LEU:O	31:DG:176:LEU:HD12	2.20	0.41
31:DG:20:ILE:O	31:DG:24:GLY:HA2	2.20	0.41
32:DH:44:VAL:CG1	32:DH:45:VAL:H	2.14	0.41
36:DP:115:LEU:CD2	36:DP:115:LEU:N	2.82	0.41
36:DP:121:LYS:O	36:DP:123:LEU:N	2.53	0.41
37:DQ:141:GLN:HA	46:DZ:53:ILE:HB	2.01	0.41
40:DT:24:PRO:CA	40:DT:49:VAL:HG13	2.48	0.41
42:DV:20:LEU:N	42:DV:20:LEU:HD12	2.36	0.41
42:DV:61:VAL:O	42:DV:61:VAL:HG22	2.19	0.41
43:DW:8:ARG:HD3	43:DW:102:HIS:CD2	2.55	0.41
43:DW:36:LEU:N	43:DW:36:LEU:HD23	2.35	0.41
44:DX:14:SER:O	44:DX:17:ALA:HB3	2.21	0.41
46:DZ:120:ILE:O	46:DZ:121:HIS:HB2	2.20	0.41
46:DZ:77:ASP:O	46:DZ:79:ARG:N	2.53	0.41
1:AA:1273:U:H2'	1:AA:1274:G:C8	2.55	0.41
1:AA:316:A:H2'	1:AA:317:C:C6	2.54	0.41
1:AA:540:G:H2'	1:AA:541:G:O4'	2.20	0.41
1:AA:562:G:N2	1:AA:746:G:C4	2.88	0.41
2:AB:124:SER:O	2:AB:127:ILE:HG12	2.21	0.41
4:AD:11:LEU:O	4:AD:12:CYS:C	2.59	0.41
4:AD:18:LYS:C	4:AD:19:LEU:HD12	2.41	0.41
4:AD:31:CYS:O	4:AD:33:MET:N	2.43	0.41
7:AG:50:ILE:O	7:AG:54:THR:O	2.37	0.41
8:AH:2:LEU:HD13	8:AH:2:LEU:O	2.21	0.41
10:AJ:84:GLN:O	10:AJ:85:LEU:HD23	2.20	0.41
13:AM:108:ARG:HA	13:AM:111:LYS:HG3	2.00	0.41
13:AM:65:LYS:O	13:AM:66:LEU:HG	2.20	0.41
1:AA:957:C:H2'	14:AN:21:TYR:CE1	2.55	0.41
20:AT:48:LYS:HD2	20:AT:51:GLU:OE2	2.20	0.41
23:AV:31:G:N2	23:AV:42:C:C1'	2.83	0.41
47:B0:70:GLN:HB3	47:B0:70:GLN:HE21	1.54	0.41
25:BA:109:G:H2'	25:BA:110:G:O5'	2.21	0.41
1:AA:1451:G:C1'	25:BA:1701:A:H2	2.33	0.41
25:BA:1841:U:H2'	25:BA:1842:G:C8	2.55	0.41
25:BA:2104:G:C6	25:BA:2105:C:C4	3.09	0.41
25:BA:2239:G:P	28:BD:244:ARG:NH1	2.88	0.41
25:BA:2355:C:H1'	47:B0:39:ARG:HH21	1.84	0.41
25:BA:2414:G:H21	36:BP:67:MET:HE1	1.85	0.41
25:BA:2803:C:O3'	25:BA:2804:C:O4'	2.39	0.41
25:BA:2842:G:O2'	25:BA:2843:G:H5'	2.19	0.41
25:BA:528:A:C2	25:BA:2043:C:C4'	2.85	0.41

Continued on next page...

Continued from previous page...

Atom-1	Atom-2	Interatomic distance (Å)	Clash overlap (Å)
25:BA:590:A:H2'	25:BA:591:C:C6	2.56	0.41
25:BA:910:A:C8	37:BQ:13:GLN:OE1	2.73	0.41
25:BA:992:C:O2'	25:BA:993:G:H5'	2.20	0.41
27:BC:23:ASP:C	27:BC:25:ALA:N	2.72	0.41
28:BD:27:THR:O	28:BD:27:THR:CG2	2.68	0.41
28:BD:83:GLU:OE1	28:BD:104:TYR:OH	2.31	0.41
29:BE:66:HIS:HD1	29:BE:66:HIS:C	2.21	0.41
30:BF:179:GLU:OE2	30:BF:179:GLU:N	2.53	0.41
33:BI:110:ASP:O	33:BI:114:LEU:HG	2.20	0.41
33:BI:88:ILE:CG2	33:BI:89:TYR:N	2.81	0.41
35:BO:65:THR:O	35:BO:79:PHE:HB2	2.21	0.41
36:BP:16:ARG:HD3	36:BP:16:ARG:C	2.39	0.41
36:BP:16:ARG:CB	36:BP:16:ARG:HH11	2.32	0.41
36:BP:52:GLU:HB3	36:BP:55:ARG:HD2	2.03	0.41
37:BQ:82:ARG:NH1	47:B0:4:LYS:HE2	2.35	0.41
39:BS:101:LEU:C	39:BS:101:LEU:HD22	2.41	0.41
39:BS:56:LEU:O	39:BS:57:LYS:CB	2.66	0.41
35:BO:107:ARG:NE	40:BT:35:LYS:HZ2	2.19	0.41
41:BU:105:VAL:CG1	42:BV:40:LEU:CD1	2.98	0.41
43:BW:17:VAL:O	43:BW:18:ARG:C	2.57	0.41
44:BX:14:SER:O	44:BX:17:ALA:HB3	2.21	0.41
44:BX:52:VAL:HG21	44:BX:84:ALA:HA	2.02	0.41
45:BY:91:GLU:HB3	45:BY:92:ASN:H	1.50	0.41
46:BZ:14:LYS:O	46:BZ:18:LEU:HB2	2.20	0.41
1:CA:1100:C:H2'	1:CA:1101:C:C6	2.55	0.41
1:CA:1183:G:N7	1:CA:1184:C:C4	2.88	0.41
1:CA:1207:C:OP2	13:CM:103:THR:OG1	2.30	0.41
1:CA:1259:U:H3'	1:CA:1259:U:C6	2.54	0.41
1:CA:200:C:H2'	1:CA:201:A:H5''	2.02	0.41
1:CA:223:A:H2'	1:CA:224:U:O4'	2.21	0.41
1:CA:413:C:H1'	1:CA:523:G:O2'	2.19	0.41
1:CA:64:G:H4'	1:CA:65:U:H5''	2.01	0.41
1:CA:728:C:OP1	1:CA:828:G:O2'	2.38	0.41
1:CA:819:G:C6	1:CA:828:G:C5	3.08	0.41
2:CB:207:ALA:C	2:CB:209:ARG:H	2.22	0.41
3:CC:64:VAL:O	3:CC:100:ALA:HB3	2.21	0.41
12:CL:25:PRO:C	12:CL:27:LEU:N	2.69	0.41
13:CM:3:ARG:HG2	13:CM:9:ILE:HG13	2.01	0.41
15:CO:32:LEU:O	15:CO:34:LEU:N	2.54	0.41
19:CS:16:LEU:O	19:CS:19:VAL:HB	2.20	0.41
19:CS:40:ILE:HG21	19:CS:67:VAL:HA	2.02	0.41

Continued on next page...

Continued from previous page...

Atom-1	Atom-2	Interatomic distance (Å)	Clash overlap (Å)
22:CW:34:G:H2'	22:CW:35:A:C5'	2.51	0.41
48:D1:76:ARG:NH2	48:D1:95:LEU:HD22	2.36	0.41
48:D1:83:GLU:O	48:D1:86:SER:OG	2.37	0.41
44:DX:6:ASP:OD1	49:D2:29:LYS:HE3	2.19	0.41
25:DA:1363:C:H2'	25:DA:1364:G:H8	1.84	0.41
25:DA:1478:G:HO2'	25:DA:1558:A:H2	1.65	0.41
25:DA:1573:G:C2'	25:DA:1574:C:H5'	2.49	0.41
25:DA:2228:G:H2'	25:DA:2229:C:C6	2.54	0.41
25:DA:234:C:H2'	25:DA:235:U:H6	1.84	0.41
25:DA:2516:G:C6	25:DA:2517:C:N3	2.88	0.41
25:DA:2636:U:OP1	29:DE:80:GLU:N	2.41	0.41
25:DA:2892:A:C3'	25:DA:2893:G:C5'	2.98	0.41
25:DA:535:C:C2'	25:DA:536:A:H5'	2.51	0.41
25:DA:778:G:C2	25:DA:787:U:O2	2.74	0.41
25:DA:870:A:H5''	37:DQ:6:ARG:CB	2.51	0.41
25:DA:846:C:C2	25:DA:930:U:C4	3.08	0.41
25:DA:986:C:C2'	25:DA:987:G:H5'	2.50	0.41
26:DB:103:G:H21	46:DZ:73:GLN:NE2	2.19	0.41
27:DC:97:GLU:HA	27:DC:100:ILE:HG12	2.01	0.41
27:DC:214:VAL:C	27:DC:216:THR:H	2.23	0.41
28:DD:13:ARG:CG	28:DD:13:ARG:O	2.68	0.41
28:DD:30:GLU:CD	28:DD:63:ARG:NE	2.72	0.41
29:DE:1:MET:HA	29:DE:200:GLU:CD	2.40	0.41
30:DF:125:LEU:HD11	30:DF:199:TRP:CD1	2.55	0.41
31:DG:91:ARG:C	31:DG:91:ARG:HD2	2.40	0.41
34:DN:58:ASP:C	34:DN:60:ILE:HG13	2.40	0.41
36:DP:24:GLY:O	36:DP:25:SER:HB3	2.20	0.41
38:DR:17:ARG:CG	38:DR:17:ARG:HH11	2.33	0.41
25:DA:2377:A:C4'	39:DS:108:GLY:CA	2.96	0.41
39:DS:89:ARG:CB	39:DS:92:TYR:HB3	2.35	0.41
42:DV:21:ARG:O	42:DV:22:VAL:HG13	2.20	0.41
42:DV:40:LEU:HD23	42:DV:40:LEU:N	2.35	0.41
42:DV:47:VAL:O	42:DV:49:THR:O	2.39	0.41
46:DZ:42:VAL:CG1	46:DZ:43:GLU:N	2.84	0.41
46:DZ:85:HIS:HD1	46:DZ:85:HIS:C	2.24	0.41
1:AA:1054:G:C2	1:AA:1055:U:C2	3.08	0.41
1:AA:1184:C:H2'	1:AA:1185:A:O4'	2.21	0.41
1:AA:1417:G:C2	1:AA:1418:U:C4	3.08	0.41
1:AA:492:A:H2'	1:AA:493:A:C8	2.55	0.41
1:AA:645:G:H2'	1:AA:646:A:C8	2.56	0.41
1:AA:732:C:O2'	1:AA:733:G:H5'	2.19	0.41

Continued on next page...

Continued from previous page...

Atom-1	Atom-2	Interatomic distance (Å)	Clash overlap (Å)
1:AA:749:A:H2'	1:AA:750:A:O4'	2.21	0.41
1:AA:90:G:C4	1:AA:91:G:C8	3.08	0.41
2:AB:62:ALA:HB1	2:AB:225:ALA:HB3	2.03	0.41
2:AB:24:TRP:CG	2:AB:40:HIS:HE1	2.38	0.41
2:AB:24:TRP:HB3	2:AB:40:HIS:HE1	1.86	0.41
4:AD:110:PHE:H	4:AD:110:PHE:HD1	1.67	0.41
4:AD:196:LEU:HB3	4:AD:197:PRO:HD2	2.02	0.41
5:AE:122:GLU:O	5:AE:123:LEU:HD23	2.21	0.41
5:AE:18:ARG:HH21	5:AE:25:ARG:HB3	1.85	0.41
7:AG:151:TYR:CD1	7:AG:151:TYR:N	2.89	0.41
7:AG:59:LEU:HD23	7:AG:59:LEU:C	2.40	0.41
7:AG:78:ARG:NE	7:AG:79:ARG:O	2.53	0.41
7:AG:9:VAL:O	7:AG:10:ARG:C	2.59	0.41
11:AK:20:TYR:HB2	11:AK:31:THR:HG22	2.03	0.41
11:AK:34:ASP:OD2	11:AK:36:ASP:N	2.53	0.41
15:AO:74:ASP:C	15:AO:76:GLU:N	2.71	0.41
16:AP:6:LEU:CD1	16:AP:6:LEU:N	2.84	0.41
18:AR:25:THR:O	18:AR:25:THR:HG22	2.21	0.41
18:AR:37:VAL:O	18:AR:41:LYS:HB2	2.20	0.41
19:AS:13:ASP:O	19:AS:15:LEU:N	2.53	0.41
19:AS:5:LEU:CD1	19:AS:8:GLY:O	2.69	0.41
20:AT:38:LYS:C	20:AT:40:ALA:H	2.22	0.41
20:AT:43:LEU:HB3	20:AT:48:LYS:HG3	2.03	0.41
23:AV:33:C:H2'	23:AV:34:U:H5'	2.02	0.41
22:AW:16:U:H6	22:AW:17:C:H4'	1.85	0.41
47:B0:51:VAL:HG21	47:B0:80:HIS:HA	2.03	0.41
47:B0:53:MET:HB3	47:B0:59:LEU:CD2	2.47	0.41
48:B1:80:LEU:HD23	48:B1:81:LYS:H	1.86	0.41
50:B3:3:ARG:HA	50:B3:38:GLU:OE2	2.20	0.41
25:BA:1032:A:H2	25:BA:1122:G:H22	1.69	0.41
25:BA:1161:C:H1'	42:BV:8:GLY:O	2.20	0.41
25:BA:1505:C:H2'	25:BA:1506:C:O4'	2.21	0.41
25:BA:1594:G:H8	25:BA:1594:G:C5'	2.33	0.41
25:BA:1686:C:H2'	25:BA:1687:G:C5'	2.49	0.41
25:BA:2096:U:H3	25:BA:2193:G:H1	1.67	0.41
25:BA:2123:G:H2'	25:BA:2124:G:O4'	2.20	0.41
25:BA:2171:A:C2	25:BA:2172:U:N3	2.88	0.41
25:BA:2262:U:H2'	25:BA:2263:C:H5''	2.01	0.41
25:BA:2530:A:O2'	25:BA:2532:G:OP2	2.27	0.41
25:BA:265:A:H1'	25:BA:266:G:O4'	2.20	0.41
25:BA:271(Q):G:N1	25:BA:271(R):G:C6	2.89	0.41

Continued on next page...

Continued from previous page...

Atom-1	Atom-2	Interatomic distance (Å)	Clash overlap (Å)
25:BA:950:G:H2'	25:BA:951:C:H6	1.85	0.41
27:BC:95:GLY:HA3	27:BC:99:ILE:CD1	2.51	0.41
28:BD:112:GLN:H	28:BD:115:GLN:NE2	2.19	0.41
28:BD:130:ALA:O	28:BD:131:LEU:HG	2.20	0.41
30:BF:63:LYS:NZ	30:BF:67:GLN:CB	2.84	0.41
31:BG:63:ILE:HA	31:BG:143:GLU:HG3	2.01	0.41
32:BH:65:HIS:HD1	32:BH:69:ARG:HD3	1.85	0.41
36:BP:58:THR:O	36:BP:61:ARG:CG	2.61	0.41
36:BP:62:LEU:CD2	36:BP:62:LEU:H	2.31	0.41
37:BQ:1:MET:HE2	37:BQ:2:LEU:HB3	2.03	0.41
39:BS:106:ARG:O	39:BS:106:ARG:HD2	2.20	0.41
39:BS:17:ARG:NH2	39:BS:90:GLY:H	2.18	0.41
40:BT:90:GLN:CA	40:BT:92:GLY:H	2.33	0.41
42:BV:40:LEU:N	42:BV:40:LEU:HD23	2.35	0.41
25:BA:25:U:H5'	43:BW:78:GLU:O	2.20	0.41
45:BY:8:LYS:HE3	45:BY:72:VAL:HG23	2.02	0.41
1:CA:1056:G:N2	1:CA:1084:A:C4	2.88	0.41
1:CA:1173:C:H2'	1:CA:1174:G:O4'	2.19	0.41
1:CA:1494:G:H1'	25:DA:1919:A:O3'	2.20	0.41
1:CA:1486:C:N4	1:CA:1503:G:H1	2.15	0.41
1:CA:487:C:C2	1:CA:525:G:C2	3.08	0.41
1:CA:565:U:H2'	1:CA:566:A:H8	1.85	0.41
1:CA:676:G:C5	1:CA:677:A:C5	3.09	0.41
1:CA:685:A:H8	1:CA:685:A:OP1	2.03	0.41
2:CB:178:ARG:HG3	8:CH:71:GLY:C	2.41	0.41
2:CB:194:PRO:CB	2:CB:200:ILE:CD1	2.99	0.41
2:CB:211:ILE:O	2:CB:215:LEU:HB2	2.20	0.41
2:CB:213:LEU:O	2:CB:216:SER:HB3	2.21	0.41
3:CC:62:ASP:HA	3:CC:97:LYS:CE	2.50	0.41
10:CJ:22:LYS:C	10:CJ:24:VAL:H	2.24	0.41
11:CK:29:ILE:HD12	11:CK:43:SER:C	2.39	0.41
11:CK:82:VAL:HG21	11:CK:98:LEU:HD12	2.03	0.41
19:CS:18:LYS:HD2	19:CS:22:LEU:HD21	2.02	0.41
23:CV:38:A:C4	23:CV:39:A:C8	3.08	0.41
47:D0:25:ARG:HH11	47:D0:25:ARG:HG2	1.85	0.41
48:D1:80:LEU:HD23	48:D1:81:LYS:H	1.86	0.41
51:D4:53:THR:O	51:D4:54:LYS:O	2.38	0.41
53:D6:9:LEU:C	53:D6:9:LEU:HD23	2.40	0.41
25:DA:1438:U:H2'	25:DA:1439:A:H8	1.85	0.41
25:DA:154(A):C:N4	25:DA:172:C:H42	2.16	0.41
25:DA:1844:C:O2'	25:DA:1845:G:H5'	2.20	0.41

Continued on next page...

Continued from previous page...

Atom-1	Atom-2	Interatomic distance (Å)	Clash overlap (Å)
25:DA:2236:C:H2'	25:DA:2237:G:O4'	2.19	0.41
25:DA:2444:G:OP2	30:DF:68:LYS:HE2	2.21	0.41
25:DA:291:C:H42	25:DA:349:G:H1	1.66	0.41
25:DA:361:G:C3'	25:DA:362:U:H5''	2.51	0.41
25:DA:35:G:O2'	25:DA:36:G:H5'	2.20	0.41
25:DA:614:U:O4'	25:DA:614(C):A:C6	2.73	0.41
25:DA:818:G:H5'	25:DA:839:U:OP1	2.20	0.41
26:DB:24:G:H5'	26:DB:25:A:N7	2.36	0.41
28:DD:133:LEU:CB	28:DD:173:VAL:HG11	2.50	0.41
28:DD:161:THR:H	28:DD:196:VAL:HB	1.86	0.41
28:DD:132:PRO:HD3	28:DD:190:TYR:CZ	2.56	0.41
29:DE:152:LYS:HA	29:DE:152:LYS:HD2	1.91	0.41
29:DE:59:VAL:HG21	29:DE:63:LEU:HD12	2.01	0.41
29:DE:33:VAL:HG12	29:DE:90:THR:H	1.85	0.41
30:DF:39:TRP:CD1	30:DF:101:LEU:HB2	2.56	0.41
25:DA:320:A:C2'	30:DF:136:THR:HG21	2.50	0.41
30:DF:40:GLN:OE1	30:DF:183:VAL:HG23	2.20	0.41
31:DG:26:GLN:O	31:DG:28:VAL:N	2.53	0.41
32:DH:157:TYR:O	32:DH:158:HIS:CB	2.68	0.41
25:DA:271(M):G:H5''	33:DI:53:ALA:HB1	2.03	0.41
35:DO:1:MET:SD	35:DO:32:TYR:CG	3.14	0.41
38:DR:18:LEU:HD11	38:DR:22:ARG:NE	2.36	0.41
25:DA:1278:A:O3'	38:DR:34:ILE:HG23	2.20	0.41
40:DT:28:VAL:HG21	40:DT:46:GLU:OE1	2.21	0.41
41:DU:8:VAL:O	41:DU:9:VAL:C	2.58	0.41
46:DZ:103:ARG:HD3	46:DZ:136:PHE:CZ	2.55	0.41
46:DZ:177:PRO:O	46:DZ:178:GLU:CG	2.64	0.41
46:DZ:77:ASP:HB2	46:DZ:84:GLU:OE2	2.20	0.41
1:AA:1280:A:C5	1:AA:1282:U:C2	3.08	0.41
1:AA:1297:G:H5''	14:AN:17:LYS:HE3	2.02	0.41
1:AA:488:G:H2'	1:AA:489:G:H8	1.85	0.41
1:AA:413:C:H1'	1:AA:523:G:O2'	2.21	0.41
1:AA:669:U:O2	1:AA:670:A:N7	2.54	0.41
1:AA:751:A:O5'	1:AA:751:A:H8	2.03	0.41
2:AB:207:ALA:C	2:AB:209:ARG:N	2.73	0.41
2:AB:96:ARG:O	2:AB:97:TRP:C	2.55	0.41
3:AC:188:LEU:HD12	3:AC:195:VAL:HG11	2.02	0.41
3:AC:3:ASN:O	3:AC:4:LYS:O	2.39	0.41
4:AD:165:MET:O	4:AD:166:LYS:C	2.57	0.41
4:AD:191:ARG:HD2	4:AD:191:ARG:O	2.20	0.41
7:AG:107:ALA:CB	7:AG:134:ALA:HB2	2.50	0.41

Continued on next page...

Continued from previous page...

Atom-1	Atom-2	Interatomic distance (Å)	Clash overlap (Å)
9:AI:35:GLU:O	9:AI:38:GLN:HB2	2.20	0.41
11:AK:73:MET:SD	11:AK:103:LEU:HD23	2.60	0.41
11:AK:41:THR:CG2	11:AK:42:TRP:N	2.84	0.41
12:AL:114:LYS:HB3	12:AL:114:LYS:HE2	1.88	0.41
12:AL:120:TYR:CD1	12:AL:120:TYR:N	2.88	0.41
13:AM:72:ALA:HA	13:AM:75:ALA:HB2	2.02	0.41
16:AP:20:VAL:CG2	16:AP:21:VAL:N	2.84	0.41
16:AP:75:ARG:C	16:AP:77:ALA:H	2.24	0.41
18:AR:76:LEU:HD22	18:AR:76:LEU:N	2.35	0.41
23:AV:68:C:C2'	23:AV:69:C:H5'	2.49	0.41
22:AW:53:G:C2	22:AW:54:U:C6	3.09	0.41
48:B1:29:GLY:O	48:B1:30:VAL:HG23	2.21	0.41
25:BA:77:C:OP1	49:B2:59:ARG:NH1	2.52	0.41
50:B3:11:SER:OG	50:B3:12:PRO:HD2	2.21	0.41
53:B6:20:ASN:HD22	53:B6:21:TYR:N	2.15	0.41
53:B6:45:LYS:HE3	53:B6:45:LYS:HB3	1.27	0.41
55:B8:51:ALA:N	55:B8:54:GLU:OE2	2.49	0.41
25:BA:105:C:C2	25:BA:106:C:C5	3.09	0.41
25:BA:1763:G:H4'	25:BA:1763:G:OP1	2.21	0.41
25:BA:1808:U:H2'	25:BA:1809:A:O4'	2.20	0.41
25:BA:526:A:O2'	25:BA:2043:C:O2	2.38	0.41
25:BA:2069:G:C2'	25:BA:2070:G:H5'	2.51	0.41
25:BA:2262:U:C2'	25:BA:2263:C:C5'	2.97	0.41
25:BA:2585:U:C3'	25:BA:2585:U:C6	3.04	0.41
25:BA:2679:A:H2'	25:BA:2680:C:H6	1.85	0.41
25:BA:2720:U:H2'	25:BA:2720:U:O2	2.19	0.41
25:BA:535:C:C2'	25:BA:536:A:H5'	2.51	0.41
25:BA:613:G:C8	25:BA:613:G:C5'	2.97	0.41
25:BA:852:G:H2'	25:BA:853:G:H8	1.86	0.41
30:BF:125:LEU:HD11	30:BF:199:TRP:CD1	2.56	0.41
30:BF:22:ALA:C	30:BF:24:LEU:H	2.23	0.41
31:BG:26:GLN:O	31:BG:28:VAL:N	2.52	0.41
32:BH:139:GLN:C	32:BH:139:GLN:CD	2.79	0.41
32:BH:157:TYR:O	32:BH:158:HIS:CB	2.68	0.41
33:BI:82:ARG:HH11	33:BI:82:ARG:CG	2.34	0.41
34:BN:3:THR:HG22	34:BN:5:VAL:CG1	2.51	0.41
34:BN:96:GLU:N	34:BN:96:GLU:OE2	2.34	0.41
25:BA:833:U:H5''	36:BP:48:PRO:HB3	2.03	0.41
39:BS:77:ALA:O	39:BS:78:LEU:C	2.59	0.41
41:BU:92:ARG:NH1	42:BV:11:GLN:CB	2.83	0.41
41:BU:62:ILE:HD13	41:BU:93:LYS:HG2	1.97	0.41

Continued on next page...

Continued from previous page...

Atom-1	Atom-2	Interatomic distance (Å)	Clash overlap (Å)
41:BU:92:ARG:CD	42:BV:11:GLN:CD	2.82	0.41
42:BV:38:LEU:HD23	42:BV:39:LEU:N	2.35	0.41
1:CA:1183:G:H2'	1:CA:1184:C:H5'	2.01	0.41
1:CA:1301:C:OP1	19:CS:70:LYS:NZ	2.52	0.41
1:CA:492:A:H4'	1:CA:493:A:OP1	2.20	0.41
1:CA:665:G:C2	1:CA:666:G:C8	3.09	0.41
1:CA:899:G:C6	1:CA:900:A:C6	3.09	0.41
1:CA:925:C:O2'	1:CA:926:A:H5'	2.20	0.41
2:CB:20:GLU:CD	2:CB:23:ARG:HH22	2.24	0.41
3:CC:19:GLU:HG2	3:CC:19:GLU:O	2.21	0.41
4:CD:31:CYS:O	4:CD:32:ALA:HB3	2.21	0.41
4:CD:31:CYS:O	4:CD:33:MET:N	2.42	0.41
8:CH:63:LEU:HB2	8:CH:65:TYR:HE1	1.84	0.41
8:CH:65:TYR:N	8:CH:65:TYR:HD1	2.17	0.41
10:CJ:8:LEU:HD21	10:CJ:96:ILE:HG22	2.01	0.41
12:CL:24:VAL:HA	12:CL:25:PRO:HD2	2.01	0.41
12:CL:28:LYS:CG	12:CL:33:ARG:CZ	2.97	0.41
13:CM:16:ASP:HB2	13:CM:27:LYS:HZ1	1.80	0.41
14:CN:29:ARG:HG2	14:CN:40:CYS:HB2	2.01	0.41
20:CT:13:LEU:O	20:CT:16:HIS:HB3	2.20	0.41
20:CT:41:ILE:HG21	20:CT:84:LEU:CD2	2.49	0.41
23:CV:49:C:HO2'	23:CV:50:G:P	2.42	0.41
23:CV:62:C:C2	23:CV:63:C:C5	3.09	0.41
22:CW:14:A:N3	22:CW:14:A:C2'	2.81	0.41
47:D0:41:ARG:HD3	47:D0:44:ARG:HD2	2.03	0.41
25:DA:2365:G:H4'	47:D0:60:PHE:CE2	2.55	0.41
48:D1:82:LEU:HB3	48:D1:90:ILE:CD1	2.50	0.41
49:D2:29:LYS:HD3	49:D2:57:ILE:CG2	2.48	0.41
49:D2:34:GLU:O	49:D2:38:GLN:HG3	2.20	0.41
25:DA:2046:G:O5'	52:D5:19:ARG:HA	2.20	0.41
55:D8:6:THR:HA	55:D8:61:LEU:HD11	2.03	0.41
25:DA:1050:A:C4	25:DA:1051:G:N7	2.89	0.41
25:DA:1290:C:C2	25:DA:1291:C:C5	3.09	0.41
25:DA:1419:A:H2'	25:DA:1421:G:N7	2.36	0.41
25:DA:1639:U:H2'	25:DA:1640:C:C5'	2.42	0.41
25:DA:171:G:O2'	25:DA:172:C:H5'	2.20	0.41
25:DA:195:A:C8	25:DA:197:A:OP1	2.73	0.41
25:DA:2078:C:C4	25:DA:2079:U:C4	3.08	0.41
25:DA:2206:G:N3	25:DA:2207:G:H5'	2.36	0.41
25:DA:2528:U:H2'	25:DA:2530:A:O5'	2.19	0.41
25:DA:2586:C:H2'	25:DA:2587:A:C5'	2.48	0.41

Continued on next page...

Continued from previous page...

Atom-1	Atom-2	Interatomic distance (Å)	Clash overlap (Å)
25:DA:2610:C:HO2'	25:DA:2611:U:P	2.44	0.41
25:DA:271(J):C:H5'	25:DA:271(K):U:OP2	2.21	0.41
25:DA:2754:U:H2'	25:DA:2755:C:H5''	2.02	0.41
25:DA:2848:G:H3'	40:DT:95:ARG:O	2.20	0.41
25:DA:558:G:OP1	34:DN:111:PRO:HD2	2.20	0.41
25:DA:571:A:C5	25:DA:575:A:N7	2.88	0.41
28:DD:117:VAL:CG2	28:DD:128:GLY:O	2.68	0.41
28:DD:257:LEU:CD2	28:DD:257:LEU:C	2.88	0.41
29:DE:7:VAL:HA	29:DE:194:GLY:O	2.20	0.41
29:DE:61:ARG:CB	29:DE:62:PRO:HD3	2.51	0.41
31:DG:164:GLU:O	31:DG:165:THR:C	2.57	0.41
32:DH:121:ILE:HG21	32:DH:133:VAL:HG12	2.00	0.41
34:DN:24:GLY:HA2	34:DN:106:MET:HE1	2.02	0.41
34:DN:45:ASN:O	34:DN:45:ASN:ND2	2.52	0.41
37:DQ:27:VAL:O	37:DQ:29:PHE:N	2.53	0.41
40:DT:24:PRO:HA	40:DT:49:VAL:CG1	2.48	0.41
40:DT:3:ARG:C	40:DT:5:ALA:N	2.73	0.41
25:DA:994:C:C2'	41:DU:54:LYS:HE3	2.48	0.41
42:DV:47:VAL:HB	42:DV:49:THR:O	2.19	0.41
43:DW:45:TYR:CD2	43:DW:45:TYR:C	2.93	0.41
44:DX:52:VAL:HG21	44:DX:84:ALA:HA	2.02	0.41
46:DZ:14:LYS:CD	46:DZ:17:ALA:HB3	2.46	0.41
1:AA:1443:C:H2'	1:AA:1444:G:O4'	2.20	0.41
1:AA:669:U:O2'	1:AA:670:A:P	2.78	0.41
1:AA:95:G:H2'	1:AA:96:C:C6	2.55	0.41
1:AA:1056:G:H1'	2:AB:104:ASN:HD22	1.85	0.41
3:AC:68:VAL:CG1	3:AC:70:VAL:HG23	2.45	0.41
4:AD:114:ARG:HG3	4:AD:114:ARG:NH1	2.34	0.41
7:AG:59:LEU:HD23	7:AG:60:LYS:N	2.35	0.41
14:AN:12:ARG:H	14:AN:12:ARG:HD3	1.84	0.41
20:AT:42:GLN:HG3	20:AT:43:LEU:HD23	2.02	0.41
22:AW:12:U:H6	22:AW:12:U:O5'	2.04	0.41
53:B6:9:LEU:C	53:B6:9:LEU:HD23	2.40	0.41
54:B7:36:GLN:HG2	54:B7:36:GLN:O	2.21	0.41
55:B8:7:HIS:ND1	55:B8:10:ALA:N	2.69	0.41
25:BA:1142(A):A:C4	25:BA:1144:G:C8	3.09	0.41
25:BA:1799:G:C4	25:BA:1819:A:N6	2.89	0.41
25:BA:1829:A:N3	28:BD:15:PHE:HE1	2.18	0.41
25:BA:195:A:C8	25:BA:197:A:OP1	2.74	0.41
25:BA:2075:U:C4	25:BA:2238:G:N1	2.88	0.41
25:BA:2260:C:O2'	25:BA:2261:C:H5'	2.21	0.41

Continued on next page...

Continued from previous page...

Atom-1	Atom-2	Interatomic distance (Å)	Clash overlap (Å)
25:BA:2561:A:O2'	35:BO:23:ARG:HB2	2.21	0.41
25:BA:2655:G:HO2'	25:BA:2656:U:P	2.43	0.41
25:BA:2804:C:C2'	25:BA:2805:G:H5'	2.50	0.41
25:BA:498:G:O2'	25:BA:499:U:H5'	2.20	0.41
25:BA:28:A:H61	25:BA:512:G:H1'	1.84	0.41
25:BA:886:C:C2	25:BA:889:C:N4	2.86	0.41
25:BA:851:U:O2	25:BA:927:G:C2	2.74	0.41
25:BA:950:G:O2'	25:BA:951:C:H5'	2.20	0.41
26:BB:91:C:H2'	26:BB:92:C:C6	2.56	0.41
29:BE:39:PRO:HA	29:BE:43:GLY:CA	2.42	0.41
31:BG:36:LYS:HE2	31:BG:160:VAL:HG21	2.03	0.41
32:BH:15:VAL:HG23	32:BH:15:VAL:O	2.21	0.41
33:BI:42:SER:O	33:BI:44:LEU:N	2.54	0.41
33:BI:77:LEU:CD2	33:BI:104:GLN:OE1	2.69	0.41
36:BP:102:ARG:O	36:BP:102:ARG:HG2	2.20	0.41
36:BP:23:PRO:O	36:BP:33:ARG:NH1	2.53	0.41
36:BP:6:LEU:CG	36:BP:9:ASN:HD22	2.14	0.41
37:BQ:2:LEU:HG	37:BQ:2:LEU:O	2.21	0.41
37:BQ:52:VAL:HG12	37:BQ:56:ARG:HG3	2.02	0.41
38:BR:18:LEU:HD21	38:BR:22:ARG:HE	1.85	0.41
39:BS:19:LYS:HG2	39:BS:19:LYS:O	2.21	0.41
39:BS:25:ARG:CZ	39:BS:40:ILE:HD12	2.51	0.41
43:BW:34:ASN:O	43:BW:37:ARG:HB3	2.21	0.41
46:BZ:103:ARG:HD3	46:BZ:136:PHE:CE2	2.55	0.41
1:CA:1078:C:O2'	1:CA:1079:C:H5'	2.20	0.41
1:CA:1352:G:N7	9:CI:109:VAL:HG11	2.35	0.41
1:CA:138:G:N1	1:CA:139:G:C5	2.89	0.41
1:CA:1474:G:C6	1:CA:1475:U:C4	3.08	0.41
1:CA:44:G:C2	1:CA:45:U:H1'	2.56	0.41
1:CA:900:A:N6	1:CA:1374:G:O6	2.54	0.41
1:CA:950:G:C3'	1:CA:951:A:H5''	2.46	0.41
1:CA:97:G:C2	1:CA:98:G:C8	3.08	0.41
2:CB:193:ASP:O	2:CB:193:ASP:OD2	2.39	0.41
2:CB:233:SER:OG	2:CB:234:PRO:CD	2.65	0.41
2:CB:7:VAL:HG12	2:CB:7:VAL:O	2.20	0.41
3:CC:3:ASN:O	3:CC:4:LYS:O	2.37	0.41
3:CC:92:ALA:C	3:CC:94:LEU:N	2.72	0.41
7:CG:20:ASP:HB3	7:CG:23:VAL:CG2	2.50	0.41
8:CH:2:LEU:HD13	8:CH:2:LEU:O	2.21	0.41
8:CH:40:ALA:C	8:CH:42:GLU:N	2.72	0.41
11:CK:12:ARG:CG	11:CK:13:GLN:H	2.30	0.41

Continued on next page...

Continued from previous page...

Atom-1	Atom-2	Interatomic distance (Å)	Clash overlap (Å)
14:CN:42:ILE:O	14:CN:43:CYS:C	2.59	0.41
15:CO:27:VAL:O	15:CO:31:LEU:HB2	2.21	0.41
15:CO:39:LEU:HD23	15:CO:39:LEU:HA	1.79	0.41
18:CR:50:ILE:HD11	18:CR:74:ARG:NH1	2.35	0.41
20:CT:53:LEU:HA	20:CT:56:MET:HE2	2.03	0.41
23:CV:17:C:OP2	23:CV:19:G:O5'	2.39	0.41
22:CY:32:U:C2'	22:CY:32:U:O2	2.69	0.41
47:D0:33:ALA:N	47:D0:64:ASP:OD1	2.53	0.41
48:D1:29:GLY:O	48:D1:30:VAL:HG23	2.21	0.41
25:DA:108:U:H2'	25:DA:109:G:C8	2.55	0.41
25:DA:1140:C:P	34:DN:66:LYS:NZ	2.94	0.41
25:DA:1169:G:H2'	25:DA:1170:G:O4'	2.20	0.41
25:DA:1264:G:OP1	52:D5:19:ARG:NH2	2.40	0.41
25:DA:143(A):C:C2'	25:DA:143(A):C:O2	2.65	0.41
25:DA:1717:G:H2'	25:DA:1718:G:H5''	2.02	0.41
25:DA:2612:C:C4	25:DA:2613:U:H5	2.38	0.41
25:DA:286:C:H6	25:DA:286:C:H5''	1.86	0.41
25:DA:2869:G:H2'	25:DA:2870:C:H6	1.86	0.41
25:DA:28:A:H61	25:DA:512:G:H1'	1.84	0.41
25:DA:635:C:H2'	25:DA:636:G:O4'	2.21	0.41
25:DA:658:C:H2'	25:DA:659:C:C6	2.55	0.41
25:DA:676:A:H2	25:DA:802:A:N6	2.17	0.41
25:DA:71:A:O2'	25:DA:72:U:P	2.78	0.41
25:DA:764:A:OP1	28:DD:208:LYS:HE2	2.19	0.41
25:DA:778:G:H2'	25:DA:779:U:C6	2.56	0.41
25:DA:817:C:H4'	25:DA:932:G:C5	2.56	0.41
25:DA:992:C:O2'	25:DA:993:G:H5'	2.20	0.41
25:DA:994:C:H3'	41:DU:54:LYS:HE3	2.01	0.41
27:DC:99:ILE:HG23	27:DC:103:ILE:CB	2.50	0.41
29:DE:2:LYS:HB3	29:DE:95:ILE:CG2	2.51	0.41
30:DF:127:GLU:HB2	30:DF:196:LEU:HD11	2.03	0.41
30:DF:140:LEU:CD2	30:DF:170:LEU:HD11	2.50	0.41
30:DF:89:VAL:O	30:DF:91:GLY:N	2.51	0.41
31:DG:10:LYS:HA	31:DG:10:LYS:HD2	1.88	0.41
31:DG:9:ARG:O	31:DG:10:LYS:C	2.58	0.41
32:DH:164:TYR:O	32:DH:165:ALA:HB2	2.20	0.41
25:DA:2749:A:H1'	32:DH:63:SER:OG	2.20	0.41
34:DN:96:GLU:OE2	34:DN:96:GLU:N	2.34	0.41
36:DP:113:LYS:HG2	36:DP:115:LEU:HD22	2.03	0.41
36:DP:32:THR:HG21	36:DP:37:GLY:HA2	2.02	0.41
25:DA:832:G:OP1	36:DP:40:SER:HB3	2.21	0.41

Continued on next page...

Continued from previous page...

Atom-1	Atom-2	Interatomic distance (Å)	Clash overlap (Å)
37:DQ:134:ARG:HH21	46:DZ:122:ARG:NE	2.17	0.41
37:DQ:2:LEU:O	37:DQ:2:LEU:HG	2.21	0.41
38:DR:84:ALA:N	38:DR:85:PRO:CD	2.84	0.41
39:DS:35:ILE:HG23	39:DS:53:SER:HB2	2.01	0.41
1:AA:1072:U:C2	1:AA:1073:U:C5	3.09	0.41
1:AA:1251:C:H2'	1:AA:1252:G:O4'	2.20	0.41
1:AA:1281:G:HO2'	1:AA:1282:U:P	2.42	0.41
1:AA:1286:G:N1	1:AA:1312:G:O2'	2.53	0.41
1:AA:1381:C:C4	1:AA:1383:G:C2	3.09	0.41
1:AA:1445:A:H2'	1:AA:1446:G:O4'	2.20	0.41
1:AA:351:A:O2'	1:AA:363:U:O2'	2.29	0.41
1:AA:423:G:H4'	1:AA:424:U:O5'	2.21	0.41
1:AA:484:C:O2	1:AA:532:C:O2'	2.39	0.41
1:AA:815:C:O2'	1:AA:816:U:P	2.79	0.41
2:AB:170:GLU:HA	2:AB:172:ILE:CD1	2.51	0.41
3:AC:130:VAL:O	3:AC:134:ILE:HG12	2.21	0.41
4:AD:64:LEU:HB2	4:AD:198:VAL:HG11	2.03	0.41
6:AF:3:ARG:HD3	6:AF:64:GLN:NE2	2.36	0.41
1:AA:1327:A:C2	7:AG:10:ARG:HD3	2.55	0.41
7:AG:69:VAL:HG21	7:AG:104:LEU:CD2	2.50	0.41
11:AK:99:GLN:HA	11:AK:105:VAL:CG1	2.50	0.41
13:AM:90:LEU:C	13:AM:92:HIS:N	2.74	0.41
1:AA:650:G:H4'	15:AO:51:HIS:ND1	2.36	0.41
23:AV:59:A:C2	23:AV:62:C:C6	3.09	0.41
22:AW:21:A:C5	22:AW:46:G:C5	3.08	0.41
47:B0:9:SER:OG	47:B0:10:THR:N	2.50	0.41
25:BA:2015:A:C2	52:B5:6:VAL:HG23	2.56	0.41
25:BA:1042:G:H3'	25:BA:1043:C:C6	2.56	0.41
25:BA:120:U:H5''	25:BA:122:G:OP2	2.21	0.41
25:BA:1591:G:O2'	25:BA:1592:C:H5'	2.21	0.41
25:BA:2171:A:O2'	25:BA:2172:U:H2'	2.21	0.41
25:BA:2801(A):A:O3'	25:BA:2802:G:H3'	2.20	0.41
25:BA:30:G:H2'	25:BA:31:C:C6	2.55	0.41
25:BA:603:A:H4'	25:BA:604:G:O5'	2.21	0.41
25:BA:778:G:C2	25:BA:787:U:O2	2.74	0.41
25:BA:885:C:C2	25:BA:886:C:N4	2.88	0.41
25:BA:952:G:N1	25:BA:953:A:N7	2.68	0.41
26:BB:24:G:H5'	26:BB:25:A:N7	2.36	0.41
26:BB:40:U:O2'	26:BB:43:C:C5	2.72	0.41
27:BC:187:ASP:O	27:BC:189:ILE:N	2.50	0.41
28:BD:133:LEU:CB	28:BD:173:VAL:HG11	2.50	0.41

Continued on next page...

Continued from previous page...

Atom-1	Atom-2	Interatomic distance (Å)	Clash overlap (Å)
29:BE:26:ILE:HG22	29:BE:27:LEU:N	2.35	0.41
30:BF:202:PHE:O	30:BF:203:GLN:C	2.59	0.41
30:BF:32:LEU:HD22	30:BF:112:MET:CE	2.50	0.41
25:BA:470:A:OP1	30:BF:59:TYR:HE2	2.03	0.41
31:BG:95:ARG:C	31:BG:96:ARG:O	2.59	0.41
32:BH:94:TYR:CZ	32:BH:107:VAL:HB	2.55	0.41
36:BP:106:LEU:HD13	36:BP:112:LEU:HD23	2.03	0.41
36:BP:80:TYR:CE1	36:BP:111:ARG:HB3	2.56	0.41
36:BP:111:ARG:HG3	36:BP:111:ARG:HH21	1.86	0.41
36:BP:49:ARG:HH21	36:BP:50:ARG:HH22	1.58	0.41
39:BS:85:VAL:HG23	39:BS:86:ALA:H	1.86	0.41
39:BS:87:PHE:HZ	39:BS:97:ARG:HH12	1.68	0.41
40:BT:114:LEU:HD23	40:BT:114:LEU:HA	1.78	0.41
40:BT:33:LYS:O	40:BT:40:THR:HB	2.21	0.41
45:BY:2:ARG:HG2	45:BY:2:ARG:NH1	2.36	0.41
45:BY:31:LEU:CD2	45:BY:31:LEU:N	2.78	0.41
45:BY:81:LYS:HA	45:BY:82:PRO:HD3	2.00	0.41
1:CA:955:A:O2'	1:CA:1303:C:N3	2.47	0.41
1:CA:232:C:H2'	1:CA:233:G:H8	1.85	0.41
1:CA:485:G:OP1	12:CL:118:SER:N	2.31	0.41
1:CA:503:A:H2	1:CA:519:C:O2	2.04	0.41
1:CA:751:A:N7	1:CA:752:G:N7	2.69	0.41
1:CA:998:U:H2'	1:CA:999:G:H8	1.86	0.41
2:CB:47:THR:HG23	2:CB:202:PRO:HG2	2.03	0.41
2:CB:97:TRP:CZ2	2:CB:173:ALA:HA	2.55	0.41
3:CC:123:GLN:O	3:CC:128:PHE:HB2	2.21	0.41
3:CC:92:ALA:HB2	3:CC:99:VAL:HG22	1.99	0.41
4:CD:159:ARG:HH11	4:CD:159:ARG:HG3	1.85	0.41
4:CD:17:VAL:HG11	4:CD:197:PRO:HB2	2.01	0.41
5:CE:51:VAL:HB	5:CE:52:PRO:CD	2.48	0.41
6:CF:53:ALA:C	6:CF:55:ASP:H	2.24	0.41
8:CH:125:ARG:O	8:CH:128:GLY:N	2.45	0.41
12:CL:102:ARG:HE	12:CL:102:ARG:HB3	1.79	0.41
14:CN:48:ALA:CA	14:CN:53:LEU:HD12	2.51	0.41
15:CO:76:GLU:C	15:CO:78:TYR:N	2.74	0.41
16:CP:64:ALA:O	16:CP:65:GLN:C	2.57	0.41
22:CW:16:U:C3'	22:CW:17:C:C5'	2.96	0.41
22:CW:2:C:C5	22:CW:3:C:C5	3.09	0.41
22:CW:6:G:N2	22:CW:68:C:N3	2.68	0.41
22:CY:27:G:N3	22:CY:43:C:N4	2.68	0.41
48:D1:56:GLN:HB3	48:D1:87:PRO:HB3	2.02	0.41

Continued on next page...

Continued from previous page...

Atom-1	Atom-2	Interatomic distance (Å)	Clash overlap (Å)
48:D1:58:ILE:HD12	48:D1:91:LYS:CA	2.51	0.41
49:D2:38:GLN:HB3	49:D2:44:LEU:O	2.20	0.41
31:DG:104:GLU:OE2	51:D4:50:THR:HG22	2.20	0.41
54:D7:12:ARG:HG3	54:D7:12:ARG:HH11	1.86	0.41
55:D8:51:ALA:N	55:D8:54:GLU:OE2	2.49	0.41
25:DA:1041:C:O2'	25:DA:1115:G:N2	2.54	0.41
25:DA:109:G:H2'	25:DA:110:G:O5'	2.21	0.41
25:DA:1312:U:H4'	25:DA:1313:U:O5'	2.21	0.41
25:DA:1512:U:H2'	25:DA:1513:C:C6	2.56	0.41
25:DA:1796:U:H4'	28:DD:256:GLY:N	2.36	0.41
25:DA:20:C:H2'	25:DA:21:A:C8	2.55	0.41
25:DA:2124:G:O2'	27:DC:40:THR:C	2.59	0.41
25:DA:221:A:O2'	25:DA:222:A:OP2	2.32	0.41
25:DA:2402:C:H2'	25:DA:2403:C:H5'	2.03	0.41
25:DA:2521:C:H42	25:DA:2544:G:H1	1.67	0.41
25:DA:2822:G:OP1	29:DE:159:HIS:NE2	2.54	0.41
25:DA:2840:C:H4'	38:DR:53:HIS:CD2	2.56	0.41
25:DA:491:G:C4	25:DA:492:A:C8	3.09	0.41
25:DA:495:G:O2'	43:DW:62:HIS:HE1	2.02	0.41
27:DC:82:LYS:O	27:DC:86:ALA:HB3	2.20	0.41
27:DC:95:GLY:HA3	27:DC:99:ILE:CD1	2.51	0.41
28:DD:27:THR:CG2	28:DD:27:THR:O	2.68	0.41
29:DE:37:ARG:HD3	29:DE:42:ASP:OD2	2.20	0.41
29:DE:63:LEU:O	29:DE:64:LYS:C	2.59	0.41
30:DF:132:VAL:HG13	30:DF:133:ASN:H	1.85	0.41
31:DG:36:LYS:HE2	31:DG:160:VAL:HG21	2.03	0.41
31:DG:32:PRO:HB3	31:DG:163:ALA:HB2	2.03	0.41
32:DH:151:ILE:N	32:DH:151:ILE:HD13	2.35	0.41
36:DP:57:THR:HB	36:DP:58:THR:H	1.69	0.41
36:DP:90:ARG:HB3	36:DP:91:PHE:HD1	1.85	0.41
37:DQ:52:VAL:HG12	37:DQ:56:ARG:HG3	2.02	0.41
38:DR:79:LEU:CD2	38:DR:79:LEU:C	2.89	0.41
39:DS:101:LEU:C	39:DS:101:LEU:HD22	2.41	0.41
39:DS:19:LYS:O	39:DS:19:LYS:HG2	2.21	0.41
39:DS:29:PHE:HD2	39:DS:30:ARG:N	2.18	0.41
25:DA:993:G:N3	42:DV:89:GLN:NE2	2.69	0.41
43:DW:17:VAL:O	43:DW:18:ARG:C	2.57	0.41
43:DW:64:MET:HE3	43:DW:109:GLU:HG2	2.03	0.41
45:DY:39:VAL:O	45:DY:40:GLU:HG2	2.20	0.41
1:AA:261:G:O3'	17:AQ:67:LYS:HB2	2.20	0.41
1:AA:379:G:H2'	1:AA:380:C:C6	2.55	0.41

Continued on next page...

Continued from previous page...

Atom-1	Atom-2	Interatomic distance (Å)	Clash overlap (Å)
1:AA:581:U:H4'	8:AH:94:TYR:CG	2.56	0.41
1:AA:633:G:O2'	1:AA:634:C:H5'	2.21	0.41
1:AA:902:G:C6	1:AA:904:G:N7	2.88	0.41
1:AA:981:G:C2'	1:AA:982:A:H4'	2.51	0.41
2:AB:24:TRP:CG	2:AB:25:ASN:N	2.88	0.41
3:AC:53:ALA:HB2	3:AC:115:LEU:CD2	2.50	0.41
3:AC:53:ALA:HB2	3:AC:115:LEU:HG	2.02	0.41
5:AE:12:LEU:HD13	5:AE:12:LEU:C	2.41	0.41
5:AE:146:ALA:O	5:AE:148:VAL:N	2.54	0.41
6:AF:50:TYR:CE2	6:AF:52:ILE:HD11	2.55	0.41
9:AI:10:ARG:NE	9:AI:105:ASP:HB3	2.35	0.41
10:AJ:50:ILE:H	10:AJ:50:ILE:HD13	1.81	0.41
10:AJ:65:LEU:HD12	14:AN:55:GLY:HA3	2.03	0.41
11:AK:59:TYR:CE2	11:AK:63:LEU:HD12	2.56	0.41
23:AV:14:A:C2	23:AV:15:G:C1'	3.03	0.41
22:AW:52:G:N1	22:AW:62:C:N4	2.66	0.41
22:AY:29:G:C2	22:AY:42:C:O2	2.73	0.41
49:B2:50:ILE:C	49:B2:52:ASP:N	2.74	0.41
55:B8:14:VAL:O	55:B8:14:VAL:HG13	2.21	0.41
25:BA:1169:G:H2'	25:BA:1170:G:O4'	2.20	0.41
25:BA:1642:G:O2'	25:BA:1643:G:H5'	2.20	0.41
25:BA:1992:G:H8	25:BA:1992:G:O5'	2.03	0.41
25:BA:2167:U:H6	25:BA:2167:U:O5'	2.04	0.41
25:BA:2303:G:H1'	31:BG:132:ASN:ND2	2.36	0.41
25:BA:2471:C:N4	25:BA:2476:A:O2'	2.50	0.41
25:BA:271(O):C:O2'	25:BA:271(P):C:P	2.79	0.41
25:BA:479:A:H4'	25:BA:480:A:H5'	2.02	0.41
25:BA:601:C:H2'	25:BA:602:G:O4'	2.21	0.41
25:BA:71:A:H3'	25:BA:71:A:H8	1.85	0.41
27:BC:83:ILE:O	27:BC:83:ILE:HG22	2.21	0.41
28:BD:201:HIS:C	28:BD:203:ASN:H	2.24	0.41
28:BD:268:ARG:HB3	28:BD:268:ARG:NH1	2.36	0.41
29:BE:18:ASP:OD1	40:BT:81:PRO:HG3	2.21	0.41
29:BE:56:PRO:O	29:BE:57:LYS:C	2.59	0.41
30:BF:1:MET:CE	30:BF:26:ALA:HB1	2.50	0.41
32:BH:103:LEU:HD22	32:BH:123:PHE:HD2	1.82	0.41
25:BA:2746:U:O3'	32:BH:138:LYS:HE3	2.21	0.41
32:BH:54:ARG:CG	32:BH:54:ARG:O	2.66	0.41
32:BH:85:LYS:HD3	32:BH:133:VAL:CB	2.41	0.41
34:BN:55:VAL:O	34:BN:56:ASN:C	2.59	0.41
36:BP:131:SER:O	36:BP:132:LYS:C	2.58	0.41

Continued on next page...

Continued from previous page...

Atom-1	Atom-2	Interatomic distance (Å)	Clash overlap (Å)
37:BQ:27:VAL:O	37:BQ:29:PHE:N	2.53	0.41
39:BS:30:ARG:HA	39:BS:30:ARG:HD2	1.81	0.41
39:BS:49:VAL:CG1	39:BS:50:SER:N	2.82	0.41
39:BS:70:GLY:C	39:BS:72:ALA:N	2.69	0.41
39:BS:85:VAL:HG22	39:BS:106:ARG:CB	2.50	0.41
43:BW:41:LYS:HB3	43:BW:41:LYS:HE3	1.81	0.41
46:BZ:110:GLY:HA3	46:BZ:115:GLY:HA3	2.02	0.41
46:BZ:98:MET:HE2	46:BZ:99:TYR:O	2.21	0.41
1:CA:1280:A:O3'	1:CA:1281:G:C4'	2.69	0.41
1:CA:1392:G:H2'	1:CA:1393:C:C6	2.55	0.41
1:CA:426:A:H2'	1:CA:427:A:O4'	2.21	0.41
1:CA:610:G:H2'	1:CA:611:G:C8	2.55	0.41
1:CA:746:G:H2'	1:CA:747:C:H6	1.86	0.41
1:CA:762:C:O2'	11:CK:120:ARG:HD3	2.20	0.41
2:CB:75:LYS:HD3	2:CB:75:LYS:HA	1.86	0.41
3:CC:101:LEU:HD23	3:CC:102:ASN:O	2.21	0.41
3:CC:73:PRO:CD	3:CC:105:GLU:OE2	2.68	0.41
4:CD:81:GLU:OE1	4:CD:139:ARG:NH2	2.53	0.41
11:CK:120:ARG:HA	11:CK:121:PRO:HD3	1.87	0.41
12:CL:32:PHE:CB	12:CL:84:LEU:HD11	2.51	0.41
12:CL:6:THR:O	12:CL:7:ILE:C	2.59	0.41
16:CP:20:VAL:CG2	16:CP:21:VAL:N	2.83	0.41
19:CS:9:VAL:CG1	19:CS:11:VAL:CG1	2.99	0.41
23:CV:10:G:N2	23:CV:26:C:O2	2.43	0.41
22:CW:30:G:C2	22:CW:31:A:N7	2.88	0.41
22:CY:28:G:H3'	22:CY:28:G:C8	2.55	0.41
53:D6:47:THR:CB	53:D6:49:HIS:ND1	2.73	0.41
54:D7:36:GLN:HG2	54:D7:36:GLN:O	2.21	0.41
25:DA:1042:G:H3'	25:DA:1043:C:O4'	2.21	0.41
25:DA:1050:A:C2	25:DA:1051:G:N7	2.89	0.41
25:DA:1032:A:H2	25:DA:1122:G:H22	1.69	0.41
25:DA:1173:G:H3'	25:DA:1174:A:H5'	2.02	0.41
25:DA:1232:G:H2'	25:DA:1233:C:C6	2.56	0.41
25:DA:1324:G:H1'	25:DA:1616:A:N6	2.36	0.41
25:DA:1341:U:H2'	25:DA:1397:U:O2	2.20	0.41
25:DA:1568:G:H4'	28:DD:59:LYS:CG	2.50	0.41
25:DA:1668:A:OP1	35:DO:5:GLN:HG3	2.18	0.41
25:DA:1686:C:H2'	25:DA:1687:G:C5'	2.49	0.41
25:DA:1771:C:O2'	25:DA:1786:A:O4'	2.36	0.41
25:DA:2069:G:C2'	25:DA:2070:G:H5'	2.51	0.41
25:DA:2167:U:O5'	25:DA:2167:U:H6	2.04	0.41

Continued on next page...

Continued from previous page...

Atom-1	Atom-2	Interatomic distance (Å)	Clash overlap (Å)
25:DA:2464:C:O2'	25:DA:2465:C:O5'	2.32	0.41
25:DA:2553:G:H3'	25:DA:2554:U:H5''	2.02	0.41
25:DA:2801(A):A:O3'	25:DA:2802:G:H3'	2.20	0.41
25:DA:466:A:N3	25:DA:683:C:H1'	2.36	0.41
25:DA:803:U:C2'	25:DA:804:A:H5'	2.50	0.41
26:DB:103:G:O2'	26:DB:104:U:H5'	2.20	0.41
26:DB:43:C:O2	31:DG:95:ARG:NE	2.43	0.41
26:DB:85:G:H2'	26:DB:86:G:C8	2.56	0.41
27:DC:83:ILE:O	27:DC:83:ILE:HG22	2.21	0.41
28:DD:133:LEU:HA	28:DD:136:ILE:HD12	2.03	0.41
29:DE:68:ALA:C	29:DE:70:ALA:H	2.25	0.41
29:DE:6:GLY:CA	29:DE:27:LEU:O	2.69	0.41
29:DE:93:VAL:HG13	29:DE:182:LEU:HD13	2.03	0.41
31:DG:17:PRO:HA	31:DG:20:ILE:CG1	2.50	0.41
23:CV:57:C:C1'	31:DG:76:SER:O	2.57	0.41
33:DI:42:SER:O	33:DI:44:LEU:N	2.54	0.41
36:DP:9:ASN:H	36:DP:10:PRO:HD2	1.86	0.41
36:DP:123:LEU:C	36:DP:123:LEU:HD12	2.41	0.41
39:DS:106:ARG:O	39:DS:106:ARG:HD2	2.20	0.41
39:DS:77:ALA:O	39:DS:78:LEU:C	2.59	0.41
45:DY:67:LEU:HD12	45:DY:68:HIS:O	2.21	0.41
46:DZ:72:ARG:NH2	46:DZ:97:GLU:O	2.54	0.41
1:AA:1056:G:H4'	2:AB:103:THR:HG22	2.02	0.41
1:AA:1126:G:C2	1:AA:1127:C:N3	2.89	0.41
1:AA:1206:A:OP1	13:AM:102:ARG:HA	2.21	0.41
1:AA:1209:C:H4'	13:AM:116:THR:O	2.20	0.41
1:AA:1331:A:H2'	1:AA:1332:U:O4'	2.21	0.41
1:AA:1361:G:N1	1:AA:1362:U:C4	2.89	0.41
2:AB:168:THR:O	2:AB:169:LYS:C	2.59	0.41
2:AB:233:SER:OG	2:AB:234:PRO:CD	2.64	0.41
2:AB:36:ARG:CA	2:AB:36:ARG:NE	2.84	0.41
1:AA:529:G:P	4:AD:72:GLU:HB3	2.60	0.41
8:AH:25:ASP:HA	8:AH:59:LEU:O	2.21	0.41
8:AH:44:PHE:HA	8:AH:79:VAL:HG12	2.02	0.41
11:AK:123:LYS:O	11:AK:124:LYS:C	2.58	0.41
12:AL:113:ARG:NH1	12:AL:120:TYR:CD2	2.89	0.41
17:AQ:50:LYS:HG3	17:AQ:51:TYR:CD1	2.55	0.41
23:AV:15:G:N2	23:AV:49:C:C5	2.84	0.41
47:B0:45:PHE:N	47:B0:45:PHE:CD1	2.89	0.41
48:B1:76:ARG:NH2	48:B1:95:LEU:HD22	2.36	0.41
25:BA:1050:A:C4	25:BA:1051:G:N7	2.89	0.41

Continued on next page...

Continued from previous page...

Atom-1	Atom-2	Interatomic distance (Å)	Clash overlap (Å)
25:BA:1349:A:N6	25:BA:1598:C:N4	2.68	0.41
25:BA:1914:C:O4'	25:BA:1914:C:O2	2.39	0.41
25:BA:200:U:H2'	25:BA:201:C:H5'	2.02	0.41
25:BA:2033:A:O2'	25:BA:2034:U:P	2.79	0.41
25:BA:2242:G:H2'	25:BA:2243:U:O4'	2.20	0.41
25:BA:2822:G:OP1	29:BE:159:HIS:NE2	2.54	0.41
25:BA:33:U:O4	25:BA:446:G:O2'	2.31	0.41
25:BA:363(B):G:N3	25:BA:363(B):G:H2'	2.35	0.41
25:BA:35:G:O2'	25:BA:36:G:H5'	2.20	0.41
25:BA:57:C:O2'	25:BA:58:G:H5'	2.21	0.41
25:BA:614:U:O4'	25:BA:614(C):A:C6	2.73	0.41
25:BA:651:G:OP1	55:B8:19:SER:OG	2.37	0.41
25:BA:803:U:C2'	25:BA:804:A:H5'	2.50	0.41
29:BE:7:VAL:HA	29:BE:194:GLY:O	2.20	0.41
29:BE:1:MET:HA	29:BE:200:GLU:CD	2.40	0.41
25:BA:2810:A:H1'	29:BE:61:ARG:HH12	1.85	0.41
29:BE:63:LEU:O	29:BE:64:LYS:C	2.59	0.41
29:BE:88:GLY:O	29:BE:89:ASP:CB	2.69	0.41
30:BF:132:VAL:HG13	30:BF:133:ASN:H	1.85	0.41
30:BF:39:TRP:CD1	30:BF:101:LEU:HB2	2.56	0.41
31:BG:47:LYS:HE2	31:BG:81:LYS:HD2	2.00	0.41
33:BI:33:ARG:HG2	33:BI:33:ARG:HH11	1.86	0.41
34:BN:78:TYR:H	34:BN:78:TYR:HD1	1.68	0.41
36:BP:123:LEU:HD12	36:BP:123:LEU:C	2.42	0.41
40:BT:32:TYR:CD2	40:BT:32:TYR:N	2.89	0.41
42:BV:22:VAL:HG21	42:BV:94:LEU:CD1	2.50	0.41
42:BV:2:PHE:O	42:BV:3:ALA:CB	2.68	0.41
45:BY:76:CYS:O	45:BY:77:PRO:C	2.60	0.41
46:BZ:103:ARG:HD3	46:BZ:136:PHE:CZ	2.55	0.41
46:BZ:119:GLU:CD	46:BZ:119:GLU:H	2.24	0.41
46:BZ:41:LEU:HD11	46:BZ:82:ARG:HH11	1.86	0.41
46:BZ:85:HIS:C	46:BZ:85:HIS:HD1	2.24	0.41
1:CA:1207:C:H4'	1:CA:1208:A:OP1	2.20	0.41
1:CA:1330:A:C6	1:CA:1356:A:C8	3.09	0.41
1:CA:1374:G:C5	1:CA:1375:U:C4	3.09	0.41
1:CA:398:C:H2'	1:CA:399:U:H6	1.86	0.41
1:CA:66:G:C6	1:CA:67:C:C5	3.09	0.41
1:CA:6:G:H3'	1:CA:6:G:N3	2.36	0.41
1:CA:786:G:C6	1:CA:787:U:N3	2.88	0.41
2:CB:135:GLN:O	2:CB:139:LYS:HG2	2.21	0.41
2:CB:196:LEU:HD12	2:CB:197:VAL:HG23	2.03	0.41

Continued on next page...

Continued from previous page...

Atom-1	Atom-2	Interatomic distance (Å)	Clash overlap (Å)
3:CC:54:ARG:NH1	3:CC:56:ASP:HB2	2.36	0.41
4:CD:4:TYR:HE2	4:CD:6:GLY:C	2.24	0.41
4:CD:64:LEU:HB2	4:CD:198:VAL:HG11	2.03	0.41
5:CE:51:VAL:CB	5:CE:52:PRO:HD3	2.49	0.41
5:CE:64:ARG:HG3	5:CE:64:ARG:O	2.21	0.41
8:CH:85:ARG:NH1	8:CH:85:ARG:HG3	2.36	0.41
10:CJ:57:LYS:CE	10:CJ:60:ARG:NH2	2.84	0.41
11:CK:95:ILE:HG23	11:CK:108:ILE:HD11	2.03	0.41
14:CN:22:THR:HB	14:CN:33:VAL:HG21	2.01	0.41
15:CO:4:THR:OG1	15:CO:7:GLU:HG3	2.21	0.41
16:CP:4:ILE:HB	16:CP:66:PRO:CB	2.49	0.41
19:CS:10:PHE:HZ	19:CS:70:LYS:CD	2.34	0.41
23:CV:35:C:H3'	23:CV:35:C:C6	2.56	0.41
23:CV:50:G:H2'	23:CV:51:U:O4'	2.20	0.41
23:CV:6:G:H2'	23:CV:7:G:O5'	2.21	0.41
47:D0:83:PRO:HB2	47:D0:84:LEU:H	1.78	0.41
48:D1:3:LYS:CG	48:D1:4:VAL:N	2.71	0.41
50:D3:43:ILE:O	50:D3:47:VAL:HG23	2.21	0.41
50:D3:44:ARG:O	50:D3:45:GLY:C	2.60	0.41
54:D7:31:LEU:HD22	54:D7:42:LEU:HD13	2.03	0.41
25:DA:105:C:C2	25:DA:106:C:C5	3.08	0.41
25:DA:1344:G:C5	25:DA:1385:G:C8	3.09	0.41
25:DA:1505:C:H2'	25:DA:1506:C:O4'	2.21	0.41
25:DA:1301:A:H2	25:DA:1626:G:N3	2.19	0.41
25:DA:1782:C:C4	25:DA:2587:A:C2	3.09	0.41
25:DA:1946:U:H2'	25:DA:1947:C:H6	1.85	0.41
25:DA:1952:A:C6	25:DA:1953:A:N6	2.89	0.41
25:DA:1972:A:H2'	25:DA:1973:G:H8	1.86	0.41
25:DA:2065:C:H2'	25:DA:2066:C:C6	2.56	0.41
25:DA:2804:C:C2'	25:DA:2805:G:H5'	2.50	0.41
25:DA:603:A:H4'	25:DA:604:G:O5'	2.21	0.41
26:DB:43:C:H3'	26:DB:44:G:C5'	2.51	0.41
26:DB:40:U:H1'	26:DB:45:A:N6	2.36	0.41
26:DB:66:A:HO2'	26:DB:67:G:P	2.44	0.41
27:DC:42:GLU:H	27:DC:213:TYR:H	1.67	0.41
28:DD:134:ARG:O	28:DD:168:ARG:NH1	2.53	0.41
28:DD:176:ARG:NH1	28:DD:176:ARG:HG2	2.32	0.41
28:DD:24:ILE:O	28:DD:26:LYS:NZ	2.54	0.41
29:DE:111:ARG:CD	29:DE:160:TYR:HE1	2.31	0.41
29:DE:57:LYS:HB3	29:DE:57:LYS:NZ	2.36	0.41
29:DE:51:PHE:O	29:DE:74:PRO:HB2	2.21	0.41

Continued on next page...

Continued from previous page...

Atom-1	Atom-2	Interatomic distance (Å)	Clash overlap (Å)
30:DF:195:ASP:HB2	30:DF:198:ALA:CB	2.51	0.41
30:DF:63:LYS:NZ	30:DF:67:GLN:CB	2.84	0.41
31:DG:82:LEU:HD22	31:DG:87:PRO:CG	2.47	0.41
32:DH:111:HIS:HA	32:DH:112:PRO:HD2	1.88	0.41
33:DI:40:THR:C	33:DI:42:SER:N	2.73	0.41
39:DS:34:HIS:O	39:DS:35:ILE:HB	2.21	0.41
39:DS:87:PHE:HZ	39:DS:97:ARG:HH12	1.68	0.41
1:CA:1440:C:C5'	40:DT:115:ARG:HH22	2.31	0.41
40:DT:39:ARG:O	40:DT:41:ARG:N	2.54	0.41
41:DU:92:ARG:NH1	42:DV:11:GLN:CB	2.84	0.41
42:DV:52:VAL:O	42:DV:52:VAL:HG13	2.21	0.41
25:DA:1188:U:C4'	42:DV:79:VAL:HG22	2.49	0.41
43:DW:14:PRO:O	43:DW:17:VAL:N	2.51	0.41
44:DX:63:LYS:HB3	44:DX:72:LYS:HG3	2.01	0.41
44:DX:28:PHE:CZ	44:DX:92:LEU:HD11	2.56	0.41
46:DZ:14:LYS:O	46:DZ:18:LEU:HB2	2.20	0.41
1:AA:1112:A:H5''	9:AI:18:PHE:HE1	1.84	0.41
1:AA:457:A:H2'	1:AA:458:G:O4'	2.21	0.41
1:AA:551:G:N7	12:AL:5:PRO:HD3	2.34	0.41
1:AA:818:U:H3	1:AA:828:G:H1	1.68	0.41
1:AA:876:C:H2'	1:AA:877:A:O4'	2.21	0.41
1:AA:906:G:C6	1:AA:907:C:C4	3.09	0.41
1:AA:963:A:C6	1:AA:964:G:C5	3.09	0.41
1:AA:981:G:H2'	1:AA:982:A:H4'	2.03	0.41
2:AB:20:GLU:CD	2:AB:23:ARG:HH22	2.24	0.41
2:AB:86:GLU:C	2:AB:88:ALA:H	2.24	0.41
4:AD:162:LEU:HD22	4:AD:178:VAL:HG13	2.04	0.41
5:AE:127:ASN:HA	5:AE:128:PRO:HD3	1.94	0.41
7:AG:46:ALA:O	7:AG:49:ILE:N	2.54	0.41
8:AH:12:ARG:HH11	8:AH:26:VAL:HA	1.86	0.41
8:AH:23:SER:CB	8:AH:62:TYR:HA	2.50	0.41
9:AI:98:PRO:C	9:AI:100:GLY:H	2.25	0.41
9:AI:98:PRO:C	9:AI:100:GLY:N	2.74	0.41
10:AJ:76:ASN:ND2	10:AJ:78:ASN:OD1	2.54	0.41
15:AO:33:THR:HG23	15:AO:63:ARG:NH1	2.36	0.41
15:AO:63:ARG:NH1	15:AO:87:ILE:HD13	2.36	0.41
18:AR:36:ASN:O	18:AR:39:VAL:N	2.54	0.41
18:AR:47:THR:O	18:AR:83:GLU:HG2	2.21	0.41
19:AS:36:ARG:HH12	19:AS:75:ALA:CB	2.26	0.41
48:B1:15:ALA:HB3	48:B1:40:ARG:HD2	2.03	0.41
48:B1:82:LEU:HB3	48:B1:90:ILE:CD1	2.50	0.41

Continued on next page...

Continued from previous page...

Atom-1	Atom-2	Interatomic distance (Å)	Clash overlap (Å)
49:B2:34:GLU:O	49:B2:38:GLN:HG3	2.21	0.41
50:B3:43:ILE:O	50:B3:47:VAL:HG23	2.21	0.41
54:B7:12:ARG:HH11	54:B7:12:ARG:HG3	1.86	0.41
25:BA:1042:G:H3'	25:BA:1043:C:O4'	2.21	0.41
25:BA:1050:A:C2	25:BA:1051:G:N7	2.89	0.41
25:BA:1301:A:H2	25:BA:1626:G:N3	2.19	0.41
25:BA:1609:A:C2	25:BA:1616:A:C8	3.08	0.41
25:BA:1844:C:O2'	25:BA:1845:G:H5'	2.20	0.41
25:BA:1856:G:H2'	25:BA:1857:G:H5'	2.03	0.41
25:BA:184:C:H2'	25:BA:185:U:C6	2.56	0.41
25:BA:1930:G:N2	25:BA:1968:G:H2'	2.35	0.41
25:BA:1993:U:C2'	25:BA:1994:C:O5'	2.69	0.41
25:BA:2080:G:OP1	48:B1:35:THR:HG21	2.21	0.41
25:BA:2126:A:OP2	25:BA:2126:A:H8	2.04	0.41
25:BA:2164:C:H2'	25:BA:2165:G:O4'	2.20	0.41
25:BA:2171:A:H2'	25:BA:2172:U:C5	2.56	0.41
25:BA:2245:U:H5'	25:BA:2246:G:C5'	2.44	0.41
25:BA:2484:G:C4	25:BA:2485:G:C8	3.09	0.41
25:BA:2516:G:C6	25:BA:2517:C:N3	2.88	0.41
25:BA:2554:U:N3	25:BA:2555:U:C4	2.89	0.41
25:BA:2748:A:C2	32:BH:63:SER:HB3	2.56	0.41
25:BA:2850:A:OP2	25:BA:2866:U:C5	2.74	0.41
25:BA:621:A:H2'	25:BA:622:G:C5'	2.50	0.41
25:BA:661:C:O3'	36:BP:18:ARG:HD2	2.20	0.41
25:BA:778:G:H2'	25:BA:779:U:C6	2.56	0.41
27:BC:196:LEU:C	27:BC:198:ALA:N	2.74	0.41
27:BC:97:GLU:HA	27:BC:100:ILE:HG12	2.02	0.41
25:BA:1568:G:H4'	28:BD:59:LYS:CG	2.51	0.41
29:BE:37:ARG:O	29:BE:45:THR:N	2.49	0.41
29:BE:51:PHE:O	29:BE:74:PRO:HB2	2.21	0.41
29:BE:75:VAL:HG12	29:BE:76:ARG:N	2.35	0.41
29:BE:93:VAL:HG21	29:BE:180:ASN:C	2.42	0.41
31:BG:2:PRO:CD	51:B4:51:TYR:CE1	3.04	0.41
35:BO:20:MET:HG2	35:BO:21:CYS:O	2.20	0.41
35:BO:88:ASN:O	35:BO:91:LEU:N	2.49	0.41
39:BS:42:ASP:C	39:BS:44:LYS:N	2.73	0.41
40:BT:7:ILE:HG12	40:BT:7:ILE:H	1.64	0.41
41:BU:78:THR:O	41:BU:79:PHE:C	2.59	0.41
42:BV:5:VAL:HG21	42:BV:35:LEU:HG	2.02	0.41
45:BY:96:ILE:CD1	45:BY:99:CYS:HB2	2.51	0.41
46:BZ:120:ILE:O	46:BZ:121:HIS:HB2	2.20	0.41

Continued on next page...

Continued from previous page...

Atom-1	Atom-2	Interatomic distance (Å)	Clash overlap (Å)
1:CA:1075:A:C2	1:CA:1077:U:H5'	2.56	0.41
1:CA:1279:C:O4'	1:CA:1280:A:C5	2.74	0.41
1:CA:1434:G:H2'	1:CA:1435:G:C8	2.56	0.41
1:CA:195:G:H2'	1:CA:196:U:C6	2.56	0.41
1:CA:39:G:O2'	1:CA:40:C:H5'	2.21	0.41
1:CA:438:C:H2'	1:CA:439:G:C8	2.56	0.41
1:CA:442:A:C4	1:CA:471:A:C2	3.09	0.41
1:CA:744:G:C5	1:CA:745:C:C5	3.09	0.41
1:CA:864:G:H2'	1:CA:865:G:O4'	2.21	0.41
1:CA:917:C:H2'	1:CA:918:G:H8	1.85	0.41
2:CB:17:PHE:H	2:CB:17:PHE:HD2	1.68	0.41
2:CB:24:TRP:CG	2:CB:40:HIS:HE1	2.39	0.41
2:CB:88:ALA:HB2	2:CB:219:VAL:CG1	2.49	0.41
4:CD:147:ALA:HB2	4:CD:182:LYS:HB3	2.02	0.41
4:AD:20:TYR:CD1	6:CF:15:ASP:HB3	2.46	0.41
9:CI:121:ARG:O	9:CI:121:ARG:CD	2.67	0.41
9:CI:98:PRO:C	9:CI:100:GLY:H	2.25	0.41
10:CJ:8:LEU:HB3	10:CJ:16:LEU:CD2	2.44	0.41
11:CK:123:LYS:O	11:CK:124:LYS:C	2.59	0.41
11:CK:59:TYR:O	11:CK:63:LEU:HB2	2.21	0.41
12:CL:83:VAL:HG11	12:CL:100:ILE:HG23	2.02	0.41
13:CM:90:LEU:C	13:CM:92:HIS:H	2.24	0.41
13:CM:90:LEU:C	13:CM:92:HIS:N	2.74	0.41
15:CO:26:GLU:HG2	15:CO:26:GLU:H	1.64	0.41
15:CO:3:ILE:N	15:CO:3:ILE:CD1	2.80	0.41
19:CS:16:LEU:CD1	19:CS:16:LEU:N	2.84	0.41
20:CT:53:LEU:CB	20:CT:102:GLY:CA	2.99	0.41
20:CT:61:SER:O	20:CT:62:LEU:C	2.59	0.41
22:CW:53:G:C6	22:CW:54:U:O4	2.74	0.41
48:D1:3:LYS:CG	48:D1:4:VAL:H	2.15	0.41
48:D1:15:ALA:HB3	48:D1:40:ARG:HD2	2.03	0.41
49:D2:17:SER:HB3	49:D2:20:GLU:CB	2.51	0.41
25:DA:1234:U:O2'	25:DA:1235:G:H5'	2.20	0.41
25:DA:1386:C:H2'	25:DA:1387:C:H6	1.86	0.41
25:DA:1479:G:C4	25:DA:1480:G:C8	3.09	0.41
25:DA:1488:G:N1	25:DA:1489:U:O2	2.54	0.41
25:DA:1488:G:C6	25:DA:1489:U:N3	2.89	0.41
25:DA:1864:U:H6	25:DA:1864:U:OP2	2.03	0.41
25:DA:1914:C:O4'	25:DA:1914:C:O2	2.39	0.41
25:DA:2164:C:H2'	25:DA:2165:G:O4'	2.20	0.41
25:DA:2171:A:H2'	25:DA:2172:U:C5	2.56	0.41

Continued on next page...

Continued from previous page...

Atom-1	Atom-2	Interatomic distance (Å)	Clash overlap (Å)
25:DA:2554:U:N3	25:DA:2555:U:C4	2.89	0.41
25:DA:2585:U:C6	25:DA:2585:U:C3'	3.04	0.41
25:DA:272(B):G:C6	25:DA:404:C:C2	3.09	0.41
25:DA:2739:U:O2'	25:DA:2740:A:H5'	2.21	0.41
25:DA:310:A:C4	25:DA:312:G:C8	3.09	0.41
25:DA:395:U:O2'	48:D1:13:ILE:CD1	2.61	0.41
25:DA:52:A:O2'	25:DA:53:A:H5'	2.21	0.41
25:DA:614(B):G:H5''	25:DA:614(C):A:P	2.61	0.41
25:DA:614(B):G:H5''	25:DA:614(C):A:OP1	2.21	0.41
26:DB:69:G:C2	26:DB:70:C:N1	2.89	0.41
30:DF:117:ARG:NH2	30:DF:187:VAL:HA	2.36	0.41
30:DF:32:LEU:HD22	30:DF:112:MET:CE	2.50	0.41
31:DG:63:ILE:HA	31:DG:143:GLU:HG3	2.03	0.41
33:DI:33:ARG:HG2	33:DI:33:ARG:HH11	1.86	0.41
36:DP:106:LEU:HD13	36:DP:112:LEU:HD23	2.03	0.41
25:DA:598:G:C5'	36:DP:15:ARG:HD2	2.48	0.41
36:DP:66:GLY:O	36:DP:67:MET:CB	2.65	0.41
36:DP:96:THR:HG22	36:DP:126:VAL:CB	2.47	0.41
38:DR:18:LEU:HD21	38:DR:22:ARG:HE	1.85	0.41
40:DT:56:GLY:N	40:DT:59:THR:CG2	2.84	0.41
25:DA:534:U:H5'	41:DU:42:ALA:HB1	2.01	0.41
41:DU:66:ASN:OD1	41:DU:76:TYR:CB	2.68	0.41
41:DU:92:ARG:HH12	42:DV:11:GLN:H	1.67	0.41
42:DV:2:PHE:O	42:DV:3:ALA:CB	2.68	0.41
43:DW:14:PRO:O	43:DW:16:LYS:N	2.54	0.41
43:DW:69:LEU:HD23	43:DW:69:LEU:HA	1.95	0.41
45:DY:88:LYS:HZ3	45:DY:93:GLY:N	2.18	0.41
46:DZ:33:LEU:CG	46:DZ:34:ASN:N	2.83	0.41
46:DZ:53:ILE:HD12	46:DZ:53:ILE:O	2.21	0.41
1:AA:1278:C:O2'	7:AG:114:ARG:NH2	2.54	0.40
1:AA:265:A:H2'	1:AA:266:C:C6	2.56	0.40
1:AA:499:U:C5	1:AA:500:G:C6	3.10	0.40
1:AA:815:C:N4	1:AA:832:G:O6	2.54	0.40
1:AA:853:G:C6	1:AA:854:C:C4	3.08	0.40
1:AA:871:G:C6	1:AA:872:G:C5	3.09	0.40
4:AD:96:LEU:CD1	4:AD:96:LEU:N	2.83	0.40
5:AE:60:TYR:O	5:AE:64:ARG:HB2	2.21	0.40
7:AG:140:ASP:CG	7:AG:143:ARG:HH12	2.25	0.40
7:AG:143:ARG:HD2	22:AW:41:C:O3'	2.21	0.40
9:AI:53:VAL:CG1	9:AI:92:TYR:CD2	2.98	0.40
13:AM:90:LEU:C	13:AM:92:HIS:H	2.24	0.40

Continued on next page...

Continued from previous page...

Atom-1	Atom-2	Interatomic distance (Å)	Clash overlap (Å)
13:AM:95:GLY:O	13:AM:96:LEU:HG	2.20	0.40
17:AQ:50:LYS:HG3	17:AQ:51:TYR:H	1.86	0.40
50:B3:26:LEU:HD21	50:B3:46:ASN:HB2	2.03	0.40
53:B6:10:LEU:HD22	53:B6:10:LEU:N	2.35	0.40
25:BA:1129:A:H4'	25:BA:2516:G:C4'	2.50	0.40
25:BA:1378:A:C4'	25:BA:1379:A:OP1	2.52	0.40
25:BA:1388:G:C2'	25:BA:1389:G:H5'	2.50	0.40
25:BA:1488:G:N1	25:BA:1489:U:O2	2.54	0.40
25:BA:1488:G:C6	25:BA:1489:U:N3	2.89	0.40
25:BA:1827:C:OP2	28:BD:222:ARG:NH1	2.49	0.40
25:BA:1982:C:C6	25:BA:1982:C:O5'	2.72	0.40
25:BA:2327:A:H2'	25:BA:2328:A:O4'	2.21	0.40
25:BA:2392:A:H8	36:BP:60:MET:CB	2.26	0.40
25:BA:2818:G:H4'	25:BA:2837:G:O4'	2.21	0.40
25:BA:272(B):G:C6	25:BA:404:C:C2	3.10	0.40
25:BA:491:G:C4	25:BA:492:A:C8	3.09	0.40
25:BA:614(B):G:H5''	25:BA:614(C):A:P	2.61	0.40
25:BA:466:A:N3	25:BA:683:C:H1'	2.36	0.40
25:BA:915:C:C4	25:BA:916:G:C5	3.09	0.40
25:BA:941:A:HO2'	36:BP:35:HIS:CE1	2.38	0.40
25:BA:952:G:C6	25:BA:966:G:C6	3.09	0.40
27:BC:49:ILE:HG22	27:BC:50:ASP:N	2.36	0.40
28:BD:147:LEU:HD13	28:BD:155:LEU:CD1	2.48	0.40
28:BD:201:HIS:C	28:BD:203:ASN:N	2.75	0.40
29:BE:9:VAL:CG1	29:BE:25:VAL:O	2.69	0.40
29:BE:61:ARG:CB	29:BE:62:PRO:HD3	2.51	0.40
31:BG:60:LEU:HD22	31:BG:63:ILE:HD11	2.03	0.40
33:BI:29:TYR:HE1	33:BI:33:ARG:HE	1.60	0.40
25:BA:389:G:C2	36:BP:71:VAL:HG12	2.54	0.40
40:BT:16:ARG:HH21	40:BT:82:LEU:H	1.69	0.40
41:BU:55:ARG:HA	41:BU:58:ARG:HD2	2.03	0.40
43:BW:14:PRO:O	43:BW:16:LYS:N	2.54	0.40
25:BA:2013:A:H4'	43:BW:96:ILE:HD12	2.02	0.40
1:CA:1248:C:H2'	1:CA:1248:C:O2	2.20	0.40
1:CA:653:G:C6	1:CA:654:G:C5	3.09	0.40
1:CA:792:G:C2	1:CA:793:C:C2	3.09	0.40
2:CB:221:LEU:H	2:CB:221:LEU:CD2	2.34	0.40
2:CB:62:ALA:HB1	2:CB:225:ALA:HB3	2.03	0.40
2:CB:78:GLN:O	2:CB:94:ASN:ND2	2.54	0.40
3:CC:149:ALA:O	3:CC:169:ALA:HB1	2.21	0.40
4:AD:20:TYR:CD1	6:CF:15:ASP:CB	2.99	0.40

Continued on next page...

Continued from previous page...

Atom-1	Atom-2	Interatomic distance (Å)	Clash overlap (Å)
7:CG:5:ARG:O	7:CG:7:ALA:N	2.50	0.40
7:CG:9:VAL:O	7:CG:10:ARG:C	2.59	0.40
8:CH:85:ARG:CD	8:CH:85:ARG:C	2.90	0.40
10:CJ:16:LEU:HD13	10:CJ:16:LEU:C	2.41	0.40
10:CJ:45:ARG:CG	10:CJ:45:ARG:NH1	2.78	0.40
11:CK:18:ARG:NH2	11:CK:35:PRO:O	2.54	0.40
12:CL:70:ILE:HD13	12:CL:77:LEU:HD12	2.03	0.40
19:CS:9:VAL:HG11	19:CS:11:VAL:CG1	2.51	0.40
21:CU:6:ARG:CG	21:CU:15:ARG:NH1	2.84	0.40
23:CV:52:C:C2'	23:CV:53:G:O5'	2.69	0.40
22:CW:16:U:H6	22:CW:17:C:H5'	1.86	0.40
22:CW:18:G:H1	22:CW:55:U:C2'	2.34	0.40
22:CW:39:U:C5	22:CW:40:C:N4	2.89	0.40
22:CY:42:C:H5''	22:CY:43:C:OP2	2.20	0.40
49:D2:3:LEU:O	49:D2:6:VAL:HB	2.21	0.40
25:DA:1042:G:H3'	25:DA:1043:C:C6	2.56	0.40
25:DA:2260:C:O2'	25:DA:2261:C:H5'	2.21	0.40
25:DA:2584:U:C6	25:DA:2584:U:C3'	3.04	0.40
25:DA:271(O):C:O2'	25:DA:271(P):C:P	2.79	0.40
25:DA:2767:C:H2'	25:DA:2768:C:H6	1.86	0.40
25:DA:2787:C:O2	29:DE:61:ARG:NH1	2.52	0.40
25:DA:2818:G:H4'	25:DA:2837:G:O4'	2.21	0.40
25:DA:2850:A:OP2	25:DA:2866:U:C5	2.74	0.40
25:DA:299:A:C6	25:DA:322:A:N3	2.89	0.40
25:DA:309:G:O4'	25:DA:329:G:C4	2.74	0.40
25:DA:33:U:O4	25:DA:446:G:O2'	2.31	0.40
25:DA:27:G:H1'	25:DA:513:A:H62	1.86	0.40
25:DA:686:G:O6	54:D7:12:ARG:CG	2.69	0.40
25:DA:75:G:H4'	49:D2:55:ARG:NH1	2.33	0.40
25:DA:850:C:O2'	25:DA:851:U:H5'	2.20	0.40
27:DC:49:ILE:HG22	27:DC:50:ASP:N	2.36	0.40
28:DD:136:ILE:HA	28:DD:137:PRO:HD3	1.76	0.40
28:DD:201:HIS:C	28:DD:203:ASN:H	2.24	0.40
28:DD:268:ARG:NH1	28:DD:268:ARG:HB3	2.36	0.40
28:DD:26:LYS:HD2	28:DD:113:VAL:HG11	2.03	0.40
28:DD:27:THR:HG21	28:DD:81:ALA:HB1	2.03	0.40
31:DG:17:PRO:HA	31:DG:20:ILE:CD1	2.51	0.40
32:DH:139:GLN:CD	32:DH:139:GLN:C	2.79	0.40
33:DI:56:LYS:HB2	33:DI:56:LYS:HE3	1.88	0.40
34:DN:70:LYS:O	34:DN:86:PRO:HA	2.21	0.40
37:DQ:108:GLY:O	37:DQ:109:VAL:HG23	2.21	0.40

Continued on next page...

Continued from previous page...

Atom-1	Atom-2	Interatomic distance (Å)	Clash overlap (Å)
37:DQ:43:THR:HG1	37:DQ:46:GLN:HG3	1.78	0.40
38:DR:107:ASP:C	38:DR:107:ASP:OD2	2.60	0.40
39:DS:88:ASP:CG	39:DS:89:ARG:H	2.24	0.40
39:DS:89:ARG:CD	39:DS:92:TYR:HA	2.40	0.40
40:DT:28:VAL:CG2	40:DT:46:GLU:HG3	2.51	0.40
40:DT:53:ARG:HD2	40:DT:60:THR:OG1	2.21	0.40
29:DE:12:THR:HG23	40:DT:8:LYS:NZ	2.36	0.40
42:DV:5:VAL:HG11	42:DV:14:VAL:HG11	2.02	0.40
45:DY:31:LEU:CB	45:DY:32:PRO:CA	2.95	0.40
45:DY:76:CYS:O	45:DY:77:PRO:C	2.59	0.40
1:AA:1099:G:H4'	9:AI:104:ARG:NH1	2.36	0.40
1:AA:1203:G:H2'	1:AA:1204:C:O4'	2.21	0.40
1:AA:1279:C:H4'	1:AA:1280:A:C4	2.56	0.40
1:AA:1289:U:C5	13:AM:99:ARG:NH1	2.89	0.40
1:AA:1425:G:C3'	1:AA:1426:A:C5'	2.80	0.40
1:AA:1494:G:C5	1:AA:1495:A:C5	3.09	0.40
1:AA:151:G:H1	1:AA:158:U:H3	1.70	0.40
1:AA:486:C:O2'	1:AA:487:C:H5'	2.21	0.40
1:AA:722:C:HO2'	15:AO:42:HIS:HD1	1.57	0.40
1:AA:821:G:H2'	1:AA:822:U:H5''	2.03	0.40
1:AA:881:C:C4	1:AA:882:U:C4	3.09	0.40
1:AA:932:U:OP1	13:AM:120:LYS:NZ	2.42	0.40
2:AB:194:PRO:CB	2:AB:200:ILE:CD1	2.99	0.40
2:AB:235:SER:OG	2:AB:236:TYR:CD1	2.68	0.40
3:AC:119:ARG:NH1	3:AC:119:ARG:HG3	2.37	0.40
3:AC:15:THR:CG2	3:AC:16:ARG:H	2.34	0.40
3:AC:19:GLU:O	3:AC:40:ARG:NH2	2.52	0.40
3:AC:92:ALA:C	3:AC:94:LEU:N	2.73	0.40
4:AD:147:ALA:HB2	4:AD:182:LYS:CB	2.51	0.40
5:AE:69:VAL:HG12	5:AE:71:LEU:HG	2.03	0.40
6:AF:100:ASN:O	6:AF:101:ALA:O	2.39	0.40
6:AF:11:ASN:O	6:AF:14:LEU:HG	2.21	0.40
6:AF:87:ARG:HG2	6:AF:87:ARG:HH11	1.85	0.40
8:AH:38:ILE:HG12	8:AH:41:ARG:HH11	1.86	0.40
10:AJ:32:ALA:C	10:AJ:33:GLN:HG3	2.42	0.40
12:AL:73:GLU:OE1	12:AL:73:GLU:HA	2.20	0.40
14:AN:42:ILE:O	14:AN:43:CYS:C	2.60	0.40
12:AL:8:ASN:OD1	17:AQ:34:LYS:HE2	2.22	0.40
17:AQ:92:ARG:O	17:AQ:95:TYR:CD2	2.74	0.40
23:AV:51:U:OP2	23:AV:51:U:H6	2.04	0.40
23:AV:53:G:O2'	23:AV:54:G:P	2.79	0.40

Continued on next page...

Continued from previous page...

Atom-1	Atom-2	Interatomic distance (Å)	Clash overlap (Å)
50:B3:44:ARG:O	50:B3:45:GLY:C	2.60	0.40
25:BA:1324:G:H1'	25:BA:1616:A:N6	2.36	0.40
25:BA:1578:U:C2'	25:BA:1579:A:C5'	2.96	0.40
25:BA:1859:A:N6	25:BA:1883:G:O2'	2.54	0.40
25:BA:2065:C:H2'	25:BA:2066:C:C6	2.56	0.40
25:BA:829:A:N7	25:BA:2248:C:H5'	2.36	0.40
25:BA:2330:G:H2'	25:BA:2331:G:O4'	2.21	0.40
25:BA:2665:A:O2'	25:BA:2666:C:H5'	2.21	0.40
25:BA:2739:U:O2'	25:BA:2740:A:H5'	2.21	0.40
25:BA:291:C:N4	25:BA:349:G:N1	2.64	0.40
25:BA:52:A:O2'	25:BA:53:A:H5'	2.21	0.40
25:BA:614(C):A:O2'	25:BA:615:G:H5'	2.18	0.40
25:BA:790:C:O2'	25:BA:791:C:OP1	2.30	0.40
26:BB:43:C:H3'	26:BB:44:G:H5'	2.03	0.40
27:BC:107:TRP:O	27:BC:108:MET:CB	2.69	0.40
27:BC:122:ALA:HB1	27:BC:129:ARG:CB	2.52	0.40
27:BC:208:PHE:O	27:BC:209:LEU:CB	2.69	0.40
28:BD:18:VAL:HG13	28:BD:211:ARG:HH12	1.86	0.40
30:BF:127:GLU:HB2	30:BF:196:LEU:HD11	2.03	0.40
30:BF:25:PRO:HB3	30:BF:119:ARG:HD3	2.02	0.40
31:BG:160:VAL:CG1	31:BG:161:THR:N	2.84	0.40
32:BH:68:THR:O	32:BH:70:THR:O	2.39	0.40
33:BI:88:ILE:HG12	33:BI:122:GLU:CA	2.51	0.40
34:BN:91:LEU:HD23	34:BN:98:VAL:HG21	2.03	0.40
38:BR:107:ASP:C	38:BR:107:ASP:OD2	2.60	0.40
41:BU:12:ARG:C	41:BU:15:LYS:HZ2	2.20	0.40
41:BU:98:LEU:C	41:BU:100:VAL:N	2.75	0.40
25:BA:1188:U:C4'	42:BV:79:VAL:HG22	2.50	0.40
45:BY:14:LEU:HG	45:BY:15:VAL:N	2.36	0.40
45:BY:8:LYS:HE3	45:BY:72:VAL:C	2.41	0.40
1:CA:1328:G:H5''	9:CI:107:ARG:CB	2.50	0.40
1:CA:1426:A:C8	40:DT:118:ARG:NH1	2.90	0.40
1:CA:400:U:H3'	1:CA:401:G:H5'	2.03	0.40
1:CA:733:G:H1'	15:CO:23:GLY:N	2.34	0.40
1:CA:869:A:N1	1:CA:884:A:C4	2.89	0.40
1:CA:875:G:N2	1:CA:878:A:OP2	2.49	0.40
2:CB:74:LYS:HE3	2:CB:166:ASP:HB3	2.02	0.40
2:CB:19:HIS:CE1	2:CB:189:ASP:OD2	2.74	0.40
2:CB:77:ALA:CB	2:CB:211:ILE:HD13	2.52	0.40
2:CB:86:GLU:C	2:CB:88:ALA:H	2.25	0.40
3:CC:191:THR:HB	3:CC:192:THR:H	1.79	0.40

Continued on next page...

Continued from previous page...

Atom-1	Atom-2	Interatomic distance (Å)	Clash overlap (Å)
6:CF:97:PHE:N	18:CR:30:ASP:OD1	2.53	0.40
7:CG:104:LEU:HD13	7:CG:134:ALA:CB	2.51	0.40
7:CG:113:GLU:HB3	7:CG:118:VAL:HG23	2.02	0.40
7:CG:151:TYR:N	7:CG:151:TYR:CD1	2.89	0.40
11:CK:82:VAL:CG1	11:CK:108:ILE:HG12	2.51	0.40
13:CM:15:VAL:HG22	13:CM:43:THR:O	2.21	0.40
13:CM:79:LYS:O	13:CM:80:ARG:C	2.60	0.40
13:CM:82:MET:O	13:CM:83:ASP:O	2.40	0.40
15:CO:56:LEU:HD21	25:DA:715:G:N3	2.35	0.40
15:CO:61:GLY:O	15:CO:65:ARG:HD3	2.21	0.40
23:CV:4:G:C2	23:CV:5:G:N9	2.90	0.40
23:CV:51:U:N3	23:CV:52:C:H5	2.19	0.40
23:CV:56:U:C5	23:CV:58:A:OP2	2.74	0.40
22:CY:30:G:N3	22:CY:30:G:H2'	2.36	0.40
47:D0:42:GLY:HA2	47:D0:57:PHE:CE2	2.56	0.40
53:D6:25:LYS:CD	55:D8:34:TRP:HZ2	2.33	0.40
25:DA:1115:G:H2'	25:DA:1116:C:C6	2.56	0.40
25:DA:1252:G:C2	25:DA:1253:A:C2	3.09	0.40
25:DA:1458:C:H4'	25:DA:1459:G:O5'	2.22	0.40
25:DA:1796:U:H2'	25:DA:1797:C:H6	1.83	0.40
25:DA:1808:U:H2'	25:DA:1809:A:O4'	2.20	0.40
25:DA:2033:A:O2'	25:DA:2034:U:P	2.79	0.40
25:DA:526:A:O2'	25:DA:2043:C:O2	2.38	0.40
25:DA:2302:G:C6	25:DA:2315:G:C5	3.10	0.40
25:DA:2306:C:C5	25:DA:2307:G:H1'	2.56	0.40
25:DA:2536:G:C6	25:DA:2537:U:C4	3.10	0.40
26:DB:39:A:H2'	26:DB:39:A:N3	2.37	0.40
28:DD:18:VAL:HG13	28:DD:211:ARG:HH12	1.86	0.40
28:DD:182:LEU:N	28:DD:272:ALA:HB3	2.36	0.40
29:DE:56:PRO:O	29:DE:57:LYS:C	2.59	0.40
29:DE:93:VAL:HG21	29:DE:180:ASN:C	2.41	0.40
30:DF:127:GLU:HG2	30:DF:196:LEU:HD11	2.02	0.40
33:DI:127:VAL:HA	33:DI:139:GLN:HA	2.03	0.40
33:DI:92:VAL:O	33:DI:92:VAL:HG13	2.20	0.40
34:DN:3:THR:HG22	34:DN:5:VAL:CG1	2.51	0.40
36:DP:114:ILE:HD12	36:DP:115:LEU:H	1.84	0.40
37:DQ:51:ARG:CG	37:DQ:51:ARG:NH1	2.84	0.40
39:DS:51:ALA:HB3	39:DS:73:LEU:HB2	2.03	0.40
39:DS:53:SER:O	39:DS:54:LEU:C	2.60	0.40
41:DU:55:ARG:HA	41:DU:58:ARG:HD2	2.03	0.40
41:DU:98:LEU:C	41:DU:100:VAL:N	2.75	0.40

Continued on next page...

Continued from previous page...

Atom-1	Atom-2	Interatomic distance (Å)	Clash overlap (Å)
42:DV:66:ARG:HH11	42:DV:66:ARG:HG2	1.85	0.40
46:DZ:39:VAL:HG21	46:DZ:44:PHE:HB2	2.02	0.40
46:DZ:63:ASP:O	46:DZ:65:GLN:N	2.46	0.40
1:AA:1269:A:C5	1:AA:1270:A:N7	2.89	0.40
1:AA:583:C:C2	1:AA:622:G:N2	2.89	0.40
2:AB:114:ARG:HH12	2:AB:118:LEU:HD11	1.86	0.40
2:AB:208:ILE:O	2:AB:212:GLN:HB2	2.21	0.40
2:AB:219:VAL:HA	2:AB:222:ILE:HG13	2.02	0.40
8:AH:87:SER:HB3	8:AH:133:LEU:O	2.21	0.40
8:AH:21:LYS:HB2	8:AH:21:LYS:HE3	1.97	0.40
9:AI:50:LEU:HA	9:AI:53:VAL:HG22	2.02	0.40
10:AJ:63:PHE:HA	14:AN:59:ALA:H	1.86	0.40
15:AO:82:ILE:HD11	15:AO:87:ILE:C	2.42	0.40
19:AS:13:ASP:C	19:AS:15:LEU:N	2.75	0.40
23:AV:49:C:O2	23:AV:49:C:C2'	2.69	0.40
22:AY:37:A:C3'	22:AY:38:A:O4'	2.70	0.40
47:B0:42:GLY:HA2	47:B0:57:PHE:CE2	2.56	0.40
25:BA:1290:C:C2	25:BA:1291:C:C5	3.09	0.40
25:BA:1512:U:H2'	25:BA:1513:C:C6	2.56	0.40
25:BA:1572:A:H8	25:BA:1572:A:O5'	2.04	0.40
25:BA:1762:A:C8	25:BA:1762:A:O5'	2.69	0.40
25:BA:2091:U:O2'	48:B1:47:GLN:HG3	2.21	0.40
25:BA:2147:G:C2'	25:BA:2148:G:O4'	2.68	0.40
25:BA:2536:G:C6	25:BA:2537:U:C4	3.09	0.40
25:BA:253:C:O2'	25:BA:254:G:H5'	2.22	0.40
25:BA:2607:G:H2'	25:BA:2608:G:O4'	2.21	0.40
25:BA:2745:C:H2'	25:BA:2746:U:H6	1.83	0.40
25:BA:2795:G:H2'	25:BA:2795:G:N3	2.37	0.40
25:BA:27:G:O2'	25:BA:28:A:C8	2.54	0.40
25:BA:614(B):G:H5''	25:BA:614(C):A:OP1	2.21	0.40
25:BA:792:G:C4'	25:BA:793:A:H5'	2.52	0.40
25:BA:7:G:OP1	34:BN:121:LYS:NZ	2.54	0.40
25:BA:850:C:O2'	25:BA:851:U:H5'	2.20	0.40
28:BD:161:THR:H	28:BD:196:VAL:HB	1.86	0.40
29:BE:1:MET:O	29:BE:2:LYS:C	2.60	0.40
29:BE:57:LYS:HZ3	29:BE:59:VAL:HG12	1.87	0.40
29:BE:6:GLY:CA	29:BE:27:LEU:O	2.69	0.40
29:BE:33:VAL:HG12	29:BE:90:THR:H	1.85	0.40
30:BF:195:ASP:HB2	30:BF:198:ALA:HB2	2.02	0.40
32:BH:54:ARG:HB3	32:BH:65:HIS:HD2	1.86	0.40
33:BI:127:VAL:HA	33:BI:139:GLN:HA	2.04	0.40

Continued on next page...

Continued from previous page...

Atom-1	Atom-2	Interatomic distance (Å)	Clash overlap (Å)
33:BI:92:VAL:O	33:BI:92:VAL:HG13	2.20	0.40
34:BN:103:VAL:O	34:BN:106:MET:N	2.43	0.40
35:BO:9:GLU:OE2	35:BO:18:LYS:NZ	2.43	0.40
36:BP:83:VAL:HG23	36:BP:105:LEU:HD12	2.01	0.40
37:BQ:16:ARG:CG	37:BQ:17:LEU:N	2.83	0.40
38:BR:79:LEU:C	38:BR:79:LEU:CD2	2.89	0.40
39:BS:29:PHE:HD2	39:BS:30:ARG:N	2.19	0.40
39:BS:53:SER:O	39:BS:54:LEU:C	2.60	0.40
42:BV:20:LEU:N	42:BV:20:LEU:HD12	2.36	0.40
42:BV:47:VAL:O	42:BV:49:THR:O	2.39	0.40
45:BY:42:VAL:CG1	45:BY:65:ALA:HB3	2.51	0.40
46:BZ:33:LEU:CD1	46:BZ:34:ASN:H	2.31	0.40
46:BZ:42:VAL:CG1	46:BZ:43:GLU:N	2.84	0.40
1:CA:1374:G:N7	1:CA:1375:U:C5	2.89	0.40
1:CA:290:C:HO2'	1:CA:291:U:C5'	2.35	0.40
2:CB:22:LYS:NZ	2:CB:35:GLU:OE1	2.54	0.40
3:CC:22:TRP:CE3	3:CC:22:TRP:O	2.75	0.40
3:CC:53:ALA:HB2	3:CC:115:LEU:CD2	2.51	0.40
3:CC:53:ALA:HB2	3:CC:115:LEU:HG	2.03	0.40
4:CD:170:VAL:O	4:CD:171:GLY:C	2.60	0.40
4:CD:29:PRO:O	4:CD:30:LYS:CB	2.69	0.40
8:CH:38:ILE:HD12	8:CH:118:VAL:HG12	2.02	0.40
8:CH:34:GLU:HA	8:CH:34:GLU:OE1	2.22	0.40
8:CH:36:LEU:O	8:CH:39:LEU:N	2.55	0.40
9:CI:47:LEU:N	9:CI:47:LEU:HD12	2.37	0.40
12:CL:58:VAL:O	12:CL:60:LEU:HD22	2.21	0.40
13:CM:78:ILE:HG23	13:CM:92:HIS:ND1	2.37	0.40
15:CO:38:ARG:HH11	15:CO:38:ARG:HG2	1.86	0.40
19:CS:51:VAL:HG12	19:CS:52:TYR:N	2.36	0.40
23:CV:4:G:H21	23:CV:5:G:H1'	1.86	0.40
23:CV:49:C:O2'	23:CV:50:G:P	2.79	0.40
47:D0:10:THR:C	47:D0:12:ASN:H	2.24	0.40
49:D2:67:LYS:O	49:D2:69:ARG:N	2.54	0.40
25:DA:1159:U:OP2	50:D3:30:ARG:NH2	2.55	0.40
50:D3:31:LEU:C	50:D3:33:GLN:N	2.73	0.40
25:DA:747:U:H5	52:D5:3:LYS:HB2	1.81	0.40
53:D6:48:VAL:HG23	53:D6:49:HIS:N	2.37	0.40
25:DA:125:G:C6	54:D7:10:ARG:HG3	2.56	0.40
25:DA:1108:U:C2'	25:DA:1109:C:H5'	2.49	0.40
25:DA:1142(A):A:C4	25:DA:1144:G:C8	3.09	0.40
25:DA:1473:G:C2'	25:DA:1474:C:H5'	2.51	0.40

Continued on next page...

Continued from previous page...

Atom-1	Atom-2	Interatomic distance (Å)	Clash overlap (Å)
25:DA:1555:G:N2	25:DA:1556:C:C2	2.89	0.40
25:DA:1591:G:O2'	25:DA:1592:C:H5'	2.21	0.40
25:DA:1349:A:N6	25:DA:1598:C:N4	2.68	0.40
25:DA:1654:A:N6	25:DA:2006:C:O4'	2.54	0.40
25:DA:2104:G:C6	25:DA:2105:C:C4	3.09	0.40
25:DA:2488:A:H2'	25:DA:2489:G:O4'	2.19	0.40
25:DA:271(R):G:H2'	25:DA:271(S):G:C8	2.56	0.40
25:DA:590:A:H2'	25:DA:591:C:C6	2.56	0.40
25:DA:833:U:H2'	25:DA:834:C:C6	2.55	0.40
25:DA:915:C:C4	25:DA:916:G:C5	3.09	0.40
26:DB:65:C:H2'	26:DB:66:A:H5'	2.04	0.40
27:DC:147:PHE:O	27:DC:148:ASN:CB	2.69	0.40
28:DD:127:VAL:HA	28:DD:193:VAL:HG22	2.03	0.40
28:DD:176:ARG:CG	28:DD:176:ARG:NH1	2.83	0.40
28:DD:26:LYS:HZ1	28:DD:82:ILE:C	2.24	0.40
28:DD:31:LYS:HD2	28:DD:31:LYS:HA	1.98	0.40
25:DA:1567:A:H2'	28:DD:84:TYR:CE2	2.57	0.40
29:DE:117:MET:HE3	29:DE:124:GLY:HA3	2.02	0.40
29:DE:9:VAL:CG1	29:DE:25:VAL:HG12	2.52	0.40
25:DA:2305:A:C4	31:DG:154:GLY:HA3	2.57	0.40
32:DH:158:HIS:NE2	32:DH:170:ARG:HA	2.37	0.40
32:DH:27:LYS:HG2	32:DH:32:GLU:HB2	2.04	0.40
32:DH:68:THR:O	32:DH:70:THR:O	2.39	0.40
33:DI:110:ASP:O	33:DI:114:LEU:CD2	2.70	0.40
33:DI:23:PRO:O	33:DI:24:GLY:C	2.59	0.40
33:DI:99:GLU:HB3	33:DI:103:ARG:NH1	2.37	0.40
36:DP:17:LYS:O	36:DP:17:LYS:CG	2.69	0.40
38:DR:12:ARG:HG3	38:DR:12:ARG:NH1	2.36	0.40
39:DS:17:ARG:NH2	39:DS:90:GLY:H	2.18	0.40
43:DW:18:ARG:HG2	43:DW:18:ARG:HH11	1.86	0.40
43:DW:46:PHE:O	43:DW:50:VAL:HG12	2.21	0.40
44:DX:92:LEU:C	44:DX:94:GLY:H	2.24	0.40
46:DZ:4:ARG:HE	46:DZ:60:GLU:HG3	1.87	0.40
46:DZ:98:MET:HE2	46:DZ:99:TYR:O	2.21	0.40
1:AA:1057:C:O5'	1:AA:1057:C:H6	2.04	0.40
1:AA:1426:A:O2'	1:AA:1427:G:C8	2.75	0.40
1:AA:171:C:OP1	20:AT:65:LYS:NZ	2.45	0.40
1:AA:442:A:C5	1:AA:471:A:C2	3.10	0.40
1:AA:536:A:H2'	1:AA:537:C:C6	2.56	0.40
1:AA:744:G:C5	1:AA:745:C:C5	3.10	0.40
1:AA:926:A:C2	1:AA:1214:G:C2	3.09	0.40

Continued on next page...

Continued from previous page...

Atom-1	Atom-2	Interatomic distance (Å)	Clash overlap (Å)
2:AB:17:PHE:H	2:AB:17:PHE:HD2	1.68	0.40
3:AC:22:TRP:CE3	3:AC:22:TRP:O	2.74	0.40
4:AD:135:LEU:HD13	4:AD:135:LEU:N	2.37	0.40
4:AD:87:GLY:O	4:AD:89:THR:N	2.54	0.40
5:AE:87:SER:N	5:AE:125:SER:HB3	2.36	0.40
8:AH:109:ILE:HD11	8:AH:120:THR:HG22	2.02	0.40
8:AH:109:ILE:CG1	8:AH:110:ALA:H	2.22	0.40
8:AH:58:TYR:HB3	8:AH:59:LEU:H	1.77	0.40
8:AH:84:ARG:CG	8:AH:85:ARG:N	2.77	0.40
9:AI:14:VAL:CG1	9:AI:15:ALA:N	2.84	0.40
9:AI:58:HIS:C	9:AI:59:PHE:CD1	2.95	0.40
9:AI:8:GLY:O	9:AI:14:VAL:HG13	2.21	0.40
10:AJ:83:GLU:C	10:AJ:85:LEU:N	2.74	0.40
10:AJ:95:GLU:HA	10:AJ:95:GLU:OE2	2.21	0.40
11:AK:21:ILE:HG13	11:AK:30:VAL:CG1	2.49	0.40
13:AM:73:GLU:O	13:AM:77:ASN:HB2	2.21	0.40
17:AQ:74:LEU:HA	17:AQ:74:LEU:HD22	1.87	0.40
11:AK:108:ILE:O	18:AR:86:VAL:HG13	2.21	0.40
20:AT:32:ALA:O	20:AT:33:ILE:C	2.56	0.40
22:AW:58:A:C2	22:AW:61:C:C6	3.09	0.40
47:B0:41:ARG:HD3	47:B0:44:ARG:HD2	2.03	0.40
48:B1:18:ILE:HG22	48:B1:20:ARG:HG3	2.03	0.40
36:BP:65:ARG:CZ	55:B8:15:LYS:HB2	2.50	0.40
55:B8:6:THR:HA	55:B8:61:LEU:HD11	2.03	0.40
25:BA:2528:U:P	56:B9:30:PRO:HG2	2.62	0.40
25:BA:1014:U:H2'	25:BA:1015:G:H8	1.87	0.40
25:BA:1264:G:H5'	52:B5:11:THR:HG1	1.83	0.40
25:BA:1341:U:H2'	25:BA:1397:U:O2	2.20	0.40
25:BA:1362:C:O2'	25:BA:1363:C:H5'	2.22	0.40
25:BA:1555:G:N2	25:BA:1556:C:C2	2.89	0.40
25:BA:2116:G:O2'	25:BA:2117:A:OP1	2.38	0.40
25:BA:2206:G:N3	25:BA:2207:G:H5'	2.36	0.40
25:BA:2231:C:H2'	25:BA:2232:U:O4'	2.21	0.40
25:BA:2239:G:OP1	28:BD:244:ARG:NH1	2.54	0.40
25:BA:2791:C:H41	25:BA:2803:C:N4	2.18	0.40
25:BA:2892:A:C8	25:BA:2893:G:O4'	2.75	0.40
25:BA:660:G:H5'	30:BF:99:TYR:CD2	2.56	0.40
25:BA:668:G:H2'	25:BA:670:A:H62	1.86	0.40
25:BA:676:A:C2	25:BA:802:A:N6	2.83	0.40
25:BA:925:C:O2'	25:BA:926:A:H5''	2.20	0.40
26:BB:40:U:H1'	26:BB:45:A:N6	2.37	0.40

Continued on next page...

Continued from previous page...

Atom-1	Atom-2	Interatomic distance (Å)	Clash overlap (Å)
26:BB:65:C:H2'	26:BB:66:A:H5'	2.04	0.40
28:BD:132:PRO:HD3	28:BD:190:TYR:CZ	2.56	0.40
28:BD:268:ARG:HB3	28:BD:268:ARG:CZ	2.51	0.40
29:BE:93:VAL:HG13	29:BE:182:LEU:HD13	2.03	0.40
25:BA:2729:G:H5'	29:BE:22:PRO:HG3	2.03	0.40
29:BE:69:LYS:O	29:BE:70:ALA:C	2.60	0.40
30:BF:195:ASP:HB2	30:BF:198:ALA:CB	2.51	0.40
33:BI:117:GLU:O	33:BI:118:LYS:C	2.57	0.40
36:BP:113:LYS:HG2	36:BP:115:LEU:HD22	2.03	0.40
38:BR:86:ARG:NE	38:BR:118:GLU:OE2	2.55	0.40
38:BR:79:LEU:HD23	38:BR:83:ILE:HB	2.03	0.40
38:BR:84:ALA:N	38:BR:85:PRO:CD	2.84	0.40
40:BT:102:ILE:HG13	40:BT:102:ILE:H	1.40	0.40
40:BT:113:LYS:HA	40:BT:113:LYS:HD2	1.92	0.40
42:BV:13:ARG:O	42:BV:13:ARG:HG2	2.21	0.40
46:BZ:129:SER:HA	46:BZ:130:PRO:HD3	1.94	0.40
1:CA:1269:A:H2'	1:CA:1270:A:C8	2.57	0.40
1:CA:1477:A:C2'	1:CA:1478:C:H5'	2.52	0.40
1:CA:227:G:C5	1:CA:228:C:C5	3.09	0.40
1:CA:319:G:C5'	20:CT:70:SER:CB	2.95	0.40
1:CA:343:G:O2'	1:CA:344:A:OP1	2.38	0.40
1:CA:371:G:OP1	16:CP:5:ARG:HB2	2.21	0.40
3:CC:127:ARG:NH1	3:CC:127:ARG:HG2	2.37	0.40
3:CC:6:HIS:CD2	3:CC:8:ILE:H	2.39	0.40
4:CD:24:GLU:O	4:CD:27:TYR:HB2	2.22	0.40
1:CA:525:G:H5'	4:CD:41:GLY:HA3	2.04	0.40
5:CE:110:LEU:HD13	5:CE:118:ILE:HG21	2.02	0.40
6:CF:96:PRO:HB3	18:CR:30:ASP:CG	2.42	0.40
7:CG:46:ALA:O	7:CG:49:ILE:N	2.53	0.40
7:CG:78:ARG:CD	7:CG:79:ARG:N	2.85	0.40
8:CH:109:ILE:CG2	8:CH:137:VAL:HB	2.52	0.40
8:CH:21:LYS:HB2	8:CH:21:LYS:HE3	1.98	0.40
8:CH:30:ARG:NH1	8:CH:30:ARG:HB3	2.37	0.40
9:CI:50:LEU:HD13	9:CI:55:ALA:O	2.21	0.40
10:CJ:78:ASN:HD21	10:CJ:80:LYS:HB2	1.84	0.40
11:CK:105:VAL:HG23	11:CK:105:VAL:O	2.21	0.40
1:CA:521:G:H5''	12:CL:114:LYS:HB2	2.03	0.40
15:CO:63:ARG:NH1	15:CO:87:ILE:HD13	2.36	0.40
18:CR:47:THR:O	18:CR:83:GLU:HG2	2.21	0.40
19:CS:32:LYS:HG2	19:CS:57:HIS:CD2	2.56	0.40
22:CW:53:G:C2'	22:CW:54:U:O5'	2.70	0.40

Continued on next page...

Continued from previous page...

Atom-1	Atom-2	Interatomic distance (Å)	Clash overlap (Å)
47:D0:45:PHE:N	47:D0:45:PHE:CD1	2.89	0.40
50:D3:11:SER:OG	50:D3:12:PRO:HD2	2.21	0.40
25:DA:1149:G:H2'	25:DA:1150:C:C6	2.57	0.40
25:DA:1216:G:OP2	41:DU:12:ARG:NH2	2.47	0.40
25:DA:1655:A:H1'	29:DE:113:PHE:CD2	2.57	0.40
25:DA:182:A:H2'	25:DA:183:C:O4'	2.20	0.40
25:DA:2171:A:O2'	25:DA:2172:U:H2'	2.21	0.40
25:DA:2231:C:H2'	25:DA:2232:U:O4'	2.21	0.40
25:DA:2256:G:O2'	25:DA:2257:U:H5'	2.22	0.40
25:DA:2260:C:H6	25:DA:2260:C:O5'	2.04	0.40
25:DA:2327:A:H2'	25:DA:2328:A:O4'	2.21	0.40
25:DA:2795:G:N3	25:DA:2795:G:H2'	2.37	0.40
25:DA:2854:G:O2'	25:DA:2855:C:H5'	2.22	0.40
25:DA:621:A:H2'	25:DA:622:G:C5'	2.50	0.40
26:DB:83:G:H4'	50:D3:52:HIS:CG	2.56	0.40
26:DB:87:G:C2	26:DB:91:C:N3	2.90	0.40
27:DC:196:LEU:C	27:DC:198:ALA:N	2.74	0.40
28:DD:147:LEU:HD13	28:DD:155:LEU:CD1	2.48	0.40
29:DE:75:VAL:HG12	29:DE:76:ARG:N	2.35	0.40
30:DF:22:ALA:C	30:DF:24:LEU:H	2.23	0.40
31:DG:60:LEU:HD22	31:DG:63:ILE:HD11	2.03	0.40
32:DH:15:VAL:HG23	32:DH:15:VAL:O	2.21	0.40
33:DI:110:ASP:O	33:DI:114:LEU:HG	2.20	0.40
34:DN:26:LEU:HD23	34:DN:99:LEU:HD21	2.04	0.40
34:DN:78:TYR:H	34:DN:78:TYR:HD1	1.68	0.40
39:DS:34:HIS:HE1	39:DS:55:ALA:HB2	1.87	0.40
39:DS:48:LEU:N	39:DS:48:LEU:CD1	2.85	0.40
40:DT:30:VAL:HG12	40:DT:43:GLN:C	2.42	0.40
41:DU:104:GLN:HB2	42:DV:44:LYS:NZ	2.36	0.40
46:DZ:99:TYR:HD2	46:DZ:99:TYR:N	2.16	0.40
1:AA:1005:C:C6	1:AA:1005:C:C3'	3.04	0.40
1:AA:1308:C:H2'	1:AA:1309:C:C6	2.57	0.40
1:AA:1421:C:H5'	1:AA:1422:C:OP2	2.21	0.40
1:AA:451:C:C4	1:AA:452:C:N4	2.89	0.40
2:AB:207:ALA:C	2:AB:209:ARG:H	2.24	0.40
2:AB:213:LEU:O	2:AB:216:SER:HB3	2.22	0.40
2:AB:80:ILE:O	2:AB:82:ARG:N	2.54	0.40
3:AC:101:LEU:HD23	3:AC:102:ASN:O	2.21	0.40
3:AC:191:THR:HB	3:AC:192:THR:H	1.79	0.40
3:AC:196:LEU:HB3	3:AC:197:GLY:H	1.73	0.40
3:AC:91:LEU:O	3:AC:95:THR:HB	2.22	0.40

Continued on next page...

Continued from previous page...

Atom-1	Atom-2	Interatomic distance (Å)	Clash overlap (Å)
4:AD:106:TYR:CE1	4:AD:113:SER:HA	2.57	0.40
7:AG:120:ILE:HG22	7:AG:124:LEU:HD12	2.03	0.40
7:AG:50:ILE:CG2	7:AG:61:VAL:HG21	2.51	0.40
10:AJ:21:GLN:HG2	10:AJ:21:GLN:O	2.21	0.40
10:AJ:32:ALA:N	10:AJ:76:ASN:HD22	2.17	0.40
11:AK:59:TYR:O	11:AK:63:LEU:HB2	2.21	0.40
12:AL:126:LYS:C	12:AL:128:ALA:N	2.75	0.40
12:AL:76:ASN:ND2	12:AL:77:LEU:N	2.68	0.40
15:AO:27:VAL:O	15:AO:31:LEU:HB2	2.21	0.40
19:AS:16:LEU:H	19:AS:16:LEU:CD1	2.35	0.40
20:AT:41:ILE:HG13	20:AT:42:GLN:N	2.36	0.40
23:AV:21:U:O2	23:AV:21:U:O4'	2.40	0.40
23:AV:34:U:H2'	23:AV:35:C:C3'	2.46	0.40
22:AW:41:C:C2	22:AW:42:C:C5	3.10	0.40
48:B1:67:ILE:O	48:B1:70:VAL:HB	2.21	0.40
49:B2:59:ARG:O	49:B2:62:THR:HB	2.21	0.40
55:B8:22:VAL:CG2	55:B8:53:PRO:HB2	2.52	0.40
25:BA:1140:C:H1'	25:BA:1143:A:N3	2.37	0.40
25:BA:1175:U:H5''	25:BA:1176:G:H8	1.87	0.40
25:BA:1287:A:C4	25:BA:1288:U:C4	3.07	0.40
25:BA:1419:A:H2'	25:BA:1421:G:N7	2.35	0.40
25:BA:1497:U:H3	25:BA:1578:U:P	2.44	0.40
23:AV:75:C:C2	25:BA:2253:G:N2	2.90	0.40
25:BA:2260:C:O5'	25:BA:2260:C:H6	2.04	0.40
25:BA:2391:G:C1'	25:BA:2429:G:N2	2.78	0.40
25:BA:2562:U:H1'	35:BO:23:ARG:HH12	1.75	0.40
25:BA:2585:U:H3'	25:BA:2585:U:C6	2.57	0.40
25:BA:2630:G:H1'	25:BA:2894:G:C4	2.57	0.40
25:BA:271(J):C:C2'	25:BA:271(K):U:H5''	2.52	0.40
25:BA:271(X):G:H2'	25:BA:271(Y):U:C6	2.57	0.40
25:BA:272:G:C6	25:BA:421:U:N3	2.84	0.40
25:BA:549:G:O5'	25:BA:549:G:C8	2.62	0.40
25:BA:615:G:C2	25:BA:616:G:C4	3.10	0.40
27:BC:86:ALA:HB2	27:BC:152:ILE:CB	2.51	0.40
28:BD:176:ARG:CG	28:BD:176:ARG:NH1	2.83	0.40
28:BD:221:VAL:HG22	28:BD:226:MET:HE3	2.04	0.40
28:BD:28:GLU:N	28:BD:29:PRO:CD	2.64	0.40
25:BA:2810:A:O2'	29:BE:61:ARG:HB2	2.21	0.40
30:BF:197:ASP:O	30:BF:200:GLU:N	2.36	0.40
34:BN:93:THR:O	34:BN:94:HIS:CB	2.70	0.40
35:BO:100:GLY:HA2	35:BO:101:PRO:HD3	1.83	0.40

Continued on next page...

Continued from previous page...

Atom-1	Atom-2	Interatomic distance (Å)	Clash overlap (Å)
36:BP:24:GLY:O	36:BP:25:SER:HB3	2.20	0.40
36:BP:51:PHE:CZ	36:BP:52:GLU:OE1	2.75	0.40
37:BQ:103:MET:HE1	37:BQ:125:LEU:HD13	2.02	0.40
38:BR:54:LEU:HD21	38:BR:65:LEU:HB3	2.03	0.40
39:BS:20:ARG:HA	39:BS:20:ARG:HD3	1.76	0.40
40:BT:15:VAL:HG23	40:BT:79:HIS:NE2	2.36	0.40
40:BT:93:ARG:HB3	40:BT:94:ALA:H	1.77	0.40
42:BV:39:LEU:HD22	42:BV:39:LEU:N	2.36	0.40
42:BV:39:LEU:CB	42:BV:47:VAL:HG11	2.31	0.40
42:BV:66:ARG:HH11	42:BV:66:ARG:HG2	1.85	0.40
25:BA:496:G:H1'	43:BW:61:ASN:OD1	2.21	0.40
46:BZ:33:LEU:CG	46:BZ:34:ASN:N	2.83	0.40
46:BZ:45:ASP:HB3	46:BZ:46:LYS:H	1.66	0.40
1:CA:1044:U:H2'	1:CA:1045:C:C6	2.56	0.40
1:CA:1291:G:O2'	1:CA:1292:G:H5'	2.21	0.40
1:CA:259:U:O2'	17:CQ:64:PRO:HB2	2.21	0.40
1:CA:414:C:C2'	1:CA:414:C:O2	2.66	0.40
1:CA:608:G:H4'	16:CP:16:HIS:CD2	2.57	0.40
1:CA:626:C:H5'	8:CH:31:PHE:CE1	2.57	0.40
1:CA:653:G:C6	1:CA:654:G:N7	2.90	0.40
1:CA:691:C:O2'	1:CA:692:G:H5'	2.22	0.40
1:CA:869:A:H2'	1:CA:870:C:C6	2.56	0.40
1:CA:1056:G:C1'	2:CB:104:ASN:HD22	2.35	0.40
2:CB:131:PRO:HG2	2:CB:134:GLU:CB	2.45	0.40
3:CC:119:ARG:HG3	3:CC:119:ARG:NH1	2.36	0.40
3:CC:92:ALA:O	3:CC:94:LEU:N	2.55	0.40
4:CD:106:TYR:CE1	4:CD:113:SER:HA	2.56	0.40
8:CH:105:ARG:HD3	8:CH:105:ARG:HA	1.89	0.40
8:CH:37:ARG:HH21	8:CH:38:ILE:CG1	2.34	0.40
11:CK:48:ILE:CD1	11:CK:64:ALA:HA	2.45	0.40
12:CL:86:ARG:HB2	12:CL:101:VAL:HG23	2.02	0.40
12:CL:73:GLU:HA	12:CL:73:GLU:OE1	2.22	0.40
13:CM:29:ARG:HB3	13:CM:64:TRP:CZ2	2.57	0.40
18:CR:32:ARG:O	18:CR:69:THR:HG21	2.21	0.40
20:CT:55:ILE:O	20:CT:58:LYS:HB3	2.21	0.40
22:CW:4:C:N3	22:CW:70:G:C2	2.90	0.40
24:CX:13:A:H5'	24:CX:14:A:OP2	2.21	0.40
47:D0:63:VAL:O	47:D0:65:GLY:N	2.54	0.40
47:D0:51:VAL:HG21	47:D0:80:HIS:HA	2.03	0.40
47:D0:9:SER:OG	47:D0:10:THR:N	2.50	0.40
25:DA:1183:G:O3'	50:D3:29:ARG:NH1	2.55	0.40

Continued on next page...

Continued from previous page...

Atom-1	Atom-2	Interatomic distance (Å)	Clash overlap (Å)
53:D6:15:GLU:CG	53:D6:15:GLU:O	2.60	0.40
55:D8:61:LEU:HD12	55:D8:63:PRO:HD2	2.04	0.40
25:DA:1174:A:H3'	25:DA:1174:A:N3	2.37	0.40
25:DA:1176:G:O2'	25:DA:1177:A:C5'	2.70	0.40
25:DA:1287:A:C4	25:DA:1288:U:C4	3.07	0.40
25:DA:1300:U:O2	25:DA:1626:G:H2'	2.21	0.40
25:DA:184:C:H2'	25:DA:185:U:C6	2.56	0.40
25:DA:1956:U:H2'	25:DA:1957:C:H5'	2.04	0.40
25:DA:829:A:N7	25:DA:2248:C:H5'	2.36	0.40
25:DA:271(H):G:O6	25:DA:271(Q):G:C6	2.75	0.40
25:DA:271(X):G:H2'	25:DA:271(Y):U:C6	2.57	0.40
25:DA:2720:U:C5'	25:DA:2721:A:OP2	2.70	0.40
25:DA:332:A:O2'	25:DA:333:G:O5'	2.38	0.40
25:DA:298:G:H1'	25:DA:340:A:H61	1.87	0.40
25:DA:856:C:H4'	25:DA:857:C:OP1	2.21	0.40
25:DA:988:A:C5	50:D3:13:ILE:HG21	2.57	0.40
26:DB:16:G:O2'	26:DB:17:C:H5'	2.20	0.40
28:DD:231:HIS:ND1	28:DD:232:PRO:CD	2.85	0.40
29:DE:9:VAL:CG1	29:DE:25:VAL:O	2.69	0.40
25:DA:2810:A:H2'	29:DE:61:ARG:CZ	2.52	0.40
30:DF:114:VAL:HG21	30:DF:202:PHE:CE2	2.57	0.40
33:DI:11:ASN:O	33:DI:12:LEU:CB	2.68	0.40
33:DI:87:LYS:HB2	33:DI:121:LYS:O	2.21	0.40
33:DI:38:LEU:HB2	33:DI:40:THR:HG23	2.02	0.40
33:DI:84:GLY:O	33:DI:85:GLU:CB	2.60	0.40
36:DP:111:ARG:HG3	36:DP:111:ARG:HH21	1.86	0.40
36:DP:7:ARG:O	36:DP:9:ASN:N	2.55	0.40
40:DT:3:ARG:HB2	40:DT:6:LEU:CB	2.51	0.40
42:DV:25:LEU:HB2	42:DV:92:THR:HG21	2.04	0.40
42:DV:45:THR:O	42:DV:46:VAL:O	2.40	0.40
42:DV:97:LYS:HD3	42:DV:97:LYS:HA	1.89	0.40
43:DW:17:VAL:O	43:DW:20:VAL:N	2.49	0.40
45:DY:16:ALA:HB1	45:DY:21:LYS:NZ	2.37	0.40
46:DZ:100:VAL:HG12	46:DZ:136:PHE:HA	2.03	0.40
46:DZ:171:ILE:O	46:DZ:172:ALA:CB	2.70	0.40

All (33) symmetry-related close contacts are listed below. The label for Atom-2 includes the symmetry operator and encoded unit-cell translations to be applied.

Atom-1	Atom-2	Interatomic distance (Å)	Clash overlap (Å)
45:BY:55:TYR:CZ	25:DA:355:G:O2'[3_555]	0.78	1.42

Continued on next page...

Continued from previous page...

Atom-1	Atom-2	Interatomic distance (Å)	Clash overlap (Å)
45:BY:55:TYR:OH	25:DA:355:G:C2'[3_555]	1.05	1.15
50:B3:1:MET:CB	36:DP:122:PRO:CG[3_455]	1.20	1.00
50:B3:1:MET:CG	36:DP:122:PRO:CB[3_455]	1.33	0.87
45:BY:55:TYR:CE2	25:DA:355:G:O2'[3_555]	1.37	0.83
45:BY:55:TYR:OH	25:DA:355:G:O2'[3_555]	1.38	0.82
45:BY:55:TYR:CZ	25:DA:355:G:C2'[3_555]	1.38	0.82
25:BA:306:U:OP1	49:D2:18:PRO:CG[3_555]	1.49	0.71
28:BD:135:PHE:CZ	4:CD:167:GLY:CA[4_555]	1.52	0.68
42:DV:50:PRO:CD	52:D5:58:LEU:O[4_445]	1.55	0.65
28:BD:135:PHE:CE2	4:CD:167:GLY:CA[4_555]	1.57	0.63
45:BY:55:TYR:CE2	25:DA:355:G:C1'[3_555]	1.62	0.58
32:DH:47:GLU:CA	45:DY:22:GLY:O[4_445]	1.70	0.50
45:BY:55:TYR:CE2	25:DA:355:G:C2'[3_555]	1.75	0.45
43:BW:59:VAL:CG1	45:DY:90:LEU:CD2[3_555]	1.80	0.40
50:B3:1:MET:SD	36:DP:122:PRO:CB[3_455]	1.81	0.39
11:AK:99:GLN:CB	3:CC:79:ARG:NH1[4_555]	1.85	0.35
50:B3:1:MET:N	36:DP:122:PRO:CD[3_455]	1.91	0.29
25:DA:1593:G:O5'	26:DB:55:U:OP1[1_655]	1.91	0.29
50:B3:1:MET:CB	36:DP:122:PRO:CB[3_455]	1.92	0.28
50:B3:1:MET:CB	36:DP:122:PRO:CD[3_455]	1.92	0.28
45:BY:55:TYR:CE1	25:DA:355:G:O2'[3_555]	1.92	0.28
45:BY:55:TYR:OH	25:DA:355:G:C3'[3_555]	1.97	0.23
50:B3:1:MET:CA	36:DP:122:PRO:CD[3_455]	1.99	0.21
50:B3:1:MET:CG	36:DP:122:PRO:CG[3_455]	2.01	0.19
25:BA:2791:C:OP1	32:DH:101:ARG:NH2[2_455]	2.08	0.12
45:BY:56:PRO:CB	25:DA:288:C:O2'[3_555]	2.09	0.11
28:BD:134:ARG:NH1	4:CD:166:LYS:O[4_555]	2.12	0.08
42:DV:50:PRO:CB	52:D5:59:GLU:CA[4_445]	2.12	0.08
45:BY:57:GLN:N	25:DA:288:C:O2'[3_555]	2.15	0.05
28:BD:134:ARG:CZ	4:CD:166:LYS:O[4_555]	2.18	0.02
42:DV:51:VAL:O	52:D5:58:LEU:CD2[4_445]	2.18	0.02
25:BA:1593:G:N3	26:BB:54:G:OP1[1_655]	2.19	0.01

5.3 Torsion angles [i](#)

5.3.1 Protein backbone [i](#)

In the following table, the Percentiles column shows the percent Ramachandran outliers of the chain as a percentile score with respect to all X-ray entries followed by that with respect to entries of similar resolution.

The Analysed column shows the number of residues for which the backbone conformation was

analysed, and the total number of residues.

Mol	Chain	Analysed	Favoured	Allowed	Outliers	Percentiles	
2	AB	233/256 (91%)	148 (64%)	65 (28%)	20 (9%)	1	13
2	CB	233/256 (91%)	148 (64%)	65 (28%)	20 (9%)	1	13
3	AC	205/239 (86%)	136 (66%)	45 (22%)	24 (12%)	0	6
3	CC	205/239 (86%)	137 (67%)	43 (21%)	25 (12%)	0	6
4	AD	206/209 (99%)	145 (70%)	40 (19%)	21 (10%)	0	10
4	CD	206/209 (99%)	144 (70%)	40 (19%)	22 (11%)	0	8
5	AE	149/162 (92%)	114 (76%)	19 (13%)	16 (11%)	0	8
5	CE	149/162 (92%)	114 (76%)	19 (13%)	16 (11%)	0	8
6	AF	99/101 (98%)	82 (83%)	13 (13%)	4 (4%)	3	27
6	CF	99/101 (98%)	81 (82%)	15 (15%)	3 (3%)	4	33
7	AG	153/156 (98%)	107 (70%)	32 (21%)	14 (9%)	1	12
7	CG	153/156 (98%)	107 (70%)	32 (21%)	14 (9%)	1	12
8	AH	136/138 (99%)	102 (75%)	26 (19%)	8 (6%)	1	20
8	CH	136/138 (99%)	100 (74%)	28 (21%)	8 (6%)	1	20
9	AI	125/128 (98%)	92 (74%)	21 (17%)	12 (10%)	0	11
9	CI	125/128 (98%)	93 (74%)	22 (18%)	10 (8%)	1	15
10	AJ	97/105 (92%)	66 (68%)	22 (23%)	9 (9%)	0	12
10	CJ	97/105 (92%)	67 (69%)	21 (22%)	9 (9%)	0	12
11	AK	117/129 (91%)	94 (80%)	18 (15%)	5 (4%)	2	26
11	CK	117/129 (91%)	92 (79%)	20 (17%)	5 (4%)	2	26
12	AL	123/132 (93%)	86 (70%)	24 (20%)	13 (11%)	0	8
12	CL	123/132 (93%)	85 (69%)	25 (20%)	13 (11%)	0	8
13	AM	123/126 (98%)	79 (64%)	26 (21%)	18 (15%)	0	4
13	CM	123/126 (98%)	84 (68%)	23 (19%)	16 (13%)	0	5
14	AN	58/61 (95%)	37 (64%)	9 (16%)	12 (21%)	0	2
14	CN	58/61 (95%)	37 (64%)	9 (16%)	12 (21%)	0	2
15	AO	86/89 (97%)	62 (72%)	19 (22%)	5 (6%)	1	21
15	CO	86/89 (97%)	63 (73%)	18 (21%)	5 (6%)	1	21
16	AP	82/88 (93%)	57 (70%)	22 (27%)	3 (4%)	3	29
16	CP	82/88 (93%)	58 (71%)	21 (26%)	3 (4%)	3	29
17	AQ	98/105 (93%)	77 (79%)	14 (14%)	7 (7%)	1	17

Continued on next page...

Continued from previous page...

Mol	Chain	Analysed	Favoured	Allowed	Outliers	Percentiles	
17	CQ	98/105 (93%)	77 (79%)	13 (13%)	8 (8%)	1	14
18	AR	68/88 (77%)	48 (71%)	15 (22%)	5 (7%)	1	16
18	CR	68/88 (77%)	45 (66%)	17 (25%)	6 (9%)	1	13
19	AS	77/93 (83%)	55 (71%)	11 (14%)	11 (14%)	0	4
19	CS	77/93 (83%)	55 (71%)	12 (16%)	10 (13%)	0	5
20	AT	97/106 (92%)	72 (74%)	14 (14%)	11 (11%)	0	7
20	CT	97/106 (92%)	72 (74%)	15 (16%)	10 (10%)	0	9
21	AU	23/27 (85%)	15 (65%)	4 (17%)	4 (17%)	0	3
21	CU	23/27 (85%)	18 (78%)	3 (13%)	2 (9%)	1	13
27	BC	183/229 (80%)	84 (46%)	45 (25%)	54 (30%)	0	0
27	DC	183/229 (80%)	84 (46%)	44 (24%)	55 (30%)	0	0
28	BD	270/276 (98%)	212 (78%)	33 (12%)	25 (9%)	0	12
28	DD	270/276 (98%)	209 (77%)	36 (13%)	25 (9%)	0	12
29	BE	203/206 (98%)	130 (64%)	35 (17%)	38 (19%)	0	2
29	DE	203/206 (98%)	129 (64%)	36 (18%)	38 (19%)	0	2
30	BF	206/210 (98%)	129 (63%)	54 (26%)	23 (11%)	0	7
30	DF	206/210 (98%)	128 (62%)	55 (27%)	23 (11%)	0	7
31	BG	179/182 (98%)	115 (64%)	39 (22%)	25 (14%)	0	4
31	DG	179/182 (98%)	114 (64%)	39 (22%)	26 (14%)	0	4
32	BH	158/180 (88%)	93 (59%)	31 (20%)	34 (22%)	0	1
32	DH	158/180 (88%)	95 (60%)	31 (20%)	32 (20%)	0	2
33	BI	144/148 (97%)	89 (62%)	28 (19%)	27 (19%)	0	2
33	DI	144/148 (97%)	87 (60%)	30 (21%)	27 (19%)	0	2
34	BN	137/140 (98%)	84 (61%)	33 (24%)	20 (15%)	0	4
34	DN	137/140 (98%)	84 (61%)	33 (24%)	20 (15%)	0	4
35	BO	120/122 (98%)	88 (73%)	25 (21%)	7 (6%)	1	21
35	DO	120/122 (98%)	94 (78%)	16 (13%)	10 (8%)	1	14
36	BP	144/150 (96%)	83 (58%)	32 (22%)	29 (20%)	0	2
36	DP	144/150 (96%)	81 (56%)	33 (23%)	30 (21%)	0	2
37	BQ	139/141 (99%)	104 (75%)	19 (14%)	16 (12%)	0	7
37	DQ	139/141 (99%)	104 (75%)	17 (12%)	18 (13%)	0	5

Continued on next page...

Continued from previous page...

Mol	Chain	Analysed	Favoured	Allowed	Outliers	Percentiles	
38	BR	115/118 (98%)	83 (72%)	22 (19%)	10 (9%)	1	13
38	DR	115/118 (98%)	83 (72%)	21 (18%)	11 (10%)	0	11
39	BS	97/112 (87%)	38 (39%)	27 (28%)	32 (33%)	0	0
39	DS	97/112 (87%)	38 (39%)	27 (28%)	32 (33%)	0	0
40	BT	136/146 (93%)	82 (60%)	31 (23%)	23 (17%)	0	3
40	DT	136/146 (93%)	88 (65%)	33 (24%)	15 (11%)	0	8
41	BU	115/118 (98%)	70 (61%)	34 (30%)	11 (10%)	0	11
41	DU	115/118 (98%)	70 (61%)	34 (30%)	11 (10%)	0	11
42	BV	99/101 (98%)	63 (64%)	19 (19%)	17 (17%)	0	3
42	DV	99/101 (98%)	64 (65%)	19 (19%)	16 (16%)	0	3
43	BW	111/113 (98%)	75 (68%)	24 (22%)	12 (11%)	0	8
43	DW	111/113 (98%)	75 (68%)	24 (22%)	12 (11%)	0	8
44	BX	91/96 (95%)	66 (72%)	20 (22%)	5 (6%)	2	22
44	DX	91/96 (95%)	66 (72%)	20 (22%)	5 (6%)	2	22
45	BY	99/110 (90%)	54 (54%)	18 (18%)	27 (27%)	0	0
45	DY	99/110 (90%)	53 (54%)	16 (16%)	30 (30%)	0	0
46	BZ	175/206 (85%)	103 (59%)	35 (20%)	37 (21%)	0	2
46	DZ	175/206 (85%)	103 (59%)	35 (20%)	37 (21%)	0	2
47	B0	82/85 (96%)	63 (77%)	12 (15%)	7 (8%)	1	13
47	D0	82/85 (96%)	63 (77%)	12 (15%)	7 (8%)	1	13
48	B1	92/98 (94%)	64 (70%)	19 (21%)	9 (10%)	0	10
48	D1	92/98 (94%)	64 (70%)	19 (21%)	9 (10%)	0	10
49	B2	69/72 (96%)	47 (68%)	13 (19%)	9 (13%)	0	5
49	D2	69/72 (96%)	51 (74%)	9 (13%)	9 (13%)	0	5
50	B3	58/60 (97%)	41 (71%)	7 (12%)	10 (17%)	0	3
50	D3	58/60 (97%)	41 (71%)	7 (12%)	10 (17%)	0	3
51	B4	29/71 (41%)	15 (52%)	7 (24%)	7 (24%)	0	1
51	D4	29/71 (41%)	15 (52%)	7 (24%)	7 (24%)	0	1
52	B5	57/60 (95%)	42 (74%)	8 (14%)	7 (12%)	0	5
52	D5	57/60 (95%)	42 (74%)	8 (14%)	7 (12%)	0	5
53	B6	43/54 (80%)	20 (46%)	12 (28%)	11 (26%)	0	1

Continued on next page...

Continued from previous page...

Mol	Chain	Analysed	Favoured	Allowed	Outliers	Percentiles	
53	D6	43/54 (80%)	20 (46%)	12 (28%)	11 (26%)	0	1
54	B7	47/49 (96%)	44 (94%)	2 (4%)	1 (2%)	7	39
54	D7	47/49 (96%)	44 (94%)	2 (4%)	1 (2%)	7	39
55	B8	62/65 (95%)	40 (64%)	13 (21%)	9 (14%)	0	4
55	D8	62/65 (95%)	39 (63%)	14 (23%)	9 (14%)	0	4
56	B9	34/37 (92%)	27 (79%)	6 (18%)	1 (3%)	4	33
56	D9	34/37 (92%)	27 (79%)	6 (18%)	1 (3%)	4	33
All	All	11698/12586 (93%)	7854 (67%)	2318 (20%)	1526 (13%)	0	5

All (1526) Ramachandran outliers are listed below:

Mol	Chain	Res	Type
2	AB	9	GLU
2	AB	15	VAL
2	AB	20	GLU
2	AB	88	ALA
2	AB	195	ASP
2	AB	238	LEU
2	AB	239	VAL
3	AC	15	THR
3	AC	47	LEU
3	AC	61	ALA
3	AC	113	ALA
3	AC	189	ALA
3	AC	190	ARG
3	AC	207	VAL
4	AD	3	ARG
4	AD	14	ARG
4	AD	30	LYS
5	AE	16	THR
5	AE	146	ALA
7	AG	33	ASP
7	AG	52	GLU
7	AG	53	LYS
7	AG	58	PRO
7	AG	77	SER
7	AG	116	ALA
8	AH	68	ARG
8	AH	86	ILE
9	AI	89	ASN

Continued on next page...

Continued from previous page...

Mol	Chain	Res	Type
9	AI	111	ARG
9	AI	117	HIS
10	AJ	32	ALA
10	AJ	57	LYS
12	AL	18	VAL
12	AL	47	LYS
13	AM	12	ASN
13	AM	59	TYR
13	AM	83	ASP
13	AM	104	ARG
13	AM	113	PRO
13	AM	117	VAL
14	AN	14	PRO
14	AN	16	PHE
14	AN	23	ARG
14	AN	24	CYS
17	AQ	78	GLU
18	AR	20	ALA
18	AR	36	ASN
18	AR	87	ARG
19	AS	28	LYS
19	AS	30	LEU
21	AU	3	LYS
21	AU	7	ARG
27	BC	20	TYR
27	BC	35	ALA
27	BC	38	ASP
27	BC	46	LYS
27	BC	58	VAL
27	BC	63	SER
27	BC	108	MET
27	BC	120	MET
27	BC	122	ALA
27	BC	140	PRO
27	BC	142	ALA
27	BC	148	ASN
27	BC	153	ILE
27	BC	156	ILE
27	BC	167	LYS
27	BC	173	ALA
27	BC	174	PRO
27	BC	179	SER

Continued on next page...

Continued from previous page...

Mol	Chain	Res	Type
27	BC	182	PRO
27	BC	220	PRO
27	BC	222	VAL
28	BD	25	THR
28	BD	58	HIS
28	BD	169	GLU
28	BD	225	ALA
28	BD	239	ARG
28	BD	267	SER
28	BD	271	ILE
29	BE	4	ILE
29	BE	18	ASP
29	BE	35	GLN
29	BE	44	TYR
29	BE	53	PRO
29	BE	56	PRO
29	BE	59	VAL
29	BE	60	ASN
29	BE	71	GLY
29	BE	73	GLU
29	BE	75	VAL
29	BE	77	ILE
29	BE	84	PHE
29	BE	89	ASP
29	BE	118	LYS
29	BE	169	ASN
29	BE	186	GLY
30	BF	68	LYS
30	BF	89	VAL
30	BF	128	ALA
30	BF	132	VAL
30	BF	134	GLY
30	BF	168	ARG
30	BF	169	ASN
31	BG	14	GLU
31	BG	81	LYS
31	BG	86	MET
31	BG	87	PRO
31	BG	96	ARG
31	BG	97	ASP
31	BG	126	ASP
32	BH	54	ARG

Continued on next page...

Continued from previous page...

Mol	Chain	Res	Type
32	BH	55	PRO
32	BH	83	TYR
32	BH	92	ILE
32	BH	98	LEU
32	BH	108	GLY
32	BH	127	GLU
32	BH	155	SER
32	BH	156	ALA
32	BH	159	GLU
32	BH	165	ALA
33	BI	12	LEU
33	BI	15	VAL
33	BI	42	SER
33	BI	77	LEU
33	BI	85	GLU
33	BI	86	THR
33	BI	92	VAL
33	BI	93	THR
33	BI	120	ILE
33	BI	121	LYS
33	BI	133	HIS
34	BN	4	TYR
34	BN	42	TRP
34	BN	57	ALA
34	BN	58	ASP
34	BN	132	ALA
35	BO	114	ILE
35	BO	115	VAL
36	BP	9	ASN
36	BP	14	LYS
36	BP	17	LYS
36	BP	18	ARG
36	BP	31	ALA
36	BP	47	ASP
36	BP	108	LYS
36	BP	147	LEU
37	BQ	2	LEU
37	BQ	5	ARG
37	BQ	60	ARG
37	BQ	134	ARG
37	BQ	135	ASP
37	BQ	138	ASP

Continued on next page...

Continued from previous page...

Mol	Chain	Res	Type
38	BR	8	ARG
38	BR	9	LYS
38	BR	12	ARG
38	BR	14	SER
38	BR	107	ASP
39	BS	23	ARG
39	BS	35	ILE
39	BS	57	LYS
39	BS	58	LEU
39	BS	59	LYS
39	BS	62	LYS
39	BS	74	ALA
39	BS	87	PHE
39	BS	88	ASP
39	BS	94	TYR
39	BS	97	ARG
39	BS	100	ALA
40	BT	12	SER
40	BT	32	TYR
40	BT	58	ASN
40	BT	80	SER
40	BT	107	ASP
40	BT	129	ARG
40	BT	133	GLU
41	BU	25	TRP
41	BU	32	PHE
42	BV	15	GLU
42	BV	16	PRO
42	BV	18	LEU
42	BV	19	LYS
42	BV	28	GLU
42	BV	29	PRO
42	BV	46	VAL
42	BV	53	GLU
43	BW	11	ARG
44	BX	4	ALA
44	BX	12	VAL
45	BY	7	VAL
45	BY	44	ILE
45	BY	53	PRO
45	BY	68	HIS
45	BY	77	PRO

Continued on next page...

Continued from previous page...

Mol	Chain	Res	Type
45	BY	78	ALA
45	BY	90	LEU
45	BY	96	ILE
46	BZ	31	ARG
46	BZ	45	ASP
46	BZ	111	VAL
46	BZ	136	PHE
46	BZ	165	VAL
47	B0	55	ARG
47	B0	64	ASP
47	B0	83	PRO
48	B1	53	VAL
48	B1	58	ILE
49	B2	44	LEU
49	B2	47	ASN
49	B2	70	GLN
51	B4	46	ASN
51	B4	52	SER
52	B5	4	HIS
52	B5	34	PRO
52	B5	57	VAL
53	B6	16	CYS
53	B6	19	ARG
53	B6	25	LYS
53	B6	26	ASN
53	B6	28	ARG
53	B6	46	HIS
53	B6	52	VAL
55	B8	3	LYS
55	B8	34	TRP
2	CB	9	GLU
2	CB	15	VAL
2	CB	20	GLU
2	CB	88	ALA
2	CB	195	ASP
2	CB	238	LEU
2	CB	239	VAL
3	CC	15	THR
3	CC	47	LEU
3	CC	61	ALA
3	CC	113	ALA
3	CC	189	ALA

Continued on next page...

Continued from previous page...

Mol	Chain	Res	Type
3	CC	190	ARG
3	CC	207	VAL
4	CD	3	ARG
4	CD	4	TYR
4	CD	14	ARG
4	CD	30	LYS
5	CE	16	THR
5	CE	146	ALA
7	CG	33	ASP
7	CG	58	PRO
7	CG	77	SER
7	CG	116	ALA
8	CH	68	ARG
8	CH	86	ILE
9	CI	89	ASN
9	CI	111	ARG
10	CJ	32	ALA
10	CJ	57	LYS
12	CL	18	VAL
12	CL	47	LYS
13	CM	59	TYR
13	CM	83	ASP
13	CM	101	GLN
13	CM	104	ARG
13	CM	113	PRO
13	CM	117	VAL
14	CN	14	PRO
14	CN	16	PHE
14	CN	23	ARG
14	CN	24	CYS
17	CQ	78	GLU
18	CR	20	ALA
18	CR	36	ASN
18	CR	45	SER
18	CR	87	ARG
19	CS	28	LYS
19	CS	30	LEU
21	CU	3	LYS
21	CU	25	LYS
27	DC	20	TYR
27	DC	35	ALA
27	DC	38	ASP

Continued on next page...

Continued from previous page...

Mol	Chain	Res	Type
27	DC	46	LYS
27	DC	58	VAL
27	DC	63	SER
27	DC	108	MET
27	DC	120	MET
27	DC	122	ALA
27	DC	140	PRO
27	DC	142	ALA
27	DC	148	ASN
27	DC	153	ILE
27	DC	156	ILE
27	DC	167	LYS
27	DC	173	ALA
27	DC	174	PRO
27	DC	179	SER
27	DC	182	PRO
27	DC	220	PRO
27	DC	222	VAL
28	DD	25	THR
28	DD	58	HIS
28	DD	169	GLU
28	DD	225	ALA
28	DD	239	ARG
28	DD	267	SER
28	DD	271	ILE
29	DE	4	ILE
29	DE	18	ASP
29	DE	35	GLN
29	DE	44	TYR
29	DE	54	GLN
29	DE	56	PRO
29	DE	59	VAL
29	DE	60	ASN
29	DE	71	GLY
29	DE	73	GLU
29	DE	75	VAL
29	DE	77	ILE
29	DE	84	PHE
29	DE	89	ASP
29	DE	118	LYS
29	DE	169	ASN
29	DE	186	GLY

Continued on next page...

Continued from previous page...

Mol	Chain	Res	Type
30	DF	68	LYS
30	DF	89	VAL
30	DF	128	ALA
30	DF	132	VAL
30	DF	134	GLY
30	DF	168	ARG
30	DF	169	ASN
31	DG	14	GLU
31	DG	81	LYS
31	DG	86	MET
31	DG	87	PRO
31	DG	96	ARG
31	DG	97	ASP
31	DG	110	ALA
31	DG	114	ILE
31	DG	126	ASP
32	DH	55	PRO
32	DH	83	TYR
32	DH	92	ILE
32	DH	98	LEU
32	DH	108	GLY
32	DH	127	GLU
32	DH	155	SER
32	DH	156	ALA
32	DH	159	GLU
32	DH	165	ALA
33	DI	12	LEU
33	DI	15	VAL
33	DI	42	SER
33	DI	77	LEU
33	DI	85	GLU
33	DI	86	THR
33	DI	92	VAL
33	DI	93	THR
33	DI	120	ILE
33	DI	121	LYS
33	DI	133	HIS
34	DN	4	TYR
34	DN	42	TRP
34	DN	57	ALA
34	DN	58	ASP
34	DN	132	ALA

Continued on next page...

Continued from previous page...

Mol	Chain	Res	Type
35	DO	28	SER
35	DO	48	PRO
36	DP	9	ASN
36	DP	14	LYS
36	DP	17	LYS
36	DP	18	ARG
36	DP	31	ALA
36	DP	47	ASP
36	DP	108	LYS
36	DP	147	LEU
37	DQ	2	LEU
37	DQ	5	ARG
37	DQ	60	ARG
37	DQ	134	ARG
37	DQ	135	ASP
37	DQ	138	ASP
38	DR	8	ARG
38	DR	9	LYS
38	DR	12	ARG
38	DR	14	SER
38	DR	107	ASP
39	DS	23	ARG
39	DS	35	ILE
39	DS	57	LYS
39	DS	58	LEU
39	DS	59	LYS
39	DS	62	LYS
39	DS	74	ALA
39	DS	87	PHE
39	DS	88	ASP
39	DS	94	TYR
39	DS	97	ARG
39	DS	100	ALA
40	DT	24	PRO
40	DT	40	THR
40	DT	80	SER
41	DU	25	TRP
41	DU	32	PHE
42	DV	15	GLU
42	DV	16	PRO
42	DV	18	LEU
42	DV	19	LYS

Continued on next page...

Continued from previous page...

Mol	Chain	Res	Type
42	DV	28	GLU
42	DV	29	PRO
42	DV	46	VAL
42	DV	53	GLU
43	DW	11	ARG
44	DX	4	ALA
44	DX	12	VAL
45	DY	7	VAL
45	DY	44	ILE
45	DY	53	PRO
45	DY	56	PRO
45	DY	68	HIS
45	DY	77	PRO
45	DY	78	ALA
45	DY	90	LEU
45	DY	96	ILE
45	DY	101	LYS
46	DZ	31	ARG
46	DZ	45	ASP
46	DZ	111	VAL
46	DZ	136	PHE
46	DZ	165	VAL
47	D0	55	ARG
47	D0	64	ASP
47	D0	83	PRO
48	D1	53	VAL
48	D1	58	ILE
49	D2	43	GLN
49	D2	44	LEU
49	D2	47	ASN
49	D2	70	GLN
51	D4	46	ASN
51	D4	52	SER
52	D5	4	HIS
52	D5	34	PRO
52	D5	57	VAL
53	D6	16	CYS
53	D6	19	ARG
53	D6	25	LYS
53	D6	26	ASN
53	D6	28	ARG
53	D6	46	HIS

Continued on next page...

Continued from previous page...

Mol	Chain	Res	Type
53	D6	52	VAL
55	D8	3	LYS
55	D8	34	TRP
2	AB	18	GLY
2	AB	65	GLY
2	AB	167	PRO
3	AC	4	LYS
3	AC	41	GLY
3	AC	45	LYS
3	AC	62	ASP
3	AC	145	GLY
4	AD	4	TYR
4	AD	24	GLU
4	AD	26	CYS
4	AD	88	VAL
5	AE	6	PHE
5	AE	85	GLY
5	AE	137	GLU
5	AE	147	ASP
6	AF	62	TRP
7	AG	6	ARG
7	AG	14	PRO
7	AG	54	THR
7	AG	155	ARG
8	AH	2	LEU
8	AH	20	TYR
8	AH	71	GLY
8	AH	105	ARG
9	AI	11	LYS
9	AI	12	GLU
9	AI	44	VAL
9	AI	95	LYS
9	AI	100	GLY
9	AI	121	ARG
10	AJ	36	GLY
10	AJ	51	ARG
10	AJ	84	GLN
10	AJ	88	LEU
12	AL	6	THR
12	AL	65	GLU
12	AL	77	LEU
12	AL	80	HIS

Continued on next page...

Continued from previous page...

Mol	Chain	Res	Type
12	AL	115	LYS
13	AM	64	TRP
13	AM	67	GLU
13	AM	95	GLY
14	AN	22	THR
14	AN	56	VAL
14	AN	59	ALA
14	AN	60	SER
15	AO	88	ARG
16	AP	63	GLY
17	AQ	33	GLY
17	AQ	99	SER
18	AR	45	SER
19	AS	26	GLY
19	AS	62	ILE
19	AS	80	TYR
20	AT	49	ALA
20	AT	62	LEU
20	AT	97	ALA
21	AU	25	LYS
27	BC	55	ASP
27	BC	78	ALA
27	BC	89	ALA
27	BC	128	GLY
27	BC	133	PRO
27	BC	175	VAL
27	BC	183	GLU
27	BC	209	LEU
27	BC	217	THR
28	BD	3	VAL
28	BD	11	PRO
28	BD	12	SER
28	BD	24	ILE
28	BD	27	THR
28	BD	32	SER
28	BD	33	LEU
28	BD	236	GLY
29	BE	2	LYS
29	BE	29	GLY
29	BE	57	LYS
29	BE	69	LYS
29	BE	76	ARG

Continued on next page...

Continued from previous page...

Mol	Chain	Res	Type
29	BE	82	ARG
29	BE	117	MET
29	BE	129	HIS
29	BE	162	ALA
29	BE	189	PRO
30	BF	4	VAL
30	BF	21	ALA
30	BF	25	PRO
30	BF	86	GLY
30	BF	131	GLY
31	BG	27	ASN
31	BG	47	LYS
31	BG	82	LEU
31	BG	110	ALA
31	BG	115	ARG
31	BG	124	SER
32	BH	49	VAL
32	BH	53	GLU
32	BH	138	LYS
32	BH	158	HIS
33	BI	16	GLY
33	BI	81	VAL
33	BI	91	SER
33	BI	95	LYS
33	BI	101	LEU
33	BI	145	VAL
34	BN	8	GLN
34	BN	44	PRO
34	BN	47	ALA
34	BN	64	GLY
34	BN	66	LYS
35	BO	48	PRO
36	BP	11	GLY
36	BP	36	LYS
36	BP	65	ARG
36	BP	83	VAL
36	BP	107	LYS
36	BP	111	ARG
36	BP	122	PRO
36	BP	146	VAL
37	BQ	7	MET
37	BQ	15	GLY

Continued on next page...

Continued from previous page...

Mol	Chain	Res	Type
37	BQ	28	ALA
37	BQ	47	ILE
37	BQ	59	ARG
38	BR	78	LYS
38	BR	82	GLU
39	BS	78	LEU
39	BS	79	ALA
39	BS	83	LYS
39	BS	85	VAL
39	BS	90	GLY
39	BS	92	TYR
39	BS	102	ALA
39	BS	103	GLU
39	BS	104	GLY
40	BT	68	TYR
40	BT	83	ILE
40	BT	88	ILE
40	BT	92	GLY
40	BT	97	ALA
40	BT	131	ALA
41	BU	62	ILE
42	BV	31	ALA
42	BV	79	VAL
43	BW	49	LYS
43	BW	98	LYS
43	BW	111	HIS
44	BX	45	THR
45	BY	3	VAL
45	BY	26	LYS
45	BY	38	ILE
45	BY	39	VAL
45	BY	41	GLY
45	BY	47	LYS
45	BY	99	CYS
45	BY	101	LYS
46	BZ	30	ASN
46	BZ	38	TYR
46	BZ	53	ILE
46	BZ	56	VAL
46	BZ	78	LYS
46	BZ	93	ASP
46	BZ	112	ARG

Continued on next page...

Continued from previous page...

Mol	Chain	Res	Type
46	BZ	145	GLU
46	BZ	172	ALA
46	BZ	177	PRO
47	B0	13	GLY
48	B1	28	GLY
48	B1	30	VAL
48	B1	45	ASN
48	B1	85	LEU
49	B2	14	ARG
49	B2	41	ILE
49	B2	43	GLN
49	B2	48	HIS
50	B3	13	ILE
50	B3	29	ARG
51	B4	54	LYS
52	B5	33	CYS
52	B5	51	TYR
2	CB	18	GLY
2	CB	65	GLY
2	CB	167	PRO
3	CC	4	LYS
3	CC	41	GLY
3	CC	45	LYS
3	CC	62	ASP
3	CC	145	GLY
4	CD	24	GLU
4	CD	26	CYS
4	CD	88	VAL
5	CE	6	PHE
5	CE	85	GLY
5	CE	137	GLU
5	CE	147	ASP
6	CF	62	TRP
7	CG	6	ARG
7	CG	14	PRO
7	CG	52	GLU
7	CG	53	LYS
7	CG	54	THR
7	CG	155	ARG
8	CH	2	LEU
8	CH	20	TYR
8	CH	71	GLY

Continued on next page...

Continued from previous page...

Mol	Chain	Res	Type
9	CI	11	LYS
9	CI	44	VAL
9	CI	95	LYS
9	CI	100	GLY
10	CJ	36	GLY
10	CJ	84	GLN
10	CJ	88	LEU
11	CK	117	ASN
11	CK	122	LYS
12	CL	6	THR
12	CL	65	GLU
12	CL	77	LEU
12	CL	115	LYS
13	CM	95	GLY
14	CN	22	THR
14	CN	56	VAL
14	CN	60	SER
15	CO	88	ARG
16	CP	63	GLY
17	CQ	33	GLY
17	CQ	68	ARG
17	CQ	99	SER
19	CS	26	GLY
19	CS	62	ILE
19	CS	80	TYR
20	CT	49	ALA
27	DC	55	ASP
27	DC	78	ALA
27	DC	89	ALA
27	DC	128	GLY
27	DC	133	PRO
27	DC	175	VAL
27	DC	183	GLU
27	DC	209	LEU
27	DC	217	THR
28	DD	3	VAL
28	DD	12	SER
28	DD	24	ILE
28	DD	27	THR
28	DD	32	SER
28	DD	33	LEU
28	DD	236	GLY

Continued on next page...

Continued from previous page...

Mol	Chain	Res	Type
29	DE	2	LYS
29	DE	29	GLY
29	DE	57	LYS
29	DE	69	LYS
29	DE	76	ARG
29	DE	82	ARG
29	DE	117	MET
29	DE	129	HIS
29	DE	131	ALA
29	DE	162	ALA
29	DE	189	PRO
30	DF	4	VAL
30	DF	21	ALA
30	DF	25	PRO
30	DF	86	GLY
30	DF	131	GLY
31	DG	27	ASN
31	DG	47	LYS
31	DG	82	LEU
31	DG	115	ARG
31	DG	124	SER
32	DH	42	ARG
32	DH	49	VAL
32	DH	138	LYS
32	DH	158	HIS
33	DI	16	GLY
33	DI	81	VAL
33	DI	91	SER
33	DI	95	LYS
33	DI	101	LEU
33	DI	145	VAL
34	DN	8	GLN
34	DN	44	PRO
34	DN	47	ALA
34	DN	64	GLY
34	DN	66	LYS
36	DP	11	GLY
36	DP	65	ARG
36	DP	83	VAL
36	DP	107	LYS
36	DP	111	ARG
36	DP	122	PRO

Continued on next page...

Continued from previous page...

Mol	Chain	Res	Type
36	DP	146	VAL
37	DQ	7	MET
37	DQ	15	GLY
37	DQ	22	LYS
37	DQ	28	ALA
37	DQ	47	ILE
37	DQ	59	ARG
38	DR	78	LYS
38	DR	82	GLU
39	DS	79	ALA
39	DS	83	LYS
39	DS	85	VAL
39	DS	90	GLY
39	DS	92	TYR
39	DS	102	ALA
39	DS	103	GLU
39	DS	104	GLY
40	DT	46	GLU
40	DT	97	ALA
40	DT	104	ASN
40	DT	107	ASP
40	DT	129	ARG
41	DU	62	ILE
42	DV	31	ALA
42	DV	49	THR
42	DV	79	VAL
43	DW	49	LYS
43	DW	98	LYS
43	DW	111	HIS
44	DX	45	THR
45	DY	3	VAL
45	DY	26	LYS
45	DY	38	ILE
45	DY	39	VAL
45	DY	41	GLY
45	DY	47	LYS
45	DY	51	VAL
45	DY	99	CYS
46	DZ	30	ASN
46	DZ	38	TYR
46	DZ	53	ILE
46	DZ	56	VAL

Continued on next page...

Continued from previous page...

Mol	Chain	Res	Type
46	DZ	78	LYS
46	DZ	93	ASP
46	DZ	112	ARG
46	DZ	145	GLU
46	DZ	172	ALA
46	DZ	177	PRO
47	D0	13	GLY
48	D1	28	GLY
48	D1	30	VAL
48	D1	45	ASN
48	D1	85	LEU
49	D2	14	ARG
49	D2	48	HIS
50	D3	13	ILE
50	D3	29	ARG
51	D4	54	LYS
52	D5	33	CYS
52	D5	51	TYR
2	AB	77	ALA
2	AB	78	GLN
2	AB	130	ARG
3	AC	150	LYS
3	AC	154	SER
3	AC	156	ARG
4	AD	29	PRO
4	AD	40	PRO
4	AD	131	ARG
4	AD	171	GLY
4	AD	208	SER
5	AE	8	GLU
5	AE	21	ALA
5	AE	108	ALA
6	AF	68	PRO
8	AH	41	ARG
10	AJ	23	ILE
10	AJ	59	SER
11	AK	117	ASN
12	AL	23	LYS
12	AL	46	LYS
13	AM	48	LEU
13	AM	49	THR
13	AM	75	ALA

Continued on next page...

Continued from previous page...

Mol	Chain	Res	Type
14	AN	17	LYS
14	AN	28	GLY
15	AO	73	GLU
16	AP	43	LYS
17	AQ	34	LYS
18	AR	37	VAL
20	AT	71	THR
20	AT	99	LEU
21	AU	9	ARG
27	BC	79	LYS
27	BC	107	TRP
27	BC	144	THR
27	BC	151	GLU
27	BC	164	ARG
28	BD	191	ALA
28	BD	241	PRO
28	BD	268	ARG
29	BE	39	PRO
29	BE	66	HIS
29	BE	72	VAL
29	BE	94	GLU
29	BE	131	ALA
30	BF	14	PRO
30	BF	58	ALA
30	BF	69	HIS
31	BG	9	ARG
31	BG	10	LYS
31	BG	52	ILE
32	BH	13	LYS
32	BH	24	VAL
32	BH	41	MET
32	BH	97	ARG
32	BH	109	PHE
32	BH	154	PRO
32	BH	160	LYS
32	BH	170	ARG
33	BI	43	ASN
33	BI	94	ALA
33	BI	98	ALA
33	BI	111	PRO
33	BI	115	ALA
34	BN	40	PRO

Continued on next page...

Continued from previous page...

Mol	Chain	Res	Type
34	BN	60	ILE
34	BN	63	THR
34	BN	68	GLU
36	BP	19	VAL
36	BP	30	THR
36	BP	67	MET
36	BP	106	LEU
36	BP	141	ALA
37	BQ	6	ARG
37	BQ	48	GLU
37	BQ	54	MET
37	BQ	57	HIS
38	BR	10	LEU
38	BR	102	GLU
39	BS	24	LEU
39	BS	26	LEU
39	BS	54	LEU
39	BS	93	LYS
40	BT	3	ARG
40	BT	24	PRO
40	BT	56	GLY
40	BT	135	ALA
41	BU	54	LYS
41	BU	99	ALA
42	BV	49	THR
42	BV	54	GLY
43	BW	14	PRO
43	BW	44	ALA
44	BX	11	PRO
45	BY	37	VAL
45	BY	40	GLU
45	BY	48	ALA
46	BZ	64	GLY
46	BZ	65	GLN
46	BZ	81	ARG
46	BZ	141	VAL
46	BZ	163	LEU
48	B1	52	ARG
48	B1	74	VAL
48	B1	95	LEU
50	B3	50	VAL
50	B3	52	HIS

Continued on next page...

Continued from previous page...

Mol	Chain	Res	Type
50	B3	57	GLU
53	B6	44	ARG
54	B7	2	LYS
55	B8	31	HIS
55	B8	33	ASN
55	B8	47	LYS
55	B8	64	TYR
2	CB	77	ALA
2	CB	130	ARG
3	CC	18	TRP
3	CC	150	LYS
3	CC	154	SER
3	CC	156	ARG
3	CC	179	ARG
4	CD	13	ARG
4	CD	29	PRO
4	CD	131	ARG
4	CD	171	GLY
4	CD	208	SER
5	CE	21	ALA
5	CE	64	ARG
5	CE	108	ALA
8	CH	41	ARG
8	CH	105	ARG
9	CI	12	GLU
10	CJ	23	ILE
10	CJ	51	ARG
10	CJ	59	SER
12	CL	46	LYS
12	CL	80	HIS
13	CM	48	LEU
13	CM	64	TRP
13	CM	75	ALA
14	CN	17	LYS
14	CN	28	GLY
14	CN	59	ALA
16	CP	43	LYS
17	CQ	34	LYS
17	CQ	80	GLY
18	CR	37	VAL
20	CT	62	LEU
20	CT	71	THR

Continued on next page...

Continued from previous page...

Mol	Chain	Res	Type
20	CT	74	LYS
20	CT	97	ALA
27	DC	79	LYS
27	DC	107	TRP
27	DC	144	THR
27	DC	151	GLU
27	DC	164	ARG
28	DD	191	ALA
28	DD	241	PRO
28	DD	268	ARG
29	DE	39	PRO
29	DE	66	HIS
29	DE	72	VAL
29	DE	94	GLU
30	DF	14	PRO
30	DF	58	ALA
30	DF	69	HIS
31	DG	9	ARG
31	DG	10	LYS
31	DG	52	ILE
32	DH	13	LYS
32	DH	24	VAL
32	DH	97	ARG
32	DH	109	PHE
32	DH	154	PRO
32	DH	160	LYS
32	DH	170	ARG
33	DI	43	ASN
33	DI	94	ALA
33	DI	111	PRO
33	DI	115	ALA
34	DN	40	PRO
34	DN	60	ILE
34	DN	63	THR
34	DN	68	GLU
36	DP	19	VAL
36	DP	30	THR
36	DP	33	ARG
36	DP	38	GLN
36	DP	67	MET
36	DP	106	LEU
36	DP	141	ALA

Continued on next page...

Continued from previous page...

Mol	Chain	Res	Type
37	DQ	6	ARG
37	DQ	20	ALA
37	DQ	48	GLU
37	DQ	54	MET
37	DQ	57	HIS
38	DR	10	LEU
38	DR	102	GLU
39	DS	24	LEU
39	DS	26	LEU
39	DS	54	LEU
39	DS	78	LEU
39	DS	93	LYS
40	DT	2	ASN
40	DT	115	ARG
40	DT	132	LYS
41	DU	54	LYS
41	DU	99	ALA
42	DV	54	GLY
43	DW	14	PRO
43	DW	44	ALA
44	DX	11	PRO
45	DY	37	VAL
45	DY	40	GLU
45	DY	48	ALA
45	DY	67	LEU
46	DZ	64	GLY
46	DZ	65	GLN
46	DZ	81	ARG
46	DZ	141	VAL
46	DZ	163	LEU
48	D1	52	ARG
48	D1	74	VAL
48	D1	95	LEU
50	D3	50	VAL
50	D3	52	HIS
50	D3	57	GLU
53	D6	44	ARG
54	D7	2	LYS
55	D8	31	HIS
55	D8	33	ASN
55	D8	47	LYS
55	D8	64	TYR

Continued on next page...

Continued from previous page...

Mol	Chain	Res	Type
2	AB	110	GLN
2	AB	157	ARG
2	AB	216	SER
3	AC	18	TRP
3	AC	55	VAL
3	AC	60	ALA
3	AC	96	GLY
3	AC	101	LEU
3	AC	103	VAL
3	AC	179	ARG
4	AD	13	ARG
4	AD	195	ALA
5	AE	64	ARG
5	AE	104	ALA
5	AE	136	MET
5	AE	154	GLY
7	AG	7	ALA
9	AI	109	VAL
11	AK	27	ASN
11	AK	122	LYS
12	AL	79	GLU
12	AL	91	LYS
13	AM	100	GLY
14	AN	26	ARG
15	AO	79	ARG
17	AQ	80	GLY
17	AQ	96	GLU
19	AS	73	GLU
20	AT	74	LYS
20	AT	95	ALA
27	BC	132	GLY
27	BC	162	GLU
27	BC	166	ASP
27	BC	170	ALA
27	BC	184	LYS
27	BC	205	LYS
27	BC	213	TYR
27	BC	215	THR
28	BD	242	ARG
28	BD	272	ALA
30	BF	12	LEU
30	BF	19	GLU

Continued on next page...

Continued from previous page...

Mol	Chain	Res	Type
30	BF	84	VAL
30	BF	133	ASN
30	BF	138	GLU
31	BG	50	ALA
31	BG	55	LYS
31	BG	149	VAL
31	BG	165	THR
32	BH	14	GLY
32	BH	66	GLY
32	BH	84	SER
32	BH	85	LYS
33	BI	14	ASP
33	BI	122	GLU
34	BN	127	ASP
34	BN	129	PRO
35	BO	42	SER
36	BP	35	HIS
36	BP	43	GLY
36	BP	48	PRO
36	BP	102	ARG
36	BP	148	LEU
39	BS	14	VAL
40	BT	104	ASN
40	BT	115	ARG
40	BT	127	ALA
41	BU	74	LEU
41	BU	90	VAL
42	BV	3	ALA
42	BV	23	GLU
42	BV	40	LEU
43	BW	6	ILE
43	BW	63	ASP
43	BW	92	ARG
45	BY	50	ARG
45	BY	82	PRO
45	BY	100	ALA
46	BZ	73	GLN
46	BZ	117	LEU
46	BZ	130	PRO
46	BZ	138	GLU
46	BZ	152	ALA
46	BZ	166	SER

Continued on next page...

Continued from previous page...

Mol	Chain	Res	Type
47	B0	20	ARG
50	B3	30	ARG
50	B3	32	GLN
50	B3	51	ALA
51	B4	45	GLY
52	B5	35	GLU
53	B6	33	LYS
55	B8	7	HIS
55	B8	35	GLN
2	CB	78	GLN
2	CB	110	GLN
2	CB	157	ARG
3	CC	55	VAL
3	CC	60	ALA
3	CC	96	GLY
3	CC	101	LEU
3	CC	103	VAL
4	CD	15	GLU
4	CD	40	PRO
4	CD	123	HIS
4	CD	195	ALA
5	CE	8	GLU
5	CE	104	ALA
5	CE	154	GLY
7	CG	7	ALA
7	CG	31	MET
9	CI	109	VAL
11	CK	27	ASN
12	CL	23	LYS
12	CL	79	GLU
13	CM	49	THR
13	CM	60	VAL
14	CN	26	ARG
15	CO	33	THR
15	CO	73	GLU
15	CO	79	ARG
17	CQ	96	GLU
19	CS	5	LEU
19	CS	14	HIS
19	CS	73	GLU
20	CT	95	ALA
20	CT	99	LEU

Continued on next page...

Continued from previous page...

Mol	Chain	Res	Type
27	DC	132	GLY
27	DC	162	GLU
27	DC	166	ASP
27	DC	170	ALA
27	DC	184	LYS
27	DC	205	LYS
27	DC	213	TYR
27	DC	215	THR
28	DD	244	ARG
28	DD	272	ALA
29	DE	52	LEU
30	DF	12	LEU
30	DF	19	GLU
30	DF	84	VAL
30	DF	133	ASN
30	DF	138	GLU
31	DG	50	ALA
31	DG	55	LYS
31	DG	149	VAL
31	DG	165	THR
32	DH	14	GLY
32	DH	66	GLY
32	DH	84	SER
32	DH	85	LYS
33	DI	98	ALA
33	DI	122	GLU
34	DN	127	ASP
34	DN	129	PRO
35	DO	13	ASN
35	DO	103	ALA
35	DO	115	VAL
36	DP	43	GLY
36	DP	49	ARG
36	DP	102	ARG
36	DP	148	LEU
39	DS	14	VAL
40	DT	32	TYR
40	DT	35	LYS
40	DT	135	ALA
41	DU	74	LEU
41	DU	90	VAL
42	DV	3	ALA

Continued on next page...

Continued from previous page...

Mol	Chain	Res	Type
42	DV	23	GLU
43	DW	6	ILE
43	DW	63	ASP
43	DW	92	ARG
45	DY	55	TYR
45	DY	82	PRO
45	DY	100	ALA
46	DZ	73	GLN
46	DZ	117	LEU
46	DZ	130	PRO
46	DZ	138	GLU
46	DZ	152	ALA
46	DZ	166	SER
47	D0	20	ARG
47	D0	30	VAL
50	D3	30	ARG
50	D3	32	GLN
50	D3	51	ALA
51	D4	45	GLY
52	D5	35	GLU
53	D6	33	LYS
55	D8	7	HIS
55	D8	35	GLN
2	AB	22	LYS
2	AB	129	GLU
2	AB	158	LEU
3	AC	81	GLY
4	AD	5	ILE
4	AD	47	ARG
4	AD	123	HIS
5	AE	62	ALA
5	AE	128	PRO
6	AF	29	ALA
7	AG	31	MET
7	AG	100	ALA
8	AH	91	ARG
9	AI	34	ASN
11	AK	39	PRO
12	AL	62	SER
13	AM	3	ARG
13	AM	60	VAL
15	AO	33	THR

Continued on next page...

Continued from previous page...

Mol	Chain	Res	Type
19	AS	5	LEU
19	AS	14	HIS
19	AS	25	LYS
19	AS	44	MET
19	AS	61	TYR
20	AT	48	LYS
20	AT	52	ALA
27	BC	52	ARG
27	BC	64	LEU
29	BE	45	THR
29	BE	52	LEU
29	BE	61	ARG
29	BE	98	PRO
30	BF	20	LEU
30	BF	22	ALA
31	BG	17	PRO
31	BG	25	TYR
31	BG	145	THR
31	BG	168	GLU
32	BH	21	PRO
32	BH	90	LYS
33	BI	106	GLY
33	BI	132	PRO
34	BN	135	PRO
36	BP	149	GLU
38	BR	106	GLY
39	BS	89	ARG
40	BT	93	ARG
42	BV	35	LEU
43	BW	93	ALA
44	BX	9	LEU
45	BY	31	LEU
45	BY	55	TYR
45	BY	81	LYS
46	BZ	46	LYS
46	BZ	108	PRO
46	BZ	137	ILE
46	BZ	158	PRO
47	B0	30	VAL
47	B0	47	PRO
49	B2	18	PRO
50	B3	27	GLY

Continued on next page...

Continued from previous page...

Mol	Chain	Res	Type
50	B3	39	ASP
51	B4	61	VAL
51	B4	62	CYS
51	B4	65	CYS
53	B6	20	ASN
53	B6	31	PRO
55	B8	40	GLU
2	CB	129	GLU
2	CB	158	LEU
2	CB	216	SER
3	CC	81	GLY
4	CD	5	ILE
4	CD	47	ARG
5	CE	62	ALA
5	CE	128	PRO
5	CE	136	MET
6	CF	13	ASN
7	CG	100	ALA
8	CH	91	ARG
9	CI	34	ASN
10	CJ	82	ILE
12	CL	62	SER
13	CM	3	ARG
13	CM	81	LEU
18	CR	23	LYS
19	CS	61	TYR
27	DC	52	ARG
27	DC	64	LEU
29	DE	45	THR
29	DE	61	ARG
29	DE	98	PRO
30	DF	20	LEU
30	DF	22	ALA
31	DG	17	PRO
31	DG	25	TYR
31	DG	145	THR
31	DG	168	GLU
32	DH	21	PRO
32	DH	90	LYS
33	DI	14	ASP
33	DI	106	GLY
33	DI	132	PRO

Continued on next page...

Continued from previous page...

Mol	Chain	Res	Type
34	DN	134	ARG
34	DN	135	PRO
35	DO	49	ARG
35	DO	119	PRO
36	DP	48	PRO
36	DP	149	GLU
38	DR	106	GLY
39	DS	89	ARG
40	DT	34	VAL
42	DV	35	LEU
43	DW	93	ALA
44	DX	9	LEU
45	DY	31	LEU
45	DY	81	LYS
46	DZ	46	LYS
46	DZ	108	PRO
46	DZ	137	ILE
46	DZ	158	PRO
47	D0	47	PRO
49	D2	18	PRO
50	D3	27	GLY
51	D4	61	VAL
51	D4	62	CYS
51	D4	65	CYS
53	D6	20	ASN
53	D6	31	PRO
55	D8	40	GLU
3	AC	14	ILE
4	AD	7	PRO
4	AD	172	PRO
10	AJ	82	ILE
13	AM	4	ILE
13	AM	81	LEU
27	BC	26	ALA
27	BC	74	VAL
27	BC	197	GLU
30	BF	47	GLY
31	BG	153	ARG
32	BH	39	PRO
32	BH	45	VAL
32	BH	101	ARG
34	BN	134	ARG

Continued on next page...

Continued from previous page...

Mol	Chain	Res	Type
35	BO	51	ALA
36	BP	70	GLN
39	BS	42	ASP
39	BS	96	GLY
40	BT	7	ILE
41	BU	68	ALA
41	BU	112	ARG
43	BW	15	ARG
45	BY	29	GLU
46	BZ	110	GLY
52	B5	50	GLY
56	B9	25	VAL
2	CB	22	LYS
3	CC	14	ILE
4	CD	7	PRO
4	CD	172	PRO
6	CF	29	ALA
11	CK	39	PRO
12	CL	91	LYS
13	CM	4	ILE
14	CN	25	VAL
19	CS	44	MET
20	CT	52	ALA
27	DC	26	ALA
27	DC	74	VAL
27	DC	197	GLU
28	DD	11	PRO
30	DF	47	GLY
31	DG	153	ARG
32	DH	39	PRO
32	DH	45	VAL
32	DH	101	ARG
35	DO	110	GLY
35	DO	114	ILE
36	DP	70	GLN
38	DR	5	LYS
39	DS	42	ASP
39	DS	96	GLY
41	DU	68	ALA
41	DU	112	ARG
43	DW	15	ARG
45	DY	29	GLU

Continued on next page...

Continued from previous page...

Mol	Chain	Res	Type
46	DZ	105	VAL
46	DZ	110	GLY
49	D2	68	ARG
50	D3	39	ASP
52	D5	50	GLY
56	D9	25	VAL
2	AB	232	PRO
4	AD	56	VAL
11	AK	34	ASP
27	BC	49	ILE
27	BC	65	PRO
28	BD	238	GLY
29	BE	86	PRO
32	BH	17	VAL
39	BS	98	VAL
41	BU	9	VAL
42	BV	22	VAL
43	BW	59	VAL
46	BZ	105	VAL
46	BZ	161	VAL
49	B2	17	SER
2	CB	232	PRO
11	CK	34	ASP
27	DC	49	ILE
27	DC	65	PRO
28	DD	238	GLY
29	DE	86	PRO
32	DH	17	VAL
39	DS	98	VAL
41	DU	9	VAL
42	DV	22	VAL
43	DW	59	VAL
46	DZ	161	VAL
49	D2	17	SER
6	AF	67	MET
7	AG	42	ILE
12	AL	121	GLY
14	AN	25	VAL
17	AQ	19	VAL
27	BC	19	VAL
27	BC	62	VAL
33	BI	144	VAL

Continued on next page...

Continued from previous page...

Mol	Chain	Res	Type
34	BN	125	GLY
35	BO	22	ILE
41	BU	8	VAL
46	BZ	114	GLY
4	CD	56	VAL
13	CM	7	VAL
20	CT	96	GLY
27	DC	19	VAL
33	DI	144	VAL
34	DN	125	GLY
35	DO	4	PRO
41	DU	8	VAL
46	DZ	114	GLY
9	AI	90	PRO
13	AM	7	VAL
15	AO	75	PRO
20	AT	96	GLY
27	BC	145	VAL
27	BC	200	LYS
28	BD	34	VAL
29	BE	130	GLY
32	BH	120	GLY
37	BQ	78	PRO
46	BZ	37	VAL
3	CC	174	PRO
4	CD	178	VAL
7	CG	42	ILE
12	CL	121	GLY
15	CO	75	PRO
17	CQ	19	VAL
27	DC	62	VAL
27	DC	145	VAL
27	DC	200	LYS
28	DD	34	VAL
29	DE	130	GLY
32	DH	120	GLY
37	DQ	78	PRO
46	DZ	37	VAL
5	AE	11	ILE
16	AP	15	PRO
28	BD	36	PRO
28	BD	127	VAL

Continued on next page...

Continued from previous page...

Mol	Chain	Res	Type
35	BO	43	VAL
36	BP	63	PRO
39	BS	91	PRO
40	BT	20	PRO
46	BZ	146	ILE
5	CE	11	ILE
16	CP	15	PRO
28	DD	36	PRO
28	DD	127	VAL
28	DD	228	PRO
36	DP	63	PRO
39	DS	91	PRO
46	DZ	146	ILE
4	AD	92	VAL
20	AT	98	PRO
28	BD	228	PRO
39	BS	46	VAL
45	BY	98	VAL
46	BZ	116	VAL
9	CI	90	PRO
20	CT	98	PRO
27	DC	22	ILE
39	DS	46	VAL
45	DY	52	SER
45	DY	98	VAL
46	DZ	116	VAL
34	BN	126	PRO
34	DN	126	PRO

5.3.2 Protein sidechains [i](#)

In the following table, the Percentiles column shows the percent sidechain outliers of the chain as a percentile score with respect to all X-ray entries followed by that with respect to entries of similar resolution.

The Analysed column shows the number of residues for which the sidechain conformation was analysed, and the total number of residues.

Mol	Chain	Analysed	Rotameric	Outliers	Percentiles
2	AB	202/220 (92%)	177 (88%)	25 (12%)	4 24
2	CB	202/220 (92%)	179 (89%)	23 (11%)	5 26
3	AC	160/188 (85%)	149 (93%)	11 (7%)	15 45

Continued on next page...

Continued from previous page...

Mol	Chain	Analysed	Rotameric	Outliers	Percentiles	
3	CC	160/188 (85%)	149 (93%)	11 (7%)	15	45
4	AD	180/181 (99%)	161 (89%)	19 (11%)	6	29
4	CD	180/181 (99%)	161 (89%)	19 (11%)	6	29
5	AE	115/123 (94%)	101 (88%)	14 (12%)	5	24
5	CE	115/123 (94%)	101 (88%)	14 (12%)	5	24
6	AF	90/90 (100%)	83 (92%)	7 (8%)	12	41
6	CF	90/90 (100%)	85 (94%)	5 (6%)	21	51
7	AG	126/127 (99%)	117 (93%)	9 (7%)	14	44
7	CG	126/127 (99%)	117 (93%)	9 (7%)	14	44
8	AH	119/119 (100%)	112 (94%)	7 (6%)	19	49
8	CH	119/119 (100%)	110 (92%)	9 (8%)	13	42
9	AI	98/99 (99%)	86 (88%)	12 (12%)	5	24
9	CI	98/99 (99%)	83 (85%)	15 (15%)	2	17
10	AJ	88/92 (96%)	76 (86%)	12 (14%)	3	22
10	CJ	88/92 (96%)	77 (88%)	11 (12%)	4	23
11	AK	90/99 (91%)	82 (91%)	8 (9%)	9	36
11	CK	90/99 (91%)	82 (91%)	8 (9%)	9	36
12	AL	104/109 (95%)	94 (90%)	10 (10%)	8	32
12	CL	104/109 (95%)	92 (88%)	12 (12%)	5	26
13	AM	99/101 (98%)	81 (82%)	18 (18%)	1	11
13	CM	99/101 (98%)	83 (84%)	16 (16%)	2	16
14	AN	49/50 (98%)	40 (82%)	9 (18%)	1	11
14	CN	49/50 (98%)	42 (86%)	7 (14%)	3	20
15	AO	79/80 (99%)	73 (92%)	6 (8%)	13	42
15	CO	79/80 (99%)	73 (92%)	6 (8%)	13	42
16	AP	72/74 (97%)	64 (89%)	8 (11%)	6	27
16	CP	72/74 (97%)	66 (92%)	6 (8%)	11	39
17	AQ	94/97 (97%)	85 (90%)	9 (10%)	8	32
17	CQ	94/97 (97%)	87 (93%)	7 (7%)	13	43
18	AR	61/77 (79%)	57 (93%)	4 (7%)	16	46
18	CR	61/77 (79%)	57 (93%)	4 (7%)	16	46

Continued on next page...

Continued from previous page...

Mol	Chain	Analysed	Rotameric	Outliers	Percentiles	
19	AS	69/80 (86%)	58 (84%)	11 (16%)	2	17
19	CS	69/80 (86%)	58 (84%)	11 (16%)	2	17
20	AT	76/82 (93%)	71 (93%)	5 (7%)	16	46
20	CT	76/82 (93%)	69 (91%)	7 (9%)	9	34
21	AU	19/22 (86%)	18 (95%)	1 (5%)	22	52
21	CU	19/22 (86%)	14 (74%)	5 (26%)	0	4
27	BC	61/181 (34%)	56 (92%)	5 (8%)	11	40
27	DC	61/181 (34%)	56 (92%)	5 (8%)	11	40
28	BD	213/218 (98%)	179 (84%)	34 (16%)	2	16
28	DD	213/218 (98%)	180 (84%)	33 (16%)	2	17
29	BE	165/166 (99%)	140 (85%)	25 (15%)	3	17
29	DE	165/166 (99%)	139 (84%)	26 (16%)	2	17
30	BF	165/166 (99%)	146 (88%)	19 (12%)	5	26
30	DF	165/166 (99%)	146 (88%)	19 (12%)	5	26
31	BG	155/156 (99%)	138 (89%)	17 (11%)	6	28
31	DG	155/156 (99%)	138 (89%)	17 (11%)	6	28
32	BH	132/148 (89%)	119 (90%)	13 (10%)	8	31
32	DH	132/148 (89%)	119 (90%)	13 (10%)	8	31
33	BI	122/124 (98%)	102 (84%)	20 (16%)	2	15
33	DI	122/124 (98%)	107 (88%)	15 (12%)	4	24
34	BN	117/119 (98%)	96 (82%)	21 (18%)	2	12
34	DN	117/119 (98%)	96 (82%)	21 (18%)	2	12
35	BO	100/100 (100%)	92 (92%)	8 (8%)	12	41
35	DO	100/100 (100%)	83 (83%)	17 (17%)	2	14
36	BP	112/116 (97%)	86 (77%)	26 (23%)	1	6
36	DP	112/116 (97%)	89 (80%)	23 (20%)	1	8
37	BQ	111/111 (100%)	96 (86%)	15 (14%)	4	22
37	DQ	111/111 (100%)	94 (85%)	17 (15%)	2	17
38	BR	100/101 (99%)	87 (87%)	13 (13%)	4	23
38	DR	100/101 (99%)	87 (87%)	13 (13%)	4	23
39	BS	77/88 (88%)	66 (86%)	11 (14%)	3	20

Continued on next page...

Continued from previous page...

Mol	Chain	Analysed	Rotameric	Outliers	Percentiles	
39	DS	77/88 (88%)	67 (87%)	10 (13%)	4	23
40	BT	120/127 (94%)	90 (75%)	30 (25%)	0	4
40	DT	120/127 (94%)	85 (71%)	35 (29%)	0	2
41	BU	92/94 (98%)	85 (92%)	7 (8%)	13	42
41	DU	92/94 (98%)	85 (92%)	7 (8%)	13	42
42	BV	82/82 (100%)	72 (88%)	10 (12%)	5	24
42	DV	82/82 (100%)	72 (88%)	10 (12%)	5	24
43	BW	91/92 (99%)	82 (90%)	9 (10%)	8	31
43	DW	91/92 (99%)	81 (89%)	10 (11%)	6	28
44	BX	74/78 (95%)	67 (90%)	7 (10%)	8	33
44	DX	74/78 (95%)	67 (90%)	7 (10%)	8	33
45	BY	84/91 (92%)	72 (86%)	12 (14%)	3	20
45	DY	84/91 (92%)	70 (83%)	14 (17%)	2	15
46	BZ	155/179 (87%)	138 (89%)	17 (11%)	6	28
46	DZ	155/179 (87%)	137 (88%)	18 (12%)	5	26
47	B0	66/67 (98%)	58 (88%)	8 (12%)	5	24
47	D0	66/67 (98%)	58 (88%)	8 (12%)	5	24
48	B1	78/83 (94%)	67 (86%)	11 (14%)	3	21
48	D1	78/83 (94%)	67 (86%)	11 (14%)	3	21
49	B2	66/67 (98%)	55 (83%)	11 (17%)	2	15
49	D2	66/67 (98%)	55 (83%)	11 (17%)	2	15
50	B3	51/52 (98%)	49 (96%)	2 (4%)	32	59
50	D3	51/52 (98%)	49 (96%)	2 (4%)	32	59
51	B4	27/63 (43%)	24 (89%)	3 (11%)	6	27
51	D4	27/63 (43%)	24 (89%)	3 (11%)	6	27
52	B5	51/52 (98%)	45 (88%)	6 (12%)	5	25
52	D5	51/52 (98%)	45 (88%)	6 (12%)	5	25
53	B6	43/52 (83%)	32 (74%)	11 (26%)	0	4
53	D6	43/52 (83%)	32 (74%)	11 (26%)	0	4
54	B7	41/42 (98%)	37 (90%)	4 (10%)	8	31
54	D7	41/42 (98%)	37 (90%)	4 (10%)	8	31

Continued on next page...

Continued from previous page...

Mol	Chain	Analysed	Rotameric	Outliers	Percentiles	
55	B8	53/55 (96%)	44 (83%)	9 (17%)	2	14
55	D8	53/55 (96%)	43 (81%)	10 (19%)	1	10
56	B9	33/34 (97%)	30 (91%)	3 (9%)	9	35
56	D9	33/34 (97%)	30 (91%)	3 (9%)	9	35
All	All	9654/10428 (93%)	8458 (88%)	1196 (12%)	4	24

All (1196) residues with a non-rotameric sidechain are listed below:

Mol	Chain	Res	Type
2	AB	15	VAL
2	AB	16	HIS
2	AB	17	PHE
2	AB	20	GLU
2	AB	24	TRP
2	AB	36	ARG
2	AB	44	LEU
2	AB	45	GLN
2	AB	69	LEU
2	AB	74	LYS
2	AB	80	ILE
2	AB	92	TYR
2	AB	110	GLN
2	AB	119	GLU
2	AB	137	ARG
2	AB	140	HIS
2	AB	145	LEU
2	AB	155	LEU
2	AB	163	PHE
2	AB	178	ARG
2	AB	187	LEU
2	AB	189	ASP
2	AB	196	LEU
2	AB	206	ASP
2	AB	212	GLN
3	AC	12	LEU
3	AC	16	ARG
3	AC	29	TYR
3	AC	34	LEU
3	AC	69	HIS
3	AC	94	LEU
3	AC	98	ASN

Continued on next page...

Continued from previous page...

Mol	Chain	Res	Type
3	AC	104	GLN
3	AC	127	ARG
3	AC	156	ARG
3	AC	192	THR
4	AD	3	ARG
4	AD	7	PRO
4	AD	9	CYS
4	AD	11	LEU
4	AD	12	CYS
4	AD	15	GLU
4	AD	26	CYS
4	AD	49	ARG
4	AD	53	ASP
4	AD	58	LEU
4	AD	110	PHE
4	AD	112	VAL
4	AD	122	ARG
4	AD	131	ARG
4	AD	135	LEU
4	AD	153	ARG
4	AD	162	LEU
4	AD	196	LEU
4	AD	200	GLU
5	AE	10	MET
5	AE	18	ARG
5	AE	28	PHE
5	AE	31	LEU
5	AE	41	VAL
5	AE	45	PHE
5	AE	51	VAL
5	AE	56	GLN
5	AE	68	GLU
5	AE	79	GLU
5	AE	101	ILE
5	AE	126	ARG
5	AE	128	PRO
5	AE	147	ASP
6	AF	13	ASN
6	AF	36	ARG
6	AF	54	LYS
6	AF	63	TYR
6	AF	69	GLU

Continued on next page...

Continued from previous page...

Mol	Chain	Res	Type
6	AF	82	ARG
6	AF	98	LEU
7	AG	43	PHE
7	AG	52	GLU
7	AG	58	PRO
7	AG	60	LYS
7	AG	79	ARG
7	AG	88	PRO
7	AG	113	GLU
7	AG	114	ARG
7	AG	124	LEU
8	AH	1	MET
8	AH	52	ASP
8	AH	65	TYR
8	AH	82	HIS
8	AH	85	ARG
8	AH	104	ARG
8	AH	127	LEU
9	AI	4	TYR
9	AI	10	ARG
9	AI	20	ARG
9	AI	31	GLN
9	AI	38	GLN
9	AI	92	TYR
9	AI	95	LYS
9	AI	101	PHE
9	AI	104	ARG
9	AI	114	TYR
9	AI	121	ARG
9	AI	125	TYR
10	AJ	13	HIS
10	AJ	22	LYS
10	AJ	40	LEU
10	AJ	45	ARG
10	AJ	47	PHE
10	AJ	50	ILE
10	AJ	62	HIS
10	AJ	63	PHE
10	AJ	80	LYS
10	AJ	86	MET
10	AJ	90	LEU
10	AJ	96	ILE

Continued on next page...

Continued from previous page...

Mol	Chain	Res	Type
11	AK	32	ILE
11	AK	39	PRO
11	AK	51	LYS
11	AK	81	ASP
11	AK	84	VAL
11	AK	103	LEU
11	AK	116	HIS
11	AK	125	PHE
12	AL	6	THR
12	AL	12	ARG
12	AL	24	VAL
12	AL	43	VAL
12	AL	52	LEU
12	AL	62	SER
12	AL	80	HIS
12	AL	84	LEU
12	AL	85	ILE
12	AL	89	ARG
13	AM	14	ARG
13	AM	17	VAL
13	AM	47	ASP
13	AM	48	LEU
13	AM	56	LEU
13	AM	64	TRP
13	AM	65	LYS
13	AM	66	LEU
13	AM	69	GLU
13	AM	70	LEU
13	AM	82	MET
13	AM	92	HIS
13	AM	98	VAL
13	AM	99	ARG
13	AM	102	ARG
13	AM	108	ARG
13	AM	111	LYS
13	AM	115	LYS
14	AN	3	ARG
14	AN	12	ARG
14	AN	14	PRO
14	AN	33	VAL
14	AN	34	TYR
14	AN	37	PHE

Continued on next page...

Continued from previous page...

Mol	Chain	Res	Type
14	AN	41	ARG
14	AN	44	LEU
14	AN	50	LYS
15	AO	3	ILE
15	AO	10	LYS
15	AO	41	GLU
15	AO	54	ARG
15	AO	65	ARG
15	AO	82	ILE
16	AP	1	MET
16	AP	26	ARG
16	AP	27	LYS
16	AP	45	THR
16	AP	53	VAL
16	AP	65	GLN
16	AP	67	THR
16	AP	69	THR
17	AQ	6	LEU
17	AQ	9	VAL
17	AQ	19	VAL
17	AQ	35	VAL
17	AQ	38	ARG
17	AQ	52	LYS
17	AQ	60	ILE
17	AQ	68	ARG
17	AQ	69	LYS
18	AR	31	LEU
18	AR	32	ARG
18	AR	36	ASN
18	AR	87	ARG
19	AS	6	LYS
19	AS	7	LYS
19	AS	13	ASP
19	AS	14	HIS
19	AS	27	GLU
19	AS	29	ARG
19	AS	33	THR
19	AS	37	ARG
19	AS	43	GLU
19	AS	44	MET
19	AS	49	ILE
20	AT	16	HIS

Continued on next page...

Continued from previous page...

Mol	Chain	Res	Type
20	AT	42	GLN
20	AT	73	HIS
20	AT	75	ASN
20	AT	93	GLU
21	AU	15	ARG
27	BC	24	GLU
27	BC	36	LYS
27	BC	56	GLN
27	BC	77	ILE
27	BC	94	VAL
28	BD	10	THR
28	BD	18	VAL
28	BD	24	ILE
28	BD	26	LYS
28	BD	33	LEU
28	BD	44	ASN
28	BD	46	GLN
28	BD	49	ILE
28	BD	61	LEU
28	BD	64	ILE
28	BD	65	ILE
28	BD	91	ARG
28	BD	92	ILE
28	BD	94	LEU
28	BD	103	ARG
28	BD	104	TYR
28	BD	111	LEU
28	BD	113	VAL
28	BD	122	ASP
28	BD	131	LEU
28	BD	166	GLN
28	BD	168	ARG
28	BD	192	THR
28	BD	193	VAL
28	BD	211	ARG
28	BD	213	ARG
28	BD	218	ARG
28	BD	221	VAL
28	BD	228	PRO
28	BD	229	VAL
28	BD	244	ARG
28	BD	257	LEU

Continued on next page...

Continued from previous page...

Mol	Chain	Res	Type
28	BD	260	ARG
28	BD	271	ILE
29	BE	1	MET
29	BE	9	VAL
29	BE	16	ARG
29	BE	18	ASP
29	BE	33	VAL
29	BE	40	GLU
29	BE	49	LEU
29	BE	52	LEU
29	BE	66	HIS
29	BE	67	PHE
29	BE	76	ARG
29	BE	78	LEU
29	BE	79	ARG
29	BE	86	PRO
29	BE	89	ASP
29	BE	101	ARG
29	BE	118	LYS
29	BE	119	ARG
29	BE	134	ILE
29	BE	144	ARG
29	BE	154	LYS
29	BE	169	ASN
29	BE	179	GLU
29	BE	202	LYS
29	BE	203	LYS
30	BF	2	LYS
30	BF	3	GLU
30	BF	19	GLU
30	BF	57	VAL
30	BF	59	TYR
30	BF	67	GLN
30	BF	78	ILE
30	BF	95	ARG
30	BF	96	ASP
30	BF	110	LEU
30	BF	112	MET
30	BF	125	LEU
30	BF	140	LEU
30	BF	149	ASP
30	BF	160	ASN

Continued on next page...

Continued from previous page...

Mol	Chain	Res	Type
30	BF	164	ARG
30	BF	171	PRO
30	BF	192	LEU
30	BF	202	PHE
31	BG	4	ASP
31	BG	16	ARG
31	BG	21	ARG
31	BG	22	ARG
31	BG	40	ASN
31	BG	48	GLU
31	BG	58	GLN
31	BG	70	VAL
31	BG	87	PRO
31	BG	101	ILE
31	BG	113	ARG
31	BG	117	PHE
31	BG	143	GLU
31	BG	147	ASP
31	BG	148	MET
31	BG	159	VAL
31	BG	162	THR
32	BH	21	PRO
32	BH	25	LYS
32	BH	41	MET
32	BH	46	GLU
32	BH	54	ARG
32	BH	86	GLU
32	BH	103	LEU
32	BH	109	PHE
32	BH	111	HIS
32	BH	139	GLN
32	BH	153	LYS
32	BH	157	TYR
32	BH	170	ARG
33	BI	38	LEU
33	BI	47	LEU
33	BI	50	ARG
33	BI	51	ILE
33	BI	52	ARG
33	BI	54	GLN
33	BI	56	LYS
33	BI	61	ARG

Continued on next page...

Continued from previous page...

Mol	Chain	Res	Type
33	BI	72	LEU
33	BI	75	LEU
33	BI	77	LEU
33	BI	82	ARG
33	BI	96	ASP
33	BI	113	ARG
33	BI	118	LYS
33	BI	122	GLU
33	BI	129	THR
33	BI	134	PRO
33	BI	136	VAL
33	BI	138	ILE
34	BN	4	TYR
34	BN	12	ARG
34	BN	15	LEU
34	BN	22	THR
34	BN	23	LEU
34	BN	25	ARG
34	BN	38	HIS
34	BN	39	ARG
34	BN	42	TRP
34	BN	45	ASN
34	BN	48	MET
34	BN	55	VAL
34	BN	63	THR
34	BN	68	GLU
34	BN	78	TYR
34	BN	87	LEU
34	BN	108	PRO
34	BN	119	ARG
34	BN	121	LYS
34	BN	134	ARG
34	BN	136	GLU
35	BO	14	THR
35	BO	20	MET
35	BO	24	VAL
35	BO	37	ASP
35	BO	38	VAL
35	BO	78	ARG
35	BO	89	ASN
35	BO	91	LEU
36	BP	6	LEU

Continued on next page...

Continued from previous page...

Mol	Chain	Res	Type
36	BP	9	ASN
36	BP	13	ASN
36	BP	16	ARG
36	BP	18	ARG
36	BP	29	LYS
36	BP	30	THR
36	BP	39	LYS
36	BP	40	SER
36	BP	41	ARG
36	BP	52	GLU
36	BP	55	ARG
36	BP	57	THR
36	BP	61	ARG
36	BP	64	LYS
36	BP	67	MET
36	BP	81	GLN
36	BP	85	LEU
36	BP	91	PHE
36	BP	98	GLU
36	BP	105	LEU
36	BP	108	LYS
36	BP	114	ILE
36	BP	125	VAL
36	BP	128	HIS
36	BP	135	LEU
37	BQ	1	MET
37	BQ	5	ARG
37	BQ	6	ARG
37	BQ	17	LEU
37	BQ	45	GLN
37	BQ	51	ARG
37	BQ	54	MET
37	BQ	55	VAL
37	BQ	56	ARG
37	BQ	79	LEU
37	BQ	81	VAL
37	BQ	110	THR
37	BQ	111	GLU
37	BQ	131	ILE
37	BQ	134	ARG
38	BR	2	ARG
38	BR	5	LYS

Continued on next page...

Continued from previous page...

Mol	Chain	Res	Type
38	BR	8	ARG
38	BR	17	ARG
38	BR	18	LEU
38	BR	33	ARG
38	BR	51	LEU
38	BR	56	LYS
38	BR	60	LEU
38	BR	79	LEU
38	BR	80	PHE
38	BR	94	TYR
38	BR	104	ARG
39	BS	12	PHE
39	BS	18	ILE
39	BS	29	PHE
39	BS	31	SER
39	BS	36	TYR
39	BS	56	LEU
39	BS	89	ARG
39	BS	92	TYR
39	BS	97	ARG
39	BS	101	LEU
39	BS	103	GLU
40	BT	3	ARG
40	BT	6	LEU
40	BT	11	GLU
40	BT	12	SER
40	BT	15	VAL
40	BT	16	ARG
40	BT	18	ASP
40	BT	19	LEU
40	BT	26	ASP
40	BT	27	THR
40	BT	28	VAL
40	BT	31	SER
40	BT	33	LYS
40	BT	36	GLU
40	BT	41	ARG
40	BT	42	ILE
40	BT	48	ILE
40	BT	53	ARG
40	BT	60	THR
40	BT	64	ARG

Continued on next page...

Continued from previous page...

Mol	Chain	Res	Type
40	BT	74	ARG
40	BT	75	ILE
40	BT	78	LEU
40	BT	83	ILE
40	BT	84	GLN
40	BT	99	LEU
40	BT	102	ILE
40	BT	123	GLN
40	BT	128	GLU
40	BT	134	GLU
41	BU	15	LYS
41	BU	44	ASN
41	BU	49	HIS
41	BU	60	LEU
41	BU	79	PHE
41	BU	92	ARG
41	BU	104	GLN
42	BV	18	LEU
42	BV	19	LYS
42	BV	21	ARG
42	BV	39	LEU
42	BV	40	LEU
42	BV	66	ARG
42	BV	68	LYS
42	BV	82	ARG
42	BV	91	TYR
42	BV	99	ILE
43	BW	11	ARG
43	BW	51	LEU
43	BW	60	ASN
43	BW	61	ASN
43	BW	63	ASP
43	BW	70	TYR
43	BW	75	TYR
43	BW	76	VAL
43	BW	107	LEU
44	BX	49	VAL
44	BX	52	VAL
44	BX	57	LEU
44	BX	68	ARG
44	BX	76	ARG
44	BX	80	ILE

Continued on next page...

Continued from previous page...

Mol	Chain	Res	Type
44	BX	83	VAL
45	BY	2	ARG
45	BY	6	HIS
45	BY	7	VAL
45	BY	28	LYS
45	BY	32	PRO
45	BY	47	LYS
45	BY	50	ARG
45	BY	62	GLU
45	BY	77	PRO
45	BY	89	PHE
45	BY	96	ILE
45	BY	97	ARG
46	BZ	3	TYR
46	BZ	9	TYR
46	BZ	11	GLU
46	BZ	23	LYS
46	BZ	53	ILE
46	BZ	67	LEU
46	BZ	80	ARG
46	BZ	85	HIS
46	BZ	86	VAL
46	BZ	89	PHE
46	BZ	99	TYR
46	BZ	121	HIS
46	BZ	128	VAL
46	BZ	145	GLU
46	BZ	150	LEU
46	BZ	154	ASP
46	BZ	168	GLU
47	B0	3	HIS
47	B0	20	ARG
47	B0	25	ARG
47	B0	53	MET
47	B0	55	ARG
47	B0	70	GLN
47	B0	80	HIS
47	B0	84	LEU
48	B1	25	LYS
48	B1	35	THR
48	B1	40	ARG
48	B1	46	LEU

Continued on next page...

Continued from previous page...

Mol	Chain	Res	Type
48	B1	58	ILE
48	B1	59	THR
48	B1	61	ARG
48	B1	72	GLU
48	B1	80	LEU
48	B1	82	LEU
48	B1	94	LEU
49	B2	2	LYS
49	B2	7	ARG
49	B2	32	LEU
49	B2	43	GLN
49	B2	44	LEU
49	B2	47	ASN
49	B2	48	HIS
49	B2	52	ASP
49	B2	53	LEU
49	B2	64	LEU
49	B2	68	ARG
50	B3	17	LYS
50	B3	37	LEU
51	B4	46	ASN
51	B4	48	ILE
51	B4	56	GLU
52	B5	4	HIS
52	B5	11	THR
52	B5	37	LYS
52	B5	40	LYS
52	B5	48	GLU
52	B5	56	LYS
53	B6	10	LEU
53	B6	11	LEU
53	B6	12	GLU
53	B6	18	ARG
53	B6	19	ARG
53	B6	20	ASN
53	B6	31	PRO
53	B6	36	LEU
53	B6	42	TRP
53	B6	45	LYS
53	B6	46	HIS
54	B7	1	MET
54	B7	4	THR

Continued on next page...

Continued from previous page...

Mol	Chain	Res	Type
54	B7	10	ARG
54	B7	41	ARG
55	B8	8	LYS
55	B8	30	ARG
55	B8	31	HIS
55	B8	32	LEU
55	B8	34	TRP
55	B8	41	ILE
55	B8	44	LYS
55	B8	49	VAL
55	B8	61	LEU
56	B9	2	LYS
56	B9	28	GLU
56	B9	33	LYS
2	CB	15	VAL
2	CB	17	PHE
2	CB	20	GLU
2	CB	24	TRP
2	CB	36	ARG
2	CB	44	LEU
2	CB	45	GLN
2	CB	69	LEU
2	CB	74	LYS
2	CB	80	ILE
2	CB	92	TYR
2	CB	110	GLN
2	CB	119	GLU
2	CB	137	ARG
2	CB	145	LEU
2	CB	155	LEU
2	CB	163	PHE
2	CB	178	ARG
2	CB	187	LEU
2	CB	189	ASP
2	CB	196	LEU
2	CB	206	ASP
2	CB	212	GLN
3	CC	12	LEU
3	CC	16	ARG
3	CC	29	TYR
3	CC	34	LEU
3	CC	69	HIS

Continued on next page...

Continued from previous page...

Mol	Chain	Res	Type
3	CC	94	LEU
3	CC	98	ASN
3	CC	104	GLN
3	CC	127	ARG
3	CC	156	ARG
3	CC	192	THR
4	CD	3	ARG
4	CD	7	PRO
4	CD	9	CYS
4	CD	11	LEU
4	CD	12	CYS
4	CD	15	GLU
4	CD	26	CYS
4	CD	49	ARG
4	CD	53	ASP
4	CD	58	LEU
4	CD	110	PHE
4	CD	112	VAL
4	CD	122	ARG
4	CD	131	ARG
4	CD	135	LEU
4	CD	153	ARG
4	CD	162	LEU
4	CD	196	LEU
4	CD	200	GLU
5	CE	10	MET
5	CE	18	ARG
5	CE	28	PHE
5	CE	31	LEU
5	CE	41	VAL
5	CE	45	PHE
5	CE	51	VAL
5	CE	56	GLN
5	CE	71	LEU
5	CE	72	GLN
5	CE	79	GLU
5	CE	101	ILE
5	CE	126	ARG
5	CE	147	ASP
6	CF	46	ARG
6	CF	63	TYR
6	CF	69	GLU

Continued on next page...

Continued from previous page...

Mol	Chain	Res	Type
6	CF	82	ARG
6	CF	98	LEU
7	CG	43	PHE
7	CG	52	GLU
7	CG	58	PRO
7	CG	60	LYS
7	CG	79	ARG
7	CG	88	PRO
7	CG	113	GLU
7	CG	114	ARG
7	CG	124	LEU
8	CH	1	MET
8	CH	18	ARG
8	CH	52	ASP
8	CH	63	LEU
8	CH	65	TYR
8	CH	82	HIS
8	CH	85	ARG
8	CH	104	ARG
8	CH	127	LEU
9	CI	4	TYR
9	CI	10	ARG
9	CI	20	ARG
9	CI	31	GLN
9	CI	38	GLN
9	CI	89	ASN
9	CI	92	TYR
9	CI	95	LYS
9	CI	101	PHE
9	CI	107	ARG
9	CI	114	TYR
9	CI	116	LYS
9	CI	118	LYS
9	CI	121	ARG
9	CI	125	TYR
10	CJ	13	HIS
10	CJ	22	LYS
10	CJ	40	LEU
10	CJ	45	ARG
10	CJ	47	PHE
10	CJ	50	ILE
10	CJ	62	HIS

Continued on next page...

Continued from previous page...

Mol	Chain	Res	Type
10	CJ	63	PHE
10	CJ	80	LYS
10	CJ	86	MET
10	CJ	96	ILE
11	CK	32	ILE
11	CK	39	PRO
11	CK	51	LYS
11	CK	81	ASP
11	CK	84	VAL
11	CK	103	LEU
11	CK	116	HIS
11	CK	125	PHE
12	CL	6	THR
12	CL	24	VAL
12	CL	28	LYS
12	CL	33	ARG
12	CL	43	VAL
12	CL	52	LEU
12	CL	62	SER
12	CL	80	HIS
12	CL	84	LEU
12	CL	85	ILE
12	CL	89	ARG
12	CL	106	ASP
13	CM	14	ARG
13	CM	17	VAL
13	CM	47	ASP
13	CM	48	LEU
13	CM	56	LEU
13	CM	64	TRP
13	CM	65	LYS
13	CM	67	GLU
13	CM	69	GLU
13	CM	70	LEU
13	CM	77	ASN
13	CM	82	MET
13	CM	92	HIS
13	CM	99	ARG
13	CM	108	ARG
13	CM	115	LYS
14	CN	3	ARG
14	CN	12	ARG

Continued on next page...

Continued from previous page...

Mol	Chain	Res	Type
14	CN	14	PRO
14	CN	33	VAL
14	CN	37	PHE
14	CN	44	LEU
14	CN	50	LYS
15	CO	3	ILE
15	CO	10	LYS
15	CO	41	GLU
15	CO	54	ARG
15	CO	65	ARG
15	CO	82	ILE
16	CP	1	MET
16	CP	27	LYS
16	CP	45	THR
16	CP	53	VAL
16	CP	67	THR
16	CP	69	THR
17	CQ	6	LEU
17	CQ	9	VAL
17	CQ	19	VAL
17	CQ	35	VAL
17	CQ	38	ARG
17	CQ	52	LYS
17	CQ	60	ILE
18	CR	31	LEU
18	CR	32	ARG
18	CR	36	ASN
18	CR	87	ARG
19	CS	6	LYS
19	CS	7	LYS
19	CS	13	ASP
19	CS	14	HIS
19	CS	27	GLU
19	CS	29	ARG
19	CS	33	THR
19	CS	37	ARG
19	CS	43	GLU
19	CS	44	MET
19	CS	49	ILE
20	CT	16	HIS
20	CT	42	GLN
20	CT	50	GLU

Continued on next page...

Continued from previous page...

Mol	Chain	Res	Type
20	CT	73	HIS
20	CT	75	ASN
20	CT	85	MET
20	CT	93	GLU
21	CU	7	ARG
21	CU	8	THR
21	CU	10	ARG
21	CU	12	LYS
21	CU	15	ARG
27	DC	24	GLU
27	DC	36	LYS
27	DC	56	GLN
27	DC	77	ILE
27	DC	94	VAL
28	DD	9	TYR
28	DD	10	THR
28	DD	18	VAL
28	DD	24	ILE
28	DD	26	LYS
28	DD	33	LEU
28	DD	44	ASN
28	DD	46	GLN
28	DD	49	ILE
28	DD	61	LEU
28	DD	64	ILE
28	DD	65	ILE
28	DD	91	ARG
28	DD	92	ILE
28	DD	94	LEU
28	DD	103	ARG
28	DD	111	LEU
28	DD	113	VAL
28	DD	122	ASP
28	DD	131	LEU
28	DD	166	GLN
28	DD	168	ARG
28	DD	192	THR
28	DD	193	VAL
28	DD	211	ARG
28	DD	213	ARG
28	DD	218	ARG
28	DD	221	VAL

Continued on next page...

Continued from previous page...

Mol	Chain	Res	Type
28	DD	228	PRO
28	DD	229	VAL
28	DD	257	LEU
28	DD	260	ARG
28	DD	271	ILE
29	DE	1	MET
29	DE	9	VAL
29	DE	16	ARG
29	DE	18	ASP
29	DE	33	VAL
29	DE	40	GLU
29	DE	49	LEU
29	DE	52	LEU
29	DE	66	HIS
29	DE	67	PHE
29	DE	76	ARG
29	DE	78	LEU
29	DE	79	ARG
29	DE	86	PRO
29	DE	89	ASP
29	DE	101	ARG
29	DE	118	LYS
29	DE	119	ARG
29	DE	132	HIS
29	DE	134	ILE
29	DE	144	ARG
29	DE	154	LYS
29	DE	169	ASN
29	DE	179	GLU
29	DE	202	LYS
29	DE	203	LYS
30	DF	2	LYS
30	DF	3	GLU
30	DF	19	GLU
30	DF	57	VAL
30	DF	59	TYR
30	DF	67	GLN
30	DF	78	ILE
30	DF	95	ARG
30	DF	96	ASP
30	DF	110	LEU
30	DF	112	MET

Continued on next page...

Continued from previous page...

Mol	Chain	Res	Type
30	DF	125	LEU
30	DF	140	LEU
30	DF	149	ASP
30	DF	160	ASN
30	DF	164	ARG
30	DF	171	PRO
30	DF	192	LEU
30	DF	202	PHE
31	DG	4	ASP
31	DG	16	ARG
31	DG	21	ARG
31	DG	22	ARG
31	DG	40	ASN
31	DG	48	GLU
31	DG	58	GLN
31	DG	70	VAL
31	DG	87	PRO
31	DG	101	ILE
31	DG	113	ARG
31	DG	117	PHE
31	DG	143	GLU
31	DG	147	ASP
31	DG	148	MET
31	DG	159	VAL
31	DG	162	THR
32	DH	21	PRO
32	DH	25	LYS
32	DH	41	MET
32	DH	46	GLU
32	DH	54	ARG
32	DH	86	GLU
32	DH	103	LEU
32	DH	109	PHE
32	DH	111	HIS
32	DH	139	GLN
32	DH	153	LYS
32	DH	157	TYR
32	DH	170	ARG
33	DI	38	LEU
33	DI	47	LEU
33	DI	51	ILE
33	DI	61	ARG

Continued on next page...

Continued from previous page...

Mol	Chain	Res	Type
33	DI	72	LEU
33	DI	75	LEU
33	DI	82	ARG
33	DI	96	ASP
33	DI	113	ARG
33	DI	118	LYS
33	DI	122	GLU
33	DI	129	THR
33	DI	134	PRO
33	DI	136	VAL
33	DI	138	ILE
34	DN	4	TYR
34	DN	12	ARG
34	DN	15	LEU
34	DN	22	THR
34	DN	23	LEU
34	DN	25	ARG
34	DN	38	HIS
34	DN	39	ARG
34	DN	42	TRP
34	DN	45	ASN
34	DN	48	MET
34	DN	55	VAL
34	DN	63	THR
34	DN	68	GLU
34	DN	78	TYR
34	DN	87	LEU
34	DN	108	PRO
34	DN	119	ARG
34	DN	121	LYS
34	DN	134	ARG
34	DN	136	GLU
35	DO	1	MET
35	DO	17	ARG
35	DO	21	CYS
35	DO	22	ILE
35	DO	24	VAL
35	DO	25	LEU
35	DO	29	ASN
35	DO	42	SER
35	DO	62	VAL
35	DO	64	ARG

Continued on next page...

Continued from previous page...

Mol	Chain	Res	Type
35	DO	65	THR
35	DO	68	GLU
35	DO	70	LYS
35	DO	73	ASP
35	DO	91	LEU
35	DO	96	THR
35	DO	104	ARG
36	DP	6	LEU
36	DP	9	ASN
36	DP	16	ARG
36	DP	18	ARG
36	DP	29	LYS
36	DP	30	THR
36	DP	39	LYS
36	DP	40	SER
36	DP	41	ARG
36	DP	52	GLU
36	DP	61	ARG
36	DP	64	LYS
36	DP	67	MET
36	DP	81	GLN
36	DP	85	LEU
36	DP	91	PHE
36	DP	98	GLU
36	DP	105	LEU
36	DP	108	LYS
36	DP	114	ILE
36	DP	125	VAL
36	DP	128	HIS
36	DP	135	LEU
37	DQ	1	MET
37	DQ	5	ARG
37	DQ	6	ARG
37	DQ	17	LEU
37	DQ	18	LYS
37	DQ	21	THR
37	DQ	45	GLN
37	DQ	51	ARG
37	DQ	54	MET
37	DQ	55	VAL
37	DQ	56	ARG
37	DQ	79	LEU

Continued on next page...

Continued from previous page...

Mol	Chain	Res	Type
37	DQ	81	VAL
37	DQ	110	THR
37	DQ	111	GLU
37	DQ	131	ILE
37	DQ	134	ARG
38	DR	2	ARG
38	DR	5	LYS
38	DR	8	ARG
38	DR	17	ARG
38	DR	18	LEU
38	DR	33	ARG
38	DR	51	LEU
38	DR	56	LYS
38	DR	60	LEU
38	DR	79	LEU
38	DR	80	PHE
38	DR	94	TYR
38	DR	104	ARG
39	DS	12	PHE
39	DS	18	ILE
39	DS	29	PHE
39	DS	36	TYR
39	DS	56	LEU
39	DS	89	ARG
39	DS	92	TYR
39	DS	97	ARG
39	DS	101	LEU
39	DS	103	GLU
40	DT	3	ARG
40	DT	6	LEU
40	DT	11	GLU
40	DT	12	SER
40	DT	13	ARG
40	DT	16	ARG
40	DT	23	ARG
40	DT	27	THR
40	DT	29	ARG
40	DT	31	SER
40	DT	32	TYR
40	DT	38	ASN
40	DT	39	ARG
40	DT	44	ASP

Continued on next page...

Continued from previous page...

Mol	Chain	Res	Type
40	DT	49	VAL
40	DT	51	ARG
40	DT	53	ARG
40	DT	58	ASN
40	DT	65	LYS
40	DT	66	VAL
40	DT	70	VAL
40	DT	74	ARG
40	DT	78	LEU
40	DT	83	ILE
40	DT	84	GLN
40	DT	89	VAL
40	DT	95	ARG
40	DT	96	ARG
40	DT	99	LEU
40	DT	100	TYR
40	DT	102	ILE
40	DT	104	ASN
40	DT	108	ARG
40	DT	113	LYS
40	DT	115	ARG
41	DU	15	LYS
41	DU	44	ASN
41	DU	49	HIS
41	DU	60	LEU
41	DU	79	PHE
41	DU	92	ARG
41	DU	104	GLN
42	DV	18	LEU
42	DV	19	LYS
42	DV	21	ARG
42	DV	39	LEU
42	DV	40	LEU
42	DV	66	ARG
42	DV	68	LYS
42	DV	82	ARG
42	DV	91	TYR
42	DV	99	ILE
43	DW	9	TYR
43	DW	11	ARG
43	DW	51	LEU
43	DW	60	ASN

Continued on next page...

Continued from previous page...

Mol	Chain	Res	Type
43	DW	61	ASN
43	DW	63	ASP
43	DW	70	TYR
43	DW	75	TYR
43	DW	76	VAL
43	DW	107	LEU
44	DX	49	VAL
44	DX	52	VAL
44	DX	57	LEU
44	DX	68	ARG
44	DX	76	ARG
44	DX	80	ILE
44	DX	83	VAL
45	DY	2	ARG
45	DY	6	HIS
45	DY	7	VAL
45	DY	19	LYS
45	DY	28	LYS
45	DY	32	PRO
45	DY	47	LYS
45	DY	53	PRO
45	DY	55	TYR
45	DY	62	GLU
45	DY	77	PRO
45	DY	89	PHE
45	DY	96	ILE
45	DY	97	ARG
46	DZ	3	TYR
46	DZ	8	TYR
46	DZ	9	TYR
46	DZ	11	GLU
46	DZ	23	LYS
46	DZ	53	ILE
46	DZ	67	LEU
46	DZ	80	ARG
46	DZ	85	HIS
46	DZ	86	VAL
46	DZ	89	PHE
46	DZ	99	TYR
46	DZ	121	HIS
46	DZ	128	VAL
46	DZ	145	GLU

Continued on next page...

Continued from previous page...

Mol	Chain	Res	Type
46	DZ	150	LEU
46	DZ	154	ASP
46	DZ	168	GLU
47	D0	3	HIS
47	D0	20	ARG
47	D0	25	ARG
47	D0	53	MET
47	D0	55	ARG
47	D0	70	GLN
47	D0	80	HIS
47	D0	84	LEU
48	D1	25	LYS
48	D1	35	THR
48	D1	40	ARG
48	D1	46	LEU
48	D1	58	ILE
48	D1	59	THR
48	D1	61	ARG
48	D1	72	GLU
48	D1	80	LEU
48	D1	82	LEU
48	D1	94	LEU
49	D2	2	LYS
49	D2	7	ARG
49	D2	32	LEU
49	D2	43	GLN
49	D2	44	LEU
49	D2	47	ASN
49	D2	48	HIS
49	D2	52	ASP
49	D2	53	LEU
49	D2	64	LEU
49	D2	68	ARG
50	D3	17	LYS
50	D3	37	LEU
51	D4	46	ASN
51	D4	48	ILE
51	D4	56	GLU
52	D5	4	HIS
52	D5	11	THR
52	D5	37	LYS
52	D5	40	LYS

Continued on next page...

Continued from previous page...

Mol	Chain	Res	Type
52	D5	48	GLU
52	D5	56	LYS
53	D6	10	LEU
53	D6	11	LEU
53	D6	12	GLU
53	D6	18	ARG
53	D6	19	ARG
53	D6	20	ASN
53	D6	31	PRO
53	D6	36	LEU
53	D6	42	TRP
53	D6	45	LYS
53	D6	46	HIS
54	D7	1	MET
54	D7	4	THR
54	D7	10	ARG
54	D7	41	ARG
55	D8	8	LYS
55	D8	13	ARG
55	D8	30	ARG
55	D8	31	HIS
55	D8	32	LEU
55	D8	34	TRP
55	D8	41	ILE
55	D8	44	LYS
55	D8	49	VAL
55	D8	61	LEU
56	D9	2	LYS
56	D9	28	GLU
56	D9	33	LYS

Some sidechains can be flipped to improve hydrogen bonding and reduce clashes. All (118) such sidechains are listed below:

Mol	Chain	Res	Type
2	AB	78	GLN
2	AB	95	GLN
2	AB	110	GLN
2	AB	204	ASN
2	AB	224	GLN
3	AC	3	ASN
5	AE	78	HIS
6	AF	100	ASN

Continued on next page...

Continued from previous page...

Mol	Chain	Res	Type
7	AG	11	GLN
7	AG	106	GLN
9	AI	89	ASN
9	AI	124	GLN
10	AJ	76	ASN
10	AJ	78	ASN
10	AJ	84	GLN
11	AK	99	GLN
12	AL	8	ASN
12	AL	9	GLN
12	AL	75	HIS
13	AM	40	ASN
17	AQ	16	GLN
18	AR	36	ASN
20	AT	73	HIS
28	BD	115	GLN
29	BE	129	HIS
29	BE	132	HIS
29	BE	143	ASN
29	BE	180	ASN
30	BF	75	HIS
30	BF	160	ASN
30	BF	169	ASN
31	BG	27	ASN
31	BG	41	GLN
33	BI	105	HIS
34	BN	131	GLN
35	BO	3	GLN
36	BP	9	ASN
36	BP	13	ASN
36	BP	84	ASN
37	BQ	12	GLN
37	BQ	13	GLN
38	BR	11	ASN
38	BR	13	HIS
38	BR	16	HIS
41	BU	49	HIS
41	BU	72	HIS
41	BU	94	ASN
41	BU	104	GLN
42	BV	11	GLN
43	BW	60	ASN

Continued on next page...

Continued from previous page...

Mol	Chain	Res	Type
47	B0	29	GLN
50	B3	19	GLN
51	B4	46	ASN
53	B6	20	ASN
53	B6	26	ASN
53	B6	32	ASN
53	B6	46	HIS
56	B9	34	GLN
2	CB	78	GLN
2	CB	95	GLN
2	CB	104	ASN
2	CB	110	GLN
2	CB	204	ASN
2	CB	224	GLN
3	CC	3	ASN
5	CE	78	HIS
6	CF	100	ASN
7	CG	11	GLN
7	CG	68	ASN
7	CG	106	GLN
9	CI	58	HIS
9	CI	124	GLN
10	CJ	76	ASN
10	CJ	78	ASN
11	CK	99	GLN
11	CK	116	HIS
12	CL	9	GLN
12	CL	75	HIS
13	CM	40	ASN
16	CP	76	GLN
20	CT	73	HIS
28	DD	115	GLN
29	DE	129	HIS
29	DE	180	ASN
30	DF	75	HIS
30	DF	160	ASN
30	DF	169	ASN
31	DG	41	GLN
33	DI	105	HIS
34	DN	131	GLN
35	DO	3	GLN
35	DO	5	GLN

Continued on next page...

Continued from previous page...

Mol	Chain	Res	Type
35	DO	29	ASN
36	DP	9	ASN
36	DP	84	ASN
37	DQ	12	GLN
37	DQ	13	GLN
37	DQ	141	GLN
38	DR	11	ASN
38	DR	13	HIS
38	DR	16	HIS
40	DT	38	ASN
40	DT	55	ASN
41	DU	49	HIS
41	DU	72	HIS
41	DU	94	ASN
41	DU	104	GLN
42	DV	11	GLN
43	DW	60	ASN
47	D0	29	GLN
49	D2	38	GLN
50	D3	19	GLN
51	D4	46	ASN
53	D6	20	ASN
53	D6	26	ASN
53	D6	32	ASN
53	D6	46	HIS
56	D9	34	GLN

5.3.3 RNA [i](#)

Mol	Chain	Analysed	Backbone Outliers	Pucker Outliers
1	AA	1503/1522 (98%)	291 (19%)	27 (1%)
1	CA	1502/1522 (98%)	290 (19%)	32 (2%)
22	AW	75/76 (98%)	22 (29%)	0
22	AY	16/76 (21%)	9 (56%)	0
22	CW	75/76 (98%)	26 (34%)	0
22	CY	16/76 (21%)	7 (43%)	0
23	AV	76/77 (98%)	37 (48%)	5 (6%)
23	CV	76/77 (98%)	34 (44%)	5 (6%)
24	AX	7/24 (29%)	2 (28%)	0
24	CX	9/24 (37%)	3 (33%)	1 (11%)
25	BA	2796/2916 (95%)	557 (19%)	53 (1%)

Continued on next page...

Continued from previous page...

Mol	Chain	Analysed	Backbone Outliers	Pucker Outliers
25	DA	2796/2916 (95%)	564 (20%)	58 (2%)
26	BB	118/122 (96%)	18 (15%)	1 (0%)
26	DB	118/122 (96%)	19 (16%)	1 (0%)
All	All	9183/9626 (95%)	1879 (20%)	183 (1%)

All (1879) RNA backbone outliers are listed below:

Mol	Chain	Res	Type
1	AA	9	G
1	AA	32	A
1	AA	39	G
1	AA	47	C
1	AA	48	C
1	AA	51	A
1	AA	54	C
1	AA	61	G
1	AA	62	U
1	AA	77	G
1	AA	78	G
1	AA	79	U
1	AA	84	C
1	AA	85	U
1	AA	90	G
1	AA	91	G
1	AA	94	A
1	AA	108	G
1	AA	113	A
1	AA	114	C
1	AA	115	G
1	AA	125	C
1	AA	139	G
1	AA	140	G
1	AA	144	C
1	AA	150	G
1	AA	153	G
1	AA	154	A
1	AA	155	A
1	AA	157	C
1	AA	158	U
1	AA	166	A
1	AA	175	G
1	AA	176	U

Continued on next page...

Continued from previous page...

Mol	Chain	Res	Type
1	AA	190	G
1	AA	191	G
1	AA	201	A
1	AA	203	A
1	AA	209	U
1	AA	210	U
1	AA	215	G
1	AA	218	U
1	AA	239	U
1	AA	242	G
1	AA	244	U
1	AA	245	A
1	AA	246	G
1	AA	247	U
1	AA	248	U
1	AA	260	G
1	AA	261	G
1	AA	262	C
1	AA	284	G
1	AA	296	G
1	AA	323	C
1	AA	327	G
1	AA	337	C
1	AA	339	A
1	AA	340	C
1	AA	342	U
1	AA	343	G
1	AA	344	A
1	AA	347	C
1	AA	348	A
1	AA	349	G
1	AA	362	U
1	AA	367	C
1	AA	368	A
1	AA	379	G
1	AA	385	C
1	AA	392	A
1	AA	393	C
1	AA	401	G
1	AA	407	A
1	AA	408	G
1	AA	409	A

Continued on next page...

Continued from previous page...

Mol	Chain	Res	Type
1	AA	416	U
1	AA	417	C
1	AA	423	G
1	AA	424	U
1	AA	425	A
1	AA	430	C
1	AA	434	A
1	AA	436	C
1	AA	446	A
1	AA	452	C
1	AA	454	A
1	AA	469	G
1	AA	480	A
1	AA	481	U
1	AA	492	A
1	AA	493	A
1	AA	494	C
1	AA	501	C
1	AA	504	G
1	AA	507	G
1	AA	510	G
1	AA	514	U
1	AA	515	A
1	AA	516	A
1	AA	517	U
1	AA	530	A
1	AA	541	G
1	AA	542	A
1	AA	543	U
1	AA	544	U
1	AA	545	C
1	AA	555	A
1	AA	556	A
1	AA	559	G
1	AA	560	G
1	AA	562	G
1	AA	579	C
1	AA	590	A
1	AA	614	G
1	AA	615	A
1	AA	616	G
1	AA	636	A

Continued on next page...

Continued from previous page...

Mol	Chain	Res	Type
1	AA	648	A
1	AA	669	U
1	AA	670	A
1	AA	685	A
1	AA	706	U
1	AA	714	G
1	AA	731	C
1	AA	732	C
1	AA	738	G
1	AA	760	A
1	AA	775	A
1	AA	776	U
1	AA	777	A
1	AA	782	G
1	AA	799	A
1	AA	800	C
1	AA	802	A
1	AA	804	G
1	AA	811	A
1	AA	816	U
1	AA	819	G
1	AA	822	U
1	AA	823	C
1	AA	824	U
1	AA	825	C
1	AA	827	U
1	AA	836	A
1	AA	862	G
1	AA	879	G
1	AA	891	A
1	AA	893	G
1	AA	903	G
1	AA	904	G
1	AA	911	C
1	AA	919	G
1	AA	937	U
1	AA	938	U
1	AA	943	G
1	AA	946	A
1	AA	948	G
1	AA	951	A
1	AA	952	A

Continued on next page...

Continued from previous page...

Mol	Chain	Res	Type
1	AA	953	G
1	AA	954	A
1	AA	955	A
1	AA	957	C
1	AA	958	U
1	AA	959	U
1	AA	968	U
1	AA	969	U
1	AA	970	G
1	AA	972	C
1	AA	979	G
1	AA	982	A
1	AA	983	A
1	AA	984	C
1	AA	1001	G
1	AA	1002	G
1	AA	1005	C
1	AA	1008	C
1	AA	1010	C
1	AA	1013	G
1	AA	1018	G
1	AA	1032	G
1	AA	1035	G
1	AA	1036	C
1	AA	1037	A
1	AA	1046	G
1	AA	1047	U
1	AA	1048	C
1	AA	1049	A
1	AA	1050	G
1	AA	1063	G
1	AA	1067	U
1	AA	1076	G
1	AA	1077	U
1	AA	1081	G
1	AA	1083	A
1	AA	1099	G
1	AA	1100	C
1	AA	1106	G
1	AA	1107	U
1	AA	1108	U
1	AA	1111	C

Continued on next page...

Continued from previous page...

Mol	Chain	Res	Type
1	AA	1112	A
1	AA	1113	G
1	AA	1118	U
1	AA	1119	C
1	AA	1120	G
1	AA	1121	G
1	AA	1127	C
1	AA	1128	A
1	AA	1134	A
1	AA	1139	A
1	AA	1141	U
1	AA	1163	G
1	AA	1168	G
1	AA	1171	G
1	AA	1177	U
1	AA	1178	G
1	AA	1183	G
1	AA	1193	U
1	AA	1194	A
1	AA	1199	C
1	AA	1206	A
1	AA	1207	C
1	AA	1208	A
1	AA	1217	A
1	AA	1219	A
1	AA	1230	C
1	AA	1236	G
1	AA	1237	A
1	AA	1238	U
1	AA	1239	G
1	AA	1241	C
1	AA	1251	C
1	AA	1254	G
1	AA	1259	U
1	AA	1261	A
1	AA	1262	U
1	AA	1263	C
1	AA	1266	A
1	AA	1267	A
1	AA	1268	A
1	AA	1271	G
1	AA	1272	G

Continued on next page...

Continued from previous page...

Mol	Chain	Res	Type
1	AA	1274	G
1	AA	1278	C
1	AA	1280	A
1	AA	1281	G
1	AA	1282	U
1	AA	1283	U
1	AA	1286	G
1	AA	1298	C
1	AA	1300	A
1	AA	1301	C
1	AA	1303	C
1	AA	1304	G
1	AA	1312	G
1	AA	1316	C
1	AA	1317	C
1	AA	1319	G
1	AA	1320	A
1	AA	1327	A
1	AA	1328	G
1	AA	1334	G
1	AA	1344	C
1	AA	1345	A
1	AA	1346	U
1	AA	1352	G
1	AA	1377	C
1	AA	1380	A
1	AA	1401	G
1	AA	1421	C
1	AA	1423	G
1	AA	1424	G
1	AA	1425	G
1	AA	1426	A
1	AA	1427	G
1	AA	1431	A
1	AA	1432	C
1	AA	1469	A
1	AA	1476	A
1	AA	1479	A
1	AA	1481	G
1	AA	1482	G
1	AA	1483	U
1	AA	1484	A

Continued on next page...

Continued from previous page...

Mol	Chain	Res	Type
1	AA	1485	G
1	AA	1494	G
1	AA	1497	G
1	AA	1506	G
1	AA	1507	G
22	AW	2	C
22	AW	8	U
22	AW	15	G
22	AW	16	U
22	AW	17	C
22	AW	18	G
22	AW	19	G
22	AW	21	A
22	AW	34	G
22	AW	39	U
22	AW	42	C
22	AW	43	C
22	AW	47	U
22	AW	48	C
22	AW	52	G
22	AW	57	G
22	AW	58	A
22	AW	59	U
22	AW	61	C
22	AW	70	G
22	AW	71	G
22	AW	76	A
23	AV	2	G
23	AV	3	C
23	AV	4	G
23	AV	5	G
23	AV	6	G
23	AV	7	G
23	AV	8	U
23	AV	9	G
23	AV	16	C
23	AV	18	U
23	AV	19	G
23	AV	20	G
23	AV	21	U
23	AV	22	A
23	AV	23	G

Continued on next page...

Continued from previous page...

Mol	Chain	Res	Type
23	AV	31	G
23	AV	34	U
23	AV	35	C
23	AV	36	A
23	AV	44	A
23	AV	48	U
23	AV	49	C
23	AV	50	G
23	AV	51	U
23	AV	54	G
23	AV	55	U
23	AV	57	C
23	AV	60	A
23	AV	62	C
23	AV	64	G
23	AV	65	G
23	AV	66	C
23	AV	67	C
23	AV	68	C
23	AV	71	G
23	AV	75	C
23	AV	76	C
22	AY	29	G
22	AY	30	G
22	AY	33	U
22	AY	34	G
22	AY	35	A
22	AY	36	A
22	AY	38	A
22	AY	42	C
22	AY	43	C
24	AX	16	A
24	AX	21	C
25	BA	10	G
25	BA	35	G
25	BA	45	C
25	BA	48	G
25	BA	49	A
25	BA	55	G
25	BA	69	C
25	BA	70	G
25	BA	71	A

Continued on next page...

Continued from previous page...

Mol	Chain	Res	Type
25	BA	72	U
25	BA	73	A
25	BA	75	G
25	BA	83	G
25	BA	84	A
25	BA	85	G
25	BA	88	G
25	BA	90	U
25	BA	92	A
25	BA	94	C
25	BA	95	G
25	BA	102	G
25	BA	104	U
25	BA	105	C
25	BA	108	U
25	BA	118	A
25	BA	119	A
25	BA	120	U
25	BA	139(A)	G
25	BA	141	A
25	BA	143(A)	C
25	BA	149	A
25	BA	154	G
25	BA	154(A)	C
25	BA	174	C
25	BA	175	G
25	BA	181	A
25	BA	182	A
25	BA	196	A
25	BA	197	A
25	BA	204	A
25	BA	205	G
25	BA	215	G
25	BA	216	A
25	BA	221	A
25	BA	222	A
25	BA	228	A
25	BA	229	A
25	BA	233	A
25	BA	248	G
25	BA	252	G
25	BA	261	G

Continued on next page...

Continued from previous page...

Mol	Chain	Res	Type
25	BA	271(J)	C
25	BA	271(K)	U
25	BA	271(L)	U
25	BA	271(N)	U
25	BA	271(O)	C
25	BA	271(P)	C
25	BA	271(R)	G
25	BA	271(T)	C
25	BA	271(V)	G
25	BA	271(X)	G
25	BA	271(Y)	U
25	BA	271(Z)	C
25	BA	272	G
25	BA	272(A)	U
25	BA	272(B)	G
25	BA	272(H)	C
25	BA	272(I)	U
25	BA	272(J)	C
25	BA	283	A
25	BA	284	U
25	BA	286	C
25	BA	287	C
25	BA	311	A
25	BA	329	G
25	BA	330	A
25	BA	332	A
25	BA	333	G
25	BA	351	G
25	BA	352	G
25	BA	353	G
25	BA	354	G
25	BA	356	G
25	BA	358	U
25	BA	359	A
25	BA	361	G
25	BA	362	U
25	BA	363(B)	G
25	BA	363(E)	U
25	BA	363(F)	A
25	BA	364	C
25	BA	365	C
25	BA	372	G

Continued on next page...

Continued from previous page...

Mol	Chain	Res	Type
25	BA	379	G
25	BA	380	U
25	BA	386	G
25	BA	388	G
25	BA	395	U
25	BA	396	G
25	BA	405	U
25	BA	406	G
25	BA	411	G
25	BA	412	A
25	BA	428	A
25	BA	444	C
25	BA	448	U
25	BA	451	C
25	BA	456	C
25	BA	457	A
25	BA	470	A
25	BA	475	U
25	BA	481	G
25	BA	482	A
25	BA	505	A
25	BA	508	G
25	BA	509	C
25	BA	512	G
25	BA	530	G
25	BA	531	C
25	BA	532	A
25	BA	533	G
25	BA	542	C
25	BA	551	G
25	BA	552	G
25	BA	556	G
25	BA	563	G
25	BA	573	G
25	BA	587	C
25	BA	604	G
25	BA	607	U
25	BA	613	G
25	BA	614(A)	U
25	BA	614(B)	G
25	BA	615	G
25	BA	627	A

Continued on next page...

Continued from previous page...

Mol	Chain	Res	Type
25	BA	637	A
25	BA	645	C
25	BA	646	A
25	BA	670	A
25	BA	673	C
25	BA	686	G
25	BA	708	C
25	BA	722	A
25	BA	730	C
25	BA	753	C
25	BA	759	G
25	BA	762	U
25	BA	764	A
25	BA	776	G
25	BA	782	A
25	BA	784	A
25	BA	785	G
25	BA	790	C
25	BA	791	C
25	BA	792	G
25	BA	805	G
25	BA	812	C
25	BA	819	A
25	BA	827	U
25	BA	828	U
25	BA	830	G
25	BA	846	C
25	BA	848	G
25	BA	856	C
25	BA	857	C
25	BA	858	U
25	BA	859	G
25	BA	866	A
25	BA	886	C
25	BA	890	A
25	BA	896	A
25	BA	897	C
25	BA	904	C
25	BA	910	A
25	BA	911	A
25	BA	912	C
25	BA	917	A

Continued on next page...

Continued from previous page...

Mol	Chain	Res	Type
25	BA	919	G
25	BA	926	A
25	BA	932	G
25	BA	933	A
25	BA	941	A
25	BA	945	A
25	BA	946	G
25	BA	953	A
25	BA	958	U
25	BA	959	A
25	BA	961	C
25	BA	965	C
25	BA	974	G
25	BA	975	C
25	BA	975(A)	G
25	BA	983	A
25	BA	991	C
25	BA	996	A
25	BA	1000	A
25	BA	1005	C
25	BA	1012	U
25	BA	1013	C
25	BA	1017	G
25	BA	1022	G
25	BA	1023	U
25	BA	1025	G
25	BA	1026	U
25	BA	1039	G
25	BA	1041	C
25	BA	1044	G
25	BA	1045	A
25	BA	1047	G
25	BA	1049	C
25	BA	1053	C
25	BA	1110	G
25	BA	1111	A
25	BA	1112	G
25	BA	1113	U
25	BA	1115	G
25	BA	1118	C
25	BA	1126	A
25	BA	1130	U

Continued on next page...

Continued from previous page...

Mol	Chain	Res	Type
25	BA	1135	C
25	BA	1136	G
25	BA	1141	U
25	BA	1143	A
25	BA	1155	A
25	BA	1173	G
25	BA	1174	A
25	BA	1175	U
25	BA	1176	G
25	BA	1178	C
25	BA	1195	G
25	BA	1205	U
25	BA	1210	A
25	BA	1211	U
25	BA	1221	C
25	BA	1224	C
25	BA	1236	G
25	BA	1247	A
25	BA	1248	G
25	BA	1250	G
25	BA	1253	A
25	BA	1256	G
25	BA	1271	G
25	BA	1272	A
25	BA	1281	G
25	BA	1300	U
25	BA	1301	A
25	BA	1302	A
25	BA	1313	U
25	BA	1314	C
25	BA	1319	G
25	BA	1321	A
25	BA	1325	G
25	BA	1329	U
25	BA	1330	C
25	BA	1332	G
25	BA	1345	C
25	BA	1349	A
25	BA	1352	U
25	BA	1359	A
25	BA	1365	A
25	BA	1368	G

Continued on next page...

Continued from previous page...

Mol	Chain	Res	Type
25	BA	1379	A
25	BA	1380	G
25	BA	1384	A
25	BA	1385	G
25	BA	1407	C
25	BA	1416	G
25	BA	1417	C
25	BA	1419	A
25	BA	1420	U
25	BA	1421	G
25	BA	1427	A
25	BA	1428	C
25	BA	1437	C
25	BA	1445	A
25	BA	1449	A
25	BA	1450	G
25	BA	1455	G
25	BA	1460	A
25	BA	1461	G
25	BA	1467	C
25	BA	1471	A
25	BA	1475	G
25	BA	1478	G
25	BA	1482	G
25	BA	1485	G
25	BA	1488	G
25	BA	1490	A
25	BA	1493	C
25	BA	1494	A
25	BA	1495	A
25	BA	1496	A
25	BA	1497	U
25	BA	1498	C
25	BA	1502	C
25	BA	1505	C
25	BA	1509	C
25	BA	1509(A)	A
25	BA	1520	G
25	BA	1542	A
25	BA	1544	A
25	BA	1545	A
25	BA	1546	C

Continued on next page...

Continued from previous page...

Mol	Chain	Res	Type
25	BA	1547	C
25	BA	1554	A
25	BA	1558	A
25	BA	1559	G
25	BA	1569	A
25	BA	1578	U
25	BA	1579	A
25	BA	1584	C
25	BA	1586	A
25	BA	1588	C
25	BA	1591	G
25	BA	1594	G
25	BA	1603	A
25	BA	1608	A
25	BA	1610	A
25	BA	1616	A
25	BA	1617	C
25	BA	1618	A
25	BA	1640	C
25	BA	1647	G
25	BA	1648	C
25	BA	1653	G
25	BA	1654	A
25	BA	1674	G
25	BA	1686	C
25	BA	1696	G
25	BA	1698	A
25	BA	1700	A
25	BA	1718	G
25	BA	1722	A
25	BA	1739	U
25	BA	1740	G
25	BA	1744	C
25	BA	1746	G
25	BA	1748	G
25	BA	1763	G
25	BA	1764	G
25	BA	1772	G
25	BA	1773	A
25	BA	1779	U
25	BA	1780	A
25	BA	1786	A

Continued on next page...

Continued from previous page...

Mol	Chain	Res	Type
25	BA	1791	A
25	BA	1800	C
25	BA	1801	G
25	BA	1816	G
25	BA	1820	U
25	BA	1829	A
25	BA	1835	G
25	BA	1847	A
25	BA	1858	G
25	BA	1865	G
25	BA	1866	C
25	BA	1877	A
25	BA	1878	G
25	BA	1880	C
25	BA	1882	C
25	BA	1885	A
25	BA	1888	G
25	BA	1889	A
25	BA	1900	A
25	BA	1902	C
25	BA	1906	G
25	BA	1929	G
25	BA	1930	G
25	BA	1936	A
25	BA	1938	A
25	BA	1955	U
25	BA	1963	U
25	BA	1967	C
25	BA	1969	A
25	BA	1970	A
25	BA	1971	A
25	BA	1972	A
25	BA	1982	C
25	BA	1987	G
25	BA	1988	C
25	BA	1991	U
25	BA	1992	G
25	BA	1993	U
25	BA	1994	C
25	BA	1997	G
25	BA	2023	G
25	BA	2031	A

Continued on next page...

Continued from previous page...

Mol	Chain	Res	Type
25	BA	2032	G
25	BA	2033	A
25	BA	2034	U
25	BA	2036	C
25	BA	2043	C
25	BA	2055	C
25	BA	2056	G
25	BA	2059	A
25	BA	2060	A
25	BA	2061	G
25	BA	2062	A
25	BA	2069	G
25	BA	2095	C
25	BA	2099	U
25	BA	2103	C
25	BA	2104	G
25	BA	2108	C
25	BA	2110	G
25	BA	2111	C
25	BA	2116	G
25	BA	2117	A
25	BA	2118	U
25	BA	2119	A
25	BA	2120	G
25	BA	2124	G
25	BA	2126	A
25	BA	2127	G
25	BA	2131	G
25	BA	2133	G
25	BA	2147	G
25	BA	2165	G
25	BA	2168	G
25	BA	2170	A
25	BA	2171	A
25	BA	2172	U
25	BA	2173	A
25	BA	2174	C
25	BA	2179	C
25	BA	2187	G
25	BA	2190	G
25	BA	2192	G
25	BA	2193	G

Continued on next page...

Continued from previous page...

Mol	Chain	Res	Type
25	BA	2199	A
25	BA	2200	C
25	BA	2207	G
25	BA	2208	A
25	BA	2219	G
25	BA	2225	A
25	BA	2226	C
25	BA	2238	G
25	BA	2239	G
25	BA	2246	G
25	BA	2251	G
25	BA	2263	C
25	BA	2275	C
25	BA	2283	C
25	BA	2287	A
25	BA	2288	A
25	BA	2289	G
25	BA	2290	G
25	BA	2305	A
25	BA	2307	G
25	BA	2308	G
25	BA	2309	A
25	BA	2311	A
25	BA	2313	C
25	BA	2316	C
25	BA	2319	G
25	BA	2320	A
25	BA	2325	G
25	BA	2330	G
25	BA	2331	G
25	BA	2334	G
25	BA	2336	A
25	BA	2345	G
25	BA	2349	G
25	BA	2383	G
25	BA	2385	C
25	BA	2388	A
25	BA	2391	G
25	BA	2392	A
25	BA	2399	G
25	BA	2402	C
25	BA	2423	U

Continued on next page...

Continued from previous page...

Mol	Chain	Res	Type
25	BA	2425	A
25	BA	2429	G
25	BA	2430	A
25	BA	2435	A
25	BA	2439	A
25	BA	2441	C
25	BA	2448	A
25	BA	2464	C
25	BA	2470	G
25	BA	2476	A
25	BA	2478	A
25	BA	2482	G
25	BA	2484	G
25	BA	2491	U
25	BA	2494	G
25	BA	2502	G
25	BA	2505	G
25	BA	2506	U
25	BA	2507	C
25	BA	2516	G
25	BA	2517	C
25	BA	2518	A
25	BA	2520	C
25	BA	2523	G
25	BA	2529	G
25	BA	2534	A
25	BA	2543	G
25	BA	2554	U
25	BA	2566	A
25	BA	2567	G
25	BA	2573	C
25	BA	2582	G
25	BA	2584	U
25	BA	2585	U
25	BA	2586	C
25	BA	2588	G
25	BA	2602	A
25	BA	2610	C
25	BA	2611	U
25	BA	2612	C
25	BA	2615	U
25	BA	2630	G

Continued on next page...

Continued from previous page...

Mol	Chain	Res	Type
25	BA	2646	C
25	BA	2673	G
25	BA	2682	U
25	BA	2690	C
25	BA	2691	C
25	BA	2702	U
25	BA	2712	U
25	BA	2712(A)	A
25	BA	2713	A
25	BA	2714	G
25	BA	2720	U
25	BA	2726	U
25	BA	2733	A
25	BA	2744	G
25	BA	2752	C
25	BA	2754	U
25	BA	2757	A
25	BA	2759	G
25	BA	2762	G
25	BA	2763	G
25	BA	2765	A
25	BA	2766	G
25	BA	2778	A
25	BA	2779	U
25	BA	2780	G
25	BA	2781	A
25	BA	2791	C
25	BA	2792	G
25	BA	2794	C
25	BA	2799	C
25	BA	2802	G
25	BA	2803	C
25	BA	2804	C
25	BA	2808	U
25	BA	2820	A
25	BA	2821	A
25	BA	2833	G
25	BA	2834	G
25	BA	2835	A
25	BA	2849	U
25	BA	2864	G
25	BA	2872	G

Continued on next page...

Continued from previous page...

Mol	Chain	Res	Type
25	BA	2879	C
25	BA	2893	G
26	BB	2	C
26	BB	3	C
26	BB	8	U
26	BB	13	A
26	BB	15	A
26	BB	16	G
26	BB	22	U
26	BB	27	C
26	BB	42	C
26	BB	45	A
26	BB	53	A
26	BB	67	G
26	BB	73	A
26	BB	88	C
26	BB	108	U
26	BB	109	C
26	BB	110	G
26	BB	116	G
1	CA	9	G
1	CA	32	A
1	CA	39	G
1	CA	47	C
1	CA	48	C
1	CA	51	A
1	CA	54	C
1	CA	60	A
1	CA	61	G
1	CA	77	G
1	CA	78	G
1	CA	79	U
1	CA	84	C
1	CA	85	U
1	CA	91	G
1	CA	94	A
1	CA	101	G
1	CA	113	A
1	CA	114	C
1	CA	125	C
1	CA	131	C
1	CA	138	G

Continued on next page...

Continued from previous page...

Mol	Chain	Res	Type
1	CA	140	G
1	CA	141	G
1	CA	144	C
1	CA	151	G
1	CA	153	G
1	CA	154	A
1	CA	155	A
1	CA	156	A
1	CA	157	C
1	CA	158	U
1	CA	166	A
1	CA	167	U
1	CA	175	G
1	CA	176	U
1	CA	190	G
1	CA	191	G
1	CA	201	A
1	CA	203	A
1	CA	209	U
1	CA	210	U
1	CA	238	A
1	CA	242	G
1	CA	246	G
1	CA	257	A
1	CA	261	G
1	CA	262	C
1	CA	270	G
1	CA	276	G
1	CA	284	G
1	CA	290	C
1	CA	291	U
1	CA	296	G
1	CA	314	G
1	CA	316	A
1	CA	319	G
1	CA	323	C
1	CA	327	G
1	CA	337	C
1	CA	339	A
1	CA	340	C
1	CA	342	U
1	CA	343	G

Continued on next page...

Continued from previous page...

Mol	Chain	Res	Type
1	CA	344	A
1	CA	345	G
1	CA	347	C
1	CA	348	A
1	CA	349	G
1	CA	362	U
1	CA	367	C
1	CA	385	C
1	CA	392	A
1	CA	393	C
1	CA	401	G
1	CA	407	A
1	CA	408	G
1	CA	409	A
1	CA	414	C
1	CA	416	U
1	CA	417	C
1	CA	424	U
1	CA	430	C
1	CA	434	A
1	CA	446	A
1	CA	454	A
1	CA	469	G
1	CA	477	G
1	CA	480	A
1	CA	481	U
1	CA	482	A
1	CA	492	A
1	CA	493	A
1	CA	494	C
1	CA	501	C
1	CA	507	G
1	CA	510	G
1	CA	514	U
1	CA	515	A
1	CA	516	A
1	CA	517	U
1	CA	530	A
1	CA	542	A
1	CA	543	U
1	CA	544	U
1	CA	545	C

Continued on next page...

Continued from previous page...

Mol	Chain	Res	Type
1	CA	547	C
1	CA	555	A
1	CA	556	A
1	CA	559	G
1	CA	560	G
1	CA	562	G
1	CA	563	U
1	CA	590	A
1	CA	598	C
1	CA	615	A
1	CA	616	G
1	CA	617	C
1	CA	636	A
1	CA	644	G
1	CA	648	A
1	CA	670	A
1	CA	671	G
1	CA	685	A
1	CA	688	U
1	CA	698	A
1	CA	706	U
1	CA	707	G
1	CA	714	G
1	CA	716	A
1	CA	731	C
1	CA	732	C
1	CA	736	A
1	CA	737	C
1	CA	738	G
1	CA	743	G
1	CA	760	A
1	CA	767	C
1	CA	769	G
1	CA	776	U
1	CA	777	A
1	CA	785	A
1	CA	798	A
1	CA	800	C
1	CA	801	G
1	CA	802	A
1	CA	804	G
1	CA	810	U

Continued on next page...

Continued from previous page...

Mol	Chain	Res	Type
1	CA	811	A
1	CA	819	G
1	CA	822	U
1	CA	823	C
1	CA	824	U
1	CA	825	C
1	CA	836	A
1	CA	879	G
1	CA	891	A
1	CA	898	U
1	CA	904	G
1	CA	909	C
1	CA	911	C
1	CA	912	A
1	CA	937	U
1	CA	938	U
1	CA	943	G
1	CA	946	A
1	CA	948	G
1	CA	951	A
1	CA	952	A
1	CA	953	G
1	CA	954	A
1	CA	955	A
1	CA	957	C
1	CA	968	U
1	CA	969	U
1	CA	970	G
1	CA	982	A
1	CA	983	A
1	CA	1001	G
1	CA	1004	G
1	CA	1005	C
1	CA	1008	C
1	CA	1009	G
1	CA	1018	G
1	CA	1032	G
1	CA	1036	C
1	CA	1037	A
1	CA	1047	U
1	CA	1048	C
1	CA	1050	G

Continued on next page...

Continued from previous page...

Mol	Chain	Res	Type
1	CA	1063	G
1	CA	1067	U
1	CA	1074	A
1	CA	1076	G
1	CA	1077	U
1	CA	1083	A
1	CA	1090	G
1	CA	1099	G
1	CA	1100	C
1	CA	1106	G
1	CA	1107	U
1	CA	1108	U
1	CA	1110	C
1	CA	1111	C
1	CA	1112	A
1	CA	1118	U
1	CA	1119	C
1	CA	1120	G
1	CA	1121	G
1	CA	1127	C
1	CA	1128	A
1	CA	1134	A
1	CA	1139	A
1	CA	1141	U
1	CA	1142	G
1	CA	1143	C
1	CA	1152	G
1	CA	1163	G
1	CA	1171	G
1	CA	1177	U
1	CA	1178	G
1	CA	1182	A
1	CA	1183	G
1	CA	1185	A
1	CA	1193	U
1	CA	1194	A
1	CA	1196	G
1	CA	1206	A
1	CA	1207	C
1	CA	1208	A
1	CA	1217	A
1	CA	1219	A

Continued on next page...

Continued from previous page...

Mol	Chain	Res	Type
1	CA	1236	G
1	CA	1237	A
1	CA	1238	U
1	CA	1251	C
1	CA	1254	G
1	CA	1259	U
1	CA	1260	A
1	CA	1261	A
1	CA	1262	U
1	CA	1263	C
1	CA	1267	A
1	CA	1268	A
1	CA	1274	G
1	CA	1275	G
1	CA	1281	G
1	CA	1282	U
1	CA	1283	U
1	CA	1286	G
1	CA	1298	C
1	CA	1301	C
1	CA	1303	C
1	CA	1304	G
1	CA	1312	G
1	CA	1316	C
1	CA	1317	C
1	CA	1319	G
1	CA	1327	A
1	CA	1328	G
1	CA	1334	G
1	CA	1346	U
1	CA	1350	G
1	CA	1352	G
1	CA	1369	G
1	CA	1380	A
1	CA	1401	G
1	CA	1415	A
1	CA	1424	G
1	CA	1425	G
1	CA	1426	A
1	CA	1427	G
1	CA	1431	A
1	CA	1432	C

Continued on next page...

Continued from previous page...

Mol	Chain	Res	Type
1	CA	1458	U
1	CA	1464	G
1	CA	1469	A
1	CA	1474	G
1	CA	1476	A
1	CA	1479	A
1	CA	1480	A
1	CA	1481	G
1	CA	1482	G
1	CA	1483	U
1	CA	1484	A
1	CA	1494	G
1	CA	1496	A
1	CA	1497	G
1	CA	1506	G
1	CA	1507	G
22	CW	2	C
22	CW	9	A
22	CW	10	G
22	CW	14	A
22	CW	16	U
22	CW	17	C
22	CW	18	G
22	CW	19	G
22	CW	21	A
22	CW	34	G
22	CW	35	A
22	CW	37	A
22	CW	39	U
22	CW	43	C
22	CW	46	G
22	CW	47	U
22	CW	54	U
22	CW	57	G
22	CW	58	A
22	CW	59	U
22	CW	62	C
22	CW	63	G
22	CW	70	G
22	CW	71	G
22	CW	75	C
22	CW	76	A

Continued on next page...

Continued from previous page...

Mol	Chain	Res	Type
23	CV	3	C
23	CV	4	G
23	CV	5	G
23	CV	8	U
23	CV	9	G
23	CV	14	A
23	CV	16	C
23	CV	17	C
23	CV	18	U
23	CV	19	G
23	CV	20	G
23	CV	21	U
23	CV	22	A
23	CV	27	G
23	CV	28	U
23	CV	32	G
23	CV	34	U
23	CV	35	C
23	CV	36	A
23	CV	47	G
23	CV	48	U
23	CV	49	C
23	CV	50	G
23	CV	54	G
23	CV	55	U
23	CV	56	U
23	CV	57	C
23	CV	60	A
23	CV	61	U
23	CV	64	G
23	CV	66	C
23	CV	72	C
23	CV	75	C
23	CV	76	C
22	CY	29	G
22	CY	30	G
22	CY	34	G
22	CY	36	A
22	CY	37	A
22	CY	42	C
22	CY	43	C
24	CX	14	A

Continued on next page...

Continued from previous page...

Mol	Chain	Res	Type
24	CX	15	A
24	CX	19	U
25	DA	10	G
25	DA	35	G
25	DA	45	C
25	DA	48	G
25	DA	49	A
25	DA	55	G
25	DA	69	C
25	DA	70	G
25	DA	71	A
25	DA	72	U
25	DA	73	A
25	DA	75	G
25	DA	83	G
25	DA	84	A
25	DA	85	G
25	DA	88	G
25	DA	90	U
25	DA	92	A
25	DA	94	C
25	DA	95	G
25	DA	102	G
25	DA	104	U
25	DA	105	C
25	DA	108	U
25	DA	118	A
25	DA	119	A
25	DA	120	U
25	DA	139(A)	G
25	DA	141	A
25	DA	142(A)	C
25	DA	143(A)	C
25	DA	149	A
25	DA	154	G
25	DA	154(A)	C
25	DA	174	C
25	DA	175	G
25	DA	181	A
25	DA	182	A
25	DA	196	A
25	DA	197	A

Continued on next page...

Continued from previous page...

Mol	Chain	Res	Type
25	DA	204	A
25	DA	205	G
25	DA	215	G
25	DA	216	A
25	DA	221	A
25	DA	222	A
25	DA	228	A
25	DA	229	A
25	DA	233	A
25	DA	248	G
25	DA	252	G
25	DA	261	G
25	DA	271(J)	C
25	DA	271(K)	U
25	DA	271(L)	U
25	DA	271(N)	U
25	DA	271(O)	C
25	DA	271(P)	C
25	DA	271(R)	G
25	DA	271(T)	C
25	DA	271(V)	G
25	DA	271(X)	G
25	DA	271(Y)	U
25	DA	271(Z)	C
25	DA	272	G
25	DA	272(A)	U
25	DA	272(B)	G
25	DA	272(H)	C
25	DA	274	G
25	DA	283	A
25	DA	284	U
25	DA	286	C
25	DA	287	C
25	DA	309	G
25	DA	311	A
25	DA	329	G
25	DA	330	A
25	DA	332	A
25	DA	333	G
25	DA	351	G
25	DA	352	G
25	DA	353	G

Continued on next page...

Continued from previous page...

Mol	Chain	Res	Type
25	DA	354	G
25	DA	356	G
25	DA	358	U
25	DA	359	A
25	DA	361	G
25	DA	362	U
25	DA	363(B)	G
25	DA	363(E)	U
25	DA	363(F)	A
25	DA	364	C
25	DA	365	C
25	DA	372	G
25	DA	379	G
25	DA	380	U
25	DA	386	G
25	DA	388	G
25	DA	395	U
25	DA	396	G
25	DA	405	U
25	DA	406	G
25	DA	411	G
25	DA	412	A
25	DA	428	A
25	DA	444	C
25	DA	448	U
25	DA	451	C
25	DA	456	C
25	DA	457	A
25	DA	470	A
25	DA	475	U
25	DA	481	G
25	DA	482	A
25	DA	505	A
25	DA	508	G
25	DA	509	C
25	DA	512	G
25	DA	530	G
25	DA	531	C
25	DA	532	A
25	DA	533	G
25	DA	542	C
25	DA	551	G

Continued on next page...

Continued from previous page...

Mol	Chain	Res	Type
25	DA	552	G
25	DA	556	G
25	DA	563	G
25	DA	573	G
25	DA	587	C
25	DA	604	G
25	DA	607	U
25	DA	613	G
25	DA	614(A)	U
25	DA	614(B)	G
25	DA	615	G
25	DA	627	A
25	DA	637	A
25	DA	645	C
25	DA	646	A
25	DA	670	A
25	DA	673	C
25	DA	686	G
25	DA	708	C
25	DA	722	A
25	DA	730	C
25	DA	753	C
25	DA	759	G
25	DA	762	U
25	DA	764	A
25	DA	776	G
25	DA	782	A
25	DA	784	A
25	DA	785	G
25	DA	790	C
25	DA	791	C
25	DA	792	G
25	DA	805	G
25	DA	812	C
25	DA	819	A
25	DA	827	U
25	DA	828	U
25	DA	830	G
25	DA	846	C
25	DA	848	G
25	DA	856	C
25	DA	857	C

Continued on next page...

Continued from previous page...

Mol	Chain	Res	Type
25	DA	858	U
25	DA	859	G
25	DA	866	A
25	DA	886	C
25	DA	890	A
25	DA	896	A
25	DA	897	C
25	DA	904	C
25	DA	910	A
25	DA	911	A
25	DA	912	C
25	DA	917	A
25	DA	919	G
25	DA	926	A
25	DA	932	G
25	DA	933	A
25	DA	941	A
25	DA	945	A
25	DA	946	G
25	DA	953	A
25	DA	958	U
25	DA	959	A
25	DA	961	C
25	DA	965	C
25	DA	974	G
25	DA	975	C
25	DA	975(A)	G
25	DA	983	A
25	DA	991	C
25	DA	996	A
25	DA	1000	A
25	DA	1005	C
25	DA	1012	U
25	DA	1013	C
25	DA	1017	G
25	DA	1022	G
25	DA	1023	U
25	DA	1025	G
25	DA	1026	U
25	DA	1039	G
25	DA	1041	C
25	DA	1044	G

Continued on next page...

Continued from previous page...

Mol	Chain	Res	Type
25	DA	1045	A
25	DA	1047	G
25	DA	1049	C
25	DA	1053	C
25	DA	1110	G
25	DA	1111	A
25	DA	1112	G
25	DA	1113	U
25	DA	1115	G
25	DA	1118	C
25	DA	1126	A
25	DA	1130	U
25	DA	1135	C
25	DA	1136	G
25	DA	1141	U
25	DA	1143	A
25	DA	1155	A
25	DA	1173	G
25	DA	1174	A
25	DA	1175	U
25	DA	1176	G
25	DA	1178	C
25	DA	1195	G
25	DA	1205	U
25	DA	1210	A
25	DA	1211	U
25	DA	1221	C
25	DA	1224	C
25	DA	1236	G
25	DA	1247	A
25	DA	1248	G
25	DA	1250	G
25	DA	1253	A
25	DA	1256	G
25	DA	1271	G
25	DA	1272	A
25	DA	1281	G
25	DA	1300	U
25	DA	1301	A
25	DA	1302	A
25	DA	1313	U
25	DA	1314	C

Continued on next page...

Continued from previous page...

Mol	Chain	Res	Type
25	DA	1319	G
25	DA	1321	A
25	DA	1325	G
25	DA	1329	U
25	DA	1330	C
25	DA	1332	G
25	DA	1345	C
25	DA	1349	A
25	DA	1352	U
25	DA	1359	A
25	DA	1365	A
25	DA	1368	G
25	DA	1379	A
25	DA	1380	G
25	DA	1384	A
25	DA	1385	G
25	DA	1386	C
25	DA	1407	C
25	DA	1416	G
25	DA	1417	C
25	DA	1419	A
25	DA	1420	U
25	DA	1421	G
25	DA	1427	A
25	DA	1428	C
25	DA	1437	C
25	DA	1445	A
25	DA	1447	G
25	DA	1448	G
25	DA	1449	A
25	DA	1450	G
25	DA	1455	G
25	DA	1460	A
25	DA	1461	G
25	DA	1467	C
25	DA	1471	A
25	DA	1475	G
25	DA	1478	G
25	DA	1482	G
25	DA	1485	G
25	DA	1488	G
25	DA	1490	A

Continued on next page...

Continued from previous page...

Mol	Chain	Res	Type
25	DA	1493	C
25	DA	1494	A
25	DA	1495	A
25	DA	1496	A
25	DA	1497	U
25	DA	1498	C
25	DA	1502	C
25	DA	1505	C
25	DA	1509	C
25	DA	1509(A)	A
25	DA	1520	G
25	DA	1525	G
25	DA	1542	A
25	DA	1544	A
25	DA	1545	A
25	DA	1546	C
25	DA	1547	C
25	DA	1554	A
25	DA	1558	A
25	DA	1559	G
25	DA	1569	A
25	DA	1578	U
25	DA	1579	A
25	DA	1584	C
25	DA	1586	A
25	DA	1588	C
25	DA	1591	G
25	DA	1594	G
25	DA	1603	A
25	DA	1608	A
25	DA	1610	A
25	DA	1616	A
25	DA	1617	C
25	DA	1618	A
25	DA	1640	C
25	DA	1647	G
25	DA	1648	C
25	DA	1653	G
25	DA	1654	A
25	DA	1674	G
25	DA	1686	C
25	DA	1696	G

Continued on next page...

Continued from previous page...

Mol	Chain	Res	Type
25	DA	1698	A
25	DA	1700	A
25	DA	1718	G
25	DA	1722	A
25	DA	1739	U
25	DA	1740	G
25	DA	1744	C
25	DA	1746	G
25	DA	1748	G
25	DA	1763	G
25	DA	1764	G
25	DA	1772	G
25	DA	1773	A
25	DA	1779	U
25	DA	1780	A
25	DA	1786	A
25	DA	1791	A
25	DA	1800	C
25	DA	1801	G
25	DA	1816	G
25	DA	1818	U
25	DA	1820	U
25	DA	1829	A
25	DA	1835	G
25	DA	1847	A
25	DA	1858	G
25	DA	1865	G
25	DA	1866	C
25	DA	1877	A
25	DA	1878	G
25	DA	1880	C
25	DA	1882	C
25	DA	1885	A
25	DA	1888	G
25	DA	1889	A
25	DA	1900	A
25	DA	1902	C
25	DA	1906	G
25	DA	1929	G
25	DA	1930	G
25	DA	1936	A
25	DA	1938	A

Continued on next page...

Continued from previous page...

Mol	Chain	Res	Type
25	DA	1955	U
25	DA	1963	U
25	DA	1967	C
25	DA	1969	A
25	DA	1970	A
25	DA	1971	A
25	DA	1972	A
25	DA	1982	C
25	DA	1987	G
25	DA	1988	C
25	DA	1991	U
25	DA	1992	G
25	DA	1993	U
25	DA	1994	C
25	DA	1997	G
25	DA	2023	G
25	DA	2031	A
25	DA	2032	G
25	DA	2033	A
25	DA	2034	U
25	DA	2036	C
25	DA	2043	C
25	DA	2055	C
25	DA	2056	G
25	DA	2059	A
25	DA	2060	A
25	DA	2061	G
25	DA	2062	A
25	DA	2069	G
25	DA	2095	C
25	DA	2099	U
25	DA	2103	C
25	DA	2104	G
25	DA	2108	C
25	DA	2110	G
25	DA	2111	C
25	DA	2116	G
25	DA	2117	A
25	DA	2118	U
25	DA	2119	A
25	DA	2120	G
25	DA	2124	G

Continued on next page...

Continued from previous page...

Mol	Chain	Res	Type
25	DA	2126	A
25	DA	2127	G
25	DA	2131	G
25	DA	2133	G
25	DA	2147	G
25	DA	2165	G
25	DA	2168	G
25	DA	2170	A
25	DA	2171	A
25	DA	2172	U
25	DA	2173	A
25	DA	2174	C
25	DA	2179	C
25	DA	2187	G
25	DA	2190	G
25	DA	2192	G
25	DA	2193	G
25	DA	2199	A
25	DA	2200	C
25	DA	2207	G
25	DA	2208	A
25	DA	2219	G
25	DA	2225	A
25	DA	2226	C
25	DA	2238	G
25	DA	2239	G
25	DA	2246	G
25	DA	2251	G
25	DA	2263	C
25	DA	2275	C
25	DA	2283	C
25	DA	2287	A
25	DA	2288	A
25	DA	2289	G
25	DA	2290	G
25	DA	2305	A
25	DA	2307	G
25	DA	2308	G
25	DA	2309	A
25	DA	2311	A
25	DA	2313	C
25	DA	2316	C

Continued on next page...

Continued from previous page...

Mol	Chain	Res	Type
25	DA	2319	G
25	DA	2320	A
25	DA	2325	G
25	DA	2330	G
25	DA	2331	G
25	DA	2334	G
25	DA	2336	A
25	DA	2345	G
25	DA	2349	G
25	DA	2383	G
25	DA	2385	C
25	DA	2388	A
25	DA	2391	G
25	DA	2392	A
25	DA	2399	G
25	DA	2402	C
25	DA	2423	U
25	DA	2424	C
25	DA	2425	A
25	DA	2429	G
25	DA	2430	A
25	DA	2435	A
25	DA	2439	A
25	DA	2441	C
25	DA	2448	A
25	DA	2464	C
25	DA	2470	G
25	DA	2476	A
25	DA	2478	A
25	DA	2482	G
25	DA	2484	G
25	DA	2491	U
25	DA	2494	G
25	DA	2502	G
25	DA	2505	G
25	DA	2506	U
25	DA	2507	C
25	DA	2516	G
25	DA	2517	C
25	DA	2518	A
25	DA	2520	C
25	DA	2523	G

Continued on next page...

Continued from previous page...

Mol	Chain	Res	Type
25	DA	2529	G
25	DA	2534	A
25	DA	2543	G
25	DA	2554	U
25	DA	2566	A
25	DA	2567	G
25	DA	2573	C
25	DA	2582	G
25	DA	2584	U
25	DA	2585	U
25	DA	2586	C
25	DA	2588	G
25	DA	2602	A
25	DA	2610	C
25	DA	2611	U
25	DA	2612	C
25	DA	2615	U
25	DA	2630	G
25	DA	2646	C
25	DA	2673	G
25	DA	2682	U
25	DA	2690	C
25	DA	2691	C
25	DA	2702	U
25	DA	2712	U
25	DA	2712(A)	A
25	DA	2713	A
25	DA	2714	G
25	DA	2720	U
25	DA	2726	U
25	DA	2733	A
25	DA	2744	G
25	DA	2752	C
25	DA	2754	U
25	DA	2757	A
25	DA	2759	G
25	DA	2762	G
25	DA	2763	G
25	DA	2765	A
25	DA	2766	G
25	DA	2778	A
25	DA	2779	U

Continued on next page...

Continued from previous page...

Mol	Chain	Res	Type
25	DA	2780	G
25	DA	2781	A
25	DA	2791	C
25	DA	2792	G
25	DA	2794	C
25	DA	2799	C
25	DA	2802	G
25	DA	2803	C
25	DA	2804	C
25	DA	2808	U
25	DA	2820	A
25	DA	2821	A
25	DA	2833	G
25	DA	2834	G
25	DA	2835	A
25	DA	2849	U
25	DA	2864	G
25	DA	2872	G
25	DA	2879	C
25	DA	2893	G
26	DB	2	C
26	DB	3	C
26	DB	8	U
26	DB	13	A
26	DB	15	A
26	DB	16	G
26	DB	22	U
26	DB	27	C
26	DB	42	C
26	DB	45	A
26	DB	53	A
26	DB	67	G
26	DB	73	A
26	DB	79	C
26	DB	84	C
26	DB	88	C
26	DB	98	G
26	DB	110	G
26	DB	116	G

All (183) RNA pucker outliers are listed below:

Mol	Chain	Res	Type
1	AA	60	A
1	AA	77	G
1	AA	112	A
1	AA	238	A
1	AA	246	G
1	AA	261	G
1	AA	343	G
1	AA	361	C
1	AA	423	G
1	AA	424	U
1	AA	468	G
1	AA	492	A
1	AA	516	A
1	AA	542	A
1	AA	543	U
1	AA	731	C
1	AA	969	U
1	AA	1031	U
1	AA	1046	G
1	AA	1047	U
1	AA	1049	A
1	AA	1111	C
1	AA	1182	A
1	AA	1192	U
1	AA	1281	G
1	AA	1481	G
1	AA	1482	G
23	AV	18	U
23	AV	35	C
23	AV	49	C
23	AV	53	G
23	AV	61	U
25	BA	71	A
25	BA	74	A
25	BA	197	A
25	BA	214	G
25	BA	221	A
25	BA	283	A
25	BA	286	C
25	BA	331	A
25	BA	332	A
25	BA	387	U
25	BA	474	G

Continued on next page...

Continued from previous page...

Mol	Chain	Res	Type
25	BA	481	G
25	BA	603	A
25	BA	614(C)	A
25	BA	752	A
25	BA	790	C
25	BA	856	C
25	BA	945	A
25	BA	1022	G
25	BA	1210	A
25	BA	1286	A
25	BA	1300	U
25	BA	1301	A
25	BA	1324	G
25	BA	1378	A
25	BA	1395	A
25	BA	1427	A
25	BA	1558	A
25	BA	1608	A
25	BA	1686	C
25	BA	1819	A
25	BA	1987	G
25	BA	2033	A
25	BA	2111	C
25	BA	2116	G
25	BA	2126	A
25	BA	2171	A
25	BA	2172	U
25	BA	2187	G
25	BA	2225	A
25	BA	2263	C
25	BA	2282	G
25	BA	2422	A
25	BA	2481	G
25	BA	2506	U
25	BA	2610	C
25	BA	2681	C
25	BA	2689	U
25	BA	2726	U
25	BA	2756	U
25	BA	2763	G
25	BA	2780	G
25	BA	2864	G

Continued on next page...

Continued from previous page...

Mol	Chain	Res	Type
26	BB	66	A
1	CA	60	A
1	CA	77	G
1	CA	112	A
1	CA	238	A
1	CA	245	A
1	CA	261	G
1	CA	262	C
1	CA	269	A
1	CA	343	G
1	CA	361	C
1	CA	423	G
1	CA	468	G
1	CA	492	A
1	CA	516	A
1	CA	543	U
1	CA	670	A
1	CA	731	C
1	CA	776	U
1	CA	969	U
1	CA	1031	U
1	CA	1046	G
1	CA	1047	U
1	CA	1049	A
1	CA	1182	A
1	CA	1192	U
1	CA	1237	A
1	CA	1260	A
1	CA	1266	A
1	CA	1280	A
1	CA	1281	G
1	CA	1480	A
1	CA	1481	G
23	CV	18	U
23	CV	19	G
23	CV	35	C
23	CV	53	G
23	CV	61	U
24	CX	14	A
25	DA	70	G
25	DA	71	A
25	DA	74	A

Continued on next page...

Continued from previous page...

Mol	Chain	Res	Type
25	DA	197	A
25	DA	214	G
25	DA	221	A
25	DA	272(J)	C
25	DA	283	A
25	DA	286	C
25	DA	331	A
25	DA	332	A
25	DA	387	U
25	DA	474	G
25	DA	481	G
25	DA	603	A
25	DA	614(C)	A
25	DA	752	A
25	DA	790	C
25	DA	856	C
25	DA	945	A
25	DA	1022	G
25	DA	1210	A
25	DA	1286	A
25	DA	1300	U
25	DA	1301	A
25	DA	1324	G
25	DA	1378	A
25	DA	1385	G
25	DA	1395	A
25	DA	1427	A
25	DA	1447	G
25	DA	1558	A
25	DA	1608	A
25	DA	1686	C
25	DA	1818	U
25	DA	1819	A
25	DA	1987	G
25	DA	2033	A
25	DA	2111	C
25	DA	2116	G
25	DA	2126	A
25	DA	2171	A
25	DA	2172	U
25	DA	2187	G
25	DA	2225	A

Continued on next page...

Continued from previous page...

Mol	Chain	Res	Type
25	DA	2263	C
25	DA	2282	G
25	DA	2422	A
25	DA	2481	G
25	DA	2506	U
25	DA	2610	C
25	DA	2681	C
25	DA	2689	U
25	DA	2726	U
25	DA	2756	U
25	DA	2763	G
25	DA	2780	G
25	DA	2864	G
26	DB	66	A

5.4 Non-standard residues in protein, DNA, RNA chains [i](#)

There are no non-standard protein/DNA/RNA residues in this entry.

5.5 Carbohydrates [i](#)

There are no carbohydrates in this entry.

5.6 Ligand geometry [i](#)

Of 746 ligands modelled in this entry, 744 are monoatomic - leaving 2 for Mogul analysis.

In the following table, the Counts columns list the number of bonds (or angles) for which Mogul statistics could be retrieved, the number of bonds (or angles) that are observed in the model and the number of bonds (or angles) that are defined in the Chemical Component Dictionary. The Link column lists molecule types, if any, to which the group is linked. The Z score for a bond length (or angle) is the number of standard deviations the observed value is removed from the expected value. A bond length (or angle) with $|Z| > 2$ is considered an outlier worth inspection. RMSZ is the root-mean-square of all Z scores of the bond lengths (or angles).

Mol	Type	Chain	Res	Link	Bond lengths			Bond angles		
					Counts	RMSZ	# Z > 2	Counts	RMSZ	# Z > 2
58	PAR	AA	1694	-	45,45,45	1.56	9 (20%)	64,67,67	1.26	6 (9%)
58	PAR	CA	1695	-	45,45,45	1.86	11 (24%)	64,67,67	1.38	7 (10%)

In the following table, the Chirals column lists the number of chiral outliers, the number of chiral

centers analysed, the number of these observed in the model and the number defined in the Chemical Component Dictionary. Similar counts are reported in the Torsion and Rings columns. '-' means no outliers of that kind were identified.

Mol	Type	Chain	Res	Link	Chirals	Torsions	Rings
58	PAR	AA	1694	-	-	5/18/94/94	0/4/4/4
58	PAR	CA	1695	-	-	3/18/94/94	0/4/4/4

All (20) bond length outliers are listed below:

Mol	Chain	Res	Type	Atoms	Z	Observed(Å)	Ideal(Å)
58	CA	1695	PAR	C34-C24	6.06	1.61	1.53
58	CA	1695	PAR	C64-C54	5.69	1.59	1.52
58	AA	1694	PAR	C64-C54	4.45	1.58	1.52
58	CA	1695	PAR	C52-C42	3.66	1.59	1.52
58	AA	1694	PAR	C34-C24	3.34	1.57	1.53
58	AA	1694	PAR	C52-C42	3.08	1.58	1.52
58	AA	1694	PAR	O54-C14	2.98	1.49	1.41
58	CA	1695	PAR	O54-C14	2.92	1.49	1.41
58	CA	1695	PAR	C11-C21	2.87	1.58	1.52
58	AA	1694	PAR	C11-C21	2.64	1.57	1.52
58	AA	1694	PAR	O51-C11	2.57	1.48	1.41
58	CA	1695	PAR	O54-C54	2.41	1.50	1.44
58	CA	1695	PAR	C62-C52	2.30	1.58	1.52
58	CA	1695	PAR	C44-C34	2.22	1.58	1.52
58	AA	1694	PAR	C14-C24	2.18	1.56	1.52
58	AA	1694	PAR	O54-C54	2.08	1.49	1.44
58	CA	1695	PAR	O51-C11	2.06	1.47	1.41
58	CA	1695	PAR	C42-C32	2.06	1.57	1.53
58	AA	1694	PAR	C31-C21	2.03	1.56	1.53
58	CA	1695	PAR	O11-C42	2.01	1.49	1.43

All (13) bond angle outliers are listed below:

Mol	Chain	Res	Type	Atoms	Z	Observed(°)	Ideal(°)
58	CA	1695	PAR	C14-O54-C54	4.51	122.53	113.69
58	CA	1695	PAR	O54-C54-C64	4.16	113.76	106.01
58	AA	1694	PAR	O54-C54-C64	3.93	113.32	106.01
58	CA	1695	PAR	O52-C13-C23	3.86	115.96	107.96
58	AA	1694	PAR	C14-O54-C54	3.67	120.89	113.69
58	CA	1695	PAR	O11-C11-C21	3.49	114.22	108.22
58	AA	1694	PAR	O33-C14-C24	3.43	114.12	108.22
58	CA	1695	PAR	O33-C14-C24	3.42	114.11	108.22
58	AA	1694	PAR	O52-C13-C23	3.17	114.53	107.96

Continued on next page...

Continued from previous page...

Mol	Chain	Res	Type	Atoms	Z	Observed(°)	Ideal(°)
58	AA	1694	PAR	O11-C11-C21	3.16	113.66	108.22
58	AA	1694	PAR	C11-O51-C51	2.48	118.55	113.69
58	CA	1695	PAR	C11-O51-C51	2.42	118.44	113.69
58	CA	1695	PAR	O52-C13-O43	-2.24	109.00	111.43

There are no chirality outliers.

All (8) torsion outliers are listed below:

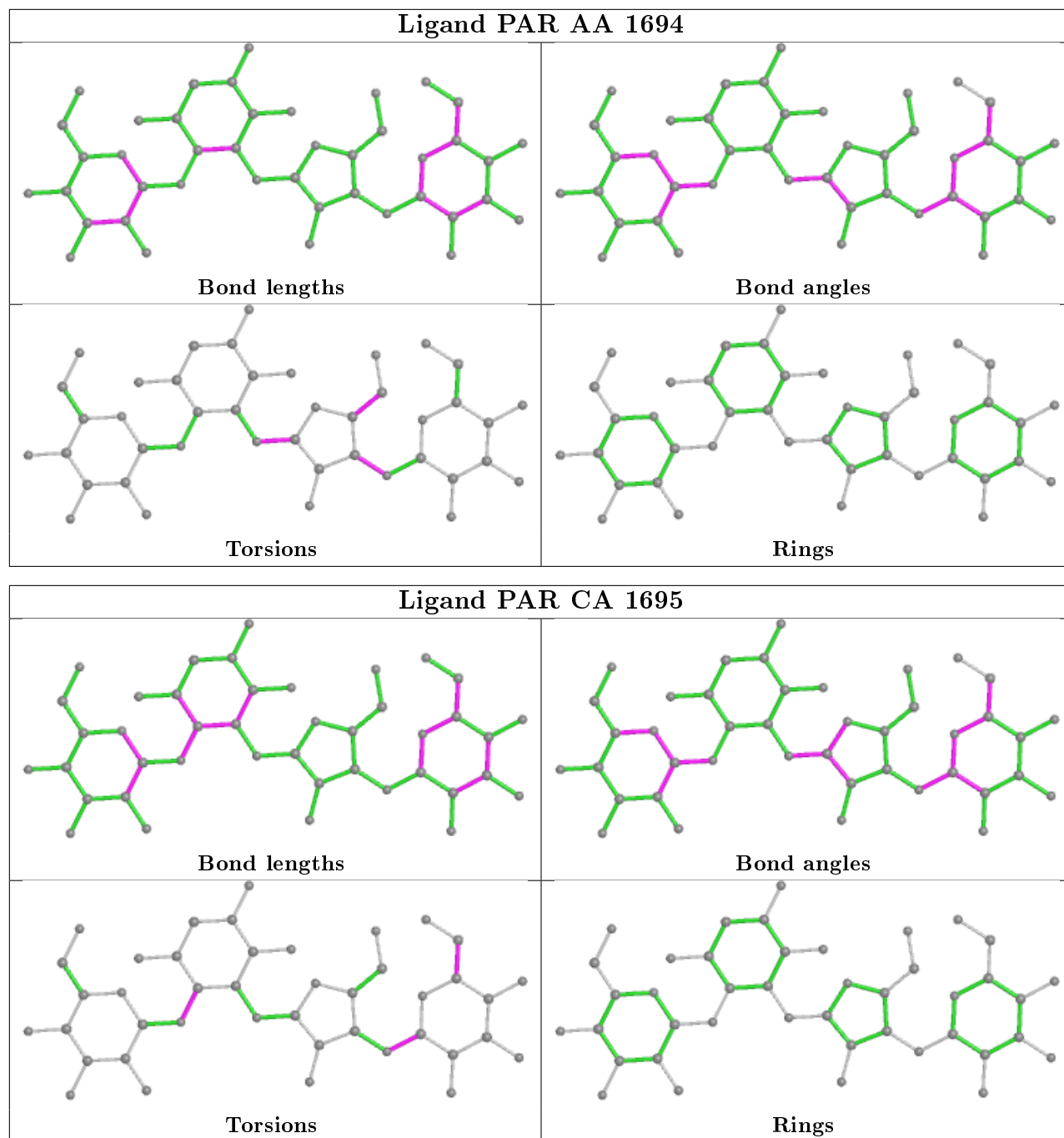
Mol	Chain	Res	Type	Atoms
58	AA	1694	PAR	C23-C13-O52-C52
58	AA	1694	PAR	O43-C43-C53-O53
58	AA	1694	PAR	C33-C43-C53-O53
58	AA	1694	PAR	O43-C13-O52-C52
58	CA	1695	PAR	C44-C54-C64-N64
58	CA	1695	PAR	O54-C14-O33-C33
58	CA	1695	PAR	C52-C42-O11-C11
58	AA	1694	PAR	C43-C33-O33-C14

There are no ring outliers.

2 monomers are involved in 4 short contacts:

Mol	Chain	Res	Type	Clashes	Symm-Clashes
58	AA	1694	PAR	3	0
58	CA	1695	PAR	1	0

The following is a two-dimensional graphical depiction of Mogul quality analysis of bond lengths, bond angles, torsion angles, and ring geometry for all instances of the Ligand of Interest. In addition, ligands with molecular weight > 250 and outliers as shown on the validation Tables will also be included. For torsion angles, if less than 5% of the Mogul distribution of torsion angles is within 10 degrees of the torsion angle in question, then that torsion angle is considered an outlier. Any bond that is central to one or more torsion angles identified as an outlier by Mogul will be highlighted in the graph. For rings, the root-mean-square deviation (RMSD) between the ring in question and similar rings identified by Mogul is calculated over all ring torsion angles. If the average RMSD is greater than 60 degrees and the minimal RMSD between the ring in question and any Mogul-identified rings is also greater than 60 degrees, then that ring is considered an outlier. The outliers are highlighted in purple. The color gray indicates Mogul did not find sufficient equivalents in the CSD to analyse the geometry.



5.7 Other polymers [i](#)

There are no such residues in this entry.

5.8 Polymer linkage issues [i](#)

There are no chain breaks in this entry.

6 Fit of model and data i

6.1 Protein, DNA and RNA chains i

In the following table, the column labelled ‘#RSRZ> 2’ contains the number (and percentage) of RSRZ outliers, followed by percent RSRZ outliers for the chain as percentile scores relative to all X-ray entries and entries of similar resolution. The OWAB column contains the minimum, median, 95th percentile and maximum values of the occupancy-weighted average B-factor per residue. The column labelled ‘Q< 0.9’ lists the number of (and percentage) of residues with an average occupancy less than 0.9.

Mol	Chain	Analysed	<RSRZ>	#RSRZ>2	OWAB(Å ²)	Q<0.9
1	AA	1504/1522 (98%)	0.20	60 (3%) 38 30	7, 49, 127, 206	0
1	CA	1503/1522 (98%)	0.18	63 (4%) 36 29	2, 41, 123, 215	0
2	AB	235/256 (91%)	0.17	10 (4%) 35 28	44, 88, 131, 174	0
2	CB	235/256 (91%)	0.24	13 (5%) 25 20	40, 81, 123, 166	0
3	AC	207/239 (86%)	0.23	13 (6%) 20 14	38, 71, 111, 143	0
3	CC	207/239 (86%)	0.20	9 (4%) 35 28	28, 62, 104, 145	0
4	AD	208/209 (99%)	-0.01	4 (1%) 66 57	28, 59, 107, 141	0
4	CD	208/209 (99%)	0.11	7 (3%) 45 35	21, 52, 103, 125	0
5	AE	151/162 (93%)	0.24	4 (2%) 56 45	7, 52, 95, 111	0
5	CE	151/162 (93%)	0.21	6 (3%) 38 30	4, 46, 92, 114	0
6	AF	101/101 (100%)	0.03	4 (3%) 38 30	16, 53, 101, 141	0
6	CF	101/101 (100%)	0.49	9 (8%) 9 7	12, 55, 104, 131	0
7	AG	155/156 (99%)	0.28	12 (7%) 13 10	34, 66, 111, 154	0
7	CG	155/156 (99%)	0.25	11 (7%) 16 11	27, 64, 114, 148	0
8	AH	138/138 (100%)	0.06	3 (2%) 62 51	19, 59, 87, 125	0
8	CH	138/138 (100%)	-0.04	3 (2%) 62 51	12, 49, 82, 122	0
9	AI	127/128 (99%)	0.41	6 (4%) 31 25	31, 75, 120, 153	0
9	CI	127/128 (99%)	0.43	5 (3%) 39 30	27, 75, 114, 148	0
10	AJ	99/105 (94%)	0.89	16 (16%) 1 2	41, 85, 128, 142	0
10	CJ	99/105 (94%)	0.64	6 (6%) 21 15	27, 77, 128, 143	0
11	AK	119/129 (92%)	0.35	9 (7%) 13 10	13, 49, 98, 129	0
11	CK	119/129 (92%)	0.18	4 (3%) 45 35	8, 46, 98, 121	0
12	AL	125/132 (94%)	0.04	5 (4%) 38 30	2, 39, 88, 141	0
12	CL	125/132 (94%)	0.18	4 (3%) 47 37	0, 27, 75, 143	0

Continued on next page...

Continued from previous page...

Mol	Chain	Analysed	<RSRZ>	#RSRZ>2	OWAB(Å ²)	Q<0.9
13	AM	125/126 (99%)	0.54	13 (10%) 6 5	36, 76, 116, 147	0
13	CM	125/126 (99%)	0.22	8 (6%) 19 14	22, 61, 109, 136	0
14	AN	60/61 (98%)	0.38	3 (5%) 28 24	40, 67, 117, 132	0
14	CN	60/61 (98%)	0.37	2 (3%) 46 36	31, 50, 106, 121	0
15	AO	88/89 (98%)	0.13	3 (3%) 45 35	14, 48, 93, 116	0
15	CO	88/89 (98%)	0.05	2 (2%) 60 50	9, 45, 89, 132	0
16	AP	84/88 (95%)	0.10	1 (1%) 79 70	30, 51, 101, 137	0
16	CP	84/88 (95%)	0.04	0 100 100	30, 52, 88, 106	0
17	AQ	100/105 (95%)	0.17	4 (4%) 38 30	24, 56, 103, 111	0
17	CQ	100/105 (95%)	0.15	3 (3%) 50 38	18, 53, 110, 121	0
18	AR	70/88 (79%)	0.20	3 (4%) 35 28	17, 54, 98, 118	0
18	CR	70/88 (79%)	0.07	0 100 100	12, 47, 88, 116	0
19	AS	79/93 (84%)	0.26	7 (8%) 9 7	37, 76, 126, 161	0
19	CS	79/93 (84%)	0.15	1 (1%) 77 68	26, 55, 121, 146	0
20	AT	99/106 (93%)	0.30	8 (8%) 12 9	11, 59, 105, 121	0
20	CT	99/106 (93%)	0.26	5 (5%) 28 23	3, 58, 106, 125	0
21	AU	25/27 (92%)	0.98	4 (16%) 1 2	41, 69, 87, 97	0
21	CU	25/27 (92%)	0.49	2 (8%) 12 10	31, 55, 91, 125	0
22	AW	76/76 (100%)	1.47	24 (31%) 0 0	23, 129, 187, 208	0
22	AY	17/76 (22%)	1.27	2 (11%) 4 4	29, 51, 105, 123	0
22	CW	76/76 (100%)	1.58	25 (32%) 0 0	12, 118, 185, 207	0
22	CY	17/76 (22%)	0.77	4 (23%) 0 0	10, 37, 117, 125	0
23	AV	77/77 (100%)	0.28	3 (3%) 39 30	16, 67, 122, 137	0
23	CV	77/77 (100%)	0.23	5 (6%) 18 13	10, 55, 109, 155	0
24	AX	8/24 (33%)	0.15	0 100 100	15, 33, 63, 66	0
24	CX	10/24 (41%)	0.05	1 (10%) 7 6	9, 26, 96, 134	0
25	BA	2803/2916 (96%)	0.50	187 (6%) 17 13	6, 38, 143, 240	0
25	DA	2803/2916 (96%)	0.45	145 (5%) 27 23	0, 20, 132, 232	0
26	BB	119/122 (97%)	0.61	5 (4%) 36 29	32, 70, 127, 179	0
26	DB	119/122 (97%)	0.40	4 (3%) 45 35	14, 44, 88, 118	0
27	BC	191/229 (83%)	2.00	81 (42%) 0 0	44, 115, 155, 180	0

Continued on next page...

Continued from previous page...

Mol	Chain	Analysed	<RSRZ>	#RSRZ>2	OWAB(Å ²)	Q<0.9
27	DC	191/229 (83%)	2.19	85 (44%) 0 0	33, 112, 151, 174	0
28	BD	272/276 (98%)	-0.02	1 (0%) 92 87	6, 23, 70, 121	0
28	DD	272/276 (98%)	-0.18	4 (1%) 73 64	0, 11, 51, 96	0
29	BE	205/206 (99%)	0.10	5 (2%) 59 48	13, 50, 111, 161	0
29	DE	205/206 (99%)	0.15	6 (2%) 51 40	1, 29, 96, 158	0
30	BF	208/210 (99%)	0.11	9 (4%) 35 28	10, 43, 115, 172	0
30	DF	208/210 (99%)	-0.12	3 (1%) 75 66	0, 23, 106, 154	0
31	BG	181/182 (99%)	0.15	10 (5%) 25 20	9, 63, 118, 169	0
31	DG	181/182 (99%)	0.12	12 (6%) 18 13	4, 51, 107, 178	0
32	BH	160/180 (88%)	1.49	51 (31%) 0 0	37, 115, 166, 197	0
32	DH	160/180 (88%)	0.55	9 (5%) 24 19	3, 61, 115, 143	0
33	BI	146/148 (98%)	0.45	11 (7%) 14 10	19, 68, 125, 152	0
33	DI	146/148 (98%)	0.22	7 (4%) 30 25	6, 64, 119, 168	0
34	BN	139/140 (99%)	0.09	2 (1%) 75 66	23, 58, 106, 176	0
34	DN	139/140 (99%)	-0.20	0 100 100	2, 29, 83, 139	0
35	BO	122/122 (100%)	-0.33	0 100 100	17, 42, 82, 99	0
35	DO	122/122 (100%)	-0.45	0 100 100	0, 22, 61, 74	0
36	BP	146/150 (97%)	0.28	5 (3%) 45 35	8, 49, 108, 157	0
36	DP	146/150 (97%)	0.21	5 (3%) 45 35	0, 43, 108, 167	0
37	BQ	141/141 (100%)	0.29	8 (5%) 23 19	7, 50, 102, 180	0
37	DQ	141/141 (100%)	-0.06	3 (2%) 63 53	1, 25, 75, 167	0
38	BR	117/118 (99%)	-0.17	1 (0%) 84 77	18, 39, 91, 120	0
38	DR	117/118 (99%)	-0.15	1 (0%) 84 77	4, 22, 64, 109	0
39	BS	99/112 (88%)	0.22	1 (1%) 82 75	15, 67, 116, 158	0
39	DS	99/112 (88%)	0.18	3 (3%) 50 38	11, 41, 91, 147	0
40	BT	138/146 (94%)	-0.03	7 (5%) 28 23	24, 57, 109, 142	0
40	DT	138/146 (94%)	-0.19	3 (2%) 62 51	3, 39, 96, 120	0
41	BU	117/118 (99%)	0.21	3 (2%) 56 45	14, 48, 114, 142	0
41	DU	117/118 (99%)	-0.22	0 100 100	2, 19, 65, 93	0
42	BV	101/101 (100%)	0.39	5 (4%) 28 24	15, 72, 122, 175	0
42	DV	101/101 (100%)	0.08	2 (1%) 65 55	1, 39, 86, 153	0

Continued on next page...

Continued from previous page...

Mol	Chain	Analysed	<RSRZ>	#RSRZ>2	OWAB(Å ²)	Q<0.9
43	BW	113/113 (100%)	0.28	7 (6%) 20 15	11, 32, 89, 159	0
43	DW	113/113 (100%)	-0.09	1 (0%) 84 77	2, 17, 64, 110	0
44	BX	93/96 (96%)	-0.06	0 100 100	15, 35, 72, 98	0
44	DX	93/96 (96%)	0.12	3 (3%) 47 37	2, 20, 73, 84	0
45	BY	101/110 (91%)	0.80	20 (19%) 1 1	20, 63, 128, 197	0
45	DY	101/110 (91%)	0.45	9 (8%) 9 7	6, 54, 131, 226	0
46	BZ	177/206 (85%)	0.87	25 (14%) 2 3	0, 83, 131, 156	0
46	DZ	177/206 (85%)	0.51	17 (9%) 8 6	4, 66, 131, 155	0
47	B0	84/85 (98%)	0.75	12 (14%) 2 2	11, 44, 92, 147	0
47	D0	84/85 (98%)	0.44	9 (10%) 6 5	4, 23, 85, 144	0
48	B1	94/98 (95%)	0.56	4 (4%) 35 28	6, 33, 89, 106	0
48	D1	94/98 (95%)	0.11	0 100 100	2, 28, 85, 136	0
49	B2	71/72 (98%)	-0.10	2 (2%) 53 41	18, 49, 104, 122	0
49	D2	71/72 (98%)	0.06	2 (2%) 53 41	2, 30, 96, 132	0
50	B3	60/60 (100%)	0.34	3 (5%) 28 24	20, 59, 111, 177	0
50	D3	60/60 (100%)	0.20	3 (5%) 28 24	2, 26, 90, 130	0
51	B4	31/71 (43%)	-0.12	0 100 100	33, 76, 100, 107	0
51	D4	31/71 (43%)	0.10	0 100 100	8, 66, 113, 156	0
52	B5	59/60 (98%)	0.42	6 (10%) 6 6	1, 43, 128, 147	0
52	D5	59/60 (98%)	0.17	3 (5%) 28 23	0, 29, 112, 160	0
53	B6	45/54 (83%)	1.67	14 (31%) 0 0	26, 85, 131, 153	0
53	D6	45/54 (83%)	1.58	18 (40%) 0 0	15, 78, 124, 159	0
54	B7	49/49 (100%)	-0.05	0 100 100	0, 18, 70, 86	0
54	D7	49/49 (100%)	-0.13	1 (2%) 65 55	0, 3, 44, 108	0
55	B8	64/65 (98%)	0.47	6 (9%) 8 7	0, 39, 92, 121	0
55	D8	64/65 (98%)	0.12	2 (3%) 49 38	0, 21, 71, 121	0
56	B9	36/37 (97%)	3.95	32 (88%) 0 0	79, 117, 145, 155	0
56	D9	36/37 (97%)	4.31	33 (91%) 0 0	45, 105, 140, 163	0
All	All	21119/22212 (95%)	0.34	1335 (6%) 20 14	0, 46, 126, 240	0

All (1335) RSRZ outliers are listed below:

Mol	Chain	Res	Type	RSRZ
25	BA	2802	G	13.9
25	DA	2802	G	13.0
11	AK	129	SER	12.9
27	DC	166	ASP	12.4
25	BA	2795	G	11.7
45	DY	51	VAL	11.6
27	BC	76	ALA	11.1
56	B9	14	CYS	11.1
25	BA	2801	A	10.2
7	CG	82	GLY	9.9
22	CW	20	U	9.7
7	CG	83	ALA	9.7
25	BA	2796	U	9.5
25	DA	1509	C	9.5
25	DA	2795	G	9.4
7	CG	84	ASN	9.3
45	BY	56	PRO	9.1
56	B9	34	GLN	9.0
45	DY	52	SER	9.0
22	AW	47	U	9.0
27	BC	79	LYS	8.8
27	BC	148	ASN	8.6
11	AK	128	ALA	8.6
22	CW	47	U	8.6
56	D9	14	CYS	8.4
1	AA	1016	G	8.4
27	DC	85	GLU	8.4
27	DC	107	TRP	8.1
56	D9	32	HIS	8.1
25	BA	2799	C	8.1
27	DC	80	GLY	8.0
29	DE	205	ALA	8.0
56	D9	25	VAL	8.0
7	AG	83	ALA	7.9
25	BA	2138	C	7.9
25	DA	2116	G	7.8
30	BF	1	MET	7.8
27	BC	78	ALA	7.8
1	AA	84	C	7.7
32	BH	24	VAL	7.7
50	D3	1	MET	7.6
56	D9	29	ASN	7.6
27	BC	95	GLY	7.4

Continued on next page...

Continued from previous page...

Mol	Chain	Res	Type	RSRZ
25	BA	1509	C	7.3
46	BZ	115	GLY	7.3
25	DA	896	A	7.2
27	DC	121	GLY	7.2
53	B6	13	CYS	7.2
27	DC	38	ASP	7.2
11	CK	129	SER	7.1
29	BE	205	ALA	7.1
45	BY	59	GLY	7.1
46	BZ	113	ALA	7.1
46	BZ	114	GLY	7.1
1	CA	84	C	7.0
45	DY	59	GLY	7.0
26	BB	88	C	7.0
56	D9	34	GLN	6.9
25	BA	2801(A)	A	6.9
56	B9	13	LYS	6.9
56	D9	28	GLU	6.9
27	DC	81	GLU	6.9
27	DC	165	ASN	6.9
1	CA	80	U	6.8
27	DC	120	MET	6.7
32	BH	23	ARG	6.7
22	CW	59	U	6.7
7	AG	2	ALA	6.6
22	AW	20	U	6.6
27	DC	79	LYS	6.6
27	DC	84	LYS	6.6
47	B0	8	GLY	6.5
47	B0	3	HIS	6.5
27	BC	77	ILE	6.4
41	BU	118	GLY	6.4
12	CL	129	ALA	6.4
22	AW	19	G	6.3
7	AG	84	ASN	6.2
1	AA	80	U	6.2
19	AS	82	GLY	6.1
46	DZ	179	ASP	6.1
1	CA	979	G	6.1
27	BC	133	PRO	6.1
25	DA	2115	G	6.1
1	AA	81	U	6.1

Continued on next page...

Continued from previous page...

Mol	Chain	Res	Type	RSRZ
22	CW	48	C	6.0
32	BH	57	ASP	6.0
25	BA	2895	U	6.0
56	D9	12	ASP	6.0
25	BA	11	G	6.0
27	DC	108	MET	5.8
25	BA	1026	U	5.8
46	DZ	112	ARG	5.8
56	B9	12	ASP	5.8
25	DA	2801	A	5.8
32	BH	37	VAL	5.7
23	CV	48	U	5.7
32	BH	38	SER	5.6
25	DA	2117	A	5.6
47	D0	3	HIS	5.6
27	BC	57	ASN	5.6
1	CA	79	U	5.5
43	BW	113	LYS	5.5
25	BA	2139	C	5.5
1	CA	1241	C	5.5
31	BG	182	LYS	5.4
27	DC	26	ALA	5.4
25	BA	1052	C	5.4
31	DG	86	MET	5.4
25	DA	2796	U	5.4
32	BH	70	THR	5.4
2	AB	40	HIS	5.4
43	BW	1	MET	5.3
56	B9	25	VAL	5.3
56	D9	6	SER	5.3
25	BA	10	G	5.3
56	B9	29	ASN	5.3
56	D9	24	TYR	5.3
56	D9	30	PRO	5.3
56	B9	32	HIS	5.2
27	DC	142	ALA	5.2
22	AW	21	A	5.2
32	BH	66	GLY	5.2
1	CA	78	G	5.2
32	DH	171	LEU	5.2
1	CA	83	A	5.2
25	DA	2135	A	5.2

Continued on next page...

Continued from previous page...

Mol	Chain	Res	Type	RSRZ
27	DC	34	THR	5.2
25	BA	2154	G	5.2
1	CA	339	A	5.2
27	DC	179	SER	5.2
56	B9	5	ALA	5.1
1	AA	82	U	5.1
22	AW	46	G	5.1
56	D9	15	LYS	5.1
56	D9	31	LYS	5.1
32	BH	35	VAL	5.1
7	AG	82	GLY	5.1
56	B9	27	CYS	5.1
12	CL	128	ALA	5.1
25	DA	2173	A	5.1
25	BA	888	C	5.0
1	CA	407	A	5.0
1	CA	1011	G	5.0
25	BA	2893	G	5.0
52	B5	53	ALA	5.0
27	BC	96	GLY	4.9
49	B2	72	ALA	4.9
22	CW	50	U	4.9
13	AM	123	ALA	4.9
32	BH	52	VAL	4.9
25	DA	899	A	4.9
7	AG	81	GLY	4.9
1	CA	86	C	4.9
25	DA	2310	A	4.9
56	D9	17	ILE	4.9
56	B9	9	ARG	4.9
25	BA	1174	A	4.8
1	AA	979	G	4.8
45	BY	57	GLN	4.8
1	AA	1015	G	4.8
56	B9	33	LYS	4.8
46	DZ	177	PRO	4.8
25	DA	2894	G	4.8
27	BC	125	SER	4.8
53	D6	43	CYS	4.8
25	DA	508	G	4.7
46	BZ	144	LEU	4.7
1	AA	1005	C	4.7

Continued on next page...

Continued from previous page...

Mol	Chain	Res	Type	RSRZ
32	BH	32	GLU	4.7
56	D9	27	CYS	4.7
27	BC	59	ARG	4.7
27	DC	18	LYS	4.7
27	DC	140	PRO	4.7
9	CI	4	TYR	4.7
46	BZ	179	ASP	4.7
25	BA	2125	G	4.7
25	BA	2173	A	4.7
56	D9	7	VAL	4.7
25	DA	2126	A	4.6
7	CG	81	GLY	4.6
1	AA	1431	A	4.6
10	AJ	73	ASP	4.6
27	DC	76	ALA	4.6
46	DZ	114	GLY	4.6
53	D6	26	ASN	4.6
3	AC	170	GLN	4.6
32	BH	19	VAL	4.6
25	BA	2116	G	4.6
25	BA	2156	G	4.5
25	BA	2894	G	4.5
25	BA	2602	A	4.5
21	AU	17	THR	4.5
11	AK	11	LYS	4.5
52	D5	60	VAL	4.5
1	CA	74	C	4.5
25	BA	2803	C	4.5
25	DA	272(A)	U	4.5
19	CS	82	GLY	4.5
27	DC	56	GLN	4.5
25	BA	1507	A	4.5
25	DA	877	U	4.5
1	AA	86	C	4.5
21	AU	18	TYR	4.5
25	BA	2127	G	4.5
25	BA	2758	A	4.5
32	BH	51	ARG	4.5
27	BC	126	LYS	4.5
47	B0	5	LYS	4.5
25	DA	2801(A)	A	4.4
12	CL	127	GLU	4.4

Continued on next page...

Continued from previous page...

Mol	Chain	Res	Type	RSRZ
27	DC	128	GLY	4.4
25	DA	2150	U	4.4
1	AA	213	C	4.4
56	B9	11	CYS	4.4
30	BF	25	PRO	4.4
53	B6	14	THR	4.4
1	CA	1013	G	4.4
7	CG	85	TYR	4.4
56	B9	31	LYS	4.4
1	AA	79	U	4.4
27	BC	56	GLN	4.3
46	BZ	148	ASP	4.3
8	CH	46	LYS	4.3
47	D0	8	GLY	4.3
7	AG	85	TYR	4.3
1	CA	1012	A	4.3
27	DC	109	ASP	4.3
27	DC	106	GLY	4.3
27	DC	126	LYS	4.3
27	DC	51	PRO	4.3
27	BC	27	ARG	4.3
25	DA	2896	C	4.2
47	B0	6	GLY	4.2
25	DA	1026	U	4.2
27	DC	95	GLY	4.2
25	BA	1450	G	4.2
27	DC	127	LEU	4.2
25	DA	2151	G	4.2
27	BC	190	ARG	4.2
37	BQ	140	ALA	4.2
56	B9	4	ARG	4.2
2	CB	7	VAL	4.2
56	B9	36	GLN	4.2
45	BY	2	ARG	4.2
25	BA	2155	G	4.2
25	DA	2131	G	4.2
23	AV	1	C	4.2
25	BA	1505	C	4.1
14	AN	38	GLY	4.1
1	CA	1238	U	4.1
32	BH	106	THR	4.1
27	DC	55	ASP	4.1

Continued on next page...

Continued from previous page...

Mol	Chain	Res	Type	RSRZ
45	BY	58	GLY	4.1
1	AA	83	A	4.1
3	AC	149	ALA	4.1
25	BA	1144	G	4.1
10	AJ	34	VAL	4.1
25	DA	2602	A	4.1
32	BH	17	VAL	4.1
27	BC	164	ARG	4.1
27	DC	139	ASN	4.1
56	D9	16	VAL	4.1
20	CT	106	ALA	4.1
52	B5	2	ALA	4.1
52	B5	59	GLU	4.1
25	DA	1046	A	4.1
56	D9	8	LYS	4.1
1	CA	1004	G	4.1
25	DA	2171	A	4.0
25	DA	2138	C	4.0
1	AA	78	G	4.0
56	D9	26	ILE	4.0
45	BY	60	PHE	4.0
25	BA	2162	G	4.0
25	DA	1593	G	4.0
25	BA	271(A)	A	4.0
27	BC	149	ILE	4.0
1	CA	311	G	4.0
47	D0	2	ALA	4.0
27	BC	102	LYS	4.0
22	CW	21	A	4.0
27	DC	141	LYS	4.0
47	B0	4	LYS	4.0
1	CA	1008	C	4.0
25	DA	2402	C	4.0
10	AJ	64	GLU	4.0
27	DC	52	ARG	4.0
56	D9	9	ARG	4.0
27	DC	101	GLN	4.0
22	AY	32	U	4.0
2	CB	16	HIS	4.0
29	BE	204	ALA	4.0
27	BC	18	LYS	4.0
25	DA	2125	G	3.9

Continued on next page...

Continued from previous page...

Mol	Chain	Res	Type	RSRZ
25	DA	2799	C	3.9
25	DA	11	G	3.9
46	BZ	112	ARG	3.9
25	BA	2135	A	3.9
25	BA	1108	U	3.9
45	BY	61	ILE	3.9
45	BY	48	ALA	3.9
1	AA	210	U	3.9
27	DC	24	GLU	3.9
46	DZ	119	GLU	3.9
12	AL	128	ALA	3.9
27	DC	35	ALA	3.9
46	DZ	176	PRO	3.9
27	BC	163	PHE	3.9
23	CV	1	C	3.9
1	AA	212	C	3.9
25	DA	2790	A	3.9
25	DA	2132	U	3.9
27	DC	152	ILE	3.9
50	B3	1	MET	3.9
1	CA	75	G	3.9
32	BH	67	LEU	3.9
52	B5	58	LEU	3.9
25	BA	1049	C	3.9
25	DA	2136	C	3.9
1	AA	1508	A	3.8
25	BA	2892	A	3.8
25	DA	2113	U	3.8
26	DB	1	U	3.8
27	DC	98	GLU	3.8
20	AT	104	LEU	3.8
25	BA	7	G	3.8
27	DC	39	GLU	3.8
40	BT	135	ALA	3.8
56	B9	30	PRO	3.8
1	AA	208	U	3.8
25	DA	352	G	3.8
32	BH	69	ARG	3.8
3	AC	159	GLY	3.8
56	D9	5	ALA	3.8
27	DC	151	GLU	3.8
29	BE	54	GLN	3.8

Continued on next page...

Continued from previous page...

Mol	Chain	Res	Type	RSRZ
25	DA	1762	A	3.8
25	DA	2141	G	3.8
30	DF	12	LEU	3.8
37	BQ	19	GLY	3.8
1	AA	211	G	3.7
56	D9	21	GLY	3.7
10	CJ	24	VAL	3.7
5	CE	154	GLY	3.7
56	B9	24	TYR	3.7
1	AA	1006	C	3.7
29	DE	69	LYS	3.7
56	D9	23	VAL	3.7
11	AK	127	LYS	3.7
53	B6	52	VAL	3.7
1	CA	1010	C	3.7
32	BH	56	SER	3.7
25	DA	2119	A	3.7
25	BA	896	A	3.7
25	DA	1174	A	3.7
27	BC	19	VAL	3.7
45	BY	51	VAL	3.7
22	CW	17	C	3.7
43	BW	94	ASP	3.7
25	DA	2668	G	3.7
25	BA	2136	C	3.6
47	D0	6	GLY	3.6
27	DC	92	ASP	3.6
27	DC	57	ASN	3.6
7	AG	156	TRP	3.6
22	CW	60	U	3.6
15	CO	89	GLY	3.6
27	DC	77	ILE	3.6
27	DC	150	GLY	3.6
53	D6	46	HIS	3.6
46	DZ	163	LEU	3.6
56	B9	8	LYS	3.6
27	DC	168	THR	3.6
25	BA	1171	G	3.6
46	BZ	149	SER	3.6
27	BC	224	ILE	3.6
56	D9	33	LYS	3.6
25	DA	2129	C	3.6

Continued on next page...

Continued from previous page...

Mol	Chain	Res	Type	RSRZ
27	BC	165	ASN	3.6
11	AK	126	ARG	3.6
46	DZ	113	ALA	3.6
27	BC	51	PRO	3.6
32	BH	26	VAL	3.6
10	AJ	33	GLN	3.6
10	AJ	28	ARG	3.6
32	BH	53	GLU	3.6
25	BA	887	A	3.6
8	AH	3	THR	3.6
27	DC	25	ALA	3.6
56	B9	10	ILE	3.6
25	BA	2119	A	3.6
25	DA	888	C	3.6
56	D9	36	GLN	3.6
27	DC	78	ALA	3.6
25	DA	1594	G	3.5
29	DE	204	ALA	3.5
25	BA	2412	A	3.5
40	BT	39	ARG	3.5
53	B6	53	LYS	3.5
46	BZ	146	ILE	3.5
27	BC	101	GLN	3.5
2	AB	21	ARG	3.5
25	BA	2164	C	3.5
25	DA	2794	C	3.5
32	BH	22	GLY	3.5
32	DH	42	ARG	3.5
46	DZ	115	GLY	3.5
22	CW	5	G	3.5
25	BA	2733	A	3.5
25	DA	897	C	3.5
25	DA	1053	C	3.5
25	DA	1505	C	3.5
25	BA	2310	A	3.5
47	D0	5	LYS	3.5
19	AS	80	TYR	3.5
48	B1	16	ASN	3.5
1	CA	87	C	3.5
25	DA	1508	A	3.5
27	DC	53	ARG	3.5
56	D9	4	ARG	3.5

Continued on next page...

Continued from previous page...

Mol	Chain	Res	Type	RSRZ
27	BC	60	GLY	3.5
1	CA	82	U	3.5
25	DA	2130	U	3.5
25	DA	884	C	3.5
30	BF	10	PRO	3.5
20	AT	106	ALA	3.5
13	CM	126	LYS	3.5
45	DY	50	ARG	3.5
22	AW	48	C	3.5
25	DA	288	C	3.5
27	DC	169	GLY	3.5
32	BH	111	HIS	3.5
56	B9	3	VAL	3.5
25	DA	883	G	3.5
27	DC	125	SER	3.5
31	DG	75	LYS	3.5
22	CW	49	C	3.4
6	CF	39	LYS	3.4
32	DH	41	MET	3.4
22	AW	8	U	3.4
56	B9	6	SER	3.4
11	CK	12	ARG	3.4
25	BA	2137	C	3.4
27	BC	43	VAL	3.4
32	BH	39	PRO	3.4
10	AJ	4	ILE	3.4
25	BA	365	C	3.4
25	DA	2895	U	3.4
32	DH	53	GLU	3.4
40	DT	40	THR	3.4
7	AG	80	VAL	3.4
32	BH	95	ARG	3.4
56	B9	35	ARG	3.4
22	AW	9	A	3.4
37	BQ	33	GLY	3.4
25	BA	2152	G	3.4
53	D6	41	PRO	3.4
1	AA	1111	C	3.4
1	AA	1241	C	3.4
1	CA	88	G	3.4
22	AW	13	C	3.4
46	BZ	175	VAL	3.4

Continued on next page...

Continued from previous page...

Mol	Chain	Res	Type	RSRZ
22	CW	55	U	3.4
27	BC	80	GLY	3.4
10	CJ	34	VAL	3.4
25	BA	884	C	3.4
25	BA	2794	C	3.4
5	CE	155	GLU	3.4
27	BC	63	SER	3.4
1	AA	971	A	3.3
25	DA	2477	C	3.3
42	BV	99	ILE	3.3
2	CB	36	ARG	3.3
1	AA	209	U	3.3
25	BA	362	U	3.3
53	D6	20	ASN	3.3
1	AA	970	G	3.3
10	AJ	26	ALA	3.3
1	AA	155	A	3.3
52	D5	59	GLU	3.3
53	B6	12	GLU	3.3
55	B8	63	PRO	3.3
22	AW	36	A	3.3
47	B0	2	ALA	3.3
43	BW	2	GLU	3.3
11	CK	128	ALA	3.3
25	BA	1584	C	3.3
27	BC	119	VAL	3.3
27	BC	142	ALA	3.3
46	DZ	111	VAL	3.3
53	D6	37	ARG	3.3
6	AF	101	ALA	3.3
27	BC	178	ALA	3.3
25	BA	2140	C	3.3
25	DA	2207	G	3.3
56	B9	23	VAL	3.3
33	BI	58	LEU	3.3
2	AB	153	ARG	3.3
27	DC	19	VAL	3.3
25	DA	281	G	3.3
25	BA	2896	C	3.2
47	B0	7	LEU	3.2
25	DA	1450	G	3.2
32	BH	47	GLU	3.2

Continued on next page...

Continued from previous page...

Mol	Chain	Res	Type	RSRZ
25	DA	898	C	3.2
25	DA	2893	G	3.2
10	AJ	29	ARG	3.2
45	BY	46	LYS	3.2
46	DZ	162	GLU	3.2
46	BZ	177	PRO	3.2
25	DA	1048	A	3.2
1	CA	1005	C	3.2
25	BA	2146	C	3.2
25	BA	2161	C	3.2
20	AT	103	GLY	3.2
3	CC	166	GLU	3.2
25	BA	1018	C	3.2
32	BH	29	PRO	3.2
27	DC	181	PRO	3.2
31	BG	2	PRO	3.2
53	B6	40	CYS	3.2
53	D6	25	LYS	3.2
9	CI	8	GLY	3.2
27	DC	132	GLY	3.2
25	BA	1176	G	3.2
25	BA	2148	G	3.2
25	BA	1506	C	3.2
6	CF	38	GLU	3.2
31	BG	72	ARG	3.1
52	D5	2	ALA	3.1
25	DA	1888	G	3.1
32	DH	34	GLU	3.1
45	BY	89	PHE	3.1
27	DC	178	ALA	3.1
27	DC	190	ARG	3.1
1	AA	1238	U	3.1
22	AW	60	U	3.1
33	DI	86	THR	3.1
27	BC	147	PHE	3.1
23	CV	22	A	3.1
25	BA	1445	A	3.1
25	BA	1448	G	3.1
4	AD	45	GLN	3.1
18	AR	19	LYS	3.1
25	BA	141	A	3.1
25	BA	2476	A	3.1

Continued on next page...

Continued from previous page...

Mol	Chain	Res	Type	RSRZ
47	B0	9	SER	3.1
25	BA	295	G	3.1
25	BA	1051	G	3.1
33	BI	61	ARG	3.1
9	CI	105	ASP	3.1
27	BC	193	ILE	3.1
25	BA	100	G	3.1
25	DA	2112	G	3.1
45	BY	88	LYS	3.1
39	DS	108	GLY	3.1
25	BA	363(F)	A	3.1
27	DC	216	THR	3.1
10	AJ	32	ALA	3.1
30	BF	133	ASN	3.1
19	AS	43	GLU	3.1
27	BC	179	SER	3.1
10	CJ	4	ILE	3.1
7	CG	79	ARG	3.1
13	AM	62	ASN	3.1
27	BC	162	GLU	3.1
25	DA	1043	C	3.1
25	BA	2171	A	3.1
52	B5	60	VAL	3.0
25	BA	6	A	3.0
27	DC	180	PHE	3.0
27	BC	141	LYS	3.0
46	BZ	9	TYR	3.0
32	BH	81	GLU	3.0
6	CF	55	ASP	3.0
27	BC	81	GLU	3.0
46	DZ	175	VAL	3.0
27	BC	26	ALA	3.0
32	BH	68	THR	3.0
55	B8	20	GLY	3.0
25	BA	9	U	3.0
22	CW	61	C	3.0
31	DG	87	PRO	3.0
31	DG	182	LYS	3.0
1	AA	85	U	3.0
27	DC	60	GLY	3.0
27	DC	71	GLN	3.0
46	DZ	178	GLU	3.0

Continued on next page...

Continued from previous page...

Mol	Chain	Res	Type	RSRZ
54	D7	1	MET	3.0
1	AA	469	G	3.0
10	CJ	64	GLU	3.0
25	BA	2117	A	3.0
1	AA	76	G	3.0
1	CA	345	G	3.0
25	BA	2131	G	3.0
25	DA	1421	G	3.0
3	AC	103	VAL	3.0
32	BH	20	ALA	3.0
46	BZ	143	GLY	3.0
48	B1	15	ALA	3.0
20	CT	99	LEU	3.0
25	BA	1178	C	3.0
25	BA	1387	C	3.0
1	CA	1009	G	3.0
22	CY	27	G	3.0
25	BA	1042	G	3.0
20	CT	98	PRO	3.0
40	BT	137	LYS	3.0
2	AB	16	HIS	3.0
22	AW	35	A	3.0
3	CC	107	GLN	3.0
3	CC	102	ASN	3.0
21	AU	24	ARG	3.0
46	DZ	12	GLY	3.0
56	B9	16	VAL	3.0
6	CF	31	GLU	3.0
56	D9	37	GLY	2.9
25	DA	2127	G	2.9
31	BG	126	ASP	2.9
46	BZ	21	ALA	2.9
56	B9	37	GLY	2.9
27	BC	97	GLU	2.9
46	DZ	107	THR	2.9
4	CD	45	GLN	2.9
26	BB	69	G	2.9
27	BC	134	ARG	2.9
53	B6	31	PRO	2.9
25	BA	380	U	2.9
6	CF	64	GLN	2.9
27	DC	83	ILE	2.9

Continued on next page...

Continued from previous page...

Mol	Chain	Res	Type	RSRZ
1	AA	156	A	2.9
1	CA	1015	G	2.9
25	BA	1762	A	2.9
55	B8	21	LYS	2.9
32	DH	159	GLU	2.9
31	DG	2	PRO	2.9
33	DI	103	ARG	2.9
32	BH	34	GLU	2.9
18	AR	24	ALA	2.9
25	BA	1173	G	2.9
53	B6	51	GLU	2.9
31	BG	75	LYS	2.9
1	AA	77	G	2.9
2	AB	228	GLY	2.9
53	D6	9	LEU	2.9
25	DA	271(C)	C	2.9
27	BC	55	ASP	2.9
3	AC	105	GLU	2.9
45	BY	3	VAL	2.9
56	D9	35	ARG	2.9
25	BA	2631	G	2.9
32	BH	105	LEU	2.9
27	BC	105	ASP	2.9
25	DA	2897	U	2.9
25	BA	2506	U	2.9
46	BZ	62	PRO	2.9
10	AJ	27	ALA	2.9
31	DG	72	ARG	2.9
10	AJ	74	ILE	2.8
11	AK	121	PRO	2.8
13	AM	124	PRO	2.8
22	AW	22	G	2.8
25	BA	2793	G	2.8
32	BH	80	SER	2.8
27	BC	109	ASP	2.8
48	B1	42	GLN	2.8
17	AQ	36	ILE	2.8
25	BA	2153	G	2.8
25	DA	2168	G	2.8
25	DA	2765	A	2.8
29	BE	69	LYS	2.8
1	AA	455	C	2.8

Continued on next page...

Continued from previous page...

Mol	Chain	Res	Type	RSRZ
25	BA	1043	C	2.8
25	DA	1592	C	2.8
1	CA	1029	G	2.8
9	CI	21	PRO	2.8
33	BI	111	PRO	2.8
1	AA	1251	C	2.8
25	DA	2140	C	2.8
3	AC	193	TYR	2.8
13	AM	24	GLY	2.8
27	BC	132	GLY	2.8
25	DA	2108	C	2.8
27	DC	153	ILE	2.8
22	AW	14	A	2.8
33	DI	111	PRO	2.8
36	DP	53	GLY	2.8
1	CA	553	G	2.8
25	BA	2891	G	2.8
25	DA	1410	G	2.8
27	BC	120	MET	2.8
41	BU	73	GLY	2.8
56	D9	13	LYS	2.8
9	AI	29	ASN	2.8
27	BC	151	GLU	2.8
27	DC	88	GLU	2.8
37	BQ	80	GLU	2.8
44	DX	68	ARG	2.8
33	DI	85	GLU	2.8
20	AT	9	ASN	2.8
37	BQ	141	GLN	2.8
31	DG	89	GLY	2.8
53	D6	13	CYS	2.8
25	BA	2792	G	2.8
48	B1	81	LYS	2.8
56	B9	15	LYS	2.8
9	AI	15	ALA	2.8
1	CA	1399	G	2.7
25	BA	1170	G	2.7
25	DA	1173	G	2.7
25	DA	2793	G	2.7
43	DW	63	ASP	2.7
27	BC	121	GLY	2.7
32	BH	33	LEU	2.7

Continued on next page...

Continued from previous page...

Mol	Chain	Res	Type	RSRZ
32	BH	171	LEU	2.7
3	AC	93	LYS	2.7
13	CM	125	ARG	2.7
45	BY	47	LYS	2.7
7	AG	154	TYR	2.7
25	BA	1220	A	2.7
13	CM	123	ALA	2.7
1	AA	616	G	2.7
1	AA	1013	G	2.7
4	CD	38	TYR	2.7
25	BA	12	U	2.7
25	DA	1176	G	2.7
25	DA	2133	G	2.7
27	DC	96	GLY	2.7
30	BF	12	LEU	2.7
25	DA	359	A	2.7
7	CG	86	GLN	2.7
42	BV	101	GLY	2.7
55	B8	65	GLU	2.7
27	DC	36	LYS	2.7
22	AW	17	C	2.7
47	B0	15	ASP	2.7
25	BA	2126	A	2.7
25	BA	2268	A	2.7
27	BC	124	GLY	2.7
22	AW	45	U	2.7
27	BC	154	ARG	2.7
27	DC	167	LYS	2.7
13	AM	43	THR	2.7
1	AA	1432	C	2.7
22	AW	11	C	2.7
25	BA	1146	C	2.7
49	D2	71	ASN	2.7
1	AA	553	G	2.7
2	CB	157	ARG	2.7
14	AN	33	VAL	2.7
4	AD	209	ARG	2.7
25	DA	885	C	2.7
25	BA	2099	U	2.7
27	BC	194	ARG	2.7
27	DC	155	GLU	2.7
27	DC	157	LYS	2.7

Continued on next page...

Continued from previous page...

Mol	Chain	Res	Type	RSRZ
2	CB	240	GLN	2.7
56	D9	18	ARG	2.7
1	AA	978	A	2.7
27	BC	50	ASP	2.7
27	DC	37	PHE	2.7
31	BG	42	GLY	2.7
25	DA	1052	C	2.7
25	DA	2803	C	2.7
25	BA	412	A	2.7
25	BA	1857	G	2.7
2	AB	26	PRO	2.6
1	AA	969	U	2.6
4	AD	86	LYS	2.6
1	CA	1016	G	2.6
25	DA	338	G	2.6
28	DD	47	GLY	2.6
9	AI	56	LEU	2.6
31	DG	49	ASP	2.6
25	BA	1637	A	2.6
27	BC	140	PRO	2.6
1	CA	980	G	2.6
25	BA	2141	G	2.6
25	BA	877	U	2.6
27	BC	42	GLU	2.6
46	BZ	69	THR	2.6
1	CA	340	C	2.6
21	CU	25	LYS	2.6
6	CF	36	ARG	2.6
25	BA	1046	A	2.6
31	BG	84	LYS	2.6
1	CA	828	G	2.6
4	CD	36	ARG	2.6
6	CF	1	MET	2.6
13	AM	125	ARG	2.6
25	BA	1447	G	2.6
27	BC	174	PRO	2.6
1	CA	1027	C	2.6
22	CW	35	A	2.6
6	AF	38	GLU	2.6
26	DB	54	G	2.6
32	BH	159	GLU	2.6
32	BH	170	ARG	2.6

Continued on next page...

Continued from previous page...

Mol	Chain	Res	Type	RSRZ
2	AB	190	THR	2.6
40	DT	39	ARG	2.6
25	BA	1445(A)	C	2.6
10	AJ	20	ALA	2.6
15	AO	17	ARG	2.6
22	CW	8	U	2.6
25	DA	2172	U	2.6
28	DD	48	ARG	2.6
27	BC	168	THR	2.6
1	CA	1431	A	2.6
32	BH	36	PRO	2.6
9	AI	126	SER	2.6
25	DA	2791	C	2.6
25	DA	1595	G	2.6
32	BH	18	GLU	2.6
27	BC	106	GLY	2.6
53	D6	45	LYS	2.5
50	B3	32	GLN	2.5
9	CI	6	GLY	2.5
23	CV	68	C	2.5
25	BA	92	A	2.5
25	BA	2132	U	2.5
25	DA	1409	C	2.5
22	AW	34	G	2.5
25	DA	1112	G	2.5
13	AM	61	GLU	2.5
30	DF	133	ASN	2.5
53	D6	42	TRP	2.5
45	BY	45	VAL	2.5
45	DY	55	TYR	2.5
1	CA	1026	A	2.5
1	CA	1028	A	2.5
25	BA	1114	G	2.5
27	DC	103	ILE	2.5
22	AW	59	U	2.5
1	AA	154	A	2.5
1	AA	339	A	2.5
25	BA	2646	C	2.5
32	BH	129	THR	2.5
39	DS	103	GLU	2.5
22	CY	29	G	2.5
25	DA	10	G	2.5

Continued on next page...

Continued from previous page...

Mol	Chain	Res	Type	RSRZ
27	DC	135	GLY	2.5
15	AO	26	GLU	2.5
25	BA	614(A)	U	2.5
45	DY	2	ARG	2.5
32	DH	62	LYS	2.5
36	BP	5	ASP	2.5
46	DZ	141	VAL	2.5
53	B6	29	ASN	2.5
27	BC	61	THR	2.5
27	DC	144	THR	2.5
33	BI	57	ARG	2.5
40	BT	136	GLN	2.5
53	B6	19	ARG	2.5
53	D6	40	CYS	2.5
1	CA	1019	C	2.5
25	DA	363(F)	A	2.5
46	BZ	174	VAL	2.5
37	BQ	138	ASP	2.5
3	CC	101	LEU	2.5
4	CD	37	PRO	2.5
1	CA	1164	A	2.5
22	CW	11	C	2.5
3	AC	87	LEU	2.5
3	AC	102	ASN	2.5
1	CA	85	U	2.5
11	AK	35	PRO	2.5
1	AA	832	G	2.5
1	AA	1400	A	2.5
22	CW	56	C	2.5
46	BZ	3	TYR	2.5
25	DA	358	U	2.5
53	D6	44	ARG	2.5
1	CA	613	G	2.5
22	CW	6	G	2.5
25	DA	2792	G	2.5
1	CA	1240	C	2.5
12	AL	129	ALA	2.5
13	CM	6	GLY	2.5
25	BA	2791	C	2.5
25	DA	2169	A	2.5
56	B9	7	VAL	2.5
13	CM	124	PRO	2.5

Continued on next page...

Continued from previous page...

Mol	Chain	Res	Type	RSRZ
55	D8	64	TYR	2.5
2	CB	8	LYS	2.5
27	DC	102	LYS	2.5
32	BH	96	ALA	2.5
25	BA	2133	G	2.4
7	AG	86	GLN	2.4
10	CJ	77	PRO	2.4
17	AQ	12	SER	2.4
22	CW	36	A	2.4
25	BA	1145	C	2.4
25	BA	2752	C	2.4
25	DA	1509(A)	A	2.4
1	AA	706	U	2.4
27	BC	84	LYS	2.4
42	BV	48	GLY	2.4
45	DY	48	ALA	2.4
4	CD	86	LYS	2.4
17	CQ	101	ARG	2.4
40	DT	92	GLY	2.4
56	B9	21	GLY	2.4
1	CA	825	C	2.4
56	B9	28	GLU	2.4
4	AD	37	PRO	2.4
11	AK	120	ARG	2.4
53	B6	41	PRO	2.4
1	AA	1004	G	2.4
1	CA	1119	C	2.4
25	BA	64	A	2.4
25	BA	142	A	2.4
25	BA	1112	G	2.4
25	BA	1435	G	2.4
20	CT	51	GLU	2.4
11	CK	81	ASP	2.4
6	AF	41	GLU	2.4
38	BR	9	LYS	2.4
25	DA	1506	C	2.4
25	DA	2892	A	2.4
26	BB	28	C	2.4
26	BB	87	G	2.4
13	AM	39	ILE	2.4
29	BE	68	ALA	2.4
2	AB	15	VAL	2.4

Continued on next page...

Continued from previous page...

Mol	Chain	Res	Type	RSRZ
10	CJ	35	SER	2.4
25	DA	1128	A	2.4
27	BC	123	VAL	2.4
13	AM	25	ILE	2.4
22	CW	46	G	2.4
34	BN	8	GLN	2.4
32	DH	169	VAL	2.4
47	D0	7	LEU	2.4
10	AJ	98	ILE	2.4
31	BG	86	MET	2.4
53	B6	26	ASN	2.4
22	AW	56	C	2.4
25	BA	1509(A)	A	2.4
25	BA	1894	C	2.4
25	BA	2477	C	2.4
27	BC	88	GLU	2.4
37	BQ	139	GLU	2.4
1	CA	73	G	2.4
12	AL	13	LYS	2.4
17	AQ	100	LYS	2.4
25	BA	2382	G	2.4
32	BH	31	GLY	2.4
42	DV	26	ASP	2.4
47	D0	15	ASP	2.4
47	B0	12	ASN	2.4
2	CB	128	GLU	2.4
13	AM	64	TRP	2.4
20	AT	102	GLY	2.4
25	BA	2790	A	2.4
27	DC	143	GLY	2.4
37	DQ	140	ALA	2.4
45	BY	86	ARG	2.4
27	DC	172	HIS	2.4
1	AA	1430	U	2.4
1	CA	614	G	2.4
21	AU	26	LYS	2.4
7	AG	79	ARG	2.4
46	BZ	4	ARG	2.4
2	AB	20	GLU	2.4
23	AV	77	A	2.4
25	BA	885	C	2.4
25	BA	886	C	2.4

Continued on next page...

Continued from previous page...

Mol	Chain	Res	Type	RSRZ
25	DA	895	U	2.4
1	CA	421	G	2.4
1	CA	1255	G	2.4
12	CL	126	LYS	2.4
25	BA	651	G	2.4
32	BH	58	GLU	2.4
3	AC	88	ARG	2.4
25	DA	1041	C	2.4
27	BC	34	THR	2.4
5	CE	70	PRO	2.3
25	DA	2167	U	2.3
33	DI	84	GLY	2.3
29	DE	68	ALA	2.3
25	BA	508	G	2.3
47	B0	85	ALA	2.3
25	BA	1179	C	2.3
25	DA	271(B)	C	2.3
27	BC	167	LYS	2.3
56	D9	10	ILE	2.3
27	BC	187	ASP	2.3
27	DC	59	ARG	2.3
32	BH	54	ARG	2.3
19	AS	42	PRO	2.3
46	BZ	95	PRO	2.3
11	AK	125	PHE	2.3
25	BA	889	C	2.3
25	DA	2667	C	2.3
27	DC	145	VAL	2.3
53	D6	10	LEU	2.3
27	BC	122	ALA	2.3
40	BT	138	ALA	2.3
6	CF	86	ARG	2.3
20	AT	105	SER	2.3
4	CD	181	MET	2.3
27	DC	124	GLY	2.3
36	BP	137	LYS	2.3
42	BV	16	PRO	2.3
4	CD	35	ARG	2.3
25	BA	2147	G	2.3
25	DA	1108	U	2.3
5	AE	114	GLY	2.3
30	BF	207	GLY	2.3

Continued on next page...

Continued from previous page...

Mol	Chain	Res	Type	RSRZ
36	DP	142	GLY	2.3
27	DC	110	PHE	2.3
47	D0	85	ALA	2.3
3	CC	89	GLU	2.3
14	CN	32	SER	2.3
1	AA	833	C	2.3
1	AA	1014	G	2.3
25	BA	878	A	2.3
20	AT	55	ILE	2.3
25	BA	2347	C	2.3
25	DA	353	G	2.3
25	DA	361	G	2.3
26	BB	26	A	2.3
28	BD	183	ARG	2.3
20	CT	50	GLU	2.3
8	AH	128	GLY	2.3
5	CE	94	ALA	2.3
55	B8	62	LEU	2.3
24	CX	13	A	2.3
25	BA	2411	A	2.3
1	AA	463	C	2.3
22	CW	15	G	2.3
25	BA	862	G	2.3
25	BA	1559	G	2.3
25	DA	271(V)	G	2.3
25	DA	2666	C	2.3
5	CE	33	VAL	2.3
12	AL	73	GLU	2.3
17	CQ	7	THR	2.3
27	DC	149	ILE	2.3
8	CH	67	PRO	2.3
9	AI	127	LYS	2.3
25	DA	345	A	2.3
1	AA	1007	C	2.3
36	BP	92	GLU	2.3
5	AE	19	MET	2.3
25	BA	619	G	2.3
25	BA	2112	G	2.3
30	BF	208	GLY	2.3
31	DG	88	ILE	2.3
20	AT	99	LEU	2.3
46	BZ	176	PRO	2.3

Continued on next page...

Continued from previous page...

Mol	Chain	Res	Type	RSRZ
25	DA	271(K)	U	2.3
43	BW	92	ARG	2.3
37	BQ	20	ALA	2.3
25	BA	150	C	2.3
33	BI	10	GLU	2.3
1	CA	346	G	2.3
25	BA	1758	G	2.3
25	BA	1858	G	2.3
22	CW	51	U	2.3
27	BC	153	ILE	2.3
45	DY	61	ILE	2.3
39	BS	34	HIS	2.3
37	DQ	48	GLU	2.3
27	DC	148	ASN	2.3
28	DD	50	THR	2.3
22	CW	34	G	2.2
25	BA	379	G	2.2
45	BY	50	ARG	2.2
25	BA	890	A	2.2
25	BA	1050	A	2.2
25	DA	2114	A	2.2
25	DA	2170	A	2.2
29	DE	41	LYS	2.2
38	DR	3	HIS	2.2
3	CC	155	GLY	2.2
25	BA	2174	C	2.2
30	BF	21	ALA	2.2
33	BI	65	ALA	2.2
25	DA	271(L)	U	2.2
27	BC	52	ARG	2.2
25	BA	715	G	2.2
25	BA	879	G	2.2
25	DA	882	G	2.2
13	AM	41	PRO	2.2
3	CC	66	VAL	2.2
10	AJ	72	VAL	2.2
27	BC	94	VAL	2.2
27	DC	75	LEU	2.2
43	BW	3	ALA	2.2
19	AS	81	ARG	2.2
25	BA	2757	A	2.2
14	CN	8	GLU	2.2

Continued on next page...

Continued from previous page...

Mol	Chain	Res	Type	RSRZ
26	DB	2	C	2.2
53	D6	38	LYS	2.2
3	AC	76	VAL	2.2
45	BY	65	ALA	2.2
3	CC	93	LYS	2.2
25	BA	1154	G	2.2
25	BA	2100	G	2.2
43	BW	109	GLU	2.2
1	AA	480	A	2.2
27	BC	75	LEU	2.2
27	DC	41	VAL	2.2
42	DV	36	PRO	2.2
25	BA	893	C	2.2
25	BA	898	C	2.2
25	BA	1895	C	2.2
49	B2	71	ASN	2.2
2	CB	123	ALA	2.2
22	AY	27	G	2.2
25	BA	352	G	2.2
25	DA	360	G	2.2
25	BA	2765	A	2.2
32	BH	103	LEU	2.2
32	BH	136	ILE	2.2
2	CB	67	THR	2.2
32	BH	97	ARG	2.2
32	BH	21	PRO	2.2
32	BH	128	PRO	2.2
45	BY	87	LYS	2.2
53	B6	42	TRP	2.2
27	DC	90	GLY	2.2
27	DC	122	ALA	2.2
22	AW	65	G	2.2
25	DA	150	C	2.2
36	BP	53	GLY	2.2
41	BU	85	LYS	2.2
12	AL	5	PRO	2.2
30	DF	25	PRO	2.2
8	AH	129	VAL	2.2
45	BY	52	SER	2.2
47	B0	14	ARG	2.2
25	BA	1545	A	2.2
25	DA	2155	G	2.2

Continued on next page...

Continued from previous page...

Mol	Chain	Res	Type	RSRZ
1	CA	1111	C	2.2
25	BA	142(A)	C	2.2
27	BC	98	GLU	2.2
31	BG	150	ASP	2.2
53	D6	47	THR	2.2
32	DH	134	SER	2.2
47	D0	4	LYS	2.2
31	DG	25	TYR	2.2
1	CA	289	U	2.2
1	CA	706	U	2.2
3	AC	46	GLU	2.2
22	CW	33	U	2.2
25	BA	1237	A	2.2
25	DA	407	G	2.2
25	DA	892	G	2.2
56	D9	19	ARG	2.2
27	BC	144	THR	2.2
40	BT	38	ASN	2.2
53	D6	22	ALA	2.2
2	CB	10	LEU	2.2
56	B9	22	ARG	2.2
15	AO	89	GLY	2.2
52	B5	54	GLY	2.2
1	AA	375	G	2.2
1	CA	1018	G	2.2
22	CY	43	C	2.2
25	DA	1445(A)	C	2.2
30	BF	75	HIS	2.2
27	BC	157	LYS	2.2
1	CA	824	U	2.2
2	CB	12	GLU	2.2
22	AW	37	A	2.1
25	BA	1631(A)	A	2.1
25	DA	1445	A	2.1
27	BC	177	LYS	2.1
31	BG	41	GLN	2.1
33	BI	8	PRO	2.1
25	DA	405	U	2.1
33	BI	20	ASP	2.1
46	BZ	140	ASP	2.1
5	AE	8	GLU	2.1
6	CF	66	GLU	2.1

Continued on next page...

Continued from previous page...

Mol	Chain	Res	Type	RSRZ
9	AI	119	ALA	2.1
27	BC	53	ARG	2.1
46	DZ	144	LEU	2.1
53	B6	50	ARG	2.1
25	BA	1636	C	2.1
25	DA	1109	C	2.1
25	DA	2787	C	2.1
1	CA	210	U	2.1
14	AN	61	TRP	2.1
25	BA	1299	G	2.1
29	DE	89	ASP	2.1
44	DX	52	VAL	2.1
27	BC	69	GLY	2.1
25	BA	1053	C	2.1
25	BA	1543	C	2.1
27	BC	58	VAL	2.1
31	DG	73	ALA	2.1
39	DS	71	ARG	2.1
56	B9	19	ARG	2.1
22	AW	50	U	2.1
22	AW	55	U	2.1
25	BA	1142	U	2.1
45	DY	89	PHE	2.1
25	BA	2732	G	2.1
25	DA	271(W)	G	2.1
25	DA	2349	G	2.1
2	CB	135	GLN	2.1
32	BH	90	LYS	2.1
5	AE	6	PHE	2.1
25	BA	1048	A	2.1
25	DA	1586	A	2.1
55	D8	63	PRO	2.1
1	AA	207	C	2.1
1	AA	822	U	2.1
25	DA	1463	C	2.1
25	DA	2175	C	2.1
16	AP	47	ASP	2.1
53	D6	21	TYR	2.1
1	CA	1253	G	2.1
25	BA	1740	G	2.1
25	DA	2633	G	2.1
7	CG	78	ARG	2.1

Continued on next page...

Continued from previous page...

Mol	Chain	Res	Type	RSRZ
32	BH	48	GLY	2.1
18	AR	26	LEU	2.1
23	CV	77	A	2.1
13	CM	105	THR	2.1
25	DA	1113	U	2.1
1	CA	455	C	2.1
17	CQ	58	GLU	2.1
25	BA	1638	C	2.1
27	DC	91	ALA	2.1
33	BI	19	VAL	2.1
1	CA	1239	G	2.1
25	BA	919	G	2.1
25	BA	2151	G	2.1
25	BA	2523	G	2.1
25	DA	1537	G	2.1
27	BC	54	SER	2.1
2	CB	96	ARG	2.1
25	BA	1111	A	2.1
25	BA	1142(A)	A	2.1
36	DP	118	GLY	2.1
42	BV	98	GLU	2.1
25	BA	1019	U	2.1
50	D3	59	VAL	2.1
49	D2	72	ALA	2.1
8	CH	64	LYS	2.1
17	AQ	101	ARG	2.1
6	AF	100	ASN	2.1
46	BZ	141	VAL	2.1
46	BZ	172	ALA	2.1
25	DA	312	G	2.1
27	DC	193	ILE	2.1
1	CA	81	U	2.1
25	BA	1353	A	2.1
25	BA	2170	A	2.1
25	DA	878	A	2.1
40	BT	115	ARG	2.1
3	AC	158	GLY	2.1
7	AG	77	SER	2.1
56	D9	22	ARG	2.1
13	AM	113	PRO	2.1
34	BN	9	VAL	2.1
50	D3	2	PRO	2.1

Continued on next page...

Continued from previous page...

Mol	Chain	Res	Type	RSRZ
1	AA	123	G	2.1
21	CU	26	LYS	2.1
22	CW	45	U	2.1
25	DA	344	G	2.1
25	DA	1631(A)	A	2.1
13	AM	112	GLY	2.1
25	BA	2612	C	2.1
25	DA	2174	C	2.1
27	BC	72	VAL	2.1
33	BI	7	GLU	2.1
55	B8	19	SER	2.1
46	BZ	63	ASP	2.1
28	DD	44	ASN	2.1
5	CE	32	VAL	2.1
56	D9	3	VAL	2.1
1	AA	1049	A	2.0
31	DG	30	GLU	2.1
1	AA	1099	G	2.0
10	AJ	62	HIS	2.0
25	BA	2149	G	2.0
25	DA	1529	G	2.0
25	DA	2371	G	2.0
25	BA	1908	C	2.0
36	BP	149	GLU	2.0
44	DX	82	GLN	2.0
1	AA	5	U	2.0
32	BH	73	ALA	2.0
7	CG	72	ARG	2.0
25	DA	918	A	2.0
26	DB	52	A	2.0
33	DI	144	VAL	2.0
13	CM	12	ASN	2.0
56	B9	2	LYS	2.0
22	CW	22	G	2.0
22	CY	30	G	2.0
25	BA	315	G	2.0
25	DA	2149	G	2.0
25	DA	2631	G	2.0
2	AB	23	ARG	2.0
15	CO	88	ARG	2.0
25	DA	2789	C	2.0
36	DP	15	ARG	2.0

Continued on next page...

Continued from previous page...

Mol	Chain	Res	Type	RSRZ
10	AJ	100	THR	2.0
25	BA	1113	U	2.0
27	BC	143	GLY	2.0
3	CC	85	ARG	2.0
27	BC	89	ALA	2.0
1	CA	1242	A	2.0
25	BA	621	A	2.0
25	BA	917	A	2.0
37	DQ	99	PRO	2.0
50	B3	2	PRO	2.0
13	CM	103	THR	2.0
33	BI	95	LYS	2.0
1	CA	48	C	2.0
25	BA	88	G	2.0
25	BA	1888	G	2.0
25	BA	2295	C	2.0
25	BA	2391	G	2.0
27	BC	166	ASP	2.0
7	CG	156	TRP	2.0
19	AS	30	LEU	2.0
36	DP	104	GLY	2.0
1	AA	420	G	2.0
1	CA	788	C	2.0
23	AV	69	C	2.0
25	DA	1049	C	2.0
7	CG	53	LYS	2.0
19	AS	28	LYS	2.0
27	DC	119	VAL	2.0
25	BA	181	A	2.0
25	BA	918	A	2.0
32	BH	40	GLU	2.0
33	DI	70	GLU	2.0

6.2 Non-standard residues in protein, DNA, RNA chains [i](#)

There are no non-standard protein/DNA/RNA residues in this entry.

6.3 Carbohydrates [i](#)

There are no carbohydrates in this entry.

6.4 Ligands i

In the following table, the Atoms column lists the number of modelled atoms in the group and the number defined in the chemical component dictionary. The B-factors column lists the minimum, median, 95th percentile and maximum values of B factors of atoms in the group. The column labelled 'Q< 0.9' lists the number of atoms with occupancy less than 0.9.

Mol	Type	Chain	Res	Atoms	RSCC	RSR	B-factors(Å ²)	Q<0.9
57	MG	DA	3197	1/1	0.17	0.97	1,1,1,1	0
57	MG	DA	3268	1/1	0.27	0.86	0,0,0,0	1
57	MG	DA	3241	1/1	0.28	1.00	0,0,0,0	0
57	MG	BU	201	1/1	0.28	0.95	8,8,8,8	0
57	MG	BA	3199	1/1	0.28	0.48	0,0,0,0	0
57	MG	BA	3237	1/1	0.29	1.21	3,3,3,3	0
57	MG	DA	3132	1/1	0.32	0.94	0,0,0,0	0
57	MG	DA	3020	1/1	0.41	1.04	0,0,0,0	0
57	MG	AA	1652	1/1	0.42	1.48	0,0,0,0	1
57	MG	DA	3210	1/1	0.43	0.38	15,15,15,15	0
57	MG	BA	3190	1/1	0.43	0.76	0,0,0,0	0
57	MG	CA	1625	1/1	0.45	1.30	1,1,1,1	0
57	MG	DA	3251	1/1	0.45	0.72	0,0,0,0	1
57	MG	BA	3204	1/1	0.47	0.46	3,3,3,3	0
57	MG	BA	3231	1/1	0.48	0.60	0,0,0,0	0
57	MG	DA	3164	1/1	0.48	1.07	0,0,0,0	0
57	MG	AA	1631	1/1	0.49	1.23	0,0,0,0	0
57	MG	DA	3110	1/1	0.50	0.59	0,0,0,0	0
57	MG	AA	1634	1/1	0.51	1.91	0,0,0,0	1
57	MG	DA	3198	1/1	0.52	0.85	0,0,0,0	1
57	MG	DA	3060	1/1	0.52	0.69	11,11,11,11	0
57	MG	DA	3179	1/1	0.53	0.69	0,0,0,0	0
57	MG	BA	3117	1/1	0.54	0.85	0,0,0,0	0
57	MG	BA	3018	1/1	0.54	1.14	0,0,0,0	0
57	MG	DA	3199	1/1	0.54	0.59	1,1,1,1	0
57	MG	DA	3094	1/1	0.55	0.89	0,0,0,0	0
57	MG	BA	3242	1/1	0.56	0.53	0,0,0,0	0
57	MG	BA	3124	1/1	0.56	1.21	2,2,2,2	1
57	MG	DA	3078	1/1	0.56	0.21	0,0,0,0	0
57	MG	DA	3195	1/1	0.57	0.55	32,32,32,32	0
57	MG	AA	1638	1/1	0.57	0.66	9,9,9,9	0
57	MG	AA	1612	1/1	0.58	1.12	0,0,0,0	0
57	MG	BA	3223	1/1	0.59	0.45	0,0,0,0	0
57	MG	DA	3027	1/1	0.60	0.22	1,1,1,1	0
57	MG	DA	3165	1/1	0.60	1.08	0,0,0,0	0
57	MG	BA	3243	1/1	0.61	0.99	0,0,0,0	0

Continued on next page...

Continued from previous page...

Mol	Type	Chain	Res	Atoms	RSCC	RSR	B-factors(Å ²)	Q<0.9
57	MG	BA	3248	1/1	0.61	0.64	7,7,7,7	0
57	MG	BA	3037	1/1	0.63	0.67	0,0,0,0	0
57	MG	AA	1676	1/1	0.63	0.52	0,0,0,0	0
57	MG	BA	3148	1/1	0.63	0.40	0,0,0,0	0
57	MG	CA	1667	1/1	0.63	0.68	27,27,27,27	0
57	MG	DA	3247	1/1	0.63	0.51	0,0,0,0	1
57	MG	DA	3221	1/1	0.64	0.75	0,0,0,0	0
57	MG	DA	3166	1/1	0.64	0.37	11,11,11,11	0
57	MG	DA	3107	1/1	0.64	0.53	0,0,0,0	0
57	MG	BA	3240	1/1	0.64	0.46	0,0,0,0	0
57	MG	CA	1693	1/1	0.64	0.45	0,0,0,0	0
57	MG	BA	3087	1/1	0.64	0.49	0,0,0,0	0
57	MG	AA	1628	1/1	0.65	1.09	0,0,0,0	0
57	MG	AA	1687	1/1	0.65	0.65	0,0,0,0	0
57	MG	BA	3160	1/1	0.65	0.65	0,0,0,0	0
57	MG	BA	3195	1/1	0.65	0.46	0,0,0,0	0
57	MG	BA	3150	1/1	0.66	1.33	0,0,0,0	0
57	MG	BA	3105	1/1	0.66	1.14	0,0,0,0	0
57	MG	BB	203	1/1	0.66	0.76	0,0,0,0	1
57	MG	DA	3244	1/1	0.66	1.35	0,0,0,0	0
57	MG	BA	3187	1/1	0.66	0.69	5,5,5,5	0
57	MG	DA	3194	1/1	0.66	0.29	0,0,0,0	0
57	MG	CA	1670	1/1	0.67	0.82	0,0,0,0	0
57	MG	DA	3065	1/1	0.67	0.69	0,0,0,0	0
57	MG	CA	1635	1/1	0.67	1.07	0,0,0,0	0
57	MG	DA	3212	1/1	0.67	1.20	0,0,0,0	0
57	MG	BA	3001	1/1	0.67	1.58	17,17,17,17	0
57	MG	AA	1610	1/1	0.68	1.45	0,0,0,0	0
57	MG	BA	3173	1/1	0.68	0.43	0,0,0,0	0
57	MG	CA	1604	1/1	0.68	0.40	0,0,0,0	0
57	MG	DA	3264	1/1	0.68	0.68	1,1,1,1	0
57	MG	BA	3193	1/1	0.69	0.73	0,0,0,0	0
57	MG	CA	1685	1/1	0.69	0.34	11,11,11,11	0
57	MG	BA	3163	1/1	0.69	1.29	3,3,3,3	0
57	MG	AA	1623	1/1	0.69	0.46	0,0,0,0	0
57	MG	CA	1620	1/1	0.69	0.97	1,1,1,1	0
57	MG	BA	3249	1/1	0.69	1.44	0,0,0,0	0
57	MG	BA	3120	1/1	0.69	0.82	0,0,0,0	0
57	MG	BA	3236	1/1	0.69	0.59	0,0,0,0	0
57	MG	DA	3167	1/1	0.69	0.66	1,1,1,1	0
57	MG	DD	301	1/1	0.70	0.37	0,0,0,0	0

Continued on next page...

Continued from previous page...

Mol	Type	Chain	Res	Atoms	RSCC	RSR	B-factors(Å ²)	Q<0.9
57	MG	BA	3010	1/1	0.70	0.55	0,0,0,0	0
57	MG	DA	3230	1/1	0.70	0.58	0,0,0,0	0
57	MG	CA	1609	1/1	0.70	1.55	0,0,0,0	0
57	MG	CV	102	1/1	0.70	0.77	0,0,0,0	0
57	MG	DA	3259	1/1	0.70	1.04	0,0,0,0	0
57	MG	CA	1619	1/1	0.70	0.47	0,0,0,0	0
57	MG	DA	3028	1/1	0.70	0.54	0,0,0,0	0
57	MG	DA	3248	1/1	0.70	0.39	0,0,0,0	1
57	MG	DA	3177	1/1	0.71	0.76	1,1,1,1	0
57	MG	AA	1686	1/1	0.71	0.96	0,0,0,0	0
57	MG	DA	3112	1/1	0.71	0.79	0,0,0,0	0
57	MG	D5	102	1/1	0.71	0.80	0,0,0,0	1
57	MG	CA	1669	1/1	0.71	0.70	0,0,0,0	0
57	MG	DA	3227	1/1	0.71	0.41	0,0,0,0	0
57	MG	CA	1626	1/1	0.71	1.21	0,0,0,0	0
57	MG	DA	3214	1/1	0.71	1.17	0,0,0,0	0
57	MG	DA	3265	1/1	0.71	0.61	0,0,0,0	0
57	MG	BA	3059	1/1	0.72	0.82	0,0,0,0	0
57	MG	DA	3192	1/1	0.72	0.94	0,0,0,0	0
57	MG	DA	3254	1/1	0.72	2.31	0,0,0,0	1
57	MG	DA	3064	1/1	0.72	0.49	0,0,0,0	0
57	MG	CA	1645	1/1	0.72	1.83	1,1,1,1	0
57	MG	AA	1688	1/1	0.72	1.02	0,0,0,0	0
57	MG	CA	1640	1/1	0.73	0.56	0,0,0,0	0
57	MG	DA	3063	1/1	0.73	0.89	0,0,0,0	0
57	MG	BA	3134	1/1	0.73	1.33	0,0,0,0	1
57	MG	DA	3202	1/1	0.73	0.34	0,0,0,0	0
57	MG	DA	3176	1/1	0.73	0.95	0,0,0,0	0
57	MG	AA	1645	1/1	0.73	0.91	0,0,0,0	0
57	MG	DA	3196	1/1	0.73	0.25	3,3,3,3	0
57	MG	BA	3067	1/1	0.73	0.59	0,0,0,0	0
57	MG	DA	3181	1/1	0.73	0.65	15,15,15,15	0
57	MG	DA	3006	1/1	0.73	0.56	3,3,3,3	0
57	MG	DA	3075	1/1	0.74	0.52	0,0,0,0	0
57	MG	DA	3236	1/1	0.74	1.44	0,0,0,0	0
57	MG	DA	3128	1/1	0.74	1.29	1,1,1,1	0
57	MG	BA	3167	1/1	0.74	0.72	0,0,0,0	0
57	MG	DA	3237	1/1	0.74	1.38	1,1,1,1	0
57	MG	DA	3185	1/1	0.74	0.30	0,0,0,0	0
57	MG	CA	1638	1/1	0.74	0.56	0,0,0,0	0
57	MG	CA	1678	1/1	0.74	0.50	0,0,0,0	1

Continued on next page...

Continued from previous page...

Mol	Type	Chain	Res	Atoms	RSCC	RSR	B-factors(Å ²)	Q<0.9
57	MG	BA	3241	1/1	0.74	0.37	5,5,5,5	0
57	MG	BA	3254	1/1	0.75	0.81	0,0,0,0	0
57	MG	BA	3201	1/1	0.75	1.18	0,0,0,0	0
57	MG	CA	1677	1/1	0.75	0.29	0,0,0,0	1
57	MG	CA	1683	1/1	0.75	1.04	1,1,1,1	0
57	MG	DA	3204	1/1	0.75	0.34	0,0,0,0	0
57	MG	CA	1630	1/1	0.75	0.40	1,1,1,1	0
57	MG	DA	3136	1/1	0.75	0.77	1,1,1,1	0
57	MG	CA	1656	1/1	0.75	1.31	0,0,0,0	0
57	MG	D0	101	1/1	0.75	0.54	1,1,1,1	0
57	MG	DA	3184	1/1	0.76	0.72	0,0,0,0	1
57	MG	DA	3191	1/1	0.76	0.40	13,13,13,13	0
57	MG	AA	1636	1/1	0.76	0.81	4,4,4,4	0
57	MG	BA	3135	1/1	0.76	0.94	0,0,0,0	0
57	MG	DA	3256	1/1	0.76	1.10	0,0,0,0	0
57	MG	BA	3097	1/1	0.76	0.48	0,0,0,0	0
57	MG	DA	3246	1/1	0.76	1.26	0,0,0,0	0
57	MG	CA	1636	1/1	0.77	0.47	0,0,0,0	0
57	MG	BA	3245	1/1	0.77	0.65	0,0,0,0	0
57	MG	BA	3233	1/1	0.77	0.86	0,0,0,0	0
57	MG	DA	3153	1/1	0.77	0.38	0,0,0,0	0
57	MG	AA	1647	1/1	0.77	0.27	0,0,0,0	0
57	MG	AA	1641	1/1	0.77	0.30	0,0,0,0	0
57	MG	BA	3009	1/1	0.77	0.44	0,0,0,0	0
57	MG	DA	3211	1/1	0.77	0.52	12,12,12,12	0
57	MG	BA	3128	1/1	0.78	0.18	4,4,4,4	0
57	MG	BA	3003	1/1	0.78	1.27	0,0,0,0	0
57	MG	BA	3217	1/1	0.78	0.45	0,0,0,0	0
57	MG	DA	3206	1/1	0.78	0.32	36,36,36,36	0
57	MG	DA	3127	1/1	0.78	1.28	1,1,1,1	0
57	MG	CA	1680	1/1	0.78	0.52	1,1,1,1	0
57	MG	CA	1606	1/1	0.78	1.16	5,5,5,5	0
57	MG	DE	301	1/1	0.78	0.26	1,1,1,1	0
57	MG	CA	1682	1/1	0.78	0.70	1,1,1,1	0
57	MG	AA	1664	1/1	0.78	0.38	0,0,0,0	0
57	MG	AA	1654	1/1	0.78	0.53	0,0,0,0	0
57	MG	BA	3154	1/1	0.78	0.45	0,0,0,0	0
57	MG	BA	3228	1/1	0.78	0.29	1,1,1,1	0
57	MG	BO	201	1/1	0.78	0.30	47,47,47,47	0
57	MG	DA	3161	1/1	0.79	0.62	0,0,0,0	0
57	MG	BA	3251	1/1	0.79	0.52	8,8,8,8	0

Continued on next page...

Continued from previous page...

Mol	Type	Chain	Res	Atoms	RSCC	RSR	B-factors(Å ²)	Q<0.9
57	MG	BA	3085	1/1	0.79	1.26	0,0,0,0	0
57	MG	AA	1679	1/1	0.79	0.49	0,0,0,0	1
57	MG	DA	3026	1/1	0.79	0.35	0,0,0,0	0
57	MG	DA	3038	1/1	0.79	0.55	0,0,0,0	1
57	MG	DA	3002	1/1	0.79	1.10	0,0,0,0	0
57	MG	DA	3238	1/1	0.79	0.41	0,0,0,0	0
57	MG	DA	3187	1/1	0.80	0.44	0,0,0,0	0
57	MG	BA	3261	1/1	0.80	0.35	31,31,31,31	0
57	MG	DA	3124	1/1	0.80	0.49	0,0,0,0	0
57	MG	DA	3021	1/1	0.80	0.32	18,18,18,18	0
57	MG	DA	3162	1/1	0.80	0.66	0,0,0,0	0
57	MG	BA	3021	1/1	0.80	1.66	0,0,0,0	0
57	MG	BA	3202	1/1	0.80	0.64	0,0,0,0	0
57	MG	BA	3026	1/1	0.80	0.83	0,0,0,0	0
57	MG	CA	1689	1/1	0.81	1.21	0,0,0,0	1
57	MG	DA	3250	1/1	0.81	0.39	46,46,46,46	0
57	MG	BA	3094	1/1	0.81	0.61	0,0,0,0	0
57	MG	BA	3104	1/1	0.81	0.98	0,0,0,0	0
57	MG	AA	1601	1/1	0.81	1.05	0,0,0,0	0
57	MG	CA	1657	1/1	0.81	0.21	0,0,0,0	0
57	MG	BA	3132	1/1	0.81	0.93	0,0,0,0	0
57	MG	DA	3088	1/1	0.81	0.74	1,1,1,1	0
57	MG	DA	3266	1/1	0.81	0.49	0,0,0,0	0
57	MG	DA	3240	1/1	0.81	0.46	0,0,0,0	0
57	MG	DA	3039	1/1	0.81	0.60	0,0,0,0	0
57	MG	CA	1624	1/1	0.81	0.25	1,1,1,1	0
57	MG	DA	3077	1/1	0.82	0.60	1,1,1,1	0
57	MG	BA	3024	1/1	0.82	0.54	0,0,0,0	0
57	MG	AA	1669	1/1	0.82	0.92	3,3,3,3	1
57	MG	AA	1660	1/1	0.82	0.45	2,2,2,2	0
57	MG	DA	3232	1/1	0.82	0.30	0,0,0,0	0
57	MG	CA	1679	1/1	0.82	0.18	45,45,45,45	0
57	MG	DA	3145	1/1	0.82	0.69	1,1,1,1	0
57	MG	CA	1668	1/1	0.82	1.04	0,0,0,0	0
57	MG	DA	3071	1/1	0.82	1.18	1,1,1,1	0
57	MG	BA	3209	1/1	0.82	1.40	0,0,0,0	0
57	MG	BA	3044	1/1	0.82	0.96	0,0,0,0	0
57	MG	BB	204	1/1	0.82	0.15	0,0,0,0	1
57	MG	DA	3249	1/1	0.82	0.17	0,0,0,0	0
57	MG	BA	3028	1/1	0.82	0.17	83,83,83,83	0
57	MG	BA	3203	1/1	0.82	0.57	0,0,0,0	0
57	MG	BA	3002	1/1	0.82	0.28	13,13,13,13	0

Continued on next page...

Continued from previous page...

Mol	Type	Chain	Res	Atoms	RSCC	RSR	B-factors(Å ²)	Q<0.9
57	MG	DA	3182	1/1	0.82	0.37	0,0,0,0	0
57	MG	AA	1640	1/1	0.82	0.44	0,0,0,0	0
57	MG	AA	1684	1/1	0.82	0.34	0,0,0,0	0
57	MG	CA	1664	1/1	0.83	0.26	0,0,0,0	0
57	MG	BA	3230	1/1	0.83	0.90	0,0,0,0	0
57	MG	BA	3244	1/1	0.83	0.63	0,0,0,0	0
57	MG	BA	3246	1/1	0.83	0.09	21,21,21,21	0
57	MG	BA	3126	1/1	0.83	0.61	0,0,0,0	1
57	MG	CA	1637	1/1	0.83	0.35	0,0,0,0	0
57	MG	DA	3228	1/1	0.83	0.42	0,0,0,0	0
57	MG	BA	3030	1/1	0.83	0.25	26,26,26,26	0
57	MG	AA	1681	1/1	0.83	0.38	0,0,0,0	0
57	MG	DA	3234	1/1	0.83	0.95	0,0,0,0	0
57	MG	DA	3220	1/1	0.83	0.67	0,0,0,0	0
57	MG	DA	3037	1/1	0.83	0.24	0,0,0,0	0
57	MG	BA	3039	1/1	0.83	0.35	0,0,0,0	0
57	MG	BA	3011	1/1	0.83	1.90	0,0,0,0	0
57	MG	DA	3170	1/1	0.83	0.58	0,0,0,0	0
57	MG	BA	3099	1/1	0.83	0.64	0,0,0,0	0
57	MG	BA	3088	1/1	0.83	0.17	2,2,2,2	0
57	MG	BA	3006	1/1	0.83	0.82	0,0,0,0	0
57	MG	DA	3016	1/1	0.83	0.45	0,0,0,0	0
57	MG	BA	3090	1/1	0.83	0.53	0,0,0,0	0
57	MG	DA	3105	1/1	0.84	0.57	0,0,0,0	0
57	MG	CA	1617	1/1	0.84	0.77	1,1,1,1	0
57	MG	DA	3160	1/1	0.84	1.10	0,0,0,0	0
57	MG	AA	1685	1/1	0.84	0.96	0,0,0,0	0
57	MG	DA	3003	1/1	0.84	0.47	1,1,1,1	0
57	MG	DA	3169	1/1	0.84	0.81	0,0,0,0	0
57	MG	BA	3253	1/1	0.84	1.13	0,0,0,0	0
57	MG	BA	3145	1/1	0.84	1.06	0,0,0,0	0
57	MG	BA	3205	1/1	0.84	0.22	33,33,33,33	0
57	MG	AA	1658	1/1	0.84	0.14	41,41,41,41	0
57	MG	DA	3085	1/1	0.84	0.85	0,0,0,0	0
57	MG	CA	1608	1/1	0.84	0.35	0,0,0,0	0
57	MG	BA	3045	1/1	0.84	0.69	0,0,0,0	0
57	MG	DA	3139	1/1	0.84	0.48	0,0,0,0	0
57	MG	BA	3111	1/1	0.84	0.79	2,2,2,2	0
57	MG	BA	3058	1/1	0.84	0.33	4,4,4,4	0
57	MG	BA	3198	1/1	0.84	0.19	41,41,41,41	0
57	MG	AA	1620	1/1	0.84	0.31	1,1,1,1	0
57	MG	DA	3100	1/1	0.84	0.76	0,0,0,0	0

Continued on next page...

Continued from previous page...

Mol	Type	Chain	Res	Atoms	RSCC	RSR	B-factors(Å ²)	Q<0.9
57	MG	AA	1674	1/1	0.84	1.24	16,16,16,16	0
57	MG	DA	3233	1/1	0.84	1.30	0,0,0,0	0
57	MG	BF	302	1/1	0.84	0.33	0,0,0,0	0
57	MG	CA	1654	1/1	0.85	0.48	0,0,0,0	0
57	MG	BA	3229	1/1	0.85	0.32	13,13,13,13	0
57	MG	CA	1634	1/1	0.85	1.02	0,0,0,0	0
57	MG	AA	1646	1/1	0.85	0.81	0,0,0,0	0
57	MG	CA	1641	1/1	0.85	1.79	0,0,0,0	0
57	MG	BA	3114	1/1	0.85	0.57	0,0,0,0	0
57	MG	CA	1687	1/1	0.85	0.90	0,0,0,0	1
57	MG	CA	1647	1/1	0.85	0.71	0,0,0,0	1
57	MG	DA	3019	1/1	0.85	0.43	0,0,0,0	0
57	MG	BA	3110	1/1	0.85	0.90	0,0,0,0	0
57	MG	CA	1673	1/1	0.85	0.42	0,0,0,0	0
57	MG	BA	3040	1/1	0.85	0.70	0,0,0,0	0
57	MG	DA	3012	1/1	0.85	0.33	0,0,0,0	0
57	MG	BA	3082	1/1	0.86	0.28	88,88,88,88	0
57	MG	BA	3191	1/1	0.86	0.90	0,0,0,0	0
57	MG	BA	3070	1/1	0.86	0.25	0,0,0,0	0
59	ZN	CD	801	1/1	0.86	0.29	8,8,8,8	0
57	MG	DA	3222	1/1	0.86	1.29	1,1,1,1	0
57	MG	DA	3245	1/1	0.86	0.96	0,0,0,0	1
57	MG	BA	3073	1/1	0.86	0.53	0,0,0,0	0
57	MG	DA	3043	1/1	0.86	0.86	0,0,0,0	0
57	MG	BA	3038	1/1	0.86	0.51	28,28,28,28	0
57	MG	BA	3131	1/1	0.86	0.25	0,0,0,0	0
57	MG	BA	3213	1/1	0.86	0.42	0,0,0,0	0
57	MG	CA	1652	1/1	0.86	0.29	0,0,0,0	0
57	MG	CA	1646	1/1	0.86	0.52	1,1,1,1	0
57	MG	BA	3259	1/1	0.86	0.82	0,0,0,0	0
57	MG	BA	3123	1/1	0.86	0.51	0,0,0,0	0
57	MG	BA	3219	1/1	0.86	0.11	0,0,0,0	0
57	MG	CA	1661	1/1	0.86	0.47	1,1,1,1	0
57	MG	DA	3252	1/1	0.86	0.26	0,0,0,0	0
57	MG	BA	3144	1/1	0.86	0.33	1,1,1,1	0
57	MG	BA	3066	1/1	0.86	0.13	86,86,86,86	0
57	MG	AA	1650	1/1	0.86	1.13	0,0,0,0	0
57	MG	DA	3044	1/1	0.87	0.60	0,0,0,0	0
57	MG	AA	1629	1/1	0.87	0.17	29,29,29,29	0
57	MG	BA	3004	1/1	0.87	1.47	0,0,0,0	0
57	MG	DA	3084	1/1	0.87	0.44	0,0,0,0	0
57	MG	DA	3151	1/1	0.87	0.27	0,0,0,0	0

Continued on next page...

Continued from previous page...

Mol	Type	Chain	Res	Atoms	RSCC	RSR	B-factors(\AA^2)	Q<0.9
57	MG	B1	101	1/1	0.87	0.20	59,59,59,59	1
57	MG	DA	3059	1/1	0.87	0.28	1,1,1,1	0
57	MG	AA	1662	1/1	0.87	0.37	26,26,26,26	0
57	MG	BA	3192	1/1	0.87	0.40	0,0,0,0	0
57	MG	BA	3076	1/1	0.87	0.24	34,34,34,34	0
57	MG	DA	3051	1/1	0.87	0.63	0,0,0,0	0
57	MG	DA	3173	1/1	0.87	0.99	0,0,0,0	0
57	MG	CA	1665	1/1	0.87	0.35	0,0,0,0	0
57	MG	BA	3168	1/1	0.87	0.15	11,11,11,11	0
57	MG	DA	3024	1/1	0.87	0.35	0,0,0,0	0
57	MG	DA	3215	1/1	0.87	0.30	0,0,0,0	0
57	MG	DA	3134	1/1	0.87	0.60	0,0,0,0	0
57	MG	AA	1626	1/1	0.87	0.40	0,0,0,0	0
57	MG	AA	1624	1/1	0.87	0.67	0,0,0,0	0
57	MG	BA	3260	1/1	0.87	0.20	13,13,13,13	0
57	MG	CA	1694	1/1	0.87	0.93	1,1,1,1	0
57	MG	DA	3122	1/1	0.87	0.30	0,0,0,0	0
57	MG	BA	3116	1/1	0.87	0.29	0,0,0,0	0
57	MG	DA	3004	1/1	0.88	1.01	1,1,1,1	0
57	MG	BA	3036	1/1	0.88	0.73	0,0,0,0	0
57	MG	BA	3218	1/1	0.88	0.25	0,0,0,0	0
57	MG	AA	1617	1/1	0.88	0.77	0,0,0,0	0
57	MG	DA	3098	1/1	0.88	0.82	1,1,1,1	0
57	MG	DA	3130	1/1	0.88	0.43	0,0,0,0	0
57	MG	DA	3036	1/1	0.88	0.81	1,1,1,1	0
57	MG	BA	3208	1/1	0.88	0.33	0,0,0,0	0
57	MG	AA	1680	1/1	0.88	1.74	0,0,0,0	0
57	MG	CA	1655	1/1	0.88	0.23	21,21,21,21	0
57	MG	DA	3113	1/1	0.88	0.46	0,0,0,0	0
57	MG	BA	3091	1/1	0.88	0.94	0,0,0,0	0
57	MG	BA	3084	1/1	0.88	0.63	0,0,0,0	0
57	MG	BA	3212	1/1	0.88	1.17	11,11,11,11	0
57	MG	BA	3169	1/1	0.88	1.18	0,0,0,0	0
57	MG	DA	3258	1/1	0.88	0.59	8,8,8,8	0
57	MG	BA	3252	1/1	0.88	0.26	0,0,0,0	0
57	MG	AA	1648	1/1	0.88	0.21	1,1,1,1	0
57	MG	DA	3058	1/1	0.88	1.18	0,0,0,0	0
57	MG	CA	1615	1/1	0.88	0.37	1,1,1,1	0
57	MG	DA	3030	1/1	0.88	0.19	0,0,0,0	0
57	MG	DA	3056	1/1	0.88	0.86	0,0,0,0	0
58	PAR	AA	1694	42/42	0.88	0.29	11,14,23,25	0
57	MG	BA	3046	1/1	0.88	0.60	0,0,0,0	0

Continued on next page...

Continued from previous page...

Mol	Type	Chain	Res	Atoms	RSCC	RSR	B-factors(Å ²)	Q<0.9
57	MG	BB	201	1/1	0.88	0.45	0,0,0,0	1
57	MG	BA	3017	1/1	0.88	0.32	0,0,0,0	0
57	MG	BA	3081	1/1	0.88	0.35	0,0,0,0	0
57	MG	BA	3108	1/1	0.88	1.12	0,0,0,0	0
57	MG	BA	3211	1/1	0.88	0.27	0,0,0,0	1
57	MG	DA	3001	1/1	0.88	0.51	0,0,0,0	0
57	MG	BA	3025	1/1	0.89	0.40	0,0,0,0	0
57	MG	BA	3078	1/1	0.89	0.17	0,0,0,0	0
57	MG	DA	3042	1/1	0.89	0.50	0,0,0,0	0
57	MG	DA	3007	1/1	0.89	0.81	1,1,1,1	0
57	MG	DA	3072	1/1	0.89	1.37	1,1,1,1	0
57	MG	DA	3029	1/1	0.89	0.30	0,0,0,0	0
57	MG	BA	3258	1/1	0.89	0.13	23,23,23,23	0
57	MG	DA	3200	1/1	0.89	0.85	0,0,0,0	0
57	MG	DA	3047	1/1	0.89	0.70	0,0,0,0	0
57	MG	DA	3213	1/1	0.89	0.24	0,0,0,0	0
57	MG	BA	3180	1/1	0.89	0.52	0,0,0,0	0
57	MG	AA	1619	1/1	0.89	0.45	1,1,1,1	0
57	MG	BA	3256	1/1	0.89	0.96	0,0,0,0	0
57	MG	AA	1656	1/1	0.89	0.27	9,9,9,9	0
57	MG	BA	3043	1/1	0.89	0.13	0,0,0,0	1
57	MG	BA	3069	1/1	0.89	0.08	24,24,24,24	0
57	MG	AA	1667	1/1	0.89	0.34	15,15,15,15	0
57	MG	DA	3086	1/1	0.89	0.91	0,0,0,0	0
57	MG	AA	1630	1/1	0.89	0.37	29,29,29,29	0
57	MG	BA	3232	1/1	0.89	0.41	0,0,0,0	0
57	MG	DA	3009	1/1	0.89	1.01	0,0,0,0	0
57	MG	BA	3029	1/1	0.89	0.33	0,0,0,0	0
57	MG	BA	3171	1/1	0.89	0.12	6,6,6,6	0
57	MG	BA	3146	1/1	0.89	0.25	0,0,0,0	0
57	MG	DA	3045	1/1	0.89	0.51	0,0,0,0	0
57	MG	BA	3194	1/1	0.89	0.51	0,0,0,0	0
57	MG	AA	1621	1/1	0.89	1.01	0,0,0,0	0
57	MG	CA	1611	1/1	0.89	0.62	0,0,0,0	0
57	MG	BA	3216	1/1	0.89	0.24	0,0,0,0	1
57	MG	CA	1672	1/1	0.89	0.57	0,0,0,0	0
57	MG	AA	1635	1/1	0.89	1.26	0,0,0,0	0
57	MG	BA	3207	1/1	0.89	0.18	0,0,0,0	0
57	MG	DA	3008	1/1	0.90	0.73	0,0,0,0	0
57	MG	DA	3263	1/1	0.90	0.42	0,0,0,0	0
57	MG	BA	3140	1/1	0.90	0.25	12,12,12,12	0
57	MG	DA	3239	1/1	0.90	0.22	0,0,0,0	0

Continued on next page...

Continued from previous page...

Mol	Type	Chain	Res	Atoms	RSCC	RSR	B-factors(Å ²)	Q<0.9
58	PAR	CA	1695	42/42	0.90	0.34	36,39,47,50	0
57	MG	BA	3178	1/1	0.90	0.71	0,0,0,0	0
57	MG	BA	3141	1/1	0.90	0.52	0,0,0,0	0
57	MG	DA	3050	1/1	0.90	1.28	0,0,0,0	0
57	MG	DB	201	1/1	0.90	0.21	0,0,0,0	1
57	MG	BA	3032	1/1	0.90	0.19	0,0,0,0	0
57	MG	BE	301	1/1	0.90	0.49	0,0,0,0	0
57	MG	BA	3093	1/1	0.90	1.07	0,0,0,0	0
57	MG	AA	1693	1/1	0.90	0.12	5,5,5,5	0
57	MG	CA	1607	1/1	0.90	1.25	0,0,0,0	0
57	MG	BA	3096	1/1	0.90	0.31	0,0,0,0	0
57	MG	DA	3034	1/1	0.90	0.37	0,0,0,0	0
57	MG	AA	1632	1/1	0.90	0.16	3,3,3,3	0
57	MG	B3	101	1/1	0.90	0.67	0,0,0,0	0
57	MG	BA	3051	1/1	0.90	0.66	0,0,0,0	0
57	MG	AA	1659	1/1	0.90	0.22	0,0,0,0	0
57	MG	BA	3008	1/1	0.90	0.16	0,0,0,0	0
57	MG	CA	1684	1/1	0.90	0.69	0,0,0,0	0
57	MG	CA	1632	1/1	0.90	1.30	0,0,0,0	0
57	MG	AA	1644	1/1	0.90	0.42	0,0,0,0	0
57	MG	DA	3152	1/1	0.90	0.24	2,2,2,2	0
57	MG	CA	1622	1/1	0.90	0.56	0,0,0,0	0
57	MG	DA	3073	1/1	0.90	0.53	0,0,0,0	0
57	MG	BA	3015	1/1	0.90	0.23	0,0,0,0	1
57	MG	BA	3061	1/1	0.91	0.22	40,40,40,40	0
57	MG	DA	3108	1/1	0.91	0.30	0,0,0,0	0
57	MG	AA	1633	1/1	0.91	1.07	0,0,0,0	0
57	MG	BA	3063	1/1	0.91	0.19	32,32,32,32	0
57	MG	CA	1642	1/1	0.91	1.14	0,0,0,0	0
57	MG	AA	1604	1/1	0.91	0.34	0,0,0,0	0
57	MG	DA	3218	1/1	0.91	0.54	0,0,0,0	0
57	MG	DA	3243	1/1	0.91	0.27	0,0,0,0	0
57	MG	BA	3041	1/1	0.91	0.54	0,0,0,0	1
57	MG	B5	102	1/1	0.91	1.09	0,0,0,0	1
57	MG	B5	101	1/1	0.91	0.26	0,0,0,0	0
57	MG	BA	3052	1/1	0.91	0.15	1,1,1,1	0
57	MG	AA	1657	1/1	0.91	0.26	1,1,1,1	0
57	MG	BA	3158	1/1	0.91	0.95	0,0,0,0	0
57	MG	AA	1616	1/1	0.91	0.63	0,0,0,0	0
57	MG	DA	3208	1/1	0.91	0.22	0,0,0,0	0
57	MG	BA	3050	1/1	0.91	0.17	0,0,0,0	0
57	MG	BA	3064	1/1	0.91	0.18	51,51,51,51	0

Continued on next page...

Continued from previous page...

Mol	Type	Chain	Res	Atoms	RSCC	RSR	B-factors(Å ²)	Q<0.9
57	MG	BA	3166	1/1	0.91	0.32	0,0,0,0	0
57	MG	BA	3103	1/1	0.91	0.69	0,0,0,0	0
57	MG	DA	3081	1/1	0.91	0.29	0,0,0,0	0
57	MG	AA	1622	1/1	0.91	0.22	0,0,0,0	0
57	MG	DA	3190	1/1	0.91	0.25	0,0,0,0	0
57	MG	BA	3119	1/1	0.91	0.37	0,0,0,0	0
57	MG	BA	3152	1/1	0.91	0.88	3,3,3,3	0
59	ZN	CN	101	1/1	0.91	0.16	125,125,125,125	0
57	MG	BA	3127	1/1	0.91	0.17	55,55,55,55	0
57	MG	AA	1637	1/1	0.91	0.17	34,34,34,34	0
57	MG	CA	1601	1/1	0.91	0.44	0,0,0,0	0
57	MG	BA	3235	1/1	0.91	0.22	0,0,0,0	0
57	MG	AA	1642	1/1	0.91	0.09	46,46,46,46	0
57	MG	DA	3126	1/1	0.91	0.38	0,0,0,0	0
57	MG	BA	3102	1/1	0.91	0.35	38,38,38,38	0
57	MG	BA	3226	1/1	0.91	0.32	39,39,39,39	0
57	MG	BA	3054	1/1	0.91	0.77	0,0,0,0	0
57	MG	CA	1627	1/1	0.91	0.21	3,3,3,3	0
57	MG	BA	3130	1/1	0.91	0.21	0,0,0,0	0
57	MG	AA	1607	1/1	0.91	0.19	0,0,0,0	0
57	MG	DA	3103	1/1	0.91	1.31	1,1,1,1	0
57	MG	AA	1675	1/1	0.92	0.94	0,0,0,0	0
57	MG	CA	1613	1/1	0.92	0.85	0,0,0,0	0
57	MG	DA	3163	1/1	0.92	0.79	0,0,0,0	0
57	MG	DA	3242	1/1	0.92	0.59	1,1,1,1	0
57	MG	DA	3186	1/1	0.92	1.20	0,0,0,0	0
57	MG	BA	3133	1/1	0.92	0.34	0,0,0,0	0
57	MG	DA	3255	1/1	0.92	0.37	0,0,0,0	0
57	MG	BA	3197	1/1	0.92	0.36	0,0,0,0	0
57	MG	DA	3049	1/1	0.92	0.52	0,0,0,0	0
57	MG	BA	3184	1/1	0.92	0.55	0,0,0,0	0
57	MG	DA	3046	1/1	0.92	0.34	0,0,0,0	0
57	MG	DA	3102	1/1	0.92	0.70	0,0,0,0	0
57	MG	DA	3143	1/1	0.92	0.51	1,1,1,1	0
57	MG	DA	3005	1/1	0.92	0.68	0,0,0,0	0
57	MG	BA	3007	1/1	0.92	1.07	0,0,0,0	0
57	MG	DA	3144	1/1	0.92	0.53	0,0,0,0	0
57	MG	CA	1663	1/1	0.92	0.26	0,0,0,0	0
57	MG	CA	1623	1/1	0.92	0.36	0,0,0,0	0
57	MG	BA	3101	1/1	0.92	0.08	13,13,13,13	0
57	MG	BA	3214	1/1	0.92	1.09	0,0,0,0	0
57	MG	BA	3071	1/1	0.92	0.44	0,0,0,0	0

Continued on next page...

Continued from previous page...

Mol	Type	Chain	Res	Atoms	RSCC	RSR	B-factors(Å ²)	Q<0.9
57	MG	BA	3075	1/1	0.92	0.63	0,0,0,0	0
57	MG	BF	301	1/1	0.92	0.25	27,27,27,27	1
57	MG	BA	3250	1/1	0.92	1.46	0,0,0,0	1
57	MG	DA	3067	1/1	0.92	1.36	1,1,1,1	0
57	MG	BA	3155	1/1	0.92	0.64	0,0,0,0	0
57	MG	BA	3106	1/1	0.92	0.21	7,7,7,7	0
57	MG	DA	3055	1/1	0.92	0.34	0,0,0,0	0
57	MG	CA	1651	1/1	0.92	0.26	0,0,0,0	0
57	MG	DA	3033	1/1	0.92	1.72	1,1,1,1	0
57	MG	DA	3062	1/1	0.93	0.40	1,1,1,1	0
57	MG	BA	3086	1/1	0.93	0.16	35,35,35,35	0
57	MG	DA	3091	1/1	0.93	0.66	0,0,0,0	0
57	MG	CA	1662	1/1	0.93	0.28	13,13,13,13	0
57	MG	BA	3056	1/1	0.93	1.22	0,0,0,0	0
57	MG	CA	1674	1/1	0.93	0.47	0,0,0,0	0
57	MG	BA	3129	1/1	0.93	0.24	0,0,0,0	1
57	MG	DA	3260	1/1	0.93	0.59	0,0,0,0	0
57	MG	DA	3076	1/1	0.93	0.29	1,1,1,1	0
57	MG	DA	3207	1/1	0.93	0.48	0,0,0,0	0
57	MG	DA	3131	1/1	0.93	0.31	0,0,0,0	0
57	MG	AA	1689	1/1	0.93	0.50	0,0,0,0	0
57	MG	BA	3153	1/1	0.93	0.21	0,0,0,0	0
57	MG	AA	1605	1/1	0.93	0.12	26,26,26,26	0
57	MG	BA	3149	1/1	0.93	0.18	10,10,10,10	0
57	MG	DA	3087	1/1	0.93	1.05	1,1,1,1	0
57	MG	CA	1628	1/1	0.93	0.20	0,0,0,0	0
57	MG	DA	3159	1/1	0.93	0.69	0,0,0,0	0
57	MG	DA	3174	1/1	0.93	0.44	0,0,0,0	0
57	MG	BA	3255	1/1	0.93	0.09	0,0,0,0	0
57	MG	DA	3129	1/1	0.93	0.52	0,0,0,0	0
57	MG	BA	3125	1/1	0.93	0.62	0,0,0,0	0
57	MG	AA	1643	1/1	0.93	0.15	35,35,35,35	0
57	MG	DA	3116	1/1	0.93	0.28	0,0,0,0	0
57	MG	AA	1663	1/1	0.93	0.17	4,4,4,4	0
57	MG	BA	3142	1/1	0.93	0.62	0,0,0,0	0
57	MG	DA	3142	1/1	0.93	0.56	0,0,0,0	0
57	MG	DA	3262	1/1	0.93	0.77	0,0,0,0	0
57	MG	DA	3121	1/1	0.93	0.70	0,0,0,0	0
57	MG	DA	3203	1/1	0.93	0.40	0,0,0,0	0
57	MG	BA	3181	1/1	0.93	1.57	8,8,8,8	0
57	MG	BA	3139	1/1	0.93	0.31	0,0,0,0	0
57	MG	BA	3095	1/1	0.93	0.58	0,0,0,0	0

Continued on next page...

Continued from previous page...

Mol	Type	Chain	Res	Atoms	RSCC	RSR	B-factors(\AA^2)	Q<0.9
57	MG	BA	3013	1/1	0.93	0.19	63,63,63,63	0
57	MG	BA	3023	1/1	0.93	0.11	43,43,43,43	0
57	MG	CA	1644	1/1	0.93	0.50	27,27,27,27	0
57	MG	BA	3210	1/1	0.93	0.22	0,0,0,0	0
57	MG	DA	3155	1/1	0.93	0.52	0,0,0,0	0
57	MG	BA	3143	1/1	0.93	0.53	0,0,0,0	0
57	MG	DA	3154	1/1	0.93	0.21	0,0,0,0	0
57	MG	BA	3147	1/1	0.93	0.15	0,0,0,0	0
57	MG	BA	3247	1/1	0.93	0.54	7,7,7,7	0
57	MG	BA	3121	1/1	0.93	0.49	0,0,0,0	0
57	MG	DA	3118	1/1	0.93	0.92	0,0,0,0	0
57	MG	BA	3225	1/1	0.93	0.95	0,0,0,0	0
57	MG	DA	3017	1/1	0.93	0.40	0,0,0,0	0
57	MG	BA	3137	1/1	0.94	0.11	108,108,108,108	0
57	MG	DA	3141	1/1	0.94	0.80	0,0,0,0	0
57	MG	AA	1690	1/1	0.94	0.21	23,23,23,23	0
57	MG	BA	3098	1/1	0.94	0.97	0,0,0,0	0
57	MG	AA	1678	1/1	0.94	0.42	2,2,2,2	0
57	MG	CA	1659	1/1	0.94	0.38	8,8,8,8	0
57	MG	DA	3188	1/1	0.94	0.75	0,0,0,0	0
57	MG	DA	3219	1/1	0.94	0.60	0,0,0,0	0
57	MG	BA	3161	1/1	0.94	0.75	0,0,0,0	0
57	MG	DA	3235	1/1	0.94	0.93	0,0,0,0	0
57	MG	DA	3083	1/1	0.94	0.46	1,1,1,1	0
57	MG	BA	3049	1/1	0.94	0.37	0,0,0,0	0
57	MG	AA	1606	1/1	0.94	0.52	0,0,0,0	0
57	MG	AA	1668	1/1	0.94	0.20	36,36,36,36	0
57	MG	CA	1658	1/1	0.94	0.21	0,0,0,0	0
57	MG	CA	1612	1/1	0.94	0.19	8,8,8,8	0
57	MG	DA	3104	1/1	0.94	0.77	0,0,0,0	0
57	MG	BA	3162	1/1	0.94	0.21	6,6,6,6	0
57	MG	BA	3186	1/1	0.94	0.57	0,0,0,0	0
57	MG	DA	3209	1/1	0.94	0.39	0,0,0,0	0
57	MG	DA	3066	1/1	0.94	0.58	1,1,1,1	0
57	MG	BA	3182	1/1	0.94	0.15	17,17,17,17	0
57	MG	AA	1639	1/1	0.94	0.48	0,0,0,0	0
57	MG	DA	3022	1/1	0.94	0.70	0,0,0,0	0
57	MG	DA	3111	1/1	0.94	0.69	1,1,1,1	0
57	MG	BA	3092	1/1	0.94	0.38	0,0,0,0	0
57	MG	AA	1627	1/1	0.94	0.25	0,0,0,0	0
57	MG	BA	3022	1/1	0.94	0.13	8,8,8,8	0
57	MG	BA	3083	1/1	0.94	0.65	0,0,0,0	0

Continued on next page...

Continued from previous page...

Mol	Type	Chain	Res	Atoms	RSCC	RSR	B-factors(Å ²)	Q<0.9
57	MG	CA	1653	1/1	0.94	0.46	1,1,1,1	0
57	MG	DA	3052	1/1	0.94	0.21	0,0,0,0	0
57	MG	DA	3135	1/1	0.94	0.28	1,1,1,1	0
57	MG	DA	3147	1/1	0.94	0.18	1,1,1,1	0
57	MG	AA	1649	1/1	0.94	0.06	67,67,67,67	0
57	MG	AA	1677	1/1	0.94	0.39	0,0,0,0	0
57	MG	AA	1618	1/1	0.94	0.23	7,7,7,7	0
57	MG	DA	3090	1/1	0.94	0.28	0,0,0,0	0
57	MG	BA	3185	1/1	0.94	0.30	13,13,13,13	1
57	MG	BA	3057	1/1	0.94	0.08	29,29,29,29	0
57	MG	DA	3261	1/1	0.94	0.15	3,3,3,3	0
57	MG	BA	3109	1/1	0.94	0.26	2,2,2,2	0
57	MG	DA	3216	1/1	0.94	0.59	0,0,0,0	0
57	MG	BA	3033	1/1	0.94	0.30	0,0,0,0	0
57	MG	BA	3179	1/1	0.94	0.25	0,0,0,0	0
57	MG	DA	3070	1/1	0.94	1.00	0,0,0,0	0
57	MG	AA	1625	1/1	0.94	0.08	3,3,3,3	0
57	MG	BA	3107	1/1	0.94	0.17	12,12,12,12	0
57	MG	DA	3175	1/1	0.94	0.82	0,0,0,0	0
57	MG	DA	3041	1/1	0.94	0.23	36,36,36,36	0
57	MG	BA	3113	1/1	0.94	0.32	0,0,0,0	0
57	MG	BA	3239	1/1	0.94	0.42	0,0,0,0	0
57	MG	CA	1610	1/1	0.94	0.42	0,0,0,0	0
57	MG	DA	3224	1/1	0.94	0.25	0,0,0,0	0
57	MG	BA	3138	1/1	0.95	0.76	0,0,0,0	0
57	MG	DA	3150	1/1	0.95	0.35	0,0,0,0	0
57	MG	DA	3178	1/1	0.95	0.43	0,0,0,0	1
57	MG	BA	3016	1/1	0.95	0.54	1,1,1,1	0
57	MG	DA	3095	1/1	0.95	0.93	0,0,0,0	0
57	MG	BA	3174	1/1	0.95	0.62	0,0,0,0	0
59	ZN	AN	101	1/1	0.95	0.10	76,76,76,76	0
57	MG	CA	1660	1/1	0.95	0.11	0,0,0,0	0
57	MG	CA	1616	1/1	0.95	0.27	0,0,0,0	0
57	MG	BA	3027	1/1	0.95	0.13	0,0,0,0	1
59	ZN	AD	801	1/1	0.95	0.26	9,9,9,9	0
57	MG	CA	1676	1/1	0.95	0.18	0,0,0,0	0
57	MG	DA	3061	1/1	0.95	0.54	0,0,0,0	0
57	MG	BA	3034	1/1	0.95	0.15	2,2,2,2	0
57	MG	BA	3227	1/1	0.95	0.54	0,0,0,0	0
57	MG	DA	3014	1/1	0.95	0.20	8,8,8,8	0
57	MG	DA	3048	1/1	0.95	0.57	0,0,0,0	0
57	MG	D5	101	1/1	0.95	0.57	0,0,0,0	0

Continued on next page...

Continued from previous page...

Mol	Type	Chain	Res	Atoms	RSCC	RSR	B-factors(Å ²)	Q<0.9
57	MG	CA	1618	1/1	0.95	0.13	0,0,0,0	0
57	MG	DA	3140	1/1	0.95	0.28	0,0,0,0	0
57	MG	DA	3193	1/1	0.95	0.63	0,0,0,0	0
57	MG	BA	3221	1/1	0.95	0.13	79,79,79,79	0
57	MG	CA	1671	1/1	0.95	1.03	0,0,0,0	0
57	MG	BA	3012	1/1	0.95	0.16	68,68,68,68	0
57	MG	CA	1614	1/1	0.95	0.20	0,0,0,0	0
57	MG	BA	3176	1/1	0.95	0.19	24,24,24,24	0
57	MG	BA	3042	1/1	0.95	0.58	0,0,0,0	0
57	MG	BA	3215	1/1	0.95	0.27	18,18,18,18	0
57	MG	DA	3120	1/1	0.95	0.43	0,0,0,0	0
57	MG	CA	1621	1/1	0.95	0.12	34,34,34,34	0
57	MG	DA	3018	1/1	0.95	0.76	0,0,0,0	0
57	MG	BA	3053	1/1	0.95	0.38	0,0,0,0	0
57	MG	BA	3065	1/1	0.95	0.11	16,16,16,16	0
57	MG	BA	3189	1/1	0.95	0.60	40,40,40,40	0
57	MG	AA	1673	1/1	0.95	1.28	0,0,0,0	0
57	MG	BA	3112	1/1	0.95	0.30	0,0,0,0	0
57	MG	BA	3206	1/1	0.95	0.29	0,0,0,0	0
57	MG	BA	3238	1/1	0.95	0.30	2,2,2,2	1
57	MG	BA	3035	1/1	0.95	1.45	0,0,0,0	0
57	MG	BA	3175	1/1	0.95	0.21	0,0,0,0	0
57	MG	DA	3096	1/1	0.95	0.39	0,0,0,0	0
57	MG	CA	1605	1/1	0.95	0.25	1,1,1,1	0
57	MG	AX	101	1/1	0.95	0.09	3,3,3,3	0
57	MG	BA	3080	1/1	0.95	0.25	13,13,13,13	0
57	MG	DB	202	1/1	0.95	0.13	0,0,0,0	0
57	MG	DA	3031	1/1	0.95	0.33	0,0,0,0	0
57	MG	DA	3068	1/1	0.95	0.37	1,1,1,1	0
57	MG	DA	3023	1/1	0.95	1.09	0,0,0,0	0
57	MG	DA	3074	1/1	0.95	0.26	0,0,0,0	0
57	MG	CA	1603	1/1	0.95	0.33	0,0,0,0	0
57	MG	DA	3149	1/1	0.95	0.44	0,0,0,0	0
57	MG	DA	3201	1/1	0.95	0.46	0,0,0,0	0
57	MG	AA	1615	1/1	0.96	0.30	1,1,1,1	0
57	MG	AA	1614	1/1	0.96	0.63	2,2,2,2	0
57	MG	DA	3146	1/1	0.96	0.58	0,0,0,0	0
57	MG	DA	3106	1/1	0.96	0.30	0,0,0,0	0
57	MG	AA	1671	1/1	0.96	0.41	0,0,0,0	0
57	MG	DA	3123	1/1	0.96	0.42	0,0,0,0	0
57	MG	BA	3048	1/1	0.96	0.56	0,0,0,0	0
57	MG	DA	3054	1/1	0.96	0.85	0,0,0,0	0

Continued on next page...

Continued from previous page...

Mol	Type	Chain	Res	Atoms	RSCC	RSR	B-factors(Å ²)	Q<0.9
57	MG	AA	1691	1/1	0.96	0.88	58,58,58,58	0
57	MG	AA	1603	1/1	0.96	0.08	55,55,55,55	0
57	MG	BA	3165	1/1	0.96	0.40	0,0,0,0	0
57	MG	DA	3069	1/1	0.96	0.52	0,0,0,0	0
57	MG	AA	1670	1/1	0.96	0.23	0,0,0,0	0
57	MG	DA	3099	1/1	0.96	0.57	0,0,0,0	0
57	MG	CA	1675	1/1	0.96	0.41	0,0,0,0	0
57	MG	CA	1688	1/1	0.96	0.29	1,1,1,1	0
57	MG	BA	3183	1/1	0.96	0.32	1,1,1,1	0
57	MG	CA	1633	1/1	0.96	0.43	0,0,0,0	0
57	MG	DA	3089	1/1	0.96	0.42	0,0,0,0	0
57	MG	AA	1682	1/1	0.96	0.14	0,0,0,0	0
57	MG	BA	3172	1/1	0.96	0.18	0,0,0,0	0
57	MG	DA	3157	1/1	0.96	0.41	0,0,0,0	0
57	MG	DA	3010	1/1	0.96	0.56	0,0,0,0	0
57	MG	BA	3060	1/1	0.96	0.08	28,28,28,28	0
57	MG	DA	3171	1/1	0.96	0.14	0,0,0,0	0
57	MG	BA	3068	1/1	0.96	0.99	0,0,0,0	0
57	MG	BA	3164	1/1	0.96	0.14	54,54,54,54	0
57	MG	AA	1666	1/1	0.96	0.12	45,45,45,45	0
57	MG	BA	3156	1/1	0.96	0.49	0,0,0,0	0
57	MG	DA	3040	1/1	0.96	0.88	0,0,0,0	0
57	MG	DA	3267	1/1	0.96	0.10	0,0,0,0	0
57	MG	BA	3077	1/1	0.96	0.45	0,0,0,0	0
57	MG	DA	3183	1/1	0.96	0.48	0,0,0,0	0
57	MG	DA	3180	1/1	0.96	0.27	0,0,0,0	0
57	MG	DA	3025	1/1	0.96	0.16	1,1,1,1	0
57	MG	DA	3079	1/1	0.96	0.60	0,0,0,0	0
57	MG	BB	202	1/1	0.96	0.08	29,29,29,29	0
57	MG	CA	1649	1/1	0.96	0.17	0,0,0,0	0
57	MG	DA	3035	1/1	0.96	0.31	0,0,0,0	0
57	MG	BA	3019	1/1	0.96	0.72	0,0,0,0	0
57	MG	DA	3101	1/1	0.96	0.58	0,0,0,0	0
57	MG	CA	1666	1/1	0.96	0.52	0,0,0,0	0
57	MG	DA	3156	1/1	0.96	0.29	0,0,0,0	0
57	MG	AX	102	1/1	0.96	0.17	29,29,29,29	0
57	MG	AA	1611	1/1	0.96	0.41	0,0,0,0	0
57	MG	AA	1665	1/1	0.96	0.19	0,0,0,0	0
57	MG	DA	3114	1/1	0.96	0.28	0,0,0,0	0
57	MG	DA	3231	1/1	0.96	0.31	0,0,0,0	0
57	MG	AA	1692	1/1	0.96	0.27	2,2,2,2	0
57	MG	BA	3089	1/1	0.96	0.37	0,0,0,0	0

Continued on next page...

Continued from previous page...

Mol	Type	Chain	Res	Atoms	RSCC	RSR	B-factors(Å ²)	Q<0.9
57	MG	AA	1609	1/1	0.96	0.88	3,3,3,3	0
57	MG	AA	1613	1/1	0.96	0.34	0,0,0,0	0
57	MG	AA	1683	1/1	0.96	0.23	0,0,0,0	0
57	MG	BA	3224	1/1	0.96	0.15	52,52,52,52	0
57	MG	DA	3013	1/1	0.96	0.23	0,0,0,0	0
57	MG	CV	101	1/1	0.97	0.12	1,1,1,1	0
57	MG	DA	3092	1/1	0.97	0.37	0,0,0,0	0
57	MG	BA	3118	1/1	0.97	0.26	3,3,3,3	0
57	MG	BA	3170	1/1	0.97	0.30	0,0,0,0	0
57	MG	BA	3020	1/1	0.97	0.70	0,0,0,0	0
57	MG	AA	1602	1/1	0.97	0.19	0,0,0,0	0
57	MG	DA	3097	1/1	0.97	0.41	1,1,1,1	0
57	MG	DA	3229	1/1	0.97	0.51	1,1,1,1	0
57	MG	BA	3047	1/1	0.97	0.34	0,0,0,0	0
57	MG	DA	3257	1/1	0.97	0.31	0,0,0,0	1
57	MG	DA	3093	1/1	0.97	0.46	0,0,0,0	0
57	MG	DA	3115	1/1	0.97	0.19	0,0,0,0	0
57	MG	BA	3074	1/1	0.97	0.37	0,0,0,0	0
57	MG	BA	3159	1/1	0.97	0.42	7,7,7,7	0
57	MG	BA	3222	1/1	0.97	0.20	4,4,4,4	0
57	MG	DA	3119	1/1	0.97	0.44	0,0,0,0	0
57	MG	BA	3031	1/1	0.97	0.11	21,21,21,21	0
57	MG	DA	3158	1/1	0.97	0.43	0,0,0,0	0
57	MG	BA	3072	1/1	0.97	0.66	0,0,0,0	0
57	MG	DA	3172	1/1	0.97	0.23	43,43,43,43	0
57	MG	BA	3014	1/1	0.97	0.19	0,0,0,0	0
57	MG	DA	3217	1/1	0.97	0.06	31,31,31,31	0
57	MG	CA	1686	1/1	0.97	0.43	0,0,0,0	0
57	MG	AA	1651	1/1	0.97	0.36	0,0,0,0	0
57	MG	BA	3062	1/1	0.97	0.05	42,42,42,42	0
57	MG	CA	1639	1/1	0.97	0.43	1,1,1,1	0
57	MG	AA	1661	1/1	0.97	0.09	1,1,1,1	0
57	MG	BA	3220	1/1	0.97	0.11	16,16,16,16	0
57	MG	CA	1643	1/1	0.97	0.35	0,0,0,0	0
57	MG	DA	3109	1/1	0.97	0.53	0,0,0,0	0
57	MG	AA	1653	1/1	0.97	0.31	0,0,0,0	0
57	MG	AA	1672	1/1	0.97	0.62	0,0,0,0	0
57	MG	AA	1655	1/1	0.97	0.18	0,0,0,0	0
57	MG	BA	3100	1/1	0.97	0.10	73,73,73,73	0
57	MG	BA	3115	1/1	0.97	0.44	1,1,1,1	0
57	MG	BA	3055	1/1	0.97	0.41	0,0,0,0	0
57	MG	BA	3151	1/1	0.97	0.27	0,0,0,0	0

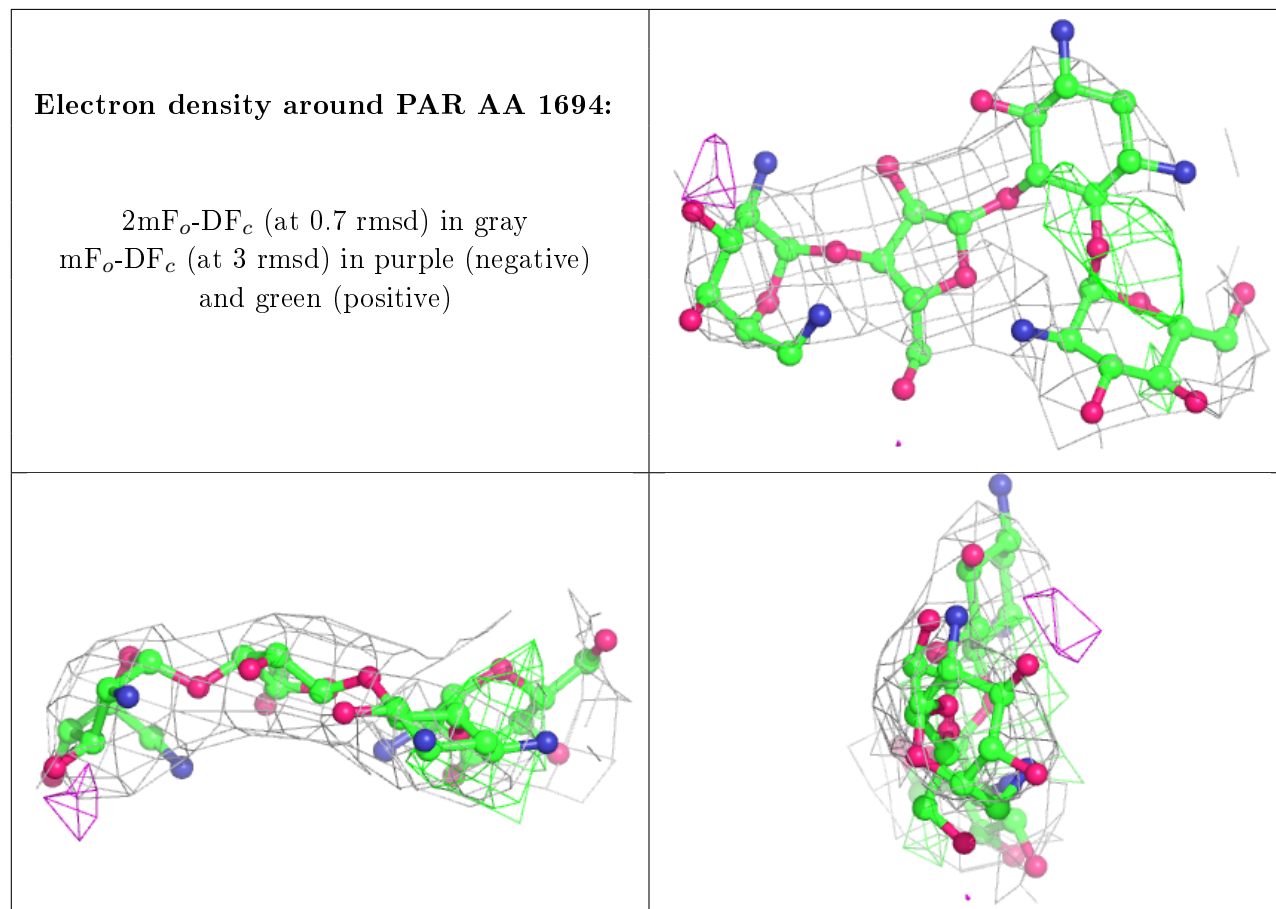
Continued on next page...

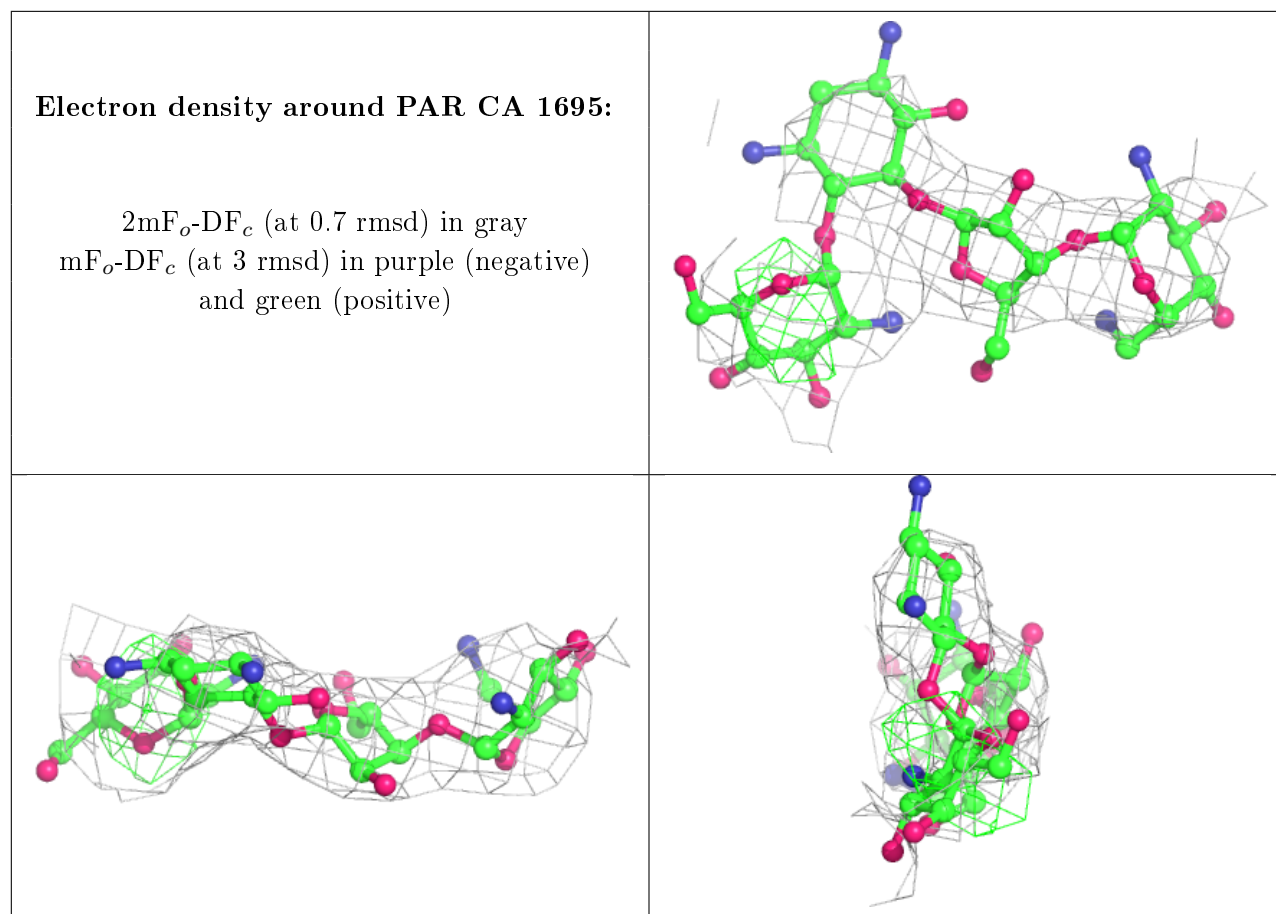
Continued from previous page...

Mol	Type	Chain	Res	Atoms	RSCC	RSR	B-factors(\AA^2)	Q<0.9
57	MG	CA	1648	1/1	0.97	0.32	0,0,0,0	0
57	MG	DA	3015	1/1	0.97	0.68	0,0,0,0	0
57	MG	CA	1631	1/1	0.97	0.06	0,0,0,0	0
57	MG	DA	3032	1/1	0.98	0.25	0,0,0,0	0
57	MG	BA	3200	1/1	0.98	0.06	64,64,64,64	0
57	MG	BA	3257	1/1	0.98	0.56	0,0,0,0	0
57	MG	DA	3080	1/1	0.98	0.41	0,0,0,0	0
57	MG	DA	3053	1/1	0.98	0.41	0,0,0,0	0
57	MG	DA	3189	1/1	0.98	0.55	0,0,0,0	0
57	MG	DA	3226	1/1	0.98	0.42	0,0,0,0	0
57	MG	BA	3188	1/1	0.98	0.55	5,5,5,5	0
57	MG	BA	3005	1/1	0.98	0.23	0,0,0,0	0
57	MG	DA	3225	1/1	0.98	0.73	0,0,0,0	0
57	MG	CA	1691	1/1	0.98	0.13	0,0,0,0	0
57	MG	DA	3057	1/1	0.98	0.21	0,0,0,0	0
57	MG	BA	3234	1/1	0.98	0.44	0,0,0,0	0
57	MG	BA	3079	1/1	0.98	0.55	0,0,0,0	0
57	MG	BA	3177	1/1	0.98	0.39	0,0,0,0	0
57	MG	AA	1608	1/1	0.98	0.27	0,0,0,0	0
57	MG	CA	1690	1/1	0.98	0.32	3,3,3,3	0
57	MG	CA	1629	1/1	0.98	0.22	0,0,0,0	0
57	MG	DA	3205	1/1	0.98	0.37	0,0,0,0	0
57	MG	CA	1602	1/1	0.98	0.29	0,0,0,0	0
57	MG	DA	3133	1/1	0.98	0.44	0,0,0,0	0
57	MG	DA	3138	1/1	0.98	0.25	0,0,0,0	0
57	MG	DA	3117	1/1	0.98	0.31	0,0,0,0	0
57	MG	DA	3082	1/1	0.98	0.28	0,0,0,0	0
57	MG	DA	3223	1/1	0.98	0.24	0,0,0,0	0
57	MG	BA	3122	1/1	0.98	0.43	0,0,0,0	0
57	MG	BA	3196	1/1	0.98	0.20	0,0,0,0	1
57	MG	BA	3157	1/1	0.98	0.80	1,1,1,1	0
57	MG	DA	3168	1/1	0.98	0.49	37,37,37,37	1
57	MG	CA	1650	1/1	0.98	0.31	0,0,0,0	0
57	MG	DA	3011	1/1	0.98	0.12	10,10,10,10	0
57	MG	DA	3148	1/1	0.98	0.20	0,0,0,0	0
57	MG	CA	1681	1/1	0.98	0.30	1,1,1,1	0
57	MG	CA	1692	1/1	0.98	0.08	0,0,0,0	1
57	MG	BA	3136	1/1	0.99	0.50	0,0,0,0	0
57	MG	DA	3253	1/1	0.99	0.38	5,5,5,5	0
57	MG	DA	3125	1/1	0.99	0.12	0,0,0,0	0
57	MG	DA	3137	1/1	0.99	0.24	0,0,0,0	0

The following is a graphical depiction of the model fit to experimental electron density of all

instances of the Ligand of Interest. In addition, ligands with molecular weight > 250 and outliers as shown on the geometry validation Tables will also be included. Each fit is shown from different orientation to approximate a three-dimensional view.





6.5 Other polymers [i](#)

There are no such residues in this entry.