



Full wwPDB X-ray Structure Validation Report ⓘ

Oct 10, 2023 – 07:09 AM EDT

PDB ID : 4V8A
Title : The structure of thermorubin in complex with the 70S ribosome from *Thermus thermophilus*.
Authors : Bulkley, D.; Johnson, F.A.; Steitz, T.A.
Deposited on : 2011-12-05
Resolution : 3.20 Å(reported)

This is a Full wwPDB X-ray Structure Validation Report for a publicly released PDB entry.

We welcome your comments at validation@mail.wwpdb.org

A user guide is available at

<https://www.wwpdb.org/validation/2017/XrayValidationReportHelp>

with specific help available everywhere you see the ⓘ symbol.

The types of validation reports are described at

<http://www.wwpdb.org/validation/2017/FAQs#types>.

The following versions of software and data (see [references ⓘ](#)) were used in the production of this report:

MolProbity : 4.02b-467
Mogul : 1.8.5 (274361), CSD as541be (2020)
Xtriage (Phenix) : 1.13
EDS : 2.35.1
buster-report : 1.1.7 (2018)
Percentile statistics : 20191225.v01 (using entries in the PDB archive December 25th 2019)
Refmac : 5.8.0158
CCP4 : 7.0.044 (Gargrove)
Ideal geometry (proteins) : Engh & Huber (2001)
Ideal geometry (DNA, RNA) : Parkinson et al. (1996)
Validation Pipeline (wwPDB-VP) : 2.35.1

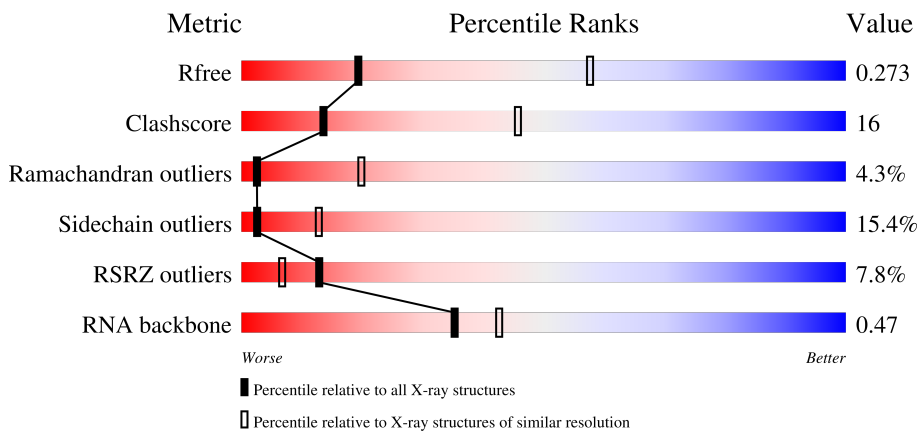
1 Overall quality at a glance i

The following experimental techniques were used to determine the structure:

X-RAY DIFFRACTION

The reported resolution of this entry is 3.20 Å.

Percentile scores (ranging between 0-100) for global validation metrics of the entry are shown in the following graphic. The table shows the number of entries on which the scores are based.









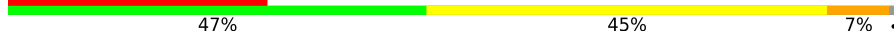






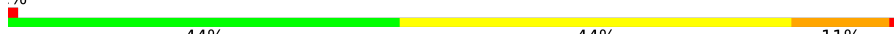











Metric	Whole archive (#Entries)	Similar resolution (#Entries, resolution range(Å))
R_{free}	130704	1133 (3.20-3.20)
Clashscore	141614	1253 (3.20-3.20)
Ramachandran outliers	138981	1234 (3.20-3.20)
Sidechain outliers	138945	1233 (3.20-3.20)
RSRZ outliers	127900	1095 (3.20-3.20)
RNA backbone	3102	1010 (3.50-2.90)

The table below summarises the geometric issues observed across the polymeric chains and their fit to the electron density. The red, orange, yellow and green segments of the lower bar indicate the fraction of residues that contain outliers for ≥ 3 , 2, 1 and 0 types of geometric quality criteria respectively. A grey segment represents the fraction of residues that are not modelled. The numeric value for each fraction is indicated below the corresponding segment, with a dot representing fractions $\leq 5\%$. The upper red bar (where present) indicates the fraction of residues that have poor fit to the electron density. The numeric value is given above the bar.

Mol	Chain	Length	Quality of chain
1	AA	2915	<div style="display: flex; align-items: center;"> <div style="width: 4%; height: 10px; background-color: red; margin-right: 5px;"></div> <div style="width: 36%; height: 10px; background-color: green; margin-right: 5px;"></div> <div style="width: 43%; height: 10px; background-color: yellow; margin-right: 5px;"></div> <div style="width: 15%; height: 10px; background-color: orange; margin-right: 5px;"></div> <div style="width: 2%; height: 10px; background-color: red; margin-right: 5px;"></div> <div style="width: 2%; height: 10px; background-color: grey;"></div> </div>
1	BA	2915	<div style="display: flex; align-items: center;"> <div style="width: 3%; height: 10px; background-color: red; margin-right: 5px;"></div> <div style="width: 45%; height: 10px; background-color: green; margin-right: 5px;"></div> <div style="width: 34%; height: 10px; background-color: yellow; margin-right: 5px;"></div> <div style="width: 15%; height: 10px; background-color: orange; margin-right: 5px;"></div> <div style="width: 2%; height: 10px; background-color: red; margin-right: 5px;"></div> <div style="width: 2%; height: 10px; background-color: grey;"></div> </div>
2	AB	122	<div style="display: flex; align-items: center;"> <div style="width: 3%; height: 10px; background-color: red; margin-right: 5px;"></div> <div style="width: 27%; height: 10px; background-color: green; margin-right: 5px;"></div> <div style="width: 52%; height: 10px; background-color: yellow; margin-right: 5px;"></div> <div style="width: 16%; height: 10px; background-color: orange; margin-right: 5px;"></div> <div style="width: 2%; height: 10px; background-color: red; margin-right: 5px;"></div> <div style="width: 2%; height: 10px; background-color: grey;"></div> </div>
2	BB	122	<div style="display: flex; align-items: center;"> <div style="width: 49%; height: 10px; background-color: green; margin-right: 5px;"></div> <div style="width: 35%; height: 10px; background-color: yellow; margin-right: 5px;"></div> <div style="width: 13%; height: 10px; background-color: orange; margin-right: 5px;"></div> <div style="width: 2%; height: 10px; background-color: red; margin-right: 5px;"></div> <div style="width: 2%; height: 10px; background-color: grey;"></div> </div>

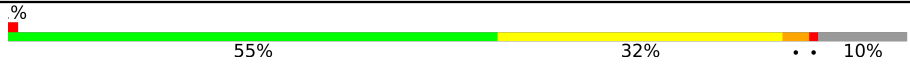








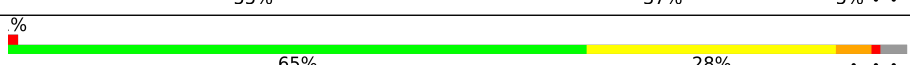



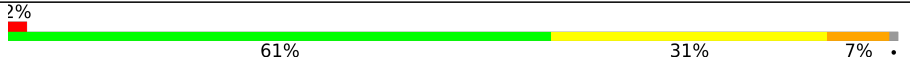



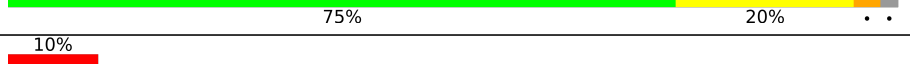

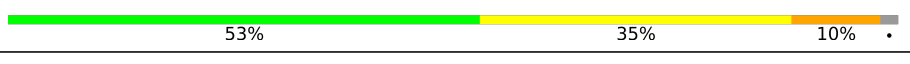



Continued on next page...

Continued from previous page...

Mol	Chain	Length	Quality of chain
3	AD	276	
3	BD	276	
4	AE	206	
4	BE	206	
5	AF	205	
5	BF	205	
6	AG	182	
6	BG	182	
7	AH	180	
7	BH	180	
8	AI	148	
8	BI	148	
9	AN	140	
9	BN	140	
10	AO	122	
10	BO	122	
11	AP	150	
11	BP	150	
12	AQ	141	
12	BQ	141	
13	AR	118	
13	BR	118	
14	AS	112	
14	BS	112	
15	AT	146	

Continued on next page...

Continued from previous page...

Mol	Chain	Length	Quality of chain
15	BT	146	
16	AU	118	
16	BU	118	
17	AV	101	
17	BV	101	
18	AW	113	
18	BW	113	
19	AX	96	
19	BX	96	
20	AY	110	
20	BY	110	
21	AZ	206	
21	BZ	206	
22	A0	85	
22	B0	85	
23	A1	98	
23	B1	98	
24	A2	72	
24	B2	72	
25	A3	60	
25	B3	60	
26	A4	71	
26	B4	71	
27	A5	60	
27	B5	60	

Continued on next page...

Continued from previous page...

Mol	Chain	Length	Quality of chain
28	A6	54	6% 44% 43% 9% ..
28	B6	54	50% 39% 9% .
29	A7	49	8% 53% 43% ..
29	B7	49	2% 57% 33% 8% .
30	A8	65	54% 42% ..
30	B8	65	66% 29% ..
31	CA	1521	12% 29% 53% 14% ..
31	DA	1521	12% 31% 51% 14% ..
32	CB	256	5% 38% 40% 11% 11%
32	DB	256	12% 38% 42% 9% 11%
33	CC	239	19% 54% 28% 5% 14%
33	DC	239	14% 47% 33% 6% 14%
34	CD	209	5% 48% 41% 9% .
34	DD	209	5% 51% 40% 8%
35	CE	162	2% 41% 42% 8% . 9%
35	DE	162	3% 44% 40% 6% . 9%
36	CF	101	5% 57% 35% 7% .
36	DF	101	3% 60% 31% 7% ..
37	CG	156	49% 57% 33% 8% ..
37	DG	156	48% 52% 42% ..
38	CH	138	3% 57% 35% 8% .
38	DH	138	2% 52% 37% 10% .
39	CI	128	39% 52% 38% 9% .
39	DI	128	55% 53% 37% 8% .
40	CJ	105	41% 54% 28% 9% . 9%

Continued on next page...

Continued from previous page...

Mol	Chain	Length	Quality of chain
40	DJ	105	
41	CK	129	
41	DK	129	
42	CL	132	
42	DL	132	
43	CM	126	
43	DM	126	
44	CN	61	
44	DN	61	
45	CO	89	
45	DO	89	
46	CP	88	
46	DP	88	
47	CQ	105	
47	DQ	105	
48	CR	88	
48	DR	88	
49	CS	93	
49	DS	93	
50	CT	106	
50	DT	106	
51	CU	27	
51	DU	27	

The following table lists non-polymeric compounds, carbohydrate monomers and non-standard residues in protein, DNA, RNA chains that are outliers for geometric or electron-density-fit criteria:

Mol	Type	Chain	Res	Chirality	Geometry	Clashes	Electron density
52	T8B	AA	3001	-	-	X	-
52	T8B	BA	3001	-	-	X	-

2 Entry composition [i](#)

There are 53 unique types of molecules in this entry. The entry contains 279316 atoms, of which 0 are hydrogens and 0 are deuteriums.

In the tables below, the ZeroOcc column contains the number of atoms modelled with zero occupancy, the AltConf column contains the number of residues with at least one atom in alternate conformation and the Trace column contains the number of residues modelled with at most 2 atoms.

- Molecule 1 is a RNA chain called 23S ribosomal RNA.

Mol	Chain	Residues	Atoms					ZeroOcc	AltConf	Trace
			Total	C	N	O	P			
1	AA	2827	Total	C	N	O	P	0	0	0
			60900	27102	11403	19569	2826			
1	BA	2827	Total	C	N	O	P	0	0	0
			60900	27102	11403	19569	2826			

There are 2 discrepancies between the modelled and reference sequences:

Chain	Residue	Modelled	Actual	Comment	Reference
AA	272A	G	U	CONFLICT	GB AP008226.1
BA	272A	G	U	CONFLICT	GB AP008226.1

- Molecule 2 is a RNA chain called 5S ribosomal RNA.

Mol	Chain	Residues	Atoms					ZeroOcc	AltConf	Trace
			Total	C	N	O	P			
2	AB	120	Total	C	N	O	P	0	0	0
			2574	1146	476	833	119			
2	BB	120	Total	C	N	O	P	0	0	0
			2574	1146	476	833	119			

There are 2 discrepancies between the modelled and reference sequences:

Chain	Residue	Modelled	Actual	Comment	Reference
AB	120	G	A	CONFLICT	GB AP008226.1
BB	120	G	A	CONFLICT	GB AP008226.1

- Molecule 3 is a protein called 50S ribosomal protein L2.

Mol	Chain	Residues	Atoms					ZeroOcc	AltConf	Trace
			Total	C	N	O	S			
3	AD	275	Total	C	N	O	S	0	0	0
			2136	1349	423	361	3			
3	BD	275	Total	C	N	O	S	0	0	0
			2136	1349	423	361	3			

- Molecule 4 is a protein called 50S ribosomal protein L3.

Mol	Chain	Residues	Atoms					ZeroOcc	AltConf	Trace
4	AE	204	Total	C	N	O	S	0	0	0
			1555	982	297	270	6			
4	BE	204	Total	C	N	O	S	0	0	0
			1555	982	297	270	6			

- Molecule 5 is a protein called 50S ribosomal protein L4.

Mol	Chain	Residues	Atoms					ZeroOcc	AltConf	Trace
5	AF	203	Total	C	N	O	S	0	0	1
			1576	1005	297	272	2			
5	BF	203	Total	C	N	O	S	0	0	1
			1576	1005	297	272	2			

- Molecule 6 is a protein called 50S ribosomal protein L5.

Mol	Chain	Residues	Atoms					ZeroOcc	AltConf	Trace
6	AG	181	Total	C	N	O	S	0	0	0
			1368	879	242	244	3			
6	BG	181	Total	C	N	O	S	0	0	0
			1368	879	242	244	3			

- Molecule 7 is a protein called 50S ribosomal protein L6.

Mol	Chain	Residues	Atoms					ZeroOcc	AltConf	Trace
7	AH	174	Total	C	N	O	S	0	0	0
			1317	837	243	236	1			
7	BH	174	Total	C	N	O	S	0	0	0
			1317	837	243	236	1			

- Molecule 8 is a protein called 50S ribosomal protein L9.

Mol	Chain	Residues	Atoms					ZeroOcc	AltConf	Trace
8	AI	145	Total	C	N	O	S	0	0	0
			1046	674	180	191	1			
8	BI	145	Total	C	N	O	S	0	0	0
			1046	674	180	191	1			

There are 2 discrepancies between the modelled and reference sequences:

Chain	Residue	Modelled	Actual	Comment	Reference
AI	110	GLU	ASP	CONFLICT	UNP Q5SLQ1

Continued on next page...

Continued from previous page...

Chain	Residue	Modelled	Actual	Comment	Reference
BI	110	GLU	ASP	CONFLICT	UNP Q5SLQ1

- Molecule 9 is a protein called 50S ribosomal protein L13.

Mol	Chain	Residues	Atoms					ZeroOcc	AltConf	Trace
9	AN	140	Total	C	N	O	S	0	0	0
			1112	717	207	184	4			
9	BN	140	Total	C	N	O	S	0	0	0
			1112	717	207	184	4			

- Molecule 10 is a protein called 50S ribosomal protein L14.

Mol	Chain	Residues	Atoms					ZeroOcc	AltConf	Trace
10	AO	122	Total	C	N	O	S	0	0	0
			923	583	168	168	4			
10	BO	122	Total	C	N	O	S	0	0	0
			923	583	168	168	4			

- Molecule 11 is a protein called 50S ribosomal protein L15.

Mol	Chain	Residues	Atoms					ZeroOcc	AltConf	Trace
11	AP	147	Total	C	N	O	S	0	0	0
			1119	695	227	194	3			
11	BP	147	Total	C	N	O	S	0	0	0
			1119	695	227	194	3			

- Molecule 12 is a protein called 50S ribosomal protein L16.

Mol	Chain	Residues	Atoms					ZeroOcc	AltConf	Trace
12	AQ	141	Total	C	N	O	S	0	0	0
			1122	715	212	188	7			
12	BQ	141	Total	C	N	O	S	0	0	0
			1122	715	212	188	7			

- Molecule 13 is a protein called 50S ribosomal protein L17.

Mol	Chain	Residues	Atoms					ZeroOcc	AltConf	Trace
13	AR	118	Total	C	N	O	S	0	0	0
			968	604	203	160	1			
13	BR	118	Total	C	N	O	S	0	0	0
			968	604	203	160	1			

- Molecule 14 is a protein called 50S ribosomal protein L18.

Mol	Chain	Residues	Atoms				ZeroOcc	AltConf	Trace
			Total	C	N	O			
14	AS	110	865	544	172	149	0	0	0
14	BS	110	865	544	172	149	0	0	0

- Molecule 15 is a protein called 50S ribosomal protein L19.

Mol	Chain	Residues	Atoms					ZeroOcc	AltConf	Trace
			Total	C	N	O	S			
15	AT	131	1063	666	213	183	1	0	0	0
15	BT	131	1063	666	213	183	1	0	0	0

- Molecule 16 is a protein called 50S ribosomal protein L20.

Mol	Chain	Residues	Atoms					ZeroOcc	AltConf	Trace
			Total	C	N	O	S			
16	AU	116	959	608	201	149	1	0	0	0
16	BU	116	959	608	201	149	1	0	0	0

- Molecule 17 is a protein called 50S ribosomal protein L21.

Mol	Chain	Residues	Atoms					ZeroOcc	AltConf	Trace
			Total	C	N	O	S			
17	AV	101	771	495	140	135	1	0	0	0
17	BV	101	771	495	140	135	1	0	0	0

- Molecule 18 is a protein called 50S ribosomal protein L22.

Mol	Chain	Residues	Atoms					ZeroOcc	AltConf	Trace
			Total	C	N	O	S			
18	AW	112	881	554	172	153	2	0	0	0
18	BW	112	881	554	172	153	2	0	0	0

- Molecule 19 is a protein called 50S ribosomal protein L23.

Mol	Chain	Residues	Atoms					ZeroOcc	AltConf	Trace
19	AX	95	Total	C	N	O	S	0	0	0
			742	483	134	124	1			
19	BX	95	Total	C	N	O	S	0	0	0
			742	483	134	124	1			

- Molecule 20 is a protein called 50S ribosomal protein L24.

Mol	Chain	Residues	Atoms					ZeroOcc	AltConf	Trace
20	AY	107	Total	C	N	O	S	0	0	0
			785	503	145	131	6			
20	BY	107	Total	C	N	O	S	0	0	0
			785	503	145	131	6			

- Molecule 21 is a protein called 50S ribosomal protein L25.

Mol	Chain	Residues	Atoms					ZeroOcc	AltConf	Trace
21	AZ	198	Total	C	N	O	S	0	0	0
			1522	972	269	279	2			
21	BZ	198	Total	C	N	O	S	0	0	0
			1522	972	269	279	2			

- Molecule 22 is a protein called 50S ribosomal protein L27.

Mol	Chain	Residues	Atoms					ZeroOcc	AltConf	Trace
22	A0	76	Total	C	N	O	S	0	0	0
			594	368	125	100	1			
22	B0	76	Total	C	N	O	S	0	0	0
			594	368	125	100	1			

- Molecule 23 is a protein called 50S ribosomal protein L28.

Mol	Chain	Residues	Atoms					ZeroOcc	AltConf	Trace
23	A1	97	Total	C	N	O	S	0	0	0
			745	469	144	131	1			
23	B1	97	Total	C	N	O	S	0	0	0
			745	469	144	131	1			

- Molecule 24 is a protein called 50S ribosomal protein L29.

Mol	Chain	Residues	Atoms					ZeroOcc	AltConf	Trace
24	A2	70	Total	C	N	O	S	0	0	0
			588	365	118	103	2			

Continued on next page...

Continued from previous page...

Mol	Chain	Residues	Atoms					ZeroOcc	AltConf	Trace
			Total	C	N	O	S			
24	B2	70	588	365	118	103	2	0	0	0

- Molecule 25 is a protein called 50S ribosomal protein L30.

Mol	Chain	Residues	Atoms				ZeroOcc	AltConf	Trace
			Total	C	N	O			
25	A3	59	458	293	87	78	0	0	0
25	B3	59	458	293	87	78	0	0	0

- Molecule 26 is a protein called 50S ribosomal protein L31.

Mol	Chain	Residues	Atoms					ZeroOcc	AltConf	Trace
			Total	C	N	O	S			
26	A4	46	349	223	57	64	5	0	0	0
26	B4	46	349	223	57	64	5	0	0	0

- Molecule 27 is a protein called 50S ribosomal protein L32.

Mol	Chain	Residues	Atoms					ZeroOcc	AltConf	Trace
			Total	C	N	O	S			
27	A5	59	455	286	90	74	5	0	0	0
27	B5	59	455	286	90	74	5	0	0	0

- Molecule 28 is a protein called 50S ribosomal protein L33.

Mol	Chain	Residues	Atoms					ZeroOcc	AltConf	Trace
			Total	C	N	O	S			
28	A6	53	449	278	90	77	4	0	0	0
28	B6	53	449	278	90	77	4	0	0	0

- Molecule 29 is a protein called 50S ribosomal protein L34.

Mol	Chain	Residues	Atoms					ZeroOcc	AltConf	Trace
			Total	C	N	O	S			
29	A7	48	418	257	104	55	2	0	0	0
29	B7	48	418	257	104	55	2	0	0	0

- Molecule 30 is a protein called 50S ribosomal protein L35.

Mol	Chain	Residues	Atoms					ZeroOcc	AltConf	Trace
			Total	C	N	O	S			
30	A8	64	Total 509	C 326	N 99	O 82	S 2	0	0	0
30	B8	64	Total 509	C 326	N 99	O 82	S 2	0	0	0

- Molecule 31 is a RNA chain called 16S ribosomal RNA.

Mol	Chain	Residues	Atoms					ZeroOcc	AltConf	Trace
			Total	C	N	O	P			
31	CA	1498	Total 32208	C 14334	N 5974	O 10402	P 1498	0	0	0
31	DA	1498	Total 32208	C 14334	N 5974	O 10402	P 1498	0	0	0

There are 2 discrepancies between the modelled and reference sequences:

Chain	Residue	Modelled	Actual	Comment	Reference
CA	?	-	U	DELETION	GB AP008226.1
DA	?	-	U	DELETION	GB AP008226.1

- Molecule 32 is a protein called 30S ribosomal protein S2.

Mol	Chain	Residues	Atoms					ZeroOcc	AltConf	Trace
			Total	C	N	O	S			
32	CB	229	Total 1777	C 1134	N 318	O 320	S 5	0	0	0
32	DB	229	Total 1777	C 1134	N 318	O 320	S 5	0	0	0

- Molecule 33 is a protein called 30S ribosomal protein S3.

Mol	Chain	Residues	Atoms					ZeroOcc	AltConf	Trace
			Total	C	N	O	S			
33	CC	206	Total 1450	C 906	N 279	O 264	S 1	0	0	0
33	DC	206	Total 1450	C 906	N 279	O 264	S 1	0	0	0

- Molecule 34 is a protein called 30S ribosomal protein S4.

Mol	Chain	Residues	Atoms					ZeroOcc	AltConf	Trace
			Total	C	N	O	S			
34	CD	208	Total 1520	C 960	N 283	O 272	S 5	0	0	0

Continued on next page...

Continued from previous page...

Mol	Chain	Residues	Atoms					ZeroOcc	AltConf	Trace
			Total	C	N	O	S			
34	DD	208	1520	960	283	272	5	0	0	0

- Molecule 35 is a protein called 30S ribosomal protein S5.

Mol	Chain	Residues	Atoms					ZeroOcc	AltConf	Trace
			Total	C	N	O	S			
35	CE	148	1105	699	204	198	4	0	0	0
35	DE	148	1105	699	204	198	4	0	0	0

- Molecule 36 is a protein called 30S ribosomal protein S6.

Mol	Chain	Residues	Atoms					ZeroOcc	AltConf	Trace
			Total	C	N	O	S			
36	CF	100	781	495	137	146	3	0	0	0
36	DF	100	781	495	137	146	3	0	0	0

- Molecule 37 is a protein called 30S ribosomal protein S7.

Mol	Chain	Residues	Atoms					ZeroOcc	AltConf	Trace
			Total	C	N	O	S			
37	CG	155	1167	727	224	210	6	0	0	0
37	DG	155	1167	727	224	210	6	0	0	0

- Molecule 38 is a protein called 30S ribosomal protein S8.

Mol	Chain	Residues	Atoms					ZeroOcc	AltConf	Trace
			Total	C	N	O	S			
38	CH	138	1045	665	188	190	2	0	0	0
38	DH	138	1045	665	188	190	2	0	0	0

- Molecule 39 is a protein called 30S ribosomal protein S9.

Mol	Chain	Residues	Atoms				ZeroOcc	AltConf	Trace
			Total	C	N	O			
39	CI	125	852	533	163	156	0	0	0
39	DI	125	852	533	163	156	0	0	0

There are 2 discrepancies between the modelled and reference sequences:

Chain	Residue	Modelled	Actual	Comment	Reference
CI	58	ARG	HIS	CONFLICT	UNP P80374
DI	58	ARG	HIS	CONFLICT	UNP P80374

- Molecule 40 is a protein called 30S ribosomal protein S10.

Mol	Chain	Residues	Atoms				ZeroOcc	AltConf	Trace
40	CJ	96	Total	C	N	O	0	0	0
			659	408	131	120			
40	DJ	96	Total	C	N	O	0	0	0
			659	408	131	120			

There are 2 discrepancies between the modelled and reference sequences:

Chain	Residue	Modelled	Actual	Comment	Reference
CJ	75	LEU	ILE	CONFLICT	UNP Q5SHN7
DJ	75	LEU	ILE	CONFLICT	UNP Q5SHN7

- Molecule 41 is a protein called 30S ribosomal protein S11.

Mol	Chain	Residues	Atoms					ZeroOcc	AltConf	Trace
41	CK	114	Total	C	N	O	S	0	0	0
			828	516	155	154	3			
41	DK	114	Total	C	N	O	S	0	0	0
			828	516	155	154	3			

- Molecule 42 is a protein called 30S ribosomal protein S12.

Mol	Chain	Residues	Atoms					ZeroOcc	AltConf	Trace
42	CL	122	Total	C	N	O	S	0	0	0
			909	570	179	159	1			
42	DL	122	Total	C	N	O	S	0	0	0
			909	570	179	159	1			

- Molecule 43 is a protein called 30S ribosomal protein S13.

Mol	Chain	Residues	Atoms					ZeroOcc	AltConf	Trace
43	CM	114	Total	C	N	O	S	0	0	0
			801	494	164	142	1			
43	DM	114	Total	C	N	O	S	0	0	0
			801	494	164	142	1			

- Molecule 44 is a protein called 30S ribosomal protein S14.

Mol	Chain	Residues	Atoms					ZeroOcc	AltConf	Trace
44	CN	60	Total	C	N	O	S	0	0	0
			478	303	99	72	4			
44	DN	60	Total	C	N	O	S	0	0	0
			478	303	99	72	4			

- Molecule 45 is a protein called 30S ribosomal protein S15.

Mol	Chain	Residues	Atoms					ZeroOcc	AltConf	Trace
45	CO	88	Total	C	N	O	S	0	0	0
			724	453	143	126	2			
45	DO	88	Total	C	N	O	S	0	0	0
			724	453	143	126	2			

- Molecule 46 is a protein called 30S ribosomal protein S16.

Mol	Chain	Residues	Atoms					ZeroOcc	AltConf	Trace
46	CP	82	Total	C	N	O	S	0	0	0
			651	416	123	111	1			
46	DP	82	Total	C	N	O	S	0	0	0
			651	416	123	111	1			

- Molecule 47 is a protein called 30S ribosomal protein S17.

Mol	Chain	Residues	Atoms					ZeroOcc	AltConf	Trace
47	CQ	99	Total	C	N	O	S	0	0	0
			823	528	151	142	2			
47	DQ	99	Total	C	N	O	S	0	0	0
			823	528	151	142	2			

- Molecule 48 is a protein called 30S ribosomal protein S18.

Mol	Chain	Residues	Atoms				ZeroOcc	AltConf	Trace
48	CR	68	Total	C	N	O	0	0	0
			514	329	98	87			
48	DR	68	Total	C	N	O	0	0	0
			514	329	98	87			

- Molecule 49 is a protein called 30S ribosomal protein S19.

Mol	Chain	Residues	Atoms					ZeroOcc	AltConf	Trace
			Total	C	N	O	S			
49	CS	78	Total 544	C 342	N 105	O 95	S 2	0	0	0
49	DS	78	Total 544	C 342	N 105	O 95	S 2	0	0	0

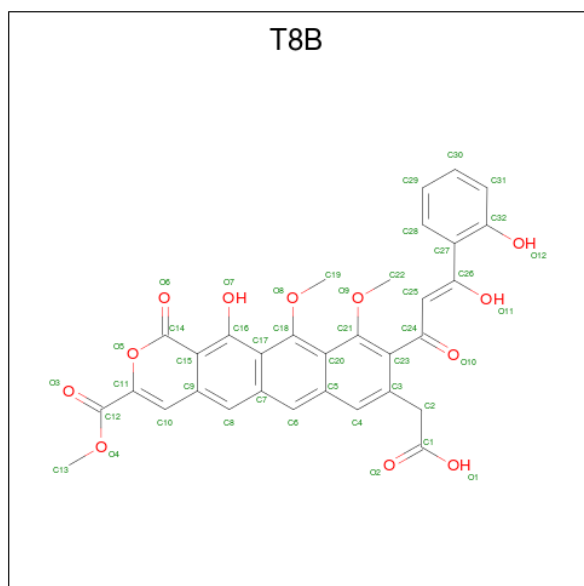
- Molecule 50 is a protein called 30S ribosomal protein S20.

Mol	Chain	Residues	Atoms					ZeroOcc	AltConf	Trace
			Total	C	N	O	S			
50	CT	96	Total 708	C 435	N 151	O 120	S 2	0	0	0
50	DT	96	Total 708	C 435	N 151	O 120	S 2	0	0	0

- Molecule 51 is a protein called 30S ribosomal protein THX.

Mol	Chain	Residues	Atoms				ZeroOcc	AltConf	Trace
			Total	C	N	O			
51	CU	23	Total 199	C 122	N 48	O 29	0	0	0
51	DU	23	Total 199	C 122	N 48	O 29	0	0	0

- Molecule 52 is Thermorubin (three-letter code: T8B) (formula: C₃₂H₂₄O₁₂).



Mol	Chain	Residues	Atoms			ZeroOcc	AltConf
			Total	C	O		
52	AA	1	Total 44	C 32	O 12	0	0

Continued on next page...

Continued from previous page...

Mol	Chain	Residues	Atoms			ZeroOcc	AltConf
52	BA	1	Total	C	O	0	0
			44	32	12		

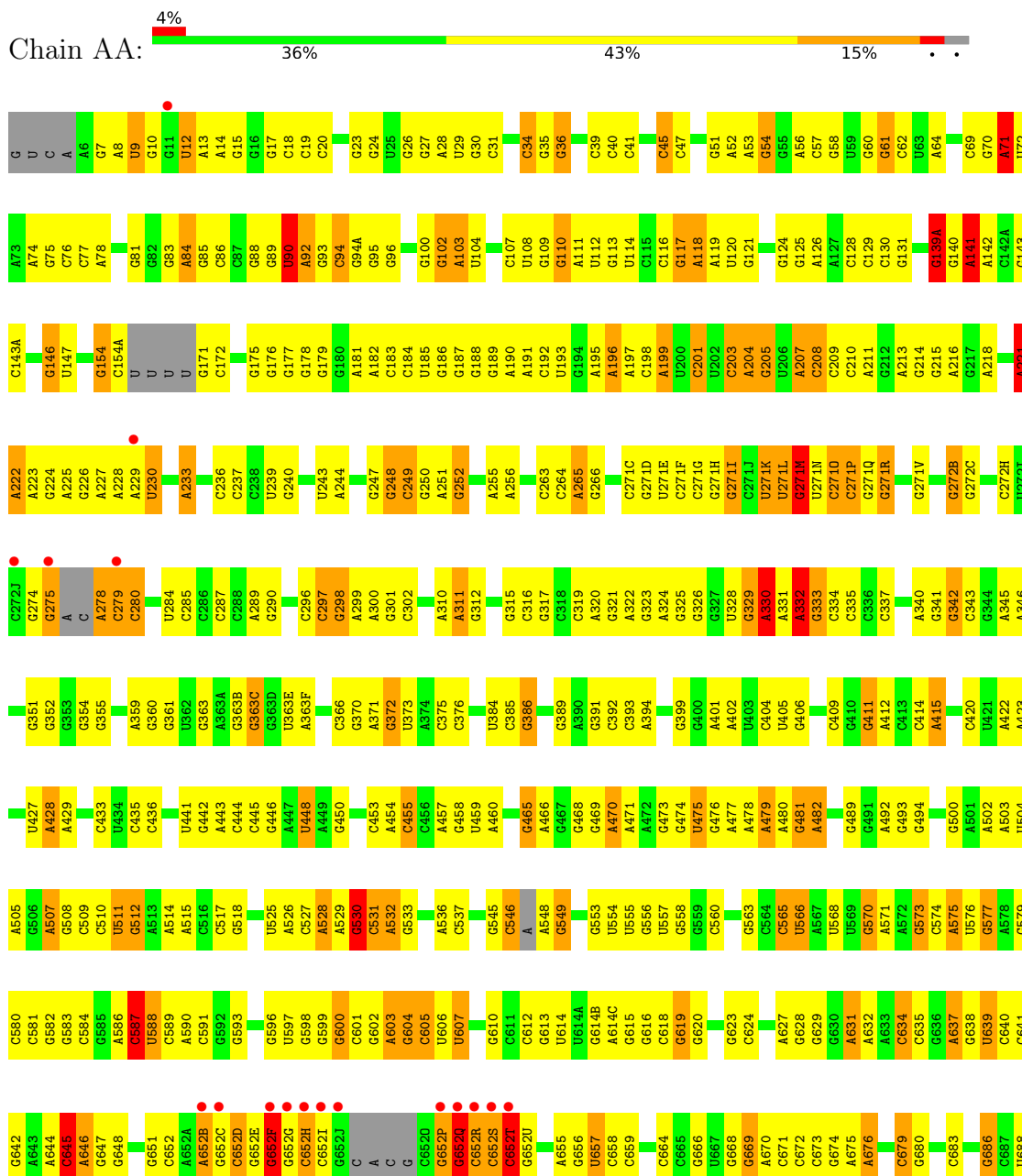
- Molecule 53 is MAGNESIUM ION (three-letter code: MG) (formula: Mg).

Mol	Chain	Residues	Atoms		ZeroOcc	AltConf
53	AA	2	Total	Mg	0	0
			2	2		
53	BA	2	Total	Mg	0	0
			2	2		

3 Residue-property plots [i](#)

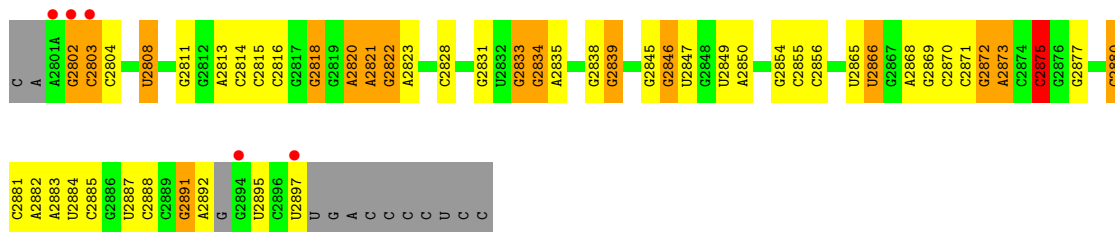
These plots are drawn for all protein, RNA, DNA and oligosaccharide chains in the entry. The first graphic for a chain summarises the proportions of the various outlier classes displayed in the second graphic. The second graphic shows the sequence view annotated by issues in geometry and electron density. Residues are color-coded according to the number of geometric quality criteria for which they contain at least one outlier: green = 0, yellow = 1, orange = 2 and red = 3 or more. A red dot above a residue indicates a poor fit to the electron density ($RSRZ > 2$). Stretches of 2 or more consecutive residues without any outlier are shown as a green connector. Residues present in the sample, but not in the model, are shown in grey.

● Molecule 1: 23S ribosomal RNA

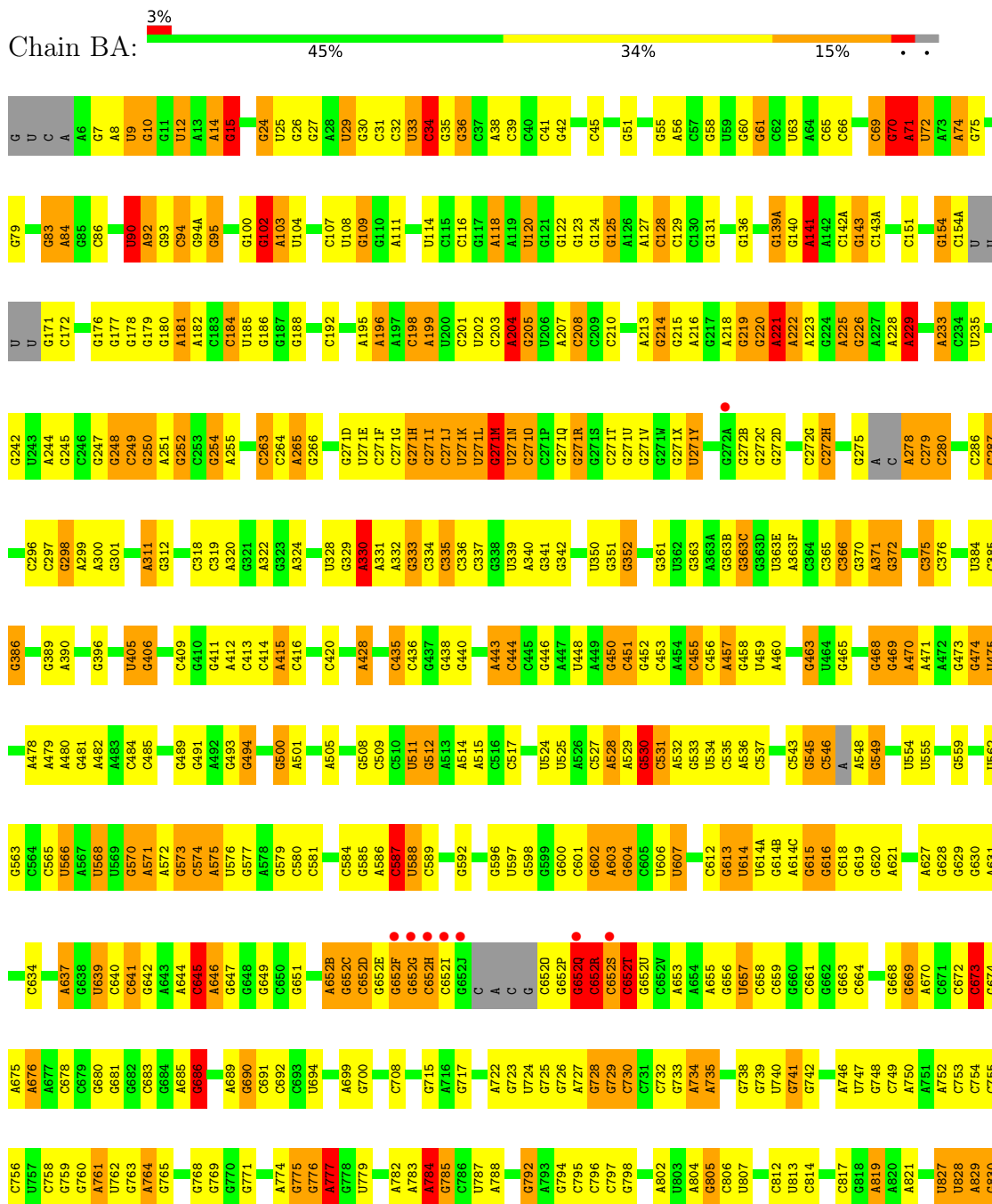


C1638	C1639	C1640	A1542	G1478	C1399	C1327	G1248	C1179	A1045	C975	C902	A859	G769	A689
U1639	A1545	C1644	C1403	G1479	C1404	G1328	U1249	C1180	A1046	G975A	C903	G705	G770	G689
C1645	C1546	C1646	C1405	G1480	C1406	C1329	C1251	G1183	A1047	C976	C904	A706	U773	C693
C1647	C1547	C1646	U1406	U1481	A1407	C1330	G1252	C1184	A1048	G977	U905	A707	A774	G696
C1648	C1548	C1646	C1407	G1484	C1408	C1333	A1253	C1185	A1049	A980	U906	A708	G775	C697
G1647	A1558	C1647	C1408	G1485	C1409	G1334	G1256	G1187	A1050	A983	C908	A709	G776	C698
C1648	G1559	C1647	C1409	A1486	C1409	U1335	C1257	U1188	A1051	A984	A909	A710	A777	A699
G1651	G1560	G1647	G1410	G1487	G1410	A1336	C1258	G1114	A	A985	G1112	A711	U779	A699
A1652	C1564	A1652	C1411	G1488	C1411	A1337	G1259	G1115	G	C986	G1120	A712	G780	G700
A1653	C1565	A1653	A1412	U1489	A1412	G1338	G1260	C1116	G	C987	U913	A713	A781	G701
A1654	A1490	A1654	G1413	A1490	G1413	G1339	C1261	G1117	A	A988	C914	A714	A782	G702
G1660	G1491	G1660	G1416	G1492	U1340	U1340	G1192	G1120	G	C989	C915	A715	A783	A705
C1662	C1492	C1662	C1417	C1493	U1341	A1341	G1193	C1121	G	A990	G916	A716	A784	A706
A1663	A1569	A1663	G1418	G1494	A1342	A1342	U1266	C1122	G	C991	A917	A717	A785	A707
A1664	A1570	A1664	G1419	A1495	U1343	U1343	U1267	C1123	U	C992	A918	A718	A786	A708
G1665	A1571	G1665	A1418	A1496	G1344	G1344	A1274	C1124	G	C993	G919	A719	U787	C709
G1666	A1572	G1666	U1420	A1496	C1350	C1350	A1275	G1125	C	C994	U920	A720	A788	C720
G1667	C1575	G1667	G1421	U1497	C1351	C1351	G1270	C1201	C	C995	G921	A721	A788	C721
A1668	U1576	A1668	G1422	U1497	G1423	G1423	G1271	C1202	U	A996	U922	A722	A788	A722
A1669	C1577	A1669	G1423	U1497	G1423	G1423	A1272	G1203	C	C997	G923	A723	A788	A723
A1670	U1578	A1670	A1428	U1500	A1354	A1354	U1273	U1130	U	C998	C923	A724	A788	U724
A1671	A1579	A1671	G1429	C1502	G1355	G1355	A1274	A1204	A	C999	G928	A725	A788	G725
A1672	A1580	A1672	G1430	C1503	U1357	U1357	A1275	U1205	U	A1000	G928	A726	A788	C726
A1673	G1581	A1673	U1431	C1504	G1358	G1358	A1276	A1206	A	A1001	G932	A727	A788	C727
A1674	C1582	A1674	C1432	C1505	A1359	A1359	A1277	U1207	G	A1002	A933	A728	A788	A728
A1675	A1583	A1675	C1433	U1506	A1360	A1360	A1278	C1212	C	A1003	G938	A729	A788	G729
A1676	C1584	A1676	U1434	A1508	G1364	G1364	A1286	A1213	C	C1005	U943	A730	A788	C730
A1677	A1509A	A1677	A1434	C1509	A1365	A1365	U1287	A1215	C	C1006	G942	A731	A788	C731
A1678	A1509A	A1678	C1437	A1509A	A1366	A1366	A1288	G1216	C	C1007	U943	A732	A788	C732
C1678	U1514	C1678	U1438	U1514	A1367	A1367	U1288	U1211	U	A1009	U944	A733	A788	G733
C1684	G1515	C1684	A1439	G1515	A1368	A1368	U1288	C1221	U	A1010	G946	A734	A788	A734
C1685	C1516	C1685	G1440	C1516	G1369	G1369	U1292	C1221A	C	U1012	G946	A735	A788	A735
C1686	G1517	C1686	G1441	C1517	C1370	C1370	C1293	C1222	C	U1013	G947	A736	A788	C736
C1687	U1518	C1687	G1442	U1518	G1371	G1371	C1293	C1223	U	U1014	G948	A737	A788	C737
C1688	G1519	C1688	G1445	G1519	U1372	U1372	C1297	A1226	U	G1015	U949	A738	A788	A738
C1689	U1520	C1689	A1445	U1520	A1373	A1373	C1298	G1154	A	G1016	G950	A739	A788	A739
C1690	G1523	C1690	G1448	G1523	G1374	G1374	G1299	G1155	A	G1017	C951	A740	A788	C740
C1691	U1524	C1691	A1449	U1524	C1375	C1375	U1300	G1156	A	U1018	G952	A741	A788	C741
C1692	G1525	C1692	G1450	G1525	C1376	C1376	A1301	A1156	A	U1019	G953	A742	A788	C742
C1693	U1526	C1693	G1450	U1526	G1377	G1377	C1300	U1159	A	A1020	G954	A743	A788	C743
C1694	G1527	C1694	A1378	G1527	A1378	A1378	G1308	G1160	G	A1021	G954	A744	A788	C744
C1695	A1528	C1695	A1379	A1528	A1379	A1379	G1309	C1161	G	G1022	U958	A745	A788	A745
C1696	A1528A	C1696	G1380	A1528A	G1380	G1380	G1310	G1162	U	A959	A959	A746	A788	U747
C1697	C1531	C1697	G1381	C1531	G1381	G1381	G1311	G1165	C	G1025	A960	A747	A788	C747
C1698	U1532	C1698	A1460	U1532	C1382	C1382	U1312	U1166	C	U1026	C961	A748	A788	A748
C1699	C1533	C1699	C1461	C1533	C1383	C1383	U1313	C1167	U	A1027	G962	A749	A788	C749
C1700	G1532	C1700	C1462	G1532	A1384	A1384	C1314	U1168	A	A1028	U963	A750	A788	C750
C1701	U1533	C1701	C1463	U1533	G1385	G1385	C1315	G1238	A	U1033	G966	A751	A788	C751
C1702	C1534	C1702	C1464	C1534	C1386	C1386	U1316	G1239	U	G1038	C967	A752	A788	C752
C1703	G1537	C1703	C1467	G1537	C1387	C1387	A1317	A1241	A	U1039	G969	A753	A788	C753
C1704	U1538	C1704	G1470	U1538	A1388	A1388	G1319	G1243	C	G1040	U970	A754	A788	C754
C1705	G1539	C1705	A1471	G1539	U1394	U1394	C1320	G1244	U	A1042	C971	A755	A788	C755
C1709	U1540	C1709	A1472	U1540	A1396	A1396	U1323	G1246	C	G1043	A900	A756	A788	C756
C1710	G1541	C1710	G1473	G1541	C1396	C1396	U1323	A1247	C	G1044	G974	A757	A788	C757

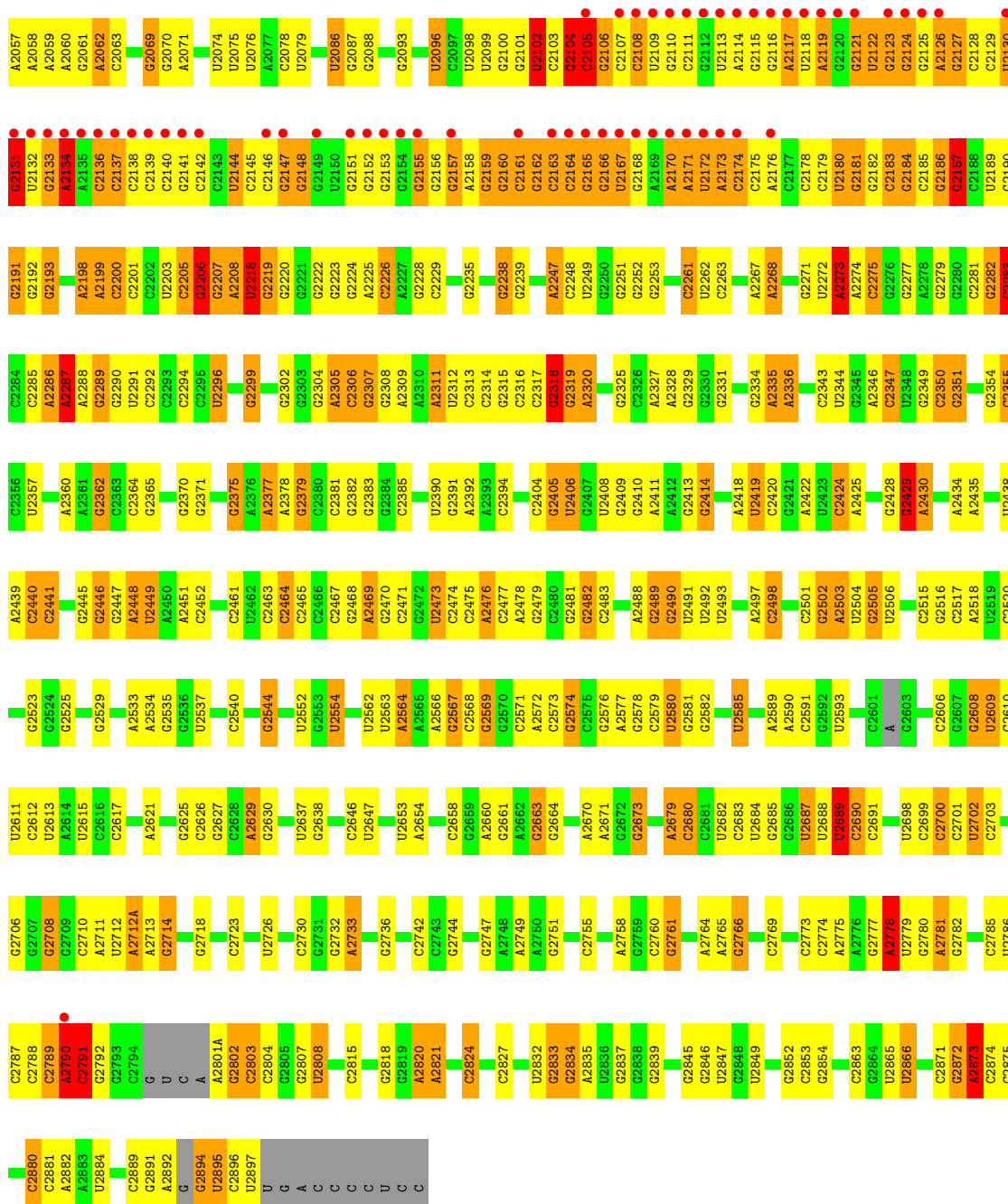
G2729	G2730	G2731	G2732	G2733	G2734	G2735	G2736	G2737	G2738	G2739	G2740	G2741	G2742	G2743	G2744	G2745	G2746	G2747	G2748	G2749	G2750	G2751	G2752	C2755	U2756	A2757	G2758	G2759	C2760	G2761	A2764	G2765	G2766	G2767	G2768	C2769	A2776	G2777	A2778	A2781	G2782	C2783	C2784	C2785	U2786	C2787	C2788	C2789	A2790	G2791	G2792	C2793	G2794	G2795	G	U																																											
G2640	G2641	G2645	G2646	G2647	G2658	G2659	G2660	G2661	G2662	G2663	G2667	G2673	G2677	G2678	G2680	G2681	G2682	G2683	G2684	G2685	G2686	G2687	G2688	G2689	G2690	A2693	G2694	C2695	U2696	G2697	U2698	G2699	A2700	C2703	G2707	C2710	A2711	U2712	A2712A	A2713	G2714	A2721	G2722	C2723	U2726	G2727	U2728																																																				
U2563	A2564	A2566	A2567	C2568	A2572	C2573	A2574	C2575	A2576	A2577	G2578	G2582	G2583	U2584	U2585	A2587	A2590	G2591	G2592	U2593	C2594	G2597	U2598	G2599	A2600	A	G2603	U2604	U2605	C2606	G2607	G2608	U2609	U2610	U2611	C2612	U2615	C2617	G2618	C2619	C2620	G2627	C2628	A2629	G2630	G2631	G2638	G2639	A2639																																																		
U2419	C2420	G2421	G2422	G2423	C2424	A2425	A2426	C2427	G2428	U2429	C2430	U2431	A2432	A2433	A2434	A2435	U2438	A2439	C2441	G2445	G2446	G2447	A2448	A2449	A2450	A2453	G2454	G2455	C2456	U2462	U2463	C2464	C2465	G2468	A2469	G2470	G2471	G2472	U2473	C2474	C2475	A2476	C2477	G2481	G2482	C2483	G2484	G2485	G2486	G2487	G2488	G2489																																															
C2350	G2351	A2352	G2353	G2354	C2355	C2356	U2357	C2358	G2359	U2360	A2361	G2362	C2363	G2364	A2365	G2366	G2367	G2371	A2376	A2377	A2378	G2379	C2380	C2381	C2382	G2383	C2384	C2385	C2386	U2387	A2388	G2389	U2390	G2391	A2392	C2393	C2394	C2395	C2396	G2397	C2400	C2403	C2404	G2405	U2406	G2407	U2408	G2409	G2410	A2411	G2414	G2415	G2416	G2417	G2418	G2419																																											
A2287	A2288	G2289	G2290	U2291	C2292	C2293	C2294	C2295	U2296	U2297	C2298	C2299	G2300	C2301	G2302	G2303	G2304	A2305	C2306	G2307	G2308	A2309	A2310	A2311	U2312	C2313	C2314	G2315	C2316	C2317	G2318	G2319	A2320	G2321	A2322	G2323	C2324	G2325	C2326	A2327	A2328	G2329	G2330	G2331	G2332	G2333	G2334	A2335	A2336	G2337	G2338	C2342	C2343	G2344	U2345	A2346	U2347	U2348	C2349	G2349																																							
G2267	A2268	G2269	G2270	G2271	G2272	G2273	G2274	G2275	G2276	G2277	U2278	G2279	G2280	G2281	G2282	G2283	G2284	G2285	G2286	G2287	G2288	G2289	G2290	G2291	G2292	G2293	G2294	G2295	G2296	G2297	G2298	G2299	G2300	G2301	G2302	G2303	G2304	G2305	G2306	G2307	G2308	G2309	G2310	G2311	G2312	G2313	G2314	G2315	G2316	G2317	G2318	G2319	G2320	G2321	G2322	G2323	G2324	G2325	G2326	G2327	G2328	G2329	G2330	G2331	G2332	G2333	G2334	G2335	G2336	G2337	G2338	G2339	G2340	G2341	G2342	G2343	G2344	G2345	G2346	G2347	G2348	G2349	A2286																
C1998	C1999	C2007	G2010	U2011	G2012	A2013	A2014	U2015	C2016	U2017	G2018	A2019	A2020	C2021	U2022	U2023	G2024	G2027	U2028	U2029	A2031	G2032	C2033	U2034	G2035	C2036	C2040	U2041	A2042	C2043	G2049	C2050	A2051	G2052	C2055	G2056	A2057	A2058	A2059	U2060	G2061	C2062	C2063	U2064	C2065	G2066	U2068	G2069	A2071	G1988	C1999	C2007	G2010	U2011	G2012	A2013	A2014	U2015	C2016	U2017	G2018	A2019	A2020	C2021	U2022	U2023	G2024	G2027	U2028	U2029	A2031	G2032	C2033	U2034	G2035	C2036	C2040	U2041	A2042	C2043	G2049	C2050	A2051	G2052	C2055	G2056	A2057	A2058	A2059	U2060	G2061	C2062	C2063	U2064	C2065	G2066	U2068	G2069	A2071
C1814	A1815	G1816	U1817	G1818	A1819	U1820	G1823	G1826	C1827	G1828	A1829	U1833	U1834	G1835	C1836	C1837	G1838	U1839	G1840	C1844	A1847	A1848	G1849	G1850	A1853	A1854	G1855	G1858	A1863	A1875	A1876	A1877	G1878	C1882	A1883	A1884	A1889	A1890	G1891	C1892	U1898	G1899	A1900	G1906	A1913	C1914	U1915	A1916	U1917	G1918	C1920	A1927	A1928	U1929	G1930	U1931	C1934	G1935	A1936	A1937	U1938	U1939	U1940	C1942	U1946	C1947	G1948	U1955	U1962	U1963	G1964	C1965	A1966	G1967	G1968	A1969	A1970	A1971	G1972	U1973	A1974	A1975	G1976	A1977	C1982	A1986	G1987	A1989	C1992	U1993	C1994	G1997							
C1710	C1711	C1712	U1720	G1721	U1722	U1729	G1740	C1743	G1746	G1753	A1754	A1755	G1756	U1757	G1758	C1761	G1762	G1764	C1765	C1766	C1767	A1773	C1774	U1775	U1779	A1780	C1781	C1782	A1783	A1784	A1785	A1786	A1787	C1788	A1789	C1790	A1791	G1792	C1793	U1794	C1795	U1796	C1797	U1798	C1800	G1801	A1802	C1804																																																			



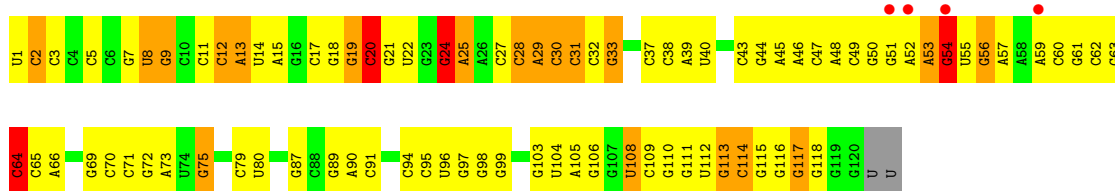
• Molecule 1: 23S ribosomal RNA



C1967	G1968	A1969	C1970	A1971	A1972	C1979	G1980	A1981	C1982	C1983	C1990	U1991	G1992	U1993	G1997	C1998	C1999	C2007	C2008	G2009	G2012	A2013	A2014	A2015	U2016	A2020	C2021	U2022	G2023	G2024	U2028	G2029	A2030	A2031	G2032	A2033	U2034	G2035	C2036	G2037	G2038	A2042	C2043	C2050	A2051	G2052	G2053	A2054	C2055	G2056																																									
G1678	U1679	A1680	C1685	U1686	U1687	U1688	A1689	G1696	G1697	A1698	G1699	A1700	A1701	G1702	C1711	C1712	G1719	U1720	G1721	A1722	U1739	G1740	A1741	G1742	C1743	A1744	G1746	G1753	C1754	U1755	G1756	U1757	G1758	A1759	G1760	C1761	A1762	C1763	G1764	G1772	A1773	C1774	U1779	A1780	C1781	C1782	A1783	A1876	A1877	G1878	C1882	G1883																																							
A1793	G1792	C1793	U1794	G1795	C1797	U1798	G1799	C1800	A1801	A1802	A1803	C1806	A1810	A1811	G1814	A1815	G1816	G1817	U1818	A1819	U1820	G1823	G1824	A1825	G1826	G1827	G1828	A1829	U1833	U1834	G1835	G1836	C1837	C1838	A1839	G1840	C1843	G1846	A1847	A1854	G1855	G1858	A1859	C1860	A1876	A1877	G1878	C1882	G1883																																										
A1884	A1885	C1886	A1887	A1888	A1889	A1890	C1895	A1891	C1892	G1893	A1899	A1900	A1901	C1902	G1903	G1906	G1907	C1908	A1913	C1914	U1915	A1916	U1917	A1918	A1919	C1920	C1925	U1926	A1927	A1928	G1929	G1930	U1931	G1935	A1936	A1937	A1938	G1948	G1949	G1950	U1951	A1952	A1953	G1954	U1955	U1956	C1957	G1958	G1959	A1963	U1964	C2055	G2056																																						
A1494	A1495	A1496	U1497	U1503	C1504	C1505	U1506	A1507	A1508	G1509	A1509A	A1509B	G1510	U1514	U1515	C1516	U1517	U1518	U1519	G1529	C1531	C1532	G	U	A	C	G1537	U1538	U1540	G1541	A1542	A1545	C1546	C1547	C1548	A1558	G1559	A1566	G1567	A1568	A1569	A1570	A1571	C1577	U1578	A1579	A1580	U1581	C1582	A1583																																									
C1408	G1412	A1413	G1416	C1417	G1418	A1419	U1420	A1421	G1422	G1425	G1426	A1427	A1428	G1429	G1430	U1431	A1432	U1433	A1434	C1437	A1445	G1448	A1449	G1450	U1453	G1455	G1459	A1460	G1461	C1467	G1475	C1476	A1477	G1478	G1479	U1481	U1482	A1486	G1487	U1488	U1489	A1490	G1491	C1492	C1493																																														
G1324	G1325	U1326	C1327	U1328	U1329	C1330	A1331	C1333	G1337	G1338	G1339	U1340	U1341	A1342	G1343	G1344	A1349	C1350	C1351	U1357	G1358	A1359	A1360	G1364	A1365	A1366	A1367	G1368	G1369	C1370	G1371	U1372	A1373	A1378	A1379	G1380	C1383	A1384	G1385	C1386	U1394	A1395	G1400	A1307	A1308	G1309	G1310	G1403	C1404	U1405	U1406	C1407																																							
A1241	A1242	G1243	A1247	G1252	A1253	A1254	G1255	C1257	C1258	U1262	U1263	A1264	A1265	G1266	U1267	A1268	A1275	A1278	G1279	U1282	G1283	A1286	U1289	C1290	C1291	U1292	C1293	U1294	C1295	C1298	U1300	U1301	A1301	C1306	A1307	A1308	G1309	G1310	G1311	U1312	U1313	C1314	C1153	G1154	A1155	U1156	G1169	G1170	G1171	U1173	A1174	U1175	G1176	A1177	C1178	C1179	C1180	C1181	A1182	G1183	G1184	C1185	G1186	U1187	U1188	G1189	G1190	G1191	U1192	C1193	A1194	G1195	C1201	C1202	G1203	A1204	G1209	A1210	U1211	G1212	C1218	A1220	G1223	C1224	G1225	A1226	G1227	G1231	G1236	G1239	U1240
C1153	G1154	A1155	U1156	C1165	G1169	G1170	G1171	U1173	A1174	U1175	G1176	A1177	C1178	C1179	C1180	C1181	A1182	G1183	G1184	C1185	G1186	U1187	U1188	G1189	G1190	G1191	U1192	C1193	A1194	G1195	C1201	C1202	G1203	A1204	G1209	A1210	U1211	G1212	C1218	A1220	G1223	C1224	G1225	A1226	G1227	G1231	G1236	G1239	U1240																																										
U	C	C	U	U	U	A	A	A	A	G	C	U	C	G	C	A	A	A	C	U	C	A1106	C	U	U	G	U	G	A1107	U1108	C1109	G1110	A1111	G1112	U1113	G1114	G1115	C1116	G1125	A1126	A1129	U1130	G1131	C1135	U1136	G1139	C1140	U1141	U1142	A1142A	A1143	G1149	C1150	C1151	C1159	C1160	C1165	A																																	
A917	G928	C932	A933	G934	U937	G938	G939	G940	A941	G944	A945	G946	G947	G948	C949	A953	G954	C955	G956	A957	U958	A959	C961	C970	G974	C975	G975A	G978	A983	G987	A988	G989	A990	C992	C993	C994	C995	A996	G997	C998	U999	A1000	A1001	G1002	C1003	C1005																																													
G831	G832	U833	C834	U839	C840	A841	C846	U847	G848	A849	G855	C856	C857	U858	G859	U860	A861	G862	A863	G864	C865	A870	A878	U879	G880	C881	G882	G883	C885	C886	A887	C888	C889	A890	C892	C893	U894	U895	A896	C897	C898	A899	A900	A901	C902	C903	A910	A911	C912	C915	G916																																								

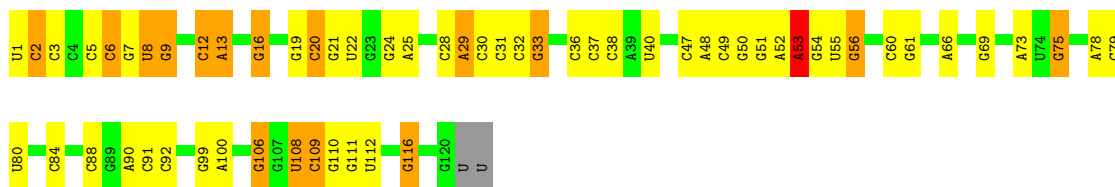


• Molecule 2: 5S ribosomal RNA



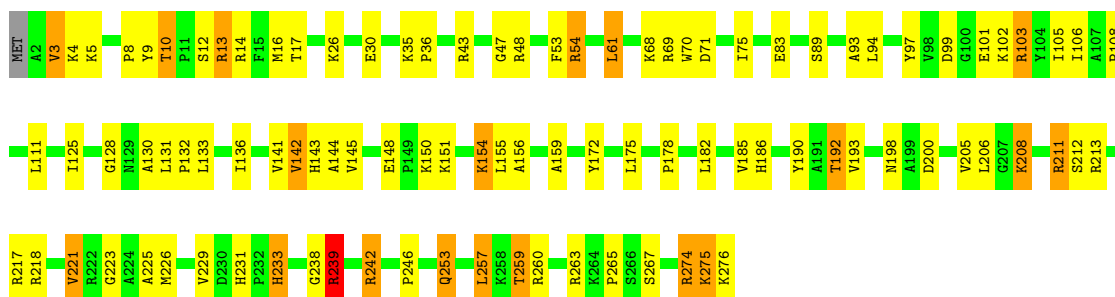
• Molecule 2: 5S ribosomal RNA

Chain BB: 



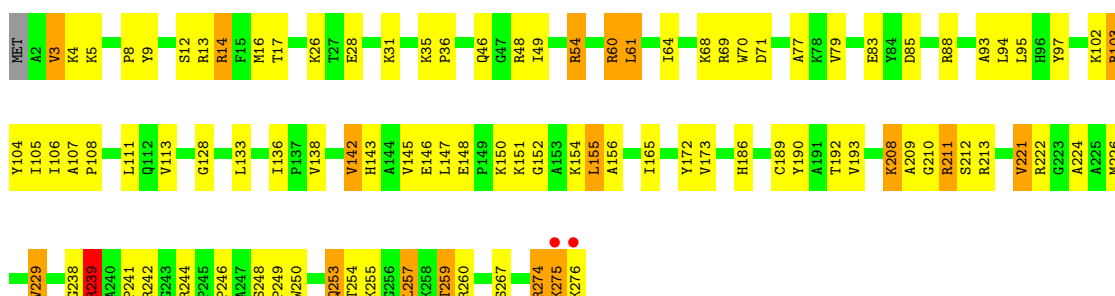
• Molecule 3: 50S ribosomal protein L2

Chain AD: 



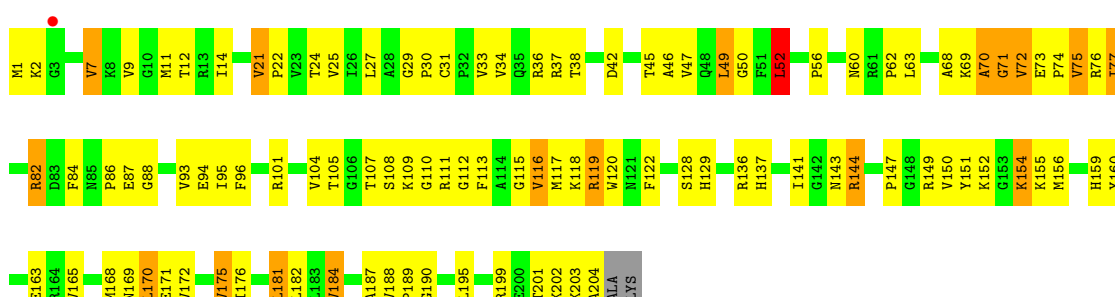
• Molecule 3: 50S ribosomal protein L2

Chain BD: 



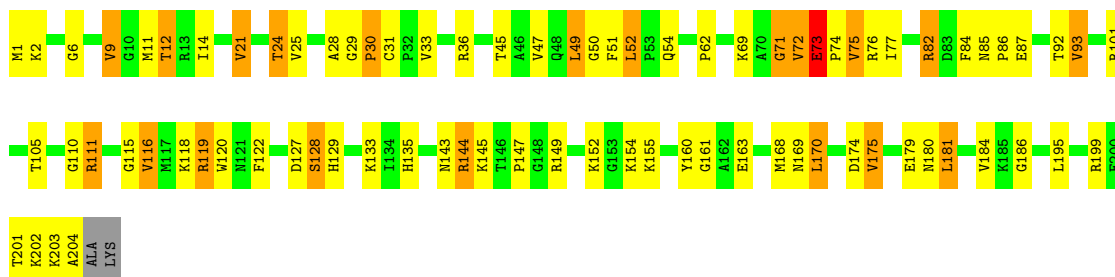
• Molecule 4: 50S ribosomal protein L3

Chain AE: 



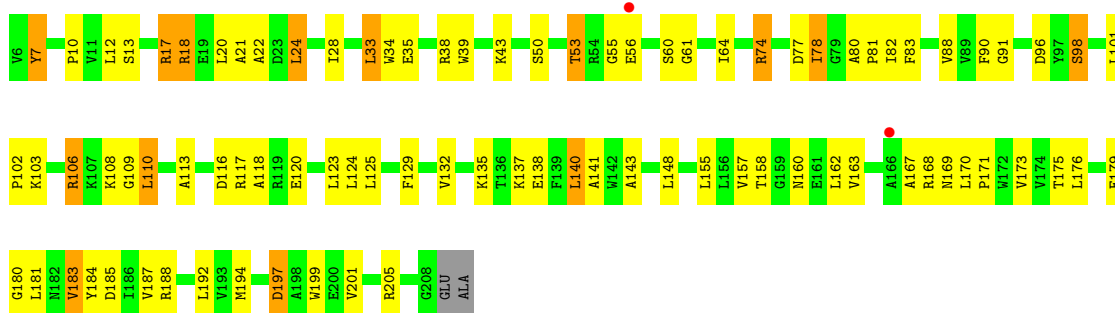
• Molecule 4: 50S ribosomal protein L3

Chain BE: 



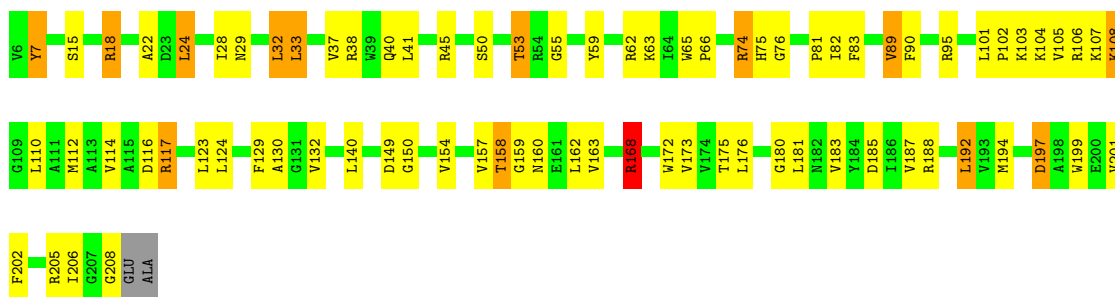
• Molecule 5: 50S ribosomal protein L4

Chain AF: 



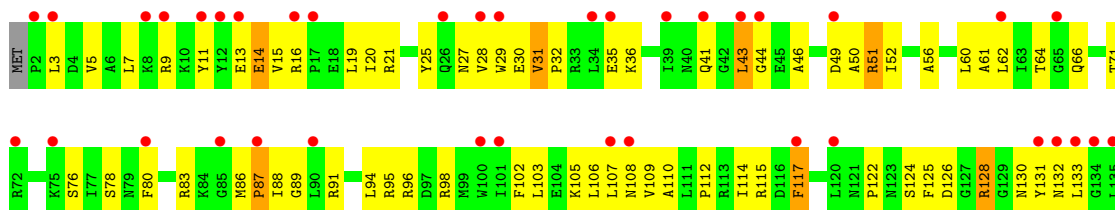
• Molecule 5: 50S ribosomal protein L4

Chain BF: 



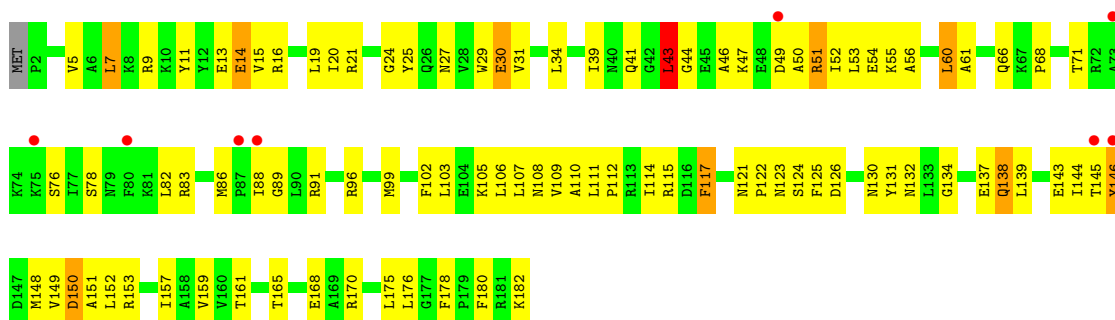
• Molecule 6: 50S ribosomal protein L5

Chain AG: 

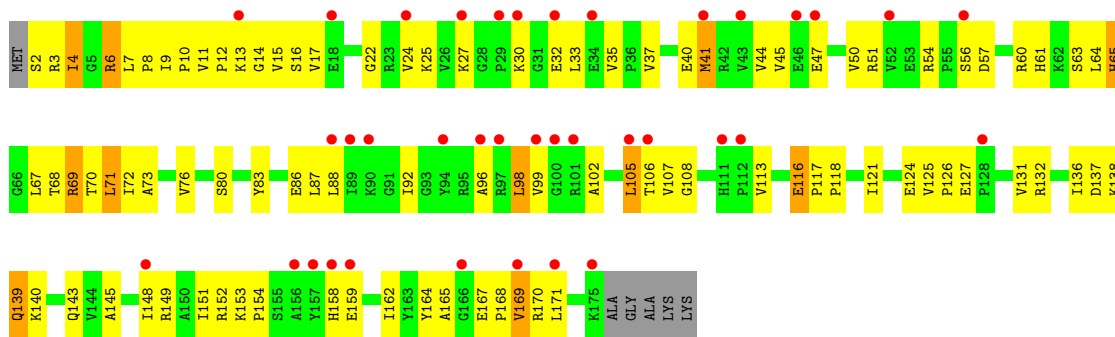




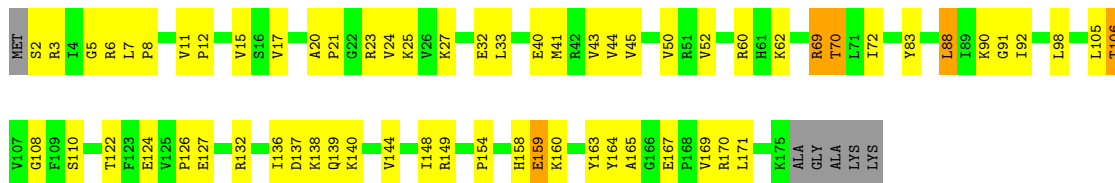
- Molecule 6: 50S ribosomal protein L5



- Molecule 7: 50S ribosomal protein L6

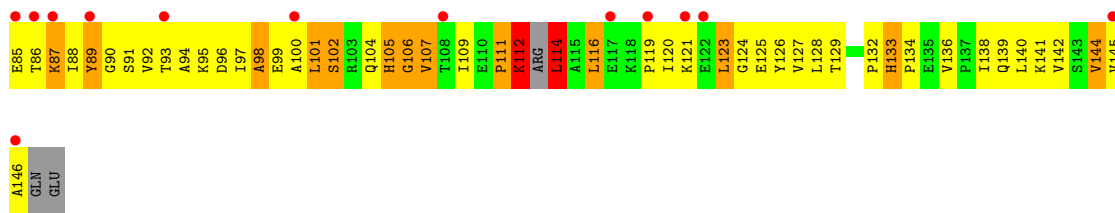


- Molecule 7: 50S ribosomal protein L6

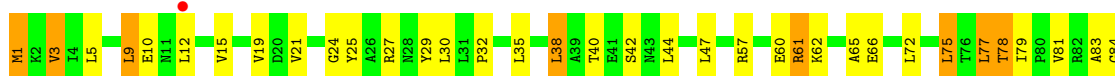


- Molecule 8: 50S ribosomal protein L9

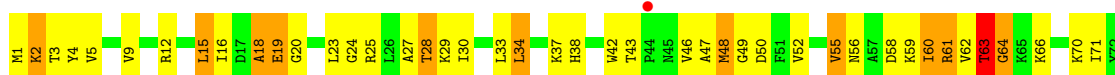




• Molecule 8: 50S ribosomal protein L9



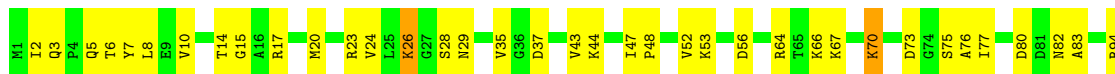
• Molecule 9: 50S ribosomal protein L13



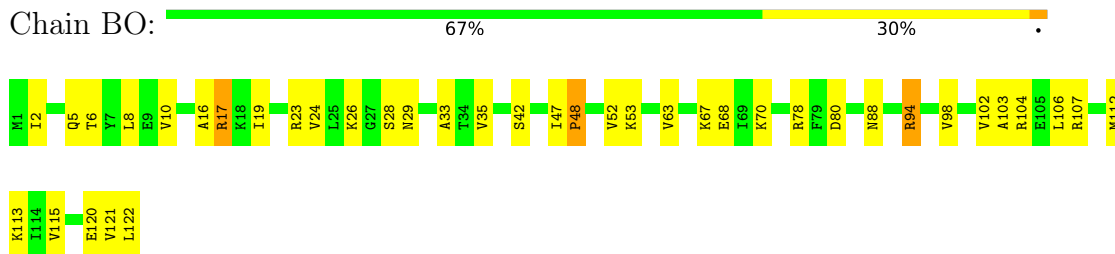
• Molecule 9: 50S ribosomal protein L13



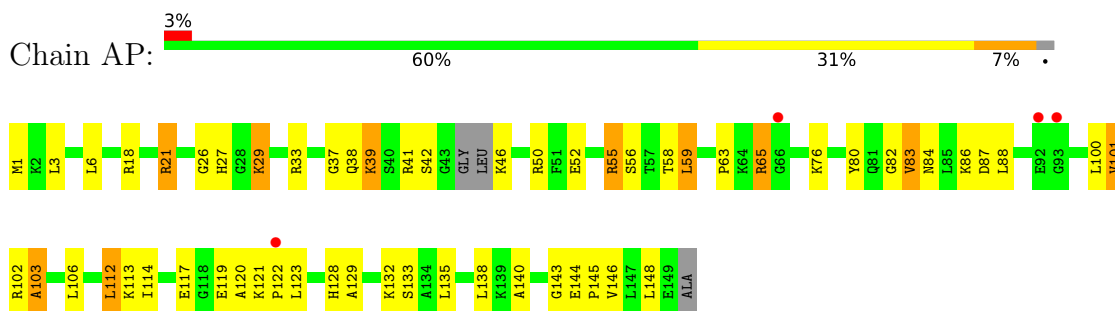
• Molecule 10: 50S ribosomal protein L14



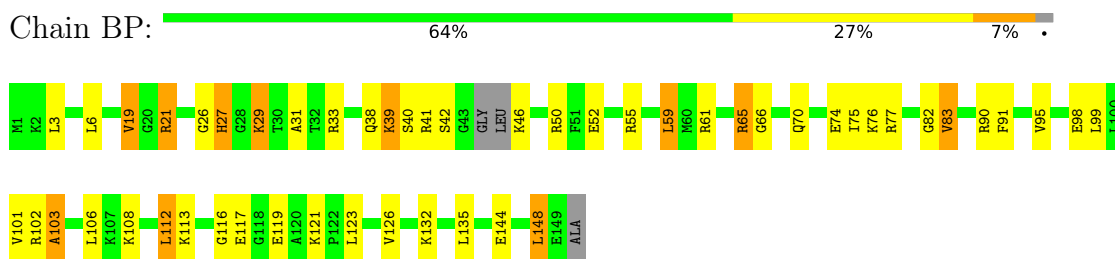
• Molecule 10: 50S ribosomal protein L14



• Molecule 11: 50S ribosomal protein L15



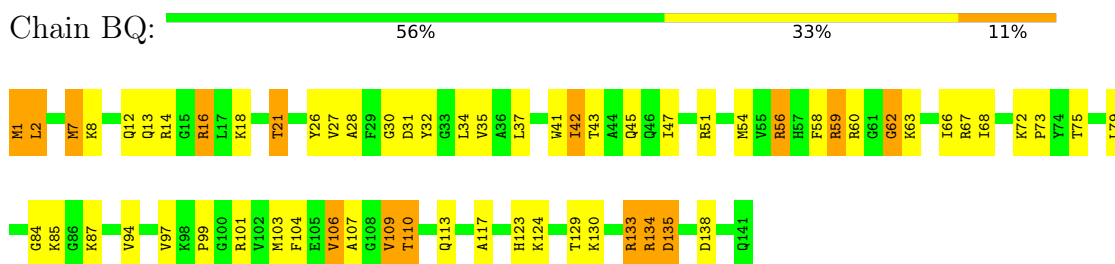
• Molecule 11: 50S ribosomal protein L15



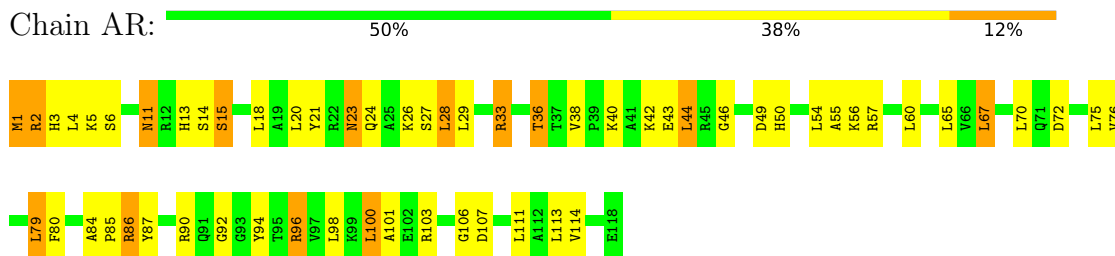
• Molecule 12: 50S ribosomal protein L16



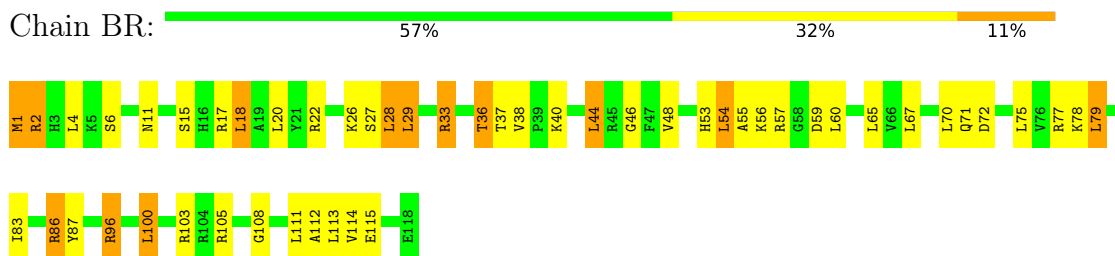
• Molecule 12: 50S ribosomal protein L16



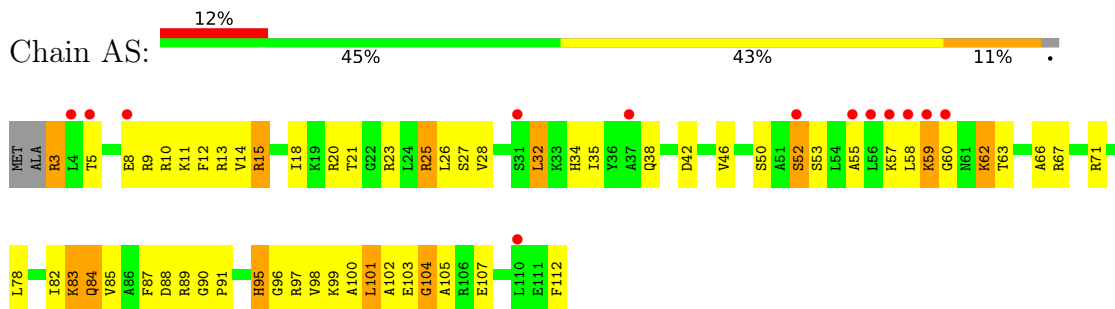
- Molecule 13: 50S ribosomal protein L17



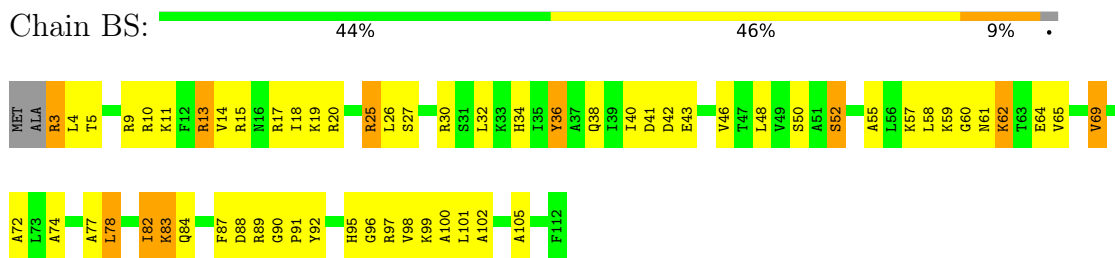
- Molecule 13: 50S ribosomal protein L17



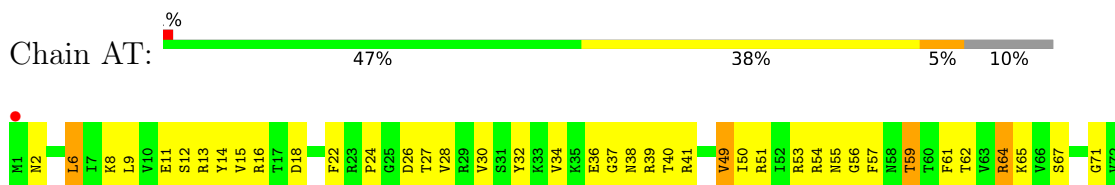
- Molecule 14: 50S ribosomal protein L18



- Molecule 14: 50S ribosomal protein L18

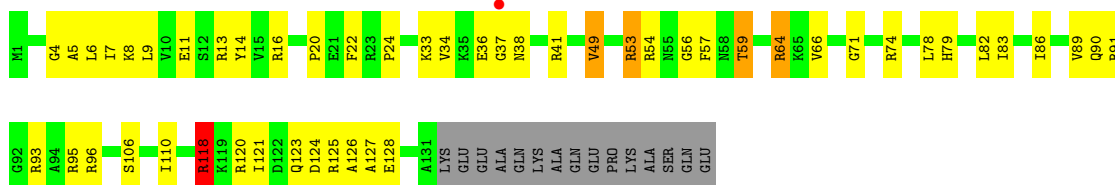


- Molecule 15: 50S ribosomal protein L19





- Molecule 15: 50S ribosomal protein L19



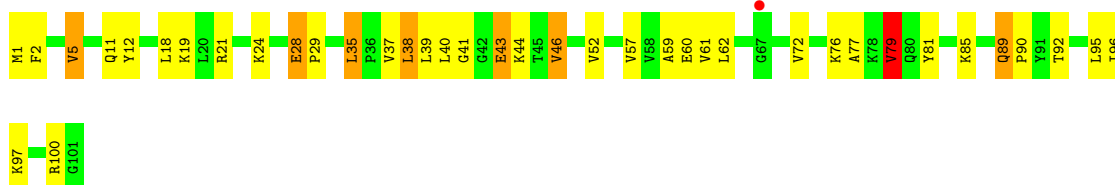
- Molecule 16: 50S ribosomal protein L20



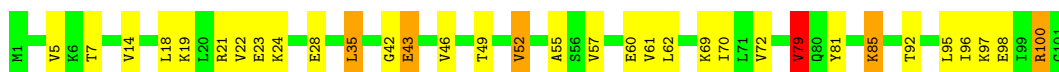
- Molecule 16: 50S ribosomal protein L20



- Molecule 17: 50S ribosomal protein L21



- Molecule 17: 50S ribosomal protein L21



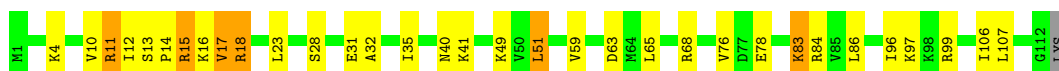
- Molecule 18: 50S ribosomal protein L22

Chain AW:  60% 34% 5%



- Molecule 18: 50S ribosomal protein L22

Chain BW:  70% 24% 5%



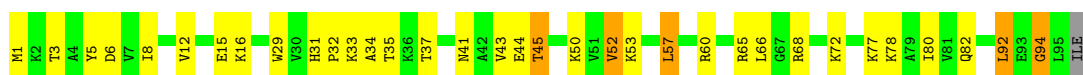
- Molecule 19: 50S ribosomal protein L23

Chain AX:  70% 26% 5%



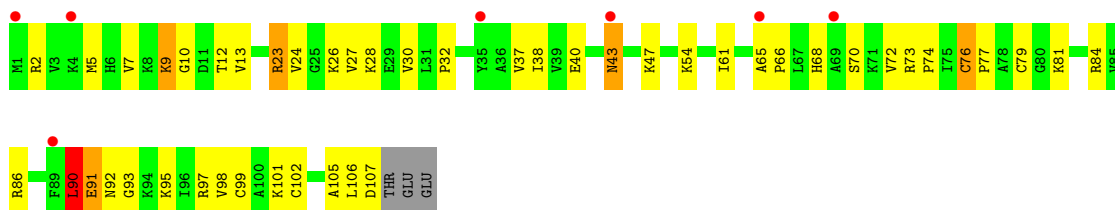
- Molecule 19: 50S ribosomal protein L23

Chain BX:  64% 30% 5%



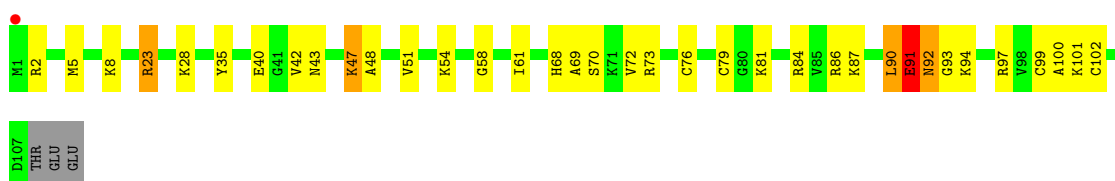
- Molecule 20: 50S ribosomal protein L24

Chain AY:  6% 55% 37% 5%

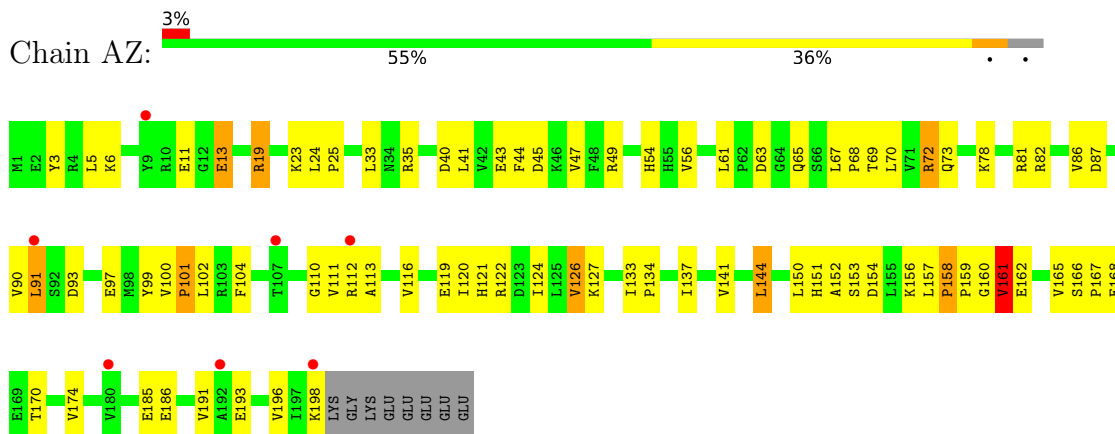


- Molecule 20: 50S ribosomal protein L24

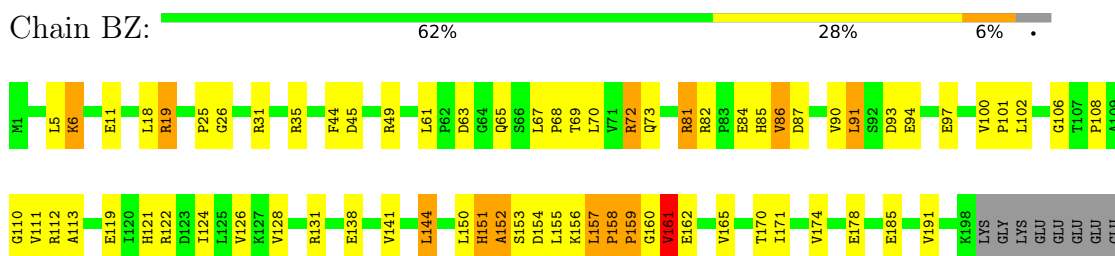
Chain BY:  65% 28% 5%



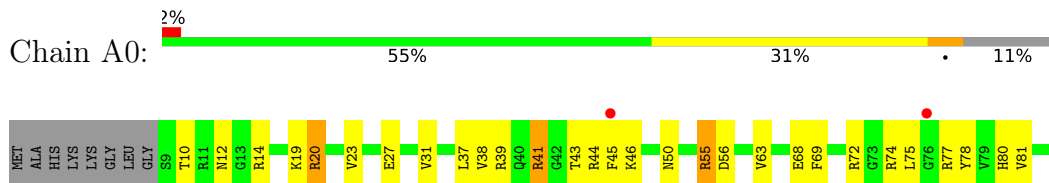
- Molecule 21: 50S ribosomal protein L25



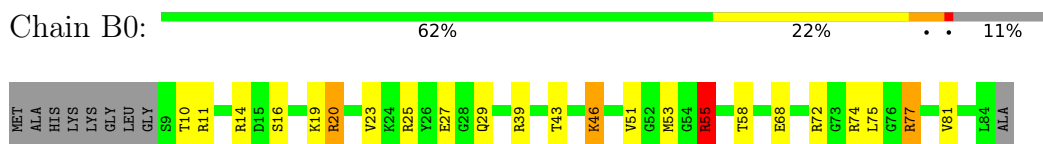
- Molecule 21: 50S ribosomal protein L25



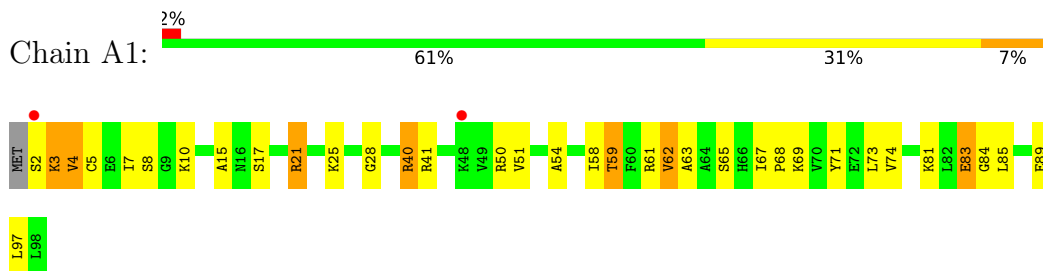
- Molecule 22: 50S ribosomal protein L27



- Molecule 22: 50S ribosomal protein L27



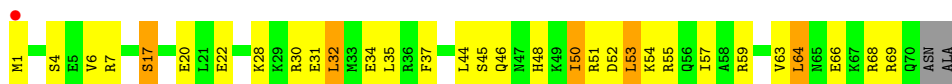
- Molecule 23: 50S ribosomal protein L28



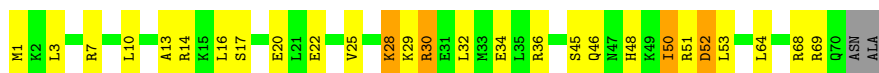
- Molecule 23: 50S ribosomal protein L28



• Molecule 24: 50S ribosomal protein L29



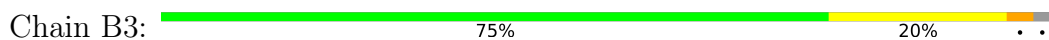
• Molecule 24: 50S ribosomal protein L29



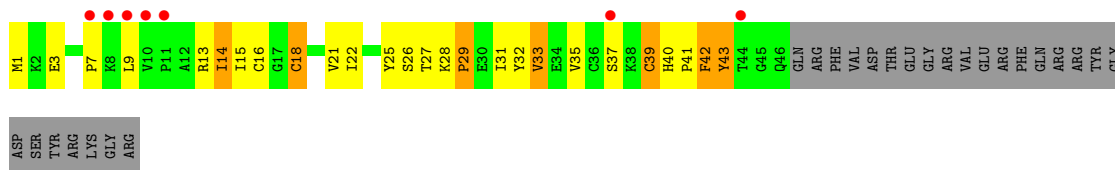
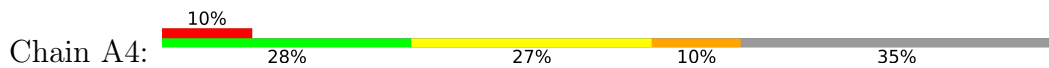
• Molecule 25: 50S ribosomal protein L30



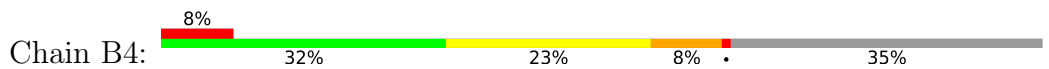
• Molecule 25: 50S ribosomal protein L30

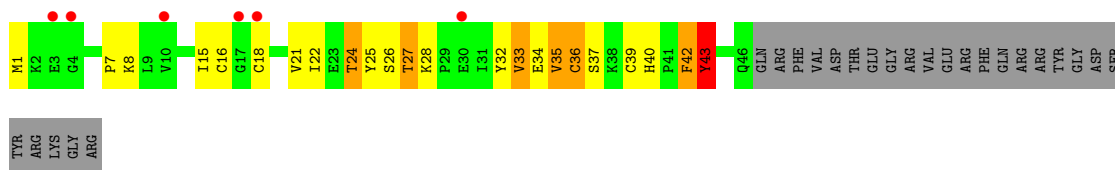


• Molecule 26: 50S ribosomal protein L31



• Molecule 26: 50S ribosomal protein L31

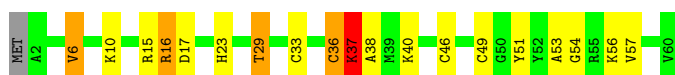




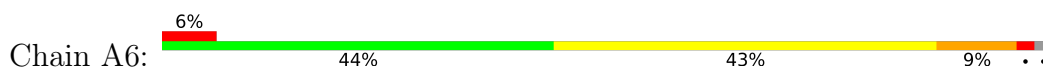
- Molecule 27: 50S ribosomal protein L32



- Molecule 27: 50S ribosomal protein L32



- Molecule 28: 50S ribosomal protein L33



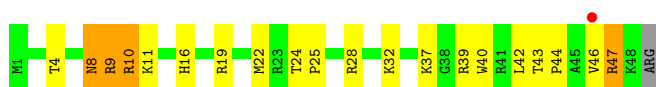
- Molecule 28: 50S ribosomal protein L33



- Molecule 29: 50S ribosomal protein L34



- Molecule 29: 50S ribosomal protein L34



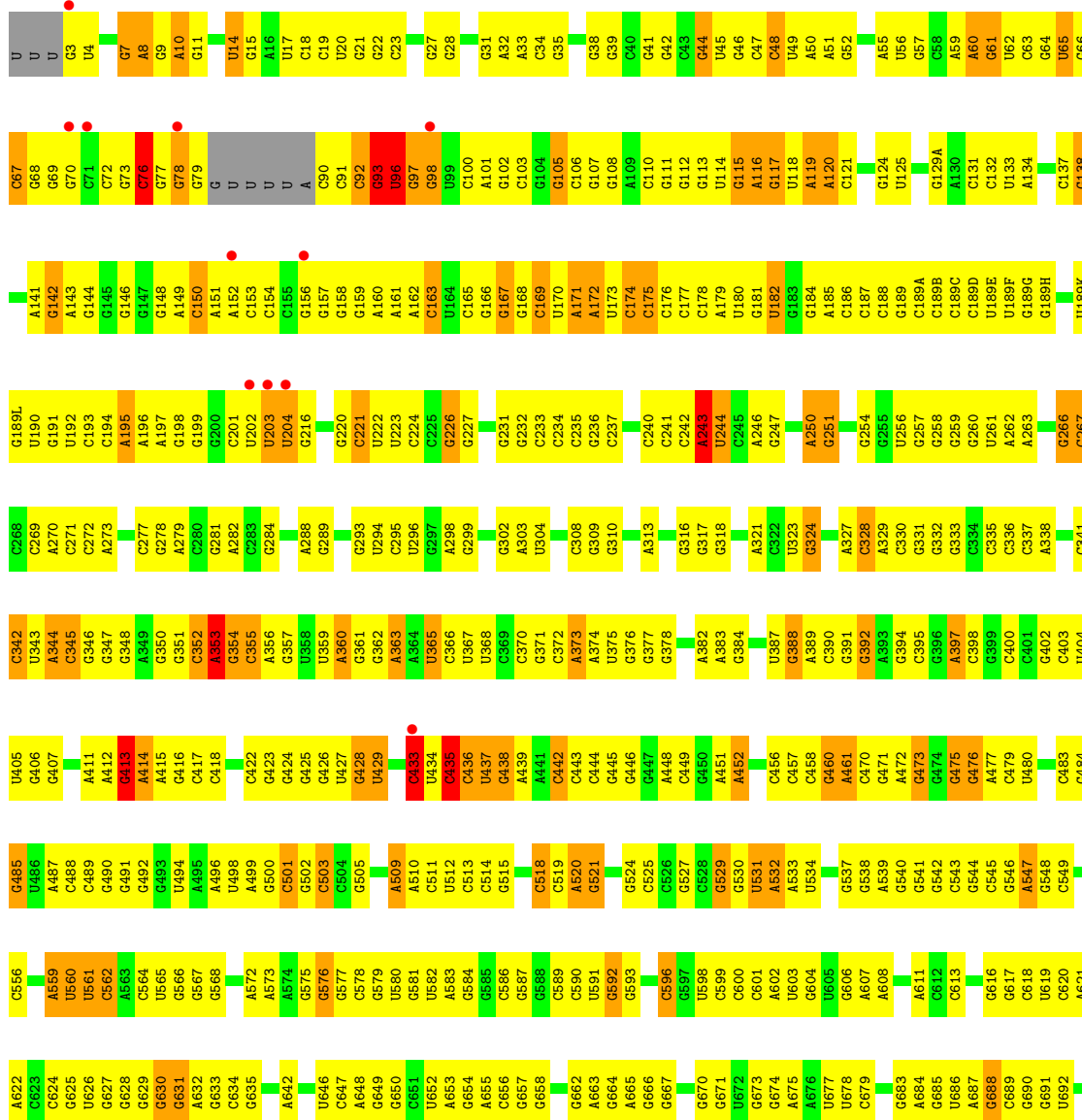

- Molecule 30: 50S ribosomal protein L35

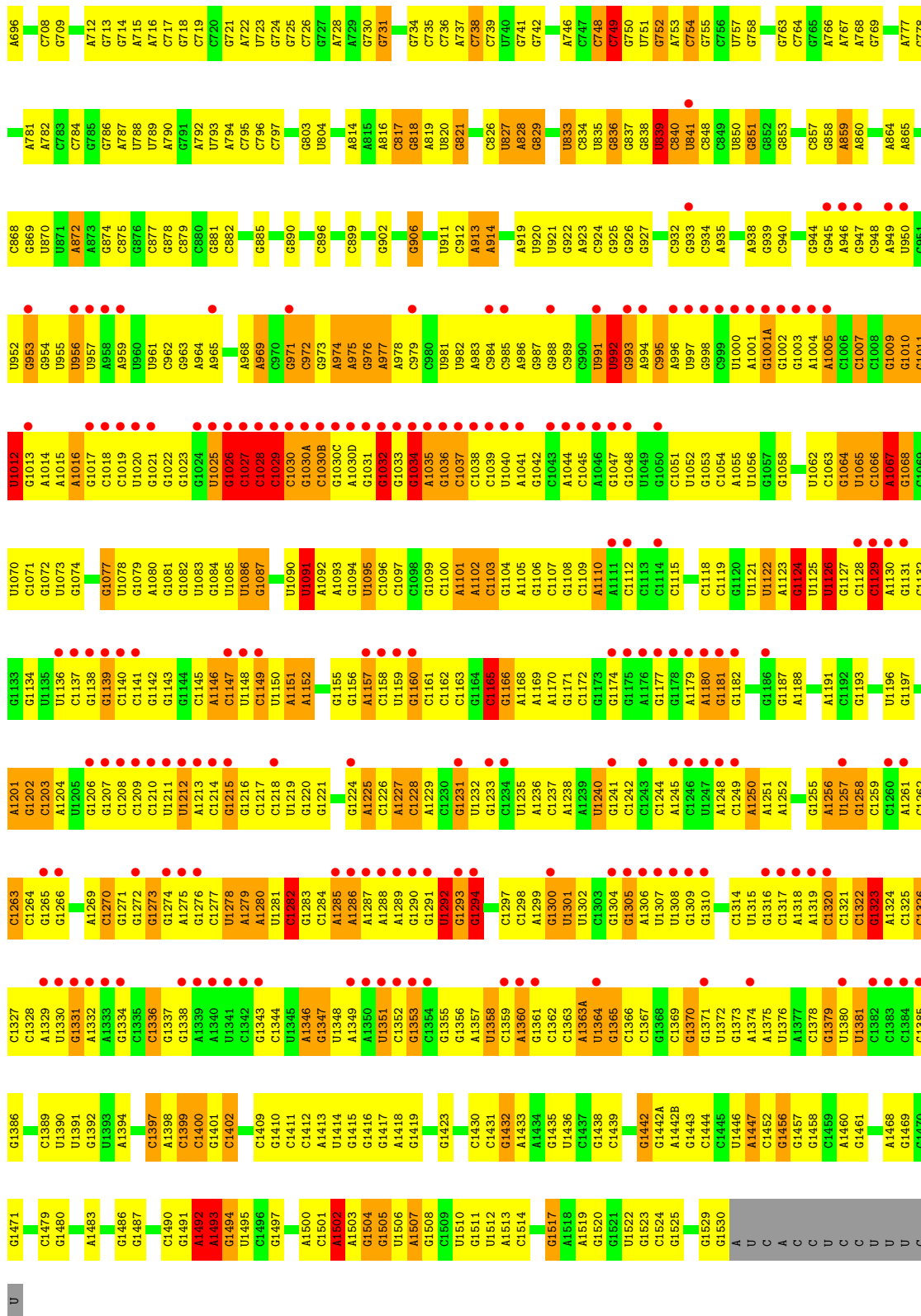


- Molecule 30: 50S ribosomal protein L35



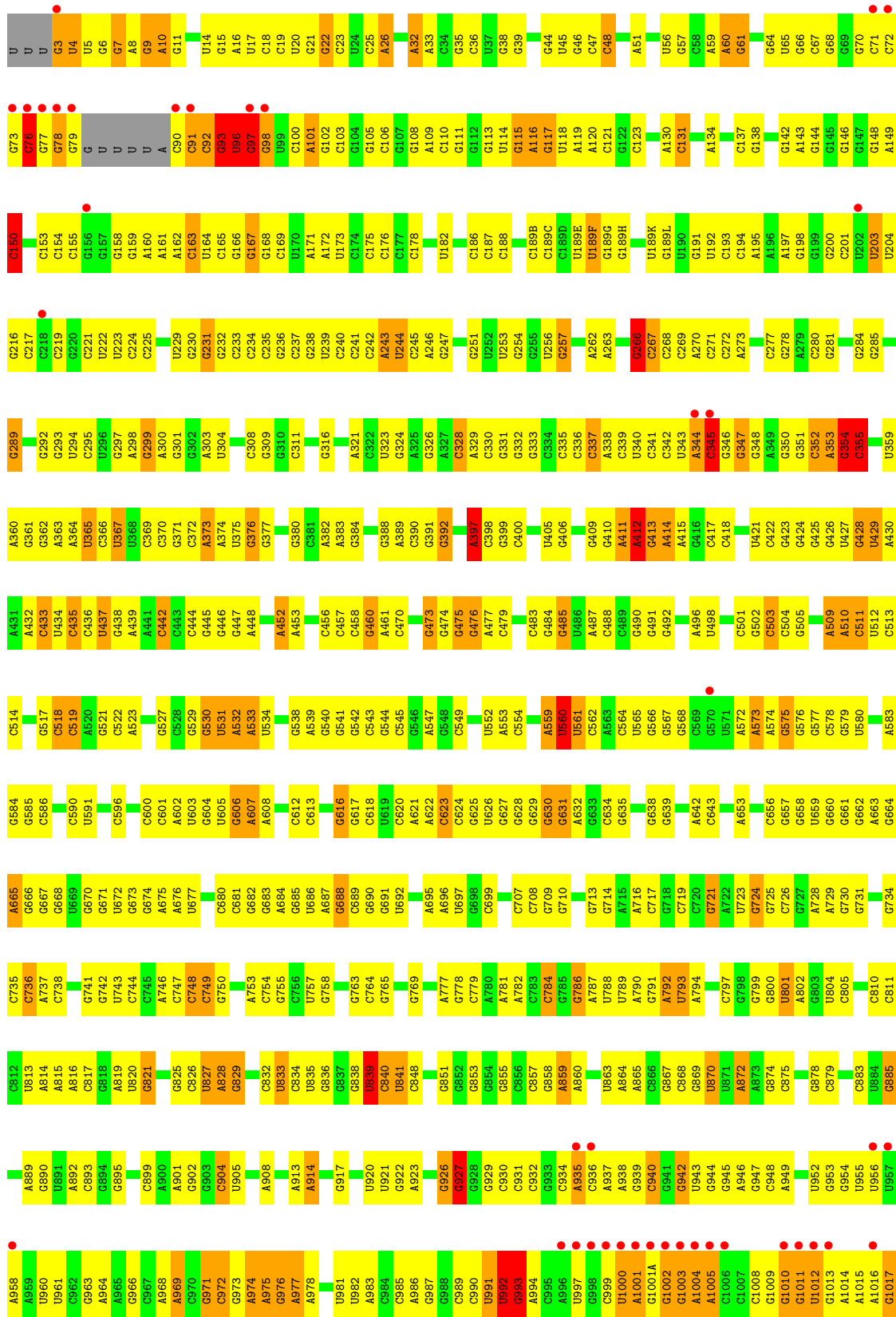
- Molecule 31: 16S ribosomal RNA

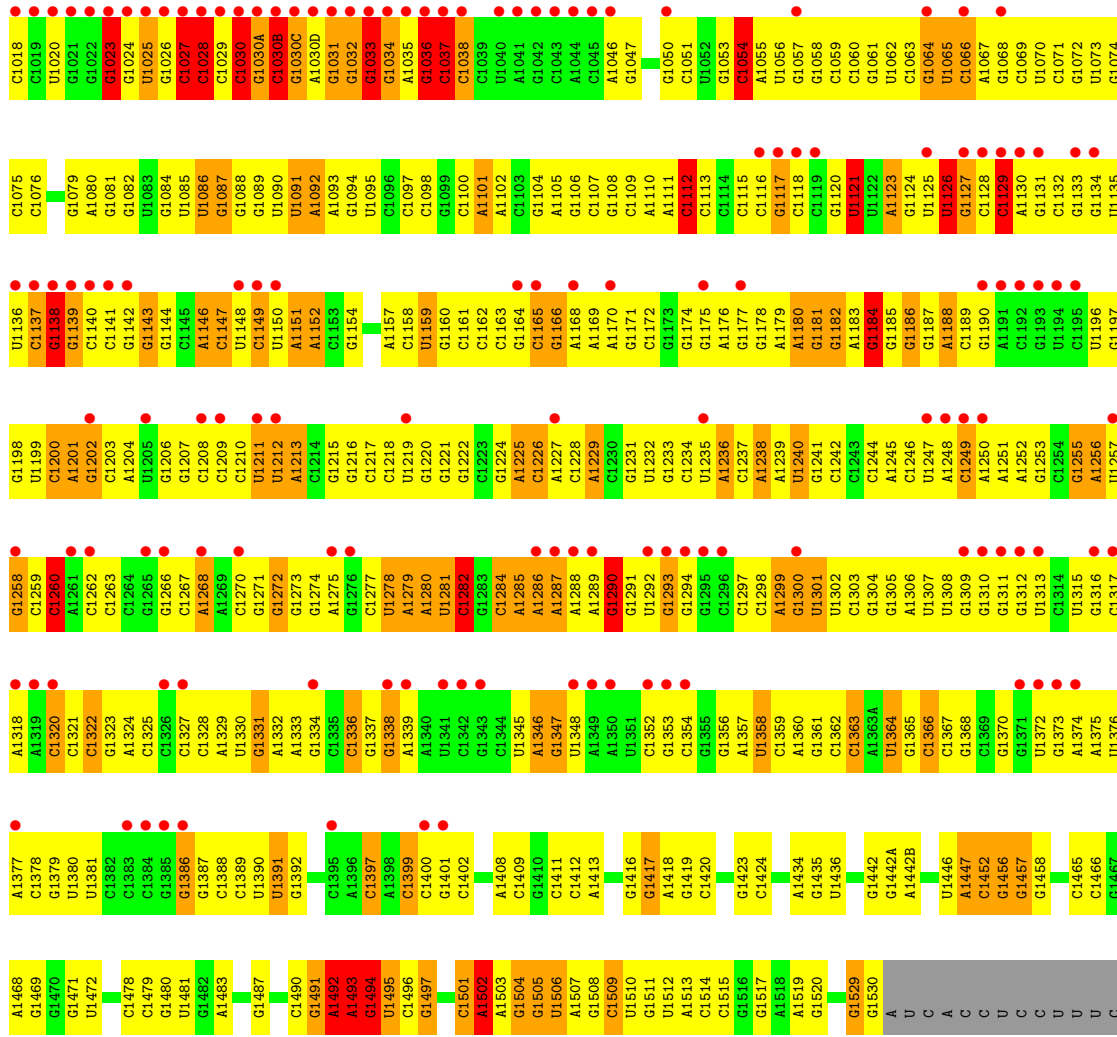




• Molecule 31: 16S ribosomal RNA

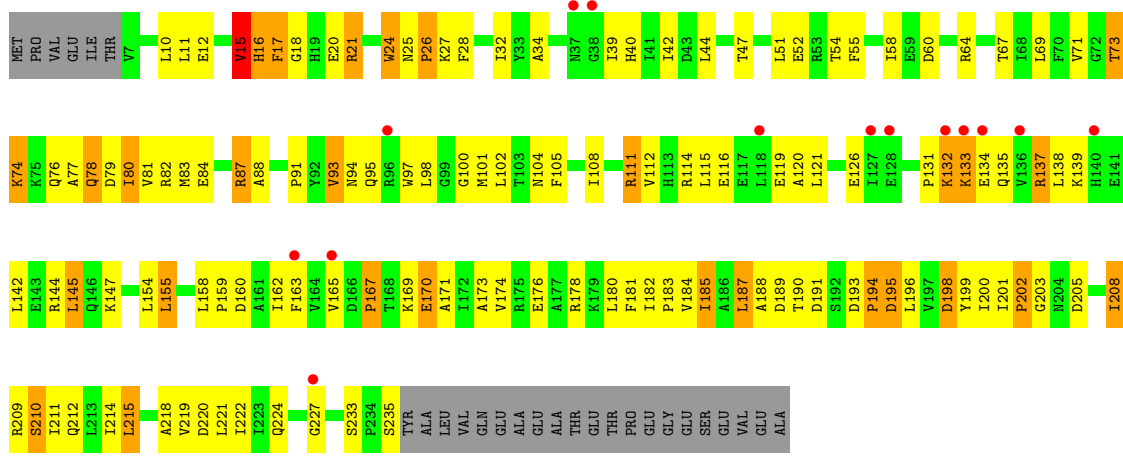




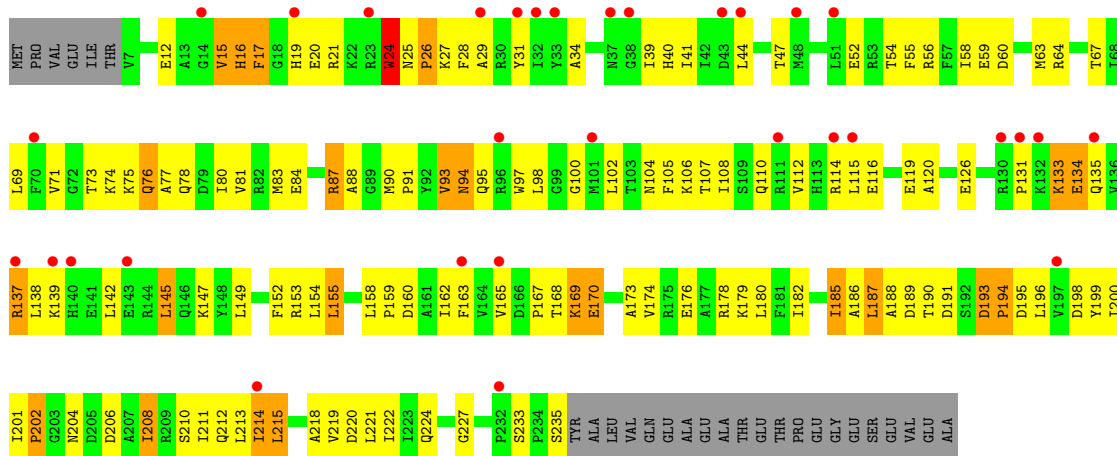


U

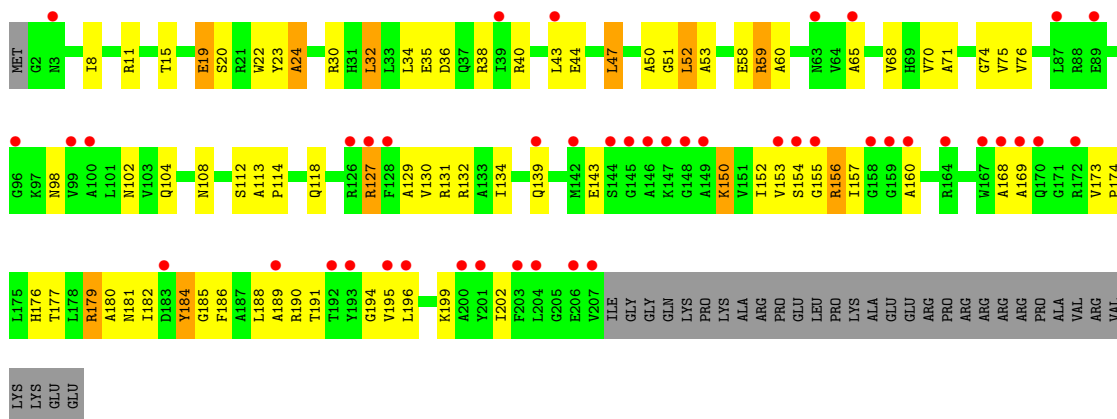
• Molecule 32: 30S ribosomal protein S2



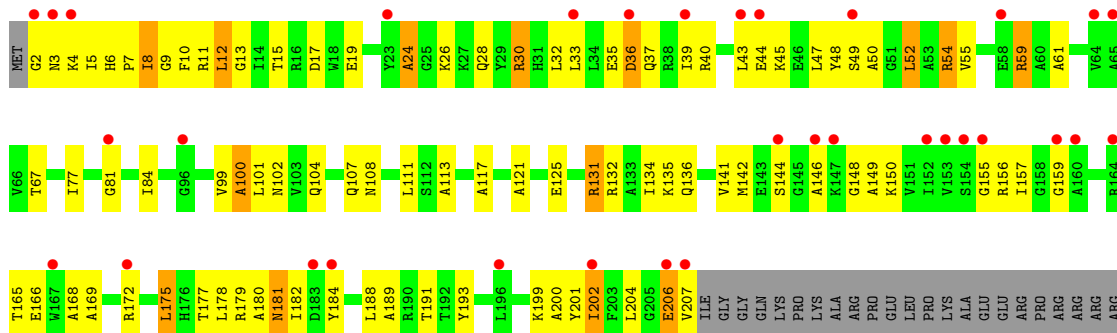
- Molecule 32: 30S ribosomal protein S2



- Molecule 33: 30S ribosomal protein S3

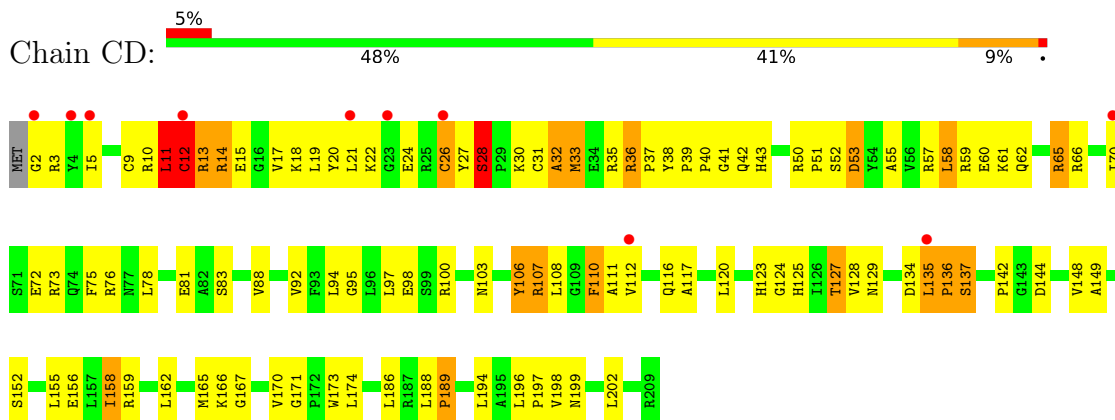


- Molecule 33: 30S ribosomal protein S3

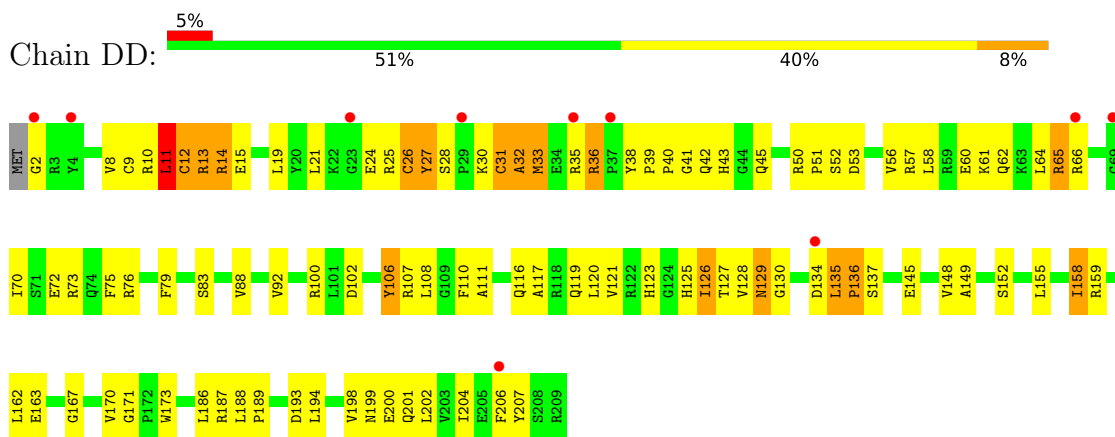


PRO
ALA
VAL
ARG
VAL
LVS
LVS
GLU
GLU

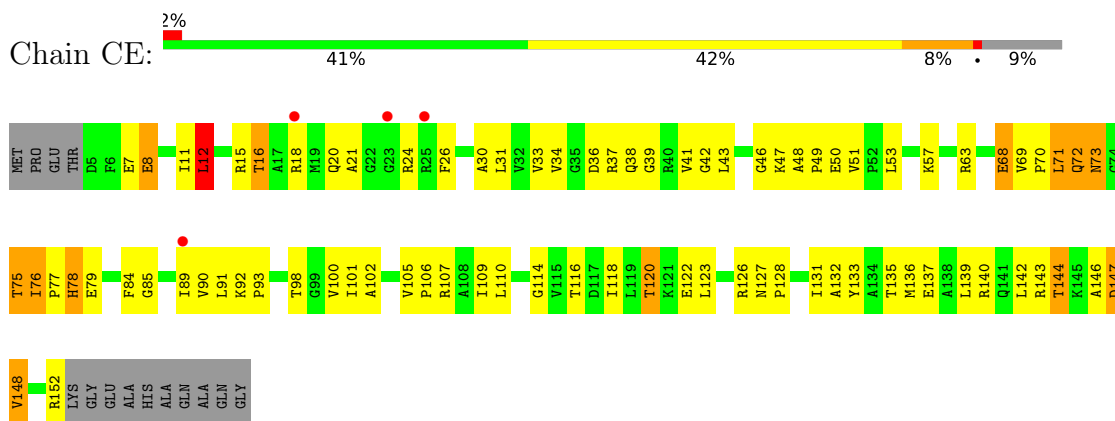
- Molecule 34: 30S ribosomal protein S4



- Molecule 34: 30S ribosomal protein S4

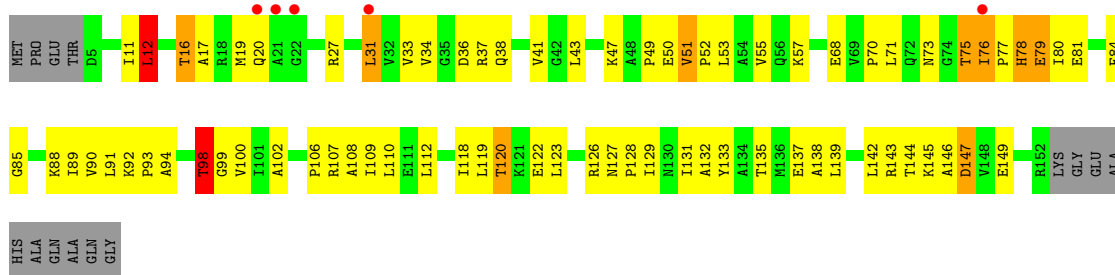


- Molecule 35: 30S ribosomal protein S5

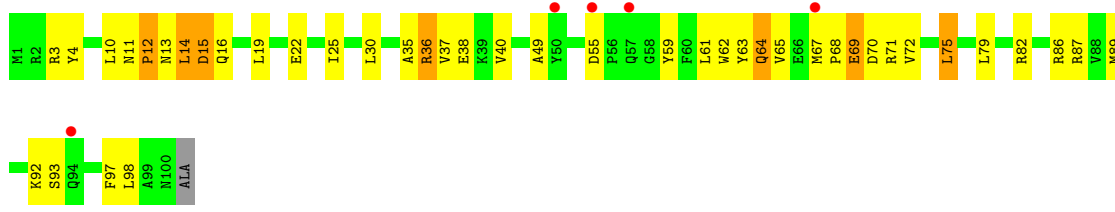


- Molecule 35: 30S ribosomal protein S5

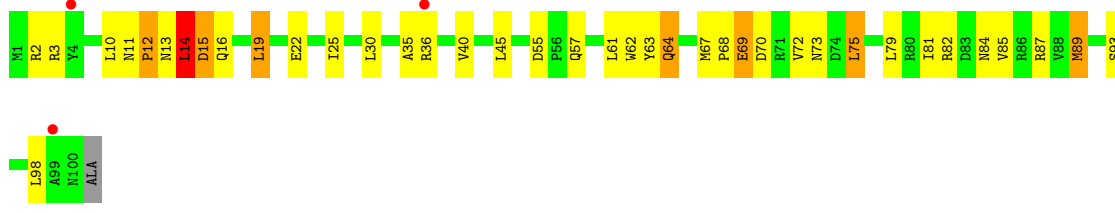




• Molecule 36: 30S ribosomal protein S6



• Molecule 36: 30S ribosomal protein S6

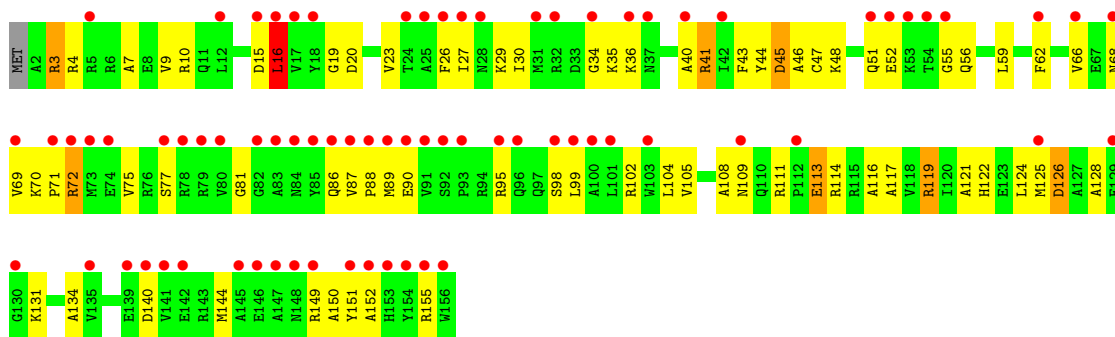


• Molecule 37: 30S ribosomal protein S7

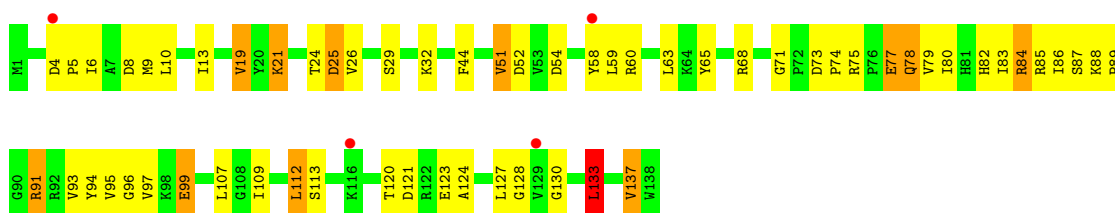


• Molecule 37: 30S ribosomal protein S7

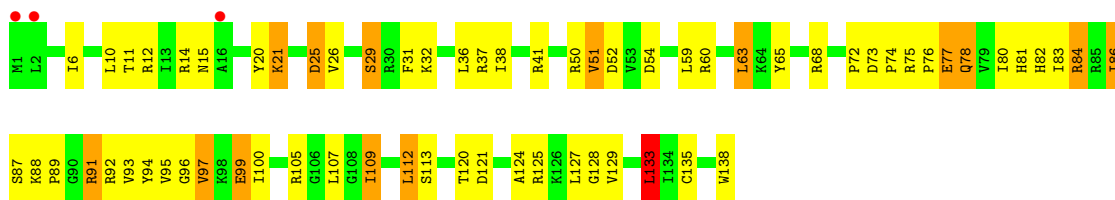




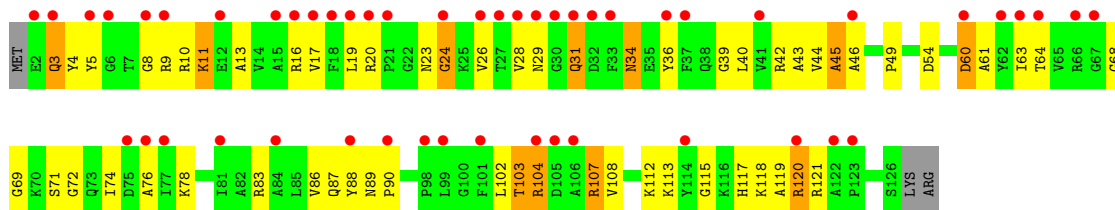
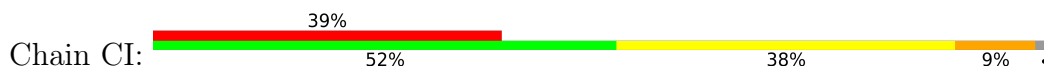
- Molecule 38: 30S ribosomal protein S8



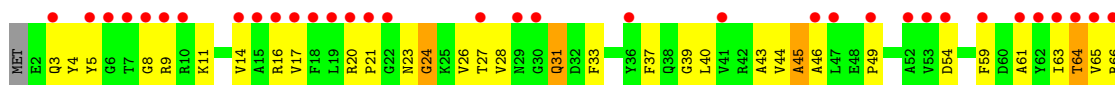
- Molecule 38: 30S ribosomal protein S8

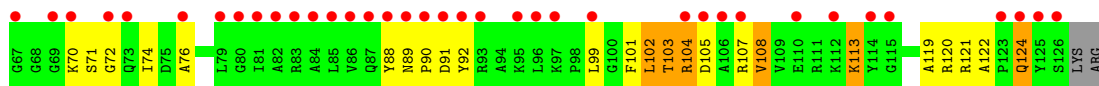


- Molecule 39: 30S ribosomal protein S9

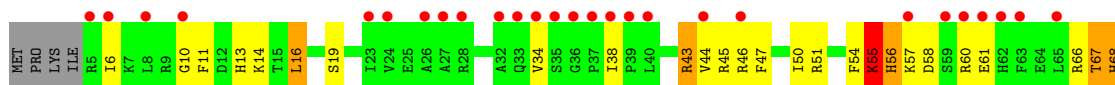
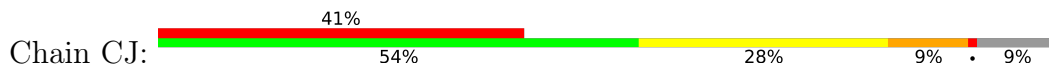


- Molecule 39: 30S ribosomal protein S9

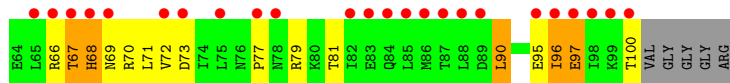
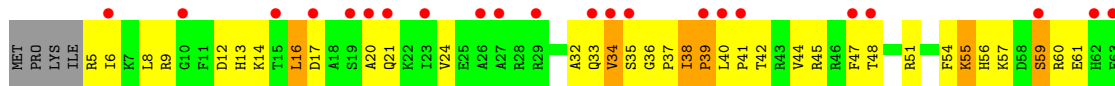
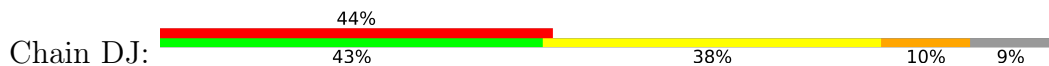




• Molecule 40: 30S ribosomal protein S10



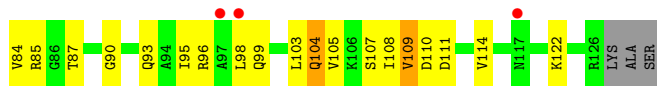
• Molecule 40: 30S ribosomal protein S10



• Molecule 41: 30S ribosomal protein S11



• Molecule 41: 30S ribosomal protein S11

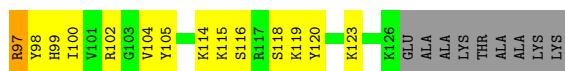
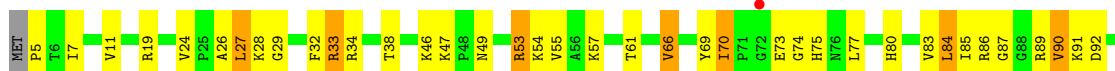


• Molecule 42: 30S ribosomal protein S12

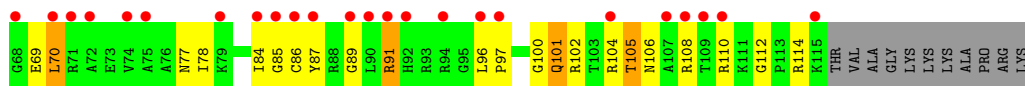
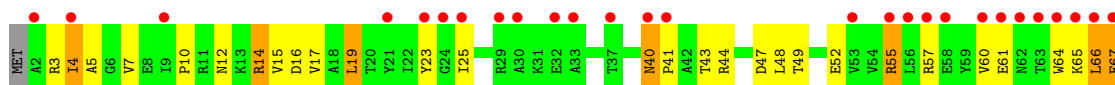
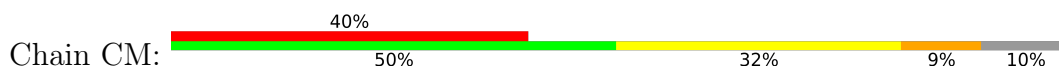




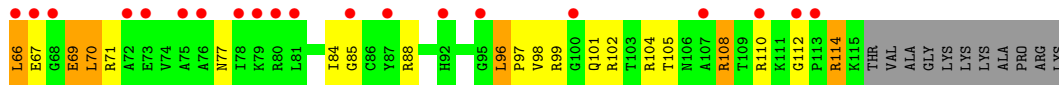
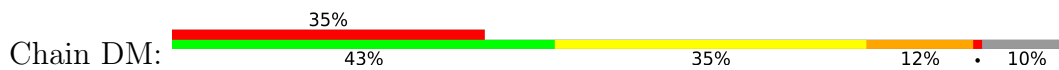
• Molecule 42: 30S ribosomal protein S12



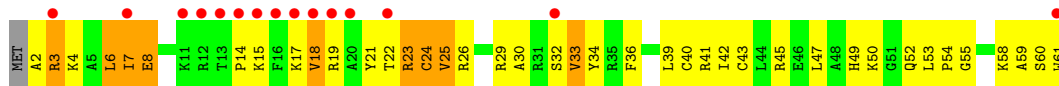
• Molecule 43: 30S ribosomal protein S13



• Molecule 43: 30S ribosomal protein S13

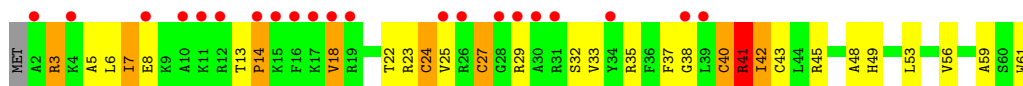


• Molecule 44: 30S ribosomal protein S14

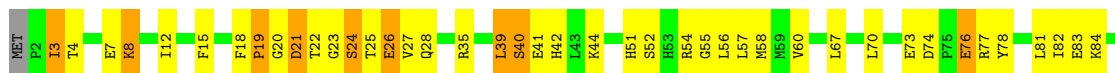


• Molecule 44: 30S ribosomal protein S14





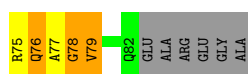
- Molecule 45: 30S ribosomal protein S15




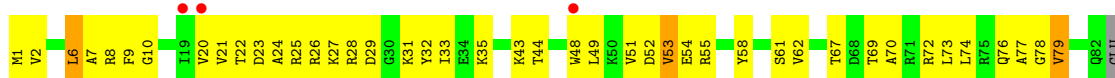
- Molecule 45: 30S ribosomal protein S15



- Molecule 46: 30S ribosomal protein S16

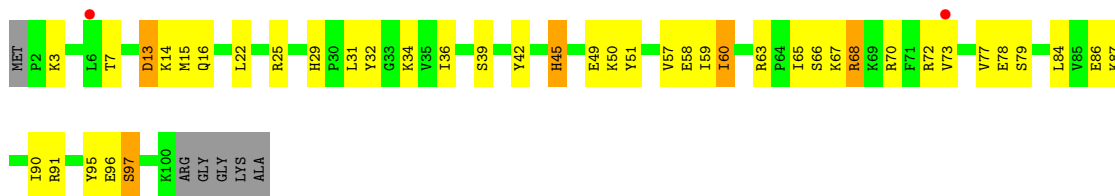


- Molecule 46: 30S ribosomal protein S16

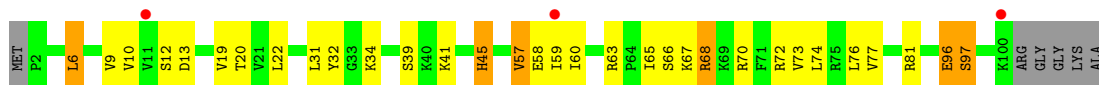


- Molecule 47: 30S ribosomal protein S17

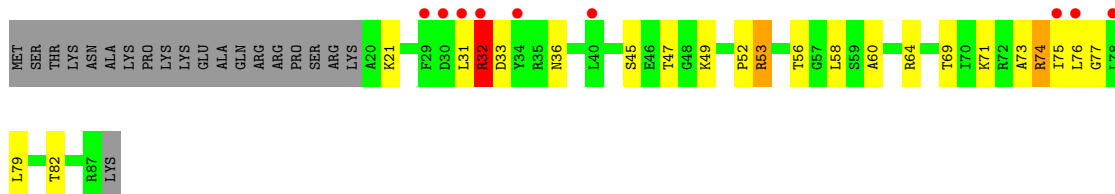




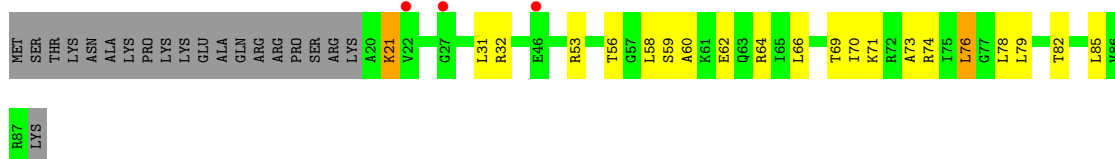
• Molecule 47: 30S ribosomal protein S17



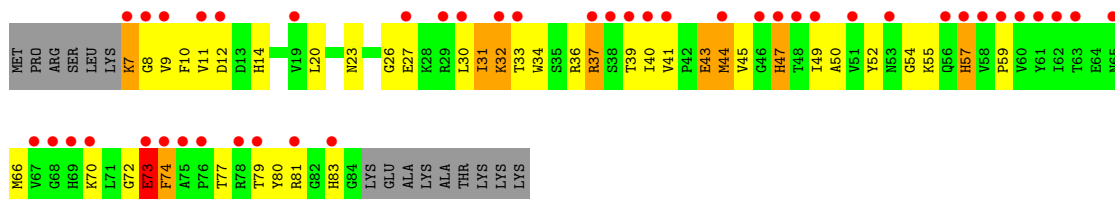
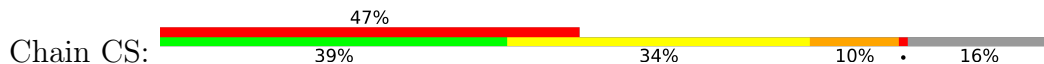
• Molecule 48: 30S ribosomal protein S18



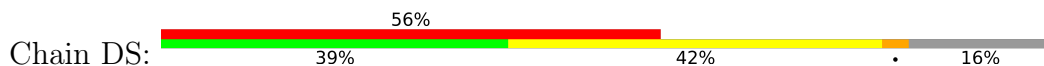
• Molecule 48: 30S ribosomal protein S18

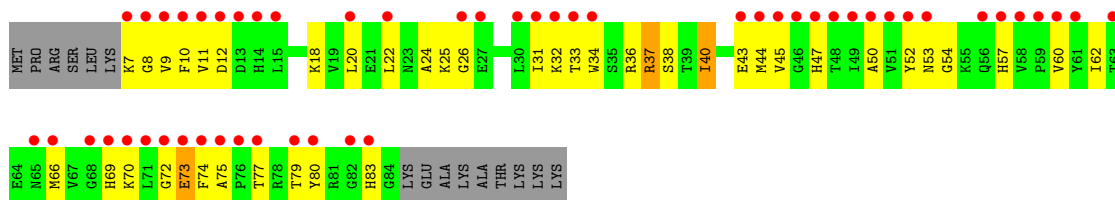


• Molecule 49: 30S ribosomal protein S19

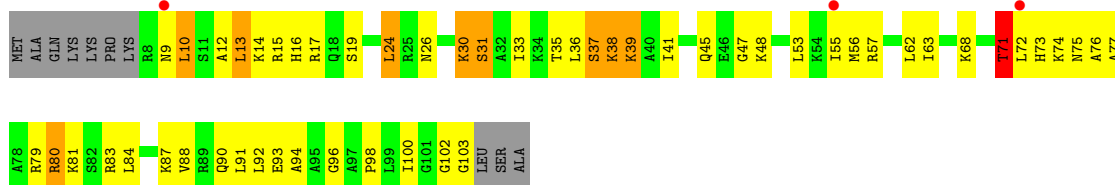


• Molecule 49: 30S ribosomal protein S19

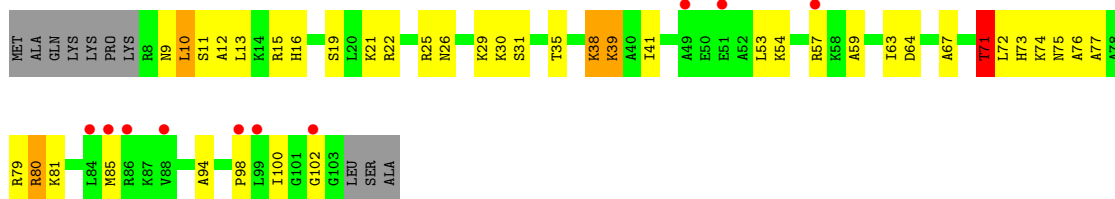




• Molecule 50: 30S ribosomal protein S20



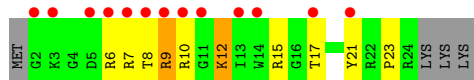
• Molecule 50: 30S ribosomal protein S20



• Molecule 51: 30S ribosomal protein THX



• Molecule 51: 30S ribosomal protein THX



4 Data and refinement statistics

Property	Value	Source
Space group	P 21 21 21	Depositor
Cell constants a, b, c, α , β , γ	209.37Å 445.46Å 619.56Å 90.00° 90.00° 90.00°	Depositor
Resolution (Å)	49.29 – 3.20 49.43 – 2.90	Depositor EDS
% Data completeness (in resolution range)	100.0 (49.29-3.20) 99.7 (49.43-2.90)	Depositor EDS
R_{merge}	(Not available)	Depositor
R_{sym}	(Not available)	Depositor
$\langle I/\sigma(I) \rangle$ ¹	1.13 (at 2.91Å)	Xtrriage
Refinement program	PHENIX	Depositor
R, R_{free}	0.228 , 0.273 0.228 , 0.273	Depositor DCC
R_{free} test set	63228 reflections (5.01%)	wwPDB-VP
Wilson B-factor (Å ²)	75.4	Xtrriage
Anisotropy	0.180	Xtrriage
Bulk solvent k_{sol} (e/Å ³), B_{sol} (Å ²)	0.29 , 70.6	EDS
L-test for twinning ²	$\langle L \rangle = 0.46$, $\langle L^2 \rangle = 0.29$	Xtrriage
Estimated twinning fraction	No twinning to report.	Xtrriage
F_o, F_c correlation	0.92	EDS
Total number of atoms	279316	wwPDB-VP
Average B, all atoms (Å ²)	80.0	wwPDB-VP

Xtrriage's analysis on translational NCS is as follows: *The largest off-origin peak in the Patterson function is 1.63% of the height of the origin peak. No significant pseudotranslation is detected.*

¹Intensities estimated from amplitudes.

²Theoretical values of $\langle |L| \rangle$, $\langle L^2 \rangle$ for acentric reflections are 0.5, 0.333 respectively for untwinned datasets, and 0.375, 0.2 for perfectly twinned datasets.

5 Model quality

5.1 Standard geometry

Bond lengths and bond angles in the following residue types are not validated in this section: MG, T8B

The Z score for a bond length (or angle) is the number of standard deviations the observed value is removed from the expected value. A bond length (or angle) with $|Z| > 5$ is considered an outlier worth inspection. RMSZ is the root-mean-square of all Z scores of the bond lengths (or angles).

Mol	Chain	Bond lengths		Bond angles	
		RMSZ	# $ Z > 5$	RMSZ	# $ Z > 5$
1	AA	0.82	17/68203 (0.0%)	1.30	624/106459 (0.6%)
1	BA	1.20	70/68203 (0.1%)	1.37	800/106459 (0.8%)
2	AB	0.94	0/2879	1.25	21/4492 (0.5%)
2	BB	0.88	0/2879	1.26	21/4492 (0.5%)
3	AD	0.54	0/2186	0.75	2/2944 (0.1%)
3	BD	0.67	0/2186	0.81	4/2944 (0.1%)
4	AE	0.55	0/1588	0.76	0/2145
4	BE	0.72	0/1588	0.83	1/2145 (0.0%)
5	AF	0.51	0/1609	0.70	0/2177
5	BF	0.73	0/1609	0.77	0/2177
6	AG	0.61	0/1393	0.66	0/1892
6	BG	0.46	0/1393	0.64	0/1892
7	AH	0.58	0/1343	0.68	1/1820 (0.1%)
7	BH	0.59	0/1343	0.70	0/1820
8	AI	0.63	1/1061 (0.1%)	0.78	0/1451
8	BI	0.50	0/1061	0.74	0/1451
9	AN	0.52	0/1139	0.72	0/1538
9	BN	0.74	0/1139	0.78	0/1538
10	AO	0.50	0/933	0.72	1/1257 (0.1%)
10	BO	0.67	0/933	0.74	0/1257
11	AP	0.50	0/1135	0.75	1/1510 (0.1%)
11	BP	0.64	0/1135	0.81	2/1510 (0.1%)
12	AQ	0.53	0/1143	0.74	0/1527
12	BQ	0.64	0/1143	0.74	0/1527
13	AR	0.51	0/982	0.74	0/1312
13	BR	0.69	0/982	0.82	1/1312 (0.1%)
14	AS	0.64	0/875	0.79	0/1168
14	BS	0.53	0/875	0.79	1/1168 (0.1%)
15	AT	0.52	0/1077	0.73	0/1444
15	BT	0.61	0/1077	0.79	1/1444 (0.1%)
16	AU	0.56	0/977	0.69	0/1301
16	BU	0.88	1/977 (0.1%)	0.81	1/1301 (0.1%)

Mol	Chain	Bond lengths		Bond angles	
		RMSZ	# Z >5	RMSZ	# Z >5
17	AV	0.58	0/782	0.67	0/1049
17	BV	0.70	0/782	0.77	0/1049
18	AW	0.56	0/891	0.75	0/1197
18	BW	0.82	0/891	0.80	0/1197
19	AX	0.55	0/756	0.77	1/1016 (0.1%)
19	BX	0.66	0/756	0.76	1/1016 (0.1%)
20	AY	0.50	0/798	0.77	0/1073
20	BY	0.61	0/798	0.80	1/1073 (0.1%)
21	AZ	0.57	0/1555	0.68	0/2118
21	BZ	0.49	0/1555	0.71	0/2118
22	A0	0.50	0/602	0.69	0/804
22	B0	0.66	0/602	0.77	0/804
23	A1	0.51	0/752	0.72	0/1003
23	B1	0.62	0/752	0.76	0/1003
24	A2	0.59	0/590	0.68	0/781
24	B2	0.60	0/590	0.74	0/781
25	A3	0.45	0/463	0.69	0/623
25	B3	0.65	0/463	0.74	0/623
26	A4	0.65	0/358	0.74	0/487
26	B4	0.56	0/358	0.74	1/487 (0.2%)
27	A5	0.67	1/469 (0.2%)	0.83	2/634 (0.3%)
27	B5	0.79	0/469	0.88	0/634
28	A6	0.59	0/456	0.70	0/609
28	B6	0.68	0/456	0.74	0/609
29	A7	0.57	0/426	0.75	0/561
29	B7	0.78	0/426	0.84	0/561
30	A8	0.50	0/516	0.73	0/679
30	B8	0.70	0/516	0.82	0/679
31	CA	0.80	10/36054 (0.0%)	1.18	176/56272 (0.3%)
31	DA	0.77	7/36054 (0.0%)	1.19	211/56272 (0.4%)
32	CB	0.51	0/1811	0.69	0/2452
32	DB	0.56	0/1811	0.69	0/2452
33	CC	0.56	0/1474	0.65	0/2003
33	DC	0.58	0/1474	0.65	0/2003
34	CD	0.53	0/1550	0.72	3/2106 (0.1%)
34	DD	0.84	2/1550 (0.1%)	0.78	4/2106 (0.2%)
35	CE	0.49	0/1121	0.70	1/1517 (0.1%)
35	DE	0.52	0/1121	0.72	1/1517 (0.1%)
36	CF	0.49	0/794	0.64	0/1082
36	DF	0.49	0/794	0.67	1/1082 (0.1%)
37	CG	0.57	0/1186	0.65	0/1603
37	DG	0.56	0/1186	0.62	0/1603
38	CH	0.44	0/1065	0.67	0/1445

Mol	Chain	Bond lengths		Bond angles	
		RMSZ	# Z >5	RMSZ	# Z >5
38	DH	0.44	0/1065	0.64	0/1445
39	CI	0.62	0/867	0.71	0/1180
39	DI	0.62	0/867	0.69	0/1180
40	CJ	0.60	0/672	0.74	1/919 (0.1%)
40	DJ	0.60	0/672	0.70	1/919 (0.1%)
41	CK	0.47	0/843	0.71	0/1144
41	DK	0.47	0/843	0.67	0/1144
42	CL	0.44	0/925	0.67	0/1251
42	DL	0.46	0/925	0.69	0/1251
43	CM	0.67	0/811	0.72	0/1103
43	DM	0.63	0/811	0.73	1/1103 (0.1%)
44	CN	0.60	0/487	0.68	0/649
44	DN	0.59	0/487	0.74	0/649
45	CO	0.49	0/735	0.64	0/981
45	DO	0.47	0/735	0.61	0/981
46	CP	0.51	0/667	0.70	0/905
46	DP	0.43	0/667	0.65	0/905
47	CQ	0.46	0/836	0.68	0/1117
47	DQ	0.47	0/836	0.66	0/1117
48	CR	0.43	0/519	0.64	0/699
48	DR	0.50	0/519	0.67	0/699
49	CS	0.69	0/558	0.88	1/759 (0.1%)
49	DS	0.76	1/558 (0.2%)	0.87	3/759 (0.4%)
50	CT	0.47	0/710	0.72	0/940
50	DT	0.42	0/710	0.68	0/940
51	CU	0.64	0/203	0.67	0/266
51	DU	0.59	0/203	0.70	0/266
All	All	0.86	110/303650 (0.0%)	1.16	1892/454928 (0.4%)

Chiral center outliers are detected by calculating the chiral volume of a chiral center and verifying if the center is modelled as a planar moiety or with the opposite hand. A planarity outlier is detected by checking planarity of atoms in a peptide group, atoms in a mainchain group or atoms of a sidechain that are expected to be planar.

Mol	Chain	#Chirality outliers	#Planarity outliers
26	A4	0	1
34	CD	0	1
34	DD	0	1
42	CL	0	1
42	DL	0	1
All	All	0	5

All (110) bond length outliers are listed below:

Mol	Chain	Res	Type	Atoms	Z	Observed(Å)	Ideal(Å)
34	DD	12	CYS	CB-SG	19.94	2.16	1.82
34	DD	26	CYS	CB-SG	15.79	2.09	1.82
31	DA	1492	A	C6-N6	-12.21	1.24	1.33
31	CA	1492	A	C2-N3	12.12	1.44	1.33
31	CA	1493	A	N9-C4	-11.96	1.30	1.37
1	BA	1142(A)	A	N9-C4	-10.62	1.31	1.37
31	DA	1492	A	C2-N3	10.06	1.42	1.33
1	BA	1332	G	N9-C4	-9.83	1.30	1.38
31	CA	1492	A	N3-C4	8.93	1.40	1.34
31	CA	1492	A	C5-C4	8.89	1.45	1.38
1	BA	676	A	N9-C4	-8.36	1.32	1.37
1	BA	330	A	N9-C4	-8.36	1.32	1.37
1	BA	2028	U	C4-O4	8.30	1.30	1.23
31	DA	1493	A	N7-C5	8.26	1.44	1.39
1	AA	528	A	N9-C4	-8.17	1.32	1.37
1	AA	1913	A	N9-C4	8.15	1.42	1.37
49	DS	7	LYS	CB-CG	7.98	1.74	1.52
1	BA	1602	U	C4-O4	7.93	1.29	1.23
1	BA	2249	U	C4-O4	7.78	1.29	1.23
1	BA	1021	A	N9-C4	-7.48	1.33	1.37
1	BA	676	A	N3-C4	-7.31	1.30	1.34
1	BA	1332	G	N3-C4	-7.17	1.30	1.35
1	BA	1210	A	C5-C6	-7.01	1.34	1.41
1	BA	528	A	N3-C4	-7.01	1.30	1.34
1	BA	983	A	N9-C4	-6.96	1.33	1.37
31	CA	1493	A	C8-N7	-6.81	1.26	1.31
1	AA	1142(A)	A	N9-C4	-6.78	1.33	1.37
1	BA	945	A	N9-C4	-6.71	1.33	1.37
31	CA	1492	A	N9-C4	6.60	1.41	1.37
1	BA	450	G	C6-O6	6.59	1.30	1.24
31	DA	1493	A	P-OP2	-6.56	1.37	1.49
1	BA	71	A	N9-C4	-6.54	1.33	1.37
1	AA	1045	A	N9-C4	6.51	1.41	1.37
1	BA	1332	G	C5-C6	-6.46	1.35	1.42
1	BA	777	A	N3-C4	-6.42	1.30	1.34
1	BA	2287	A	N9-C4	-6.28	1.34	1.37
1	BA	750	A	C6-N1	-6.27	1.31	1.35
1	AA	2685	G	C6-O6	6.22	1.29	1.24
27	A5	49	CYS	CB-SG	-6.14	1.71	1.82
1	BA	1045	A	N9-C4	6.13	1.41	1.37
8	AI	89	TYR	CD2-CE2	-6.11	1.30	1.39
1	AA	1332	G	N9-C4	-6.08	1.33	1.38
1	BA	2013	A	N9-C4	-6.08	1.34	1.37

Continued on next page...

Continued from previous page...

Mol	Chain	Res	Type	Atoms	Z	Observed(Å)	Ideal(Å)
1	AA	1913	A	N7-C5	-6.05	1.35	1.39
1	AA	2119	A	N9-C4	6.04	1.41	1.37
1	AA	528	A	N3-C4	-6.04	1.31	1.34
1	BA	1268	A	C6-N1	-6.01	1.31	1.35
1	AA	1698	A	N9-C4	-5.97	1.34	1.37
1	AA	1913	A	C2-N3	5.92	1.38	1.33
1	BA	71	A	C5-C6	-5.91	1.35	1.41
1	BA	1186	G	C8-N7	-5.89	1.27	1.30
31	DA	1492	A	N9-C4	5.78	1.41	1.37
1	BA	2764	A	N3-C4	-5.74	1.31	1.34
1	AA	2249	U	C4-O4	5.71	1.28	1.23
1	BA	1308	A	C6-N1	-5.71	1.31	1.35
1	BA	527	C	N3-C4	-5.70	1.29	1.33
1	BA	2176	A	N9-C4	5.69	1.41	1.37
31	CA	1492	A	C5-C6	5.68	1.46	1.41
1	BA	1187	G	C6-O6	5.67	1.29	1.24
31	CA	1492	A	N7-C5	-5.67	1.35	1.39
1	AA	1914	C	N1-C2	5.61	1.45	1.40
1	BA	2424	C	N3-C4	-5.60	1.30	1.33
1	BA	1274	A	N9-C4	-5.59	1.34	1.37
1	BA	2590	A	N9-C4	-5.59	1.34	1.37
1	BA	2778	A	P-O5'	-5.59	1.54	1.59
31	CA	1492	A	N9-C8	5.57	1.42	1.37
1	BA	1785	A	N7-C5	-5.52	1.35	1.39
1	BA	1671	U	C4-O4	5.51	1.28	1.23
1	BA	559	G	C5-C4	-5.51	1.34	1.38
1	BA	1045	A	N3-C4	5.47	1.38	1.34
31	DA	1492	A	N1-C2	5.46	1.39	1.34
1	BA	210	C	N1-C6	-5.42	1.33	1.37
1	BA	1022	G	N9-C4	-5.42	1.33	1.38
1	BA	2451	A	C6-N1	-5.41	1.31	1.35
1	BA	2613	U	C2-N3	-5.39	1.33	1.37
1	BA	1142(A)	A	N3-C4	-5.37	1.31	1.34
1	AA	2790	A	N9-C4	5.37	1.41	1.37
31	CA	171	A	N9-C4	5.36	1.41	1.37
1	BA	735	A	N3-C4	-5.35	1.31	1.34
1	BA	1332	G	C2-N3	-5.32	1.28	1.32
1	BA	2576	G	C8-N7	-5.32	1.27	1.30
1	BA	531	C	N1-C6	-5.31	1.33	1.37
1	BA	192	C	N1-C6	-5.30	1.33	1.37
1	BA	2247	A	N9-C4	-5.27	1.34	1.37
1	BA	2685	G	C6-O6	5.27	1.28	1.24

Continued on next page...

Continued from previous page...

Mol	Chain	Res	Type	Atoms	Z	Observed(Å)	Ideal(Å)
1	BA	1779	U	N3-C4	-5.26	1.33	1.38
1	AA	1915	U	O3'-P	-5.26	1.54	1.61
1	BA	460	A	C6-N1	-5.26	1.31	1.35
1	BA	1257	C	N3-C4	-5.25	1.30	1.33
31	DA	1255	G	C6-N1	5.25	1.43	1.39
1	AA	227	A	N9-C4	5.25	1.41	1.37
1	BA	1913	A	N3-C4	-5.20	1.31	1.34
1	BA	1847	A	N9-C4	5.20	1.41	1.37
1	BA	2015	A	N7-C5	-5.19	1.36	1.39
1	BA	2873	A	N3-C4	-5.18	1.31	1.34
1	AA	1915	U	C3'-O3'	-5.17	1.34	1.42
1	BA	1308	A	N7-C5	-5.12	1.36	1.39
1	BA	469	G	C5-C4	-5.11	1.34	1.38
1	BA	2057	A	N3-C4	-5.11	1.31	1.34
1	BA	1333	C	N1-C6	-5.10	1.34	1.37
1	BA	2580	U	N1-C2	-5.10	1.33	1.38
1	BA	1256	G	N9-C8	-5.09	1.34	1.37
1	BA	71	A	N7-C5	-5.08	1.36	1.39
1	BA	1254	A	N3-C4	-5.07	1.31	1.34
1	BA	2497	A	P-O5'	-5.07	1.54	1.59
1	BA	1204	A	N9-C4	-5.04	1.34	1.37
1	BA	575	A	N7-C5	-5.04	1.36	1.39
1	BA	2311	A	N9-C4	5.04	1.40	1.37
16	BU	69	CYS	CB-SG	-5.03	1.73	1.81
1	BA	2451	A	N3-C4	-5.01	1.31	1.34

All (1892) bond angle outliers are listed below:

Mol	Chain	Res	Type	Atoms	Z	Observed(°)	Ideal(°)
31	DA	1492	A	C6-N1-C2	-28.45	101.53	118.60
31	DA	1492	A	C5-C6-N1	26.41	130.90	117.70
31	CA	1492	A	C8-N9-C4	-21.05	97.38	105.80
1	BA	1332	G	C2-N3-C4	-19.65	102.08	111.90
1	BA	1332	G	N3-C4-C5	17.99	137.59	128.60
1	AA	1913	A	C4-C5-C6	17.05	125.53	117.00
1	BA	1332	G	N3-C4-N9	-16.77	115.94	126.00
31	CA	1493	A	C8-N9-C4	15.82	112.13	105.80
1	BA	1779	U	C5-C6-N1	-14.96	115.22	122.70
31	CA	1492	A	N7-C8-N9	14.60	121.10	113.80
1	AA	1913	A	C6-N1-C2	-14.27	110.04	118.60
1	BA	2249	U	N3-C4-C5	-14.14	106.12	114.60
31	DA	1492	A	N3-C4-C5	-14.09	116.94	126.80

Continued on next page...

Continued from previous page...

Mol	Chain	Res	Type	Atoms	Z	Observed(°)	Ideal(°)
1	BA	2028	U	N3-C4-C5	-13.81	106.31	114.60
1	BA	1332	G	C5-N7-C8	-13.80	97.40	104.30
31	DA	1492	A	C8-N9-C4	-13.58	100.37	105.80
1	AA	1332	G	C2-N3-C4	-13.55	105.12	111.90
31	CA	1492	A	N3-C4-C5	-13.27	117.51	126.80
1	AA	1913	A	N3-C4-C5	-13.21	117.55	126.80
1	BA	330	A	C2-N3-C4	-13.06	104.07	110.60
31	DA	1492	A	N1-C2-N3	13.04	135.82	129.30
1	BA	1602	U	N3-C4-C5	-13.02	106.79	114.60
31	CA	1493	A	N9-C4-C5	-12.86	100.66	105.80
1	BA	450	G	C5-C6-N1	-12.42	105.29	111.50
1	BA	1021	A	C2-N3-C4	-12.36	104.42	110.60
49	CS	8	GLY	N-CA-C	12.03	143.18	113.10
1	BA	1142(A)	A	C2-N3-C4	-11.84	104.68	110.60
1	BA	450	G	C4-C5-N7	-11.78	106.09	110.80
31	DA	1493	A	C8-N9-C4	11.69	110.48	105.80
31	CA	1493	A	N3-C4-C5	11.61	134.93	126.80
31	DA	1030	C	N1-C2-O2	11.60	125.86	118.90
31	DA	1492	A	N7-C8-N9	11.59	119.60	113.80
1	BA	1187	G	C5-C6-N1	-11.38	105.81	111.50
1	BA	450	G	N9-C4-C5	11.15	109.86	105.40
1	AA	2685	G	C5-C6-N1	-11.11	105.95	111.50
49	DS	8	GLY	N-CA-C	11.11	140.87	113.10
1	BA	1915	U	C4'-C3'-C2'	-11.10	91.50	102.60
1	BA	141	A	C5-N7-C8	-11.03	98.39	103.90
1	BA	1332	G	N1-C6-O6	11.02	126.51	119.90
1	BA	528	A	C8-N9-C4	-11.02	101.39	105.80
1	AA	1779	U	C5-C6-N1	-10.94	117.23	122.70
1	BA	570	G	C4-C5-N7	-10.92	106.43	110.80
31	CA	1493	A	C6-N1-C2	10.90	125.14	118.60
1	AA	2137	C	C6-N1-C2	-10.68	116.03	120.30
31	CA	1126	U	N1-C2-O2	10.62	130.23	122.80
1	BA	2028	U	N3-C4-O4	10.57	126.80	119.40
1	AA	1332	G	N3-C4-N9	-10.56	119.66	126.00
1	BA	1671	U	N3-C4-O4	10.55	126.78	119.40
1	BA	676	A	C2-N3-C4	-10.53	105.33	110.60
1	BA	141	A	N7-C8-N9	10.49	119.04	113.80
1	BA	945	A	N1-C6-N6	10.47	124.88	118.60
1	AA	912	C	C6-N1-C2	-10.45	116.12	120.30
1	BA	566	U	C6-N1-C2	10.43	127.26	121.00
31	CA	1493	A	N1-C2-N3	-10.42	124.09	129.30
31	DA	1493	A	N9-C4-C5	-10.37	101.65	105.80

Continued on next page...

Continued from previous page...

Mol	Chain	Res	Type	Atoms	Z	Observed(°)	Ideal(°)
1	BA	1828	G	C5-C6-O6	10.35	134.81	128.60
31	CA	1492	A	C6-N1-C2	-10.34	112.40	118.60
1	BA	2685	G	C5-C6-N1	-10.32	106.34	111.50
1	BA	2685	G	N3-C2-N2	-10.31	112.69	119.90
2	AB	30	C	C6-N1-C2	-10.29	116.18	120.30
1	BA	71	A	C5-N7-C8	-10.29	98.76	103.90
1	BA	1332	G	N3-C2-N2	-10.26	112.72	119.90
1	AA	1913	A	N1-C2-N3	10.24	134.42	129.30
1	BA	2249	U	C6-N1-C2	-10.22	114.87	121.00
1	BA	2544	G	N1-C6-O6	10.20	126.02	119.90
1	BA	456	C	C6-N1-C2	10.12	124.35	120.30
1	BA	570	G	C5-C6-O6	10.12	134.67	128.60
1	AA	1913	A	N3-C4-N9	10.07	135.46	127.40
1	BA	298	G	C5-N7-C8	-10.07	99.26	104.30
1	AA	2828	C	C6-N1-C2	10.05	124.32	120.30
1	BA	141	A	N1-C6-N6	10.01	124.61	118.60
1	BA	1332	G	N7-C8-N9	9.98	118.09	113.10
1	AA	528	A	C2-N3-C4	-9.97	105.62	110.60
1	AA	1332	G	N3-C4-C5	9.92	133.56	128.60
1	BA	568	U	N3-C4-C5	-9.91	108.65	114.60
1	BA	450	G	N3-C2-N2	-9.89	112.98	119.90
31	DA	899	C	C6-N1-C2	9.86	124.25	120.30
1	BA	528	A	N7-C8-N9	9.85	118.73	113.80
1	BA	528	A	C5-N7-C8	-9.83	98.99	103.90
1	AA	1963	U	C2-N1-C1'	9.78	129.44	117.70
1	AA	676	A	N7-C8-N9	9.73	118.67	113.80
31	DA	1492	A	N1-C6-N6	-9.72	112.77	118.60
1	BA	1210	A	N1-C6-N6	9.72	124.43	118.60
1	BA	856	C	C6-N1-C2	-9.71	116.41	120.30
31	CA	1492	A	C5-N7-C8	-9.70	99.05	103.90
31	DA	1492	A	N3-C4-N9	9.68	135.15	127.40
31	DA	1492	A	C5-N7-C8	-9.61	99.10	103.90
31	CA	1126	U	N3-C2-O2	-9.60	115.48	122.20
1	AA	1698	A	C2-N3-C4	-9.59	105.81	110.60
31	DA	1492	A	C4-N9-C1'	9.57	143.53	126.30
1	BA	1142(A)	A	N3-C4-C5	9.53	133.47	126.80
1	BA	450	G	C8-N9-C4	-9.51	102.59	106.40
1	BA	298	G	C4-C5-N7	9.44	114.57	110.80
1	BA	945	A	C5-N7-C8	-9.40	99.20	103.90
1	BA	12	U	N3-C2-O2	-9.39	115.63	122.20
1	BA	179	G	N1-C6-O6	9.38	125.53	119.90
1	BA	528	A	C2-N3-C4	-9.37	105.91	110.60

Continued on next page...

Continued from previous page...

Mol	Chain	Res	Type	Atoms	Z	Observed(°)	Ideal(°)
1	AA	1022	G	N3-C2-N2	-9.34	113.36	119.90
1	AA	1840	G	N1-C6-O6	9.33	125.50	119.90
1	BA	1671	U	N3-C4-C5	-9.30	109.02	114.60
1	AA	1913	A	C6-C5-N7	-9.29	125.80	132.30
1	AA	1828	G	C4-C5-N7	-9.26	107.10	110.80
31	CA	992	U	C2-N1-C1'	9.23	128.77	117.70
31	DA	1492	A	C5-C6-N6	-9.22	116.33	123.70
1	AA	450	G	C5-C6-N1	-9.17	106.92	111.50
1	BA	1332	G	C4-C5-N7	9.16	114.46	110.80
1	AA	2439	A	N1-C6-N6	9.11	124.07	118.60
1	BA	676	A	C5-N7-C8	-9.08	99.36	103.90
1	BA	652(H)	C	C5-C6-N1	9.07	125.53	121.00
1	BA	1187	G	N3-C2-N2	-9.06	113.56	119.90
1	AA	12	U	N1-C2-O2	9.05	129.14	122.80
1	BA	2137	C	C6-N1-C2	-9.03	116.69	120.30
1	BA	933	A	C5-N7-C8	-9.01	99.39	103.90
1	AA	2447	G	N1-C6-O6	8.99	125.30	119.90
31	CA	839	U	N1-C2-O2	8.97	129.08	122.80
1	BA	587	C	C6-N1-C2	-8.96	116.72	120.30
1	BA	1779	U	C2-N1-C1'	-8.95	106.97	117.70
1	BA	271(M)	G	N3-C4-N9	8.91	131.34	126.00
1	AA	1828	G	C5-C6-O6	8.90	133.94	128.60
1	AA	1210	A	N7-C8-N9	8.86	118.23	113.80
1	AA	1828	G	N9-C4-C5	8.86	108.94	105.40
31	DA	992	U	C2-N1-C1'	8.82	128.28	117.70
1	AA	330	A	C2-N3-C4	-8.79	106.20	110.60
31	CA	839	U	N3-C2-O2	-8.79	116.05	122.20
1	BA	1203	G	C5-C6-O6	8.78	133.87	128.60
31	CA	1492	A	C5-C6-N1	8.76	122.08	117.70
31	DA	839	U	N3-C2-O2	-8.74	116.08	122.20
1	BA	2489	G	N1-C6-O6	8.72	125.13	119.90
31	CA	1492	A	C6-C5-N7	-8.71	126.20	132.30
1	AA	2473	U	N1-C2-O2	8.66	128.86	122.80
1	BA	528	A	N1-C2-N3	8.66	133.63	129.30
1	BA	659	C	C6-N1-C2	8.66	123.76	120.30
1	BA	1372	U	C5-C6-N1	8.65	127.03	122.70
1	BA	1204	A	C2-N3-C4	-8.62	106.29	110.60
1	AA	2293	C	C6-N1-C2	8.62	123.75	120.30
1	BA	141	A	C6-C5-N7	-8.59	126.28	132.30
1	AA	1142(A)	A	C2-N3-C4	-8.59	106.30	110.60
1	AA	2685	G	N3-C4-N9	-8.59	120.85	126.00
1	BA	208	C	C6-N1-C2	8.57	123.73	120.30

Continued on next page...

Continued from previous page...

Mol	Chain	Res	Type	Atoms	Z	Observed(°)	Ideal(°)
1	BA	570	G	N9-C4-C5	8.56	108.83	105.40
1	AA	201	C	C6-N1-C2	8.56	123.72	120.30
1	BA	1256	G	C8-N9-C1'	-8.56	115.88	127.00
31	CA	1017	G	C5-C6-O6	8.54	133.72	128.60
1	BA	1779	U	C4-C5-C6	8.52	124.81	119.70
31	CA	1502	A	N1-C2-N3	8.52	133.56	129.30
1	AA	893	C	C2-N1-C1'	8.51	128.16	118.80
31	DA	1030	C	C2-N3-C4	8.51	124.16	119.90
1	BA	1699	G	N9-C4-C5	8.51	108.80	105.40
31	CA	1027	C	C5-C4-N4	8.49	126.14	120.20
1	BA	2032	G	C5-N7-C8	-8.48	100.06	104.30
1	BA	271(M)	G	N3-C4-C5	-8.47	124.36	128.60
1	BA	456	C	N3-C2-O2	8.46	127.82	121.90
1	BA	893	C	C2-N1-C1'	8.46	128.11	118.80
1	BA	1784	A	N7-C8-N9	-8.46	109.57	113.80
31	DA	1282	C	C2-N1-C1'	8.45	128.10	118.80
1	AA	618	C	C6-N1-C2	8.40	123.66	120.30
1	AA	2218	U	C2-N1-C1'	8.39	127.77	117.70
34	DD	12	CYS	CA-CB-SG	8.39	129.10	114.00
31	DA	1030	C	C5-C6-N1	8.37	125.19	121.00
1	BA	734	A	N1-C6-N6	8.35	123.61	118.60
31	CA	1492	A	N3-C4-N9	8.34	134.07	127.40
1	BA	1313	U	C2-N1-C1'	8.34	127.70	117.70
31	DA	1492	A	C6-C5-N7	-8.32	126.47	132.30
1	AA	2619	C	C6-N1-C2	8.32	123.63	120.30
1	BA	2206	G	C4-N9-C1'	-8.32	115.69	126.50
1	AA	1210	A	C8-N9-C4	-8.29	102.48	105.80
1	AA	2061	G	N1-C6-O6	8.27	124.86	119.90
1	AA	12	U	N3-C2-O2	-8.26	116.42	122.20
1	BA	2286	A	N1-C6-N6	8.26	123.56	118.60
1	AA	1914	C	N1-C2-O2	8.26	123.85	118.90
1	BA	673	C	N1-C2-O2	8.25	123.85	118.90
1	BA	71	A	C2-N3-C4	-8.24	106.48	110.60
31	DA	299	G	C5-C6-N1	-8.24	107.38	111.50
1	AA	676	A	C5-N7-C8	-8.23	99.78	103.90
31	CA	1524	C	C6-N1-C2	8.21	123.58	120.30
1	BA	2685	G	N9-C4-C5	8.19	108.68	105.40
1	AA	676	A	C8-N9-C4	-8.18	102.53	105.80
1	AA	1210	A	C5-N7-C8	-8.18	99.81	103.90
1	AA	2866	U	C2-N1-C1'	8.16	127.49	117.70
1	AA	2131	G	N7-C8-N9	8.15	117.18	113.10
49	DS	7	LYS	CB-CA-C	8.14	126.68	110.40

Continued on next page...

Continued from previous page...

Mol	Chain	Res	Type	Atoms	Z	Observed(°)	Ideal(°)
1	BA	2544	G	C5-C6-O6	-8.12	123.72	128.60
1	AA	1332	G	N1-C2-N3	8.12	128.77	123.90
31	DA	1493	A	C8-N9-C1'	-8.12	113.09	127.70
1	BA	1049	C	C6-N1-C2	-8.09	117.06	120.30
1	BA	330	A	N3-C4-C5	8.08	132.46	126.80
1	BA	945	A	C6-C5-N7	-8.06	126.66	132.30
1	BA	570	G	C5-C6-N1	-8.05	107.47	111.50
1	AA	179	G	N1-C6-O6	8.05	124.73	119.90
1	BA	141	A	C4-C5-N7	8.02	114.71	110.70
1	BA	798	G	C8-N9-C4	8.02	109.61	106.40
1	AA	1021	A	C2-N3-C4	-8.02	106.59	110.60
1	AA	2137	C	N3-C2-O2	-8.02	116.29	121.90
2	AB	115	G	C8-N9-C4	8.01	109.61	106.40
1	BA	945	A	C4-C5-N7	8.00	114.70	110.70
1	AA	645	C	N1-C2-O2	7.99	123.70	118.90
31	DA	1030(B)	C	C2-N1-C1'	7.98	127.58	118.80
31	CA	1493	A	C4-C5-C6	-7.98	113.01	117.00
1	AA	2206	G	N3-C4-C5	7.98	132.59	128.60
1	AA	450	G	N3-C2-N2	-7.97	114.32	119.90
1	AA	1109	C	C4-C5-C6	7.96	121.38	117.40
1	BA	2022	U	C5-C4-O4	-7.96	121.12	125.90
1	BA	566	U	N1-C2-N3	-7.96	110.13	114.90
1	AA	208	C	C6-N1-C2	7.94	123.48	120.30
1	AA	1022	G	N3-C4-N9	-7.94	121.24	126.00
31	CA	1149	C	C2-N3-C4	7.94	123.87	119.90
1	BA	1142(A)	A	N3-C4-N9	-7.94	121.05	127.40
1	BA	1021	A	N1-C2-N3	7.93	133.26	129.30
1	AA	2249	U	N3-C4-C5	-7.92	109.85	114.60
1	BA	14	A	C8-N9-C4	7.92	108.97	105.80
1	AA	2685	G	N3-C2-N2	-7.92	114.36	119.90
1	BA	2419	U	N3-C4-C5	-7.91	109.86	114.60
1	BA	2419	U	N3-C4-O4	7.91	124.94	119.40
1	BA	676	A	N1-C2-N3	7.89	133.25	129.30
1	BA	2473	U	N3-C2-O2	-7.88	116.68	122.20
1	BA	676	A	N7-C8-N9	7.88	117.74	113.80
31	CA	1492	A	C2-N3-C4	7.88	114.54	110.60
1	BA	1332	G	C5-C6-N1	-7.87	107.56	111.50
1	BA	1784	A	C8-N9-C4	7.87	108.95	105.80
1	AA	915	C	C6-N1-C2	-7.87	117.15	120.30
1	BA	71	A	N7-C8-N9	7.85	117.73	113.80
1	BA	2249	U	C4-C5-C6	7.85	124.41	119.70
1	AA	1882	C	C2-N1-C1'	7.85	127.44	118.80

Continued on next page...

Continued from previous page...

Mol	Chain	Res	Type	Atoms	Z	Observed(°)	Ideal(°)
31	CA	1126	U	C2-N1-C1'	7.85	127.12	117.70
1	BA	2249	U	N3-C4-O4	7.85	124.89	119.40
31	DA	1126	U	C2-N1-C1'	7.84	127.11	117.70
31	DA	76	C	N1-C2-O2	7.83	123.60	118.90
1	BA	893	C	C6-N1-C1'	-7.83	111.40	120.80
1	BA	1210	A	C5-N7-C8	-7.83	99.99	103.90
1	BA	1963	U	C2-N1-C1'	7.83	127.09	117.70
1	AA	915	C	N3-C2-O2	-7.82	116.42	121.90
31	CA	1492	A	C4-C5-C6	7.82	120.91	117.00
1	AA	1698	A	C5-N7-C8	-7.81	99.99	103.90
1	BA	1913	A	O4'-C1'-N9	-7.81	101.95	108.20
31	CA	1034	G	C5-C6-O6	7.80	133.28	128.60
1	BA	204	A	C6-N1-C2	-7.80	113.92	118.60
1	BA	298	G	N7-C8-N9	7.79	117.00	113.10
1	BA	749	C	C6-N1-C2	7.79	123.42	120.30
1	AA	840	C	C6-N1-C2	7.79	123.42	120.30
1	BA	2287	A	C2-N3-C4	-7.78	106.71	110.60
1	BA	1791	A	N1-C6-N6	7.77	123.26	118.60
1	BA	885	C	N1-C2-O2	7.76	123.56	118.90
1	BA	1256	G	C4-N9-C1'	7.76	136.59	126.50
1	AA	2200	C	C2-N1-C1'	7.76	127.33	118.80
1	BA	139(A)	G	N7-C8-N9	7.74	116.97	113.10
1	BA	71	A	C4-C5-N7	7.73	114.56	110.70
1	AA	528	A	N3-C4-N9	-7.72	121.22	127.40
31	CA	992	U	N1-C2-O2	7.72	128.20	122.80
1	BA	2419	U	C6-N1-C2	-7.71	116.37	121.00
1	BA	2489	G	C5-C6-O6	-7.71	123.98	128.60
1	BA	2028	U	C6-N1-C2	-7.70	116.38	121.00
31	CA	1037	C	C5-C6-N1	7.68	124.84	121.00
1	BA	2785	C	C6-N1-C2	-7.68	117.23	120.30
31	DA	992	U	N1-C2-O2	7.67	128.17	122.80
1	BA	1022	G	N3-C2-N2	-7.67	114.53	119.90
1	AA	530	G	N1-C6-O6	-7.66	115.30	119.90
1	AA	1333	C	C2-N1-C1'	7.66	127.23	118.80
1	BA	2473	U	N1-C2-O2	7.63	128.14	122.80
1	AA	2439	A	C6-C5-N7	-7.62	126.96	132.30
1	BA	60	G	N9-C4-C5	-7.62	102.35	105.40
1	BA	139(A)	G	C8-N9-C4	-7.59	103.36	106.40
31	DA	839	U	C2-N1-C1'	7.59	126.81	117.70
31	DA	1492	A	C4-C5-C6	7.56	120.78	117.00
1	AA	2791	C	C6-N1-C2	-7.56	117.28	120.30
1	AA	570	G	C5-C6-N1	-7.55	107.72	111.50

Continued on next page...

Continued from previous page...

Mol	Chain	Res	Type	Atoms	Z	Observed(°)	Ideal(°)
1	AA	792	G	N3-C4-N9	7.54	130.53	126.00
1	BA	124	G	C8-N9-C4	7.54	109.42	106.40
1	BA	933	A	C4-C5-N7	7.53	114.46	110.70
1	BA	141	A	C8-N9-C4	-7.52	102.79	105.80
31	DA	1126	U	N1-C2-O2	7.52	128.06	122.80
1	BA	2249	U	C2-N3-C4	7.51	131.50	127.00
1	BA	2028	U	C2-N3-C4	7.49	131.50	127.00
1	BA	1784	A	C5-N7-C8	7.49	107.65	103.90
1	AA	1328	G	N3-C4-N9	7.48	130.49	126.00
1	BA	12	U	N1-C2-O2	7.48	128.04	122.80
1	BA	452	G	N3-C4-C5	-7.46	124.87	128.60
1	AA	652(S)	C	N1-C2-O2	7.46	123.38	118.90
1	AA	1493	C	C2-N1-C1'	7.46	127.01	118.80
1	BA	1383	C	N3-C2-O2	7.46	127.12	121.90
1	AA	1022	G	N9-C4-C5	7.46	108.38	105.40
1	AA	2361	A	N9-C4-C5	-7.45	102.82	105.80
1	AA	1333	C	C6-N1-C1'	-7.45	111.86	120.80
31	DA	96	U	N1-C2-O2	7.45	128.01	122.80
1	BA	1698	A	C2-N3-C4	-7.43	106.88	110.60
1	BA	2134	A	N1-C6-N6	-7.43	114.14	118.60
1	BA	2685	G	C4-C5-N7	-7.43	107.83	110.80
31	DA	1027	C	C5-C4-N4	7.43	125.40	120.20
1	BA	2589	A	C8-N9-C4	7.42	108.77	105.80
1	AA	208	C	N3-C4-C5	7.42	124.87	121.90
31	DA	1493	A	N3-C4-N9	7.41	133.33	127.40
1	AA	2473	U	N3-C2-O2	-7.40	117.02	122.20
1	AA	2061	G	C8-N9-C4	7.37	109.35	106.40
1	BA	1263	U	C2-N1-C1'	7.37	126.55	117.70
31	CA	1149	C	N1-C2-O2	7.37	123.32	118.90
1	AA	1840	G	C6-C5-N7	-7.36	125.99	130.40
1	AA	1913	A	C5-N7-C8	7.35	107.57	103.90
31	DA	1149	C	C6-N1-C2	-7.35	117.36	120.30
1	AA	565	C	C6-N1-C2	7.34	123.24	120.30
1	BA	409	C	C6-N1-C2	7.34	123.24	120.30
1	BA	318	C	C6-N1-C2	-7.34	117.36	120.30
34	DD	31	CYS	CA-CB-SG	-7.33	100.80	114.00
1	BA	1332	G	N1-C2-N3	7.33	128.29	123.90
1	BA	613	G	C5-C6-O6	-7.32	124.21	128.60
31	CA	1091	U	N3-C2-O2	-7.32	117.07	122.20
1	AA	2473	U	C2-N1-C1'	7.32	126.49	117.70
1	AA	2218	U	C6-N1-C1'	-7.32	110.95	121.20
1	AA	2447	G	C5-C6-O6	-7.30	124.22	128.60

Continued on next page...

Continued from previous page...

Mol	Chain	Res	Type	Atoms	Z	Observed(°)	Ideal(°)
4	BE	127	ASP	CB-CG-OD1	-7.30	111.73	118.30
31	DA	1282	C	N3-C2-O2	-7.30	116.79	121.90
1	AA	1671	U	N3-C4-O4	7.29	124.50	119.40
1	BA	2447	G	N1-C6-O6	7.28	124.27	119.90
1	AA	1049	C	C6-N1-C2	-7.28	117.39	120.30
1	AA	1266	G	C8-N9-C4	7.28	109.31	106.40
1	AA	1828	G	C8-N9-C4	-7.28	103.49	106.40
1	BA	1982	C	C6-N1-C2	-7.27	117.39	120.30
31	CA	1087	G	N3-C4-C5	-7.27	124.96	128.60
1	AA	885	C	N1-C2-O2	7.26	123.26	118.90
1	BA	1772	G	N1-C6-O6	-7.26	115.54	119.90
31	DA	736	C	C5-C6-N1	7.26	124.63	121.00
1	AA	733	G	N3-C4-C5	7.26	132.23	128.60
1	BA	2447	G	C5-C6-O6	-7.26	124.25	128.60
31	CA	1165	C	C6-N1-C2	-7.26	117.40	120.30
31	DA	1282	C	N1-C2-O2	7.25	123.25	118.90
1	AA	1974	C	C6-N1-C2	7.24	123.20	120.30
1	AA	566	U	C6-N1-C2	7.23	125.34	121.00
31	DA	530	G	C4-N9-C1'	7.23	135.90	126.50
1	BA	933	A	N7-C8-N9	7.22	117.41	113.80
1	BA	90	U	C5-C6-N1	7.22	126.31	122.70
1	BA	1602	U	C4-C5-C6	7.22	124.03	119.70
1	BA	1699	G	C5-C6-O6	7.22	132.93	128.60
1	BA	2183	C	C2-N3-C4	7.21	123.51	119.90
31	DA	93	G	N3-C4-N9	7.21	130.33	126.00
3	BD	239	ARG	N-CA-C	-7.20	91.55	111.00
34	DD	12	CYS	N-CA-C	-7.20	91.56	111.00
1	AA	196	A	N1-C6-N6	7.20	122.92	118.60
1	AA	203	C	N3-C4-C5	7.19	124.78	121.90
31	CA	1493	A	C5-C6-N1	-7.19	114.11	117.70
1	BA	2036	C	C6-N1-C2	-7.18	117.43	120.30
1	AA	652(H)	C	C5-C6-N1	7.17	124.59	121.00
1	BA	1231	G	N3-C4-C5	7.17	132.18	128.60
1	AA	2035	G	C4-N9-C1'	-7.16	117.19	126.50
1	BA	1699	G	C4-C5-N7	-7.16	107.94	110.80
31	DA	1492	A	C8-N9-C1'	-7.15	114.83	127.70
1	BA	2218	U	C2-N1-C1'	7.14	126.27	117.70
1	BA	847	U	C2-N1-C1'	-7.13	109.14	117.70
1	BA	2894	G	C6-C5-N7	-7.13	126.12	130.40
1	BA	723	G	N3-C4-N9	7.13	130.28	126.00
1	BA	1142(A)	A	C5-C6-N1	-7.13	114.14	117.70
1	BA	1656	C	N3-C4-C5	-7.12	119.05	121.90

Continued on next page...

Continued from previous page...

Mol	Chain	Res	Type	Atoms	Z	Observed(°)	Ideal(°)
1	BA	2206	G	C8-N9-C1'	7.12	136.25	127.00
1	BA	512	G	N3-C4-C5	7.11	132.16	128.60
31	CA	1017	G	C6-N1-C2	7.10	129.36	125.10
1	BA	71	A	N1-C6-N6	7.10	122.86	118.60
1	BA	1951	U	N3-C4-C5	-7.10	110.34	114.60
31	DA	1123	A	N1-C6-N6	-7.10	114.34	118.60
1	BA	645	C	N1-C2-O2	7.09	123.16	118.90
1	AA	2828	C	C5-C6-N1	-7.08	117.46	121.00
1	AA	1204	A	N1-C6-N6	7.08	122.85	118.60
1	BA	1506	C	C6-N1-C2	-7.07	117.47	120.30
1	BA	546	C	N1-C2-O2	7.07	123.14	118.90
1	BA	2104	G	C5-C6-O6	7.07	132.84	128.60
31	CA	839	U	C2-N1-C1'	7.06	126.17	117.70
1	BA	1332	G	C8-N9-C4	-7.06	103.58	106.40
1	BA	1290	C	N3-C4-C5	-7.05	119.08	121.90
31	DA	1397	C	C2-N1-C1'	7.05	126.56	118.80
1	BA	1324	G	N1-C6-O6	7.05	124.13	119.90
2	BB	36	C	C6-N1-C2	-7.05	117.48	120.30
1	AA	1123	C	C6-N1-C2	7.05	123.12	120.30
1	AA	1531	C	C2-N1-C1'	7.04	126.55	118.80
1	BA	2028	U	C5-C6-N1	7.04	126.22	122.70
1	BA	2473	U	C2-N1-C1'	7.04	126.15	117.70
1	BA	1225	G	N3-C4-N9	-7.04	121.78	126.00
1	AA	92	A	C8-N9-C4	-7.03	102.99	105.80
1	BA	587	C	C5-C6-N1	7.03	124.52	121.00
1	AA	528	A	N3-C4-C5	7.03	131.72	126.80
1	AA	1187	G	C8-N9-C4	-7.03	103.59	106.40
1	BA	1326	U	C5-C6-N1	-7.03	119.18	122.70
1	AA	1986	A	C8-N9-C4	7.03	108.61	105.80
1	BA	2251	G	N3-C4-N9	7.03	130.22	126.00
1	BA	1047	G	N3-C4-N9	7.01	130.21	126.00
1	BA	500	G	N9-C4-C5	7.01	108.20	105.40
1	BA	652(S)	C	N1-C2-O2	7.01	123.10	118.90
31	CA	1124	G	C5-C6-O6	7.00	132.80	128.60
1	AA	139(A)	G	C4-C5-N7	7.00	113.60	110.80
1	BA	1613	G	C5-C6-O6	6.99	132.79	128.60
1	BA	1359	A	N1-C2-N3	-6.99	125.81	129.30
31	DA	117	G	N3-C4-N9	6.99	130.19	126.00
1	AA	530	G	N9-C4-C5	6.98	108.19	105.40
1	AA	2241	A	C8-N9-C4	6.98	108.59	105.80
1	BA	330	A	N1-C2-N3	6.98	132.79	129.30
1	BA	2685	G	C8-N9-C4	-6.98	103.61	106.40

Continued on next page...

Continued from previous page...

Mol	Chain	Res	Type	Atoms	Z	Observed(°)	Ideal(°)
1	AA	450	G	C4-C5-C6	6.97	122.98	118.80
1	AA	2361	A	N1-C6-N6	6.97	122.78	118.60
31	DA	96	U	N3-C2-O2	-6.97	117.32	122.20
1	AA	450	G	C4-C5-N7	-6.96	108.02	110.80
1	AA	298	G	N1-C6-O6	6.96	124.07	119.90
31	DA	839	U	N1-C2-O2	6.96	127.67	122.80
1	AA	928	G	N1-C6-O6	6.96	124.07	119.90
1	AA	1963	U	C6-N1-C1'	-6.95	111.48	121.20
1	BA	1827	C	N3-C2-O2	-6.95	117.04	121.90
1	BA	1210	A	C4-C5-N7	6.94	114.17	110.70
1	AA	141	A	N1-C6-N6	6.94	122.76	118.60
1	BA	1021	A	C5-C6-N1	-6.93	114.23	117.70
1	BA	1602	U	C6-N1-C2	-6.93	116.84	121.00
1	BA	2286	A	C6-C5-N7	-6.93	127.45	132.30
31	DA	1397	C	C6-N1-C2	-6.93	117.53	120.30
1	BA	1617	C	N1-C2-O2	-6.93	114.74	118.90
31	CA	1030(B)	C	C2-N1-C1'	6.93	126.42	118.80
1	AA	570	G	C4-C5-C6	6.92	122.95	118.80
2	AB	104	U	C6-N1-C2	6.92	125.15	121.00
1	BA	2591	C	C6-N1-C2	-6.92	117.53	120.30
31	CA	460	G	N7-C8-N9	6.91	116.56	113.10
1	AA	92	A	N7-C8-N9	6.90	117.25	113.80
31	DA	992	U	N3-C2-O2	-6.90	117.37	122.20
31	CA	226	G	C8-N9-C4	6.89	109.16	106.40
1	BA	90	U	N1-C2-N3	-6.88	110.77	114.90
1	AA	526	A	C8-N9-C4	-6.88	103.05	105.80
1	BA	12	U	C2-N1-C1'	6.88	125.95	117.70
1	AA	530	G	C8-N9-C4	-6.87	103.65	106.40
1	AA	893	C	C6-N1-C1'	-6.87	112.55	120.80
1	BA	2286	A	C5-N7-C8	-6.87	100.46	103.90
1	AA	568	U	N3-C4-C5	-6.87	110.48	114.60
1	AA	566	U	N3-C4-C5	6.87	118.72	114.60
1	BA	570	G	C5-N7-C8	6.87	107.73	104.30
1	BA	199	A	C8-N9-C4	6.86	108.54	105.80
1	BA	2544	G	C6-C5-N7	-6.86	126.28	130.40
1	AA	2104	G	C4-N9-C1'	6.86	135.41	126.50
1	BA	568	U	N3-C4-O4	6.85	124.20	119.40
31	CA	896	C	C6-N1-C2	6.85	123.04	120.30
1	BA	333	G	C4-N9-C1'	6.84	135.39	126.50
1	BA	2193	G	C5-C6-O6	-6.84	124.50	128.60
31	DA	117	G	C6-C5-N7	-6.84	126.30	130.40
1	AA	1698	A	N1-C6-N6	6.83	122.70	118.60

Continued on next page...

Continued from previous page...

Mol	Chain	Res	Type	Atoms	Z	Observed(°)	Ideal(°)
1	BA	613	G	N1-C6-O6	6.83	124.00	119.90
1	AA	2104	G	C5-C6-O6	6.82	132.69	128.60
1	AA	2685	G	N9-C4-C5	6.82	108.13	105.40
1	AA	12	U	C2-N1-C1'	6.82	125.89	117.70
1	BA	298	G	N1-C6-O6	6.82	123.99	119.90
1	BA	2441	C	N3-C2-O2	-6.82	117.13	121.90
31	DA	1400	C	C6-N1-C2	6.82	123.03	120.30
1	BA	761	A	C5-N7-C8	-6.82	100.49	103.90
1	BA	2318	G	N7-C8-N9	6.81	116.51	113.10
1	AA	1602	U	N3-C4-C5	-6.81	110.51	114.60
31	DA	1028	C	C5-C6-N1	6.81	124.41	121.00
31	DA	150	C	C5-C6-N1	6.81	124.41	121.00
1	BA	2059	A	C8-N9-C4	6.81	108.52	105.80
1	BA	71	A	C6-C5-N7	-6.79	127.54	132.30
31	CA	1030	C	N1-C2-O2	6.79	122.98	118.90
1	AA	528	A	C5-N7-C8	-6.79	100.50	103.90
2	AB	64	C	C6-N1-C2	6.79	123.02	120.30
1	BA	500	G	C4-C5-N7	-6.78	108.09	110.80
1	BA	1210	A	C6-C5-N7	-6.77	127.56	132.30
1	AA	114	U	C2-N1-C1'	6.77	125.83	117.70
1	BA	546	C	C2-N1-C1'	6.77	126.24	118.80
1	BA	141	A	C5-C6-N6	-6.76	118.29	123.70
31	CA	1029	C	C2-N1-C1'	-6.76	111.36	118.80
1	AA	1382	G	N3-C4-C5	6.75	131.98	128.60
1	AA	1131	G	C4-N9-C1'	-6.74	117.74	126.50
1	AA	1899	G	N3-C2-N2	-6.74	115.18	119.90
1	BA	2056	G	N3-C2-N2	-6.74	115.18	119.90
1	BA	2590	A	C8-N9-C4	6.73	108.49	105.80
1	BA	2105	C	C6-N1-C2	-6.73	117.61	120.30
1	BA	2700	C	C6-N1-C2	6.73	122.99	120.30
1	BA	2505	G	C5-C6-O6	6.72	132.63	128.60
31	CA	1087	G	C8-N9-C4	-6.72	103.71	106.40
1	AA	2137	C	C2-N1-C1'	6.72	126.19	118.80
1	AA	1913	A	C8-N9-C4	-6.71	103.12	105.80
1	AA	2891	G	C5-C6-O6	-6.71	124.58	128.60
1	AA	1210	A	N1-C6-N6	6.70	122.62	118.60
1	AA	566	U	C5-C6-N1	-6.70	119.35	122.70
1	BA	2299	G	N3-C4-N9	-6.70	121.98	126.00
1	BA	1263	U	C6-N1-C1'	-6.70	111.82	121.20
1	BA	681	G	C8-N9-C4	6.69	109.08	106.40
1	AA	1914	C	C4-C5-C6	6.69	120.75	117.40
1	AA	1109	C	N3-C4-C5	-6.69	119.22	121.90

Continued on next page...

Continued from previous page...

Mol	Chain	Res	Type	Atoms	Z	Observed(°)	Ideal(°)
1	AA	2035	G	C8-N9-C1'	6.68	135.69	127.00
1	BA	2053	G	C5-C6-O6	-6.68	124.59	128.60
1	BA	1298	C	N1-C2-O2	6.68	122.91	118.90
1	BA	1638	C	C6-N1-C2	6.68	122.97	120.30
1	AA	2606	C	C6-N1-C2	6.68	122.97	120.30
1	AA	1602	U	N3-C4-O4	6.67	124.07	119.40
1	AA	2822	G	C8-N9-C4	6.67	109.07	106.40
1	BA	2056	G	C5-C6-O6	-6.67	124.60	128.60
1	BA	271(M)	G	C4-N9-C1'	6.66	135.16	126.50
1	AA	761	A	C5-N7-C8	-6.66	100.57	103.90
1	BA	2489	G	N9-C4-C5	-6.66	102.74	105.40
31	DA	438	G	N3-C4-C5	-6.66	125.27	128.60
1	BA	645	C	N3-C2-O2	-6.66	117.24	121.90
1	BA	2185	C	C2-N3-C4	6.66	123.23	119.90
1	AA	1204	A	C5-N7-C8	-6.65	100.57	103.90
1	AA	1698	A	C4-C5-N7	6.65	114.03	110.70
1	AA	2597	G	C8-N9-C4	6.65	109.06	106.40
31	DA	1030	C	N3-C2-O2	-6.64	117.25	121.90
1	BA	1022	G	N3-C4-N9	-6.64	122.02	126.00
1	BA	1840	G	N1-C6-O6	6.64	123.88	119.90
1	BA	180	G	N3-C4-N9	-6.63	122.02	126.00
1	BA	456	C	N1-C2-O2	-6.63	114.92	118.90
1	BA	1915	U	O4'-C1'-N1	6.63	113.50	108.20
2	BB	5	C	C6-N1-C2	6.63	122.95	120.30
31	CA	299	G	C5-C6-N1	-6.62	108.19	111.50
1	AA	1107	G	C4-N9-C1'	6.62	135.10	126.50
1	BA	1979	C	C6-N1-C2	-6.62	117.65	120.30
1	AA	1332	G	C5-N7-C8	-6.62	100.99	104.30
1	AA	2035	G	N3-C4-N9	-6.62	122.03	126.00
1	AA	1045	A	C2-N3-C4	6.61	113.91	110.60
31	CA	190	U	C5-C6-N1	6.61	126.01	122.70
1	BA	109	G	C5-C6-O6	6.61	132.57	128.60
1	AA	271(M)	G	N3-C4-N9	6.61	129.96	126.00
1	AA	645	C	C2-N1-C1'	6.60	126.06	118.80
31	CA	442	C	C5-C6-N1	6.60	124.30	121.00
31	DA	1126	U	N3-C2-O2	-6.60	117.58	122.20
1	BA	204	A	C5-C6-N1	6.60	121.00	117.70
1	AA	2137	C	N1-C2-O2	6.60	122.86	118.90
1	BA	2689	U	C2-N3-C4	-6.60	123.04	127.00
1	BA	614	U	N3-C2-O2	-6.59	117.58	122.20
1	AA	2439	A	C4-C5-N7	6.59	113.99	110.70
1	BA	60	G	C4-C5-N7	6.59	113.43	110.80

Continued on next page...

Continued from previous page...

Mol	Chain	Res	Type	Atoms	Z	Observed(°)	Ideal(°)
1	AA	113	G	N3-C4-C5	6.58	131.89	128.60
1	BA	878	A	C8-N9-C4	-6.58	103.17	105.80
1	AA	512	G	N1-C6-O6	-6.58	115.95	119.90
1	AA	2131	G	C8-N9-C4	-6.58	103.77	106.40
1	BA	139(A)	G	C5-N7-C8	-6.58	101.01	104.30
1	BA	1827	C	C6-N1-C2	-6.58	117.67	120.30
2	BB	1	U	N1-C2-O2	6.57	127.40	122.80
1	AA	736	C	C6-N1-C2	6.57	122.93	120.30
31	CA	96	U	N3-C2-O2	-6.57	117.61	122.20
1	AA	34	C	N3-C4-C5	-6.56	119.27	121.90
1	BA	435	C	N1-C2-O2	6.55	122.83	118.90
31	CA	76	C	C2-N1-C1'	6.55	126.01	118.80
1	AA	2497	A	N9-C4-C5	-6.55	103.18	105.80
1	BA	2251	G	N3-C4-C5	-6.55	125.33	128.60
1	AA	1611	C	N3-C4-C5	6.54	124.52	121.90
1	BA	14	A	N9-C4-C5	-6.54	103.18	105.80
1	AA	124	G	N3-C4-C5	6.54	131.87	128.60
1	BA	452	G	N1-C6-O6	-6.54	115.98	119.90
1	BA	2137	C	C2-N1-C1'	6.54	125.99	118.80
1	AA	2318	G	C4-N9-C1'	6.53	134.99	126.50
1	BA	450	G	C4-C5-C6	6.53	122.72	118.80
1	AA	746	A	C8-N9-C4	6.53	108.41	105.80
31	DA	1272	G	C8-N9-C1'	-6.53	118.51	127.00
1	BA	1372	U	C5-C4-O4	-6.53	121.98	125.90
31	DA	1030	C	C6-N1-C2	-6.53	117.69	120.30
1	AA	1531	C	C6-N1-C2	-6.53	117.69	120.30
1	BA	2791	C	C2-N1-C1'	6.52	125.98	118.80
1	BA	1021	A	C5-N7-C8	-6.52	100.64	103.90
1	BA	1772	G	C5-C6-O6	6.52	132.51	128.60
1	AA	1022	G	C4-C5-N7	-6.52	108.19	110.80
2	AB	104	U	C5-C6-N1	-6.52	119.44	122.70
1	BA	330	A	C5-N7-C8	-6.52	100.64	103.90
31	CA	906	G	N3-C4-C5	-6.52	125.34	128.60
1	BA	525	U	C6-N1-C2	-6.52	117.09	121.00
1	AA	1393	A	C8-N9-C4	6.51	108.41	105.80
1	BA	512	G	C4-N9-C1'	-6.51	118.04	126.50
1	BA	271(M)	G	C8-N9-C1'	-6.50	118.54	127.00
31	DA	117	G	N9-C4-C5	-6.50	102.80	105.40
1	BA	915	C	N3-C2-O2	-6.50	117.35	121.90
1	AA	298	G	C4-C5-N7	6.50	113.40	110.80
31	DA	1272	G	C4-N9-C1'	6.49	134.94	126.50
1	AA	2420	C	C5-C4-N4	-6.49	115.66	120.20

Continued on next page...

Continued from previous page...

Mol	Chain	Res	Type	Atoms	Z	Observed(°)	Ideal(°)
1	BA	143	G	N3-C4-C5	6.49	131.84	128.60
1	BA	1955	U	C5-C6-N1	-6.48	119.46	122.70
1	BA	452	G	C2-N3-C4	6.47	115.14	111.90
1	AA	1393	A	N9-C4-C5	-6.47	103.21	105.80
1	AA	1899	G	C8-N9-C4	-6.47	103.81	106.40
1	BA	198	C	C2-N1-C1'	6.47	125.92	118.80
1	BA	2419	U	C5-C6-N1	6.46	125.93	122.70
1	BA	1699	G	C8-N9-C4	-6.46	103.81	106.40
1	BA	1047	G	N3-C4-C5	-6.46	125.37	128.60
1	AA	928	G	C5-C6-O6	-6.45	124.73	128.60
1	AA	1962	C	N1-C2-O2	6.45	122.77	118.90
1	BA	2609	U	N3-C2-O2	6.45	126.72	122.20
1	BA	143	G	C4-N9-C1'	-6.45	118.11	126.50
1	AA	1142(A)	A	N3-C4-N9	-6.45	122.24	127.40
1	AA	1107	G	N3-C4-C5	-6.45	125.38	128.60
1	AA	2544	G	N1-C6-O6	6.45	123.77	119.90
1	BA	527	C	N3-C4-N4	-6.45	113.49	118.00
1	BA	1210	A	C5-C6-N6	-6.45	118.54	123.70
1	AA	190	A	N1-C2-N3	-6.45	126.08	129.30
1	BA	2187	G	C4-C5-N7	6.45	113.38	110.80
1	BA	2590	A	C4-C5-C6	-6.45	113.78	117.00
1	BA	2673	G	N1-C6-O6	6.44	123.77	119.90
1	AA	1246	A	C8-N9-C4	6.44	108.38	105.80
1	AA	1204	A	C2-N3-C4	-6.43	107.38	110.60
31	CA	1397	C	C2-N1-C1'	6.43	125.88	118.80
1	BA	690	G	C8-N9-C4	6.43	108.97	106.40
1	BA	2056	G	N1-C6-O6	6.43	123.75	119.90
31	CA	96	U	N1-C2-O2	6.43	127.30	122.80
1	BA	1982	C	N3-C4-C5	-6.42	119.33	121.90
31	DA	885	G	C8-N9-C4	6.42	108.97	106.40
19	AX	57	LEU	CA-CB-CG	6.42	130.07	115.30
31	DA	1492	A	C2-N3-C4	6.42	113.81	110.60
1	AA	1050	A	C8-N9-C4	-6.41	103.23	105.80
19	BX	57	LEU	CA-CB-CG	6.41	130.03	115.30
31	DA	1038	C	N3-C2-O2	-6.40	117.42	121.90
1	BA	652(H)	C	N1-C2-O2	6.40	122.74	118.90
1	BA	865	C	C6-N1-C2	6.40	122.86	120.30
31	DA	1027	C	N3-C4-N4	-6.40	113.52	118.00
1	AA	2263	C	C6-N1-C2	6.40	122.86	120.30
31	DA	503	C	C6-N1-C2	-6.40	117.74	120.30
31	DA	1030	C	C2-N1-C1'	6.39	125.83	118.80
1	AA	1313	U	C2-N1-C1'	6.39	125.37	117.70

Continued on next page...

Continued from previous page...

Mol	Chain	Res	Type	Atoms	Z	Observed(°)	Ideal(°)
1	AA	1962	C	C2-N1-C1'	6.39	125.83	118.80
1	BA	686	G	N3-C2-N2	6.39	124.37	119.90
31	CA	1030(B)	C	N1-C2-O2	6.39	122.73	118.90
34	CD	26	CYS	CA-CB-SG	6.38	125.49	114.00
31	DA	1420	C	C6-N1-C2	-6.38	117.75	120.30
2	AB	1	U	C2-N1-C1'	6.38	125.35	117.70
1	BA	978	G	C8-N9-C4	6.38	108.95	106.40
1	AA	271(M)	G	N3-C4-C5	-6.38	125.41	128.60
1	AA	2014	A	N1-C6-N6	6.37	122.42	118.60
1	BA	1021	A	N1-C6-N6	6.37	122.42	118.60
1	AA	2137	C	N3-C4-C5	-6.37	119.35	121.90
31	DA	90	C	C6-N1-C2	-6.37	117.75	120.30
31	CA	1493	A	N1-C6-N6	6.36	122.42	118.60
1	BA	741	G	C5-C6-O6	-6.36	124.78	128.60
1	BA	1913	A	C3'-C2'-C1'	-6.36	96.41	101.50
1	BA	2318	G	C8-N9-C4	-6.36	103.86	106.40
31	CA	76	C	C6-N1-C2	-6.36	117.76	120.30
1	BA	928	G	N1-C6-O6	6.36	123.71	119.90
1	AA	568	U	N1-C2-O2	-6.35	118.35	122.80
1	BA	827	U	C6-N1-C2	6.35	124.81	121.00
1	BA	2218	U	C6-N1-C1'	-6.35	112.31	121.20
1	AA	1992	G	C8-N9-C4	-6.35	103.86	106.40
1	BA	1772	G	C4-C5-N7	-6.35	108.26	110.80
1	AA	141	A	C5-N7-C8	-6.34	100.73	103.90
1	BA	1840	G	C4-C5-C6	6.34	122.61	118.80
31	CA	76	C	C5-C6-N1	6.34	124.17	121.00
1	AA	1664	A	C8-N9-C4	-6.34	103.26	105.80
1	BA	1653	G	N3-C4-C5	-6.34	125.43	128.60
1	BA	1997	G	C4-N9-C1'	-6.34	118.26	126.50
1	BA	2593	U	N3-C4-C5	-6.34	110.80	114.60
31	DA	71	C	N1-C2-O2	6.34	122.70	118.90
1	BA	1290	C	C6-N1-C2	-6.33	117.77	120.30
1	AA	2877	G	C8-N9-C4	6.33	108.93	106.40
1	BA	1840	G	C4-N9-C1'	6.33	134.73	126.50
1	AA	2497	A	C8-N9-C4	6.33	108.33	105.80
31	CA	992	U	C5-C6-N1	6.33	125.86	122.70
1	AA	1962	C	C5-C6-N1	6.32	124.16	121.00
1	BA	885	C	C2-N1-C1'	6.32	125.75	118.80
1	AA	507	A	C8-N9-C4	6.32	108.33	105.80
1	BA	2286	A	C4-C5-N7	6.32	113.86	110.70
1	AA	1966	A	C8-N9-C4	6.32	108.33	105.80
1	BA	678	C	C6-N1-C2	6.32	122.83	120.30

Continued on next page...

Continued from previous page...

Mol	Chain	Res	Type	Atoms	Z	Observed(°)	Ideal(°)
1	AA	2024	G	N3-C4-C5	6.31	131.76	128.60
31	CA	342	C	C6-N1-C2	-6.31	117.77	120.30
1	AA	1840	G	C5-C6-N1	-6.31	108.34	111.50
1	AA	465	G	N3-C4-C5	-6.31	125.44	128.60
1	AA	2456	C	C6-N1-C2	6.31	122.82	120.30
1	BA	2273	A	C8-N9-C4	-6.31	103.28	105.80
1	AA	1531	C	C5-C6-N1	6.31	124.15	121.00
1	AA	652(Q)	G	N3-C4-N9	6.31	129.78	126.00
1	AA	1963	U	C5-C6-N1	6.30	125.85	122.70
1	BA	661	C	C6-N1-C2	-6.30	117.78	120.30
1	AA	1204	A	C4-C5-N7	6.30	113.85	110.70
2	AB	54	G	C8-N9-C4	-6.29	103.88	106.40
1	AA	2419	U	N3-C4-C5	-6.29	110.83	114.60
1	BA	512	G	C4-C5-C6	-6.29	115.03	118.80
1	AA	494	G	C8-N9-C4	6.29	108.91	106.40
1	BA	446	G	N9-C4-C5	-6.29	102.89	105.40
1	BA	500	G	C5-C6-O6	6.28	132.37	128.60
1	BA	1187	G	N1-C6-O6	6.28	123.67	119.90
1	BA	1633	G	C5-C6-N1	-6.28	108.36	111.50
1	AA	399	G	C8-N9-C4	6.28	108.91	106.40
1	AA	2791	C	C2-N1-C1'	6.28	125.70	118.80
1	AA	530	G	C5-C6-O6	6.27	132.36	128.60
1	BA	1313	U	N3-C2-O2	-6.27	117.81	122.20
31	DA	530	G	C8-N9-C1'	-6.27	118.85	127.00
1	AA	2334	G	N9-C4-C5	-6.27	102.89	105.40
1	AA	2411	A	C8-N9-C4	6.27	108.31	105.80
1	BA	2827	C	C4-C5-C6	-6.26	114.27	117.40
31	DA	175	C	C6-N1-C2	-6.26	117.80	120.30
1	BA	2894	G	N7-C8-N9	6.26	116.23	113.10
1	BA	1951	U	C6-N1-C2	-6.25	117.25	121.00
1	BA	2053	G	N1-C6-O6	6.25	123.65	119.90
1	BA	645	C	C6-N1-C2	-6.25	117.80	120.30
1	AA	870	A	C8-N9-C4	6.25	108.30	105.80
1	AA	845	G	C4-N9-C1'	6.25	134.62	126.50
1	AA	1216	G	N1-C6-O6	6.25	123.65	119.90
1	BA	226	G	C5-C6-O6	-6.24	124.85	128.60
1	AA	1531	C	N1-C2-O2	6.24	122.64	118.90
1	BA	390	A	C8-N9-C4	6.24	108.30	105.80
1	BA	686	G	N9-C4-C5	-6.24	102.91	105.40
1	BA	2481	G	C5-C6-O6	-6.24	124.86	128.60
1	BA	2318	G	C4-N9-C1'	6.24	134.61	126.50
34	DD	26	CYS	CA-CB-SG	6.24	125.23	114.00

Continued on next page...

Continued from previous page...

Mol	Chain	Res	Type	Atoms	Z	Observed(°)	Ideal(°)
1	AA	265	A	N1-C6-N6	6.24	122.34	118.60
1	BA	568	U	N1-C2-O2	-6.23	118.44	122.80
1	BA	584	C	N1-C2-O2	-6.23	115.16	118.90
1	BA	956	G	C5-C6-N1	-6.23	108.39	111.50
1	BA	1602	U	N3-C4-O4	6.23	123.76	119.40
31	DA	150	C	C6-N1-C2	-6.23	117.81	120.30
31	CA	1245	A	C5-C6-N6	-6.23	118.72	123.70
1	AA	2036	C	C6-N1-C2	-6.22	117.81	120.30
1	BA	673	C	N3-C2-O2	-6.22	117.55	121.90
1	AA	129	C	C5-C6-N1	-6.22	117.89	121.00
1	BA	1828	G	N1-C6-O6	-6.22	116.17	119.90
1	AA	2681	C	C6-N1-C2	6.22	122.79	120.30
1	AA	2253	G	N9-C4-C5	-6.22	102.91	105.40
1	BA	2482	G	C4-N9-C1'	6.22	134.58	126.50
1	BA	2137	C	N1-C2-O2	6.21	122.63	118.90
1	AA	2249	U	C6-N1-C2	-6.21	117.27	121.00
1	AA	1855	G	C8-N9-C4	6.21	108.89	106.40
31	CA	433	C	N3-C2-O2	-6.21	117.55	121.90
1	BA	60	G	C8-N9-C4	6.21	108.88	106.40
1	BA	1819	A	N1-C6-N6	-6.21	114.88	118.60
1	AA	71	A	C5-N7-C8	-6.20	100.80	103.90
2	AB	1	U	N1-C2-O2	6.20	127.14	122.80
1	AA	933	A	N1-C6-N6	6.20	122.32	118.60
1	AA	600	G	C8-N9-C4	6.19	108.88	106.40
1	BA	1275	A	N1-C6-N6	6.19	122.32	118.60
1	AA	827	U	N3-C2-O2	6.19	126.53	122.20
1	BA	652(Q)	G	N3-C4-N9	6.19	129.71	126.00
31	DA	699	C	C6-N1-C2	-6.19	117.82	120.30
31	CA	1034	G	C6-N1-C2	6.19	128.81	125.10
1	BA	568	U	C4-C5-C6	6.19	123.41	119.70
1	AA	1779	U	C4-C5-C6	6.18	123.41	119.70
1	BA	2429	G	N3-C4-C5	-6.18	125.51	128.60
1	AA	645	C	N3-C2-O2	-6.18	117.57	121.90
1	AA	512	G	N9-C4-C5	6.18	107.87	105.40
1	BA	142(A)	C	N1-C2-O2	-6.18	115.19	118.90
1	BA	2593	U	C6-N1-C2	-6.18	117.29	121.00
1	AA	1844	C	C6-N1-C2	-6.17	117.83	120.30
1	BA	1840	G	C6-C5-N7	-6.17	126.70	130.40
31	DA	1027	C	C6-N1-C1'	6.17	128.21	120.80
1	AA	90	U	C5-C6-N1	6.17	125.78	122.70
1	AA	679	C	N3-C2-O2	6.17	126.22	121.90
1	BA	1243	G	N3-C4-C5	6.17	131.68	128.60

Continued on next page...

Continued from previous page...

Mol	Chain	Res	Type	Atoms	Z	Observed(°)	Ideal(°)
1	BA	2685	G	N3-C4-N9	-6.17	122.30	126.00
1	AA	2206	G	C8-N9-C4	6.16	108.86	106.40
1	AA	676	A	C6-C5-N7	-6.16	127.99	132.30
1	BA	1791	A	C6-C5-N7	-6.16	127.99	132.30
1	AA	1142(A)	A	C5-C6-N1	-6.15	114.62	117.70
1	AA	945	A	C5-N7-C8	-6.15	100.82	103.90
34	CD	12	CYS	CA-CB-SG	6.15	125.07	114.00
1	BA	202	U	N1-C2-O2	6.15	127.11	122.80
1	AA	124	G	C2-N3-C4	-6.15	108.83	111.90
31	DA	242	C	N1-C2-O2	-6.15	115.21	118.90
1	BA	1779	U	C5-C4-O4	6.14	129.59	125.90
1	AA	2685	G	C4-C5-N7	-6.14	108.34	110.80
1	BA	29	U	C5-C4-O4	-6.14	122.22	125.90
1	BA	265	A	C2-N3-C4	-6.14	107.53	110.60
31	CA	992	U	C6-N1-C1'	-6.14	112.61	121.20
31	CA	925	G	C5-C6-O6	-6.14	124.92	128.60
1	BA	652(R)	C	N1-C2-O2	6.13	122.58	118.90
1	BA	2022	U	N1-C2-N3	-6.13	111.22	114.90
1	AA	1647	G	N3-C4-N9	-6.13	122.32	126.00
1	BA	1204	A	C6-C5-N7	-6.13	128.01	132.30
1	AA	928	G	C6-C5-N7	-6.13	126.72	130.40
31	CA	1293	G	N3-C4-C5	-6.13	125.54	128.60
1	BA	1343	G	C4-N9-C1'	6.12	134.46	126.50
1	BA	2894	G	N1-C6-O6	6.12	123.57	119.90
1	BA	512	G	N3-C4-N9	-6.12	122.33	126.00
1	BA	1203	G	N1-C6-O6	-6.12	116.23	119.90
31	CA	1294	G	C8-N9-C1'	6.12	134.95	127.00
27	A5	58	LEU	CA-CB-CG	6.12	129.37	115.30
1	BA	468	G	C8-N9-C4	6.12	108.85	106.40
1	BA	263	C	C6-N1-C2	6.11	122.75	120.30
31	CA	1007	C	C5-C6-N1	6.11	124.06	121.00
1	BA	180	G	N3-C4-C5	6.11	131.65	128.60
1	BA	1882	C	C2-N1-C1'	6.11	125.52	118.80
1	BA	574	C	N1-C2-O2	-6.10	115.24	118.90
1	AA	129	C	C6-N1-C2	6.10	122.74	120.30
1	AA	948	G	N1-C6-O6	6.10	123.56	119.90
1	BA	450	G	N1-C2-N2	6.10	121.69	116.20
1	AA	885	C	C2-N1-C1'	6.09	125.50	118.80
31	DA	345	C	C2-N1-C1'	-6.09	112.10	118.80
1	AA	330	A	N1-C2-N3	6.09	132.34	129.30
1	BA	33	U	C2-N1-C1'	-6.09	110.40	117.70
1	BA	2866	U	C4-C5-C6	6.09	123.35	119.70

Continued on next page...

Continued from previous page...

Mol	Chain	Res	Type	Atoms	Z	Observed(°)	Ideal(°)
1	AA	546	C	C6-N1-C2	-6.08	117.87	120.30
1	BA	729	G	N3-C2-N2	-6.08	115.64	119.90
1	BA	1699	G	N1-C6-O6	-6.08	116.25	119.90
1	AA	1004	C	C6-N1-C2	6.08	122.73	120.30
31	CA	1067	A	C2-N3-C4	6.08	113.64	110.60
1	AA	1216	G	C5-C6-O6	-6.07	124.96	128.60
2	AB	24	G	N3-C4-N9	6.07	129.64	126.00
31	DA	1282	C	C6-N1-C2	-6.07	117.87	120.30
1	BA	500	G	N1-C6-O6	-6.07	116.26	119.90
31	CA	1432	G	N1-C6-O6	6.07	123.54	119.90
31	DA	76	C	C5-C6-N1	6.07	124.03	121.00
1	AA	1616	A	N1-C6-N6	6.07	122.24	118.60
1	AA	1672	C	C6-N1-C2	6.07	122.73	120.30
1	AA	297	C	C6-N1-C2	-6.07	117.87	120.30
1	BA	676	A	C4-C5-N7	6.07	113.73	110.70
1	AA	1154	G	N3-C4-N9	6.06	129.64	126.00
1	AA	265	A	N7-C8-N9	6.06	116.83	113.80
1	BA	2896	C	C2-N1-C1'	6.06	125.46	118.80
15	BT	118	ARG	NE-CZ-NH1	6.06	123.33	120.30
1	AA	2721	A	C8-N9-C4	6.05	108.22	105.80
31	DA	1028	C	C6-N1-C2	-6.05	117.88	120.30
1	BA	795	C	N1-C2-O2	6.04	122.53	118.90
31	DA	1030(B)	C	C6-N1-C1'	-6.04	113.55	120.80
31	DA	412	A	C8-N9-C4	6.04	108.22	105.80
1	BA	151	C	C5-C6-N1	-6.04	117.98	121.00
1	BA	2206	G	N3-C4-C5	6.04	131.62	128.60
31	CA	1017	G	C5-C6-N1	-6.04	108.48	111.50
1	BA	723	G	C8-N9-C1'	-6.03	119.16	127.00
1	AA	1986	A	N7-C8-N9	-6.03	110.78	113.80
1	BA	90	U	C2-N3-C4	6.03	130.62	127.00
31	CA	1102	A	C8-N9-C4	-6.03	103.39	105.80
31	DA	1027	C	C2-N1-C1'	-6.03	112.17	118.80
1	BA	1201	C	C6-N1-C2	6.03	122.71	120.30
1	AA	933	A	N7-C8-N9	6.03	116.81	113.80
1	AA	2464	C	C6-N1-C2	6.03	122.71	120.30
1	BA	1982	C	C2-N1-C1'	6.03	125.43	118.80
31	DA	952	U	C2-N3-C4	6.03	130.62	127.00
1	AA	570	G	C4-N9-C1'	6.02	134.33	126.50
1	BA	584	C	N3-C2-O2	6.02	126.11	121.90
1	BA	333	G	C8-N9-C1'	-6.02	119.17	127.00
1	BA	2028	U	C4-C5-C6	6.02	123.31	119.70
1	AA	856	C	C6-N1-C2	-6.01	117.90	120.30

Continued on next page...

Continued from previous page...

Mol	Chain	Res	Type	Atoms	Z	Observed(°)	Ideal(°)
1	BA	723	G	C4-N9-C1'	6.01	134.32	126.50
36	DF	19	LEU	CA-CB-CG	6.01	129.12	115.30
31	CA	1102	A	C6-N1-C2	-6.01	114.99	118.60
1	AA	1187	G	N7-C8-N9	6.01	116.10	113.10
1	AA	2206	G	C4-N9-C1'	-6.01	118.69	126.50
31	DA	178	C	C6-N1-C2	-6.00	117.90	120.30
2	BB	6	C	C6-N1-C2	6.00	122.70	120.30
1	BA	179	G	C5-C6-N1	-6.00	108.50	111.50
1	BA	2680	C	C6-N1-C2	6.00	122.70	120.30
31	CA	174	C	C6-N1-C2	-5.99	117.90	120.30
1	BA	2621	A	C8-N9-C4	5.99	108.20	105.80
1	BA	188	G	C8-N9-C4	5.99	108.80	106.40
1	AA	1266	G	N7-C8-N9	-5.99	110.11	113.10
1	BA	715	G	C6-C5-N7	-5.98	126.81	130.40
1	BA	1324	G	C5-C6-N1	-5.98	108.51	111.50
1	AA	1432	C	C6-N1-C2	5.98	122.69	120.30
1	BA	652(G)	G	N3-C4-N9	5.98	129.59	126.00
1	BA	2137	C	C5-C6-N1	5.98	123.99	121.00
31	DA	670	G	N3-C4-C5	-5.98	125.61	128.60
1	AA	1882	C	C6-N1-C2	-5.97	117.91	120.30
1	BA	912	C	C6-N1-C2	-5.97	117.91	120.30
1	BA	2685	G	C4-C5-C6	5.97	122.39	118.80
1	AA	1142(A)	A	C8-N9-C4	-5.97	103.41	105.80
1	BA	1187	G	C4-C5-C6	5.97	122.38	118.80
1	BA	729	G	N1-C2-N2	5.97	121.57	116.20
1	AA	213	A	C8-N9-C4	5.97	108.19	105.80
1	AA	945	A	N1-C6-N6	5.97	122.18	118.60
31	DA	1138	G	N3-C4-N9	5.97	129.58	126.00
1	BA	944	G	C4-N9-C1'	5.96	134.25	126.50
1	BA	2299	G	N3-C4-C5	5.96	131.58	128.60
1	BA	1324	G	C8-N9-C4	5.96	108.78	106.40
31	DA	76	C	C2-N1-C1'	5.96	125.36	118.80
1	AA	679	C	C6-N1-C2	5.96	122.68	120.30
1	BA	229	A	C8-N9-C4	-5.96	103.42	105.80
1	BA	1326	U	C6-N1-C2	5.96	124.57	121.00
1	BA	1698	A	C5-C6-N1	-5.95	114.72	117.70
1	AA	512	G	C8-N9-C1'	5.95	134.74	127.00
1	BA	2187	G	C5-C6-O6	-5.95	125.03	128.60
1	BA	1110	G	N9-C4-C5	5.95	107.78	105.40
31	CA	906	G	N3-C4-N9	5.95	129.57	126.00
1	BA	463	G	N1-C6-O6	-5.95	116.33	119.90
1	BA	2489	G	C6-C5-N7	-5.95	126.83	130.40

Continued on next page...

Continued from previous page...

Mol	Chain	Res	Type	Atoms	Z	Observed(°)	Ideal(°)
1	AA	2361	A	C4-C5-N7	5.95	113.67	110.70
1	BA	1488	G	C8-N9-C4	-5.95	104.02	106.40
31	CA	90	C	C6-N1-C2	-5.95	117.92	120.30
1	BA	1743	C	C6-N1-C2	-5.94	117.92	120.30
1	BA	2689	U	C5-C6-N1	-5.94	119.73	122.70
1	AA	1915	U	C2-N1-C1'	5.94	124.83	117.70
1	AA	1493	C	C6-N1-C1'	-5.94	113.67	120.80
1	BA	1109	C	C4-C5-C6	5.94	120.37	117.40
31	DA	943	U	C5-C4-O4	5.94	129.46	125.90
1	AA	912	C	N3-C2-O2	-5.94	117.75	121.90
1	BA	570	G	C8-N9-C4	-5.93	104.03	106.40
1	BA	1493	C	C2-N1-C1'	5.93	125.33	118.80
1	BA	570	G	C4-C5-C6	5.93	122.36	118.80
31	CA	992	U	N3-C2-O2	-5.93	118.05	122.20
1	AA	389	G	N9-C4-C5	-5.93	103.03	105.40
1	BA	639	U	C5-C4-O4	5.93	129.46	125.90
1	BA	915	C	N1-C2-O2	5.93	122.46	118.90
1	BA	143	G	N3-C4-N9	-5.93	122.44	126.00
1	BA	641	C	C6-N1-C2	-5.92	117.93	120.30
1	BA	2059	A	N7-C8-N9	-5.92	110.84	113.80
1	BA	2343	C	C6-N1-C2	-5.92	117.93	120.30
31	CA	1010	G	N7-C8-N9	5.92	116.06	113.10
31	CA	1397	C	C6-N1-C2	-5.92	117.93	120.30
31	DA	117	G	C8-N9-C1'	-5.92	119.30	127.00
1	AA	141	A	C6-C5-N7	-5.92	128.15	132.30
1	BA	652(T)	C	N1-C2-O2	5.92	122.45	118.90
1	BA	1142(A)	A	C5-N7-C8	-5.92	100.94	103.90
1	BA	1602	U	C5-C4-O4	5.92	129.45	125.90
1	AA	802	A	N9-C4-C5	-5.92	103.43	105.80
1	AA	298	G	C5-C6-O6	-5.92	125.05	128.60
1	AA	912	C	N3-C4-C5	-5.91	119.53	121.90
2	AB	114	C	C5-C6-N1	-5.91	118.04	121.00
1	BA	330	A	N3-C4-N9	-5.91	122.67	127.40
1	BA	945	A	N7-C8-N9	5.91	116.76	113.80
1	BA	1210	A	C2-N3-C4	-5.91	107.64	110.60
1	BA	2581	G	C5-C6-O6	5.91	132.15	128.60
1	BA	265	A	C5-N7-C8	-5.91	100.95	103.90
1	BA	1602	U	C2-N3-C4	5.91	130.54	127.00
1	BA	221	A	C8-N9-C4	-5.91	103.44	105.80
31	DA	1494	G	N3-C4-C5	-5.91	125.65	128.60
1	BA	2137	C	N3-C2-O2	-5.90	117.77	121.90
31	CA	529	G	N1-C6-O6	5.90	123.44	119.90

Continued on next page...

Continued from previous page...

Mol	Chain	Res	Type	Atoms	Z	Observed(°)	Ideal(°)
1	BA	1183	G	N1-C6-O6	5.90	123.44	119.90
1	BA	2685	G	N1-C6-O6	5.90	123.44	119.90
1	AA	2440	C	N1-C2-O2	5.90	122.44	118.90
1	BA	761	A	C4-C5-C6	-5.90	114.05	117.00
31	DA	266	G	C4-C5-N7	5.90	113.16	110.80
1	AA	465	G	C4-C5-C6	5.89	122.34	118.80
1	AA	733	G	N3-C4-N9	-5.89	122.47	126.00
1	AA	2439	A	C5-N7-C8	-5.89	100.96	103.90
1	AA	582	G	N1-C6-O6	5.89	123.43	119.90
2	AB	31	C	N1-C2-O2	5.89	122.43	118.90
1	AA	2306	C	C5-C6-N1	5.88	123.94	121.00
1	AA	2318	G	N7-C8-N9	5.88	116.04	113.10
31	CA	1294	G	N9-C4-C5	5.88	107.75	105.40
31	DA	354	G	N3-C4-N9	5.88	129.53	126.00
31	DA	606	G	N3-C4-C5	-5.88	125.66	128.60
1	AA	1107	G	N3-C4-N9	5.88	129.53	126.00
1	AA	527	C	N3-C4-N4	-5.88	113.89	118.00
1	AA	1204	A	N7-C8-N9	5.88	116.74	113.80
1	BA	1049	C	C5-C6-N1	5.87	123.94	121.00
31	CA	365	U	C5-C6-N1	-5.87	119.76	122.70
1	BA	1959	G	C5-C6-O6	5.87	132.12	128.60
1	AA	141	A	C4-C5-N7	5.87	113.63	110.70
1	AA	2318	G	C8-N9-C4	-5.87	104.05	106.40
1	BA	1021	A	N3-C4-C5	5.86	130.90	126.80
1	BA	2251	G	C4-N9-C1'	5.86	134.12	126.50
1	AA	1333	C	C5-C4-N4	-5.86	116.10	120.20
1	AA	837	C	C6-N1-C2	-5.86	117.95	120.30
1	AA	2757	A	N7-C8-N9	5.86	116.73	113.80
1	BA	1314	C	C6-N1-C1'	-5.86	113.77	120.80
1	AA	1671	U	C5-C4-O4	-5.86	122.39	125.90
1	AA	1920	C	C6-N1-C2	-5.86	117.96	120.30
1	AA	2559	C	N3-C4-C5	5.86	124.24	121.90
1	BA	1187	G	C4-C5-N7	-5.85	108.46	110.80
1	BA	2574	G	C4-C5-N7	5.85	113.14	110.80
31	DA	1313	U	C5-C4-O4	-5.85	122.39	125.90
1	BA	527	C	C5-C4-N4	5.85	124.30	120.20
31	DA	76	C	C4-C5-C6	-5.85	114.48	117.40
1	AA	2514	U	C6-N1-C2	5.85	124.51	121.00
31	DA	1126	U	C5-C6-N1	5.85	125.62	122.70
1	BA	659	C	N3-C4-C5	5.84	124.24	121.90
1	AA	2617	C	C6-N1-C2	5.84	122.64	120.30
1	AA	1115	G	C4-N9-C1'	-5.83	118.92	126.50

Continued on next page...

Continued from previous page...

Mol	Chain	Res	Type	Atoms	Z	Observed(°)	Ideal(°)
1	AA	2036	C	C5-C6-N1	5.83	123.92	121.00
1	BA	1195	G	N3-C2-N2	-5.83	115.82	119.90
1	AA	733	G	C5-N7-C8	-5.83	101.39	104.30
1	AA	1914	C	N3-C2-O2	-5.83	117.82	121.90
1	BA	450	G	N3-C4-N9	-5.82	122.51	126.00
31	DA	1290	G	N3-C4-C5	-5.82	125.69	128.60
1	AA	110	G	C8-N9-C4	5.82	108.73	106.40
1	BA	2429	G	C8-N9-C4	-5.82	104.07	106.40
1	AA	271(M)	G	C4-N9-C1'	5.81	134.06	126.50
1	AA	1607	C	C6-N1-C2	5.80	122.62	120.30
1	AA	2544	G	N3-C2-N2	-5.80	115.84	119.90
1	BA	886	C	C2-N1-C1'	5.80	125.19	118.80
31	DA	1030(B)	C	N1-C2-O2	5.80	122.38	118.90
1	AA	1187	G	C5-C6-N1	-5.80	108.60	111.50
31	CA	1502	A	C2-N3-C4	-5.80	107.70	110.60
1	BA	204	A	N3-C4-C5	-5.80	122.74	126.80
1	BA	1022	G	C4-N9-C1'	-5.80	118.97	126.50
31	CA	1087	G	N3-C4-N9	5.80	129.48	126.00
1	BA	2540	C	C6-N1-C2	5.79	122.62	120.30
1	BA	226	G	N1-C6-O6	5.79	123.38	119.90
1	BA	1314	C	C2-N1-C1'	5.79	125.17	118.80
31	CA	460	G	C4-N9-C1'	5.79	134.03	126.50
31	DA	1184	G	C4-N9-C1'	-5.79	118.97	126.50
1	BA	500	G	C6-C5-N7	5.79	133.88	130.40
1	BA	1426	G	C4-C5-N7	5.79	113.12	110.80
31	DA	754	C	C2-N1-C1'	5.79	125.17	118.80
1	AA	2018	G	C5-C6-O6	-5.79	125.13	128.60
1	AA	666	G	N9-C4-C5	-5.78	103.09	105.40
31	DA	1184	G	C8-N9-C1'	5.78	134.52	127.00
1	AA	1005	C	C5-C6-N1	-5.78	118.11	121.00
1	BA	92	A	C8-N9-C4	-5.78	103.49	105.80
1	BA	2689	U	N1-C2-N3	5.78	118.37	114.90
31	DA	355	C	C6-N1-C2	-5.77	117.99	120.30
1	AA	652(H)	C	N1-C2-O2	5.77	122.36	118.90
31	DA	1378	C	C5-C6-N1	5.77	123.89	121.00
1	AA	1698	A	C6-C5-N7	-5.77	128.26	132.30
1	BA	271(J)	C	N1-C2-O2	5.77	122.36	118.90
1	BA	1963	U	C6-N1-C1'	-5.77	113.12	121.20
1	BA	465	G	C8-N9-C4	-5.77	104.09	106.40
1	AA	2306	C	C2-N1-C1'	5.76	125.14	118.80
1	BA	2251	G	C8-N9-C1'	-5.76	119.50	127.00
31	DA	1260	C	C6-N1-C2	-5.76	118.00	120.30

Continued on next page...

Continued from previous page...

Mol	Chain	Res	Type	Atoms	Z	Observed(°)	Ideal(°)
1	AA	1653	G	C4-N9-C1'	5.76	133.99	126.50
1	AA	2593	U	N3-C4-C5	-5.76	111.14	114.60
31	CA	96	U	C2-N1-C1'	5.76	124.61	117.70
31	CA	1150	U	C5-C4-O4	5.76	129.36	125.90
31	DA	245	C	C2-N1-C1'	-5.76	112.47	118.80
31	CA	1026	G	C8-N9-C4	-5.76	104.10	106.40
31	DA	293	G	N1-C6-O6	5.76	123.35	119.90
31	CA	1123	A	C5-C6-N6	5.75	128.30	123.70
31	DA	1037	C	C5-C6-N1	5.75	123.88	121.00
31	DA	1038	C	C6-N1-C2	-5.75	118.00	120.30
31	DA	438	G	N3-C4-N9	5.75	129.45	126.00
1	BA	1184	G	N1-C6-O6	5.75	123.35	119.90
1	BA	1204	A	C4-C5-N7	5.74	113.57	110.70
1	BA	2375	G	C8-N9-C4	5.74	108.70	106.40
1	AA	2382	G	N3-C4-N9	5.74	129.44	126.00
31	CA	956	U	C5-C6-N1	5.74	125.57	122.70
31	DA	1036	G	C4-N9-C1'	5.74	133.96	126.50
31	DA	1391	U	C5-C4-O4	5.74	129.34	125.90
1	AA	298	G	C5-N7-C8	-5.74	101.43	104.30
2	BB	80	U	C5-C4-O4	5.74	129.34	125.90
31	CA	93	G	N9-C4-C5	-5.73	103.11	105.40
1	BA	883	G	C5-C6-O6	-5.73	125.16	128.60
31	DA	1121	U	C5-C6-N1	5.73	125.56	122.70
31	DA	93	G	N9-C4-C5	-5.73	103.11	105.40
1	AA	696	G	C8-N9-C4	5.73	108.69	106.40
1	BA	1203	G	N9-C4-C5	5.72	107.69	105.40
1	BA	1383	C	N1-C2-O2	-5.72	115.47	118.90
31	CA	1087	G	C4-N9-C1'	5.72	133.94	126.50
31	DA	48	C	C2-N1-C1'	5.72	125.10	118.80
3	BD	274	ARG	C-N-CA	5.72	136.01	121.70
1	BA	2585	U	N1-C2-O2	5.72	126.81	122.80
1	AA	1193	G	C8-N9-C4	5.72	108.69	106.40
2	BB	106	G	N3-C2-N2	-5.72	115.90	119.90
31	DA	992	U	C6-N1-C1'	-5.71	113.20	121.20
1	BA	2281	C	C6-N1-C2	5.71	122.58	120.30
1	BA	1116	C	C2-N1-C1'	5.71	125.08	118.80
31	CA	1245	A	N1-C6-N6	5.71	122.03	118.60
31	DA	1290	G	C8-N9-C4	-5.71	104.12	106.40
1	BA	2187	G	N1-C6-O6	5.71	123.32	119.90
31	CA	435	C	C5-C6-N1	5.71	123.85	121.00
1	AA	1210	A	C4-C5-N7	5.70	113.55	110.70
1	BA	204	A	N9-C4-C5	5.70	108.08	105.80

Continued on next page...

Continued from previous page...

Mol	Chain	Res	Type	Atoms	Z	Observed(°)	Ideal(°)
1	BA	1184	G	N3-C2-N2	-5.70	115.91	119.90
1	AA	635	C	C6-N1-C2	-5.70	118.02	120.30
1	BA	74	A	N1-C6-N6	-5.70	115.18	118.60
1	BA	723	G	N3-C4-C5	-5.70	125.75	128.60
1	BA	1936	A	N1-C6-N6	5.70	122.02	118.60
1	AA	512	G	C4-N9-C1'	-5.69	119.10	126.50
1	AA	2440	C	N3-C2-O2	-5.69	117.92	121.90
1	BA	196	A	N1-C6-N6	5.69	122.02	118.60
2	AB	19	G	N3-C4-N9	5.69	129.41	126.00
1	BA	298	G	N3-C4-C5	5.69	131.44	128.60
31	DA	1366	C	C2-N3-C4	5.69	122.74	119.90
1	AA	1142(A)	A	C5-N7-C8	-5.69	101.06	103.90
1	AA	1448	G	N1-C6-O6	5.69	123.31	119.90
1	AA	128	C	C2-N1-C1'	5.68	125.05	118.80
1	AA	2586	C	C5-C6-N1	5.68	123.84	121.00
1	BA	1992	G	N1-C6-O6	-5.68	116.49	119.90
1	AA	1408	C	N1-C2-O2	-5.68	115.49	118.90
1	BA	2351	G	C8-N9-C1'	-5.68	119.62	127.00
1	AA	1399	C	C6-N1-C2	5.68	122.57	120.30
2	AB	116	G	C8-N9-C4	5.68	108.67	106.40
1	BA	136	G	C8-N9-C4	5.68	108.67	106.40
1	BA	883	G	N3-C4-N9	5.68	129.41	126.00
20	BY	91	GLU	N-CA-C	-5.67	95.69	111.00
1	BA	2689	U	N3-C4-O4	-5.67	115.43	119.40
31	DA	316	G	N1-C6-O6	5.67	123.30	119.90
31	DA	899	C	N3-C4-C5	5.67	124.17	121.90
31	DA	904	C	C6-N1-C2	5.67	122.57	120.30
1	BA	435	C	N3-C2-O2	-5.67	117.93	121.90
31	CA	1290	G	N3-C4-N9	5.67	129.40	126.00
1	AA	12	U	C5-C6-N1	5.67	125.53	122.70
1	AA	1005	C	C6-N1-C2	5.67	122.57	120.30
1	BA	893	C	N1-C2-O2	5.67	122.30	118.90
1	AA	1261	C	C6-N1-C2	5.66	122.57	120.30
1	AA	2667	C	C6-N1-C2	-5.66	118.04	120.30
31	CA	1012	U	C2-N3-C4	-5.66	123.60	127.00
31	DA	1279	A	C8-N9-C4	-5.66	103.54	105.80
1	AA	1644	C	N1-C2-O2	5.66	122.29	118.90
31	CA	1087	G	N7-C8-N9	5.66	115.93	113.10
1	AA	2712	U	C2-N1-C1'	-5.65	110.92	117.70
1	BA	1948	G	C8-N9-C4	-5.65	104.14	106.40
1	BA	1957	C	C6-N1-C2	5.65	122.56	120.30
1	AA	2207	G	C8-N9-C1'	-5.65	119.66	127.00

Continued on next page...

Continued from previous page...

Mol	Chain	Res	Type	Atoms	Z	Observed(°)	Ideal(°)
1	BA	948	G	N1-C6-O6	5.65	123.29	119.90
2	AB	54	G	N7-C8-N9	5.65	115.92	113.10
1	BA	219	G	N3-C4-C5	-5.65	125.78	128.60
1	BA	685	A	C8-N9-C4	-5.65	103.54	105.80
31	DA	365	U	C5-C6-N1	-5.65	119.88	122.70
1	BA	265	A	N1-C6-N6	5.65	121.99	118.60
31	DA	1502	A	N1-C2-N3	5.65	132.12	129.30
1	AA	265	A	C6-C5-N7	-5.64	128.35	132.30
1	AA	2378	A	N1-C6-N6	5.64	121.98	118.60
31	DA	530	G	N3-C4-N9	5.64	129.39	126.00
1	AA	1193	G	N9-C4-C5	-5.64	103.14	105.40
1	BA	1045	A	C2-N3-C4	5.64	113.42	110.60
31	DA	1282	C	C6-N1-C1'	-5.64	114.03	120.80
31	DA	337	C	C6-N1-C2	-5.64	118.04	120.30
1	AA	205	G	C8-N9-C4	5.64	108.66	106.40
1	AA	1112	G	C4-N9-C1'	-5.64	119.17	126.50
1	AA	2875	C	C6-N1-C2	5.64	122.55	120.30
31	CA	1027	C	N3-C4-N4	-5.64	114.06	118.00
1	BA	652(T)	C	C2-N3-C4	5.63	122.72	119.90
1	BA	2742	C	C6-N1-C2	5.63	122.55	120.30
1	AA	1955	U	C5-C6-N1	-5.63	119.88	122.70
1	AA	2334	G	C8-N9-C4	5.63	108.65	106.40
1	BA	2464	C	N3-C2-O2	5.63	125.84	121.90
1	AA	1351	C	C5-C6-N1	-5.63	118.19	121.00
31	DA	1509	C	C6-N1-C2	5.63	122.55	120.30
2	AB	115	G	N7-C8-N9	-5.63	110.29	113.10
1	BA	34	C	N1-C2-O2	5.63	122.28	118.90
1	BA	1372	U	N3-C4-O4	5.63	123.34	119.40
1	BA	1510	G	N9-C4-C5	-5.63	103.15	105.40
31	CA	1397	C	C5-C6-N1	5.63	123.81	121.00
1	AA	230	U	C2-N1-C1'	5.62	124.45	117.70
1	AA	460	A	N9-C4-C5	-5.62	103.55	105.80
1	AA	1827	C	N3-C2-O2	-5.62	117.96	121.90
11	BP	39	LYS	N-CA-C	-5.62	95.82	111.00
1	AA	2062	A	N1-C6-N6	5.62	121.97	118.60
1	AA	130	C	N3-C4-C5	5.62	124.15	121.90
1	AA	874	G	C4-N9-C1'	-5.62	119.20	126.50
1	AA	512	G	C5-C6-O6	5.62	131.97	128.60
1	AA	2629	A	N1-C6-N6	5.62	121.97	118.60
1	BA	2347	C	N1-C2-O2	5.62	122.27	118.90
1	BA	2078	C	C6-N1-C2	-5.62	118.05	120.30
31	CA	503	C	C6-N1-C2	-5.62	118.05	120.30

Continued on next page...

Continued from previous page...

Mol	Chain	Res	Type	Atoms	Z	Observed(°)	Ideal(°)
1	AA	2079	U	N1-C2-O2	-5.61	118.87	122.80
1	BA	975	C	N3-C4-C5	5.61	124.15	121.90
1	BA	2030	A	C8-N9-C4	5.61	108.05	105.80
1	BA	2164	C	C4-C5-C6	5.61	120.21	117.40
11	BP	26	GLY	C-N-CA	5.61	135.73	121.70
1	AA	1168	G	N3-C4-N9	5.61	129.37	126.00
1	BA	1108	U	N3-C2-O2	-5.61	118.27	122.20
1	BA	1840	G	C8-N9-C1'	-5.61	119.71	127.00
1	BA	265	A	C6-C5-N7	-5.60	128.38	132.30
1	BA	375	C	C6-N1-C2	5.60	122.54	120.30
1	BA	446	G	C4-C5-N7	5.60	113.04	110.80
1	BA	2581	G	C8-N9-C4	-5.60	104.16	106.40
1	AA	652(H)	C	C2-N1-C1'	5.60	124.96	118.80
1	AA	679	C	C2-N1-C1'	-5.60	112.64	118.80
1	AA	280	C	C2-N1-C1'	5.60	124.96	118.80
1	AA	769	G	C8-N9-C4	5.60	108.64	106.40
1	BA	1992	G	N3-C4-C5	-5.60	125.80	128.60
31	DA	1279	A	N7-C8-N9	5.60	116.60	113.80
31	DA	1249	C	C5-C6-N1	5.60	123.80	121.00
1	BA	199	A	N7-C8-N9	-5.59	111.00	113.80
2	BB	16	G	C4-C5-N7	5.59	113.04	110.80
2	BB	16	G	C5-C6-O6	-5.59	125.24	128.60
1	BA	12	U	C6-N1-C2	-5.59	117.64	121.00
1	BA	1359	A	C6-N1-C2	5.59	121.95	118.60
1	BA	2030	A	N1-C6-N6	5.59	121.95	118.60
1	BA	298	G	C5-C6-O6	-5.59	125.25	128.60
1	BA	71	A	C8-N9-C4	-5.58	103.57	105.80
1	BA	1936	A	N9-C4-C5	-5.58	103.57	105.80
31	DA	560	U	C2-N1-C1'	5.58	124.40	117.70
1	AA	1286	A	N9-C4-C5	5.58	108.03	105.80
1	BA	511	U	C5-C6-N1	-5.58	119.91	122.70
1	BA	1359	A	C4-C5-C6	-5.58	114.21	117.00
1	BA	1828	G	C4-C5-N7	-5.58	108.57	110.80
31	CA	1323	G	N3-C4-C5	-5.58	125.81	128.60
31	CA	1030	C	C2-N3-C4	5.58	122.69	119.90
31	DA	1493	A	N1-C6-N6	5.58	121.95	118.60
1	AA	2599	G	C8-N9-C4	5.58	108.63	106.40
1	AA	2597	G	N7-C8-N9	-5.57	110.31	113.10
1	BA	1898	U	C5-C4-O4	5.57	129.24	125.90
1	BA	870	A	C8-N9-C4	5.57	108.03	105.80
1	AA	141	A	C2-N3-C4	-5.57	107.82	110.60
1	BA	2271	G	N3-C4-N9	5.56	129.34	126.00

Continued on next page...

Continued from previous page...

Mol	Chain	Res	Type	Atoms	Z	Observed(°)	Ideal(°)
1	BA	912	C	C2-N1-C1'	5.56	124.92	118.80
2	AB	19	G	C4-N9-C1'	5.56	133.73	126.50
2	AB	113	G	C8-N9-C4	5.56	108.62	106.40
1	BA	676	A	C6-C5-N7	-5.56	128.41	132.30
1	BA	1840	G	C5-C6-N1	-5.56	108.72	111.50
31	DA	117	G	C4-N9-C1'	5.56	133.73	126.50
1	BA	525	U	N3-C4-C5	-5.56	111.27	114.60
1	BA	15	G	N3-C2-N2	-5.55	116.01	119.90
1	BA	2351	G	C4-N9-C1'	5.55	133.72	126.50
1	BA	2362	G	C8-N9-C4	5.55	108.62	106.40
31	CA	1010	G	C8-N9-C4	-5.55	104.18	106.40
1	AA	745	G	N1-C6-O6	5.55	123.23	119.90
1	AA	1359	A	N1-C2-N3	-5.55	126.52	129.30
1	AA	2104	G	C8-N9-C1'	-5.55	119.78	127.00
1	AA	34	C	C6-N1-C2	-5.55	118.08	120.30
1	AA	1142(A)	A	N1-C2-N3	5.55	132.07	129.30
31	CA	1112	C	C6-N1-C2	-5.55	118.08	120.30
31	DA	1088	G	N3-C4-C5	-5.55	125.83	128.60
1	AA	2321	G	C4-N9-C1'	5.54	133.71	126.50
1	AA	2678	C	C6-N1-C2	5.54	122.52	120.30
31	CA	1123	A	N3-C4-N9	-5.54	122.97	127.40
1	BA	1915	U	O4'-C4'-C3'	-5.54	98.46	104.00
1	BA	639	U	N3-C4-C5	-5.54	111.28	114.60
1	AA	1828	G	N1-C6-O6	-5.53	116.58	119.90
1	BA	90	U	N3-C4-O4	5.53	123.27	119.40
1	BA	2491	U	C5-C4-O4	-5.53	122.58	125.90
1	BA	1204	A	C5-N7-C8	-5.53	101.13	103.90
1	BA	2626	C	N3-C4-C5	5.53	124.11	121.90
1	AA	512	G	C6-C5-N7	5.53	133.72	130.40
1	BA	2096	U	N1-C2-O2	5.53	126.67	122.80
31	CA	1231	G	C8-N9-C4	-5.53	104.19	106.40
1	BA	1203	G	C8-N9-C4	-5.53	104.19	106.40
1	AA	2435	A	C8-N9-C4	-5.53	103.59	105.80
31	CA	1058	G	N1-C6-O6	5.53	123.22	119.90
1	BA	1680	U	N1-C2-N3	5.53	118.22	114.90
1	BA	2121	G	C4-C5-N7	-5.52	108.59	110.80
1	BA	2609	U	N1-C2-O2	-5.52	118.93	122.80
1	BA	2827	C	N3-C4-C5	5.52	124.11	121.90
31	CA	995	C	N1-C2-O2	5.52	122.21	118.90
1	BA	932	G	N3-C4-N9	-5.52	122.69	126.00
1	AA	196	A	N9-C4-C5	-5.52	103.59	105.80
1	AA	2056	G	C4-C5-N7	5.52	113.01	110.80

Continued on next page...

Continued from previous page...

Mol	Chain	Res	Type	Atoms	Z	Observed(°)	Ideal(°)
1	BA	2552	U	N1-C2-O2	-5.52	118.94	122.80
1	AA	1663	C	C6-N1-C2	5.51	122.51	120.30
1	AA	2791	C	N1-C2-O2	5.51	122.21	118.90
31	CA	360	A	C8-N9-C4	-5.51	103.59	105.80
1	AA	389	G	C5-C6-O6	-5.51	125.29	128.60
1	BA	1938	A	N1-C6-N6	5.51	121.91	118.60
1	AA	1192	G	C8-N9-C4	5.51	108.60	106.40
1	BA	2894	G	C2-N3-C4	-5.51	109.14	111.90
1	AA	450	G	C8-N9-C4	-5.51	104.20	106.40
1	AA	2828	C	N3-C4-C5	5.51	124.10	121.90
1	AA	1493	C	N3-C2-O2	-5.51	118.05	121.90
35	CE	12	LEU	CA-CB-CG	5.51	127.96	115.30
1	AA	54	G	C8-N9-C4	5.50	108.60	106.40
1	BA	1204	A	N1-C6-N6	5.50	121.90	118.60
1	BA	124	G	N9-C4-C5	-5.50	103.20	105.40
1	AA	2514	U	N3-C2-O2	5.50	126.05	122.20
1	AA	207	A	N1-C6-N6	5.50	121.90	118.60
1	AA	2453	A	C8-N9-C4	5.50	108.00	105.80
1	BA	60	G	C5-C6-O6	-5.50	125.30	128.60
1	AA	399	G	N9-C4-C5	-5.49	103.20	105.40
3	AD	274	ARG	C-N-CA	5.49	135.43	121.70
1	BA	271(H)	G	N9-C4-C5	-5.49	103.20	105.40
1	BA	335	C	C6-N1-C2	-5.49	118.10	120.30
1	BA	827	U	N3-C2-O2	5.49	126.05	122.20
1	BA	2523	G	N1-C6-O6	5.49	123.20	119.90
31	CA	1102	A	N3-C4-C5	-5.49	122.95	126.80
1	BA	975	C	N3-C4-N4	-5.49	114.16	118.00
1	AA	2523	G	C8-N9-C4	5.49	108.60	106.40
1	AA	845	G	C6-C5-N7	-5.49	127.11	130.40
1	BA	2022	U	N3-C4-O4	5.49	123.24	119.40
1	AA	1602	U	C4-C5-C6	5.49	122.99	119.70
1	BA	686	G	C4-C5-N7	5.49	113.00	110.80
31	CA	1123	A	N1-C6-N6	-5.49	115.31	118.60
1	AA	1204	A	N9-C4-C5	-5.48	103.61	105.80
1	BA	2490	G	C5-C6-N1	-5.48	108.76	111.50
1	AA	2200	C	C6-N1-C1'	-5.48	114.22	120.80
31	DA	736	C	C2-N1-C1'	5.48	124.83	118.80
1	BA	1033	U	C6-N1-C2	5.48	124.29	121.00
1	AA	2439	A	N9-C4-C5	-5.48	103.61	105.80
1	BA	1680	U	C6-N1-C2	-5.48	117.71	121.00
1	AA	465	G	C8-N9-C4	-5.47	104.21	106.40
1	BA	1622	G	N3-C2-N2	-5.47	116.07	119.90

Continued on next page...

Continued from previous page...

Mol	Chain	Res	Type	Atoms	Z	Observed(°)	Ideal(°)
1	BA	2032	G	N7-C8-N9	5.47	115.84	113.10
31	CA	749	C	C5-C6-N1	5.47	123.73	121.00
31	CA	1122	U	C5-C6-N1	5.47	125.43	122.70
1	AA	652(F)	G	N7-C8-N9	5.47	115.83	113.10
1	BA	446	G	N1-C6-O6	5.47	123.18	119.90
31	CA	1492	A	C2'-C3'-O3'	5.47	122.45	113.70
1	AA	792	G	N9-C4-C5	-5.46	103.21	105.40
1	BA	1306	C	N3-C4-C5	5.46	124.09	121.90
1	AA	2187	G	C4-C5-N7	5.46	112.98	110.80
1	AA	2249	U	N3-C4-O4	5.46	123.22	119.40
31	CA	1012	U	N1-C2-O2	-5.46	118.98	122.80
1	AA	2560	C	N3-C4-C5	5.46	124.08	121.90
1	BA	2155	G	C5-C6-O6	-5.46	125.33	128.60
31	DA	1229	A	C6-N1-C2	5.46	121.88	118.60
1	AA	130	C	C6-N1-C1'	-5.46	114.25	120.80
1	AA	1210	A	C6-C5-N7	-5.46	128.48	132.30
1	AA	1784	A	C5-C6-N1	-5.46	114.97	117.70
1	BA	2482	G	N3-C4-C5	-5.46	125.87	128.60
1	BA	2504	U	C5-C6-N1	5.46	125.43	122.70
1	AA	1355	G	N7-C8-N9	5.45	115.83	113.10
31	CA	1030	C	C6-N1-C2	-5.45	118.12	120.30
1	BA	1343	G	C8-N9-C1'	-5.45	119.91	127.00
1	AA	71	A	N7-C8-N9	5.45	116.53	113.80
1	AA	1204	A	C6-C5-N7	-5.45	128.49	132.30
1	AA	1328	G	N9-C4-C5	-5.45	103.22	105.40
1	AA	1673	U	C6-N1-C2	5.45	124.27	121.00
1	AA	2440	C	C5-C4-N4	5.45	124.02	120.20
1	AA	1333	C	N1-C2-O2	5.45	122.17	118.90
1	AA	2448	A	N1-C6-N6	5.45	121.87	118.60
1	BA	1187	G	C8-N9-C4	-5.45	104.22	106.40
1	AA	949	C	C6-N1-C2	5.45	122.48	120.30
1	BA	1022	G	C8-N9-C1'	5.45	134.08	127.00
1	BA	1306	C	C5-C4-N4	-5.44	116.39	120.20
1	BA	1982	C	C5-C6-N1	5.44	123.72	121.00
31	CA	226	G	N7-C8-N9	-5.44	110.38	113.10
31	CA	738	C	C6-N1-C2	-5.44	118.12	120.30
1	BA	944	G	C8-N9-C1'	-5.44	119.93	127.00
1	BA	1721	G	C4-C5-N7	5.44	112.97	110.80
1	AA	1131	G	C8-N9-C1'	5.43	134.06	127.00
1	BA	56	A	N9-C4-C5	-5.43	103.63	105.80
1	BA	1313	U	C6-N1-C1'	-5.43	113.59	121.20
2	BB	92	C	C5-C6-N1	5.43	123.72	121.00

Continued on next page...

Continued from previous page...

Mol	Chain	Res	Type	Atoms	Z	Observed(°)	Ideal(°)
1	AA	802	A	N1-C6-N6	5.43	121.86	118.60
1	AA	1644	C	C2-N1-C1'	5.43	124.78	118.80
1	BA	79	G	N3-C4-C5	5.43	131.32	128.60
31	CA	1030	C	C5-C6-N1	5.43	123.72	121.00
1	AA	1541	G	C4-C5-N7	-5.43	108.63	110.80
1	AA	1698	A	C5-C6-N1	-5.43	114.98	117.70
1	BA	450	G	C5-C6-O6	5.43	131.86	128.60
1	BA	1671	U	C6-N1-C2	-5.43	117.74	121.00
1	BA	2590	A	N3-C4-C5	5.43	130.60	126.80
1	AA	1190	G	C8-N9-C1'	5.43	134.06	127.00
1	BA	774	A	C8-N9-C4	-5.43	103.63	105.80
31	CA	181	G	C8-N9-C4	-5.43	104.23	106.40
31	DA	1311	G	N3-C2-N2	-5.43	116.10	119.90
1	AA	1382	G	C4-N9-C1'	-5.42	119.45	126.50
1	AA	2742	C	C6-N1-C2	5.42	122.47	120.30
1	BA	109	G	C4-C5-N7	-5.42	108.63	110.80
31	DA	76	C	N3-C4-C5	5.42	124.07	121.90
1	BA	1026	U	C2-N1-C1'	5.42	124.21	117.70
1	AA	2022	U	N1-C2-N3	-5.42	111.65	114.90
1	BA	1183	G	C2-N3-C4	-5.42	109.19	111.90
1	AA	1432	C	N3-C2-O2	5.42	125.69	121.90
1	AA	2022	U	C5-C4-O4	-5.42	122.65	125.90
1	BA	1914	C	P-O3'-C3'	-5.42	113.20	119.70
1	AA	460	A	C8-N9-C4	5.42	107.97	105.80
1	AA	141	A	N7-C8-N9	5.41	116.51	113.80
1	AA	945	A	C4-C5-N7	5.41	113.41	110.70
1	BA	865	C	N1-C2-N3	-5.41	115.41	119.20
31	DA	460	G	N7-C8-N9	5.41	115.81	113.10
1	BA	1531	C	C2-N1-C1'	5.41	124.75	118.80
1	BA	1671	U	C4-C5-C6	5.41	122.95	119.70
1	AA	676	A	C4-N9-C1'	5.41	136.04	126.30
1	BA	188	G	N9-C4-C5	-5.41	103.24	105.40
1	AA	1690	A	C8-N9-C4	5.41	107.96	105.80
31	CA	521	G	N1-C6-O6	-5.41	116.66	119.90
1	AA	988	A	N9-C4-C5	-5.41	103.64	105.80
1	AA	666	G	C6-C5-N7	-5.41	127.16	130.40
1	AA	1571	A	N1-C6-N6	-5.41	115.36	118.60
1	AA	1941	C	C2-N1-C1'	5.41	124.75	118.80
1	BA	2382	G	N9-C4-C5	-5.41	103.24	105.40
1	AA	117	G	N1-C6-O6	-5.40	116.66	119.90
1	BA	1678	G	N3-C2-N2	-5.40	116.12	119.90
1	BA	1426	G	C5-C6-O6	-5.40	125.36	128.60

Continued on next page...

Continued from previous page...

Mol	Chain	Res	Type	Atoms	Z	Observed(°)	Ideal(°)
31	CA	243	A	C8-N9-C4	-5.40	103.64	105.80
1	BA	92	A	N7-C8-N9	5.40	116.50	113.80
1	AA	546	C	C2-N1-C1'	5.40	124.74	118.80
1	AA	856	C	C5-C6-N1	5.39	123.70	121.00
1	BA	205	G	N3-C2-N2	5.39	123.68	119.90
1	AA	2658	C	N3-C2-O2	-5.39	118.12	121.90
1	BA	676	A	C8-N9-C4	-5.39	103.64	105.80
31	CA	1282	C	N3-C4-C5	5.39	124.06	121.90
31	CA	175	C	N1-C2-O2	5.39	122.14	118.90
31	CA	204	U	C2-N1-C1'	5.39	124.17	117.70
1	AA	450	G	N9-C4-C5	5.39	107.56	105.40
1	AA	2081	C	C6-N1-C2	5.39	122.46	120.30
1	AA	2512	C	N1-C2-O2	-5.39	115.67	118.90
1	BA	2271	G	N3-C4-C5	-5.39	125.91	128.60
1	BA	2581	G	N9-C4-C5	5.39	107.56	105.40
31	DA	1494	G	C6-N1-C2	-5.39	121.87	125.10
1	AA	1109	C	C6-N1-C2	-5.38	118.15	120.30
31	DA	895	G	N1-C6-O6	5.38	123.13	119.90
1	AA	825	C	C6-N1-C2	-5.38	118.15	120.30
1	BA	857	C	C6-N1-C2	-5.38	118.15	120.30
1	BA	1300	U	P-O3'-C3'	5.38	126.16	119.70
1	BA	530	G	C8-N9-C4	-5.38	104.25	106.40
1	BA	995	C	C6-N1-C1'	5.38	127.26	120.80
31	CA	221	C	C6-N1-C2	-5.38	118.15	120.30
1	BA	788	A	C8-N9-C4	5.38	107.95	105.80
31	CA	1323	G	N3-C4-N9	5.38	129.23	126.00
1	AA	2010	G	N1-C6-O6	5.38	123.13	119.90
31	DA	1030(B)	C	C5-C6-N1	5.38	123.69	121.00
31	CA	1149	C	N3-C4-C5	-5.38	119.75	121.90
1	BA	196	A	N9-C4-C5	-5.37	103.65	105.80
1	BA	528	A	C4-C5-N7	5.37	113.39	110.70
1	BA	1044	G	N3-C4-C5	-5.37	125.91	128.60
1	BA	2275	C	N3-C4-C5	5.37	124.05	121.90
1	BA	2585	U	C2-N1-C1'	5.37	124.15	117.70
1	AA	2058	A	C8-N9-C4	-5.37	103.65	105.80
1	AA	1840	G	C4-N9-C1'	5.37	133.48	126.50
1	BA	1925	C	C2-N1-C1'	-5.37	112.89	118.80
31	DA	1023	G	N3-C4-C5	-5.37	125.92	128.60
1	AA	752	A	C8-N9-C4	-5.37	103.65	105.80
3	AD	239	ARG	N-CA-C	-5.37	96.51	111.00
1	BA	2249	U	C5-C6-N1	5.37	125.38	122.70
31	CA	435	C	C6-N1-C2	-5.37	118.15	120.30

Continued on next page...

Continued from previous page...

Mol	Chain	Res	Type	Atoms	Z	Observed(°)	Ideal(°)
1	AA	1660	C	C2-N1-C1'	-5.36	112.90	118.80
31	DA	992	U	C5-C6-N1	5.36	125.38	122.70
1	BA	784	A	N3-C4-N9	-5.36	123.11	127.40
31	CA	1123	A	C6-C5-N7	5.36	136.05	132.30
1	AA	1107	G	C8-N9-C1'	-5.36	120.03	127.00
1	BA	2335	A	N1-C6-N6	-5.36	115.39	118.60
31	DA	354	G	C6-C5-N7	-5.36	127.19	130.40
1	AA	2238	G	C8-N9-C4	-5.36	104.26	106.40
1	BA	1271	G	C5-C6-N1	-5.36	108.82	111.50
1	BA	1344	G	N1-C6-O6	5.36	123.11	119.90
1	BA	1671	U	N1-C2-O2	-5.36	119.05	122.80
1	BA	1674	G	C8-N9-C1'	-5.36	120.04	127.00
1	BA	1938	A	C6-C5-N7	-5.36	128.55	132.30
31	DA	519	C	C6-N1-C2	-5.36	118.16	120.30
10	AO	8	LEU	CA-CB-CG	5.35	127.61	115.30
1	BA	1783	A	N9-C4-C5	5.35	107.94	105.80
31	DA	697	U	C5-C6-N1	-5.35	120.02	122.70
1	AA	1721	G	C2-N3-C4	5.35	114.58	111.90
1	BA	456	C	N3-C4-C5	5.35	124.04	121.90
31	DA	117	G	N1-C6-O6	5.35	123.11	119.90
1	BA	2283	C	N3-C2-O2	5.35	125.64	121.90
31	CA	501	C	C6-N1-C2	-5.35	118.16	120.30
1	AA	601	C	C6-N1-C2	5.34	122.44	120.30
1	BA	792	G	N9-C4-C5	-5.34	103.26	105.40
1	AA	1339	G	N9-C4-C5	-5.34	103.26	105.40
1	BA	728	G	C8-N9-C4	5.34	108.54	106.40
1	BA	1779	U	C6-N1-C1'	5.34	128.68	121.20
31	DA	1123	A	C6-C5-N7	5.34	136.04	132.30
1	AA	2599	G	N7-C8-N9	-5.34	110.43	113.10
1	BA	2489	G	C8-N9-C4	5.34	108.54	106.40
1	AA	566	U	N3-C4-O4	-5.34	115.67	119.40
2	BB	7	G	C5-C6-O6	-5.33	125.40	128.60
1	AA	85	G	C8-N9-C4	5.33	108.53	106.40
1	AA	2693	A	C8-N9-C4	5.33	107.93	105.80
1	BA	1050	A	N7-C8-N9	5.33	116.47	113.80
31	DA	435	C	C5-C6-N1	5.33	123.67	121.00
1	BA	784	A	N1-C6-N6	-5.33	115.40	118.60
1	BA	2785	C	C5-C6-N1	5.33	123.66	121.00
1	AA	596	G	N9-C4-C5	5.33	107.53	105.40
1	AA	2013	A	N1-C6-N6	5.33	121.80	118.60
1	AA	1955	U	C6-N1-C2	5.32	124.19	121.00
1	BA	2449	U	C5-C4-O4	-5.32	122.71	125.90

Continued on next page...

Continued from previous page...

Mol	Chain	Res	Type	Atoms	Z	Observed(°)	Ideal(°)
31	DA	1495	U	C6-N1-C2	-5.32	117.81	121.00
1	AA	2484	G	C4-N9-C1'	5.32	133.41	126.50
1	BA	933	A	N1-C6-N6	5.32	121.79	118.60
31	CA	443	C	C2-N1-C1'	5.32	124.65	118.80
1	BA	1332	G	C8-N9-C1'	5.32	133.91	127.00
31	CA	1282	C	C2-N1-C1'	5.32	124.65	118.80
31	DA	1501	C	C6-N1-C2	5.32	122.43	120.30
1	AA	139(A)	G	C6-C5-N7	-5.31	127.21	130.40
1	AA	188	G	N9-C4-C5	-5.31	103.28	105.40
1	AA	831	G	C5-C6-N1	-5.31	108.84	111.50
1	AA	1616	A	N9-C4-C5	-5.31	103.67	105.80
1	BA	1193	G	N1-C6-O6	5.31	123.09	119.90
1	AA	645	C	C6-N1-C2	-5.31	118.18	120.30
1	BA	24	G	C4-C5-N7	-5.31	108.68	110.80
1	BA	1779	U	C2-N3-C4	-5.31	123.81	127.00
31	DA	1151	A	N1-C6-N6	-5.31	115.41	118.60
1	BA	1049	C	C3'-C2'-C1'	5.31	105.75	101.50
1	BA	1279	G	C8-N9-C4	-5.31	104.28	106.40
1	AA	1740	G	C8-N9-C4	5.30	108.52	106.40
1	AA	1022	G	N1-C2-N2	5.30	120.97	116.20
1	AA	2493	U	C5-C6-N1	-5.30	120.05	122.70
1	AA	1285	G	C4-C5-N7	-5.30	108.68	110.80
31	CA	460	G	C6-C5-N7	-5.30	127.22	130.40
1	BA	1820	U	C5-C4-O4	5.30	129.08	125.90
31	DA	1311	G	N9-C4-C5	5.30	107.52	105.40
1	AA	130	C	C2-N3-C4	-5.30	117.25	119.90
1	AA	114	U	C6-N1-C1'	-5.30	113.79	121.20
1	AA	332	A	C8-N9-C4	5.30	107.92	105.80
1	AA	1115	G	C8-N9-C4	5.30	108.52	106.40
1	BA	109	G	N1-C6-O6	-5.30	116.72	119.90
1	BA	184	C	C6-N1-C2	-5.30	118.18	120.30
31	CA	1493	A	N7-C8-N9	-5.29	111.15	113.80
31	DA	316	G	C5-C6-O6	-5.29	125.42	128.60
1	BA	723	G	C6-C5-N7	-5.29	127.22	130.40
31	CA	1029	C	C6-N1-C1'	5.29	127.15	120.80
1	AA	2447	G	C4-N9-C1'	-5.29	119.62	126.50
1	BA	1519	G	C8-N9-C4	-5.29	104.28	106.40
1	BA	2863	C	C6-N1-C2	5.29	122.42	120.30
1	BA	83	G	N3-C4-N9	-5.29	122.83	126.00
1	BA	1721	G	C5-N7-C8	-5.29	101.66	104.30
1	BA	2121	G	N9-C4-C5	5.29	107.52	105.40
31	CA	172	A	C8-N9-C4	-5.29	103.69	105.80

Continued on next page...

Continued from previous page...

Mol	Chain	Res	Type	Atoms	Z	Observed(°)	Ideal(°)
31	DA	1492	A	N9-C4-C5	5.29	107.92	105.80
1	AA	1575	C	C6-N1-C2	5.29	122.42	120.30
31	CA	171	A	C8-N9-C4	-5.29	103.69	105.80
31	CA	953	G	N3-C4-N9	5.29	129.17	126.00
2	BB	12	C	N3-C2-O2	-5.28	118.20	121.90
1	AA	575	A	N1-C6-N6	5.28	121.77	118.60
31	DA	1409	C	C6-N1-C2	-5.28	118.19	120.30
1	BA	1024	G	N3-C4-N9	5.28	129.17	126.00
1	BA	1721	G	N3-C2-N2	5.28	123.60	119.90
1	BA	2141	G	C6-N1-C2	5.28	128.27	125.10
31	CA	1129	C	N1-C2-O2	5.28	122.07	118.90
1	AA	12	U	C6-N1-C2	-5.28	117.83	121.00
1	BA	652(H)	C	C2-N3-C4	5.28	122.54	119.90
1	BA	945	A	C5-C6-N6	-5.28	119.48	123.70
1	BA	995	C	C2-N1-C1'	-5.28	112.99	118.80
1	BA	451	C	C6-N1-C2	5.28	122.41	120.30
1	BA	639	U	N3-C2-O2	-5.27	118.51	122.20
1	AA	2484	G	C6-C5-N7	-5.27	127.24	130.40
1	BA	1373	A	C8-N9-C4	5.27	107.91	105.80
31	CA	1037	C	C6-N1-C2	-5.27	118.19	120.30
49	DS	9	VAL	N-CA-C	5.27	125.23	111.00
1	AA	221	A	C3'-C2'-C1'	5.27	105.71	101.50
1	AA	2501	C	C6-N1-C2	5.27	122.41	120.30
1	BA	1187	G	N9-C4-C5	5.27	107.51	105.40
31	CA	460	G	C8-N9-C4	-5.27	104.29	106.40
31	DA	1017	G	C5-C6-O6	5.27	131.76	128.60
1	AA	34	C	C2-N1-C1'	5.26	124.59	118.80
1	AA	1339	G	C8-N9-C4	5.26	108.51	106.40
1	AA	465	G	C4-N9-C1'	5.26	133.34	126.50
1	AA	587	C	C6-N1-C2	5.26	122.41	120.30
1	AA	1355	G	C8-N9-C4	-5.26	104.30	106.40
1	AA	1609	A	C8-N9-C4	-5.26	103.70	105.80
1	BA	139(A)	G	C4-C5-N7	5.26	112.90	110.80
1	BA	2489	G	C4-C5-N7	5.26	112.90	110.80
3	BD	60	ARG	NE-CZ-NH1	-5.26	117.67	120.30
1	BA	2791	C	C5-C6-N1	5.26	123.63	121.00
31	CA	1027	C	N3-C4-C5	-5.26	119.80	121.90
1	BA	1963	U	N1-C2-O2	5.25	126.48	122.80
1	AA	1120	G	N3-C4-N9	-5.25	122.85	126.00
1	AA	1259	G	C8-N9-C4	5.25	108.50	106.40
1	BA	652(O)	C	N1-C2-O2	5.25	122.05	118.90
31	DA	1112	C	C6-N1-C2	-5.25	118.20	120.30

Continued on next page...

Continued from previous page...

Mol	Chain	Res	Type	Atoms	Z	Observed(°)	Ideal(°)
1	AA	827	U	N1-C2-O2	-5.25	119.12	122.80
1	AA	2508	G	C8-N9-C4	5.25	108.50	106.40
2	BB	84	C	C2-N1-C1'	-5.25	113.03	118.80
31	CA	1124	G	C6-N1-C2	5.25	128.25	125.10
1	AA	950	G	N3-C4-C5	-5.25	125.97	128.60
1	AA	2680	C	N3-C4-C5	5.25	124.00	121.90
1	BA	335	C	C5-C6-N1	5.25	123.62	121.00
1	BA	750	A	C8-N9-C4	-5.25	103.70	105.80
31	CA	1402	C	C6-N1-C2	-5.25	118.20	120.30
1	BA	680	G	N3-C2-N2	-5.24	116.23	119.90
1	BA	777	A	N1-C2-N3	5.24	131.92	129.30
1	BA	1698	A	C5-N7-C8	-5.24	101.28	103.90
1	BA	2058	A	C8-N9-C4	-5.24	103.70	105.80
1	BA	2449	U	N3-C4-O4	5.24	123.07	119.40
1	AA	693	C	N3-C4-C5	5.24	124.00	121.90
1	BA	1340	U	C5-C6-N1	-5.24	120.08	122.70
1	BA	1779	U	C6-N1-C2	5.24	124.14	121.00
1	AA	351	G	N1-C6-O6	5.24	123.05	119.90
1	BA	2306	C	C5-C6-N1	5.24	123.62	121.00
31	DA	376	G	C8-N9-C4	5.24	108.50	106.40
1	AA	2866	U	C6-N1-C1'	-5.24	113.87	121.20
1	AA	1963	U	N1-C2-O2	5.24	126.47	122.80
1	AA	2439	A	N7-C8-N9	5.24	116.42	113.80
1	AA	453	C	C5-C6-N1	-5.23	118.38	121.00
31	DA	76	C	C6-N1-C1'	-5.23	114.52	120.80
1	AA	271(M)	G	C8-N9-C1'	-5.23	120.20	127.00
1	AA	679	C	N1-C2-O2	-5.23	115.76	118.90
1	AA	2607	G	C4-N9-C1'	5.23	133.30	126.50
1	BA	1116	C	C6-N1-C1'	-5.23	114.52	120.80
1	BA	1955	U	C2-N1-C1'	-5.23	111.42	117.70
31	DA	1491	G	C4-C5-N7	-5.23	108.71	110.80
1	AA	1142(A)	A	N7-C8-N9	5.23	116.42	113.80
1	BA	2464	C	C4-C5-C6	-5.23	114.78	117.40
1	AA	2061	G	N9-C4-C5	-5.23	103.31	105.40
1	BA	970	C	C6-N1-C2	5.23	122.39	120.30
1	BA	2036	C	C5-C6-N1	5.23	123.61	121.00
1	BA	2790	A	C2-N3-C4	5.23	113.21	110.60
2	BB	109	C	C6-N1-C2	5.23	122.39	120.30
31	CA	1228	C	C6-N1-C2	-5.23	118.21	120.30
31	CA	105	G	C4-N9-C1'	-5.22	119.71	126.50
1	AA	1223	G	C8-N9-C4	-5.22	104.31	106.40
1	BA	61	G	N3-C2-N2	-5.22	116.25	119.90

Continued on next page...

Continued from previous page...

Mol	Chain	Res	Type	Atoms	Z	Observed(°)	Ideal(°)
1	BA	2375	G	N7-C8-N9	-5.22	110.49	113.10
31	DA	442	C	C5-C6-N1	5.22	123.61	121.00
31	DA	442	C	C6-N1-C2	-5.22	118.21	120.30
31	DA	1054	C	N1-C2-O2	-5.22	115.77	118.90
1	BA	2744	G	N9-C4-C5	-5.22	103.31	105.40
2	BB	13	A	N1-C6-N6	-5.22	115.47	118.60
2	BB	116	G	C8-N9-C1'	-5.22	120.22	127.00
1	AA	2191	G	C4-C5-N7	5.22	112.89	110.80
31	DA	257	G	C8-N9-C4	5.22	108.49	106.40
1	AA	856	C	C3'-C2'-C1'	-5.22	97.33	101.50
7	AH	71	LEU	CA-CB-CG	5.22	127.30	115.30
1	BA	2137	C	N3-C4-C5	-5.22	119.81	121.90
1	BA	2429	G	C4-C5-N7	-5.22	108.71	110.80
1	AA	139(A)	G	N3-C4-N9	5.21	129.13	126.00
1	AA	2085	C	C6-N1-C2	5.21	122.39	120.30
11	AP	26	GLY	C-N-CA	5.21	134.73	121.70
1	BA	271(M)	G	C6-N1-C2	-5.21	121.97	125.10
1	BA	475	U	C2-N1-C1'	5.21	123.96	117.70
1	AA	2512	C	N3-C2-O2	5.21	125.55	121.90
1	AA	2601	C	N1-C2-O2	-5.21	115.77	118.90
31	DA	927	G	C5-C6-O6	5.21	131.73	128.60
1	BA	1689	A	N1-C6-N6	-5.21	115.47	118.60
1	AA	2606	C	N3-C4-C5	5.21	123.98	121.90
1	BA	254	G	N3-C4-C5	-5.21	126.00	128.60
1	BA	2706	G	C8-N9-C4	5.21	108.48	106.40
31	CA	1091	U	C6-N1-C2	-5.21	117.88	121.00
31	DA	200	G	C8-N9-C4	5.21	108.48	106.40
31	DA	1149	C	N3-C4-C5	-5.21	119.82	121.90
1	AA	1784	A	C8-N9-C4	5.21	107.88	105.80
1	BA	652(T)	C	C5-C6-N1	5.21	123.60	121.00
1	AA	2759	G	N9-C4-C5	-5.21	103.32	105.40
1	BA	58	G	N1-C2-N3	5.20	127.02	123.90
31	CA	1026	G	N7-C8-N9	5.20	115.70	113.10
1	BA	2062	A	N1-C6-N6	5.20	121.72	118.60
40	DJ	90	LEU	C-N-CD	-5.20	109.16	120.60
1	AA	2818	G	C8-N9-C4	5.20	108.48	106.40
31	DA	616	G	C4-N9-C1'	5.20	133.26	126.50
1	BA	114	U	N3-C2-O2	-5.20	118.56	122.20
1	AA	928	G	C4-C5-N7	5.20	112.88	110.80
1	AA	1371	G	N1-C6-O6	5.20	123.02	119.90
1	AA	2382	G	N3-C2-N2	5.20	123.54	119.90
1	BA	1037	G	C8-N9-C4	5.19	108.48	106.40

Continued on next page...

Continued from previous page...

Mol	Chain	Res	Type	Atoms	Z	Observed(°)	Ideal(°)
1	AA	81	G	N1-C6-O6	5.19	123.02	119.90
1	AA	1190	G	N1-C6-O6	-5.19	116.78	119.90
1	BA	649	G	N3-C2-N2	-5.19	116.27	119.90
3	BD	244	ARG	N-CA-C	-5.19	96.98	111.00
1	AA	792	G	C8-N9-C1'	-5.19	120.25	127.00
1	AA	2607	G	C8-N9-C1'	-5.19	120.25	127.00
1	BA	2382	G	C2-N3-C4	-5.19	109.30	111.90
31	CA	1351	U	C5-C6-N1	5.19	125.30	122.70
1	BA	474	G	C8-N9-C4	-5.19	104.33	106.40
1	BA	1231	G	N3-C4-N9	-5.19	122.89	126.00
1	AA	511	U	C2-N1-C1'	5.19	123.92	117.70
1	AA	2757	A	C8-N9-C4	-5.18	103.73	105.80
31	DA	1417	G	C5-C6-N1	-5.18	108.91	111.50
1	AA	2253	G	N1-C6-O6	5.18	123.01	119.90
1	BA	690	G	N7-C8-N9	-5.18	110.51	113.10
1	BA	1313	U	N1-C2-O2	5.18	126.43	122.80
31	CA	749	C	C6-N1-C2	-5.18	118.23	120.30
1	BA	2102	U	N1-C2-O2	5.18	126.42	122.80
1	AA	1039	G	N9-C4-C5	-5.18	103.33	105.40
1	AA	1109	C	N3-C4-N4	5.18	121.62	118.00
1	BA	2176	A	C8-N9-C4	-5.18	103.73	105.80
1	AA	34	C	N1-C2-O2	5.17	122.00	118.90
1	AA	2055	C	C6-N1-C2	5.17	122.37	120.30
1	BA	2032	G	C8-N9-C1'	5.17	133.73	127.00
1	BA	2894	G	C4-N9-C1'	5.17	133.23	126.50
31	CA	1091	U	N1-C2-O2	5.17	126.42	122.80
1	AA	1615	C	C6-N1-C2	5.17	122.37	120.30
1	AA	1653	G	C8-N9-C1'	-5.17	120.28	127.00
1	BA	956	G	N1-C6-O6	5.17	123.00	119.90
1	BA	2028	U	N1-C2-O2	-5.17	119.18	122.80
1	BA	1274	A	C8-N9-C4	5.17	107.87	105.80
1	BA	2106	G	C6-N1-C2	5.17	128.20	125.10
40	CJ	90	LEU	C-N-CD	-5.17	109.23	120.60
1	BA	1258	C	C6-N1-C2	5.17	122.37	120.30
1	AA	1982	C	C6-N1-C1'	-5.17	114.60	120.80
1	AA	2241	A	N7-C8-N9	-5.17	111.22	113.80
1	BA	1721	G	N7-C8-N9	5.17	115.68	113.10
1	BA	856	C	C3'-C2'-C1'	-5.17	97.37	101.50
1	AA	139(A)	G	C5-N7-C8	-5.16	101.72	104.30
1	AA	1863	G	C8-N9-C4	5.16	108.47	106.40
1	AA	2099	U	C6-N1-C2	-5.16	117.90	121.00
1	AA	2105	C	C5-C6-N1	5.16	123.58	121.00

Continued on next page...

Continued from previous page...

Mol	Chain	Res	Type	Atoms	Z	Observed(°)	Ideal(°)
1	BA	116	C	C5-C6-N1	-5.16	118.42	121.00
1	BA	1143	A	N1-C6-N6	5.16	121.70	118.60
1	BA	2311	A	C8-N9-C4	-5.16	103.73	105.80
1	BA	2501	C	C2-N1-C1'	-5.16	113.12	118.80
31	DA	972	C	C5-C6-N1	5.16	123.58	121.00
1	AA	566	U	C2-N3-C4	-5.16	123.90	127.00
1	AA	1698	A	N7-C8-N9	5.16	116.38	113.80
1	BA	565	C	N1-C2-O2	5.16	122.00	118.90
31	CA	1028	C	C6-N1-C2	-5.16	118.23	120.30
1	AA	1938	A	N1-C6-N6	5.16	121.70	118.60
2	AB	116	G	N9-C4-C5	-5.16	103.34	105.40
1	BA	761	A	N7-C8-N9	5.16	116.38	113.80
1	AA	139(A)	G	N7-C8-N9	5.16	115.68	113.10
1	AA	652(T)	C	N1-C2-O2	5.16	121.99	118.90
31	DA	1378	C	C6-N1-C2	-5.16	118.24	120.30
31	DA	940	C	C5-C6-N1	5.15	123.58	121.00
1	AA	1259	G	N7-C8-N9	-5.15	110.52	113.10
1	BA	572	A	C8-N9-C4	-5.15	103.74	105.80
1	BA	649	G	N1-C6-O6	5.15	122.99	119.90
1	AA	1678	G	C6-C5-N7	-5.15	127.31	130.40
1	BA	885	C	N3-C2-O2	-5.15	118.30	121.90
31	DA	97	G	N1-C6-O6	5.15	122.99	119.90
31	DA	460	G	C5-C6-O6	-5.15	125.51	128.60
31	DA	1002	G	C8-N9-C4	-5.15	104.34	106.40
1	BA	528	A	N3-C4-N9	-5.15	123.28	127.40
1	BA	937	U	C2-N1-C1'	-5.15	111.52	117.70
1	AA	2473	U	C6-N1-C1'	-5.15	113.99	121.20
1	BA	2503	A	C5-C6-N6	-5.15	119.58	123.70
31	DA	1138	G	N3-C4-C5	-5.15	126.03	128.60
1	AA	933	A	C5-N7-C8	-5.14	101.33	103.90
27	A5	54	GLY	N-CA-C	-5.14	100.24	113.10
1	BA	1678	G	C8-N9-C4	-5.14	104.34	106.40
1	BA	2249	U	C5-C4-O4	5.14	128.99	125.90
1	BA	2544	G	N3-C4-N9	5.14	129.09	126.00
1	BA	2894	G	C5-C6-N1	-5.14	108.93	111.50
31	CA	1034	G	C5-C6-N1	-5.14	108.93	111.50
31	DA	917	G	C8-N9-C4	-5.14	104.34	106.40
1	AA	1368	G	N3-C2-N2	-5.14	116.30	119.90
1	BA	33	U	C5-C4-O4	5.14	128.99	125.90
1	AA	1382	G	N3-C4-N9	-5.14	122.92	126.00
1	BA	2503	A	C2-N3-C4	5.14	113.17	110.60
31	CA	1502	A	N7-C8-N9	5.14	116.37	113.80

Continued on next page...

Continued from previous page...

Mol	Chain	Res	Type	Atoms	Z	Observed(°)	Ideal(°)
1	BA	1314	C	N1-C2-O2	5.14	121.98	118.90
1	AA	1022	G	C8-N9-C1'	5.13	133.67	127.00
1	AA	1115	G	N3-C4-C5	5.13	131.17	128.60
31	DA	1255	G	C5-C6-O6	-5.13	125.52	128.60
31	DA	1184	G	C6-C5-N7	5.13	133.48	130.40
1	BA	933	A	C6-C5-N7	-5.13	128.71	132.30
1	BA	1930	G	C4-N9-C1'	-5.13	119.83	126.50
31	DA	1184	G	N3-C2-N2	-5.13	116.31	119.90
1	AA	2367	G	N9-C4-C5	-5.13	103.35	105.40
1	AA	2768	C	C6-N1-C2	-5.13	118.25	120.30
1	AA	1206	G	N1-C6-O6	5.13	122.98	119.90
1	AA	2318	G	C8-N9-C1'	-5.13	120.33	127.00
31	CA	1017	G	N3-C4-N9	-5.13	122.92	126.00
31	CA	1524	C	N3-C2-O2	5.13	125.49	121.90
31	DA	784	C	C6-N1-C2	5.13	122.35	120.30
1	AA	1882	C	C6-N1-C1'	-5.13	114.65	120.80
1	AA	2320	A	N1-C6-N6	-5.13	115.52	118.60
1	AA	2610	C	P-O3'-C3'	5.12	125.85	119.70
1	BA	1800	C	C2-N1-C1'	-5.12	113.16	118.80
31	CA	76	C	N1-C2-O2	5.12	121.97	118.90
31	CA	1032	G	N9-C4-C5	5.12	107.45	105.40
31	DA	1493	A	C4-N9-C1'	5.12	135.52	126.30
1	AA	190	A	N1-C6-N6	5.12	121.67	118.60
1	AA	389	G	N1-C6-O6	5.12	122.97	119.90
1	AA	1840	G	C8-N9-C1'	-5.12	120.34	127.00
1	AA	1992	G	N3-C4-C5	-5.12	126.04	128.60
31	DA	1184	G	N1-C2-N2	5.12	120.81	116.20
1	AA	62	C	C2-N1-C1'	-5.12	113.17	118.80
1	AA	885	C	N3-C2-O2	-5.12	118.31	121.90
1	BA	512	G	C8-N9-C1'	5.12	133.66	127.00
1	BA	1902	C	N1-C2-O2	5.12	121.97	118.90
1	BA	271(O)	C	N1-C2-O2	5.12	121.97	118.90
1	BA	1488	G	C4-N9-C1'	5.12	133.16	126.50
1	BA	949	C	N1-C2-O2	-5.12	115.83	118.90
1	BA	1656	C	C6-N1-C2	-5.12	118.25	120.30
1	AA	130	C	N3-C2-O2	-5.12	118.32	121.90
1	BA	2162	G	N3-C4-C5	-5.12	126.04	128.60
1	BA	2391	G	C4-N9-C1'	-5.12	119.85	126.50
1	BA	2689	U	N3-C2-O2	-5.12	118.62	122.20
34	CD	12	CYS	N-CA-C	-5.12	97.19	111.00
1	BA	758	C	C6-N1-C2	-5.11	118.25	120.30
1	BA	1773	A	C8-N9-C4	-5.11	103.75	105.80

Continued on next page...

Continued from previous page...

Mol	Chain	Res	Type	Atoms	Z	Observed(°)	Ideal(°)
1	AA	855	G	C8-N9-C4	-5.11	104.36	106.40
2	BB	106	G	N1-C6-O6	5.11	122.97	119.90
2	BB	116	G	C4-N9-C1'	5.11	133.15	126.50
26	B4	42	PHE	C-N-CA	5.11	134.48	121.70
1	AA	71	A	C4-C5-N7	5.11	113.25	110.70
1	AA	190	A	N9-C4-C5	-5.11	103.76	105.80
1	BA	102	G	C4-C5-N7	-5.11	108.76	110.80
2	BB	92	C	C6-N1-C2	-5.11	118.26	120.30
31	CA	1123	A	C4-N9-C1'	-5.11	117.11	126.30
31	DA	299	G	C4-C5-N7	-5.11	108.76	110.80
1	AA	568	U	N3-C2-O2	5.11	125.77	122.20
1	AA	697	C	C2-N1-C1'	5.11	124.42	118.80
1	BA	1265	A	N7-C8-N9	5.11	116.35	113.80
31	DA	721	G	N1-C6-O6	5.11	122.96	119.90
31	DA	1229	A	C5-C6-N1	-5.11	115.15	117.70
1	BA	2685	G	N1-C2-N2	5.10	120.79	116.20
31	DA	1054	C	C2-N1-C1'	-5.10	113.19	118.80
1	AA	732	C	C6-N1-C2	5.10	122.34	120.30
31	CA	433	C	C6-N1-C2	-5.10	118.26	120.30
31	DA	1493	A	O4'-C1'-N9	5.10	112.28	108.20
1	BA	847	U	C5-C6-N1	-5.10	120.15	122.70
31	DA	1129	C	N1-C2-O2	5.10	121.96	118.90
31	DA	1255	G	N3-C4-N9	5.10	129.06	126.00
1	AA	2439	A	C2-N3-C4	-5.10	108.05	110.60
1	BA	143	G	C8-N9-C1'	5.10	133.63	127.00
1	BA	1779	U	N1-C2-O2	-5.10	119.23	122.80
1	BA	1992	G	P-O3'-C3'	5.10	125.82	119.70
1	BA	2482	G	C8-N9-C1'	-5.10	120.37	127.00
1	AA	210	C	C5-C6-N1	-5.10	118.45	121.00
1	AA	2419	U	N3-C4-O4	5.10	122.97	119.40
1	AA	2526	G	N3-C4-N9	-5.10	122.94	126.00
1	BA	2193	G	N1-C6-O6	5.10	122.96	119.90
1	BA	2430	A	C5-N7-C8	-5.10	101.35	103.90
2	BB	53	A	C6-N1-C2	-5.10	115.54	118.60
31	DA	1272	G	C6-C5-N7	-5.10	127.34	130.40
1	AA	60	G	C8-N9-C4	-5.10	104.36	106.40
1	BA	179	G	C6-C5-N7	-5.10	127.34	130.40
1	BA	574	C	C2-N1-C1'	-5.10	113.19	118.80
1	BA	2104	G	C4-N9-C1'	5.10	133.12	126.50
1	BA	2781	A	N1-C6-N6	-5.10	115.54	118.60
1	AA	211	A	C8-N9-C4	5.09	107.84	105.80
1	AA	2318	G	N3-C4-C5	-5.09	126.05	128.60

Continued on next page...

Continued from previous page...

Mol	Chain	Res	Type	Atoms	Z	Observed(°)	Ideal(°)
2	BB	37	C	N1-C2-O2	-5.09	115.84	118.90
31	CA	1292	U	C5-C6-N1	-5.09	120.15	122.70
31	DA	91	C	C6-N1-C2	-5.09	118.26	120.30
1	AA	2550	G	C8-N9-C1'	-5.09	120.38	127.00
1	AA	1399	C	N3-C4-C5	5.09	123.94	121.90
1	AA	1662	C	C6-N1-C2	-5.09	118.26	120.30
1	BA	657	U	C5-C4-O4	5.09	128.96	125.90
1	BA	2032	G	C4-C5-N7	5.09	112.84	110.80
1	BA	1578	U	N3-C2-O2	-5.09	118.64	122.20
1	BA	683	C	N1-C2-O2	5.09	121.95	118.90
1	BA	2802	G	C3'-C2'-C1'	-5.09	97.43	101.50
31	CA	413	G	C4-C5-N7	-5.09	108.77	110.80
1	AA	570	G	N3-C4-C5	-5.08	126.06	128.60
1	AA	577	G	C8-N9-C4	5.08	108.43	106.40
1	AA	631	A	C8-N9-C4	5.08	107.83	105.80
1	BA	546	C	C6-N1-C1'	-5.08	114.70	120.80
1	BA	978	G	N7-C8-N9	-5.08	110.56	113.10
31	DA	1249	C	C6-N1-C2	-5.08	118.27	120.30
1	AA	1350	C	N1-C2-O2	-5.08	115.85	118.90
1	BA	2299	G	C5-C6-N1	-5.08	108.96	111.50
31	CA	105	G	C8-N9-C1'	5.08	133.61	127.00
1	AA	560	C	C6-N1-C2	5.08	122.33	120.30
1	AA	2253	G	C6-C5-N7	-5.08	127.35	130.40
1	BA	2131	G	N7-C8-N9	5.08	115.64	113.10
31	CA	284	G	N1-C6-O6	5.08	122.95	119.90
31	CA	1030(B)	C	C6-N1-C1'	-5.08	114.71	120.80
1	BA	271(J)	C	N3-C2-O2	-5.08	118.35	121.90
1	BA	2452	C	C6-N1-C2	5.08	122.33	120.30
1	BA	330	A	C4-C5-N7	5.08	113.24	110.70
16	BU	74	LEU	CA-CB-CG	5.08	126.97	115.30
31	CA	117	G	N1-C6-O6	5.08	122.95	119.90
31	DA	993	G	C4-N9-C1'	5.08	133.10	126.50
1	AA	453	C	C6-N1-C2	5.07	122.33	120.30
1	AA	1930	G	C4-N9-C1'	-5.07	119.90	126.50
1	BA	70	G	C4-C5-N7	5.07	112.83	110.80
1	BA	271(Y)	U	C5-C6-N1	-5.07	120.16	122.70
1	BA	531	C	C6-N1-C2	5.07	122.33	120.30
1	BA	892	G	C5-C6-O6	-5.07	125.56	128.60
1	AA	1743	C	C6-N1-C2	5.07	122.33	120.30
1	AA	2822	G	N9-C4-C5	-5.07	103.37	105.40
1	BA	2687	U	C5-C4-O4	5.07	128.94	125.90
2	AB	30	C	N3-C4-C5	-5.07	119.87	121.90

Continued on next page...

Continued from previous page...

Mol	Chain	Res	Type	Atoms	Z	Observed(°)	Ideal(°)
1	BA	139(A)	G	C5-C6-N1	5.07	114.03	111.50
1	BA	1047	G	N3-C2-N2	5.07	123.45	119.90
1	AA	1541	G	N9-C4-C5	5.06	107.43	105.40
2	AB	20	C	C2-N1-C1'	5.06	124.37	118.80
1	BA	1488	G	N7-C8-N9	5.06	115.63	113.10
1	BA	1899	G	N3-C2-N2	-5.06	116.36	119.90
1	BA	2708	G	N1-C6-O6	5.06	122.94	119.90
1	AA	2677	G	C8-N9-C4	5.06	108.42	106.40
31	CA	790	A	C2-N3-C4	-5.06	108.07	110.60
1	AA	2559	C	C6-N1-C2	5.06	122.32	120.30
1	BA	337	C	C6-N1-C2	5.06	122.32	120.30
1	BA	1636	C	C6-N1-C2	5.06	122.32	120.30
1	BA	1743	C	N3-C4-C5	-5.06	119.88	121.90
1	BA	2849	U	N3-C2-O2	5.06	125.74	122.20
1	BA	2874	C	C2-N1-C1'	5.06	124.36	118.80
1	BA	2318	G	C8-N9-C1'	-5.06	120.43	127.00
31	CA	19	C	C6-N1-C2	-5.06	118.28	120.30
1	AA	1328	G	C8-N9-C1'	-5.05	120.43	127.00
1	AA	1493	C	N1-C2-O2	5.05	121.93	118.90
1	BA	2286	A	N7-C8-N9	5.05	116.33	113.80
31	DA	1417	G	C4-N9-C1'	5.05	133.07	126.50
1	BA	528	A	C5-C6-N1	-5.05	115.17	117.70
1	BA	1477	A	C8-N9-C4	5.05	107.82	105.80
1	BA	1687	G	C8-N9-C4	-5.05	104.38	106.40
1	BA	2086	U	C5-C4-O4	5.05	128.93	125.90
1	AA	146	G	C8-N9-C4	5.05	108.42	106.40
1	AA	1359	A	C2-N3-C4	5.05	113.12	110.60
1	AA	1799	G	P-O3'-C3'	5.05	125.76	119.70
1	BA	741	G	N1-C6-O6	5.05	122.93	119.90
31	CA	324	G	N1-C6-O6	5.05	122.93	119.90
31	CA	596	C	N1-C2-O2	5.05	121.93	118.90
1	AA	113	G	N3-C4-N9	-5.05	122.97	126.00
1	AA	614	U	N3-C2-O2	-5.05	118.67	122.20
1	AA	1131	G	N7-C8-N9	-5.05	110.58	113.10
1	AA	2439	A	C5-C6-N6	-5.05	119.66	123.70
1	AA	2447	G	N3-C2-N2	-5.05	116.37	119.90
1	BA	1983	C	C2-N1-C1'	-5.05	113.25	118.80
1	BA	2894	G	N9-C4-C5	-5.05	103.38	105.40
31	DA	117	G	C4-C5-N7	5.05	112.82	110.80
31	DA	345	C	C6-N1-C1'	5.05	126.86	120.80
31	DA	839	U	C6-N1-C2	-5.04	117.97	121.00
1	BA	847	U	C6-N1-C1'	5.04	128.26	121.20

Continued on next page...

Continued from previous page...

Mol	Chain	Res	Type	Atoms	Z	Observed(°)	Ideal(°)
1	AA	1913	A	C2-N3-C4	5.04	113.12	110.60
1	AA	1176	G	C4-N9-C1'	-5.04	119.95	126.50
1	AA	1820	U	C2-N1-C1'	-5.04	111.66	117.70
2	AB	117	G	N1-C6-O6	5.04	122.92	119.90
31	DA	345	C	C5-C6-N1	-5.04	118.48	121.00
31	CA	93	G	N3-C4-N9	5.04	129.02	126.00
31	DA	3	G	N3-C4-N9	5.04	129.02	126.00
1	AA	2499	C	C6-N1-C2	5.04	122.31	120.30
1	AA	2501	C	C2-N1-C1'	-5.04	113.26	118.80
1	BA	652(G)	G	N3-C4-C5	-5.04	126.08	128.60
1	BA	1231	G	N1-C6-O6	5.04	122.92	119.90
1	AA	2585	U	N1-C2-O2	5.03	126.32	122.80
1	BA	2625	G	N1-C6-O6	-5.03	116.88	119.90
43	DM	65	LYS	C-N-CA	5.03	134.28	121.70
31	DA	972	C	C6-N1-C2	-5.03	118.29	120.30
31	DA	1255	G	C2-N3-C4	5.03	114.42	111.90
1	AA	1602	U	C6-N1-C2	-5.03	117.98	121.00
1	BA	204	A	C2-N3-C4	5.03	113.11	110.60
1	BA	2307	G	N7-C8-N9	5.03	115.61	113.10
1	AA	1001	A	C8-N9-C4	5.03	107.81	105.80
31	DA	560	U	C3'-C2'-C1'	5.03	105.52	101.50
31	DA	1126	U	C6-N1-C1'	-5.03	114.16	121.20
1	BA	2088	G	N3-C4-N9	-5.03	122.98	126.00
1	BA	2136	C	C5-C6-N1	5.03	123.51	121.00
2	BB	16	G	N1-C6-O6	5.03	122.92	119.90
31	CA	1029	C	N3-C4-N4	-5.03	114.48	118.00
31	DA	1017	G	C6-N1-C2	5.03	128.12	125.10
1	AA	749	C	N1-C2-O2	5.02	121.91	118.90
1	AA	2155	G	N1-C6-O6	5.02	122.91	119.90
31	DA	1033	G	N7-C8-N9	5.02	115.61	113.10
1	BA	220	G	N3-C4-C5	5.02	131.11	128.60
31	CA	353	A	C5-N7-C8	-5.02	101.39	103.90
1	BA	1022	G	N3-C4-C5	5.02	131.11	128.60
31	CA	353	A	C4-C5-N7	5.02	113.21	110.70
31	DA	397	A	C8-N9-C4	-5.02	103.79	105.80
1	AA	1698	A	N3-C4-C5	5.02	130.31	126.80
1	BA	528	A	C6-C5-N7	-5.02	128.79	132.30
1	BA	566	U	N3-C2-O2	5.02	125.71	122.20
1	BA	1416	G	N1-C6-O6	-5.02	116.89	119.90
1	BA	1187	G	N1-C2-N3	5.02	126.91	123.90
1	BA	1231	G	C2-N3-C4	-5.02	109.39	111.90
31	DA	1378	C	C2-N1-C1'	5.02	124.32	118.80

Continued on next page...

Continued from previous page...

Mol	Chain	Res	Type	Atoms	Z	Observed(°)	Ideal(°)
1	AA	71	A	C6-C5-N7	-5.01	128.79	132.30
14	BS	82	ILE	C-N-CA	5.01	134.24	121.70
1	BA	525	U	C5-C6-N1	5.01	125.21	122.70
31	CA	1056	U	C2-N3-C4	5.01	130.01	127.00
1	AA	1882	C	C5-C6-N1	5.01	123.51	121.00
1	AA	1991	U	C5-C6-N1	-5.01	120.19	122.70
1	AA	2386	C	C5-C6-N1	-5.01	118.49	121.00
1	BA	2226	C	C6-N1-C2	5.01	122.31	120.30
1	AA	2056	G	C5-N7-C8	-5.01	101.80	104.30
1	AA	2439	A	C4-N9-C1'	5.01	135.32	126.30
1	AA	36	G	N1-C6-O6	5.01	122.91	119.90
1	AA	2061	G	N7-C8-N9	-5.01	110.60	113.10
31	CA	998	G	C4-C5-N7	-5.01	108.80	110.80
1	BA	748	G	C4-N9-C1'	-5.01	119.99	126.50
1	BA	1915	U	C5'-C4'-C3'	5.01	124.01	116.00
31	DA	1397	C	N3-C2-O2	-5.01	118.40	121.90
1	BA	2283	C	N1-C2-O2	-5.00	115.90	118.90
1	BA	2589	A	N3-C4-C5	5.00	130.30	126.80
1	AA	189	G	C8-N9-C4	5.00	108.40	106.40
1	AA	317	G	N1-C6-O6	5.00	122.90	119.90
1	AA	2685	G	C5-C6-O6	5.00	131.60	128.60
1	BA	2475	C	C6-N1-C2	5.00	122.30	120.30
13	BR	22	ARG	NE-CZ-NH1	-5.00	117.80	120.30
35	DE	12	LEU	CA-CB-CG	5.00	126.81	115.30
1	BA	1654	A	N1-C6-N6	-5.00	115.60	118.60
1	BA	2035	G	N3-C4-N9	-5.00	123.00	126.00
1	BA	2181	G	C4-N9-C1'	-5.00	120.00	126.50
1	BA	2287	A	N3-C4-C5	5.00	130.30	126.80
31	DA	97	G	C5-C6-O6	-5.00	125.60	128.60
31	DA	1123	A	C5-C6-N6	5.00	127.70	123.70
31	DA	1311	G	N3-C4-N9	-5.00	123.00	126.00

There are no chirality outliers.

All (5) planarity outliers are listed below:

Mol	Chain	Res	Type	Group
26	A4	42	PHE	Peptide
34	CD	11	LEU	Peptide
42	CL	26	ALA	Peptide
34	DD	11	LEU	Peptide
42	DL	26	ALA	Peptide

5.2 Too-close contacts [i](#)

In the following table, the Non-H and H(model) columns list the number of non-hydrogen atoms and hydrogen atoms in the chain respectively. The H(added) column lists the number of hydrogen atoms added and optimized by MolProbity. The Clashes column lists the number of clashes within the asymmetric unit, whereas Symm-Clashes lists symmetry-related clashes.

Mol	Chain	Non-H	H(model)	H(added)	Clashes	Symm-Clashes
1	AA	60900	0	30712	1406	0
1	BA	60900	0	30712	1060	0
2	AB	2574	0	1306	87	0
2	BB	2574	0	1306	35	0
3	AD	2136	0	2218	77	0
3	BD	2136	0	2218	81	0
4	AE	1555	0	1607	81	0
4	BE	1555	0	1607	54	0
5	AF	1576	0	1616	57	0
5	BF	1576	0	1616	59	0
6	AG	1368	0	1324	70	0
6	BG	1368	0	1324	61	0
7	AH	1317	0	1376	66	0
7	BH	1317	0	1376	33	0
8	AI	1046	0	1067	55	2
8	BI	1046	0	1067	47	0
9	AN	1112	0	1180	60	0
9	BN	1112	0	1180	34	0
10	AO	923	0	981	28	0
10	BO	923	0	981	23	0
11	AP	1119	0	1186	38	0
11	BP	1119	0	1186	40	0
12	AQ	1122	0	1179	43	0
12	BQ	1122	0	1179	47	0
13	AR	968	0	1033	43	0
13	BR	968	0	1033	33	0
14	AS	865	0	905	62	0
14	BS	865	0	905	54	0
15	AT	1063	0	1103	48	0
15	BT	1063	0	1103	37	0
16	AU	959	0	1019	31	0
16	BU	959	0	1019	20	0
17	AV	771	0	830	22	0
17	BV	771	0	830	15	0
18	AW	881	0	935	25	0
18	BW	881	0	935	24	0
19	AX	742	0	799	22	0

Continued on next page...

Continued from previous page...

Mol	Chain	Non-H	H(model)	H(added)	Clashes	Symm-Clashes
19	BX	742	0	799	23	0
20	AY	785	0	832	36	0
20	BY	785	0	832	30	0
21	AZ	1522	0	1511	56	0
21	BZ	1522	0	1511	47	0
22	A0	594	0	604	27	0
22	B0	594	0	604	21	0
23	A1	745	0	804	26	0
23	B1	745	0	804	26	0
24	A2	588	0	643	31	0
24	B2	588	0	643	18	0
25	A3	458	0	503	22	0
25	B3	458	0	503	6	0
26	A4	349	0	340	22	0
26	B4	349	0	340	16	0
27	A5	455	0	476	25	0
27	B5	455	0	476	18	0
28	A6	449	0	464	19	0
28	B6	449	0	466	17	0
29	A7	418	0	467	18	0
29	B7	418	0	467	14	0
30	A8	509	0	565	23	0
30	B8	509	0	565	20	0
31	CA	32208	0	16256	921	2
31	DA	32208	0	16254	923	0
32	CB	1777	0	1747	100	0
32	DB	1777	0	1747	95	0
33	CC	1450	0	1314	45	0
33	DC	1450	0	1314	58	0
34	CD	1520	0	1407	73	0
34	DD	1520	0	1406	85	0
35	CE	1105	0	1130	48	0
35	DE	1105	0	1130	54	0
36	CF	781	0	741	25	0
36	DF	781	0	741	29	0
37	CG	1167	0	1108	39	0
37	DG	1167	0	1108	46	0
38	CH	1045	0	1033	45	0
38	DH	1045	0	1033	53	0
39	CI	852	0	742	43	0
39	DI	852	0	742	52	0
40	CJ	659	0	552	31	0

Continued on next page...

Continued from previous page...

Mol	Chain	Non-H	H(model)	H(added)	Clashes	Symm-Clashes
40	DJ	659	0	552	37	0
41	CK	828	0	822	24	0
41	DK	828	0	822	32	0
42	CL	909	0	927	43	0
42	DL	909	0	927	38	0
43	CM	801	0	743	33	0
43	DM	801	0	743	37	0
44	CN	478	0	498	33	0
44	DN	478	0	497	30	0
45	CO	724	0	749	32	0
45	DO	724	0	749	27	0
46	CP	651	0	638	33	0
46	DP	651	0	638	28	0
47	CQ	823	0	891	33	0
47	DQ	823	0	891	22	0
48	CR	514	0	530	19	0
48	DR	514	0	530	17	0
49	CS	544	0	457	21	0
49	DS	544	0	457	26	0
50	CT	708	0	764	37	0
50	DT	708	0	764	26	0
51	CU	199	0	208	8	0
51	DU	199	0	208	6	0
52	AA	44	0	20	31	0
52	BA	44	0	20	23	0
53	AA	2	0	0	0	0
53	BA	2	0	0	0	0
All	All	279316	0	185722	7170	2

The all-atom clashscore is defined as the number of clashes found per 1000 atoms (including hydrogen atoms). The all-atom clashscore for this structure is 16.

All (7170) close contacts within the same asymmetric unit are listed below, sorted by their clash magnitude.

Atom-1	Atom-2	Interatomic distance (Å)	Clash overlap (Å)
52:AA:3001:T8B:C13	31:DA:1492:A:H5 ⁷	1.47	1.41
34:DD:26:CYS:SG	34:DD:26:CYS:CB	2.09	1.41
34:DD:12:CYS:SG	34:DD:12:CYS:CB	2.16	1.34
52:AA:3001:T8B:H13	52:AA:3001:T8B:C22	1.58	1.33
52:BA:3001:T8B:H13	52:BA:3001:T8B:C22	1.58	1.32
1:BA:885:C:H42	1:BA:890:A:N6	1.28	1.32

Continued on next page...

Continued from previous page...

Atom-1	Atom-2	Interatomic distance (Å)	Clash overlap (Å)
52:BA:3001:T8B:H17	52:BA:3001:T8B:C19	1.66	1.25
52:AA:3001:T8B:H17	52:AA:3001:T8B:C19	1.66	1.24
1:BA:1913:A:O2'	52:BA:3001:T8B:O10	1.59	1.16
1:AA:885:C:H42	1:AA:890:A:N6	1.45	1.14
52:AA:3001:T8B:C13	31:DA:1492:A:C5'	2.26	1.12
52:AA:3001:T8B:H10	31:DA:1492:A:H5''	1.26	1.08
52:AA:3001:T8B:H8	31:DA:1492:A:H5''	1.23	1.07
1:BA:885:C:N4	1:BA:890:A:N6	2.02	1.06
1:BA:1913:A:O2'	52:BA:3001:T8B:C24	2.04	1.05
1:AA:2100:G:H1	1:AA:2189:U:H3	1.12	0.98
1:AA:1403:C:H5''	1:AA:1471:A:H1'	1.46	0.97
43:DM:65:LYS:HA	43:DM:66:LEU:HB2	1.44	0.97
31:DA:1028:C:N4	31:DA:1033:G:H1	1.62	0.97
31:DA:1502:A:H2	31:DA:1505:G:H1	1.12	0.96
1:BA:1049:C:HO2'	1:BA:1050:A:H8	1.06	0.96
1:BA:1332:G:N2	1:BA:1609:A:O2'	1.99	0.96
1:AA:1689:A:H62	1:AA:1698:A:H2	1.12	0.95
1:AA:631:A:OP1	11:AP:65:ARG:NH1	2.00	0.95
1:BA:1019:U:HO2'	1:BA:1021:A:H2	1.02	0.95
34:CD:189:PRO:HB3	34:CD:194:LEU:HD11	1.50	0.94
1:AA:1332:G:N2	1:AA:1609:A:O2'	1.99	0.94
1:BA:1913:A:O2'	52:BA:3001:T8B:C23	2.16	0.93
31:CA:1502:A:H2	31:CA:1505:G:H1	1.03	0.93
6:BG:105:LYS:NZ	26:B4:25:TYR:O	2.02	0.93
31:CA:939:G:H5''	37:CG:102:ARG:HH22	1.30	0.93
1:BA:83:G:N2	1:BA:102:G:O2'	2.01	0.93
4:AE:47:VAL:HG21	4:AE:86:PRO:HD2	1.50	0.93
1:AA:1915:U:C2	52:AA:3001:T8B:C28	2.52	0.93
52:BA:3001:T8B:C22	52:BA:3001:T8B:C19	2.37	0.92
52:AA:3001:T8B:H8	31:DA:1492:A:C5'	1.95	0.92
8:AI:101:LEU:HD22	8:AI:107:VAL:HG11	1.50	0.92
34:DD:32:ALA:O	34:DD:36:ARG:N	2.02	0.92
1:BA:1913:A:C2'	52:BA:3001:T8B:O10	2.18	0.91
31:DA:448:A:OP2	31:DA:485:G:N2	2.02	0.91
1:BA:1310:G:OP2	29:B7:9:ARG:NH1	2.02	0.91
52:AA:3001:T8B:C22	52:AA:3001:T8B:C19	2.37	0.91
9:AN:47:ALA:HB2	9:AN:112:LEU:HD11	1.50	0.91
39:DI:16:ARG:HB2	39:DI:64:THR:HG23	1.53	0.90
1:AA:885:C:N4	1:AA:890:A:N6	2.19	0.90
31:CA:165:C:H2'	31:CA:166:G:H8	1.34	0.90
1:BA:1913:A:HO2'	52:BA:3001:T8B:C24	1.82	0.90

Continued on next page...

Continued from previous page...

Atom-1	Atom-2	Interatomic distance (Å)	Clash overlap (Å)
34:DD:31:CYS:O	34:DD:33:MET:N	2.05	0.90
1:BA:686:G:H5''	29:B7:11:LYS:HE2	1.53	0.90
31:DA:1321:C:H3'	31:DA:1322:C:H5''	1.54	0.89
31:DA:735:C:H2'	31:DA:736:C:H6	1.38	0.89
31:DA:677:U:H3	31:DA:713:G:H22	1.14	0.89
1:AA:819:A:OP2	1:AA:1187:G:N2	2.06	0.88
4:AE:143:ASN:HD22	4:AE:147:PRO:HD2	1.35	0.88
32:CB:88:ALA:HB2	32:CB:219:VAL:HG13	1.55	0.88
8:BI:1:MET:N	8:BI:21:VAL:O	2.05	0.88
1:AA:676:A:H8	1:AA:2069:G:H21	1.16	0.88
1:BA:2207:G:O2'	1:BA:2208:A:OP1	1.89	0.88
31:CA:1293:G:HO2'	31:CA:1294:G:H8	1.15	0.88
1:BA:1332:G:H5''	1:BA:1332:G:C8	2.09	0.88
31:CA:78:G:H1	31:CA:91:C:H42	1.16	0.88
31:CA:1203:C:H2'	31:CA:1204:A:H8	1.39	0.88
32:CB:115:LEU:HD13	32:CB:145:LEU:HB3	1.54	0.88
4:AE:128:SER:OG	4:AE:129:HIS:N	2.02	0.87
1:BA:102:G:O2'	1:BA:103:A:OP2	1.90	0.87
1:BA:819:A:OP2	1:BA:1187:G:N2	2.07	0.87
31:CA:35:G:O2'	42:CL:118:SER:O	1.91	0.87
31:DA:673:G:H2'	31:DA:674:G:C8	2.10	0.87
45:DO:25:THR:HG21	45:DO:70:LEU:HB2	1.57	0.87
23:A1:3:LYS:HB2	23:A1:61:ARG:HH12	1.39	0.87
1:BA:1530:C:O2'	1:BA:1531:C:O5'	1.92	0.87
20:BY:76:CYS:SG	20:BY:99:CYS:HB2	2.14	0.87
34:DD:26:CYS:CB	34:DD:31:CYS:SG	2.62	0.87
41:CK:79:SER:HA	41:CK:104:GLN:HB2	1.54	0.87
1:BA:1913:A:O2'	52:BA:3001:T8B:C21	2.23	0.87
3:BD:69:ARG:NH2	3:BD:128:GLY:O	2.07	0.87
15:BT:16:ARG:NH2	15:BT:83:ILE:O	2.07	0.87
44:DN:23:ARG:HG3	44:DN:24:CYS:H	1.39	0.86
3:AD:133:LEU:HA	3:AD:136:ILE:HD12	1.55	0.86
9:AN:24:GLY:HA2	9:AN:27:ALA:HB3	1.56	0.86
1:AA:2207:G:O2'	1:AA:2208:A:OP1	1.91	0.86
1:AA:1022:G:H22	1:AA:1142(A):A:H2	1.22	0.86
31:DA:78:G:H1	31:DA:91:C:H42	1.20	0.86
6:AG:41:GLN:HB3	6:AG:43:LEU:HD13	1.58	0.85
1:BA:676:A:H8	1:BA:2069:G:H21	1.22	0.85
1:BA:885:C:N4	1:BA:890:A:H61	1.69	0.85
1:AA:2206:G:H5'	1:AA:2207:G:N7	1.91	0.85
10:AO:35:VAL:HG11	10:AO:103:ALA:HB3	1.58	0.85

Continued on next page...

Continued from previous page...

Atom-1	Atom-2	Interatomic distance (Å)	Clash overlap (Å)
11:AP:138:LEU:HD23	11:AP:145:PRO:HG3	1.57	0.85
31:CA:656:C:O2'	45:CO:28:GLN:NE2	2.08	0.85
31:DA:1071:C:OP1	35:DE:27:ARG:NH2	2.09	0.85
23:B1:64:ALA:HA	23:B1:67:ILE:HG13	1.56	0.85
21:BZ:119:GLU:OE2	21:BZ:122:ARG:NH1	2.10	0.85
1:AA:96:G:OP1	24:A2:46:GLN:NE2	2.10	0.85
1:AA:1530:C:O2'	1:AA:1531:C:O5'	1.94	0.85
21:AZ:33:LEU:HD23	21:AZ:90:VAL:HG21	1.58	0.85
52:AA:3001:T8B:C13	31:DA:1491:G:H3'	2.07	0.84
1:BA:1332:G:H5''	1:BA:1332:G:H8	1.40	0.84
3:AD:69:ARG:NH2	3:AD:128:GLY:O	2.11	0.84
1:BA:1364:G:OP2	23:B1:3:LYS:HG2	1.77	0.84
22:A0:10:THR:HG22	22:A0:12:ASN:H	1.42	0.84
15:BT:54:ARG:HA	15:BT:59:THR:HB	1.60	0.84
21:AZ:160:GLY:HA2	21:AZ:161:VAL:HB	1.59	0.84
31:CA:165:C:H2'	31:CA:166:G:C8	2.10	0.84
1:BA:139(A):G:N2	19:BX:44:GLU:OE1	2.11	0.84
6:BG:56:ALA:HB2	6:BG:153:ARG:HE	1.43	0.84
8:AI:77:LEU:HD11	8:AI:101:LEU:HG	1.59	0.84
31:DA:73:G:H1	31:DA:96:U:H3	1.26	0.84
4:BE:47:VAL:HG21	4:BE:86:PRO:HD2	1.58	0.83
18:BW:14:PRO:HG2	18:BW:78:GLU:HG2	1.58	0.83
31:CA:1177:G:N2	31:CA:1181:G:O6	2.12	0.83
31:DA:975:A:H4'	31:DA:976:G:H5''	1.61	0.83
33:DC:100:ALA:O	33:DC:102:ASN:ND2	2.12	0.83
1:AA:994:C:OP1	16:AU:53:ARG:NH2	2.11	0.82
1:BA:2306:C:H5''	1:BA:2307:G:H2'	1.59	0.82
35:DE:81:GLU:HG2	35:DE:90:VAL:HG13	1.62	0.82
41:DK:48:ILE:O	41:DK:50:TYR:N	2.12	0.82
52:AA:3001:T8B:H8	31:DA:1491:G:H3'	1.58	0.82
12:AQ:51:ARG:NH2	21:AZ:186:GLU:OE1	2.12	0.82
1:BA:1176:G:H1'	1:BA:1177:A:OP1	1.79	0.82
14:BS:96:GLY:H	14:BS:99:LYS:H	1.27	0.82
1:AA:2371:G:O2'	28:A6:46:HIS:ND1	2.12	0.82
27:B5:46:CYS:HG	27:B5:49:CYS:HG	0.83	0.81
38:DH:86:ILE:HG21	38:DH:133:LEU:HD13	1.62	0.81
1:AA:2683:C:OP1	15:AT:53:ARG:NH2	2.13	0.81
1:AA:1039:G:O6	1:AA:1116:C:N4	2.13	0.81
4:BE:105:THR:OG1	4:BE:199:ARG:NH2	2.14	0.81
43:CM:60:VAL:HG12	43:CM:66:LEU:HD11	1.63	0.81
3:AD:275:LYS:HG3	3:AD:276:LYS:H	1.43	0.81

Continued on next page...

Continued from previous page...

Atom-1	Atom-2	Interatomic distance (Å)	Clash overlap (Å)
35:CE:102:ALA:HB1	35:CE:106:PRO:HG2	1.62	0.81
31:CA:642:A:N3	38:CH:113:SER:OG	2.12	0.81
31:CA:664:G:H22	31:CA:741:G:H1	1.25	0.81
31:CA:1279:A:O2'	31:CA:1281:U:OP2	1.99	0.81
12:AQ:31:ASP:HA	12:AQ:134:ARG:HG3	1.62	0.80
1:BA:631:A:OP1	11:BP:65:ARG:NH1	2.14	0.80
31:DA:1118:C:H1'	31:DA:1179:A:C4	2.16	0.80
1:AA:71:A:C2	19:AX:31:HIS:HE1	2.00	0.80
32:DB:187:LEU:HA	32:DB:201:ILE:HB	1.62	0.80
52:AA:3001:T8B:H18	52:AA:3001:T8B:O12	1.80	0.80
52:BA:3001:T8B:H18	52:BA:3001:T8B:O12	1.80	0.80
1:BA:2190:G:H2'	1:BA:2191:G:H5''	1.63	0.80
18:BW:78:GLU:OE1	18:BW:99:ARG:NH1	2.14	0.80
31:CA:662:G:H2'	31:CA:663:A:C8	2.17	0.80
32:CB:25:ASN:O	32:CB:27:LYS:N	2.15	0.80
32:CB:69:LEU:HB3	32:CB:162:ILE:HG22	1.62	0.80
16:AU:92:ARG:HA	16:AU:95:LEU:HB2	1.64	0.80
21:AZ:5:LEU:HD23	21:AZ:47:VAL:HG21	1.61	0.80
32:CB:116:GLU:HA	32:CB:119:GLU:HB2	1.63	0.80
4:BE:128:SER:OG	4:BE:129:HIS:N	2.12	0.80
47:CQ:66:SER:O	47:CQ:70:ARG:NH1	2.15	0.80
36:DF:11:ASN:HB3	36:DF:14:LEU:HG	1.64	0.80
13:BR:103:ARG:NH1	13:BR:108:GLY:O	2.14	0.79
34:DD:24:GLU:O	34:DD:27:TYR:HB2	1.81	0.79
1:AA:1310:G:OP2	29:A7:9:ARG:NH1	2.15	0.79
1:AA:1815:A:OP2	3:AD:54:ARG:NH2	2.15	0.79
1:BA:2306:C:H3'	1:BA:2307:G:H8	1.48	0.79
39:CI:4:TYR:HB2	39:CI:19:LEU:HB2	1.64	0.79
3:AD:108:PRO:HB3	3:AD:143:HIS:HE1	1.48	0.79
32:DB:84:GLU:HB3	32:DB:219:VAL:HG21	1.62	0.79
41:DK:22:HIS:HB3	41:DK:29:ILE:HB	1.63	0.79
1:AA:1315:C:H42	1:AA:1337:G:H1	1.31	0.79
3:AD:108:PRO:HB3	3:AD:143:HIS:CE1	2.18	0.79
1:BA:1913:A:N6	31:CA:1493:A:H5'	1.98	0.79
39:CI:83:ARG:HA	39:CI:86:VAL:HG22	1.64	0.79
1:AA:139(A):G:N2	19:AX:44:GLU:OE1	2.15	0.79
41:DK:79:SER:HA	41:DK:104:GLN:HB2	1.64	0.79
1:BA:1914:C:O2'	1:BA:1915:U:H5'	1.82	0.79
48:CR:32:ARG:HA	48:CR:69:THR:HG21	1.65	0.79
31:CA:1128:C:O2'	31:CA:1130:A:N7	2.16	0.78
41:DK:99:GLN:HG2	41:DK:105:VAL:HG21	1.64	0.78

Continued on next page...

Continued from previous page...

Atom-1	Atom-2	Interatomic distance (Å)	Clash overlap (Å)
1:BA:1914:C:O2'	1:BA:1915:U:P	2.40	0.78
21:BZ:160:GLY:HA2	21:BZ:161:VAL:HB	1.65	0.78
27:B5:16:ARG:NH1	27:B5:17:ASP:OD1	2.16	0.78
1:BA:2306:C:H3'	1:BA:2307:G:C8	2.18	0.78
1:BA:1379:A:H4'	1:BA:1380:G:OP2	1.82	0.78
1:BA:2683:C:O2	10:BO:70:LYS:NZ	2.15	0.78
2:AB:49:C:H2'	2:AB:50:G:H8	1.48	0.78
1:BA:301:G:OP2	20:BY:84:ARG:NH2	2.16	0.78
15:BT:118:ARG:HH11	15:BT:118:ARG:HG3	1.47	0.78
1:AA:903:C:H2'	1:AA:904:C:H6	1.49	0.78
1:AA:2306:C:H5''	1:AA:2307:G:H2'	1.66	0.78
31:DA:735:C:H2'	31:DA:736:C:C6	2.19	0.78
1:AA:571:A:H5'	1:AA:2030:A:H62	1.48	0.78
15:BT:24:PRO:HA	15:BT:49:VAL:HG22	1.66	0.78
1:AA:1332:G:N2	1:AA:1609:A:HO2'	1.82	0.78
31:CA:922:G:H4'	35:CE:20:GLN:HA	1.66	0.77
1:BA:252:G:OP2	11:BP:50:ARG:NH1	2.17	0.77
46:CP:51:VAL:HG12	46:CP:53:VAL:H	1.48	0.77
31:DA:1228:C:H2'	31:DA:1229:A:H8	1.47	0.77
52:AA:3001:T8B:H10	31:DA:1492:A:C5'	2.05	0.77
9:AN:20:GLY:HA2	9:AN:61:ARG:HD3	1.67	0.77
1:BA:1047:G:H2'	1:BA:1110:G:H22	1.47	0.77
1:BA:1204:A:H2	1:BA:1241:A:H62	1.33	0.77
31:CA:986:A:H1'	49:CS:55:LYS:HA	1.65	0.77
31:DA:344:A:H5''	31:DA:345:C:H5	1.49	0.77
31:DA:564:C:O2'	38:DH:91:ARG:NH2	2.16	0.77
31:CA:272:C:H2'	31:CA:273:A:H8	1.49	0.77
39:CI:71:SER:HA	39:CI:74:ILE:HD12	1.65	0.77
31:DA:922:G:H4'	35:DE:20:GLN:HA	1.65	0.77
35:DE:75:THR:OG1	35:DE:76:ILE:N	2.17	0.77
5:BF:185:ASP:HA	5:BF:188:ARG:HD3	1.66	0.77
7:BH:40:GLU:OE2	7:BH:60:ARG:NH1	2.17	0.77
14:BS:25:ARG:NH1	14:BS:42:ASP:OD2	2.18	0.77
1:AA:686:G:H5''	29:A7:11:LYS:HE2	1.65	0.77
1:AA:1816:G:O6	3:AD:35:LYS:NZ	2.13	0.77
41:CK:48:ILE:O	41:CK:50:TYR:N	2.18	0.77
1:AA:2839:G:H5'	13:AR:46:GLY:HA2	1.65	0.77
1:BA:1798:U:H5'	3:BD:259:THR:HG22	1.65	0.77
10:BO:35:VAL:HG11	10:BO:103:ALA:HB3	1.67	0.77
18:BW:18:ARG:HG3	18:BW:76:VAL:HB	1.65	0.77
1:BA:1341:U:OP2	1:BA:1394:U:O2'	2.03	0.76

Continued on next page...

Continued from previous page...

Atom-1	Atom-2	Interatomic distance (Å)	Clash overlap (Å)
9:BN:89:LYS:O	9:BN:93:THR:OG1	2.04	0.76
1:AA:1412:A:H2'	1:AA:1413:G:H8	1.51	0.76
1:BA:2820:A:OP2	13:BR:2:ARG:NH2	2.19	0.76
2:AB:28:C:H2'	2:AB:29:A:C8	2.21	0.76
5:AF:167:ALA:HB1	5:AF:173:VAL:HG11	1.68	0.76
35:DE:122:GLU:O	35:DE:126:ARG:NH1	2.18	0.76
43:DM:6:GLY:HA3	43:DM:67:GLU:HB2	1.67	0.76
15:AT:54:ARG:HA	15:AT:59:THR:HB	1.65	0.76
1:BA:2562:U:H1'	10:BO:23:ARG:HH11	1.51	0.76
1:AA:301:G:OP2	20:AY:84:ARG:NH2	2.18	0.76
1:AA:1174:A:H5'	1:AA:1177:A:N6	1.99	0.76
1:AA:2329:G:H21	22:A0:41:ARG:HG3	1.50	0.76
1:AA:1176:G:H1'	1:AA:1177:A:OP1	1.85	0.76
1:BA:2100:G:H1	1:BA:2189:U:H3	1.32	0.76
7:BH:70:THR:O	7:BH:72:ILE:N	2.18	0.76
36:DF:61:LEU:HB3	36:DF:63:TYR:HE2	1.51	0.76
3:AD:148:GLU:HB2	3:AD:151:LYS:HD2	1.68	0.76
1:BA:1045:A:H1'	1:BA:1047:G:C2	2.21	0.76
21:BZ:151:HIS:O	21:BZ:153:SER:N	2.19	0.76
1:BA:2134:A:N3	1:BA:2159:G:O2'	2.18	0.76
1:BA:2287:A:H62	1:BA:2344:U:H3	1.31	0.76
31:CA:310:G:OP2	46:CP:27:LYS:NZ	2.19	0.75
1:AA:102:G:O2'	1:AA:103:A:OP2	2.04	0.75
1:BA:83:G:H22	1:BA:102:G:HO2'	1.32	0.75
35:CE:50:GLU:HB2	35:CE:53:LEU:HD13	1.68	0.75
43:CM:65:LYS:HA	43:CM:66:LEU:HB2	1.68	0.75
31:DA:1147:C:HO2'	39:DI:5:TYR:HH	1.33	0.75
31:CA:433:C:H2'	31:CA:434:U:H6	1.52	0.75
26:A4:7:PRO:HB2	26:A4:27:THR:HG21	1.68	0.75
1:BA:1531:C:H42	1:BA:1538:G:H1	1.34	0.75
1:AA:2329:G:N2	22:A0:41:ARG:HG3	2.02	0.75
1:BA:1913:A:H2'	52:BA:3001:T8B:O2	1.87	0.75
21:AZ:69:THR:HG22	21:AZ:90:VAL:HA	1.67	0.75
31:DA:171:A:H2'	31:DA:172:A:C8	2.22	0.75
31:DA:974:A:OP2	44:DN:29:ARG:NH2	2.19	0.75
1:BA:9:U:H3	1:BA:2629:A:H2	1.35	0.75
31:CA:559:A:OP1	35:CE:126:ARG:NH2	2.20	0.75
31:CA:991:U:O2'	31:CA:992:U:OP2	2.05	0.75
33:CC:177:THR:HB	33:CC:180:ALA:HB2	1.66	0.75
31:DA:1013:G:N2	31:DA:1016:A:OP2	2.19	0.75
1:AA:1178:C:H2'	1:AA:1179:C:H6	1.52	0.75

Continued on next page...

Continued from previous page...

Atom-1	Atom-2	Interatomic distance (Å)	Clash overlap (Å)
4:AE:105:THR:OG1	4:AE:199:ARG:NH2	2.19	0.75
13:BR:20:LEU:HD21	13:BR:40:LYS:HD3	1.68	0.75
47:CQ:67:LYS:HA	47:CQ:70:ARG:HH12	1.52	0.75
1:AA:1980:G:O2'	1:AA:1982:C:OP2	2.05	0.75
1:BA:71:A:C2	19:BX:31:HIS:HE1	2.05	0.75
1:BA:1049:C:O2'	1:BA:1050:A:H8	1.69	0.75
31:DA:737:A:H2'	31:DA:738:C:C6	2.21	0.75
31:CA:975:A:H4'	31:CA:976:G:H5''	1.68	0.74
1:BA:779:U:OP1	3:BD:49:ILE:HG13	1.86	0.74
34:DD:72:GLU:OE1	34:DD:207:TYR:OH	2.05	0.74
46:DP:74:LEU:HB3	46:DP:79:VAL:HG11	1.68	0.74
12:AQ:39:PRO:HD3	12:AQ:99:PRO:HG3	1.69	0.74
1:BA:1858:G:O2'	1:BA:1884:A:N6	2.20	0.74
1:BA:2131:G:OP1	1:BA:2132:U:H3'	1.86	0.74
31:CA:932:C:H5'	37:CG:4:ARG:HG2	1.68	0.74
31:CA:1001:A:H61	31:CA:1040:U:H3	1.34	0.74
3:BD:8:PRO:HB3	3:BD:14:ARG:HB2	1.69	0.74
31:CA:193:C:H2'	31:CA:194:C:H6	1.51	0.74
31:DA:460:G:O6	31:DA:470:C:H5''	1.88	0.74
31:DA:1004:A:H8	31:DA:1025:U:H3	1.34	0.74
10:AO:2:ILE:HD12	10:AO:6:THR:HG21	1.70	0.74
7:BH:33:LEU:HD21	7:BH:136:ILE:HG13	1.67	0.74
31:CA:1063:C:OP2	31:CA:1064:G:O2'	2.03	0.74
1:AA:994:C:O2'	1:AA:996:A:OP1	2.03	0.74
1:BA:102:G:OP1	24:B2:7:ARG:NH2	2.20	0.74
8:BI:78:THR:O	8:BI:104:GLN:NE2	2.21	0.74
1:AA:468:G:N7	29:A7:39:ARG:NH2	2.36	0.74
8:AI:92:VAL:HG13	8:AI:120:ILE:HB	1.69	0.74
27:A5:41:PRO:O	27:A5:44:THR:OG1	2.04	0.74
31:DA:1030:C:N3	31:DA:1031:G:N2	2.36	0.74
1:AA:885:C:N4	1:AA:890:A:H61	1.86	0.74
1:AA:1593:G:H2'	1:AA:1594:G:C8	2.23	0.74
3:AD:71:ASP:HB3	3:AD:103:ARG:HH22	1.53	0.74
41:CK:29:ILE:HG23	41:CK:44:SER:HB3	1.68	0.74
42:CL:27:LEU:O	42:CL:29:GLY:N	2.21	0.74
1:AA:143:G:H2'	1:AA:143(A):C:H6	1.52	0.73
1:AA:2318:G:O2'	1:AA:2319:G:OP1	2.04	0.73
31:DA:826:C:O2	31:DA:874:G:N2	2.18	0.73
31:DA:1128:C:O2'	31:DA:1130:A:N7	2.19	0.73
33:DC:33:LEU:O	33:DC:37:GLN:NE2	2.20	0.73
1:AA:587:C:OP2	11:AP:21:ARG:NH2	2.21	0.73

Continued on next page...

Continued from previous page...

Atom-1	Atom-2	Interatomic distance (Å)	Clash overlap (Å)
1:AA:2327:A:H2'	1:AA:2328:A:C8	2.22	0.73
31:DA:985:C:H2'	31:DA:986:A:H8	1.49	0.73
6:BG:76:SER:HA	6:BG:83:ARG:HA	1.71	0.73
31:DA:982:U:H5''	44:DN:6:LEU:HD21	1.69	0.73
2:AB:49:C:H2'	2:AB:50:G:C8	2.24	0.73
32:CB:201:ILE:HG21	32:CB:214:ILE:HG21	1.70	0.73
1:BA:1174:A:H4'	1:BA:1175:U:OP1	1.87	0.73
1:BA:1779:U:H5	1:BA:1784:A:N7	1.87	0.73
1:BA:2130:U:HO2'	1:BA:2133:G:HO2'	1.31	0.73
31:DA:56:U:H2'	31:DA:57:G:C8	2.23	0.73
32:DB:88:ALA:HB2	32:DB:219:VAL:HG13	1.68	0.73
1:BA:2327:A:H2'	1:BA:2328:A:C8	2.23	0.73
21:BZ:110:GLY:HA3	21:BZ:174:VAL:HG11	1.70	0.73
31:CA:1203:C:H2'	31:CA:1204:A:C8	2.22	0.73
1:AA:1779:U:H5	1:AA:1784:A:N7	1.86	0.73
2:AB:2:C:H2'	2:AB:3:C:H6	1.52	0.73
1:BA:1021:A:H2'	1:BA:1023:U:H5'	1.69	0.73
31:CA:73:G:H1	31:CA:96:U:H3	1.37	0.73
31:CA:545:C:H5''	34:CD:72:GLU:HG2	1.70	0.73
31:CA:939:G:H5''	37:CG:102:ARG:NH2	2.01	0.73
32:DB:116:GLU:HA	32:DB:119:GLU:HB2	1.68	0.73
2:AB:2:C:H2'	2:AB:3:C:C6	2.24	0.73
31:CA:78:G:H1	31:CA:91:C:N4	1.86	0.73
31:CA:343:U:O2'	31:CA:346:G:O6	2.02	0.73
31:CA:1353:G:OP1	51:CU:10:ARG:NH1	2.22	0.73
31:DA:390:C:O3'	46:DP:28:ARG:NH2	2.20	0.73
46:DP:53:VAL:HG13	46:DP:79:VAL:HG23	1.71	0.73
31:CA:1264:C:H2'	31:CA:1265:G:H8	1.54	0.73
21:BZ:19:ARG:NH1	21:BZ:84:GLU:O	2.22	0.73
31:CA:1030:C:N3	31:CA:1031:G:N2	2.37	0.73
32:CB:178:ARG:HH21	38:CH:74:PRO:HB3	1.53	0.73
32:DB:77:ALA:HB2	32:DB:211:ILE:HD13	1.71	0.73
1:BA:2777:G:H5''	1:BA:2778:A:H5'	1.70	0.72
31:DA:1030:C:N4	31:DA:1031:G:N1	2.34	0.72
11:AP:101:VAL:O	11:AP:103:ALA:N	2.22	0.72
1:BA:1420:U:O2'	1:BA:1421:G:OP1	2.07	0.72
32:DB:12:GLU:O	32:DB:16:HIS:ND1	2.22	0.72
1:BA:1913:A:C3'	52:BA:3001:T8B:O10	2.38	0.72
34:CD:32:ALA:O	34:CD:36:ARG:N	2.22	0.72
31:DA:1179:A:H4'	39:DI:103:THR:HA	1.71	0.72
1:AA:1049:C:HO2'	1:AA:1050:A:H8	1.35	0.72

Continued on next page...

Continued from previous page...

Atom-1	Atom-2	Interatomic distance (Å)	Clash overlap (Å)
1:AA:1801:G:OP2	3:AD:154:LYS:NZ	2.18	0.72
1:AA:2287:A:H62	1:AA:2344:U:H3	1.37	0.72
17:BV:60:GLU:HB2	17:BV:97:LYS:HE2	1.71	0.72
31:DA:426:G:OP1	34:DD:38:TYR:OH	2.04	0.72
31:DA:501:C:H2'	31:DA:502:G:C8	2.24	0.72
31:DA:656:C:O2'	45:DO:28:GLN:NE2	2.21	0.72
41:DK:110:ASP:HB3	48:DR:85:LEU:HB3	1.72	0.72
5:AF:185:ASP:HA	5:AF:188:ARG:HD3	1.70	0.72
6:BG:44:GLY:HA2	6:BG:88:ILE:HG22	1.72	0.72
40:DJ:35:SER:HB3	40:DJ:73:ASP:H	1.55	0.72
1:AA:607:U:OP1	5:AF:102:PRO:HA	1.88	0.72
1:AA:2562:U:H1'	10:AO:23:ARG:HH11	1.54	0.72
32:CB:84:GLU:HB3	32:CB:219:VAL:HG21	1.69	0.72
31:DA:973:G:H3'	31:DA:974:A:H5''	1.70	0.72
1:AA:958:U:O2	2:AB:90:A:O2'	2.05	0.72
1:AA:1204:A:H2	1:AA:1241:A:H62	1.35	0.72
1:AA:2130:U:O2'	1:AA:2133:G:O2'	2.08	0.72
1:AA:2316:C:H2'	1:AA:2317:C:C6	2.25	0.72
4:AE:111:ARG:HG3	4:AE:160:TYR:CD1	2.25	0.72
7:AH:118:PRO:HG2	7:AH:121:ILE:HG13	1.72	0.72
1:BA:1914:C:O2'	1:BA:1915:U:C5'	2.38	0.72
1:BA:1915:U:O4	1:BA:1916:A:C2	2.43	0.72
20:BY:23:ARG:HG2	20:BY:42:VAL:HG22	1.71	0.72
31:DA:473:G:H2'	31:DA:474:G:H8	1.55	0.72
32:DB:167:PRO:HG3	32:DB:188:ALA:HB2	1.71	0.72
6:AG:25:TYR:HB3	6:AG:30:GLU:HB2	1.71	0.72
11:BP:52:GLU:OE1	11:BP:55:ARG:NH1	2.22	0.72
31:CA:976:G:H5'	31:CA:1358:U:O2'	1.90	0.72
31:DA:1028:C:C2	31:DA:1033:G:N2	2.58	0.72
1:AA:1915:U:N3	52:AA:3001:T8B:C27	2.52	0.72
1:BA:1980:G:O2'	1:BA:1982:C:OP2	2.06	0.72
31:CA:344:A:H4'	31:CA:345:C:OP2	1.90	0.72
1:AA:2147:G:H2'	1:AA:2148:G:O4'	1.90	0.72
33:CC:19:GLU:O	33:CC:40:ARG:NH2	2.23	0.72
31:DA:1030:C:H42	31:DA:1031:G:H1	1.37	0.72
25:B3:8:LEU:HD13	25:B3:31:LEU:HD23	1.71	0.71
31:CA:1224:G:N2	43:CM:100:GLY:O	2.22	0.71
1:AA:1359:A:H61	1:AA:1372:U:H3	1.38	0.71
4:AE:143:ASN:HD22	4:AE:147:PRO:CD	2.03	0.71
12:AQ:32:TYR:CE2	12:AQ:133:ARG:HG3	2.26	0.71
44:DN:40:CYS:O	44:DN:42:ILE:N	2.22	0.71

Continued on next page...

Continued from previous page...

Atom-1	Atom-2	Interatomic distance (Å)	Clash overlap (Å)
1:AA:2592:G:O6	1:AA:2601:C:N4	2.20	0.71
8:AI:105:HIS:CD2	8:AI:105:HIS:H	2.05	0.71
1:BA:1210:A:H5'	1:BA:1210:A:H8	1.55	0.71
1:BA:1247:A:OP1	5:BF:95:ARG:NH2	2.22	0.71
1:BA:1359:A:H61	1:BA:1372:U:H3	1.36	0.71
1:BA:2296:U:OP2	14:BS:9:ARG:NH2	2.22	0.71
41:CK:82:VAL:HB	41:CK:108:ILE:HG12	1.71	0.71
44:CN:24:CYS:SG	44:CN:25:VAL:N	2.63	0.71
38:DH:12:ARG:HD2	38:DH:26:VAL:HG12	1.71	0.71
1:AA:252:G:OP2	11:AP:50:ARG:NH1	2.23	0.71
1:AA:882:G:H1	1:AA:894:C:H42	1.36	0.71
1:BA:2287:A:N6	1:BA:2344:U:H3	1.89	0.71
31:DA:344:A:H5''	31:DA:345:C:C5	2.25	0.71
31:DA:1073:U:H2'	31:DA:1074:G:H8	1.54	0.71
31:DA:1329:A:H5''	43:DM:26:GLY:H	1.55	0.71
1:AA:885:C:H42	1:AA:890:A:H61	1.39	0.71
14:AS:96:GLY:H	14:AS:99:LYS:H	1.35	0.71
28:B6:30:THR:O	28:B6:30:THR:OG1	2.07	0.71
31:CA:1502:A:H2	31:CA:1505:G:N1	1.84	0.71
42:CL:89:ARG:HA	42:CL:97:ARG:HA	1.73	0.71
31:DA:1032:G:H2'	31:DA:1033:G:C8	2.25	0.71
37:DG:113:GLU:OE2	37:DG:122:HIS:ND1	2.21	0.71
12:AQ:138:ASP:OD2	21:AZ:81:ARG:NH1	2.23	0.71
1:BA:2115:G:O2'	1:BA:2166:G:N2	2.24	0.71
33:DC:177:THR:HB	33:DC:180:ALA:HB2	1.73	0.71
1:BA:1109:C:H5	1:BA:1110:G:C6	2.09	0.71
31:CA:1264:C:H2'	31:CA:1265:G:C8	2.26	0.71
32:CB:184:VAL:N	32:CB:198:ASP:OD2	2.23	0.71
43:DM:10:PRO:HG2	43:DM:18:ALA:HB1	1.72	0.71
1:AA:579:G:H2'	1:AA:580:C:C6	2.26	0.71
1:AA:676:A:H2	1:AA:802:A:H61	1.38	0.71
31:CA:1030:C:N4	31:CA:1031:G:N1	2.39	0.71
35:CE:139:LEU:HA	35:CE:142:LEU:HD12	1.72	0.71
31:DA:953:G:C2	31:DA:954:G:H1'	2.26	0.71
35:DE:88:LYS:HB3	35:DE:123:LEU:HB2	1.71	0.71
1:AA:2777:G:H5''	1:AA:2778:A:H5'	1.73	0.71
27:A5:40:LYS:HG2	27:A5:46:CYS:HB2	1.72	0.71
43:DM:19:LEU:HD21	43:DM:56:LEU:HD21	1.73	0.71
1:AA:2206:G:H3'	1:AA:2207:G:C8	2.26	0.71
1:BA:956:G:OP2	12:BQ:14:ARG:NH2	2.24	0.71
31:CA:503:C:OP2	42:CL:116:SER:HB3	1.90	0.71

Continued on next page...

Continued from previous page...

Atom-1	Atom-2	Interatomic distance (Å)	Clash overlap (Å)
31:DA:1030(C):G:H2'	31:DA:1030(D):A:H8	1.56	0.71
1:BA:2115:G:H21	1:BA:2171:A:H61	1.37	0.70
48:CR:53:ARG:HH21	48:CR:60:ALA:N	1.89	0.70
31:DA:664:G:H22	31:DA:741:G:H1	1.38	0.70
31:DA:1237:C:H3'	31:DA:1336:C:H41	1.55	0.70
44:DN:7:ILE:HA	44:DN:23:ARG:HE	1.55	0.70
30:B8:6:THR:HG22	30:B8:63:PRO:HD2	1.73	0.70
31:CA:627:G:H2'	31:CA:628:G:H8	1.56	0.70
31:CA:954:G:H21	31:CA:1227:A:H62	1.38	0.70
1:BA:833:U:O2	11:BP:55:ARG:NH2	2.23	0.70
20:AY:28:LYS:HG3	20:AY:40:GLU:HG2	1.73	0.70
1:BA:1140:C:O3'	9:BN:25:ARG:NH1	2.24	0.70
35:CE:75:THR:OG1	35:CE:76:ILE:N	2.24	0.70
45:CO:39:LEU:O	45:CO:42:HIS:N	2.24	0.70
31:DA:946:A:H2'	31:DA:947:G:C8	2.26	0.70
29:A7:35:ARG:HG3	29:A7:42:LEU:HD11	1.74	0.70
1:BA:1174:A:H1'	1:BA:1175:U:H5''	1.72	0.70
1:BA:1427:A:H4'	1:BA:1428:C:O5'	1.91	0.70
37:CG:145:ALA:O	37:CG:147:ALA:N	2.24	0.70
49:CS:31:ILE:HG23	49:CS:49:ILE:HA	1.73	0.70
31:DA:78:G:H1	31:DA:91:C:N4	1.88	0.70
32:DB:134:GLU:O	32:DB:137:ARG:NH2	2.24	0.70
34:DD:53:ASP:O	34:DD:57:ARG:NH1	2.23	0.70
38:DH:10:LEU:HD22	38:DH:83:ILE:HD11	1.74	0.70
1:AA:1336:A:H2'	1:AA:1337:G:C8	2.27	0.70
1:AA:2051:A:OP1	4:AE:137:HIS:ND1	2.24	0.70
35:DE:126:ARG:HA	35:DE:131:ILE:HD11	1.73	0.70
8:AI:96:ASP:O	8:AI:100:ALA:N	2.22	0.70
12:BQ:34:LEU:HD11	12:BQ:129:THR:HB	1.74	0.70
31:CA:946:A:H2'	31:CA:947:G:C8	2.26	0.70
34:CD:13:ARG:O	34:CD:15:GLU:N	2.24	0.70
34:CD:41:GLY:O	34:CD:43:HIS:N	2.24	0.70
1:AA:2166:G:N2	1:AA:2172:U:O4	2.24	0.70
1:BA:1817:G:OP1	3:BD:88:ARG:NH2	2.24	0.70
3:BD:275:LYS:HG3	3:BD:276:LYS:H	1.54	0.70
37:CG:111:ARG:CZ	37:CG:122:HIS:HB3	2.22	0.70
47:CQ:58:GLU:HG3	47:CQ:77:VAL:HG21	1.74	0.70
31:DA:97:G:O2'	31:DA:98:G:H5''	1.90	0.70
32:DB:25:ASN:O	32:DB:27:LYS:N	2.24	0.70
37:DG:46:ALA:HB2	37:DG:117:ALA:HB1	1.73	0.70
1:AA:335:C:H4'	20:AY:73:ARG:HD3	1.74	0.70

Continued on next page...

Continued from previous page...

Atom-1	Atom-2	Interatomic distance (Å)	Clash overlap (Å)
1:AA:1210:A:H8	1:AA:1210:A:H5'	1.56	0.70
26:A4:42:PHE:HB3	26:A4:43:TYR:HB2	1.73	0.70
44:CN:21:TYR:OH	44:CN:23:ARG:NH2	2.25	0.70
31:DA:600:C:H2'	31:DA:601:C:C6	2.27	0.70
1:AA:1340:U:OP1	19:AX:16:LYS:NZ	2.24	0.70
35:DE:68:GLU:HG2	35:DE:70:PRO:HG3	1.74	0.70
45:DO:70:LEU:HD11	45:DO:77:ARG:HB3	1.74	0.70
1:AA:2659:G:P	7:AH:158:HIS:HE2	2.15	0.69
31:CA:235:C:H5'	47:CQ:70:ARG:HG2	1.74	0.69
1:AA:796:C:H2'	1:AA:797:C:C6	2.28	0.69
11:BP:38:GLN:HA	11:BP:41:ARG:HG2	1.73	0.69
1:AA:143:G:H4'	19:AX:35:THR:HG21	1.73	0.69
4:AE:101:ARG:NH1	4:AE:169:ASN:O	2.22	0.69
5:BF:117:ARG:HH21	5:BF:187:VAL:HA	1.57	0.69
5:AF:53:THR:HG23	5:AF:55:GLY:H	1.58	0.69
1:BA:2285:C:OP2	28:B6:6:ARG:NH1	2.26	0.69
31:DA:445:G:H2'	31:DA:446:G:H8	1.57	0.69
31:CA:627:G:H2'	31:CA:628:G:C8	2.27	0.69
34:CD:31:CYS:O	34:CD:33:MET:N	2.25	0.69
1:AA:1412:A:H2'	1:AA:1413:G:C8	2.27	0.69
50:CT:30:LYS:HA	50:CT:33:ILE:HD12	1.75	0.69
1:AA:1935:G:H1'	1:AA:1964:G:N2	2.07	0.69
1:BA:885:C:H3'	1:BA:886:C:H5''	1.73	0.69
2:BB:49:C:OP1	14:BS:97:ARG:N	2.24	0.69
19:BX:53:LYS:HB3	19:BX:82:GLN:HB3	1.74	0.69
31:CA:262:A:H2'	31:CA:263:A:C8	2.27	0.69
31:CA:373:A:H2'	31:CA:374:A:H8	1.57	0.69
31:CA:1086:U:H2'	31:CA:1087:G:H8	1.55	0.69
31:DA:1028:C:N4	31:DA:1033:G:N1	2.39	0.69
34:DD:189:PRO:HB3	34:DD:194:LEU:HD11	1.75	0.69
1:AA:1364:G:OP2	23:A1:3:LYS:HG2	1.93	0.69
1:AA:1823:G:OP1	3:AD:54:ARG:NH1	2.25	0.69
1:BA:2894:G:H8	1:BA:2894:G:O5'	1.74	0.69
20:BY:76:CYS:SG	20:BY:99:CYS:CB	2.81	0.69
38:CH:124:ALA:O	38:CH:128:GLY:N	2.26	0.69
31:DA:56:U:H2'	31:DA:57:G:H8	1.57	0.69
31:DA:1053:G:N7	31:DA:1200:C:H5'	2.08	0.69
31:DA:1346:A:N1	31:DA:1374:A:H5''	2.07	0.69
1:AA:271(F):C:H2'	1:AA:271(G):C:H6	1.57	0.69
1:AA:1049:C:O2'	1:AA:1050:A:H8	1.76	0.69
1:AA:1109:C:H5	1:AA:1110:G:C6	2.11	0.69

Continued on next page...

Continued from previous page...

Atom-1	Atom-2	Interatomic distance (Å)	Clash overlap (Å)
1:AA:1430:C:H2'	1:AA:1431:U:C6	2.27	0.69
6:AG:15:VAL:HG13	6:AG:175:LEU:HB3	1.74	0.69
1:BA:1913:A:O2'	52:BA:3001:T8B:O9	2.11	0.69
1:BA:2445:G:OP1	5:BF:74:ARG:NH2	2.26	0.69
1:BA:2815:C:H5'	27:B5:29:THR:HG21	1.73	0.69
31:DA:833:U:H2'	31:DA:834:C:H6	1.56	0.69
1:AA:641:C:O2'	1:AA:2350:C:OP1	2.06	0.69
1:AA:947:G:H2'	1:AA:948:G:C8	2.28	0.69
1:AA:2303:G:N2	1:AA:2313:C:O2	2.26	0.69
1:BA:517:C:OP1	27:B5:16:ARG:NH2	2.26	0.69
22:B0:27:GLU:HG3	22:B0:68:GLU:HA	1.74	0.69
31:DA:1030:C:C4	31:DA:1030(A):G:H1'	2.28	0.69
1:AA:794:G:H2'	1:AA:795:C:C6	2.28	0.68
1:AA:2445:G:OP1	5:AF:74:ARG:NH2	2.26	0.68
1:BA:651:G:OP1	30:B8:19:SER:OG	2.09	0.68
1:BA:652(G):G:H2'	1:BA:652(H):C:C6	2.28	0.68
35:CE:100:VAL:O	35:CE:107:ARG:NH2	2.24	0.68
35:CE:110:LEU:HD13	35:CE:118:ILE:HG21	1.74	0.68
1:AA:1786:A:H1'	1:AA:1938:A:N6	2.07	0.68
13:AR:33:ARG:NH2	27:A5:57:VAL:O	2.22	0.68
12:BQ:31:ASP:OD1	12:BQ:134:ARG:NH1	2.26	0.68
31:DA:878:G:H5'	38:DH:89:PRO:HG2	1.75	0.68
1:AA:271(K):U:H4'	1:AA:271(L):U:OP2	1.92	0.68
1:AA:517:C:OP1	27:A5:16:ARG:NH2	2.26	0.68
8:AI:1:MET:N	8:AI:1:MET:SD	2.67	0.68
1:BA:90:U:O2'	1:BA:92:A:O4'	2.10	0.68
1:BA:2104:G:N7	1:BA:2186:G:N2	2.42	0.68
31:CA:1291:G:H4'	39:CI:39:GLY:HA3	1.74	0.68
3:AD:8:PRO:HB3	3:AD:14:ARG:HB2	1.75	0.68
30:A8:61:LEU:O	30:A8:63:PRO:HD3	1.93	0.68
1:BA:1518:U:H2'	1:BA:1519:G:O4'	1.93	0.68
41:CK:34:ASP:HB3	41:CK:40:ILE:HD11	1.75	0.68
31:DA:750:G:N3	45:DO:23:GLY:HA3	2.07	0.68
31:DA:1028:C:N3	31:DA:1033:G:N2	2.40	0.68
31:DA:1279:A:O2'	31:DA:1281:U:OP2	2.11	0.68
1:AA:143:G:H2'	1:AA:143(A):C:C6	2.28	0.68
1:AA:330:A:H2	1:AA:1210:A:H2'	1.58	0.68
1:BA:1529:G:C6	1:BA:1530:C:N4	2.60	0.68
1:BA:1915:U:C5	1:BA:1916:A:C5	2.82	0.68
8:BI:104:GLN:HB2	8:BI:105:HIS:HD2	1.59	0.68
31:CA:269:C:H2'	31:CA:270:A:C8	2.29	0.68

Continued on next page...

Continued from previous page...

Atom-1	Atom-2	Interatomic distance (Å)	Clash overlap (Å)
31:DA:343:U:O2'	31:DA:346:G:O6	2.06	0.68
1:BA:1225:G:OP1	17:BV:69:LYS:NZ	2.22	0.68
32:CB:195:ASP:O	38:CH:68:ARG:NH2	2.26	0.68
41:CK:99:GLN:HG2	41:CK:105:VAL:HG21	1.76	0.68
1:BA:1530:C:N4	1:BA:1539:G:H1	1.92	0.68
31:CA:674:G:H2'	31:CA:675:A:H8	1.59	0.68
31:CA:1100:C:O2'	31:CA:1102:A:OP1	2.08	0.68
32:DB:201:ILE:HG21	32:DB:214:ILE:HG21	1.75	0.68
38:DH:73:ASP:OD2	38:DH:75:ARG:HD3	1.93	0.68
1:BA:249:C:O2	30:B8:12:LYS:NZ	2.20	0.68
4:BE:181:LEU:HD21	15:BT:6:LEU:HD12	1.75	0.68
40:CJ:61:GLU:OE2	44:CN:49:HIS:NE2	2.27	0.68
31:DA:176:C:OP1	50:DT:29:LYS:NZ	2.17	0.68
31:DA:1347:G:N2	31:DA:1373:G:H2'	2.09	0.68
35:DE:78:HIS:HE1	35:DE:142:LEU:HA	1.59	0.68
2:AB:55:U:O3'	6:AG:27:ASN:ND2	2.25	0.68
3:AD:206:LEU:HD22	3:AD:211:ARG:HG2	1.76	0.68
8:AI:124:GLY:N	8:AI:144:VAL:HG13	2.09	0.68
18:AW:18:ARG:HG3	18:AW:76:VAL:HB	1.76	0.68
31:CA:600:C:H2'	31:CA:601:C:C6	2.29	0.68
31:CA:1030(D):A:H62	31:CA:1031:G:H21	1.40	0.68
38:CH:4:ASP:OD1	38:CH:85:ARG:NH1	2.23	0.68
1:AA:2104:G:N7	1:AA:2186:G:N2	2.41	0.67
7:AH:153:LYS:HG3	7:AH:154:PRO:HD2	1.76	0.67
1:BA:2164:C:H3'	1:BA:2165:G:H8	1.58	0.67
1:BA:2394:C:OP2	30:B8:30:ARG:NH1	2.26	0.67
2:BB:66:A:H61	2:BB:108:U:H2'	1.59	0.67
31:CA:1259:C:O2'	31:CA:1283:G:N2	2.27	0.67
1:AA:729:G:O5'	3:AD:208:LYS:NZ	2.26	0.67
4:AE:56:PRO:HG3	4:AE:74:PRO:HG2	1.75	0.67
1:BA:2318:G:O2'	1:BA:2319:G:OP1	2.10	0.67
31:DA:96:U:O2'	31:DA:97:G:OP2	2.12	0.67
1:AA:910:A:H62	12:AQ:12:GLN:HA	1.59	0.67
1:AA:1047:G:H2'	1:AA:1110:G:H22	1.59	0.67
31:CA:991:U:HO2'	31:CA:992:U:P	2.18	0.67
32:CB:194:PRO:O	32:CB:196:LEU:N	2.27	0.67
39:CI:42:ARG:O	39:CI:44:VAL:N	2.25	0.67
1:AA:272(B):G:H2'	1:AA:272(C):G:H8	1.59	0.67
1:AA:1366:A:OP1	23:A1:3:LYS:NZ	2.28	0.67
1:BA:652(B):A:H61	1:BA:655:A:H2	1.41	0.67
1:BA:1915:U:C4	1:BA:1916:A:C4	2.82	0.67

Continued on next page...

Continued from previous page...

Atom-1	Atom-2	Interatomic distance (Å)	Clash overlap (Å)
6:BG:43:LEU:HD11	6:BG:153:ARG:HG2	1.76	0.67
8:BI:61:ARG:HB3	8:BI:133:HIS:HD2	1.58	0.67
31:CA:518:C:O2'	31:CA:530:G:N2	2.27	0.67
31:DA:400:C:H5''	34:DD:73:ARG:HH22	1.59	0.67
31:DA:1032:G:H2'	31:DA:1033:G:H8	1.60	0.67
1:AA:668:G:H5'	1:AA:669:G:OP2	1.93	0.67
28:A6:30:THR:OG1	28:A6:30:THR:O	2.11	0.67
12:BQ:43:THR:HG22	12:BQ:94:VAL:HG12	1.77	0.67
32:CB:87:ARG:HE	32:CB:233:SER:HB2	1.59	0.67
49:DS:11:VAL:HG23	49:DS:38:SER:HB2	1.76	0.67
1:AA:947:G:H2'	1:AA:948:G:H8	1.60	0.67
1:AA:2786:U:O2'	4:AE:62:PRO:O	2.10	0.67
8:AI:97:ILE:HA	8:AI:100:ALA:HB3	1.77	0.67
22:A0:27:GLU:HG3	22:A0:68:GLU:HA	1.74	0.67
1:BA:607:U:OP1	5:BF:102:PRO:HA	1.95	0.67
31:CA:1320:C:H5'	49:CS:70:LYS:HD3	1.77	0.67
31:DA:942:G:H21	39:DI:124:GLN:HE22	1.40	0.67
1:AA:885:C:H3'	1:AA:886:C:H5''	1.76	0.67
1:AA:2136:C:N4	1:AA:2155:G:H1	1.93	0.67
5:AF:24:LEU:HD21	5:AF:199:TRP:HH2	1.60	0.67
31:CA:243:A:H4'	31:CA:244:U:O5'	1.94	0.67
39:CI:26:VAL:HG22	39:CI:61:ALA:HB3	1.76	0.67
31:DA:801:U:H2'	31:DA:802:A:H8	1.59	0.67
41:DK:48:ILE:HD11	41:DK:64:ALA:HA	1.77	0.67
1:AA:1174:A:H1'	1:AA:1175:U:H5''	1.76	0.67
33:CC:152:ILE:HB	33:CC:199:LYS:HB2	1.75	0.67
34:CD:18:LYS:NZ	34:CD:31:CYS:HB3	2.10	0.67
1:AA:2104:G:N2	1:AA:2105:C:C2	2.62	0.67
1:AA:2349:G:H5'	1:AA:2350:C:OP2	1.95	0.67
1:BA:2820:A:OP1	13:BR:4:LEU:HD23	1.94	0.67
31:CA:1391:U:H2'	31:CA:1392:G:C8	2.30	0.67
1:AA:652(G):G:H2'	1:AA:652(H):C:C6	2.30	0.67
1:BA:1429:G:H2'	1:BA:1430:C:C6	2.30	0.67
1:BA:1639:U:H2'	1:BA:1640:C:H5''	1.75	0.67
27:B5:36:CYS:O	27:B5:37:LYS:HD3	1.94	0.67
45:CO:25:THR:HG21	45:CO:70:LEU:HB2	1.77	0.67
31:DA:17:U:O2'	31:DA:1079:G:N3	2.28	0.67
1:AA:2133:G:O2'	1:AA:2158:A:N1	2.28	0.66
1:BA:1505:C:H2'	1:BA:1506:C:H6	1.59	0.66
31:CA:1372:U:OP1	39:CI:72:GLY:N	2.28	0.66
32:DB:91:PRO:HG2	32:DB:155:LEU:HD23	1.77	0.66

Continued on next page...

Continued from previous page...

Atom-1	Atom-2	Interatomic distance (Å)	Clash overlap (Å)
39:DI:3:GLN:HG2	39:DI:20:ARG:HG2	1.77	0.66
1:AA:1531:C:H42	1:AA:1538:G:H1	1.42	0.66
2:AB:48:A:H4'	14:AS:95:HIS:HD2	1.61	0.66
1:BA:993:G:OP1	16:BU:50:ARG:NH2	2.29	0.66
1:BA:2108:C:H42	1:BA:2181:G:H1	1.41	0.66
9:BN:56:ASN:HA	9:BN:125:GLY:H	1.60	0.66
31:CA:1031:G:H2'	31:CA:1032:G:C8	2.30	0.66
34:CD:108:LEU:HB3	34:CD:110:PHE:HE1	1.60	0.66
31:DA:625:G:H2'	31:DA:626:U:C6	2.30	0.66
1:AA:9:U:H3	1:AA:2629:A:H2	1.42	0.66
1:AA:1753:G:H5''	15:AT:95:ARG:HE	1.60	0.66
5:AF:22:ALA:HB1	5:AF:24:LEU:HD22	1.77	0.66
8:AI:5:LEU:HD11	8:AI:19:VAL:HG22	1.77	0.66
1:BA:1913:A:N6	31:CA:1493:A:C5'	2.58	0.66
14:BS:14:VAL:O	14:BS:18:ILE:HG12	1.95	0.66
31:CA:308:C:H2'	31:CA:309:G:H8	1.59	0.66
32:CB:135:GLN:HA	32:CB:138:LEU:HD12	1.77	0.66
40:CJ:54:PHE:HD2	40:CJ:55:LYS:HD2	1.58	0.66
31:DA:664:G:P	48:DR:64:ARG:HH21	2.19	0.66
9:AN:128:HIS:O	9:AN:131:GLN:NE2	2.28	0.66
20:AY:99:CYS:CB	20:AY:102:CYS:HG	2.07	0.66
31:CA:991:U:H4'	31:CA:992:U:O5'	1.96	0.66
31:DA:1190:G:OP1	33:DC:5:ILE:N	2.28	0.66
1:AA:1754:C:OP1	15:AT:96:ARG:NH1	2.28	0.66
7:BH:137:ASP:HB3	7:BH:140:LYS:HB3	1.78	0.66
31:CA:222:U:H2'	31:CA:223:U:C6	2.31	0.66
33:CC:43:LEU:HD22	33:CC:47:LEU:HD12	1.78	0.66
32:DB:20:GLU:O	32:DB:40:HIS:N	2.27	0.66
1:AA:2755:C:HO2'	1:AA:2756:U:H6	1.44	0.66
1:AA:2823:A:OP1	4:AE:159:HIS:NE2	2.22	0.66
33:CC:15:THR:HG21	33:CC:181:ASN:HA	1.76	0.66
31:DA:538:G:OP2	42:DL:115:LYS:HB2	1.96	0.66
35:DE:50:GLU:HB2	35:DE:53:LEU:HD13	1.77	0.66
1:AA:2693:A:H2'	1:AA:2694:G:H8	1.60	0.66
1:AA:2884:U:H1'	27:A5:53:ALA:HB2	1.76	0.66
3:AD:242:ARG:N	3:AD:242:ARG:HD3	2.11	0.66
31:CA:413:G:N2	31:CA:428:G:H1'	2.11	0.66
31:CA:965:A:H5'	31:CA:969:A:O4'	1.96	0.66
32:CB:21:ARG:HB3	32:CB:39:ILE:HG12	1.77	0.66
31:DA:445:G:H2'	31:DA:446:G:C8	2.30	0.66
38:DH:29:SER:HB3	38:DH:32:LYS:HD2	1.78	0.66

Continued on next page...

Continued from previous page...

Atom-1	Atom-2	Interatomic distance (Å)	Clash overlap (Å)
18:AW:88:ARG:NH1	18:AW:94:ASP:OD1	2.28	0.66
5:BF:185:ASP:OD1	5:BF:188:ARG:NH1	2.27	0.66
31:CA:618:C:N3	31:CA:622:A:N6	2.44	0.66
31:CA:1228:C:H5'	43:CM:114:ARG:HB2	1.77	0.66
39:CI:46:ALA:O	39:CI:49:PRO:HD2	1.96	0.66
31:DA:1237:C:O2'	31:DA:1300:G:N2	2.25	0.66
1:AA:83:G:H22	1:AA:102:G:HO2'	1.43	0.66
9:AN:30:ILE:HG23	9:AN:52:VAL:HG11	1.78	0.66
31:CA:1025:U:O2	31:CA:1036:G:O6	2.14	0.66
34:CD:9:CYS:HA	34:CD:12:CYS:HB2	1.78	0.66
37:DG:150:ALA:HA	41:DK:59:TYR:HB3	1.78	0.66
1:AA:1113:U:H2'	1:AA:1114:G:C8	2.31	0.66
1:AA:1143:A:OP1	9:AN:25:ARG:NH2	2.29	0.66
32:CB:163:PHE:CD2	32:CB:185:ILE:HG13	2.30	0.66
31:DA:243:A:H4'	31:DA:244:U:O5'	1.94	0.66
31:DA:1286:A:H2'	31:DA:1287:A:H4'	1.77	0.66
32:DB:81:VAL:HG22	32:DB:215:LEU:HD11	1.77	0.66
39:DI:9:ARG:HB2	39:DI:104:ARG:HE	1.59	0.66
1:AA:2377:A:H2'	1:AA:2378:A:C8	2.31	0.65
26:A4:13:ARG:N	26:A4:29:PRO:O	2.25	0.65
1:BA:641:C:O2'	1:BA:2350:C:OP1	2.10	0.65
1:BA:673:C:H5''	5:BF:81:PRO:HD2	1.78	0.65
1:BA:2113:U:H2'	1:BA:2114:A:O4'	1.96	0.65
31:DA:308:C:H2'	31:DA:309:G:H8	1.60	0.65
31:DA:983:A:N1	31:DA:1222:G:N2	2.43	0.65
1:AA:903:C:H2'	1:AA:904:C:C6	2.30	0.65
1:AA:1300:U:H4'	1:AA:1301:A:H5''	1.78	0.65
1:AA:1359:A:N1	1:AA:1372:U:O4	2.30	0.65
1:AA:2296:U:OP2	14:AS:9:ARG:NH2	2.28	0.65
6:AG:108:ASN:HA	26:A4:37:SER:HB3	1.78	0.65
7:AH:137:ASP:HB3	7:AH:140:LYS:HB3	1.78	0.65
15:AT:27:THR:HB	15:AT:89:VAL:HG22	1.78	0.65
21:AZ:156:LYS:HD2	21:AZ:158:PRO:HD3	1.78	0.65
1:BA:141:A:H8	1:BA:1408:C:HO2'	1.44	0.65
1:BA:2349:G:H5'	1:BA:2350:C:OP2	1.96	0.65
31:CA:542:G:H5'	34:CD:41:GLY:HA3	1.78	0.65
31:CA:580:U:H2'	31:CA:581:G:O4'	1.96	0.65
31:CA:673:G:H2'	31:CA:674:G:C8	2.31	0.65
31:CA:1300:G:O2'	31:CA:1301:U:O5'	2.13	0.65
48:CR:56:THR:HB	48:CR:58:LEU:HD13	1.78	0.65
1:AA:384:U:H2'	1:AA:385:C:H6	1.61	0.65

Continued on next page...

Continued from previous page...

Atom-1	Atom-2	Interatomic distance (Å)	Clash overlap (Å)
1:AA:1462:C:H4'	1:AA:2703:C:H5'	1.78	0.65
31:CA:1435:G:H2'	31:CA:1436:U:C6	2.31	0.65
32:DB:186:ALA:O	32:DB:201:ILE:N	2.27	0.65
1:AA:919:G:N2	1:AA:2269:A:OP2	2.30	0.65
1:AA:1427:A:H4'	1:AA:1428:C:O5'	1.94	0.65
5:AF:110:LEU:HD21	5:AF:181:LEU:HG	1.77	0.65
13:AR:56:LYS:NZ	13:AR:90:ARG:O	2.29	0.65
25:A3:10:LYS:HB3	25:A3:53:LEU:HA	1.78	0.65
25:A3:22:ALA:O	25:A3:26:LEU:HG	1.96	0.65
20:BY:99:CYS:CB	20:BY:102:CYS:HG	2.09	0.65
31:DA:158:G:N2	31:DA:163:C:O2	2.29	0.65
1:BA:1798:U:C5'	3:BD:259:THR:HG22	2.25	0.65
21:BZ:72:ARG:NH2	21:BZ:97:GLU:O	2.29	0.65
34:CD:65:ARG:HG2	34:CD:75:PHE:CD1	2.32	0.65
31:DA:1411:C:H2'	31:DA:1412:C:H6	1.62	0.65
32:DB:24:TRP:HZ3	32:DB:29:ALA:HB2	1.59	0.65
1:AA:637:A:H8	11:AP:117:GLU:HG3	1.62	0.65
1:AA:1315:C:N4	1:AA:1337:G:H1	1.95	0.65
1:AA:2174:C:H2'	1:AA:2175:C:H6	1.62	0.65
2:AB:44:G:N3	2:AB:47:C:N4	2.43	0.65
17:AV:35:LEU:HB2	17:AV:57:VAL:HG23	1.78	0.65
1:BA:2114:A:H3'	1:BA:2115:G:C8	2.32	0.65
31:CA:192:U:H4'	50:CT:57:ARG:HD2	1.79	0.65
31:CA:1356:G:H2'	31:CA:1357:A:C8	2.32	0.65
34:CD:129:ASN:HD21	34:CD:144:ASP:HA	1.61	0.65
31:DA:189(F):U:O2	47:DQ:63:ARG:NH2	2.30	0.65
33:DC:77:ILE:HA	33:DC:84:ILE:H	1.62	0.65
39:DI:40:LEU:HB2	39:DI:43:ALA:HB2	1.79	0.65
1:AA:1019:U:H3	1:AA:1142(A):A:H62	1.43	0.65
1:AA:2297:C:O2	1:AA:2321:G:N2	2.15	0.65
1:BA:642:G:H21	1:BA:646:A:H2	1.42	0.65
31:CA:1062:U:H2'	31:CA:1063:C:C6	2.32	0.65
31:CA:1318:A:H2'	31:CA:1319:A:H5''	1.78	0.65
37:CG:89:MET:HG2	37:CG:155:ARG:HG3	1.78	0.65
31:DA:342:C:H2'	31:DA:343:U:O4'	1.97	0.65
31:DA:1178:G:N2	31:DA:1181:G:OP2	2.23	0.65
1:AA:299:A:H5''	20:AY:86:ARG:HH21	1.61	0.65
3:AD:125:ILE:HB	36:DF:81:ILE:HD11	1.79	0.65
1:BA:384:U:H2'	1:BA:385:C:H6	1.60	0.65
1:BA:1027:A:C2	1:BA:2488:A:H5'	2.32	0.65
1:BA:1448:G:H4'	1:BA:1542:A:OP1	1.97	0.65

Continued on next page...

Continued from previous page...

Atom-1	Atom-2	Interatomic distance (Å)	Clash overlap (Å)
11:BP:59:LEU:HD11	30:B8:10:ALA:HB2	1.79	0.65
13:BR:44:LEU:HD22	13:BR:48:VAL:HG23	1.79	0.65
31:CA:15:G:H4'	35:CE:24:ARG:HH12	1.62	0.65
31:DA:160:A:O5'	31:DA:160:A:H8	1.80	0.65
32:DB:155:LEU:HD11	32:DB:159:PRO:HD3	1.77	0.65
35:DE:147:ASP:OD2	35:DE:147:ASP:N	2.25	0.65
5:AF:184:TYR:CE2	5:AF:188:ARG:HD2	2.32	0.65
3:BD:108:PRO:HB3	3:BD:143:HIS:HE1	1.62	0.65
31:CA:959:A:HO2'	31:CA:984:C:HO2'	1.45	0.65
34:CD:18:LYS:HZ2	34:CD:31:CYS:HB3	1.62	0.65
35:CE:147:ASP:OD2	35:CE:147:ASP:N	2.26	0.65
32:DB:17:PHE:H	32:DB:17:PHE:HD2	1.43	0.65
1:AA:1766:U:H2'	1:AA:1767:C:H6	1.62	0.65
32:CB:16:HIS:HB3	32:CB:210:SER:HA	1.78	0.65
31:DA:1106:G:H5''	33:DC:172:ARG:HG2	1.79	0.65
1:AA:247:G:H4'	1:AA:386:G:C5	2.32	0.64
3:AD:16:MET:HG3	3:AD:206:LEU:O	1.96	0.64
1:BA:389:G:N1	11:BP:70:GLN:HG3	2.12	0.64
1:BA:1495:A:H2'	1:BA:1496:A:C8	2.32	0.64
1:BA:1689:A:H62	1:BA:1698:A:H2	1.42	0.64
31:CA:93:G:O2'	31:CA:96:U:OP2	2.15	0.64
31:CA:344:A:H5''	31:CA:345:C:H5	1.62	0.64
31:CA:933:G:O6	37:CG:3:ARG:NH2	2.31	0.64
47:CQ:45:HIS:HB2	47:CQ:65:ILE:HD13	1.79	0.64
31:DA:1352:C:H2'	31:DA:1353:G:C8	2.32	0.64
31:DA:1366:C:O2'	40:DJ:60:ARG:NH1	2.28	0.64
33:DC:5:ILE:HD11	44:DN:49:HIS:CE1	2.32	0.64
1:AA:2287:A:N6	1:AA:2344:U:H3	1.95	0.64
15:AT:64:ARG:HB2	15:AT:73:GLU:HG2	1.80	0.64
20:AY:76:CYS:HB2	20:AY:106:LEU:HD21	1.77	0.64
1:BA:336:C:O2'	20:BY:35:TYR:OH	2.15	0.64
1:BA:535:C:O3'	16:BU:53:ARG:NH1	2.29	0.64
1:BA:2079:U:OP1	23:B1:21:ARG:NH2	2.30	0.64
8:BI:5:LEU:HD11	8:BI:19:VAL:HG22	1.78	0.64
31:CA:584:G:H5'	47:CQ:91:ARG:HH22	1.62	0.64
1:AA:95:G:H4'	24:A2:46:GLN:H	1.61	0.64
1:AA:2158:A:H4'	1:AA:2159:G:H5'	1.79	0.64
21:AZ:5:LEU:HD21	21:AZ:44:PHE:HA	1.79	0.64
1:BA:857:C:H4'	22:B0:23:VAL:HG21	1.77	0.64
31:CA:100:C:H2'	31:CA:101:A:C8	2.31	0.64
32:CB:87:ARG:HH21	32:CB:233:SER:HB2	1.62	0.64

Continued on next page...

Continued from previous page...

Atom-1	Atom-2	Interatomic distance (Å)	Clash overlap (Å)
31:DA:373:A:H2'	31:DA:374:A:H8	1.63	0.64
31:DA:674:G:H2'	31:DA:675:A:H8	1.63	0.64
1:AA:794:G:H2'	1:AA:795:C:H6	1.61	0.64
1:AA:2074:U:H2'	1:AA:2075:U:C6	2.32	0.64
15:AT:24:PRO:HA	15:AT:49:VAL:HG22	1.77	0.64
1:BA:1903:G:OP1	3:BD:241:PRO:HB2	1.97	0.64
31:CA:1306:A:H1'	31:CA:1332:A:C2	2.33	0.64
37:CG:150:ALA:HA	41:CK:59:TYR:HB3	1.78	0.64
31:DA:1356:G:H2'	31:DA:1357:A:C8	2.32	0.64
49:DS:69:HIS:HD1	49:DS:74:PHE:HZ	1.43	0.64
1:AA:2022:U:O2'	1:AA:2617:C:H5'	1.98	0.64
1:AA:2820:A:OP2	13:AR:2:ARG:NH2	2.27	0.64
5:AF:53:THR:HG22	5:AF:56:GLU:HG3	1.80	0.64
21:AZ:110:GLY:HA3	21:AZ:174:VAL:HG11	1.78	0.64
1:BA:223:A:O2'	1:BA:420:C:O2	2.15	0.64
1:BA:271(K):U:O2'	1:BA:271(M):G:N2	2.31	0.64
31:CA:625:G:H2'	31:CA:626:U:C6	2.32	0.64
31:CA:688:G:H2'	31:CA:689:C:H6	1.61	0.64
31:DA:165:C:H2'	31:DA:166:G:C8	2.33	0.64
34:DD:41:GLY:O	34:DD:43:HIS:N	2.31	0.64
1:AA:987:G:O2'	1:AA:1000:A:N3	2.28	0.64
7:BH:90:LYS:NZ	7:BH:159:GLU:OE1	2.29	0.64
20:BY:99:CYS:HB3	20:BY:102:CYS:SG	2.38	0.64
31:CA:166:G:H2'	31:CA:167:G:C8	2.32	0.64
31:CA:1293:G:O2'	31:CA:1294:G:H8	1.81	0.64
32:CB:187:LEU:HA	32:CB:201:ILE:HB	1.79	0.64
31:DA:964:A:N3	31:DA:969:A:O2'	2.25	0.64
1:AA:96:G:P	24:A2:46:GLN:HE21	2.20	0.64
10:AO:115:VAL:HG13	10:AO:121:VAL:HG21	1.80	0.64
1:BA:604:G:OP2	11:BP:90:ARG:NH1	2.31	0.64
1:BA:1187:G:H5''	17:BV:81:TYR:CE2	2.33	0.64
1:BA:2567:G:H2'	1:BA:2568:C:C6	2.33	0.64
1:AA:2126:A:H4'	1:AA:2127:G:O5'	1.97	0.64
6:AG:11:TYR:CZ	6:AG:16:ARG:HD3	2.32	0.64
7:AH:24:VAL:HG22	7:AH:35:VAL:HB	1.80	0.64
22:A0:31:VAL:HG11	22:A0:37:LEU:HD21	1.80	0.64
1:BA:2222:G:O2'	3:BD:148:GLU:HG2	1.97	0.64
26:B4:7:PRO:HB2	26:B4:27:THR:HG21	1.79	0.64
37:CG:41:ARG:O	37:CG:45:ASP:N	2.30	0.64
31:DA:105:G:H2'	31:DA:106:C:C6	2.33	0.64
33:DC:142:MET:HA	33:DC:146:ALA:HB3	1.80	0.64

Continued on next page...

Continued from previous page...

Atom-1	Atom-2	Interatomic distance (Å)	Clash overlap (Å)
1:AA:652(Q):G:H2'	1:AA:652(R):C:H5'	1.80	0.64
1:AA:2158:A:H1'	1:AA:2159:G:C8	2.33	0.64
13:AR:101:ALA:HA	27:A5:44:THR:HG21	1.78	0.64
25:A3:6:VAL:HG13	25:A3:56:VAL:HG22	1.78	0.64
1:BA:1403:C:H5''	1:BA:1471:A:H1'	1.79	0.64
1:BA:2126:A:H4'	1:BA:2127:G:O5'	1.98	0.64
19:BX:31:HIS:CD2	19:BX:33:LYS:H	2.16	0.64
31:DA:1130:A:O5'	39:DI:20:ARG:NH2	2.29	0.64
34:DD:60:GLU:OE1	34:DD:199:ASN:N	2.28	0.64
1:AA:1187:G:H5''	17:AV:81:TYR:CE2	2.32	0.64
1:AA:1300:U:H4'	1:AA:1301:A:C5'	2.28	0.64
1:AA:2693:A:H2'	1:AA:2694:G:C8	2.33	0.64
15:AT:9:LEU:O	15:AT:12:SER:OG	2.10	0.64
1:BA:1266:G:O5'	18:BW:15:ARG:NH2	2.31	0.64
31:DA:1118:C:OP1	39:DI:9:ARG:NH1	2.31	0.64
1:BA:2099:U:H3	1:BA:2190:G:H1	1.45	0.63
4:BE:143:ASN:HB2	4:BE:147:PRO:HD2	1.78	0.63
10:BO:115:VAL:HG13	10:BO:121:VAL:HG21	1.79	0.63
31:CA:590:C:H2'	31:CA:591:U:C6	2.33	0.63
31:CA:1458:G:OP1	50:CT:35:THR:OG1	2.07	0.63
32:CB:18:GLY:HA2	32:CB:42:ILE:HG13	1.81	0.63
33:DC:11:ARG:HH21	33:DC:180:ALA:HB3	1.62	0.63
1:AA:644:A:H4'	1:AA:645:C:C5	2.33	0.63
1:AA:805:G:N2	1:AA:829:A:OP1	2.30	0.63
31:DA:954:G:H21	31:DA:1227:A:H62	1.46	0.63
32:DB:87:ARG:NH1	32:DB:220:ASP:OD1	2.31	0.63
34:DD:14:ARG:HB2	34:DD:40:PRO:HD2	1.80	0.63
1:AA:1332:G:H21	1:AA:1610:A:H8	1.45	0.63
1:AA:1430:C:H2'	1:AA:1431:U:H6	1.62	0.63
1:AA:2307:G:H8	1:AA:2307:G:OP1	1.80	0.63
31:CA:233:C:H2'	31:CA:234:C:H6	1.63	0.63
31:CA:750:G:N3	45:CO:23:GLY:HA3	2.13	0.63
31:CA:1379:G:N2	31:CA:1381:U:O4	2.30	0.63
32:CB:219:VAL:HA	32:CB:222:ILE:HD12	1.80	0.63
34:CD:108:LEU:HB3	34:CD:110:PHE:CE1	2.33	0.63
31:DA:165:C:H2'	31:DA:166:G:H8	1.63	0.63
31:DA:559:A:OP1	35:DE:126:ARG:NH2	2.31	0.63
1:AA:2567:G:H2'	1:AA:2568:C:C6	2.33	0.63
5:AF:137:LYS:HA	5:AF:140:LEU:HD23	1.81	0.63
28:A6:18:ARG:HG3	28:A6:42:TRP:CD1	2.32	0.63
8:BI:92:VAL:HG13	8:BI:120:ILE:HB	1.81	0.63

Continued on next page...

Continued from previous page...

Atom-1	Atom-2	Interatomic distance (Å)	Clash overlap (Å)
31:CA:193:C:H2'	31:CA:194:C:C6	2.32	0.63
39:CI:5:TYR:O	39:CI:87:GLN:NE2	2.31	0.63
1:AA:107:C:H2'	1:AA:108:U:H6	1.63	0.63
1:AA:1688:U:H1'	1:AA:1701:A:C6	2.33	0.63
1:AA:2125:G:H22	1:AA:2172:U:H3'	1.63	0.63
1:BA:443:A:H1'	1:BA:1201:C:O4'	1.99	0.63
6:BG:41:GLN:HE22	6:BG:153:ARG:HB3	1.63	0.63
31:DA:1502:A:H2	31:DA:1505:G:N1	1.91	0.63
35:DE:126:ARG:HG2	35:DE:126:ARG:HH11	1.63	0.63
43:DM:60:VAL:HA	43:DM:64:TRP:HZ3	1.63	0.63
1:AA:322:A:OP2	5:AF:169:ASN:HB2	1.98	0.63
1:AA:1021:A:H62	1:AA:1141:U:H3	1.46	0.63
1:BA:639:U:H2'	1:BA:640:C:C6	2.33	0.63
1:BA:676:A:H2	1:BA:802:A:H61	1.47	0.63
1:BA:2166:G:N2	1:BA:2172:U:O4	2.31	0.63
33:CC:150:LYS:HB3	33:CC:173:VAL:HG21	1.81	0.63
49:CS:50:ALA:HB1	49:CS:57:HIS:HB3	1.79	0.63
31:DA:985:C:H2'	31:DA:986:A:C8	2.32	0.63
31:DA:1025:U:C2	31:DA:1036:G:O6	2.51	0.63
46:DP:72:ARG:HH21	46:DP:73:LEU:HD21	1.64	0.63
1:AA:879:G:H2'	1:AA:880:G:O4'	1.97	0.63
28:A6:16:CYS:HB3	28:A6:43:CYS:SG	2.39	0.63
8:BI:93:THR:HG22	8:BI:119:PRO:HB3	1.81	0.63
9:BN:20:GLY:HA2	9:BN:61:ARG:HD3	1.79	0.63
12:BQ:135:ASP:OD2	21:BZ:49:ARG:NH2	2.31	0.63
31:CA:677:U:H3	31:CA:713:G:H22	1.46	0.63
31:CA:1251:A:H2'	31:CA:1252:A:C8	2.34	0.63
31:DA:430:A:OP1	34:DD:9:CYS:HB2	1.98	0.63
32:DB:47:THR:HA	32:DB:202:PRO:HG2	1.81	0.63
1:AA:2198:A:O2'	1:AA:2224:G:N2	2.32	0.63
30:A8:39:LYS:HA	30:A8:42:ARG:NH1	2.13	0.63
1:BA:1503:U:H2'	1:BA:1504:C:C6	2.34	0.63
8:BI:12:LEU:HD22	8:BI:19:VAL:HG21	1.81	0.63
13:BR:55:ALA:HB2	13:BR:79:LEU:HD13	1.80	0.63
31:CA:735:C:H2'	31:CA:736:C:H6	1.64	0.63
32:CB:20:GLU:O	32:CB:40:HIS:N	2.31	0.63
39:CI:24:GLY:HA2	39:CI:60:ASP:HA	1.78	0.63
31:DA:1435:G:H2'	31:DA:1436:U:C6	2.33	0.63
1:AA:83:G:N2	1:AA:102:G:O2'	2.31	0.63
1:AA:1047:G:H2'	1:AA:1110:G:H1	1.64	0.63
1:AA:2611:U:C4	27:A5:3:LYS:HG2	2.34	0.63

Continued on next page...

Continued from previous page...

Atom-1	Atom-2	Interatomic distance (Å)	Clash overlap (Å)
2:AB:28:C:H2'	2:AB:29:A:H8	1.63	0.63
2:BB:31:C:O2'	2:BB:53:A:N6	2.31	0.63
31:CA:132:C:H2'	31:CA:133:U:H6	1.64	0.63
31:CA:176:C:H2'	31:CA:177:C:C6	2.33	0.63
31:DA:737:A:H1'	36:DF:73:ASN:HD21	1.63	0.63
33:DC:155:GLY:O	33:DC:157:ILE:N	2.32	0.63
1:AA:1012:U:H5	9:AN:28:THR:HG21	1.64	0.62
1:AA:1833:U:O2'	1:AA:1969:A:N1	2.29	0.62
1:BA:1426:G:O6	3:BD:31:LYS:NZ	2.32	0.62
32:DB:71:VAL:HA	32:DB:93:VAL:HG23	1.81	0.62
39:DI:43:ALA:C	39:DI:45:ALA:HB2	2.19	0.62
1:AA:375:C:H2'	1:AA:376:C:C6	2.34	0.62
1:AA:1174:A:H4'	1:AA:1175:U:OP1	1.98	0.62
1:AA:1332:G:N2	1:AA:1610:A:C8	2.67	0.62
1:AA:1537:G:H2'	1:AA:1538:G:H8	1.64	0.62
1:BA:271(M):G:O2'	1:BA:271(N):U:O5'	2.16	0.62
1:BA:878:A:H2'	1:BA:879:G:H5'	1.81	0.62
52:BA:3001:T8B:H13	52:BA:3001:T8B:H17	0.73	0.62
14:BS:26:LEU:HD13	14:BS:87:PHE:HD1	1.64	0.62
31:CA:1128:C:H1'	31:CA:1146:A:H61	1.64	0.62
35:CE:78:HIS:HE1	35:CE:142:LEU:HA	1.64	0.62
31:DA:663:A:O3'	48:DR:64:ARG:NH2	2.31	0.62
1:AA:95:G:O2'	24:A2:46:GLN:HA	2.00	0.62
1:AA:392:C:H5''	1:AA:409:C:H5''	1.81	0.62
1:AA:1266:G:O5'	18:AW:15:ARG:NH2	2.32	0.62
1:AA:1420:U:O2'	1:AA:1421:G:OP1	2.17	0.62
1:AA:2854:G:H2'	1:AA:2855:C:C6	2.33	0.62
8:AI:95:LYS:O	8:AI:98:ALA:HB3	1.99	0.62
11:AP:121:LYS:O	11:AP:123:LEU:N	2.32	0.62
14:AS:34:HIS:ND1	14:AS:53:SER:OG	2.32	0.62
12:BQ:21:THR:HG21	12:BQ:101:ARG:HB2	1.79	0.62
31:CA:67:C:H2'	31:CA:68:G:C8	2.35	0.62
31:DA:1255:G:O2'	31:DA:1259:C:O4'	2.13	0.62
1:AA:576:U:H2'	1:AA:577:G:C8	2.34	0.62
1:AA:2305:A:H2	6:AG:152:LEU:HD11	1.64	0.62
1:BA:242:G:O2'	1:BA:254:G:O6	2.13	0.62
31:CA:272:C:H2'	31:CA:273:A:C8	2.34	0.62
34:CD:32:ALA:O	34:CD:35:ARG:N	2.33	0.62
31:DA:748:C:H4'	31:DA:749:C:O5'	1.99	0.62
32:DB:52:GLU:O	32:DB:56:ARG:HG2	1.99	0.62
33:DC:40:ARG:NH2	33:DC:55:VAL:O	2.32	0.62

Continued on next page...

Continued from previous page...

Atom-1	Atom-2	Interatomic distance (Å)	Clash overlap (Å)
1:AA:186:G:H2'	1:AA:187:G:H8	1.65	0.62
1:AA:1530:C:N4	1:AA:1539:G:H1	1.98	0.62
14:AS:34:HIS:O	14:AS:97:ARG:NH2	2.32	0.62
1:BA:2125:G:H22	1:BA:2172:U:H3'	1.64	0.62
20:BY:79:CYS:HB2	20:BY:81:LYS:H	1.63	0.62
31:CA:187:C:H2'	31:CA:188:C:C6	2.35	0.62
31:DA:1201:A:H4'	31:DA:1202:G:O5'	2.00	0.62
34:DD:134:ASP:O	34:DD:136:PRO:HD3	1.99	0.62
1:AA:639:U:H2'	1:AA:640:C:C6	2.33	0.62
1:AA:1138:G:N3	9:AN:106:MET:HE2	2.15	0.62
1:AA:2233:U:H2'	1:AA:2234:G:C8	2.34	0.62
1:BA:644:A:H4'	1:BA:645:C:C5	2.34	0.62
1:BA:1434:A:H61	1:BA:1558:A:N6	1.97	0.62
1:BA:2104:G:N2	1:BA:2105:C:C2	2.67	0.62
18:BW:10:VAL:HG12	18:BW:12:ILE:HG22	1.82	0.62
31:CA:688:G:H2'	31:CA:689:C:C6	2.34	0.62
31:DA:801:U:H2'	31:DA:802:A:C8	2.33	0.62
34:DD:128:VAL:HG12	34:DD:129:ASN:HD22	1.64	0.62
35:DE:143:ARG:NH1	38:DH:77:GLU:OE1	2.32	0.62
38:DH:96:GLY:N	38:DH:99:GLU:OE2	2.27	0.62
1:AA:994:C:OP2	16:AU:54:LYS:NZ	2.24	0.62
7:AH:30:LYS:HG3	7:AH:80:SER:O	1.98	0.62
13:AR:23:ASN:OD1	13:AR:23:ASN:N	2.32	0.62
1:BA:855:G:O2'	22:B0:27:GLU:OE2	2.12	0.62
31:CA:1126:U:H1'	31:CA:1280:A:C5	2.35	0.62
31:CA:1215:G:H2'	31:CA:1216:G:H8	1.64	0.62
32:CB:100:GLY:N	32:CB:176:GLU:OE2	2.30	0.62
39:CI:44:VAL:N	39:CI:45:ALA:HA	2.15	0.62
46:CP:29:ASP:OD2	46:CP:29:ASP:N	2.31	0.62
31:DA:458:C:H2'	31:DA:460:G:H8	1.65	0.62
8:BI:61:ARG:HB3	8:BI:133:HIS:CD2	2.33	0.62
10:BO:120:GLU:HG2	10:BO:122:LEU:HG	1.81	0.62
14:BS:96:GLY:N	14:BS:99:LYS:HB3	2.14	0.62
31:DA:618:C:N3	31:DA:622:A:N6	2.47	0.62
31:DA:1071:C:H5''	35:DE:49:PRO:HG3	1.81	0.62
31:DA:1289:A:H3'	31:DA:1290:G:H8	1.65	0.62
41:DK:62:GLN:NE2	41:DK:93:GLN:OE1	2.32	0.62
1:AA:1529:G:C6	1:AA:1530:C:N4	2.68	0.62
1:AA:2735:G:H2'	1:AA:2736:G:H8	1.62	0.62
1:BA:571:A:H5'	1:BA:2030:A:H62	1.64	0.62
1:BA:1568:G:H5''	3:BD:61:LEU:HD22	1.82	0.62

Continued on next page...

Continued from previous page...

Atom-1	Atom-2	Interatomic distance (Å)	Clash overlap (Å)
13:BR:28:LEU:HD12	13:BR:48:VAL:HG21	1.82	0.62
40:CJ:61:GLU:OE1	44:CN:58:LYS:NZ	2.28	0.62
31:DA:473:G:H2'	31:DA:474:G:C8	2.34	0.62
1:AA:747:U:O2	1:AA:2014:A:H1'	2.00	0.62
1:AA:1530:C:H1'	1:AA:1531:C:OP1	1.99	0.62
1:AA:2462:U:H2'	1:AA:2463:C:O4'	1.99	0.62
5:AF:103:LYS:HA	5:AF:106:ARG:HG3	1.82	0.62
1:BA:265:A:H1'	1:BA:266:G:O4'	1.99	0.62
1:BA:1227:G:OP1	16:BU:13:LYS:NZ	2.32	0.62
1:BA:1839:G:H8	1:BA:1839:G:H5'	1.64	0.62
1:BA:2314:C:H2'	1:BA:2315:G:C8	2.35	0.62
1:BA:2483:C:N3	12:BQ:124:LYS:NZ	2.47	0.62
14:BS:96:GLY:HA2	14:BS:100:ALA:H	1.65	0.62
31:CA:475:G:O2'	31:CA:476:G:H5'	2.00	0.62
31:CA:662:G:H2'	31:CA:663:A:H8	1.62	0.62
31:CA:877:C:H5''	38:CH:88:LYS:HD3	1.80	0.62
42:CL:27:LEU:C	42:CL:29:GLY:H	2.04	0.62
32:DB:74:LYS:O	32:DB:76:GLN:N	2.32	0.62
32:DB:135:GLN:HA	32:DB:138:LEU:HD12	1.82	0.62
33:DC:48:TYR:O	33:DC:50:ALA:N	2.33	0.62
1:AA:271(K):U:O2'	1:AA:271(M):G:N2	2.32	0.61
1:AA:1283:G:N2	1:AA:1285:G:H3'	2.15	0.61
1:AA:2115:G:O2'	1:AA:2166:G:N2	2.33	0.61
1:AA:2122:U:H2'	1:AA:2123:G:H8	1.65	0.61
21:AZ:160:GLY:HA2	21:AZ:161:VAL:CB	2.29	0.61
1:BA:652(Q):G:H2'	1:BA:652(R):C:H5'	1.82	0.61
1:BA:2022:U:O2'	1:BA:2617:C:H5'	1.99	0.61
3:BD:145:VAL:HG12	3:BD:146:GLU:O	2.00	0.61
14:BS:58:LEU:HB2	14:BS:59:LYS:HB2	1.82	0.61
26:B4:42:PHE:HB3	26:B4:43:TYR:HB2	1.81	0.61
31:CA:427:U:OP1	34:CD:13:ARG:NH2	2.32	0.61
32:DB:12:GLU:C	32:DB:16:HIS:HD1	2.04	0.61
1:AA:855:G:O2'	22:A0:27:GLU:OE2	2.15	0.61
1:AA:1470:G:N2	1:AA:1520:G:OP2	2.33	0.61
1:BA:184:C:H2'	1:BA:185:U:C6	2.35	0.61
1:BA:754:C:H2'	1:BA:755:C:H6	1.64	0.61
21:BZ:69:THR:HG22	21:BZ:90:VAL:HA	1.81	0.61
31:CA:159:G:H2'	31:CA:161:A:OP2	2.00	0.61
31:CA:537:G:H2'	31:CA:538:G:C8	2.35	0.61
31:CA:955:U:H1'	31:CA:1227:A:H61	1.65	0.61
33:CC:58:GLU:HB2	33:CC:65:ALA:HB3	1.82	0.61

Continued on next page...

Continued from previous page...

Atom-1	Atom-2	Interatomic distance (Å)	Clash overlap (Å)
43:CM:23:TYR:HB3	43:CM:67:GLU:HG2	1.82	0.61
5:AF:7:TYR:HB2	5:AF:22:ALA:HB3	1.82	0.61
1:BA:84:A:N6	1:BA:102:G:H1'	2.15	0.61
3:BD:77:ALA:HB2	3:BD:97:TYR:CD2	2.35	0.61
31:CA:1155:G:H2'	31:CA:1156:G:C8	2.35	0.61
32:DB:163:PHE:HA	32:DB:185:ILE:HG12	1.83	0.61
35:DE:145:LYS:O	35:DE:149:GLU:HG2	1.99	0.61
1:AA:1022:G:N7	9:AN:66:LYS:HE2	2.15	0.61
1:AA:1506:C:H2'	1:AA:1507:A:H5'	1.82	0.61
1:AA:2563:U:H4'	10:AO:28:SER:HA	1.81	0.61
1:AA:2887:U:H2'	1:AA:2888:C:C6	2.36	0.61
2:AB:75:G:H5''	2:AB:75:G:H8	1.64	0.61
8:AI:116:LEU:HD13	8:AI:119:PRO:HA	1.81	0.61
23:A1:10:LYS:NZ	23:A1:65:SER:OG	2.34	0.61
1:BA:528:A:C2	1:BA:2043:C:H4'	2.34	0.61
3:BD:35:LYS:HG2	3:BD:36:PRO:HD2	1.81	0.61
5:BF:33:LEU:HD13	5:BF:112:MET:HE2	1.82	0.61
34:CD:22:LYS:HB2	34:CD:26:CYS:HB2	1.82	0.61
51:CU:12:LYS:O	51:CU:16:GLY:N	2.34	0.61
31:DA:262:A:H2'	31:DA:263:A:C8	2.35	0.61
31:DA:624:C:H2'	31:DA:625:G:H8	1.65	0.61
31:DA:1307:U:OP1	43:DM:101:GLN:NE2	2.34	0.61
1:AA:2294:C:OP2	14:AS:13:ARG:NH1	2.34	0.61
2:AB:24:G:H4'	2:AB:25:A:C8	2.36	0.61
1:BA:1021:A:H3'	1:BA:1021:A:C8	2.36	0.61
1:BA:1300:U:H4'	1:BA:1301:A:C5'	2.31	0.61
10:BO:8:LEU:HB2	10:BO:19:ILE:HG13	1.82	0.61
31:CA:600:C:OP1	38:CH:97:VAL:N	2.27	0.61
31:DA:246:A:N1	31:DA:278:G:O2'	2.27	0.61
31:DA:256:U:H2'	31:DA:257:G:C8	2.36	0.61
31:DA:353:A:H8	31:DA:353:A:H5'	1.64	0.61
34:DD:100:ARG:NH1	34:DD:137:SER:HB3	2.15	0.61
44:DN:29:ARG:HD3	44:DN:40:CYS:HB2	1.83	0.61
1:AA:2164:C:H3'	1:AA:2165:G:H8	1.64	0.61
1:AA:2420:C:P	30:A8:33:ASN:H	2.23	0.61
13:AR:100:LEU:HD11	13:AR:113:LEU:HD23	1.81	0.61
1:BA:2789:C:O2'	1:BA:2790:A:O2'	2.18	0.61
10:BO:2:ILE:HD12	10:BO:6:THR:HG21	1.81	0.61
28:B6:26:ASN:HB3	28:B6:29:ASN:HB2	1.82	0.61
31:CA:620:C:H2'	31:CA:621:A:O4'	2.00	0.61
31:CA:1355:G:H2'	31:CA:1356:G:H8	1.65	0.61

Continued on next page...

Continued from previous page...

Atom-1	Atom-2	Interatomic distance (Å)	Clash overlap (Å)
31:DA:263:A:OP1	50:DT:79:ARG:NH1	2.32	0.61
32:DB:134:GLU:HA	32:DB:137:ARG:HE	1.65	0.61
32:DB:219:VAL:HA	32:DB:222:ILE:HD12	1.81	0.61
1:AA:652(G):G:H2'	1:AA:652(H):C:H6	1.66	0.61
1:AA:1429:G:H2'	1:AA:1430:C:C6	2.35	0.61
1:AA:2108:C:H42	1:AA:2181:G:H1	1.46	0.61
15:AT:56:GLY:O	15:AT:59:THR:HG23	2.00	0.61
31:CA:1141:C:H2'	31:CA:1142:G:O4'	2.01	0.61
32:CB:185:ILE:HG22	32:CB:199:TYR:HB2	1.82	0.61
31:DA:224:C:H2'	31:DA:225:C:C6	2.36	0.61
35:DE:36:ASP:OD2	35:DE:38:GLN:N	2.32	0.61
1:AA:84:A:N6	1:AA:102:G:H1'	2.16	0.61
1:AA:1495:A:H2'	1:AA:1496:A:C8	2.35	0.61
4:AE:38:THR:O	4:AE:42:ASP:N	2.31	0.61
7:AH:56:SER:OG	7:AH:61:HIS:ND1	2.28	0.61
1:BA:882:G:H1	1:BA:894:C:H42	1.49	0.61
1:BA:1914:C:HO2'	1:BA:1915:U:P	2.24	0.61
33:CC:134:ILE:HG22	33:CC:168:ALA:HB3	1.82	0.61
31:DA:811:C:O2'	31:DA:901:A:N1	2.34	0.61
1:AA:1106:A:H4'	1:AA:1107:G:OP2	2.01	0.61
14:AS:26:LEU:HD22	14:AS:87:PHE:CE1	2.36	0.61
30:A8:33:ASN:HA	30:A8:36:LYS:HD2	1.83	0.61
1:BA:1048:A:OP2	1:BA:1109:C:N4	2.34	0.61
1:BA:2390:U:P	30:B8:35:GLN:HE22	2.23	0.61
52:BA:3001:T8B:C6	31:CA:1409:C:C2	2.83	0.61
5:BF:101:LEU:HD12	5:BF:102:PRO:HD2	1.82	0.61
31:CA:559:A:H4'	31:CA:560:U:H3'	1.81	0.61
31:CA:1073:U:H2'	31:CA:1074:G:H8	1.65	0.61
31:DA:235:C:H5'	47:DQ:70:ARG:HG2	1.81	0.61
31:DA:1210:C:H3'	31:DA:1211:U:H5''	1.80	0.61
14:AS:63:THR:O	14:AS:66:ALA:HB3	2.01	0.61
20:AY:9:LYS:NZ	20:AY:28:LYS:O	2.31	0.61
26:A4:9:LEU:HD23	26:A4:27:THR:HG23	1.83	0.61
14:BS:15:ARG:O	14:BS:19:LYS:HG2	2.01	0.61
32:CB:102:LEU:HB3	32:CB:180:LEU:HD12	1.82	0.61
34:CD:170:VAL:HG22	34:CD:171:GLY:H	1.66	0.61
47:CQ:31:LEU:HD23	47:CQ:32:TYR:CZ	2.36	0.61
31:DA:171:A:H2'	31:DA:172:A:H8	1.66	0.61
32:DB:115:LEU:HD13	32:DB:145:LEU:HB3	1.83	0.61
1:AA:30:G:H2'	1:AA:31:C:C6	2.36	0.60
1:AA:854:G:H2'	1:AA:855:G:C8	2.36	0.60

Continued on next page...

Continued from previous page...

Atom-1	Atom-2	Interatomic distance (Å)	Clash overlap (Å)
8:AI:106:GLY:HA2	8:AI:107:VAL:HB	1.83	0.60
1:BA:1359:A:N1	1:BA:1372:U:O4	2.34	0.60
1:BA:1665:A:H4'	10:BO:67:LYS:HB2	1.81	0.60
31:CA:828:A:H2'	31:CA:829:G:O4'	2.01	0.60
34:CD:14:ARG:HB2	34:CD:40:PRO:HD2	1.81	0.60
1:AA:1796:U:H2'	1:AA:1797:C:C6	2.36	0.60
1:AA:2079:U:OP1	23:A1:21:ARG:NH2	2.35	0.60
1:AA:2357:U:OP1	22:A0:20:ARG:NH1	2.34	0.60
1:AA:2820:A:OP1	13:AR:4:LEU:HD23	2.02	0.60
4:AE:201:THR:OG1	4:AE:202:LYS:N	2.34	0.60
7:AH:105:LEU:HD21	7:AH:148:ILE:HG23	1.83	0.60
21:AZ:54:HIS:ND1	21:AZ:101:PRO:HG3	2.16	0.60
30:A8:8:LYS:HB3	30:A8:12:LYS:HE3	1.83	0.60
1:BA:1045:A:N3	1:BA:1045:A:H2'	2.17	0.60
1:BA:1915:U:C4	1:BA:1916:A:C5	2.88	0.60
31:DA:166:G:H2'	31:DA:167:G:H8	1.65	0.60
49:DS:52:TYR:HB2	49:DS:57:HIS:CE1	2.35	0.60
1:AA:1046:A:O2'	1:AA:1047:G:OP2	2.19	0.60
1:AA:2324:C:H5''	1:AA:2325:G:H5'	1.82	0.60
6:AG:16:ARG:NE	6:AG:31:VAL:HG21	2.16	0.60
15:AT:15:VAL:HG13	15:AT:79:HIS:CE1	2.37	0.60
27:A5:16:ARG:NH1	27:A5:17:ASP:OD1	2.34	0.60
1:BA:848:G:H2'	1:BA:849:A:C8	2.36	0.60
1:BA:2408:U:H2'	1:BA:2409:G:C8	2.36	0.60
31:CA:1086:U:H3	31:CA:1099:G:H22	1.49	0.60
31:DA:976:G:H5'	31:DA:1358:U:O2'	2.01	0.60
32:DB:102:LEU:HD23	32:DB:182:ILE:HD12	1.83	0.60
33:DC:7:PRO:HG3	33:DC:201:TYR:CE2	2.36	0.60
1:AA:848:G:H2'	1:AA:849:A:C8	2.36	0.60
1:AA:2131:G:OP1	1:AA:2132:U:H3'	2.02	0.60
14:AS:52:SER:HB2	14:AS:55:ALA:H	1.65	0.60
17:AV:60:GLU:HB2	17:AV:97:LYS:HE2	1.83	0.60
23:B1:19:GLN:O	23:B1:35:THR:HG22	2.01	0.60
28:B6:11:LEU:HB3	28:B6:49:HIS:HB3	1.83	0.60
32:CB:178:ARG:HH22	38:CH:68:ARG:HH12	1.47	0.60
38:CH:29:SER:HB3	38:CH:32:LYS:HD2	1.83	0.60
31:DA:1259:C:N4	31:DA:1260:C:O2	2.35	0.60
31:DA:1411:C:H2'	31:DA:1412:C:C6	2.36	0.60
5:AF:20:LEU:HD22	5:AF:21:ALA:HB3	1.83	0.60
6:AG:138:GLN:HE22	6:AG:153:ARG:HB2	1.66	0.60
11:AP:138:LEU:HG	11:AP:143:GLY:HA3	1.83	0.60

Continued on next page...

Continued from previous page...

Atom-1	Atom-2	Interatomic distance (Å)	Clash overlap (Å)
1:BA:1040:C:H2'	1:BA:1041:C:O4'	2.02	0.60
1:BA:2319:G:N1	14:BS:3:ARG:HA	2.16	0.60
31:CA:1118:C:H1'	31:CA:1179:A:C4	2.36	0.60
32:DB:16:HIS:HB3	32:DB:210:SER:HA	1.82	0.60
41:DK:34:ASP:HB3	41:DK:40:ILE:HD11	1.84	0.60
1:AA:185:U:H4'	1:AA:218:A:H4'	1.84	0.60
1:AA:854:G:H2'	1:AA:855:G:H8	1.66	0.60
5:AF:183:VAL:O	5:AF:187:VAL:HG23	2.01	0.60
7:AH:159:GLU:HG3	7:AH:169:VAL:HG21	1.83	0.60
1:BA:1300:U:H4'	1:BA:1301:A:H5''	1.82	0.60
1:BA:1779:U:C5	1:BA:1784:A:N7	2.70	0.60
1:BA:2136:C:N4	1:BA:2155:G:H1	1.99	0.60
16:BU:92:ARG:HA	16:BU:95:LEU:HB2	1.82	0.60
28:B6:18:ARG:HG3	28:B6:42:TRP:CD1	2.36	0.60
31:CA:400:C:H5''	34:CD:73:ARG:HH22	1.65	0.60
31:CA:460:G:O6	31:CA:470:C:H5''	2.01	0.60
31:CA:1030:C:N4	31:CA:1031:G:C6	2.70	0.60
31:CA:1327:C:H2'	31:CA:1328:C:C6	2.36	0.60
32:CB:77:ALA:HB2	32:CB:211:ILE:HD13	1.84	0.60
36:CF:10:LEU:HD23	36:CF:61:LEU:HD13	1.84	0.60
31:DA:1097:C:H1'	31:DA:1169:A:C2	2.36	0.60
1:AA:864:G:C6	1:AA:865:C:N4	2.69	0.60
1:AA:958:U:OP2	12:AQ:14:ARG:NH1	2.35	0.60
1:AA:1790:C:H5''	1:AA:1791:A:OP1	2.00	0.60
2:AB:32:C:C2	2:AB:51:G:N2	2.70	0.60
14:AS:102:ALA:HA	14:AS:105:ALA:HB3	1.84	0.60
1:BA:576:U:H2'	1:BA:577:G:C8	2.37	0.60
1:BA:2133:G:O2'	1:BA:2158:A:N1	2.35	0.60
31:CA:537:G:H2'	31:CA:538:G:H8	1.66	0.60
31:DA:35:G:O2'	42:DL:118:SER:O	2.19	0.60
31:DA:1228:C:H2'	31:DA:1229:A:C8	2.34	0.60
33:DC:141:VAL:HG11	33:DC:202:ILE:HD13	1.84	0.60
1:AA:531:C:H4'	1:AA:532:A:H5''	1.84	0.60
1:AA:729:G:C5	3:AD:208:LYS:HB2	2.37	0.60
1:AA:729:G:OP1	3:AD:10:THR:OG1	2.12	0.60
2:AB:94:C:H2'	2:AB:95:C:H6	1.67	0.60
1:BA:2137:C:O2	1:BA:2137:C:H2'	2.00	0.60
6:BG:27:ASN:HB3	6:BG:30:GLU:HG3	1.84	0.60
21:BZ:160:GLY:HA2	21:BZ:161:VAL:CB	2.31	0.60
27:B5:16:ARG:HH11	27:B5:16:ARG:HG2	1.66	0.60
31:CA:186:C:H2'	31:CA:187:C:H6	1.67	0.60

Continued on next page...

Continued from previous page...

Atom-1	Atom-2	Interatomic distance (Å)	Clash overlap (Å)
31:CA:685:G:O2'	31:CA:686:U:H5'	2.02	0.60
31:CA:1207:G:H2'	31:CA:1208:C:C6	2.36	0.60
31:CA:1284:C:H3'	31:CA:1285:A:H8	1.67	0.60
31:DA:67:C:H2'	31:DA:68:G:C8	2.36	0.60
31:DA:437:U:H5''	34:DD:155:LEU:HD11	1.83	0.60
31:DA:1367:C:H4'	40:DJ:48:THR:HG21	1.83	0.60
35:DE:36:ASP:OD2	35:DE:37:ARG:N	2.35	0.60
6:AG:66:GLN:HG2	26:A4:1:MET:HE3	1.81	0.60
11:AP:88:LEU:HD11	11:AP:114:ILE:HD12	1.82	0.60
6:BG:20:ILE:O	6:BG:24:GLY:N	2.29	0.60
8:BI:83:ALA:HA	8:BI:89:TYR:HD1	1.67	0.60
31:CA:433:C:H2'	31:CA:434:U:C6	2.35	0.60
35:CE:53:LEU:H	35:CE:53:LEU:HD12	1.66	0.60
31:DA:552:U:O3'	42:DL:87:GLY:HA3	2.01	0.60
31:DA:1176:A:H2'	31:DA:1177:G:C8	2.37	0.60
31:DA:1262:C:H2'	31:DA:1263:C:C6	2.36	0.60
35:DE:100:VAL:O	35:DE:107:ARG:NH2	2.35	0.60
40:DJ:9:ARG:HB2	40:DJ:95:GLU:HB3	1.84	0.60
44:DN:32:SER:HB3	44:DN:41:ARG:HB3	1.83	0.60
1:AA:300:A:P	20:AY:86:ARG:HH22	2.24	0.60
3:AD:142:VAL:HG23	3:AD:193:VAL:HA	1.84	0.60
16:AU:76:TYR:CZ	16:AU:80:ILE:HG13	2.37	0.60
1:BA:910:A:H62	12:BQ:12:GLN:HA	1.65	0.60
34:CD:60:GLU:HG2	34:CD:202:LEU:HB2	1.83	0.60
34:DD:9:CYS:HA	34:DD:12:CYS:H	1.67	0.60
1:AA:656:G:H2'	1:AA:657:U:O4'	2.01	0.59
1:AA:2285:C:OP2	28:A6:6:ARG:NH1	2.34	0.59
2:AB:66:A:H61	2:AB:109:C:H5''	1.66	0.59
15:AT:95:ARG:HG2	15:AT:95:ARG:HH11	1.66	0.59
1:BA:2712:U:H2'	1:BA:2714:G:H5''	1.84	0.59
9:BN:56:ASN:H	9:BN:125:GLY:HA3	1.67	0.59
31:CA:353:A:H5'	31:CA:353:A:H8	1.67	0.59
31:CA:713:G:H2'	31:CA:714:G:C8	2.36	0.59
31:CA:757:U:H2'	31:CA:758:G:O4'	2.01	0.59
31:CA:1324:A:H2'	31:CA:1325:C:C6	2.37	0.59
31:DA:154:C:H2'	31:DA:155:C:H6	1.66	0.59
31:DA:746:A:H2'	31:DA:747:C:H6	1.67	0.59
31:DA:1305:G:N2	31:DA:1331:G:HO2'	1.99	0.59
2:AB:43:C:H5''	26:A4:1:MET:HG3	1.83	0.59
8:AI:123:LEU:HB3	8:AI:144:VAL:HG22	1.83	0.59
1:BA:221:A:N1	1:BA:265:A:O2'	2.34	0.59

Continued on next page...

Continued from previous page...

Atom-1	Atom-2	Interatomic distance (Å)	Clash overlap (Å)
31:CA:1492:A:OP1	42:CL:47:LYS:N	2.27	0.59
31:DA:1286:A:N6	31:DA:1354:C:O3'	2.35	0.59
31:DA:1346:A:H61	31:DA:1374:A:H3'	1.67	0.59
42:DL:34:ARG:O	42:DL:61:THR:HG23	2.03	0.59
46:DP:28:ARG:NH1	46:DP:29:ASP:OD2	2.35	0.59
1:AA:2615:U:H2'	1:AA:2616:C:H6	1.67	0.59
1:AA:2802:G:H2'	1:AA:2803:C:C6	2.38	0.59
7:AH:11:VAL:HG21	7:AH:50:VAL:HG23	1.83	0.59
14:AS:27:SER:HA	14:AS:88:ASP:HB3	1.85	0.59
20:AY:79:CYS:HB2	20:AY:81:LYS:H	1.68	0.59
1:BA:910:A:C5	12:BQ:13:GLN:HG3	2.37	0.59
1:BA:2683:C:OP1	15:BT:53:ARG:NH2	2.35	0.59
6:BG:126:ASP:HB3	6:BG:130:ASN:H	1.67	0.59
31:CA:116:A:H61	31:CA:313:A:H1'	1.68	0.59
31:CA:171:A:H2'	31:CA:172:A:C8	2.37	0.59
31:CA:503:C:OP1	42:CL:119:LYS:NZ	2.26	0.59
31:CA:1030:C:C4	31:CA:1030(A):G:H1'	2.37	0.59
34:CD:110:PHE:H	34:CD:110:PHE:HD1	1.50	0.59
31:DA:166:G:H2'	31:DA:167:G:C8	2.38	0.59
31:DA:501:C:H2'	31:DA:502:G:H8	1.65	0.59
31:DA:625:G:H2'	31:DA:626:U:H6	1.65	0.59
1:AA:1379:A:H4'	1:AA:1380:G:OP2	2.03	0.59
3:AD:274:ARG:HA	3:AD:275:LYS:HB2	1.85	0.59
1:BA:1047:G:H2'	1:BA:1110:G:H1	1.67	0.59
1:BA:1331:A:HO2'	1:BA:1332:G:H8	1.50	0.59
1:BA:1420:U:HO2'	1:BA:1421:G:P	2.25	0.59
1:BA:2156:G:O6	1:BA:2157:G:N2	2.33	0.59
1:BA:2408:U:H2'	1:BA:2409:G:H8	1.68	0.59
1:BA:2420:C:H5'	28:B6:54:ILE:HD11	1.83	0.59
31:CA:953:G:H5''	31:CA:965:A:H61	1.67	0.59
31:CA:1256:A:H5''	31:CA:1257:U:OP1	2.01	0.59
34:CD:149:ALA:O	34:CD:152:SER:N	2.32	0.59
31:DA:382:A:H2'	31:DA:383:A:H8	1.66	0.59
37:DG:43:PHE:O	37:DG:47:CYS:N	2.30	0.59
37:DG:62:PHE:HA	37:DG:124:LEU:HD22	1.83	0.59
39:DI:28:VAL:HG22	39:DI:63:ILE:HB	1.84	0.59
1:AA:2723:C:H4'	13:AR:1:MET:HG3	1.83	0.59
19:AX:12:VAL:HG22	19:AX:29:TRP:CE2	2.37	0.59
1:BA:784:A:C5	3:BD:229:VAL:HG21	2.38	0.59
1:BA:1178:C:H2'	1:BA:1179:C:C6	2.38	0.59
52:BA:3001:T8B:C10	31:CA:1491:G:C6	2.86	0.59

Continued on next page...

Continued from previous page...

Atom-1	Atom-2	Interatomic distance (Å)	Clash overlap (Å)
5:BF:197:ASP:OD2	5:BF:197:ASP:N	2.35	0.59
21:BZ:44:PHE:CZ	21:BZ:86:VAL:HG11	2.37	0.59
31:CA:105:G:H2'	31:CA:106:C:C6	2.37	0.59
31:DA:1003:G:H21	31:DA:1038:C:N4	2.01	0.59
36:DF:3:ARG:HB3	36:DF:93:SER:HB2	1.85	0.59
43:DM:24:GLY:O	43:DM:25:ILE:HG13	2.03	0.59
1:AA:296:C:H2'	1:AA:297:C:H6	1.68	0.59
1:BA:207:A:H2'	1:BA:208:C:O4'	2.03	0.59
15:BT:16:ARG:HH21	15:BT:83:ILE:HB	1.67	0.59
31:CA:59:A:H5''	31:CA:60:A:H5''	1.84	0.59
31:CA:93:G:H1'	31:CA:96:U:O5'	2.03	0.59
31:CA:417:C:H2'	31:CA:418:C:C6	2.37	0.59
31:CA:1187:G:H2'	31:CA:1188:A:C8	2.37	0.59
31:CA:1226:C:H4'	49:CS:80:TYR:CZ	2.38	0.59
31:DA:560:U:H4'	31:DA:561:U:O5'	2.02	0.59
31:DA:1063:C:H3'	31:DA:1064:G:H2'	1.85	0.59
1:AA:1448:G:H2'	1:AA:1449:A:C8	2.37	0.59
1:AA:1849:G:H2'	1:AA:1850:G:H8	1.67	0.59
31:CA:1279:A:O2'	31:CA:1282:C:N4	2.35	0.59
45:CO:56:LEU:O	45:CO:60:VAL:HG23	2.02	0.59
31:DA:93:G:H1'	31:DA:96:U:O5'	2.02	0.59
31:DA:187:C:H2'	31:DA:188:C:C6	2.38	0.59
31:DA:1360:A:C5	44:DN:18:VAL:HG12	2.38	0.59
1:AA:1155:A:O2'	1:AA:1156:A:H2'	2.03	0.59
19:AX:31:HIS:CD2	19:AX:33:LYS:H	2.20	0.59
12:BQ:1:MET:O	12:BQ:2:LEU:HB2	2.02	0.59
31:CA:142:G:H2'	31:CA:143:A:H8	1.68	0.59
31:CA:1009:G:O6	31:CA:1020:U:O2	2.21	0.59
31:CA:1126:U:H1'	31:CA:1280:A:C4	2.38	0.59
31:CA:1202:G:H2'	31:CA:1203:C:O4'	2.01	0.59
31:CA:1325:C:H2'	31:CA:1326:C:H6	1.68	0.59
31:CA:1330:U:O4	31:CA:1331:G:N1	2.36	0.59
31:CA:1392:G:H21	31:CA:1502:A:H8	1.50	0.59
48:DR:73:ALA:HB1	48:DR:78:LEU:HB2	1.84	0.59
1:AA:2615:U:H2'	1:AA:2616:C:C6	2.38	0.59
1:AA:2646:C:H2'	1:AA:2647:U:O4'	2.03	0.59
30:A8:39:LYS:HA	30:A8:42:ARG:HH12	1.67	0.59
1:BA:2473:U:O2	1:BA:2473:U:H2'	2.03	0.59
15:BT:118:ARG:HG3	15:BT:118:ARG:NH1	2.16	0.59
31:CA:993:G:O6	31:CA:1045:C:N4	2.31	0.59
31:DA:955:U:H2'	31:DA:956:U:H6	1.67	0.59

Continued on next page...

Continued from previous page...

Atom-1	Atom-2	Interatomic distance (Å)	Clash overlap (Å)
31:DA:1318:A:H4'	49:DS:10:PHE:CE2	2.38	0.59
1:AA:2061:G:H5''	1:AA:2503:A:C2	2.37	0.59
4:AE:9:VAL:HG22	4:AE:25:VAL:HB	1.85	0.59
1:BA:857:C:OP2	22:B0:77:ARG:NH2	2.36	0.59
1:BA:1506:C:H2'	1:BA:1507:A:H5'	1.84	0.59
1:BA:2701:C:H2'	1:BA:2702:U:H2'	1.85	0.59
31:CA:308:C:H2'	31:CA:309:G:C8	2.37	0.59
31:CA:590:C:H2'	31:CA:591:U:H6	1.68	0.59
31:CA:1155:G:H2'	31:CA:1156:G:H8	1.66	0.59
31:CA:1276:G:H1'	31:CA:1282:C:O2'	2.03	0.59
38:CH:121:ASP:N	38:CH:121:ASP:OD1	2.34	0.59
31:DA:397:A:H3'	31:DA:397:A:N3	2.18	0.59
31:DA:971:G:P	31:DA:1231:G:H21	2.25	0.59
31:DA:1250:A:C2	31:DA:1370:G:H1'	2.38	0.59
35:DE:110:LEU:HD13	35:DE:118:ILE:HG21	1.85	0.59
1:AA:500:G:N1	1:AA:503:A:OP2	2.36	0.58
1:AA:2023:G:H5'	1:AA:2617:C:H4'	1.85	0.58
1:AA:2133:G:H1'	1:AA:2158:A:H61	1.68	0.58
7:AH:33:LEU:HD21	7:AH:136:ILE:HG13	1.85	0.58
22:A0:10:THR:HG22	22:A0:12:ASN:N	2.15	0.58
1:BA:1364:G:OP1	23:B1:2:SER:HA	2.03	0.58
8:BI:40:THR:O	8:BI:44:LEU:HB2	2.03	0.58
8:BI:77:LEU:HB3	8:BI:142:VAL:HG12	1.85	0.58
14:BS:52:SER:HB2	14:BS:55:ALA:H	1.68	0.58
14:BS:82:ILE:HA	14:BS:83:LYS:CB	2.33	0.58
45:CO:39:LEU:HD13	45:CO:56:LEU:HB2	1.83	0.58
1:AA:652(B):A:H61	1:AA:655:A:H2	1.51	0.58
1:AA:1671:U:HO2'	1:AA:1673:U:H5	1.49	0.58
12:AQ:8:LYS:HA	21:AZ:196:VAL:HB	1.84	0.58
14:AS:96:GLY:N	14:AS:99:LYS:H	2.01	0.58
19:AX:2:LYS:NZ	19:AX:38:GLU:OE2	2.31	0.58
1:BA:776:G:H4'	1:BA:777:A:O5'	2.03	0.58
1:BA:1239:G:H2'	1:BA:1240:U:O4'	2.04	0.58
2:BB:28:C:OP1	14:BS:36:TYR:OH	2.13	0.58
31:CA:1490:C:O2'	31:CA:1491:G:H5'	2.03	0.58
32:CB:17:PHE:H	32:CB:17:PHE:HD2	1.50	0.58
38:CH:86:ILE:HG13	38:CH:133:LEU:HD22	1.85	0.58
31:DA:971:G:OP2	31:DA:1231:G:N2	2.35	0.58
31:DA:1399:C:C2	31:DA:1502:A:N6	2.71	0.58
31:DA:1492:A:H4'	31:DA:1493:A:OP1	2.02	0.58
42:DL:84:LEU:HD23	42:DL:105:TYR:HE1	1.68	0.58

Continued on next page...

Continued from previous page...

Atom-1	Atom-2	Interatomic distance (Å)	Clash overlap (Å)
1:AA:322:A:OP1	5:AF:168:ARG:NH1	2.35	0.58
10:AO:43:VAL:HG23	10:AO:56:ASP:O	2.03	0.58
20:AY:99:CYS:CB	20:AY:102:CYS:SG	2.91	0.58
21:AZ:119:GLU:OE2	21:AZ:122:ARG:NH1	2.36	0.58
1:BA:1339:G:H5''	19:BX:16:LYS:HD2	1.84	0.58
1:BA:1916:A:N6	52:BA:3001:T8B:O1	2.35	0.58
31:CA:583:A:N6	31:CA:758:G:O2'	2.36	0.58
31:CA:677:U:H2'	31:CA:678:U:H6	1.67	0.58
31:CA:1493:A:N3	31:CA:1493:A:H2'	2.17	0.58
45:CO:18:PHE:HB2	45:CO:19:PRO:HD2	1.85	0.58
50:CT:77:ALA:O	50:CT:81:LYS:HG3	2.04	0.58
31:DA:1113:C:H42	31:DA:1187:G:H1	1.48	0.58
31:DA:1250:A:H2	31:DA:1370:G:H1'	1.67	0.58
35:DE:102:ALA:HB1	35:DE:106:PRO:HG2	1.84	0.58
37:DG:46:ALA:HB1	37:DG:121:ALA:HB2	1.83	0.58
1:AA:1882:C:H5'	1:AA:1883:G:OP2	2.04	0.58
1:AA:2125:G:N2	1:AA:2172:U:H3'	2.17	0.58
1:AA:2471:C:N4	1:AA:2476:A:O2'	2.36	0.58
2:AB:55:U:H2'	2:AB:56:G:O4'	2.04	0.58
1:BA:213:A:H2'	1:BA:214:G:O4'	2.03	0.58
1:BA:1153:C:OP1	16:BU:92:ARG:NH1	2.36	0.58
10:BO:80:ASP:OD1	15:BT:64:ARG:NH2	2.36	0.58
31:CA:878:G:H5'	38:CH:89:PRO:HG2	1.85	0.58
31:CA:1109:C:H2'	31:CA:1110:A:O4'	2.04	0.58
31:CA:1273:G:H3'	31:CA:1274:G:C8	2.38	0.58
35:CE:36:ASP:OD2	35:CE:38:GLN:N	2.37	0.58
31:DA:20:U:H2'	31:DA:21:G:O4'	2.02	0.58
31:DA:1071:C:H2'	31:DA:1072:G:H8	1.67	0.58
1:AA:690:G:N2	1:AA:773:U:C2	2.72	0.58
1:BA:2299:G:C2	1:BA:2318:G:H8	2.21	0.58
33:CC:182:ILE:HA	33:CC:202:ILE:O	2.03	0.58
31:DA:102:G:H2'	31:DA:103:C:H6	1.68	0.58
31:DA:235:C:H2'	31:DA:236:G:H8	1.69	0.58
31:DA:1305:G:H1	31:DA:1331:G:HO2'	1.48	0.58
46:DP:55:ARG:O	46:DP:58:TYR:N	2.36	0.58
1:AA:1639:U:H2'	1:AA:1640:C:H5''	1.85	0.58
1:AA:2262:U:P	22:A0:19:LYS:HE2	2.44	0.58
20:AY:99:CYS:HB3	20:AY:102:CYS:SG	2.42	0.58
28:A6:9:LEU:HD21	28:A6:25:LYS:HB3	1.85	0.58
1:BA:754:C:H2'	1:BA:755:C:C6	2.38	0.58
1:BA:1372:U:H6	1:BA:1372:U:O5'	1.87	0.58

Continued on next page...

Continued from previous page...

Atom-1	Atom-2	Interatomic distance (Å)	Clash overlap (Å)
1:BA:1882:C:H5'	1:BA:1883:G:OP2	2.04	0.58
31:CA:438:G:O2'	31:CA:494:U:O4	2.18	0.58
36:CF:22:GLU:OE2	36:CF:82:ARG:HG2	2.04	0.58
37:CG:42:ILE:HG22	37:CG:120:ILE:HG13	1.86	0.58
45:CO:70:LEU:HD11	45:CO:77:ARG:HB3	1.84	0.58
31:DA:828:A:H2'	31:DA:829:G:O4'	2.04	0.58
31:DA:1345:U:O2	31:DA:1375:A:N6	2.37	0.58
40:DJ:8:LEU:N	40:DJ:70:ARG:O	2.36	0.58
1:AA:272(B):G:H2'	1:AA:272(C):G:C8	2.39	0.58
1:AA:2887:U:H2'	1:AA:2888:C:H6	1.69	0.58
4:AE:101:ARG:NH2	4:AE:171:GLU:HB2	2.19	0.58
1:BA:90:U:HO2'	1:BA:92:A:H8	1.44	0.58
1:BA:185:U:H4'	1:BA:218:A:H4'	1.86	0.58
1:BA:831:G:O2'	11:BP:38:GLN:HG2	2.04	0.58
1:BA:1530:C:H42	1:BA:1539:G:H1	1.49	0.58
1:BA:1899:G:H2'	1:BA:1899:G:N3	2.18	0.58
1:BA:2357:U:OP1	22:B0:20:ARG:NH1	2.31	0.58
18:BW:86:LEU:HD22	18:BW:96:ILE:HD11	1.86	0.58
20:BY:86:ARG:NH1	20:BY:100:ALA:HB1	2.18	0.58
31:CA:630:G:H2'	31:CA:631:G:H8	1.67	0.58
31:DA:458:C:H2'	31:DA:460:G:C8	2.38	0.58
31:DA:1147:C:O2'	39:DI:5:TYR:OH	2.14	0.58
47:DQ:45:HIS:HB2	47:DQ:65:ILE:HD13	1.85	0.58
49:DS:45:VAL:HA	49:DS:62:ILE:HG22	1.86	0.58
1:AA:1405:U:H2'	1:AA:1406:U:C6	2.38	0.58
1:AA:1537:G:H2'	1:AA:1538:G:C8	2.38	0.58
1:AA:2393:A:H5'	11:AP:63:PRO:HB3	1.84	0.58
1:BA:443:A:H5''	1:BA:444:C:OP1	2.03	0.58
1:BA:675:A:OP1	5:BF:63:LYS:NZ	2.29	0.58
4:BE:71:GLY:HA2	4:BE:72:VAL:O	2.04	0.58
6:BG:114:ILE:HB	6:BG:117:PHE:HB2	1.84	0.58
50:CT:87:LYS:O	50:CT:91:LEU:HG	2.04	0.58
31:DA:198:G:O6	31:DA:219:C:N4	2.37	0.58
31:DA:359:U:H2'	31:DA:360:A:C8	2.39	0.58
31:DA:1217:C:H2'	31:DA:1218:C:O4'	2.03	0.58
32:DB:100:GLY:N	32:DB:176:GLU:OE2	2.31	0.58
38:DH:86:ILE:HG13	38:DH:133:LEU:HD22	1.85	0.58
1:AA:271(E):U:H2'	1:AA:271(F):C:C6	2.39	0.58
1:AA:1913:A:O2'	52:AA:3001:T8B:C21	2.52	0.58
7:AH:12:PRO:O	7:AH:15:VAL:HG13	2.03	0.58
14:AS:82:ILE:HA	14:AS:83:LYS:CB	2.34	0.58

Continued on next page...

Continued from previous page...

Atom-1	Atom-2	Interatomic distance (Å)	Clash overlap (Å)
1:BA:1047:G:O2'	1:BA:1048:A:O5'	2.21	0.58
1:BA:1688:U:H1'	1:BA:1701:A:C6	2.39	0.58
1:BA:2139:C:H42	1:BA:2152:G:H1	1.51	0.58
4:BE:72:VAL:HA	4:BE:73:GLU:HB3	1.86	0.58
4:BE:110:GLY:HA2	4:BE:161:GLY:HA3	1.85	0.58
20:BY:99:CYS:CB	20:BY:102:CYS:SG	2.92	0.58
23:B1:85:LEU:HB3	23:B1:89:GLU:HG3	1.85	0.58
31:CA:359:U:H2'	31:CA:360:A:C8	2.38	0.58
31:CA:521:G:O6	31:CA:529:G:C2	2.57	0.58
43:CM:5:ALA:HA	43:CM:61:GLU:HG2	1.85	0.58
31:DA:272:C:H2'	31:DA:273:A:H8	1.68	0.58
31:DA:373:A:H61	31:DA:391:G:H1'	1.69	0.58
43:DM:69:GLU:O	43:DM:71:ARG:N	2.32	0.58
1:AA:1140:C:O3'	9:AN:25:ARG:NH1	2.37	0.58
1:AA:2783:G:H2'	1:AA:2784:C:C6	2.39	0.58
52:AA:3001:T8B:H13	52:AA:3001:T8B:H17	0.73	0.58
2:AB:21:G:H2'	2:AB:22:U:O4'	2.03	0.58
11:AP:80:TYR:HE1	11:AP:128:HIS:HB3	1.69	0.58
11:AP:83:VAL:HG13	11:AP:112:LEU:HD21	1.84	0.58
14:AS:67:ARG:HG2	14:AS:71:ARG:NH2	2.18	0.58
27:A5:47:PRO:O	27:A5:60:VAL:HG21	2.03	0.58
1:BA:2108:C:N4	1:BA:2181:G:H1	2.01	0.58
1:BA:2165:G:H2'	1:BA:2166:G:C8	2.39	0.58
1:BA:2272:U:H5''	1:BA:2273:A:OP1	2.03	0.58
1:BA:2292:C:OP1	14:BS:17:ARG:NH2	2.33	0.58
1:BA:2328:A:H2'	1:BA:2329:G:C8	2.39	0.58
31:CA:501:C:H1'	31:CA:549:C:H1'	1.85	0.58
31:CA:994:A:N1	31:CA:1047:G:H4'	2.19	0.58
39:CI:34:ASN:N	39:CI:34:ASN:OD1	2.36	0.58
31:DA:232:G:H1'	31:DA:262:A:N1	2.19	0.58
31:DA:1285:A:H1'	31:DA:1286:A:OP2	2.04	0.58
1:AA:1341:U:OP2	1:AA:1394:U:O2'	2.19	0.57
2:AB:53:A:H2'	2:AB:54:G:O4'	2.04	0.57
2:AB:105:A:OP1	21:AZ:72:ARG:NH1	2.37	0.57
8:AI:87:LYS:HG3	8:AI:121:LYS:O	2.04	0.57
18:AW:75:TYR:CZ	18:AW:104:THR:HG21	2.39	0.57
1:BA:141:A:H8	1:BA:1408:C:O2'	1.87	0.57
1:BA:728:G:H4'	3:BD:13:ARG:HD3	1.85	0.57
1:BA:1761:C:H2'	1:BA:1762:A:H5''	1.86	0.57
5:BF:22:ALA:HB1	5:BF:24:LEU:HD22	1.85	0.57
31:CA:375:U:C2	31:CA:376:G:C8	2.92	0.57

Continued on next page...

Continued from previous page...

Atom-1	Atom-2	Interatomic distance (Å)	Clash overlap (Å)
31:CA:633:G:H2'	31:CA:634:C:C6	2.38	0.57
31:CA:696:A:N1	31:CA:797:C:O2'	2.29	0.57
33:CC:74:GLY:C	33:CC:76:VAL:H	2.08	0.57
31:DA:590:C:H2'	31:DA:591:U:C6	2.39	0.57
31:DA:1218:C:H2'	31:DA:1219:U:C6	2.39	0.57
1:AA:330:A:HO2'	1:AA:331:A:H8	1.52	0.57
1:AA:2036:C:H6	1:AA:2036:C:H5'	1.68	0.57
6:AG:105:LYS:NZ	26:A4:25:TYR:O	2.31	0.57
1:BA:2319:G:H22	14:BS:3:ARG:NE	2.02	0.57
1:BA:2405:G:O2'	1:BA:2411:A:N6	2.37	0.57
1:BA:2470:G:O6	1:BA:2476:A:O2'	2.18	0.57
13:BR:33:ARG:NH2	27:B5:57:VAL:O	2.34	0.57
31:CA:194:C:O3'	50:CT:68:LYS:HD2	2.04	0.57
31:CA:1005:A:N3	31:CA:1036:G:N2	2.50	0.57
32:CB:158:LEU:HG	32:CB:182:ILE:HD11	1.85	0.57
35:CE:78:HIS:CE1	35:CE:142:LEU:HD23	2.40	0.57
40:CJ:61:GLU:OE2	44:CN:45:ARG:NE	2.37	0.57
34:DD:121:VAL:HG22	34:DD:126:ILE:HG13	1.86	0.57
38:DH:51:VAL:HG21	38:DH:60:ARG:HG3	1.86	0.57
1:AA:1221(A):C:C2	1:AA:1229:G:C2	2.93	0.57
6:AG:50:ALA:C	6:AG:52:ILE:H	2.07	0.57
17:AV:40:LEU:HB2	17:AV:46:VAL:HG13	1.85	0.57
1:BA:141:A:C8	1:BA:1408:C:O2'	2.57	0.57
31:CA:691:G:H2'	31:CA:692:U:C6	2.39	0.57
31:CA:859:A:H2'	31:CA:860:A:O4'	2.04	0.57
31:CA:955:U:H1'	31:CA:1227:A:N6	2.19	0.57
31:DA:222:U:H2'	31:DA:223:U:C6	2.39	0.57
34:DD:26:CYS:HA	34:DD:31:CYS:HB2	1.86	0.57
40:DJ:8:LEU:HD12	40:DJ:20:ALA:HB2	1.86	0.57
1:AA:71:A:C2	19:AX:31:HIS:CE1	2.88	0.57
1:AA:459:U:H5''	29:A7:40:TRP:CD2	2.40	0.57
1:AA:1858:G:O2'	1:AA:1884:A:N6	2.37	0.57
6:AG:13:GLU:O	6:AG:14:GLU:HB2	2.03	0.57
7:AH:113:VAL:HG11	7:AH:151:ILE:HD13	1.85	0.57
13:AR:2:ARG:NH1	13:AR:5:LYS:O	2.37	0.57
23:A1:3:LYS:HB2	23:A1:61:ARG:NH1	2.14	0.57
1:BA:729:G:C5	3:BD:208:LYS:HB2	2.39	0.57
31:DA:1228:C:N4	43:DM:104:ARG:O	2.38	0.57
42:DL:24:VAL:HG13	42:DL:98:TYR:HE2	1.70	0.57
1:AA:263:C:H2'	1:AA:264:C:O4'	2.04	0.57
1:AA:2067:G:O2'	1:AA:2069:G:H5'	2.04	0.57

Continued on next page...

Continued from previous page...

Atom-1	Atom-2	Interatomic distance (Å)	Clash overlap (Å)
1:AA:2152:G:H2'	1:AA:2153:G:H8	1.70	0.57
6:AG:122:PRO:HG3	6:AG:180:PHE:HB3	1.86	0.57
28:A6:10:LEU:HD23	28:A6:22:ALA:HB2	1.87	0.57
1:BA:621:A:OP2	11:BP:108:LYS:NZ	2.37	0.57
1:BA:2127:G:N2	1:BA:2162:G:H1'	2.19	0.57
1:BA:2128:C:H42	1:BA:2160:G:H1	1.52	0.57
1:BA:2218:U:H4'	1:BA:2219:G:OP2	2.04	0.57
18:BW:40:ASN:O	18:BW:41:LYS:HG3	2.05	0.57
29:B7:47:ARG:HH11	29:B7:47:ARG:HG3	1.70	0.57
31:CA:969:A:OP1	40:CJ:55:LYS:NZ	2.37	0.57
32:CB:163:PHE:HA	32:CB:185:ILE:HG12	1.85	0.57
31:DA:186:C:H2'	31:DA:187:C:H6	1.69	0.57
32:DB:73:THR:HB	32:DB:95:GLN:O	2.05	0.57
34:DD:10:ARG:HG3	34:DD:11:LEU:HD23	1.86	0.57
35:DE:94:ALA:HB1	35:DE:98:THR:OG1	2.04	0.57
1:AA:1798:U:H5'	3:AD:259:THR:HG22	1.85	0.57
1:AA:2558:C:H2'	1:AA:2559:C:O4'	2.05	0.57
1:AA:2723:C:OP2	4:AE:109:LYS:NZ	2.35	0.57
9:AN:24:GLY:HA2	9:AN:27:ALA:CB	2.33	0.57
10:AO:102:VAL:HB	10:AO:106:LEU:HD12	1.87	0.57
15:AT:16:ARG:NH2	15:AT:83:ILE:O	2.38	0.57
21:AZ:24:LEU:HB2	21:AZ:41:LEU:HD23	1.87	0.57
1:BA:102:G:HO2'	1:BA:103:A:P	2.21	0.57
1:BA:652(Q):G:C2'	1:BA:652(R):C:H5'	2.35	0.57
1:BA:846:C:H4'	1:BA:847:U:O5'	2.04	0.57
1:BA:1021:A:H3'	1:BA:1021:A:H8	1.70	0.57
1:BA:2203:U:O2'	1:BA:2205:C:H5'	2.03	0.57
1:BA:2791:C:H2'	1:BA:2792:G:C8	2.39	0.57
19:BX:41:ASN:O	19:BX:45:THR:HG23	2.04	0.57
21:BZ:158:PRO:O	21:BZ:161:VAL:HG11	2.05	0.57
31:CA:719:C:O2'	48:CR:49:LYS:HB3	2.05	0.57
31:CA:757:U:O2'	31:CA:879:C:O2	2.21	0.57
31:CA:977:A:H2'	31:CA:978:A:H5''	1.86	0.57
31:CA:1131:G:H2'	31:CA:1132:C:C6	2.39	0.57
31:DA:6:G:C4	35:DE:119:LEU:HD11	2.39	0.57
31:DA:518:C:O2'	31:DA:530:G:N2	2.37	0.57
31:DA:1141:C:H2'	31:DA:1142:G:O4'	2.04	0.57
33:DC:7:PRO:O	33:DC:11:ARG:NH1	2.36	0.57
8:AI:27:ARG:HD2	23:A1:71:TYR:CE1	2.39	0.57
15:AT:16:ARG:HH21	15:AT:83:ILE:HB	1.70	0.57
18:AW:71:VAL:HA	18:AW:107:LEU:HD12	1.86	0.57

Continued on next page...

Continued from previous page...

Atom-1	Atom-2	Interatomic distance (Å)	Clash overlap (Å)
1:BA:71:A:C2	19:BX:31:HIS:CE1	2.90	0.57
1:BA:652(B):A:O2'	1:BA:652(C):G:H5'	2.03	0.57
1:BA:1540:U:H2'	1:BA:1541:G:O4'	2.04	0.57
4:BE:116:VAL:HG13	4:BE:122:PHE:HB2	1.85	0.57
31:CA:41:G:H2'	31:CA:42:G:C8	2.40	0.57
31:CA:62:U:H2'	31:CA:63:C:C6	2.38	0.57
31:CA:448:A:OP2	31:CA:485:G:N2	2.21	0.57
31:CA:1036:G:H3'	31:CA:1037:C:C6	2.40	0.57
47:DQ:67:LYS:HA	47:DQ:70:ARG:HH12	1.69	0.57
1:AA:1488:G:H5'	1:AA:1489:U:OP2	2.04	0.57
1:AA:1518:U:H2'	1:AA:1519:G:O4'	2.03	0.57
1:AA:1889:A:H2'	1:AA:1890:A:C8	2.39	0.57
1:AA:2356:C:O3'	22:A0:20:ARG:HD3	2.04	0.57
1:AA:2849:U:OP2	15:AT:95:ARG:NH1	2.38	0.57
1:BA:272(G):C:N4	1:BA:272(H):C:H41	2.03	0.57
1:BA:652(D):C:H2'	1:BA:652(E):G:O4'	2.05	0.57
4:BE:174:ASP:OD2	4:BE:175:VAL:N	2.38	0.57
31:CA:954:G:N2	31:CA:1227:A:H62	2.03	0.57
37:CG:111:ARG:HB3	37:CG:113:GLU:HG2	1.87	0.57
44:CN:24:CYS:SG	44:CN:39:LEU:HA	2.45	0.57
31:DA:522:C:H41	42:DL:53:ARG:HH22	1.53	0.57
34:DD:158:ILE:O	34:DD:162:LEU:N	2.33	0.57
4:AE:112:GLY:O	4:AE:159:HIS:HA	2.04	0.57
1:BA:1815:A:P	3:BD:54:ARG:HH22	2.28	0.57
1:BA:2803:C:H2'	1:BA:2804:C:C6	2.39	0.57
31:DA:148:G:O2'	31:DA:149:A:H5'	2.04	0.57
31:DA:333:G:H4'	50:DT:16:HIS:CE1	2.40	0.57
31:DA:560:U:H5'	31:DA:566:G:N2	2.20	0.57
31:DA:590:C:H2'	31:DA:591:U:H6	1.70	0.57
31:DA:1010:G:N2	31:DA:1020:U:H1'	2.20	0.57
50:DT:64:ASP:OD1	50:DT:81:LYS:NZ	2.30	0.57
1:AA:29:U:H2'	1:AA:30:G:C8	2.40	0.57
1:AA:40:C:H2'	1:AA:41:C:C6	2.40	0.57
1:AA:1593:G:H2'	1:AA:1594:G:H8	1.66	0.57
1:AA:2151:G:H2'	1:AA:2152:G:O4'	2.05	0.57
1:AA:2299:G:N1	1:AA:2318:G:C8	2.73	0.57
2:AB:37:C:N4	2:AB:38:C:N3	2.51	0.57
6:AG:27:ASN:HB3	6:AG:30:GLU:HG3	1.86	0.57
24:A2:50:ILE:O	24:A2:51:ARG:HB3	2.04	0.57
29:A7:5:TRP:O	29:A7:6:GLN:NE2	2.38	0.57
30:A8:34:TRP:CE2	30:A8:35:GLN:HB3	2.40	0.57

Continued on next page...

Continued from previous page...

Atom-1	Atom-2	Interatomic distance (Å)	Clash overlap (Å)
1:BA:2125:G:O2'	1:BA:2173:A:N6	2.38	0.57
3:BD:108:PRO:HB3	3:BD:143:HIS:CE1	2.39	0.57
6:BG:16:ARG:NE	6:BG:31:VAL:HG21	2.19	0.57
14:BS:27:SER:HA	14:BS:88:ASP:HB3	1.86	0.57
31:CA:975:A:N6	31:CA:1367:C:O4'	2.38	0.57
40:CJ:45:ARG:NH2	44:CN:36:PHE:HB2	2.20	0.57
49:CS:20:LEU:HG	49:CS:43:GLU:HG2	1.86	0.57
31:DA:93:G:O2'	31:DA:96:U:OP2	2.21	0.57
31:DA:1333:A:H3'	31:DA:1334:G:H8	1.70	0.57
43:DM:96:LEU:HD13	43:DM:97:PRO:HD2	1.86	0.57
1:AA:481:G:H4'	1:AA:482:A:H5'	1.87	0.56
1:AA:652(E):G:O6	1:AA:652(S):C:N4	2.38	0.56
1:AA:1540:U:H2'	1:AA:1541:G:O4'	2.05	0.56
1:AA:2114:A:H3'	1:AA:2115:G:C8	2.40	0.56
1:AA:2845:G:H2'	1:AA:2846:G:C8	2.40	0.56
1:BA:2144:U:O2	1:BA:2148:G:N1	2.38	0.56
1:BA:2463:C:C2'	1:BA:2464:C:H5'	2.35	0.56
13:BR:38:VAL:HG22	13:BR:112:ALA:HB2	1.87	0.56
18:BW:32:ALA:HB1	18:BW:51:LEU:HD11	1.87	0.56
32:CB:87:ARG:NE	32:CB:233:SER:HB2	2.19	0.56
32:CB:87:ARG:NH2	32:CB:233:SER:HB2	2.19	0.56
34:CD:12:CYS:O	34:CD:33:MET:HG2	2.05	0.56
31:DA:9:G:H2'	31:DA:10:A:C8	2.40	0.56
31:DA:568:G:N7	42:DL:5:PRO:HD3	2.19	0.56
31:DA:1183:A:H5''	31:DA:1184:G:OP2	2.05	0.56
42:DL:89:ARG:HA	42:DL:97:ARG:HA	1.87	0.56
46:DP:72:ARG:HE	46:DP:73:LEU:HD23	1.70	0.56
1:AA:1000:A:OP2	1:AA:1154:G:N1	2.20	0.56
1:AA:1915:U:O2	52:AA:3001:T8B:C28	2.54	0.56
1:AA:2584:U:H2'	1:AA:2585:U:H2'	1.87	0.56
1:AA:2590:A:H5''	3:AD:239:ARG:HE	1.69	0.56
3:AD:35:LYS:HG2	3:AD:36:PRO:HD2	1.86	0.56
3:AD:71:ASP:HB3	3:AD:103:ARG:NH2	2.18	0.56
1:BA:470:A:OP1	5:BF:59:TYR:HE2	1.88	0.56
1:BA:1021:A:H62	1:BA:1141:U:H3	1.51	0.56
1:BA:1210:A:H5'	1:BA:1210:A:C8	2.40	0.56
1:BA:1292:U:H2'	1:BA:1293:C:C6	2.40	0.56
1:BA:2820:A:O2'	1:BA:2821:A:OP1	2.23	0.56
10:BO:16:ALA:HB2	10:BO:52:VAL:HG21	1.87	0.56
31:CA:114:U:H2'	31:CA:115:G:C8	2.40	0.56
31:CA:835:U:OP1	48:CR:64:ARG:NH1	2.21	0.56

Continued on next page...

Continued from previous page...

Atom-1	Atom-2	Interatomic distance (Å)	Clash overlap (Å)
31:DA:1008:C:H2'	31:DA:1009:G:O4'	2.05	0.56
31:DA:1016:A:H2'	31:DA:1017:G:O4'	2.05	0.56
1:AA:90:U:O2'	1:AA:92:A:O4'	2.23	0.56
1:AA:857:C:H4'	22:A0:23:VAL:HG21	1.87	0.56
1:AA:1175:U:O2'	1:AA:1176:G:H5'	2.04	0.56
1:AA:2134:A:H1'	1:AA:2159:G:H1'	1.87	0.56
1:AA:2305:A:C2	6:AG:152:LEU:HD11	2.40	0.56
1:AA:2494:G:C4	1:AA:2495:G:C8	2.93	0.56
1:AA:2751:G:H4'	7:AH:4:ILE:HD11	1.86	0.56
2:AB:79:C:H2'	2:AB:80:U:O4'	2.05	0.56
6:AG:103:LEU:O	6:AG:106:LEU:HB3	2.04	0.56
13:AR:20:LEU:HD21	13:AR:40:LYS:HD3	1.88	0.56
14:AS:11:LYS:HG3	14:AS:91:PRO:HD3	1.86	0.56
17:AV:76:LYS:HB2	17:AV:81:TYR:HB3	1.87	0.56
1:BA:330:A:H2	1:BA:1210:A:H2'	1.70	0.56
1:BA:384:U:H2'	1:BA:385:C:C6	2.40	0.56
1:BA:570:G:H2'	1:BA:2030:A:C5	2.40	0.56
1:BA:2096:U:H3	1:BA:2193:G:H1	1.53	0.56
9:BN:47:ALA:HB2	9:BN:112:LEU:HD11	1.87	0.56
31:CA:240:C:H2'	31:CA:241:C:H6	1.71	0.56
31:CA:519:C:H2'	31:CA:520:A:C8	2.41	0.56
31:CA:1309:G:H2'	31:CA:1310:G:O4'	2.05	0.56
31:CA:1504:G:P	31:CA:1504:G:H3'	2.45	0.56
32:CB:15:VAL:HG23	32:CB:209:ARG:HG2	1.88	0.56
33:CC:127:ARG:HH11	33:CC:127:ARG:HB3	1.70	0.56
34:CD:24:GLU:O	34:CD:27:TYR:HB2	2.05	0.56
36:CF:3:ARG:HB3	36:CF:93:SER:HB2	1.86	0.56
42:CL:83:VAL:HG13	42:CL:100:ILE:HG23	1.88	0.56
50:CT:12:ALA:O	50:CT:15:ARG:HB2	2.05	0.56
31:DA:475:G:O2'	31:DA:476:G:H5'	2.05	0.56
31:DA:628:G:H2'	31:DA:629:G:C8	2.41	0.56
31:DA:746:A:H2'	31:DA:747:C:C6	2.39	0.56
31:DA:826:C:H2'	31:DA:827:U:C6	2.40	0.56
31:DA:863:U:H2'	31:DA:865:A:OP2	2.06	0.56
31:DA:1001(A):G:H2'	31:DA:1002:G:O4'	2.06	0.56
31:DA:1111:A:H2'	31:DA:1112:C:H6	1.70	0.56
32:DB:55:PHE:HA	32:DB:58:ILE:HD12	1.87	0.56
1:AA:1365:A:H5''	23:A1:41:ARG:HH22	1.70	0.56
1:AA:1505:C:H2'	1:AA:1506:C:H6	1.70	0.56
14:AS:96:GLY:HA2	14:AS:97:ARG:C	2.26	0.56
25:A3:4:LEU:HD22	25:A3:56:VAL:HG11	1.87	0.56

Continued on next page...

Continued from previous page...

Atom-1	Atom-2	Interatomic distance (Å)	Clash overlap (Å)
1:BA:65:C:H2'	1:BA:66:C:H6	1.70	0.56
1:BA:511:U:H5	1:BA:512:G:C5	2.23	0.56
23:B1:23:LYS:HB3	23:B1:29:GLY:HA3	1.88	0.56
31:CA:20:U:H2'	31:CA:21:G:O4'	2.05	0.56
31:DA:272:C:H2'	31:DA:273:A:C8	2.41	0.56
31:DA:512:U:H2'	31:DA:513:C:H6	1.69	0.56
31:DA:664:G:N2	31:DA:741:G:H1	2.04	0.56
31:DA:975:A:H5'	31:DA:975:A:H8	1.70	0.56
31:DA:1131:G:H2'	31:DA:1132:C:C6	2.41	0.56
1:AA:2316:C:H2'	1:AA:2317:C:H6	1.69	0.56
1:AA:2740:A:H2'	1:AA:2741:A:C8	2.41	0.56
24:A2:1:MET:N	24:A2:52:ASP:OD1	2.31	0.56
1:BA:2053:G:H5'	4:BE:144:ARG:O	2.05	0.56
1:BA:2147:G:H2'	1:BA:2148:G:O4'	2.05	0.56
1:BA:2349:G:H3'	1:BA:2350:C:H5''	1.88	0.56
1:BA:2355:C:H1'	22:B0:39:ARG:HH21	1.70	0.56
2:BB:48:A:H4'	14:BS:95:HIS:HD2	1.68	0.56
1:AA:203:C:H3'	1:AA:204:A:H5''	1.87	0.56
1:AA:861:A:N6	1:AA:916:G:O2'	2.37	0.56
1:AA:1915:U:C2	52:AA:3001:T8B:C27	2.88	0.56
12:AQ:62:GLY:HA2	21:AZ:116:VAL:HG21	1.87	0.56
1:BA:2803:C:H2'	1:BA:2804:C:H6	1.70	0.56
1:BA:2852:G:H2'	1:BA:2853:C:O4'	2.05	0.56
2:BB:31:C:H4'	6:BG:29:TRP:CH2	2.40	0.56
5:BF:24:LEU:HD21	5:BF:199:TRP:HH2	1.70	0.56
27:B5:46:CYS:CB	27:B5:49:CYS:HG	2.19	0.56
31:CA:715:A:H2'	31:CA:716:A:C8	2.40	0.56
37:CG:18:TYR:HD2	37:CG:59:LEU:HD12	1.71	0.56
31:DA:1412:C:H2'	31:DA:1413:A:C8	2.40	0.56
33:DC:175:LEU:HD12	33:DC:175:LEU:H	1.70	0.56
1:AA:1580:A:OP2	1:AA:1580:A:H8	1.88	0.56
1:AA:1638:C:H4'	1:AA:2710:C:O2	2.06	0.56
1:BA:455:C:N3	1:BA:473:G:H5'	2.20	0.56
1:BA:1453:U:OP1	13:BR:77:ARG:NH1	2.37	0.56
1:BA:1790:C:H5''	1:BA:1791:A:OP1	2.05	0.56
1:BA:2012:G:OP1	18:BW:11:ARG:NH2	2.39	0.56
1:BA:2036:C:H5'	1:BA:2036:C:H6	1.70	0.56
1:BA:2787:C:H1'	4:BE:62:PRO:HG3	1.87	0.56
31:CA:96:U:O2'	31:CA:97:G:OP2	2.19	0.56
31:CA:394:G:H2'	31:CA:395:C:H6	1.70	0.56
31:CA:434:U:H2'	31:CA:435:C:C6	2.40	0.56

Continued on next page...

Continued from previous page...

Atom-1	Atom-2	Interatomic distance (Å)	Clash overlap (Å)
31:CA:458:C:H2'	31:CA:460:G:C8	2.41	0.56
34:DD:19:LEU:HD23	34:DD:21:LEU:HD11	1.88	0.56
35:DE:122:GLU:HG2	35:DE:131:ILE:HD12	1.87	0.56
49:DS:18:LYS:O	49:DS:22:LEU:N	2.37	0.56
1:AA:7:G:H2'	1:AA:8:A:C8	2.41	0.56
1:BA:458:G:C8	29:B7:37:LYS:HG2	2.40	0.56
1:BA:1175:U:O2'	1:BA:1176:G:H5'	2.06	0.56
1:BA:1971:A:C4	3:BD:241:PRO:HD3	2.40	0.56
1:BA:2106:G:N2	1:BA:2184:G:C4	2.74	0.56
9:BN:24:GLY:HA2	9:BN:27:ALA:HB3	1.88	0.56
31:CA:189(B):C:H2'	31:CA:189(C):C:C6	2.41	0.56
31:CA:458:C:H2'	31:CA:460:G:H8	1.71	0.56
35:CE:39:GLY:O	35:CE:69:VAL:HG13	2.06	0.56
31:DA:430:A:OP2	34:DD:8:VAL:HG12	2.06	0.56
31:DA:675:A:H2'	31:DA:676:A:H8	1.69	0.56
31:DA:792:A:H4'	31:DA:793:U:O5'	2.06	0.56
31:DA:1298:C:OP2	37:DG:114:ARG:NH2	2.39	0.56
31:DA:1348:U:H4'	39:DI:120:ARG:HD2	1.88	0.56
1:AA:652(Q):G:C2'	1:AA:652(R):C:H5'	2.36	0.56
1:AA:807:U:OP2	11:AP:41:ARG:NH2	2.38	0.56
1:AA:1339:G:H5''	19:AX:16:LYS:HD2	1.88	0.56
1:AA:1494:A:H2'	1:AA:1495:A:C8	2.41	0.56
1:AA:2108:C:N4	1:AA:2181:G:H1	2.04	0.56
1:AA:2784:C:H1'	4:AE:37:ARG:HH12	1.71	0.56
3:AD:145:VAL:HG11	3:AD:175:LEU:HD11	1.86	0.56
5:AF:197:ASP:OD2	5:AF:197:ASP:N	2.28	0.56
11:AP:59:LEU:HD11	30:A8:10:ALA:HB2	1.88	0.56
13:AR:24:GLN:HB3	13:AR:44:LEU:HD11	1.88	0.56
1:BA:286:C:H2'	1:BA:287:C:C6	2.41	0.56
1:BA:652(E):G:O6	1:BA:652(S):C:N4	2.39	0.56
4:BE:36:ARG:NH1	4:BE:85:ASN:OD1	2.39	0.56
31:CA:185:A:H2'	31:CA:186:C:C6	2.40	0.56
31:CA:1263:C:H2'	31:CA:1264:C:C6	2.41	0.56
31:CA:1346:A:H61	31:CA:1374:A:H3'	1.71	0.56
31:CA:1346:A:H5''	39:CI:120:ARG:NH1	2.20	0.56
31:DA:405:U:O4	34:DD:2:GLY:N	2.39	0.56
32:DB:104:ASN:O	32:DB:108:ILE:HG12	2.06	0.56
32:DB:194:PRO:O	32:DB:196:LEU:N	2.38	0.56
1:AA:555:U:O2'	1:AA:556:G:N7	2.36	0.56
4:AE:2:LYS:HB2	4:AE:95:ILE:HD12	1.87	0.56
20:AY:98:VAL:HG12	20:AY:105:ALA:HA	1.87	0.56

Continued on next page...

Continued from previous page...

Atom-1	Atom-2	Interatomic distance (Å)	Clash overlap (Å)
1:BA:2125:G:N2	1:BA:2172:U:H3'	2.21	0.56
3:BD:46:GLN:HB2	3:BD:48:ARG:HG2	1.88	0.56
31:CA:1064:G:N2	31:CA:1191:A:OP2	2.39	0.56
31:CA:1070:U:H2'	31:CA:1071:C:C6	2.41	0.56
31:CA:1109:C:OP2	33:CC:176:HIS:ND1	2.39	0.56
31:DA:339:C:H2'	31:DA:340:U:C6	2.41	0.56
31:DA:624:C:H2'	31:DA:625:G:C8	2.40	0.56
31:DA:986:A:H1'	49:DS:54:GLY:O	2.05	0.56
31:DA:1130:A:P	39:DI:20:ARG:HH22	2.28	0.56
43:DM:19:LEU:HD12	43:DM:22:ILE:HD11	1.88	0.56
1:AA:1720:U:H2'	1:AA:1721:G:O4'	2.06	0.55
1:AA:2206:G:O2'	1:AA:2207:G:OP1	2.21	0.55
5:AF:61:GLY:HA2	5:AF:77:ASP:HB3	1.87	0.55
5:AF:143:ALA:HB1	5:AF:148:LEU:HB2	1.87	0.55
10:AO:77:ILE:HG13	15:AT:74:ARG:HG2	1.87	0.55
1:BA:577:G:OP1	1:BA:2502:G:O2'	2.20	0.55
1:BA:1047:G:H2'	1:BA:1110:G:N2	2.19	0.55
1:BA:2564:A:C2	1:BA:2647:U:H4'	2.40	0.55
8:BI:81:VAL:O	8:BI:146:ALA:HA	2.06	0.55
31:CA:41:G:H2'	31:CA:42:G:H8	1.70	0.55
31:CA:1347:G:O2'	31:CA:1348:U:OP2	2.24	0.55
38:CH:87:SER:HB2	38:CH:93:VAL:HB	1.88	0.55
31:DA:376:G:H2'	31:DA:377:G:H8	1.71	0.55
31:DA:920:U:H2'	31:DA:921:U:C6	2.41	0.55
31:DA:1241:G:H2'	31:DA:1242:C:C6	2.41	0.55
31:DA:1391:U:H2'	31:DA:1392:G:C8	2.41	0.55
32:DB:178:ARG:HH21	38:DH:74:PRO:HB3	1.70	0.55
35:DE:52:PRO:HD2	35:DE:53:LEU:HD12	1.89	0.55
1:AA:651:G:C6	1:AA:652:C:C4	2.95	0.55
1:AA:1178:C:H2'	1:AA:1179:C:C6	2.39	0.55
1:AA:1607:C:H4'	1:AA:1608:A:O5'	2.06	0.55
16:AU:106:PHE:HA	16:AU:109:LEU:HD12	1.88	0.55
1:BA:414:C:H2'	1:BA:415:A:C8	2.40	0.55
1:BA:458:G:O2'	29:B7:39:ARG:HD3	2.06	0.55
1:BA:1786:A:H1'	1:BA:1938:A:N6	2.21	0.55
5:BF:149:ASP:OD2	5:BF:149:ASP:N	2.32	0.55
6:BG:56:ALA:HA	6:BG:153:ARG:HH21	1.71	0.55
14:BS:59:LYS:HB3	14:BS:60:GLY:HA2	1.88	0.55
20:BY:76:CYS:HG	20:BY:99:CYS:HG	1.49	0.55
21:BZ:153:SER:OG	21:BZ:154:ASP:N	2.39	0.55
21:BZ:160:GLY:CA	21:BZ:161:VAL:HB	2.36	0.55

Continued on next page...

Continued from previous page...

Atom-1	Atom-2	Interatomic distance (Å)	Clash overlap (Å)
23:B1:86:SER:O	23:B1:89:GLU:HG2	2.06	0.55
31:CA:192:U:H2'	31:CA:193:C:H6	1.71	0.55
31:CA:1146:A:H2'	31:CA:1147:C:O4'	2.05	0.55
31:CA:1346:A:N1	31:CA:1374:A:H5''	2.21	0.55
46:CP:53:VAL:HG13	46:CP:79:VAL:HG23	1.87	0.55
31:DA:21:G:H2'	31:DA:22:G:C8	2.42	0.55
31:DA:586:C:O2'	31:DA:878:G:H4'	2.05	0.55
31:DA:833:U:H2'	31:DA:834:C:C6	2.39	0.55
31:DA:1062:U:H2'	31:DA:1063:C:C6	2.41	0.55
31:DA:1239:A:H4'	31:DA:1240:U:H5''	1.88	0.55
36:DF:61:LEU:HB3	36:DF:63:TYR:CE2	2.37	0.55
48:DR:73:ALA:HB3	48:DR:79:LEU:HD12	1.87	0.55
1:AA:1331:A:H2'	1:AA:1333:C:C5	2.40	0.55
1:AA:1332:G:H5''	1:AA:1332:G:H8	1.71	0.55
1:AA:2172:U:H4'	1:AA:2173:A:OP2	2.06	0.55
4:AE:107:THR:O	4:AE:190:GLY:HA3	2.06	0.55
21:AZ:151:HIS:C	21:AZ:153:SER:H	2.09	0.55
1:BA:2109:U:H2'	1:BA:2110:G:C8	2.41	0.55
1:BA:2163:C:OP2	1:BA:2164:C:H5	1.88	0.55
5:BF:103:LYS:HA	5:BF:106:ARG:HG3	1.88	0.55
31:CA:166:G:H2'	31:CA:167:G:H8	1.71	0.55
31:CA:767:A:H2'	31:CA:768:A:O4'	2.06	0.55
31:CA:1028:C:N4	31:CA:1033:G:H1	2.05	0.55
31:DA:954:G:N2	31:DA:1227:A:H62	2.04	0.55
31:DA:1329:A:H5''	43:DM:26:GLY:N	2.20	0.55
31:DA:1465:C:H2'	31:DA:1466:C:O4'	2.06	0.55
34:DD:100:ARG:NH2	34:DD:102:ASP:OD2	2.39	0.55
48:DR:32:ARG:HA	48:DR:69:THR:HG21	1.86	0.55
1:AA:674:G:H1'	5:AF:74:ARG:HD3	1.88	0.55
1:AA:775:G:N2	1:AA:794:G:H5'	2.22	0.55
1:AA:1410:G:H2'	1:AA:1411:C:H6	1.70	0.55
12:AQ:2:LEU:HB3	12:AQ:70:PRO:HG3	1.89	0.55
15:AT:55:ASN:H	15:AT:59:THR:HG22	1.71	0.55
20:AY:13:VAL:HG12	20:AY:74:PRO:HA	1.89	0.55
1:BA:1639:U:C2'	1:BA:1640:C:H5''	2.37	0.55
1:BA:1843:C:H5'	3:BD:253:GLN:NE2	2.21	0.55
1:BA:2282:G:H4'	1:BA:2283:C:O5'	2.06	0.55
1:BA:2469:A:H4'	12:BQ:56:ARG:HG2	1.86	0.55
30:B8:23:VAL:HG11	30:B8:47:LYS:HD3	1.87	0.55
31:CA:259:G:OP2	50:CT:83:ARG:HD3	2.06	0.55
31:CA:611:A:H2	31:CA:630:G:H22	1.52	0.55

Continued on next page...

Continued from previous page...

Atom-1	Atom-2	Interatomic distance (Å)	Clash overlap (Å)
31:CA:864:A:H2'	31:CA:865:A:C8	2.42	0.55
32:CB:111:ARG:HH11	32:CB:111:ARG:HA	1.70	0.55
42:CL:11:VAL:HG11	47:CQ:36:ILE:HG21	1.87	0.55
42:CL:11:VAL:HG13	47:CQ:29:HIS:CD2	2.41	0.55
42:CL:32:PHE:HE1	42:CL:86:ARG:HG3	1.70	0.55
31:DA:522:C:H5''	42:DL:120:TYR:OH	2.07	0.55
31:DA:814:A:N7	31:DA:816:A:C4	2.74	0.55
31:DA:1512:U:H2'	31:DA:1513:A:H8	1.72	0.55
47:DQ:57:VAL:HA	47:DQ:77:VAL:HG23	1.88	0.55
1:AA:900:A:H2'	1:AA:901:A:O4'	2.06	0.55
1:AA:1153:C:H2'	1:AA:1154:G:O4'	2.07	0.55
1:AA:1332:G:H5''	1:AA:1332:G:C8	2.41	0.55
1:AA:1403:C:H5''	1:AA:1471:A:C1'	2.29	0.55
4:AE:115:GLY:O	4:AE:119:ARG:HB2	2.06	0.55
23:A1:73:LEU:HB3	23:A1:94:LEU:HD22	1.88	0.55
1:BA:1486:A:H2'	1:BA:1487:G:H8	1.70	0.55
1:BA:2115:G:H21	1:BA:2171:A:N6	2.05	0.55
6:BG:47:LYS:HB3	6:BG:82:LEU:HD11	1.87	0.55
7:BH:7:LEU:HG	7:BH:69:ARG:NH1	2.21	0.55
20:BY:35:TYR:CE2	20:BY:69:ALA:HB3	2.41	0.55
28:B6:6:ARG:NE	28:B6:24:GLU:OE1	2.25	0.55
31:CA:971:G:N2	31:CA:1363(A):A:OP2	2.31	0.55
31:DA:630:G:H2'	31:DA:631:G:H8	1.72	0.55
31:DA:1012:U:H2'	31:DA:1013:G:C8	2.41	0.55
34:DD:62:GLN:HB3	34:DD:66:ARG:HD2	1.87	0.55
1:AA:19:C:H2'	1:AA:20:C:H6	1.70	0.55
1:AA:1028:A:N6	1:AA:1125:G:H2'	2.21	0.55
1:AA:1500:G:H2'	1:AA:1501:C:C6	2.42	0.55
1:AA:1688:U:O2	1:AA:1700:A:H5'	2.07	0.55
1:AA:1792:G:H5'	3:AD:205:VAL:HG13	1.89	0.55
1:AA:1999:C:H4'	1:AA:2723:C:O2	2.05	0.55
14:AS:96:GLY:HA2	14:AS:100:ALA:H	1.72	0.55
1:BA:271(K):U:H4'	1:BA:271(L):U:OP2	2.07	0.55
1:BA:2839:G:H5'	13:BR:46:GLY:HA2	1.88	0.55
8:BI:94:ALA:HA	8:BI:97:ILE:HB	1.88	0.55
12:BQ:62:GLY:O	21:BZ:178:GLU:HG2	2.07	0.55
31:CA:342:C:H2'	31:CA:343:U:O4'	2.06	0.55
31:CA:1073:U:H2'	31:CA:1074:G:C8	2.40	0.55
31:CA:1121:U:H2'	31:CA:1122:U:C6	2.42	0.55
31:CA:1298:C:N4	37:CG:114:ARG:HD3	2.22	0.55
31:DA:32:A:H2'	31:DA:33:A:C8	2.42	0.55

Continued on next page...

Continued from previous page...

Atom-1	Atom-2	Interatomic distance (Å)	Clash overlap (Å)
31:DA:1004:A:H8	31:DA:1025:U:N3	2.03	0.55
31:DA:1063:C:H2'	31:DA:1064:G:C8	2.42	0.55
31:DA:1238:A:C2	31:DA:1303:C:H4'	2.42	0.55
31:DA:1320:C:H1'	49:DS:73:GLU:N	2.20	0.55
33:DC:125:GLU:HG3	33:DC:189:ALA:HB1	1.88	0.55
37:DG:34:GLY:O	37:DG:36:LYS:N	2.38	0.55
43:DM:44:ARG:O	43:DM:46:LYS:N	2.40	0.55
48:DR:56:THR:HB	48:DR:58:LEU:HD13	1.88	0.55
1:AA:1312:U:H4'	1:AA:1313:U:O5'	2.07	0.55
1:AA:1378:A:OP1	29:A7:10:ARG:NH2	2.39	0.55
1:AA:1448:G:N2	1:AA:1463:C:O2	2.32	0.55
1:AA:1913:A:H2'	52:AA:3001:T8B:O2	2.07	0.55
1:AA:2171:A:H4'	1:AA:2172:U:OP1	2.07	0.55
1:AA:2384:G:OP2	22:A0:55:ARG:NH1	2.40	0.55
1:AA:2815:C:H5'	27:A5:29:THR:HG21	1.89	0.55
15:AT:13:ARG:HG3	15:AT:14:TYR:CE1	2.41	0.55
18:AW:86:LEU:HD22	18:AW:96:ILE:HD11	1.89	0.55
1:BA:729:G:OP2	3:BD:208:LYS:NZ	2.40	0.55
1:BA:1530:C:H1'	1:BA:1531:C:OP1	2.07	0.55
4:BE:29:GLY:HA3	4:BE:180:ASN:OD1	2.06	0.55
7:BH:11:VAL:HG21	7:BH:50:VAL:HG23	1.89	0.55
10:BO:68:GLU:OE2	10:BO:78:ARG:NH1	2.40	0.55
31:CA:1101:A:H4'	31:CA:1102:A:O5'	2.07	0.55
32:CB:102:LEU:HD23	32:CB:182:ILE:HD12	1.89	0.55
34:CD:173:TRP:CD1	34:CD:174:LEU:HG	2.41	0.55
44:CN:32:SER:HB3	44:CN:41:ARG:HB3	1.87	0.55
6:AG:56:ALA:HB2	6:AG:153:ARG:HE	1.71	0.55
7:AH:56:SER:HG	7:AH:61:HIS:HD1	1.52	0.55
12:BQ:138:ASP:OD2	21:BZ:81:ARG:NH1	2.35	0.55
14:BS:102:ALA:HA	14:BS:105:ALA:HB3	1.87	0.55
31:CA:115:G:H1'	31:CA:116:A:N7	2.21	0.55
31:CA:819:A:H4'	31:CA:820:U:OP2	2.06	0.55
31:CA:1124:G:H1	31:CA:1149:C:N4	2.05	0.55
31:CA:1229:A:OP2	43:CM:114:ARG:HD2	2.06	0.55
38:CH:86:ILE:HG21	38:CH:133:LEU:HD13	1.89	0.55
43:CM:102:ARG:HE	43:CM:105:THR:HG23	1.72	0.55
31:DA:1011:G:H1	31:DA:1018:C:N4	2.03	0.55
31:DA:1061:G:H5''	40:DJ:59:SER:HB2	1.88	0.55
36:DF:62:TRP:CH2	36:DF:64:GLN:HB2	2.42	0.55
37:DG:77:SER:HA	37:DG:86:GLN:HA	1.89	0.55
1:AA:359:A:H2'	1:AA:360:G:O4'	2.06	0.55

Continued on next page...

Continued from previous page...

Atom-1	Atom-2	Interatomic distance (Å)	Clash overlap (Å)
1:AA:686:G:C8	29:A7:7:PRO:HA	2.42	0.55
1:AA:1406:U:H2'	1:AA:1407:C:C6	2.41	0.55
1:AA:1448:G:H4'	1:AA:1542:A:OP1	2.06	0.55
6:AG:61:ALA:HA	6:AG:66:GLN:O	2.07	0.55
1:BA:27:G:N2	1:BA:512:G:H1'	2.22	0.55
1:BA:1204:A:H2	1:BA:1241:A:N6	2.04	0.55
1:BA:1810:A:H2'	1:BA:1811:G:O4'	2.07	0.55
4:BE:28:ALA:HB3	4:BE:93:VAL:HG13	1.89	0.55
31:CA:115:G:H4'	31:CA:116:A:O5'	2.06	0.55
31:CA:344:A:H5''	31:CA:345:C:C5	2.42	0.55
31:CA:736:C:H2'	31:CA:737:A:C8	2.42	0.55
31:CA:1027:C:H2'	31:CA:1028:C:C5	2.41	0.55
31:CA:1292:U:O2'	31:CA:1293:G:H5'	2.06	0.55
31:CA:1414:U:H3	31:CA:1486:G:H1	1.55	0.55
36:CF:67:MET:SD	36:CF:75:LEU:HD12	2.46	0.55
43:CM:57:ARG:O	43:CM:61:GLU:HG3	2.07	0.55
31:DA:7:G:O2'	35:DE:120:THR:O	2.24	0.55
31:DA:1256:A:N6	31:DA:1278:U:O2	2.40	0.55
37:DG:126:ASP:HB3	37:DG:131:LYS:O	2.06	0.55
38:DH:6:ILE:O	38:DH:10:LEU:HG	2.07	0.55
39:DI:105:ASP:HB2	39:DI:107:ARG:HD3	1.89	0.55
1:AA:84:A:H61	1:AA:102:G:H1'	1.72	0.55
1:AA:90:U:O2'	1:AA:92:A:C8	2.56	0.55
1:AA:1653:G:N1	13:AR:11:ASN:OD1	2.38	0.55
4:AE:14:ILE:HG13	4:AE:21:VAL:HG13	1.89	0.55
26:A4:42:PHE:CB	26:A4:43:TYR:HB2	2.36	0.55
1:BA:34:C:H5''	1:BA:35:G:OP2	2.07	0.55
2:BB:19:G:H5'	2:BB:20:C:OP2	2.07	0.55
6:BG:56:ALA:HB2	6:BG:153:ARG:NE	2.17	0.55
15:BT:120:ARG:HA	15:BT:123:GLN:HG2	1.89	0.55
25:B3:39:ASP:OD2	25:B3:44:ARG:NH1	2.41	0.55
31:CA:652:U:O4	31:CA:752:G:O2'	2.21	0.55
31:CA:1347:G:H5''	39:CI:107:ARG:HB3	1.88	0.55
42:CL:53:ARG:HB3	42:CL:93:LEU:HD11	1.87	0.55
48:CR:47:THR:HG23	48:CR:49:LYS:HG3	1.89	0.55
31:DA:618:C:N4	31:DA:621:A:N7	2.54	0.55
31:DA:673:G:H2'	31:DA:674:G:H8	1.68	0.55
31:DA:1112:C:O2	33:DC:179:ARG:HG2	2.07	0.55
31:DA:1307:U:H2'	31:DA:1308:U:C6	2.42	0.55
32:DB:102:LEU:HB3	32:DB:180:LEU:HD12	1.88	0.55
38:DH:21:LYS:O	38:DH:63:LEU:HD23	2.07	0.55

Continued on next page...

Continued from previous page...

Atom-1	Atom-2	Interatomic distance (Å)	Clash overlap (Å)
38:DH:121:ASP:N	38:DH:121:ASP:OD1	2.40	0.55
42:DL:90:VAL:O	42:DL:92:ASP:N	2.40	0.55
49:DS:32:LYS:HG2	49:DS:50:ALA:HB3	1.88	0.55
1:AA:9:U:N3	1:AA:2629:A:H2	2.05	0.54
1:AA:986:C:C2'	1:AA:987:G:H5'	2.37	0.54
4:AE:203:LYS:CB	4:AE:204:ALA:HA	2.37	0.54
7:AH:54:ARG:HD3	7:AH:65:HIS:ND1	2.22	0.54
9:AN:34:LEU:O	9:AN:49:GLY:HA3	2.07	0.54
13:AR:67:LEU:HD22	13:AR:76:VAL:HG21	1.88	0.54
1:BA:2299:G:N1	1:BA:2318:G:C8	2.75	0.54
2:BB:75:G:H5''	2:BB:75:G:H8	1.71	0.54
12:BQ:35:VAL:HG13	12:BQ:130:LYS:HB3	1.89	0.54
22:B0:55:ARG:NH1	22:B0:55:ARG:HB2	2.21	0.54
31:CA:539:A:H2'	31:CA:540:G:C8	2.43	0.54
31:CA:955:U:H2'	31:CA:956:U:C6	2.42	0.54
31:CA:1090:U:H2'	31:CA:1091:U:H6	1.72	0.54
32:CB:87:ARG:HH11	32:CB:219:VAL:HG12	1.72	0.54
35:CE:7:GLU:O	35:CE:8:GLU:HB3	2.07	0.54
38:CH:73:ASP:OD2	38:CH:75:ARG:HD3	2.08	0.54
31:DA:607:A:H2'	31:DA:608:A:O4'	2.07	0.54
31:DA:634:C:H2'	31:DA:635:G:H8	1.72	0.54
31:DA:642:A:N3	38:DH:113:SER:OG	2.37	0.54
31:DA:1090:U:H2'	31:DA:1091:U:H6	1.71	0.54
31:DA:1162:C:H2'	31:DA:1163:C:C6	2.41	0.54
31:DA:1332:A:O5'	31:DA:1332:A:H8	1.89	0.54
32:DB:24:TRP:CE3	32:DB:26:PRO:HA	2.42	0.54
1:AA:17:G:H2'	1:AA:18:C:C6	2.43	0.54
1:AA:244:A:C2	1:AA:255:A:C4	2.96	0.54
1:AA:1173:G:N1	1:AA:1176:G:OP2	2.26	0.54
1:AA:1201:C:H2'	1:AA:1202:C:H6	1.70	0.54
1:AA:1503:U:H2'	1:AA:1504:C:C6	2.42	0.54
1:AA:2137:C:O2	1:AA:2137:C:H2'	2.07	0.54
7:AH:70:THR:HA	7:AH:73:ALA:HB3	1.87	0.54
12:AQ:109:VAL:HG13	12:AQ:113:GLN:HB2	1.88	0.54
1:BA:1265:A:H8	1:BA:1265:A:OP1	1.89	0.54
1:BA:2129:C:N3	1:BA:2159:G:O6	2.40	0.54
1:BA:2318:G:N2	14:BS:3:ARG:HD2	2.22	0.54
3:BD:16:MET:HG2	3:BD:211:ARG:HH21	1.71	0.54
6:BG:9:ARG:NH1	6:BG:13:GLU:OE1	2.37	0.54
6:BG:108:ASN:HA	26:B4:37:SER:HB3	1.89	0.54
15:BT:95:ARG:HG2	15:BT:95:ARG:HH11	1.72	0.54

Continued on next page...

Continued from previous page...

Atom-1	Atom-2	Interatomic distance (Å)	Clash overlap (Å)
31:CA:1001:A:N6	31:CA:1040:U:H3	2.02	0.54
31:CA:1063:C:H2'	31:CA:1064:G:C8	2.42	0.54
32:CB:87:ARG:HD2	32:CB:219:VAL:HG11	1.88	0.54
31:DA:254:G:OP1	47:DQ:66:SER:OG	2.21	0.54
31:DA:1027:C:H2'	31:DA:1028:C:C5	2.43	0.54
45:DO:23:GLY:O	45:DO:27:VAL:HB	2.07	0.54
1:AA:221:A:H4'	1:AA:222:A:O5'	2.07	0.54
1:AA:1608:A:H1'	1:AA:1610:A:OP2	2.08	0.54
2:AB:38:C:H2'	2:AB:39:A:O4'	2.07	0.54
3:AD:3:VAL:HG13	3:AD:17:THR:HB	1.87	0.54
1:BA:652(G):G:H2'	1:BA:652(H):C:H6	1.73	0.54
1:BA:2050:C:H2'	1:BA:2051:A:O4'	2.08	0.54
1:BA:2279:G:O6	22:B0:14:ARG:HD2	2.06	0.54
31:CA:101:A:H2'	31:CA:102:G:H8	1.72	0.54
31:CA:1504:G:OP1	31:CA:1507:A:H4'	2.07	0.54
31:DA:683:G:H2'	31:DA:684:A:C8	2.42	0.54
31:DA:944:G:N1	31:DA:1338:G:OP2	2.30	0.54
31:DA:1028:C:C4	31:DA:1033:G:N1	2.66	0.54
31:DA:1244:C:H2'	31:DA:1245:A:C8	2.41	0.54
35:DE:76:ILE:HG13	35:DE:77:PRO:HD2	1.90	0.54
11:AP:38:GLN:O	11:AP:39:LYS:HB2	2.08	0.54
14:AS:95:HIS:C	14:AS:99:LYS:HB3	2.28	0.54
1:BA:1332:G:N2	1:BA:1610:A:C8	2.75	0.54
11:BP:101:VAL:O	11:BP:103:ALA:N	2.40	0.54
21:BZ:111:VAL:HG12	21:BZ:112:ARG:H	1.72	0.54
21:BZ:156:LYS:HD2	21:BZ:158:PRO:HD3	1.89	0.54
31:CA:394:G:H2'	31:CA:395:C:C6	2.43	0.54
37:CG:139:GLU:HB3	37:CG:143:ARG:NH1	2.23	0.54
39:CI:28:VAL:HA	39:CI:63:ILE:O	2.08	0.54
40:CJ:44:VAL:HG12	40:CJ:46:ARG:HG3	1.89	0.54
42:CL:70:ILE:HG12	42:CL:100:ILE:HD12	1.89	0.54
45:CO:15:PHE:CE2	45:CO:84:LYS:HD2	2.42	0.54
49:CS:39:THR:O	49:CS:41:VAL:N	2.41	0.54
31:DA:859:A:H2'	31:DA:860:A:O4'	2.08	0.54
31:DA:989:C:H42	31:DA:1216:G:H1	1.55	0.54
31:DA:1128:C:H1'	31:DA:1146:A:H61	1.73	0.54
34:DD:108:LEU:HB3	34:DD:110:PHE:CE1	2.41	0.54
36:DF:22:GLU:OE2	36:DF:82:ARG:HG2	2.07	0.54
46:DP:70:ALA:O	46:DP:73:LEU:N	2.40	0.54
1:AA:76:C:O3'	24:A2:59:ARG:HG3	2.08	0.54
1:AA:492:A:H2'	1:AA:493:G:O4'	2.08	0.54

Continued on next page...

Continued from previous page...

Atom-1	Atom-2	Interatomic distance (Å)	Clash overlap (Å)
1:AA:719:C:H2'	1:AA:720:C:H6	1.72	0.54
1:AA:1693:U:H4'	1:AA:1694:C:OP2	2.08	0.54
1:AA:1915:U:H3	52:AA:3001:T8B:C27	2.20	0.54
1:AA:2872:G:C2	1:AA:2873:A:N6	2.76	0.54
5:AF:129:PHE:CD2	5:AF:163:VAL:HG21	2.42	0.54
14:AS:14:VAL:O	14:AS:18:ILE:HG12	2.07	0.54
1:BA:2109:U:H3	1:BA:2180:U:H3	1.55	0.54
3:BD:274:ARG:HA	3:BD:275:LYS:HB2	1.90	0.54
26:B4:24:THR:OG1	26:B4:25:TYR:N	2.40	0.54
27:B5:33:CYS:SG	27:B5:46:CYS:SG	3.03	0.54
31:CA:737:A:H2'	31:CA:738:C:C6	2.43	0.54
31:CA:840:C:H4'	31:CA:841:U:OP1	2.08	0.54
31:CA:1355:G:H2'	31:CA:1356:G:C8	2.43	0.54
34:CD:9:CYS:O	34:CD:13:ARG:HG3	2.08	0.54
35:CE:71:LEU:O	35:CE:73:ASN:N	2.38	0.54
31:DA:364:A:H2'	31:DA:365:U:C6	2.42	0.54
36:DF:45:LEU:HD11	36:DF:57:GLN:HB3	1.88	0.54
1:AA:448:U:C4	1:AA:583:G:H1'	2.43	0.54
1:AA:702:G:C2	1:AA:731:C:C2	2.95	0.54
1:AA:1278:A:OP1	13:AR:36:THR:HG23	2.07	0.54
1:AA:1656:C:H2'	1:AA:1657:C:H6	1.72	0.54
1:AA:2363:C:O2	22:A0:39:ARG:NH2	2.41	0.54
13:AR:85:PRO:O	13:AR:87:TYR:N	2.41	0.54
26:A4:40:HIS:O	26:A4:43:TYR:HB3	2.07	0.54
1:BA:453:C:O2	1:BA:457:A:O2'	2.23	0.54
1:BA:2206:G:H5'	1:BA:2207:G:N7	2.22	0.54
3:BD:85:ASP:OD2	3:BD:88:ARG:NH1	2.37	0.54
6:BG:66:GLN:HG2	26:B4:1:MET:HE1	1.90	0.54
23:B1:86:SER:N	23:B1:89:GLU:OE1	2.36	0.54
31:CA:964:A:N3	31:CA:969:A:O2'	2.36	0.54
32:CB:104:ASN:O	32:CB:108:ILE:HG12	2.06	0.54
40:CJ:16:LEU:HD21	40:CJ:70:ARG:HG3	1.90	0.54
41:CK:48:ILE:HD11	41:CK:64:ALA:HA	1.89	0.54
31:DA:359:U:H2'	31:DA:360:A:H8	1.72	0.54
1:AA:64:A:O3'	19:AX:71:GLY:HA3	2.07	0.54
1:AA:141:A:H8	1:AA:1408:C:HO2'	1.49	0.54
1:AA:2165:G:H2'	1:AA:2166:G:C8	2.42	0.54
5:AF:101:LEU:O	5:AF:106:ARG:NH1	2.41	0.54
21:AZ:153:SER:OG	21:AZ:154:ASP:N	2.41	0.54
28:A6:11:LEU:HD12	28:A6:21:TYR:HB2	1.90	0.54
1:BA:363(B):G:H2'	1:BA:363(C):G:H8	1.72	0.54

Continued on next page...

Continued from previous page...

Atom-1	Atom-2	Interatomic distance (Å)	Clash overlap (Å)
1:BA:796:C:H2'	1:BA:797:C:C6	2.43	0.54
1:BA:910:A:N1	1:BA:2277:G:H1'	2.23	0.54
1:BA:1688:U:O2	1:BA:1700:A:H5'	2.07	0.54
1:BA:2319:G:C2	14:BS:3:ARG:HA	2.42	0.54
1:BA:2572:A:N7	4:BE:145:LYS:HB2	2.22	0.54
31:CA:113:G:H2'	31:CA:114:U:H6	1.72	0.54
31:CA:674:G:H2'	31:CA:675:A:C8	2.39	0.54
31:CA:1030:C:C5	31:CA:1030(A):G:H1'	2.43	0.54
31:CA:1255:G:H3'	31:CA:1279:A:N6	2.23	0.54
32:CB:155:LEU:HD11	32:CB:159:PRO:HD3	1.89	0.54
37:CG:132:GLY:H	37:CG:135:VAL:HB	1.72	0.54
47:CQ:96:GLU:O	47:CQ:97:SER:HB2	2.08	0.54
31:DA:491:G:H2'	31:DA:492:G:H8	1.72	0.54
37:DG:15:ASP:O	37:DG:19:GLY:N	2.34	0.54
37:DG:26:PHE:CE2	37:DG:30:ILE:HD11	2.42	0.54
50:DT:38:LYS:O	50:DT:41:ILE:HG13	2.08	0.54
1:AA:1174:A:H5'	1:AA:1177:A:H61	1.71	0.54
1:AA:1394:U:H2'	1:AA:1395:A:O4'	2.07	0.54
1:AA:1766:U:H2'	1:AA:1767:C:C6	2.43	0.54
1:AA:2099:U:H3	1:AA:2190:G:H1	1.55	0.54
8:AI:92:VAL:CG1	8:AI:120:ILE:HB	2.37	0.54
1:BA:689:A:N3	1:BA:779:U:O2'	2.35	0.54
1:BA:1991:U:H2'	1:BA:1992:G:H5''	1.89	0.54
1:BA:2172:U:H4'	1:BA:2173:A:OP2	2.07	0.54
4:BE:11:MET:HG2	4:BE:24:THR:HB	1.89	0.54
7:BH:20:ALA:HB1	7:BH:21:PRO:HD2	1.89	0.54
31:CA:279:A:OP2	47:CQ:95:TYR:OH	2.20	0.54
31:CA:1458:G:H5''	50:CT:31:SER:HB2	1.90	0.54
34:CD:100:ARG:NH1	34:CD:137:SER:HB3	2.23	0.54
31:DA:1031:G:H2'	31:DA:1032:G:C8	2.42	0.54
32:DB:54:THR:HG23	32:DB:199:TYR:HB3	1.90	0.54
1:AA:249:C:O2	30:A8:12:LYS:NZ	2.31	0.54
1:AA:500:G:N2	1:AA:502:A:H3'	2.22	0.54
1:AA:2302:G:O2'	6:AG:126:ASP:O	2.22	0.54
2:AB:45:A:OP2	6:AG:96:ARG:NH2	2.37	0.54
6:AG:15:VAL:HG13	6:AG:175:LEU:HD23	1.90	0.54
6:AG:145:THR:OG1	6:AG:146:TYR:N	2.41	0.54
8:AI:93:THR:HG22	8:AI:119:PRO:HB3	1.90	0.54
14:AS:104:GLY:O	14:AS:107:GLU:HB2	2.08	0.54
16:AU:52:ARG:O	16:AU:55:ARG:HG3	2.08	0.54
1:BA:1188:U:H4'	17:BV:79:VAL:HG22	1.89	0.54

Continued on next page...

Continued from previous page...

Atom-1	Atom-2	Interatomic distance (Å)	Clash overlap (Å)
1:BA:2079:U:O3'	23:B1:35:THR:OG1	2.24	0.54
1:BA:2319:G:N2	14:BS:3:ARG:HB2	2.23	0.54
20:BY:76:CYS:HG	20:BY:102:CYS:HG	1.54	0.54
22:B0:11:ARG:O	22:B0:14:ARG:NH2	2.40	0.54
27:B5:33:CYS:SG	27:B5:46:CYS:HB2	2.48	0.54
31:CA:712:A:H8	31:CA:712:A:O5'	1.91	0.54
31:CA:1142:G:H3'	31:CA:1143:G:H8	1.73	0.54
34:CD:3:ARG:O	34:CD:5:ILE:HG12	2.08	0.54
41:CK:20:TYR:HB2	41:CK:31:THR:HG23	1.90	0.54
31:DA:425:G:O3'	34:DD:45:GLN:NE2	2.41	0.54
31:DA:445:G:C6	31:DA:490:G:C6	2.96	0.54
31:DA:673:G:H5''	36:DF:87:ARG:NH1	2.23	0.54
32:DB:59:GLU:O	32:DB:63:MET:HG2	2.08	0.54
1:AA:321:G:C2	1:AA:341:G:H4'	2.43	0.54
1:AA:548:A:H61	17:AV:19:LYS:H	1.56	0.54
1:AA:1991:U:H2'	1:AA:1992:G:H5''	1.90	0.54
1:AA:2420:C:OP2	30:A8:33:ASN:HB2	2.08	0.54
5:AF:157:VAL:HB	5:AF:194:MET:HG2	1.88	0.54
7:AH:118:PRO:HD2	7:AH:121:ILE:HG21	1.89	0.54
9:AN:97:ARG:HA	9:AN:100:GLU:HB2	1.89	0.54
17:AV:5:VAL:HG11	17:AV:57:VAL:HG21	1.89	0.54
23:A1:51:VAL:HG11	23:A1:74:VAL:HG21	1.90	0.54
1:BA:271(F):C:H2'	1:BA:271(G):C:H6	1.72	0.54
1:BA:898:C:H2'	1:BA:899:A:O4'	2.08	0.54
1:BA:1570:A:H2'	1:BA:1571:A:C8	2.43	0.54
14:BS:11:LYS:HG3	14:BS:91:PRO:HD3	1.89	0.54
14:BS:101:LEU:O	14:BS:102:ALA:HB3	2.08	0.54
25:B3:44:ARG:O	25:B3:48:GLU:HG3	2.08	0.54
31:CA:922:G:C6	31:CA:923:A:C6	2.95	0.54
31:CA:1201:A:H1'	31:CA:1202:G:OP2	2.07	0.54
31:CA:1261:A:H3'	31:CA:1262:C:H6	1.70	0.54
36:CF:62:TRP:CH2	36:CF:64:GLN:HB2	2.43	0.54
31:DA:382:A:H2'	31:DA:383:A:C8	2.42	0.54
31:DA:936:C:H2'	31:DA:937:A:C8	2.43	0.54
1:AA:996:A:O3'	16:AU:91:ASP:HB2	2.09	0.53
1:AA:1798:U:C5'	3:AD:259:THR:HG22	2.37	0.53
1:AA:2172:U:H1'	1:AA:2173:A:OP1	2.08	0.53
3:AD:93:ALA:HB3	3:AD:105:ILE:HG13	1.90	0.53
4:AE:14:ILE:HB	15:AT:14:TYR:CE2	2.43	0.53
18:AW:56:ALA:O	18:AW:60:ASN:N	2.41	0.53
1:BA:271(D):G:H1	1:BA:271(T):C:H42	1.56	0.53

Continued on next page...

Continued from previous page...

Atom-1	Atom-2	Interatomic distance (Å)	Clash overlap (Å)
1:BA:588:U:H1'	5:BF:90:PHE:HB3	1.90	0.53
1:BA:1298:C:H5''	1:BA:1299:G:OP2	2.08	0.53
1:BA:1365:A:OP1	23:B1:41:ARG:NH1	2.39	0.53
8:BI:27:ARG:HD2	23:B1:71:TYR:CE1	2.43	0.53
17:BV:98:GLU:OE2	17:BV:100:ARG:NH1	2.41	0.53
31:CA:31:G:O2'	31:CA:48:C:N4	2.41	0.53
31:CA:1090:U:H2'	31:CA:1091:U:C6	2.43	0.53
41:CK:31:THR:HA	41:CK:42:TRP:HA	1.89	0.53
46:CP:28:ARG:NH1	46:CP:29:ASP:OD2	2.42	0.53
31:DA:100:C:H2'	31:DA:101:A:C8	2.43	0.53
31:DA:1198:G:H2'	31:DA:1199:U:C6	2.43	0.53
39:DI:11:LYS:H	39:DI:104:ARG:HH22	1.56	0.53
1:AA:2152:G:H2'	1:AA:2153:G:C8	2.43	0.53
1:AA:2686:G:H2'	1:AA:2687:U:O4'	2.08	0.53
1:AA:2808:U:H5''	1:AA:2891:G:O6	2.09	0.53
3:AD:97:TYR:HB2	3:AD:101:GLU:O	2.07	0.53
10:AO:15:GLY:O	10:AO:47:ILE:HG12	2.08	0.53
17:AV:76:LYS:HD2	17:AV:81:TYR:CD1	2.44	0.53
26:A4:15:ILE:HB	26:A4:32:TYR:CD2	2.43	0.53
31:CA:748:C:H4'	31:CA:749:C:O5'	2.08	0.53
31:CA:857:C:H2'	31:CA:858:G:O4'	2.08	0.53
31:CA:1304:G:O6	31:CA:1331:G:O2'	2.24	0.53
33:CC:74:GLY:O	33:CC:76:VAL:N	2.41	0.53
34:CD:111:ALA:HB1	34:CD:116:GLN:HB3	1.89	0.53
31:DA:513:C:H2'	31:DA:514:C:C6	2.42	0.53
43:DM:65:LYS:CA	43:DM:66:LEU:HB2	2.28	0.53
1:AA:300:A:H2'	1:AA:334:C:O2'	2.07	0.53
1:AA:528:A:H3'	1:AA:528:A:C8	2.43	0.53
1:AA:698:C:O2'	1:AA:734:A:N6	2.40	0.53
1:AA:995:C:O2	9:AN:3:THR:OG1	2.23	0.53
16:AU:76:TYR:OH	16:AU:92:ARG:NH1	2.41	0.53
1:BA:26:G:C6	1:BA:27:G:N1	2.77	0.53
11:BP:83:VAL:HG13	11:BP:112:LEU:HD21	1.90	0.53
24:B2:32:LEU:HD22	24:B2:36:ARG:NH1	2.23	0.53
31:CA:1321:C:H5''	31:CA:1322:C:H5''	1.90	0.53
45:CO:3:ILE:HD13	45:CO:3:ILE:H	1.73	0.53
34:DD:170:VAL:HG22	34:DD:171:GLY:H	1.73	0.53
41:DK:65:ALA:HB1	41:DK:98:LEU:HD21	1.90	0.53
46:DP:58:TYR:O	46:DP:61:SER:OG	2.11	0.53
1:AA:100:G:OP2	1:AA:100:G:H4'	2.08	0.53
1:AA:1113:U:H2'	1:AA:1114:G:H8	1.74	0.53

Continued on next page...

Continued from previous page...

Atom-1	Atom-2	Interatomic distance (Å)	Clash overlap (Å)
1:AA:1547:C:H2'	1:AA:1548:C:H6	1.72	0.53
1:AA:2263:C:H2'	1:AA:2264:C:H6	1.74	0.53
1:AA:2376:A:H8	1:AA:2376:A:OP1	1.92	0.53
2:AB:63:G:C6	2:AB:64:C:C4	2.97	0.53
26:A4:26:SER:OG	26:A4:27:THR:N	2.41	0.53
1:BA:1268:A:H2'	1:BA:1269:A:O4'	2.08	0.53
1:BA:1430:C:H2'	1:BA:1431:U:C6	2.42	0.53
1:BA:2637:U:H5''	4:BE:82:ARG:HH21	1.73	0.53
1:BA:2833:G:H3'	1:BA:2834:G:H5''	1.90	0.53
4:BE:47:VAL:HG23	4:BE:84:PHE:O	2.09	0.53
13:BR:33:ARG:NH1	13:BR:115:GLU:OE2	2.32	0.53
31:CA:3:G:H2'	31:CA:3:G:N3	2.23	0.53
31:CA:391:G:OP1	46:CP:28:ARG:NH2	2.40	0.53
31:CA:1323:G:H2'	31:CA:1324:A:O4'	2.09	0.53
47:CQ:59:ILE:HG22	47:CQ:73:VAL:HA	1.90	0.53
48:CR:45:SER:OG	48:CR:47:THR:HG22	2.08	0.53
31:DA:858:G:O6	31:DA:869:G:H3'	2.08	0.53
31:DA:1011:G:H1	31:DA:1018:C:H42	1.56	0.53
43:DM:60:VAL:HA	43:DM:64:TRP:CZ3	2.42	0.53
1:AA:77:C:OP1	24:A2:59:ARG:HD3	2.07	0.53
1:AA:637:A:H4'	1:AA:638:G:O5'	2.09	0.53
1:AA:1337:G:H2'	1:AA:1338:G:H8	1.73	0.53
1:AA:2111:C:H42	1:AA:2147:G:H22	1.57	0.53
1:AA:2113:U:H2'	1:AA:2114:A:O4'	2.08	0.53
1:AA:2134:A:N3	1:AA:2159:G:O2'	2.32	0.53
10:AO:98:VAL:HG11	10:AO:114:ILE:HG23	1.91	0.53
20:AY:30:VAL:HG22	20:AY:37:VAL:HG12	1.91	0.53
1:BA:760:G:H2'	1:BA:761:A:O4'	2.08	0.53
1:BA:1913:A:C2'	52:BA:3001:T8B:O2	2.56	0.53
13:BR:83:ILE:O	13:BR:86:ARG:HG2	2.07	0.53
48:CR:71:LYS:O	48:CR:75:ILE:HG13	2.09	0.53
31:DA:1316:G:H4'	44:DN:18:VAL:HG13	1.89	0.53
32:DB:69:LEU:HB3	32:DB:162:ILE:HG22	1.91	0.53
40:DJ:5:ARG:N	40:DJ:73:ASP:OD1	2.42	0.53
1:AA:652(D):C:H2'	1:AA:652(E):G:O4'	2.07	0.53
1:AA:699:A:H2'	1:AA:700:G:O4'	2.08	0.53
1:AA:2881:C:H2'	1:AA:2882:A:O4'	2.09	0.53
6:AG:76:SER:HA	6:AG:83:ARG:HA	1.91	0.53
28:A6:16:CYS:HB2	28:A6:18:ARG:NH1	2.24	0.53
1:BA:84:A:H61	1:BA:102:G:H1'	1.74	0.53
1:BA:1106:A:H4'	1:BA:1107:G:OP2	2.09	0.53

Continued on next page...

Continued from previous page...

Atom-1	Atom-2	Interatomic distance (Å)	Clash overlap (Å)
1:BA:1877:A:H5'	1:BA:1878:G:OP2	2.09	0.53
1:BA:2009:G:OP1	18:BW:41:LYS:HE2	2.07	0.53
1:BA:2126:A:H2	1:BA:2127:G:N3	2.06	0.53
1:BA:2712:U:H1'	1:BA:2712(A):A:C8	2.44	0.53
22:B0:43:THR:OG1	22:B0:46:LYS:HG3	2.09	0.53
22:B0:55:ARG:HB2	22:B0:55:ARG:HH11	1.74	0.53
31:CA:158:G:N2	31:CA:163:C:O2	2.39	0.53
31:CA:186:C:H2'	31:CA:187:C:C6	2.44	0.53
31:CA:662:G:O2'	31:CA:836:G:OP1	2.26	0.53
31:CA:1025:U:C2	31:CA:1036:G:O6	2.61	0.53
31:CA:1032:G:H2'	31:CA:1033:G:C8	2.44	0.53
31:CA:1115:C:H1'	44:CN:61:TRP:O	2.09	0.53
31:CA:1129:C:N4	31:CA:1134:G:N7	2.56	0.53
31:DA:781:A:C8	31:DA:782:A:C8	2.97	0.53
35:DE:135:THR:O	35:DE:138:ALA:HB3	2.09	0.53
37:DG:48:LYS:O	37:DG:52:GLU:HG2	2.09	0.53
51:DU:12:LYS:HE2	51:DU:21:TYR:HB2	1.90	0.53
1:AA:686:G:H8	29:A7:7:PRO:HA	1.74	0.53
1:AA:715:G:C2	45:DO:56:LEU:HD21	2.43	0.53
7:AH:22:GLY:HA2	7:AH:37:VAL:O	2.08	0.53
7:AH:164:TYR:HB2	7:AH:167:GLU:HB2	1.89	0.53
23:A1:67:ILE:N	23:A1:68:PRO:HD2	2.23	0.53
1:BA:1815:A:OP2	3:BD:54:ARG:NH2	2.42	0.53
1:BA:2016:U:H1'	27:B5:6:VAL:HG13	1.90	0.53
5:BF:158:THR:OG1	5:BF:159:GLY:N	2.41	0.53
6:BG:109:VAL:C	6:BG:112:PRO:HD2	2.29	0.53
10:BO:2:ILE:HB	10:BO:33:ALA:HB3	1.90	0.53
28:B6:14:THR:OG1	28:B6:48:VAL:O	2.27	0.53
31:CA:141:A:H1'	31:CA:182:U:O2	2.08	0.53
31:CA:194:C:H2'	31:CA:195:A:H5''	1.91	0.53
31:CA:564:C:O2'	38:CH:91:ARG:NH2	2.41	0.53
31:CA:657:G:C2	31:CA:658:G:C8	2.96	0.53
31:CA:859:A:H2	38:CH:19:VAL:HG11	1.73	0.53
31:CA:983:A:H5'	31:CA:984:C:OP2	2.08	0.53
31:DA:539:A:H2'	31:DA:540:G:C8	2.43	0.53
31:DA:673:G:O3'	36:DF:87:ARG:NH2	2.42	0.53
31:DA:696:A:N1	31:DA:797:C:O2'	2.33	0.53
31:DA:708:C:OP1	41:DK:85:ARG:NH2	2.39	0.53
31:DA:724:G:H2'	31:DA:725:G:H8	1.73	0.53
31:DA:1151:A:O2'	31:DA:1152:A:H8	1.91	0.53
34:DD:200:GLU:O	34:DD:204:ILE:HG12	2.09	0.53

Continued on next page...

Continued from previous page...

Atom-1	Atom-2	Interatomic distance (Å)	Clash overlap (Å)
38:DH:112:LEU:HB3	38:DH:133:LEU:HA	1.90	0.53
39:DI:71:SER:HA	39:DI:74:ILE:HD12	1.91	0.53
41:DK:52:GLY:H	41:DK:55:LYS:HE2	1.72	0.53
1:AA:184:C:H2'	1:AA:185:U:C6	2.43	0.53
1:AA:1109:C:H5'	1:AA:1110:G:OP2	2.09	0.53
1:AA:1486:A:H2'	1:AA:1487:G:H8	1.74	0.53
1:AA:1837:C:OP1	31:DA:784:C:H4'	2.09	0.53
1:AA:2286:A:H4'	1:AA:2287:A:O4'	2.08	0.53
1:AA:2641:G:P	9:AN:74:ARG:HH21	2.31	0.53
5:AF:135:LYS:O	5:AF:138:GLU:HB2	2.09	0.53
6:AG:125:PHE:CE1	6:AG:170:ARG:HG2	2.43	0.53
12:AQ:32:TYR:HB2	12:AQ:106:VAL:HG23	1.90	0.53
1:BA:184:C:H2'	1:BA:185:U:H6	1.72	0.53
1:BA:336:C:HO2'	20:BY:35:TYR:HH	1.45	0.53
1:BA:372:G:OP2	23:B1:69:LYS:NZ	2.39	0.53
1:BA:883:G:H1	1:BA:893:C:H42	1.57	0.53
3:BD:146:GLU:HB2	3:BD:189:CYS:HB3	1.90	0.53
4:BE:203:LYS:CB	4:BE:204:ALA:HA	2.39	0.53
8:BI:106:GLY:HA2	8:BI:107:VAL:HB	1.91	0.53
15:BT:90:GLN:OE1	15:BT:121:ILE:HD11	2.08	0.53
20:BY:76:CYS:CB	20:BY:99:CYS:HG	2.22	0.53
31:CA:110:C:O2'	46:CP:25:ARG:O	2.23	0.53
31:CA:132:C:H2'	31:CA:133:U:C6	2.44	0.53
31:CA:1092:A:H2'	31:CA:1093:A:C8	2.44	0.53
38:CH:21:LYS:O	38:CH:65:TYR:OH	2.16	0.53
46:CP:21:VAL:HG13	46:CP:33:ILE:HB	1.89	0.53
31:DA:36:C:OP1	42:DL:123:LYS:NZ	2.42	0.53
31:DA:186:C:H2'	31:DA:187:C:C6	2.43	0.53
31:DA:736:C:H2'	31:DA:737:A:C8	2.44	0.53
32:DB:97:TRP:CH2	32:DB:173:ALA:HA	2.44	0.53
42:DL:27:LEU:C	42:DL:29:GLY:H	2.12	0.53
42:DL:66:VAL:HG11	42:DL:98:TYR:HE1	1.73	0.53
48:DR:70:ILE:HG22	48:DR:74:ARG:HD2	1.90	0.53
50:DT:10:LEU:HD23	50:DT:12:ALA:H	1.74	0.53
1:AA:1045:A:H1'	1:AA:1047:G:C2	2.43	0.53
1:AA:1826:G:H4'	3:AD:242:ARG:CZ	2.39	0.53
4:AE:75:VAL:HG13	4:AE:77:ILE:H	1.74	0.53
8:AI:61:ARG:HB3	8:AI:133:HIS:CD2	2.43	0.53
1:BA:251:A:C5	1:BA:252:G:H1'	2.43	0.53
1:BA:334:C:P	1:BA:335:C:H41	2.32	0.53
1:BA:511:U:C5	1:BA:512:G:C5	2.97	0.53

Continued on next page...

Continued from previous page...

Atom-1	Atom-2	Interatomic distance (Å)	Clash overlap (Å)
1:BA:615:G:OP1	5:BF:40:GLN:NE2	2.37	0.53
1:BA:1020:A:N1	1:BA:1141:U:O2'	2.38	0.53
1:BA:2023:G:H5'	1:BA:2617:C:H4'	1.91	0.53
21:BZ:63:ASP:OD1	21:BZ:65:GLN:HB2	2.09	0.53
31:CA:616:G:C2	31:CA:617:G:C8	2.97	0.53
31:CA:1322:C:OP1	31:CA:1322:C:H6	1.92	0.53
32:CB:24:TRP:CD2	32:CB:26:PRO:HD3	2.44	0.53
31:DA:110:C:H2'	31:DA:111:G:O4'	2.08	0.53
31:DA:573:A:N3	31:DA:883:C:O2'	2.40	0.53
31:DA:827:U:H5''	31:DA:828:A:OP2	2.09	0.53
31:DA:828:A:N6	31:DA:858:G:O2'	2.41	0.53
32:DB:100:GLY:O	32:DB:104:ASN:N	2.41	0.53
32:DB:149:LEU:HD22	32:DB:152:PHE:HB3	1.91	0.53
33:DC:19:GLU:O	33:DC:40:ARG:NH2	2.28	0.53
51:DU:6:ARG:O	51:DU:8:THR:N	2.38	0.53
1:AA:1359:A:H2'	1:AA:1360:A:H5'	1.90	0.53
1:AA:2593:U:H2'	1:AA:2594:C:C6	2.43	0.53
15:AT:94:ALA:HB1	15:AT:99:LEU:HD21	1.91	0.53
24:A2:4:SER:HA	24:A2:7:ARG:NH1	2.24	0.53
1:BA:1262:A:N3	27:B5:10:LYS:HE3	2.24	0.53
1:BA:1278:A:OP1	13:BR:36:THR:HG23	2.09	0.53
7:BH:154:PRO:HB3	7:BH:163:TYR:CE2	2.43	0.53
13:BR:59:ASP:N	13:BR:59:ASP:OD2	2.40	0.53
19:BX:92:LEU:C	19:BX:94:GLY:H	2.13	0.53
31:CA:15:G:H4'	35:CE:24:ARG:NH1	2.23	0.53
31:CA:184:G:H2'	31:CA:185:A:H8	1.74	0.53
31:CA:583:A:H2'	31:CA:584:G:O4'	2.08	0.53
31:CA:1124:G:H1	31:CA:1149:C:H42	1.56	0.53
31:CA:1288:A:O3'	51:CU:10:ARG:NH2	2.42	0.53
42:CL:49:ASN:ND2	42:CL:92:ASP:OD1	2.42	0.53
31:DA:297:G:N2	31:DA:300:A:OP2	2.42	0.53
31:DA:1005:A:O3'	31:DA:1037:C:O2'	2.26	0.53
31:DA:1390:U:H2'	31:DA:1391:U:C6	2.44	0.53
36:DF:82:ARG:HB3	36:DF:85:VAL:HG23	1.91	0.53
44:DN:23:ARG:HG3	44:DN:24:CYS:N	2.15	0.53
47:DQ:58:GLU:HG3	47:DQ:77:VAL:HG21	1.91	0.53
1:AA:631:A:H2'	1:AA:632:A:O4'	2.09	0.52
1:AA:1331:A:O2'	1:AA:1332:G:H8	1.91	0.52
1:AA:2261:C:O2'	1:AA:2262:U:H5'	2.10	0.52
17:AV:24:LYS:HA	17:AV:92:THR:OG1	2.10	0.52
24:A2:31:GLU:HB3	24:A2:53:LEU:HD11	1.89	0.52

Continued on next page...

Continued from previous page...

Atom-1	Atom-2	Interatomic distance (Å)	Clash overlap (Å)
1:BA:299:A:N1	1:BA:322:A:O2'	2.38	0.52
1:BA:548:A:O2'	1:BA:549:G:OP1	2.23	0.52
1:BA:2273:A:H2'	1:BA:2274:A:C8	2.44	0.52
1:BA:2732:G:H3'	1:BA:2733:A:O4'	2.09	0.52
31:CA:250:A:H4'	31:CA:251:G:O5'	2.08	0.52
47:CQ:50:LYS:HE3	47:CQ:51:TYR:CE1	2.44	0.52
31:DA:936:C:H2'	31:DA:937:A:O4'	2.08	0.52
31:DA:1001:A:H2'	31:DA:1001(A):G:H8	1.74	0.52
31:DA:1246:C:H2'	31:DA:1247:U:H6	1.74	0.52
31:DA:1260:C:O5'	31:DA:1284:C:H4'	2.09	0.52
32:DB:34:ALA:O	32:DB:41:ILE:N	2.33	0.52
39:DI:89:ASN:O	39:DI:92:TYR:N	2.40	0.52
1:AA:102:G:HO2'	1:AA:103:A:P	2.27	0.52
1:AA:1410:G:H2'	1:AA:1411:C:C6	2.44	0.52
1:AA:1963:U:H4'	1:AA:1964:G:OP1	2.09	0.52
1:AA:2875:C:O2'	15:AT:2:ASN:OD1	2.25	0.52
17:AV:35:LEU:HB2	17:AV:57:VAL:CG2	2.40	0.52
1:BA:350:U:H2'	1:BA:351:G:O4'	2.09	0.52
1:BA:548:A:H61	17:BV:19:LYS:H	1.57	0.52
1:BA:587:C:O2	11:BP:33:ARG:NH2	2.41	0.52
1:BA:1009:A:OP1	9:BN:37:LYS:NZ	2.35	0.52
2:BB:24:G:N7	2:BB:56:G:H2'	2.24	0.52
4:BE:201:THR:OG1	4:BE:202:LYS:N	2.41	0.52
6:BG:50:ALA:C	6:BG:52:ILE:H	2.12	0.52
10:BO:102:VAL:HB	10:BO:106:LEU:HD12	1.91	0.52
24:B2:22:GLU:OE2	24:B2:68:ARG:NH2	2.39	0.52
31:CA:119:A:H4'	31:CA:120:A:O5'	2.09	0.52
31:CA:160:A:H3'	31:CA:161:A:H8	1.73	0.52
31:CA:266:G:H5'	31:CA:267:C:H5	1.74	0.52
31:CA:1025:U:HO2'	31:CA:1026:G:H8	1.54	0.52
31:CA:1274:G:H2'	31:CA:1275:A:H8	1.74	0.52
31:CA:1392:G:N2	31:CA:1502:A:H8	2.06	0.52
36:CF:68:PRO:HG2	36:CF:71:ARG:HD3	1.91	0.52
36:CF:69:GLU:O	36:CF:72:VAL:HG13	2.09	0.52
40:CJ:50:ILE:HB	44:CN:41:ARG:HE	1.74	0.52
47:CQ:13:ASP:O	47:CQ:15:MET:N	2.42	0.52
31:DA:108:G:C6	50:DT:15:ARG:HG3	2.44	0.52
31:DA:473:G:O2'	31:DA:474:G:H5'	2.10	0.52
31:DA:1135:U:H2'	31:DA:1137:C:O2	2.09	0.52
31:DA:1162:C:H2'	31:DA:1163:C:H6	1.74	0.52
40:DJ:38:ILE:HG12	40:DJ:71:LEU:O	2.08	0.52

Continued on next page...

Continued from previous page...

Atom-1	Atom-2	Interatomic distance (Å)	Clash overlap (Å)
42:DL:24:VAL:HG13	42:DL:98:TYR:CE2	2.44	0.52
45:DO:40:SER:O	45:DO:44:LYS:HG3	2.09	0.52
1:AA:17:G:H2'	1:AA:18:C:H6	1.73	0.52
1:AA:1517:G:C6	1:AA:1518:U:C4	2.97	0.52
1:AA:2136:C:N4	1:AA:2156:G:C2	2.77	0.52
1:AA:2494:G:C5	1:AA:2495:G:N7	2.78	0.52
14:AS:62:LYS:HB3	14:AS:97:ARG:HD2	1.90	0.52
17:AV:89:GLN:OE1	17:AV:90:PRO:HD2	2.09	0.52
1:BA:587:C:OP2	11:BP:21:ARG:NH2	2.42	0.52
1:BA:2689:U:H5'	1:BA:2690:C:H5'	1.91	0.52
6:BG:7:LEU:HD13	6:BG:176:LEU:HD22	1.91	0.52
7:BH:83:TYR:CE1	7:BH:138:LYS:HD2	2.44	0.52
15:BT:125:ARG:O	15:BT:127:ALA:N	2.35	0.52
22:B0:72:ARG:HB2	22:B0:75:LEU:HB2	1.91	0.52
31:CA:1310:G:H5'	43:CM:77:ASN:HD22	1.75	0.52
31:CA:1359:C:O2'	31:CA:1362:C:N4	2.42	0.52
31:DA:193:C:H2'	31:DA:194:C:H6	1.73	0.52
31:DA:456:C:N3	31:DA:476:G:C2	2.77	0.52
31:DA:603:U:H2'	31:DA:604:G:C8	2.43	0.52
31:DA:1186:G:H21	44:DN:61:TRP:C	2.13	0.52
31:DA:1423:G:H2'	31:DA:1424:C:C6	2.45	0.52
33:DC:179:ARG:HH12	33:DC:206:GLU:CD	2.11	0.52
36:DF:69:GLU:O	36:DF:72:VAL:HG13	2.10	0.52
37:DG:41:ARG:O	37:DG:45:ASP:N	2.37	0.52
1:AA:375:C:H2'	1:AA:376:C:H6	1.73	0.52
1:AA:1265:A:C8	1:AA:1267:U:C2	2.97	0.52
1:AA:2178:C:H2'	1:AA:2179:C:O4'	2.09	0.52
1:AA:2319:G:N1	14:AS:3:ARG:HA	2.25	0.52
1:AA:2364:C:H2'	1:AA:2365:G:O4'	2.10	0.52
1:AA:2880:C:O3'	13:AR:90:ARG:NH1	2.43	0.52
9:AN:97:ARG:O	9:AN:100:GLU:N	2.43	0.52
21:AZ:144:LEU:HD21	21:AZ:150:LEU:HG	1.91	0.52
1:BA:86:C:H4'	1:BA:104:U:H1'	1.91	0.52
1:BA:657:U:H2'	1:BA:658:C:C6	2.44	0.52
1:BA:1110:G:H8	1:BA:1110:G:OP2	1.93	0.52
1:BA:1578:U:C2'	1:BA:1579:A:H5'	2.40	0.52
1:BA:2130:U:O2'	1:BA:2133:G:O2'	2.10	0.52
1:BA:2134:A:H1'	1:BA:2159:G:H1'	1.90	0.52
1:BA:2206:G:H3'	1:BA:2207:G:C8	2.45	0.52
5:BF:176:LEU:HD21	5:BF:180:GLY:O	2.08	0.52
6:BG:13:GLU:O	6:BG:14:GLU:HB2	2.08	0.52

Continued on next page...

Continued from previous page...

Atom-1	Atom-2	Interatomic distance (Å)	Clash overlap (Å)
9:BN:75:TYR:HA	9:BN:81:GLY:O	2.09	0.52
21:BZ:65:GLN:OE1	21:BZ:67:LEU:HD21	2.10	0.52
31:CA:17:U:H2'	31:CA:18:C:C6	2.44	0.52
31:CA:725:G:H2'	31:CA:726:C:H6	1.74	0.52
31:CA:872:A:C8	31:CA:874:G:C8	2.98	0.52
31:CA:1037:C:O5'	31:CA:1037:C:H6	1.92	0.52
32:CB:91:PRO:HD3	32:CB:154:LEU:HD22	1.90	0.52
45:CO:3:ILE:HA	45:CO:7:GLU:OE2	2.10	0.52
31:DA:575:G:OP1	31:DA:575:G:H4'	2.09	0.52
31:DA:662:G:H2'	31:DA:663:A:C8	2.44	0.52
31:DA:1129:C:N4	31:DA:1134:G:N7	2.57	0.52
31:DA:1132:C:H2'	31:DA:1133:G:C8	2.44	0.52
36:DF:22:GLU:OE1	36:DF:84:ASN:HB2	2.08	0.52
39:DI:26:VAL:O	39:DI:33:PHE:N	2.42	0.52
1:AA:139(A):G:O2'	1:AA:140:G:H5'	2.09	0.52
1:AA:271(I):G:H1	1:AA:271(O):C:H42	1.56	0.52
1:AA:673:C:H5''	5:AF:81:PRO:HD2	1.90	0.52
1:AA:1022:G:N2	1:AA:1142(A):A:C2	2.71	0.52
1:AA:1899:G:N3	1:AA:1899:G:H2'	2.24	0.52
1:AA:2543:G:HO2'	1:AA:2645:G:HO2'	1.57	0.52
4:AE:47:VAL:HG12	4:AE:49:LEU:HD13	1.92	0.52
13:AR:103:ARG:HD3	18:AW:40:ASN:ND2	2.25	0.52
27:A5:51:TYR:CE1	27:A5:56:LYS:HG2	2.44	0.52
1:BA:579:G:H2'	1:BA:580:C:C6	2.45	0.52
1:BA:652(S):C:H5'	1:BA:652(T):C:OP2	2.08	0.52
1:BA:829:A:N7	1:BA:2248:C:H5'	2.24	0.52
1:BA:1257:C:H4'	5:BF:83:PHE:CE2	2.45	0.52
10:BO:107:ARG:NE	15:BT:36:GLU:HG2	2.24	0.52
31:CA:402:G:C6	31:CA:403:C:C4	2.98	0.52
31:CA:445:G:H2'	31:CA:446:G:C8	2.45	0.52
31:CA:491:G:H2'	31:CA:492:G:C8	2.45	0.52
32:CB:81:VAL:HG22	32:CB:215:LEU:HD11	1.91	0.52
34:CD:28:SER:C	34:CD:30:LYS:H	2.13	0.52
31:DA:1097:C:H1'	31:DA:1169:A:H2	1.75	0.52
41:DK:22:HIS:O	41:DK:29:ILE:N	2.31	0.52
1:AA:93:G:H2'	1:AA:94:C:C6	2.44	0.52
1:AA:807:U:C2	1:AA:808:G:C8	2.97	0.52
1:AA:2133:G:N2	1:AA:2157:G:H2'	2.24	0.52
1:AA:2489:G:O2'	1:AA:2490:G:H5'	2.10	0.52
1:AA:2641:G:OP2	9:AN:74:ARG:NH2	2.39	0.52
1:BA:1366:A:OP1	23:B1:3:LYS:NZ	2.42	0.52

Continued on next page...

Continued from previous page...

Atom-1	Atom-2	Interatomic distance (Å)	Clash overlap (Å)
1:BA:1667:G:N2	1:BA:1992:G:OP2	2.35	0.52
1:BA:1919:A:O3'	31:CA:1517:G:H1'	2.09	0.52
1:BA:2138:C:N4	1:BA:2153:G:H1	2.07	0.52
1:BA:2789:C:HO2'	1:BA:2790:A:HO2'	1.56	0.52
5:BF:107:LYS:HE3	5:BF:206:ILE:HA	1.91	0.52
19:BX:34:ALA:O	19:BX:77:LYS:NZ	2.41	0.52
31:CA:113:G:H2'	31:CA:114:U:C6	2.45	0.52
31:CA:599:C:H4'	38:CH:130:GLY:C	2.30	0.52
31:CA:769:G:H4'	31:CA:1513:A:H4'	1.91	0.52
31:CA:1298:C:H4'	31:CA:1299:A:O4'	2.08	0.52
36:DF:10:LEU:HD23	36:DF:61:LEU:HD13	1.90	0.52
44:DN:24:CYS:SG	44:DN:40:CYS:HB3	2.50	0.52
1:AA:637:A:OP1	11:AP:133:SER:OG	2.28	0.52
1:AA:1471:A:OP2	1:AA:1519:G:N1	2.33	0.52
1:AA:2126:A:H1'	1:AA:2127:G:OP2	2.10	0.52
1:AA:2405:G:HO2'	1:AA:2406:U:P	2.33	0.52
1:AA:2468:G:C2	1:AA:2481:G:N3	2.77	0.52
1:AA:2778:A:O2'	1:AA:2781:A:H5'	2.10	0.52
6:AG:114:ILE:HB	6:AG:117:PHE:HB2	1.91	0.52
1:BA:1799:G:O2'	1:BA:1800:C:OP2	2.23	0.52
1:BA:1833:U:H2'	1:BA:1834:U:C6	2.45	0.52
31:CA:266:G:H5''	31:CA:267:C:C5	2.44	0.52
31:CA:491:G:H2'	31:CA:492:G:H8	1.74	0.52
32:CB:134:GLU:O	32:CB:137:ARG:NH2	2.42	0.52
31:DA:1076:C:C2	31:DA:1082:G:N2	2.78	0.52
36:DF:11:ASN:O	36:DF:14:LEU:HB2	2.10	0.52
45:DO:82:ILE:HB	45:DO:87:ILE:HG22	1.91	0.52
1:AA:27:G:O2'	1:AA:28:A:OP2	2.28	0.52
1:AA:271(H):G:HO2'	1:AA:271(I):G:H8	1.58	0.52
1:AA:298:G:H5''	1:AA:299:A:OP1	2.09	0.52
1:AA:1027:A:C2	1:AA:2488:A:H5'	2.45	0.52
1:AA:1047:G:C2'	1:AA:1110:G:H22	2.21	0.52
1:AA:1187:G:H8	1:AA:1187:G:O5'	1.93	0.52
1:AA:1948:G:H1'	31:DA:1483:A:H1'	1.90	0.52
1:AA:2543:G:H2'	1:AA:2544:G:C8	2.45	0.52
1:AA:2575:C:H2'	1:AA:2578:G:O6	2.09	0.52
1:BA:1651:G:N7	13:BR:11:ASN:ND2	2.58	0.52
11:BP:59:LEU:HG	30:B8:58:ILE:HD13	1.92	0.52
12:BQ:31:ASP:HA	12:BQ:134:ARG:HG3	1.91	0.52
31:CA:96:U:O2'	31:CA:97:G:P	2.68	0.52
31:CA:333:G:H4'	50:CT:16:HIS:CE1	2.44	0.52

Continued on next page...

Continued from previous page...

Atom-1	Atom-2	Interatomic distance (Å)	Clash overlap (Å)
32:CB:15:VAL:H	32:CB:16:HIS:CE1	2.28	0.52
32:CB:97:TRP:CH2	32:CB:173:ALA:HA	2.45	0.52
34:CD:10:ARG:HG3	34:CD:11:LEU:HD23	1.91	0.52
34:CD:60:GLU:OE1	34:CD:199:ASN:N	2.36	0.52
43:CM:91:ARG:NE	43:CM:97:PRO:O	2.39	0.52
31:DA:675:A:H2'	31:DA:676:A:C8	2.45	0.52
31:DA:729:A:H2'	31:DA:730:G:H8	1.75	0.52
36:DF:2:ARG:CZ	36:DF:69:GLU:HG2	2.39	0.52
1:AA:1003:G:N2	1:AA:1153:C:C2	2.78	0.52
1:AA:1364:G:C8	23:A1:3:LYS:HD3	2.45	0.52
1:AA:1592:C:H2'	1:AA:1593:G:H8	1.75	0.52
2:AB:111:G:H2'	2:AB:112:U:C6	2.45	0.52
7:AH:98:LEU:HD12	7:AH:102:ALA:O	2.08	0.52
8:AI:77:LEU:HD12	8:AI:142:VAL:HG12	1.92	0.52
14:AS:25:ARG:NH1	14:AS:42:ASP:OD2	2.43	0.52
14:AS:85:VAL:O	14:AS:112:PHE:HB3	2.10	0.52
24:A2:22:GLU:OE2	24:A2:68:ARG:NH2	2.40	0.52
1:BA:764:A:H5'	3:BD:210:GLY:HA2	1.91	0.52
1:BA:2007:C:H5'	1:BA:2824:C:H1'	1.92	0.52
1:BA:2790:A:N3	1:BA:2790:A:H2'	2.24	0.52
8:BI:38:LEU:HB3	8:BI:40:THR:HG23	1.92	0.52
9:BN:47:ALA:HB2	9:BN:112:LEU:CD1	2.39	0.52
9:BN:128:HIS:O	9:BN:131:GLN:NE2	2.43	0.52
12:BQ:47:ILE:HD11	12:BQ:68:ILE:HD12	1.92	0.52
15:BT:125:ARG:C	15:BT:127:ALA:H	2.11	0.52
17:BV:5:VAL:HG11	17:BV:57:VAL:HG21	1.92	0.52
31:CA:21:G:H2'	31:CA:22:G:C8	2.45	0.52
31:CA:269:C:H2'	31:CA:270:A:H8	1.74	0.52
31:CA:436:C:H2'	31:CA:436:C:OP2	2.09	0.52
31:CA:538:G:OP2	42:CL:115:LYS:HB2	2.10	0.52
31:CA:1442:G:H1	31:CA:1461:G:H21	1.56	0.52
31:DA:130:A:N3	31:DA:263:A:O2'	2.34	0.52
31:DA:1143:G:H2'	31:DA:1144:G:H8	1.73	0.52
31:DA:1165:C:H2'	31:DA:1166:G:H8	1.75	0.52
31:DA:1504:G:H4'	31:DA:1505:G:O5'	2.09	0.52
37:DG:105:VAL:HG12	37:DG:109:ASN:ND2	2.24	0.52
1:AA:753:C:H2'	1:AA:754:C:H6	1.74	0.52
1:AA:2122:U:H2'	1:AA:2123:G:C8	2.44	0.52
1:AA:2252:G:H2'	1:AA:2253:G:O4'	2.09	0.52
1:AA:2298:A:H2'	1:AA:2299:G:O4'	2.10	0.52
1:AA:2391:G:O6	1:AA:2425:A:H8	1.93	0.52

Continued on next page...

Continued from previous page...

Atom-1	Atom-2	Interatomic distance (Å)	Clash overlap (Å)
1:AA:2473:U:H2'	1:AA:2473:U:O2	2.10	0.52
8:AI:124:GLY:H	8:AI:144:VAL:HG13	1.75	0.52
8:AI:132:PRO:HD3	8:AI:138:ILE:HD12	1.92	0.52
9:AN:18:ALA:HB1	9:AN:60:ILE:HD12	1.91	0.52
26:A4:15:ILE:HG13	26:A4:21:VAL:HG13	1.92	0.52
1:BA:9:U:O2'	1:BA:10:G:OP1	2.24	0.52
1:BA:2464:C:O2'	1:BA:2465:C:OP2	2.21	0.52
2:BB:52:A:HO2'	2:BB:53:A:H2	1.56	0.52
14:BS:78:LEU:HA	14:BS:82:ILE:O	2.10	0.52
28:B6:15:GLU:HG3	28:B6:47:THR:HG23	1.91	0.52
31:CA:500:G:N2	31:CA:546:G:H1'	2.25	0.52
33:CC:47:LEU:HD11	33:CC:68:VAL:HG11	1.92	0.52
31:DA:600:C:H2'	31:DA:601:C:H6	1.73	0.52
31:DA:1184:G:H8	31:DA:1184:G:OP1	1.92	0.52
34:DD:36:ARG:HG2	34:DD:36:ARG:HH11	1.74	0.52
46:DP:49:LEU:HD21	46:DP:77:ALA:HB2	1.90	0.52
1:AA:1201:C:H2'	1:AA:1202:C:C6	2.45	0.51
1:AA:1329:U:H5''	1:AA:1330:C:H5	1.75	0.51
1:AA:1826:G:H2'	1:AA:1827:C:C6	2.44	0.51
1:AA:2831:G:O2'	1:AA:2883:A:H2'	2.10	0.51
3:AD:71:ASP:CB	3:AD:103:ARG:HH22	2.22	0.51
4:AE:7:VAL:HG13	4:AE:27:LEU:HB3	1.92	0.51
7:AH:64:LEU:O	7:AH:67:LEU:HB3	2.10	0.51
8:AI:101:LEU:O	8:AI:107:VAL:HB	2.10	0.51
13:AR:85:PRO:C	13:AR:87:TYR:H	2.12	0.51
1:BA:55:G:O2'	1:BA:127:A:N1	2.36	0.51
1:BA:762:U:H4'	1:BA:763:G:O5'	2.10	0.51
1:BA:1113:U:H2'	1:BA:1114:G:C8	2.45	0.51
1:BA:1174:A:N3	1:BA:1175:U:H5''	2.25	0.51
5:BF:32:LEU:HD11	5:BF:105:VAL:HG13	1.92	0.51
11:BP:98:GLU:OE2	11:BP:99:LEU:HD23	2.10	0.51
16:BU:114:LYS:O	16:BU:117:GLN:HB2	2.11	0.51
31:CA:667:G:H4'	45:CO:51:HIS:CE1	2.45	0.51
31:CA:1051:C:H2'	31:CA:1052:U:C6	2.44	0.51
31:CA:1250:A:C2	31:CA:1370:G:H1'	2.45	0.51
31:CA:1315:U:O2'	31:CA:1360:A:N3	2.36	0.51
31:CA:1346:A:H5''	39:CI:120:ARG:HH12	1.75	0.51
41:CK:48:ILE:HG21	41:CK:63:LEU:HD22	1.92	0.51
46:CP:28:ARG:HH11	46:CP:28:ARG:HG2	1.74	0.51
31:DA:308:C:H2'	31:DA:309:G:C8	2.42	0.51
31:DA:513:C:H2'	31:DA:514:C:H6	1.75	0.51

Continued on next page...

Continued from previous page...

Atom-1	Atom-2	Interatomic distance (Å)	Clash overlap (Å)
31:DA:1143:G:H2'	31:DA:1144:G:C8	2.45	0.51
31:DA:1207:G:H2'	31:DA:1208:C:C6	2.45	0.51
33:DC:9:GLY:HA2	33:DC:12:LEU:HG	1.92	0.51
43:DM:108:ARG:O	43:DM:112:GLY:N	2.41	0.51
1:AA:528:A:C2	1:AA:2042:A:H2'	2.44	0.51
1:AA:1028:A:N3	1:AA:2486:G:O2'	2.35	0.51
1:AA:1364:G:OP1	23:A1:2:SER:HA	2.11	0.51
1:AA:1839:G:N7	1:AA:1927:A:H1'	2.25	0.51
1:AA:2582:G:C2	1:AA:2583:G:C8	2.98	0.51
1:AA:2745:C:C4	1:AA:2746:U:C4	2.98	0.51
2:AB:24:G:N3	2:AB:27:C:N4	2.53	0.51
10:AO:75:SER:OG	10:AO:76:ALA:N	2.41	0.51
11:AP:86:LYS:HG2	11:AP:117:GLU:O	2.11	0.51
24:A2:28:LYS:HB3	24:A2:57:ILE:HG12	1.93	0.51
28:A6:14:THR:OG1	28:A6:48:VAL:O	2.29	0.51
1:BA:652(Q):G:O6	1:BA:652(R):C:N4	2.44	0.51
7:BH:106:THR:O	7:BH:106:THR:OG1	2.23	0.51
15:BT:5:ALA:O	15:BT:9:LEU:N	2.39	0.51
31:CA:721:G:H4'	31:CA:722:A:O4'	2.10	0.51
32:CB:210:SER:O	32:CB:214:ILE:HG12	2.09	0.51
37:CG:100:ALA:O	37:CG:104:LEU:HB2	2.09	0.51
41:CK:27:ASN:OD1	41:CK:28:THR:N	2.34	0.51
31:DA:616:G:C2	31:DA:617:G:C8	2.99	0.51
31:DA:1142:G:H3'	31:DA:1143:G:H8	1.74	0.51
34:DD:61:LYS:HD3	34:DD:206:PHE:CD2	2.46	0.51
1:AA:102:G:OP1	24:A2:7:ARG:NH2	2.43	0.51
1:AA:186:G:H2'	1:AA:187:G:C8	2.44	0.51
1:AA:315:G:H2'	1:AA:316:C:C6	2.45	0.51
1:AA:814:C:O2'	1:AA:815:C:H5'	2.11	0.51
1:AA:819:A:C4	1:AA:1189:A:C2	2.98	0.51
1:AA:2489:G:C2'	1:AA:2490:G:H5'	2.40	0.51
2:AB:11:C:OP2	2:AB:12:C:H5	1.92	0.51
7:AH:96:ALA:O	7:AH:125:VAL:HG11	2.10	0.51
11:AP:112:LEU:HD22	11:AP:113:LYS:N	2.26	0.51
14:AS:67:ARG:O	14:AS:71:ARG:HG3	2.10	0.51
1:BA:1131:G:OP2	1:BA:2515:C:H4'	2.10	0.51
1:BA:2267:A:H5''	1:BA:2268:A:H5'	1.91	0.51
2:BB:8:U:O3'	14:BS:25:ARG:NH2	2.43	0.51
32:CB:167:PRO:O	32:CB:171:ALA:N	2.43	0.51
35:CE:84:PHE:CE2	35:CE:133:TYR:HD2	2.28	0.51
47:CQ:78:GLU:HG2	47:CQ:79:SER:H	1.74	0.51

Continued on next page...

Continued from previous page...

Atom-1	Atom-2	Interatomic distance (Å)	Clash overlap (Å)
31:DA:427:U:OP1	34:DD:13:ARG:NH2	2.42	0.51
31:DA:779:C:H5''	41:DK:122:LYS:HG2	1.92	0.51
31:DA:825:G:N2	38:DH:11:THR:HG21	2.25	0.51
42:DL:27:LEU:O	42:DL:29:GLY:N	2.38	0.51
1:AA:330:A:H2	1:AA:1210:A:HO2'	1.57	0.51
1:AA:548:A:O2'	1:AA:549:G:OP1	2.26	0.51
1:AA:1488:G:C6	1:AA:1489:U:N3	2.78	0.51
1:AA:1686:C:N4	1:AA:1687:G:C6	2.79	0.51
1:AA:2207:G:HO2'	1:AA:2208:A:P	2.32	0.51
2:AB:9:G:OP1	14:AS:15:ARG:HD3	2.09	0.51
11:AP:82:GLY:HA2	11:AP:113:LYS:O	2.10	0.51
12:AQ:42:ILE:HD13	12:AQ:97:VAL:HG21	1.91	0.51
25:A3:23:LEU:HD13	25:A3:50:VAL:HG11	1.92	0.51
1:BA:1109:C:H5'	1:BA:1110:G:OP2	2.11	0.51
1:BA:1173:G:O2'	1:BA:1174:A:O4'	2.27	0.51
1:BA:1547:C:H2'	1:BA:1548:C:C6	2.44	0.51
1:BA:1818:U:O4	3:BD:154:LYS:HE2	2.11	0.51
1:BA:2463:C:O2'	1:BA:2464:C:H5'	2.11	0.51
2:BB:32:C:C2	2:BB:51:G:N2	2.79	0.51
2:BB:48:A:P	14:BS:30:ARG:HH12	2.33	0.51
4:BE:14:ILE:HG13	4:BE:21:VAL:HG13	1.93	0.51
8:BI:130:TYR:HB3	8:BI:138:ILE:HB	1.92	0.51
31:CA:260:G:H2'	31:CA:261:U:C6	2.45	0.51
31:CA:872:A:C4	31:CA:874:G:N7	2.79	0.51
31:CA:920:U:H2'	31:CA:921:U:C6	2.44	0.51
31:CA:1028:C:C2	31:CA:1033:G:N2	2.78	0.51
32:CB:170:GLU:O	32:CB:174:VAL:HG23	2.10	0.51
35:CE:144:THR:O	35:CE:148:VAL:HG23	2.11	0.51
39:CI:10:ARG:HA	39:CI:104:ARG:NH1	2.26	0.51
43:CM:19:LEU:HB3	43:CM:25:ILE:HG21	1.92	0.51
31:DA:433:C:H2'	31:DA:434:U:C6	2.46	0.51
31:DA:491:G:H2'	31:DA:492:G:C8	2.45	0.51
31:DA:603:U:H2'	31:DA:604:G:H8	1.74	0.51
31:DA:620:C:H2'	31:DA:621:A:O4'	2.11	0.51
31:DA:1025:U:O2	31:DA:1036:G:O6	2.28	0.51
37:DG:88:PRO:HD2	37:DG:151:TYR:HB2	1.91	0.51
41:DK:82:VAL:HB	41:DK:108:ILE:HG12	1.92	0.51
1:AA:918:A:H5''	2:AB:98:G:O2'	2.11	0.51
1:AA:2687:U:H2'	1:AA:2688:U:O4'	2.10	0.51
2:AB:49:C:OP1	14:AS:97:ARG:N	2.42	0.51
25:A3:46:ASN:O	25:A3:50:VAL:HG22	2.11	0.51

Continued on next page...

Continued from previous page...

Atom-1	Atom-2	Interatomic distance (Å)	Clash overlap (Å)
1:BA:616:G:H5'	5:BF:205:ARG:HD2	1.92	0.51
5:BF:28:ILE:HG12	5:BF:116:ASP:HB2	1.93	0.51
20:BY:90:LEU:O	20:BY:91:GLU:HB2	2.09	0.51
31:CA:1225:A:N3	31:CA:1225:A:H2'	2.25	0.51
31:CA:1249:C:O2	39:CI:69:GLY:HA2	2.10	0.51
47:CQ:3:LYS:HD2	47:CQ:60:ILE:HD11	1.93	0.51
31:DA:96:U:O2'	31:DA:97:G:P	2.69	0.51
31:DA:1111:A:H2'	31:DA:1112:C:C6	2.46	0.51
31:DA:1123:A:H4'	40:DJ:36:GLY:HA3	1.92	0.51
31:DA:1164:G:H1	31:DA:1172:C:H42	1.59	0.51
31:DA:1284:C:H2'	31:DA:1285:A:C8	2.45	0.51
41:DK:29:ILE:HA	41:DK:44:SER:HB3	1.93	0.51
1:AA:1283:G:N2	1:AA:1286:A:OP2	2.36	0.51
1:AA:2319:G:H22	14:AS:3:ARG:NE	2.09	0.51
1:AA:2320:A:H2'	1:AA:2320:A:N3	2.24	0.51
1:AA:2331:G:O2'	22:A0:43:THR:HG22	2.10	0.51
1:AA:2586:C:O5'	1:AA:2586:C:H6	1.93	0.51
2:AB:51:G:N7	14:AS:62:LYS:NZ	2.48	0.51
3:AD:16:MET:HG2	3:AD:211:ARG:HH21	1.75	0.51
6:AG:107:LEU:HD13	6:AG:177:GLY:O	2.11	0.51
24:A2:32:LEU:HD11	24:A2:54:LYS:HG3	1.91	0.51
1:BA:218:A:C2	1:BA:235:U:H4'	2.45	0.51
1:BA:528:A:O2'	1:BA:529:A:H5'	2.11	0.51
1:BA:2086:U:H2'	1:BA:2087:G:C8	2.45	0.51
1:BA:2577:A:H5''	1:BA:2578:G:H5'	1.93	0.51
1:BA:2834:G:H5''	1:BA:2834:G:H8	1.75	0.51
3:BD:142:VAL:HG23	3:BD:193:VAL:HA	1.91	0.51
6:BG:122:PRO:HG2	6:BG:182:LYS:O	2.10	0.51
14:BS:34:HIS:O	14:BS:97:ARG:NH2	2.42	0.51
27:B5:16:ARG:NH1	27:B5:16:ARG:HG2	2.25	0.51
31:CA:444:C:H2'	31:CA:445:G:H8	1.76	0.51
31:CA:957:U:O2'	31:CA:959:A:N7	2.37	0.51
31:CA:968:A:C8	31:CA:1062:U:H4'	2.45	0.51
31:CA:1373:G:H8	31:CA:1373:G:O5'	1.94	0.51
32:CB:185:ILE:HG12	32:CB:185:ILE:O	2.10	0.51
39:CI:3:GLN:HG3	39:CI:20:ARG:HG2	1.91	0.51
41:CK:34:ASP:OD2	41:CK:38:ASN:N	2.42	0.51
46:CP:56:ALA:O	46:CP:60:LEU:HD23	2.10	0.51
47:CQ:13:ASP:C	47:CQ:15:MET:H	2.14	0.51
31:DA:1034:G:H2'	31:DA:1035:A:C8	2.45	0.51
31:DA:1292:U:O2'	31:DA:1293:G:H5'	2.09	0.51

Continued on next page...

Continued from previous page...

Atom-1	Atom-2	Interatomic distance (Å)	Clash overlap (Å)
39:DI:5:TYR:HD1	39:DI:17:VAL:O	1.93	0.51
1:AA:195:A:H61	1:AA:198:C:H3'	1.75	0.51
1:AA:833:U:O2	11:AP:55:ARG:NH2	2.44	0.51
1:AA:1012:U:C5	9:AN:28:THR:HG21	2.46	0.51
1:AA:1210:A:H5'	1:AA:1210:A:C8	2.43	0.51
1:AA:1445:A:C8	1:AA:1460:A:C5	2.99	0.51
1:AA:1636:C:H2'	1:AA:1637:A:C8	2.45	0.51
1:AA:2274:A:C5	1:AA:2276:G:C8	2.99	0.51
3:AD:132:PRO:HD3	3:AD:190:TYR:CZ	2.46	0.51
4:AE:120:TRP:CE3	4:AE:155:LYS:HD3	2.46	0.51
6:AG:44:GLY:HA2	6:AG:88:ILE:HG22	1.92	0.51
6:AG:46:ALA:HB1	6:AG:51:ARG:HA	1.92	0.51
11:AP:52:GLU:OE2	30:A8:57:ARG:NH1	2.44	0.51
1:BA:14:A:N6	1:BA:15:G:C2	2.79	0.51
1:BA:573:G:O2'	1:BA:574:C:H3'	2.11	0.51
1:BA:805:G:N2	1:BA:829:A:OP1	2.43	0.51
1:BA:2139:C:N4	1:BA:2152:G:H1	2.08	0.51
1:BA:2571:C:H5''	1:BA:2572:A:H5''	1.92	0.51
12:BQ:12:GLN:HG2	12:BQ:73:PRO:HD2	1.90	0.51
32:CB:51:LEU:O	32:CB:55:PHE:HD2	1.94	0.51
43:CM:52:GLU:HG3	43:CM:55:ARG:HH22	1.75	0.51
50:CT:26:ASN:OD1	50:CT:71:THR:HG23	2.10	0.51
31:DA:1030:C:N4	31:DA:1031:G:H1	2.04	0.51
31:DA:1059:C:H2'	31:DA:1060:C:H6	1.75	0.51
47:DQ:57:VAL:HG12	47:DQ:76:LEU:HA	1.93	0.51
1:AA:570:G:H2'	1:AA:2030:A:C5	2.46	0.51
1:AA:1530:C:HO2'	1:AA:1531:C:P	2.29	0.51
1:AA:2136:C:N4	1:AA:2155:G:N1	2.59	0.51
1:AA:2278:A:O2'	21:AZ:198:LYS:HD3	2.11	0.51
6:AG:62:LEU:O	6:AG:143:GLU:HG3	2.10	0.51
13:AR:13:HIS:HE1	13:AR:15:SER:OG	1.94	0.51
1:BA:107:C:H2'	1:BA:108:U:H6	1.76	0.51
1:BA:365:C:H2'	1:BA:366:C:O4'	2.11	0.51
1:BA:1022:G:C5	1:BA:1140:C:C4	2.99	0.51
1:BA:1753:G:H5''	15:BT:95:ARG:HE	1.76	0.51
1:BA:1913:A:H4'	1:BA:1914:C:O5'	2.11	0.51
31:CA:171:A:H2'	31:CA:172:A:H8	1.75	0.51
31:CA:1014:A:H1'	49:CS:34:TRP:HB2	1.92	0.51
37:CG:57:GLU:O	37:CG:61:VAL:HG23	2.10	0.51
46:CP:20:VAL:HG23	46:CP:35:LYS:HA	1.93	0.51
31:DA:624:C:O3'	46:DP:10:GLY:HA2	2.11	0.51

Continued on next page...

Continued from previous page...

Atom-1	Atom-2	Interatomic distance (Å)	Clash overlap (Å)
31:DA:790:A:C6	31:DA:791:G:C6	2.99	0.51
31:DA:1030(C):G:H2'	31:DA:1030(D):A:C8	2.43	0.51
31:DA:1150:U:O2	40:DJ:39:PRO:HG2	2.10	0.51
31:DA:1202:G:H2'	31:DA:1203:C:O4'	2.10	0.51
31:DA:1279:A:OP1	40:DJ:9:ARG:NH1	2.43	0.51
32:DB:189:ASP:N	32:DB:189:ASP:OD1	2.44	0.51
46:DP:20:VAL:HG23	46:DP:35:LYS:HA	1.93	0.51
1:AA:1165:U:H2'	1:AA:1166:C:C6	2.46	0.51
1:AA:1359:A:H5'	1:AA:1359:A:N3	2.26	0.51
1:AA:1657:C:OP1	4:AE:136:ARG:N	2.42	0.51
1:AA:2345:G:N3	1:AA:2381:C:H2'	2.26	0.51
1:AA:2712:U:H2'	1:AA:2714:G:H5''	1.92	0.51
14:AS:11:LYS:O	14:AS:15:ARG:HB2	2.11	0.51
15:AT:65:LYS:HE3	15:AT:67:SER:HB2	1.92	0.51
1:BA:271(H):G:HO2'	1:BA:271(I):G:H8	1.55	0.51
1:BA:813:U:H2'	1:BA:814:C:C6	2.46	0.51
1:BA:848:G:N3	1:BA:933:A:H1'	2.25	0.51
1:BA:2364:C:H2'	1:BA:2365:G:O4'	2.10	0.51
16:BU:113:ALA:O	16:BU:117:GLN:HG2	2.10	0.51
21:BZ:101:PRO:O	21:BZ:102:LEU:HD12	2.11	0.51
31:CA:578:C:O2'	31:CA:728:A:N3	2.36	0.51
39:CI:28:VAL:O	39:CI:31:GLN:NE2	2.44	0.51
31:DA:233:C:H2'	31:DA:234:C:H6	1.76	0.51
31:DA:769:G:H4'	31:DA:1513:A:H4'	1.92	0.51
31:DA:932:C:H5'	37:DG:4:ARG:HG3	1.93	0.51
31:DA:1107:C:C4	31:DA:1108:G:C8	2.99	0.51
33:DC:15:THR:HG21	33:DC:181:ASN:HA	1.93	0.51
33:DC:199:LYS:HD3	33:DC:201:TYR:HE1	1.76	0.51
38:DH:86:ILE:HG12	38:DH:135:CYS:HA	1.93	0.51
1:AA:271(P):C:C2'	1:AA:271(Q):G:H5'	2.41	0.51
1:AA:769:G:O2'	1:AA:770:G:H5'	2.11	0.51
1:AA:774:A:H2'	1:AA:774:A:N3	2.26	0.51
1:AA:1319:G:C6	1:AA:1320:C:N4	2.79	0.51
1:AA:2695:C:H2'	1:AA:2696:U:C6	2.45	0.51
1:AA:2870:C:H2'	1:AA:2871:C:O4'	2.11	0.51
13:AR:55:ALA:HB2	13:AR:79:LEU:HD13	1.93	0.51
21:AZ:158:PRO:O	21:AZ:161:VAL:HG11	2.11	0.51
1:BA:764:A:O4'	3:BD:213:ARG:HG3	2.11	0.51
1:BA:1486:A:H2'	1:BA:1487:G:C8	2.45	0.51
1:BA:1913:A:N6	31:CA:1493:A:O5'	2.44	0.51
1:BA:2115:G:H2'	1:BA:2117:A:N6	2.26	0.51

Continued on next page...

Continued from previous page...

Atom-1	Atom-2	Interatomic distance (Å)	Clash overlap (Å)
1:BA:2294:C:OP2	14:BS:13:ARG:NH1	2.44	0.51
1:BA:2865:U:C4	1:BA:2866:U:C4	2.99	0.51
17:BV:85:LYS:HB2	17:BV:85:LYS:NZ	2.26	0.51
31:CA:22:G:H4'	31:CA:885:G:C8	2.46	0.51
31:CA:911:U:H2'	31:CA:912:C:C6	2.46	0.51
31:CA:1129:C:H5''	31:CA:1139:G:O6	2.11	0.51
31:CA:1187:G:H5'	39:CI:113:LYS:HE2	1.93	0.51
34:CD:14:ARG:HA	34:CD:39:PRO:HB3	1.93	0.51
39:CI:9:ARG:HA	39:CI:13:ALA:O	2.11	0.51
31:DA:256:U:H2'	31:DA:257:G:H8	1.75	0.51
31:DA:531:U:O3'	31:DA:532:A:H4'	2.11	0.51
31:DA:1072:G:H2'	31:DA:1073:U:C6	2.45	0.51
31:DA:1123:A:H4'	40:DJ:37:PRO:HD2	1.92	0.51
31:DA:1270:C:H2'	31:DA:1271:G:H8	1.76	0.51
31:DA:1310:G:H5'	43:DM:77:ASN:ND2	2.26	0.51
34:DD:57:ARG:HB3	34:DD:206:PHE:HB2	1.92	0.51
49:DS:53:ASN:HB2	49:DS:77:THR:HA	1.91	0.51
1:AA:2790:A:H2'	1:AA:2790:A:N3	2.27	0.50
11:AP:33:ARG:NH1	11:AP:39:LYS:O	2.44	0.50
12:AQ:32:TYR:CZ	12:AQ:133:ARG:HG3	2.47	0.50
15:AT:61:PHE:CZ	15:AT:76:PHE:HB2	2.46	0.50
23:A1:85:LEU:HB3	23:A1:89:GLU:HG3	1.93	0.50
1:BA:902:C:H2'	1:BA:903:C:C6	2.47	0.50
1:BA:996:A:H4'	16:BU:91:ASP:OD1	2.11	0.50
1:BA:2206:G:O2'	1:BA:2207:G:OP1	2.29	0.50
1:BA:2698:U:H2'	1:BA:2699:C:C6	2.46	0.50
4:BE:120:TRP:CE3	4:BE:155:LYS:HD3	2.46	0.50
10:BO:63:VAL:HG12	10:BO:106:LEU:HD11	1.93	0.50
21:BZ:111:VAL:C	21:BZ:113:ALA:H	2.14	0.50
26:B4:26:SER:OG	26:B4:27:THR:N	2.44	0.50
31:CA:160:A:H2'	31:CA:161:A:O4'	2.11	0.50
31:CA:1391:U:H2'	31:CA:1392:G:H8	1.76	0.50
31:DA:17:U:H2'	31:DA:18:C:C6	2.45	0.50
31:DA:1010:G:H2'	31:DA:1011:G:C8	2.47	0.50
31:DA:1287:A:C2	31:DA:1353:G:H1'	2.47	0.50
50:DT:73:HIS:HB3	50:DT:74:LYS:HE2	1.93	0.50
1:AA:829:A:N7	1:AA:2247:A:O2'	2.41	0.50
1:AA:928:G:O5'	1:AA:928:G:H8	1.94	0.50
1:AA:1231:G:H2'	1:AA:1232:G:C8	2.46	0.50
1:AA:1547:C:H2'	1:AA:1548:C:C6	2.46	0.50
1:AA:1783:A:C2	1:AA:2587:A:C5	2.99	0.50

Continued on next page...

Continued from previous page...

Atom-1	Atom-2	Interatomic distance (Å)	Clash overlap (Å)
1:AA:2286:A:OP1	28:A6:29:ASN:ND2	2.41	0.50
2:AB:27:C:N4	2:AB:56:G:O6	2.43	0.50
4:AE:11:MET:HG2	4:AE:24:THR:HB	1.94	0.50
4:AE:71:GLY:HA2	4:AE:72:VAL:O	2.12	0.50
16:AU:49:HIS:HA	16:AU:52:ARG:HB3	1.92	0.50
21:AZ:160:GLY:CA	21:AZ:161:VAL:HB	2.37	0.50
25:A3:4:LEU:O	25:A3:36:VAL:HA	2.10	0.50
27:A5:36:CYS:O	27:A5:37:LYS:HD3	2.11	0.50
28:A6:44:ARG:HB3	28:A6:44:ARG:HH11	1.75	0.50
1:BA:2151:G:H2'	1:BA:2152:G:O4'	2.12	0.50
1:BA:2158:A:H4'	1:BA:2159:G:H5'	1.92	0.50
1:BA:2751:G:C5	7:BH:2:SER:N	2.79	0.50
19:BX:31:HIS:HD2	19:BX:33:LYS:H	1.59	0.50
19:BX:35:THR:HG22	19:BX:37:THR:H	1.76	0.50
21:BZ:141:VAL:O	21:BZ:144:LEU:HB2	2.12	0.50
31:CA:452:A:H62	31:CA:480:U:H3	1.58	0.50
35:CE:77:PRO:HD2	35:CE:142:LEU:HD22	1.93	0.50
31:DA:266:G:H5'	31:DA:268:C:H41	1.75	0.50
31:DA:375:U:C4	31:DA:376:G:N7	2.79	0.50
31:DA:717:C:H6	31:DA:717:C:H5''	1.76	0.50
31:DA:1255:G:H2'	31:DA:1258:G:H21	1.76	0.50
31:DA:1308:U:H2'	31:DA:1309:G:H8	1.75	0.50
32:DB:47:THR:HG23	32:DB:202:PRO:HG2	1.93	0.50
38:DH:82:HIS:CE1	38:DH:84:ARG:HG2	2.46	0.50
39:DI:14:VAL:O	39:DI:65:VAL:HA	2.10	0.50
40:DJ:67:THR:O	40:DJ:67:THR:OG1	2.25	0.50
1:AA:1153:C:OP1	16:AU:92:ARG:NH1	2.43	0.50
1:AA:1173:G:O2'	1:AA:1174:A:O4'	2.29	0.50
1:AA:1914:C:OP1	1:AA:1914:C:H3'	2.11	0.50
1:AA:2030:A:H5''	1:AA:2031:A:OP1	2.10	0.50
1:AA:2318:G:N2	14:AS:3:ARG:HD2	2.26	0.50
1:AA:2751:G:C5	7:AH:2:SER:N	2.80	0.50
12:AQ:133:ARG:HG2	12:AQ:134:ARG:H	1.77	0.50
21:AZ:45:ASP:OD1	21:AZ:49:ARG:HD2	2.10	0.50
1:BA:1505:C:H2'	1:BA:1506:C:C6	2.43	0.50
1:BA:1823:G:OP1	3:BD:54:ARG:NH1	2.44	0.50
7:BH:25:LYS:NZ	7:BH:32:GLU:OE2	2.26	0.50
12:BQ:32:TYR:CE2	12:BQ:133:ARG:HG3	2.47	0.50
17:BV:42:GLY:O	17:BV:43:GLU:HG2	2.12	0.50
31:CA:236:G:H5''	47:CQ:42:TYR:OH	2.11	0.50
31:CA:390:C:O3'	46:CP:28:ARG:NH2	2.39	0.50

Continued on next page...

Continued from previous page...

Atom-1	Atom-2	Interatomic distance (Å)	Clash overlap (Å)
31:CA:477:A:H2'	31:CA:479:C:H6	1.76	0.50
31:CA:598:U:H2'	31:CA:599:C:C6	2.46	0.50
37:CG:51:GLN:O	37:CG:55:GLY:HA2	2.11	0.50
31:DA:391:G:C6	31:DA:392:G:C5	3.00	0.50
34:DD:128:VAL:O	34:DD:130:GLY:N	2.44	0.50
42:DL:32:PHE:HE1	42:DL:86:ARG:HG3	1.75	0.50
1:AA:86:C:H4'	1:AA:104:U:H1'	1.92	0.50
1:AA:729:G:H2'	1:AA:1775:U:H1'	1.93	0.50
1:AA:782:A:N7	3:AD:221:VAL:HG11	2.27	0.50
1:AA:1332:G:N2	1:AA:1610:A:H8	2.07	0.50
1:AA:1342:A:H2	1:AA:1396:U:HO2'	1.58	0.50
1:AA:1637:A:H4'	1:AA:2711:A:O2'	2.11	0.50
1:AA:2115:G:H2'	1:AA:2117:A:N6	2.25	0.50
1:BA:296:C:H2'	1:BA:297:C:H6	1.75	0.50
1:BA:1405:U:H2'	1:BA:1406:U:C6	2.47	0.50
1:BA:1480:G:C6	1:BA:1481:U:N3	2.80	0.50
3:BD:108:PRO:HG2	3:BD:111:LEU:HG	1.93	0.50
9:BN:20:GLY:HA2	9:BN:61:ARG:HH11	1.77	0.50
21:BZ:25:PRO:O	21:BZ:85:HIS:HA	2.10	0.50
28:B6:8:LYS:HD3	30:B8:34:TRP:CD2	2.46	0.50
31:CA:175:C:H2'	31:CA:176:C:C6	2.46	0.50
31:CA:391:G:C6	31:CA:392:G:C5	3.00	0.50
31:CA:663:A:H2'	31:CA:664:G:O4'	2.11	0.50
31:CA:677:U:H2'	31:CA:678:U:C6	2.45	0.50
31:CA:973:G:H3'	31:CA:974:A:H5''	1.93	0.50
31:CA:1219:U:OP1	44:CN:19:ARG:NH1	2.37	0.50
31:CA:1251:A:O2'	31:CA:1369:C:O2'	2.23	0.50
33:CC:20:SER:OG	33:CC:36:ASP:OD1	2.29	0.50
33:CC:34:LEU:O	33:CC:38:ARG:HG3	2.12	0.50
48:CR:52:PRO:O	48:CR:56:THR:HG23	2.12	0.50
31:DA:1512:U:H2'	31:DA:1513:A:C8	2.46	0.50
51:DU:12:LYS:HB3	51:DU:17:THR:O	2.11	0.50
1:AA:530:G:C5	1:AA:2022:U:H5''	2.47	0.50
1:AA:1198:U:H2'	1:AA:1199:U:C6	2.46	0.50
1:AA:1223:G:N2	1:AA:1226:A:OP2	2.44	0.50
4:AE:96:PHE:O	4:AE:175:VAL:HG11	2.12	0.50
8:AI:116:LEU:CD1	8:AI:119:PRO:HA	2.41	0.50
15:AT:41:ARG:CZ	31:DA:346:G:H5'	2.42	0.50
7:BH:11:VAL:HG13	7:BH:15:VAL:HG22	1.94	0.50
8:BI:110:GLU:N	8:BI:130:TYR:OH	2.36	0.50
14:BS:46:VAL:HG12	14:BS:48:LEU:HD12	1.94	0.50

Continued on next page...

Continued from previous page...

Atom-1	Atom-2	Interatomic distance (Å)	Clash overlap (Å)
31:CA:187:C:H2'	31:CA:188:C:H6	1.76	0.50
31:CA:985:C:C2	31:CA:1221:G:N2	2.79	0.50
31:CA:1446:U:H4'	31:CA:1447:A:C5	2.46	0.50
32:CB:55:PHE:CE1	32:CB:218:ALA:HA	2.46	0.50
33:CC:134:ILE:HD11	33:CC:153:VAL:HB	1.93	0.50
39:CI:8:GLY:HA3	39:CI:76:ALA:O	2.11	0.50
45:CO:78:TYR:O	45:CO:82:ILE:HG12	2.12	0.50
31:DA:674:G:H2'	31:DA:675:A:C8	2.44	0.50
31:DA:1060:C:O2'	31:DA:1061:G:H5'	2.11	0.50
31:DA:1346:A:O2'	37:DG:10:ARG:NH1	2.40	0.50
32:DB:212:GLN:NE2	32:DB:235:SER:HB3	2.27	0.50
46:DP:20:VAL:HG21	46:DP:32:TYR:CG	2.46	0.50
1:AA:61:G:H5'	24:A2:50:ILE:HD12	1.93	0.50
1:AA:107:C:H2'	1:AA:108:U:C6	2.46	0.50
1:AA:222:A:N3	1:AA:224:G:H1'	2.27	0.50
1:AA:511:U:H5''	1:AA:512:G:OP2	2.11	0.50
1:AA:764:A:O4'	3:AD:213:ARG:HG3	2.12	0.50
1:AA:815:C:C2	1:AA:1193:G:C2	2.99	0.50
1:AA:1049:C:H4'	1:AA:1050:A:OP1	2.12	0.50
1:AA:1665:A:H2'	1:AA:1666:G:O4'	2.11	0.50
1:AA:2738:A:C2	1:AA:2739:U:H1'	2.46	0.50
1:AA:2784:C:H1'	4:AE:37:ARG:NH1	2.26	0.50
25:A3:50:VAL:HB	25:A3:53:LEU:HD12	1.93	0.50
1:BA:8:A:H2'	1:BA:9:U:H6	1.76	0.50
1:BA:459:U:H4'	29:B7:40:TRP:CZ3	2.47	0.50
1:BA:2178:C:H2'	1:BA:2179:C:O4'	2.12	0.50
1:BA:2533:A:H2'	1:BA:2534:A:O4'	2.12	0.50
12:BQ:42:ILE:HD13	12:BQ:97:VAL:HG21	1.94	0.50
31:CA:91:C:O2'	31:CA:92:C:H5'	2.11	0.50
31:CA:391:G:O3'	46:CP:8:ARG:NH2	2.44	0.50
31:CA:1169:A:H2'	31:CA:1170:A:C8	2.47	0.50
31:CA:1258:G:H2'	31:CA:1259:C:C6	2.46	0.50
31:CA:1378:C:C2	31:CA:1379:G:H1'	2.47	0.50
50:CT:53:LEU:O	50:CT:57:ARG:HG3	2.11	0.50
31:DA:1490:C:H2'	31:DA:1491:G:C8	2.45	0.50
1:AA:642:G:H21	1:AA:646:A:H2	1.58	0.50
1:AA:1109:C:H5	1:AA:1110:G:C5	2.30	0.50
1:AA:1131:G:O6	1:AA:2040:C:H1'	2.11	0.50
1:AA:1876:A:H2'	1:AA:1877:A:C8	2.46	0.50
1:AA:1927:A:H2'	1:AA:1928:A:C8	2.47	0.50
1:AA:2505:G:O6	1:AA:2576:G:H2'	2.12	0.50

Continued on next page...

Continued from previous page...

Atom-1	Atom-2	Interatomic distance (Å)	Clash overlap (Å)
1:AA:2740:A:C6	1:AA:2741:A:C6	3.00	0.50
2:AB:11:C:H3'	2:AB:12:C:C6	2.46	0.50
3:AD:242:ARG:HG2	3:AD:246:PRO:HG3	1.93	0.50
13:AR:38:VAL:O	13:AR:42:LYS:HG3	2.11	0.50
16:AU:105:VAL:O	16:AU:108:GLU:HB2	2.12	0.50
18:AW:76:VAL:HG22	18:AW:103:ILE:HG23	1.93	0.50
21:AZ:104:PHE:HB3	21:AZ:141:VAL:HG21	1.93	0.50
27:A5:53:ALA:N	27:A5:54:GLY:HA2	2.27	0.50
30:A8:26:LYS:HE3	30:A8:48:PHE:CD1	2.47	0.50
1:BA:107:C:H2'	1:BA:108:U:C6	2.46	0.50
1:BA:414:C:O2'	1:BA:415:A:H5'	2.12	0.50
1:BA:1568:G:H5'	3:BD:60:ARG:HA	1.93	0.50
1:BA:1914:C:O4'	1:BA:1914:C:O2	2.29	0.50
1:BA:2492:U:H2'	1:BA:2493:U:H6	1.76	0.50
1:BA:2502:G:H5''	1:BA:2503:A:H5''	1.94	0.50
1:BA:2627:G:O2'	1:BA:2781:A:N1	2.33	0.50
4:BE:115:GLY:O	4:BE:119:ARG:HB2	2.12	0.50
6:BG:122:PRO:HG3	6:BG:180:PHE:HB3	1.94	0.50
31:CA:1468:A:H2'	31:CA:1469:G:O4'	2.11	0.50
36:CF:36:ARG:HD3	36:CF:37:VAL:O	2.12	0.50
36:CF:49:ALA:N	48:CR:77:GLY:O	2.34	0.50
39:CI:31:GLN:HG2	39:CI:36:TYR:HB2	1.94	0.50
40:CJ:38:ILE:HG13	40:CJ:38:ILE:O	2.11	0.50
40:CJ:54:PHE:CD2	40:CJ:55:LYS:HD2	2.44	0.50
39:DI:44:VAL:N	39:DI:45:ALA:HB2	2.26	0.50
41:DK:95:ILE:HD12	41:DK:108:ILE:HD13	1.92	0.50
44:DN:24:CYS:HG	44:DN:40:CYS:CB	2.23	0.50
1:AA:1009:A:P	9:AN:37:LYS:HZ1	2.34	0.50
1:AA:2280:G:O6	22:A0:14:ARG:HD3	2.11	0.50
1:AA:2394:C:OP1	30:A8:30:ARG:NH1	2.42	0.50
1:AA:2408:U:H2'	1:AA:2409:G:C8	2.46	0.50
1:AA:2572:A:C8	4:AE:144:ARG:HD2	2.47	0.50
2:AB:13:A:N1	2:AB:69:G:O2'	2.37	0.50
5:AF:88:VAL:HG21	5:AF:91:GLY:HA3	1.93	0.50
1:BA:334:C:OP1	1:BA:335:C:N4	2.44	0.50
1:BA:652(R):C:H2'	1:BA:652(R):C:OP2	2.12	0.50
1:BA:2773:C:H2'	1:BA:2774:C:H6	1.75	0.50
5:BF:150:GLY:HA2	5:BF:172:TRP:CE3	2.46	0.50
11:BP:38:GLN:O	11:BP:38:GLN:HG3	2.11	0.50
29:B7:22:MET:HA	29:B7:28:ARG:HG2	1.94	0.50
31:CA:397:A:C6	31:CA:548:G:N7	2.80	0.50

Continued on next page...

Continued from previous page...

Atom-1	Atom-2	Interatomic distance (Å)	Clash overlap (Å)
31:CA:628:G:H2'	31:CA:629:G:C8	2.47	0.50
31:CA:1034:G:H2'	31:CA:1035:A:C8	2.47	0.50
31:CA:1065:U:H4'	31:CA:1066:C:O5'	2.12	0.50
31:CA:1288:A:N1	31:CA:1371:G:H1'	2.26	0.50
38:CH:6:ILE:O	38:CH:10:LEU:HG	2.12	0.50
38:CH:120:THR:H	38:CH:123:GLU:HB2	1.77	0.50
31:DA:1233:G:H2'	31:DA:1234:C:C6	2.46	0.50
32:DB:210:SER:O	32:DB:214:ILE:HG12	2.11	0.50
33:DC:47:LEU:HB3	33:DC:52:LEU:HD13	1.93	0.50
37:DG:44:TYR:HA	37:DG:47:CYS:HB2	1.93	0.50
38:DH:20:TYR:CE1	38:DH:76:PRO:HG2	2.47	0.50
43:DM:5:ALA:HA	43:DM:61:GLU:HG2	1.94	0.50
1:AA:23:G:OP1	1:AA:504:U:N3	2.34	0.50
1:AA:1827:C:H2'	1:AA:1828:G:H5'	1.93	0.50
1:AA:2572:A:N7	4:AE:144:ARG:HD2	2.27	0.50
2:AB:48:A:C2	2:AB:49:C:C2	3.00	0.50
13:AR:84:ALA:HB3	13:AR:85:PRO:HD3	1.94	0.50
20:AY:5:MET:HE1	20:AY:32:PRO:HA	1.94	0.50
21:AZ:70:LEU:HG	21:AZ:91:LEU:HD21	1.94	0.50
1:BA:2100:G:C6	1:BA:2190:G:C6	3.00	0.50
15:BT:20:PRO:HD2	15:BT:86:ILE:HB	1.93	0.50
17:BV:22:VAL:HG23	17:BV:23:GLU:O	2.12	0.50
31:CA:44:G:H2'	31:CA:45:U:O4'	2.12	0.50
31:CA:565:U:H3'	31:CA:566:G:H2'	1.94	0.50
31:CA:1131:G:H2'	31:CA:1132:C:H6	1.76	0.50
31:CA:1361:G:H2'	31:CA:1362:C:O4'	2.12	0.50
32:CB:47:THR:HA	32:CB:202:PRO:HG2	1.94	0.50
48:CR:73:ALA:HB3	48:CR:79:LEU:HD12	1.93	0.50
31:DA:1014:A:H1'	49:DS:34:TRP:HB2	1.94	0.50
31:DA:1468:A:H2'	31:DA:1469:G:O4'	2.11	0.50
1:AA:208:C:H2'	1:AA:209:C:C6	2.47	0.49
1:AA:2319:G:C2	14:AS:3:ARG:HA	2.47	0.49
1:AA:2328:A:H2'	1:AA:2329:G:C8	2.47	0.49
1:AA:2468:G:N2	1:AA:2481:G:H1'	2.27	0.49
5:AF:33:LEU:HB3	11:AP:6:LEU:HD21	1.93	0.49
1:BA:271(Q):G:O2'	1:BA:271(R):G:OP2	2.21	0.49
5:BF:154:VAL:HB	5:BF:173:VAL:HG22	1.94	0.49
7:BH:164:TYR:HB2	7:BH:167:GLU:HB2	1.93	0.49
28:B6:25:LYS:NZ	28:B6:51:GLU:OE2	2.44	0.49
31:CA:240:C:H2'	31:CA:241:C:C6	2.47	0.49
31:CA:246:A:N1	31:CA:278:G:O2'	2.40	0.49

Continued on next page...

Continued from previous page...

Atom-1	Atom-2	Interatomic distance (Å)	Clash overlap (Å)
31:CA:501:C:H2'	31:CA:502:G:C8	2.47	0.49
31:CA:649:G:H2'	31:CA:650:G:H8	1.76	0.49
31:CA:1124:G:H2'	31:CA:1126:U:O4	2.12	0.49
31:CA:1316:G:N2	31:CA:1318:A:H3'	2.27	0.49
32:CB:208:ILE:HA	32:CB:211:ILE:HD12	1.93	0.49
37:CG:108:ALA:HB1	37:CG:120:ILE:HD13	1.92	0.49
40:CJ:51:ARG:CZ	40:CJ:61:GLU:HB3	2.42	0.49
31:DA:658:G:C6	31:DA:659:U:C4	3.00	0.49
31:DA:1090:U:H2'	31:DA:1091:U:C6	2.47	0.49
31:DA:1097:C:H2'	31:DA:1098:C:H6	1.77	0.49
43:DM:33:ALA:HA	43:DM:59:TYR:HE1	1.77	0.49
1:AA:19:C:H2'	1:AA:20:C:C6	2.47	0.49
1:AA:176:G:O2'	1:AA:177:G:H5'	2.12	0.49
1:AA:265:A:H1'	1:AA:266:G:O4'	2.13	0.49
1:AA:311:A:C6	1:AA:328:U:C4	3.01	0.49
1:AA:411:G:OP2	1:AA:2406:U:O2'	2.27	0.49
1:AA:708:C:H42	1:AA:723:G:H1	1.58	0.49
1:AA:2390:U:O2'	1:AA:2391:G:H5'	2.12	0.49
1:AA:2728:U:H2'	1:AA:2729:G:C8	2.47	0.49
5:AF:109:GLY:O	5:AF:113:ALA:N	2.37	0.49
5:AF:179:GLU:H	5:AF:179:GLU:CD	2.15	0.49
21:AZ:72:ARG:NH2	21:AZ:97:GLU:O	2.46	0.49
1:BA:271(E):U:H2'	1:BA:271(F):C:C6	2.47	0.49
1:BA:581:C:OP1	16:BU:33:ARG:HG3	2.12	0.49
1:BA:2307:G:H4'	1:BA:2308:G:C4	2.47	0.49
11:BP:50:ARG:HD3	30:B8:7:HIS:CD2	2.47	0.49
22:B0:51:VAL:HG22	22:B0:81:VAL:HG23	1.92	0.49
31:CA:382:A:H2'	31:CA:383:A:H8	1.76	0.49
31:CA:730:G:C5	31:CA:731:G:H1'	2.47	0.49
31:CA:1084:G:H2'	31:CA:1085:U:C6	2.47	0.49
31:CA:1399:C:H4'	31:CA:1400:C:H5''	1.93	0.49
34:CD:88:VAL:O	34:CD:92:VAL:HG23	2.13	0.49
36:CF:75:LEU:O	36:CF:79:LEU:HG	2.12	0.49
31:DA:4:U:H5	38:DH:105:ARG:HD3	1.77	0.49
31:DA:857:C:H2'	31:DA:858:G:O4'	2.12	0.49
31:DA:1144:G:N2	31:DA:1146:A:H62	2.10	0.49
31:DA:1513:A:H2'	31:DA:1514:C:C6	2.47	0.49
33:DC:150:LYS:HD3	33:DC:169:ALA:HB2	1.94	0.49
39:DI:37:PHE:HB3	39:DI:43:ALA:HB1	1.93	0.49
1:AA:296:C:H2'	1:AA:297:C:C6	2.47	0.49
7:AH:87:LEU:HB2	7:AH:131:VAL:HB	1.93	0.49

Continued on next page...

Continued from previous page...

Atom-1	Atom-2	Interatomic distance (Å)	Clash overlap (Å)
9:AN:96:GLU:HB2	9:AN:122:VAL:HG12	1.94	0.49
20:AY:12:THR:OG1	20:AY:26:LYS:HG2	2.12	0.49
1:BA:672:C:C2'	1:BA:673:C:H5'	2.42	0.49
1:BA:819:A:C4	1:BA:1189:A:C2	3.01	0.49
8:BI:104:GLN:CB	8:BI:105:HIS:HD2	2.25	0.49
31:CA:618:C:H5''	31:CA:619:U:H5''	1.93	0.49
31:CA:1012:U:H2'	31:CA:1013:G:C8	2.48	0.49
31:CA:1218:C:H2'	31:CA:1219:U:C6	2.47	0.49
31:CA:1271:G:H5'	31:CA:1314:C:H5'	1.94	0.49
33:CC:155:GLY:O	33:CC:157:ILE:N	2.43	0.49
31:DA:819:A:H4'	31:DA:820:U:OP2	2.11	0.49
31:DA:1315:U:O2'	31:DA:1360:A:N3	2.31	0.49
39:DI:40:LEU:HD11	39:DI:70:LYS:HB3	1.95	0.49
1:AA:26:G:H1'	1:AA:514:A:N6	2.28	0.49
1:AA:469:G:O6	29:A7:37:LYS:NZ	2.38	0.49
1:AA:590:A:H2'	1:AA:591:C:C6	2.46	0.49
1:AA:768:G:O2'	1:AA:1379:A:N1	2.33	0.49
1:AA:830:G:H4'	1:AA:831:G:OP2	2.12	0.49
1:AA:858:U:O2	1:AA:2268:A:H2'	2.13	0.49
1:AA:2433:A:H5''	1:AA:2434:A:OP1	2.12	0.49
1:AA:2748:A:C6	1:AA:2749:A:C5	3.00	0.49
10:AO:7:TYR:CE1	10:AO:20:MET:HB2	2.48	0.49
13:AR:21:TYR:CZ	13:AR:43:GLU:HG2	2.47	0.49
1:BA:143:G:H4'	19:BX:35:THR:HG21	1.95	0.49
1:BA:484:C:H2'	1:BA:485:C:C6	2.47	0.49
1:BA:1801:G:OP2	3:BD:154:LYS:NZ	2.41	0.49
1:BA:2315:G:H2'	1:BA:2316:C:C6	2.47	0.49
4:BE:9:VAL:HG22	4:BE:25:VAL:HB	1.93	0.49
8:BI:79:ILE:N	8:BI:143:SER:O	2.39	0.49
31:CA:22:G:H2'	31:CA:23:C:C6	2.47	0.49
31:CA:262:A:C6	31:CA:263:A:C6	3.00	0.49
31:CA:374:A:C6	31:CA:375:U:C4	3.00	0.49
31:CA:850:U:H2'	31:CA:851:G:H5''	1.94	0.49
33:CC:156:ARG:HG2	33:CC:160:ALA:O	2.12	0.49
31:DA:96:U:HO2'	31:DA:97:G:P	2.34	0.49
31:DA:545:C:O2'	31:DA:549:C:OP1	2.28	0.49
31:DA:709:G:H2'	31:DA:710:G:H8	1.77	0.49
31:DA:737:A:H2'	31:DA:738:C:H6	1.77	0.49
31:DA:741:G:H2'	31:DA:742:G:O4'	2.12	0.49
31:DA:1165:C:H2'	31:DA:1166:G:C8	2.47	0.49
1:AA:342:G:H2'	1:AA:343:C:H6	1.77	0.49

Continued on next page...

Continued from previous page...

Atom-1	Atom-2	Interatomic distance (Å)	Clash overlap (Å)
1:AA:612:C:H2'	1:AA:613:G:O4'	2.12	0.49
1:AA:1668:A:H4'	1:AA:1669:A:O5'	2.12	0.49
1:AA:2097:C:H2'	1:AA:2098:U:C6	2.48	0.49
1:AA:2228:G:C6	1:AA:2229:C:C4	3.00	0.49
1:AA:2263:C:H2'	1:AA:2264:C:C6	2.47	0.49
1:AA:2273:A:H2'	1:AA:2274:A:C8	2.47	0.49
2:AB:11:C:H3'	2:AB:12:C:H6	1.78	0.49
2:AB:48:A:C2	2:AB:49:C:N3	2.81	0.49
7:AH:149:ARG:HH22	7:AH:154:PRO:HG2	1.78	0.49
8:AI:111:PRO:C	8:AI:114:LEU:HB2	2.33	0.49
15:AT:110:ILE:O	15:AT:114:LEU:N	2.44	0.49
1:BA:1429:G:H2'	1:BA:1430:C:H6	1.75	0.49
1:BA:1949:G:C6	1:BA:1950:G:C6	3.00	0.49
1:BA:2207:G:HO2'	1:BA:2208:A:P	2.34	0.49
1:BA:2790:A:OP1	1:BA:2790:A:H4'	2.10	0.49
6:BG:138:GLN:O	6:BG:144:ILE:HD12	2.13	0.49
15:BT:66:VAL:HA	15:BT:71:GLY:HA2	1.94	0.49
31:CA:41:G:C6	31:CA:402:G:C6	3.00	0.49
31:CA:185:A:H2'	31:CA:186:C:H6	1.78	0.49
31:CA:328:C:H4'	31:CA:329:A:H5'	1.92	0.49
31:CA:666:G:H5'	31:CA:726:C:H1'	1.94	0.49
31:CA:1001:A:N6	31:CA:1001(A):G:O6	2.46	0.49
31:CA:1030(D):A:H62	31:CA:1031:G:N2	2.09	0.49
31:CA:1237:C:H4'	31:CA:1334:G:N2	2.28	0.49
33:CC:150:LYS:HB2	33:CC:169:ALA:HB2	1.95	0.49
34:CD:127:THR:OG1	34:CD:128:VAL:N	2.45	0.49
39:CI:5:TYR:OH	39:CI:16:ARG:HG2	2.12	0.49
31:DA:102:G:H2'	31:DA:103:C:C6	2.46	0.49
31:DA:503:C:OP2	42:DL:116:SER:HB3	2.12	0.49
31:DA:529:G:HO2'	31:DA:533:A:N6	2.10	0.49
31:DA:716:A:C6	31:DA:717:C:N3	2.81	0.49
31:DA:991:U:O4	31:DA:1212:U:O2'	2.16	0.49
33:DC:36:ASP:O	33:DC:40:ARG:HG3	2.12	0.49
45:DO:18:PHE:HB2	45:DO:19:PRO:HD2	1.94	0.49
1:AA:207:A:H2'	1:AA:208:C:O4'	2.11	0.49
1:AA:248:G:O2'	1:AA:2432:A:OP1	2.22	0.49
1:AA:300:A:H3'	20:AY:84:ARG:HH21	1.78	0.49
1:AA:963:U:H1'	1:AA:2250:G:O6	2.12	0.49
1:AA:1420:U:HO2'	1:AA:1421:G:P	2.34	0.49
1:AA:1479:G:C6	1:AA:1480:G:C5	3.00	0.49
1:AA:1491:G:O2'	3:AD:101:GLU:HB2	2.13	0.49

Continued on next page...

Continued from previous page...

Atom-1	Atom-2	Interatomic distance (Å)	Clash overlap (Å)
1:AA:2697:G:H2'	1:AA:2698:U:O4'	2.13	0.49
7:AH:24:VAL:HG13	7:AH:37:VAL:HG21	1.94	0.49
1:BA:1530:C:HO2'	1:BA:1531:C:P	2.32	0.49
1:BA:2663:G:C6	1:BA:2664:G:C4	3.01	0.49
7:BH:88:LEU:CD2	7:BH:165:ALA:HA	2.43	0.49
14:BS:96:GLY:N	14:BS:99:LYS:H	2.05	0.49
31:CA:137:C:O2'	31:CA:138:G:H5'	2.13	0.49
31:CA:561:U:HO2'	31:CA:562:C:P	2.36	0.49
31:CA:1157:A:C6	31:CA:1180:A:C6	3.01	0.49
31:CA:1237:C:H2'	31:CA:1336:C:H5	1.76	0.49
31:CA:1318:A:H4'	49:CS:10:PHE:CE2	2.48	0.49
32:CB:79:ASP:O	32:CB:82:ARG:N	2.45	0.49
33:CC:11:ARG:HD3	33:CC:15:THR:HB	1.94	0.49
43:CM:66:LEU:H	43:CM:70:LEU:HD12	1.77	0.49
50:CT:36:LEU:HD12	50:CT:55:ILE:HG23	1.95	0.49
31:DA:109:A:H2'	31:DA:326:G:N2	2.27	0.49
31:DA:240:C:H2'	31:DA:241:C:C6	2.46	0.49
31:DA:968:A:C8	31:DA:1062:U:H4'	2.48	0.49
31:DA:1070:U:H2'	31:DA:1071:C:C6	2.48	0.49
31:DA:1174:G:C2	31:DA:1175:G:C8	3.00	0.49
31:DA:1308:U:H2'	31:DA:1309:G:C8	2.47	0.49
50:DT:26:ASN:OD1	50:DT:71:THR:HG23	2.12	0.49
1:AA:565:C:H4'	1:AA:1253:A:C6	2.47	0.49
1:AA:603:A:H4'	1:AA:604:G:H5'	1.95	0.49
1:AA:620:G:N3	1:AA:620:G:H5'	2.27	0.49
1:AA:688:U:O2'	1:AA:786:C:O2'	2.26	0.49
1:AA:833:U:H2'	1:AA:834:C:C6	2.47	0.49
1:AA:2282:G:H4'	1:AA:2283:C:O5'	2.11	0.49
1:AA:2659:G:OP1	7:AH:158:HIS:NE2	2.42	0.49
10:AO:64:ARG:HB2	10:AO:83:ALA:HB3	1.94	0.49
13:AR:54:LEU:O	13:AR:57:ARG:HB2	2.12	0.49
17:AV:2:PHE:CZ	17:AV:41:GLY:HA3	2.48	0.49
1:BA:603:A:H4'	1:BA:604:G:H5'	1.95	0.49
1:BA:2164:C:H3'	1:BA:2165:G:C8	2.44	0.49
3:BD:238:GLY:O	3:BD:239:ARG:HB2	2.11	0.49
4:BE:101:ARG:NH1	4:BE:169:ASN:O	2.44	0.49
5:BF:107:LYS:HE2	5:BF:208:GLY:N	2.28	0.49
31:CA:232:G:H1'	31:CA:262:A:N1	2.27	0.49
31:CA:1027:C:H5	31:CA:1029:C:N4	2.11	0.49
31:CA:1096:C:H2'	31:CA:1097:C:C6	2.47	0.49
40:CJ:11:PHE:HB3	44:CN:55:GLY:HA3	1.94	0.49

Continued on next page...

Continued from previous page...

Atom-1	Atom-2	Interatomic distance (Å)	Clash overlap (Å)
49:CS:32:LYS:HD2	49:CS:57:HIS:HD2	1.78	0.49
31:DA:45:U:H2'	31:DA:46:G:C8	2.48	0.49
31:DA:60:A:P	31:DA:60:A:H8	2.36	0.49
31:DA:583:A:H2'	31:DA:584:G:O4'	2.12	0.49
31:DA:671:G:H2'	31:DA:672:U:O4'	2.12	0.49
31:DA:677:U:H3	31:DA:713:G:N2	1.95	0.49
31:DA:788:U:H2'	31:DA:789:U:O4'	2.12	0.49
31:DA:815:A:N7	31:DA:1509:C:O2'	2.37	0.49
31:DA:1030(B):C:H2'	31:DA:1030(C):G:H5'	1.95	0.49
31:DA:1233:G:H2'	31:DA:1234:C:H6	1.77	0.49
32:DB:54:THR:O	32:DB:58:ILE:HG13	2.13	0.49
33:DC:5:ILE:HD12	33:DC:6:HIS:H	1.78	0.49
38:DH:25:ASP:OD2	38:DH:60:ARG:HG2	2.12	0.49
42:DL:119:LYS:HB2	42:DL:120:TYR:CD1	2.48	0.49
1:AA:311:A:C8	1:AA:332:A:N7	2.81	0.49
1:AA:475:U:C4	1:AA:481:G:O6	2.66	0.49
1:AA:652(E):G:H2'	1:AA:652(F):G:C8	2.48	0.49
1:AA:1191:G:H2'	1:AA:1192:G:O4'	2.12	0.49
4:AE:176:ILE:HB	4:AE:181:LEU:HB2	1.95	0.49
7:AH:40:GLU:OE2	7:AH:60:ARG:NH1	2.46	0.49
14:AS:59:LYS:H	14:AS:60:GLY:HA3	1.77	0.49
1:BA:363(B):G:H2'	1:BA:363(C):G:C8	2.47	0.49
1:BA:534:U:H2'	1:BA:535:C:C6	2.48	0.49
1:BA:620:G:N3	1:BA:620:G:H2'	2.27	0.49
1:BA:620:G:N3	1:BA:620:G:H5'	2.27	0.49
1:BA:1165:U:H2'	1:BA:1166:C:C6	2.47	0.49
1:BA:2305:A:H5''	6:BG:134:GLY:HA3	1.95	0.49
31:CA:64:G:H4'	31:CA:65:U:H3'	1.95	0.49
31:CA:78:G:N2	31:CA:91:C:N3	2.52	0.49
31:CA:601:C:H2'	31:CA:602:A:H8	1.76	0.49
46:CP:49:LEU:HD21	46:CP:77:ALA:HB2	1.94	0.49
46:CP:72:ARG:HH21	46:CP:73:LEU:HD21	1.77	0.49
48:CR:31:LEU:H	48:CR:31:LEU:HD23	1.78	0.49
49:CS:23:ASN:HA	49:CS:27:GLU:HB2	1.94	0.49
31:DA:3:G:H2'	31:DA:3:G:N3	2.27	0.49
31:DA:743:U:H2'	31:DA:744:C:C6	2.48	0.49
31:DA:1001:A:H2'	31:DA:1001(A):G:C8	2.48	0.49
31:DA:1182:G:H5'	31:DA:1184:G:H5''	1.94	0.49
31:DA:1236:A:O2'	31:DA:1304:G:H4'	2.12	0.49
32:DB:179:LYS:HA	38:DH:72:PRO:HG3	1.95	0.49
33:DC:134:ILE:HG22	33:DC:168:ALA:HB3	1.94	0.49

Continued on next page...

Continued from previous page...

Atom-1	Atom-2	Interatomic distance (Å)	Clash overlap (Å)
40:DJ:16:LEU:HD21	40:DJ:70:ARG:HG3	1.94	0.49
44:DN:23:ARG:CG	44:DN:24:CYS:H	2.19	0.49
1:AA:628:G:H2'	1:AA:629:G:C8	2.47	0.49
1:AA:892:G:H2'	1:AA:893:C:H6	1.77	0.49
1:AA:1689:A:OP2	1:AA:1698:A:N6	2.46	0.49
1:AA:1913:A:H4'	1:AA:1914:C:H5''	1.95	0.49
1:AA:1948:G:N3	31:DA:1418:A:H2	2.11	0.49
2:AB:90:A:N7	2:AB:91:C:H1'	2.27	0.49
7:AH:8:PRO:HB3	7:AH:51:ARG:HD3	1.95	0.49
9:AN:71:ILE:HG21	9:AN:84:LYS:HB3	1.93	0.49
12:AQ:30:GLY:HA2	12:AQ:107:ALA:HB2	1.94	0.49
29:A7:25:PRO:HA	29:A7:28:ARG:CZ	2.43	0.49
1:BA:84:A:H5''	20:BY:8:LYS:HE3	1.94	0.49
1:BA:203:C:H3'	1:BA:204:A:H5''	1.94	0.49
1:BA:435:C:H2'	1:BA:436:C:H5'	1.95	0.49
1:BA:1914:C:O2'	1:BA:1915:U:OP2	2.30	0.49
1:BA:1918:A:O2'	1:BA:1920:C:N4	2.46	0.49
1:BA:2689:U:H4'	1:BA:2690:C:OP2	2.12	0.49
5:BF:123:LEU:HD13	5:BF:192:LEU:HB3	1.95	0.49
24:B2:32:LEU:HD22	24:B2:36:ARG:HH11	1.76	0.49
31:CA:277:C:H2'	31:CA:278:G:H8	1.77	0.49
31:CA:448:A:H2'	31:CA:449:C:C6	2.48	0.49
31:CA:1005:A:H1'	31:CA:1036:G:H22	1.78	0.49
31:CA:1250:A:H2	31:CA:1370:G:H1'	1.77	0.49
33:CC:22:TRP:CD1	33:CC:59:ARG:HB2	2.47	0.49
35:CE:8:GLU:OE2	35:CE:63:ARG:NH2	2.46	0.49
45:CO:23:GLY:O	45:CO:27:VAL:HB	2.13	0.49
31:DA:189(B):C:H2'	31:DA:189(C):C:C6	2.48	0.49
31:DA:370:C:H2'	31:DA:371:G:C8	2.48	0.49
31:DA:542:G:P	34:DD:10:ARG:HH22	2.36	0.49
34:DD:128:VAL:HA	34:DD:145:GLU:O	2.12	0.49
45:DO:33:THR:HG21	45:DO:85:LEU:HD22	1.94	0.49
46:DP:51:VAL:HG12	46:DP:53:VAL:H	1.78	0.49
1:AA:1014:U:H2'	1:AA:1015:G:H8	1.77	0.49
1:AA:1449:A:H5'	1:AA:1450:G:OP2	2.13	0.49
1:AA:2199:A:H3'	1:AA:2200:C:H6	1.78	0.49
6:AG:106:LEU:HA	6:AG:110:ALA:HB3	1.94	0.49
12:AQ:16:ARG:O	12:AQ:17:LEU:HD23	2.13	0.49
17:AV:37:VAL:HG11	17:AV:40:LEU:HD21	1.94	0.49
21:AZ:99:TYR:HA	21:AZ:124:ILE:O	2.13	0.49
27:A5:36:CYS:HB3	27:A5:49:CYS:HB3	1.95	0.49

Continued on next page...

Continued from previous page...

Atom-1	Atom-2	Interatomic distance (Å)	Clash overlap (Å)
1:BA:298:G:O5'	1:BA:298:G:H8	1.96	0.49
1:BA:889:C:HO2'	1:BA:890:A:H8	1.60	0.49
1:BA:2273:A:O2'	1:BA:2274:A:H5'	2.13	0.49
1:BA:2845:G:O2'	1:BA:2846:G:H5'	2.13	0.49
3:BD:93:ALA:HB3	3:BD:105:ILE:HG13	1.95	0.49
4:BE:12:THR:HG21	15:BT:11:GLU:HG2	1.94	0.49
8:BI:83:ALA:HA	8:BI:89:TYR:CD1	2.47	0.49
9:BN:108:PRO:O	9:BN:113:GLY:HA3	2.13	0.49
31:CA:60:A:H4'	31:CA:61:G:O5'	2.13	0.49
31:CA:60:A:N3	31:CA:61:G:H1'	2.28	0.49
31:CA:626:U:C2	31:CA:627:G:C8	3.01	0.49
31:CA:1007:C:O5'	31:CA:1007:C:H6	1.96	0.49
31:CA:1038:C:H2'	31:CA:1039:C:O4'	2.13	0.49
31:CA:1237:C:H2'	31:CA:1336:C:C5	2.48	0.49
35:CE:11:ILE:HG22	35:CE:12:LEU:HB2	1.94	0.49
35:CE:71:LEU:HD13	35:CE:114:GLY:O	2.12	0.49
49:CS:7:LYS:O	49:CS:7:LYS:HG2	2.13	0.49
31:DA:713:G:H2'	31:DA:714:G:C8	2.48	0.49
31:DA:858:G:N1	31:DA:870:U:OP2	2.38	0.49
31:DA:1065:U:H4'	31:DA:1066:C:O5'	2.13	0.49
44:DN:3:ARG:C	44:DN:3:ARG:HH21	2.16	0.49
1:AA:922:U:H2'	1:AA:923:C:C6	2.47	0.48
1:AA:2445:G:C2'	1:AA:2446:G:H5'	2.43	0.48
1:AA:2502:G:H5''	1:AA:2503:A:H5''	1.95	0.48
1:AA:2815:C:H2'	1:AA:2816:C:H6	1.78	0.48
4:AE:50:GLY:CA	4:AE:75:VAL:HG11	2.42	0.48
6:AG:9:ARG:NH1	6:AG:13:GLU:OE1	2.45	0.48
1:BA:195:A:H61	1:BA:198:C:H3'	1.77	0.48
1:BA:630:G:OP1	30:B8:47:LYS:NZ	2.43	0.48
24:B2:50:ILE:O	24:B2:51:ARG:HB3	2.13	0.48
31:CA:93:G:O2'	31:CA:96:U:P	2.70	0.48
31:CA:413:G:O2'	31:CA:428:G:N2	2.46	0.48
31:CA:456:C:H2'	31:CA:457:C:H6	1.78	0.48
31:CA:987:G:H2'	31:CA:988:G:C8	2.48	0.48
34:CD:111:ALA:HB2	34:CD:120:LEU:HD12	1.95	0.48
38:CH:96:GLY:N	38:CH:99:GLU:OE2	2.40	0.48
31:DA:452:A:C2	31:DA:453:A:C4	3.00	0.48
31:DA:1117:G:H21	31:DA:1180:A:H1'	1.78	0.48
31:DA:1129:C:H5''	31:DA:1139:G:O6	2.13	0.48
33:DC:43:LEU:O	33:DC:47:LEU:HB2	2.12	0.48
50:DT:72:LEU:HD11	50:DT:80:ARG:HD2	1.94	0.48

Continued on next page...

Continued from previous page...

Atom-1	Atom-2	Interatomic distance (Å)	Clash overlap (Å)
1:AA:821:A:H5'	1:AA:822:U:O5'	2.13	0.48
1:AA:897:C:H2'	1:AA:898:C:H6	1.78	0.48
1:AA:954:G:O2'	1:AA:2274:A:N1	2.37	0.48
1:AA:975(A):G:C2	1:AA:990:A:C8	3.01	0.48
1:AA:1019:U:O2'	1:AA:1021:A:H2	1.96	0.48
1:AA:1331:A:H2'	1:AA:1333:C:H5	1.78	0.48
1:AA:1929:G:H4'	1:AA:1930:G:OP1	2.13	0.48
1:AA:2347:C:H2'	1:AA:2348:U:C6	2.48	0.48
2:AB:44:G:C2	2:AB:48:A:C2	3.01	0.48
2:AB:55:U:C1'	6:AG:29:TRP:HE1	2.26	0.48
4:AE:147:PRO:HB2	4:AE:149:ARG:HG2	1.95	0.48
5:AF:155:LEU:HD11	5:AF:176:LEU:HD22	1.94	0.48
15:AT:39:ARG:HH21	31:DA:345:C:H5'	1.78	0.48
21:AZ:111:VAL:HG12	21:AZ:112:ARG:H	1.78	0.48
1:BA:493:G:H2'	1:BA:494:G:O4'	2.13	0.48
1:BA:1153:C:H5'	16:BU:76:TYR:HE2	1.78	0.48
1:BA:1759:A:H1'	1:BA:2711:A:C2	2.48	0.48
1:BA:2115:G:O2'	1:BA:2167:U:H1'	2.12	0.48
31:CA:487:A:H2'	31:CA:488:C:O4'	2.13	0.48
31:CA:913:A:O2'	31:CA:914:A:OP2	2.25	0.48
31:CA:1228:C:H2'	31:CA:1229:A:H8	1.78	0.48
31:CA:1256:A:H5'	31:CA:1258:G:C1'	2.43	0.48
31:CA:1325:C:H4'	51:CU:17:THR:HG21	1.94	0.48
38:CH:112:LEU:HB3	38:CH:133:LEU:HA	1.94	0.48
31:DA:335:C:H2'	31:DA:336:C:C6	2.48	0.48
31:DA:1070:U:H2'	31:DA:1071:C:H6	1.77	0.48
31:DA:1120:G:H2'	31:DA:1121:U:C6	2.49	0.48
33:DC:35:GLU:O	33:DC:39:ILE:HG13	2.13	0.48
43:DM:40:ASN:HA	43:DM:41:PRO:HD2	1.69	0.48
1:AA:71:A:H2	19:AX:31:HIS:HE1	1.58	0.48
1:AA:515:A:H1'	1:AA:581:C:H1'	1.94	0.48
1:AA:914:C:H2'	1:AA:915:C:H5'	1.95	0.48
1:AA:1292:U:H2'	1:AA:1293:C:C6	2.47	0.48
1:AA:1638:C:H2'	1:AA:1639:U:O4'	2.14	0.48
1:AA:2299:G:C2	1:AA:2318:G:H8	2.31	0.48
1:AA:2405:G:O2'	1:AA:2406:U:P	2.71	0.48
4:AE:181:LEU:HD21	15:AT:6:LEU:HD12	1.96	0.48
5:AF:34:TRP:CE3	5:AF:35:GLU:HG2	2.48	0.48
7:AH:7:LEU:O	7:AH:69:ARG:HD3	2.13	0.48
17:AV:43:GLU:HG2	17:AV:44:LYS:H	1.78	0.48
1:BA:656:G:H2'	1:BA:657:U:O4'	2.13	0.48

Continued on next page...

Continued from previous page...

Atom-1	Atom-2	Interatomic distance (Å)	Clash overlap (Å)
1:BA:1257:C:H4'	5:BF:83:PHE:CD2	2.49	0.48
1:BA:1364:G:C8	23:B1:3:LYS:HD3	2.47	0.48
1:BA:1530:C:O2'	1:BA:1531:C:P	2.71	0.48
1:BA:2314:C:H2'	1:BA:2315:G:H8	1.78	0.48
5:BF:123:LEU:HD12	5:BF:124:LEU:N	2.29	0.48
14:BS:96:GLY:H	14:BS:99:LYS:N	2.05	0.48
20:BY:86:ARG:O	20:BY:87:LYS:HD3	2.13	0.48
29:B7:25:PRO:HA	29:B7:28:ARG:CZ	2.43	0.48
31:CA:663:A:H5'	31:CA:836:G:OP1	2.13	0.48
31:CA:1048:G:OP1	44:CN:4:LYS:N	2.42	0.48
31:CA:1320:C:H2'	31:CA:1321:C:O4'	2.12	0.48
32:CB:211:ILE:O	32:CB:215:LEU:HB2	2.13	0.48
40:CJ:68:HIS:H	40:CJ:68:HIS:CD2	2.31	0.48
42:CL:119:LYS:HB2	42:CL:120:TYR:CD1	2.48	0.48
31:DA:436:C:O2'	31:DA:437:U:OP2	2.27	0.48
31:DA:942:G:N2	39:DI:124:GLN:HE22	2.08	0.48
32:DB:178:ARG:HH22	38:DH:68:ARG:HH22	1.59	0.48
32:DB:185:ILE:HG22	32:DB:199:TYR:HB2	1.94	0.48
34:DD:65:ARG:HG2	34:DD:75:PHE:CD1	2.49	0.48
1:AA:226:G:H21	1:AA:228:A:H62	1.61	0.48
1:AA:553:G:H2'	1:AA:554:U:O4'	2.14	0.48
1:AA:848:G:N9	1:AA:933:A:H8	2.12	0.48
1:AA:1014:U:H2'	1:AA:1015:G:C8	2.48	0.48
1:AA:1656:C:H2'	1:AA:1657:C:C6	2.48	0.48
1:AA:1839:G:H5'	1:AA:1839:G:H8	1.78	0.48
2:AB:66:A:H61	2:AB:108:U:H2'	1.77	0.48
5:AF:64:ILE:HG21	5:AF:78:ILE:HG23	1.94	0.48
5:AF:132:VAL:CG2	5:AF:163:VAL:HG22	2.44	0.48
7:AH:107:VAL:HG21	7:AH:152:ARG:HB2	1.94	0.48
9:AN:42:TRP:HA	9:AN:48:MET:SD	2.53	0.48
25:A3:26:LEU:HD21	25:A3:46:ASN:HB3	1.95	0.48
1:BA:1673:U:C5	4:BE:129:HIS:CE1	3.01	0.48
1:BA:1814:G:O3'	3:BD:54:ARG:NH2	2.46	0.48
1:BA:1925:C:O2'	1:BA:1926:U:H5'	2.13	0.48
1:BA:2152:G:H2'	1:BA:2153:G:C8	2.49	0.48
4:BE:147:PRO:HB2	4:BE:149:ARG:HG2	1.96	0.48
6:BG:61:ALA:HB2	6:BG:68:PRO:HD3	1.94	0.48
8:BI:105:HIS:N	8:BI:105:HIS:CD2	2.82	0.48
15:BT:33:LYS:O	15:BT:82:LEU:HD23	2.12	0.48
31:CA:708:C:H2'	31:CA:709:G:H8	1.77	0.48
31:CA:1394:A:C5	31:CA:1501:C:H4'	2.48	0.48

Continued on next page...

Continued from previous page...

Atom-1	Atom-2	Interatomic distance (Å)	Clash overlap (Å)
33:CC:188:LEU:HD21	33:CC:195:VAL:HG22	1.95	0.48
31:DA:1291:G:C6	31:DA:1292:U:C4	3.01	0.48
41:DK:82:VAL:O	41:DK:109:VAL:HG23	2.12	0.48
48:DR:31:LEU:HD11	48:DR:62:GLU:HB3	1.96	0.48
1:AA:1141:U:OP2	9:AN:63:THR:OG1	2.18	0.48
1:AA:2291:U:H2'	1:AA:2292:C:C6	2.48	0.48
1:AA:2695:C:H2'	1:AA:2696:U:H6	1.78	0.48
2:AB:14:U:OP2	2:AB:71:C:H5'	2.13	0.48
18:AW:28:SER:O	18:AW:31:GLU:N	2.46	0.48
24:A2:63:VAL:HA	24:A2:66:GLU:HB2	1.95	0.48
1:BA:286:C:H2'	1:BA:287:C:H6	1.78	0.48
1:BA:1784:A:H4'	1:BA:1785:A:O5'	2.13	0.48
1:BA:2208:A:H1'	1:BA:2219:G:C4	2.48	0.48
3:BD:148:GLU:HB2	3:BD:151:LYS:HD2	1.95	0.48
4:BE:54:GLN:HB2	4:BE:76:ARG:HB3	1.95	0.48
4:BE:119:ARG:HG2	4:BE:160:TYR:HB2	1.96	0.48
8:BI:29:TYR:O	8:BI:32:PRO:HD2	2.13	0.48
14:BS:96:GLY:HA2	14:BS:97:ARG:C	2.34	0.48
31:CA:148:G:C2	31:CA:149:A:N7	2.82	0.48
31:CA:674:G:N2	31:CA:717:C:O2	2.46	0.48
31:CA:1305:G:H5''	51:CU:4:GLY:HA3	1.94	0.48
45:CO:3:ILE:O	45:CO:3:ILE:HG12	2.13	0.48
31:DA:73:G:H2'	31:DA:76:C:O4'	2.14	0.48
31:DA:503:C:H2'	31:DA:504:C:H6	1.78	0.48
31:DA:1023:G:C2	31:DA:1024:G:H1'	2.49	0.48
40:DJ:42:THR:OG1	40:DJ:68:HIS:HB3	2.14	0.48
48:DR:53:ARG:HE	48:DR:59:SER:C	2.16	0.48
1:AA:93:G:H2'	1:AA:94:C:H6	1.79	0.48
1:AA:652(S):C:H5'	1:AA:652(T):C:OP2	2.14	0.48
1:AA:980:A:C4	1:AA:1136:G:O4'	2.67	0.48
1:AA:1205:U:C4	5:AF:171:PRO:HA	2.47	0.48
1:AA:1231:G:H2'	1:AA:1232:G:H8	1.79	0.48
1:AA:1419:A:C8	1:AA:1421:G:C6	3.02	0.48
1:AA:1701:A:H5''	1:AA:1702:G:OP2	2.14	0.48
1:AA:1827:C:C2'	1:AA:1828:G:H5'	2.44	0.48
1:AA:2758:A:C2	1:AA:2759:G:H1'	2.48	0.48
7:AH:54:ARG:NH2	7:AH:57:ASP:OD1	2.46	0.48
14:AS:11:LYS:HD3	14:AS:15:ARG:NH1	2.29	0.48
14:AS:87:PHE:HB2	14:AS:112:PHE:CE1	2.48	0.48
15:AT:121:ILE:O	15:AT:124:ASP:HB2	2.13	0.48
19:AX:18:TYR:C	19:AX:20:GLY:H	2.17	0.48

Continued on next page...

Continued from previous page...

Atom-1	Atom-2	Interatomic distance (Å)	Clash overlap (Å)
22:A0:72:ARG:HB2	22:A0:75:LEU:HB2	1.95	0.48
1:BA:29:U:H6	1:BA:29:U:O5'	1.96	0.48
1:BA:861:A:N3	2:BB:79:C:O2'	2.44	0.48
1:BA:2133:G:H1'	1:BA:2158:A:H61	1.79	0.48
4:BE:31:CYS:HB3	4:BE:49:LEU:HG	1.95	0.48
6:BG:111:LEU:HB3	6:BG:117:PHE:CZ	2.48	0.48
12:BQ:37:LEU:HD21	12:BQ:130:LYS:HE3	1.96	0.48
14:BS:58:LEU:HG	14:BS:65:VAL:HG13	1.96	0.48
17:BV:35:LEU:HB2	17:BV:57:VAL:CG2	2.43	0.48
22:B0:51:VAL:CG2	22:B0:81:VAL:HG23	2.44	0.48
31:CA:376:G:H2'	31:CA:377:G:H8	1.78	0.48
31:CA:531:U:O3'	31:CA:532:A:H4'	2.13	0.48
31:CA:738:C:H2'	31:CA:739:C:H6	1.79	0.48
31:CA:838:G:H2'	31:CA:839:U:H5''	1.94	0.48
31:CA:1343:G:H2'	31:CA:1344:C:C6	2.48	0.48
31:CA:1409:C:H2'	31:CA:1410:G:C8	2.49	0.48
34:CD:18:LYS:HD3	34:CD:20:TYR:OH	2.13	0.48
36:CF:62:TRP:CZ3	36:CF:64:GLN:HB2	2.49	0.48
39:CI:29:ASN:OD1	39:CI:64:THR:HA	2.13	0.48
46:CP:51:VAL:HG12	46:CP:53:VAL:N	2.22	0.48
47:CQ:67:LYS:HA	47:CQ:70:ARG:NH1	2.25	0.48
31:DA:9:G:H2'	31:DA:10:A:H8	1.77	0.48
31:DA:189(K):U:H2'	31:DA:189(L):G:C8	2.48	0.48
31:DA:425:G:H4'	34:DD:45:GLN:OE1	2.14	0.48
36:DF:3:ARG:HB3	36:DF:93:SER:CB	2.43	0.48
37:DG:16:LEU:H	37:DG:16:LEU:HD12	1.78	0.48
38:DH:124:ALA:O	38:DH:128:GLY:N	2.44	0.48
1:AA:118:A:N3	1:AA:178:G:H1'	2.29	0.48
1:AA:528:A:H3'	1:AA:528:A:H8	1.77	0.48
1:AA:2438:U:H5''	1:AA:2600:A:OP1	2.12	0.48
7:AH:70:THR:O	7:AH:71:LEU:HB3	2.14	0.48
10:AO:73:ASP:OD1	15:AT:32:TYR:OH	2.09	0.48
23:A1:15:ALA:O	23:A1:40:ARG:HG3	2.14	0.48
1:BA:740:U:H2'	1:BA:741:G:C8	2.48	0.48
1:BA:2114:A:H3'	1:BA:2115:G:H8	1.73	0.48
1:BA:2687:U:H2'	1:BA:2688:U:O4'	2.12	0.48
16:BU:28:ARG:HD3	16:BU:38:THR:OG1	2.13	0.48
18:BW:14:PRO:HG2	18:BW:78:GLU:CG	2.37	0.48
27:B5:53:ALA:N	27:B5:54:GLY:HA2	2.29	0.48
31:CA:59:A:H5''	31:CA:60:A:C5'	2.43	0.48
31:CA:156:G:N1	31:CA:166:G:C6	2.82	0.48

Continued on next page...

Continued from previous page...

Atom-1	Atom-2	Interatomic distance (Å)	Clash overlap (Å)
31:CA:445:G:C2	31:CA:446:G:C4	3.01	0.48
31:CA:607:A:H2'	31:CA:608:A:O4'	2.14	0.48
31:CA:741:G:H2'	31:CA:742:G:O4'	2.14	0.48
31:CA:833:U:H3	31:CA:853:G:H1	1.60	0.48
37:CG:139:GLU:O	37:CG:143:ARG:HG3	2.14	0.48
50:CT:90:GLN:O	50:CT:93:GLU:HB3	2.13	0.48
51:CU:17:THR:O	51:CU:22:ARG:HD3	2.13	0.48
31:DA:413:G:N2	31:DA:428:G:H1'	2.29	0.48
31:DA:691:G:H2'	31:DA:692:U:C6	2.49	0.48
31:DA:1159:U:O4'	31:DA:1182:G:N2	2.47	0.48
39:DI:11:LYS:H	39:DI:104:ARG:NH2	2.11	0.48
45:DO:15:PHE:CE2	45:DO:84:LYS:HD2	2.48	0.48
50:DT:10:LEU:HD23	50:DT:11:SER:N	2.28	0.48
1:AA:325:G:H2'	1:AA:326:G:O4'	2.13	0.48
1:AA:548:A:N6	17:AV:19:LYS:H	2.12	0.48
1:AA:1463:C:H2'	1:AA:1464:C:C6	2.48	0.48
1:AA:2729:G:H2'	1:AA:2730:C:C6	2.48	0.48
4:AE:108:SER:HB3	4:AE:165:VAL:HG21	1.96	0.48
6:AG:173:LEU:HB3	6:AG:178:PHE:CG	2.48	0.48
18:AW:56:ALA:O	18:AW:60:ASN:HB2	2.12	0.48
19:AX:18:TYR:O	19:AX:20:GLY:N	2.47	0.48
1:BA:36:G:N3	1:BA:450:G:O2'	2.45	0.48
1:BA:797:C:OP2	5:BF:62:ARG:HB2	2.14	0.48
1:BA:830:G:H4'	1:BA:831:G:OP2	2.12	0.48
1:BA:928:G:H8	1:BA:928:G:O5'	1.96	0.48
1:BA:1312:U:H4'	1:BA:1313:U:O5'	2.13	0.48
1:BA:1514:U:H2'	1:BA:1515:G:H8	1.78	0.48
1:BA:1914:C:HO2'	1:BA:1915:U:C5'	2.27	0.48
1:BA:2438:U:O2'	1:BA:2440:C:OP1	2.29	0.48
7:BH:7:LEU:HG	7:BH:69:ARG:HH12	1.78	0.48
8:BI:101:LEU:HD12	8:BI:140:LEU:HD11	1.96	0.48
17:BV:52:VAL:HG22	17:BV:55:ALA:HB3	1.96	0.48
18:BW:83:LYS:O	18:BW:84:ARG:NH1	2.43	0.48
25:B3:19:GLN:OE1	25:B3:52:HIS:NE2	2.45	0.48
31:CA:655:A:N1	31:CA:656:C:C2	2.82	0.48
31:CA:1168:A:C6	31:CA:1169:A:C6	3.01	0.48
31:CA:1324:A:H2'	31:CA:1325:C:H6	1.79	0.48
32:CB:181:PHE:O	32:CB:183:PRO:HD3	2.14	0.48
35:CE:136:MET:O	35:CE:139:LEU:N	2.47	0.48
42:CL:6:THR:HG23	42:CL:9:GLN:OE1	2.13	0.48
31:DA:240:C:H2'	31:DA:241:C:H6	1.77	0.48

Continued on next page...

Continued from previous page...

Atom-1	Atom-2	Interatomic distance (Å)	Clash overlap (Å)
31:DA:666:G:H5'	31:DA:726:C:H1'	1.96	0.48
31:DA:1246:C:H2'	31:DA:1247:U:C6	2.48	0.48
31:DA:1309:G:OP1	43:DM:88:ARG:NH1	2.47	0.48
37:DG:20:ASP:HB3	37:DG:23:VAL:HG23	1.94	0.48
38:DH:92:ARG:HB3	38:DH:94:TYR:CE2	2.49	0.48
39:DI:24:GLY:HA2	39:DI:59:PHE:O	2.14	0.48
1:AA:71:A:H2	19:AX:31:HIS:CE1	2.31	0.48
1:AA:1005:C:H2'	1:AA:1006:C:C6	2.49	0.48
1:AA:2355:C:H5''	1:AA:2356:C:OP2	2.13	0.48
1:AA:2884:U:H2'	1:AA:2885:C:O4'	2.13	0.48
2:AB:111:G:H2'	2:AB:112:U:H6	1.79	0.48
7:AH:41:MET:SD	7:AH:64:LEU:HB3	2.53	0.48
8:AI:82:ARG:HB3	8:AI:89:TYR:CD1	2.49	0.48
9:AN:23:LEU:HB2	9:AN:60:ILE:HG12	1.95	0.48
1:BA:1173:G:O2'	1:BA:1174:A:O5'	2.32	0.48
1:BA:1174:A:H1'	1:BA:1175:U:C5'	2.41	0.48
1:BA:1514:U:H2'	1:BA:1515:G:C8	2.49	0.48
1:BA:1756:G:H4'	1:BA:1758:G:O4'	2.14	0.48
1:BA:1784:A:H4'	1:BA:1785:A:C5'	2.44	0.48
1:BA:1876:A:H2'	1:BA:1877:A:C8	2.48	0.48
1:BA:2287:A:H2	1:BA:2346:A:H62	1.59	0.48
1:BA:2492:U:H2'	1:BA:2493:U:C6	2.49	0.48
4:BE:143:ASN:HD22	4:BE:147:PRO:CD	2.27	0.48
16:BU:47:TYR:HA	16:BU:50:ARG:NH2	2.29	0.48
17:BV:14:VAL:HB	17:BV:96:ILE:HG13	1.95	0.48
31:CA:397:A:H3'	31:CA:397:A:N3	2.28	0.48
31:CA:405:U:O4	34:CD:2:GLY:N	2.47	0.48
35:CE:143:ARG:NH1	38:CH:77:GLU:OE1	2.47	0.48
31:DA:266:G:O3'	47:DQ:67:LYS:HB2	2.14	0.48
31:DA:568:G:N3	31:DA:574:A:H2	2.12	0.48
31:DA:742:G:P	45:DO:35:ARG:HH21	2.36	0.48
31:DA:942:G:H21	39:DI:124:GLN:NE2	2.11	0.48
33:DC:7:PRO:HG3	33:DC:201:TYR:HE2	1.78	0.48
42:DL:83:VAL:HG13	42:DL:100:ILE:HG23	1.96	0.48
1:AA:786:C:C2'	1:AA:787:U:H5'	2.44	0.48
1:AA:876:C:H2'	1:AA:877:U:O4'	2.14	0.48
1:AA:1047:G:H2'	1:AA:1110:G:N2	2.26	0.48
1:AA:1141:U:H2'	9:AN:63:THR:HG21	1.96	0.48
1:AA:1282:U:H2'	1:AA:1283:G:O4'	2.14	0.48
1:AA:1445:A:H8	1:AA:1460:A:C5	2.32	0.48
1:AA:1826:G:H2'	1:AA:1827:C:H6	1.79	0.48

Continued on next page...

Continued from previous page...

Atom-1	Atom-2	Interatomic distance (Å)	Clash overlap (Å)
1:AA:1946:U:H2'	1:AA:1947:C:C6	2.48	0.48
1:AA:2056:G:C4	1:AA:2577:A:C2	3.02	0.48
1:AA:2115:G:H21	1:AA:2171:A:N6	2.12	0.48
1:AA:2305:A:H2'	1:AA:2306:C:C6	2.49	0.48
1:AA:2406:U:H4'	1:AA:2407:G:H5''	1.96	0.48
7:AH:9:ILE:N	7:AH:50:VAL:O	2.31	0.48
24:A2:48:HIS:O	24:A2:52:ASP:HB2	2.14	0.48
1:BA:154:G:C6	1:BA:154(A):C:N4	2.82	0.48
1:BA:1126:A:H8	1:BA:1126:A:OP1	1.97	0.48
1:BA:2316:C:H2'	1:BA:2317:C:C6	2.49	0.48
21:BZ:31:ARG:NH1	21:BZ:94:GLU:OE2	2.42	0.48
23:B1:3:LYS:HB2	23:B1:61:ARG:HH12	1.78	0.48
26:B4:42:PHE:CB	26:B4:43:TYR:HB2	2.43	0.48
31:CA:56:U:H2'	31:CA:57:G:C8	2.48	0.48
31:CA:277:C:H5''	47:CQ:68:ARG:NH2	2.28	0.48
31:CA:598:U:H4'	38:CH:94:TYR:CD2	2.48	0.48
31:CA:649:G:H2'	31:CA:650:G:C8	2.49	0.48
31:CA:1067:A:N3	31:CA:1068:G:H1'	2.29	0.48
31:CA:1349:A:OP1	39:CI:121:ARG:N	2.46	0.48
31:CA:1418:A:C2	31:CA:1483:A:C2	3.02	0.48
34:CD:19:LEU:HD23	34:CD:21:LEU:HD11	1.95	0.48
43:CM:65:LYS:HA	43:CM:66:LEU:CB	2.41	0.48
33:DC:40:ARG:O	33:DC:44:GLU:HB2	2.14	0.48
33:DC:125:GLU:HA	33:DC:191:THR:HG22	1.95	0.48
45:DO:71:GLN:HA	45:DO:78:TYR:HB2	1.95	0.48
50:DT:72:LEU:HD23	50:DT:73:HIS:N	2.29	0.48
1:AA:289:A:H2'	1:AA:290:G:O4'	2.12	0.47
1:AA:952:G:C6	1:AA:966:G:C6	3.02	0.47
1:AA:966:G:C6	1:AA:967:C:N4	2.82	0.47
1:AA:2207:G:O2'	1:AA:2208:A:P	2.72	0.47
6:AG:11:TYR:HB2	6:AG:176:LEU:HD21	1.96	0.47
1:BA:628:G:H2'	1:BA:629:G:C8	2.49	0.47
1:BA:848:G:O6	1:BA:928:G:H2'	2.14	0.47
1:BA:1625:C:H2'	1:BA:1626:G:O4'	2.14	0.47
1:BA:1833:U:H2'	1:BA:1834:U:H6	1.79	0.47
1:BA:2362:G:OP1	30:B8:44:LYS:NZ	2.43	0.47
2:BB:90:A:N7	2:BB:91:C:H1'	2.28	0.47
7:BH:5:GLY:HA2	7:BH:69:ARG:HB3	1.96	0.47
16:BU:61:TRP:O	16:BU:65:ILE:HG13	2.14	0.47
31:CA:174:C:H2'	31:CA:175:C:H6	1.79	0.47
31:CA:363:A:OP1	42:CL:34:ARG:N	2.35	0.47

Continued on next page...

Continued from previous page...

Atom-1	Atom-2	Interatomic distance (Å)	Clash overlap (Å)
31:CA:1072:G:C5	31:CA:1073:U:C4	3.02	0.47
31:CA:1438:G:H2'	31:CA:1439:C:H6	1.79	0.47
32:CB:116:GLU:HA	32:CB:119:GLU:CB	2.41	0.47
34:CD:148:VAL:HG12	34:CD:149:ALA:H	1.79	0.47
31:DA:4:U:C5	38:DH:105:ARG:HD3	2.49	0.47
31:DA:236:G:C6	31:DA:237:C:C4	3.02	0.47
31:DA:1074:G:C2	31:DA:1075:C:C2	3.02	0.47
31:DA:1330:U:H4'	43:DM:23:TYR:CE2	2.49	0.47
31:DA:1362:C:H2'	31:DA:1363:C:H5''	1.96	0.47
40:DJ:24:VAL:O	40:DJ:34:VAL:HG11	2.14	0.47
48:DR:21:LYS:HD3	48:DR:21:LYS:HA	1.58	0.47
1:AA:96:G:H4'	24:A2:48:HIS:CD2	2.49	0.47
1:AA:221:A:C4	1:AA:266:G:N7	2.83	0.47
1:AA:391:G:C2	1:AA:411:G:C5	3.02	0.47
1:AA:1448:G:O2'	1:AA:1528(A):A:N1	2.37	0.47
1:AA:1919:A:N1	31:DA:1495:U:O2'	2.38	0.47
6:AG:3:LEU:HD22	26:A4:25:TYR:CE2	2.49	0.47
8:AI:126:TYR:HB2	8:AI:142:VAL:HG23	1.95	0.47
15:AT:51:ARG:HB3	15:AT:62:THR:HB	1.96	0.47
1:BA:300:A:P	20:BY:86:ARG:HH22	2.37	0.47
1:BA:511:U:C5	1:BA:512:G:C4	3.02	0.47
1:BA:637:A:H8	11:BP:117:GLU:HG3	1.79	0.47
1:BA:2106:G:C2	1:BA:2184:G:C2	3.01	0.47
3:BD:246:PRO:O	3:BD:254:THR:HG22	2.14	0.47
6:BG:132:ASN:HA	6:BG:157:ILE:O	2.13	0.47
31:CA:184:G:O2'	31:CA:185:A:H5'	2.14	0.47
31:CA:601:C:H2'	31:CA:602:A:C8	2.49	0.47
31:CA:735:C:H2'	31:CA:736:C:C6	2.46	0.47
31:CA:952:U:O2'	31:CA:953:G:H5'	2.14	0.47
31:CA:1375:A:C6	31:CA:1376:U:N3	2.82	0.47
32:CB:102:LEU:HB3	32:CB:180:LEU:CD1	2.44	0.47
33:CC:51:GLY:HA3	33:CC:71:ALA:HB3	1.95	0.47
36:CF:3:ARG:NE	36:CF:38:GLU:OE1	2.48	0.47
39:CI:5:TYR:HA	39:CI:17:VAL:O	2.14	0.47
43:CM:48:LEU:O	43:CM:52:GLU:HB2	2.14	0.47
44:CN:39:LEU:HD22	44:CN:43:CYS:HB3	1.96	0.47
50:CT:73:HIS:HB3	50:CT:74:LYS:HE2	1.96	0.47
31:DA:299:G:H2'	31:DA:300:A:C8	2.49	0.47
31:DA:475:G:C2'	31:DA:476:G:H5'	2.43	0.47
31:DA:833:U:H3	31:DA:853:G:H1	1.61	0.47
31:DA:1059:C:H2'	31:DA:1060:C:C6	2.50	0.47

Continued on next page...

Continued from previous page...

Atom-1	Atom-2	Interatomic distance (Å)	Clash overlap (Å)
31:DA:1165:C:H2'	31:DA:1166:G:O4'	2.13	0.47
31:DA:1510:U:H2'	31:DA:1511:G:C8	2.49	0.47
44:DN:24:CYS:SG	44:DN:40:CYS:CB	3.02	0.47
44:DN:40:CYS:H	44:DN:43:CYS:HB2	1.80	0.47
1:AA:1009:A:H8	1:AA:1009:A:O5'	1.96	0.47
1:AA:1131:G:C2	1:AA:1132:A:C4	3.01	0.47
1:AA:1161:C:H2'	1:AA:1162:G:H8	1.80	0.47
1:AA:1356:G:C6	1:AA:1357:U:C4	3.03	0.47
1:AA:1405:U:H2'	1:AA:1406:U:H6	1.77	0.47
1:AA:1524:G:N2	1:AA:1525:G:H1'	2.30	0.47
1:AA:1721:G:H8	1:AA:1741:A:H62	1.62	0.47
1:AA:1740:G:H2'	1:AA:1741:A:H8	1.79	0.47
1:AA:1784:A:H4'	1:AA:1785:A:H5''	1.94	0.47
1:AA:1833:U:H2'	1:AA:1834:U:C6	2.50	0.47
1:AA:2051:A:H5'	1:AA:2578:G:O4'	2.13	0.47
1:AA:2472:G:H2'	1:AA:2475:C:H42	1.79	0.47
3:AD:223:GLY:HA3	3:AD:231:HIS:CE1	2.49	0.47
6:AG:56:ALA:HB2	6:AG:153:ARG:NE	2.29	0.47
7:AH:25:LYS:NZ	7:AH:32:GLU:OE2	2.38	0.47
12:AQ:35:VAL:CG1	12:AQ:130:LYS:HB3	2.44	0.47
14:AS:58:LEU:HD12	14:AS:59:LYS:HD3	1.96	0.47
21:AZ:102:LEU:HD23	21:AZ:104:PHE:CZ	2.49	0.47
1:BA:1019:U:H3	1:BA:1142(A):A:H62	1.62	0.47
2:BB:6:C:C2	2:BB:116:G:N2	2.82	0.47
31:CA:397:A:N6	31:CA:548:G:C5	2.82	0.47
31:CA:787:A:N1	31:CA:795:C:N4	2.57	0.47
31:CA:1077:G:N2	31:CA:1080:A:OP2	2.34	0.47
31:CA:1412:C:H2'	31:CA:1413:A:C8	2.49	0.47
32:CB:185:ILE:HA	32:CB:199:TYR:O	2.14	0.47
34:CD:33:MET:SD	34:CD:37:PRO:HA	2.54	0.47
48:CR:74:ARG:HG2	48:CR:79:LEU:HB2	1.96	0.47
50:CT:33:ILE:O	50:CT:37:SER:OG	2.22	0.47
31:DA:78:G:N2	31:DA:91:C:N3	2.53	0.47
31:DA:1137:C:H5''	31:DA:1138:G:OP1	2.14	0.47
31:DA:1252:A:H2'	31:DA:1253:G:O4'	2.13	0.47
31:DA:1289:A:OP1	51:DU:9:ARG:NH2	2.47	0.47
31:DA:1320:C:N4	49:DS:36:ARG:HG3	2.30	0.47
34:DD:25:ARG:C	34:DD:27:TYR:H	2.16	0.47
1:AA:836:G:C5	1:AA:837:C:C4	3.02	0.47
1:AA:902:C:H2'	1:AA:903:C:C6	2.49	0.47
1:AA:1411:C:H2'	1:AA:1412:A:C8	2.49	0.47

Continued on next page...

Continued from previous page...

Atom-1	Atom-2	Interatomic distance (Å)	Clash overlap (Å)
1:AA:1434:A:H61	1:AA:1558:A:N6	2.12	0.47
1:AA:1494:A:O2'	1:AA:1495:A:H5'	2.14	0.47
1:AA:1591:G:C6	1:AA:1592:C:C4	3.03	0.47
1:AA:1793:C:H2'	1:AA:1794:U:H6	1.79	0.47
4:AE:9:VAL:HG13	4:AE:25:VAL:O	2.14	0.47
4:AE:31:CYS:HB3	4:AE:49:LEU:HG	1.96	0.47
4:AE:36:ARG:NH2	4:AE:88:GLY:O	2.46	0.47
6:AG:43:LEU:HB2	6:AG:89:GLY:HA2	1.97	0.47
9:AN:15:LEU:HB2	9:AN:135:PRO:HB2	1.97	0.47
21:AZ:102:LEU:HB3	21:AZ:104:PHE:CE2	2.50	0.47
1:BA:828:U:C5	1:BA:2247:A:H4'	2.49	0.47
1:BA:879:G:H2'	1:BA:880:G:O4'	2.13	0.47
1:BA:1177:A:P	1:BA:1177:A:H2'	2.54	0.47
1:BA:1324:G:C4	1:BA:1328:G:O6	2.67	0.47
3:BD:5:LYS:HB3	3:BD:5:LYS:HE3	1.67	0.47
30:B8:34:TRP:CE2	30:B8:35:GLN:HB3	2.50	0.47
31:CA:303:A:H2'	31:CA:304:U:O4'	2.15	0.47
31:CA:316:G:OP2	31:CA:351:G:O2'	2.32	0.47
31:CA:382:A:H2'	31:CA:383:A:C8	2.50	0.47
31:CA:778:G:H1'	41:CK:119:CYS:HB3	1.96	0.47
31:CA:952:U:H5'	31:CA:972:C:N4	2.29	0.47
31:CA:1026:G:N3	31:CA:1026:G:H2'	2.30	0.47
31:CA:1165:C:H2'	31:CA:1166:G:O4'	2.14	0.47
32:CB:132:LYS:O	32:CB:135:GLN:HG2	2.14	0.47
34:CD:53:ASP:O	34:CD:57:ARG:NH1	2.47	0.47
40:CJ:43:ARG:O	40:CJ:67:THR:HG23	2.14	0.47
43:CM:108:ARG:O	43:CM:112:GLY:N	2.47	0.47
31:DA:153:C:O5'	31:DA:153:C:H6	1.97	0.47
31:DA:688:G:H2'	31:DA:689:C:H6	1.78	0.47
31:DA:1113:C:N4	31:DA:1187:G:H1	2.11	0.47
31:DA:1305:G:H22	31:DA:1331:G:HO2'	1.57	0.47
31:DA:1333:A:H2'	31:DA:1334:G:O4'	2.14	0.47
32:DB:213:LEU:HD22	32:DB:214:ILE:HD13	1.96	0.47
35:DE:53:LEU:HD12	35:DE:53:LEU:H	1.79	0.47
42:DL:66:VAL:HG11	42:DL:98:TYR:CE1	2.49	0.47
44:DN:24:CYS:HB3	44:DN:27:CYS:O	2.14	0.47
1:AA:271(G):C:O2'	1:AA:271(H):G:H5'	2.14	0.47
1:AA:1109:C:C5	1:AA:1110:G:C5	3.03	0.47
1:AA:1287:A:N1	1:AA:1648:C:O2'	2.43	0.47
1:AA:1545:A:H2'	1:AA:1546:C:O4'	2.15	0.47
1:AA:1575:C:H2'	1:AA:1576:U:C6	2.48	0.47

Continued on next page...

Continued from previous page...

Atom-1	Atom-2	Interatomic distance (Å)	Clash overlap (Å)
1:AA:1671:U:O2'	1:AA:1673:U:H5	1.96	0.47
1:AA:2249:U:H4'	1:AA:2250:G:OP2	2.14	0.47
1:AA:2789:C:H4'	1:AA:2790:A:OP1	2.15	0.47
52:AA:3001:T8B:C13	31:DA:1492:A:O5'	2.62	0.47
19:AX:11:PRO:HG2	19:AX:13:LEU:HD21	1.96	0.47
1:BA:747:U:O2	1:BA:2014:A:H1'	2.13	0.47
1:BA:858:U:O2	1:BA:2268:A:H2'	2.13	0.47
1:BA:955:C:OP1	12:BQ:87:LYS:HE2	2.15	0.47
1:BA:1021:A:C8	1:BA:1021:A:C3'	2.98	0.47
1:BA:2335:A:O2'	1:BA:2336:A:H5''	2.14	0.47
1:BA:2786:U:O2'	4:BE:62:PRO:O	2.20	0.47
3:BD:13:ARG:NH1	3:BD:16:MET:SD	2.87	0.47
15:BT:13:ARG:HG3	15:BT:14:TYR:CE1	2.50	0.47
31:CA:110:C:H2'	31:CA:111:G:O4'	2.15	0.47
31:CA:189(C):C:H2'	31:CA:189(D):C:O4'	2.14	0.47
31:CA:191:G:N3	50:CT:103:GLY:HA2	2.29	0.47
31:CA:427:U:C4	31:CA:428:G:C6	3.03	0.47
31:CA:731:G:OP1	31:CA:766:A:H1'	2.14	0.47
31:CA:738:C:H2'	31:CA:739:C:C6	2.50	0.47
31:CA:881:G:H2'	31:CA:882:C:O4'	2.15	0.47
35:CE:36:ASP:OD2	35:CE:37:ARG:N	2.48	0.47
44:CN:4:LYS:O	44:CN:7:ILE:HG23	2.14	0.47
31:DA:922:G:H2'	31:DA:923:A:C8	2.49	0.47
33:DC:113:ALA:HB2	33:DC:202:ILE:HG13	1.96	0.47
45:DO:53:HIS:O	45:DO:56:LEU:HB3	2.15	0.47
1:AA:363(B):G:H2'	1:AA:363(C):G:H8	1.79	0.47
1:AA:1141:U:H4'	1:AA:1142(A):A:O4'	2.14	0.47
1:AA:1689:A:N6	1:AA:1698:A:H2	1.95	0.47
2:AB:72:G:O2'	2:AB:105:A:N6	2.48	0.47
4:AE:52:LEU:O	4:AE:76:ARG:N	2.45	0.47
15:AT:16:ARG:NH1	15:AT:18:ASP:OD2	2.48	0.47
22:A0:43:THR:O	22:A0:45:PHE:N	2.47	0.47
1:BA:225:A:H2'	1:BA:226:G:H5'	1.96	0.47
1:BA:1289:C:H2'	1:BA:1290:C:H6	1.80	0.47
1:BA:1418:G:H8	1:BA:1418:G:O5'	1.98	0.47
1:BA:1657:C:H4'	4:BE:133:LYS:HB3	1.96	0.47
1:BA:2699:C:H2'	1:BA:2700:C:O4'	2.13	0.47
8:BI:65:ALA:HB1	8:BI:136:VAL:HG11	1.97	0.47
14:BS:59:LYS:H	14:BS:60:GLY:HA3	1.78	0.47
31:CA:575:G:O2'	31:CA:821:G:H5'	2.15	0.47
31:CA:955:U:H2'	31:CA:956:U:H6	1.80	0.47

Continued on next page...

Continued from previous page...

Atom-1	Atom-2	Interatomic distance (Å)	Clash overlap (Å)
31:CA:991:U:H2'	31:CA:1212:U:O2	2.15	0.47
31:CA:1086:U:H2'	31:CA:1087:G:C8	2.44	0.47
31:CA:1118:C:H2'	31:CA:1119:C:C6	2.50	0.47
31:CA:1250:A:H4'	39:CI:68:GLY:H	1.79	0.47
32:CB:115:LEU:O	32:CB:119:GLU:N	2.46	0.47
39:CI:44:VAL:H	39:CI:45:ALA:HA	1.78	0.47
31:DA:187:C:H2'	31:DA:188:C:H6	1.78	0.47
31:DA:1291:G:H4'	39:DI:39:GLY:HA3	1.96	0.47
31:DA:1392:G:N2	31:DA:1502:A:H8	2.13	0.47
1:AA:760:G:H2'	1:AA:761:A:O4'	2.14	0.47
1:AA:1198:U:H2'	1:AA:1199:U:H6	1.78	0.47
1:AA:1331:A:O2'	1:AA:1332:G:H5''	2.14	0.47
1:AA:1354:A:H2'	1:AA:1355:G:O4'	2.14	0.47
1:AA:1472:A:H2'	1:AA:1473:G:O4'	2.14	0.47
1:AA:1660:C:H2'	1:AA:1661:G:H8	1.79	0.47
1:AA:1803:A:O2'	3:AD:259:THR:HG21	2.13	0.47
1:AA:1849:G:N3	1:AA:1850:G:C8	2.82	0.47
1:AA:2405:G:O2'	1:AA:2411:A:N6	2.47	0.47
52:AA:3001:T8B:H10	31:DA:1492:A:C4'	2.43	0.47
2:AB:28:C:C2	2:AB:29:A:C8	3.02	0.47
2:AB:38:C:O2	2:AB:48:A:H1'	2.14	0.47
2:AB:45:A:H2'	2:AB:46:A:H5'	1.96	0.47
3:AD:221:VAL:HG22	3:AD:226:MET:CE	2.44	0.47
6:AG:3:LEU:HD22	26:A4:25:TYR:CZ	2.50	0.47
11:AP:121:LYS:HD3	11:AP:123:LEU:HD11	1.96	0.47
16:AU:113:ALA:O	16:AU:117:GLN:HG2	2.15	0.47
21:AZ:40:ASP:HB3	21:AZ:43:GLU:HB2	1.97	0.47
24:A2:17:SER:HB3	24:A2:20:GLU:OE2	2.14	0.47
26:A4:15:ILE:HB	26:A4:32:TYR:HD2	1.80	0.47
28:A6:26:ASN:HB3	28:A6:29:ASN:HB2	1.97	0.47
1:BA:51:G:N2	1:BA:120:U:O2	2.45	0.47
1:BA:244:A:H4'	11:BP:74:GLU:HB2	1.95	0.47
1:BA:566:U:H5''	11:BP:29:LYS:HE3	1.97	0.47
1:BA:645:C:O2	1:BA:645:C:H2'	2.15	0.47
1:BA:652(F):G:H2'	1:BA:652(G):G:C8	2.49	0.47
1:BA:1173:G:N1	1:BA:1176:G:OP2	2.25	0.47
1:BA:1282:U:H2'	1:BA:1283:G:O4'	2.15	0.47
1:BA:1668:A:H4'	1:BA:1669:A:O5'	2.15	0.47
1:BA:1797:C:H4'	3:BD:257:LEU:O	2.15	0.47
1:BA:1803:A:O2'	3:BD:259:THR:HG21	2.15	0.47
1:BA:1839:G:H5'	1:BA:1839:G:C8	2.46	0.47

Continued on next page...

Continued from previous page...

Atom-1	Atom-2	Interatomic distance (Å)	Clash overlap (Å)
1:BA:2128:C:N4	1:BA:2160:G:H1	2.11	0.47
1:BA:2199:A:OP2	1:BA:2200:C:H5	1.96	0.47
1:BA:2282:G:H5''	1:BA:2283:C:O4'	2.14	0.47
3:BD:71:ASP:HB3	3:BD:103:ARG:HH22	1.78	0.47
5:BF:53:THR:C	5:BF:55:GLY:H	2.18	0.47
7:BH:124:GLU:OE1	7:BH:132:ARG:HD2	2.14	0.47
12:BQ:26:TYR:CE1	12:BQ:28:ALA:HB2	2.50	0.47
12:BQ:103:MET:HE2	12:BQ:104:PHE:CE1	2.50	0.47
13:BR:36:THR:HG22	13:BR:37:THR:H	1.78	0.47
15:BT:127:ALA:HA	15:BT:128:GLU:C	2.35	0.47
31:CA:96:U:HO2'	31:CA:97:G:P	2.35	0.47
31:CA:624:C:H2'	31:CA:625:G:C8	2.50	0.47
31:CA:826:C:H2'	31:CA:827:U:C6	2.50	0.47
31:CA:944:G:O6	31:CA:1337:G:H8	1.98	0.47
31:CA:945:G:N1	31:CA:1337:G:C2	2.82	0.47
31:CA:1161:C:H2'	31:CA:1162:C:C6	2.50	0.47
31:CA:1226:C:C5	43:CM:104:ARG:HB2	2.49	0.47
33:CC:189:ALA:O	33:CC:191:THR:N	2.44	0.47
49:CS:31:ILE:O	49:CS:50:ALA:N	2.41	0.47
31:DA:115:G:H4'	31:DA:116:A:O5'	2.14	0.47
31:DA:344:A:H4'	31:DA:345:C:OP2	2.15	0.47
31:DA:355:C:H5''	31:DA:389:A:OP2	2.15	0.47
31:DA:417:C:H2'	31:DA:418:C:C6	2.49	0.47
31:DA:460:G:C6	31:DA:470:C:H5''	2.50	0.47
31:DA:487:A:H2'	31:DA:488:C:O4'	2.15	0.47
31:DA:521:G:O5'	42:DL:73:GLU:HG2	2.14	0.47
31:DA:542:G:OP1	34:DD:10:ARG:NH1	2.45	0.47
31:DA:791:G:C6	31:DA:792:A:N7	2.83	0.47
31:DA:991:U:C4	31:DA:1212:U:H1'	2.49	0.47
31:DA:993:G:O2'	31:DA:994:A:N7	2.46	0.47
31:DA:1030(A):G:H3'	31:DA:1030(B):C:C5'	2.45	0.47
31:DA:1238:A:H62	31:DA:1299:A:N6	2.12	0.47
31:DA:1285:A:H4'	31:DA:1286:A:O5'	2.15	0.47
31:DA:1504:G:H3'	31:DA:1504:G:P	2.54	0.47
32:DB:28:PHE:CE2	32:DB:31:TYR:HD1	2.32	0.47
33:DC:113:ALA:HB1	33:DC:200:ALA:HB1	1.96	0.47
37:DG:113:GLU:H	37:DG:113:GLU:HG2	1.50	0.47
43:DM:65:LYS:O	43:DM:70:LEU:HG	2.14	0.47
46:DP:29:ASP:OD2	46:DP:29:ASP:N	2.48	0.47
51:DU:6:ARG:C	51:DU:8:THR:H	2.17	0.47
1:AA:102:G:O2'	1:AA:103:A:P	2.72	0.47

Continued on next page...

Continued from previous page...

Atom-1	Atom-2	Interatomic distance (Å)	Clash overlap (Å)
1:AA:1161:C:H2'	1:AA:1162:G:C8	2.49	0.47
1:AA:1564:C:O2'	1:AA:1565:C:H5'	2.15	0.47
1:AA:1792:G:C5'	3:AD:205:VAL:HG13	2.45	0.47
1:AA:2301:C:H2'	1:AA:2302:G:H8	1.80	0.47
1:AA:2396:G:OP1	23:A1:25:LYS:NZ	2.35	0.47
1:AA:2736:G:N2	1:AA:2737:G:H1'	2.30	0.47
2:AB:50:G:H2'	2:AB:51:G:O4'	2.15	0.47
8:AI:12:LEU:HD22	8:AI:19:VAL:HG21	1.96	0.47
8:AI:76:THR:O	8:AI:105:HIS:NE2	2.47	0.47
1:BA:668:G:H5'	1:BA:669:G:OP2	2.14	0.47
1:BA:779:U:H5''	3:BD:49:ILE:HD11	1.95	0.47
1:BA:1701:A:H5''	1:BA:1702:G:OP2	2.15	0.47
3:BD:35:LYS:HE2	3:BD:64:ILE:HD11	1.95	0.47
14:BS:65:VAL:O	14:BS:69:VAL:HG12	2.15	0.47
14:BS:95:HIS:C	14:BS:99:LYS:HB3	2.35	0.47
18:BW:4:LYS:HB2	18:BW:106:ILE:HG12	1.97	0.47
18:BW:28:SER:O	18:BW:31:GLU:N	2.46	0.47
18:BW:31:GLU:O	18:BW:35:ILE:HG13	2.14	0.47
31:CA:189(K):U:H2'	31:CA:189(L):G:C8	2.50	0.47
31:CA:564:C:H5'	47:CQ:32:TYR:CE2	2.49	0.47
31:CA:1215:G:H2'	31:CA:1216:G:C8	2.46	0.47
31:CA:1318:A:N6	44:CN:18:VAL:HG11	2.30	0.47
32:CB:60:ASP:OD2	32:CB:64:ARG:NE	2.43	0.47
36:CF:61:LEU:HD23	36:CF:63:TYR:OH	2.14	0.47
38:CH:25:ASP:OD2	38:CH:25:ASP:N	2.48	0.47
38:CH:58:TYR:O	38:CH:59:LEU:HD23	2.14	0.47
46:CP:28:ARG:HG2	46:CP:29:ASP:OD2	2.15	0.47
50:CT:16:HIS:O	50:CT:19:SER:OG	2.20	0.47
50:CT:72:LEU:HD23	50:CT:73:HIS:N	2.30	0.47
31:DA:25:C:H2'	31:DA:26:A:C8	2.50	0.47
31:DA:193:C:H2'	31:DA:194:C:C6	2.50	0.47
31:DA:512:U:H2'	31:DA:513:C:C6	2.49	0.47
31:DA:948:C:H2'	31:DA:949:A:H8	1.78	0.47
31:DA:1084:G:H5'	31:DA:1102:A:OP2	2.14	0.47
32:DB:27:LYS:HD2	32:DB:193:ASP:OD1	2.15	0.47
32:DB:145:LEU:O	32:DB:149:LEU:HB2	2.14	0.47
33:DC:6:HIS:CE1	33:DC:8:ILE:HB	2.50	0.47
33:DC:30:ARG:HH21	44:DN:38:GLY:HA2	1.80	0.47
34:DD:10:ARG:HB2	34:DD:40:PRO:HG3	1.97	0.47
34:DD:135:LEU:O	34:DD:137:SER:N	2.48	0.47
42:DL:49:ASN:ND2	42:DL:92:ASP:OD1	2.48	0.47

Continued on next page...

Continued from previous page...

Atom-1	Atom-2	Interatomic distance (Å)	Clash overlap (Å)
1:AA:27:G:N2	1:AA:512:G:H1'	2.30	0.47
1:AA:581:C:OP1	16:AU:33:ARG:HG3	2.14	0.47
1:AA:646:A:H2'	1:AA:647:G:O4'	2.15	0.47
1:AA:748:G:O6	18:AW:90:ARG:NH1	2.48	0.47
1:AA:777:A:H2'	1:AA:778:G:H8	1.79	0.47
1:AA:1174:A:H1'	1:AA:1175:U:C5'	2.42	0.47
1:AA:1721:G:H2'	1:AA:1740:G:O6	2.15	0.47
1:AA:2136:C:N3	1:AA:2155:G:N2	2.61	0.47
1:AA:2349:G:H3'	1:AA:2350:C:H5''	1.97	0.47
1:AA:2536:G:C6	1:AA:2537:U:C4	3.03	0.47
1:AA:2784:C:H2'	1:AA:2785:C:C6	2.50	0.47
1:AA:2838:G:C6	1:AA:2839:G:C5	3.03	0.47
2:AB:33:G:N2	2:AB:50:G:C4	2.83	0.47
2:AB:61:G:C6	2:AB:62:C:C4	3.02	0.47
5:AF:28:ILE:HG12	5:AF:116:ASP:HB2	1.97	0.47
13:AR:92:GLY:HA2	13:AR:94:TYR:CE1	2.50	0.47
24:A2:66:GLU:HA	24:A2:69:ARG:NH1	2.30	0.47
25:A3:8:LEU:HD13	25:A3:31:LEU:HD23	1.97	0.47
1:BA:596:G:H2'	1:BA:597:U:O4'	2.15	0.47
1:BA:1531:C:N4	1:BA:1538:G:H1	2.06	0.47
1:BA:1782:C:H2'	1:BA:2608:G:O2'	2.15	0.47
1:BA:2199:A:N3	1:BA:2199:A:H2'	2.30	0.47
1:BA:2207:G:O2'	1:BA:2208:A:P	2.71	0.47
1:BA:2320:A:N3	1:BA:2320:A:H2'	2.30	0.47
1:BA:2377:A:H2'	1:BA:2378:A:C8	2.49	0.47
6:BG:138:GLN:HE22	6:BG:153:ARG:HB2	1.79	0.47
6:BG:145:THR:OG1	6:BG:146:TYR:N	2.47	0.47
7:BH:69:ARG:C	7:BH:70:THR:O	2.52	0.47
9:BN:76:SER:HB2	9:BN:77:GLY:H	1.49	0.47
11:BP:132:LYS:HE2	11:BP:132:LYS:HB2	1.52	0.47
24:B2:1:MET:N	24:B2:52:ASP:OD1	2.43	0.47
31:CA:34:C:H2'	31:CA:35:G:C8	2.50	0.47
31:CA:124:G:C6	31:CA:125:U:N3	2.83	0.47
31:CA:189(F):U:C4	47:CQ:72:ARG:NH2	2.83	0.47
31:CA:460:G:C6	31:CA:470:C:H5''	2.50	0.47
31:CA:1027:C:H2'	31:CA:1028:C:C4	2.50	0.47
31:CA:1063:C:H3'	31:CA:1064:G:H2'	1.96	0.47
33:CC:32:LEU:HD13	33:CC:59:ARG:HG2	1.97	0.47
33:CC:40:ARG:O	33:CC:44:GLU:HB2	2.15	0.47
42:CL:119:LYS:H	42:CL:119:LYS:HG3	1.49	0.47
31:DA:109:A:C6	31:DA:326:G:C6	3.03	0.47

Continued on next page...

Continued from previous page...

Atom-1	Atom-2	Interatomic distance (Å)	Clash overlap (Å)
31:DA:617:G:H4'	46:DP:44:THR:O	2.14	0.47
31:DA:977:A:N6	31:DA:1224:G:O5'	2.48	0.47
31:DA:1092:A:H2'	31:DA:1093:A:C8	2.50	0.47
31:DA:1216:G:H5''	44:DN:5:ALA:HB3	1.97	0.47
34:DD:88:VAL:O	34:DD:92:VAL:HG23	2.15	0.47
40:DJ:51:ARG:HD3	44:DN:45:ARG:HH21	1.79	0.47
46:DP:23:ASP:O	46:DP:25:ARG:N	2.48	0.47
47:DQ:22:LEU:HD11	47:DQ:39:SER:HB3	1.97	0.47
1:AA:24:G:O2'	18:AW:77:ASP:HB3	2.15	0.47
1:AA:900:A:H2'	1:AA:901:A:H8	1.79	0.47
1:AA:1177:A:P	1:AA:1177:A:H2'	2.55	0.47
1:AA:1754:C:H2'	1:AA:1755:A:O4'	2.15	0.47
1:AA:1796:U:H2'	1:AA:1797:C:H6	1.79	0.47
1:AA:1934:C:H2'	1:AA:1935:G:O4'	2.15	0.47
1:AA:2019:A:OP2	27:A5:9:LYS:NZ	2.42	0.47
1:AA:2139:C:H42	1:AA:2152:G:H1	1.62	0.47
1:AA:2291:U:H5''	1:AA:2380:C:O2'	2.15	0.47
1:AA:2784:C:H2'	1:AA:2785:C:H6	1.80	0.47
2:AB:29:A:P	14:AS:32:LEU:HD12	2.55	0.47
9:AN:111:PRO:HA	9:AN:114:ARG:NH1	2.29	0.47
13:AR:80:PHE:O	13:AR:84:ALA:HB3	2.15	0.47
1:BA:1385:G:H4'	1:BA:1386:C:OP1	2.15	0.47
1:BA:1475:G:C2	1:BA:1517:G:C2	3.03	0.47
1:BA:1495:A:H2'	1:BA:1496:A:H8	1.78	0.47
1:BA:2171:A:H4'	1:BA:2172:U:OP1	2.14	0.47
1:BA:2749:A:H4'	7:BH:62:LYS:HB3	1.97	0.47
14:BS:32:LEU:O	14:BS:62:LYS:HE2	2.15	0.47
21:BZ:151:HIS:N	21:BZ:171:ILE:HG12	2.30	0.47
31:CA:323:U:H2'	31:CA:324:G:O4'	2.14	0.47
31:CA:633:G:H2'	31:CA:634:C:H6	1.80	0.47
31:CA:788:U:H2'	31:CA:789:U:O4'	2.15	0.47
31:CA:975:A:C2	31:CA:1357:A:H1'	2.49	0.47
31:CA:1433:A:C4	31:CA:1468:A:C2	3.04	0.47
35:CE:20:GLN:NE2	35:CE:21:ALA:O	2.48	0.47
42:CL:66:VAL:HG11	42:CL:98:TYR:CE1	2.50	0.47
50:CT:63:ILE:HG22	50:CT:77:ALA:HB1	1.97	0.47
31:DA:1202:G:H1'	44:DN:29:ARG:HD2	1.96	0.47
31:DA:1221:G:H4'	49:DS:77:THR:HG21	1.98	0.47
41:DK:58:PRO:HB2	41:DK:93:GLN:HG3	1.96	0.47
42:DL:38:THR:OG1	42:DL:57:LYS:HB3	2.15	0.47
45:DO:39:LEU:HD13	45:DO:56:LEU:HB2	1.97	0.47

Continued on next page...

Continued from previous page...

Atom-1	Atom-2	Interatomic distance (Å)	Clash overlap (Å)
49:DS:12:ASP:OD2	49:DS:37:ARG:NH1	2.48	0.47
50:DT:76:ALA:HA	50:DT:79:ARG:NH1	2.30	0.47
1:AA:898:C:H2'	1:AA:899:A:O4'	2.16	0.46
1:AA:1188:U:O2'	1:AA:1189:A:H5'	2.15	0.46
1:AA:1297:C:OP1	1:AA:2710:C:H4'	2.16	0.46
1:AA:1441:G:H2'	1:AA:1442:G:H8	1.79	0.46
1:AA:2251:G:OP2	12:AQ:82:ARG:NH1	2.48	0.46
1:AA:2327:A:H2'	1:AA:2328:A:H8	1.74	0.46
1:AA:2740:A:N6	1:AA:2764:A:C8	2.83	0.46
12:AQ:137:TYR:O	12:AQ:141:GLN:HG2	2.15	0.46
16:AU:47:TYR:HA	16:AU:50:ARG:NH2	2.30	0.46
26:A4:14:ILE:HA	26:A4:31:ILE:O	2.16	0.46
1:BA:248:G:H5'	1:BA:250:G:N7	2.30	0.46
1:BA:528:A:C8	1:BA:528:A:H3'	2.50	0.46
1:BA:674:G:H1'	5:BF:74:ARG:HD3	1.97	0.46
1:BA:862:G:H2'	1:BA:863:A:O4'	2.15	0.46
1:BA:987:G:O2'	1:BA:1000:A:N3	2.40	0.46
1:BA:1587:A:H2'	1:BA:1588:C:C6	2.50	0.46
1:BA:1721:G:H2'	1:BA:1740:G:O6	2.15	0.46
1:BA:2190:G:C2'	1:BA:2191:G:H5''	2.41	0.46
1:BA:2747:G:O6	1:BA:2755:C:H5''	2.15	0.46
5:BF:53:THR:CG2	5:BF:55:GLY:H	2.28	0.46
5:BF:65:TRP:CZ2	5:BF:75:HIS:HD2	2.32	0.46
7:BH:17:VAL:HG21	7:BH:50:VAL:HG21	1.97	0.46
13:BR:72:ASP:OD1	13:BR:75:LEU:HB2	2.14	0.46
31:CA:189(F):U:O2	47:CQ:63:ARG:NH2	2.47	0.46
31:CA:192:U:H2'	31:CA:193:C:C6	2.49	0.46
31:CA:559:A:H4'	31:CA:560:U:C3'	2.45	0.46
33:CC:184:TYR:OH	33:CC:186:PHE:HB2	2.15	0.46
45:CO:52:SER:O	45:CO:55:GLY:N	2.48	0.46
31:DA:64:G:H4'	31:DA:65:U:H3'	1.96	0.46
31:DA:167:G:H2'	31:DA:168:G:H8	1.80	0.46
31:DA:657:G:H4'	45:DO:28:GLN:HG2	1.97	0.46
31:DA:1359:C:O2'	31:DA:1362:C:N4	2.45	0.46
31:DA:1501:C:N4	31:DA:1504:G:C2	2.83	0.46
32:DB:24:TRP:CZ3	32:DB:29:ALA:HB2	2.45	0.46
32:DB:55:PHE:CE1	32:DB:218:ALA:HA	2.51	0.46
1:AA:566:U:H5''	11:AP:29:LYS:HE3	1.98	0.46
1:AA:619:G:H5''	1:AA:620:G:OP2	2.15	0.46
1:AA:1582:C:O2'	1:AA:1586:A:N3	2.40	0.46
1:AA:1892:C:O5'	1:AA:1892:C:H6	1.98	0.46

Continued on next page...

Continued from previous page...

Atom-1	Atom-2	Interatomic distance (Å)	Clash overlap (Å)
1:AA:2094:G:OP1	8:AI:22:LYS:HD2	2.15	0.46
1:AA:2440:C:N3	1:AA:2441:C:H1'	2.30	0.46
1:AA:2749:A:O4'	7:AH:63:SER:HA	2.15	0.46
1:AA:2869:G:H2'	1:AA:2870:C:O4'	2.15	0.46
2:AB:54:G:H21	6:AG:29:TRP:HZ2	1.64	0.46
2:AB:94:C:H2'	2:AB:95:C:C6	2.48	0.46
4:AE:37:ARG:HB2	4:AE:46:ALA:N	2.30	0.46
11:AP:50:ARG:HD3	30:A8:7:HIS:CD2	2.50	0.46
15:AT:50:ILE:HA	15:AT:99:LEU:HD12	1.96	0.46
21:AZ:23:LYS:O	21:AZ:25:PRO:HD3	2.14	0.46
1:BA:1806:C:O2'	3:BD:46:GLN:OE1	2.14	0.46
1:BA:2074:U:H2'	1:BA:2075:U:C6	2.50	0.46
1:BA:2304:G:H22	1:BA:2312:U:H3	1.63	0.46
5:BF:102:PRO:HB2	5:BF:105:VAL:HG23	1.96	0.46
15:BT:16:ARG:HG3	15:BT:79:HIS:HA	1.97	0.46
18:BW:13:SER:HB3	18:BW:16:LYS:HD2	1.96	0.46
24:B2:13:ALA:HA	24:B2:16:LEU:HD12	1.96	0.46
31:CA:237:C:H5''	47:CQ:25:ARG:CZ	2.45	0.46
31:CA:1157:A:C6	31:CA:1181:G:C5	3.04	0.46
31:CA:1414:U:H2'	31:CA:1415:G:H8	1.80	0.46
35:CE:78:HIS:CE1	35:CE:143:ARG:H	2.32	0.46
42:CL:66:VAL:HG11	42:CL:98:TYR:HE1	1.79	0.46
45:CO:20:GLY:O	45:CO:22:THR:HG23	2.16	0.46
31:DA:9:G:OP1	35:DE:122:GLU:HB2	2.16	0.46
31:DA:15:G:H2'	31:DA:16:A:H8	1.80	0.46
31:DA:59:A:H2'	31:DA:59:A:N3	2.31	0.46
31:DA:668:G:O4'	45:DO:49:ASP:HB2	2.16	0.46
31:DA:1055:A:H62	31:DA:1200:C:H42	1.63	0.46
32:DB:187:LEU:HD23	32:DB:201:ILE:CG2	2.45	0.46
32:DB:208:ILE:HA	32:DB:211:ILE:HD12	1.97	0.46
1:AA:64:A:H1'	19:AX:66:LEU:HB2	1.98	0.46
1:AA:518:G:H4'	18:AW:18:ARG:NH1	2.31	0.46
1:AA:706:A:H2'	1:AA:707:G:O4'	2.16	0.46
1:AA:723:G:H2'	1:AA:724:U:O4'	2.15	0.46
1:AA:921:G:C6	1:AA:922:U:C4	3.04	0.46
1:AA:1789:A:H2'	1:AA:1790:C:O4'	2.15	0.46
1:AA:2419:U:H2'	1:AA:2420:C:C6	2.50	0.46
7:AH:13:LYS:HA	7:AH:14:GLY:HA2	1.53	0.46
23:A1:54:ALA:HB1	23:A1:83:GLU:HG3	1.97	0.46
1:BA:1332:G:N2	1:BA:1609:A:HO2'	2.10	0.46
1:BA:1359:A:N6	1:BA:1372:U:H3	2.09	0.46

Continued on next page...

Continued from previous page...

Atom-1	Atom-2	Interatomic distance (Å)	Clash overlap (Å)
1:BA:1790:C:H2'	1:BA:1791:A:C5	2.50	0.46
8:BI:3:VAL:HG12	8:BI:38:LEU:HA	1.97	0.46
15:BT:41:ARG:HH11	15:BT:41:ARG:HG3	1.80	0.46
31:CA:14:U:O2	31:CA:17:U:H5	1.98	0.46
31:CA:407:G:C2	31:CA:436:C:N3	2.83	0.46
31:CA:1082:G:H2'	31:CA:1083:U:O4'	2.15	0.46
31:CA:1500:A:H5''	31:CA:1508:G:H5''	1.97	0.46
31:CA:1510:U:H2'	31:CA:1511:G:C8	2.51	0.46
32:CB:32:ILE:HD13	32:CB:40:HIS:ND1	2.29	0.46
32:CB:54:THR:O	32:CB:58:ILE:HG13	2.15	0.46
34:CD:59:ARG:NH2	34:CD:66:ARG:HH12	2.13	0.46
31:DA:955:U:H2'	31:DA:956:U:C6	2.49	0.46
31:DA:1084:G:H2'	31:DA:1085:U:C6	2.50	0.46
33:DC:121:ALA:HB1	33:DC:189:ALA:HB2	1.97	0.46
1:AA:674:G:O2'	5:AF:74:ARG:HD3	2.15	0.46
1:AA:1740:G:H2'	1:AA:1741:A:C8	2.51	0.46
1:AA:1788:C:H5''	3:AD:225:ALA:HB1	1.98	0.46
1:AA:1913:A:O2'	52:AA:3001:T8B:C23	2.63	0.46
1:AA:2319:G:H22	14:AS:3:ARG:HE	1.61	0.46
1:AA:2463:C:O2'	1:AA:2464:C:H5'	2.14	0.46
2:AB:17:C:H2'	2:AB:18:G:O4'	2.15	0.46
3:AD:175:LEU:HD12	3:AD:185:VAL:HG21	1.98	0.46
4:AE:14:ILE:HB	15:AT:14:TYR:CZ	2.51	0.46
4:AE:101:ARG:HB2	4:AE:201:THR:HG21	1.98	0.46
20:AY:9:LYS:HA	20:AY:10:GLY:HA2	1.59	0.46
25:A3:6:VAL:O	25:A3:34:GLU:HA	2.15	0.46
1:BA:225:A:C2'	1:BA:226:G:H5'	2.46	0.46
1:BA:588:U:H2'	1:BA:589:C:C6	2.51	0.46
1:BA:1406:U:H2'	1:BA:1407:C:C6	2.51	0.46
1:BA:2305:A:H5''	6:BG:134:GLY:CA	2.46	0.46
3:BD:248:SER:C	3:BD:250:TRP:H	2.19	0.46
3:BD:274:ARG:H	3:BD:274:ARG:HG2	1.46	0.46
4:BE:30:PRO:HB3	4:BE:92:THR:HG22	1.97	0.46
4:BE:119:ARG:HA	4:BE:160:TYR:CD1	2.50	0.46
6:BG:165:THR:OG1	6:BG:168:GLU:HG3	2.16	0.46
11:BP:82:GLY:HA2	11:BP:113:LYS:O	2.14	0.46
14:BS:3:ARG:HG3	14:BS:4:LEU:N	2.25	0.46
31:CA:370:C:H2'	31:CA:371:G:C8	2.50	0.46
31:CA:568:G:N7	42:CL:5:PRO:HD3	2.31	0.46
31:CA:952:U:H2'	31:CA:953:G:H8	1.81	0.46
31:CA:984:C:H2'	31:CA:985:C:C6	2.51	0.46

Continued on next page...

Continued from previous page...

Atom-1	Atom-2	Interatomic distance (Å)	Clash overlap (Å)
31:CA:1206:G:O4'	33:CC:194:GLY:HA2	2.16	0.46
32:CB:87:ARG:NH1	32:CB:220:ASP:OD1	2.37	0.46
42:CL:32:PHE:CE1	42:CL:86:ARG:HG3	2.49	0.46
43:CM:5:ALA:HA	43:CM:61:GLU:CG	2.46	0.46
31:DA:682:G:C6	31:DA:709:G:C6	3.04	0.46
31:DA:1147:C:C4	31:DA:1148:U:C4	3.03	0.46
31:DA:1274:G:N2	31:DA:1275:A:H62	2.13	0.46
32:DB:77:ALA:HB1	32:DB:211:ILE:HG21	1.96	0.46
41:DK:31:THR:HA	41:DK:42:TRP:HA	1.98	0.46
46:DP:6:LEU:HD11	46:DP:73:LEU:HD12	1.97	0.46
1:AA:2144:U:O2	1:AA:2148:G:N1	2.48	0.46
1:AA:2274:A:N1	1:AA:2276:G:H1'	2.30	0.46
2:AB:2:C:C2	2:AB:3:C:C5	3.03	0.46
2:AB:87:G:N2	2:AB:89:G:H3'	2.31	0.46
4:AE:110:GLY:O	13:AR:3:HIS:CE1	2.69	0.46
8:AI:44:LEU:HD13	8:AI:44:LEU:HA	1.76	0.46
10:AO:14:THR:O	10:AO:52:VAL:HG22	2.16	0.46
10:AO:20:MET:HE3	10:AO:44:LYS:HE3	1.98	0.46
13:AR:101:ALA:HA	27:A5:44:THR:CG2	2.46	0.46
1:BA:247:G:H4'	1:BA:386:G:C5	2.50	0.46
1:BA:885:C:N4	1:BA:890:A:C6	2.62	0.46
1:BA:2736:G:N2	1:BA:2769:C:H1'	2.31	0.46
31:CA:33:A:H2'	31:CA:34:C:C6	2.50	0.46
31:CA:579:G:O5'	31:CA:728:A:H1'	2.16	0.46
31:CA:1210:C:H2'	31:CA:1211:U:H5''	1.98	0.46
31:CA:1288:A:H2'	31:CA:1289:A:O4'	2.16	0.46
36:CF:19:LEU:HD23	36:CF:19:LEU:O	2.15	0.46
31:DA:15:G:H2'	31:DA:16:A:C8	2.51	0.46
31:DA:630:G:H2'	31:DA:631:G:C8	2.49	0.46
31:DA:782:A:H4'	31:DA:1514:C:O2'	2.16	0.46
31:DA:921:U:O2'	35:DE:19:MET:O	2.27	0.46
31:DA:991:U:O2'	31:DA:992:U:OP2	2.32	0.46
31:DA:1237:C:HO2'	31:DA:1300:G:H22	1.56	0.46
31:DA:1496:C:H2'	31:DA:1497:G:O4'	2.15	0.46
50:DT:21:LYS:O	50:DT:25:ARG:HG3	2.15	0.46
1:AA:39:C:H2'	1:AA:40:C:C6	2.50	0.46
1:AA:441:U:H2'	1:AA:442:G:C8	2.50	0.46
1:AA:907:U:O2'	12:AQ:101:ARG:NH2	2.36	0.46
1:AA:950:G:H2'	1:AA:951:C:O4'	2.15	0.46
1:AA:1227:G:OP1	16:AU:13:LYS:HG2	2.16	0.46
1:AA:1248:G:O2'	16:AU:3:ARG:HA	2.15	0.46

Continued on next page...

Continued from previous page...

Atom-1	Atom-2	Interatomic distance (Å)	Clash overlap (Å)
1:AA:2543:G:N3	1:AA:2765:A:H2'	2.31	0.46
1:AA:2630:G:H2'	1:AA:2631:G:C8	2.51	0.46
7:AH:11:VAL:CG2	7:AH:50:VAL:HG23	2.45	0.46
8:AI:105:HIS:H	8:AI:105:HIS:HD2	1.57	0.46
18:AW:4:LYS:HB2	18:AW:106:ILE:HG12	1.97	0.46
23:A1:7:ILE:HG21	23:A1:69:LYS:HG2	1.97	0.46
1:BA:1999:C:H5''	1:BA:2723:C:O2'	2.15	0.46
5:BF:37:VAL:HG21	11:BP:6:LEU:CD1	2.45	0.46
6:BG:121:ASN:HA	6:BG:122:PRO:HD3	1.74	0.46
31:CA:174:C:H2'	31:CA:175:C:C6	2.50	0.46
31:CA:184:G:N2	31:CA:194:C:C2	2.83	0.46
31:CA:968:A:H8	31:CA:968:A:OP1	1.99	0.46
31:CA:1492:A:H8	42:CL:47:LYS:HD2	1.79	0.46
31:DA:266:G:H5''	31:DA:267:C:C5	2.51	0.46
33:DC:111:LEU:HD23	33:DC:141:VAL:HG13	1.98	0.46
35:DE:129:ILE:O	35:DE:132:ALA:HB3	2.14	0.46
36:DF:14:LEU:HB3	36:DF:15:ASP:H	1.49	0.46
39:DI:26:VAL:HG13	39:DI:61:ALA:HB3	1.98	0.46
42:DL:69:TYR:HD2	42:DL:99:HIS:CD2	2.34	0.46
43:DM:44:ARG:HB2	43:DM:47:ASP:OD2	2.15	0.46
1:AA:8:A:H2'	1:AA:9:U:H6	1.80	0.46
1:AA:53:A:H2'	1:AA:54:G:O4'	2.15	0.46
1:AA:330:A:H2	1:AA:1210:A:C2'	2.26	0.46
1:AA:795:C:O2'	1:AA:796:C:H5'	2.15	0.46
1:AA:1000:A:C6	1:AA:1001:A:C6	3.03	0.46
1:AA:1142(A):A:C8	1:AA:1144:G:N7	2.84	0.46
1:AA:1270:C:H5''	1:AA:1271:G:O5'	2.16	0.46
1:AA:1913:A:C4'	1:AA:1914:C:H5''	2.46	0.46
1:AA:2223:G:H2'	1:AA:2224:G:H5'	1.97	0.46
3:AD:75:ILE:HG21	3:AD:99:ASP:HB2	1.97	0.46
13:AR:50:HIS:CE1	13:AR:54:LEU:HD13	2.51	0.46
1:BA:41:C:H2'	1:BA:42:G:O4'	2.16	0.46
1:BA:95:G:H4'	24:B2:46:GLN:H	1.81	0.46
1:BA:335:C:H4'	20:BY:73:ARG:HD3	1.97	0.46
1:BA:443:A:N6	5:BF:41:LEU:O	2.40	0.46
1:BA:489:G:N7	18:BW:49:LYS:NZ	2.64	0.46
1:BA:738:G:H1'	1:BA:759:G:N2	2.30	0.46
1:BA:2205:C:O2	1:BA:2220:G:C2	2.69	0.46
1:BA:2287:A:C4	1:BA:2289:G:C8	3.04	0.46
4:BE:24:THR:HG22	4:BE:186:GLY:O	2.15	0.46
5:BF:104:LYS:O	5:BF:108:LYS:HB2	2.15	0.46

Continued on next page...

Continued from previous page...

Atom-1	Atom-2	Interatomic distance (Å)	Clash overlap (Å)
9:BN:138:LEU:HA	9:BN:138:LEU:HD23	1.62	0.46
10:BO:70:LYS:HB3	10:BO:70:LYS:HE2	1.71	0.46
11:BP:90:ARG:HG2	11:BP:91:PHE:CD2	2.51	0.46
19:BX:72:LYS:HB3	19:BX:72:LYS:HE2	1.66	0.46
27:B5:36:CYS:SG	27:B5:46:CYS:SG	3.13	0.46
31:CA:834:C:C2	31:CA:853:G:C2	3.04	0.46
31:CA:949:A:OP1	43:CM:101:GLN:HB3	2.16	0.46
31:CA:1014:A:C2	31:CA:1219:U:H1'	2.51	0.46
31:CA:1070:U:H2'	31:CA:1071:C:H6	1.80	0.46
31:CA:1285:A:H4'	31:CA:1286:A:O5'	2.16	0.46
31:CA:1298:C:C4	37:CG:114:ARG:HD3	2.51	0.46
38:CH:6:ILE:HB	38:CH:85:ARG:NH1	2.31	0.46
38:CH:44:PHE:HB3	38:CH:80:ILE:HG12	1.96	0.46
31:DA:238:G:C6	31:DA:239:U:C4	3.04	0.46
31:DA:445:G:C4	31:DA:446:G:C8	3.04	0.46
31:DA:477:A:H2'	31:DA:479:C:H6	1.80	0.46
31:DA:949:A:H1'	31:DA:1364:U:H3	1.81	0.46
31:DA:992:U:O2	31:DA:992:U:H2'	2.16	0.46
31:DA:1097:C:H2'	31:DA:1098:C:C6	2.51	0.46
33:DC:8:ILE:O	33:DC:11:ARG:N	2.43	0.46
33:DC:11:ARG:O	33:DC:13:GLY:N	2.48	0.46
35:DE:78:HIS:CE1	35:DE:143:ARG:H	2.33	0.46
43:DM:11:ARG:HA	43:DM:45:VAL:HB	1.97	0.46
50:DT:16:HIS:O	50:DT:19:SER:OG	2.20	0.46
50:DT:53:LEU:O	50:DT:57:ARG:HG3	2.16	0.46
50:DT:77:ALA:O	50:DT:81:LYS:HG3	2.15	0.46
1:AA:70:G:H5''	1:AA:112:U:O2	2.15	0.46
1:AA:280:C:C2	1:AA:361:G:C2	3.04	0.46
1:AA:300:A:H3'	20:AY:84:ARG:NH2	2.31	0.46
1:AA:1313:U:H2'	1:AA:1610:A:C2	2.51	0.46
1:AA:2144:U:H2'	1:AA:2146:C:C4	2.50	0.46
1:AA:2280:G:C2'	1:AA:2281:C:H5'	2.46	0.46
1:AA:2293:C:H2'	1:AA:2294:C:C6	2.50	0.46
1:AA:2755:C:O2'	1:AA:2756:U:H6	1.98	0.46
6:AG:16:ARG:NH2	6:AG:28:VAL:O	2.49	0.46
6:AG:174:GLU:HG3	6:AG:178:PHE:O	2.16	0.46
9:AN:99:LEU:O	9:AN:103:VAL:HG23	2.16	0.46
21:AZ:166:SER:HA	21:AZ:167:PRO:HD3	1.78	0.46
1:BA:1412:A:H2'	1:BA:1413:G:C8	2.51	0.46
1:BA:2031:A:C6	1:BA:2498:C:H1'	2.51	0.46
1:BA:2181:G:H2'	1:BA:2182:G:C8	2.50	0.46

Continued on next page...

Continued from previous page...

Atom-1	Atom-2	Interatomic distance (Å)	Clash overlap (Å)
1:BA:2261:C:C6	22:B0:16:SER:HB3	2.51	0.46
9:BN:12:ARG:HD3	9:BN:14:VAL:HG23	1.97	0.46
12:BQ:110:THR:HG23	12:BQ:113:GLN:OE1	2.16	0.46
13:BR:18:LEU:HD23	13:BR:18:LEU:HA	1.52	0.46
14:BS:61:ASN:O	14:BS:64:GLU:N	2.48	0.46
31:CA:377:G:H2'	31:CA:378:G:C8	2.51	0.46
31:CA:598:U:H4'	38:CH:94:TYR:CG	2.50	0.46
31:CA:654:G:C5	31:CA:655:A:C8	3.04	0.46
31:CA:868:C:H2'	31:CA:869:G:O4'	2.16	0.46
31:DA:229:U:O2'	46:DP:23:ASP:OD2	2.29	0.46
31:DA:380:G:N2	31:DA:384:G:C5	2.84	0.46
31:DA:683:G:H2'	31:DA:684:A:H8	1.80	0.46
31:DA:929:G:C6	31:DA:930:C:C4	3.04	0.46
31:DA:1030(B):C:C2'	31:DA:1030(C):G:H5'	2.46	0.46
31:DA:1086:U:H2'	31:DA:1087:G:C8	2.51	0.46
31:DA:1109:C:H2'	31:DA:1110:A:O4'	2.16	0.46
31:DA:1277:C:H2'	31:DA:1278:U:H5'	1.96	0.46
31:DA:1387:G:H2'	31:DA:1388:C:C6	2.51	0.46
34:DD:13:ARG:O	34:DD:15:GLU:N	2.48	0.46
34:DD:159:ARG:O	34:DD:163:GLU:N	2.41	0.46
42:DL:33:ARG:O	42:DL:85:ILE:HB	2.16	0.46
1:AA:323:G:C2	1:AA:333:G:H1'	2.50	0.46
1:AA:370:G:H4'	1:AA:371:A:OP2	2.15	0.46
1:AA:593:G:H4'	30:A8:63:PRO:HB3	1.97	0.46
1:AA:1479:G:H5''	1:AA:1560:G:H4'	1.98	0.46
1:AA:1913:A:H3'	52:AA:3001:T8B:O2	2.16	0.46
1:AA:2133:G:C2	1:AA:2157:G:H2'	2.51	0.46
1:AA:2164:C:H3'	1:AA:2165:G:C8	2.48	0.46
1:AA:2306:C:H3'	1:AA:2307:G:C8	2.50	0.46
1:AA:2628:C:O2'	1:AA:2781:A:H2'	2.16	0.46
1:AA:2789:C:O3'	1:AA:2790:A:H4'	2.15	0.46
5:AF:17:ARG:O	5:AF:18:ARG:HG2	2.16	0.46
8:AI:86:THR:HA	8:AI:123:LEU:HD11	1.98	0.46
20:AY:9:LYS:HA	20:AY:27:VAL:HB	1.98	0.46
1:BA:536:A:H2'	1:BA:537:C:C6	2.51	0.46
1:BA:1045:A:O2'	1:BA:1047:G:C4	2.62	0.46
1:BA:1047:G:C2'	1:BA:1110:G:H22	2.23	0.46
1:BA:1051:G:H5''	1:BA:1052:C:OP2	2.15	0.46
1:BA:1825:A:OP1	3:BD:249:PRO:HD3	2.16	0.46
1:BA:2884:U:H1'	27:B5:53:ALA:HB2	1.97	0.46
5:BF:117:ARG:HD3	5:BF:117:ARG:HA	1.65	0.46

Continued on next page...

Continued from previous page...

Atom-1	Atom-2	Interatomic distance (Å)	Clash overlap (Å)
6:BG:11:TYR:CZ	6:BG:16:ARG:HD3	2.51	0.46
14:BS:58:LEU:HB2	14:BS:59:LYS:CB	2.44	0.46
21:BZ:151:HIS:C	21:BZ:153:SER:H	2.12	0.46
27:B5:36:CYS:O	27:B5:38:ALA:N	2.49	0.46
31:CA:194:C:C2'	31:CA:195:A:H5''	2.46	0.46
31:CA:414:A:H2'	31:CA:415:A:H8	1.81	0.46
31:CA:1358:U:H5''	44:CN:33:VAL:O	2.16	0.46
47:CQ:22:LEU:HD11	47:CQ:39:SER:HB3	1.98	0.46
31:DA:294:U:H2'	31:DA:295:C:C6	2.50	0.46
31:DA:799:G:O6	31:DA:800:G:C2	2.69	0.46
31:DA:1056:U:H2'	31:DA:1057:G:H8	1.80	0.46
31:DA:1187:G:H2'	31:DA:1188:A:C8	2.51	0.46
31:DA:1279:A:H5''	31:DA:1280:A:OP1	2.16	0.46
31:DA:1290:G:H2'	31:DA:1290:G:N3	2.30	0.46
39:DI:102:LEU:O	39:DI:103:THR:HG22	2.15	0.46
45:DO:36:ILE:O	45:DO:39:LEU:N	2.49	0.46
46:DP:26:ARG:CZ	46:DP:31:LYS:HB3	2.45	0.46
48:DR:66:LEU:HG	48:DR:70:ILE:HD11	1.97	0.46
1:AA:2531:A:N3	1:AA:2658:C:O2'	2.34	0.46
2:AB:29:A:OP2	14:AS:32:LEU:N	2.41	0.46
5:AF:117:ARG:HD3	5:AF:117:ARG:HA	1.67	0.46
12:AQ:72:LYS:HA	12:AQ:73:PRO:HD3	1.73	0.46
14:AS:14:VAL:HG21	14:AS:90:GLY:O	2.16	0.46
14:AS:59:LYS:HB3	14:AS:60:GLY:HA2	1.97	0.46
18:AW:37:ARG:HD3	18:AW:38:TYR:CE2	2.51	0.46
1:BA:616:G:H2'	1:BA:618:C:O4'	2.16	0.46
1:BA:1002:G:H2'	1:BA:1003:G:O4'	2.16	0.46
1:BA:1846:G:N2	1:BA:1895:C:C2	2.84	0.46
1:BA:2138:C:H42	1:BA:2153:G:H1	1.63	0.46
1:BA:2464:C:O2'	1:BA:2465:C:H6	1.98	0.46
1:BA:2760:C:H2'	1:BA:2761:G:H5''	1.97	0.46
5:BF:129:PHE:HB3	5:BF:132:VAL:HG22	1.98	0.46
6:BG:107:LEU:HD11	6:BG:178:PHE:CE1	2.50	0.46
8:BI:29:TYR:C	8:BI:32:PRO:HD2	2.36	0.46
12:BQ:7:MET:HE3	12:BQ:7:MET:HB2	1.89	0.46
20:BY:90:LEU:HD12	20:BY:90:LEU:HA	1.82	0.46
21:BZ:111:VAL:HG12	21:BZ:112:ARG:N	2.31	0.46
24:B2:10:LEU:HD23	24:B2:10:LEU:HA	1.83	0.46
28:B6:21:TYR:CE2	28:B6:38:LYS:HG2	2.51	0.46
31:CA:202:U:O2'	31:CA:203:U:O5'	2.26	0.46
31:CA:203:U:H2'	31:CA:203:U:OP2	2.15	0.46

Continued on next page...

Continued from previous page...

Atom-1	Atom-2	Interatomic distance (Å)	Clash overlap (Å)
31:CA:1074:G:C2	31:CA:1102:A:C6	3.04	0.46
31:CA:1300:G:HO2'	31:CA:1301:U:P	2.37	0.46
36:CF:11:ASN:HB3	36:CF:14:LEU:HG	1.98	0.46
36:CF:86:ARG:O	36:CF:87:ARG:HG2	2.16	0.46
42:CL:8:ASN:O	42:CL:12:ARG:HG3	2.16	0.46
44:CN:40:CYS:HB2	44:CN:43:CYS:HB2	1.97	0.46
46:CP:68:ASP:C	46:CP:70:ALA:H	2.20	0.46
31:DA:192:U:H4'	50:DT:57:ARG:HD2	1.97	0.46
31:DA:303:A:H2'	31:DA:304:U:O4'	2.16	0.46
31:DA:433:C:H2'	31:DA:434:U:H6	1.79	0.46
31:DA:938:A:C6	31:DA:939:G:C5	3.04	0.46
31:DA:1034:G:C2	31:DA:1035:A:C4	3.04	0.46
31:DA:1168:A:H2'	31:DA:1169:A:O4'	2.15	0.46
31:DA:1220:G:H2'	31:DA:1221:G:O4'	2.16	0.46
31:DA:1324:A:H2'	31:DA:1325:C:C6	2.51	0.46
38:DH:124:ALA:HB1	38:DH:129:VAL:O	2.16	0.46
1:AA:12:U:O2	1:AA:12:U:H2'	2.17	0.45
1:AA:1109:C:C5	1:AA:1110:G:C6	3.00	0.45
1:AA:1913:A:C3'	1:AA:1914:C:H5''	2.46	0.45
1:AA:2012:G:H8	1:AA:2012:G:O5'	1.98	0.45
1:AA:2127:G:O6	1:AA:2161:C:N3	2.49	0.45
1:AA:2730:C:H4'	4:AE:168:MET:O	2.16	0.45
7:AH:86:GLU:HB2	7:AH:165:ALA:HB2	1.98	0.45
7:AH:149:ARG:HA	7:AH:162:ILE:CG2	2.46	0.45
8:AI:127:VAL:HA	8:AI:140:LEU:O	2.16	0.45
9:AN:28:THR:HG22	9:AN:29:LYS:N	2.31	0.45
9:AN:56:ASN:H	9:AN:125:GLY:H	1.64	0.45
14:AS:53:SER:O	14:AS:57:LYS:N	2.49	0.45
25:A3:43:ILE:O	25:A3:47:VAL:HG23	2.17	0.45
1:BA:675:A:C4	1:BA:804:A:C2	3.03	0.45
1:BA:1275:A:N1	1:BA:1295:C:O2'	2.39	0.45
1:BA:1453:U:O2'	1:BA:1455:G:N7	2.42	0.45
1:BA:2467:C:H4'	12:BQ:123:HIS:CD2	2.51	0.45
1:BA:2881:C:H2'	1:BA:2882:A:O4'	2.16	0.45
3:BD:26:LYS:HE2	3:BD:28:GLU:O	2.16	0.45
31:CA:579:G:C6	31:CA:580:U:C4	3.03	0.45
31:CA:655:A:N1	31:CA:754:C:N4	2.64	0.45
31:CA:657:G:C2	31:CA:750:G:C5	3.05	0.45
33:CC:127:ARG:HB3	33:CC:127:ARG:NH1	2.32	0.45
49:CS:41:VAL:O	49:CS:43:GLU:N	2.49	0.45
31:DA:130:A:O2'	31:DA:131:C:O5'	2.31	0.45

Continued on next page...

Continued from previous page...

Atom-1	Atom-2	Interatomic distance (Å)	Clash overlap (Å)
31:DA:142:G:H2'	31:DA:143:A:H8	1.80	0.45
31:DA:262:A:C6	31:DA:263:A:C6	3.04	0.45
31:DA:352:C:O2'	31:DA:354:G:OP1	2.23	0.45
31:DA:540:G:H2'	31:DA:541:G:O4'	2.15	0.45
31:DA:1148:U:H2'	31:DA:1149:C:O4'	2.16	0.45
31:DA:1266:G:N2	31:DA:1268:A:H3'	2.31	0.45
31:DA:1511:G:H2'	31:DA:1512:U:O4'	2.17	0.45
34:DD:173:TRP:HB2	34:DD:187:ARG:O	2.16	0.45
43:DM:102:ARG:NE	43:DM:105:THR:OG1	2.49	0.45
46:DP:21:VAL:HG13	46:DP:33:ILE:HB	1.97	0.45
1:AA:342:G:H2'	1:AA:343:C:C6	2.51	0.45
1:AA:863:A:H2'	1:AA:864:G:C8	2.50	0.45
1:AA:1384:A:N3	1:AA:1405:U:H1'	2.31	0.45
1:AA:1417:C:H2'	1:AA:1418:G:O4'	2.15	0.45
7:AH:116:GLU:HA	7:AH:117:PRO:HD2	1.79	0.45
7:AH:124:GLU:HB2	7:AH:132:ARG:HB3	1.98	0.45
8:AI:45:LYS:O	8:AI:48:GLU:N	2.49	0.45
8:AI:77:LEU:HD12	8:AI:142:VAL:CG1	2.46	0.45
8:AI:79:ILE:HA	8:AI:80:PRO:HD2	1.73	0.45
14:AS:101:LEU:O	14:AS:102:ALA:HB3	2.16	0.45
15:AT:118:ARG:HA	15:AT:118:ARG:HD2	1.64	0.45
1:BA:102:G:O2'	1:BA:103:A:P	2.73	0.45
1:BA:280:C:C2	1:BA:361:G:C2	3.04	0.45
1:BA:783:A:O2'	1:BA:785:G:OP1	2.16	0.45
1:BA:1331:A:O2'	1:BA:1332:G:C8	2.69	0.45
1:BA:1541:G:H3'	1:BA:1542:A:H2'	1.98	0.45
1:BA:2469:A:H5'	1:BA:2470:G:OP2	2.16	0.45
3:BD:83:GLU:OE1	3:BD:104:TYR:OH	2.26	0.45
8:BI:93:THR:O	8:BI:97:ILE:N	2.28	0.45
9:BN:104:LYS:HB2	9:BN:117:PHE:CE1	2.50	0.45
12:BQ:109:VAL:HG13	12:BQ:113:GLN:HB2	1.99	0.45
31:CA:417:C:H2'	31:CA:418:C:H6	1.80	0.45
31:CA:655:A:C2	31:CA:754:C:C4	3.04	0.45
31:CA:939:G:H2'	31:CA:940:C:C6	2.50	0.45
31:CA:1085:U:H3'	31:CA:1086:U:C5	2.51	0.45
31:CA:1096:C:H2'	31:CA:1097:C:H6	1.81	0.45
32:CB:97:TRP:CZ2	32:CB:173:ALA:HA	2.52	0.45
35:CE:78:HIS:ND1	35:CE:142:LEU:HD23	2.30	0.45
45:CO:54:ARG:O	45:CO:58:MET:HG3	2.16	0.45
46:CP:75:ARG:O	46:CP:78:GLY:N	2.49	0.45
47:CQ:68:ARG:H	47:CQ:70:ARG:NH1	2.14	0.45

Continued on next page...

Continued from previous page...

Atom-1	Atom-2	Interatomic distance (Å)	Clash overlap (Å)
50:CT:36:LEU:HD13	50:CT:36:LEU:HA	1.81	0.45
50:CT:41:ILE:O	50:CT:45:GLN:N	2.40	0.45
31:DA:186:C:O2'	50:DT:85:MET:SD	2.64	0.45
31:DA:1256:A:H2	31:DA:1277:C:N3	2.14	0.45
31:DA:1392:G:N2	31:DA:1502:A:C8	2.83	0.45
31:DA:1446:U:H4'	31:DA:1447:A:C5	2.51	0.45
33:DC:132:ARG:O	33:DC:136:GLN:HB2	2.17	0.45
35:DE:68:GLU:CG	35:DE:70:PRO:HG3	2.46	0.45
47:DQ:20:THR:HG21	47:DQ:41:LYS:HD2	1.98	0.45
1:AA:116:C:H2'	1:AA:117:G:O4'	2.16	0.45
1:AA:325:G:N2	1:AA:337:C:O2	2.49	0.45
1:AA:510:C:H2'	1:AA:511:U:O4'	2.16	0.45
1:AA:1250:G:N7	11:AP:18:ARG:NH2	2.65	0.45
1:AA:1328:G:H2'	1:AA:1330:C:C5	2.50	0.45
1:AA:2055:C:H5'	1:AA:2056:G:O5'	2.16	0.45
1:AA:2096:U:H3	1:AA:2193:G:H1	1.65	0.45
1:AA:2115:G:H21	1:AA:2171:A:H61	1.63	0.45
1:AA:2256:G:H2'	1:AA:2257:U:H6	1.81	0.45
1:AA:2283:C:C2	1:AA:2389:G:C2	3.04	0.45
4:AE:152:LYS:HB2	9:AN:77:GLY:O	2.15	0.45
7:AH:7:LEU:HA	7:AH:8:PRO:HD3	1.67	0.45
1:BA:90:U:O2'	1:BA:92:A:C8	2.65	0.45
31:CA:7:G:H5'	31:CA:298:A:O4'	2.16	0.45
31:CA:655:A:C2	31:CA:656:C:C2	3.04	0.45
31:CA:1361:G:H8	31:CA:1361:G:O5'	2.00	0.45
34:CD:165:MET:O	34:CD:167:GLY:N	2.49	0.45
36:CF:30:LEU:HB3	36:CF:35:ALA:HB3	1.98	0.45
42:CL:53:ARG:CB	42:CL:93:LEU:HD11	2.46	0.45
46:CP:72:ARG:HE	46:CP:73:LEU:CD2	2.30	0.45
47:CQ:45:HIS:HB3	47:CQ:72:ARG:HB3	1.98	0.45
50:CT:38:LYS:O	50:CT:41:ILE:HG13	2.16	0.45
31:DA:60:A:H4'	31:DA:61:G:O5'	2.17	0.45
31:DA:973:G:H4'	40:DJ:54:PHE:O	2.17	0.45
31:DA:1010:G:H2'	31:DA:1011:G:H8	1.79	0.45
31:DA:1015:A:N6	31:DA:1016:A:C6	2.85	0.45
32:DB:24:TRP:CZ3	32:DB:26:PRO:HA	2.51	0.45
35:DE:33:VAL:HG21	35:DE:109:ILE:HA	1.99	0.45
1:AA:296:C:O3'	20:AY:95:LYS:NZ	2.49	0.45
1:AA:322:A:H3'	5:AF:169:ASN:ND2	2.31	0.45
1:AA:372:G:O2'	1:AA:373:U:OP2	2.31	0.45
1:AA:448:U:O4	1:AA:583:G:H1'	2.16	0.45

Continued on next page...

Continued from previous page...

Atom-1	Atom-2	Interatomic distance (Å)	Clash overlap (Å)
1:AA:1614:A:H8	1:AA:1614:A:O5'	2.00	0.45
1:AA:2082:A:H2'	1:AA:2083:G:O4'	2.16	0.45
1:AA:2821:A:H2'	1:AA:2822:G:O4'	2.16	0.45
1:AA:2850:A:N7	1:AA:2868:A:O2'	2.33	0.45
52:AA:3001:T8B:H8	31:DA:1492:A:O5'	2.15	0.45
2:AB:31:C:O2'	2:AB:53:A:N6	2.49	0.45
3:AD:172:TYR:CD1	3:AD:186:HIS:HA	2.52	0.45
4:AE:2:LYS:HA	4:AE:84:PHE:CE2	2.52	0.45
8:AI:94:ALA:HA	8:AI:97:ILE:HG13	1.99	0.45
10:AO:103:ALA:HB1	10:AO:105:GLU:OE1	2.16	0.45
26:A4:14:ILE:HG23	26:A4:31:ILE:HB	1.98	0.45
1:BA:300:A:H3'	20:BY:84:ARG:NH2	2.32	0.45
1:BA:597:U:H2'	1:BA:598:G:C8	2.51	0.45
1:BA:742:G:H4'	1:BA:1676:A:H5'	1.98	0.45
1:BA:1357:U:H2'	1:BA:1358:G:O4'	2.16	0.45
1:BA:1638:C:H5''	1:BA:2710:C:O2'	2.16	0.45
1:BA:1711:C:H2'	1:BA:1712:C:C6	2.52	0.45
1:BA:1913:A:H3'	52:BA:3001:T8B:O10	2.13	0.45
1:BA:1914:C:O2'	1:BA:1915:U:O5'	2.29	0.45
1:BA:2052:G:H4'	4:BE:143:ASN:O	2.17	0.45
1:BA:2302:G:N1	1:BA:2315:G:C6	2.84	0.45
1:BA:2392:A:N3	11:BP:61:ARG:HG2	2.32	0.45
1:BA:2463:C:H2'	1:BA:2464:C:H5'	1.99	0.45
5:BF:140:LEU:HD13	5:BF:140:LEU:HA	1.78	0.45
6:BG:11:TYR:O	6:BG:15:VAL:HB	2.17	0.45
26:B4:15:ILE:O	26:B4:32:TYR:HA	2.17	0.45
31:CA:258:G:H2'	31:CA:259:G:H8	1.82	0.45
31:CA:263:A:OP1	50:CT:79:ARG:NH1	2.49	0.45
31:CA:718:G:H5'	41:CK:117:ASN:HB2	1.97	0.45
31:CA:750:G:N2	31:CA:751:U:C2	2.85	0.45
31:CA:1005:A:C6	31:CA:1025:U:H1'	2.51	0.45
31:CA:1250:A:H4'	39:CI:68:GLY:N	2.32	0.45
31:CA:1409:C:H2'	31:CA:1410:G:H8	1.80	0.45
35:CE:105:VAL:O	35:CE:109:ILE:HG13	2.17	0.45
37:CG:23:VAL:HG13	37:CG:43:PHE:CZ	2.52	0.45
31:DA:1036:G:H2'	31:DA:1036:G:N3	2.29	0.45
31:DA:1232:U:O5'	31:DA:1232:U:H6	1.99	0.45
33:DC:181:ASN:ND2	33:DC:204:LEU:HB2	2.32	0.45
35:DE:93:PRO:HG2	38:DH:105:ARG:NE	2.31	0.45
38:DH:92:ARG:HD3	38:DH:92:ARG:HA	1.61	0.45
39:DI:4:TYR:CE2	39:DI:88:TYR:HD1	2.34	0.45

Continued on next page...

Continued from previous page...

Atom-1	Atom-2	Interatomic distance (Å)	Clash overlap (Å)
43:DM:15:VAL:O	43:DM:19:LEU:HD22	2.16	0.45
1:AA:45:C:H2'	1:AA:47:C:C6	2.52	0.45
1:AA:107:C:C2	1:AA:108:U:C5	3.04	0.45
1:AA:610:G:N2	1:AA:619:G:H1'	2.31	0.45
1:AA:683:C:O5'	1:AA:683:C:H6	2.00	0.45
1:AA:861:A:C2	1:AA:917:A:C4	3.04	0.45
1:AA:1359:A:N6	1:AA:1372:U:H3	2.10	0.45
1:AA:1412:A:C2	1:AA:1591:G:C2	3.05	0.45
1:AA:1779:U:C2	1:AA:1783:A:N7	2.85	0.45
1:AA:1839:G:C8	1:AA:1927:A:H1'	2.52	0.45
1:AA:2156:G:O6	1:AA:2157:G:N2	2.40	0.45
1:AA:2174:C:H2'	1:AA:2175:C:C6	2.46	0.45
1:AA:2627:G:N2	1:AA:2777:G:OP2	2.41	0.45
1:AA:2727:G:O3'	10:AO:70:LYS:HD3	2.16	0.45
7:AH:149:ARG:NH2	7:AH:154:PRO:HG2	2.31	0.45
9:AN:4:TYR:CD2	16:AU:100:VAL:HG11	2.50	0.45
15:AT:95:ARG:HG2	15:AT:95:ARG:NH1	2.31	0.45
16:AU:20:LEU:HD23	16:AU:20:LEU:HA	1.87	0.45
1:BA:885:C:OP1	1:BA:885:C:H4'	2.16	0.45
1:BA:1009:A:O4'	16:BU:59:ARG:HG2	2.17	0.45
1:BA:1176:G:H4'	1:BA:1177:A:OP2	2.17	0.45
1:BA:2781:A:H5''	1:BA:2782:G:H5'	1.98	0.45
2:BB:2:C:H2'	2:BB:3:C:C6	2.52	0.45
8:BI:77:LEU:HD23	8:BI:77:LEU:HA	1.79	0.45
11:BP:126:VAL:CG1	11:BP:148:LEU:HD13	2.47	0.45
14:BS:74:ALA:O	14:BS:77:ALA:HB3	2.17	0.45
31:CA:175:C:H2'	31:CA:176:C:H6	1.80	0.45
31:CA:947:G:O2'	31:CA:1306:A:H4'	2.17	0.45
32:CB:17:PHE:HB3	32:CB:44:LEU:HD11	1.98	0.45
33:CC:139:GLN:HG3	33:CC:143:GLU:OE1	2.15	0.45
37:CG:146:GLU:C	37:CG:148:ASN:H	2.20	0.45
46:CP:72:ARG:HE	46:CP:73:LEU:HD23	1.81	0.45
31:DA:578:C:O2'	31:DA:728:A:N3	2.38	0.45
31:DA:889:A:H4'	31:DA:890:G:OP1	2.17	0.45
31:DA:1060:C:C5	33:DC:2:GLY:HA3	2.51	0.45
31:DA:1235:U:O2'	31:DA:1305:G:OP1	2.28	0.45
36:DF:2:ARG:NH1	36:DF:69:GLU:HB3	2.32	0.45
1:AA:51:G:N3	1:AA:119:A:C2	2.85	0.45
1:AA:52:A:OP2	1:AA:117:G:N1	2.30	0.45
1:AA:686:G:N2	1:AA:788:A:H61	2.15	0.45
1:AA:1026:U:H4'	1:AA:1027:A:OP1	2.16	0.45

Continued on next page...

Continued from previous page...

Atom-1	Atom-2	Interatomic distance (Å)	Clash overlap (Å)
1:AA:1212:G:C2	1:AA:1236:G:C4	3.04	0.45
1:AA:1798:U:OP2	3:AD:274:ARG:NH2	2.50	0.45
1:AA:1986:A:H2'	1:AA:1987:G:H8	1.81	0.45
1:AA:2041:U:H2'	1:AA:2042:A:C8	2.52	0.45
1:AA:2483:C:H2'	1:AA:2484:G:O4'	2.17	0.45
1:AA:2884:U:O2	27:A5:53:ALA:HB2	2.17	0.45
2:AB:44:G:N2	2:AB:48:A:C4	2.85	0.45
2:AB:55:U:O4'	6:AG:29:TRP:NE1	2.45	0.45
5:AF:12:LEU:HB2	5:AF:124:LEU:HD11	1.98	0.45
12:AQ:38:GLU:HB2	12:AQ:127:ILE:HG22	1.97	0.45
22:A0:23:VAL:HA	22:A0:38:VAL:HG22	1.98	0.45
1:BA:108:U:C2	1:BA:109:G:C8	3.05	0.45
1:BA:528:A:N1	1:BA:2042:A:H2'	2.31	0.45
1:BA:600:G:H2'	1:BA:601:C:O4'	2.15	0.45
1:BA:1175:U:H1'	1:BA:1176:G:OP1	2.16	0.45
1:BA:1177:A:O2'	1:BA:1178:C:C6	2.70	0.45
1:BA:1263:U:H2'	1:BA:1264:G:C8	2.52	0.45
12:BQ:84:GLY:O	12:BQ:85:LYS:HB2	2.17	0.45
31:CA:499:A:H4'	31:CA:500:G:OP1	2.17	0.45
31:CA:515:G:N1	31:CA:537:G:C6	2.84	0.45
31:CA:782:A:H4'	31:CA:1514:C:O2'	2.17	0.45
31:CA:1217:C:H2'	31:CA:1218:C:C6	2.51	0.45
31:CA:1228:C:P	43:CM:108:ARG:HH12	2.38	0.45
31:CA:1273:G:H3'	31:CA:1274:G:H8	1.82	0.45
34:CD:111:ALA:HB2	34:CD:120:LEU:CD1	2.46	0.45
34:CD:117:ALA:HA	34:CD:120:LEU:HB2	1.99	0.45
37:CG:20:ASP:OD2	37:CG:23:VAL:HG23	2.16	0.45
40:CJ:56:HIS:O	40:CJ:58:ASP:N	2.44	0.45
43:CM:105:THR:OG1	43:CM:106:ASN:N	2.49	0.45
31:DA:60:A:N6	31:DA:110:C:N3	2.64	0.45
31:DA:337:C:H2'	31:DA:338:A:C8	2.52	0.45
31:DA:538:G:H2'	31:DA:539:A:H8	1.81	0.45
31:DA:840:C:H4'	31:DA:841:U:OP1	2.16	0.45
34:DD:149:ALA:O	34:DD:152:SER:N	2.42	0.45
37:DG:111:ARG:HB2	37:DG:119:ARG:HD2	1.99	0.45
42:DL:7:ILE:O	42:DL:11:VAL:HG23	2.16	0.45
1:AA:95:G:H4'	24:A2:46:GLN:N	2.27	0.45
1:AA:300:A:N3	1:AA:319:C:H1'	2.32	0.45
1:AA:597:U:H2'	1:AA:598:G:C8	2.52	0.45
1:AA:652(P):G:N3	1:AA:652(Q):G:N7	2.64	0.45
1:AA:1171:G:H3'	1:AA:1173:G:H5'	1.98	0.45

Continued on next page...

Continued from previous page...

Atom-1	Atom-2	Interatomic distance (Å)	Clash overlap (Å)
1:AA:1721:G:H5''	1:AA:1721:G:N3	2.32	0.45
1:AA:2016:U:H2'	1:AA:2017:U:C6	2.52	0.45
1:AA:2056:G:C2	1:AA:2057:A:C8	3.04	0.45
1:AA:2165:G:H2'	1:AA:2166:G:H8	1.81	0.45
1:AA:2272:U:H5''	1:AA:2273:A:OP1	2.16	0.45
1:AA:2337:G:C2	1:AA:2338:G:C8	3.04	0.45
1:AA:2730:C:H2'	1:AA:2731:G:H8	1.82	0.45
3:AD:144:ALA:HB3	3:AD:192:THR:HG23	1.99	0.45
4:AE:116:VAL:HG13	4:AE:122:PHE:HB2	1.99	0.45
5:AF:184:TYR:CD2	5:AF:188:ARG:HD2	2.50	0.45
7:AH:86:GLU:OE2	7:AH:132:ARG:NH2	2.46	0.45
8:AI:63:ALA:O	8:AI:66:GLU:N	2.50	0.45
8:AI:73:GLU:OE2	8:AI:139:GLN:N	2.49	0.45
27:A5:37:LYS:HG2	27:A5:37:LYS:O	2.15	0.45
30:A8:16:ILE:HD13	30:A8:59:LYS:HD2	1.97	0.45
1:BA:24:G:H2'	1:BA:25:U:O4'	2.17	0.45
1:BA:83:G:H1	1:BA:102:G:H2'	1.82	0.45
1:BA:637:A:P	11:BP:116:GLY:HA3	2.57	0.45
1:BA:1558:A:N3	1:BA:1558:A:O4'	2.49	0.45
1:BA:2134:A:N6	1:BA:2157:G:H4'	2.32	0.45
1:BA:2228:G:C6	1:BA:2229:C:C4	3.05	0.45
1:BA:2469:A:C2	1:BA:2482:G:C8	3.05	0.45
2:BB:21:G:H2'	2:BB:22:U:O4'	2.17	0.45
6:BG:43:LEU:HB2	6:BG:89:GLY:HA2	1.98	0.45
21:BZ:106:GLY:O	21:BZ:108:PRO:HD3	2.16	0.45
26:B4:16:CYS:HA	26:B4:33:VAL:O	2.16	0.45
31:CA:68:G:O4'	31:CA:171:A:H1'	2.17	0.45
31:CA:987:G:H2'	31:CA:988:G:H8	1.81	0.45
31:CA:1236:A:O2'	31:CA:1304:G:H4'	2.16	0.45
33:CC:23:TYR:CG	40:CJ:10:GLY:HA2	2.51	0.45
38:CH:51:VAL:HG21	38:CH:60:ARG:HG3	1.98	0.45
38:CH:84:ARG:HD3	38:CH:85:ARG:O	2.16	0.45
42:CL:117:ARG:HB3	42:CL:122:THR:HB	1.99	0.45
50:CT:76:ALA:HA	50:CT:79:ARG:NH1	2.32	0.45
31:DA:91:C:O2'	31:DA:92:C:H5'	2.17	0.45
31:DA:238:G:C2	31:DA:239:U:C2	3.04	0.45
31:DA:999:C:H2'	31:DA:1000:U:O4'	2.16	0.45
32:DB:185:ILE:HG22	32:DB:199:TYR:CD1	2.52	0.45
33:DC:54:ARG:HG2	33:DC:55:VAL:N	2.32	0.45
39:DI:31:GLN:N	39:DI:31:GLN:HE21	2.14	0.45
41:DK:58:PRO:HA	41:DK:90:GLY:HA2	1.99	0.45

Continued on next page...

Continued from previous page...

Atom-1	Atom-2	Interatomic distance (Å)	Clash overlap (Å)
49:DS:32:LYS:HD2	49:DS:57:HIS:CD2	2.52	0.45
1:AA:13:A:N1	1:AA:525:U:H2'	2.32	0.45
1:AA:223:A:O2'	1:AA:420:C:O2	2.31	0.45
1:AA:797:C:H2'	1:AA:798:G:C8	2.52	0.45
1:AA:1045:A:H2'	1:AA:1045:A:N3	2.31	0.45
1:AA:1252:G:N1	16:AU:37:GLU:OE1	2.40	0.45
1:AA:1494:A:H2'	1:AA:1495:A:H8	1.81	0.45
2:AB:59:A:H2'	2:AB:60:C:O4'	2.17	0.45
9:AN:123:TYR:CZ	9:AN:129:PRO:HD2	2.52	0.45
18:AW:17:VAL:O	18:AW:20:VAL:N	2.41	0.45
22:A0:43:THR:C	22:A0:45:PHE:H	2.19	0.45
1:BA:36:G:H4'	1:BA:451:C:C2	2.52	0.45
1:BA:375:C:H2'	1:BA:376:C:C6	2.52	0.45
1:BA:1028:A:N6	1:BA:1125:G:H2'	2.31	0.45
1:BA:1665:A:C4'	10:BO:67:LYS:HB2	2.46	0.45
2:BB:38:C:O4'	14:BS:95:HIS:NE2	2.48	0.45
3:BD:71:ASP:HB3	3:BD:103:ARG:NH2	2.31	0.45
31:CA:277:C:H2'	31:CA:278:G:C8	2.52	0.45
31:CA:646:U:H2'	31:CA:647:C:C6	2.51	0.45
31:CA:954:G:H21	31:CA:1227:A:N6	2.08	0.45
31:CA:994:A:O2'	44:CN:8:GLU:HG2	2.16	0.45
31:CA:1206:G:H2'	31:CA:1207:G:O4'	2.17	0.45
34:CD:60:GLU:HG3	34:CD:198:VAL:HG13	1.98	0.45
36:CF:97:PHE:O	48:CR:31:LEU:HD23	2.17	0.45
37:CG:106:GLN:O	37:CG:110:GLN:HG3	2.17	0.45
49:CS:44:MET:O	49:CS:47:HIS:HB2	2.17	0.45
31:DA:19:C:H4'	31:DA:864:A:O4'	2.17	0.45
31:DA:277:C:OP2	47:DQ:41:LYS:NZ	2.42	0.45
31:DA:430:A:OP1	34:DD:9:CYS:N	2.42	0.45
31:DA:606:G:H2'	31:DA:631:G:H1	1.81	0.45
31:DA:642:A:H2'	31:DA:643:C:C6	2.52	0.45
31:DA:673:G:C4	31:DA:734:G:C2	3.05	0.45
31:DA:763:G:H2'	31:DA:764:C:H6	1.81	0.45
31:DA:1030(B):C:C3'	31:DA:1030(C):G:H5'	2.46	0.45
31:DA:1291:G:H5''	39:DI:39:GLY:HA3	1.98	0.45
35:DE:79:GLU:HG3	35:DE:93:PRO:HD2	1.99	0.45
39:DI:113:LYS:H	39:DI:119:ALA:HA	1.81	0.45
42:DL:66:VAL:HG21	42:DL:98:TYR:CD1	2.52	0.45
46:DP:22:THR:HA	46:DP:33:ILE:HG12	1.99	0.45
48:DR:53:ARG:HH21	48:DR:60:ALA:N	2.15	0.45
1:AA:126:A:O5'	29:A7:19:ARG:HG3	2.17	0.45

Continued on next page...

Continued from previous page...

Atom-1	Atom-2	Interatomic distance (Å)	Clash overlap (Å)
1:AA:954:G:H5''	12:AQ:13:GLN:HB3	1.99	0.45
1:AA:1176:G:H4'	1:AA:1177:A:OP2	2.17	0.45
1:AA:1275:A:O2'	1:AA:1645:G:N3	2.49	0.45
1:AA:1463:C:H2'	1:AA:1464:C:H6	1.82	0.45
1:AA:1494:A:C6	1:AA:1495:A:C6	3.05	0.45
1:AA:1612:C:O3'	29:A7:5:TRP:HB3	2.17	0.45
1:AA:2122:U:O2'	1:AA:2123:G:OP1	2.28	0.45
1:AA:2139:C:H2'	1:AA:2140:C:O4'	2.17	0.45
1:AA:2438:U:O2'	1:AA:2440:C:OP1	2.30	0.45
2:AB:95:C:H2'	2:AB:96:U:C6	2.52	0.45
4:AE:68:ALA:C	4:AE:70:ALA:H	2.19	0.45
5:AF:101:LEU:HB3	5:AF:106:ARG:HD3	1.98	0.45
15:AT:39:ARG:NH2	31:DA:345:C:H5'	2.31	0.45
21:AZ:151:HIS:HD2	21:AZ:168:GLU:O	2.00	0.45
22:A0:43:THR:C	22:A0:45:PHE:N	2.70	0.45
1:BA:69:C:O2'	1:BA:70:G:H5'	2.17	0.45
1:BA:470:A:H2'	1:BA:471:A:O4'	2.17	0.45
1:BA:588:U:O4	1:BA:670:A:H1'	2.16	0.45
1:BA:1482:G:C6	1:BA:1507:A:C6	3.05	0.45
1:BA:2282:G:OP1	1:BA:2283:C:H1'	2.17	0.45
4:BE:179:GLU:O	4:BE:181:LEU:HD13	2.17	0.45
5:BF:7:TYR:HB2	5:BF:22:ALA:HB3	1.97	0.45
31:CA:103:C:H1'	31:CA:171:A:N1	2.32	0.45
31:CA:377:G:OP2	46:CP:3:LYS:NZ	2.46	0.45
31:CA:963:G:HO2'	40:CJ:54:PHE:HZ	1.63	0.45
31:CA:1492:A:C8	42:CL:47:LYS:HB2	2.52	0.45
31:CA:1494:G:C6	31:CA:1495:U:C4	3.04	0.45
32:CB:167:PRO:HG3	32:CB:188:ALA:HB2	1.98	0.45
43:CM:102:ARG:HH21	43:CM:105:THR:HG23	1.81	0.45
45:CO:8:LYS:O	45:CO:12:ILE:HG13	2.17	0.45
45:CO:40:SER:O	45:CO:44:LYS:HG3	2.16	0.45
46:CP:74:LEU:HB3	46:CP:79:VAL:HG11	1.99	0.45
50:CT:92:LEU:HD23	50:CT:92:LEU:HA	1.72	0.45
31:DA:137:C:O2'	31:DA:138:G:H5'	2.17	0.45
31:DA:475:G:C4	31:DA:476:G:C8	3.05	0.45
31:DA:858:G:H1	31:DA:870:U:P	2.39	0.45
33:DC:149:ALA:HA	33:DC:201:TYR:O	2.16	0.45
40:DJ:12:ASP:O	40:DJ:16:LEU:HB3	2.17	0.45
45:DO:3:ILE:H	45:DO:3:ILE:HD13	1.81	0.45
49:DS:37:ARG:H	49:DS:37:ARG:HG3	1.46	0.45
49:DS:53:ASN:HB3	49:DS:75:ALA:O	2.17	0.45

Continued on next page...

Continued from previous page...

Atom-1	Atom-2	Interatomic distance (Å)	Clash overlap (Å)
1:AA:271(D):G:H2'	1:AA:271(E):U:C6	2.51	0.45
1:AA:868:U:H2'	1:AA:869:G:O4'	2.18	0.45
1:AA:1015:G:O2'	1:AA:1016:G:H5'	2.16	0.45
1:AA:1316:U:H2'	1:AA:1317:A:C8	2.52	0.45
1:AA:1684:C:C2	1:AA:1705:G:N2	2.85	0.45
1:AA:1913:A:C2'	52:AA:3001:T8B:O2	2.65	0.45
1:AA:2163:C:O5'	1:AA:2163:C:H6	2.00	0.45
1:AA:2399:G:H2'	1:AA:2400:G:O4'	2.17	0.45
1:AA:2489:G:C6	1:AA:2490:G:N1	2.85	0.45
1:AA:2525:G:C2	1:AA:2539:C:C2	3.04	0.45
1:AA:2531:A:H2	1:AA:2658:C:O2	2.00	0.45
4:AE:172:VAL:HG13	4:AE:182:LEU:HD11	1.98	0.45
5:AF:80:ALA:HB3	5:AF:83:PHE:HD1	1.82	0.45
15:AT:55:ASN:N	15:AT:59:THR:HG22	2.31	0.45
20:AY:38:ILE:HD13	20:AY:66:PRO:HA	1.99	0.45
21:AZ:63:ASP:OD1	21:AZ:65:GLN:HB2	2.17	0.45
1:BA:72:U:OP1	19:BX:1:MET:N	2.49	0.45
1:BA:548:A:N6	17:BV:19:LYS:H	2.14	0.45
1:BA:848:G:N9	1:BA:933:A:H8	2.14	0.45
1:BA:2808:U:H5''	1:BA:2891:G:O6	2.17	0.45
5:BF:157:VAL:HB	5:BF:194:MET:HG2	1.99	0.45
5:BF:160:ASN:CG	5:BF:163:VAL:HG23	2.38	0.45
10:BO:17:ARG:NH1	10:BO:47:ILE:HD13	2.31	0.45
12:BQ:16:ARG:HG2	12:BQ:18:LYS:HE2	1.98	0.45
13:BR:96:ARG:HD2	13:BR:115:GLU:OE1	2.17	0.45
15:BT:106:SER:O	15:BT:110:ILE:HG13	2.17	0.45
18:BW:14:PRO:CG	18:BW:78:GLU:HG2	2.39	0.45
21:BZ:6:LYS:HB3	21:BZ:6:LYS:HE2	1.81	0.45
21:BZ:100:VAL:O	21:BZ:124:ILE:N	2.50	0.45
31:CA:189:G:C5	31:CA:189(A):C:C5	3.05	0.45
31:CA:189:G:C6	31:CA:189(L):G:N1	2.85	0.45
31:CA:270:A:H2'	31:CA:271:C:C6	2.52	0.45
31:CA:295:C:H2'	31:CA:296:U:O4'	2.17	0.45
31:CA:436:C:O2'	31:CA:437:U:OP2	2.26	0.45
31:CA:948:C:H2'	31:CA:949:A:H8	1.82	0.45
31:CA:950:U:H3	31:CA:1231:G:H1	1.65	0.45
31:CA:1227:A:OP2	43:CM:96:LEU:HD21	2.16	0.45
31:CA:1288:A:H1'	31:CA:1353:G:O4'	2.17	0.45
32:CB:54:THR:HG23	32:CB:199:TYR:HB3	1.99	0.45
37:CG:22:LEU:HG	37:CG:62:PHE:HE2	1.81	0.45
44:CN:3:ARG:HD2	44:CN:3:ARG:HA	1.59	0.45

Continued on next page...

Continued from previous page...

Atom-1	Atom-2	Interatomic distance (Å)	Clash overlap (Å)
31:DA:22:G:H2'	31:DA:23:C:C6	2.52	0.45
31:DA:38:G:H22	31:DA:397:A:H5''	1.82	0.45
31:DA:542:G:OP1	34:DD:10:ARG:NH2	2.48	0.45
31:DA:949:A:H1'	31:DA:1364:U:O2	2.17	0.45
31:DA:971:G:H1'	31:DA:1365:G:O2'	2.17	0.45
31:DA:1079:G:H2'	31:DA:1080:A:C8	2.52	0.45
32:DB:178:ARG:HH21	38:DH:74:PRO:CB	2.30	0.45
43:DM:16:ASP:HB3	43:DM:34:LEU:HD11	1.99	0.45
43:DM:114:ARG:H	43:DM:114:ARG:HG2	1.44	0.45
1:AA:587:C:C5	1:AA:671:C:H1'	2.52	0.44
1:AA:664:C:H4'	1:AA:941:A:OP1	2.16	0.44
1:AA:672:C:H2'	1:AA:673:C:H6	1.82	0.44
1:AA:700:G:H2'	1:AA:701:G:O4'	2.17	0.44
1:AA:1336:A:H2'	1:AA:1337:G:H8	1.77	0.44
1:AA:1344:G:O2'	1:AA:1385:G:H2'	2.17	0.44
1:AA:2206:G:HO2'	1:AA:2207:G:P	2.39	0.44
1:AA:2787:C:H2'	1:AA:2788:C:H6	1.82	0.44
3:AD:53:PHE:C	3:AD:218:ARG:HB2	2.37	0.44
7:AH:11:VAL:HG13	7:AH:15:VAL:HG22	1.99	0.44
10:AO:104:ARG:HB2	10:AO:104:ARG:CZ	2.47	0.44
12:AQ:74:TYR:O	12:AQ:90:VAL:HA	2.18	0.44
22:A0:27:GLU:HB2	22:A0:69:PHE:HD1	1.82	0.44
1:BA:100:G:H4'	1:BA:100:G:OP2	2.17	0.44
1:BA:515:A:H1'	1:BA:581:C:H1'	2.00	0.44
1:BA:1837:C:OP1	31:CA:784:C:H4'	2.17	0.44
1:BA:2007:C:H4'	1:BA:2824:C:O2'	2.17	0.44
1:BA:2093:G:O5'	8:BI:24:GLY:HA3	2.16	0.44
1:BA:2113:U:H2'	1:BA:2114:A:C8	2.52	0.44
1:BA:2139:C:H2'	1:BA:2140:C:O4'	2.18	0.44
1:BA:2778:A:H4'	1:BA:2779:U:OP2	2.17	0.44
1:BA:2853:C:H2'	1:BA:2854:G:H8	1.82	0.44
1:BA:2875:C:O2'	15:BT:4:GLY:HA3	2.17	0.44
8:BI:72:LEU:HA	8:BI:75:LEU:HD11	1.98	0.44
29:B7:16:HIS:HB2	29:B7:44:PRO:HG2	1.98	0.44
31:CA:1146:A:C5	31:CA:1147:C:C6	3.06	0.44
31:CA:1151:A:O2'	31:CA:1152:A:H8	1.99	0.44
32:CB:12:GLU:C	32:CB:16:HIS:HD1	2.21	0.44
33:CC:11:ARG:HB3	33:CC:15:THR:HB	1.98	0.44
36:CF:4:TYR:CD1	36:CF:92:LYS:HA	2.52	0.44
36:CF:19:LEU:HD11	36:CF:59:TYR:CZ	2.52	0.44
41:CK:32:ILE:HG21	41:CK:72:ALA:CB	2.47	0.44

Continued on next page...

Continued from previous page...

Atom-1	Atom-2	Interatomic distance (Å)	Clash overlap (Å)
31:DA:270:A:H2'	31:DA:271:C:C6	2.51	0.44
31:DA:277:C:H5''	47:DQ:68:ARG:NH2	2.32	0.44
31:DA:328:C:H4'	31:DA:329:A:H5'	1.98	0.44
31:DA:623:C:C4	31:DA:624:C:C4	3.05	0.44
31:DA:728:A:H2'	31:DA:729:A:C8	2.51	0.44
31:DA:825:G:C6	31:DA:826:C:C4	3.05	0.44
31:DA:841:U:H6	31:DA:841:U:P	2.40	0.44
31:DA:991:U:O2'	31:DA:992:U:P	2.75	0.44
31:DA:1332:A:O5'	31:DA:1332:A:C8	2.70	0.44
31:DA:1386:G:C2	31:DA:1387:G:C8	3.05	0.44
33:DC:182:ILE:HA	33:DC:202:ILE:O	2.17	0.44
39:DI:21:PRO:HA	39:DI:59:PHE:HA	1.99	0.44
45:DO:87:ILE:O	45:DO:88:ARG:HB3	2.17	0.44
50:DT:67:ALA:HA	50:DT:72:LEU:O	2.17	0.44
1:AA:71:A:H3'	1:AA:71:A:OP2	2.16	0.44
1:AA:300:A:P	20:AY:86:ARG:NH2	2.89	0.44
1:AA:459:U:OP2	29:A7:39:ARG:NH1	2.47	0.44
1:AA:825:C:H2'	1:AA:826:U:O4'	2.17	0.44
1:AA:870:A:C2	1:AA:908:C:C2	3.05	0.44
1:AA:1915:U:O2	52:AA:3001:T8B:H20	2.17	0.44
1:AA:2638:G:OP1	4:AE:82:ARG:NH2	2.49	0.44
3:AD:253:GLN:HE21	3:AD:253:GLN:HB3	1.55	0.44
8:AI:88:ILE:HG22	8:AI:90:GLY:H	1.83	0.44
12:AQ:37:LEU:HB2	12:AQ:128:LYS:O	2.16	0.44
12:AQ:41:TRP:HB3	12:AQ:94:VAL:HG11	1.99	0.44
14:AS:23:ARG:NH2	14:AS:84:GLN:HB3	2.32	0.44
21:AZ:137:ILE:HA	21:AZ:156:LYS:HZ2	1.83	0.44
23:A1:25:LYS:O	23:A1:28:GLY:N	2.49	0.44
1:BA:71:A:OP2	1:BA:71:A:H3'	2.17	0.44
1:BA:93:G:H2'	1:BA:94:C:C6	2.53	0.44
1:BA:128:C:H2'	1:BA:129:C:C6	2.53	0.44
1:BA:181:A:H1'	1:BA:435:C:H5'	1.98	0.44
1:BA:278:A:H4'	1:BA:279:C:OP1	2.17	0.44
1:BA:663:G:H2'	1:BA:664:C:O4'	2.17	0.44
1:BA:1178:C:H2'	1:BA:1179:C:H6	1.81	0.44
1:BA:1952:A:C6	1:BA:1953:A:N1	2.85	0.44
1:BA:2778:A:O2'	1:BA:2781:A:H5'	2.17	0.44
1:BA:2839:G:H5'	13:BR:46:GLY:CA	2.47	0.44
3:BD:3:VAL:HG13	3:BD:17:THR:HB	1.98	0.44
6:BG:96:ARG:O	6:BG:99:MET:HB3	2.18	0.44
19:BX:3:THR:O	19:BX:6:ASP:HB2	2.17	0.44

Continued on next page...

Continued from previous page...

Atom-1	Atom-2	Interatomic distance (Å)	Clash overlap (Å)
31:CA:129(A):G:H1'	31:CA:189(F):U:H2'	1.99	0.44
31:CA:157:G:C2	31:CA:158:G:C8	3.05	0.44
31:CA:589:C:H2'	31:CA:590:C:H6	1.81	0.44
31:CA:814:A:N7	31:CA:816:A:C4	2.86	0.44
31:CA:1020:U:H2'	31:CA:1021:G:C8	2.52	0.44
34:CD:17:VAL:HG11	34:CD:197:PRO:HG3	2.00	0.44
43:CM:14:ARG:HA	43:CM:44:ARG:HA	2.00	0.44
44:CN:23:ARG:NH1	44:CN:30:ALA:HB2	2.32	0.44
45:CO:78:TYR:CE2	45:CO:82:ILE:HD13	2.51	0.44
31:DA:160:A:H3'	31:DA:161:A:H8	1.83	0.44
31:DA:517:G:H4'	31:DA:519:C:C6	2.52	0.44
31:DA:532:A:H61	33:DC:193:TYR:HB2	1.82	0.44
31:DA:1033:G:H3'	31:DA:1034:G:H8	1.83	0.44
31:DA:1267:C:H5	31:DA:1268:A:C4	2.35	0.44
32:DB:95:GLN:HG3	32:DB:147:LYS:HG2	1.98	0.44
35:DE:92:LYS:HA	35:DE:93:PRO:HD2	1.88	0.44
37:DG:43:PHE:HD2	37:DG:44:TYR:CE2	2.35	0.44
37:DG:69:VAL:HG11	37:DG:134:ALA:HB1	1.98	0.44
1:AA:243:U:O2'	1:AA:244:A:H5'	2.17	0.44
1:AA:775:G:N2	1:AA:793:A:O3'	2.50	0.44
1:AA:883:G:H1	1:AA:893:C:H42	1.65	0.44
1:AA:1002:G:C6	1:AA:1003:G:C5	3.05	0.44
1:AA:1416:G:O2'	1:AA:1417:C:H5	2.00	0.44
1:AA:1495:A:H2'	1:AA:1496:A:H8	1.79	0.44
1:AA:1526:G:C6	1:AA:1527:G:C2	3.06	0.44
1:AA:2315:G:H2'	1:AA:2316:C:C6	2.52	0.44
1:AA:2351:G:HO2'	1:AA:2352:A:H8	1.65	0.44
2:AB:61:G:H2'	2:AB:62:C:C6	2.52	0.44
21:AZ:101:PRO:O	21:AZ:102:LEU:HD12	2.17	0.44
27:A5:16:ARG:HG2	27:A5:16:ARG:HH11	1.81	0.44
29:A7:22:MET:HA	29:A7:28:ARG:HG2	1.99	0.44
1:BA:1430:C:H2'	1:BA:1431:U:H6	1.82	0.44
1:BA:1803:A:N6	1:BA:1814:G:H1'	2.32	0.44
1:BA:1887:C:H2'	1:BA:1888:G:H5'	1.99	0.44
4:BE:71:GLY:HA2	4:BE:72:VAL:C	2.38	0.44
6:BG:149:VAL:HG22	6:BG:150:ASP:O	2.18	0.44
10:BO:88:ASN:HB3	10:BO:94:ARG:HD3	1.98	0.44
12:BQ:54:MET:HG2	12:BQ:117:ALA:HB1	1.99	0.44
13:BR:26:LYS:HE2	13:BR:70:LEU:O	2.18	0.44
22:B0:25:ARG:HD2	22:B0:29:GLN:NE2	2.32	0.44
31:CA:142:G:H2'	31:CA:143:A:C8	2.50	0.44

Continued on next page...

Continued from previous page...

Atom-1	Atom-2	Interatomic distance (Å)	Clash overlap (Å)
31:CA:198:G:C5	31:CA:220:G:C2	3.05	0.44
31:CA:414:A:H2'	31:CA:415:A:C8	2.52	0.44
31:CA:1265:G:H2'	31:CA:1266:G:O4'	2.17	0.44
33:CC:113:ALA:HB3	33:CC:114:PRO:HD3	2.00	0.44
31:DA:604:G:C5	31:DA:605:U:C5	3.05	0.44
31:DA:1072:G:C6	31:DA:1073:U:C4	3.06	0.44
31:DA:1187:G:H5'	39:DI:113:LYS:HE2	1.98	0.44
31:DA:1327:C:H2'	31:DA:1328:C:C6	2.52	0.44
32:DB:185:ILE:HA	32:DB:199:TYR:O	2.16	0.44
34:DD:158:ILE:O	34:DD:162:LEU:HB2	2.17	0.44
37:DG:62:PHE:O	37:DG:66:VAL:HG23	2.17	0.44
38:DH:97:VAL:HA	38:DH:100:ILE:HD11	1.98	0.44
41:DK:59:TYR:O	41:DK:63:LEU:HB2	2.17	0.44
46:DP:43:LYS:HA	46:DP:48:TRP:HB3	1.98	0.44
1:AA:773:U:O2'	3:AD:48:ARG:HD3	2.17	0.44
1:AA:813:U:H2'	1:AA:814:C:C6	2.52	0.44
1:AA:849:A:C8	1:AA:850:C:C5	3.06	0.44
1:AA:947:G:N2	1:AA:971:C:C2	2.85	0.44
1:AA:1386:C:H2'	1:AA:1387:C:C6	2.52	0.44
1:AA:2350:C:H2'	1:AA:2351:G:O4'	2.17	0.44
1:AA:2394:C:P	30:A8:30:ARG:NH1	2.91	0.44
1:AA:2505:G:H2'	1:AA:2576:G:O6	2.17	0.44
3:AD:182:LEU:HD23	3:AD:182:LEU:HA	1.71	0.44
4:AE:110:GLY:O	13:AR:3:HIS:HE1	2.00	0.44
5:AF:123:LEU:HD12	5:AF:124:LEU:H	1.83	0.44
8:AI:140:LEU:HD22	8:AI:141:LYS:N	2.33	0.44
15:AT:26:ASP:OD1	15:AT:120:ARG:NH2	2.45	0.44
18:AW:19:LEU:O	27:A5:25:LEU:HD12	2.18	0.44
1:BA:7:G:H2'	1:BA:8:A:C8	2.52	0.44
1:BA:125:G:C6	29:B7:10:ARG:HG3	2.52	0.44
1:BA:1187:G:H8	1:BA:1187:G:O5'	2.00	0.44
1:BA:2119:A:C2	1:BA:2170:A:H2'	2.53	0.44
6:BG:15:VAL:HG13	6:BG:175:LEU:HB3	1.99	0.44
8:BI:65:ALA:CB	8:BI:136:VAL:HG11	2.47	0.44
8:BI:145:VAL:HG12	8:BI:146:ALA:N	2.32	0.44
13:BR:57:ARG:HB3	13:BR:59:ASP:OD2	2.17	0.44
20:BY:47:LYS:HE3	20:BY:48:ALA:O	2.17	0.44
31:CA:189:G:C6	31:CA:189(A):C:C4	3.05	0.44
31:CA:524:G:H2'	31:CA:525:C:C6	2.53	0.44
31:CA:975:A:H61	31:CA:1367:C:C1'	2.30	0.44
32:CB:189:ASP:HB3	32:CB:203:GLY:O	2.17	0.44

Continued on next page...

Continued from previous page...

Atom-1	Atom-2	Interatomic distance (Å)	Clash overlap (Å)
32:CB:212:GLN:NE2	32:CB:235:SER:HB3	2.32	0.44
33:CC:22:TRP:CH2	44:CN:54:PRO:HG2	2.52	0.44
34:CD:189:PRO:CB	34:CD:194:LEU:HD11	2.34	0.44
35:CE:43:LEU:HD21	35:CE:132:ALA:HB1	1.98	0.44
45:CO:76:GLU:OE1	45:CO:76:GLU:HA	2.18	0.44
46:CP:6:LEU:HG	46:CP:17:TYR:CB	2.47	0.44
31:DA:277:C:OP1	47:DQ:41:LYS:HE3	2.18	0.44
31:DA:444:C:H2'	31:DA:445:G:H8	1.83	0.44
31:DA:729:A:H2'	31:DA:730:G:O4'	2.17	0.44
31:DA:765:G:N2	31:DA:813:U:H5	2.16	0.44
31:DA:1055:A:C6	31:DA:1206:G:C5	3.05	0.44
31:DA:1106:G:H2'	31:DA:1107:C:C6	2.53	0.44
31:DA:1123:A:O2'	40:DJ:37:PRO:O	2.32	0.44
31:DA:1126:U:H1'	31:DA:1280:A:C5	2.52	0.44
31:DA:1376:U:H2'	31:DA:1377:A:C8	2.53	0.44
32:DB:163:PHE:CD2	32:DB:185:ILE:HG13	2.52	0.44
32:DB:168:THR:O	32:DB:169:LYS:HB2	2.18	0.44
34:DD:201:GLN:O	34:DD:204:ILE:HB	2.18	0.44
35:DE:51:VAL:O	35:DE:55:VAL:HG23	2.18	0.44
1:AA:125:G:C6	29:A7:10:ARG:HG3	2.53	0.44
1:AA:251:A:C5	1:AA:252:G:H1'	2.53	0.44
1:AA:644:A:H4'	1:AA:645:C:H5	1.80	0.44
1:AA:729:G:C6	3:AD:208:LYS:HB2	2.52	0.44
1:AA:863:A:C2	1:AA:864:G:C4	3.06	0.44
1:AA:885:C:N4	1:AA:890:A:C6	2.69	0.44
1:AA:1139:G:O2'	1:AA:1143:A:N1	2.38	0.44
1:AA:1488:G:H5''	1:AA:1488:G:H8	1.82	0.44
1:AA:1539:G:H2'	1:AA:1540:U:O4'	2.16	0.44
1:AA:2199:A:H2'	1:AA:2199:A:N3	2.32	0.44
1:AA:2690:C:N4	1:AA:2713:A:H1'	2.33	0.44
1:AA:2728:U:H2'	1:AA:2729:G:H8	1.82	0.44
2:AB:45:A:C2'	2:AB:46:A:H5'	2.47	0.44
8:AI:105:HIS:CD2	8:AI:105:HIS:N	2.82	0.44
12:AQ:7:MET:HB3	12:AQ:9:TYR:O	2.18	0.44
24:A2:32:LEU:HD12	24:A2:57:ILE:HD12	2.00	0.44
1:BA:438:G:H2'	1:BA:440:G:C8	2.53	0.44
1:BA:783:A:H2'	1:BA:783:A:N3	2.33	0.44
1:BA:1045:A:N3	1:BA:1045:A:C2'	2.80	0.44
1:BA:1649:G:C6	1:BA:2009:G:C6	3.06	0.44
1:BA:2184:G:H8	1:BA:2184:G:OP2	2.01	0.44
1:BA:2350:C:H2'	1:BA:2351:G:O4'	2.18	0.44

Continued on next page...

Continued from previous page...

Atom-1	Atom-2	Interatomic distance (Å)	Clash overlap (Å)
8:BI:84:GLY:O	8:BI:85:GLU:HB3	2.16	0.44
9:BN:19:GLU:HA	9:BN:59:LYS:HB2	1.98	0.44
18:BW:12:ILE:HD13	18:BW:17:VAL:HG22	1.98	0.44
21:BZ:26:GLY:HA2	21:BZ:85:HIS:CD2	2.53	0.44
31:CA:153:C:H42	31:CA:169:C:N4	2.15	0.44
31:CA:355:C:N3	31:CA:356:A:C5	2.85	0.44
31:CA:418:C:H1'	31:CA:540:G:O2'	2.17	0.44
31:CA:748:C:H1'	31:CA:749:C:OP2	2.18	0.44
31:CA:947:G:H2'	31:CA:948:C:O4'	2.17	0.44
31:CA:949:A:C1'	31:CA:1364:U:H3	2.30	0.44
31:CA:1256:A:H5'	31:CA:1258:G:H1'	1.99	0.44
31:CA:1261:A:H3'	31:CA:1262:C:C6	2.51	0.44
34:CD:94:LEU:HA	34:CD:94:LEU:HD23	1.69	0.44
35:CE:70:PRO:O	35:CE:72:GLN:N	2.50	0.44
36:CF:37:VAL:HA	36:CF:65:VAL:HG12	1.99	0.44
39:CI:42:ARG:O	39:CI:45:ALA:HA	2.18	0.44
42:CL:70:ILE:HD13	42:CL:77:LEU:HD12	1.99	0.44
31:DA:872:A:C4	31:DA:874:G:N7	2.86	0.44
31:DA:1176:A:H2'	31:DA:1177:G:H8	1.83	0.44
34:DD:13:ARG:HB2	34:DD:14:ARG:H	1.36	0.44
34:DD:111:ALA:HB2	34:DD:120:LEU:HD12	2.00	0.44
40:DJ:44:VAL:HG22	40:DJ:66:ARG:HD3	1.99	0.44
50:DT:35:THR:O	50:DT:39:LYS:N	2.41	0.44
1:AA:208:C:H2'	1:AA:209:C:H6	1.82	0.44
1:AA:271(R):G:H5''	23:A1:97:LEU:HD21	2.00	0.44
1:AA:600:G:N2	1:AA:605:C:O3'	2.51	0.44
1:AA:1027:A:H2	1:AA:2487:G:HO2'	1.65	0.44
1:AA:1665:A:H4'	10:AO:67:LYS:HB2	2.00	0.44
1:AA:2173:A:H2'	1:AA:2174:C:H5'	1.99	0.44
1:AA:2203:U:O4'	3:AD:151:LYS:HE2	2.18	0.44
1:AA:2218:U:H6	1:AA:2218:U:H2'	1.27	0.44
1:AA:2303:G:O2'	6:AG:132:ASN:HB2	2.17	0.44
1:AA:2514:U:H2'	1:AA:2515:C:C6	2.53	0.44
6:AG:126:ASP:HB2	6:AG:130:ASN:O	2.18	0.44
9:AN:3:THR:HG22	9:AN:4:TYR:H	1.82	0.44
12:AQ:30:GLY:CA	12:AQ:107:ALA:HB2	2.48	0.44
1:BA:103:A:H8	1:BA:103:A:O5'	2.00	0.44
1:BA:319:C:H2'	1:BA:320:A:O4'	2.18	0.44
1:BA:1143:A:OP1	9:BN:25:ARG:NH2	2.51	0.44
1:BA:1210:A:H5''	1:BA:1212:G:O4'	2.18	0.44
1:BA:1697:G:OP2	1:BA:1698:A:O2'	2.31	0.44

Continued on next page...

Continued from previous page...

Atom-1	Atom-2	Interatomic distance (Å)	Clash overlap (Å)
1:BA:1854:A:H2'	1:BA:1855:G:O4'	2.17	0.44
1:BA:2461:C:H42	1:BA:2489:G:H1	1.66	0.44
20:BY:68:HIS:ND1	20:BY:70:SER:HB3	2.32	0.44
31:CA:352:C:O2'	31:CA:354:G:OP1	2.23	0.44
31:CA:670:G:C6	31:CA:671:G:C5	3.06	0.44
31:CA:1160:G:OP1	32:CB:133:LYS:HD3	2.17	0.44
31:CA:1237:C:H4'	31:CA:1334:G:H21	1.82	0.44
32:CB:18:GLY:HA2	32:CB:42:ILE:H	1.82	0.44
34:CD:52:SER:O	34:CD:55:ALA:N	2.51	0.44
41:CK:32:ILE:HG21	41:CK:72:ALA:HB2	1.99	0.44
42:CL:24:VAL:HG13	42:CL:98:TYR:HE2	1.82	0.44
42:CL:85:ILE:HD13	42:CL:85:ILE:HA	1.74	0.44
47:CQ:7:THR:OG1	47:CQ:58:GLU:HG2	2.17	0.44
31:DA:343:U:C2	31:DA:347:G:N1	2.85	0.44
31:DA:838:G:H2'	31:DA:839:U:H5''	2.00	0.44
31:DA:1244:C:OP2	51:DU:9:ARG:HB2	2.17	0.44
31:DA:1250:A:H2'	31:DA:1251:A:O4'	2.17	0.44
32:DB:185:ILE:HG12	32:DB:185:ILE:O	2.18	0.44
38:DH:37:ARG:HH21	38:DH:38:ILE:HG12	1.82	0.44
40:DJ:13:HIS:O	40:DJ:17:ASP:N	2.43	0.44
43:DM:30:ALA:O	43:DM:34:LEU:HG	2.16	0.44
1:AA:96:G:H4'	24:A2:48:HIS:NE2	2.32	0.44
1:AA:141:A:C8	1:AA:1408:C:O2'	2.62	0.44
1:AA:146:G:H2'	1:AA:147:U:O4'	2.17	0.44
1:AA:271(K):U:HO2'	1:AA:271(M):G:H22	1.64	0.44
1:AA:902:C:H2'	1:AA:903:C:H6	1.83	0.44
1:AA:993:G:OP1	16:AU:50:ARG:NH2	2.50	0.44
1:AA:1000:A:C6	1:AA:1001:A:N1	2.86	0.44
1:AA:1636:C:H2'	1:AA:1637:A:H8	1.83	0.44
1:AA:2031:A:H1'	1:AA:2455:G:O2'	2.18	0.44
2:AB:29:A:O5'	14:AS:32:LEU:HD12	2.17	0.44
8:AI:111:PRO:HB2	8:AI:112:LYS:HE3	1.99	0.44
12:AQ:29:PHE:HB2	12:AQ:105:GLU:OE2	2.18	0.44
12:AQ:72:LYS:HB3	12:AQ:94:VAL:HG23	1.99	0.44
16:AU:91:ASP:N	17:AV:11:GLN:OE1	2.35	0.44
20:AY:5:MET:HE2	20:AY:5:MET:HB2	1.90	0.44
20:AY:91:GLU:H	20:AY:93:GLY:HA2	1.82	0.44
23:A1:62:VAL:HG13	23:A1:63:ALA:O	2.18	0.44
1:BA:1434:A:H61	1:BA:1558:A:H62	1.65	0.44
1:BA:2568:C:H2'	1:BA:2569:G:O4'	2.18	0.44
1:BA:2789:C:H4'	1:BA:2790:A:OP1	2.16	0.44

Continued on next page...

Continued from previous page...

Atom-1	Atom-2	Interatomic distance (Å)	Clash overlap (Å)
4:BE:170:LEU:HD12	4:BE:170:LEU:HA	1.76	0.44
9:BN:42:TRP:CH2	9:BN:44:PRO:HB3	2.52	0.44
12:BQ:32:TYR:HB2	12:BQ:106:VAL:HG23	1.99	0.44
26:B4:15:ILE:HG13	26:B4:21:VAL:HG22	1.99	0.44
26:B4:42:PHE:CA	26:B4:43:TYR:HB2	2.47	0.44
31:CA:317:G:C6	31:CA:318:G:C5	3.06	0.44
31:CA:919:A:O2'	31:CA:920:U:H5'	2.18	0.44
31:CA:1097:C:H1'	31:CA:1170:A:H1'	1.99	0.44
31:CA:1380:U:C4	37:CG:3:ARG:HG2	2.52	0.44
32:CB:178:ARG:HG2	38:CH:71:GLY:O	2.18	0.44
38:CH:9:MET:HG2	38:CH:10:LEU:HD23	1.99	0.44
31:DA:21:G:C2	31:DA:22:G:C6	3.05	0.44
31:DA:509:A:N3	31:DA:543:C:O2'	2.50	0.44
31:DA:1028:C:H3'	31:DA:1028:C:H6	1.82	0.44
31:DA:1046:A:H2'	31:DA:1047:G:O4'	2.18	0.44
31:DA:1255:G:H1	31:DA:1282:C:H42	1.63	0.44
31:DA:1287:A:H2'	31:DA:1288:A:C8	2.53	0.44
32:DB:19:HIS:CE1	32:DB:206:ASP:HB2	2.53	0.44
34:DD:26:CYS:HB3	34:DD:31:CYS:SG	2.54	0.44
34:DD:64:LEU:HD22	34:DD:198:VAL:HG11	1.99	0.44
37:DG:68:ASN:ND2	37:DG:128:ALA:HA	2.32	0.44
38:DH:20:TYR:HA	38:DH:65:TYR:CZ	2.52	0.44
47:DQ:10:VAL:HG13	47:DQ:19:VAL:HB	1.98	0.44
1:AA:57:C:H2'	1:AA:58:G:O4'	2.17	0.44
1:AA:271(P):C:H2'	1:AA:271(Q):G:H5'	1.99	0.44
1:AA:445:C:O2'	1:AA:446:G:H5'	2.18	0.44
1:AA:709:U:C2	1:AA:723:G:N2	2.85	0.44
1:AA:997:G:O2'	1:AA:998:C:H5'	2.17	0.44
1:AA:1323:U:OP1	18:AW:98:LYS:NZ	2.41	0.44
1:AA:1578:U:C2'	1:AA:1579:A:H5'	2.48	0.44
1:AA:1613:G:C2	1:AA:1619:G:C5	3.06	0.44
1:AA:1939:U:OP1	1:AA:2604:U:O2'	2.36	0.44
1:AA:1992:G:H5'	1:AA:1994:C:H41	1.82	0.44
1:AA:2203:U:O2'	1:AA:2205:C:H5'	2.17	0.44
1:AA:2378:A:C5	1:AA:2379:G:H1'	2.52	0.44
1:AA:2464:C:O2'	1:AA:2465:C:OP2	2.32	0.44
1:AA:2694:G:C6	1:AA:2695:C:C4	3.05	0.44
1:AA:2787:C:H1'	4:AE:62:PRO:HG3	2.00	0.44
2:AB:19:G:H5'	2:AB:20:C:OP2	2.18	0.44
4:AE:151:TYR:O	4:AE:154:LYS:HB2	2.17	0.44
8:AI:82:ARG:HB3	8:AI:89:TYR:CG	2.53	0.44

Continued on next page...

Continued from previous page...

Atom-1	Atom-2	Interatomic distance (Å)	Clash overlap (Å)
13:AR:92:GLY:HA2	13:AR:94:TYR:CZ	2.53	0.44
17:AV:77:ALA:O	17:AV:79:VAL:HB	2.17	0.44
20:AY:43:ASN:OD1	20:AY:65:ALA:HB3	2.18	0.44
20:AY:76:CYS:SG	20:AY:99:CYS:HB2	2.57	0.44
24:A2:22:GLU:HG2	24:A2:64:LEU:HD11	2.00	0.44
26:A4:16:CYS:HA	26:A4:33:VAL:O	2.18	0.44
1:BA:428:A:H8	1:BA:428:A:OP2	2.01	0.44
1:BA:729:G:H5'	1:BA:730:C:H5''	2.00	0.44
1:BA:2331:G:O2'	1:BA:2336:A:N1	2.40	0.44
5:BF:29:ASN:HB3	5:BF:112:MET:HE1	2.00	0.44
12:BQ:27:VAL:O	12:BQ:67:ARG:NH1	2.51	0.44
21:BZ:138:GLU:H	21:BZ:156:LYS:HZ1	1.66	0.44
31:CA:178:C:H2'	31:CA:179:A:H8	1.81	0.44
31:CA:708:C:P	41:CK:85:ARG:HH12	2.41	0.44
31:CA:826:C:H2'	31:CA:827:U:H6	1.83	0.44
31:CA:1030(D):A:H2'	31:CA:1031:G:O4'	2.18	0.44
31:CA:1095:U:P	31:CA:1108:G:H1	2.40	0.44
31:CA:1217:C:H2'	31:CA:1218:C:O4'	2.18	0.44
31:CA:1347:G:H22	31:CA:1374:A:P	2.41	0.44
31:CA:1347:G:N2	31:CA:1373:G:H2'	2.32	0.44
31:CA:1399:C:C2	31:CA:1401:G:C5	3.06	0.44
31:CA:1456:G:O2'	50:CT:39:LYS:HG2	2.17	0.44
37:CG:64:GLN:O	37:CG:68:ASN:HB2	2.18	0.44
38:CH:10:LEU:O	38:CH:13:ILE:HB	2.18	0.44
42:CL:33:ARG:O	42:CL:85:ILE:HB	2.17	0.44
42:CL:44:THR:HG22	42:CL:51:ALA:O	2.18	0.44
43:CM:86:CYS:H	43:CM:89:GLY:HA3	1.82	0.44
50:CT:80:ARG:O	50:CT:84:LEU:HB2	2.18	0.44
31:DA:375:U:H5''	46:DP:6:LEU:HD23	1.99	0.44
31:DA:410:G:C2	31:DA:429:U:C2	3.06	0.44
31:DA:600:C:OP1	38:DH:97:VAL:N	2.40	0.44
31:DA:1490:C:H2'	31:DA:1491:G:H8	1.82	0.44
33:DC:67:THR:HA	33:DC:102:ASN:HB2	1.99	0.44
36:DF:30:LEU:HB3	36:DF:35:ALA:HB3	2.00	0.44
40:DJ:96:ILE:H	40:DJ:96:ILE:HG13	1.56	0.44
1:AA:53:A:H61	1:AA:117:G:C2'	2.30	0.44
1:AA:274:G:H3'	1:AA:275:G:C8	2.53	0.44
1:AA:435:C:H2'	1:AA:436:C:H5'	2.00	0.44
1:AA:806:C:OP2	11:AP:37:GLY:HA2	2.18	0.44
1:AA:857:C:C2	1:AA:921:G:N2	2.86	0.44
1:AA:873:G:N2	1:AA:905:U:C2	2.86	0.44

Continued on next page...

Continued from previous page...

Atom-1	Atom-2	Interatomic distance (Å)	Clash overlap (Å)
1:AA:1709:U:H2'	1:AA:1710:C:C6	2.53	0.44
1:AA:2115:G:O2'	1:AA:2167:U:H1'	2.18	0.44
1:AA:2243:U:H2'	1:AA:2244:U:C6	2.53	0.44
2:AB:117:G:H2'	2:AB:118:G:O4'	2.18	0.44
11:AP:135:LEU:HD23	11:AP:135:LEU:HA	1.91	0.44
19:AX:29:TRP:CZ3	19:AX:78:LYS:HB3	2.53	0.44
21:AZ:153:SER:HB3	21:AZ:167:PRO:O	2.17	0.44
23:A1:50:ARG:HG2	23:A1:59:THR:HB	2.00	0.44
30:A8:34:TRP:NE1	30:A8:35:GLN:HB3	2.32	0.44
1:BA:990:A:OP2	1:BA:991:C:OP2	2.36	0.44
1:BA:1638:C:O2	1:BA:2698:U:O2'	2.32	0.44
1:BA:1963:U:H4'	1:BA:1964:G:OP1	2.17	0.44
31:CA:59:A:H3'	31:CA:331:G:H22	1.83	0.44
31:CA:489:C:C4	31:CA:490:G:N7	2.86	0.44
31:CA:818:G:HO2'	31:CA:820:U:H6	1.59	0.44
31:CA:828:A:N6	31:CA:858:G:O2'	2.49	0.44
40:CJ:43:ARG:HD2	40:CJ:43:ARG:HA	1.72	0.44
42:CL:79:GLU:HB3	42:CL:80:HIS:ND1	2.32	0.44
31:DA:292:G:N2	31:DA:309:G:C4	2.86	0.44
31:DA:324:G:H8	31:DA:324:G:O5'	2.01	0.44
31:DA:643:C:H5'	38:DH:31:PHE:CD1	2.53	0.44
31:DA:1074:G:O2'	31:DA:1101:A:N1	2.31	0.44
31:DA:1089:G:C6	31:DA:1090:U:C4	3.05	0.44
33:DC:77:ILE:HA	33:DC:84:ILE:N	2.31	0.44
39:DI:28:VAL:HG22	39:DI:63:ILE:HD12	1.99	0.44
43:DM:38:GLY:O	43:DM:55:ARG:NH1	2.51	0.44
1:AA:95:G:O5'	24:A2:45:SER:HB2	2.17	0.43
1:AA:1916:A:H2'	1:AA:1917:U:O4'	2.17	0.43
2:AB:64:C:H2'	2:AB:65:C:C6	2.53	0.43
2:AB:117:G:O5'	2:AB:117:G:H8	2.00	0.43
6:AG:36:LYS:HB3	6:AG:95:ARG:HG2	2.00	0.43
7:AH:3:ARG:HG2	7:AH:6:ARG:NE	2.32	0.43
10:AO:73:ASP:OD2	10:AO:75:SER:HB3	2.18	0.43
14:AS:32:LEU:O	14:AS:62:LYS:HE2	2.18	0.43
15:AT:6:LEU:HA	15:AT:6:LEU:HD13	1.64	0.43
15:AT:91:ARG:HD2	15:AT:120:ARG:NH1	2.33	0.43
20:AY:90:LEU:O	20:AY:91:GLU:HB2	2.18	0.43
1:BA:568:U:H5'	1:BA:945:A:C6	2.54	0.43
1:BA:1545:A:H2'	1:BA:1546:C:O4'	2.18	0.43
1:BA:2076:U:OP2	1:BA:2238:G:N2	2.44	0.43
1:BA:2544:G:H1'	1:BA:2646:C:H4'	1.99	0.43

Continued on next page...

Continued from previous page...

Atom-1	Atom-2	Interatomic distance (Å)	Clash overlap (Å)
2:BB:9:G:OP1	14:BS:15:ARG:HD3	2.17	0.43
2:BB:31:C:H4'	6:BG:29:TRP:HH2	1.83	0.43
2:BB:31:C:O5'	2:BB:31:C:H6	2.01	0.43
7:BH:154:PRO:HB3	7:BH:163:TYR:CZ	2.53	0.43
21:BZ:45:ASP:O	21:BZ:49:ARG:HG3	2.18	0.43
31:CA:66:G:N2	31:CA:172:A:N3	2.66	0.43
31:CA:684:A:C6	31:CA:685:G:C6	3.06	0.43
31:CA:1051:C:H2'	31:CA:1052:U:H6	1.83	0.43
35:CE:48:ALA:O	35:CE:50:GLU:N	2.51	0.43
37:CG:99:LEU:HD22	37:CG:103:TRP:CZ2	2.53	0.43
42:CL:119:LYS:HB2	42:CL:120:TYR:HD1	1.82	0.43
43:CM:69:GLU:HG3	43:CM:70:LEU:H	1.82	0.43
49:CS:37:ARG:H	49:CS:37:ARG:HG3	1.57	0.43
50:CT:56:MET:HE3	50:CT:88:VAL:HG11	1.99	0.43
31:DA:93:G:O2'	31:DA:96:U:P	2.75	0.43
31:DA:986:A:H2'	31:DA:987:G:C8	2.52	0.43
31:DA:1002:G:H2'	31:DA:1003:G:O4'	2.18	0.43
31:DA:1004:A:H5'	31:DA:1024:G:N2	2.33	0.43
37:DG:70:LYS:HA	37:DG:71:PRO:HD3	1.91	0.43
40:DJ:61:GLU:OE2	44:DN:45:ARG:NE	2.49	0.43
42:DL:85:ILE:HD13	42:DL:85:ILE:HA	1.80	0.43
1:AA:793:A:OP2	1:AA:2071:A:O2'	2.35	0.43
1:AA:1967:C:H2'	1:AA:1968:G:O4'	2.17	0.43
1:AA:2027:G:H2'	1:AA:2028:U:O4'	2.18	0.43
1:AA:2171:A:H1'	1:AA:2172:U:C6	2.53	0.43
1:AA:2227:A:H4'	3:AD:265:PRO:HD3	2.00	0.43
1:AA:2494:G:C6	1:AA:2495:G:C5	3.06	0.43
1:AA:2590:A:C2	1:AA:2605:U:C2	3.06	0.43
1:AA:2698:U:H2'	1:AA:2699:C:C6	2.53	0.43
1:AA:2834:G:H5''	1:AA:2834:G:H8	1.82	0.43
2:AB:29:A:H5''	2:AB:30:C:OP2	2.19	0.43
11:AP:100:LEU:O	11:AP:103:ALA:HB3	2.17	0.43
13:AR:21:TYR:OH	13:AR:43:GLU:HG2	2.19	0.43
17:AV:28:GLU:HA	17:AV:29:PRO:HD3	1.84	0.43
25:A3:52:HIS:CD2	25:A3:53:LEU:HD21	2.53	0.43
28:A6:40:CYS:SG	28:A6:42:TRP:HB2	2.58	0.43
1:BA:12:U:H2'	1:BA:12:U:O2	2.18	0.43
1:BA:271(D):G:C6	1:BA:271(E):U:C4	3.05	0.43
1:BA:886:C:H2'	1:BA:887:A:H5''	2.00	0.43
1:BA:1773:A:H2'	1:BA:1774:C:H5'	1.99	0.43
1:BA:1983:C:H4'	1:BA:2606:C:H4'	2.00	0.43

Continued on next page...

Continued from previous page...

Atom-1	Atom-2	Interatomic distance (Å)	Clash overlap (Å)
1:BA:1990:C:H2'	1:BA:1991:U:O4'	2.17	0.43
5:BF:89:VAL:HG12	5:BF:90:PHE:N	2.33	0.43
13:BR:1:MET:H1	13:BR:1:MET:HG2	1.70	0.43
21:BZ:144:LEU:HA	21:BZ:144:LEU:HD12	1.70	0.43
31:CA:160:A:H8	31:CA:160:A:OP1	2.01	0.43
31:CA:377:G:H2'	31:CA:378:G:H8	1.82	0.43
31:CA:456:C:H2'	31:CA:457:C:C6	2.54	0.43
31:CA:1318:A:O2'	49:CS:37:ARG:HB3	2.17	0.43
35:CE:30:ALA:N	35:CE:46:GLY:O	2.47	0.43
40:CJ:50:ILE:HG13	40:CJ:60:ARG:HE	1.82	0.43
44:CN:47:LEU:HD23	44:CN:50:LYS:HD3	2.00	0.43
31:DA:804:U:H5'	31:DA:805:C:OP2	2.18	0.43
31:DA:1104:G:C4	31:DA:1105:A:C8	3.06	0.43
31:DA:1412:C:H2'	31:DA:1413:A:H8	1.84	0.43
34:DD:60:GLU:HG2	34:DD:202:LEU:HB2	2.00	0.43
38:DH:21:LYS:O	38:DH:65:TYR:OH	2.26	0.43
42:DL:74:GLY:O	42:DL:102:ARG:NH1	2.51	0.43
1:AA:83:G:N1	1:AA:102:G:H2'	2.34	0.43
1:AA:255:A:C6	1:AA:256:A:C5	3.06	0.43
1:AA:271(Q):G:C2	1:AA:271(R):G:C5	3.07	0.43
1:AA:1016:G:C4	1:AA:1017:G:C8	3.06	0.43
1:AA:1179:C:O2'	1:AA:1180:C:H5'	2.19	0.43
1:AA:1482:G:C6	1:AA:1507:A:C6	3.06	0.43
2:AB:24:G:H4'	2:AB:25:A:H8	1.81	0.43
5:AF:96:ASP:OD1	5:AF:98:SER:HB3	2.18	0.43
6:AG:11:TYR:O	6:AG:16:ARG:HG2	2.19	0.43
6:AG:109:VAL:C	6:AG:112:PRO:HD2	2.38	0.43
6:AG:124:SER:HB3	6:AG:132:ASN:O	2.18	0.43
12:AQ:134:ARG:HG3	12:AQ:134:ARG:HH11	1.82	0.43
15:AT:28:VAL:HG12	15:AT:30:VAL:HG23	2.00	0.43
25:A3:44:ARG:O	25:A3:48:GLU:HG3	2.19	0.43
1:BA:185:U:H2'	1:BA:186:G:C8	2.54	0.43
1:BA:371:A:O3'	1:BA:372:G:H4'	2.19	0.43
1:BA:554:U:C4	1:BA:555:U:C4	3.06	0.43
1:BA:614:U:H5'	1:BA:614(C):A:N6	2.33	0.43
1:BA:699:A:H2'	1:BA:700:G:O4'	2.19	0.43
1:BA:1042:G:C6	1:BA:1043:C:C4	3.07	0.43
1:BA:1799:G:H4'	1:BA:1800:C:O5'	2.18	0.43
1:BA:2164:C:H2'	1:BA:2165:G:O4'	2.18	0.43
1:BA:2579:C:H2'	1:BA:2580:U:O4'	2.18	0.43
4:BE:111:ARG:HB3	13:BR:1:MET:CE	2.49	0.43

Continued on next page...

Continued from previous page...

Atom-1	Atom-2	Interatomic distance (Å)	Clash overlap (Å)
12:BQ:72:LYS:HA	12:BQ:73:PRO:HD3	1.84	0.43
21:BZ:152:ALA:HA	21:BZ:155:LEU:HD22	1.99	0.43
21:BZ:154:ASP:N	21:BZ:154:ASP:OD1	2.46	0.43
21:BZ:159:PRO:HA	21:BZ:160:GLY:HA2	1.75	0.43
31:CA:196:A:N3	31:CA:222:U:H1'	2.33	0.43
31:CA:584:G:H5'	47:CQ:91:ARG:NH2	2.30	0.43
31:CA:630:G:H2'	31:CA:631:G:C8	2.51	0.43
31:CA:1126:U:O2	31:CA:1126:U:H3'	2.17	0.43
31:CA:1431:C:H2'	31:CA:1432:G:O4'	2.18	0.43
35:CE:122:GLU:OE1	35:CE:131:ILE:HG13	2.18	0.43
38:CH:120:THR:OG1	38:CH:123:GLU:HG3	2.18	0.43
45:CO:74:ASP:CG	45:CO:77:ARG:H	2.22	0.43
31:DA:5:U:H5'	31:DA:6:G:C5	2.53	0.43
31:DA:186:C:O2'	31:DA:187:C:H5'	2.17	0.43
31:DA:361:G:H2'	31:DA:362:G:O4'	2.18	0.43
31:DA:412:A:C6	34:DD:35:ARG:HB3	2.54	0.43
31:DA:501:C:H1'	31:DA:549:C:H1'	2.01	0.43
31:DA:683:G:C4	31:DA:684:A:C8	3.06	0.43
31:DA:719:C:N4	48:DR:71:LYS:HE2	2.33	0.43
31:DA:778:G:H2'	31:DA:779:C:O4'	2.17	0.43
31:DA:1288:A:H2'	31:DA:1289:A:O4'	2.18	0.43
31:DA:1306:A:H1'	31:DA:1332:A:C2	2.53	0.43
31:DA:1375:A:H4'	37:DG:29:LYS:NZ	2.32	0.43
32:DB:185:ILE:HG22	32:DB:199:TYR:HD1	1.83	0.43
34:DD:116:GLN:O	34:DD:120:LEU:HG	2.19	0.43
35:DE:84:PHE:CE2	35:DE:133:TYR:HD2	2.36	0.43
39:DI:89:ASN:O	39:DI:91:ASP:N	2.51	0.43
40:DJ:32:ALA:HA	40:DJ:33:GLN:HA	1.84	0.43
49:DS:33:THR:O	49:DS:57:HIS:HE1	2.01	0.43
1:AA:228:A:H2'	1:AA:230:U:O4'	2.17	0.43
1:AA:614(C):A:C4	5:AF:180:GLY:HA2	2.52	0.43
1:AA:784:A:C8	1:AA:792:G:C5	3.06	0.43
1:AA:1047:G:H2'	1:AA:1110:G:N1	2.31	0.43
1:AA:1174:A:H5'	1:AA:1177:A:H62	1.78	0.43
1:AA:1494:A:C2'	1:AA:1495:A:H5'	2.48	0.43
1:AA:2469:A:H4'	12:AQ:56:ARG:HG2	1.99	0.43
1:AA:2552:U:H2'	1:AA:2554:U:OP2	2.18	0.43
1:AA:2600:A:C6	1:AA:2601:C:N4	2.86	0.43
1:AA:2789:C:H5''	1:AA:2790:A:OP2	2.18	0.43
14:AS:96:GLY:N	14:AS:99:LYS:HB3	2.32	0.43
18:AW:1:MET:HG3	18:AW:2:GLU:N	2.32	0.43

Continued on next page...

Continued from previous page...

Atom-1	Atom-2	Interatomic distance (Å)	Clash overlap (Å)
19:AX:40:LYS:HG3	19:AX:51:VAL:HB	2.00	0.43
20:AY:76:CYS:HG	20:AY:102:CYS:HG	1.60	0.43
21:AZ:35:ARG:HA	21:AZ:35:ARG:HD2	1.85	0.43
21:AZ:151:HIS:O	21:AZ:153:SER:N	2.50	0.43
24:A2:45:SER:O	24:A2:46:GLN:HB2	2.18	0.43
26:A4:18:CYS:SG	26:A4:39:CYS:CB	3.06	0.43
28:A6:4:GLU:HG3	28:A6:5:VAL:N	2.34	0.43
1:BA:322:A:OP1	5:BF:168:ARG:HD2	2.18	0.43
1:BA:351:G:H5''	1:BA:352:G:OP1	2.18	0.43
1:BA:468:G:O6	1:BA:469:G:C2	2.72	0.43
1:BA:998:C:H2'	1:BA:999:U:O4'	2.18	0.43
1:BA:1796:U:H2'	1:BA:1797:C:C6	2.53	0.43
1:BA:2111:C:H42	1:BA:2147:G:H22	1.66	0.43
1:BA:2198:A:O2'	1:BA:2224:G:N2	2.50	0.43
1:BA:2658:C:O5'	1:BA:2658:C:H6	2.01	0.43
1:BA:2684:U:H1'	10:BO:70:LYS:HD2	2.00	0.43
1:BA:2730:C:H4'	4:BE:168:MET:O	2.18	0.43
3:BD:68:LYS:HD2	3:BD:70:TRP:CZ2	2.53	0.43
4:BE:50:GLY:CA	4:BE:75:VAL:HG11	2.49	0.43
4:BE:144:ARG:HB3	4:BE:145:LYS:H	1.33	0.43
15:BT:7:ILE:O	15:BT:11:GLU:HG3	2.18	0.43
19:BX:12:VAL:HG22	19:BX:29:TRP:CE2	2.54	0.43
27:B5:51:TYR:CE1	27:B5:56:LYS:HG2	2.53	0.43
31:CA:10:A:H2'	31:CA:11:G:C8	2.53	0.43
31:CA:735:C:O2'	31:CA:736:C:H5'	2.19	0.43
31:CA:1084:G:H2'	31:CA:1085:U:C5	2.54	0.43
31:CA:1084:G:C5	31:CA:1085:U:C4	3.07	0.43
31:CA:1289:A:H2	31:CA:1372:U:O4'	2.01	0.43
31:CA:1399:C:C2	31:CA:1502:A:N6	2.86	0.43
31:CA:1511:G:H2'	31:CA:1512:U:O4'	2.17	0.43
32:CB:55:PHE:CD1	32:CB:58:ILE:HD12	2.53	0.43
32:CB:74:LYS:O	32:CB:78:GLN:N	2.51	0.43
32:CB:87:ARG:CZ	32:CB:233:SER:HB2	2.48	0.43
37:CG:22:LEU:HG	37:CG:62:PHE:CE2	2.52	0.43
38:CH:82:HIS:CE1	38:CH:84:ARG:HG2	2.53	0.43
40:CJ:45:ARG:HH21	44:CN:36:PHE:HB2	1.82	0.43
31:DA:115:G:C2	31:DA:289:G:N7	2.87	0.43
31:DA:117:G:H2'	31:DA:118:U:O4'	2.19	0.43
31:DA:191:G:C6	31:DA:192:U:N3	2.87	0.43
31:DA:1010:G:N1	31:DA:1020:U:O2	2.52	0.43
31:DA:1240:U:OP2	37:DG:116:ALA:N	2.50	0.43

Continued on next page...

Continued from previous page...

Atom-1	Atom-2	Interatomic distance (Å)	Clash overlap (Å)
31:DA:1338:G:H2'	31:DA:1339:A:C8	2.54	0.43
32:DB:17:PHE:HB3	32:DB:44:LEU:HD11	2.00	0.43
32:DB:81:VAL:HB	32:DB:94:ASN:HD21	1.84	0.43
40:DJ:6:ILE:HA	40:DJ:97:GLU:O	2.18	0.43
41:DK:18:ARG:HB2	41:DK:33:THR:OG1	2.18	0.43
49:DS:60:VAL:O	49:DS:62:ILE:HD12	2.18	0.43
1:AA:108:U:C2	1:AA:109:G:C8	3.06	0.43
1:AA:1022:G:N2	1:AA:1142(A):A:H2	2.03	0.43
1:AA:1025:G:C4	1:AA:1135:C:H1'	2.53	0.43
1:AA:1686:C:C4	1:AA:1687:G:C5	3.06	0.43
1:AA:2186:G:H2'	1:AA:2187:G:H5''	2.00	0.43
1:AA:2292:C:O2'	1:AA:2293:C:H5'	2.18	0.43
6:AG:50:ALA:O	6:AG:52:ILE:N	2.51	0.43
8:AI:133:HIS:HA	8:AI:134:PRO:HD2	1.67	0.43
9:AN:46:VAL:HG12	9:AN:48:MET:HG2	2.00	0.43
9:AN:138:LEU:HD23	9:AN:138:LEU:HA	1.62	0.43
14:AS:102:ALA:HB1	14:AS:112:PHE:CZ	2.53	0.43
15:AT:16:ARG:HG3	15:AT:79:HIS:HA	2.01	0.43
16:AU:80:ILE:HD13	16:AU:80:ILE:HA	1.75	0.43
22:A0:78:TYR:HB3	22:A0:80:HIS:NE2	2.33	0.43
23:A1:3:LYS:HB3	23:A1:4:VAL:H	1.39	0.43
1:BA:443:A:C5	5:BF:45:ARG:HD2	2.54	0.43
1:BA:484:C:H2'	1:BA:485:C:H6	1.84	0.43
1:BA:807:U:OP2	11:BP:41:ARG:NH2	2.51	0.43
1:BA:821:A:O2'	1:BA:946:G:OP2	2.20	0.43
1:BA:994:C:H5''	1:BA:995:C:OP1	2.17	0.43
1:BA:1022:G:C6	1:BA:1140:C:C4	3.07	0.43
1:BA:1283:G:N2	1:BA:1286:A:C8	2.87	0.43
1:BA:1641:A:H2'	1:BA:1642:G:O4'	2.18	0.43
1:BA:2055:C:H5'	1:BA:2056:G:O5'	2.17	0.43
1:BA:2136:C:N4	1:BA:2155:G:N1	2.65	0.43
1:BA:2404:C:O3'	11:BP:77:ARG:NH2	2.52	0.43
2:BB:6:C:C2	2:BB:116:G:C2	3.06	0.43
5:BF:63:LYS:HA	5:BF:76:GLY:O	2.18	0.43
6:BG:106:LEU:HD12	6:BG:110:ALA:HB3	2.00	0.43
6:BG:131:TYR:HB3	6:BG:159:VAL:HG13	2.00	0.43
12:BQ:134:ARG:O	12:BQ:138:ASP:HB2	2.18	0.43
15:BT:22:PHE:HA	15:BT:91:ARG:HH12	1.84	0.43
23:B1:12:PRO:HG3	23:B1:43:TYR:HD2	1.83	0.43
24:B2:48:HIS:O	24:B2:52:ASP:HB2	2.19	0.43
31:CA:154:C:N3	31:CA:168:G:C2	2.86	0.43

Continued on next page...

Continued from previous page...

Atom-1	Atom-2	Interatomic distance (Å)	Clash overlap (Å)
31:CA:258:G:N3	31:CA:259:G:C8	2.86	0.43
31:CA:445:G:H2'	31:CA:446:G:H8	1.84	0.43
31:CA:683:G:C2	31:CA:708:C:N3	2.87	0.43
31:CA:1078:U:C5	31:CA:1079:G:C5	3.07	0.43
31:CA:1106:G:H2'	31:CA:1107:C:C6	2.53	0.43
31:CA:1179:A:H4'	39:CI:103:THR:HA	1.99	0.43
31:CA:1202:G:O4'	44:CN:29:ARG:NH1	2.45	0.43
31:CA:1256:A:H62	31:CA:1278:U:H1'	1.84	0.43
32:CB:73:THR:HB	32:CB:95:GLN:O	2.19	0.43
35:CE:33:VAL:HG23	35:CE:42:GLY:O	2.19	0.43
39:CI:112:LYS:HA	39:CI:119:ALA:HB2	2.00	0.43
31:DA:298:A:H5''	31:DA:299:G:OP2	2.19	0.43
31:DA:579:G:H2'	31:DA:580:U:C6	2.53	0.43
31:DA:1030(A):G:C8	31:DA:1030(B):C:H5''	2.53	0.43
31:DA:1189:C:P	40:DJ:51:ARG:HH22	2.42	0.43
49:DS:53:ASN:O	49:DS:77:THR:HG22	2.18	0.43
1:AA:7:G:H2'	1:AA:8:A:H8	1.80	0.43
1:AA:83:G:H1	1:AA:102:G:H2'	1.83	0.43
1:AA:193:U:O3'	1:AA:803:U:H4'	2.19	0.43
1:AA:721:C:H2'	1:AA:722:A:C8	2.54	0.43
1:AA:1470:G:N2	1:AA:1523:U:C4	2.86	0.43
1:AA:1593:G:C2	1:AA:1594:G:C4	3.07	0.43
1:AA:2227:A:OP1	3:AD:263:ARG:HD2	2.19	0.43
1:AA:2313:C:H4'	6:AG:91:ARG:HG3	2.00	0.43
3:AD:43:ARG:HG2	3:AD:47:GLY:O	2.19	0.43
3:AD:102:LYS:C	3:AD:103:ARG:HG2	2.38	0.43
4:AE:37:ARG:HG3	4:AE:46:ALA:HB3	2.01	0.43
7:AH:9:ILE:HD13	7:AH:72:ILE:HG22	2.00	0.43
8:AI:77:LEU:HD21	8:AI:101:LEU:HG	2.00	0.43
9:AN:120:LEU:HD22	9:AN:122:VAL:HG23	2.01	0.43
21:AZ:67:LEU:HA	21:AZ:68:PRO:HD3	1.90	0.43
22:A0:31:VAL:HG11	22:A0:37:LEU:CD2	2.47	0.43
24:A2:32:LEU:HD11	24:A2:54:LYS:CG	2.48	0.43
1:BA:32:C:O2'	1:BA:33:U:H5'	2.19	0.43
1:BA:330:A:HO2'	1:BA:331:A:H8	1.61	0.43
1:BA:340:A:H2'	1:BA:341:G:O4'	2.18	0.43
1:BA:652(R):C:HO2'	1:BA:652(S):C:H6	1.61	0.43
1:BA:1673:U:C5	4:BE:129:HIS:HE1	2.36	0.43
1:BA:2286:A:OP1	28:B6:29:ASN:ND2	2.51	0.43
1:BA:2336:A:H61	22:B0:43:THR:HG22	1.84	0.43
1:BA:2670:A:O2'	1:BA:2671:A:H5'	2.19	0.43

Continued on next page...

Continued from previous page...

Atom-1	Atom-2	Interatomic distance (Å)	Clash overlap (Å)
6:BG:43:LEU:HB3	6:BG:44:GLY:H	1.70	0.43
6:BG:46:ALA:HB1	6:BG:51:ARG:HA	2.00	0.43
7:BH:5:GLY:HA2	7:BH:69:ARG:CB	2.48	0.43
7:BH:91:GLY:HA3	7:BH:160:LYS:HG3	1.99	0.43
7:BH:158:HIS:O	7:BH:160:LYS:N	2.48	0.43
14:BS:69:VAL:HA	14:BS:72:ALA:HB3	2.00	0.43
19:BX:8:ILE:HD11	19:BX:43:VAL:HG23	2.01	0.43
21:BZ:144:LEU:HD21	21:BZ:150:LEU:HG	2.00	0.43
31:CA:602:A:C6	31:CA:603:U:C4	3.06	0.43
31:CA:833:U:H2'	31:CA:834:C:C6	2.53	0.43
31:CA:981:U:N3	31:CA:982:U:C4	2.86	0.43
31:CA:1128:C:N4	31:CA:1139:G:N3	2.67	0.43
35:CE:33:VAL:HG21	35:CE:109:ILE:HA	2.01	0.43
36:CF:11:ASN:O	36:CF:14:LEU:HB2	2.18	0.43
31:DA:298:A:C6	31:DA:299:G:C2	3.07	0.43
31:DA:447:G:H8	31:DA:447:G:O5'	2.01	0.43
31:DA:538:G:H5''	42:DL:114:LYS:HB2	2.01	0.43
31:DA:684:A:C2	31:DA:685:G:C4	3.07	0.43
31:DA:990:C:C2	31:DA:1216:G:N2	2.86	0.43
31:DA:1057:G:H2'	31:DA:1058:G:O4'	2.18	0.43
31:DA:1151:A:O2'	31:DA:1152:A:C8	2.70	0.43
34:DD:38:TYR:HA	34:DD:39:PRO:HD3	1.77	0.43
41:DK:21:ILE:HD12	41:DK:84:VAL:HG22	2.01	0.43
1:AA:35:G:H2'	1:AA:36:G:O4'	2.19	0.43
1:AA:340:A:N6	1:AA:341:G:C2	2.87	0.43
1:AA:631:A:OP2	30:A8:47:LYS:NZ	2.38	0.43
1:AA:862:G:H4'	2:AB:79:C:H5'	2.01	0.43
1:AA:1337:G:H2'	1:AA:1338:G:C8	2.53	0.43
1:AA:1711:C:H2'	1:AA:1712:C:C6	2.54	0.43
1:AA:1827:C:O2'	1:AA:1970:A:N3	2.32	0.43
1:AA:1997:G:O2'	1:AA:1998:G:H5'	2.19	0.43
1:AA:2050:C:O2	4:AE:156:MET:HE1	2.19	0.43
2:AB:15:A:OP2	2:AB:69:G:N2	2.50	0.43
5:AF:110:LEU:HD23	5:AF:110:LEU:HA	1.69	0.43
6:AG:36:LYS:HD3	6:AG:95:ARG:NH1	2.34	0.43
9:AN:55:VAL:HG22	9:AN:126:PRO:HA	2.00	0.43
11:AP:63:PRO:O	30:A8:13:ARG:HB2	2.19	0.43
19:AX:50:LYS:HG2	19:AX:84:ALA:HB2	2.01	0.43
22:A0:50:ASN:HB3	22:A0:63:VAL:HG22	2.00	0.43
1:BA:221:A:H4'	1:BA:222:A:O5'	2.16	0.43
1:BA:263:C:H2'	1:BA:264:C:O4'	2.18	0.43

Continued on next page...

Continued from previous page...

Atom-1	Atom-2	Interatomic distance (Å)	Clash overlap (Å)
1:BA:271(H):G:O2'	1:BA:271(I):G:H8	2.02	0.43
1:BA:841:A:C2	1:BA:938:G:C2	3.07	0.43
1:BA:1582:C:C2	1:BA:1583:A:C8	3.06	0.43
1:BA:2165:G:H2'	1:BA:2166:G:H8	1.81	0.43
1:BA:2405:G:O2'	1:BA:2406:U:P	2.77	0.43
11:BP:3:LEU:HA	11:BP:3:LEU:HD12	1.82	0.43
12:BQ:2:LEU:HD12	12:BQ:2:LEU:HA	1.92	0.43
12:BQ:14:ARG:HG2	12:BQ:41:TRP:HH2	1.83	0.43
12:BQ:32:TYR:CZ	12:BQ:133:ARG:HG3	2.54	0.43
31:CA:355:C:O4'	31:CA:388:G:O2'	2.32	0.43
31:CA:1086:U:H2'	31:CA:1087:G:O4'	2.18	0.43
32:CB:71:VAL:HA	32:CB:93:VAL:HG23	2.01	0.43
32:CB:185:ILE:HG22	32:CB:199:TYR:HD1	1.84	0.43
37:CG:72:ARG:NH1	37:CG:142:GLU:OE1	2.52	0.43
37:CG:111:ARG:HB2	37:CG:119:ARG:HD2	2.01	0.43
45:CO:26:GLU:HA	45:CO:81:LEU:HD22	2.00	0.43
31:DA:130:A:H1'	31:DA:263:A:O2'	2.19	0.43
31:DA:626:U:C2	31:DA:627:G:C8	3.07	0.43
31:DA:1133:G:H2'	31:DA:1134:G:O4'	2.19	0.43
37:DG:149:ARG:HD2	41:DK:59:TYR:CE1	2.53	0.43
49:DS:38:SER:O	49:DS:70:LYS:HG3	2.18	0.43
1:AA:154:G:C6	1:AA:154(A):C:N4	2.86	0.43
1:AA:345:A:H1'	1:AA:346:A:N7	2.33	0.43
1:AA:573:G:O2'	1:AA:574:C:H3'	2.19	0.43
1:AA:619:G:H8	1:AA:619:G:O5'	2.01	0.43
1:AA:770:G:OP1	29:A7:8:ASN:ND2	2.47	0.43
1:AA:780:G:C2	1:AA:782:A:C2	3.06	0.43
1:AA:909:A:H2'	1:AA:912:C:H5	1.82	0.43
1:AA:1288:U:O4	13:AR:106:GLY:HA3	2.19	0.43
1:AA:1587:A:H2'	1:AA:1588:C:C6	2.53	0.43
1:AA:1689:A:N7	1:AA:1698:A:N1	2.67	0.43
1:AA:2335:A:C8	1:AA:2337:G:C5	3.06	0.43
1:AA:2699:C:H2'	1:AA:2700:C:O4'	2.18	0.43
1:AA:2751:G:H3'	1:AA:2752:C:C6	2.53	0.43
4:AE:101:ARG:HA	4:AE:170:LEU:O	2.18	0.43
13:AR:38:VAL:CG1	13:AR:42:LYS:HE3	2.49	0.43
17:AV:89:GLN:OE1	17:AV:89:GLN:HA	2.18	0.43
18:AW:78:GLU:OE1	18:AW:99:ARG:NH1	2.51	0.43
21:AZ:72:ARG:O	21:AZ:72:ARG:HD3	2.19	0.43
25:A3:19:GLN:O	25:A3:23:LEU:HD22	2.19	0.43
1:BA:222:A:C2	1:BA:233:A:H5''	2.54	0.43

Continued on next page...

Continued from previous page...

Atom-1	Atom-2	Interatomic distance (Å)	Clash overlap (Å)
1:BA:725:G:C6	1:BA:726:G:N1	2.86	0.43
1:BA:994:C:OP1	16:BU:53:ARG:NH2	2.51	0.43
1:BA:1903:G:P	3:BD:241:PRO:HB2	2.58	0.43
1:BA:1907:G:C6	1:BA:1908:C:C4	3.06	0.43
1:BA:2445:G:C2'	1:BA:2446:G:H5'	2.49	0.43
1:BA:2803:C:H2'	1:BA:2804:C:O4'	2.18	0.43
2:BB:78:A:H2'	2:BB:79:C:O4'	2.18	0.43
19:BX:52:VAL:HG12	19:BX:82:GLN:HG3	2.00	0.43
20:BY:79:CYS:CB	20:BY:81:LYS:H	2.31	0.43
26:B4:35:VAL:O	26:B4:36:CYS:HB3	2.18	0.43
28:B6:9:LEU:HD21	28:B6:25:LYS:HB3	2.01	0.43
31:CA:708:C:H2'	31:CA:709:G:C8	2.52	0.43
31:CA:996:A:H2'	31:CA:997:U:O4'	2.19	0.43
31:CA:1232:U:H2'	31:CA:1233:G:O4'	2.19	0.43
31:CA:1347:G:N7	39:CI:11:LYS:HD2	2.34	0.43
31:CA:1352:C:H1'	31:CA:1371:G:N2	2.34	0.43
32:CB:17:PHE:CB	32:CB:44:LEU:HD11	2.49	0.43
32:CB:185:ILE:HG22	32:CB:199:TYR:CD1	2.52	0.43
33:CC:74:GLY:C	33:CC:76:VAL:N	2.72	0.43
35:CE:15:ARG:HD2	35:CE:26:PHE:CD2	2.54	0.43
38:CH:77:GLU:HG3	38:CH:78:GLN:N	2.34	0.43
40:CJ:75:LEU:O	40:CJ:77:PRO:HD3	2.19	0.43
31:DA:16:A:O2'	31:DA:17:U:H5'	2.18	0.43
31:DA:25:C:O2'	31:DA:26:A:H5'	2.19	0.43
31:DA:134:A:H61	46:DP:25:ARG:NH1	2.16	0.43
31:DA:149:A:O2'	31:DA:150:C:P	2.77	0.43
31:DA:367:U:C2	31:DA:369:C:C5	3.06	0.43
31:DA:373:A:N1	31:DA:391:G:O2'	2.45	0.43
31:DA:612:C:O2	31:DA:629:G:N2	2.52	0.43
31:DA:638:G:O2'	31:DA:639:G:H5'	2.19	0.43
31:DA:734:G:O2'	48:DR:71:LYS:HD3	2.19	0.43
31:DA:825:G:O2'	31:DA:826:C:H5'	2.19	0.43
31:DA:949:A:C1'	31:DA:1364:U:H3	2.32	0.43
31:DA:1106:G:C6	31:DA:1107:C:C4	3.07	0.43
31:DA:1372:U:OP1	39:DI:72:GLY:N	2.52	0.43
32:DB:87:ARG:HD2	32:DB:219:VAL:HG11	2.01	0.43
32:DB:133:LYS:C	32:DB:135:GLN:H	2.21	0.43
33:DC:39:ILE:HD11	33:DC:59:ARG:HH21	1.84	0.43
33:DC:148:GLY:HA3	33:DC:172:ARG:O	2.18	0.43
35:DE:31:LEU:HD23	35:DE:31:LEU:HA	1.76	0.43
37:DG:152:ALA:O	37:DG:155:ARG:HB3	2.19	0.43

Continued on next page...

Continued from previous page...

Atom-1	Atom-2	Interatomic distance (Å)	Clash overlap (Å)
39:DI:3:GLN:HE21	39:DI:3:GLN:HB2	1.67	0.43
41:DK:73:MET:HE2	41:DK:103:LEU:HD23	2.00	0.43
1:AA:320:A:H4'	1:AA:322:A:N7	2.33	0.43
1:AA:1204:A:N1	1:AA:1241:A:N7	2.67	0.43
1:AA:1238:G:N2	1:AA:1239:G:H1'	2.34	0.43
1:AA:1285:G:N2	1:AA:1328:G:H5''	2.33	0.43
1:AA:1986:A:H2'	1:AA:1987:G:C8	2.54	0.43
1:AA:2472:G:O6	1:AA:2476:A:H4'	2.19	0.43
2:AB:75:G:N1	2:AB:103:G:N2	2.67	0.43
3:AD:132:PRO:HG3	3:AD:190:TYR:CE1	2.54	0.43
6:AG:86:MET:HA	6:AG:87:PRO:HD2	1.93	0.43
8:AI:145:VAL:HG12	8:AI:146:ALA:N	2.34	0.43
21:AZ:111:VAL:C	21:AZ:113:ALA:H	2.21	0.43
30:A8:6:THR:HG22	30:A8:63:PRO:HD2	1.99	0.43
1:BA:562:U:C4	1:BA:2036:C:O4'	2.72	0.43
1:BA:570:G:H2'	1:BA:2030:A:N7	2.33	0.43
1:BA:833:U:H2'	1:BA:834:C:C6	2.53	0.43
1:BA:1685:C:O2'	1:BA:1686:C:H5'	2.18	0.43
1:BA:2307:G:N1	6:BG:43:LEU:O	2.33	0.43
1:BA:2428:G:H5''	1:BA:2429:G:O5'	2.19	0.43
3:BD:26:LYS:HB3	3:BD:83:GLU:HG2	2.00	0.43
6:BG:60:LEU:HB3	6:BG:68:PRO:HG3	1.99	0.43
11:BP:59:LEU:HD21	30:B8:10:ALA:HA	2.01	0.43
12:BQ:109:VAL:HG22	12:BQ:113:GLN:OE1	2.19	0.43
13:BR:33:ARG:HA	13:BR:114:VAL:O	2.19	0.43
16:BU:58:ARG:HA	16:BU:61:TRP:CE3	2.53	0.43
17:BV:24:LYS:HA	17:BV:92:THR:OG1	2.18	0.43
22:B0:72:ARG:CB	22:B0:75:LEU:HB2	2.49	0.43
26:B4:40:HIS:O	26:B4:43:TYR:HB3	2.18	0.43
31:CA:49:U:H3	31:CA:362:G:H1'	1.84	0.43
31:CA:513:C:H2'	31:CA:514:C:C6	2.54	0.43
31:CA:749:C:O5'	31:CA:749:C:H6	2.01	0.43
31:CA:837:G:C2	31:CA:850:U:O2	2.72	0.43
31:CA:1015:A:H2'	31:CA:1016:A:C8	2.54	0.43
31:CA:1270:C:H2'	31:CA:1271:G:H8	1.83	0.43
31:CA:1385:G:C6	31:CA:1386:G:N7	2.86	0.43
31:CA:1438:G:H2'	31:CA:1439:C:C6	2.53	0.43
40:CJ:13:HIS:HB3	40:CJ:68:HIS:CE1	2.54	0.43
40:CJ:19:SER:OG	40:CJ:91:PRO:HD3	2.19	0.43
40:CJ:79:ARG:C	40:CJ:81:THR:H	2.21	0.43
48:CR:45:SER:C	48:CR:47:THR:H	2.21	0.43

Continued on next page...

Continued from previous page...

Atom-1	Atom-2	Interatomic distance (Å)	Clash overlap (Å)
31:DA:509:A:H4'	31:DA:510:A:OP1	2.19	0.43
31:DA:542:G:H5'	34:DD:41:GLY:HA3	2.01	0.43
31:DA:585:G:N3	31:DA:879:C:H4'	2.34	0.43
31:DA:663:A:H2'	31:DA:664:G:O4'	2.18	0.43
31:DA:680:C:H6	31:DA:680:C:O5'	2.01	0.43
31:DA:867:G:N2	31:DA:868:C:C2	2.87	0.43
31:DA:1037:C:H3'	31:DA:1037:C:H6	1.84	0.43
31:DA:1288:A:N3	31:DA:1352:C:O2'	2.44	0.43
31:DA:1288:A:C6	31:DA:1289:A:C5	3.07	0.43
31:DA:1423:G:C2	31:DA:1424:C:C2	3.06	0.43
32:DB:145:LEU:HD13	32:DB:145:LEU:HA	1.94	0.43
33:DC:131:ARG:NE	33:DC:166:GLU:OE2	2.41	0.43
34:DD:123:HIS:O	34:DD:125:HIS:N	2.52	0.43
36:DF:67:MET:HG3	36:DF:68:PRO:O	2.18	0.43
1:AA:328:U:H4'	20:AY:68:HIS:CG	2.54	0.43
1:AA:422:A:H2'	1:AA:423:A:C8	2.54	0.43
1:AA:528:A:C2	1:AA:2043:C:H4'	2.53	0.43
1:AA:674:G:H1'	5:AF:74:ARG:CD	2.49	0.43
1:AA:897:C:H2'	1:AA:898:C:C6	2.54	0.43
1:AA:977:G:N3	1:AA:1001:A:H2	2.16	0.43
1:AA:1184:G:C6	1:AA:1185:C:C4	3.07	0.43
1:AA:1250:G:OP2	11:AP:21:ARG:HD3	2.19	0.43
1:AA:1786:A:H1'	1:AA:1938:A:H61	1.82	0.43
1:AA:1853:A:H2'	1:AA:1854:A:C8	2.54	0.43
1:AA:2063:C:O2	1:AA:2450:A:N1	2.52	0.43
1:AA:2173:A:C3'	1:AA:2174:C:H5'	2.49	0.43
1:AA:2299:G:N2	1:AA:2300:G:C4	2.87	0.43
1:AA:2360:A:H2'	1:AA:2361:A:O4'	2.19	0.43
1:AA:2661:G:H2'	1:AA:2662:A:C8	2.53	0.43
1:AA:2815:C:H2'	1:AA:2816:C:O4'	2.19	0.43
8:AI:99:GLU:HA	8:AI:102:SER:OG	2.19	0.43
9:AN:112:LEU:O	9:AN:115:ARG:HB2	2.19	0.43
12:AQ:58:PHE:O	12:AQ:60:ARG:N	2.52	0.43
14:AS:62:LYS:HB3	14:AS:97:ARG:CD	2.48	0.43
17:AV:38:LEU:O	17:AV:39:LEU:HB2	2.18	0.43
25:A3:26:LEU:HD21	25:A3:46:ASN:CB	2.49	0.43
1:BA:271(U):G:H2'	1:BA:271(V):G:H8	1.83	0.43
1:BA:543:C:H2'	1:BA:545:G:O4'	2.19	0.43
1:BA:637:A:C8	11:BP:117:GLU:HG3	2.54	0.43
1:BA:1110:G:OP2	1:BA:1110:G:C8	2.72	0.43
1:BA:1494:A:C6	1:BA:1495:A:C6	3.07	0.43

Continued on next page...

Continued from previous page...

Atom-1	Atom-2	Interatomic distance (Å)	Clash overlap (Å)
1:BA:2037:G:C6	1:BA:2038:G:C6	3.07	0.43
1:BA:2127:G:O6	1:BA:2161:C:N3	2.51	0.43
1:BA:2370:G:C6	1:BA:2371:G:C6	3.07	0.43
1:BA:2653:U:O2'	7:BH:110:SER:HB2	2.18	0.43
1:BA:2788:C:N4	1:BA:2789:C:N4	2.67	0.43
2:BB:50:G:H2'	2:BB:51:G:O4'	2.19	0.43
3:BD:95:LEU:O	3:BD:102:LYS:HA	2.19	0.43
5:BF:132:VAL:HG23	5:BF:163:VAL:HG22	2.01	0.43
5:BF:157:VAL:HG21	5:BF:181:LEU:HD13	2.01	0.43
6:BG:47:LYS:O	6:BG:82:LEU:HD21	2.19	0.43
13:BR:53:HIS:O	13:BR:56:LYS:HB2	2.19	0.43
31:CA:530:G:OP1	31:CA:530:G:H3'	2.19	0.43
31:CA:545:C:O2'	31:CA:546:G:H5'	2.19	0.43
31:CA:606:G:H2'	31:CA:631:G:H1	1.83	0.43
31:CA:742:G:H5'	45:CO:58:MET:HE3	2.00	0.43
31:CA:763:G:H2'	31:CA:764:C:H6	1.84	0.43
31:CA:827:U:H5''	31:CA:828:A:OP2	2.19	0.43
31:CA:1162:C:H2'	31:CA:1163:C:O4'	2.18	0.43
31:CA:1171:G:H2'	31:CA:1172:C:C6	2.54	0.43
31:CA:1365:G:C6	31:CA:1366:C:C4	3.07	0.43
35:CE:90:VAL:O	35:CE:120:THR:HA	2.19	0.43
39:CI:17:VAL:HA	39:CI:63:ILE:HG12	2.01	0.43
42:CL:77:LEU:HD21	42:CL:107:ALA:HA	2.00	0.43
42:CL:124:LYS:HA	42:CL:125:PRO:HD3	1.90	0.43
49:CS:73:GLU:H	49:CS:73:GLU:HG2	1.70	0.43
50:CT:14:LYS:HG3	50:CT:17:ARG:NH2	2.34	0.43
31:DA:167:G:C4	31:DA:168:G:C8	3.07	0.43
31:DA:300:A:H1'	31:DA:565:U:O2	2.19	0.43
31:DA:473:G:C4	31:DA:474:G:C8	3.07	0.43
31:DA:622:A:C8	31:DA:623:C:C6	3.07	0.43
31:DA:953:G:C6	31:DA:954:G:C4	3.06	0.43
31:DA:1016:A:H4'	31:DA:1218:C:H4'	2.00	0.43
31:DA:1151:A:H5'	40:DJ:41:PRO:HA	1.99	0.43
33:DC:24:ALA:HB1	33:DC:28:GLN:O	2.19	0.43
35:DE:139:LEU:HA	35:DE:142:LEU:CD1	2.49	0.43
42:DL:75:HIS:ND1	42:DL:77:LEU:HB2	2.34	0.43
49:DS:36:ARG:HB2	49:DS:72:GLY:HA3	2.01	0.43
1:AA:817:C:H2'	1:AA:818:G:C8	2.54	0.42
1:AA:1007:C:P	9:AN:37:LYS:HZ2	2.42	0.42
1:AA:1167:U:C2	1:AA:1183:G:N2	2.87	0.42
1:AA:1799:G:H4'	1:AA:1800:C:O5'	2.19	0.42

Continued on next page...

Continued from previous page...

Atom-1	Atom-2	Interatomic distance (Å)	Clash overlap (Å)
1:AA:1915:U:N3	52:AA:3001:T8B:C32	2.82	0.42
1:AA:2109:U:H2'	1:AA:2110:G:C8	2.54	0.42
4:AE:2:LYS:HA	4:AE:84:PHE:CD2	2.54	0.42
6:AG:50:ALA:C	6:AG:52:ILE:N	2.72	0.42
9:AN:28:THR:HG22	9:AN:29:LYS:HG3	2.01	0.42
14:AS:67:ARG:HE	14:AS:67:ARG:HB2	1.32	0.42
16:AU:65:ILE:HD11	16:AU:95:LEU:HB3	2.01	0.42
16:AU:97:ASP:OD1	16:AU:101:ARG:HD2	2.19	0.42
17:AV:59:ALA:HB2	17:AV:96:ILE:HD13	2.00	0.42
20:AY:23:ARG:NH1	20:AY:23:ARG:HB2	2.34	0.42
20:AY:76:CYS:HA	20:AY:77:PRO:HD3	1.76	0.42
21:AZ:45:ASP:OD1	21:AZ:49:ARG:NH1	2.51	0.42
21:AZ:154:ASP:N	21:AZ:154:ASP:OD1	2.49	0.42
27:A5:46:CYS:HA	27:A5:47:PRO:HD3	1.87	0.42
1:BA:271(X):G:C2	1:BA:271(Y):U:O4	2.72	0.42
1:BA:775:G:C4	1:BA:794:G:C8	3.07	0.42
1:BA:1614:A:P	1:BA:1614:A:H8	2.41	0.42
1:BA:1719:G:C6	1:BA:1720:U:C4	3.07	0.42
1:BA:1846:G:H5''	1:BA:1847:A:OP2	2.18	0.42
1:BA:2012:G:O3'	18:BW:96:ILE:HG23	2.19	0.42
1:BA:2023:G:H4'	1:BA:2617:C:O3'	2.19	0.42
1:BA:2123:G:H2'	1:BA:2124:G:H8	1.84	0.42
1:BA:2394:C:P	30:B8:30:ARG:NH1	2.91	0.42
5:BF:102:PRO:HB2	5:BF:105:VAL:CG2	2.49	0.42
6:BG:123:ASN:C	6:BG:125:PHE:H	2.23	0.42
8:BI:111:PRO:HB2	8:BI:112:LYS:HE3	2.01	0.42
10:BO:104:ARG:NH1	15:BT:34:VAL:HG21	2.34	0.42
12:BQ:79:LEU:HD23	12:BQ:79:LEU:HA	1.78	0.42
31:CA:310:G:H5''	46:CP:31:LYS:HB2	2.01	0.42
31:CA:375:U:N3	31:CA:376:G:N7	2.67	0.42
31:CA:540:G:C4	31:CA:541:G:C8	3.07	0.42
31:CA:690:G:C6	31:CA:691:G:N1	2.87	0.42
31:CA:1005:A:H1'	31:CA:1036:G:N2	2.33	0.42
31:CA:1014:A:N3	31:CA:1219:U:H1'	2.34	0.42
32:CB:93:VAL:HG21	32:CB:97:TRP:HD1	1.84	0.42
34:CD:78:LEU:O	34:CD:81:GLU:N	2.52	0.42
34:CD:123:HIS:O	34:CD:125:HIS:N	2.52	0.42
38:CH:5:PRO:O	38:CH:8:ASP:HB3	2.19	0.42
31:DA:203:U:H2'	31:DA:203:U:OP2	2.19	0.42
31:DA:832:C:O2'	31:DA:833:U:P	2.77	0.42
31:DA:832:C:N4	31:DA:855:G:C6	2.86	0.42

Continued on next page...

Continued from previous page...

Atom-1	Atom-2	Interatomic distance (Å)	Clash overlap (Å)
31:DA:892:A:H2'	31:DA:893:C:C6	2.54	0.42
31:DA:1226:C:H4'	49:DS:80:TYR:CZ	2.54	0.42
31:DA:1416:G:H2'	31:DA:1417:G:O4'	2.18	0.42
35:DE:78:HIS:CE1	35:DE:142:LEU:HD23	2.54	0.42
35:DE:127:ASN:HA	35:DE:128:PRO:HD3	1.84	0.42
47:DQ:81:ARG:HA	47:DQ:81:ARG:HD2	1.78	0.42
1:AA:247:G:H4'	1:AA:386:G:C6	2.54	0.42
1:AA:672:C:H2'	1:AA:673:C:C6	2.55	0.42
1:AA:910:A:C5	12:AQ:13:GLN:HG3	2.53	0.42
1:AA:1514:U:H2'	1:AA:1515:G:C8	2.54	0.42
1:AA:2052:G:C8	4:AE:141:ILE:HD11	2.54	0.42
1:AA:2299:G:N1	1:AA:2318:G:H8	2.17	0.42
1:AA:2322:A:H2'	1:AA:2323:G:O4'	2.19	0.42
1:AA:2680:C:H1'	4:AE:187:ALA:HB1	2.01	0.42
1:AA:2751:G:H3'	1:AA:2752:C:H6	1.84	0.42
3:AD:206:LEU:HD23	3:AD:206:LEU:HA	1.62	0.42
6:AG:19:LEU:HD13	6:AG:32:PRO:HD2	1.99	0.42
6:AG:122:PRO:HG2	6:AG:182:LYS:O	2.18	0.42
10:AO:66:LYS:N	10:AO:82:ASN:OD1	2.44	0.42
16:AU:59:ARG:HH11	16:AU:59:ARG:HB3	1.85	0.42
18:AW:7:ALA:O	18:AW:103:ILE:N	2.52	0.42
21:AZ:54:HIS:CG	21:AZ:101:PRO:HG3	2.54	0.42
23:A1:83:GLU:HA	23:A1:84:GLY:HA2	1.59	0.42
1:BA:484:C:H6	1:BA:484:C:O5'	2.02	0.42
1:BA:910:A:N7	12:BQ:13:GLN:HG3	2.34	0.42
1:BA:1329:U:H5'	1:BA:1330:C:H5	1.84	0.42
1:BA:2292:C:H4'	1:BA:2375:G:H4'	2.01	0.42
7:BH:11:VAL:HA	7:BH:12:PRO:HD3	1.79	0.42
8:BI:112:LYS:HA	8:BI:114:LEU:O	2.18	0.42
12:BQ:21:THR:HG21	12:BQ:101:ARG:HD2	2.01	0.42
12:BQ:51:ARG:HG3	12:BQ:66:ILE:HD11	2.01	0.42
15:BT:37:GLY:HA2	15:BT:38:ASN:HA	1.74	0.42
20:BY:51:VAL:HG22	20:BY:58:GLY:N	2.34	0.42
23:B1:83:GLU:HA	23:B1:84:GLY:HA2	1.65	0.42
24:B2:25:VAL:O	24:B2:29:LYS:N	2.48	0.42
24:B2:25:VAL:O	24:B2:28:LYS:N	2.51	0.42
25:B3:17:LYS:H	25:B3:17:LYS:HG2	1.61	0.42
31:CA:27:G:H2'	31:CA:28:G:O4'	2.19	0.42
31:CA:118:U:C5	31:CA:288:A:C6	3.07	0.42
31:CA:189:G:C6	31:CA:189(L):G:C6	3.07	0.42
31:CA:690:G:C6	31:CA:691:G:C2	3.07	0.42

Continued on next page...

Continued from previous page...

Atom-1	Atom-2	Interatomic distance (Å)	Clash overlap (Å)
31:CA:949:A:H1'	31:CA:1364:U:H3	1.84	0.42
38:CH:44:PHE:HA	38:CH:79:VAL:CG1	2.50	0.42
40:CJ:47:PHE:HD2	44:CN:34:TYR:CE2	2.37	0.42
40:CJ:51:ARG:NH2	40:CJ:61:GLU:HB3	2.34	0.42
44:CN:53:LEU:HA	44:CN:54:PRO:HD3	1.84	0.42
48:CR:74:ARG:H	48:CR:74:ARG:HG3	1.60	0.42
31:DA:159:G:N2	31:DA:163:C:C4	2.87	0.42
31:DA:189(E):U:O2'	31:DA:189(F):U:H5'	2.19	0.42
31:DA:612:C:H2'	31:DA:613:C:C6	2.53	0.42
31:DA:724:G:C2	31:DA:725:G:C8	3.07	0.42
31:DA:1074:G:C4	31:DA:1102:A:C2	3.08	0.42
31:DA:1278:U:H5''	31:DA:1279:A:O4'	2.19	0.42
31:DA:1301:U:H2'	31:DA:1303:C:C5	2.54	0.42
33:DC:159:GLY:HA2	33:DC:193:TYR:CD1	2.53	0.42
37:DG:89:MET:HE2	37:DG:155:ARG:HG3	2.01	0.42
40:DJ:13:HIS:HA	40:DJ:16:LEU:HD22	2.00	0.42
42:DL:70:ILE:HD13	42:DL:77:LEU:HD12	2.01	0.42
46:DP:7:ALA:O	46:DP:9:PHE:HD2	2.01	0.42
46:DP:52:ASP:O	46:DP:54:GLU:N	2.52	0.42
1:AA:236:C:H2'	1:AA:237:C:C6	2.55	0.42
1:AA:247:G:H5''	1:AA:386:G:O2'	2.19	0.42
1:AA:284:U:H2'	1:AA:285:C:H6	1.84	0.42
1:AA:637:A:C8	11:AP:117:GLU:HG3	2.47	0.42
1:AA:652(R):C:O2'	1:AA:652(S):C:H6	2.01	0.42
1:AA:719:C:H2'	1:AA:720:C:C6	2.51	0.42
1:AA:817:C:H2'	1:AA:818:G:O4'	2.19	0.42
1:AA:886:C:H2'	1:AA:887:A:H5''	2.01	0.42
1:AA:1341:U:C5	1:AA:1395:A:H2	2.36	0.42
1:AA:1343:G:O2'	1:AA:1384:A:N1	2.37	0.42
1:AA:1814:G:H2'	1:AA:1815:A:C8	2.54	0.42
1:AA:2262:U:N3	1:AA:2279:G:C2	2.88	0.42
1:AA:2732:G:H3'	1:AA:2733:A:O4'	2.19	0.42
1:AA:2838:G:C2	1:AA:2881:C:C2	3.08	0.42
3:AD:26:LYS:O	3:AD:83:GLU:HG2	2.19	0.42
6:AG:138:GLN:NE2	6:AG:153:ARG:HB2	2.33	0.42
10:AO:80:ASP:OD2	15:AT:71:GLY:HA3	2.19	0.42
12:AQ:21:THR:HG21	12:AQ:101:ARG:HB2	2.01	0.42
14:AS:26:LEU:HD22	14:AS:87:PHE:HE1	1.82	0.42
15:AT:37:GLY:HA2	15:AT:38:ASN:HA	1.73	0.42
1:BA:185:U:H2'	1:BA:186:G:H8	1.84	0.42
1:BA:271(Q):G:O2'	1:BA:271(R):G:P	2.77	0.42

Continued on next page...

Continued from previous page...

Atom-1	Atom-2	Interatomic distance (Å)	Clash overlap (Å)
1:BA:272(C):G:H2'	1:BA:272(D):G:O4'	2.19	0.42
1:BA:1047:G:O2'	1:BA:1048:A:P	2.77	0.42
1:BA:1256:G:H5'	1:BA:1257:C:OP2	2.19	0.42
1:BA:1489:U:O2'	1:BA:1490:A:H8	2.03	0.42
1:BA:1929:G:H4'	1:BA:1930:G:OP1	2.20	0.42
1:BA:2336:A:H61	22:B0:43:THR:CG2	2.32	0.42
5:BF:53:THR:HG22	5:BF:55:GLY:H	1.84	0.42
9:BN:22:THR:HB	9:BN:25:ARG:HB2	2.02	0.42
9:BN:125:GLY:HA3	9:BN:126:PRO:HA	1.88	0.42
11:BP:112:LEU:HD22	11:BP:113:LYS:N	2.33	0.42
15:BT:20:PRO:HG2	15:BT:86:ILE:O	2.19	0.42
15:BT:121:ILE:O	15:BT:124:ASP:HB2	2.18	0.42
31:CA:50:A:H2	31:CA:52:G:N3	2.16	0.42
31:CA:256:U:H2'	31:CA:257:G:C8	2.54	0.42
31:CA:834:C:C2	31:CA:853:G:N2	2.87	0.42
31:CA:995:C:H4'	44:CN:8:GLU:OE2	2.19	0.42
31:CA:1130:A:O2'	39:CI:3:GLN:NE2	2.52	0.42
31:CA:1226:C:C4	43:CM:104:ARG:HB2	2.54	0.42
33:CC:51:GLY:O	33:CC:52:LEU:HB3	2.19	0.42
34:CD:155:LEU:HD23	34:CD:156:GLU:N	2.34	0.42
42:CL:60:LEU:HD13	42:CL:60:LEU:HA	1.76	0.42
46:CP:55:ARG:NE	46:CP:55:ARG:HA	2.33	0.42
50:CT:47:GLY:HA2	50:CT:48:LYS:CB	2.49	0.42
31:DA:511:C:HO2'	31:DA:512:U:H6	1.65	0.42
31:DA:1115:C:C2	31:DA:1186:G:C2	3.08	0.42
31:DA:1292:U:C2'	31:DA:1293:G:H5'	2.50	0.42
31:DA:1300:G:O2'	31:DA:1301:U:P	2.78	0.42
31:DA:1408:A:C2	31:DA:1494:G:C2	3.08	0.42
31:DA:1452:C:H3'	31:DA:1456:G:N7	2.34	0.42
31:DA:1478:C:H2'	31:DA:1479:C:H6	1.84	0.42
36:DF:75:LEU:O	36:DF:79:LEU:HG	2.20	0.42
37:DG:108:ALA:O	37:DG:111:ARG:HB2	2.20	0.42
39:DI:44:VAL:HA	39:DI:45:ALA:HB2	2.02	0.42
44:DN:37:PHE:HZ	44:DN:56:VAL:HG21	1.84	0.42
1:AA:817:C:O2'	1:AA:839:U:H5''	2.20	0.42
1:AA:828:U:H4'	1:AA:831:G:N1	2.35	0.42
1:AA:1046:A:HO2'	1:AA:1047:G:P	2.42	0.42
1:AA:2331:G:H4'	22:A0:43:THR:H	1.83	0.42
1:AA:2813:A:C6	1:AA:2814:C:C4	3.07	0.42
1:AA:2855:C:H2'	1:AA:2856:C:H6	1.83	0.42
52:AA:3001:T8B:H10	31:DA:1492:A:H4'	2.01	0.42

Continued on next page...

Continued from previous page...

Atom-1	Atom-2	Interatomic distance (Å)	Clash overlap (Å)
2:AB:87:G:H22	2:AB:89:G:H3'	1.85	0.42
2:AB:90:A:C5	2:AB:91:C:H1'	2.55	0.42
3:AD:159:ALA:HB1	3:AD:198:ASN:HB3	2.01	0.42
5:AF:39:TRP:CE2	5:AF:43:LYS:HD3	2.55	0.42
8:AI:25:TYR:CE2	8:AI:29:TYR:CD2	3.07	0.42
8:AI:29:TYR:C	8:AI:32:PRO:HD2	2.39	0.42
9:AN:96:GLU:H	9:AN:96:GLU:CD	2.23	0.42
14:AS:10:ARG:HH21	14:AS:91:PRO:HB2	1.85	0.42
21:AZ:151:HIS:C	21:AZ:153:SER:N	2.72	0.42
26:A4:42:PHE:CA	26:A4:43:TYR:HB2	2.49	0.42
1:BA:271(K):U:H1'	1:BA:271(L):U:OP1	2.20	0.42
1:BA:1329:U:C5'	1:BA:1330:C:H5	2.32	0.42
1:BA:1341:U:O2	19:BX:80:ILE:HD12	2.19	0.42
1:BA:1503:U:H2'	1:BA:1504:C:H6	1.82	0.42
1:BA:1971:A:C5	3:BD:241:PRO:HD3	2.55	0.42
1:BA:2126:A:H1'	1:BA:2127:G:OP2	2.18	0.42
1:BA:2126:A:N3	1:BA:2162:G:N2	2.68	0.42
1:BA:2223:G:OP1	3:BD:172:TYR:OH	2.24	0.42
1:BA:2290:G:O2'	1:BA:2381:C:H1'	2.19	0.42
1:BA:2413:G:H2'	1:BA:2414:G:O4'	2.19	0.42
1:BA:2418:A:H2'	1:BA:2419:U:O4'	2.19	0.42
1:BA:2638:G:O2'	1:BA:2775:A:N1	2.48	0.42
1:BA:2660:A:H2'	1:BA:2661:G:O4'	2.19	0.42
1:BA:2773:C:H2'	1:BA:2774:C:C6	2.52	0.42
6:BG:137:GLU:HB3	6:BG:138:GLN:H	1.54	0.42
8:BI:60:GLU:C	8:BI:61:ARG:HH11	2.23	0.42
13:BR:54:LEU:HD12	13:BR:54:LEU:HA	1.86	0.42
13:BR:100:LEU:HD11	13:BR:113:LEU:HD23	2.00	0.42
21:BZ:111:VAL:C	21:BZ:113:ALA:N	2.73	0.42
31:CA:226:G:N2	31:CA:227:G:H1'	2.34	0.42
31:CA:509:A:N3	31:CA:543:C:O2'	2.44	0.42
31:CA:1080:A:H5''	35:CE:16:THR:HG21	2.02	0.42
31:CA:1242:C:H4'	31:CA:1304:G:OP1	2.19	0.42
31:CA:1269:A:H1'	31:CA:1326:C:H1'	2.01	0.42
31:CA:1348:U:C4	31:CA:1349:A:N7	2.88	0.42
38:CH:83:ILE:HB	38:CH:137:VAL:HG13	2.01	0.42
49:CS:57:HIS:O	49:CS:59:PRO:HD3	2.20	0.42
31:DA:931:C:H2'	31:DA:932:C:H6	1.84	0.42
31:DA:1479:C:H2'	31:DA:1480:G:C8	2.54	0.42
32:DB:78:GLN:O	32:DB:94:ASN:ND2	2.53	0.42
40:DJ:79:ARG:C	40:DJ:81:THR:H	2.22	0.42

Continued on next page...

Continued from previous page...

Atom-1	Atom-2	Interatomic distance (Å)	Clash overlap (Å)
1:AA:271(Q):G:O2'	1:AA:271(R):G:P	2.77	0.42
1:AA:278:A:H4'	1:AA:279:C:OP1	2.19	0.42
1:AA:478:A:N1	1:AA:500:G:H4'	2.35	0.42
1:AA:481:G:H1'	1:AA:507:A:N1	2.35	0.42
1:AA:795:C:C2'	1:AA:796:C:H5'	2.49	0.42
1:AA:1252:G:C2	1:AA:1253:A:C2	3.07	0.42
1:AA:1530:C:O2'	1:AA:1531:C:P	2.76	0.42
1:AA:1531:C:N4	1:AA:1538:G:H1	2.14	0.42
1:AA:1804:C:H2'	1:AA:1805:U:H6	1.85	0.42
1:AA:1976:U:H2'	1:AA:1977:A:C8	2.55	0.42
1:AA:2085:C:H2'	1:AA:2086:U:O4'	2.19	0.42
1:AA:2521:C:O2'	1:AA:2564:A:N3	2.45	0.42
1:AA:2575:C:O2'	1:AA:2578:G:N7	2.32	0.42
6:AG:43:LEU:HB3	6:AG:44:GLY:H	1.58	0.42
7:AH:8:PRO:O	7:AH:69:ARG:NH1	2.52	0.42
9:AN:94:HIS:HB3	9:AN:97:ARG:HD3	2.01	0.42
13:AR:72:ASP:O	13:AR:76:VAL:HG23	2.19	0.42
26:A4:14:ILE:HG22	26:A4:33:VAL:HG22	2.01	0.42
1:BA:118:A:N3	1:BA:178:G:H1'	2.34	0.42
1:BA:218:A:N1	1:BA:235:U:H4'	2.34	0.42
1:BA:1653:G:H3'	13:BR:2:ARG:HD3	2.00	0.42
1:BA:2012:G:H8	1:BA:2012:G:O5'	2.03	0.42
1:BA:2029:G:H2'	1:BA:2031:A:OP1	2.19	0.42
1:BA:2114:A:H1'	1:BA:2168:G:H5'	2.00	0.42
1:BA:2837:G:C2	1:BA:2882:A:C2	3.07	0.42
2:BB:55:U:H2'	2:BB:56:G:O4'	2.20	0.42
3:BD:133:LEU:HD23	3:BD:136:ILE:HD12	2.00	0.42
3:BD:210:GLY:O	3:BD:213:ARG:HB2	2.18	0.42
8:BI:25:TYR:CD1	8:BI:30:LEU:HD11	2.54	0.42
14:BS:10:ARG:O	14:BS:14:VAL:HG13	2.18	0.42
20:BY:92:ASN:HB3	20:BY:94:LYS:H	1.84	0.42
31:CA:107:G:H2'	31:CA:108:G:O4'	2.19	0.42
31:CA:112:G:H5'	31:CA:389:A:O2'	2.19	0.42
31:CA:223:U:H2'	31:CA:224:C:H6	1.84	0.42
31:CA:254:G:O2'	47:CQ:16:GLN:O	2.37	0.42
31:CA:327:A:C4	31:CA:329:A:C8	3.07	0.42
31:CA:335:C:H2'	31:CA:336:C:C6	2.54	0.42
31:CA:404:U:H2'	31:CA:405:U:C6	2.53	0.42
31:CA:624:C:H2'	31:CA:625:G:H8	1.84	0.42
31:CA:734:G:C2	31:CA:735:C:C2	3.08	0.42
31:CA:746:A:H4'	31:CA:837:G:O2'	2.20	0.42

Continued on next page...

Continued from previous page...

Atom-1	Atom-2	Interatomic distance (Å)	Clash overlap (Å)
31:CA:1002:G:H2'	31:CA:1003:G:O4'	2.19	0.42
38:CH:21:LYS:O	38:CH:63:LEU:HD23	2.20	0.42
42:CL:27:LEU:C	42:CL:29:GLY:N	2.68	0.42
50:CT:63:ILE:HD13	50:CT:80:ARG:HB2	2.01	0.42
31:DA:101:A:H2'	31:DA:102:G:H8	1.84	0.42
31:DA:113:G:H2'	31:DA:114:U:C6	2.55	0.42
31:DA:269:C:H2'	31:DA:270:A:C8	2.55	0.42
31:DA:875:C:O2'	38:DH:14:ARG:HD2	2.19	0.42
31:DA:935:A:N6	37:DG:3:ARG:HG3	2.34	0.42
32:DB:87:ARG:HH11	32:DB:219:VAL:HG12	1.85	0.42
32:DB:187:LEU:HD23	32:DB:201:ILE:HG22	2.01	0.42
38:DH:11:THR:HG22	38:DH:15:ASN:ND2	2.34	0.42
38:DH:78:GLN:HG2	38:DH:80:ILE:O	2.20	0.42
38:DH:87:SER:HB2	38:DH:93:VAL:HB	2.00	0.42
43:DM:88:ARG:HG3	43:DM:98:VAL:HG13	2.01	0.42
50:DT:54:LYS:HA	50:DT:57:ARG:NH1	2.34	0.42
1:AA:528:A:N1	1:AA:2042:A:H2'	2.35	0.42
1:AA:598:G:C6	1:AA:599:G:C5	3.07	0.42
1:AA:634:C:H6	1:AA:634:C:O5'	2.03	0.42
1:AA:708:C:N4	1:AA:723:G:H1	2.17	0.42
1:AA:867:C:O2	1:AA:913:U:H5'	2.19	0.42
1:AA:900:A:H2'	1:AA:901:A:C8	2.54	0.42
1:AA:952:G:C6	1:AA:953:A:N7	2.88	0.42
1:AA:953:A:C2	1:AA:954:G:C8	3.07	0.42
1:AA:1005:C:O2	1:AA:1143:A:C6	2.72	0.42
1:AA:1016:G:C5	1:AA:1017:G:N7	2.87	0.42
1:AA:1797:C:H4'	3:AD:257:LEU:O	2.19	0.42
1:AA:2787:C:H2'	1:AA:2788:C:C6	2.55	0.42
2:AB:22:U:H3	2:AB:61:G:H1	1.67	0.42
4:AE:77:ILE:HG21	4:AE:195:LEU:HD11	2.01	0.42
6:AG:98:ARG:O	6:AG:102:PHE:N	2.48	0.42
9:AN:103:VAL:O	9:AN:107:LEU:HG	2.20	0.42
25:A3:10:LYS:O	25:A3:53:LEU:HB3	2.19	0.42
1:BA:945:A:C4	1:BA:2448:A:C2	3.07	0.42
1:BA:994:C:OP2	16:BU:54:LYS:NZ	2.45	0.42
1:BA:1426:G:H8	1:BA:1426:G:O5'	2.03	0.42
1:BA:2117:A:N6	1:BA:2171:A:N6	2.68	0.42
1:BA:2136:C:N3	1:BA:2155:G:N2	2.66	0.42
1:BA:2872:G:O2'	1:BA:2873:A:H5'	2.19	0.42
5:BF:123:LEU:HD12	5:BF:124:LEU:H	1.83	0.42
7:BH:8:PRO:O	7:BH:69:ARG:NH1	2.52	0.42

Continued on next page...

Continued from previous page...

Atom-1	Atom-2	Interatomic distance (Å)	Clash overlap (Å)
9:BN:39:ARG:HA	9:BN:40:PRO:HD3	1.90	0.42
12:BQ:18:LYS:HB2	12:BQ:18:LYS:HE3	1.75	0.42
14:BS:90:GLY:C	14:BS:92:TYR:H	2.23	0.42
19:BX:5:TYR:CE1	24:B2:30:ARG:HB2	2.54	0.42
21:BZ:152:ALA:O	21:BZ:155:LEU:HB2	2.19	0.42
31:CA:149:A:HO2'	31:CA:150:C:H6	1.67	0.42
31:CA:397:A:N6	31:CA:548:G:N7	2.68	0.42
31:CA:803:G:H2'	31:CA:804:U:O4'	2.19	0.42
31:CA:1240:U:H4'	31:CA:1241:G:OP2	2.20	0.42
31:CA:1522:U:H2'	31:CA:1523:G:H8	1.85	0.42
34:CD:58:LEU:O	34:CD:62:GLN:HG2	2.19	0.42
35:CE:68:GLU:HG2	35:CE:70:PRO:HG3	2.01	0.42
44:CN:50:LYS:HE2	44:CN:52:GLN:NE2	2.35	0.42
46:CP:39:TYR:CE2	46:CP:41:PRO:HB3	2.53	0.42
50:CT:14:LYS:HA	50:CT:17:ARG:CZ	2.49	0.42
31:DA:458:C:C2'	31:DA:460:G:H8	2.30	0.42
31:DA:559:A:H4'	31:DA:560:U:H3'	2.00	0.42
31:DA:945:G:C2	31:DA:946:A:C8	3.08	0.42
31:DA:981:U:O5'	31:DA:981:U:H6	2.03	0.42
31:DA:1277:C:O2'	31:DA:1279:A:H8	2.01	0.42
31:DA:1471:G:O2'	31:DA:1472:U:H5'	2.20	0.42
31:DA:1514:C:H2'	31:DA:1515:C:C6	2.54	0.42
34:DD:30:LYS:HA	34:DD:35:ARG:HD2	2.01	0.42
36:DF:10:LEU:HD21	36:DF:61:LEU:HD22	2.02	0.42
43:DM:52:GLU:HA	43:DM:55:ARG:HB3	2.01	0.42
44:DN:13:THR:HA	44:DN:14:PRO:HD3	1.86	0.42
1:AA:17:G:C4	1:AA:18:C:C5	3.08	0.42
1:AA:171:G:H2'	1:AA:172:C:C6	2.55	0.42
1:AA:829:A:N7	1:AA:2248:C:H5'	2.34	0.42
1:AA:918:A:O2'	2:AB:97:G:N2	2.51	0.42
1:AA:968:G:H2'	1:AA:969:U:O4'	2.20	0.42
1:AA:1159:U:H2'	1:AA:1160:G:C8	2.55	0.42
1:AA:1761:C:H2'	1:AA:1762:A:H5''	2.01	0.42
1:AA:1819:A:H3'	3:AD:178:PRO:HB2	2.02	0.42
1:AA:2168:G:H2'	1:AA:2170:A:OP2	2.20	0.42
1:AA:2190:G:H2'	1:AA:2191:G:H5''	2.01	0.42
1:AA:2256:G:H2'	1:AA:2257:U:C6	2.54	0.42
3:AD:5:LYS:HE3	3:AD:5:LYS:HB3	1.82	0.42
3:AD:16:MET:CG	3:AD:211:ARG:HH21	2.32	0.42
3:AD:159:ALA:HB1	3:AD:198:ASN:O	2.18	0.42
3:AD:221:VAL:HG22	3:AD:226:MET:HE3	2.01	0.42

Continued on next page...

Continued from previous page...

Atom-1	Atom-2	Interatomic distance (Å)	Clash overlap (Å)
9:AN:15:LEU:HD13	9:AN:16:ILE:N	2.34	0.42
15:AT:6:LEU:O	15:AT:9:LEU:HB3	2.20	0.42
25:A3:7:LYS:O	25:A3:54:VAL:HA	2.20	0.42
1:BA:143:G:H2'	1:BA:143(A):C:C6	2.54	0.42
1:BA:226:G:H21	1:BA:228:A:H62	1.67	0.42
1:BA:478:A:N1	1:BA:500:G:H4'	2.35	0.42
1:BA:1432:C:H2'	1:BA:1433:U:O4'	2.19	0.42
1:BA:1913:A:C2'	52:BA:3001:T8B:C23	2.95	0.42
1:BA:1913:A:C2	52:BA:3001:T8B:O8	2.73	0.42
1:BA:2131:G:H5''	1:BA:2132:U:C5'	2.49	0.42
1:BA:2262:U:O2'	1:BA:2263:C:H5'	2.19	0.42
1:BA:2563:U:H4'	10:BO:28:SER:HA	2.02	0.42
4:BE:6:GLY:HA2	4:BE:51:PHE:CE1	2.55	0.42
8:BI:145:VAL:HG12	8:BI:146:ALA:H	1.85	0.42
22:B0:53:MET:HA	22:B0:58:THR:O	2.20	0.42
24:B2:17:SER:OG	24:B2:20:GLU:HG3	2.19	0.42
25:B3:31:LEU:C	25:B3:33:GLN:H	2.23	0.42
30:B8:35:GLN:O	30:B8:35:GLN:HG3	2.20	0.42
31:CA:8:A:H5'	35:CE:101:ILE:HG22	2.00	0.42
31:CA:475:G:C2'	31:CA:476:G:H5'	2.49	0.42
31:CA:521:G:O5'	42:CL:73:GLU:HG2	2.20	0.42
31:CA:581:G:N2	31:CA:582:U:C4	2.87	0.42
31:CA:981:U:H5	31:CA:982:U:HO2'	1.66	0.42
31:CA:1030:C:N3	31:CA:1031:G:C2	2.88	0.42
31:CA:1277:C:H1'	31:CA:1282:C:C2	2.55	0.42
31:CA:1329:A:N7	51:CU:7:ARG:NH2	2.59	0.42
31:CA:1415:G:C4	31:CA:1486:G:C2	3.07	0.42
31:DA:59:A:H3'	31:DA:331:G:H22	1.84	0.42
31:DA:142:G:H2'	31:DA:143:A:C8	2.54	0.42
31:DA:667:G:H4'	45:DO:51:HIS:CE1	2.54	0.42
31:DA:841:U:OP1	31:DA:841:U:H6	2.03	0.42
31:DA:935:A:H61	37:DG:3:ARG:HG3	1.84	0.42
31:DA:1480:G:H2'	31:DA:1481:U:O4'	2.19	0.42
35:DE:126:ARG:HH11	35:DE:126:ARG:CG	2.31	0.42
42:DL:46:LYS:HE2	42:DL:47:LYS:O	2.20	0.42
49:DS:36:ARG:H	49:DS:36:ARG:HG2	1.74	0.42
1:AA:330:A:C2	1:AA:1210:A:H2'	2.46	0.42
1:AA:571:A:N6	1:AA:2499:C:O3'	2.49	0.42
1:AA:797:C:H2'	1:AA:798:G:H8	1.84	0.42
1:AA:911:A:H2'	12:AQ:9:TYR:CZ	2.54	0.42
1:AA:1833:U:H2'	1:AA:1834:U:H6	1.84	0.42

Continued on next page...

Continued from previous page...

Atom-1	Atom-2	Interatomic distance (Å)	Clash overlap (Å)
1:AA:2163:C:OP2	1:AA:2164:C:H5	2.03	0.42
1:AA:2206:G:H3'	1:AA:2207:G:N7	2.34	0.42
1:AA:2263:C:H42	1:AA:2278:A:N6	2.18	0.42
1:AA:2345:G:OP2	28:A6:38:LYS:HG3	2.20	0.42
1:AA:2735:G:N3	1:AA:2736:G:C8	2.88	0.42
52:AA:3001:T8B:O5	31:DA:1491:G:H2'	2.20	0.42
4:AE:143:ASN:ND2	4:AE:147:PRO:HD2	2.18	0.42
6:AG:128:ARG:HE	6:AG:128:ARG:HB2	1.31	0.42
8:AI:3:VAL:HG12	8:AI:38:LEU:HA	2.01	0.42
10:AO:26:LYS:HD2	10:AO:37:ASP:OD1	2.20	0.42
13:AR:44:LEU:HD23	13:AR:44:LEU:HA	1.92	0.42
21:AZ:126:VAL:HG13	21:AZ:127:LYS:O	2.19	0.42
28:A6:15:GLU:HG3	28:A6:47:THR:HG23	2.02	0.42
1:BA:195:A:OP1	11:BP:46:LYS:HE2	2.20	0.42
1:BA:312:G:H4'	1:BA:331:A:N3	2.34	0.42
1:BA:405:U:H4'	1:BA:406:G:OP2	2.20	0.42
1:BA:528:A:C2	1:BA:2042:A:H2'	2.54	0.42
1:BA:631:A:H1'	11:BP:66:GLY:HA2	2.02	0.42
1:BA:1022:G:H22	1:BA:1142(A):A:H2	1.60	0.42
1:BA:1169:G:N2	1:BA:1181:C:C2	2.88	0.42
1:BA:1815:A:P	3:BD:54:ARG:NH2	2.92	0.42
1:BA:2285:C:C5	28:B6:6:ARG:NH2	2.88	0.42
1:BA:2328:A:H2'	1:BA:2329:G:H8	1.82	0.42
1:BA:2360:A:H8	1:BA:2360:A:O5'	2.02	0.42
1:BA:2516:G:C5	1:BA:2517:C:C4	3.07	0.42
1:BA:2889:C:H2'	1:BA:2891:G:O4'	2.20	0.42
2:BB:29:A:H2'	2:BB:30:C:O4'	2.20	0.42
6:BG:25:TYR:HB3	6:BG:30:GLU:HB2	2.00	0.42
9:BN:56:ASN:CA	9:BN:125:GLY:H	2.29	0.42
11:BP:19:VAL:HG23	11:BP:31:ALA:HB1	2.02	0.42
19:BX:31:HIS:HA	19:BX:32:PRO:HD3	1.86	0.42
31:CA:93:G:HO2'	31:CA:96:U:P	2.37	0.42
31:CA:293:G:H2'	31:CA:294:U:H6	1.84	0.42
31:CA:979:C:C2	44:CN:19:ARG:HG2	2.55	0.42
31:CA:1256:A:N6	31:CA:1278:U:O4'	2.52	0.42
31:CA:1307:U:H2'	31:CA:1308:U:C6	2.55	0.42
31:CA:1416:G:C5	31:CA:1417:G:C5	3.08	0.42
31:CA:1443:G:N2	31:CA:1460:A:H1'	2.35	0.42
36:CF:14:LEU:HB3	36:CF:15:ASP:H	1.49	0.42
47:CQ:87:LYS:HD3	47:CQ:87:LYS:HA	1.60	0.42
31:DA:721:G:H8	31:DA:721:G:OP1	2.02	0.42

Continued on next page...

Continued from previous page...

Atom-1	Atom-2	Interatomic distance (Å)	Clash overlap (Å)
31:DA:949:A:H1'	31:DA:1364:U:C2	2.54	0.42
34:DD:119:GLN:O	34:DD:123:HIS:CD2	2.73	0.42
34:DD:120:LEU:HD23	34:DD:120:LEU:HA	1.87	0.42
35:DE:93:PRO:HG2	38:DH:105:ARG:CZ	2.50	0.42
40:DJ:47:PHE:CZ	44:DN:37:PHE:HE2	2.38	0.42
42:DL:70:ILE:HG12	42:DL:100:ILE:HD12	2.02	0.42
45:DO:3:ILE:HA	45:DO:7:GLU:OE2	2.20	0.42
46:DP:28:ARG:HG2	46:DP:29:ASP:OD2	2.20	0.42
50:DT:22:ARG:O	50:DT:26:ASN:N	2.49	0.42
1:AA:140:G:N3	1:AA:142:A:N6	2.64	0.42
1:AA:481:G:C4	1:AA:507:A:C2	3.08	0.42
1:AA:583:G:C5	1:AA:584:C:C5	3.08	0.42
1:AA:1666:G:C2'	1:AA:1667:G:H5'	2.50	0.42
1:AA:2019:A:C6	1:AA:2020:A:N7	2.88	0.42
1:AA:2036:C:H5'	1:AA:2036:C:C6	2.53	0.42
1:AA:2173:A:C2'	1:AA:2174:C:H5'	2.50	0.42
1:AA:2294:C:P	14:AS:89:ARG:HH22	2.42	0.42
1:AA:2519:U:C2	1:AA:2542:A:C6	3.07	0.42
1:AA:2745:C:H2'	1:AA:2746:U:O4'	2.20	0.42
52:AA:3001:T8B:O4	31:DA:1492:A:C5'	2.65	0.42
3:AD:238:GLY:O	3:AD:239:ARG:HB2	2.20	0.42
6:AG:106:LEU:HD12	6:AG:110:ALA:HB3	2.01	0.42
6:AG:150:ASP:CG	6:AG:151:ALA:H	2.23	0.42
7:AH:83:TYR:CE2	7:AH:138:LYS:HB2	2.54	0.42
7:AH:149:ARG:HA	7:AH:162:ILE:HG21	2.00	0.42
14:AS:34:HIS:HB3	14:AS:35:ILE:H	1.55	0.42
14:AS:35:ILE:CD1	14:AS:101:LEU:HD12	2.50	0.42
18:AW:38:TYR:O	27:A5:28:PRO:HB3	2.20	0.42
21:AZ:65:GLN:OE1	21:AZ:67:LEU:HD21	2.20	0.42
24:A2:51:ARG:HA	24:A2:54:LYS:HB2	2.01	0.42
25:A3:8:LEU:HA	25:A3:8:LEU:HD23	1.72	0.42
1:BA:524:U:H4'	1:BA:555:U:H4'	2.02	0.42
1:BA:817:C:O2'	1:BA:839:U:H5''	2.20	0.42
1:BA:1262:A:C6	1:BA:1263:U:C4	3.08	0.42
1:BA:1793:C:H2'	1:BA:1794:U:H6	1.83	0.42
2:BB:111:G:H2'	2:BB:112:U:C6	2.54	0.42
6:BG:7:LEU:HD22	6:BG:7:LEU:HA	1.76	0.42
8:BI:9:LEU:HD21	8:BI:35:LEU:HD22	2.01	0.42
8:BI:108:THR:O	8:BI:108:THR:OG1	2.29	0.42
8:BI:123:LEU:H	8:BI:123:LEU:HG	1.64	0.42
20:BY:92:ASN:N	20:BY:93:GLY:HA2	2.35	0.42

Continued on next page...

Continued from previous page...

Atom-1	Atom-2	Interatomic distance (Å)	Clash overlap (Å)
23:B1:82:LEU:HA	23:B1:85:LEU:HD23	2.02	0.42
31:CA:20:U:C2'	31:CA:21:G:H5'	2.50	0.42
32:CB:215:LEU:HD23	32:CB:215:LEU:HA	1.70	0.42
34:CD:13:ARG:HD2	34:CD:38:TYR:O	2.19	0.42
34:CD:18:LYS:HE3	34:CD:26:CYS:O	2.20	0.42
35:CE:122:GLU:O	35:CE:123:LEU:HD23	2.19	0.42
44:CN:2:ALA:HB1	44:CN:6:LEU:HD13	2.01	0.42
45:CO:4:THR:OG1	45:CO:7:GLU:HG3	2.20	0.42
45:CO:74:ASP:OD2	45:CO:77:ARG:HB2	2.20	0.42
31:DA:992:U:O2'	31:DA:993:G:O4'	2.38	0.42
31:DA:1010:G:H22	31:DA:1020:U:H1'	1.84	0.42
31:DA:1401:G:H2'	31:DA:1402:C:O4'	2.19	0.42
34:DD:13:ARG:HD2	34:DD:38:TYR:O	2.20	0.42
35:DE:16:THR:OG1	35:DE:17:ALA:N	2.52	0.42
35:DE:139:LEU:HA	35:DE:142:LEU:HD12	2.02	0.42
38:DH:36:LEU:HD12	38:DH:59:LEU:HD13	2.01	0.42
1:AA:30:G:H2'	1:AA:31:C:H6	1.81	0.42
1:AA:271(C):C:C2	1:AA:271(V):G:C2	3.07	0.42
1:AA:458:G:O2'	29:A7:39:ARG:HD3	2.20	0.42
1:AA:647:G:H2'	1:AA:648:G:O4'	2.20	0.42
1:AA:734:A:O2'	1:AA:1635:G:H5'	2.20	0.42
1:AA:921:G:C5	1:AA:922:U:C4	3.08	0.42
1:AA:1418:G:OP1	1:AA:1588:C:O2'	2.32	0.42
1:AA:1434:A:H61	1:AA:1558:A:H62	1.67	0.42
1:AA:1690:A:H3'	1:AA:1691:C:H6	1.84	0.42
1:AA:1999:C:H5''	1:AA:2723:C:O2'	2.20	0.42
1:AA:2136:C:C5	1:AA:2137:C:H5	2.38	0.42
1:AA:2302:G:N1	1:AA:2315:G:C6	2.88	0.42
1:AA:2403:C:N3	1:AA:2415:G:C2	2.88	0.42
1:AA:2833:G:H3'	1:AA:2834:G:H5''	2.02	0.42
6:AG:15:VAL:HG22	6:AG:175:LEU:O	2.20	0.42
7:AH:167:GLU:HA	7:AH:168:PRO:HD3	1.90	0.42
10:AO:118:ALA:HA	10:AO:119:PRO:HD2	1.82	0.42
13:AR:26:LYS:HE2	13:AR:70:LEU:O	2.20	0.42
14:AS:99:LYS:HE3	14:AS:103:GLU:OE2	2.20	0.42
14:AS:103:GLU:O	14:AS:107:GLU:HG3	2.19	0.42
16:AU:21:ALA:HA	16:AU:24:TYR:CE1	2.55	0.42
20:AY:7:VAL:HG21	20:AY:72:VAL:HG12	2.02	0.42
25:A3:4:LEU:N	25:A3:37:LEU:O	2.46	0.42
1:BA:65:C:H2'	1:BA:66:C:C6	2.52	0.42
1:BA:171:G:H2'	1:BA:172:C:C6	2.55	0.42

Continued on next page...

Continued from previous page...

Atom-1	Atom-2	Interatomic distance (Å)	Clash overlap (Å)
1:BA:311:A:C6	1:BA:328:U:C4	3.08	0.42
1:BA:312:G:H5'	1:BA:331:A:O2'	2.20	0.42
1:BA:612:C:H2'	1:BA:613:G:O4'	2.20	0.42
1:BA:652(F):G:H2'	1:BA:652(G):G:H8	1.85	0.42
1:BA:727:A:C6	1:BA:728:G:C6	3.07	0.42
1:BA:839:U:H1'	1:BA:1191:G:H1'	2.02	0.42
1:BA:1025:G:C4	1:BA:1135:C:H1'	2.55	0.42
1:BA:1141:U:C5	9:BN:64:GLY:HA3	2.55	0.42
1:BA:1202:C:N4	1:BA:1203:G:C6	2.88	0.42
1:BA:1289:C:H2'	1:BA:1290:C:C6	2.54	0.42
1:BA:1509(B):A:H2'	1:BA:1510:G:C8	2.54	0.42
1:BA:1538:G:H8	1:BA:1538:G:O5'	2.03	0.42
1:BA:2101:G:H2'	1:BA:2102:U:O4'	2.20	0.42
1:BA:2679:A:H2'	1:BA:2680:C:O4'	2.20	0.42
52:BA:3001:T8B:C12	31:CA:1491:G:C5	3.03	0.42
2:BB:60:C:C2	2:BB:61:G:C8	3.08	0.42
4:BE:72:VAL:CA	4:BE:73:GLU:HB3	2.49	0.42
8:BI:123:LEU:HA	8:BI:144:VAL:HG13	2.02	0.42
9:BN:112:LEU:HD12	9:BN:112:LEU:O	2.20	0.42
23:B1:73:LEU:O	23:B1:77:ALA:N	2.53	0.42
31:CA:38:G:C2	31:CA:397:A:C2	3.07	0.42
31:CA:741:G:H2'	31:CA:742:G:C8	2.55	0.42
31:CA:985:C:H2'	31:CA:986:A:C8	2.55	0.42
31:CA:1146:A:N6	31:CA:1147:C:C4	2.88	0.42
31:CA:1244:C:H42	31:CA:1293:G:H1	1.68	0.42
31:CA:1323:G:H2'	31:CA:1324:A:C8	2.55	0.42
31:CA:1373:G:H5''	37:CG:36:LYS:HB2	2.02	0.42
31:CA:1443:G:C2	31:CA:1460:A:N3	2.88	0.42
31:CA:1493:A:N3	31:CA:1493:A:C2'	2.83	0.42
32:CB:28:PHE:CZ	32:CB:189:ASP:HA	2.55	0.42
32:CB:162:ILE:HD11	32:CB:184:VAL:HG22	2.02	0.42
32:CB:194:PRO:HB2	32:CB:195:ASP:H	1.54	0.42
41:CK:86:GLY:N	41:CK:112:THR:OG1	2.28	0.42
46:CP:8:ARG:HB3	46:CP:28:ARG:NH1	2.35	0.42
31:DA:123:C:OP1	31:DA:311:C:O2'	2.28	0.42
31:DA:224:C:H2'	31:DA:225:C:H6	1.84	0.42
31:DA:339:C:H2'	31:DA:340:U:H6	1.83	0.42
31:DA:355:C:O4'	31:DA:388:G:O2'	2.33	0.42
31:DA:538:G:H2'	31:DA:539:A:C8	2.55	0.42
31:DA:1086:U:H2'	31:DA:1087:G:H8	1.85	0.42
31:DA:1186:G:O3'	39:DI:113:LYS:NZ	2.51	0.42

Continued on next page...

Continued from previous page...

Atom-1	Atom-2	Interatomic distance (Å)	Clash overlap (Å)
34:DD:36:ARG:HG2	34:DD:36:ARG:NH1	2.34	0.42
36:DF:12:PRO:C	36:DF:14:LEU:H	2.22	0.42
38:DH:121:ASP:HB2	38:DH:125:ARG:NH2	2.35	0.42
43:DM:37:THR:O	43:DM:55:ARG:HD3	2.20	0.42
1:AA:88:G:C2	1:AA:89:G:C4	3.07	0.41
1:AA:470:A:H2'	1:AA:471:A:O4'	2.20	0.41
1:AA:775:G:H22	1:AA:794:G:H5'	1.86	0.41
1:AA:815:C:H2'	1:AA:816:C:H6	1.84	0.41
1:AA:1015:G:C6	1:AA:1148:A:C6	3.08	0.41
1:AA:1485:G:C2	1:AA:1486:A:C5	3.08	0.41
1:AA:1973:G:H2'	1:AA:1974:C:C6	2.55	0.41
1:AA:2127:G:N2	1:AA:2162:G:H1'	2.34	0.41
1:AA:2577:A:OP2	27:A5:3:LYS:NZ	2.49	0.41
3:AD:68:LYS:O	3:AD:70:TRP:CD1	2.73	0.41
5:AF:160:ASN:CG	5:AF:163:VAL:HG23	2.40	0.41
14:AS:25:ARG:HG3	14:AS:88:ASP:HB2	2.01	0.41
16:AU:58:ARG:HA	16:AU:61:TRP:CE3	2.54	0.41
19:AX:50:LYS:CG	19:AX:84:ALA:HB2	2.50	0.41
1:BA:139(A):G:O2'	1:BA:140:G:H5'	2.20	0.41
1:BA:245:G:O2'	1:BA:384:U:O2	2.27	0.41
1:BA:1578:U:H2'	1:BA:1579:A:H5'	2.02	0.41
1:BA:2833:G:O2'	1:BA:2834:G:P	2.78	0.41
52:BA:3001:T8B:C12	31:CA:1491:G:N7	2.83	0.41
23:B1:55:GLY:O	23:B1:56:GLN:HG2	2.19	0.41
31:CA:947:G:N2	31:CA:1235:U:H1'	2.35	0.41
31:CA:1095:U:H5''	31:CA:1109:C:O2	2.20	0.41
31:CA:1525:G:OP1	41:CK:120:ARG:NH2	2.53	0.41
34:CD:59:ARG:HH21	34:CD:66:ARG:HH12	1.67	0.41
35:CE:24:ARG:HG3	35:CE:26:PHE:CZ	2.55	0.41
42:CL:90:VAL:O	42:CL:92:ASP:N	2.53	0.41
43:CM:60:VAL:HG13	43:CM:64:TRP:CE3	2.55	0.41
46:CP:17:TYR:HE1	46:CP:41:PRO:HG3	1.85	0.41
31:DA:10:A:H2'	31:DA:11:G:C8	2.55	0.41
31:DA:149:A:HO2'	31:DA:150:C:H6	1.65	0.41
31:DA:474:G:C2	31:DA:475:G:C5	3.08	0.41
31:DA:590:C:OP1	38:DH:29:SER:HA	2.20	0.41
31:DA:602:A:C2	31:DA:603:U:C2	3.08	0.41
31:DA:757:U:H2'	31:DA:758:G:O4'	2.20	0.41
31:DA:904:C:C4	31:DA:905:U:C4	3.08	0.41
31:DA:927:G:N2	31:DA:1391:U:H1'	2.35	0.41
31:DA:1015:A:O2'	31:DA:1219:U:H5'	2.20	0.41

Continued on next page...

Continued from previous page...

Atom-1	Atom-2	Interatomic distance (Å)	Clash overlap (Å)
31:DA:1073:U:H2'	31:DA:1074:G:C8	2.43	0.41
31:DA:1202:G:C4	44:DN:42:ILE:HD12	2.54	0.41
31:DA:1262:C:H2'	31:DA:1263:C:H6	1.83	0.41
31:DA:1496:C:H2'	31:DA:1497:G:C1'	2.50	0.41
32:DB:17:PHE:CD2	32:DB:17:PHE:N	2.82	0.41
32:DB:155:LEU:HD21	32:DB:159:PRO:HG3	2.01	0.41
34:DD:108:LEU:HB3	34:DD:110:PHE:CD1	2.55	0.41
1:AA:117:G:C6	1:AA:119:A:C6	3.08	0.41
1:AA:177:G:N3	1:AA:177:G:H2'	2.35	0.41
1:AA:243:U:C2'	1:AA:244:A:H5'	2.50	0.41
1:AA:323:G:H1'	1:AA:1205:U:O2	2.20	0.41
1:AA:489:G:N7	18:AW:49:LYS:NZ	2.67	0.41
1:AA:588:U:H2'	1:AA:589:C:C6	2.55	0.41
1:AA:679:C:O2'	1:AA:680:G:H5'	2.20	0.41
1:AA:776:G:H4'	1:AA:777:A:O5'	2.20	0.41
1:AA:1174:A:N3	1:AA:1175:U:H5''	2.35	0.41
1:AA:1422:G:C4	1:AA:1423:G:C8	3.09	0.41
1:AA:1531:C:N4	1:AA:1532:C:N4	2.68	0.41
1:AA:2263:C:O2'	1:AA:2264:C:H5'	2.19	0.41
1:AA:2319:G:C8	1:AA:2320:A:C2	3.09	0.41
1:AA:2428:G:H5''	1:AA:2429:G:O5'	2.19	0.41
1:AA:2489:G:C6	1:AA:2490:G:C6	3.08	0.41
2:AB:13:A:H2'	2:AB:70:C:O2'	2.19	0.41
7:AH:70:THR:O	7:AH:72:ILE:N	2.53	0.41
16:AU:14:HIS:CD2	16:AU:32:PHE:CE2	3.08	0.41
21:AZ:19:ARG:HE	21:AZ:19:ARG:HB2	1.48	0.41
21:AZ:100:VAL:N	21:AZ:124:ILE:O	2.37	0.41
1:BA:501:A:H8	1:BA:501:A:O5'	2.03	0.41
1:BA:554:U:O2'	1:BA:555:U:H5'	2.21	0.41
1:BA:1223:G:N2	1:BA:1226:A:OP2	2.43	0.41
1:BA:2183:C:O2'	1:BA:2184:G:H5'	2.20	0.41
1:BA:2208:A:N3	1:BA:2219:G:N1	2.68	0.41
2:BB:2:C:H2'	2:BB:3:C:H6	1.85	0.41
4:BE:85:ASN:HA	4:BE:86:PRO:HD2	1.83	0.41
4:BE:111:ARG:HG2	4:BE:160:TYR:O	2.20	0.41
6:BG:103:LEU:HD23	6:BG:103:LEU:HA	1.94	0.41
7:BH:20:ALA:HB3	7:BH:23:ARG:HB3	2.02	0.41
8:BI:111:PRO:O	8:BI:130:TYR:HE1	2.03	0.41
10:BO:112:MET:H	10:BO:112:MET:HG2	1.64	0.41
11:BP:121:LYS:HB3	11:BP:123:LEU:HG	2.01	0.41
12:BQ:37:LEU:HD23	12:BQ:37:LEU:HA	1.71	0.41

Continued on next page...

Continued from previous page...

Atom-1	Atom-2	Interatomic distance (Å)	Clash overlap (Å)
18:BW:65:LEU:HD12	18:BW:68:ARG:HE	1.85	0.41
21:BZ:68:PRO:O	21:BZ:91:LEU:HB2	2.19	0.41
23:B1:5:CYS:SG	23:B1:62:VAL:HG23	2.60	0.41
31:CA:97:G:O2'	31:CA:98:G:H5''	2.20	0.41
31:CA:242:C:H2'	31:CA:243:A:H5'	2.01	0.41
31:CA:416:G:H2'	31:CA:417:C:C6	2.54	0.41
31:CA:604:G:C2	31:CA:635:G:C5	3.07	0.41
31:CA:634:C:H2'	31:CA:635:G:H8	1.85	0.41
31:CA:1064:G:H5'	31:CA:1066:C:O4'	2.20	0.41
33:CC:129:ALA:HB3	33:CC:132:ARG:HB3	2.01	0.41
38:CH:24:THR:HG22	38:CH:63:LEU:HD21	2.02	0.41
39:CI:4:TYR:CE1	39:CI:88:TYR:HA	2.54	0.41
31:DA:427:U:P	34:DD:13:ARG:HH22	2.43	0.41
31:DA:553:A:H2'	31:DA:554:C:C6	2.55	0.41
31:DA:834:C:C4	31:DA:835:U:C4	3.08	0.41
31:DA:1057:G:C4	31:DA:1204:A:C2	3.08	0.41
31:DA:1364:U:O2'	31:DA:1365:G:H5'	2.20	0.41
1:AA:479:A:H4'	1:AA:480:A:OP1	2.20	0.41
1:AA:1214:A:N7	1:AA:1215:G:N7	2.68	0.41
1:AA:2226:C:H2'	1:AA:2227:A:O4'	2.20	0.41
1:AA:2572:A:OP1	1:AA:2574:G:O2'	2.29	0.41
1:AA:2640:G:OP1	9:AN:97:ARG:NH2	2.53	0.41
1:AA:2788:C:N4	1:AA:2789:C:N4	2.67	0.41
4:AE:201:THR:C	4:AE:202:LYS:HD2	2.41	0.41
7:AH:9:ILE:HA	7:AH:10:PRO:HD2	1.86	0.41
10:AO:70:LYS:HE2	10:AO:70:LYS:HB3	1.62	0.41
11:AP:132:LYS:HE2	11:AP:132:LYS:HB2	1.87	0.41
12:AQ:46:GLN:NE2	12:AQ:126:PRO:HG3	2.35	0.41
15:AT:11:GLU:OE1	15:AT:57:PHE:HB3	2.20	0.41
16:AU:90:VAL:O	16:AU:95:LEU:HD13	2.20	0.41
17:AV:1:MET:HA	17:AV:41:GLY:O	2.20	0.41
1:BA:219:G:H2'	1:BA:220:G:O4'	2.20	0.41
1:BA:468:G:C6	1:BA:469:G:C4	3.08	0.41
1:BA:672:C:O2'	1:BA:673:C:H5'	2.20	0.41
1:BA:768:G:C6	1:BA:769:G:C5	3.08	0.41
1:BA:2133:G:N2	1:BA:2157:G:H2'	2.35	0.41
1:BA:2218:U:H6	1:BA:2218:U:H2'	1.32	0.41
1:BA:2291:U:H2'	1:BA:2292:C:C6	2.55	0.41
3:BD:221:VAL:HG22	3:BD:226:MET:CE	2.50	0.41
3:BD:222:ARG:NH1	3:BD:224:ALA:HB3	2.35	0.41
14:BS:41:ASP:OD1	14:BS:43:GLU:HB2	2.21	0.41

Continued on next page...

Continued from previous page...

Atom-1	Atom-2	Interatomic distance (Å)	Clash overlap (Å)
16:BU:59:ARG:HB3	16:BU:59:ARG:HH11	1.84	0.41
21:BZ:111:VAL:O	21:BZ:113:ALA:N	2.44	0.41
23:B1:51:VAL:HG11	23:B1:74:VAL:HG21	2.01	0.41
26:B4:40:HIS:HB3	26:B4:43:TYR:CD1	2.55	0.41
31:CA:119:A:C6	31:CA:240:C:C2	3.08	0.41
31:CA:152:A:N7	31:CA:153:C:C4	2.88	0.41
31:CA:377:G:C2	31:CA:387:U:O2	2.73	0.41
31:CA:836:G:C6	31:CA:851:G:C6	3.08	0.41
31:CA:933:G:C6	31:CA:1385:G:N1	2.88	0.41
31:CA:1036:G:H5'	31:CA:1037:C:OP2	2.19	0.41
31:CA:1055:A:O2'	33:CC:156:ARG:NE	2.52	0.41
31:CA:1147:C:C4	31:CA:1148:U:C4	3.08	0.41
31:CA:1318:A:H62	44:CN:18:VAL:HG11	1.84	0.41
31:CA:1347:G:N1	31:CA:1374:A:OP2	2.45	0.41
48:CR:33:ASP:OD1	48:CR:36:ASN:HB2	2.19	0.41
31:DA:221:C:H2'	31:DA:222:U:H6	1.85	0.41
31:DA:410:G:H5''	31:DA:411:A:OP1	2.21	0.41
31:DA:432:A:H3'	31:DA:433:C:C6	2.55	0.41
33:DC:32:LEU:HB3	33:DC:59:ARG:NH1	2.35	0.41
35:DE:43:LEU:HD21	35:DE:132:ALA:HB1	2.01	0.41
43:DM:43:THR:HB	43:DM:47:ASP:O	2.21	0.41
1:AA:191:A:C2	1:AA:192:C:C2	3.08	0.41
1:AA:329:G:H4'	1:AA:330:A:OP2	2.20	0.41
1:AA:536:A:H2'	1:AA:537:C:C6	2.56	0.41
1:AA:671:C:H2'	1:AA:672:C:C6	2.54	0.41
1:AA:947:G:N3	1:AA:984:A:H2	2.18	0.41
1:AA:1021:A:H61	1:AA:1142(A):A:H61	1.68	0.41
1:AA:1047:G:O2'	1:AA:1048:A:O5'	2.35	0.41
1:AA:1252:G:H8	1:AA:1252:G:OP1	2.04	0.41
1:AA:1374:G:C2	1:AA:1375:C:C2	3.08	0.41
1:AA:1496:A:N3	1:AA:1577:C:O2'	2.38	0.41
1:AA:2744:G:N2	7:AH:143:GLN:OE1	2.52	0.41
1:AA:2820:A:C6	13:AR:4:LEU:HD11	2.55	0.41
8:AI:47:LEU:O	8:AI:51:ILE:HG12	2.21	0.41
9:AN:19:GLU:HA	9:AN:59:LYS:HB2	2.02	0.41
9:AN:73:THR:HA	9:AN:83:LYS:O	2.21	0.41
9:AN:104:LYS:HA	9:AN:107:LEU:HD12	2.01	0.41
15:AT:97:ALA:O	15:AT:98:LYS:HD2	2.19	0.41
19:AX:18:TYR:C	19:AX:20:GLY:N	2.74	0.41
28:A6:44:ARG:HB3	28:A6:44:ARG:NH1	2.34	0.41
1:BA:530:G:C5	1:BA:2022:U:H5''	2.55	0.41

Continued on next page...

Continued from previous page...

Atom-1	Atom-2	Interatomic distance (Å)	Clash overlap (Å)
1:BA:652(C):G:N2	1:BA:653:A:H1'	2.35	0.41
1:BA:734:A:C4	1:BA:735:A:C8	3.09	0.41
1:BA:1186:G:H2'	1:BA:1187:G:O4'	2.20	0.41
1:BA:1337:G:H2'	1:BA:1338:G:O4'	2.20	0.41
1:BA:1425:G:H2'	1:BA:1426:G:O4'	2.20	0.41
1:BA:2708:G:H1'	13:BR:71:GLN:HE22	1.85	0.41
2:BB:108:U:H2'	2:BB:109:C:H5''	2.02	0.41
15:BT:118:ARG:HH11	15:BT:118:ARG:CG	2.26	0.41
16:BU:16:LYS:HE2	16:BU:16:LYS:HB3	1.77	0.41
21:BZ:35:ARG:HA	21:BZ:35:ARG:HD2	1.94	0.41
28:B6:40:CYS:HA	28:B6:41:PRO:HD3	1.80	0.41
31:CA:324:G:N2	31:CA:327:A:OP2	2.53	0.41
31:CA:544:G:H2'	31:CA:545:C:C6	2.55	0.41
31:CA:586:C:C2'	31:CA:587:G:H5'	2.50	0.41
31:CA:620:C:C2	34:CD:135:LEU:HG	2.56	0.41
32:CB:101:MET:HA	32:CB:108:ILE:HG13	2.03	0.41
32:CB:145:LEU:HD13	32:CB:145:LEU:HA	1.82	0.41
38:CH:25:ASP:HA	38:CH:59:LEU:O	2.20	0.41
31:DA:44:G:N3	31:DA:399:G:C2	2.89	0.41
31:DA:44:G:N1	31:DA:45:U:O2	2.53	0.41
31:DA:108:G:N1	50:DT:15:ARG:HG3	2.36	0.41
31:DA:221:C:H2'	31:DA:222:U:C6	2.55	0.41
31:DA:223:U:H2'	31:DA:224:C:H6	1.85	0.41
31:DA:523:A:H61	42:DL:53:ARG:NH1	2.18	0.41
31:DA:543:C:O2'	31:DA:544:G:H5'	2.20	0.41
31:DA:819:A:N7	31:DA:1529:G:N1	2.68	0.41
31:DA:1157:A:H4'	31:DA:1158:C:O5'	2.21	0.41
31:DA:1434:A:H2'	31:DA:1435:G:O4'	2.20	0.41
32:DB:60:ASP:OD2	32:DB:64:ARG:NE	2.37	0.41
32:DB:97:TRP:HH2	32:DB:176:GLU:CD	2.23	0.41
32:DB:170:GLU:O	32:DB:174:VAL:HG23	2.21	0.41
34:DD:79:PHE:HE1	34:DD:204:ILE:HD13	1.86	0.41
37:DG:72:ARG:H	37:DG:72:ARG:HG2	1.61	0.41
37:DG:95:ARG:HE	37:DG:99:LEU:HD11	1.85	0.41
39:DI:44:VAL:CA	39:DI:45:ALA:HB2	2.50	0.41
39:DI:124:GLN:HE21	39:DI:124:GLN:HB3	1.66	0.41
42:DL:54:LYS:O	42:DL:70:ILE:HG13	2.20	0.41
45:DO:24:SER:O	45:DO:28:GLN:HG3	2.21	0.41
1:AA:45:C:H2'	1:AA:47:C:H6	1.86	0.41
1:AA:183:C:H1'	1:AA:433:C:H1'	2.03	0.41
1:AA:195:A:OP1	11:AP:46:LYS:HE2	2.20	0.41

Continued on next page...

Continued from previous page...

Atom-1	Atom-2	Interatomic distance (Å)	Clash overlap (Å)
1:AA:271(H):G:O2'	1:AA:271(I):G:H8	2.02	0.41
1:AA:476:G:N2	1:AA:478:A:H3'	2.35	0.41
1:AA:477:A:H2'	1:AA:478:A:C8	2.55	0.41
1:AA:628:G:H2'	1:AA:629:G:H8	1.83	0.41
1:AA:706:A:C2	1:AA:707:G:H1'	2.55	0.41
1:AA:729:G:OP2	3:AD:13:ARG:NH1	2.51	0.41
1:AA:824:A:H1'	1:AA:2358:G:N7	2.36	0.41
1:AA:1160:G:C6	1:AA:1161:C:C4	3.08	0.41
1:AA:1316:U:H2'	1:AA:1317:A:H8	1.85	0.41
1:AA:1575:C:H2'	1:AA:1576:U:H6	1.84	0.41
1:AA:1665:A:C4'	10:AO:67:LYS:HB2	2.49	0.41
1:AA:2023:G:H4'	1:AA:2617:C:O3'	2.21	0.41
1:AA:2078:C:C4	1:AA:2079:U:C4	3.08	0.41
1:AA:2517:C:C6	1:AA:2542:A:N7	2.88	0.41
1:AA:2618:G:H21	4:AE:150:VAL:HG21	1.85	0.41
1:AA:2802:G:H2'	1:AA:2803:C:H6	1.82	0.41
4:AE:60:ASN:OD1	4:AE:63:LEU:HB2	2.20	0.41
4:AE:71:GLY:HA2	4:AE:72:VAL:C	2.41	0.41
12:AQ:35:VAL:HG13	12:AQ:130:LYS:HB3	2.03	0.41
1:BA:30:G:H2'	1:BA:31:C:O4'	2.20	0.41
1:BA:71:A:H5'	1:BA:71:A:C8	2.56	0.41
1:BA:111:A:H4'	24:B2:69:ARG:NH1	2.34	0.41
1:BA:883:G:H1	1:BA:893:C:N4	2.18	0.41
1:BA:1177:A:OP1	1:BA:1177:A:H3'	2.21	0.41
1:BA:2020:A:O2'	1:BA:2021:C:H5'	2.20	0.41
1:BA:2252:G:H2'	1:BA:2253:G:O4'	2.20	0.41
1:BA:2294:C:P	14:BS:89:ARG:HH22	2.43	0.41
7:BH:43:VAL:HG22	7:BH:52:VAL:HG22	2.02	0.41
12:BQ:58:PHE:O	12:BQ:60:ARG:N	2.53	0.41
22:B0:20:ARG:HH11	22:B0:20:ARG:HD3	1.72	0.41
24:B2:3:LEU:HD23	24:B2:3:LEU:HA	1.83	0.41
30:B8:27:THR:O	30:B8:44:LYS:HE2	2.19	0.41
31:CA:166:G:O2'	31:CA:167:G:H5'	2.20	0.41
31:CA:309:G:H2'	31:CA:310:G:H8	1.85	0.41
31:CA:373:A:N1	31:CA:391:G:O2'	2.51	0.41
31:CA:374:A:C4	31:CA:375:U:C5	3.09	0.41
31:CA:461:A:C4	31:CA:471:G:C5	3.09	0.41
31:CA:626:U:H2'	31:CA:627:G:H8	1.84	0.41
31:CA:654:G:C6	31:CA:655:A:C5	3.08	0.41
31:CA:938:A:N6	31:CA:939:G:C6	2.88	0.41
31:CA:1430:C:N3	31:CA:1471:G:C2	2.89	0.41

Continued on next page...

Continued from previous page...

Atom-1	Atom-2	Interatomic distance (Å)	Clash overlap (Å)
33:CC:23:TYR:CG	33:CC:24:ALA:N	2.88	0.41
41:CK:33:THR:HA	41:CK:39:PRO:HA	2.03	0.41
31:DA:114:U:H2'	31:DA:115:G:C8	2.56	0.41
31:DA:373:A:N3	31:DA:374:A:C8	2.89	0.41
31:DA:963:G:O2'	31:DA:1199:U:H5''	2.19	0.41
31:DA:1023:G:H2'	31:DA:1023:G:N3	2.34	0.41
31:DA:1028:C:N3	31:DA:1034:G:C2	2.89	0.41
31:DA:1362:C:C2'	31:DA:1363:C:H5''	2.50	0.41
34:DD:117:ALA:O	34:DD:121:VAL:HG23	2.19	0.41
38:DH:86:ILE:CG1	38:DH:133:LEU:HD22	2.49	0.41
45:DO:19:PRO:HB2	45:DO:20:GLY:H	1.72	0.41
47:DQ:67:LYS:HA	47:DQ:70:ARG:NH1	2.35	0.41
1:AA:56:A:H2'	1:AA:57:C:O4'	2.21	0.41
1:AA:455:C:N3	1:AA:473:G:H5'	2.35	0.41
1:AA:565:C:H4'	1:AA:1253:A:N6	2.35	0.41
1:AA:648:G:O2'	1:AA:2351:G:OP1	2.32	0.41
1:AA:1235:G:C2	1:AA:1236:G:N2	2.89	0.41
1:AA:1334:G:H2'	1:AA:1335:U:C6	2.56	0.41
1:AA:1371:G:HO2'	1:AA:1372:U:H5	1.64	0.41
1:AA:1790:C:H2'	1:AA:1791:A:C5	2.56	0.41
1:AA:1992:G:C8	1:AA:1992:G:O5'	2.74	0.41
1:AA:2065:C:H2'	1:AA:2066:C:C6	2.55	0.41
1:AA:2415:G:H2'	1:AA:2416:C:C6	2.56	0.41
1:AA:2506:U:H4'	1:AA:2507:C:OP1	2.21	0.41
4:AE:49:LEU:HD12	4:AE:49:LEU:HA	1.76	0.41
4:AE:63:LEU:HD23	4:AE:63:LEU:HA	1.91	0.41
6:AG:114:ILE:HG12	6:AG:140:ILE:HD13	2.01	0.41
6:AG:132:ASN:HA	6:AG:157:ILE:O	2.21	0.41
12:AQ:57:HIS:NE2	12:AQ:116:GLU:HG2	2.35	0.41
27:A5:36:CYS:SG	27:A5:49:CYS:HB3	2.61	0.41
1:BA:729:G:C6	3:BD:208:LYS:HB2	2.55	0.41
1:BA:829:A:H5''	1:BA:831:G:N7	2.35	0.41
1:BA:864:G:O2'	1:BA:865:C:H5'	2.21	0.41
1:BA:1047:G:H2'	1:BA:1110:G:N1	2.34	0.41
1:BA:1177:A:H8	1:BA:1177:A:O5'	2.04	0.41
1:BA:1754:C:H2'	1:BA:1755:A:O4'	2.20	0.41
1:BA:1790:C:O2'	3:BD:209:ALA:HB2	2.20	0.41
1:BA:1839:G:N7	1:BA:1927:A:H1'	2.35	0.41
1:BA:2035:G:H4'	1:BA:2036:C:OP2	2.20	0.41
1:BA:2104:G:H2'	1:BA:2104:G:N3	2.35	0.41
1:BA:2174:C:H2'	1:BA:2175:C:H6	1.86	0.41

Continued on next page...

Continued from previous page...

Atom-1	Atom-2	Interatomic distance (Å)	Clash overlap (Å)
1:BA:2420:C:H5'	28:B6:54:ILE:CD1	2.50	0.41
1:BA:2479:G:OP1	1:BA:2537:U:H1'	2.20	0.41
1:BA:2638:G:P	4:BE:82:ARG:NH2	2.94	0.41
1:BA:2689:U:C4'	1:BA:2690:C:H5'	2.50	0.41
1:BA:2801(A):A:H1'	1:BA:2895:U:H1'	2.03	0.41
1:BA:2839:G:N2	1:BA:2880:C:C2	2.89	0.41
2:BB:8:U:O2'	14:BS:40:ILE:HD13	2.21	0.41
3:BD:147:LEU:HD13	3:BD:155:LEU:HD21	2.02	0.41
6:BG:126:ASP:HB2	6:BG:130:ASN:O	2.19	0.41
9:BN:23:LEU:HD12	9:BN:99:LEU:HD23	2.03	0.41
11:BP:135:LEU:HD23	11:BP:135:LEU:HA	1.79	0.41
14:BS:101:LEU:O	14:BS:102:ALA:CB	2.69	0.41
19:BX:29:TRP:CE3	19:BX:78:LYS:HB3	2.56	0.41
21:BZ:45:ASP:OD1	21:BZ:49:ARG:HD2	2.20	0.41
29:B7:19:ARG:HG2	29:B7:19:ARG:HH11	1.85	0.41
31:CA:102:G:O2'	31:CA:151:A:N3	2.32	0.41
31:CA:116:A:H2'	31:CA:117:G:H8	1.84	0.41
31:CA:185:A:C6	31:CA:186:C:N4	2.88	0.41
31:CA:195:A:H1'	31:CA:222:U:O2'	2.21	0.41
31:CA:309:G:O2'	31:CA:607:A:N1	2.53	0.41
31:CA:457:C:H2'	31:CA:458:C:C6	2.55	0.41
31:CA:586:C:O2'	31:CA:878:G:H4'	2.21	0.41
31:CA:817:C:C5	31:CA:819:A:H1'	2.56	0.41
31:CA:1016:A:O2'	31:CA:1217:C:O2	2.37	0.41
31:CA:1444:C:H42	31:CA:1458:G:H1	1.68	0.41
32:CB:25:ASN:HA	32:CB:26:PRO:HD2	1.89	0.41
33:CC:23:TYR:HB2	40:CJ:10:GLY:HA2	2.03	0.41
39:CI:46:ALA:HB1	39:CI:78:LYS:CA	2.50	0.41
40:CJ:13:HIS:CG	40:CJ:14:LYS:N	2.88	0.41
41:CK:38:ASN:HA	41:CK:39:PRO:HD3	1.86	0.41
31:DA:45:U:H2'	31:DA:46:G:H8	1.85	0.41
31:DA:560:U:N3	31:DA:566:G:C4	2.88	0.41
31:DA:575:G:O2'	31:DA:821:G:H5'	2.21	0.41
31:DA:673:G:H5''	36:DF:87:ARG:CZ	2.49	0.41
31:DA:685:G:O2'	31:DA:686:U:H5'	2.20	0.41
31:DA:832:C:O2'	31:DA:833:U:OP2	2.34	0.41
31:DA:922:G:H2'	31:DA:923:A:H8	1.85	0.41
31:DA:1206:G:C6	31:DA:1207:G:C5	3.09	0.41
34:DD:189:PRO:CB	34:DD:194:LEU:HD11	2.48	0.41
35:DE:108:ALA:O	35:DE:112:LEU:HG	2.21	0.41
38:DH:88:LYS:HB3	38:DH:89:PRO:HD2	2.02	0.41

Continued on next page...

Continued from previous page...

Atom-1	Atom-2	Interatomic distance (Å)	Clash overlap (Å)
47:DQ:59:ILE:HG22	47:DQ:73:VAL:HA	2.03	0.41
1:AA:239:U:H2'	1:AA:240:G:O4'	2.21	0.41
1:AA:301:G:C4	1:AA:302:C:C5	3.09	0.41
1:AA:301:G:HO2'	1:AA:302:C:H6	1.67	0.41
1:AA:341:G:H8	1:AA:341:G:O5'	2.03	0.41
1:AA:623:G:C2	1:AA:624:C:C2	3.09	0.41
1:AA:1327:C:H2'	1:AA:1328:G:O4'	2.21	0.41
1:AA:1439:A:H2'	1:AA:1440:G:O4'	2.20	0.41
1:AA:2236:C:H2'	1:AA:2237:G:O4'	2.20	0.41
1:AA:2813:A:H2'	1:AA:2814:C:O4'	2.21	0.41
7:AH:121:ILE:HD11	7:AH:140:LYS:HG2	2.03	0.41
9:AN:63:THR:HB	9:AN:64:GLY:H	1.69	0.41
11:AP:84:ASN:O	11:AP:87:ASP:N	2.51	0.41
1:BA:479:A:H4'	1:BA:480:A:OP1	2.21	0.41
1:BA:592:G:O2'	30:B8:4:MET:N	2.43	0.41
1:BA:878:A:C2	1:BA:879:G:N7	2.89	0.41
1:BA:1648:C:H2'	1:BA:1649:G:O5'	2.21	0.41
1:BA:1913:A:H61	31:CA:1493:A:C5'	2.31	0.41
1:BA:1914:C:H3'	1:BA:1914:C:OP1	2.21	0.41
1:BA:1925:C:C2'	1:BA:1926:U:H5'	2.50	0.41
1:BA:2791:C:H1'	1:BA:2807:G:N2	2.36	0.41
2:BB:16:G:N2	2:BB:69:G:H1'	2.35	0.41
7:BH:27:LYS:HE2	7:BH:27:LYS:HB3	1.70	0.41
15:BT:93:ARG:NH2	15:BT:95:ARG:HD2	2.36	0.41
31:CA:337:C:H2'	31:CA:338:A:C8	2.55	0.41
31:CA:428:G:H4'	31:CA:429:U:O5'	2.21	0.41
34:CD:33:MET:HA	34:CD:37:PRO:HA	2.02	0.41
37:CG:122:HIS:HA	37:CG:125:MET:SD	2.60	0.41
43:CM:40:ASN:HA	43:CM:41:PRO:HD2	1.75	0.41
45:CO:67:LEU:HB3	45:CO:78:TYR:HE1	1.85	0.41
50:CT:72:LEU:HD11	50:CT:80:ARG:HD2	2.03	0.41
31:DA:445:G:C6	31:DA:446:G:C5	3.08	0.41
31:DA:908:A:O5'	31:DA:908:A:H8	2.03	0.41
31:DA:926:G:C6	31:DA:1505:G:C5	3.08	0.41
31:DA:944:G:C2'	31:DA:1339:A:H61	2.33	0.41
31:DA:1225:A:C5	31:DA:1226:C:N4	2.89	0.41
31:DA:1457:G:H2'	31:DA:1458:G:C8	2.56	0.41
31:DA:1505:G:H4'	31:DA:1506:U:H5''	2.03	0.41
32:DB:106:LYS:O	32:DB:110:GLN:HG3	2.20	0.41
32:DB:153:ARG:HG3	32:DB:154:LEU:N	2.35	0.41
32:DB:204:ASN:HB3	32:DB:210:SER:CB	2.50	0.41

Continued on next page...

Continued from previous page...

Atom-1	Atom-2	Interatomic distance (Å)	Clash overlap (Å)
32:DB:215:LEU:HD23	32:DB:215:LEU:HA	1.88	0.41
34:DD:61:LYS:HD3	34:DD:206:PHE:CE2	2.55	0.41
35:DE:98:THR:HB	35:DE:99:GLY:H	1.55	0.41
37:DG:113:GLU:HG3	37:DG:119:ARG:HG2	2.01	0.41
1:AA:110:G:C2	1:AA:111:A:C8	3.08	0.41
1:AA:284:U:H2'	1:AA:285:C:C6	2.55	0.41
1:AA:393:C:H2'	1:AA:394:A:C8	2.56	0.41
1:AA:414:C:O2'	1:AA:415:A:H5'	2.21	0.41
1:AA:517:C:OP1	27:A5:13:LYS:HD3	2.20	0.41
1:AA:557:U:H2'	1:AA:558:G:C8	2.56	0.41
1:AA:705:A:C8	1:AA:727:A:C2	3.09	0.41
1:AA:1050:A:O2'	1:AA:2752:C:H1'	2.19	0.41
1:AA:1202:C:N4	1:AA:1203:G:C6	2.89	0.41
1:AA:1210:A:H5''	1:AA:1212:G:O4'	2.20	0.41
1:AA:1223:G:C2	1:AA:1227:G:C5	3.08	0.41
1:AA:1243:G:H2'	1:AA:1244:G:O4'	2.20	0.41
1:AA:1355:G:H2'	1:AA:1356:G:O4'	2.20	0.41
1:AA:1478:G:HO2'	1:AA:1558:A:H2	1.66	0.41
1:AA:2199:A:H3'	1:AA:2200:C:C6	2.56	0.41
1:AA:2199:A:H5''	1:AA:2200:C:OP2	2.21	0.41
1:AA:2295:C:C2'	1:AA:2296:U:H5'	2.50	0.41
1:AA:2342:C:H2'	1:AA:2343:C:O4'	2.20	0.41
1:AA:2741:A:H2'	1:AA:2742:C:O4'	2.20	0.41
1:AA:2803:C:H2'	1:AA:2804:C:H6	1.85	0.41
2:AB:52:A:O2'	2:AB:53:A:H5'	2.20	0.41
2:AB:66:A:H61	2:AB:109:C:C5'	2.33	0.41
7:AH:149:ARG:HD2	7:AH:164:TYR:CE1	2.56	0.41
9:AN:29:LYS:NZ	9:AN:140:VAL:HG13	2.35	0.41
13:AR:28:LEU:HD21	13:AR:114:VAL:O	2.20	0.41
14:AS:28:VAL:HG11	14:AS:98:VAL:HG13	2.03	0.41
15:AT:11:GLU:O	15:AT:15:VAL:HG23	2.20	0.41
16:AU:95:LEU:HD12	16:AU:95:LEU:HA	1.83	0.41
24:A2:32:LEU:HD21	24:A2:50:ILE:CG2	2.51	0.41
25:A3:28:LEU:HD23	25:A3:28:LEU:HA	1.82	0.41
1:BA:1364:G:P	23:B1:3:LYS:HG2	2.60	0.41
1:BA:1889:A:H2'	1:BA:1890:A:C8	2.56	0.41
1:BA:2070:G:H2'	1:BA:2071:A:O4'	2.20	0.41
1:BA:2291:U:O3'	1:BA:2379:G:N2	2.53	0.41
1:BA:2691:C:O3'	1:BA:2871:C:H4'	2.20	0.41
2:BB:33:G:N2	2:BB:50:G:C4	2.89	0.41
3:BD:9:TYR:CZ	3:BD:13:ARG:HG2	2.56	0.41

Continued on next page...

Continued from previous page...

Atom-1	Atom-2	Interatomic distance (Å)	Clash overlap (Å)
3:BD:152:GLY:O	3:BD:154:LYS:HG2	2.20	0.41
3:BD:172:TYR:CD1	3:BD:186:HIS:HA	2.55	0.41
8:BI:85:GLU:O	8:BI:86:THR:OG1	2.38	0.41
9:BN:125:GLY:HA2	9:BN:126:PRO:O	2.20	0.41
12:BQ:37:LEU:HD21	12:BQ:130:LYS:CE	2.51	0.41
31:CA:55:A:C5	31:CA:56:U:C5	3.09	0.41
31:CA:377:G:P	46:CP:3:LYS:HZ2	2.43	0.41
31:CA:874:G:H2'	31:CA:875:C:H6	1.85	0.41
31:CA:923:A:H2'	31:CA:924:C:O4'	2.21	0.41
31:CA:1007:C:N3	31:CA:1022:G:O6	2.54	0.41
31:CA:1052:U:H3	31:CA:1206:G:H1	1.68	0.41
31:CA:1169:A:C6	31:CA:1170:A:C6	3.09	0.41
31:CA:1220:G:N2	49:CS:54:GLY:O	2.53	0.41
31:CA:1255:G:N2	31:CA:1259:C:O2	2.45	0.41
31:CA:1288:A:H2	31:CA:1352:C:O2	2.04	0.41
32:CB:144:ARG:O	32:CB:147:LYS:N	2.53	0.41
34:CD:13:ARG:HB2	34:CD:40:PRO:HD3	2.02	0.41
34:CD:61:LYS:O	34:CD:65:ARG:HB2	2.20	0.41
37:CG:15:ASP:OD1	37:CG:44:TYR:OH	2.37	0.41
37:CG:90:GLU:OE1	37:CG:90:GLU:N	2.52	0.41
41:CK:48:ILE:CG2	41:CK:63:LEU:HD22	2.51	0.41
42:CL:31:PRO:HB2	42:CL:32:PHE:CD2	2.55	0.41
47:CQ:84:LEU:O	47:CQ:87:LYS:HB2	2.21	0.41
31:DA:189(F):U:O4	47:DQ:63:ARG:N	2.39	0.41
31:DA:338:A:H2'	31:DA:339:C:O4'	2.21	0.41
31:DA:577:G:C8	31:DA:816:A:C6	3.09	0.41
31:DA:586:C:HO2'	31:DA:878:G:H4'	1.86	0.41
31:DA:786:G:C2	31:DA:797:C:C2	3.09	0.41
31:DA:1229:A:OP2	43:DM:114:ARG:HD2	2.19	0.41
31:DA:1284:C:H2'	31:DA:1285:A:N7	2.36	0.41
31:DA:1333:A:C2	31:DA:1334:G:H1'	2.56	0.41
34:DD:73:ARG:HA	34:DD:73:ARG:HD2	1.89	0.41
37:DG:111:ARG:HD3	37:DG:113:GLU:OE2	2.20	0.41
39:DI:120:ARG:O	39:DI:122:ALA:N	2.54	0.41
40:DJ:40:LEU:HD12	40:DJ:69:ASN:HB3	2.02	0.41
48:DR:66:LEU:O	48:DR:70:ILE:HG13	2.21	0.41
1:AA:264:C:O2'	1:AA:265:A:H2'	2.21	0.41
1:AA:312:G:H4'	1:AA:331:A:N3	2.36	0.41
1:AA:393:C:H2'	1:AA:394:A:H8	1.86	0.41
1:AA:613:G:O2'	1:AA:614(C):A:N1	2.45	0.41
1:AA:705:A:H1'	3:AD:9:TYR:CE1	2.56	0.41

Continued on next page...

Continued from previous page...

Atom-1	Atom-2	Interatomic distance (Å)	Clash overlap (Å)
1:AA:910:A:H2'	1:AA:911:A:C8	2.56	0.41
1:AA:911:A:H2'	12:AQ:9:TYR:OH	2.21	0.41
1:AA:942:G:C5	1:AA:943:U:C5	3.09	0.41
1:AA:945:A:C4	1:AA:2448:A:C2	3.08	0.41
1:AA:977:G:C6	1:AA:987:G:C6	3.08	0.41
1:AA:1221:C:H2'	1:AA:1221(A):C:C6	2.55	0.41
1:AA:1651:G:N2	1:AA:2007:C:C2	2.89	0.41
1:AA:1653:G:H4'	1:AA:1654:A:O5'	2.20	0.41
1:AA:1758:G:C2	1:AA:2696:U:H5'	2.55	0.41
1:AA:1889:A:H2'	1:AA:1890:A:H8	1.83	0.41
1:AA:2131:G:H5'	1:AA:2133:G:O5'	2.21	0.41
1:AA:2139:C:N4	1:AA:2152:G:H1	2.19	0.41
1:AA:2201:C:H2'	1:AA:2202:C:H6	1.86	0.41
1:AA:2282:G:H5'	1:AA:2389:G:H1'	2.03	0.41
1:AA:2298:A:C8	1:AA:2299:G:C8	3.09	0.41
1:AA:2335:A:C8	1:AA:2337:G:N7	2.89	0.41
1:AA:2405:G:O2'	1:AA:2406:U:OP2	2.35	0.41
1:AA:2427:C:H5''	1:AA:2428:G:OP1	2.21	0.41
1:AA:2468:G:H22	1:AA:2481:G:H1'	1.85	0.41
1:AA:2469:A:C2	1:AA:2482:G:C8	3.09	0.41
1:AA:2680:C:H5'	4:AE:189:PRO:HA	2.03	0.41
1:AA:2738:A:N1	1:AA:2739:U:C2	2.89	0.41
1:AA:2811:G:N2	1:AA:2891:G:H1'	2.36	0.41
1:AA:2865:U:C4	1:AA:2866:U:C4	3.09	0.41
2:AB:114:C:O2'	14:AS:46:VAL:HG13	2.21	0.41
3:AD:68:LYS:HD2	3:AD:70:TRP:CZ2	2.56	0.41
3:AD:233:HIS:NE2	3:AD:246:PRO:HA	2.35	0.41
4:AE:21:VAL:HA	4:AE:22:PRO:HD2	1.82	0.41
6:AG:64:THR:HG22	6:AG:94:LEU:HD11	2.03	0.41
6:AG:125:PHE:CZ	6:AG:170:ARG:HA	2.56	0.41
6:AG:141:PHE:HA	6:AG:142:PRO:HD2	1.81	0.41
7:AH:24:VAL:HG21	7:AH:72:ILE:HG12	2.02	0.41
7:AH:69:ARG:HG3	7:AH:70:THR:N	2.36	0.41
7:AH:99:VAL:O	7:AH:102:ALA:HB3	2.20	0.41
11:AP:113:LYS:HA	11:AP:129:ALA:O	2.21	0.41
11:AP:120:ALA:HB1	11:AP:138:LEU:HA	2.02	0.41
14:AS:104:GLY:O	14:AS:107:GLU:N	2.54	0.41
18:AW:9:TYR:HA	18:AW:100:THR:HG23	2.03	0.41
20:AY:68:HIS:ND1	20:AY:70:SER:HB3	2.36	0.41
21:AZ:5:LEU:HD23	21:AZ:47:VAL:CG2	2.42	0.41
23:A1:8:SER:OG	23:A1:10:LYS:HB2	2.20	0.41

Continued on next page...

Continued from previous page...

Atom-1	Atom-2	Interatomic distance (Å)	Clash overlap (Å)
1:BA:222:A:N1	1:BA:233:A:H5''	2.36	0.41
1:BA:1173:G:H2'	1:BA:1173:G:OP2	2.21	0.41
1:BA:1212:G:H1'	1:BA:1236:G:N2	2.36	0.41
1:BA:1359:A:N3	1:BA:1359:A:H5'	2.35	0.41
1:BA:1400:G:H2'	1:BA:1401:G:C8	2.55	0.41
1:BA:1491:G:O2'	1:BA:1492:G:H5'	2.20	0.41
1:BA:1539:G:H2'	1:BA:1540:U:O4'	2.21	0.41
1:BA:2126:A:N3	1:BA:2127:G:H1'	2.36	0.41
1:BA:2134:A:H62	1:BA:2157:G:C4'	2.34	0.41
1:BA:2186:G:H2'	1:BA:2187:G:H5''	2.02	0.41
1:BA:2319:G:H22	14:BS:3:ARG:HE	1.67	0.41
2:BB:78:A:C2	2:BB:100:A:C4	3.09	0.41
3:BD:79:VAL:HG12	3:BD:113:VAL:HA	2.02	0.41
3:BD:107:ALA:HA	3:BD:108:PRO:HD2	1.99	0.41
3:BD:246:PRO:HG2	3:BD:255:LYS:HG3	2.02	0.41
5:BF:32:LEU:CD1	5:BF:105:VAL:HG13	2.51	0.41
6:BG:50:ALA:O	6:BG:52:ILE:N	2.54	0.41
13:BR:29:LEU:HD12	13:BR:29:LEU:HA	1.82	0.41
13:BR:56:LYS:HE3	13:BR:87:TYR:O	2.21	0.41
18:BW:18:ARG:NH1	18:BW:76:VAL:O	2.53	0.41
23:B1:3:LYS:HB3	23:B1:4:VAL:H	1.28	0.41
31:CA:45:U:H2'	31:CA:46:G:C8	2.56	0.41
31:CA:344:A:O2'	31:CA:346:G:O6	2.27	0.41
31:CA:452:A:N6	31:CA:480:U:H3	2.19	0.41
31:CA:472:A:C5	31:CA:473:G:C8	3.09	0.41
31:CA:509:A:C8	31:CA:509:A:H3'	2.55	0.41
31:CA:512:U:H2'	31:CA:513:C:C6	2.55	0.41
31:CA:592:G:C2	31:CA:593:G:C8	3.08	0.41
31:CA:991:U:C4	31:CA:1212:U:H1'	2.56	0.41
31:CA:992:U:H1'	31:CA:993:G:C5	2.55	0.41
31:CA:1085:U:H3'	31:CA:1086:U:H5	1.86	0.41
31:CA:1103:C:H5''	32:CB:98:LEU:HD13	2.01	0.41
31:CA:1104:G:C6	31:CA:1105:A:C5	3.09	0.41
31:CA:1128:C:H1'	31:CA:1146:A:N6	2.34	0.41
31:CA:1158:C:H5	31:CA:1181:G:H1	1.67	0.41
31:CA:1492:A:C2'	31:CA:1493:A:OP1	2.69	0.41
32:CB:15:VAL:CG2	32:CB:209:ARG:HG2	2.50	0.41
32:CB:189:ASP:N	32:CB:189:ASP:OD1	2.54	0.41
33:CC:114:PRO:HA	33:CC:185:GLY:HA3	2.02	0.41
34:CD:50:ARG:HA	34:CD:51:PRO:HD3	1.84	0.41
34:CD:98:GLU:HA	34:CD:103:ASN:ND2	2.35	0.41

Continued on next page...

Continued from previous page...

Atom-1	Atom-2	Interatomic distance (Å)	Clash overlap (Å)
35:CE:92:LYS:HA	35:CE:93:PRO:HD2	1.86	0.41
37:CG:149:ARG:HB3	41:CK:59:TYR:CZ	2.56	0.41
39:CI:44:VAL:N	39:CI:45:ALA:CA	2.82	0.41
39:CI:89:ASN:HA	39:CI:90:PRO:HD3	1.81	0.41
39:CI:115:GLY:HA2	40:CJ:58:ASP:OD1	2.21	0.41
40:CJ:6:ILE:HA	40:CJ:97:GLU:O	2.21	0.41
45:CO:18:PHE:CE1	45:CO:21:ASP:HB2	2.56	0.41
45:CO:24:SER:O	45:CO:28:GLN:HG3	2.21	0.41
47:CQ:86:GLU:O	47:CQ:90:ILE:HG12	2.21	0.41
49:CS:73:GLU:HB2	49:CS:74:PHE:CD2	2.56	0.41
50:CT:13:LEU:O	50:CT:17:ARG:HG3	2.20	0.41
31:DA:44:G:H2'	31:DA:45:U:O4'	2.21	0.41
31:DA:160:A:N7	31:DA:161:A:N7	2.69	0.41
31:DA:414:A:H2'	31:DA:415:A:C8	2.55	0.41
31:DA:457:C:H2'	31:DA:458:C:C6	2.56	0.41
31:DA:457:C:H42	31:DA:474:G:H1	1.69	0.41
31:DA:657:G:C2	31:DA:750:G:C5	3.09	0.41
31:DA:673:G:C6	31:DA:734:G:C6	3.09	0.41
31:DA:708:C:H2'	31:DA:709:G:H8	1.86	0.41
31:DA:724:G:O2'	31:DA:725:G:H5'	2.20	0.41
31:DA:724:G:N3	31:DA:725:G:C8	2.88	0.41
31:DA:814:A:H2'	31:DA:816:A:H5''	2.02	0.41
31:DA:1069:C:C4	31:DA:1070:U:C5	3.09	0.41
31:DA:1079:G:C6	31:DA:1080:A:N6	2.88	0.41
31:DA:1127:G:H1'	31:DA:1147:C:H42	1.86	0.41
31:DA:1187:G:C6	31:DA:1188:A:C5	3.09	0.41
31:DA:1337:G:H5''	31:DA:1338:G:OP1	2.21	0.41
31:DA:1361:G:H2'	31:DA:1362:C:O4'	2.21	0.41
32:DB:98:LEU:HD23	32:DB:98:LEU:HA	1.92	0.41
32:DB:178:ARG:HH22	38:DH:68:ARG:HH12	1.67	0.41
34:DD:106:TYR:CD2	34:DD:106:TYR:C	2.93	0.41
34:DD:108:LEU:HB3	34:DD:110:PHE:HE1	1.84	0.41
34:DD:148:VAL:HG12	34:DD:149:ALA:N	2.36	0.41
35:DE:33:VAL:HG21	35:DE:109:ILE:HG12	2.02	0.41
37:DG:87:VAL:HA	37:DG:88:PRO:HD2	1.90	0.41
37:DG:122:HIS:HA	37:DG:125:MET:SD	2.61	0.41
38:DH:109:ILE:HD13	38:DH:109:ILE:H	1.85	0.41
39:DI:20:ARG:HA	39:DI:21:PRO:HD2	1.91	0.41
41:DK:38:ASN:HA	41:DK:39:PRO:HD3	1.79	0.41
48:DR:76:LEU:HD13	48:DR:76:LEU:HA	1.74	0.41
50:DT:12:ALA:O	50:DT:15:ARG:HB2	2.20	0.41

Continued on next page...

Continued from previous page...

Atom-1	Atom-2	Interatomic distance (Å)	Clash overlap (Å)
1:AA:233:A:H8	1:AA:233:A:OP2	2.04	0.41
1:AA:948:G:H2'	1:AA:949:C:C6	2.56	0.41
1:AA:1257:C:H4'	5:AF:83:PHE:CD2	2.56	0.41
1:AA:1297:C:H2'	1:AA:1298:C:H6	1.86	0.41
1:AA:1308:A:H5''	1:AA:1309:G:OP2	2.21	0.41
1:AA:1385:G:H1'	1:AA:1386:C:C6	2.56	0.41
1:AA:2041:U:H2'	1:AA:2042:A:H8	1.85	0.41
1:AA:2472:G:H2'	1:AA:2475:C:N4	2.36	0.41
1:AA:2543:G:H21	1:AA:2646:C:H5''	1.86	0.41
1:AA:2748:A:N6	1:AA:2749:A:C6	2.89	0.41
2:AB:113:G:H2'	2:AB:114:C:C6	2.56	0.41
4:AE:29:GLY:HA2	4:AE:30:PRO:HA	1.80	0.41
4:AE:68:ALA:O	4:AE:70:ALA:N	2.44	0.41
4:AE:111:ARG:HA	13:AR:1:MET:SD	2.61	0.41
5:AF:129:PHE:HB3	5:AF:132:VAL:HG22	2.03	0.41
8:AI:98:ALA:O	8:AI:102:SER:HB3	2.21	0.41
12:AQ:44:ALA:HB2	12:AQ:70:PRO:HG3	2.02	0.41
21:AZ:144:LEU:HD12	21:AZ:144:LEU:HA	1.84	0.41
24:A2:35:LEU:HD12	24:A2:53:LEU:HD12	2.03	0.41
1:BA:26:G:H1'	1:BA:514:A:N6	2.35	0.41
1:BA:95:G:O2'	24:B2:46:GLN:HA	2.21	0.41
1:BA:229:A:OP1	1:BA:229:A:C8	2.74	0.41
1:BA:244:A:C2	1:BA:255:A:C4	3.09	0.41
1:BA:370:G:H4'	1:BA:371:A:OP2	2.20	0.41
1:BA:755:C:H2'	1:BA:756:C:H6	1.86	0.41
1:BA:1044:G:H5''	1:BA:1045:A:OP2	2.21	0.41
1:BA:1209:G:H21	1:BA:1210:A:H62	1.69	0.41
1:BA:1311:G:O6	29:B7:9:ARG:NH2	2.53	0.41
1:BA:2137:C:O2	1:BA:2137:C:C2'	2.69	0.41
1:BA:2203:U:C2'	1:BA:2205:C:H5'	2.51	0.41
1:BA:2290:G:H4'	1:BA:2381:C:O2'	2.21	0.41
1:BA:2572:A:OP1	1:BA:2574:G:O2'	2.35	0.41
1:BA:2646:C:O5'	1:BA:2646:C:H6	2.04	0.41
5:BF:114:VAL:HG21	5:BF:202:PHE:CZ	2.56	0.41
6:BG:126:ASP:CB	6:BG:130:ASN:H	2.32	0.41
9:BN:15:LEU:HB2	9:BN:135:PRO:HB2	2.03	0.41
9:BN:75:TYR:CE2	9:BN:77:GLY:HA2	2.56	0.41
11:BP:19:VAL:CG2	11:BP:31:ALA:HB1	2.51	0.41
21:BZ:93:ASP:HB2	21:BZ:131:ARG:NH1	2.35	0.41
31:CA:221:C:H2'	31:CA:222:U:H6	1.85	0.41
31:CA:667:G:H4'	45:CO:51:HIS:ND1	2.35	0.41

Continued on next page...

Continued from previous page...

Atom-1	Atom-2	Interatomic distance (Å)	Clash overlap (Å)
31:CA:678:U:H2'	31:CA:679:C:C6	2.55	0.41
31:CA:684:A:N6	31:CA:685:G:C6	2.89	0.41
31:CA:781:A:H4'	31:CA:1522:U:O2'	2.21	0.41
31:CA:1040:U:H2'	31:CA:1041:A:C8	2.55	0.41
31:CA:1041:A:C6	31:CA:1042:G:C5	3.09	0.41
31:CA:1479:C:H2'	31:CA:1480:G:C8	2.56	0.41
32:CB:163:PHE:HD2	32:CB:185:ILE:HG13	1.80	0.41
37:CG:26:PHE:CE2	37:CG:30:ILE:HD11	2.56	0.41
43:CM:40:ASN:ND2	43:CM:43:THR:HG23	2.36	0.41
43:CM:85:GLY:HA3	43:CM:86:CYS:HB3	2.02	0.41
51:CU:9:ARG:NH1	51:CU:13:ILE:HD11	2.36	0.41
31:DA:373:A:C4	31:DA:374:A:C8	3.09	0.41
31:DA:660:G:C4	31:DA:661:G:C8	3.09	0.41
31:DA:681:C:N3	31:DA:710:G:C2	2.88	0.41
31:DA:689:C:H2'	31:DA:690:G:O4'	2.21	0.41
31:DA:1072:G:C4	31:DA:1104:G:N2	2.89	0.41
32:DB:107:THR:HA	32:DB:110:GLN:OE1	2.20	0.41
34:DD:36:ARG:HB3	34:DD:38:TYR:CZ	2.56	0.41
34:DD:135:LEU:C	34:DD:137:SER:H	2.24	0.41
37:DG:140:ASP:O	37:DG:144:MET:HB2	2.21	0.41
40:DJ:45:ARG:HG2	40:DJ:47:PHE:CZ	2.56	0.41
45:DO:61:GLY:O	45:DO:64:ARG:HB3	2.21	0.41
49:DS:20:LEU:HD21	49:DS:43:GLU:HG2	2.03	0.41
1:AA:354:G:H2'	1:AA:355:G:O4'	2.21	0.40
1:AA:401:A:C6	1:AA:402:A:C6	3.09	0.40
1:AA:556:G:C6	1:AA:557:U:C4	3.09	0.40
1:AA:1486:A:H2'	1:AA:1487:G:C8	2.55	0.40
1:AA:1514:U:H2'	1:AA:1515:G:H8	1.86	0.40
1:AA:1572:A:H8	1:AA:1572:A:O5'	2.04	0.40
1:AA:2050:C:H2'	1:AA:2051:A:C8	2.54	0.40
1:AA:2176:A:C6	1:AA:2177:C:C4	3.09	0.40
1:AA:2292:C:H2'	1:AA:2293:C:C6	2.57	0.40
1:AA:2364:C:H4'	22:A0:56:ASP:OD2	2.21	0.40
1:AA:2409:G:H2'	1:AA:2410:G:O4'	2.21	0.40
1:AA:2776:A:H3'	1:AA:2776:A:OP1	2.22	0.40
1:AA:2821:A:OP2	1:AA:2822:G:OP2	2.40	0.40
9:AN:3:THR:CG2	9:AN:4:TYR:H	2.34	0.40
9:AN:30:ILE:HG22	9:AN:34:LEU:HD22	2.03	0.40
30:A8:6:THR:HG23	30:A8:64:TYR:HD2	1.86	0.40
30:A8:23:VAL:HG11	30:A8:47:LYS:HD3	2.03	0.40
1:BA:38:A:H2'	1:BA:39:C:C6	2.56	0.40

Continued on next page...

Continued from previous page...

Atom-1	Atom-2	Interatomic distance (Å)	Clash overlap (Å)
1:BA:71:A:H2	19:BX:31:HIS:CE1	2.37	0.40
1:BA:322:A:H2	1:BA:339:U:O4	2.04	0.40
1:BA:652(Q):G:C6	1:BA:652(R):C:C4	3.09	0.40
1:BA:690:G:H2'	1:BA:691:C:C6	2.57	0.40
1:BA:847:U:OP2	1:BA:928:G:O6	2.39	0.40
1:BA:988:A:H8	1:BA:988:A:O5'	2.03	0.40
1:BA:1149:G:H2'	1:BA:1150:C:C6	2.56	0.40
1:BA:1176:G:N2	1:BA:1178:C:OP2	2.54	0.40
1:BA:1358:G:N2	1:BA:1372:U:OP2	2.47	0.40
1:BA:1885:A:H2'	1:BA:1886:C:O4'	2.21	0.40
5:BF:129:PHE:CD2	5:BF:163:VAL:HG21	2.57	0.40
6:BG:39:ILE:HD11	6:BG:102:PHE:CE1	2.56	0.40
18:BW:12:ILE:HD13	18:BW:12:ILE:HG21	1.76	0.40
21:BZ:156:LYS:O	21:BZ:157:LEU:HB2	2.21	0.40
30:B8:29:LYS:HB2	30:B8:33:ASN:HD21	1.85	0.40
31:CA:425:G:N2	31:CA:426:G:H1'	2.36	0.40
31:CA:613:C:C2	31:CA:628:G:N2	2.89	0.40
31:CA:731:G:H5'	31:CA:766:A:H4'	2.02	0.40
31:CA:741:G:H2'	31:CA:742:G:H8	1.86	0.40
31:CA:826:C:H6	31:CA:826:C:O5'	2.04	0.40
31:CA:1031:G:H2'	31:CA:1032:G:H8	1.80	0.40
31:CA:1079:G:C6	31:CA:1080:A:N6	2.90	0.40
31:CA:1263:C:N3	31:CA:1272:G:O6	2.54	0.40
35:CE:127:ASN:HA	35:CE:128:PRO:HD3	1.92	0.40
37:CG:16:LEU:HD13	39:CI:42:ARG:HA	2.02	0.40
31:DA:105:G:H2'	31:DA:106:C:H6	1.80	0.40
31:DA:253:U:H2'	31:DA:254:G:H8	1.86	0.40
31:DA:665:A:H2'	31:DA:725:G:N2	2.36	0.40
31:DA:709:G:H2'	31:DA:710:G:C8	2.55	0.40
31:DA:885:G:O2'	31:DA:914:A:N1	2.49	0.40
31:DA:1030:C:N4	31:DA:1031:G:C6	2.80	0.40
31:DA:1030:C:C5	31:DA:1030(A):G:H1'	2.56	0.40
31:DA:1356:G:N2	31:DA:1367:C:C2	2.89	0.40
32:DB:87:ARG:NE	32:DB:233:SER:HB2	2.36	0.40
35:DE:11:ILE:HG22	35:DE:12:LEU:HB2	2.02	0.40
38:DH:10:LEU:O	38:DH:14:ARG:HB2	2.22	0.40
44:DN:48:ALA:HB2	44:DN:53:LEU:HD12	2.02	0.40
47:DQ:6:LEU:O	47:DQ:58:GLU:HA	2.21	0.40
1:AA:239:U:O4	1:AA:240:G:C6	2.75	0.40
1:AA:428:A:N6	1:AA:429:A:N1	2.69	0.40
1:AA:638:G:H2'	1:AA:639:U:O4'	2.22	0.40

Continued on next page...

Continued from previous page...

Atom-1	Atom-2	Interatomic distance (Å)	Clash overlap (Å)
1:AA:675:A:C6	1:AA:676:A:C6	3.09	0.40
1:AA:841:A:H2'	1:AA:842:G:C8	2.57	0.40
1:AA:974:G:O3'	1:AA:975(A):G:C8	2.74	0.40
1:AA:1121:C:H2'	1:AA:1122:G:O4'	2.21	0.40
1:AA:1540:U:O2'	1:AA:1541:G:H5'	2.20	0.40
1:AA:1568:G:H5''	3:AD:61:LEU:HD22	2.03	0.40
1:AA:2301:C:H2'	1:AA:2302:G:C8	2.54	0.40
1:AA:2744:G:N3	1:AA:2744:G:H2'	2.36	0.40
1:AA:2768:C:H2'	1:AA:2769:C:O4'	2.22	0.40
2:AB:66:A:C5	2:AB:109:C:C5	3.09	0.40
4:AE:104:VAL:HG11	4:AE:188:VAL:HG22	2.02	0.40
4:AE:111:ARG:HB3	13:AR:1:MET:HE1	2.01	0.40
4:AE:117:MET:O	4:AE:118:LYS:HB3	2.21	0.40
5:AF:34:TRP:CZ3	5:AF:35:GLU:HG2	2.56	0.40
5:AF:118:ALA:C	5:AF:120:GLU:H	2.24	0.40
6:AG:19:LEU:HD23	6:AG:19:LEU:HA	1.92	0.40
7:AH:139:GLN:O	7:AH:143:GLN:N	2.47	0.40
9:AN:3:THR:HG22	9:AN:4:TYR:N	2.36	0.40
9:AN:66:LYS:HB3	9:AN:70:LYS:HB2	2.03	0.40
21:AZ:3:TYR:HB2	21:AZ:56:VAL:O	2.22	0.40
22:A0:68:GLU:N	22:A0:80:HIS:O	2.55	0.40
1:BA:176:G:O2'	1:BA:177:G:H5'	2.21	0.40
1:BA:271(I):G:O2'	1:BA:271(J):C:H5'	2.21	0.40
1:BA:528:A:H3'	1:BA:528:A:H8	1.85	0.40
1:BA:646:A:H2'	1:BA:647:G:O4'	2.22	0.40
1:BA:692:C:C2	1:BA:771:G:C2	3.09	0.40
1:BA:732:C:H2'	1:BA:733:G:O4'	2.21	0.40
1:BA:848:G:C4	1:BA:933:A:H8	2.39	0.40
1:BA:855:G:H2'	1:BA:856:C:C6	2.57	0.40
1:BA:940:G:H2'	1:BA:941:A:O4'	2.22	0.40
1:BA:1109:C:H5'	1:BA:1110:G:P	2.61	0.40
1:BA:1955:U:O4	1:BA:2554:U:H5	2.03	0.40
1:BA:2122:U:O2'	1:BA:2123:G:OP1	2.34	0.40
3:BD:222:ARG:HH11	3:BD:224:ALA:HB3	1.87	0.40
7:BH:144:VAL:O	7:BH:148:ILE:HG13	2.21	0.40
9:BN:28:THR:HG22	9:BN:29:LYS:N	2.36	0.40
29:B7:8:ASN:OD1	29:B7:11:LYS:HB3	2.20	0.40
31:CA:49:U:O4	31:CA:365:U:H5	2.05	0.40
31:CA:68:G:C2	31:CA:69:G:C8	3.10	0.40
31:CA:189(D):C:C4	31:CA:189(E):U:C4	3.09	0.40
31:CA:193:C:C2	31:CA:194:C:C5	3.09	0.40

Continued on next page...

Continued from previous page...

Atom-1	Atom-2	Interatomic distance (Å)	Clash overlap (Å)
31:CA:547:A:OP2	34:CD:2:GLY:HA2	2.21	0.40
31:CA:584:G:H1	31:CA:757:U:H3	1.69	0.40
31:CA:899:C:H6	31:CA:899:C:O5'	2.03	0.40
31:CA:938:A:C6	31:CA:939:G:C5	3.09	0.40
31:CA:1202:G:C4	44:CN:42:ILE:HD13	2.56	0.40
31:CA:1278:U:H5'	31:CA:1279:A:O4'	2.21	0.40
32:CB:91:PRO:CD	32:CB:154:LEU:HD22	2.50	0.40
34:CD:106:TYR:HE1	34:CD:112:VAL:O	2.03	0.40
34:CD:134:ASP:O	34:CD:136:PRO:HD3	2.21	0.40
34:CD:158:ILE:O	34:CD:162:LEU:HB2	2.21	0.40
35:CE:69:VAL:HA	35:CE:70:PRO:HD3	1.74	0.40
48:CR:21:LYS:HA	48:CR:21:LYS:HD3	1.74	0.40
31:DA:23:C:OP2	31:DA:561:U:N3	2.53	0.40
31:DA:708:C:P	41:DK:85:ARG:HH22	2.45	0.40
31:DA:736:C:H4'	36:DF:89:MET:HE1	2.02	0.40
31:DA:972:C:H2'	40:DJ:55:LYS:HB2	2.03	0.40
31:DA:1003:G:H21	31:DA:1038:C:H42	1.68	0.40
31:DA:1032:G:C2'	31:DA:1033:G:H8	2.30	0.40
31:DA:1248:A:H2'	31:DA:1249:C:C6	2.56	0.40
31:DA:1380:U:O4'	31:DA:1381:U:H5	2.04	0.40
38:DH:81:HIS:ND1	38:DH:138:TRP:OXT	2.41	0.40
41:DK:29:ILE:HG23	41:DK:44:SER:HB3	2.02	0.40
41:DK:85:ARG:HG2	41:DK:111:ASP:O	2.21	0.40
49:DS:40:ILE:HA	49:DS:44:MET:SD	2.61	0.40
1:AA:199:A:N6	1:AA:2434:A:C5	2.89	0.40
1:AA:658:C:H2'	1:AA:659:C:C6	2.56	0.40
1:AA:745:G:H2'	1:AA:746:A:H5'	2.03	0.40
1:AA:754:C:H2'	1:AA:755:C:C6	2.57	0.40
1:AA:815:C:H2'	1:AA:816:C:C6	2.56	0.40
1:AA:996:A:C6	1:AA:1160:G:N1	2.89	0.40
1:AA:1515:G:H2'	1:AA:1516:C:C6	2.56	0.40
1:AA:1672:C:H5''	1:AA:2554:U:OP1	2.21	0.40
1:AA:1815:A:C5	1:AA:1817:G:C6	3.09	0.40
1:AA:2050:C:H2'	1:AA:2051:A:O4'	2.20	0.40
1:AA:2218:U:H4'	1:AA:2219:G:OP2	2.21	0.40
1:AA:2313:C:H2'	1:AA:2314:C:C6	2.56	0.40
1:AA:2630:G:O5'	1:AA:2630:G:H8	2.04	0.40
2:AB:28:C:N3	2:AB:29:A:C5	2.89	0.40
8:AI:128:LEU:HD23	8:AI:128:LEU:HA	1.96	0.40
12:AQ:1:MET:O	12:AQ:2:LEU:HB2	2.21	0.40
13:AR:96:ARG:HG3	13:AR:98:LEU:HG	2.03	0.40

Continued on next page...

Continued from previous page...

Atom-1	Atom-2	Interatomic distance (Å)	Clash overlap (Å)
16:AU:30:LYS:HA	16:AU:30:LYS:HD3	1.93	0.40
20:AY:23:ARG:HG3	20:AY:24:VAL:N	2.35	0.40
23:A1:40:ARG:HE	23:A1:40:ARG:HB2	1.74	0.40
1:BA:9:U:HO2'	1:BA:10:G:P	2.42	0.40
1:BA:413:C:H6	1:BA:413:C:O5'	2.04	0.40
1:BA:459:U:H5''	29:B7:40:TRP:CD2	2.56	0.40
1:BA:602:G:O2'	1:BA:655:A:N6	2.52	0.40
1:BA:699:A:H4'	1:BA:1634:A:N7	2.36	0.40
1:BA:764:A:H5'	3:BD:210:GLY:CA	2.51	0.40
1:BA:861:A:C2	1:BA:917:A:C4	3.09	0.40
1:BA:1487:G:H5''	1:BA:1488:G:OP2	2.21	0.40
1:BA:1658:C:OP1	4:BE:135:HIS:NE2	2.54	0.40
1:BA:1935:G:H1'	1:BA:1964:G:N2	2.37	0.40
1:BA:2126:A:C2	1:BA:2162:G:N3	2.90	0.40
1:BA:2228:G:C5	1:BA:2229:C:C4	3.10	0.40
1:BA:2302:G:C2	1:BA:2315:G:C2	3.10	0.40
6:BG:53:LEU:C	6:BG:55:LYS:H	2.25	0.40
8:BI:62:LYS:O	8:BI:66:GLU:HG2	2.21	0.40
15:BT:56:GLY:O	15:BT:59:THR:HG22	2.22	0.40
21:BZ:70:LEU:HD23	21:BZ:70:LEU:HA	1.74	0.40
24:B2:10:LEU:O	24:B2:14:ARG:HD2	2.22	0.40
26:B4:40:HIS:HB3	26:B4:43:TYR:CG	2.57	0.40
31:CA:73:G:H2'	31:CA:76:C:O4'	2.21	0.40
31:CA:108:G:N2	50:CT:12:ALA:HB1	2.36	0.40
31:CA:134:A:N6	46:CP:25:ARG:NH1	2.70	0.40
31:CA:302:G:N3	31:CA:556:C:H4'	2.36	0.40
31:CA:501:C:H2'	31:CA:502:G:H8	1.86	0.40
31:CA:626:U:H5''	46:CP:38:TYR:CG	2.56	0.40
31:CA:1225:A:OP2	31:CA:1226:C:H5	2.04	0.40
31:CA:1369:C:H2'	31:CA:1370:G:C8	2.57	0.40
31:CA:1446:U:O2'	31:CA:1447:A:C8	2.74	0.40
32:CB:174:VAL:O	32:CB:178:ARG:HB2	2.22	0.40
32:CB:178:ARG:HH22	38:CH:68:ARG:NH1	2.17	0.40
34:CD:28:SER:OG	34:CD:30:LYS:N	2.54	0.40
34:CD:95:GLY:O	34:CD:98:GLU:N	2.54	0.40
34:CD:149:ALA:HB3	34:CD:152:SER:OG	2.21	0.40
36:CF:4:TYR:HD1	36:CF:92:LYS:HA	1.86	0.40
43:CM:4:ILE:HG12	43:CM:5:ALA:N	2.36	0.40
46:CP:17:TYR:CD1	46:CP:17:TYR:N	2.89	0.40
50:CT:24:LEU:HA	50:CT:24:LEU:HD13	1.80	0.40
31:DA:192:U:H2'	31:DA:193:C:C6	2.57	0.40

Continued on next page...

Continued from previous page...

Atom-1	Atom-2	Interatomic distance (Å)	Clash overlap (Å)
31:DA:230:G:H2'	31:DA:231:G:O4'	2.21	0.40
31:DA:355:C:H1'	31:DA:388:G:N3	2.36	0.40
31:DA:552:U:H4'	42:DL:86:ARG:HG2	2.03	0.40
31:DA:688:G:H2'	31:DA:689:C:C6	2.56	0.40
31:DA:696:A:O5'	31:DA:696:A:H8	2.05	0.40
31:DA:707:C:H5''	41:DK:85:ARG:NH1	2.36	0.40
31:DA:825:G:H21	38:DH:11:THR:HG21	1.84	0.40
31:DA:1116:C:O2'	39:DI:108:VAL:HG21	2.21	0.40
35:DE:33:VAL:HG13	35:DE:112:LEU:HD12	2.03	0.40
37:DG:26:PHE:O	37:DG:30:ILE:HG13	2.22	0.40
37:DG:27:ILE:HD13	37:DG:40:ALA:HA	2.03	0.40
37:DG:150:ALA:HA	41:DK:59:TYR:CB	2.49	0.40
39:DI:46:ALA:C	39:DI:49:PRO:HD2	2.41	0.40
40:DJ:13:HIS:CD2	40:DJ:14:LYS:N	2.89	0.40
45:DO:69:TYR:O	45:DO:73:GLU:HB2	2.21	0.40
1:AA:266:G:N2	1:AA:427:U:H1'	2.35	0.40
1:AA:465:G:H2'	1:AA:466:A:C8	2.56	0.40
1:AA:528:A:C8	1:AA:528:A:C3'	3.05	0.40
1:AA:588:U:H1'	5:AF:90:PHE:HB3	2.04	0.40
1:AA:817:C:H2'	1:AA:818:G:H8	1.86	0.40
1:AA:827:U:H4'	1:AA:828:U:C5	2.57	0.40
1:AA:1354:A:C8	1:AA:1355:G:C8	3.09	0.40
1:AA:1355:G:N2	1:AA:1376:C:O2	2.32	0.40
1:AA:1410:G:C5	1:AA:1411:C:C5	3.09	0.40
1:AA:1429:G:H2'	1:AA:1430:C:H6	1.83	0.40
1:AA:1592:C:H2'	1:AA:1593:G:C8	2.56	0.40
1:AA:1700:A:H2'	1:AA:1701:A:O5'	2.22	0.40
1:AA:2031:A:C6	1:AA:2498:C:H1'	2.56	0.40
1:AA:2208:A:H1'	1:AA:2219:G:C4	2.57	0.40
1:AA:2537:U:H2'	1:AA:2538:C:C6	2.56	0.40
4:AE:170:LEU:HD23	4:AE:184:VAL:HG11	2.03	0.40
7:AH:17:VAL:HG21	7:AH:50:VAL:HG21	2.02	0.40
7:AH:35:VAL:O	7:AH:37:VAL:HG23	2.21	0.40
9:AN:20:GLY:HA2	9:AN:61:ARG:HH11	1.87	0.40
9:AN:38:HIS:NE2	9:AN:50:ASP:OD2	2.53	0.40
14:AS:58:LEU:HB2	14:AS:59:LYS:HG3	2.03	0.40
15:AT:22:PHE:HA	15:AT:91:ARG:NH1	2.37	0.40
28:A6:20:ASN:ND2	28:A6:40:CYS:HB2	2.37	0.40
1:BA:724:U:H2'	1:BA:725:G:O4'	2.21	0.40
1:BA:804:A:H2'	1:BA:806:C:C4	2.57	0.40
1:BA:892:G:H2'	1:BA:893:C:H6	1.86	0.40

Continued on next page...

Continued from previous page...

Atom-1	Atom-2	Interatomic distance (Å)	Clash overlap (Å)
1:BA:1109:C:C5	1:BA:1110:G:C6	3.00	0.40
1:BA:1186:G:H8	1:BA:1186:G:O5'	2.04	0.40
1:BA:1482:G:O6	1:BA:1507:A:N6	2.54	0.40
1:BA:1833:U:O2'	1:BA:1969:A:N1	2.39	0.40
1:BA:1840:G:N2	1:BA:1902:C:O2	2.54	0.40
1:BA:2152:G:H2'	1:BA:2153:G:H8	1.86	0.40
1:BA:2313:C:H4'	6:BG:91:ARG:HG3	2.03	0.40
1:BA:2351:G:O6	30:B8:39:LYS:HG3	2.21	0.40
1:BA:2404:C:N3	1:BA:2414:G:C2	2.89	0.40
1:BA:2766:G:H2'	1:BA:2766:G:N3	2.35	0.40
3:BD:70:TRP:HB3	3:BD:190:TYR:CZ	2.56	0.40
6:BG:34:LEU:HD23	6:BG:34:LEU:HA	1.85	0.40
9:BN:36:GLY:O	9:BN:39:ARG:HB2	2.21	0.40
14:BS:92:TYR:HB3	14:BS:98:VAL:HG21	2.02	0.40
15:BT:11:GLU:OE1	15:BT:57:PHE:HB3	2.21	0.40
31:CA:59:A:N3	31:CA:59:A:H2'	2.36	0.40
31:CA:179:A:H2'	31:CA:180:U:C6	2.57	0.40
31:CA:189(D):C:C5	31:CA:189(E):U:C4	3.09	0.40
31:CA:246:A:C2	31:CA:282:A:C5	3.09	0.40
31:CA:575:G:H4'	31:CA:576:G:O5'	2.22	0.40
31:CA:890:G:O2'	31:CA:906:G:O6	2.25	0.40
31:CA:1011:G:H1	31:CA:1018:C:H42	1.69	0.40
31:CA:1030(D):A:N6	31:CA:1031:G:H21	2.11	0.40
31:CA:1097:C:O2'	31:CA:1169:A:N3	2.48	0.40
31:CA:1237:C:H3'	31:CA:1336:C:H41	1.86	0.40
31:CA:1363(A):A:H4'	31:CA:1364:U:H2'	2.04	0.40
32:CB:112:VAL:C	32:CB:114:ARG:H	2.24	0.40
32:CB:187:LEU:HD13	32:CB:205:ASP:HA	2.04	0.40
33:CC:177:THR:HG22	33:CC:179:ARG:H	1.86	0.40
36:CF:11:ASN:HA	36:CF:12:PRO:HD2	1.90	0.40
45:CO:57:LEU:HD23	45:CO:57:LEU:HA	1.96	0.40
31:DA:66:G:N2	31:DA:172:A:N3	2.70	0.40
31:DA:91:C:C2'	31:DA:92:C:H5'	2.50	0.40
31:DA:191:G:C6	31:DA:192:U:C4	3.09	0.40
31:DA:284:G:H2'	31:DA:285:G:H8	1.86	0.40
31:DA:323:U:H2'	31:DA:324:G:O4'	2.21	0.40
31:DA:409:G:N2	31:DA:434:U:C2	2.90	0.40
31:DA:540:G:H2'	31:DA:541:G:C8	2.56	0.40
31:DA:695:A:H2	31:DA:787:A:HO2'	1.68	0.40
32:DB:94:ASN:HB3	32:DB:95:GLN:NE2	2.37	0.40
33:DC:6:HIS:CE1	33:DC:184:TYR:CE2	3.09	0.40

Continued on next page...

Continued from previous page...

Atom-1	Atom-2	Interatomic distance (Å)	Clash overlap (Å)
34:DD:65:ARG:HD3	34:DD:72:GLU:HA	2.03	0.40
39:DI:37:PHE:HB3	39:DI:43:ALA:CB	2.51	0.40
40:DJ:38:ILE:HA	40:DJ:39:PRO:HD3	1.73	0.40
45:DO:26:GLU:H	45:DO:26:GLU:HG2	1.64	0.40
47:DQ:31:LEU:HD23	47:DQ:32:TYR:CZ	2.57	0.40
50:DT:59:ALA:O	50:DT:63:ILE:HG13	2.22	0.40
1:AA:528:A:O2'	1:AA:529:A:H5'	2.21	0.40
1:AA:777:A:H2'	1:AA:778:G:C8	2.56	0.40
1:AA:974:G:N2	1:AA:989:G:H1'	2.36	0.40
1:AA:1637:A:C6	1:AA:1638:C:C4	3.09	0.40
1:AA:1799:G:N2	1:AA:1819:A:OP2	2.47	0.40
1:AA:2103:C:O2	1:AA:2187:G:C2	2.74	0.40
1:AA:2240:C:H2'	1:AA:2241:A:H8	1.85	0.40
1:AA:2489:G:C5	1:AA:2490:G:C6	3.09	0.40
2:AB:8:U:H5'	2:AB:9:G:OP2	2.21	0.40
3:AD:130:ALA:C	3:AD:131:LEU:HD12	2.42	0.40
5:AF:123:LEU:HD12	5:AF:124:LEU:N	2.36	0.40
6:AG:131:TYR:HE2	6:AG:133:LEU:HD23	1.86	0.40
7:AH:16:SER:OG	7:AH:27:LYS:HB2	2.21	0.40
8:AI:77:LEU:HB2	8:AI:142:VAL:HG12	2.04	0.40
9:AN:46:VAL:O	9:AN:47:ALA:HB3	2.21	0.40
9:AN:58:ASP:OD2	9:AN:59:LYS:HE2	2.22	0.40
10:AO:29:ASN:N	10:AO:29:ASN:OD1	2.55	0.40
19:AX:11:PRO:HD3	24:A2:37:PHE:CE2	2.56	0.40
20:AY:28:LYS:CG	20:AY:40:GLU:HG2	2.48	0.40
21:AZ:70:LEU:HD23	21:AZ:70:LEU:HA	1.91	0.40
21:AZ:133:ILE:HA	21:AZ:134:PRO:HD2	1.98	0.40
25:A3:58:VAL:O	1:BA:652(Q):G:H5''	2.22	0.40
1:BA:271(I):G:H2'	1:BA:271(J):C:C6	2.57	0.40
1:BA:1268:A:C2	1:BA:2013:A:C4	3.10	0.40
1:BA:1385:G:H1'	1:BA:1386:C:C6	2.57	0.40
1:BA:1897:G:H2'	1:BA:1898:U:O4'	2.22	0.40
1:BA:2834:G:H5''	1:BA:2834:G:C8	2.55	0.40
3:BD:77:ALA:HB2	3:BD:97:TYR:CG	2.56	0.40
4:BE:73:GLU:HA	4:BE:74:PRO:HD3	1.82	0.40
9:BN:15:LEU:HB3	9:BN:137:LYS:HA	2.03	0.40
9:BN:46:VAL:O	9:BN:47:ALA:HB3	2.21	0.40
12:BQ:30:GLY:HA2	12:BQ:107:ALA:HB2	2.04	0.40
16:BU:108:GLU:OE1	16:BU:112:ARG:NH1	2.54	0.40
18:BW:13:SER:HA	18:BW:14:PRO:HD3	1.88	0.40
20:BY:5:MET:HE2	20:BY:5:MET:HB2	1.71	0.40

Continued on next page...

Continued from previous page...

Atom-1	Atom-2	Interatomic distance (Å)	Clash overlap (Å)
20:BY:28:LYS:HG3	20:BY:40:GLU:HG2	2.03	0.40
23:B1:3:LYS:HE3	23:B1:4:VAL:HG13	2.03	0.40
31:CA:56:U:H2'	31:CA:57:G:H8	1.86	0.40
31:CA:189:G:H2'	31:CA:189(A):C:O4'	2.21	0.40
31:CA:361:G:H2'	31:CA:362:G:O4'	2.21	0.40
31:CA:546:G:OP1	34:CD:73:ARG:HB2	2.21	0.40
31:CA:592:G:N1	31:CA:648:A:C6	2.90	0.40
31:CA:689:C:H2'	31:CA:690:G:O4'	2.21	0.40
31:CA:1108:G:OP2	33:CC:174:PRO:HA	2.20	0.40
31:CA:1389:C:H2'	31:CA:1390:U:O4'	2.21	0.40
31:CA:1410:G:H2'	31:CA:1411:C:C6	2.57	0.40
33:CC:58:GLU:O	33:CC:59:ARG:HD2	2.22	0.40
42:CL:30:ALA:HA	42:CL:31:PRO:HD3	1.92	0.40
48:CR:56:THR:CB	48:CR:58:LEU:HD13	2.47	0.40
31:DA:163:C:H2'	31:DA:164:U:C6	2.57	0.40
31:DA:336:C:H2'	31:DA:337:C:C6	2.56	0.40
31:DA:1054:C:H2'	31:DA:1055:A:H5''	2.03	0.40
31:DA:1127:G:H2'	31:DA:1128:C:O4'	2.21	0.40
31:DA:1157:A:C2	31:DA:1181:G:H1'	2.56	0.40
31:DA:1202:G:N9	44:DN:42:ILE:HD12	2.37	0.40
31:DA:1213:A:C4	31:DA:1215:G:C8	3.10	0.40
32:DB:112:VAL:C	32:DB:114:ARG:H	2.25	0.40
33:DC:19:GLU:HB2	33:DC:40:ARG:NH2	2.36	0.40
34:DD:50:ARG:HA	34:DD:51:PRO:HD3	1.88	0.40
34:DD:52:SER:O	34:DD:56:VAL:HG23	2.21	0.40
36:DF:12:PRO:O	36:DF:14:LEU:N	2.48	0.40
36:DF:15:ASP:O	36:DF:19:LEU:HB2	2.21	0.40
39:DI:8:GLY:HA3	39:DI:76:ALA:O	2.21	0.40
39:DI:99:LEU:HB3	39:DI:101:PHE:CE1	2.57	0.40
47:DQ:96:GLU:O	47:DQ:97:SER:HB2	2.21	0.40

All (2) symmetry-related close contacts are listed below. The label for Atom-2 includes the symmetry operator and encoded unit-cell translations to be applied.

Atom-1	Atom-2	Interatomic distance (Å)	Clash overlap (Å)
8:AI:89:TYR:O	31:CA:357:G:O2'[2_654]	2.11	0.09
8:AI:91:SER:OG	31:CA:368:U:OP2[2_654]	2.12	0.08

5.3 Torsion angles

5.3.1 Protein backbone

In the following table, the Percentiles column shows the percent Ramachandran outliers of the chain as a percentile score with respect to all X-ray entries followed by that with respect to entries of similar resolution.

The Analysed column shows the number of residues for which the backbone conformation was analysed, and the total number of residues.

Mol	Chain	Analysed	Favoured	Allowed	Outliers	Percentiles	
3	AD	273/276 (99%)	240 (88%)	27 (10%)	6 (2%)	6	35
3	BD	273/276 (99%)	246 (90%)	23 (8%)	4 (2%)	10	44
4	AE	202/206 (98%)	177 (88%)	18 (9%)	7 (4%)	3	24
4	BE	202/206 (98%)	174 (86%)	21 (10%)	7 (4%)	3	24
5	AF	198/205 (97%)	168 (85%)	25 (13%)	5 (2%)	5	32
5	BF	198/205 (97%)	170 (86%)	21 (11%)	7 (4%)	3	24
6	AG	179/182 (98%)	136 (76%)	33 (18%)	10 (6%)	2	14
6	BG	179/182 (98%)	135 (75%)	30 (17%)	14 (8%)	1	6
7	AH	172/180 (96%)	143 (83%)	21 (12%)	8 (5%)	2	17
7	BH	172/180 (96%)	144 (84%)	22 (13%)	6 (4%)	3	24
8	AI	143/148 (97%)	103 (72%)	28 (20%)	12 (8%)	1	5
8	BI	143/148 (97%)	109 (76%)	24 (17%)	10 (7%)	1	8
9	AN	138/140 (99%)	113 (82%)	16 (12%)	9 (6%)	1	10
9	BN	138/140 (99%)	119 (86%)	13 (9%)	6 (4%)	2	20
10	AO	120/122 (98%)	108 (90%)	8 (7%)	4 (3%)	4	25
10	BO	120/122 (98%)	109 (91%)	7 (6%)	4 (3%)	4	25
11	AP	143/150 (95%)	117 (82%)	18 (13%)	8 (6%)	2	14
11	BP	143/150 (95%)	126 (88%)	12 (8%)	5 (4%)	3	24
12	AQ	139/141 (99%)	126 (91%)	9 (6%)	4 (3%)	4	28
12	BQ	139/141 (99%)	126 (91%)	9 (6%)	4 (3%)	4	28
13	AR	116/118 (98%)	95 (82%)	16 (14%)	5 (4%)	2	20
13	BR	116/118 (98%)	108 (93%)	7 (6%)	1 (1%)	17	56
14	AS	108/112 (96%)	84 (78%)	21 (19%)	3 (3%)	5	29
14	BS	108/112 (96%)	93 (86%)	12 (11%)	3 (3%)	5	29
15	AT	129/146 (88%)	109 (84%)	16 (12%)	4 (3%)	4	26

Continued on next page...

Continued from previous page...

Mol	Chain	Analysed	Favoured	Allowed	Outliers	Percentiles	
15	BT	129/146 (88%)	116 (90%)	12 (9%)	1 (1%)	19	58
16	AU	114/118 (97%)	104 (91%)	10 (9%)	0	100	100
16	BU	114/118 (97%)	111 (97%)	3 (3%)	0	100	100
17	AV	99/101 (98%)	89 (90%)	8 (8%)	2 (2%)	7	38
17	BV	99/101 (98%)	89 (90%)	9 (9%)	1 (1%)	15	54
18	AW	110/113 (97%)	101 (92%)	8 (7%)	1 (1%)	17	56
18	BW	110/113 (97%)	104 (94%)	6 (6%)	0	100	100
19	AX	93/96 (97%)	82 (88%)	9 (10%)	2 (2%)	6	35
19	BX	93/96 (97%)	82 (88%)	9 (10%)	2 (2%)	6	35
20	AY	105/110 (96%)	90 (86%)	10 (10%)	5 (5%)	2	17
20	BY	105/110 (96%)	88 (84%)	13 (12%)	4 (4%)	3	22
21	AZ	196/206 (95%)	153 (78%)	32 (16%)	11 (6%)	2	14
21	BZ	196/206 (95%)	158 (81%)	31 (16%)	7 (4%)	3	23
22	A0	74/85 (87%)	67 (90%)	6 (8%)	1 (1%)	11	46
22	B0	74/85 (87%)	67 (90%)	6 (8%)	1 (1%)	11	46
23	A1	95/98 (97%)	88 (93%)	5 (5%)	2 (2%)	7	37
23	B1	95/98 (97%)	86 (90%)	6 (6%)	3 (3%)	4	26
24	A2	68/72 (94%)	59 (87%)	8 (12%)	1 (2%)	10	44
24	B2	68/72 (94%)	63 (93%)	5 (7%)	0	100	100
25	A3	57/60 (95%)	54 (95%)	3 (5%)	0	100	100
25	B3	57/60 (95%)	54 (95%)	2 (4%)	1 (2%)	8	41
26	A4	44/71 (62%)	30 (68%)	10 (23%)	4 (9%)	1	3
26	B4	44/71 (62%)	30 (68%)	10 (23%)	4 (9%)	1	3
27	A5	57/60 (95%)	50 (88%)	6 (10%)	1 (2%)	8	41
27	B5	57/60 (95%)	49 (86%)	6 (10%)	2 (4%)	3	24
28	A6	51/54 (94%)	46 (90%)	4 (8%)	1 (2%)	7	38
28	B6	51/54 (94%)	47 (92%)	4 (8%)	0	100	100
29	A7	46/49 (94%)	41 (89%)	4 (9%)	1 (2%)	6	35
29	B7	46/49 (94%)	42 (91%)	3 (6%)	1 (2%)	6	35
30	A8	62/65 (95%)	48 (77%)	13 (21%)	1 (2%)	9	43
30	B8	62/65 (95%)	57 (92%)	5 (8%)	0	100	100

Continued on next page...

Continued from previous page...

Mol	Chain	Analysed	Favoured	Allowed	Outliers	Percentiles	
32	CB	227/256 (89%)	171 (75%)	36 (16%)	20 (9%)	1	4
32	DB	227/256 (89%)	173 (76%)	39 (17%)	15 (7%)	1	9
33	CC	204/239 (85%)	163 (80%)	30 (15%)	11 (5%)	2	14
33	DC	204/239 (85%)	144 (71%)	42 (21%)	18 (9%)	1	4
34	CD	206/209 (99%)	154 (75%)	40 (19%)	12 (6%)	1	13
34	DD	206/209 (99%)	152 (74%)	47 (23%)	7 (3%)	3	24
35	CE	146/162 (90%)	112 (77%)	23 (16%)	11 (8%)	1	7
35	DE	146/162 (90%)	116 (80%)	25 (17%)	5 (3%)	3	24
36	CF	98/101 (97%)	87 (89%)	8 (8%)	3 (3%)	4	26
36	DF	98/101 (97%)	85 (87%)	9 (9%)	4 (4%)	3	21
37	CG	153/156 (98%)	127 (83%)	16 (10%)	10 (6%)	1	10
37	DG	153/156 (98%)	129 (84%)	18 (12%)	6 (4%)	3	22
38	CH	136/138 (99%)	116 (85%)	18 (13%)	2 (2%)	10	44
38	DH	136/138 (99%)	118 (87%)	13 (10%)	5 (4%)	3	22
39	CI	123/128 (96%)	93 (76%)	20 (16%)	10 (8%)	1	5
39	DI	123/128 (96%)	94 (76%)	21 (17%)	8 (6%)	1	10
40	CJ	94/105 (90%)	66 (70%)	19 (20%)	9 (10%)	0	3
40	DJ	94/105 (90%)	74 (79%)	14 (15%)	6 (6%)	1	10
41	CK	112/129 (87%)	96 (86%)	12 (11%)	4 (4%)	3	23
41	DK	112/129 (87%)	90 (80%)	19 (17%)	3 (3%)	5	30
42	CL	120/132 (91%)	98 (82%)	17 (14%)	5 (4%)	3	20
42	DL	120/132 (91%)	100 (83%)	15 (12%)	5 (4%)	3	20
43	CM	112/126 (89%)	84 (75%)	18 (16%)	10 (9%)	1	4
43	DM	112/126 (89%)	80 (71%)	20 (18%)	12 (11%)	0	2
44	CN	58/61 (95%)	43 (74%)	10 (17%)	5 (9%)	1	4
44	DN	58/61 (95%)	48 (83%)	7 (12%)	3 (5%)	2	15
45	CO	86/89 (97%)	71 (83%)	12 (14%)	3 (4%)	3	24
45	DO	86/89 (97%)	68 (79%)	16 (19%)	2 (2%)	6	34
46	CP	80/88 (91%)	50 (62%)	23 (29%)	7 (9%)	1	4
46	DP	80/88 (91%)	52 (65%)	25 (31%)	3 (4%)	3	22
47	CQ	97/105 (92%)	84 (87%)	8 (8%)	5 (5%)	2	15

Continued on next page...

Continued from previous page...

Mol	Chain	Analysed	Favoured	Allowed	Outliers	Percentiles	
47	DQ	97/105 (92%)	81 (84%)	13 (13%)	3 (3%)	4	26
48	CR	66/88 (75%)	55 (83%)	10 (15%)	1 (2%)	10	44
48	DR	66/88 (75%)	60 (91%)	6 (9%)	0	100	100
49	CS	76/93 (82%)	48 (63%)	17 (22%)	11 (14%)	0	1
49	DS	76/93 (82%)	54 (71%)	17 (22%)	5 (7%)	1	9
50	CT	94/106 (89%)	73 (78%)	13 (14%)	8 (8%)	1	4
50	DT	94/106 (89%)	72 (77%)	15 (16%)	7 (7%)	1	7
51	CU	21/27 (78%)	18 (86%)	3 (14%)	0	100	100
51	DU	21/27 (78%)	16 (76%)	3 (14%)	2 (10%)	0	3
All	All	11280/12044 (94%)	9338 (83%)	1460 (13%)	482 (4%)	2	20

All (482) Ramachandran outliers are listed below:

Mol	Chain	Res	Type
3	AD	239	ARG
3	AD	275	LYS
5	AF	60	SER
6	AG	14	GLU
6	AG	78	SER
7	AH	47	GLU
7	AH	126	PRO
8	AI	10	GLU
8	AI	104	GLN
8	AI	106	GLY
8	AI	111	PRO
9	AN	18	ALA
10	AO	48	PRO
11	AP	102	ARG
11	AP	103	ALA
13	AR	14	SER
14	AS	62	LYS
14	AS	83	LYS
17	AV	43	GLU
19	AX	94	GLY
20	AY	2	ARG
20	AY	91	GLU
21	AZ	161	VAL
23	A1	3	LYS
29	A7	46	VAL

Continued on next page...

Continued from previous page...

Mol	Chain	Res	Type
3	BD	156	ALA
3	BD	239	ARG
3	BD	275	LYS
6	BG	49	ASP
7	BH	126	PRO
7	BH	170	ARG
8	BI	10	GLU
8	BI	111	PRO
9	BN	76	SER
10	BO	48	PRO
11	BP	103	ALA
12	BQ	2	LEU
13	BR	2	ARG
14	BS	83	LYS
20	BY	2	ARG
21	BZ	158	PRO
21	BZ	159	PRO
21	BZ	161	VAL
23	B1	3	LYS
26	B4	28	LYS
29	B7	46	VAL
32	CB	15	VAL
32	CB	26	PRO
32	CB	83	MET
32	CB	132	LYS
32	CB	194	PRO
32	CB	195	ASP
33	CC	156	ARG
33	CC	190	ARG
34	CD	14	ARG
34	CD	32	ALA
34	CD	42	GLN
35	CE	72	GLN
35	CE	73	ASN
35	CE	98	THR
36	CF	40	VAL
37	CG	56	GLN
39	CI	43	ALA
39	CI	103	THR
40	CJ	56	HIS
40	CJ	90	LEU
40	CJ	91	PRO

Continued on next page...

Continued from previous page...

Mol	Chain	Res	Type
41	CK	49	GLY
42	CL	27	LEU
43	CM	49	THR
44	CN	59	ALA
45	CO	19	PRO
46	CP	53	VAL
46	CP	73	LEU
49	CS	30	LEU
49	CS	40	ILE
49	CS	45	VAL
49	CS	73	GLU
50	CT	9	ASN
50	CT	71	THR
32	DB	15	VAL
32	DB	24	TRP
32	DB	26	PRO
32	DB	75	LYS
32	DB	120	ALA
32	DB	169	LYS
32	DB	194	PRO
32	DB	195	ASP
33	DC	3	ASN
33	DC	49	SER
33	DC	156	ARG
33	DC	181	ASN
34	DD	14	ARG
34	DD	42	GLN
35	DE	73	ASN
35	DE	98	THR
36	DF	40	VAL
37	DG	16	LEU
37	DG	35	LYS
39	DI	45	ALA
40	DJ	34	VAL
40	DJ	56	HIS
40	DJ	90	LEU
41	DK	49	GLY
42	DL	27	LEU
42	DL	91	LYS
43	DM	7	VAL
43	DM	10	PRO
43	DM	45	VAL

Continued on next page...

Continued from previous page...

Mol	Chain	Res	Type
43	DM	49	THR
43	DM	66	LEU
43	DM	84	ILE
44	DN	41	ARG
44	DN	59	ALA
45	DO	19	PRO
46	DP	53	VAL
47	DQ	97	SER
50	DT	9	ASN
50	DT	71	THR
51	DU	7	ARG
4	AE	69	LYS
5	AF	17	ARG
6	AG	49	ASP
6	AG	51	ARG
6	AG	117	PHE
6	AG	150	ASP
7	AH	65	HIS
7	AH	92	ILE
7	AH	108	GLY
7	AH	170	ARG
8	AI	68	LEU
8	AI	98	ALA
8	AI	107	VAL
8	AI	112	LYS
9	AN	2	LYS
9	AN	5	VAL
9	AN	19	GLU
10	AO	5	GLN
11	AP	27	HIS
11	AP	39	LYS
12	AQ	2	LEU
12	AQ	62	GLY
13	AR	2	ARG
13	AR	11	ASN
13	AR	86	ARG
17	AV	79	VAL
20	AY	92	ASN
21	AZ	158	PRO
21	AZ	159	PRO
21	AZ	191	VAL
26	A4	39	CYS

Continued on next page...

Continued from previous page...

Mol	Chain	Res	Type
27	A5	35	GLU
3	BD	3	VAL
4	BE	71	GLY
5	BF	7	TYR
5	BF	15	SER
5	BF	89	VAL
5	BF	168	ARG
6	BG	14	GLU
6	BG	51	ARG
6	BG	115	ARG
8	BI	42	SER
8	BI	85	GLU
8	BI	107	VAL
8	BI	112	LYS
9	BN	5	VAL
9	BN	18	ALA
9	BN	127	ASP
11	BP	27	HIS
11	BP	29	LYS
11	BP	39	LYS
11	BP	102	ARG
12	BQ	62	GLY
15	BT	126	ALA
17	BV	79	VAL
20	BY	91	GLU
26	B4	39	CYS
32	CB	10	LEU
32	CB	76	GLN
32	CB	165	VAL
33	CC	50	ALA
33	CC	52	LEU
33	CC	75	VAL
35	CE	71	LEU
35	CE	146	ALA
37	CG	6	ARG
37	CG	69	VAL
38	CH	51	VAL
38	CH	133	LEU
39	CI	54	ASP
39	CI	118	LYS
40	CJ	55	LYS
40	CJ	57	LYS

Continued on next page...

Continued from previous page...

Mol	Chain	Res	Type
40	CJ	89	ASP
42	CL	28	LYS
42	CL	91	LYS
43	CM	12	ASN
43	CM	84	ILE
45	CO	21	ASP
47	CQ	14	LYS
47	CQ	97	SER
49	CS	26	GLY
49	CS	81	ARG
50	CT	10	LEU
50	CT	94	ALA
32	DB	83	MET
32	DB	134	GLU
33	DC	100	ALA
33	DC	175	LEU
33	DC	206	GLU
34	DD	32	ALA
34	DD	129	ASN
35	DE	71	LEU
35	DE	146	ALA
37	DG	81	GLY
38	DH	50	ARG
38	DH	51	VAL
38	DH	133	LEU
39	DI	121	ARG
40	DJ	77	PRO
41	DK	45	GLY
41	DK	87	THR
42	DL	28	LYS
43	DM	3	ARG
43	DM	69	GLU
46	DP	24	ALA
46	DP	78	GLY
47	DQ	68	ARG
49	DS	24	ALA
49	DS	26	GLY
50	DT	10	LEU
50	DT	100	ILE
5	AF	7	TYR
6	AG	80	PHE
6	AG	115	ARG

Continued on next page...

Continued from previous page...

Mol	Chain	Res	Type
8	AI	85	GLU
9	AN	63	THR
10	AO	26	LYS
10	AO	104	ARG
11	AP	101	VAL
11	AP	122	PRO
12	AQ	59	ARG
12	AQ	135	ASP
13	AR	107	ASP
15	AT	127	ALA
20	AY	54	LYS
21	AZ	13	GLU
21	AZ	120	ILE
4	BE	52	LEU
5	BF	130	ALA
6	BG	78	SER
6	BG	117	PHE
6	BG	138	GLN
8	BI	86	THR
8	BI	104	GLN
9	BN	19	GLU
10	BO	5	GLN
12	BQ	59	ARG
14	BS	62	LYS
20	BY	92	ASN
21	BZ	151	HIS
21	BZ	152	ALA
23	B1	83	GLU
26	B4	36	CYS
26	B4	43	TYR
27	B5	37	LYS
32	CB	11	LEU
32	CB	78	GLN
32	CB	169	LYS
33	CC	24	ALA
33	CC	53	ALA
33	CC	60	ALA
34	CD	124	GLY
34	CD	186	LEU
34	CD	189	PRO
35	CE	8	GLU
35	CE	68	GLU

Continued on next page...

Continued from previous page...

Mol	Chain	Res	Type
37	CG	7	ALA
37	CG	33	ASP
37	CG	146	GLU
39	CI	11	LYS
39	CI	23	ASN
39	CI	24	GLY
39	CI	102	LEU
39	CI	120	ARG
43	CM	10	PRO
43	CM	40	ASN
43	CM	66	LEU
43	CM	67	GLU
44	CN	26	ARG
47	CQ	49	GLU
47	CQ	68	ARG
48	CR	32	ARG
49	CS	12	ASP
33	DC	12	LEU
33	DC	26	LYS
34	DD	136	PRO
36	DF	13	ASN
37	DG	7	ALA
38	DH	41	ARG
39	DI	23	ASN
39	DI	90	PRO
40	DJ	39	PRO
43	DM	12	ASN
49	DS	25	LYS
50	DT	102	GLY
3	AD	3	VAL
3	AD	30	GLU
3	AD	156	ALA
3	AD	233	HIS
4	AE	52	LEU
4	AE	70	ALA
9	AN	64	GLY
9	AN	77	GLY
9	AN	127	ASP
11	AP	29	LYS
11	AP	140	ALA
15	AT	36	GLU
15	AT	84	GLN

Continued on next page...

Continued from previous page...

Mol	Chain	Res	Type
20	AY	90	LEU
21	AZ	152	ALA
22	A0	44	ARG
23	A1	83	GLU
26	A4	41	PRO
30	A8	11	LYS
4	BE	72	VAL
5	BF	18	ARG
6	BG	43	LEU
6	BG	54	GLU
6	BG	86	MET
6	BG	124	SER
6	BG	150	ASP
6	BG	151	ALA
7	BH	70	THR
8	BI	109	ILE
9	BN	77	GLY
10	BO	29	ASN
14	BS	57	LYS
19	BX	15	GLU
20	BY	54	LYS
22	B0	55	ARG
23	B1	45	ASN
32	CB	34	ALA
32	CB	52	GLU
32	CB	120	ALA
32	CB	131	PRO
32	CB	202	PRO
33	CC	108	ASN
34	CD	159	ARG
34	CD	166	LYS
35	CE	140	ARG
35	CE	148	VAL
37	CG	104	LEU
37	CG	145	ALA
37	CG	147	ALA
40	CJ	80	LYS
41	CK	106	LYS
43	CM	7	VAL
44	CN	14	PRO
46	CP	67	THR
46	CP	72	ARG

Continued on next page...

Continued from previous page...

Mol	Chain	Res	Type
47	CQ	34	LYS
49	CS	14	HIS
32	DB	76	GLN
32	DB	131	PRO
32	DB	165	VAL
33	DC	45	LYS
33	DC	61	ALA
33	DC	101	LEU
34	DD	186	LEU
36	DF	14	LEU
39	DI	102	LEU
43	DM	40	ASN
44	DN	14	PRO
47	DQ	96	GLU
49	DS	40	ILE
49	DS	47	HIS
4	AE	73	GLU
4	AE	94	GLU
5	AF	10	PRO
5	AF	141	ALA
6	AG	43	LEU
7	AH	145	ALA
8	AI	87	LYS
8	AI	114	LEU
15	AT	100	TYR
18	AW	58	ALA
21	AZ	101	PRO
21	AZ	157	LEU
24	A2	6	VAL
28	A6	44	ARG
4	BE	69	LYS
4	BE	118	LYS
6	BG	30	GLU
7	BH	159	GLU
8	BI	117	GLU
10	BO	26	LYS
21	BZ	157	LEU
21	BZ	191	VAL
32	CB	227	GLY
33	CC	127	ARG
34	CD	107	ARG
34	CD	136	PRO

Continued on next page...

Continued from previous page...

Mol	Chain	Res	Type
39	CI	45	ALA
40	CJ	77	PRO
41	CK	62	GLN
42	CL	9	GLN
42	CL	26	ALA
43	CM	70	LEU
43	CM	87	TYR
44	CN	15	LYS
45	CO	88	ARG
46	CP	76	GLN
49	CS	72	GLY
49	CS	74	PHE
33	DC	24	ALA
33	DC	99	VAL
33	DC	107	GLN
33	DC	117	ALA
35	DE	85	GLY
37	DG	56	GLN
38	DH	86	ILE
40	DJ	57	LYS
42	DL	19	ARG
45	DO	88	ARG
4	AE	72	VAL
6	AG	87	PRO
9	AN	76	SER
19	AX	40	LYS
21	AZ	93	ASP
26	A4	28	LYS
4	BE	73	GLU
7	BH	108	GLY
27	B5	36	CYS
33	CC	98	ASN
35	CE	49	PRO
35	CE	85	GLY
36	CF	13	ASN
37	CG	52	GLU
40	CJ	78	ASN
44	CN	60	SER
50	CT	102	GLY
39	DI	54	ASP
39	DI	103	THR
43	DM	85	GLY

Continued on next page...

Continued from previous page...

Mol	Chain	Res	Type
43	DM	99	ARG
50	DT	94	ALA
50	DT	98	PRO
8	AI	109	ILE
14	AS	104	GLY
5	BF	66	PRO
32	CB	80	ILE
34	CD	28	SER
34	CD	142	PRO
39	DI	24	GLY
46	CP	36	ILE
46	CP	78	GLY
50	CT	96	GLY
33	DC	81	GLY
4	AE	71	GLY
7	AH	76	VAL
26	A4	29	PRO
19	BX	94	GLY
25	B3	13	ILE
32	CB	167	PRO
32	DB	202	PRO
32	DB	227	GLY
33	DC	108	ASN
34	DD	167	GLY
42	DL	90	VAL
21	AZ	193	GLU
36	CF	12	PRO
41	CK	45	GLY
49	CS	9	VAL
50	CT	98	PRO
50	CT	100	ILE
36	DF	12	PRO
37	DG	55	GLY
7	BH	92	ILE
12	BQ	99	PRO
51	DU	23	PRO
4	BE	30	PRO

5.3.2 Protein sidechains [i](#)

In the following table, the Percentiles column shows the percent sidechain outliers of the chain as a percentile score with respect to all X-ray entries followed by that with respect to entries of similar

resolution.

The Analysed column shows the number of residues for which the sidechain conformation was analysed, and the total number of residues.

Mol	Chain	Analysed	Rotameric	Outliers	Percentiles	
3	AD	215/218 (99%)	185 (86%)	30 (14%)	3	16
3	BD	215/218 (99%)	189 (88%)	26 (12%)	5	22
4	AE	163/166 (98%)	139 (85%)	24 (15%)	3	14
4	BE	163/166 (98%)	134 (82%)	29 (18%)	2	9
5	AF	158/162 (98%)	133 (84%)	25 (16%)	2	12
5	BF	158/162 (98%)	138 (87%)	20 (13%)	4	20
6	AG	128/156 (82%)	110 (86%)	18 (14%)	3	16
6	BG	128/156 (82%)	114 (89%)	14 (11%)	6	26
7	AH	141/148 (95%)	125 (89%)	16 (11%)	6	25
7	BH	141/148 (95%)	124 (88%)	17 (12%)	5	22
8	AI	102/124 (82%)	76 (74%)	26 (26%)	0	2
8	BI	102/124 (82%)	76 (74%)	26 (26%)	0	2
9	AN	117/119 (98%)	94 (80%)	23 (20%)	1	7
9	BN	117/119 (98%)	91 (78%)	26 (22%)	1	4
10	AO	98/100 (98%)	89 (91%)	9 (9%)	9	33
10	BO	98/100 (98%)	89 (91%)	9 (9%)	9	33
11	AP	113/116 (97%)	96 (85%)	17 (15%)	3	14
11	BP	113/116 (97%)	97 (86%)	16 (14%)	3	15
12	AQ	111/111 (100%)	94 (85%)	17 (15%)	2	13
12	BQ	111/111 (100%)	94 (85%)	17 (15%)	2	13
13	AR	101/101 (100%)	80 (79%)	21 (21%)	1	6
13	BR	101/101 (100%)	79 (78%)	22 (22%)	1	5
14	AS	84/88 (96%)	67 (80%)	17 (20%)	1	6
14	BS	84/88 (96%)	72 (86%)	12 (14%)	3	15
15	AT	110/127 (87%)	99 (90%)	11 (10%)	7	30
15	BT	110/127 (87%)	100 (91%)	10 (9%)	9	34
16	AU	93/94 (99%)	83 (89%)	10 (11%)	6	27
16	BU	93/94 (99%)	77 (83%)	16 (17%)	2	10
17	AV	80/82 (98%)	63 (79%)	17 (21%)	1	5

Continued on next page...

Continued from previous page...

Mol	Chain	Analysed	Rotameric	Outliers	Percentiles	
17	BV	80/82 (98%)	63 (79%)	17 (21%)	1	5
18	AW	89/92 (97%)	75 (84%)	14 (16%)	2	12
18	BW	89/92 (97%)	78 (88%)	11 (12%)	4	21
19	AX	75/78 (96%)	67 (89%)	8 (11%)	6	27
19	BX	75/78 (96%)	66 (88%)	9 (12%)	5	22
20	AY	80/91 (88%)	70 (88%)	10 (12%)	4	21
20	BY	80/91 (88%)	72 (90%)	8 (10%)	7	30
21	AZ	159/179 (89%)	139 (87%)	20 (13%)	4	21
21	BZ	159/179 (89%)	137 (86%)	22 (14%)	3	16
22	A0	59/67 (88%)	52 (88%)	7 (12%)	5	22
22	B0	59/67 (88%)	52 (88%)	7 (12%)	5	22
23	A1	78/83 (94%)	68 (87%)	10 (13%)	4	20
23	B1	78/83 (94%)	70 (90%)	8 (10%)	7	29
24	A2	65/67 (97%)	56 (86%)	9 (14%)	3	16
24	B2	65/67 (97%)	57 (88%)	8 (12%)	4	21
25	A3	49/52 (94%)	43 (88%)	6 (12%)	5	22
25	B3	49/52 (94%)	43 (88%)	6 (12%)	5	22
26	A4	39/63 (62%)	32 (82%)	7 (18%)	2	9
26	B4	39/63 (62%)	30 (77%)	9 (23%)	1	3
27	A5	50/52 (96%)	43 (86%)	7 (14%)	3	16
27	B5	50/52 (96%)	43 (86%)	7 (14%)	3	16
28	A6	50/52 (96%)	40 (80%)	10 (20%)	1	6
28	B6	50/52 (96%)	41 (82%)	9 (18%)	1	9
29	A7	41/42 (98%)	35 (85%)	6 (15%)	3	15
29	B7	41/42 (98%)	32 (78%)	9 (22%)	1	5
30	A8	52/55 (94%)	45 (86%)	7 (14%)	4	18
30	B8	52/55 (94%)	47 (90%)	5 (10%)	8	32
32	CB	177/220 (80%)	141 (80%)	36 (20%)	1	6
32	DB	177/220 (80%)	142 (80%)	35 (20%)	1	7
33	CC	114/188 (61%)	95 (83%)	19 (17%)	2	10
33	DC	114/188 (61%)	96 (84%)	18 (16%)	2	12

Continued on next page...

Continued from previous page...

Mol	Chain	Analysed	Rotameric	Outliers	Percentiles	
34	CD	139/181 (77%)	117 (84%)	22 (16%)	2	12
34	DD	139/181 (77%)	120 (86%)	19 (14%)	3	17
35	CE	108/123 (88%)	86 (80%)	22 (20%)	1	6
35	DE	108/123 (88%)	88 (82%)	20 (18%)	1	8
36	CF	77/90 (86%)	65 (84%)	12 (16%)	2	12
36	DF	77/90 (86%)	65 (84%)	12 (16%)	2	12
37	CG	104/127 (82%)	86 (83%)	18 (17%)	2	10
37	DG	104/127 (82%)	88 (85%)	16 (15%)	2	13
38	CH	103/119 (87%)	85 (82%)	18 (18%)	2	9
38	DH	103/119 (87%)	84 (82%)	19 (18%)	1	8
39	CI	62/99 (63%)	53 (86%)	9 (14%)	3	15
39	DI	62/99 (63%)	54 (87%)	8 (13%)	4	19
40	CJ	52/92 (56%)	42 (81%)	10 (19%)	1	8
40	DJ	52/92 (56%)	41 (79%)	11 (21%)	1	5
41	CK	81/99 (82%)	69 (85%)	12 (15%)	3	14
41	DK	81/99 (82%)	71 (88%)	10 (12%)	4	21
42	CL	92/109 (84%)	81 (88%)	11 (12%)	5	22
42	DL	92/109 (84%)	83 (90%)	9 (10%)	8	31
43	CM	63/101 (62%)	49 (78%)	14 (22%)	1	4
43	DM	63/101 (62%)	49 (78%)	14 (22%)	1	4
44	CN	46/50 (92%)	35 (76%)	11 (24%)	0	3
44	DN	46/50 (92%)	33 (72%)	13 (28%)	0	1
45	CO	77/80 (96%)	65 (84%)	12 (16%)	2	12
45	DO	77/80 (96%)	66 (86%)	11 (14%)	3	15
46	CP	63/74 (85%)	49 (78%)	14 (22%)	1	4
46	DP	63/74 (85%)	53 (84%)	10 (16%)	2	12
47	CQ	94/97 (97%)	90 (96%)	4 (4%)	29	64
47	DQ	94/97 (97%)	84 (89%)	10 (11%)	6	27
48	CR	49/77 (64%)	44 (90%)	5 (10%)	7	29
48	DR	49/77 (64%)	46 (94%)	3 (6%)	18	54
49	CS	42/80 (52%)	25 (60%)	17 (40%)	0	0

Continued on next page...

Continued from previous page...

Mol	Chain	Analysed	Rotameric	Outliers	Percentiles	
49	DS	42/80 (52%)	36 (86%)	6 (14%)	3	15
50	CT	65/82 (79%)	53 (82%)	12 (18%)	1	8
50	DT	65/82 (79%)	57 (88%)	8 (12%)	4	21
51	CU	18/22 (82%)	16 (89%)	2 (11%)	6	25
51	DU	18/22 (82%)	14 (78%)	4 (22%)	1	4
All	All	8652/9990 (87%)	7319 (85%)	1333 (15%)	2	13

All (1333) residues with a non-rotameric sidechain are listed below:

Mol	Chain	Res	Type
3	AD	4	LYS
3	AD	10	THR
3	AD	12	SER
3	AD	13	ARG
3	AD	54	ARG
3	AD	61	LEU
3	AD	89	SER
3	AD	94	LEU
3	AD	103	ARG
3	AD	106	ILE
3	AD	111	LEU
3	AD	141	VAL
3	AD	142	VAL
3	AD	150	LYS
3	AD	154	LYS
3	AD	155	LEU
3	AD	192	THR
3	AD	200	ASP
3	AD	208	LYS
3	AD	211	ARG
3	AD	212	SER
3	AD	217	ARG
3	AD	221	VAL
3	AD	229	VAL
3	AD	242	ARG
3	AD	253	GLN
3	AD	257	LEU
3	AD	259	THR
3	AD	260	ARG
3	AD	267	SER

Continued on next page...

Continued from previous page...

Mol	Chain	Res	Type
4	AE	1	MET
4	AE	7	VAL
4	AE	12	THR
4	AE	21	VAL
4	AE	33	VAL
4	AE	34	VAL
4	AE	45	THR
4	AE	49	LEU
4	AE	52	LEU
4	AE	75	VAL
4	AE	77	ILE
4	AE	82	ARG
4	AE	87	GLU
4	AE	93	VAL
4	AE	113	PHE
4	AE	116	VAL
4	AE	119	ARG
4	AE	144	ARG
4	AE	154	LYS
4	AE	163	GLU
4	AE	170	LEU
4	AE	175	VAL
4	AE	181	LEU
4	AE	184	VAL
5	AF	13	SER
5	AF	18	ARG
5	AF	24	LEU
5	AF	33	LEU
5	AF	38	ARG
5	AF	50	SER
5	AF	53	THR
5	AF	74	ARG
5	AF	78	ILE
5	AF	82	ILE
5	AF	98	SER
5	AF	106	ARG
5	AF	108	LYS
5	AF	110	LEU
5	AF	125	LEU
5	AF	140	LEU
5	AF	158	THR
5	AF	162	LEU

Continued on next page...

Continued from previous page...

Mol	Chain	Res	Type
5	AF	170	LEU
5	AF	175	THR
5	AF	183	VAL
5	AF	192	LEU
5	AF	197	ASP
5	AF	201	VAL
5	AF	205	ARG
6	AG	5	VAL
6	AG	7	LEU
6	AG	20	ILE
6	AG	21	ARG
6	AG	31	VAL
6	AG	35	GLU
6	AG	60	LEU
6	AG	71	THR
6	AG	128	ARG
6	AG	138	GLN
6	AG	139	LEU
6	AG	143	GLU
6	AG	146	TYR
6	AG	148	MET
6	AG	152	LEU
6	AG	159	VAL
6	AG	161	THR
6	AG	170	ARG
7	AH	4	ILE
7	AH	6	ARG
7	AH	41	MET
7	AH	44	VAL
7	AH	45	VAL
7	AH	68	THR
7	AH	69	ARG
7	AH	88	LEU
7	AH	98	LEU
7	AH	105	LEU
7	AH	106	THR
7	AH	116	GLU
7	AH	127	GLU
7	AH	139	GLN
7	AH	169	VAL
7	AH	171	LEU
8	AI	1	MET

Continued on next page...

Continued from previous page...

Mol	Chain	Res	Type
8	AI	3	VAL
8	AI	9	LEU
8	AI	15	VAL
8	AI	38	LEU
8	AI	44	LEU
8	AI	47	LEU
8	AI	54	GLN
8	AI	57	ARG
8	AI	61	ARG
8	AI	72	LEU
8	AI	73	GLU
8	AI	75	LEU
8	AI	82	ARG
8	AI	101	LEU
8	AI	102	SER
8	AI	105	HIS
8	AI	112	LYS
8	AI	114	LEU
8	AI	116	LEU
8	AI	123	LEU
8	AI	125	GLU
8	AI	129	THR
8	AI	133	HIS
8	AI	136	VAL
8	AI	144	VAL
9	AN	1	MET
9	AN	2	LYS
9	AN	9	VAL
9	AN	12	ARG
9	AN	15	LEU
9	AN	28	THR
9	AN	33	LEU
9	AN	34	LEU
9	AN	43	THR
9	AN	48	MET
9	AN	55	VAL
9	AN	60	ILE
9	AN	61	ARG
9	AN	62	VAL
9	AN	63	THR
9	AN	73	THR
9	AN	76	SER

Continued on next page...

Continued from previous page...

Mol	Chain	Res	Type
9	AN	85	ILE
9	AN	87	LEU
9	AN	93	THR
9	AN	99	LEU
9	AN	120	LEU
9	AN	133	GLN
10	AO	3	GLN
10	AO	10	VAL
10	AO	17	ARG
10	AO	24	VAL
10	AO	53	LYS
10	AO	70	LYS
10	AO	94	ARG
10	AO	98	VAL
10	AO	113	LYS
11	AP	1	MET
11	AP	3	LEU
11	AP	21	ARG
11	AP	42	SER
11	AP	55	ARG
11	AP	56	SER
11	AP	58	THR
11	AP	59	LEU
11	AP	65	ARG
11	AP	76	LYS
11	AP	83	VAL
11	AP	106	LEU
11	AP	112	LEU
11	AP	119	GLU
11	AP	144	GLU
11	AP	146	VAL
11	AP	148	LEU
12	AQ	1	MET
12	AQ	16	ARG
12	AQ	18	LYS
12	AQ	21	THR
12	AQ	25	ASP
12	AQ	31	ASP
12	AQ	45	GLN
12	AQ	55	VAL
12	AQ	56	ARG
12	AQ	59	ARG

Continued on next page...

Continued from previous page...

Mol	Chain	Res	Type
12	AQ	63	LYS
12	AQ	89	ASN
12	AQ	106	VAL
12	AQ	109	VAL
12	AQ	110	THR
12	AQ	134	ARG
12	AQ	135	ASP
13	AR	1	MET
13	AR	6	SER
13	AR	15	SER
13	AR	18	LEU
13	AR	23	ASN
13	AR	27	SER
13	AR	28	LEU
13	AR	29	LEU
13	AR	33	ARG
13	AR	36	THR
13	AR	44	LEU
13	AR	49	ASP
13	AR	60	LEU
13	AR	65	LEU
13	AR	67	LEU
13	AR	75	LEU
13	AR	79	LEU
13	AR	86	ARG
13	AR	96	ARG
13	AR	100	LEU
13	AR	111	LEU
14	AS	3	ARG
14	AS	5	THR
14	AS	8	GLU
14	AS	12	PHE
14	AS	15	ARG
14	AS	20	ARG
14	AS	21	THR
14	AS	25	ARG
14	AS	32	LEU
14	AS	38	GLN
14	AS	50	SER
14	AS	52	SER
14	AS	59	LYS
14	AS	78	LEU

Continued on next page...

Continued from previous page...

Mol	Chain	Res	Type
14	AS	84	GLN
14	AS	95	HIS
14	AS	101	LEU
15	AT	6	LEU
15	AT	8	LYS
15	AT	34	VAL
15	AT	40	THR
15	AT	49	VAL
15	AT	59	THR
15	AT	64	ARG
15	AT	74	ARG
15	AT	78	LEU
15	AT	96	ARG
15	AT	118	ARG
16	AU	8	VAL
16	AU	16	LYS
16	AU	36	ARG
16	AU	59	ARG
16	AU	60	LEU
16	AU	74	LEU
16	AU	83	LEU
16	AU	95	LEU
16	AU	104	GLN
16	AU	108	GLU
17	AV	5	VAL
17	AV	12	TYR
17	AV	18	LEU
17	AV	21	ARG
17	AV	28	GLU
17	AV	35	LEU
17	AV	38	LEU
17	AV	46	VAL
17	AV	52	VAL
17	AV	61	VAL
17	AV	62	LEU
17	AV	72	VAL
17	AV	79	VAL
17	AV	85	LYS
17	AV	89	GLN
17	AV	95	LEU
17	AV	100	ARG
18	AW	1	MET

Continued on next page...

Continued from previous page...

Mol	Chain	Res	Type
18	AW	11	ARG
18	AW	17	VAL
18	AW	23	LEU
18	AW	51	LEU
18	AW	52	GLU
18	AW	60	ASN
18	AW	63	ASP
18	AW	67	ASP
18	AW	83	LYS
18	AW	92	ARG
18	AW	100	THR
18	AW	103	ILE
18	AW	107	LEU
19	AX	25	LYS
19	AX	52	VAL
19	AX	54	VAL
19	AX	57	LEU
19	AX	65	ARG
19	AX	66	LEU
19	AX	68	ARG
19	AX	76	ARG
20	AY	9	LYS
20	AY	23	ARG
20	AY	43	ASN
20	AY	47	LYS
20	AY	61	ILE
20	AY	76	CYS
20	AY	90	LEU
20	AY	97	ARG
20	AY	101	LYS
20	AY	107	ASP
21	AZ	6	LYS
21	AZ	11	GLU
21	AZ	13	GLU
21	AZ	19	ARG
21	AZ	61	LEU
21	AZ	72	ARG
21	AZ	73	GLN
21	AZ	78	LYS
21	AZ	82	ARG
21	AZ	86	VAL
21	AZ	87	ASP

Continued on next page...

Continued from previous page...

Mol	Chain	Res	Type
21	AZ	91	LEU
21	AZ	121	HIS
21	AZ	126	VAL
21	AZ	144	LEU
21	AZ	161	VAL
21	AZ	162	GLU
21	AZ	165	VAL
21	AZ	170	THR
21	AZ	185	GLU
22	A0	20	ARG
22	A0	41	ARG
22	A0	46	LYS
22	A0	55	ARG
22	A0	74	ARG
22	A0	77	ARG
22	A0	81	VAL
23	A1	4	VAL
23	A1	5	CYS
23	A1	17	SER
23	A1	21	ARG
23	A1	40	ARG
23	A1	58	ILE
23	A1	59	THR
23	A1	62	VAL
23	A1	81	LYS
23	A1	95	LEU
24	A2	17	SER
24	A2	30	ARG
24	A2	32	LEU
24	A2	34	GLU
24	A2	44	LEU
24	A2	50	ILE
24	A2	53	LEU
24	A2	55	ARG
24	A2	64	LEU
25	A3	8	LEU
25	A3	23	LEU
25	A3	31	LEU
25	A3	40	THR
25	A3	44	ARG
25	A3	58	VAL
26	A4	3	GLU

Continued on next page...

Continued from previous page...

Mol	Chain	Res	Type
26	A4	14	ILE
26	A4	18	CYS
26	A4	22	ILE
26	A4	33	VAL
26	A4	35	VAL
26	A4	43	TYR
27	A5	15	ARG
27	A5	23	HIS
27	A5	29	THR
27	A5	33	CYS
27	A5	37	LYS
27	A5	40	LYS
27	A5	46	CYS
28	A6	4	GLU
28	A6	9	LEU
28	A6	13	CYS
28	A6	14	THR
28	A6	28	ARG
28	A6	30	THR
28	A6	34	LEU
28	A6	35	GLU
28	A6	40	CYS
28	A6	44	ARG
29	A7	4	THR
29	A7	8	ASN
29	A7	23	ARG
29	A7	24	THR
29	A7	32	LYS
29	A7	41	ARG
30	A8	4	MET
30	A8	14	VAL
30	A8	31	HIS
30	A8	32	LEU
30	A8	34	TRP
30	A8	35	GLN
30	A8	41	ILE
3	BD	4	LYS
3	BD	12	SER
3	BD	14	ARG
3	BD	54	ARG
3	BD	61	LEU
3	BD	94	LEU

Continued on next page...

Continued from previous page...

Mol	Chain	Res	Type
3	BD	103	ARG
3	BD	106	ILE
3	BD	138	VAL
3	BD	142	VAL
3	BD	150	LYS
3	BD	155	LEU
3	BD	165	ILE
3	BD	173	VAL
3	BD	192	THR
3	BD	208	LYS
3	BD	211	ARG
3	BD	212	SER
3	BD	221	VAL
3	BD	229	VAL
3	BD	242	ARG
3	BD	253	GLN
3	BD	257	LEU
3	BD	259	THR
3	BD	260	ARG
3	BD	267	SER
4	BE	1	MET
4	BE	2	LYS
4	BE	9	VAL
4	BE	12	THR
4	BE	21	VAL
4	BE	24	THR
4	BE	33	VAL
4	BE	45	THR
4	BE	49	LEU
4	BE	52	LEU
4	BE	73	GLU
4	BE	75	VAL
4	BE	77	ILE
4	BE	82	ARG
4	BE	87	GLU
4	BE	93	VAL
4	BE	111	ARG
4	BE	116	VAL
4	BE	119	ARG
4	BE	128	SER
4	BE	144	ARG
4	BE	152	LYS

Continued on next page...

Continued from previous page...

Mol	Chain	Res	Type
4	BE	154	LYS
4	BE	163	GLU
4	BE	170	LEU
4	BE	175	VAL
4	BE	181	LEU
4	BE	184	VAL
4	BE	195	LEU
5	BF	18	ARG
5	BF	24	LEU
5	BF	32	LEU
5	BF	33	LEU
5	BF	38	ARG
5	BF	50	SER
5	BF	53	THR
5	BF	74	ARG
5	BF	82	ILE
5	BF	108	LYS
5	BF	110	LEU
5	BF	117	ARG
5	BF	158	THR
5	BF	162	LEU
5	BF	168	ARG
5	BF	175	THR
5	BF	183	VAL
5	BF	192	LEU
5	BF	197	ASP
5	BF	201	VAL
6	BG	5	VAL
6	BG	7	LEU
6	BG	19	LEU
6	BG	21	ARG
6	BG	43	LEU
6	BG	60	LEU
6	BG	71	THR
6	BG	139	LEU
6	BG	143	GLU
6	BG	146	TYR
6	BG	148	MET
6	BG	152	LEU
6	BG	161	THR
6	BG	170	ARG
7	BH	3	ARG

Continued on next page...

Continued from previous page...

Mol	Chain	Res	Type
7	BH	6	ARG
7	BH	24	VAL
7	BH	41	MET
7	BH	44	VAL
7	BH	45	VAL
7	BH	69	ARG
7	BH	88	LEU
7	BH	98	LEU
7	BH	105	LEU
7	BH	106	THR
7	BH	122	THR
7	BH	127	GLU
7	BH	139	GLN
7	BH	149	ARG
7	BH	169	VAL
7	BH	171	LEU
8	BI	1	MET
8	BI	3	VAL
8	BI	9	LEU
8	BI	15	VAL
8	BI	38	LEU
8	BI	47	LEU
8	BI	57	ARG
8	BI	61	ARG
8	BI	75	LEU
8	BI	77	LEU
8	BI	78	THR
8	BI	85	GLU
8	BI	92	VAL
8	BI	97	ILE
8	BI	101	LEU
8	BI	105	HIS
8	BI	110	GLU
8	BI	112	LYS
8	BI	114	LEU
8	BI	116	LEU
8	BI	117	GLU
8	BI	121	LYS
8	BI	123	LEU
8	BI	133	HIS
8	BI	140	LEU
8	BI	142	VAL

Continued on next page...

Continued from previous page...

Mol	Chain	Res	Type
9	BN	1	MET
9	BN	2	LYS
9	BN	9	VAL
9	BN	12	ARG
9	BN	28	THR
9	BN	33	LEU
9	BN	34	LEU
9	BN	48	MET
9	BN	55	VAL
9	BN	60	ILE
9	BN	61	ARG
9	BN	62	VAL
9	BN	63	THR
9	BN	67	LEU
9	BN	73	THR
9	BN	76	SER
9	BN	87	LEU
9	BN	93	THR
9	BN	96	GLU
9	BN	97	ARG
9	BN	99	LEU
9	BN	115	ARG
9	BN	120	LEU
9	BN	121	LYS
9	BN	133	GLN
9	BN	137	LYS
10	BO	10	VAL
10	BO	17	ARG
10	BO	24	VAL
10	BO	42	SER
10	BO	48	PRO
10	BO	53	LYS
10	BO	94	ARG
10	BO	98	VAL
10	BO	113	LYS
11	BP	19	VAL
11	BP	21	ARG
11	BP	27	HIS
11	BP	40	SER
11	BP	42	SER
11	BP	59	LEU
11	BP	65	ARG

Continued on next page...

Continued from previous page...

Mol	Chain	Res	Type
11	BP	75	ILE
11	BP	76	LYS
11	BP	83	VAL
11	BP	95	VAL
11	BP	106	LEU
11	BP	112	LEU
11	BP	119	GLU
11	BP	144	GLU
11	BP	148	LEU
12	BQ	1	MET
12	BQ	7	MET
12	BQ	8	LYS
12	BQ	16	ARG
12	BQ	21	THR
12	BQ	42	ILE
12	BQ	45	GLN
12	BQ	56	ARG
12	BQ	59	ARG
12	BQ	63	LYS
12	BQ	75	THR
12	BQ	106	VAL
12	BQ	109	VAL
12	BQ	110	THR
12	BQ	133	ARG
12	BQ	134	ARG
12	BQ	135	ASP
13	BR	1	MET
13	BR	6	SER
13	BR	15	SER
13	BR	17	ARG
13	BR	18	LEU
13	BR	27	SER
13	BR	28	LEU
13	BR	29	LEU
13	BR	33	ARG
13	BR	36	THR
13	BR	44	LEU
13	BR	54	LEU
13	BR	60	LEU
13	BR	65	LEU
13	BR	67	LEU
13	BR	78	LYS

Continued on next page...

Continued from previous page...

Mol	Chain	Res	Type
13	BR	79	LEU
13	BR	86	ARG
13	BR	96	ARG
13	BR	100	LEU
13	BR	105	ARG
13	BR	111	LEU
14	BS	3	ARG
14	BS	5	THR
14	BS	13	ARG
14	BS	20	ARG
14	BS	25	ARG
14	BS	36	TYR
14	BS	38	GLN
14	BS	50	SER
14	BS	52	SER
14	BS	69	VAL
14	BS	78	LEU
14	BS	84	GLN
15	BT	8	LYS
15	BT	49	VAL
15	BT	53	ARG
15	BT	59	THR
15	BT	64	ARG
15	BT	74	ARG
15	BT	78	LEU
15	BT	89	VAL
15	BT	96	ARG
15	BT	118	ARG
16	BU	8	VAL
16	BU	16	LYS
16	BU	27	LEU
16	BU	31	SER
16	BU	36	ARG
16	BU	51	LYS
16	BU	55	ARG
16	BU	59	ARG
16	BU	60	LEU
16	BU	69	CYS
16	BU	74	LEU
16	BU	83	LEU
16	BU	95	LEU
16	BU	104	GLN

Continued on next page...

Continued from previous page...

Mol	Chain	Res	Type
16	BU	108	GLU
16	BU	112	ARG
17	BV	7	THR
17	BV	18	LEU
17	BV	21	ARG
17	BV	28	GLU
17	BV	35	LEU
17	BV	43	GLU
17	BV	46	VAL
17	BV	49	THR
17	BV	52	VAL
17	BV	61	VAL
17	BV	62	LEU
17	BV	70	ILE
17	BV	72	VAL
17	BV	79	VAL
17	BV	85	LYS
17	BV	95	LEU
17	BV	100	ARG
18	BW	11	ARG
18	BW	15	ARG
18	BW	17	VAL
18	BW	18	ARG
18	BW	23	LEU
18	BW	51	LEU
18	BW	59	VAL
18	BW	63	ASP
18	BW	83	LYS
18	BW	97	LYS
18	BW	107	LEU
19	BX	45	THR
19	BX	50	LYS
19	BX	52	VAL
19	BX	57	LEU
19	BX	60	ARG
19	BX	65	ARG
19	BX	66	LEU
19	BX	68	ARG
19	BX	92	LEU
20	BY	23	ARG
20	BY	43	ASN
20	BY	47	LYS

Continued on next page...

Continued from previous page...

Mol	Chain	Res	Type
20	BY	61	ILE
20	BY	72	VAL
20	BY	90	LEU
20	BY	97	ARG
20	BY	101	LYS
21	BZ	5	LEU
21	BZ	6	LYS
21	BZ	11	GLU
21	BZ	18	LEU
21	BZ	19	ARG
21	BZ	61	LEU
21	BZ	72	ARG
21	BZ	73	GLN
21	BZ	81	ARG
21	BZ	82	ARG
21	BZ	86	VAL
21	BZ	87	ASP
21	BZ	91	LEU
21	BZ	121	HIS
21	BZ	126	VAL
21	BZ	128	VAL
21	BZ	144	LEU
21	BZ	161	VAL
21	BZ	162	GLU
21	BZ	165	VAL
21	BZ	170	THR
21	BZ	185	GLU
22	B0	10	THR
22	B0	19	LYS
22	B0	20	ARG
22	B0	46	LYS
22	B0	55	ARG
22	B0	74	ARG
22	B0	77	ARG
23	B1	4	VAL
23	B1	21	ARG
23	B1	40	ARG
23	B1	41	ARG
23	B1	51	VAL
23	B1	58	ILE
23	B1	59	THR
23	B1	95	LEU

Continued on next page...

Continued from previous page...

Mol	Chain	Res	Type
24	B2	28	LYS
24	B2	30	ARG
24	B2	34	GLU
24	B2	45	SER
24	B2	50	ILE
24	B2	52	ASP
24	B2	53	LEU
24	B2	64	LEU
25	B3	8	LEU
25	B3	23	LEU
25	B3	35	ARG
25	B3	40	THR
25	B3	44	ARG
25	B3	58	VAL
26	B4	8	LYS
26	B4	18	CYS
26	B4	22	ILE
26	B4	24	THR
26	B4	27	THR
26	B4	33	VAL
26	B4	34	GLU
26	B4	35	VAL
26	B4	43	TYR
27	B5	6	VAL
27	B5	15	ARG
27	B5	16	ARG
27	B5	23	HIS
27	B5	29	THR
27	B5	37	LYS
27	B5	40	LYS
28	B6	4	GLU
28	B6	6	ARG
28	B6	9	LEU
28	B6	13	CYS
28	B6	14	THR
28	B6	30	THR
28	B6	35	GLU
28	B6	40	CYS
28	B6	44	ARG
29	B7	4	THR
29	B7	8	ASN
29	B7	9	ARG

Continued on next page...

Continued from previous page...

Mol	Chain	Res	Type
29	B7	10	ARG
29	B7	24	THR
29	B7	32	LYS
29	B7	42	LEU
29	B7	43	THR
29	B7	47	ARG
30	B8	14	VAL
30	B8	31	HIS
30	B8	34	TRP
30	B8	35	GLN
30	B8	41	ILE
32	CB	15	VAL
32	CB	16	HIS
32	CB	17	PHE
32	CB	21	ARG
32	CB	24	TRP
32	CB	67	THR
32	CB	73	THR
32	CB	74	LYS
32	CB	80	ILE
32	CB	87	ARG
32	CB	93	VAL
32	CB	94	ASN
32	CB	105	PHE
32	CB	111	ARG
32	CB	121	LEU
32	CB	126	GLU
32	CB	133	LYS
32	CB	137	ARG
32	CB	139	LYS
32	CB	142	LEU
32	CB	145	LEU
32	CB	155	LEU
32	CB	160	ASP
32	CB	170	GLU
32	CB	185	ILE
32	CB	187	LEU
32	CB	190	THR
32	CB	191	ASP
32	CB	193	ASP
32	CB	198	ASP
32	CB	200	ILE

Continued on next page...

Continued from previous page...

Mol	Chain	Res	Type
32	CB	208	ILE
32	CB	210	SER
32	CB	215	LEU
32	CB	221	LEU
32	CB	224	GLN
33	CC	8	ILE
33	CC	19	GLU
33	CC	30	ARG
33	CC	32	LEU
33	CC	35	GLU
33	CC	47	LEU
33	CC	59	ARG
33	CC	70	VAL
33	CC	102	ASN
33	CC	104	GLN
33	CC	112	SER
33	CC	118	GLN
33	CC	130	VAL
33	CC	131	ARG
33	CC	150	LYS
33	CC	154	SER
33	CC	179	ARG
33	CC	184	TYR
33	CC	196	LEU
34	CD	11	LEU
34	CD	12	CYS
34	CD	13	ARG
34	CD	28	SER
34	CD	33	MET
34	CD	36	ARG
34	CD	53	ASP
34	CD	58	LEU
34	CD	65	ARG
34	CD	70	ILE
34	CD	76	ARG
34	CD	83	SER
34	CD	97	LEU
34	CD	106	TYR
34	CD	107	ARG
34	CD	110	PHE
34	CD	127	THR
34	CD	135	LEU

Continued on next page...

Continued from previous page...

Mol	Chain	Res	Type
34	CD	137	SER
34	CD	158	ILE
34	CD	188	LEU
34	CD	196	LEU
35	CE	12	LEU
35	CE	16	THR
35	CE	18	ARG
35	CE	31	LEU
35	CE	34	VAL
35	CE	41	VAL
35	CE	47	LYS
35	CE	51	VAL
35	CE	57	LYS
35	CE	75	THR
35	CE	76	ILE
35	CE	78	HIS
35	CE	79	GLU
35	CE	89	ILE
35	CE	91	LEU
35	CE	116	THR
35	CE	120	THR
35	CE	135	THR
35	CE	137	GLU
35	CE	144	THR
35	CE	147	ASP
35	CE	152	ARG
36	CF	14	LEU
36	CF	15	ASP
36	CF	16	GLN
36	CF	25	ILE
36	CF	36	ARG
36	CF	55	ASP
36	CF	64	GLN
36	CF	69	GLU
36	CF	70	ASP
36	CF	75	LEU
36	CF	89	MET
36	CF	98	LEU
37	CG	6	ARG
37	CG	15	ASP
37	CG	35	LYS
37	CG	37	ASN

Continued on next page...

Continued from previous page...

Mol	Chain	Res	Type
37	CG	51	GLN
37	CG	57	GLU
37	CG	59	LEU
37	CG	69	VAL
37	CG	77	SER
37	CG	80	VAL
37	CG	90	GLU
37	CG	104	LEU
37	CG	113	GLU
37	CG	114	ARG
37	CG	138	LYS
37	CG	142	GLU
37	CG	144	MET
37	CG	146	GLU
38	CH	19	VAL
38	CH	21	LYS
38	CH	25	ASP
38	CH	26	VAL
38	CH	52	ASP
38	CH	54	ASP
38	CH	77	GLU
38	CH	78	GLN
38	CH	84	ARG
38	CH	91	ARG
38	CH	95	VAL
38	CH	99	GLU
38	CH	107	LEU
38	CH	109	ILE
38	CH	112	LEU
38	CH	127	LEU
38	CH	133	LEU
38	CH	137	VAL
39	CI	3	GLN
39	CI	31	GLN
39	CI	34	ASN
39	CI	40	LEU
39	CI	60	ASP
39	CI	104	ARG
39	CI	107	ARG
39	CI	108	VAL
39	CI	117	HIS
40	CJ	16	LEU

Continued on next page...

Continued from previous page...

Mol	Chain	Res	Type
40	CJ	34	VAL
40	CJ	43	ARG
40	CJ	55	LYS
40	CJ	66	ARG
40	CJ	67	THR
40	CJ	68	HIS
40	CJ	96	ILE
40	CJ	97	GLU
40	CJ	100	THR
41	CK	14	VAL
41	CK	33	THR
41	CK	48	ILE
41	CK	63	LEU
41	CK	70	LYS
41	CK	91	ARG
41	CK	96	ARG
41	CK	104	GLN
41	CK	109	VAL
41	CK	114	VAL
41	CK	117	ASN
41	CK	121	PRO
42	CL	33	ARG
42	CL	43	VAL
42	CL	47	LYS
42	CL	53	ARG
42	CL	55	VAL
42	CL	66	VAL
42	CL	70	ILE
42	CL	80	HIS
42	CL	84	LEU
42	CL	97	ARG
42	CL	117	ARG
43	CM	3	ARG
43	CM	4	ILE
43	CM	14	ARG
43	CM	15	VAL
43	CM	16	ASP
43	CM	17	VAL
43	CM	19	LEU
43	CM	47	ASP
43	CM	55	ARG
43	CM	78	ILE

Continued on next page...

Continued from previous page...

Mol	Chain	Res	Type
43	CM	91	ARG
43	CM	101	GLN
43	CM	105	THR
43	CM	110	ARG
44	CN	3	ARG
44	CN	6	LEU
44	CN	7	ILE
44	CN	8	GLU
44	CN	17	LYS
44	CN	18	VAL
44	CN	22	THR
44	CN	23	ARG
44	CN	24	CYS
44	CN	25	VAL
44	CN	33	VAL
45	CO	3	ILE
45	CO	8	LYS
45	CO	24	SER
45	CO	26	GLU
45	CO	35	ARG
45	CO	39	LEU
45	CO	40	SER
45	CO	41	GLU
45	CO	73	GLU
45	CO	76	GLU
45	CO	83	GLU
45	CO	87	ILE
46	CP	1	MET
46	CP	2	VAL
46	CP	6	LEU
46	CP	8	ARG
46	CP	11	SER
46	CP	27	LYS
46	CP	29	ASP
46	CP	45	THR
46	CP	47	ASP
46	CP	62	VAL
46	CP	67	THR
46	CP	69	THR
46	CP	76	GLN
46	CP	79	VAL
47	CQ	13	ASP

Continued on next page...

Continued from previous page...

Mol	Chain	Res	Type
47	CQ	45	HIS
47	CQ	57	VAL
47	CQ	60	ILE
48	CR	32	ARG
48	CR	53	ARG
48	CR	74	ARG
48	CR	76	LEU
48	CR	82	THR
49	CS	7	LYS
49	CS	11	VAL
49	CS	31	ILE
49	CS	32	LYS
49	CS	33	THR
49	CS	36	ARG
49	CS	37	ARG
49	CS	43	GLU
49	CS	44	MET
49	CS	47	HIS
49	CS	52	TYR
49	CS	57	HIS
49	CS	66	MET
49	CS	73	GLU
49	CS	77	THR
49	CS	79	THR
49	CS	83	HIS
50	CT	10	LEU
50	CT	13	LEU
50	CT	24	LEU
50	CT	30	LYS
50	CT	31	SER
50	CT	37	SER
50	CT	38	LYS
50	CT	39	LYS
50	CT	62	LEU
50	CT	71	THR
50	CT	75	ASN
50	CT	80	ARG
51	CU	9	ARG
51	CU	10	ARG
32	DB	15	VAL
32	DB	16	HIS
32	DB	17	PHE

Continued on next page...

Continued from previous page...

Mol	Chain	Res	Type
32	DB	21	ARG
32	DB	24	TRP
32	DB	39	ILE
32	DB	67	THR
32	DB	80	ILE
32	DB	87	ARG
32	DB	90	MET
32	DB	93	VAL
32	DB	94	ASN
32	DB	105	PHE
32	DB	126	GLU
32	DB	133	LYS
32	DB	137	ARG
32	DB	139	LYS
32	DB	142	LEU
32	DB	145	LEU
32	DB	155	LEU
32	DB	158	LEU
32	DB	160	ASP
32	DB	170	GLU
32	DB	185	ILE
32	DB	187	LEU
32	DB	190	THR
32	DB	191	ASP
32	DB	193	ASP
32	DB	198	ASP
32	DB	200	ILE
32	DB	208	ILE
32	DB	214	ILE
32	DB	215	LEU
32	DB	221	LEU
32	DB	224	GLN
33	DC	4	LYS
33	DC	8	ILE
33	DC	10	PHE
33	DC	17	ASP
33	DC	30	ARG
33	DC	36	ASP
33	DC	52	LEU
33	DC	54	ARG
33	DC	59	ARG
33	DC	104	GLN

Continued on next page...

Continued from previous page...

Mol	Chain	Res	Type
33	DC	131	ARG
33	DC	135	LYS
33	DC	144	SER
33	DC	165	THR
33	DC	178	LEU
33	DC	188	LEU
33	DC	202	ILE
33	DC	207	VAL
34	DD	11	LEU
34	DD	13	ARG
34	DD	27	TYR
34	DD	28	SER
34	DD	33	MET
34	DD	36	ARG
34	DD	58	LEU
34	DD	65	ARG
34	DD	70	ILE
34	DD	76	ARG
34	DD	83	SER
34	DD	106	TYR
34	DD	107	ARG
34	DD	126	ILE
34	DD	127	THR
34	DD	135	LEU
34	DD	158	ILE
34	DD	188	LEU
34	DD	193	ASP
35	DE	12	LEU
35	DE	16	THR
35	DE	31	LEU
35	DE	34	VAL
35	DE	41	VAL
35	DE	47	LYS
35	DE	51	VAL
35	DE	57	LYS
35	DE	75	THR
35	DE	76	ILE
35	DE	78	HIS
35	DE	79	GLU
35	DE	80	ILE
35	DE	89	ILE
35	DE	91	LEU

Continued on next page...

Continued from previous page...

Mol	Chain	Res	Type
35	DE	98	THR
35	DE	120	THR
35	DE	137	GLU
35	DE	144	THR
35	DE	147	ASP
36	DF	14	LEU
36	DF	15	ASP
36	DF	16	GLN
36	DF	25	ILE
36	DF	36	ARG
36	DF	55	ASP
36	DF	64	GLN
36	DF	69	GLU
36	DF	70	ASP
36	DF	75	LEU
36	DF	89	MET
36	DF	98	LEU
37	DG	3	ARG
37	DG	9	VAL
37	DG	16	LEU
37	DG	41	ARG
37	DG	45	ASP
37	DG	51	GLN
37	DG	59	LEU
37	DG	72	ARG
37	DG	75	VAL
37	DG	90	GLU
37	DG	98	SER
37	DG	102	ARG
37	DG	104	LEU
37	DG	113	GLU
37	DG	119	ARG
37	DG	126	ASP
38	DH	21	LYS
38	DH	25	ASP
38	DH	29	SER
38	DH	52	ASP
38	DH	54	ASP
38	DH	63	LEU
38	DH	77	GLU
38	DH	78	GLN
38	DH	84	ARG

Continued on next page...

Continued from previous page...

Mol	Chain	Res	Type
38	DH	91	ARG
38	DH	95	VAL
38	DH	97	VAL
38	DH	99	GLU
38	DH	107	LEU
38	DH	109	ILE
38	DH	112	LEU
38	DH	120	THR
38	DH	127	LEU
38	DH	133	LEU
39	DI	27	THR
39	DI	31	GLN
39	DI	64	THR
39	DI	66	ARG
39	DI	104	ARG
39	DI	108	VAL
39	DI	113	LYS
39	DI	124	GLN
40	DJ	16	LEU
40	DJ	21	GLN
40	DJ	38	ILE
40	DJ	55	LYS
40	DJ	59	SER
40	DJ	67	THR
40	DJ	68	HIS
40	DJ	72	VAL
40	DJ	96	ILE
40	DJ	97	GLU
40	DJ	100	THR
41	DK	14	VAL
41	DK	33	THR
41	DK	48	ILE
41	DK	63	LEU
41	DK	70	LYS
41	DK	96	ARG
41	DK	104	GLN
41	DK	107	SER
41	DK	109	VAL
41	DK	114	VAL
42	DL	33	ARG
42	DL	53	ARG
42	DL	55	VAL

Continued on next page...

Continued from previous page...

Mol	Chain	Res	Type
42	DL	66	VAL
42	DL	70	ILE
42	DL	80	HIS
42	DL	84	LEU
42	DL	97	ARG
42	DL	104	VAL
43	DM	4	ILE
43	DM	19	LEU
43	DM	47	ASP
43	DM	49	THR
43	DM	52	GLU
43	DM	53	VAL
43	DM	56	LEU
43	DM	64	TRP
43	DM	65	LYS
43	DM	70	LEU
43	DM	96	LEU
43	DM	108	ARG
43	DM	110	ARG
43	DM	114	ARG
44	DN	3	ARG
44	DN	7	ILE
44	DN	8	GLU
44	DN	18	VAL
44	DN	22	THR
44	DN	24	CYS
44	DN	25	VAL
44	DN	27	CYS
44	DN	33	VAL
44	DN	35	ARG
44	DN	40	CYS
44	DN	41	ARG
44	DN	42	ILE
45	DO	3	ILE
45	DO	24	SER
45	DO	26	GLU
45	DO	35	ARG
45	DO	39	LEU
45	DO	41	GLU
45	DO	65	ARG
45	DO	66	LEU
45	DO	76	GLU

Continued on next page...

Continued from previous page...

Mol	Chain	Res	Type
45	DO	83	GLU
45	DO	87	ILE
46	DP	1	MET
46	DP	2	VAL
46	DP	6	LEU
46	DP	8	ARG
46	DP	27	LYS
46	DP	62	VAL
46	DP	67	THR
46	DP	69	THR
46	DP	76	GLN
46	DP	79	VAL
47	DQ	6	LEU
47	DQ	9	VAL
47	DQ	12	SER
47	DQ	13	ASP
47	DQ	34	LYS
47	DQ	45	HIS
47	DQ	57	VAL
47	DQ	60	ILE
47	DQ	72	ARG
47	DQ	74	LEU
48	DR	21	LYS
48	DR	76	LEU
48	DR	82	THR
49	DS	31	ILE
49	DS	37	ARG
49	DS	66	MET
49	DS	73	GLU
49	DS	79	THR
49	DS	83	HIS
50	DT	13	LEU
50	DT	30	LYS
50	DT	31	SER
50	DT	38	LYS
50	DT	39	LYS
50	DT	71	THR
50	DT	75	ASN
50	DT	80	ARG
51	DU	9	ARG
51	DU	10	ARG
51	DU	12	LYS

Continued on next page...

Continued from previous page...

Mol	Chain	Res	Type
51	DU	15	ARG

Sometimes sidechains can be flipped to improve hydrogen bonding and reduce clashes. All (63) such sidechains are listed below:

Mol	Chain	Res	Type
3	AD	143	HIS
3	AD	253	GLN
4	AE	143	ASN
5	AF	75	HIS
5	AF	169	ASN
6	AG	26	GLN
8	AI	105	HIS
9	AN	133	GLN
10	AO	5	GLN
11	AP	35	HIS
12	AQ	123	HIS
13	AR	3	HIS
13	AR	13	HIS
14	AS	68	GLN
19	AX	31	HIS
20	AY	43	ASN
24	A2	46	GLN
28	A6	20	ASN
28	A6	49	HIS
29	A7	6	GLN
3	BD	143	HIS
3	BD	253	GLN
5	BF	75	HIS
5	BF	169	ASN
6	BG	138	GLN
8	BI	105	HIS
10	BO	5	GLN
12	BQ	123	HIS
13	BR	13	HIS
19	BX	31	HIS
21	BZ	34	ASN
30	B8	35	GLN
32	CB	25	ASN
34	CD	129	ASN
35	CE	20	GLN
35	CE	78	HIS
40	CJ	68	HIS

Continued on next page...

Continued from previous page...

Mol	Chain	Res	Type
43	CM	106	ASN
45	CO	28	GLN
45	CO	62	GLN
49	CS	57	HIS
32	DB	94	ASN
32	DB	95	GLN
32	DB	113	HIS
33	DC	37	GLN
33	DC	181	ASN
34	DD	129	ASN
35	DE	78	HIS
36	DF	73	ASN
36	DF	100	ASN
37	DG	28	ASN
37	DG	109	ASN
38	DH	82	HIS
39	DI	31	GLN
39	DI	124	GLN
40	DJ	13	HIS
40	DJ	56	HIS
43	DM	40	ASN
43	DM	106	ASN
45	DO	28	GLN
46	DP	13	HIS
49	DS	47	HIS
49	DS	83	HIS

5.3.3 RNA [i](#)

Mol	Chain	Analysed	Backbone Outliers	Pucker Outliers
1	AA	2819/2915 (96%)	581 (20%)	59 (2%)
1	BA	2819/2915 (96%)	586 (20%)	60 (2%)
2	AB	119/122 (97%)	25 (21%)	0
2	BB	119/122 (97%)	21 (17%)	0
31	CA	1496/1521 (98%)	339 (22%)	31 (2%)
31	DA	1496/1521 (98%)	341 (22%)	27 (1%)
All	All	8868/9116 (97%)	1893 (21%)	177 (1%)

All (1893) RNA backbone outliers are listed below:

Mol	Chain	Res	Type
1	AA	10	G
1	AA	14	A
1	AA	15	G
1	AA	34	C
1	AA	45	C
1	AA	61	G
1	AA	69	C
1	AA	71	A
1	AA	72	U
1	AA	74	A
1	AA	75	G
1	AA	78	A
1	AA	84	A
1	AA	90	U
1	AA	94	C
1	AA	94(A)	G
1	AA	102	G
1	AA	103	A
1	AA	118	A
1	AA	120	U
1	AA	121	G
1	AA	131	G
1	AA	139(A)	G
1	AA	141	A
1	AA	154	G
1	AA	175	G
1	AA	181	A
1	AA	182	A
1	AA	196	A
1	AA	197	A
1	AA	199	A
1	AA	201	C
1	AA	204	A
1	AA	205	G
1	AA	214	G
1	AA	215	G
1	AA	216	A
1	AA	221	A
1	AA	222	A
1	AA	225	A
1	AA	229	A
1	AA	233	A
1	AA	248	G

Continued on next page...

Continued from previous page...

Mol	Chain	Res	Type
1	AA	249	C
1	AA	250	G
1	AA	252	G
1	AA	271(I)	G
1	AA	271(K)	U
1	AA	271(L)	U
1	AA	271(M)	G
1	AA	271(N)	U
1	AA	271(O)	C
1	AA	271(P)	C
1	AA	271(R)	G
1	AA	272(B)	G
1	AA	272(H)	C
1	AA	275	G
1	AA	279	C
1	AA	287	C
1	AA	310	A
1	AA	311	A
1	AA	324	A
1	AA	329	G
1	AA	330	A
1	AA	332	A
1	AA	333	G
1	AA	342	G
1	AA	352	G
1	AA	363	G
1	AA	363(C)	G
1	AA	363(F)	A
1	AA	366	C
1	AA	372	G
1	AA	386	G
1	AA	404	C
1	AA	405	U
1	AA	406	G
1	AA	411	G
1	AA	412	A
1	AA	415	A
1	AA	428	A
1	AA	443	A
1	AA	444	C
1	AA	448	U
1	AA	454	A

Continued on next page...

Continued from previous page...

Mol	Chain	Res	Type
1	AA	455	C
1	AA	457	A
1	AA	470	A
1	AA	474	G
1	AA	475	U
1	AA	479	A
1	AA	481	G
1	AA	482	A
1	AA	505	A
1	AA	508	G
1	AA	509	C
1	AA	530	G
1	AA	531	C
1	AA	532	A
1	AA	533	G
1	AA	545	G
1	AA	546	C
1	AA	549	G
1	AA	563	G
1	AA	573	G
1	AA	575	A
1	AA	586	A
1	AA	587	C
1	AA	588	U
1	AA	602	G
1	AA	603	A
1	AA	604	G
1	AA	605	C
1	AA	606	U
1	AA	607	U
1	AA	614(B)	G
1	AA	615	G
1	AA	616	G
1	AA	619	G
1	AA	627	A
1	AA	634	C
1	AA	637	A
1	AA	639	U
1	AA	645	C
1	AA	646	A
1	AA	652(B)	A
1	AA	652(C)	G

Continued on next page...

Continued from previous page...

Mol	Chain	Res	Type
1	AA	652(D)	C
1	AA	652(F)	G
1	AA	652(I)	C
1	AA	652(P)	G
1	AA	652(Q)	G
1	AA	652(R)	C
1	AA	652(T)	C
1	AA	652(U)	G
1	AA	657	U
1	AA	669	G
1	AA	670	A
1	AA	686	G
1	AA	708	C
1	AA	717	G
1	AA	726	G
1	AA	730	C
1	AA	752	A
1	AA	753	C
1	AA	764	A
1	AA	765	G
1	AA	775	G
1	AA	776	G
1	AA	782	A
1	AA	784	A
1	AA	785	G
1	AA	787	U
1	AA	792	G
1	AA	794	G
1	AA	796	C
1	AA	805	G
1	AA	812	C
1	AA	819	A
1	AA	822	U
1	AA	827	U
1	AA	828	U
1	AA	829	A
1	AA	830	G
1	AA	857	C
1	AA	859	G
1	AA	879	G
1	AA	884	C
1	AA	885	C

Continued on next page...

Continued from previous page...

Mol	Chain	Res	Type
1	AA	886	C
1	AA	888	C
1	AA	889	C
1	AA	890	A
1	AA	893	C
1	AA	896	A
1	AA	900	A
1	AA	901	A
1	AA	910	A
1	AA	916	G
1	AA	917	A
1	AA	932	G
1	AA	938	G
1	AA	941	A
1	AA	945	A
1	AA	946	G
1	AA	953	A
1	AA	958	U
1	AA	959	A
1	AA	961	C
1	AA	974	G
1	AA	975	C
1	AA	975(A)	G
1	AA	983	A
1	AA	991	C
1	AA	996	A
1	AA	1005	C
1	AA	1012	U
1	AA	1013	C
1	AA	1016	G
1	AA	1021	A
1	AA	1022	G
1	AA	1025	G
1	AA	1026	U
1	AA	1033	U
1	AA	1038	C
1	AA	1039	G
1	AA	1042	G
1	AA	1043	C
1	AA	1044	G
1	AA	1045	A
1	AA	1046	A

Continued on next page...

Continued from previous page...

Mol	Chain	Res	Type
1	AA	1047	G
1	AA	1048	A
1	AA	1049	C
1	AA	1050	A
1	AA	1051	G
1	AA	1052	C
1	AA	1107	G
1	AA	1108	U
1	AA	1109	C
1	AA	1110	G
1	AA	1111	A
1	AA	1112	G
1	AA	1115	G
1	AA	1130	U
1	AA	1135	C
1	AA	1136	G
1	AA	1139	G
1	AA	1141	U
1	AA	1144	G
1	AA	1155	A
1	AA	1171	G
1	AA	1173	G
1	AA	1174	A
1	AA	1175	U
1	AA	1176	G
1	AA	1177	A
1	AA	1178	C
1	AA	1205	U
1	AA	1210	A
1	AA	1211	U
1	AA	1213	A
1	AA	1220	A
1	AA	1230	C
1	AA	1240	U
1	AA	1241	A
1	AA	1249	U
1	AA	1250	G
1	AA	1253	A
1	AA	1256	G
1	AA	1271	G
1	AA	1272	A
1	AA	1273	U

Continued on next page...

Continued from previous page...

Mol	Chain	Res	Type
1	AA	1286	A
1	AA	1300	U
1	AA	1301	A
1	AA	1308	A
1	AA	1313	U
1	AA	1314	C
1	AA	1329	U
1	AA	1332	G
1	AA	1359	A
1	AA	1360	A
1	AA	1365	A
1	AA	1368	G
1	AA	1370	C
1	AA	1379	A
1	AA	1384	A
1	AA	1385	G
1	AA	1386	C
1	AA	1395	A
1	AA	1405	U
1	AA	1416	G
1	AA	1417	C
1	AA	1419	A
1	AA	1420	U
1	AA	1421	G
1	AA	1428	C
1	AA	1437	C
1	AA	1445	A
1	AA	1449	A
1	AA	1450	G
1	AA	1455	G
1	AA	1459	G
1	AA	1461	G
1	AA	1467	C
1	AA	1471	A
1	AA	1478	G
1	AA	1482	G
1	AA	1487	G
1	AA	1488	G
1	AA	1490	A
1	AA	1493	C
1	AA	1495	A
1	AA	1496	A

Continued on next page...

Continued from previous page...

Mol	Chain	Res	Type
1	AA	1497	U
1	AA	1507	A
1	AA	1508	A
1	AA	1509	C
1	AA	1509(A)	A
1	AA	1531	C
1	AA	1541	G
1	AA	1542	A
1	AA	1558	A
1	AA	1559	G
1	AA	1569	A
1	AA	1577	C
1	AA	1578	U
1	AA	1579	A
1	AA	1580	A
1	AA	1581	G
1	AA	1584	C
1	AA	1586	A
1	AA	1598	C
1	AA	1607	C
1	AA	1608	A
1	AA	1609	A
1	AA	1610	A
1	AA	1617	C
1	AA	1618	A
1	AA	1640	C
1	AA	1647	G
1	AA	1648	C
1	AA	1654	A
1	AA	1674	G
1	AA	1696	G
1	AA	1700	A
1	AA	1701	A
1	AA	1703	G
1	AA	1721	G
1	AA	1722	A
1	AA	1739	U
1	AA	1740	G
1	AA	1742	G
1	AA	1746	G
1	AA	1756	G
1	AA	1762	A

Continued on next page...

Continued from previous page...

Mol	Chain	Res	Type
1	AA	1763	G
1	AA	1764	G
1	AA	1773	A
1	AA	1780	A
1	AA	1781	C
1	AA	1782	C
1	AA	1786	A
1	AA	1791	A
1	AA	1799	G
1	AA	1800	C
1	AA	1801	G
1	AA	1816	G
1	AA	1820	U
1	AA	1829	A
1	AA	1834	U
1	AA	1835	G
1	AA	1836	C
1	AA	1840	G
1	AA	1847	A
1	AA	1858	G
1	AA	1877	A
1	AA	1878	G
1	AA	1882	C
1	AA	1900	A
1	AA	1906	G
1	AA	1913	A
1	AA	1914	C
1	AA	1915	U
1	AA	1929	G
1	AA	1930	G
1	AA	1931	U
1	AA	1936	A
1	AA	1937	A
1	AA	1938	A
1	AA	1942	C
1	AA	1955	U
1	AA	1963	U
1	AA	1964	G
1	AA	1965	C
1	AA	1967	C
1	AA	1969	A
1	AA	1970	A

Continued on next page...

Continued from previous page...

Mol	Chain	Res	Type
1	AA	1971	A
1	AA	1972	A
1	AA	1982	C
1	AA	1991	U
1	AA	1992	G
1	AA	1993	U
1	AA	1997	G
1	AA	2018	G
1	AA	2020	A
1	AA	2021	C
1	AA	2023	G
1	AA	2028	U
1	AA	2030	A
1	AA	2031	A
1	AA	2032	G
1	AA	2033	A
1	AA	2036	C
1	AA	2043	C
1	AA	2049	G
1	AA	2052	G
1	AA	2055	C
1	AA	2056	G
1	AA	2060	A
1	AA	2061	G
1	AA	2062	A
1	AA	2063	C
1	AA	2069	G
1	AA	2086	U
1	AA	2098	U
1	AA	2102	U
1	AA	2103	C
1	AA	2104	G
1	AA	2105	C
1	AA	2107	C
1	AA	2108	C
1	AA	2116	G
1	AA	2117	A
1	AA	2118	U
1	AA	2119	A
1	AA	2121	G
1	AA	2123	G
1	AA	2126	A

Continued on next page...

Continued from previous page...

Mol	Chain	Res	Type
1	AA	2127	G
1	AA	2130	U
1	AA	2131	G
1	AA	2133	G
1	AA	2134	A
1	AA	2142	C
1	AA	2144	U
1	AA	2145	C
1	AA	2146	C
1	AA	2147	G
1	AA	2148	G
1	AA	2157	G
1	AA	2159	G
1	AA	2160	G
1	AA	2161	C
1	AA	2162	G
1	AA	2163	C
1	AA	2165	G
1	AA	2166	G
1	AA	2170	A
1	AA	2171	A
1	AA	2172	U
1	AA	2173	A
1	AA	2174	C
1	AA	2184	G
1	AA	2186	G
1	AA	2187	G
1	AA	2189	U
1	AA	2191	G
1	AA	2192	G
1	AA	2198	A
1	AA	2199	A
1	AA	2200	C
1	AA	2201	C
1	AA	2206	G
1	AA	2207	G
1	AA	2208	A
1	AA	2218	U
1	AA	2219	G
1	AA	2225	A
1	AA	2235	G
1	AA	2238	G

Continued on next page...

Continued from previous page...

Mol	Chain	Res	Type
1	AA	2239	G
1	AA	2261	C
1	AA	2268	A
1	AA	2275	C
1	AA	2279	G
1	AA	2282	G
1	AA	2283	C
1	AA	2287	A
1	AA	2288	A
1	AA	2289	G
1	AA	2294	C
1	AA	2296	U
1	AA	2305	A
1	AA	2309	A
1	AA	2311	A
1	AA	2319	G
1	AA	2320	A
1	AA	2325	G
1	AA	2334	G
1	AA	2336	A
1	AA	2347	C
1	AA	2348	U
1	AA	2350	C
1	AA	2354	G
1	AA	2355	C
1	AA	2379	G
1	AA	2383	G
1	AA	2385	C
1	AA	2388	A
1	AA	2406	U
1	AA	2410	G
1	AA	2414	G
1	AA	2422	A
1	AA	2423	U
1	AA	2425	A
1	AA	2429	G
1	AA	2430	A
1	AA	2431	U
1	AA	2434	A
1	AA	2435	A
1	AA	2439	A
1	AA	2440	C

Continued on next page...

Continued from previous page...

Mol	Chain	Res	Type
1	AA	2441	C
1	AA	2446	G
1	AA	2448	A
1	AA	2449	U
1	AA	2468	G
1	AA	2469	A
1	AA	2474	C
1	AA	2476	A
1	AA	2477	C
1	AA	2487	G
1	AA	2489	G
1	AA	2490	G
1	AA	2502	G
1	AA	2505	G
1	AA	2506	U
1	AA	2518	A
1	AA	2520	C
1	AA	2525	G
1	AA	2529	G
1	AA	2535	G
1	AA	2554	U
1	AA	2566	A
1	AA	2567	G
1	AA	2573	C
1	AA	2585	U
1	AA	2608	G
1	AA	2610	C
1	AA	2611	U
1	AA	2612	C
1	AA	2615	U
1	AA	2620	C
1	AA	2629	A
1	AA	2630	G
1	AA	2631	G
1	AA	2638	G
1	AA	2663	G
1	AA	2673	G
1	AA	2685	G
1	AA	2689	U
1	AA	2690	C
1	AA	2707	G
1	AA	2712(A)	A

Continued on next page...

Continued from previous page...

Mol	Chain	Res	Type
1	AA	2713	A
1	AA	2714	G
1	AA	2726	U
1	AA	2732	G
1	AA	2733	A
1	AA	2739	U
1	AA	2757	A
1	AA	2758	A
1	AA	2761	G
1	AA	2764	A
1	AA	2765	A
1	AA	2766	G
1	AA	2778	A
1	AA	2790	A
1	AA	2791	C
1	AA	2802	G
1	AA	2803	C
1	AA	2808	U
1	AA	2818	G
1	AA	2820	A
1	AA	2821	A
1	AA	2833	G
1	AA	2834	G
1	AA	2835	A
1	AA	2839	G
1	AA	2846	G
1	AA	2847	U
1	AA	2872	G
1	AA	2873	A
1	AA	2875	C
1	AA	2880	C
1	AA	2892	A
1	AA	2895	U
1	AA	2897	U
2	AB	2	C
2	AB	5	C
2	AB	7	G
2	AB	8	U
2	AB	9	G
2	AB	12	C
2	AB	13	A
2	AB	20	C

Continued on next page...

Continued from previous page...

Mol	Chain	Res	Type
2	AB	24	G
2	AB	25	A
2	AB	28	C
2	AB	29	A
2	AB	33	G
2	AB	40	U
2	AB	53	A
2	AB	54	G
2	AB	56	G
2	AB	57	A
2	AB	64	C
2	AB	73	A
2	AB	75	G
2	AB	99	G
2	AB	106	G
2	AB	108	U
2	AB	110	G
1	BA	10	G
1	BA	15	G
1	BA	34	C
1	BA	36	G
1	BA	45	C
1	BA	61	G
1	BA	63	U
1	BA	69	C
1	BA	70	G
1	BA	71	A
1	BA	72	U
1	BA	74	A
1	BA	75	G
1	BA	84	A
1	BA	90	U
1	BA	94	C
1	BA	94(A)	G
1	BA	95	G
1	BA	102	G
1	BA	103	A
1	BA	118	A
1	BA	120	U
1	BA	122	G
1	BA	123	G
1	BA	125	G

Continued on next page...

Continued from previous page...

Mol	Chain	Res	Type
1	BA	128	C
1	BA	131	G
1	BA	141	A
1	BA	154	G
1	BA	181	A
1	BA	182	A
1	BA	196	A
1	BA	199	A
1	BA	201	C
1	BA	204	A
1	BA	205	G
1	BA	214	G
1	BA	215	G
1	BA	216	A
1	BA	221	A
1	BA	222	A
1	BA	225	A
1	BA	229	A
1	BA	233	A
1	BA	248	G
1	BA	249	C
1	BA	250	G
1	BA	252	G
1	BA	271(I)	G
1	BA	271(K)	U
1	BA	271(L)	U
1	BA	271(M)	G
1	BA	271(N)	U
1	BA	271(O)	C
1	BA	271(R)	G
1	BA	272(B)	G
1	BA	272(H)	C
1	BA	275	G
1	BA	279	C
1	BA	280	C
1	BA	287	C
1	BA	311	A
1	BA	324	A
1	BA	329	G
1	BA	330	A
1	BA	332	A
1	BA	333	G

Continued on next page...

Continued from previous page...

Mol	Chain	Res	Type
1	BA	342	G
1	BA	352	G
1	BA	363	G
1	BA	363(C)	G
1	BA	363(F)	A
1	BA	366	C
1	BA	371	A
1	BA	372	G
1	BA	386	G
1	BA	396	G
1	BA	405	U
1	BA	406	G
1	BA	411	G
1	BA	412	A
1	BA	415	A
1	BA	416	C
1	BA	428	A
1	BA	443	A
1	BA	444	C
1	BA	448	U
1	BA	455	C
1	BA	457	A
1	BA	463	G
1	BA	470	A
1	BA	475	U
1	BA	481	G
1	BA	482	A
1	BA	491	G
1	BA	494	G
1	BA	505	A
1	BA	508	G
1	BA	509	C
1	BA	530	G
1	BA	531	C
1	BA	532	A
1	BA	533	G
1	BA	545	G
1	BA	546	C
1	BA	549	G
1	BA	563	G
1	BA	571	A
1	BA	573	G

Continued on next page...

Continued from previous page...

Mol	Chain	Res	Type
1	BA	575	A
1	BA	585	G
1	BA	586	A
1	BA	587	C
1	BA	588	U
1	BA	602	G
1	BA	603	A
1	BA	604	G
1	BA	606	U
1	BA	607	U
1	BA	614(A)	U
1	BA	614(B)	G
1	BA	615	G
1	BA	616	G
1	BA	619	G
1	BA	627	A
1	BA	634	C
1	BA	637	A
1	BA	645	C
1	BA	646	A
1	BA	652(B)	A
1	BA	652(C)	G
1	BA	652(D)	C
1	BA	652(F)	G
1	BA	652(I)	C
1	BA	652(P)	G
1	BA	652(Q)	G
1	BA	652(R)	C
1	BA	652(T)	C
1	BA	652(U)	G
1	BA	669	G
1	BA	673	C
1	BA	686	G
1	BA	694	U
1	BA	708	C
1	BA	717	G
1	BA	722	A
1	BA	730	C
1	BA	739	G
1	BA	752	A
1	BA	753	C
1	BA	764	A

Continued on next page...

Continued from previous page...

Mol	Chain	Res	Type
1	BA	765	G
1	BA	775	G
1	BA	776	G
1	BA	777	A
1	BA	782	A
1	BA	784	A
1	BA	785	G
1	BA	787	U
1	BA	792	G
1	BA	805	G
1	BA	812	C
1	BA	819	A
1	BA	827	U
1	BA	828	U
1	BA	829	A
1	BA	830	G
1	BA	857	C
1	BA	859	G
1	BA	863	A
1	BA	879	G
1	BA	884	C
1	BA	885	C
1	BA	886	C
1	BA	888	C
1	BA	889	C
1	BA	890	A
1	BA	893	C
1	BA	896	A
1	BA	899	A
1	BA	900	A
1	BA	901	A
1	BA	910	A
1	BA	915	C
1	BA	916	G
1	BA	917	A
1	BA	932	G
1	BA	934	G
1	BA	938	G
1	BA	941	A
1	BA	945	A
1	BA	946	G
1	BA	953	A

Continued on next page...

Continued from previous page...

Mol	Chain	Res	Type
1	BA	958	U
1	BA	959	A
1	BA	961	C
1	BA	974	G
1	BA	975	C
1	BA	975(A)	G
1	BA	983	A
1	BA	990	A
1	BA	991	C
1	BA	996	A
1	BA	1005	C
1	BA	1012	U
1	BA	1013	C
1	BA	1020	A
1	BA	1022	G
1	BA	1024	G
1	BA	1025	G
1	BA	1026	U
1	BA	1033	U
1	BA	1038	C
1	BA	1039	G
1	BA	1042	G
1	BA	1043	C
1	BA	1044	G
1	BA	1045	A
1	BA	1046	A
1	BA	1047	G
1	BA	1048	A
1	BA	1049	C
1	BA	1050	A
1	BA	1051	G
1	BA	1052	C
1	BA	1107	G
1	BA	1108	U
1	BA	1109	C
1	BA	1110	G
1	BA	1111	A
1	BA	1112	G
1	BA	1115	G
1	BA	1129	A
1	BA	1130	U
1	BA	1135	C

Continued on next page...

Continued from previous page...

Mol	Chain	Res	Type
1	BA	1136	G
1	BA	1139	G
1	BA	1141	U
1	BA	1149	G
1	BA	1155	A
1	BA	1171	G
1	BA	1173	G
1	BA	1174	A
1	BA	1175	U
1	BA	1176	G
1	BA	1177	A
1	BA	1178	C
1	BA	1210	A
1	BA	1211	U
1	BA	1218	C
1	BA	1220	A
1	BA	1240	U
1	BA	1252	G
1	BA	1253	A
1	BA	1256	G
1	BA	1271	G
1	BA	1272	A
1	BA	1273	U
1	BA	1286	A
1	BA	1298	C
1	BA	1300	U
1	BA	1301	A
1	BA	1307	A
1	BA	1313	U
1	BA	1314	C
1	BA	1329	U
1	BA	1332	G
1	BA	1349	A
1	BA	1351	C
1	BA	1359	A
1	BA	1360	A
1	BA	1365	A
1	BA	1368	G
1	BA	1370	C
1	BA	1373	A
1	BA	1380	G
1	BA	1384	A

Continued on next page...

Continued from previous page...

Mol	Chain	Res	Type
1	BA	1385	G
1	BA	1386	C
1	BA	1395	A
1	BA	1416	G
1	BA	1417	C
1	BA	1419	A
1	BA	1420	U
1	BA	1421	G
1	BA	1422	G
1	BA	1428	C
1	BA	1437	C
1	BA	1445	A
1	BA	1449	A
1	BA	1450	G
1	BA	1455	G
1	BA	1459	G
1	BA	1461	G
1	BA	1467	C
1	BA	1471	A
1	BA	1478	G
1	BA	1482	G
1	BA	1487	G
1	BA	1488	G
1	BA	1490	A
1	BA	1493	C
1	BA	1496	A
1	BA	1497	U
1	BA	1507	A
1	BA	1508	A
1	BA	1509	C
1	BA	1509(A)	A
1	BA	1531	C
1	BA	1541	G
1	BA	1542	A
1	BA	1545	A
1	BA	1558	A
1	BA	1559	G
1	BA	1566	A
1	BA	1569	A
1	BA	1577	C
1	BA	1578	U
1	BA	1579	A

Continued on next page...

Continued from previous page...

Mol	Chain	Res	Type
1	BA	1580	A
1	BA	1581	G
1	BA	1582	C
1	BA	1584	C
1	BA	1586	A
1	BA	1598	C
1	BA	1608	A
1	BA	1609	A
1	BA	1610	A
1	BA	1617	C
1	BA	1639	U
1	BA	1640	C
1	BA	1647	G
1	BA	1648	C
1	BA	1654	A
1	BA	1674	G
1	BA	1688	U
1	BA	1696	G
1	BA	1700	A
1	BA	1701	A
1	BA	1721	G
1	BA	1722	A
1	BA	1739	U
1	BA	1742	G
1	BA	1746	G
1	BA	1756	G
1	BA	1762	A
1	BA	1763	G
1	BA	1764	G
1	BA	1773	A
1	BA	1780	A
1	BA	1782	C
1	BA	1786	A
1	BA	1791	A
1	BA	1799	G
1	BA	1800	C
1	BA	1801	G
1	BA	1816	G
1	BA	1820	U
1	BA	1827	C
1	BA	1829	A
1	BA	1834	U

Continued on next page...

Continued from previous page...

Mol	Chain	Res	Type
1	BA	1835	G
1	BA	1840	G
1	BA	1847	A
1	BA	1858	G
1	BA	1877	A
1	BA	1878	G
1	BA	1882	C
1	BA	1889	A
1	BA	1896	G
1	BA	1900	A
1	BA	1906	G
1	BA	1913	A
1	BA	1914	C
1	BA	1915	U
1	BA	1929	G
1	BA	1930	G
1	BA	1931	U
1	BA	1936	A
1	BA	1937	A
1	BA	1938	A
1	BA	1955	U
1	BA	1963	U
1	BA	1964	G
1	BA	1967	C
1	BA	1969	A
1	BA	1970	A
1	BA	1971	A
1	BA	1972	A
1	BA	1982	C
1	BA	1983	C
1	BA	1991	U
1	BA	1992	G
1	BA	1993	U
1	BA	1997	G
1	BA	2020	A
1	BA	2023	G
1	BA	2024	G
1	BA	2030	A
1	BA	2031	A
1	BA	2032	G
1	BA	2033	A
1	BA	2036	C

Continued on next page...

Continued from previous page...

Mol	Chain	Res	Type
1	BA	2043	C
1	BA	2055	C
1	BA	2056	G
1	BA	2060	A
1	BA	2061	G
1	BA	2062	A
1	BA	2063	C
1	BA	2069	G
1	BA	2098	U
1	BA	2102	U
1	BA	2103	C
1	BA	2104	G
1	BA	2105	C
1	BA	2107	C
1	BA	2108	C
1	BA	2116	G
1	BA	2117	A
1	BA	2118	U
1	BA	2119	A
1	BA	2121	G
1	BA	2123	G
1	BA	2124	G
1	BA	2126	A
1	BA	2127	G
1	BA	2130	U
1	BA	2131	G
1	BA	2133	G
1	BA	2134	A
1	BA	2142	C
1	BA	2144	U
1	BA	2145	C
1	BA	2146	C
1	BA	2147	G
1	BA	2148	G
1	BA	2157	G
1	BA	2159	G
1	BA	2160	G
1	BA	2161	C
1	BA	2163	C
1	BA	2165	G
1	BA	2166	G
1	BA	2167	U

Continued on next page...

Continued from previous page...

Mol	Chain	Res	Type
1	BA	2170	A
1	BA	2172	U
1	BA	2173	A
1	BA	2174	C
1	BA	2180	U
1	BA	2184	G
1	BA	2186	G
1	BA	2187	G
1	BA	2191	G
1	BA	2192	G
1	BA	2198	A
1	BA	2199	A
1	BA	2200	C
1	BA	2201	C
1	BA	2205	C
1	BA	2206	G
1	BA	2207	G
1	BA	2208	A
1	BA	2218	U
1	BA	2219	G
1	BA	2225	A
1	BA	2226	C
1	BA	2235	G
1	BA	2238	G
1	BA	2239	G
1	BA	2261	C
1	BA	2268	A
1	BA	2273	A
1	BA	2275	C
1	BA	2282	G
1	BA	2283	C
1	BA	2287	A
1	BA	2288	A
1	BA	2289	G
1	BA	2296	U
1	BA	2305	A
1	BA	2309	A
1	BA	2311	A
1	BA	2319	G
1	BA	2320	A
1	BA	2325	G
1	BA	2334	G

Continued on next page...

Continued from previous page...

Mol	Chain	Res	Type
1	BA	2336	A
1	BA	2347	C
1	BA	2350	C
1	BA	2354	G
1	BA	2355	C
1	BA	2377	A
1	BA	2379	G
1	BA	2383	G
1	BA	2385	C
1	BA	2406	U
1	BA	2410	G
1	BA	2414	G
1	BA	2422	A
1	BA	2424	C
1	BA	2425	A
1	BA	2429	G
1	BA	2430	A
1	BA	2434	A
1	BA	2435	A
1	BA	2439	A
1	BA	2440	C
1	BA	2441	C
1	BA	2446	G
1	BA	2448	A
1	BA	2449	U
1	BA	2468	G
1	BA	2469	A
1	BA	2471	C
1	BA	2474	C
1	BA	2476	A
1	BA	2477	C
1	BA	2478	A
1	BA	2490	G
1	BA	2498	C
1	BA	2502	G
1	BA	2505	G
1	BA	2506	U
1	BA	2518	A
1	BA	2520	C
1	BA	2525	G
1	BA	2529	G
1	BA	2535	G

Continued on next page...

Continued from previous page...

Mol	Chain	Res	Type
1	BA	2554	U
1	BA	2564	A
1	BA	2566	A
1	BA	2567	G
1	BA	2569	G
1	BA	2573	C
1	BA	2582	G
1	BA	2585	U
1	BA	2608	G
1	BA	2609	U
1	BA	2610	C
1	BA	2611	U
1	BA	2612	C
1	BA	2615	U
1	BA	2629	A
1	BA	2630	G
1	BA	2654	A
1	BA	2663	G
1	BA	2673	G
1	BA	2679	A
1	BA	2682	U
1	BA	2690	C
1	BA	2702	U
1	BA	2703	C
1	BA	2712(A)	A
1	BA	2713	A
1	BA	2714	G
1	BA	2718	G
1	BA	2726	U
1	BA	2733	A
1	BA	2758	A
1	BA	2761	G
1	BA	2765	A
1	BA	2766	G
1	BA	2778	A
1	BA	2780	G
1	BA	2789	C
1	BA	2790	A
1	BA	2791	C
1	BA	2802	G
1	BA	2803	C
1	BA	2808	U

Continued on next page...

Continued from previous page...

Mol	Chain	Res	Type
1	BA	2818	G
1	BA	2820	A
1	BA	2821	A
1	BA	2824	C
1	BA	2832	U
1	BA	2833	G
1	BA	2834	G
1	BA	2835	A
1	BA	2847	U
1	BA	2872	G
1	BA	2873	A
1	BA	2880	C
1	BA	2892	A
1	BA	2895	U
1	BA	2897	U
2	BB	2	C
2	BB	8	U
2	BB	9	G
2	BB	12	C
2	BB	13	A
2	BB	20	C
2	BB	25	A
2	BB	29	A
2	BB	33	G
2	BB	40	U
2	BB	47	C
2	BB	53	A
2	BB	54	G
2	BB	56	G
2	BB	73	A
2	BB	75	G
2	BB	88	C
2	BB	99	G
2	BB	106	G
2	BB	108	U
2	BB	110	G
31	CA	4	U
31	CA	7	G
31	CA	8	A
31	CA	9	G
31	CA	10	A
31	CA	14	U

Continued on next page...

Continued from previous page...

Mol	Chain	Res	Type
31	CA	32	A
31	CA	39	G
31	CA	44	G
31	CA	47	C
31	CA	48	C
31	CA	51	A
31	CA	60	A
31	CA	61	G
31	CA	65	U
31	CA	67	C
31	CA	70	G
31	CA	72	C
31	CA	76	C
31	CA	77	G
31	CA	78	G
31	CA	79	G
31	CA	92	C
31	CA	96	U
31	CA	97	G
31	CA	98	G
31	CA	115	G
31	CA	116	A
31	CA	119	A
31	CA	120	A
31	CA	121	C
31	CA	131	C
31	CA	138	G
31	CA	142	G
31	CA	144	G
31	CA	146	G
31	CA	150	C
31	CA	162	A
31	CA	163	C
31	CA	167	G
31	CA	169	C
31	CA	170	U
31	CA	173	U
31	CA	182	U
31	CA	189(G)	G
31	CA	189(H)	G
31	CA	195	A
31	CA	197	A

Continued on next page...

Continued from previous page...

Mol	Chain	Res	Type
31	CA	199	G
31	CA	201	C
31	CA	203	U
31	CA	204	U
31	CA	216	G
31	CA	231	G
31	CA	243	A
31	CA	244	U
31	CA	247	G
31	CA	251	G
31	CA	266	G
31	CA	267	C
31	CA	281	G
31	CA	289	G
31	CA	321	A
31	CA	328	C
31	CA	330	C
31	CA	332	G
31	CA	341	C
31	CA	345	C
31	CA	347	G
31	CA	348	G
31	CA	350	G
31	CA	352	C
31	CA	353	A
31	CA	354	G
31	CA	355	C
31	CA	363	A
31	CA	366	C
31	CA	367	U
31	CA	372	C
31	CA	373	A
31	CA	384	G
31	CA	388	G
31	CA	392	G
31	CA	397	A
31	CA	398	C
31	CA	406	G
31	CA	411	A
31	CA	412	A
31	CA	413	G
31	CA	414	A

Continued on next page...

Continued from previous page...

Mol	Chain	Res	Type
31	CA	422	C
31	CA	423	G
31	CA	424	G
31	CA	428	G
31	CA	429	U
31	CA	433	C
31	CA	435	C
31	CA	436	C
31	CA	437	U
31	CA	439	A
31	CA	442	C
31	CA	451	A
31	CA	452	A
31	CA	461	A
31	CA	473	G
31	CA	475	G
31	CA	476	G
31	CA	483	C
31	CA	484	G
31	CA	485	G
31	CA	496	A
31	CA	498	U
31	CA	505	G
31	CA	509	A
31	CA	510	A
31	CA	511	C
31	CA	518	C
31	CA	520	A
31	CA	527	G
31	CA	531	U
31	CA	532	A
31	CA	533	A
31	CA	534	U
31	CA	547	A
31	CA	559	A
31	CA	560	U
31	CA	561	U
31	CA	562	C
31	CA	567	G
31	CA	572	A
31	CA	573	A
31	CA	576	G

Continued on next page...

Continued from previous page...

Mol	Chain	Res	Type
31	CA	577	G
31	CA	592	G
31	CA	596	C
31	CA	630	G
31	CA	631	G
31	CA	632	A
31	CA	653	A
31	CA	665	A
31	CA	687	A
31	CA	688	G
31	CA	723	U
31	CA	724	G
31	CA	731	G
31	CA	749	C
31	CA	752	G
31	CA	753	A
31	CA	754	C
31	CA	755	G
31	CA	777	A
31	CA	786	G
31	CA	792	A
31	CA	793	U
31	CA	794	A
31	CA	796	C
31	CA	817	C
31	CA	818	G
31	CA	821	G
31	CA	827	U
31	CA	828	A
31	CA	829	G
31	CA	833	U
31	CA	836	G
31	CA	839	U
31	CA	840	C
31	CA	841	U
31	CA	848	C
31	CA	851	G
31	CA	859	A
31	CA	870	U
31	CA	872	A
31	CA	902	G
31	CA	913	A

Continued on next page...

Continued from previous page...

Mol	Chain	Res	Type
31	CA	914	A
31	CA	926	G
31	CA	927	G
31	CA	934	C
31	CA	935	A
31	CA	961	U
31	CA	962	C
31	CA	969	A
31	CA	971	G
31	CA	972	C
31	CA	974	A
31	CA	975	A
31	CA	976	G
31	CA	977	A
31	CA	989	C
31	CA	992	U
31	CA	993	G
31	CA	1000	U
31	CA	1001(A)	G
31	CA	1004	A
31	CA	1005	A
31	CA	1009	G
31	CA	1010	G
31	CA	1011	G
31	CA	1012	U
31	CA	1016	A
31	CA	1019	C
31	CA	1023	G
31	CA	1025	U
31	CA	1026	G
31	CA	1027	C
31	CA	1028	C
31	CA	1029	C
31	CA	1030(A)	G
31	CA	1030(B)	C
31	CA	1030(C)	G
31	CA	1032	G
31	CA	1034	G
31	CA	1035	A
31	CA	1036	G
31	CA	1044	A
31	CA	1053	G

Continued on next page...

Continued from previous page...

Mol	Chain	Res	Type
31	CA	1054	C
31	CA	1064	G
31	CA	1065	U
31	CA	1066	C
31	CA	1068	G
31	CA	1077	G
31	CA	1081	G
31	CA	1086	U
31	CA	1091	U
31	CA	1094	G
31	CA	1095	U
31	CA	1101	A
31	CA	1103	C
31	CA	1110	A
31	CA	1124	G
31	CA	1125	U
31	CA	1126	U
31	CA	1127	G
31	CA	1129	C
31	CA	1136	U
31	CA	1137	C
31	CA	1138	G
31	CA	1139	G
31	CA	1140	C
31	CA	1145	C
31	CA	1146	A
31	CA	1147	C
31	CA	1151	A
31	CA	1152	A
31	CA	1157	A
31	CA	1159	U
31	CA	1160	G
31	CA	1166	G
31	CA	1174	G
31	CA	1180	A
31	CA	1181	G
31	CA	1182	G
31	CA	1193	G
31	CA	1196	U
31	CA	1197	G
31	CA	1201	A
31	CA	1202	G

Continued on next page...

Continued from previous page...

Mol	Chain	Res	Type
31	CA	1203	C
31	CA	1209	C
31	CA	1212	U
31	CA	1213	A
31	CA	1214	C
31	CA	1215	G
31	CA	1225	A
31	CA	1227	A
31	CA	1238	A
31	CA	1240	U
31	CA	1248	A
31	CA	1250	A
31	CA	1256	A
31	CA	1257	U
31	CA	1258	G
31	CA	1263	C
31	CA	1270	C
31	CA	1273	G
31	CA	1278	U
31	CA	1280	A
31	CA	1282	C
31	CA	1286	A
31	CA	1287	A
31	CA	1292	U
31	CA	1294	G
31	CA	1297	C
31	CA	1300	G
31	CA	1301	U
31	CA	1302	U
31	CA	1305	G
31	CA	1317	C
31	CA	1320	C
31	CA	1322	C
31	CA	1323	G
31	CA	1326	C
31	CA	1331	G
31	CA	1336	C
31	CA	1338	G
31	CA	1346	A
31	CA	1347	G
31	CA	1351	U
31	CA	1353	G

Continued on next page...

Continued from previous page...

Mol	Chain	Res	Type
31	CA	1358	U
31	CA	1360	A
31	CA	1363	C
31	CA	1363(A)	A
31	CA	1364	U
31	CA	1365	G
31	CA	1370	G
31	CA	1379	G
31	CA	1381	U
31	CA	1397	C
31	CA	1398	A
31	CA	1399	C
31	CA	1400	C
31	CA	1402	C
31	CA	1419	G
31	CA	1423	G
31	CA	1442	G
31	CA	1442(A)	G
31	CA	1442(B)	A
31	CA	1447	A
31	CA	1452	C
31	CA	1456	G
31	CA	1457	G
31	CA	1487	G
31	CA	1492	A
31	CA	1493	A
31	CA	1494	G
31	CA	1497	G
31	CA	1502	A
31	CA	1503	A
31	CA	1504	G
31	CA	1505	G
31	CA	1506	U
31	CA	1507	A
31	CA	1517	G
31	CA	1519	A
31	CA	1520	G
31	CA	1529	G
31	CA	1530	G
31	DA	4	U
31	DA	7	G
31	DA	8	A

Continued on next page...

Continued from previous page...

Mol	Chain	Res	Type
31	DA	9	G
31	DA	10	A
31	DA	14	U
31	DA	22	G
31	DA	26	A
31	DA	32	A
31	DA	39	G
31	DA	47	C
31	DA	48	C
31	DA	51	A
31	DA	61	G
31	DA	70	G
31	DA	72	C
31	DA	76	C
31	DA	77	G
31	DA	78	G
31	DA	79	G
31	DA	92	C
31	DA	96	U
31	DA	97	G
31	DA	98	G
31	DA	101	A
31	DA	115	G
31	DA	116	A
31	DA	119	A
31	DA	120	A
31	DA	121	C
31	DA	131	C
31	DA	144	G
31	DA	146	G
31	DA	150	C
31	DA	162	A
31	DA	163	C
31	DA	167	G
31	DA	169	C
31	DA	173	U
31	DA	182	U
31	DA	189(F)	U
31	DA	189(G)	G
31	DA	189(H)	G
31	DA	195	A
31	DA	197	A

Continued on next page...

Continued from previous page...

Mol	Chain	Res	Type
31	DA	201	C
31	DA	203	U
31	DA	204	U
31	DA	216	G
31	DA	217	C
31	DA	231	G
31	DA	243	A
31	DA	244	U
31	DA	247	G
31	DA	251	G
31	DA	266	G
31	DA	267	C
31	DA	280	C
31	DA	281	G
31	DA	289	G
31	DA	301	G
31	DA	321	A
31	DA	328	C
31	DA	330	C
31	DA	332	G
31	DA	341	C
31	DA	344	A
31	DA	345	C
31	DA	347	G
31	DA	348	G
31	DA	350	G
31	DA	351	G
31	DA	352	C
31	DA	353	A
31	DA	354	G
31	DA	355	C
31	DA	363	A
31	DA	366	C
31	DA	367	U
31	DA	372	C
31	DA	373	A
31	DA	392	G
31	DA	397	A
31	DA	398	C
31	DA	406	G
31	DA	411	A
31	DA	412	A

Continued on next page...

Continued from previous page...

Mol	Chain	Res	Type
31	DA	413	G
31	DA	414	A
31	DA	421	U
31	DA	422	C
31	DA	423	G
31	DA	424	G
31	DA	428	G
31	DA	429	U
31	DA	433	C
31	DA	435	C
31	DA	437	U
31	DA	439	A
31	DA	442	C
31	DA	452	A
31	DA	461	A
31	DA	473	G
31	DA	475	G
31	DA	476	G
31	DA	483	C
31	DA	484	G
31	DA	485	G
31	DA	496	A
31	DA	498	U
31	DA	505	G
31	DA	509	A
31	DA	510	A
31	DA	511	C
31	DA	518	C
31	DA	527	G
31	DA	531	U
31	DA	532	A
31	DA	533	A
31	DA	534	U
31	DA	547	A
31	DA	559	A
31	DA	560	U
31	DA	561	U
31	DA	562	C
31	DA	567	G
31	DA	572	A
31	DA	573	A
31	DA	575	G

Continued on next page...

Continued from previous page...

Mol	Chain	Res	Type
31	DA	576	G
31	DA	596	C
31	DA	607	A
31	DA	623	C
31	DA	630	G
31	DA	631	G
31	DA	632	A
31	DA	653	A
31	DA	665	A
31	DA	687	A
31	DA	688	G
31	DA	723	U
31	DA	724	G
31	DA	731	G
31	DA	749	C
31	DA	753	A
31	DA	755	G
31	DA	777	A
31	DA	786	G
31	DA	792	A
31	DA	793	U
31	DA	794	A
31	DA	801	U
31	DA	810	C
31	DA	817	C
31	DA	821	G
31	DA	827	U
31	DA	828	A
31	DA	829	G
31	DA	833	U
31	DA	836	G
31	DA	839	U
31	DA	840	C
31	DA	841	U
31	DA	848	C
31	DA	851	G
31	DA	859	A
31	DA	870	U
31	DA	872	A
31	DA	902	G
31	DA	914	A
31	DA	926	G

Continued on next page...

Continued from previous page...

Mol	Chain	Res	Type
31	DA	927	G
31	DA	934	C
31	DA	935	A
31	DA	940	C
31	DA	942	G
31	DA	958	A
31	DA	960	U
31	DA	961	U
31	DA	966	G
31	DA	969	A
31	DA	971	G
31	DA	974	A
31	DA	975	A
31	DA	976	G
31	DA	977	A
31	DA	978	A
31	DA	991	U
31	DA	992	U
31	DA	993	G
31	DA	997	U
31	DA	1000	U
31	DA	1001	A
31	DA	1003	G
31	DA	1004	A
31	DA	1005	A
31	DA	1010	G
31	DA	1011	G
31	DA	1012	U
31	DA	1023	G
31	DA	1025	U
31	DA	1026	G
31	DA	1027	C
31	DA	1028	C
31	DA	1029	C
31	DA	1030	C
31	DA	1030(A)	G
31	DA	1030(B)	C
31	DA	1030(C)	G
31	DA	1031	G
31	DA	1032	G
31	DA	1033	G
31	DA	1034	G

Continued on next page...

Continued from previous page...

Mol	Chain	Res	Type
31	DA	1036	G
31	DA	1037	C
31	DA	1050	G
31	DA	1051	C
31	DA	1054	C
31	DA	1064	G
31	DA	1065	U
31	DA	1066	C
31	DA	1068	G
31	DA	1081	G
31	DA	1086	U
31	DA	1087	G
31	DA	1091	U
31	DA	1092	A
31	DA	1094	G
31	DA	1095	U
31	DA	1100	C
31	DA	1101	A
31	DA	1112	C
31	DA	1117	G
31	DA	1121	U
31	DA	1124	G
31	DA	1125	U
31	DA	1126	U
31	DA	1127	G
31	DA	1129	C
31	DA	1136	U
31	DA	1137	C
31	DA	1138	G
31	DA	1139	G
31	DA	1140	C
31	DA	1143	G
31	DA	1146	A
31	DA	1147	C
31	DA	1152	A
31	DA	1154	G
31	DA	1159	U
31	DA	1160	G
31	DA	1161	C
31	DA	1166	G
31	DA	1170	A
31	DA	1171	G

Continued on next page...

Continued from previous page...

Mol	Chain	Res	Type
31	DA	1180	A
31	DA	1181	G
31	DA	1182	G
31	DA	1184	G
31	DA	1185	G
31	DA	1186	G
31	DA	1188	A
31	DA	1196	U
31	DA	1197	G
31	DA	1200	C
31	DA	1202	G
31	DA	1209	C
31	DA	1211	U
31	DA	1212	U
31	DA	1213	A
31	DA	1225	A
31	DA	1226	C
31	DA	1236	A
31	DA	1238	A
31	DA	1240	U
31	DA	1256	A
31	DA	1257	U
31	DA	1258	G
31	DA	1260	C
31	DA	1268	A
31	DA	1272	G
31	DA	1273	G
31	DA	1278	U
31	DA	1280	A
31	DA	1281	U
31	DA	1282	C
31	DA	1284	C
31	DA	1286	A
31	DA	1287	A
31	DA	1290	G
31	DA	1293	G
31	DA	1294	G
31	DA	1297	C
31	DA	1299	A
31	DA	1300	G
31	DA	1301	U
31	DA	1302	U

Continued on next page...

Continued from previous page...

Mol	Chain	Res	Type
31	DA	1312	G
31	DA	1317	C
31	DA	1320	C
31	DA	1322	C
31	DA	1323	G
31	DA	1331	G
31	DA	1336	C
31	DA	1338	G
31	DA	1346	A
31	DA	1347	G
31	DA	1358	U
31	DA	1363	C
31	DA	1364	U
31	DA	1368	G
31	DA	1379	G
31	DA	1386	G
31	DA	1389	C
31	DA	1397	C
31	DA	1399	C
31	DA	1419	G
31	DA	1442	G
31	DA	1442(A)	G
31	DA	1442(B)	A
31	DA	1447	A
31	DA	1452	C
31	DA	1456	G
31	DA	1457	G
31	DA	1487	G
31	DA	1492	A
31	DA	1493	A
31	DA	1494	G
31	DA	1497	G
31	DA	1502	A
31	DA	1503	A
31	DA	1504	G
31	DA	1505	G
31	DA	1506	U
31	DA	1507	A
31	DA	1508	G
31	DA	1517	G
31	DA	1519	A
31	DA	1520	G

Continued on next page...

Continued from previous page...

Mol	Chain	Res	Type
31	DA	1529	G
31	DA	1530	G

All (177) RNA pucker outliers are listed below:

Mol	Chain	Res	Type
1	AA	9	U
1	AA	71	A
1	AA	102	G
1	AA	196	A
1	AA	221	A
1	AA	271(K)	U
1	AA	271(M)	G
1	AA	278	A
1	AA	310	A
1	AA	363(E)	U
1	AA	474	G
1	AA	481	G
1	AA	587	C
1	AA	669	G
1	AA	752	A
1	AA	827	U
1	AA	856	C
1	AA	900	A
1	AA	1047	G
1	AA	1049	C
1	AA	1106	A
1	AA	1108	U
1	AA	1174	A
1	AA	1175	U
1	AA	1176	G
1	AA	1210	A
1	AA	1240	U
1	AA	1300	U
1	AA	1301	A
1	AA	1378	A
1	AA	1420	U
1	AA	1427	A
1	AA	1507	A
1	AA	1530	C
1	AA	1558	A
1	AA	1559	G

Continued on next page...

Continued from previous page...

Mol	Chain	Res	Type
1	AA	1608	A
1	AA	1653	G
1	AA	1786	A
1	AA	1799	G
1	AA	1819	A
1	AA	1992	G
1	AA	2122	U
1	AA	2126	A
1	AA	2171	A
1	AA	2172	U
1	AA	2207	G
1	AA	2218	U
1	AA	2282	G
1	AA	2318	G
1	AA	2405	G
1	AA	2439	A
1	AA	2610	C
1	AA	2689	U
1	AA	2726	U
1	AA	2756	U
1	AA	2778	A
1	AA	2789	C
1	AA	2802	G
1	BA	9	U
1	BA	71	A
1	BA	102	G
1	BA	196	A
1	BA	221	A
1	BA	249	C
1	BA	271(K)	U
1	BA	271(M)	G
1	BA	278	A
1	BA	363(E)	U
1	BA	405	U
1	BA	474	G
1	BA	481	G
1	BA	587	C
1	BA	746	A
1	BA	752	A
1	BA	827	U
1	BA	856	C
1	BA	900	A

Continued on next page...

Continued from previous page...

Mol	Chain	Res	Type
1	BA	974	G
1	BA	1026	U
1	BA	1047	G
1	BA	1049	C
1	BA	1106	A
1	BA	1108	U
1	BA	1174	A
1	BA	1175	U
1	BA	1176	G
1	BA	1210	A
1	BA	1300	U
1	BA	1301	A
1	BA	1378	A
1	BA	1420	U
1	BA	1427	A
1	BA	1507	A
1	BA	1530	C
1	BA	1558	A
1	BA	1608	A
1	BA	1653	G
1	BA	1799	G
1	BA	1819	A
1	BA	1914	C
1	BA	1992	G
1	BA	2104	G
1	BA	2122	U
1	BA	2126	A
1	BA	2171	A
1	BA	2172	U
1	BA	2207	G
1	BA	2218	U
1	BA	2282	G
1	BA	2318	G
1	BA	2319	G
1	BA	2405	G
1	BA	2439	A
1	BA	2610	C
1	BA	2689	U
1	BA	2778	A
1	BA	2789	C
1	BA	2802	G
31	CA	60	A

Continued on next page...

Continued from previous page...

Mol	Chain	Res	Type
31	CA	76	C
31	CA	93	G
31	CA	96	U
31	CA	115	G
31	CA	119	A
31	CA	243	A
31	CA	250	A
31	CA	266	G
31	CA	344	A
31	CA	366	C
31	CA	428	G
31	CA	438	G
31	CA	509	A
31	CA	533	A
31	CA	560	U
31	CA	687	A
31	CA	748	C
31	CA	793	U
31	CA	913	A
31	CA	991	U
31	CA	1064	G
31	CA	1065	U
31	CA	1067	A
31	CA	1165	C
31	CA	1201	A
31	CA	1279	A
31	CA	1285	A
31	CA	1300	G
31	CA	1492	A
31	CA	1504	G
31	DA	60	A
31	DA	76	C
31	DA	93	G
31	DA	96	U
31	DA	115	G
31	DA	119	A
31	DA	243	A
31	DA	266	G
31	DA	344	A
31	DA	366	C
31	DA	428	G
31	DA	509	A

Continued on next page...

Continued from previous page...

Mol	Chain	Res	Type
31	DA	533	A
31	DA	560	U
31	DA	687	A
31	DA	748	C
31	DA	913	A
31	DA	991	U
31	DA	1065	U
31	DA	1067	A
31	DA	1165	C
31	DA	1201	A
31	DA	1211	U
31	DA	1285	A
31	DA	1300	G
31	DA	1492	A
31	DA	1504	G

5.4 Non-standard residues in protein, DNA, RNA chains [i](#)

There are no non-standard protein/DNA/RNA residues in this entry.

5.5 Carbohydrates [i](#)

There are no monosaccharides in this entry.

5.6 Ligand geometry [i](#)

Of 6 ligands modelled in this entry, 4 are monoatomic - leaving 2 for Mogul analysis.

In the following table, the Counts columns list the number of bonds (or angles) for which Mogul statistics could be retrieved, the number of bonds (or angles) that are observed in the model and the number of bonds (or angles) that are defined in the Chemical Component Dictionary. The Link column lists molecule types, if any, to which the group is linked. The Z score for a bond length (or angle) is the number of standard deviations the observed value is removed from the expected value. A bond length (or angle) with $|Z| > 2$ is considered an outlier worth inspection. RMSZ is the root-mean-square of all Z scores of the bond lengths (or angles).

Mol	Type	Chain	Res	Link	Bond lengths			Bond angles		
					Counts	RMSZ	# Z > 2	Counts	RMSZ	# Z > 2
52	T8B	BA	3001	53	48,48,48	0.99	2 (4%)	63,71,71	1.22	8 (12%)
52	T8B	AA	3001	53	48,48,48	0.99	2 (4%)	63,71,71	1.22	8 (12%)

In the following table, the Chirals column lists the number of chiral outliers, the number of chiral centers analysed, the number of these observed in the model and the number defined in the Chemical Component Dictionary. Similar counts are reported in the Torsion and Rings columns. '-' means no outliers of that kind were identified.

Mol	Type	Chain	Res	Link	Chirals	Torsions	Rings
52	T8B	BA	3001	53	-	1/26/26/26	0/5/5/5
52	T8B	AA	3001	53	-	1/26/26/26	0/5/5/5

All (4) bond length outliers are listed below:

Mol	Chain	Res	Type	Atoms	Z	Observed(Å)	Ideal(Å)
52	AA	3001	T8B	O11-C26	3.09	1.38	1.32
52	BA	3001	T8B	O11-C26	3.08	1.38	1.32
52	BA	3001	T8B	C25-C24	2.28	1.50	1.43
52	AA	3001	T8B	C25-C24	2.27	1.50	1.43

All (16) bond angle outliers are listed below:

Mol	Chain	Res	Type	Atoms	Z	Observed(°)	Ideal(°)
52	BA	3001	T8B	C21-C23-C24	-4.15	120.19	125.03
52	AA	3001	T8B	C21-C23-C24	-4.14	120.21	125.03
52	BA	3001	T8B	O5-C14-O6	3.13	120.29	116.44
52	AA	3001	T8B	O5-C14-O6	3.13	120.29	116.44
52	BA	3001	T8B	O11-C26-C25	2.76	124.96	121.09
52	AA	3001	T8B	O11-C26-C25	2.74	124.92	121.09
52	BA	3001	T8B	C28-C27-C32	2.63	121.45	118.15
52	AA	3001	T8B	C28-C27-C32	2.62	121.44	118.15
52	AA	3001	T8B	O5-C11-C12	2.59	117.33	112.25
52	BA	3001	T8B	O5-C11-C12	2.58	117.32	112.25
52	AA	3001	T8B	C26-C25-C24	2.12	124.06	120.84
52	BA	3001	T8B	C26-C25-C24	2.11	124.05	120.84
52	BA	3001	T8B	O4-C12-O3	2.09	127.55	123.53
52	BA	3001	T8B	O4-C12-C11	-2.07	108.73	111.76
52	AA	3001	T8B	O4-C12-O3	2.07	127.51	123.53
52	AA	3001	T8B	O4-C12-C11	-2.05	108.77	111.76

There are no chirality outliers.

All (2) torsion outliers are listed below:

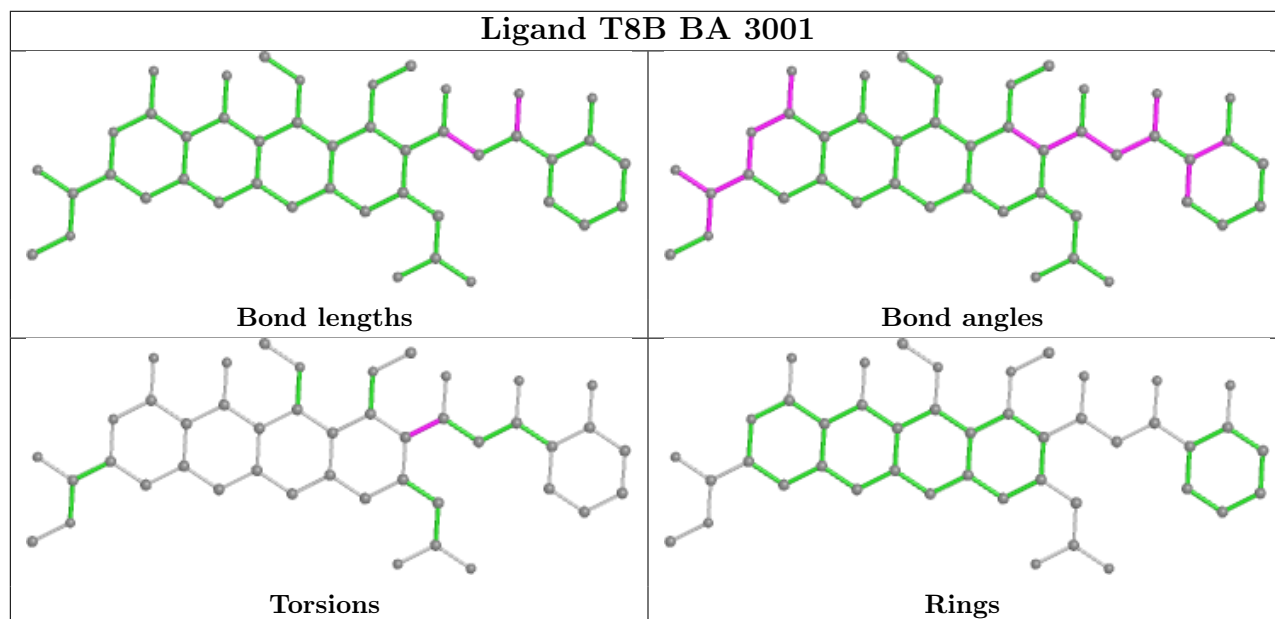
Mol	Chain	Res	Type	Atoms
52	AA	3001	T8B	C21-C23-C24-C25
52	BA	3001	T8B	C21-C23-C24-C25

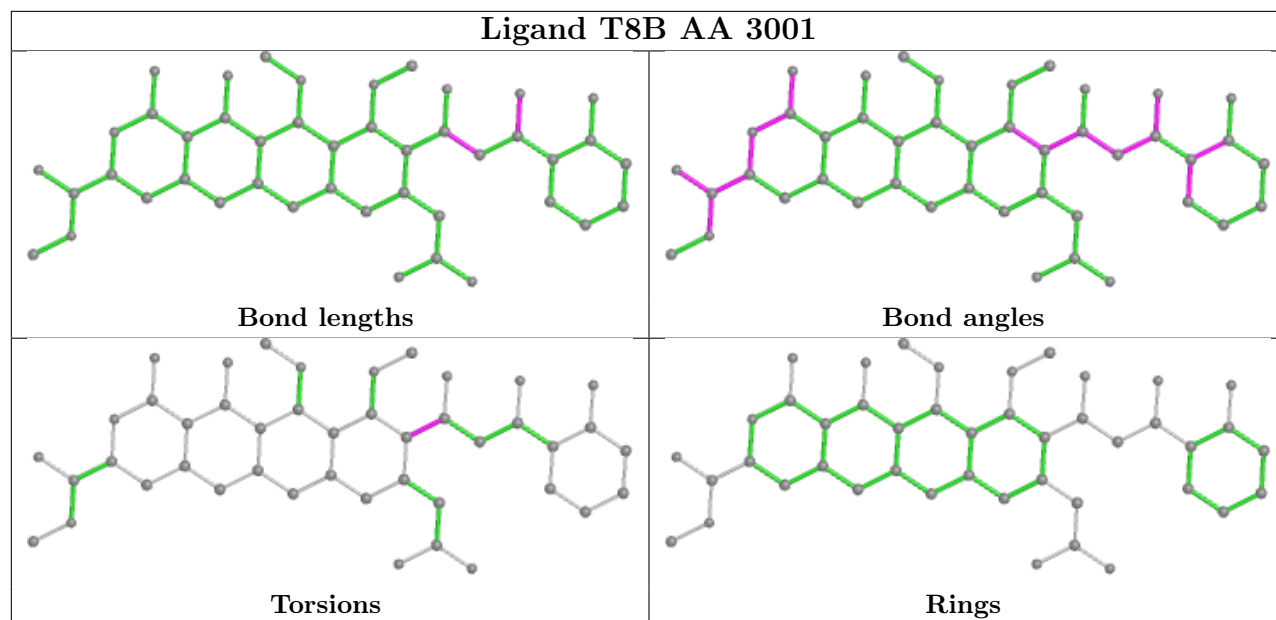
There are no ring outliers.

2 monomers are involved in 54 short contacts:

Mol	Chain	Res	Type	Clashes	Symm-Clashes
52	BA	3001	T8B	23	0
52	AA	3001	T8B	31	0

The following is a two-dimensional graphical depiction of Mogul quality analysis of bond lengths, bond angles, torsion angles, and ring geometry for all instances of the Ligand of Interest. In addition, ligands with molecular weight > 250 and outliers as shown on the validation Tables will also be included. For torsion angles, if less than 5% of the Mogul distribution of torsion angles is within 10 degrees of the torsion angle in question, then that torsion angle is considered an outlier. Any bond that is central to one or more torsion angles identified as an outlier by Mogul will be highlighted in the graph. For rings, the root-mean-square deviation (RMSD) between the ring in question and similar rings identified by Mogul is calculated over all ring torsion angles. If the average RMSD is greater than 60 degrees and the minimal RMSD between the ring in question and any Mogul-identified rings is also greater than 60 degrees, then that ring is considered an outlier. The outliers are highlighted in purple. The color gray indicates Mogul did not find sufficient equivalents in the CSD to analyse the geometry.





5.7 Other polymers [i](#)

There are no such residues in this entry.

5.8 Polymer linkage issues [i](#)

There are no chain breaks in this entry.

6 Fit of model and data i

6.1 Protein, DNA and RNA chains i

In the following table, the column labelled ‘#RSRZ > 2’ contains the number (and percentage) of RSRZ outliers, followed by percent RSRZ outliers for the chain as percentile scores relative to all X-ray entries and entries of similar resolution. The OWAB column contains the minimum, median, 95th percentile and maximum values of the occupancy-weighted average B-factor per residue. The column labelled ‘Q < 0.9’ lists the number of (and percentage) of residues with an average occupancy less than 0.9.

Mol	Chain	Analysed	<RSRZ>	#RSRZ>2	OWAB(Å ²)	Q<0.9
1	AA	2827/2915 (96%)	0.03	117 (4%) 37 24	46, 70, 113, 128	0
1	BA	2827/2915 (96%)	0.08	73 (2%) 56 40	27, 56, 110, 126	0
2	AB	120/122 (98%)	0.03	4 (3%) 46 30	68, 95, 108, 111	0
2	BB	120/122 (98%)	-0.24	0 100 100	46, 80, 95, 103	0
3	AD	275/276 (99%)	-0.15	0 100 100	45, 67, 82, 103	0
3	BD	275/276 (99%)	-0.16	2 (0%) 87 81	36, 59, 78, 103	0
4	AE	204/206 (99%)	-0.10	1 (0%) 91 86	47, 72, 87, 98	0
4	BE	204/206 (99%)	-0.18	0 100 100	33, 60, 81, 96	0
5	AF	203/205 (99%)	-0.34	2 (0%) 82 72	44, 77, 95, 112	0
5	BF	203/205 (99%)	-0.23	0 100 100	26, 64, 90, 110	0
6	AG	181/182 (99%)	1.35	52 (28%) 0 0	89, 106, 114, 116	0
6	BG	181/182 (99%)	0.10	8 (4%) 34 21	81, 101, 110, 118	0
7	AH	174/180 (96%)	0.91	37 (21%) 0 1	80, 93, 101, 108	0
7	BH	174/180 (96%)	-0.16	0 100 100	63, 78, 91, 98	0
8	AI	145/148 (97%)	0.59	21 (14%) 2 1	72, 104, 116, 123	0
8	BI	145/148 (97%)	-0.10	1 (0%) 87 81	68, 90, 98, 100	0
9	AN	140/140 (100%)	-0.08	1 (0%) 87 81	58, 73, 90, 94	0
9	BN	140/140 (100%)	-0.19	0 100 100	38, 57, 82, 85	0
10	AO	122/122 (100%)	-0.33	0 100 100	56, 73, 85, 91	0
10	BO	122/122 (100%)	-0.22	0 100 100	43, 64, 82, 89	0
11	AP	147/150 (98%)	-0.01	4 (2%) 54 39	47, 81, 96, 105	0
11	BP	147/150 (98%)	-0.17	0 100 100	28, 68, 91, 100	0
12	AQ	141/141 (100%)	-0.04	1 (0%) 87 81	60, 78, 91, 97	0
12	BQ	141/141 (100%)	-0.09	0 100 100	44, 65, 78, 88	0

Continued on next page...

Continued from previous page...

Mol	Chain	Analysed	<RSRZ>	#RSRZ>2	OWAB(Å ²)	Q<0.9
13	AR	118/118 (100%)	-0.18	0 100 100	47, 66, 78, 88	0
13	BR	118/118 (100%)	-0.19	0 100 100	35, 53, 69, 86	0
14	AS	110/112 (98%)	0.53	13 (11%) 4 2	74, 91, 102, 109	0
14	BS	110/112 (98%)	-0.13	0 100 100	58, 79, 93, 100	0
15	AT	131/146 (89%)	-0.22	1 (0%) 86 78	66, 76, 99, 109	0
15	BT	131/146 (89%)	-0.27	1 (0%) 86 78	55, 68, 91, 102	0
16	AU	116/118 (98%)	-0.05	0 100 100	53, 70, 84, 89	0
16	BU	116/118 (98%)	-0.15	0 100 100	34, 50, 70, 84	0
17	AV	101/101 (100%)	-0.19	1 (0%) 82 72	48, 79, 93, 103	0
17	BV	101/101 (100%)	-0.31	0 100 100	31, 61, 81, 95	0
18	AW	112/113 (99%)	-0.24	0 100 100	50, 59, 80, 104	0
18	BW	112/113 (99%)	-0.31	0 100 100	36, 45, 75, 106	0
19	AX	95/96 (98%)	-0.08	0 100 100	54, 71, 89, 93	0
19	BX	95/96 (98%)	-0.17	0 100 100	33, 59, 83, 91	0
20	AY	107/110 (97%)	0.15	7 (6%) 18 11	71, 81, 94, 105	0
20	BY	107/110 (97%)	-0.24	1 (0%) 84 75	56, 71, 89, 103	0
21	AZ	198/206 (96%)	0.01	7 (3%) 44 28	80, 92, 103, 108	0
21	BZ	198/206 (96%)	-0.35	0 100 100	64, 82, 97, 103	0
22	A0	76/85 (89%)	0.24	2 (2%) 56 40	59, 74, 84, 89	0
22	B0	76/85 (89%)	-0.24	0 100 100	46, 60, 74, 82	0
23	A1	97/98 (98%)	0.12	2 (2%) 63 49	54, 71, 94, 99	0
23	B1	97/98 (98%)	-0.08	1 (1%) 82 72	42, 65, 91, 95	0
24	A2	70/72 (97%)	-0.05	1 (1%) 75 63	65, 81, 92, 101	0
24	B2	70/72 (97%)	-0.13	0 100 100	52, 70, 85, 102	0
25	A3	59/60 (98%)	0.46	5 (8%) 10 6	63, 74, 92, 101	0
25	B3	59/60 (98%)	-0.16	0 100 100	43, 56, 84, 94	0
26	A4	46/71 (64%)	0.54	7 (15%) 2 1	101, 109, 113, 119	0
26	B4	46/71 (64%)	0.26	6 (13%) 3 2	98, 107, 113, 118	0
27	A5	59/60 (98%)	-0.35	0 100 100	46, 64, 78, 91	0
27	B5	59/60 (98%)	-0.19	0 100 100	28, 52, 71, 89	0
28	A6	53/54 (98%)	0.14	3 (5%) 23 13	62, 76, 87, 89	0

Continued on next page...

Continued from previous page...

Mol	Chain	Analysed	<RSRZ>	#RSRZ>2	OWAB(Å ²)	Q<0.9
28	B6	53/54 (98%)	-0.10	0 100 100	52, 66, 77, 85	0
29	A7	48/49 (97%)	0.14	4 (8%) 11 6	43, 54, 79, 99	0
29	B7	48/49 (97%)	-0.00	1 (2%) 63 49	29, 44, 73, 89	0
30	A8	64/65 (98%)	0.13	0 100 100	60, 68, 76, 85	0
30	B8	64/65 (98%)	0.13	0 100 100	45, 56, 65, 79	0
31	CA	1498/1521 (98%)	0.57	190 (12%) 3 2	59, 99, 120, 126	0
31	DA	1498/1521 (98%)	0.52	180 (12%) 4 2	65, 99, 120, 128	0
32	CB	229/256 (89%)	0.12	14 (6%) 21 12	93, 103, 111, 117	0
32	DB	229/256 (89%)	0.65	32 (13%) 2 1	95, 105, 112, 115	0
33	CC	206/239 (86%)	1.00	45 (21%) 0 0	92, 106, 112, 115	0
33	DC	206/239 (86%)	0.87	33 (16%) 1 1	97, 108, 115, 120	0
34	CD	208/209 (99%)	0.03	10 (4%) 30 18	85, 98, 108, 114	0
34	DD	208/209 (99%)	0.02	10 (4%) 30 18	87, 97, 107, 123	0
35	CE	148/162 (91%)	-0.14	4 (2%) 54 39	74, 93, 103, 110	0
35	DE	148/162 (91%)	0.10	5 (3%) 45 29	84, 96, 104, 110	0
36	CF	100/101 (99%)	-0.07	5 (5%) 28 16	80, 92, 101, 107	0
36	DF	100/101 (99%)	-0.14	3 (3%) 50 34	84, 93, 103, 110	0
37	CG	155/156 (99%)	2.14	77 (49%) 0 0	99, 109, 115, 120	0
37	DG	155/156 (99%)	2.07	75 (48%) 0 0	97, 109, 115, 119	0
38	CH	138/138 (100%)	0.05	4 (2%) 51 36	82, 94, 101, 104	0
38	DH	138/138 (100%)	-0.09	3 (2%) 62 48	86, 96, 102, 106	0
39	CI	125/128 (97%)	1.89	50 (40%) 0 0	97, 111, 117, 120	0
39	DI	125/128 (97%)	2.77	71 (56%) 0 0	100, 112, 118, 120	0
40	CJ	96/105 (91%)	2.13	43 (44%) 0 0	100, 109, 115, 117	0
40	DJ	96/105 (91%)	1.91	46 (47%) 0 0	97, 110, 115, 119	0
41	CK	114/129 (88%)	-0.12	1 (0%) 84 75	72, 93, 101, 105	0
41	DK	114/129 (88%)	0.22	4 (3%) 44 28	75, 95, 103, 107	0
42	CL	122/132 (92%)	-0.23	0 100 100	72, 85, 96, 100	0
42	DL	122/132 (92%)	-0.15	1 (0%) 86 78	77, 87, 96, 105	0
43	CM	114/126 (90%)	2.13	51 (44%) 0 0	102, 111, 118, 126	0
43	DM	114/126 (90%)	1.76	44 (38%) 0 0	101, 109, 115, 117	0

Continued on next page...

Continued from previous page...

Mol	Chain	Analysed	<RSRZ>	#RSRZ>2	OWAB(Å ²)	Q<0.9
44	CN	60/61 (98%)	1.19	15 (25%) 0 0	99, 108, 116, 118	0
44	DN	60/61 (98%)	1.59	21 (35%) 0 0	103, 111, 116, 122	0
45	CO	88/89 (98%)	0.02	2 (2%) 60 47	72, 91, 101, 107	0
45	DO	88/89 (98%)	0.18	5 (5%) 23 13	81, 93, 103, 107	0
46	CP	82/88 (93%)	0.62	6 (7%) 15 9	88, 96, 106, 112	0
46	DP	82/88 (93%)	0.43	3 (3%) 41 26	86, 94, 103, 111	0
47	CQ	99/105 (94%)	0.04	2 (2%) 65 51	78, 90, 98, 102	0
47	DQ	99/105 (94%)	0.17	3 (3%) 50 34	79, 92, 100, 103	0
48	CR	68/88 (77%)	0.15	9 (13%) 3 2	80, 91, 102, 103	0
48	DR	68/88 (77%)	0.21	3 (4%) 34 21	85, 93, 104, 106	0
49	CS	78/93 (83%)	2.61	44 (56%) 0 0	107, 111, 117, 123	0
49	DS	78/93 (83%)	2.84	52 (66%) 0 0	91, 112, 117, 119	0
50	CT	96/106 (90%)	0.18	3 (3%) 49 32	84, 93, 99, 102	0
50	DT	96/106 (90%)	0.69	10 (10%) 6 4	82, 92, 100, 101	0
51	CU	23/27 (85%)	2.89	12 (52%) 0 0	106, 112, 117, 119	0
51	DU	23/27 (85%)	2.65	13 (56%) 0 0	104, 109, 112, 113	0
All	All	20372/21160 (96%)	0.26	1591 (7%) 13 7	26, 84, 115, 128	0

All (1591) RSRZ outliers are listed below:

Mol	Chain	Res	Type	RSRZ
39	CI	30	GLY	12.5
49	CS	40	ILE	12.5
43	CM	85	GLY	12.2
31	CA	1353	G	11.0
31	CA	1286	A	10.7
39	DI	17	VAL	10.7
31	DA	1149	C	10.3
31	DA	79	G	9.4
31	CA	1288	A	9.3
49	CS	69	HIS	9.2
6	AG	155	MET	9.2
51	CU	14	TRP	9.0
39	DI	7	THR	8.9
40	CJ	35	SER	8.9
31	CA	1287	A	8.8

Continued on next page...

Continued from previous page...

Mol	Chain	Res	Type	RSRZ
1	AA	2147	G	8.7
49	CS	74	PHE	8.6
43	CM	86	CYS	8.5
1	AA	2125	G	8.4
31	DA	1036	G	8.4
6	AG	41	GLN	8.4
31	DA	1287	A	8.3
49	DS	69	HIS	8.3
6	AG	2	PRO	8.2
49	DS	10	PHE	8.2
44	CN	13	THR	7.9
31	DA	1030(B)	C	7.8
39	DI	6	GLY	7.8
31	DA	78	G	7.7
8	AI	121	LYS	7.7
31	CA	1030(B)	C	7.7
31	DA	1286	A	7.6
37	DG	79	ARG	7.6
43	DM	7	VAL	7.4
31	CA	1002	G	7.3
49	DS	68	GLY	7.3
39	DI	5	TYR	7.3
1	AA	2162	G	7.2
37	CG	99	LEU	7.2
37	CG	83	ALA	7.1
31	DA	1353	G	7.1
40	CJ	72	VAL	7.0
37	CG	135	VAL	7.0
39	DI	15	ALA	7.0
37	DG	99	LEU	6.9
37	DG	146	GLU	6.8
31	CA	1349	A	6.8
43	CM	25	ILE	6.8
39	DI	115	GLY	6.8
49	DS	9	VAL	6.8
40	DJ	87	THR	6.7
31	CA	1030	C	6.7
8	AI	84	GLY	6.7
44	CN	16	PHE	6.7
31	DA	1128	C	6.7
1	AA	2139	C	6.7
31	CA	1137	C	6.7

Continued on next page...

Continued from previous page...

Mol	Chain	Res	Type	RSRZ
31	DA	1140	C	6.7
6	AG	17	PRO	6.6
1	BA	2116	G	6.6
31	DA	1248	A	6.6
31	DA	1141	C	6.6
31	DA	1139	G	6.5
37	DG	83	ALA	6.5
39	DI	30	GLY	6.5
37	DG	154	TYR	6.4
40	CJ	36	GLY	6.4
31	CA	1209	C	6.4
39	DI	62	TYR	6.4
31	DA	1030(A)	G	6.4
1	BA	652(J)	G	6.3
43	DM	5	ALA	6.3
37	DG	156	TRP	6.3
31	CA	1030(C)	G	6.3
51	CU	3	LYS	6.3
1	AA	2124	G	6.2
37	CG	156	TRP	6.2
1	BA	2168	G	6.2
51	CU	5	ASP	6.2
31	DA	1148	U	6.2
49	DS	8	GLY	6.2
39	DI	70	LYS	6.1
31	CA	1036	G	6.1
31	DA	1202	G	6.1
39	DI	126	SER	6.1
37	CG	78	ARG	6.1
40	DJ	26	ALA	6.1
31	DA	1030(C)	G	6.0
44	DN	30	ALA	6.0
49	CS	49	ILE	6.0
1	AA	2108	C	6.0
31	CA	1001(A)	G	6.0
31	DA	1028	C	6.0
39	DI	80	GLY	6.0
1	AA	2126	A	5.9
33	CC	192	THR	5.9
31	CA	1035	A	5.9
49	CS	38	SER	5.9
40	CJ	37	PRO	5.9

Continued on next page...

Continued from previous page...

Mol	Chain	Res	Type	RSRZ
1	BA	652(I)	C	5.9
37	DG	84	ASN	5.8
49	CS	8	GLY	5.8
8	AI	146	ALA	5.8
1	BA	888	C	5.8
20	BY	1	MET	5.8
1	AA	1509	C	5.8
31	CA	1003	G	5.8
40	CJ	71	LEU	5.8
33	CC	160	ALA	5.8
32	DB	140	HIS	5.8
1	BA	2125	G	5.8
39	DI	65	VAL	5.7
37	CG	152	ALA	5.7
37	CG	86	GLN	5.7
39	DI	27	THR	5.7
37	DG	28	ASN	5.7
1	AA	2107	C	5.7
31	CA	1317	C	5.7
31	CA	1352	C	5.7
51	DU	5	ASP	5.7
31	CA	1031	G	5.6
31	CA	1350	A	5.6
40	CJ	34	VAL	5.6
31	CA	1044	A	5.6
31	DA	1030(D)	A	5.6
37	CG	36	LYS	5.6
39	CI	2	GLU	5.6
1	AA	2176	A	5.6
43	DM	42	ALA	5.6
31	CA	1308	U	5.6
1	AA	652(I)	C	5.5
49	DS	52	TYR	5.5
31	CA	1030(A)	G	5.5
6	AG	172	LEU	5.5
31	DA	97	G	5.5
43	CM	23	TYR	5.5
39	DI	21	PRO	5.5
44	DN	8	GLU	5.5
51	CU	13	ILE	5.5
31	CA	1149	C	5.5
37	DG	25	ALA	5.4

Continued on next page...

Continued from previous page...

Mol	Chain	Res	Type	RSRZ
1	AA	2116	G	5.4
31	DA	1034	G	5.4
31	CA	1332	A	5.4
31	DA	1349	A	5.4
37	CG	37	ASN	5.4
51	DU	11	GLY	5.4
49	DS	7	LYS	5.4
1	AA	2110	G	5.4
1	BA	2147	G	5.4
51	DU	8	THR	5.4
39	DI	14	VAL	5.3
39	DI	88	TYR	5.3
1	AA	652(G)	G	5.3
51	CU	11	GLY	5.3
1	AA	1176	G	5.3
33	CC	169	ALA	5.3
39	DI	105	ASP	5.3
31	DA	1026	G	5.3
43	CM	32	GLU	5.3
1	AA	2146	C	5.3
37	CG	16	LEU	5.3
31	CA	1290	G	5.3
44	DN	28	GLY	5.3
37	DG	80	VAL	5.2
39	DI	63	ILE	5.2
39	DI	64	THR	5.2
1	AA	888	C	5.2
39	DI	66	ARG	5.2
31	CA	1138	G	5.2
31	DA	1249	C	5.2
1	BA	2155	G	5.2
37	DG	27	ILE	5.2
31	CA	1289	A	5.2
1	AA	2148	G	5.2
31	CA	1248	A	5.2
49	CS	63	THR	5.2
31	CA	1333	A	5.1
43	CM	87	TYR	5.1
1	AA	2170	A	5.1
49	DS	79	THR	5.1
33	DC	160	ALA	5.1
31	DA	1027	C	5.1

Continued on next page...

Continued from previous page...

Mol	Chain	Res	Type	RSRZ
1	BA	652(G)	G	5.1
37	CG	77	SER	5.1
34	DD	69	GLY	5.1
37	CG	153	HIS	5.1
7	AH	159	GLU	5.1
43	DM	43	THR	5.1
6	AG	133	LEU	5.1
1	AA	2118	U	5.1
40	CJ	69	ASN	5.1
39	DI	29	ASN	5.0
37	DG	51	GLN	5.0
40	DJ	10	GLY	5.0
6	AG	28	VAL	5.0
33	DC	207	VAL	5.0
43	CM	109	THR	5.0
37	CG	71	PRO	5.0
43	DM	18	ALA	5.0
1	AA	883	G	5.0
1	AA	2154	G	5.0
1	AA	2155	G	5.0
31	DA	998	G	5.0
44	CN	18	VAL	5.0
37	CG	81	GLY	5.0
31	CA	946	A	5.0
31	DA	1044	A	5.0
43	CM	68	GLY	5.0
31	CA	1247	U	4.9
49	CS	56	GLN	4.9
1	AA	2174	C	4.9
33	CC	144	SER	4.9
31	DA	3	G	4.9
37	CG	80	VAL	4.9
31	CA	1037	C	4.9
33	DC	39	ILE	4.9
39	CI	31	GLN	4.9
1	BA	2153	G	4.9
31	CA	1034	G	4.9
31	DA	1013	G	4.9
49	CS	47	HIS	4.9
31	DA	1031	G	4.9
51	CU	12	LYS	4.8
33	DC	155	GLY	4.8

Continued on next page...

Continued from previous page...

Mol	Chain	Res	Type	RSRZ
51	DU	14	TRP	4.8
31	CA	1001	A	4.8
6	AG	34	LEU	4.8
39	DI	18	PHE	4.8
31	DA	1037	C	4.8
44	DN	38	GLY	4.8
43	CM	71	ARG	4.8
43	CM	65	LYS	4.8
1	AA	652(H)	C	4.8
31	DA	1150	U	4.8
39	CI	66	ARG	4.8
1	BA	2172	U	4.8
31	CA	1257	U	4.8
37	DG	155	ARG	4.8
44	CN	14	PRO	4.8
33	CC	159	GLY	4.8
1	AA	2165	G	4.8
40	DJ	20	ALA	4.8
39	CI	98	PRO	4.8
39	CI	105	ASP	4.7
31	CA	1212	U	4.7
44	DN	25	VAL	4.7
51	DU	10	ARG	4.7
43	DM	8	GLU	4.7
31	CA	947	G	4.7
6	AG	108	ASN	4.7
40	DJ	78	ASN	4.7
33	DC	23	TYR	4.7
31	DA	1138	G	4.7
6	AG	145	THR	4.7
40	CJ	70	ARG	4.7
31	DA	956	U	4.7
31	CA	3	G	4.6
31	DA	1129	C	4.6
49	CS	68	GLY	4.6
31	CA	993	G	4.6
49	CS	62	ILE	4.6
1	AA	652(J)	G	4.6
33	DC	206	GLU	4.6
8	AI	119	PRO	4.6
40	CJ	6	ILE	4.6
37	DG	73	MET	4.6

Continued on next page...

Continued from previous page...

Mol	Chain	Res	Type	RSRZ
31	DA	1318	A	4.6
7	AH	112	PRO	4.6
6	AG	35	GLU	4.6
43	DM	75	ALA	4.6
39	CI	64	THR	4.6
39	DI	81	ILE	4.6
43	CM	60	VAL	4.6
1	AA	2119	A	4.6
43	DM	6	GLY	4.6
31	CA	1274	G	4.6
31	CA	1018	C	4.5
1	BA	887	A	4.5
34	CD	23	GLY	4.5
1	BA	2173	A	4.5
37	CG	20	ASP	4.5
8	AI	79	ILE	4.5
1	AA	2175	C	4.5
31	DA	1311	G	4.5
44	CN	17	LYS	4.5
49	DS	72	GLY	4.5
31	CA	971	G	4.5
31	CA	1046	A	4.5
31	DA	73	G	4.5
49	DS	12	ASP	4.5
39	CI	3	GLN	4.5
21	AZ	198	LYS	4.5
39	DI	69	GLY	4.4
39	CI	46	ALA	4.4
1	AA	652(S)	C	4.4
37	CG	134	ALA	4.4
33	DC	49	SER	4.4
37	DG	130	GLY	4.4
49	DS	26	GLY	4.4
31	DA	344	A	4.4
33	CC	100	ALA	4.4
31	CA	1260	C	4.4
1	BA	2167	U	4.4
39	DI	16	ARG	4.4
43	CM	110	ARG	4.4
26	A4	7	PRO	4.4
8	AI	93	THR	4.4
40	CJ	100	THR	4.4

Continued on next page...

Continued from previous page...

Mol	Chain	Res	Type	RSRZ
49	DS	50	ALA	4.4
40	CJ	23	ILE	4.4
31	DA	1025	U	4.4
31	CA	1030(D)	A	4.4
25	A3	60	GLU	4.4
37	CG	133	GLY	4.4
1	BA	2133	G	4.3
1	AA	2138	C	4.3
49	DS	74	PHE	4.3
39	DI	73	GLN	4.3
7	AH	30	LYS	4.3
44	DN	11	LYS	4.3
37	CG	89	MET	4.3
39	DI	46	ALA	4.3
39	CI	21	PRO	4.3
31	CA	1026	G	4.3
1	AA	2164	C	4.3
26	B4	17	GLY	4.3
37	CG	87	VAL	4.3
14	AS	56	LEU	4.3
6	AG	131	TYR	4.3
49	CS	76	PRO	4.3
8	AI	86	THR	4.3
31	CA	1360	A	4.3
1	AA	2104	G	4.3
33	DC	3	ASN	4.3
39	CI	17	VAL	4.3
46	CP	19	ILE	4.3
1	AA	2142	C	4.3
37	CG	31	MET	4.3
1	BA	2139	C	4.3
40	DJ	15	THR	4.3
37	CG	73	MET	4.3
39	CI	106	ALA	4.3
33	DC	153	VAL	4.3
39	DI	106	ALA	4.3
39	DI	97	LYS	4.2
39	DI	85	LEU	4.2
33	DC	154	SER	4.2
1	BA	2165	G	4.2
31	DA	1033	G	4.2
49	CS	39	THR	4.2

Continued on next page...

Continued from previous page...

Mol	Chain	Res	Type	RSRZ
43	CM	64	TRP	4.2
44	CN	15	LYS	4.2
39	DI	90	PRO	4.2
1	BA	2108	C	4.2
31	CA	1354	C	4.2
37	DG	26	PHE	4.2
49	DS	47	HIS	4.2
49	DS	75	ALA	4.2
51	DU	7	ARG	4.2
39	DI	76	ALA	4.2
39	CI	62	TYR	4.2
1	BA	2117	A	4.2
8	AI	85	GLU	4.2
8	AI	100	ALA	4.2
40	CJ	74	ILE	4.2
31	DA	1021	G	4.2
31	CA	1211	U	4.2
51	DU	6	ARG	4.2
33	CC	128	PHE	4.2
37	CG	53	LYS	4.2
31	CA	985	C	4.2
37	CG	17	VAL	4.2
1	AA	2121	G	4.2
43	CM	62	ASN	4.2
1	AA	652(B)	A	4.1
31	CA	71	C	4.1
31	CA	958	A	4.1
33	DC	152	ILE	4.1
33	CC	65	ALA	4.1
43	CM	107	ALA	4.1
31	CA	1331	G	4.1
22	A0	76	GLY	4.1
31	DA	91	C	4.1
40	DJ	67	THR	4.1
31	CA	1233	G	4.1
31	CA	1148	U	4.1
1	BA	652(H)	C	4.1
44	CN	12	ARG	4.1
31	DA	1191	A	4.1
49	CS	61	TYR	4.1
43	CM	92	HIS	4.1
1	AA	2141	G	4.1

Continued on next page...

Continued from previous page...

Mol	Chain	Res	Type	RSRZ
31	DA	1175	G	4.1
31	DA	1265	G	4.1
33	CC	193	TYR	4.1
39	CI	9	ARG	4.1
6	BG	80	PHE	4.1
33	CC	206	GLU	4.1
39	CI	8	GLY	4.1
31	DA	1029	C	4.1
39	DI	47	LEU	4.1
31	CA	1129	C	4.1
31	DA	1310	G	4.1
37	DG	85	TYR	4.0
37	CG	84	ASN	4.0
49	DS	83	HIS	4.0
1	BA	2112	G	4.0
32	DB	101	MET	4.0
31	CA	1246	C	4.0
31	CA	1342	C	4.0
31	CA	1338	G	4.0
40	CJ	5	ARG	4.0
37	CG	130	GLY	4.0
50	DT	98	PRO	4.0
1	AA	229	A	4.0
49	CS	57	HIS	4.0
6	AG	157	ILE	4.0
31	DA	1257	U	4.0
7	AH	175	LYS	4.0
40	CJ	27	ALA	4.0
40	DJ	62	HIS	4.0
31	CA	1275	A	4.0
1	BA	2124	G	4.0
31	DA	1042	G	4.0
40	DJ	88	LEU	4.0
31	CA	1330	U	4.0
40	CJ	10	GLY	4.0
40	CJ	77	PRO	4.0
49	DS	82	GLY	4.0
33	CC	164	ARG	4.0
39	CI	16	ARG	4.0
43	DM	110	ARG	4.0
49	DS	31	ILE	4.0
37	CG	52	GLU	3.9

Continued on next page...

Continued from previous page...

Mol	Chain	Res	Type	RSRZ
49	DS	70	LYS	3.9
40	DJ	96	ILE	3.9
51	CU	10	ARG	3.9
37	DG	153	HIS	3.9
37	DG	78	ARG	3.9
41	DK	98	LEU	3.9
49	DS	30	LEU	3.9
37	CG	74	GLU	3.9
31	DA	1043	C	3.9
37	DG	40	ALA	3.9
39	DI	84	ALA	3.9
31	DA	1293	G	3.9
1	AA	2173	A	3.9
43	DM	67	GLU	3.9
26	A4	44	THR	3.9
23	A1	2	SER	3.9
37	CG	88	PRO	3.9
48	CR	31	LEU	3.9
37	DG	5	ARG	3.9
14	AS	57	LYS	3.9
31	DA	72	C	3.9
40	DJ	66	ARG	3.9
31	CA	1000	U	3.9
33	CC	99	VAL	3.8
49	DS	20	LEU	3.8
1	AA	652(R)	C	3.8
7	AH	29	PRO	3.8
39	DI	89	ASN	3.8
40	DJ	83	GLU	3.8
40	CJ	75	LEU	3.8
40	CJ	73	ASP	3.8
6	AG	39	ILE	3.8
7	AH	171	LEU	3.8
37	DG	89	MET	3.8
34	CD	4	TYR	3.8
1	AA	2169	A	3.8
31	CA	1039	C	3.8
31	DA	1001(A)	G	3.8
37	CG	142	GLU	3.8
31	DA	1261	A	3.8
31	DA	1137	C	3.8
1	AA	2120	G	3.8

Continued on next page...

Continued from previous page...

Mol	Chain	Res	Type	RSRZ
39	CI	123	PRO	3.8
1	AA	2152	G	3.8
1	BA	2152	G	3.8
31	DA	98	G	3.8
34	CD	112	VAL	3.8
43	CM	63	THR	3.8
40	CJ	76	ASN	3.8
31	CA	1141	C	3.8
26	B4	4	GLY	3.8
1	AA	2106	G	3.8
31	DA	1035	A	3.8
31	DA	1045	C	3.8
31	DA	1354	C	3.8
39	CI	28	VAL	3.8
31	CA	950	U	3.7
37	DG	86	GLN	3.7
44	DN	26	ARG	3.7
31	CA	1033	G	3.7
51	CU	4	GLY	3.7
1	AA	2140	C	3.7
33	CC	39	ILE	3.7
49	CS	58	VAL	3.7
49	CS	41	VAL	3.7
37	DG	17	VAL	3.7
1	BA	2132	U	3.7
1	AA	652(C)	G	3.7
31	CA	1276	G	3.7
43	CM	67	GLU	3.7
37	CG	54	THR	3.7
37	DG	82	GLY	3.7
49	DS	80	TYR	3.7
43	CM	74	VAL	3.7
6	AG	13	GLU	3.7
31	CA	1043	C	3.7
37	DG	71	PRO	3.7
37	CG	138	LYS	3.6
31	CA	1293	G	3.6
31	CA	1343	G	3.6
32	DB	33	TYR	3.6
31	CA	1318	A	3.6
31	DA	936	C	3.6
49	CS	7	LYS	3.6

Continued on next page...

Continued from previous page...

Mol	Chain	Res	Type	RSRZ
31	DA	1352	C	3.6
32	DB	37	ASN	3.6
33	CC	195	VAL	3.6
47	DQ	59	ILE	3.6
1	AA	1044	G	3.6
32	DB	132	LYS	3.6
39	CI	63	ILE	3.6
39	CI	88	TYR	3.6
31	DA	1194	U	3.6
31	CA	1027	C	3.6
31	DA	1327	C	3.6
32	DB	197	VAL	3.6
37	DG	100	ALA	3.6
39	CI	120	ARG	3.6
34	DD	23	GLY	3.6
14	AS	52	SER	3.6
1	AA	2156	G	3.6
37	CG	154	TYR	3.6
7	AH	89	ILE	3.6
31	CA	999	C	3.6
31	CA	1040	U	3.6
43	CM	24	GLY	3.6
37	CG	103	TRP	3.6
39	DI	53	VAL	3.6
43	DM	81	LEU	3.6
1	BA	2164	C	3.6
41	DK	117	ASN	3.6
6	BG	88	ILE	3.6
39	DI	67	GLY	3.6
44	DN	2	ALA	3.5
31	DA	1312	G	3.5
49	CS	29	ARG	3.5
31	DA	1001	A	3.5
6	AG	142	PRO	3.5
40	CJ	38	ILE	3.5
43	DM	54	VAL	3.5
37	DG	34	GLY	3.5
39	DI	99	LEU	3.5
1	AA	2111	C	3.5
31	DA	90	C	3.5
43	CM	58	GLU	3.5
31	CA	204	U	3.5

Continued on next page...

Continued from previous page...

Mol	Chain	Res	Type	RSRZ
6	AG	12	TYR	3.5
1	AA	2105	C	3.5
50	DT	49	ALA	3.5
31	CA	1020	U	3.5
33	CC	89	GLU	3.5
31	CA	1139	G	3.5
31	CA	1181	G	3.5
31	DA	1002	G	3.5
31	DA	1066	C	3.5
14	AS	55	ALA	3.5
33	CC	168	ALA	3.5
39	DI	124	GLN	3.5
31	CA	1176	A	3.5
14	AS	58	LEU	3.5
1	BA	2174	C	3.5
1	BA	2171	A	3.5
39	DI	19	LEU	3.5
40	CJ	59	SER	3.5
39	DI	86	VAL	3.5
37	DG	54	THR	3.5
43	DM	78	ILE	3.5
1	BA	1509	C	3.5
31	CA	1371	G	3.5
31	DA	1064	G	3.5
31	CA	1157	A	3.5
31	DA	1020	U	3.5
39	DI	123	PRO	3.5
1	AA	2163	C	3.4
49	CS	75	ALA	3.5
7	AH	157	TYR	3.4
1	BA	2169	A	3.4
31	DA	1142	G	3.4
40	DJ	27	ALA	3.4
40	DJ	65	LEU	3.4
6	AG	11	TYR	3.4
43	DM	66	LEU	3.4
1	AA	2136	C	3.4
1	AA	2177	C	3.4
31	CA	1028	C	3.4
31	DA	202	U	3.4
45	CO	89	GLY	3.4
1	BA	892	G	3.4

Continued on next page...

Continued from previous page...

Mol	Chain	Res	Type	RSRZ
31	CA	1174	G	3.4
31	CA	1291	G	3.4
31	DA	1023	G	3.4
7	AH	128	PRO	3.4
37	CG	125	MET	3.4
44	DN	19	ARG	3.4
36	CF	94	GLN	3.4
39	CI	90	PRO	3.4
46	CP	48	TRP	3.4
31	CA	1243	C	3.4
39	CI	60	ASP	3.4
31	DA	1401	G	3.4
32	DB	143	GLU	3.4
31	DA	1130	A	3.4
40	DJ	63	PHE	3.4
33	CC	155	GLY	3.4
43	DM	95	GLY	3.4
31	CA	988	G	3.4
31	CA	1175	G	3.4
49	CS	30	LEU	3.4
39	DI	87	GLN	3.4
40	CJ	61	GLU	3.4
7	AH	43	VAL	3.4
40	CJ	99	LYS	3.4
31	DA	1125	U	3.4
51	CU	6	ARG	3.4
40	DJ	77	PRO	3.4
1	BA	886	C	3.4
37	DG	74	GLU	3.4
1	BA	2130	U	3.3
6	AG	134	GLY	3.3
1	BA	2138	C	3.3
37	DG	16	LEU	3.3
49	DS	14	HIS	3.3
31	CA	945	G	3.3
37	CG	25	ALA	3.3
49	CS	44	MET	3.3
43	DM	76	ALA	3.3
37	DG	90	GLU	3.3
37	DG	139	GLU	3.3
1	BA	2123	G	3.3
33	CC	154	SER	3.3

Continued on next page...

Continued from previous page...

Mol	Chain	Res	Type	RSRZ
49	DS	48	THR	3.3
7	AH	88	LEU	3.3
31	DA	1131	G	3.3
31	DA	1386	G	3.3
39	DI	9	ARG	3.3
37	DG	77	SER	3.3
31	DA	76	C	3.3
1	BA	2118	U	3.3
39	DI	52	ALA	3.3
39	DI	61	ALA	3.3
43	CM	75	ALA	3.3
49	DS	53	ASN	3.3
33	CC	158	GLY	3.3
1	AA	652(P)	G	3.3
1	AA	652(Q)	G	3.3
1	AA	2153	G	3.3
49	DS	63	THR	3.3
33	DC	33	LEU	3.3
1	BA	2140	C	3.3
1	AA	2122	U	3.3
40	CJ	8	LEU	3.3
31	DA	1032	G	3.3
31	DA	1266	G	3.3
6	AG	151	ALA	3.3
37	DG	55	GLY	3.3
7	AH	101	ARG	3.3
37	CG	32	ARG	3.3
45	CO	88	ARG	3.3
6	AG	160	VAL	3.3
8	AI	3	VAL	3.3
21	AZ	107	THR	3.3
37	DG	87	VAL	3.3
1	BA	2119	A	3.3
31	DA	1338	G	3.3
31	CA	202	U	3.3
31	DA	1030	C	3.3
32	DB	163	PHE	3.3
34	CD	12	CYS	3.3
43	DM	65	LYS	3.3
1	AA	2171	A	3.3
6	AG	135	LEU	3.3
31	DA	1012	U	3.3

Continued on next page...

Continued from previous page...

Mol	Chain	Res	Type	RSRZ
31	CA	1140	C	3.3
31	CA	1032	G	3.2
37	CG	141	VAL	3.2
39	DI	49	PRO	3.2
1	AA	2158	A	3.2
31	CA	1029	C	3.2
37	DG	149	ARG	3.2
40	CJ	98	ILE	3.2
43	DM	72	ALA	3.2
31	DA	1235	U	3.2
43	CM	91	ARG	3.2
1	AA	2161	C	3.2
34	CD	2	GLY	3.2
51	CU	18	TYR	3.2
7	AH	169	VAL	3.2
33	CC	201	TYR	3.2
49	DS	51	VAL	3.2
1	BA	2131	G	3.2
31	DA	1127	G	3.2
28	A6	50	ARG	3.2
34	CD	70	ILE	3.2
1	BA	890	A	3.2
31	CA	1179	A	3.2
32	DB	135	GLN	3.2
6	AG	148	MET	3.2
49	DS	49	ILE	3.2
31	CA	841	U	3.2
31	CA	1309	G	3.2
39	CI	36	TYR	3.2
47	CQ	73	VAL	3.2
49	CS	37	ARG	3.2
31	CA	1210	C	3.2
39	CI	19	LEU	3.2
1	BA	2166	G	3.2
39	CI	20	ARG	3.2
31	CA	1339	A	3.2
8	AI	89	TYR	3.2
31	CA	1050	G	3.2
36	CF	55	ASP	3.2
25	A3	26	LEU	3.2
1	BA	2115	G	3.2
31	DA	1320	C	3.1

Continued on next page...

Continued from previous page...

Mol	Chain	Res	Type	RSRZ
1	AA	1175	U	3.1
28	A6	54	ILE	3.1
31	CA	956	U	3.1
33	DC	172	ARG	3.1
6	AG	26	GLN	3.1
40	CJ	39	PRO	3.1
40	DJ	40	LEU	3.1
31	CA	1017	G	3.1
31	CA	1214	C	3.1
51	DU	13	ILE	3.1
34	CD	26	CYS	3.1
31	DA	1275	A	3.1
31	CA	1182	G	3.1
31	CA	1208	C	3.1
31	DA	957	U	3.1
43	CM	30	ALA	3.1
14	AS	59	LYS	3.1
33	CC	146	ALA	3.1
1	AA	889	C	3.1
1	BA	2137	C	3.1
49	DS	71	LEU	3.1
31	CA	1158	C	3.1
31	CA	1306	A	3.1
1	AA	2151	G	3.1
1	AA	2159	G	3.1
31	CA	998	G	3.1
1	AA	2109	U	3.1
37	CG	98	SER	3.1
32	CB	37	ASN	3.1
40	DJ	34	VAL	3.1
49	DS	57	HIS	3.1
31	CA	949	A	3.1
40	DJ	23	ILE	3.1
8	AI	117	GLU	3.1
1	AA	2127	G	3.1
31	CA	70	G	3.1
31	DA	1227	A	3.1
43	CM	90	LEU	3.1
40	DJ	98	ILE	3.1
6	AG	8	LYS	3.1
44	CN	11	LYS	3.1
1	BA	2136	C	3.1

Continued on next page...

Continued from previous page...

Mol	Chain	Res	Type	RSRZ
6	AG	101	ILE	3.0
44	DN	15	LYS	3.0
7	AH	41	MET	3.0
50	DT	86	ARG	3.0
1	AA	898	C	3.0
37	DG	62	PHE	3.0
31	DA	997	U	3.0
40	DJ	86	MET	3.0
37	CG	29	LYS	3.0
40	DJ	82	ILE	3.0
1	AA	1043	C	3.0
1	AA	2179	C	3.0
7	AH	24	VAL	3.0
7	AH	97	ARG	3.0
31	CA	1019	C	3.0
40	DJ	17	ASP	3.0
40	DJ	19	SER	3.0
40	DJ	72	VAL	3.0
39	CI	33	PHE	3.0
6	AG	100	TRP	3.0
31	CA	1340	A	3.0
37	CG	132	GLY	3.0
46	DP	19	ILE	3.0
37	DG	141	VAL	3.0
8	AI	87	LYS	3.0
33	DC	43	LEU	3.0
46	CP	47	ASP	3.0
1	BA	2121	G	3.0
31	CA	1249	C	3.0
37	CG	82	GLY	3.0
43	CM	33	ALA	3.0
43	CM	94	ARG	3.0
31	CA	1300	G	3.0
31	CA	1351	U	3.0
39	DI	36	TYR	3.0
8	AI	68	LEU	3.0
49	CS	81	ARG	3.0
7	AH	34	GLU	3.0
39	DI	125	TYR	3.0
49	CS	79	THR	3.0
1	BA	2161	C	3.0
31	CA	957	U	3.0

Continued on next page...

Continued from previous page...

Mol	Chain	Res	Type	RSRZ
42	DL	72	GLY	3.0
49	DS	33	THR	3.0
37	DG	101	LEU	3.0
31	DA	1383	C	3.0
31	DA	1319	A	3.0
44	DN	17	LYS	3.0
49	CS	12	ASP	3.0
37	DG	98	SER	3.0
37	DG	95	ARG	3.0
43	CM	97	PRO	3.0
1	BA	2113	U	3.0
1	AA	887	A	3.0
6	AG	16	ARG	3.0
43	CM	108	ARG	3.0
1	AA	1042	G	3.0
31	CA	1265	G	3.0
37	CG	56	GLN	3.0
43	CM	41	PRO	3.0
49	DS	59	PRO	3.0
49	DS	15	LEU	3.0
37	DG	142	GLU	3.0
51	DU	2	GLY	2.9
37	CG	79	ARG	2.9
44	DN	29	ARG	2.9
34	DD	4	TYR	2.9
31	DA	1116	C	2.9
15	BT	37	GLY	2.9
31	CA	994	A	2.9
32	DB	96	ARG	2.9
33	CC	170	GLN	2.9
49	DS	66	MET	2.9
51	DU	9	ARG	2.9
6	BG	146	TYR	2.9
8	AI	81	VAL	2.9
21	AZ	9	TYR	2.9
32	CB	133	LYS	2.9
44	DN	18	VAL	2.9
50	DT	88	VAL	2.9
1	AA	2123	G	2.9
1	AA	2802	G	2.9
31	DA	1373	G	2.9
39	DI	72	GLY	2.9

Continued on next page...

Continued from previous page...

Mol	Chain	Res	Type	RSRZ
49	DS	76	PRO	2.9
37	CG	100	ALA	2.9
33	CC	172	ARG	2.9
15	AT	1	MET	2.9
31	CA	1304	G	2.9
31	DA	1190	G	2.9
31	DA	1385	G	2.9
39	CI	29	ASN	2.9
46	CP	12	LYS	2.9
43	CM	66	LEU	2.9
1	AA	2137	C	2.9
31	DA	345	C	2.9
31	DA	1205	U	2.9
37	CG	28	ASN	2.9
40	CJ	78	ASN	2.9
1	AA	652(F)	G	2.9
31	CA	1131	G	2.9
1	AA	652(T)	C	2.9
1	BA	885	C	2.9
31	DA	1374	A	2.9
1	AA	2150	U	2.9
32	CB	140	HIS	2.9
33	CC	127	ARG	2.9
37	CG	85	TYR	2.9
37	DG	152	ALA	2.9
39	CI	5	TYR	2.9
1	BA	2111	C	2.9
1	BA	2154	G	2.9
31	CA	1045	C	2.9
31	DA	1343	G	2.9
37	CG	69	VAL	2.9
48	CR	76	LEU	2.9
12	AQ	33	GLY	2.9
26	A4	9	LEU	2.9
37	CG	30	ILE	2.9
39	DI	96	LEU	2.9
1	BA	652(S)	C	2.9
51	DU	3	LYS	2.9
31	CA	1305	G	2.9
43	CM	55	ARG	2.9
49	CS	67	VAL	2.9
49	DS	45	VAL	2.9

Continued on next page...

Continued from previous page...

Mol	Chain	Res	Type	RSRZ
44	CN	20	ALA	2.9
32	DB	232	PRO	2.9
1	AA	2186	G	2.9
1	AA	2894	G	2.9
6	AG	44	GLY	2.9
39	DI	22	GLY	2.9
1	AA	2320	A	2.9
20	AY	65	ALA	2.9
43	CM	29	ARG	2.9
1	AA	2132	U	2.9
31	CA	1025	U	2.9
1	BA	2157	G	2.9
31	CA	156	G	2.9
31	CA	1224	G	2.9
31	CA	1261	A	2.9
31	DA	1300	G	2.9
43	CM	2	ALA	2.9
33	CC	148	GLY	2.9
46	CP	21	VAL	2.8
6	AG	72	ARG	2.8
6	BG	145	THR	2.8
32	DB	29	ALA	2.8
37	DG	96	GLN	2.8
1	BA	652(Q)	G	2.8
31	CA	1111	A	2.8
40	CJ	63	PHE	2.8
31	DA	1192	C	2.8
33	DC	202	ILE	2.8
31	DA	1004	A	2.8
37	CG	155	ARG	2.8
31	DA	1024	G	2.8
43	DM	24	GLY	2.8
1	BA	2107	C	2.8
6	AG	49	ASP	2.8
31	DA	1195	C	2.8
8	AI	122	GLU	2.8
31	DA	1288	A	2.8
1	AA	886	C	2.8
43	DM	92	HIS	2.8
33	CC	200	ALA	2.8
44	CN	61	TRP	2.8
25	A3	28	LEU	2.8

Continued on next page...

Continued from previous page...

Mol	Chain	Res	Type	RSRZ
34	DD	2	GLY	2.8
43	DM	85	GLY	2.8
1	AA	2168	G	2.8
26	A4	11	PRO	2.8
31	DA	1011	G	2.8
31	CA	1383	C	2.8
40	DJ	100	THR	2.8
39	DI	110	GLU	2.8
3	BD	276	LYS	2.8
31	DA	1000	U	2.8
31	CA	1048	G	2.8
40	CJ	33	GLN	2.8
43	CM	84	ILE	2.8
51	DU	17	THR	2.8
26	A4	37	SER	2.8
6	AG	132	ASN	2.8
29	A7	48	LYS	2.8
32	DB	111	ARG	2.8
48	CR	32	ARG	2.8
33	CC	149	ALA	2.8
48	CR	34	TYR	2.8
31	CA	1364	U	2.8
31	DA	996	A	2.8
39	DI	93	ARG	2.8
40	DJ	97	GLU	2.8
32	DB	115	LEU	2.8
33	DC	65	ALA	2.8
39	CI	122	ALA	2.8
31	CA	1021	G	2.8
49	DS	32	LYS	2.8
1	AA	2167	U	2.8
33	DC	44	GLU	2.8
31	CA	1213	A	2.8
7	AH	96	ALA	2.8
37	DG	148	ASN	2.8
33	CC	153	VAL	2.8
44	DN	16	PHE	2.8
1	BA	2141	G	2.7
31	CA	1024	G	2.7
40	DJ	99	LYS	2.7
7	AH	46	GLU	2.7
1	AA	1052	C	2.7

Continued on next page...

Continued from previous page...

Mol	Chain	Res	Type	RSRZ
31	CA	1320	C	2.7
33	CC	167	TRP	2.7
31	CA	1266	G	2.7
43	CM	72	ALA	2.7
33	CC	196	LEU	2.7
34	CD	21	LEU	2.7
43	CM	56	LEU	2.7
8	AI	145	VAL	2.7
14	AS	37	ALA	2.7
40	CJ	24	VAL	2.7
37	CG	146	GLU	2.7
44	DN	14	PRO	2.7
50	CT	9	ASN	2.7
1	AA	2149	G	2.7
1	AA	2157	G	2.7
31	DA	1193	G	2.7
32	DB	139	LYS	2.7
1	AA	890	A	2.7
51	CU	8	THR	2.7
6	AG	65	GLY	2.7
32	DB	38	GLY	2.7
31	CA	1382	C	2.7
37	CG	18	TYR	2.7
31	DA	1348	U	2.7
44	CN	22	THR	2.7
2	AB	54	G	2.7
31	DA	1295	G	2.7
37	CG	34	GLY	2.7
39	CI	41	VAL	2.7
14	AS	8	GLU	2.7
43	DM	4	ILE	2.7
31	CA	1147	C	2.7
33	CC	126	ARG	2.7
49	DS	73	GLU	2.7
40	DJ	75	LEU	2.7
31	CA	1136	U	2.7
31	DA	1136	U	2.7
35	CE	25	ARG	2.7
39	CI	26	VAL	2.7
49	DS	77	THR	2.7
1	AA	2172	U	2.7
31	CA	1307	U	2.7

Continued on next page...

Continued from previous page...

Mol	Chain	Res	Type	RSRZ
43	DM	60	VAL	2.7
37	DG	145	ALA	2.7
43	CM	21	TYR	2.7
43	DM	50	GLU	2.7
40	DJ	84	GLN	2.7
40	CJ	62	HIS	2.7
49	CS	83	HIS	2.7
6	AG	29	TRP	2.7
32	DB	31	TYR	2.7
44	DN	31	ARG	2.7
39	CI	15	ALA	2.7
1	BA	2135	A	2.7
39	DI	79	LEU	2.7
31	DA	1019	C	2.7
29	B7	46	VAL	2.7
37	CG	121	ALA	2.7
38	CH	58	TYR	2.6
43	DM	87	TYR	2.6
6	AG	176	LEU	2.6
1	AA	2790	A	2.6
7	AH	148	ILE	2.6
40	CJ	26	ALA	2.6
43	DM	25	ILE	2.6
1	AA	2166	G	2.6
39	DI	8	GLY	2.6
49	DS	56	GLN	2.6
31	CA	1245	A	2.6
49	CS	59	PRO	2.6
32	CB	128	GLU	2.6
33	DC	164	ARG	2.6
40	DJ	33	GLN	2.6
40	DJ	48	THR	2.6
37	DG	88	PRO	2.6
1	AA	2145	C	2.6
39	CI	6	GLY	2.6
37	DG	68	ASN	2.6
37	DG	125	MET	2.6
49	CS	53	ASN	2.6
6	BG	87	PRO	2.6
36	DF	4	TYR	2.6
7	AH	52	VAL	2.6
44	CN	19	ARG	2.6

Continued on next page...

Continued from previous page...

Mol	Chain	Res	Type	RSRZ
8	BI	12	LEU	2.6
31	CA	1038	C	2.6
31	DA	1400	C	2.6
32	DB	43	ASP	2.6
33	CC	183	ASP	2.6
39	CI	114	TYR	2.6
40	CJ	28	ARG	2.6
1	AA	11	G	2.6
4	AE	3	GLY	2.6
7	AH	166	GLY	2.6
25	A3	27	GLY	2.6
31	DA	1294	G	2.6
39	CI	24	GLY	2.6
1	AA	2801(A)	A	2.6
37	DG	109	ASN	2.6
43	CM	40	ASN	2.6
31	CA	1112	C	2.6
7	AH	47	GLU	2.6
37	CG	27	ILE	2.6
40	CJ	40	LEU	2.6
44	DN	39	LEU	2.6
31	DA	77	G	2.6
33	DC	36	ASP	2.6
40	DJ	29	ARG	2.6
31	CA	1004	A	2.6
31	DA	1262	C	2.6
33	DC	64	VAL	2.6
43	CM	61	GLU	2.6
39	DI	95	LYS	2.6
43	DM	80	ARG	2.6
6	AG	80	PHE	2.6
28	A6	20	ASN	2.6
1	BA	2170	A	2.6
43	DM	79	LYS	2.6
31	DA	1006	C	2.6
39	CI	101	PHE	2.6
31	CA	1294	G	2.6
31	DA	1057	G	2.6
1	AA	2143	C	2.6
33	DC	4	LYS	2.6
40	DJ	6	ILE	2.6
49	CS	32	LYS	2.5

Continued on next page...

Continued from previous page...

Mol	Chain	Res	Type	RSRZ
31	DA	1289	A	2.5
31	CA	1215	G	2.5
31	CA	1334	G	2.5
31	CA	1359	C	2.5
37	DG	66	VAL	2.5
39	CI	104	ARG	2.5
41	CK	60	ALA	2.5
35	CE	23	GLY	2.5
14	AS	31	SER	2.5
31	CA	984	C	2.5
31	CA	1005	A	2.5
32	CB	118	LEU	2.5
48	CR	78	LEU	2.5
32	CB	163	PHE	2.5
39	CI	32	ASP	2.5
31	DA	1016	A	2.5
31	DA	1165	C	2.5
31	DA	1208	C	2.5
37	CG	150	ALA	2.5
37	DG	129	GLU	2.5
50	DT	99	LEU	2.5
1	AA	2803	C	2.5
6	AG	120	LEU	2.5
8	AI	108	THR	2.5
31	DA	1350	A	2.5
32	CB	165	VAL	2.5
41	DK	13	GLN	2.5
49	CS	46	GLY	2.5
6	AG	9	ARG	2.5
33	DC	81	GLY	2.5
37	CG	128	ALA	2.5
39	DI	92	TYR	2.5
33	CC	63	ASN	2.5
49	DS	34	TRP	2.5
31	DA	999	C	2.5
46	CP	36	ILE	2.5
6	AG	62	LEU	2.5
31	DA	1050	G	2.5
33	CC	207	VAL	2.5
39	CI	76	ALA	2.5
43	DM	107	ALA	2.5
37	CG	5	ARG	2.5

Continued on next page...

Continued from previous page...

Mol	Chain	Res	Type	RSRZ
20	AY	89	PHE	2.5
1	AA	272(J)	C	2.5
1	AA	899	A	2.5
31	DA	1268	A	2.5
49	CS	73	GLU	2.5
20	AY	35	TYR	2.5
7	AH	105	LEU	2.5
31	DA	1119	C	2.5
33	DC	167	TRP	2.5
6	AG	90	LEU	2.5
6	AG	107	LEU	2.5
31	CA	1047	G	2.5
31	DA	1371	G	2.5
32	DB	14	GLY	2.5
49	DS	11	VAL	2.5
39	DI	82	ALA	2.5
43	CM	79	LYS	2.5
31	CA	78	G	2.5
31	CA	1013	G	2.5
31	DA	1041	A	2.4
31	DA	1046	A	2.4
33	CC	145	GLY	2.4
34	DD	206	PHE	2.4
33	CC	147	LYS	2.4
44	DN	4	LYS	2.4
1	BA	889	C	2.4
1	BA	2142	C	2.4
31	CA	1272	G	2.4
31	DA	1164	G	2.4
43	DM	68	GLY	2.4
31	CA	1329	A	2.4
31	DA	1247	U	2.4
33	DC	58	GLU	2.4
40	DJ	39	PRO	2.4
37	CG	12	LEU	2.4
32	DB	70	PHE	2.4
35	DE	21	ALA	2.4
39	CI	84	ALA	2.4
31	CA	1384	C	2.4
23	A1	48	LYS	2.4
33	CC	142	MET	2.4
6	AG	159	VAL	2.4

Continued on next page...

Continued from previous page...

Mol	Chain	Res	Type	RSRZ
40	CJ	94	VAL	2.4
49	CS	9	VAL	2.4
32	CB	127	ILE	2.4
32	CB	132	LYS	2.4
39	CI	81	ILE	2.4
43	DM	40	ASN	2.4
49	CS	65	ASN	2.4
31	DA	1209	C	2.4
39	DI	83	ARG	2.4
47	DQ	11	VAL	2.4
31	CA	1206	G	2.4
31	CA	1319	A	2.4
20	AY	69	ALA	2.4
32	DB	214	ILE	2.4
39	CI	12	GLU	2.4
14	AS	60	GLY	2.4
20	AY	1	MET	2.4
37	DG	24	THR	2.4
47	CQ	6	LEU	2.4
6	BG	49	ASP	2.4
31	DA	1040	U	2.4
31	DA	1212	U	2.4
1	BA	2114	A	2.4
31	CA	959	A	2.4
31	CA	996	A	2.4
43	DM	57	ARG	2.4
29	A7	46	VAL	2.4
39	CI	99	LEU	2.4
48	DR	27	GLY	2.4
49	CS	19	VAL	2.4
50	DT	84	LEU	2.4
49	CS	70	LYS	2.4
31	DA	1313	U	2.4
43	DM	64	TRP	2.4
8	AI	4	ILE	2.4
33	DC	144	SER	2.4
37	DG	42	ILE	2.4
31	DA	1377	A	2.4
43	CM	96	LEU	2.4
1	AA	2160	G	2.4
33	DC	2	GLY	2.4
35	DE	22	GLY	2.4

Continued on next page...

Continued from previous page...

Mol	Chain	Res	Type	RSRZ
50	DT	85	MET	2.4
32	DB	131	PRO	2.4
37	DG	72	ARG	2.4
39	DI	91	ASP	2.4
44	DN	12	ARG	2.4
26	A4	8	LYS	2.4
33	DC	196	LEU	2.4
11	AP	66	GLY	2.4
43	DM	53	VAL	2.4
49	CS	60	VAL	2.4
2	AB	59	A	2.4
7	AH	158	HIS	2.4
37	CG	2	ALA	2.4
31	CA	953	G	2.4
37	CG	42	ILE	2.4
11	AP	93	GLY	2.4
22	A0	45	PHE	2.4
32	DB	114	ARG	2.4
40	CJ	60	ARG	2.4
31	CA	1374	A	2.4
40	DJ	69	ASN	2.4
47	DQ	100	LYS	2.4
48	CR	75	ILE	2.4
33	DC	159	GLY	2.4
43	DM	17	VAL	2.4
39	CI	37	PHE	2.4
37	DG	151	TYR	2.4
25	A3	29	ARG	2.3
37	CG	76	ARG	2.3
37	DG	15	ASP	2.3
40	CJ	44	VAL	2.3
40	DJ	21	GLN	2.3
1	BA	2120	G	2.3
21	AZ	192	ALA	2.3
31	CA	1177	G	2.3
31	CA	1241	G	2.3
31	CA	1361	G	2.3
6	AG	43	LEU	2.3
33	CC	87	LEU	2.3
32	DB	19	HIS	2.3
43	DM	63	THR	2.3
50	DT	57	ARG	2.3

Continued on next page...

Continued from previous page...

Mol	Chain	Res	Type	RSRZ
6	AG	138	GLN	2.3
11	AP	92	GLU	2.3
7	AH	156	ALA	2.3
31	DA	1211	U	2.3
31	DA	570	G	2.3
45	DO	15	PHE	2.3
1	AA	2178	C	2.3
40	DJ	89	ASP	2.3
34	DD	29	PRO	2.3
33	DC	183	ASP	2.3
1	AA	885	C	2.3
31	CA	1178	G	2.3
31	DA	1022	G	2.3
37	CG	65	ALA	2.3
51	DU	21	TYR	2.3
2	AB	52	A	2.3
31	CA	1285	A	2.3
43	CM	89	GLY	2.3
7	AH	18	GLU	2.3
39	CI	75	ASP	2.3
20	AY	4	LYS	2.3
40	DJ	85	LEU	2.3
6	AG	117	PHE	2.3
17	AV	67	GLY	2.3
31	DA	1038	C	2.3
37	CG	62	PHE	2.3
29	A7	1	MET	2.3
31	DA	1372	U	2.3
36	DF	36	ARG	2.3
31	CA	1130	A	2.3
31	DA	1168	A	2.3
31	DA	1250	A	2.3
39	CI	27	THR	2.3
49	DS	65	ASN	2.3
40	CJ	32	ALA	2.3
32	CB	136	VAL	2.3
31	DA	1326	C	2.3
37	DG	52	GLU	2.3
1	BA	272(A)	G	2.3
31	DA	1177	G	2.3
37	CG	43	PHE	2.3
36	CF	67	MET	2.3

Continued on next page...

Continued from previous page...

Mol	Chain	Res	Type	RSRZ
49	DS	44	MET	2.3
33	CC	189	ALA	2.3
1	AA	2319	G	2.3
2	AB	51	G	2.3
31	CA	98	G	2.3
31	CA	1160	G	2.3
37	DG	92	SER	2.3
6	BG	73	ALA	2.3
21	AZ	112	ARG	2.3
41	DK	97	ALA	2.3
31	CA	1114	C	2.3
31	DA	1317	C	2.3
33	CC	3	ASN	2.3
43	CM	37	THR	2.3
31	CA	1041	A	2.3
31	CA	1316	G	2.3
32	DB	51	LEU	2.3
6	AG	161	THR	2.3
31	CA	1341	U	2.3
37	DG	37	ASN	2.3
32	DB	23	ARG	2.3
32	DB	48	MET	2.3
43	CM	9	ILE	2.3
44	CN	7	ILE	2.3
7	AH	111	HIS	2.3
44	DN	10	ALA	2.3
26	B4	3	GLU	2.2
31	DA	1117	G	2.2
7	AH	106	THR	2.2
21	AZ	91	LEU	2.2
32	CB	96	ARG	2.2
6	AG	87	PRO	2.2
38	CH	116	LYS	2.2
21	AZ	180	VAL	2.2
43	DM	100	GLY	2.2
39	DI	10	ARG	2.2
31	DA	1309	G	2.2
31	DA	1219	U	2.2
43	DM	39	ILE	2.2
1	AA	884	C	2.2
31	CA	1128	C	2.2
31	DA	1270	C	2.2

Continued on next page...

Continued from previous page...

Mol	Chain	Res	Type	RSRZ
49	DS	61	TYR	2.2
8	AI	27	ARG	2.2
37	CG	101	LEU	2.2
31	CA	1180	A	2.2
37	CG	26	PHE	2.2
37	CG	33	ASP	2.2
49	DS	58	VAL	2.2
1	AA	2112	G	2.2
31	DA	1292	U	2.2
31	DA	1316	G	2.2
32	CB	134	GLU	2.2
1	AA	897	C	2.2
1	BA	2105	C	2.2
40	DJ	35	SER	2.2
37	DG	91	VAL	2.2
1	BA	2134	A	2.2
37	DG	18	TYR	2.2
43	CM	57	ARG	2.2
39	DI	3	GLN	2.2
1	AA	2897	U	2.2
31	DA	1341	U	2.2
45	DO	50	HIS	2.2
1	AA	2131	G	2.2
1	AA	2187	G	2.2
1	AA	2185	C	2.2
1	BA	2163	C	2.2
24	A2	1	MET	2.2
31	DA	1342	C	2.2
32	DB	32	ILE	2.2
48	CR	29	PHE	2.2
49	DS	60	VAL	2.2
6	AG	85	GLY	2.2
7	AH	90	LYS	2.2
33	DC	184	TYR	2.2
37	DG	147	ALA	2.2
39	CI	67	GLY	2.2
1	AA	2506	U	2.2
46	DP	48	TRP	2.2
33	DC	147	LYS	2.2
34	CD	5	ILE	2.2
44	CN	32	SER	2.2
1	BA	652(F)	G	2.2

Continued on next page...

Continued from previous page...

Mol	Chain	Res	Type	RSRZ
31	CA	1234	C	2.2
49	DS	46	GLY	2.2
1	BA	2126	A	2.2
26	B4	10	VAL	2.2
31	CA	1380	U	2.2
33	CC	203	PHE	2.2
38	DH	1	MET	2.2
46	DP	20	VAL	2.2
48	DR	46	GLU	2.2
50	DT	51	GLU	2.2
50	DT	102	GLY	2.2
36	CF	57	GLN	2.2
39	DI	54	ASP	2.2
40	DJ	41	PRO	2.2
1	BA	2110	G	2.2
31	DA	1003	G	2.2
39	CI	18	PHE	2.2
37	CG	139	GLU	2.2
49	CS	27	GLU	2.2
6	AG	3	LEU	2.2
51	CU	9	ARG	2.2
35	DE	76	ILE	2.2
33	DC	96	GLY	2.2
7	AH	94	TYR	2.2
39	DI	107	ARG	2.2
45	DO	16	ALA	2.2
1	AA	896	A	2.2
1	AA	1046	A	2.2
40	CJ	97	GLU	2.2
48	DR	22	VAL	2.2
37	DG	32	ARG	2.2
49	CS	78	ARG	2.2
38	DH	2	LEU	2.2
31	CA	991	U	2.2
40	DJ	59	SER	2.2
1	AA	2793	G	2.2
9	AN	44	PRO	2.2
31	CA	933	G	2.2
35	DE	20	GLN	2.2
49	DS	13	ASP	2.2
31	CA	152	A	2.2
31	CA	965	A	2.2

Continued on next page...

Continued from previous page...

Mol	Chain	Res	Type	RSRZ
31	DA	1005	A	2.2
31	DA	1170	A	2.2
34	DD	35	ARG	2.2
37	DG	36	LYS	2.2
37	DG	103	TRP	2.1
1	BA	2109	U	2.1
34	DD	66	ARG	2.1
39	CI	77	ILE	2.1
39	DI	104	ARG	2.1
49	CS	51	VAL	2.1
32	CB	38	GLY	2.1
33	CC	96	GLY	2.1
43	DM	13	LYS	2.1
1	BA	2176	A	2.1
1	BA	2790	A	2.1
14	AS	110	LEU	2.1
31	DA	935	A	2.1
40	CJ	65	LEU	2.1
40	DJ	68	HIS	2.1
49	DS	22	LEU	2.1
1	BA	2146	C	2.1
31	DA	1296	C	2.1
43	DM	49	THR	2.1
7	AH	13	LYS	2.1
35	CE	18	ARG	2.1
40	CJ	46	ARG	2.1
7	AH	100	GLY	2.1
37	CG	92	SER	2.1
37	DG	112	PRO	2.1
33	CC	43	LEU	2.1
34	DD	134	ASP	2.1
37	DG	140	ASP	2.1
20	AY	43	ASN	2.1
33	CC	139	GLN	2.1
37	CG	51	GLN	2.1
43	DM	73	GLU	2.1
31	CA	1385	G	2.1
31	DA	1334	G	2.1
37	DG	93	PRO	2.1
43	CM	70	LEU	2.1
45	DO	81	LEU	2.1
6	AG	75	LYS	2.1

Continued on next page...

Continued from previous page...

Mol	Chain	Res	Type	RSRZ
48	CR	30	ASP	2.1
31	CA	433	C	2.1
31	DA	1118	C	2.1
43	DM	112	GLY	2.1
23	B1	2	SER	2.1
34	DD	37	PRO	2.1
43	DM	113	PRO	2.1
31	CA	1159	U	2.1
31	CA	1207	G	2.1
31	DA	1010	G	2.1
38	CH	4	ASP	2.1
1	AA	279	C	2.1
37	DG	69	VAL	2.1
39	DI	41	VAL	2.1
40	DJ	95	GLU	2.1
49	DS	43	GLU	2.1
26	B4	18	CYS	2.1
37	CG	143	ARG	2.1
7	AH	32	GLU	2.1
35	CE	89	ILE	2.1
49	CS	11	VAL	2.1
1	BA	2151	G	2.1
8	AI	82	ARG	2.1
32	CB	227	GLY	2.1
31	CA	1218	C	2.1
31	DA	218	C	2.1
33	DC	146	ALA	2.1
36	CF	50	TYR	2.1
37	CG	127	ALA	2.1
6	AG	156	ASP	2.1
32	DB	130	ARG	2.1
43	CM	115	LYS	2.1
34	CD	135	LEU	2.1
35	DE	31	LEU	2.1
37	DG	12	LEU	2.1
31	DA	958	A	2.1
39	DI	59	PHE	2.1
31	DA	1258	G	2.1
31	DA	1384	C	2.1
31	DA	1395	C	2.1
36	DF	99	ALA	2.1
49	DS	27	GLU	2.1

Continued on next page...

Continued from previous page...

Mol	Chain	Res	Type	RSRZ
1	AA	2180	U	2.1
26	B4	30	GLU	2.1
37	CG	129	GLU	2.1
31	DA	71	C	2.1
43	CM	53	VAL	2.1
50	CT	55	ILE	2.1
1	BA	2149	G	2.1
31	CA	1186	G	2.1
31	CA	1231	G	2.1
31	DA	156	G	2.1
31	DA	1068	G	2.1
31	DA	1134	G	2.1
37	CG	47	CYS	2.1
40	DJ	47	PHE	2.1
40	CJ	57	LYS	2.1
7	AH	99	VAL	2.1
11	AP	122	PRO	2.1
44	DN	34	TYR	2.1
37	DG	135	VAL	2.1
31	DA	1018	C	2.1
7	AH	27	LYS	2.0
1	AA	275	G	2.0
32	DB	165	VAL	2.0
32	DB	44	LEU	2.0
3	BD	275	LYS	2.0
39	DI	112	LYS	2.0
6	AG	171	ALA	2.0
29	A7	45	ALA	2.0
38	CH	129	VAL	2.0
39	DI	114	TYR	2.0
14	AS	4	LEU	2.0
14	AS	5	THR	2.0
43	CM	4	ILE	2.0
50	CT	72	LEU	2.0
1	AA	2144	U	2.0
31	CA	1310	G	2.0
31	DA	1133	G	2.0
31	DA	1276	G	2.0
31	DA	1339	A	2.0
5	AF	166	ALA	2.0
6	BG	75	LYS	2.0
40	CJ	96	ILE	2.0

Continued on next page...

Continued from previous page...

Mol	Chain	Res	Type	RSRZ
45	DO	64	ARG	2.0
49	CS	33	THR	2.0
31	CA	997	U	2.0
37	DG	31	MET	2.0
5	AF	56	GLU	2.0
38	DH	16	ALA	2.0
32	DB	137	ARG	2.0
43	CM	104	ARG	2.0
44	CN	3	ARG	2.0
31	CA	979	C	2.0
49	CS	48	THR	2.0
31	CA	203	U	2.0
7	AH	56	SER	2.0
26	A4	10	VAL	2.0
33	CC	204	LEU	2.0
37	CG	126	ASP	2.0
40	DJ	73	ASP	2.0
37	CG	55	GLY	2.0
37	DG	53	LYS	2.0
39	DI	20	ARG	2.0
43	DM	55	ARG	2.0
48	CR	40	LEU	2.0

6.2 Non-standard residues in protein, DNA, RNA chains [\(i\)](#)

There are no non-standard protein/DNA/RNA residues in this entry.

6.3 Carbohydrates [\(i\)](#)

There are no monosaccharides in this entry.

6.4 Ligands [\(i\)](#)

In the following table, the Atoms column lists the number of modelled atoms in the group and the number defined in the chemical component dictionary. The B-factors column lists the minimum, median, 95th percentile and maximum values of B factors of atoms in the group. The column labelled 'Q< 0.9' lists the number of atoms with occupancy less than 0.9.

Mol	Type	Chain	Res	Atoms	RSCC	RSR	B-factors(\AA^2)	Q<0.9
52	T8B	AA	3001	44/44	0.85	0.28	20,20,20,20	0

Continued on next page...

Continued from previous page...

Mol	Type	Chain	Res	Atoms	RSCC	RSR	B-factors(\AA^2)	Q<0.9
53	MG	BA	3002	1/1	0.85	0.15	30,30,30,30	0
52	T8B	BA	3001	44/44	0.89	0.34	20,20,20,20	0
53	MG	BA	3003	1/1	0.94	0.16	30,30,30,30	0
53	MG	AA	3002	1/1	0.95	0.20	30,30,30,30	0
53	MG	AA	3003	1/1	0.98	0.17	30,30,30,30	0

6.5 Other polymers [i](#)

There are no such residues in this entry.