



# Full wwPDB X-ray Structure Validation Report ⓘ

Sep 14, 2023 – 03:40 AM EDT

PDB ID : 4V63  
Title : Structural basis for translation termination on the 70S ribosome.  
Authors : Laurberg, M.; Asahara, H.; Korostelev, A.; Zhu, J.; Trakhanov, S.; Noller, H.F.  
Deposited on : 2008-05-16  
Resolution : 3.21 Å(reported)

This is a Full wwPDB X-ray Structure Validation Report for a publicly released PDB entry.

We welcome your comments at [validation@mail.wwpdb.org](mailto:validation@mail.wwpdb.org)

A user guide is available at

<https://www.wwpdb.org/validation/2017/XrayValidationReportHelp>

with specific help available everywhere you see the ⓘ symbol.

The types of validation reports are described at

<http://www.wwpdb.org/validation/2017/FAQs#types>.

---

The following versions of software and data (see [references ⓘ](#)) were used in the production of this report:

MolProbity : 4.02b-467  
Xtriage (Phenix) : 1.13  
EDS : 2.35.1  
Percentile statistics : 20191225.v01 (using entries in the PDB archive December 25th 2019)  
Refmac : 5.8.0158  
CCP4 : 7.0.044 (Gargrove)  
Ideal geometry (proteins) : Engh & Huber (2001)  
Ideal geometry (DNA, RNA) : Parkinson et al. (1996)  
Validation Pipeline (wwPDB-VP) : 2.35.1

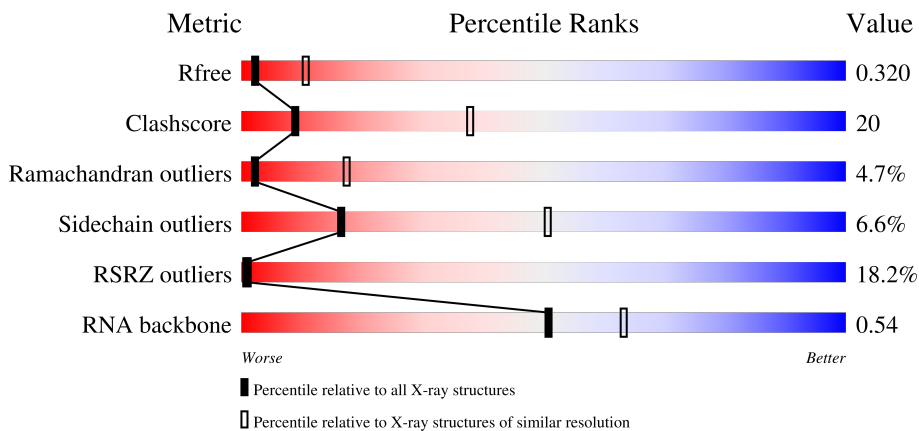
# 1 Overall quality at a glance i

The following experimental techniques were used to determine the structure:

*X-RAY DIFFRACTION*

The reported resolution of this entry is 3.21 Å.

Percentile scores (ranging between 0-100) for global validation metrics of the entry are shown in the following graphic. The table shows the number of entries on which the scores are based.



Metric	Whole archive (#Entries)	Similar resolution (#Entries, resolution range(Å))
$R_{free}$	130704	1133 (3.20-3.20)
Clashscore	141614	1253 (3.20-3.20)
Ramachandran outliers	138981	1234 (3.20-3.20)
Sidechain outliers	138945	1233 (3.20-3.20)
RSRZ outliers	127900	1095 (3.20-3.20)
RNA backbone	3102	1010 (3.50-2.90)

The table below summarises the geometric issues observed across the polymeric chains and their fit to the electron density. The red, orange, yellow and green segments of the lower bar indicate the fraction of residues that contain outliers for  $\geq 3$ , 2, 1 and 0 types of geometric quality criteria respectively. A grey segment represents the fraction of residues that are not modelled. The numeric value for each fraction is indicated below the corresponding segment, with a dot representing fractions  $\leq 5\%$ . The upper red bar (where present) indicates the fraction of residues that have poor fit to the electron density. The numeric value is given above the bar.

Mol	Chain	Length	Quality of chain
1	AA	1525	<div style="display: flex; align-items: center;"> <div style="width: 5%; height: 10px; background-color: red; margin-right: 5px;"></div> <div style="width: 41%; height: 10px; background-color: green; margin-right: 5px;"></div> <div style="width: 48%; height: 10px; background-color: yellow; margin-right: 5px;"></div> <div style="width: 9%; height: 10px; background-color: orange; margin-right: 5px;"></div> <div style="width: 5%; height: 10px; background-color: red; margin-right: 5px;"></div> <div style="margin-left: 5px;">..</div> </div>
1	CA	1525	<div style="display: flex; align-items: center;"> <div style="width: 8%; height: 10px; background-color: red; margin-right: 5px;"></div> <div style="width: 42%; height: 10px; background-color: green; margin-right: 5px;"></div> <div style="width: 47%; height: 10px; background-color: yellow; margin-right: 5px;"></div> <div style="width: 9%; height: 10px; background-color: orange; margin-right: 5px;"></div> <div style="width: 5%; height: 10px; background-color: red; margin-right: 5px;"></div> <div style="margin-left: 5px;">..</div> </div>
2	AY	77	<div style="display: flex; align-items: center;"> <div style="width: 47%; height: 10px; background-color: green; margin-right: 5px;"></div> <div style="width: 44%; height: 10px; background-color: yellow; margin-right: 5px;"></div> <div style="width: 8%; height: 10px; background-color: orange; margin-right: 5px;"></div> <div style="width: 5%; height: 10px; background-color: red; margin-right: 5px;"></div> <div style="margin-left: 5px;">.</div> </div>
2	AZ	77	<div style="display: flex; align-items: center;"> <div style="width: 12%; height: 10px; background-color: red; margin-right: 5px;"></div> <div style="width: 43%; height: 10px; background-color: green; margin-right: 5px;"></div> <div style="width: 49%; height: 10px; background-color: yellow; margin-right: 5px;"></div> <div style="width: 8%; height: 10px; background-color: orange; margin-right: 5px;"></div> </div>




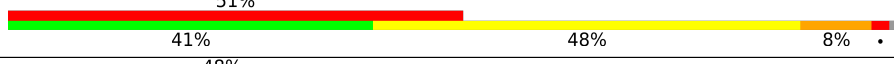

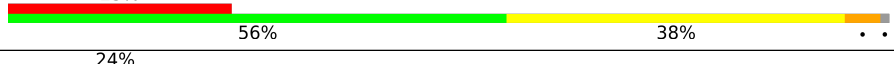
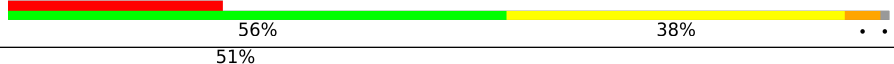

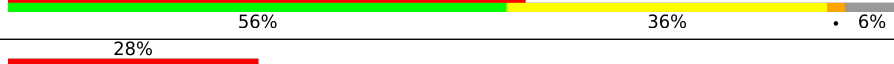




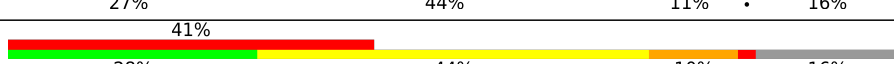
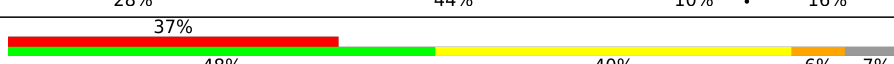


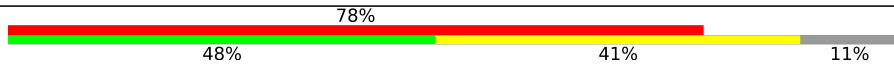
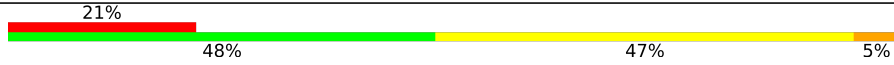


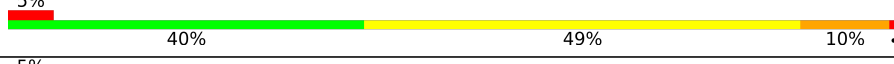



*Continued on next page...*

Continued from previous page...

Mol	Chain	Length	Quality of chain
2	CY	77	
2	CZ	77	
3	AV	27	
3	CV	27	
4	AB	256	
4	CB	256	
5	AC	239	
5	CC	239	
6	AD	209	
6	CD	209	
7	AE	162	
7	CE	162	
8	AF	101	
8	CF	101	
9	AG	156	
9	CG	156	
10	AH	138	
10	CH	138	
11	AI	128	
11	CI	128	
12	AJ	105	
12	CJ	105	
13	AK	129	
13	CK	129	
14	AL	134	

Continued on next page...

Continued from previous page...

Mol	Chain	Length	Quality of chain
14	CL	134	
15	AM	126	
15	CM	126	
16	AN	61	
16	CN	61	
17	AO	89	
17	CO	89	
18	AP	88	
18	CP	88	
19	AQ	105	
19	CQ	105	
20	AR	88	
20	CR	88	
21	AS	93	
21	CS	93	
22	AT	106	
22	CT	106	
23	AU	27	
23	CU	27	
24	AX	354	
24	CX	354	
25	BA	2894	
25	DA	2894	
26	BB	124	
26	DB	124	




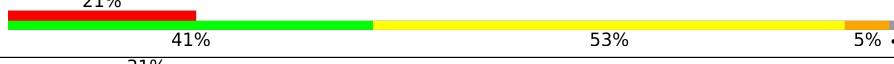
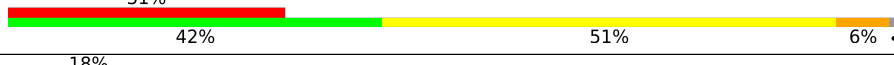
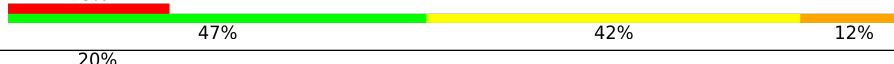
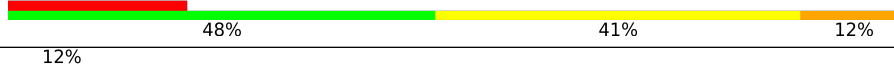
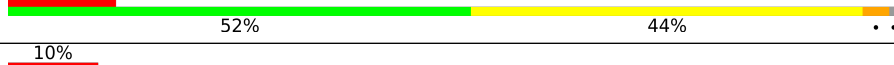
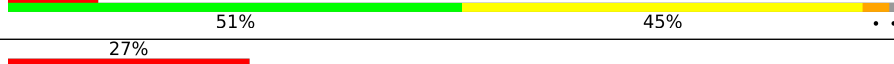












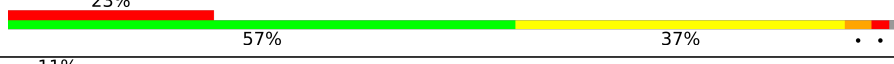



Continued on next page...

Continued from previous page...

Mol	Chain	Length	Quality of chain
27	BD	276	14% 41% 49% 8%
27	DD	276	17% 41% 49% 8%
28	BE	206	32% 47% 45% 7%
28	DE	206	21% 47% 45% 7%
29	BF	210	7% 40% 50% 5%
29	DF	210	22% 40% 50% 5%
30	BG	182	25% 38% 49% 12%
30	DG	182	31% 38% 50% 12%
31	BH	180	40% 48% 33% 7% 12%
31	DH	180	16% 48% 33% 7% 12%
32	BI	148	59% 51% 38% 9%
32	DI	148	45% 50% 40% 8%
33	BJ	173	17% 13% 5% 82%
33	DJ	173	15% 12% 6% 82%
34	BN	163	29% 31% 44% 8% 16%
34	DN	163	22% 30% 45% 8% 16%
35	BO	122	12% 54% 43%
35	DO	122	21% 54% 43%
36	BP	150	27% 36% 41% 16%
36	DP	150	17% 35% 43% 17%
37	BQ	141	35% 53% 8%
37	DQ	141	40% 35% 52% 9%
38	BR	118	30% 52% 38% 9%
38	DR	118	32% 52% 38% 9%
39	BS	112	34% 38% 40% 9% 12%

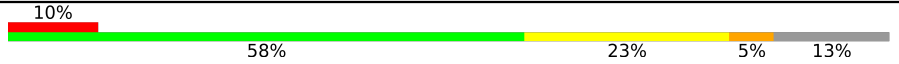
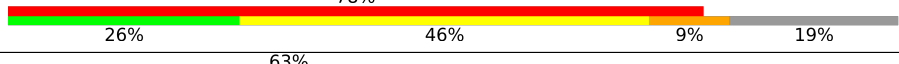
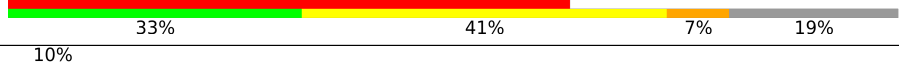

Continued on next page...

Continued from previous page...

Mol	Chain	Length	Quality of chain
39	DS	112	
40	BT	146	
40	DT	146	
41	BU	118	
41	DU	118	
42	BV	101	
42	DV	101	
43	BW	113	
43	DW	113	
44	BX	96	
44	DX	96	
45	BY	110	
45	DY	110	
46	BZ	206	
46	DZ	206	
47	B0	85	
47	D0	85	
48	B1	98	
48	D1	98	
49	B2	72	
49	D2	72	
50	B3	60	
50	D3	60	
51	B4	97	
51	D4	97	

Continued on next page...

Continued from previous page...

Mol	Chain	Length	Quality of chain
52	B5	60	
52	D5	60	
53	B6	54	
53	D6	54	
54	B7	49	
54	D7	49	
55	B8	65	
55	D8	65	

The following table lists non-polymeric compounds, carbohydrate monomers and non-standard residues in protein, DNA, RNA chains that are outliers for geometric or electron-density-fit criteria:

Mol	Type	Chain	Res	Chirality	Geometry	Clashes	Electron density
56	MG	BA	3677	-	-	-	X
56	MG	BR	202	-	-	-	X
56	MG	CA	1905	-	-	-	X
56	MG	CA	1930	-	-	-	X
56	MG	DA	3546	-	-	-	X
56	MG	DA	3661	-	-	-	X
56	MG	DA	3673	-	-	-	X

## 2 Entry composition [i](#)

There are 57 unique types of molecules in this entry. The entry contains 299961 atoms, of which 0 are hydrogens and 0 are deuteriums.

In the tables below, the ZeroOcc column contains the number of atoms modelled with zero occupancy, the AltConf column contains the number of residues with at least one atom in alternate conformation and the Trace column contains the number of residues modelled with at most 2 atoms.

- Molecule 1 is a RNA chain called 16S RRNA.

Mol	Chain	Residues	Atoms					ZeroOcc	AltConf	Trace
			Total	C	N	O	P			
1	AA	1504	32332	14391	5994	10444	1503	0	0	0
1	CA	1504	32332	14391	5994	10444	1503	0	0	0

There are 2 discrepancies between the modelled and reference sequences:

Chain	Residue	Modelled	Actual	Comment	Reference
AA	466	G	C	conflict	GB 155076
CA	466	G	C	conflict	GB 155076

- Molecule 2 is a RNA chain called P and E-site tRNA(fMet).

Mol	Chain	Residues	Atoms					ZeroOcc	AltConf	Trace
			Total	C	N	O	P			
2	AZ	77	1640	732	297	535	76	0	0	0
2	AY	77	1640	732	297	535	76	0	0	0
2	CZ	77	1640	732	297	535	76	0	0	0
2	CY	77	1640	732	297	535	76	0	0	0

- Molecule 3 is a RNA chain called mRNA.

Mol	Chain	Residues	Atoms					ZeroOcc	AltConf	Trace
			Total	C	N	O	P			
3	AV	12	258	118	54	75	11	0	0	0
3	CV	12	258	118	54	75	11	0	0	0

- Molecule 4 is a protein called 30S ribosomal protein S2.



Mol	Chain	Residues	Atoms					ZeroOcc	AltConf	Trace
			Total	C	N	O	S			
4	AB	234	Total 1900	C 1213	N 341	O 341	S 5	0	0	0
4	CB	234	Total 1900	C 1213	N 341	O 341	S 5	0	0	0

- Molecule 5 is a protein called 30S ribosomal protein S3.

Mol	Chain	Residues	Atoms					ZeroOcc	AltConf	Trace
			Total	C	N	O	S			
5	AC	206	Total 1612	C 1016	N 314	O 281	S 1	0	0	0
5	CC	206	Total 1612	C 1016	N 314	O 281	S 1	0	0	0

- Molecule 6 is a protein called 30S ribosomal protein S4.

Mol	Chain	Residues	Atoms					ZeroOcc	AltConf	Trace
			Total	C	N	O	S			
6	AD	208	Total 1703	C 1066	N 339	O 291	S 7	0	0	0
6	CD	208	Total 1703	C 1066	N 339	O 291	S 7	0	0	0

- Molecule 7 is a protein called 30S ribosomal protein S5.

Mol	Chain	Residues	Atoms					ZeroOcc	AltConf	Trace
			Total	C	N	O	S			
7	AE	151	Total 1155	C 729	N 218	O 204	S 4	0	0	0
7	CE	151	Total 1155	C 729	N 218	O 204	S 4	0	0	0

- Molecule 8 is a protein called 30S ribosomal protein S6.

Mol	Chain	Residues	Atoms					ZeroOcc	AltConf	Trace
			Total	C	N	O	S			
8	AF	101	Total 843	C 531	N 155	O 154	S 3	0	0	0
8	CF	101	Total 843	C 531	N 155	O 154	S 3	0	0	0

- Molecule 9 is a protein called 30S ribosomal protein S7.

Mol	Chain	Residues	Atoms					ZeroOcc	AltConf	Trace
			Total	C	N	O	S			
9	AG	155	Total 1257	C 781	N 252	O 218	S 6	0	0	0

*Continued on next page...*

*Continued from previous page...*

Mol	Chain	Residues	Atoms					ZeroOcc	AltConf	Trace
9	CG	155	Total	C	N	O	S	0	0	0
			1257	781	252	218	6			

- Molecule 10 is a protein called 30S ribosomal protein S8.

Mol	Chain	Residues	Atoms					ZeroOcc	AltConf	Trace
10	AH	138	Total	C	N	O	S	0	0	0
			1116	705	215	193	3			
10	CH	138	Total	C	N	O	S	0	0	0
			1116	705	215	193	3			

- Molecule 11 is a protein called 30S ribosomal protein S9.

Mol	Chain	Residues	Atoms				ZeroOcc	AltConf	Trace
11	AI	127	Total	C	N	O	0	0	0
			1011	639	198	174			
11	CI	127	Total	C	N	O	0	0	0
			1011	639	198	174			

- Molecule 12 is a protein called 30S ribosomal protein S10.

Mol	Chain	Residues	Atoms					ZeroOcc	AltConf	Trace
12	AJ	98	Total	C	N	O	S	0	0	0
			794	499	156	138	1			
12	CJ	98	Total	C	N	O	S	0	0	0
			794	499	156	138	1			

- Molecule 13 is a protein called 30S ribosomal protein S11.

Mol	Chain	Residues	Atoms					ZeroOcc	AltConf	Trace
13	AK	119	Total	C	N	O	S	0	0	0
			885	549	168	165	3			
13	CK	119	Total	C	N	O	S	0	0	0
			885	549	168	165	3			

- Molecule 14 is a protein called 30S ribosomal protein S12.

Mol	Chain	Residues	Atoms					ZeroOcc	AltConf	Trace
14	AL	124	Total	C	N	O	S	0	0	0
			970	611	195	163	1			
14	CL	124	Total	C	N	O	S	0	0	0
			970	611	195	163	1			

There are 4 discrepancies between the modelled and reference sequences:

Chain	Residue	Modelled	Actual	Comment	Reference
AL	2	ALA	-	insertion	UNP P61941
AL	3	LEU	-	insertion	UNP P61941
CL	2	ALA	-	insertion	UNP P61941
CL	3	LEU	-	insertion	UNP P61941

- Molecule 15 is a protein called 30S ribosomal protein S13.

Mol	Chain	Residues	Atoms					ZeroOcc	AltConf	Trace
			Total	C	N	O	S			
15	AM	117	933	577	192	162	2	0	0	0
15	CM	117	933	577	192	162	2	0	0	0

- Molecule 16 is a protein called 30S ribosomal protein S14.

Mol	Chain	Residues	Atoms					ZeroOcc	AltConf	Trace
			Total	C	N	O	S			
16	AN	60	492	312	104	72	4	0	0	0
16	CN	60	492	312	104	72	4	0	0	0

- Molecule 17 is a protein called 30S ribosomal protein S15.

Mol	Chain	Residues	Atoms					ZeroOcc	AltConf	Trace
			Total	C	N	O	S			
17	AO	88	734	459	147	126	2	0	0	0
17	CO	88	734	459	147	126	2	0	0	0

- Molecule 18 is a protein called 30S ribosomal protein S16.

Mol	Chain	Residues	Atoms					ZeroOcc	AltConf	Trace
			Total	C	N	O	S			
18	AP	83	700	443	139	117	1	0	0	0
18	CP	83	700	443	139	117	1	0	0	0

- Molecule 19 is a protein called 30S ribosomal protein S17.

Mol	Chain	Residues	Atoms					ZeroOcc	AltConf	Trace
19	AQ	99	Total	C	N	O	S	0	0	0
			823	528	152	141	2			
19	CQ	99	Total	C	N	O	S	0	0	0
			823	528	152	141	2			

- Molecule 20 is a protein called 30S ribosomal protein S18.

Mol	Chain	Residues	Atoms				ZeroOcc	AltConf	Trace
20	AR	70	Total	C	N	O	0	0	0
			574	367	112	95			
20	CR	70	Total	C	N	O	0	0	0
			574	367	112	95			

- Molecule 21 is a protein called 30S ribosomal protein S19.

Mol	Chain	Residues	Atoms					ZeroOcc	AltConf	Trace
21	AS	78	Total	C	N	O	S	0	0	0
			629	403	114	110	2			
21	CS	78	Total	C	N	O	S	0	0	0
			629	403	114	110	2			

- Molecule 22 is a protein called 30S ribosomal protein S20.

Mol	Chain	Residues	Atoms					ZeroOcc	AltConf	Trace
22	AT	99	Total	C	N	O	S	0	0	0
			762	469	162	129	2			
22	CT	99	Total	C	N	O	S	0	0	0
			762	469	162	129	2			

- Molecule 23 is a protein called 30S ribosomal protein Thx.

Mol	Chain	Residues	Atoms				ZeroOcc	AltConf	Trace
23	AU	24	Total	C	N	O	0	0	0
			208	128	50	30			
23	CU	24	Total	C	N	O	0	0	0
			208	128	50	30			

- Molecule 24 is a protein called Peptide chain release factor 1.

Mol	Chain	Residues	Atoms					ZeroOcc	AltConf	Trace
24	AX	354	Total	C	N	O	S	0	0	0
			2813	1743	509	549	12			

*Continued on next page...*

*Continued from previous page...*

Mol	Chain	Residues	Atoms					ZeroOcc	AltConf	Trace
			Total	C	N	O	S			
24	CX	354	2813	1743	509	549	12	0	0	0

- Molecule 25 is a RNA chain called 23S RRNA.

Mol	Chain	Residues	Atoms					ZeroOcc	AltConf	Trace
			Total	C	N	O	P			
25	BA	2879	61997	27594	11582	19943	2878	0	0	0
25	DA	2879	61997	27594	11582	19943	2878	0	0	0

- Molecule 26 is a RNA chain called 5S RRNA.

Mol	Chain	Residues	Atoms					ZeroOcc	AltConf	Trace
			Total	C	N	O	P			
26	BB	119	2551	1136	471	826	118	0	0	0
26	DB	119	2551	1136	471	826	118	0	0	0

There are 6 discrepancies between the modelled and reference sequences:

Chain	Residue	Modelled	Actual	Comment	Reference
BB	-1	A	-	insertion	GB 48271
BB	120	U	-	insertion	GB 48271
BB	121	U	-	insertion	GB 48271
DB	-1	A	-	insertion	GB 48271
DB	120	U	-	insertion	GB 48271
DB	121	U	-	insertion	GB 48271

- Molecule 27 is a protein called 50S ribosomal protein L2.

Mol	Chain	Residues	Atoms					ZeroOcc	AltConf	Trace
			Total	C	N	O	S			
27	BD	271	2104	1329	416	356	3	0	0	0
27	DD	271	2104	1329	416	356	3	0	0	0

- Molecule 28 is a protein called 50S ribosomal protein L3.

Mol	Chain	Residues	Atoms					ZeroOcc	AltConf	Trace
			Total	C	N	O	S			
28	BE	204	1563	988	299	270	6	0	0	0

*Continued on next page...*

*Continued from previous page...*

Mol	Chain	Residues	Atoms					ZeroOcc	AltConf	Trace
			Total	C	N	O	S			
28	DE	204	1563	988	299	270	6	0	0	0

- Molecule 29 is a protein called 50S ribosomal protein L4.

Mol	Chain	Residues	Atoms					ZeroOcc	AltConf	Trace
			Total	C	N	O	S			
29	BF	202	1586	1011	297	275	3	0	0	0
29	DF	202	1586	1011	297	275	3	0	0	0

There are 10 discrepancies between the modelled and reference sequences:

Chain	Residue	Modelled	Actual	Comment	Reference
BF	1	MET	-	insertion	UNP Q72I05
BF	2	LYS	-	insertion	UNP Q72I05
BF	3	GLU	-	insertion	UNP Q72I05
BF	4	VAL	-	insertion	UNP Q72I05
BF	5	ALA	-	insertion	UNP Q72I05
DF	1	MET	-	insertion	UNP Q72I05
DF	2	LYS	-	insertion	UNP Q72I05
DF	3	GLU	-	insertion	UNP Q72I05
DF	4	VAL	-	insertion	UNP Q72I05
DF	5	ALA	-	insertion	UNP Q72I05

- Molecule 30 is a protein called 50S ribosomal protein L5.

Mol	Chain	Residues	Atoms					ZeroOcc	AltConf	Trace
			Total	C	N	O	S			
30	BG	181	1475	943	268	260	4	0	0	0
30	DG	181	1475	943	268	260	4	0	0	0

- Molecule 31 is a protein called 50S ribosomal protein L6.

Mol	Chain	Residues	Atoms					ZeroOcc	AltConf	Trace
			Total	C	N	O	S			
31	BH	159	1222	773	228	220	1	0	0	0
31	DH	159	1222	773	228	220	1	0	0	0

- Molecule 32 is a protein called 50S ribosomal protein L9.

Mol	Chain	Residues	Atoms					ZeroOcc	AltConf	Trace
32	BI	145	Total	C	N	O	S	0	0	0
			1132	724	200	207	1			
32	DI	145	Total	C	N	O	S	0	0	0
			1132	724	200	207	1			

- Molecule 33 is a protein called 50S ribosomal protein L10.

Mol	Chain	Residues	Atoms					ZeroOcc	AltConf	Trace
33	BJ	32	Total	C	N	O	S	0	0	0
			253	157	49	47				
33	DJ	32	Total	C	N	O	S	0	0	0
			253	157	49	47				

- Molecule 34 is a protein called 50S ribosomal protein L13.

Mol	Chain	Residues	Atoms					ZeroOcc	AltConf	Trace
34	BN	137	Total	C	N	O	S	0	0	0
			1096	707	205	181	3			
34	DN	137	Total	C	N	O	S	0	0	0
			1096	707	205	181	3			

There are 46 discrepancies between the modelled and reference sequences:

Chain	Residue	Modelled	Actual	Comment	Reference
BN	2	VAL	-	insertion	UNP Q72IN1
BN	3	LYS	-	insertion	UNP Q72IN1
BN	4	SER	-	insertion	UNP Q72IN1
BN	5	SER	-	insertion	UNP Q72IN1
BN	6	LEU	-	insertion	UNP Q72IN1
BN	7	ALA	-	insertion	UNP Q72IN1
BN	8	PHE	-	insertion	UNP Q72IN1
BN	9	LEU	-	insertion	UNP Q72IN1
BN	10	ARG	-	insertion	UNP Q72IN1
BN	11	GLY	-	insertion	UNP Q72IN1
BN	12	PRO	-	insertion	UNP Q72IN1
BN	13	PRO	-	insertion	UNP Q72IN1
BN	14	ILE	-	insertion	UNP Q72IN1
BN	15	PRO	-	insertion	UNP Q72IN1
BN	16	ARG	-	insertion	UNP Q72IN1
BN	17	GLN	-	insertion	UNP Q72IN1
BN	18	GLU	-	insertion	UNP Q72IN1
BN	19	GLN	-	insertion	UNP Q72IN1
BN	20	ARG	-	insertion	UNP Q72IN1

*Continued on next page...*

*Continued from previous page...*

Chain	Residue	Modelled	Actual	Comment	Reference
BN	21	ARG	-	insertion	UNP Q72IN1
BN	22	ALA	-	insertion	UNP Q72IN1
BN	23	LEU	-	insertion	UNP Q72IN1
BN	24	VAL	-	insertion	UNP Q72IN1
DN	2	VAL	-	insertion	UNP Q72IN1
DN	3	LYS	-	insertion	UNP Q72IN1
DN	4	SER	-	insertion	UNP Q72IN1
DN	5	SER	-	insertion	UNP Q72IN1
DN	6	LEU	-	insertion	UNP Q72IN1
DN	7	ALA	-	insertion	UNP Q72IN1
DN	8	PHE	-	insertion	UNP Q72IN1
DN	9	LEU	-	insertion	UNP Q72IN1
DN	10	ARG	-	insertion	UNP Q72IN1
DN	11	GLY	-	insertion	UNP Q72IN1
DN	12	PRO	-	insertion	UNP Q72IN1
DN	13	PRO	-	insertion	UNP Q72IN1
DN	14	ILE	-	insertion	UNP Q72IN1
DN	15	PRO	-	insertion	UNP Q72IN1
DN	16	ARG	-	insertion	UNP Q72IN1
DN	17	GLN	-	insertion	UNP Q72IN1
DN	18	GLU	-	insertion	UNP Q72IN1
DN	19	GLN	-	insertion	UNP Q72IN1
DN	20	ARG	-	insertion	UNP Q72IN1
DN	21	ARG	-	insertion	UNP Q72IN1
DN	22	ALA	-	insertion	UNP Q72IN1
DN	23	LEU	-	insertion	UNP Q72IN1
DN	24	VAL	-	insertion	UNP Q72IN1

- Molecule 35 is a protein called 50S ribosomal protein L14.

Mol	Chain	Residues	Atoms					ZeroOcc	AltConf	Trace
35	BO	122	Total	C	N	O	S	0	0	0
			932	587	171	170	4			
35	DO	122	Total	C	N	O	S	0	0	0
			932	587	171	170	4			

- Molecule 36 is a protein called 50S ribosomal protein L15.

Mol	Chain	Residues	Atoms					ZeroOcc	AltConf	Trace
36	BP	146	Total	C	N	O	S	0	0	0
			1114	692	227	193	2			

*Continued on next page...*



*Continued from previous page...*

Mol	Chain	Residues	Atoms					ZeroOcc	AltConf	Trace
			Total	C	N	O	S			
36	DP	146	1114	692	227	193	2	0	0	0

- Molecule 37 is a protein called 50S ribosomal protein L16.

Mol	Chain	Residues	Atoms					ZeroOcc	AltConf	Trace
			Total	C	N	O	S			
37	BQ	136	1079	688	204	182	5	0	0	0
37	DQ	136	1079	688	204	182	5	0	0	0

- Molecule 38 is a protein called 50S ribosomal protein L17.

Mol	Chain	Residues	Atoms				ZeroOcc	AltConf	Trace
			Total	C	N	O			
38	BR	117	960	599	202	159	0	0	0
38	DR	117	960	599	202	159	0	0	0

- Molecule 39 is a protein called 50S ribosomal protein L18.

Mol	Chain	Residues	Atoms				ZeroOcc	AltConf	Trace
			Total	C	N	O			
39	BS	98	770	486	154	130	0	0	0
39	DS	98	770	486	154	130	0	0	0

- Molecule 40 is a protein called 50S ribosomal protein L19.

Mol	Chain	Residues	Atoms					ZeroOcc	AltConf	Trace
			Total	C	N	O	S			
40	BT	137	1143	713	234	195	1	0	0	0
40	DT	137	1143	713	234	195	1	0	0	0

- Molecule 41 is a protein called 50S ribosomal protein L20.

Mol	Chain	Residues	Atoms					ZeroOcc	AltConf	Trace
			Total	C	N	O	S			
41	BU	117	964	610	202	151	1	0	0	0
41	DU	117	964	610	202	151	1	0	0	0

- Molecule 42 is a protein called 50S ribosomal protein L21.

Mol	Chain	Residues	Atoms					ZeroOcc	AltConf	Trace
42	BV	101	Total	C	N	O	S	0	0	0
			779	501	142	135	1			
42	DV	101	Total	C	N	O	S	0	0	0
			779	501	142	135	1			

- Molecule 43 is a protein called 50S ribosomal protein L22.

Mol	Chain	Residues	Atoms					ZeroOcc	AltConf	Trace
43	BW	112	Total	C	N	O	S	0	0	0
			890	560	175	153	2			
43	DW	112	Total	C	N	O	S	0	0	0
			890	560	175	153	2			

- Molecule 44 is a protein called 50S ribosomal protein L23.

Mol	Chain	Residues	Atoms				ZeroOcc	AltConf	Trace
44	BX	92	Total	C	N	O	0	0	0
			725	471	131	123			
44	DX	92	Total	C	N	O	0	0	0
			725	471	131	123			

- Molecule 45 is a protein called 50S ribosomal protein L24.

Mol	Chain	Residues	Atoms					ZeroOcc	AltConf	Trace
45	BY	100	Total	C	N	O	S	0	0	0
			775	500	148	123	4			
45	DY	100	Total	C	N	O	S	0	0	0
			775	500	148	123	4			

- Molecule 46 is a protein called 50S ribosomal protein L25.

Mol	Chain	Residues	Atoms					ZeroOcc	AltConf	Trace
46	BZ	188	Total	C	N	O	S	0	0	0
			1491	950	265	274	2			
46	DZ	188	Total	C	N	O	S	0	0	0
			1491	950	265	274	2			

- Molecule 47 is a protein called 50S ribosomal protein L27.

Mol	Chain	Residues	Atoms					ZeroOcc	AltConf	Trace
47	B0	76	Total	C	N	O	S	0	0	0
			605	376	126	102	1			
47	D0	76	Total	C	N	O	S	0	0	0
			605	376	126	102	1			

- Molecule 48 is a protein called 50S ribosomal protein L28.

Mol	Chain	Residues	Atoms					ZeroOcc	AltConf	Trace
48	B1	88	Total	C	N	O	S	0	0	0
			694	435	141	118				
48	D1	88	Total	C	N	O	S	0	0	0
			694	435	141	118				

- Molecule 49 is a protein called 50S ribosomal protein L29.

Mol	Chain	Residues	Atoms					ZeroOcc	AltConf	Trace
49	B2	72	Total	C	N	O	S	0	0	0
			605	375	122	106	2			
49	D2	72	Total	C	N	O	S	0	0	0
			605	375	122	106	2			

- Molecule 50 is a protein called 50S ribosomal protein L30.

Mol	Chain	Residues	Atoms					ZeroOcc	AltConf	Trace
50	B3	59	Total	C	N	O	S	0	0	0
			467	298	90	78	1			
50	D3	59	Total	C	N	O	S	0	0	0
			467	298	90	78	1			

- Molecule 51 is a protein called 50S ribosomal protein L31.

Mol	Chain	Residues	Atoms					ZeroOcc	AltConf	Trace
51	B4	30	Total	C	N	O	S	0	0	0
			225	142	36	43	4			
51	D4	30	Total	C	N	O	S	0	0	0
			225	142	36	43	4			

There are 52 discrepancies between the modelled and reference sequences:

Chain	Residue	Modelled	Actual	Comment	Reference
B4	2	PRO	-	insertion	UNP Q72JR0
B4	3	LEU	-	insertion	UNP Q72JR0
B4	4	GLY	-	insertion	UNP Q72JR0

*Continued on next page...*

*Continued from previous page...*

Chain	Residue	Modelled	Actual	Comment	Reference
B4	5	VAL	-	insertion	UNP Q72JR0
B4	6	HIS	-	insertion	UNP Q72JR0
B4	7	PRO	-	insertion	UNP Q72JR0
B4	8	LEU	-	insertion	UNP Q72JR0
B4	9	TYR	-	insertion	UNP Q72JR0
B4	10	THR	-	insertion	UNP Q72JR0
B4	11	LYS	-	insertion	UNP Q72JR0
B4	12	ARG	-	insertion	UNP Q72JR0
B4	13	TRP	-	insertion	UNP Q72JR0
B4	14	LEU	-	insertion	UNP Q72JR0
B4	15	ALA	-	insertion	UNP Q72JR0
B4	16	HIS	-	insertion	UNP Q72JR0
B4	17	GLY	-	insertion	UNP Q72JR0
B4	18	GLN	-	insertion	UNP Q72JR0
B4	19	ASP	-	insertion	UNP Q72JR0
B4	20	ARG	-	insertion	UNP Q72JR0
B4	21	ALA	-	insertion	UNP Q72JR0
B4	22	LYS	-	insertion	UNP Q72JR0
B4	23	LYS	-	insertion	UNP Q72JR0
B4	24	GLU	-	insertion	UNP Q72JR0
B4	25	ALA	-	insertion	UNP Q72JR0
B4	26	ASN	-	insertion	UNP Q72JR0
B4	27	VAL	-	insertion	UNP Q72JR0
D4	2	PRO	-	insertion	UNP Q72JR0
D4	3	LEU	-	insertion	UNP Q72JR0
D4	4	GLY	-	insertion	UNP Q72JR0
D4	5	VAL	-	insertion	UNP Q72JR0
D4	6	HIS	-	insertion	UNP Q72JR0
D4	7	PRO	-	insertion	UNP Q72JR0
D4	8	LEU	-	insertion	UNP Q72JR0
D4	9	TYR	-	insertion	UNP Q72JR0
D4	10	THR	-	insertion	UNP Q72JR0
D4	11	LYS	-	insertion	UNP Q72JR0
D4	12	ARG	-	insertion	UNP Q72JR0
D4	13	TRP	-	insertion	UNP Q72JR0
D4	14	LEU	-	insertion	UNP Q72JR0
D4	15	ALA	-	insertion	UNP Q72JR0
D4	16	HIS	-	insertion	UNP Q72JR0
D4	17	GLY	-	insertion	UNP Q72JR0
D4	18	GLN	-	insertion	UNP Q72JR0
D4	19	ASP	-	insertion	UNP Q72JR0
D4	20	ARG	-	insertion	UNP Q72JR0

*Continued on next page...*

Continued from previous page...

Chain	Residue	Modelled	Actual	Comment	Reference
D4	21	ALA	-	insertion	UNP Q72JR0
D4	22	LYS	-	insertion	UNP Q72JR0
D4	23	LYS	-	insertion	UNP Q72JR0
D4	24	GLU	-	insertion	UNP Q72JR0
D4	25	ALA	-	insertion	UNP Q72JR0
D4	26	ASN	-	insertion	UNP Q72JR0
D4	27	VAL	-	insertion	UNP Q72JR0

- Molecule 52 is a protein called 50S ribosomal protein L32.

Mol	Chain	Residues	Atoms					ZeroOcc	AltConf	Trace
			Total	C	N	O	S			
52	B5	52	Total	C	N	O	S	0	0	0
			404	255	79	65	5			
52	D5	52	Total	C	N	O	S	0	0	0
			404	255	79	65	5			

- Molecule 53 is a protein called 50S ribosomal protein L33.

Mol	Chain	Residues	Atoms					ZeroOcc	AltConf	Trace
			Total	C	N	O	S			
53	B6	44	Total	C	N	O	S	0	0	0
			380	235	77	64	4			
53	D6	44	Total	C	N	O	S	0	0	0
			380	235	77	64	4			

- Molecule 54 is a protein called 50S ribosomal protein L34.

Mol	Chain	Residues	Atoms					ZeroOcc	AltConf	Trace
			Total	C	N	O	S			
54	B7	48	Total	C	N	O	S	0	0	0
			418	257	104	55	2			
54	D7	48	Total	C	N	O	S	0	0	0
			418	257	104	55	2			

- Molecule 55 is a protein called 50S ribosomal protein L35.

Mol	Chain	Residues	Atoms					ZeroOcc	AltConf	Trace
			Total	C	N	O	S			
55	B8	63	Total	C	N	O	S	0	0	0
			507	326	101	78	2			
55	D8	63	Total	C	N	O	S	0	0	0
			507	326	101	78	2			

- Molecule 56 is MAGNESIUM ION (three-letter code: MG) (formula: Mg).

Mol	Chain	Residues	Atoms	ZeroOcc	AltConf
56	AA	310	Total Mg 310 310	0	0
56	AZ	6	Total Mg 6 6	0	0
56	AV	1	Total Mg 1 1	0	0
56	AY	25	Total Mg 25 25	0	0
56	AB	2	Total Mg 2 2	0	0
56	AC	6	Total Mg 6 6	0	0
56	AD	8	Total Mg 8 8	0	0
56	AE	1	Total Mg 1 1	0	0
56	AF	2	Total Mg 2 2	0	0
56	AG	1	Total Mg 1 1	0	0
56	AH	2	Total Mg 2 2	0	0
56	AI	2	Total Mg 2 2	0	0
56	AJ	1	Total Mg 1 1	0	0
56	AK	1	Total Mg 1 1	0	0
56	AL	2	Total Mg 2 2	0	0
56	AM	1	Total Mg 1 1	0	0
56	AO	3	Total Mg 3 3	0	0
56	AP	1	Total Mg 1 1	0	0
56	AQ	1	Total Mg 1 1	0	0
56	AX	6	Total Mg 6 6	0	0
56	BA	806	Total Mg 806 806	0	0
56	BB	26	Total Mg 26 26	0	0

*Continued on next page...*

*Continued from previous page...*

Mol	Chain	Residues	Atoms	ZeroOcc	AltConf
56	BD	2	Total Mg 2 2	0	0
56	BE	1	Total Mg 1 1	0	0
56	BF	5	Total Mg 5 5	0	0
56	BG	3	Total Mg 3 3	0	0
56	BH	2	Total Mg 2 2	0	0
56	BI	3	Total Mg 3 3	0	0
56	BJ	1	Total Mg 1 1	0	0
56	BN	2	Total Mg 2 2	0	0
56	BO	3	Total Mg 3 3	0	0
56	BP	1	Total Mg 1 1	0	0
56	BQ	3	Total Mg 3 3	0	0
56	BR	3	Total Mg 3 3	0	0
56	BT	2	Total Mg 2 2	0	0
56	BU	1	Total Mg 1 1	0	0
56	BV	1	Total Mg 1 1	0	0
56	BW	2	Total Mg 2 2	0	0
56	BY	1	Total Mg 1 1	0	0
56	BZ	1	Total Mg 1 1	0	0
56	B1	2	Total Mg 2 2	0	0
56	B2	3	Total Mg 3 3	0	0
56	B5	1	Total Mg 1 1	0	0

*Continued on next page...*

*Continued from previous page...*

Mol	Chain	Residues	Atoms	ZeroOcc	AltConf
56	B7	3	Total Mg 3 3	0	0
56	CA	414	Total Mg 414 414	0	0
56	CZ	19	Total Mg 19 19	0	0
56	CV	4	Total Mg 4 4	0	0
56	CY	21	Total Mg 21 21	0	0
56	CB	2	Total Mg 2 2	0	0
56	CC	7	Total Mg 7 7	0	0
56	CD	2	Total Mg 2 2	0	0
56	CE	1	Total Mg 1 1	0	0
56	CF	1	Total Mg 1 1	0	0
56	CG	1	Total Mg 1 1	0	0
56	CH	1	Total Mg 1 1	0	0
56	CI	2	Total Mg 2 2	0	0
56	CJ	1	Total Mg 1 1	0	0
56	CK	2	Total Mg 2 2	0	0
56	CL	1	Total Mg 1 1	0	0
56	CO	2	Total Mg 2 2	0	0
56	CP	1	Total Mg 1 1	0	0
56	CX	9	Total Mg 9 9	0	0
56	DD	1	Total Mg 1 1	0	0
56	DF	1	Total Mg 1 1	0	0

*Continued on next page...*



*Continued from previous page...*

Mol	Chain	Residues	Atoms		ZeroOcc	AltConf
56	DG	1	Total 1	Mg 1	0	0
56	DH	4	Total 4	Mg 4	0	0
56	DI	2	Total 2	Mg 2	0	0
56	DN	1	Total 1	Mg 1	0	0
56	DO	2	Total 2	Mg 2	0	0
56	DP	6	Total 6	Mg 6	0	0
56	DQ	1	Total 1	Mg 1	0	0
56	DR	1	Total 1	Mg 1	0	0
56	DT	1	Total 1	Mg 1	0	0
56	DV	1	Total 1	Mg 1	0	0
56	DW	3	Total 3	Mg 3	0	0
56	DX	1	Total 1	Mg 1	0	0
56	DZ	4	Total 4	Mg 4	0	0
56	D2	2	Total 2	Mg 2	0	0
56	D3	1	Total 1	Mg 1	0	0
56	D4	3	Total 3	Mg 3	0	0
56	D5	1	Total 1	Mg 1	0	0
56	D7	2	Total 2	Mg 2	0	0
56	D8	1	Total 1	Mg 1	0	0
56	DA	758	Total 758	Mg 758	0	0
56	DB	28	Total 28	Mg 28	0	0

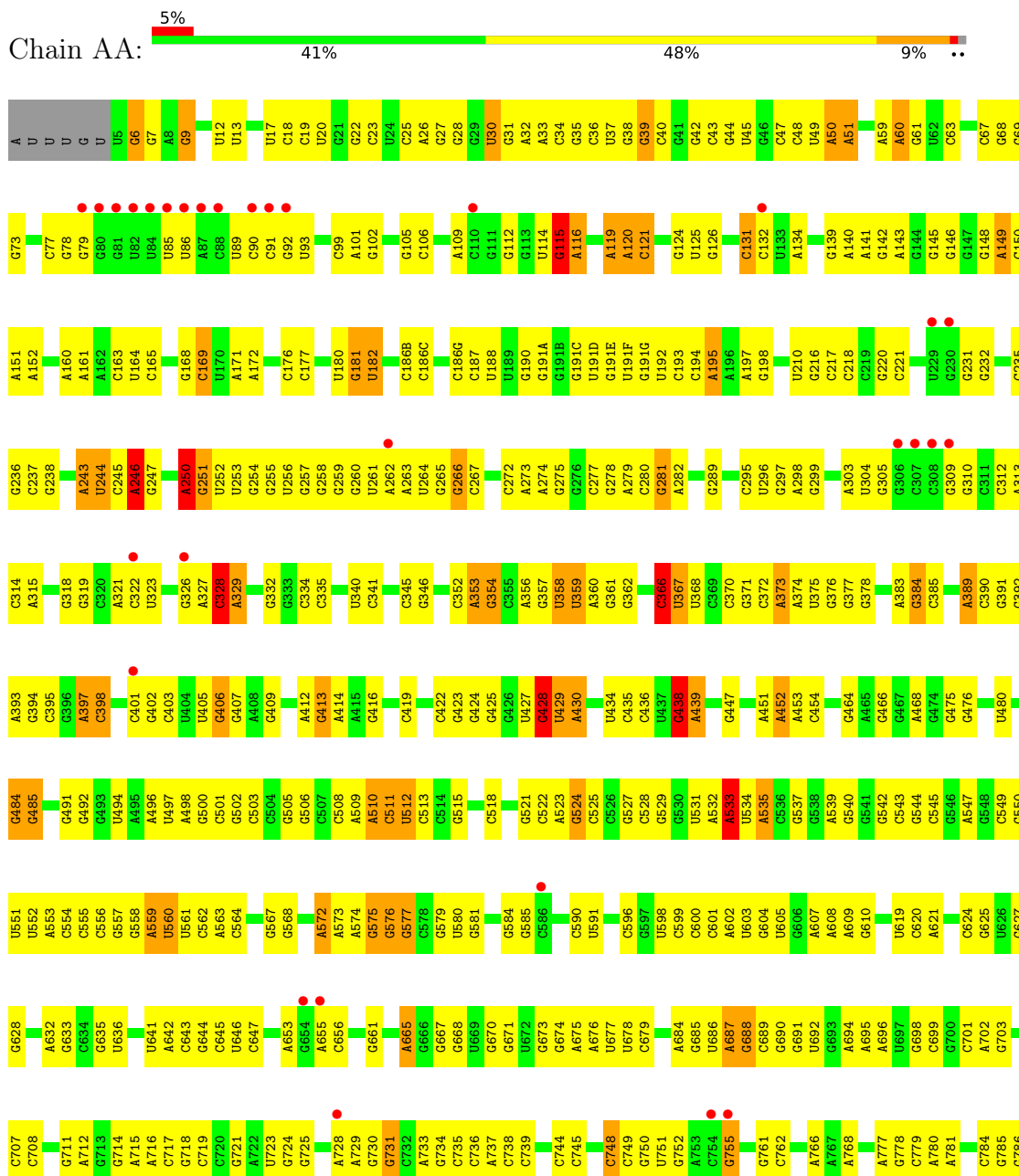
- Molecule 57 is ZINC ION (three-letter code: ZN) (formula: Zn).

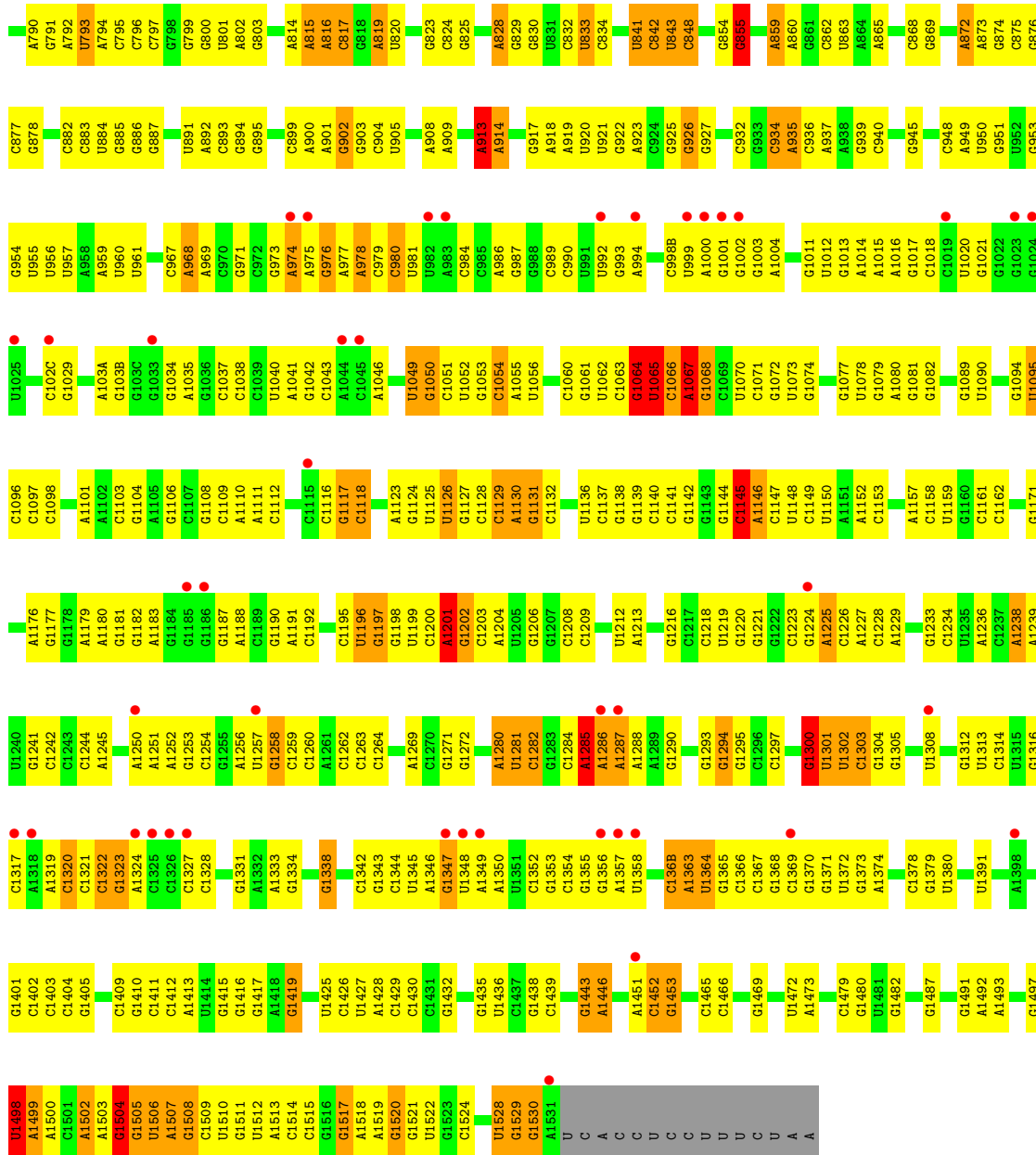
Mol	Chain	Residues	Atoms		ZeroOcc	AltConf
57	AD	1	Total 1	Zn 1	0	0
57	AN	1	Total 1	Zn 1	0	0
57	CD	1	Total 1	Zn 1	0	0
57	CN	1	Total 1	Zn 1	0	0

### 3 Residue-property plots [i](#)

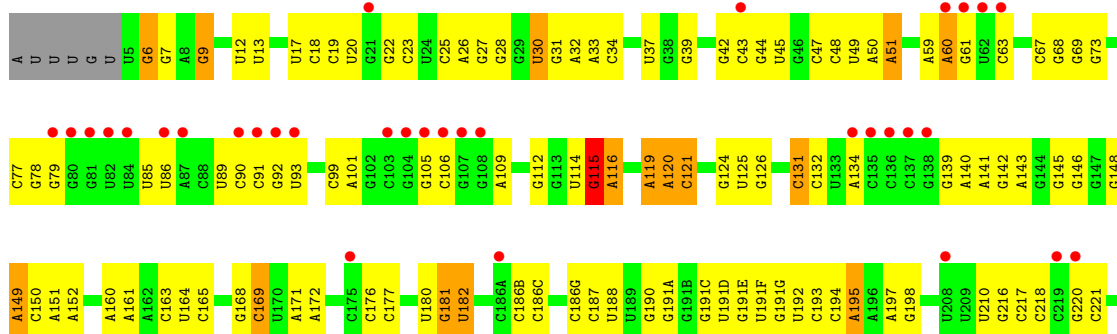
These plots are drawn for all protein, RNA, DNA and oligosaccharide chains in the entry. The first graphic for a chain summarises the proportions of the various outlier classes displayed in the second graphic. The second graphic shows the sequence view annotated by issues in geometry and electron density. Residues are color-coded according to the number of geometric quality criteria for which they contain at least one outlier: green = 0, yellow = 1, orange = 2 and red = 3 or more. A red dot above a residue indicates a poor fit to the electron density ( $RSRZ > 2$ ). Stretches of 2 or more consecutive residues without any outlier are shown as a green connector. Residues present in the sample, but not in the model, are shown in grey.

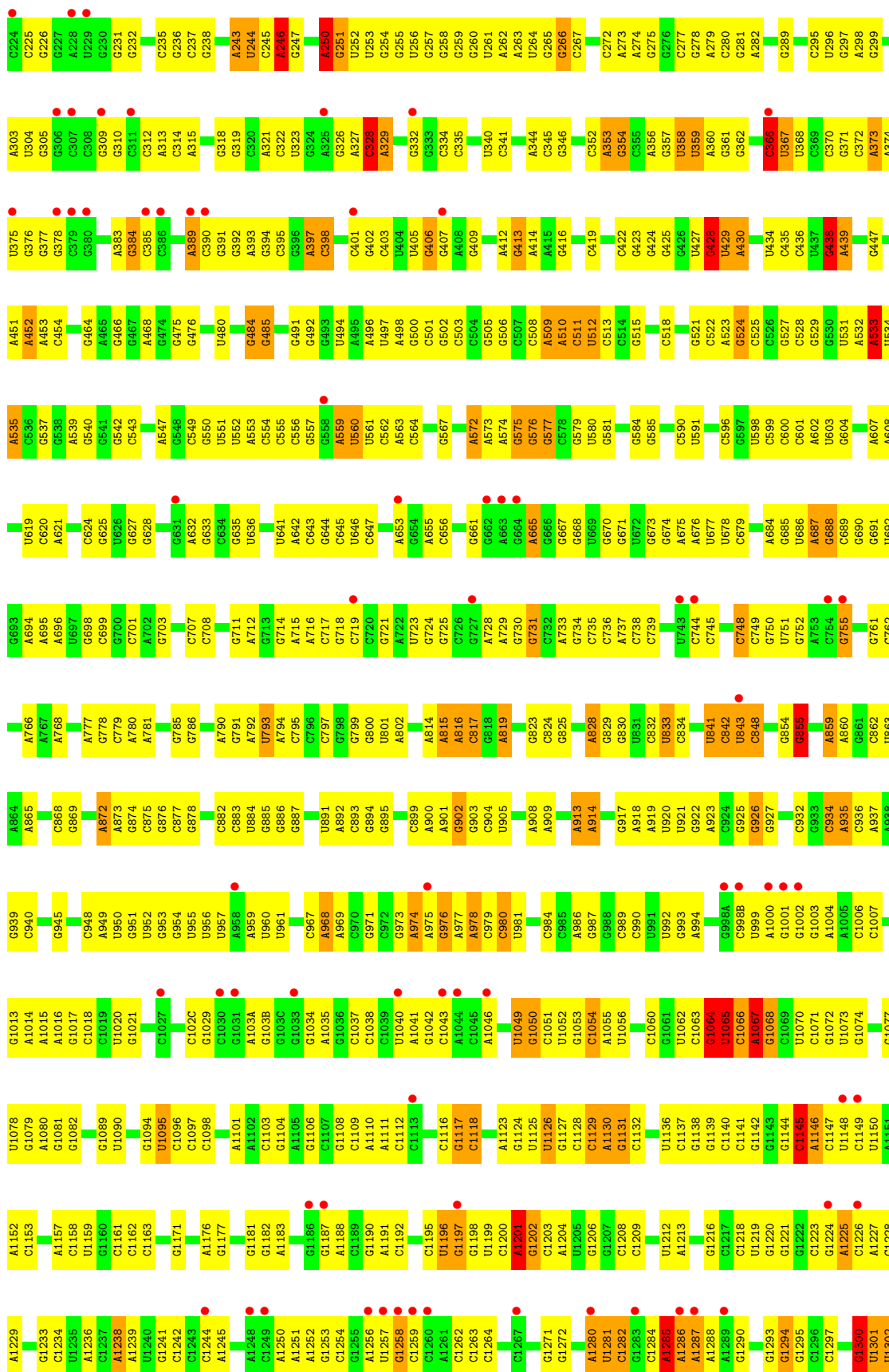
- Molecule 1: 16S RRNA

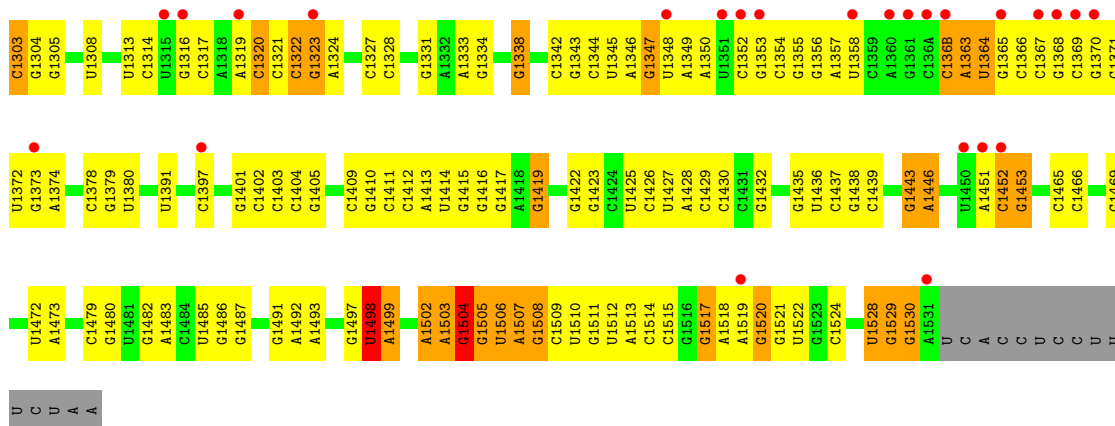




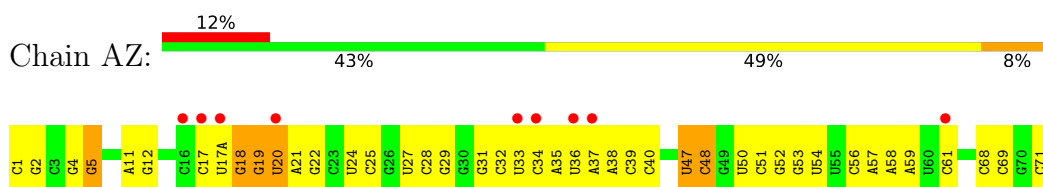
• Molecule 1: 16S rRNA



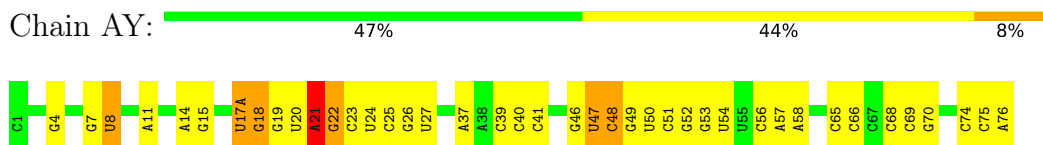




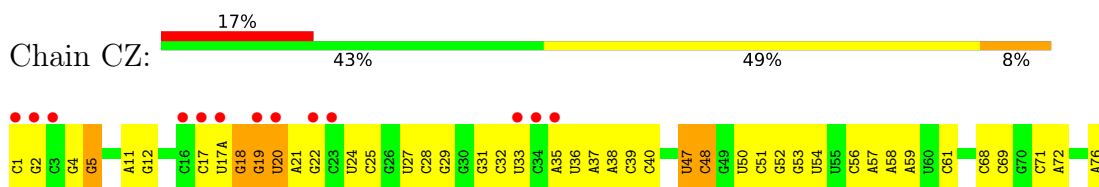
• Molecule 2: P and E-site tRNA(fMet)



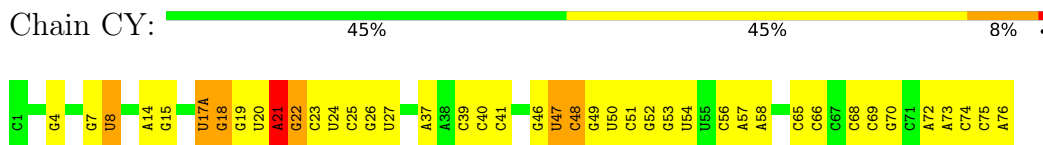
• Molecule 2: P and E-site tRNA(fMet)



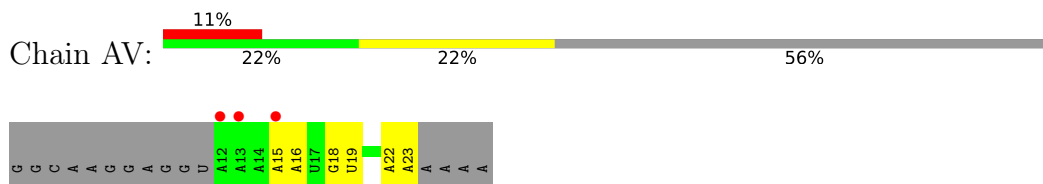
• Molecule 2: P and E-site tRNA(fMet)



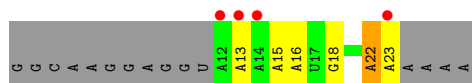
• Molecule 2: P and E-site tRNA(fMet)



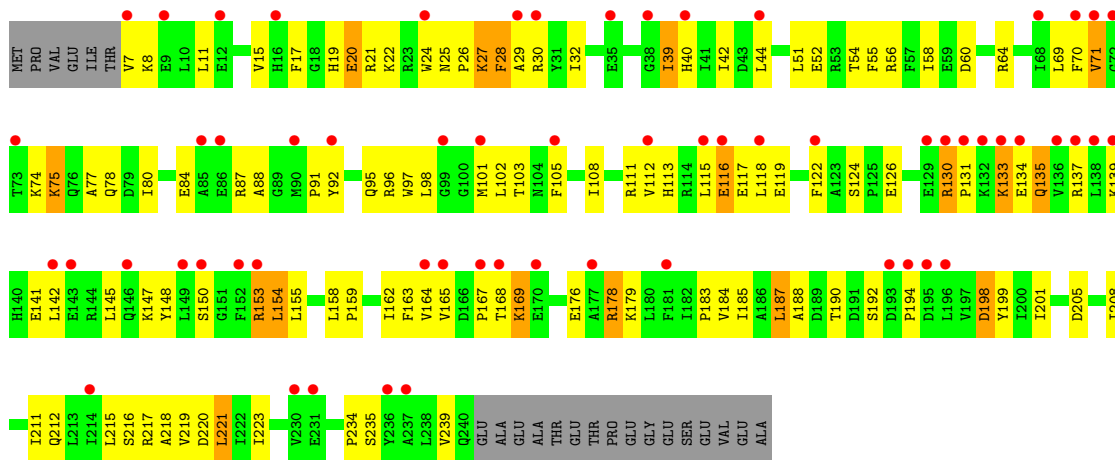
• Molecule 3: mRNA



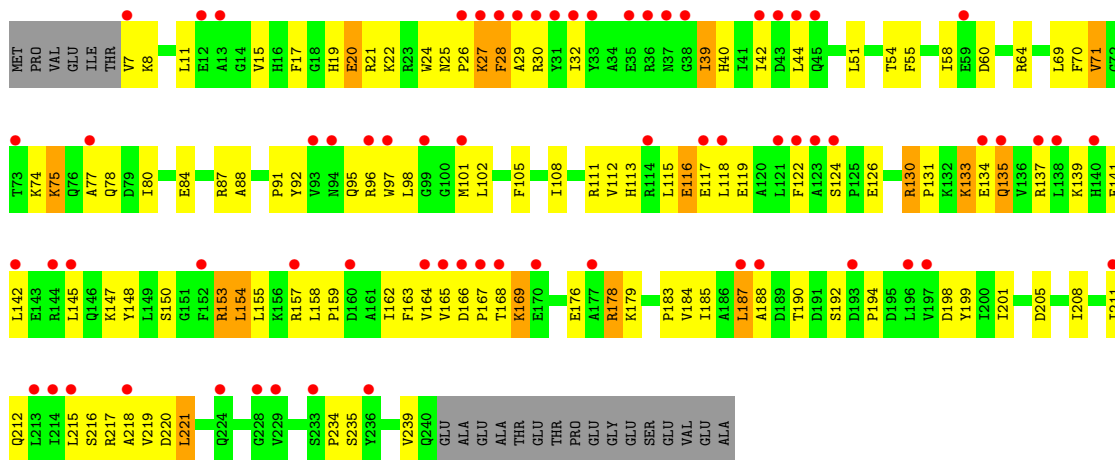
• Molecule 3: mRNA



• Molecule 4: 30S ribosomal protein S2



• Molecule 4: 30S ribosomal protein S2

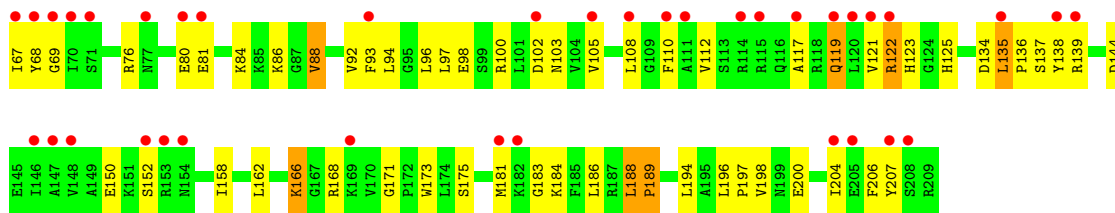


• Molecule 5: 30S ribosomal protein S3

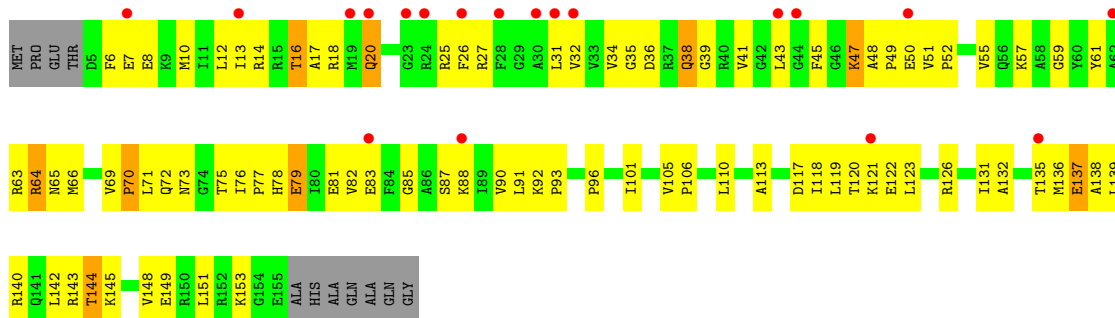




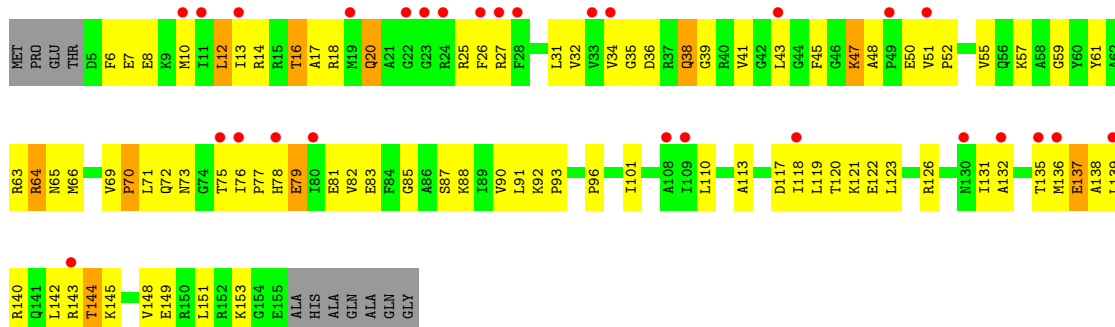




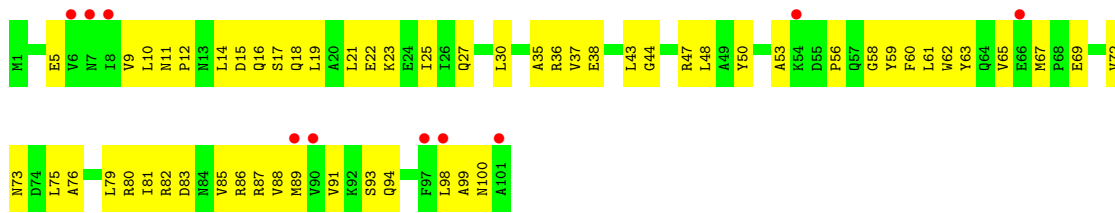
• Molecule 7: 30S ribosomal protein S5



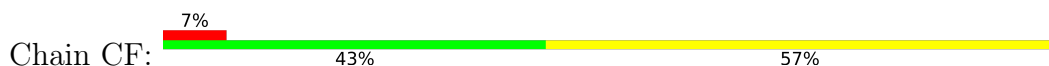
• Molecule 7: 30S ribosomal protein S5

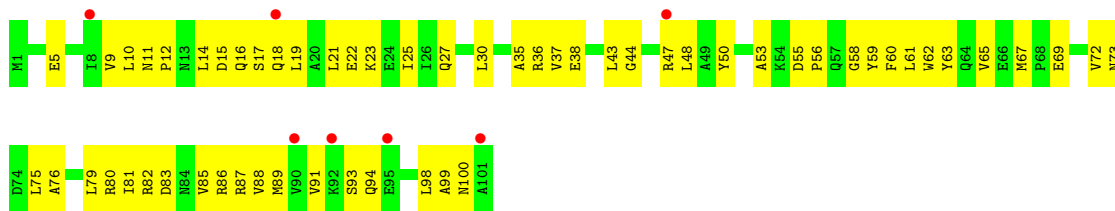


• Molecule 8: 30S ribosomal protein S6

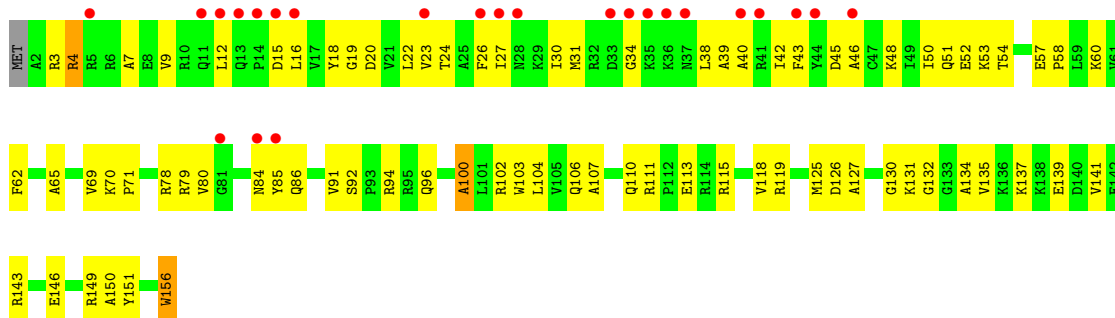


• Molecule 8: 30S ribosomal protein S6

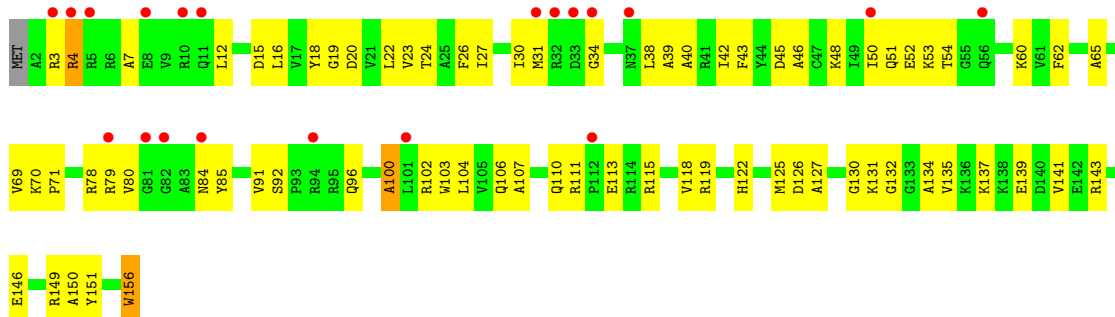




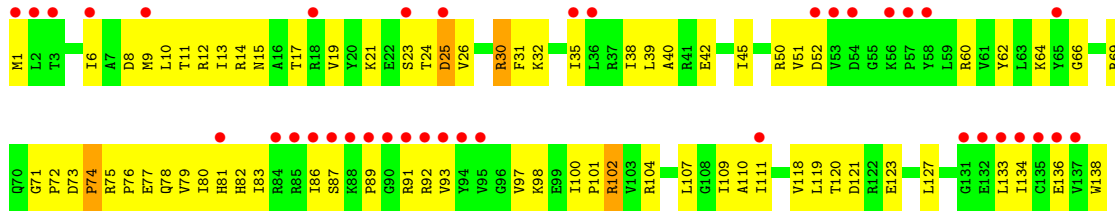
• Molecule 9: 30S ribosomal protein S7



• Molecule 9: 30S ribosomal protein S7

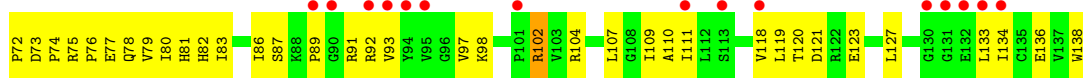
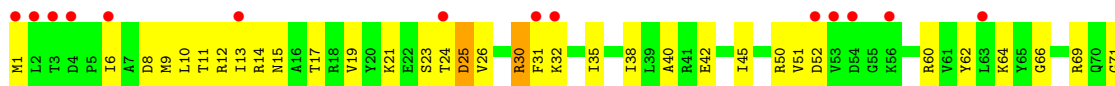


• Molecule 10: 30S ribosomal protein S8

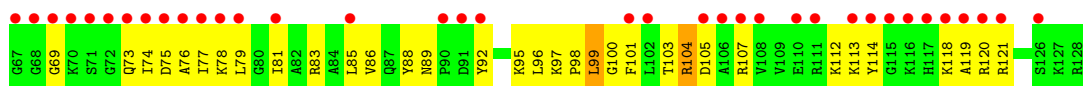
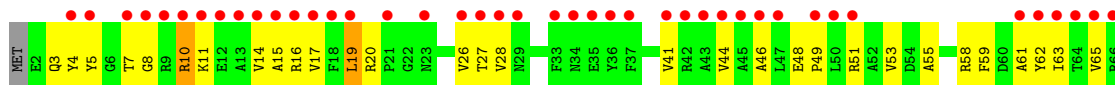


• Molecule 10: 30S ribosomal protein S8

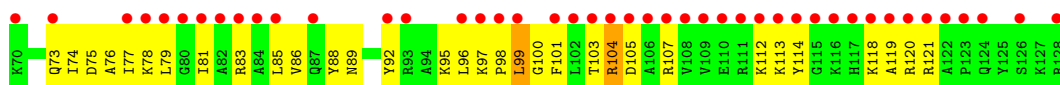
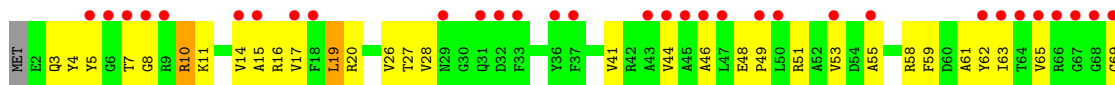




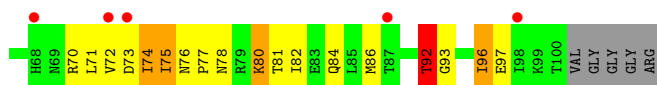
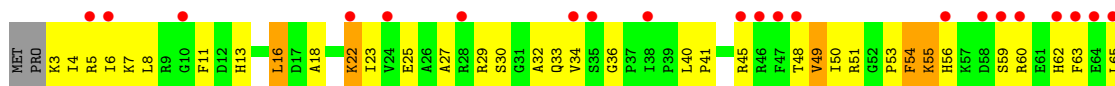
• Molecule 11: 30S ribosomal protein S9



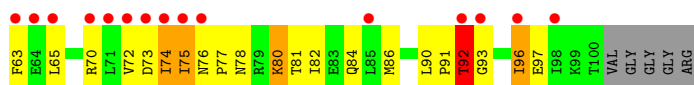
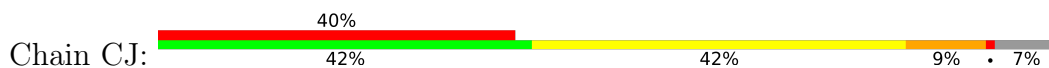
• Molecule 11: 30S ribosomal protein S9



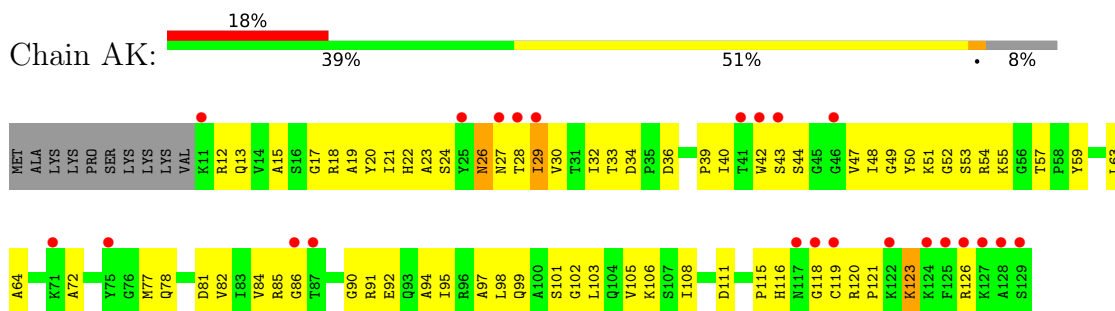
• Molecule 12: 30S ribosomal protein S10



• Molecule 12: 30S ribosomal protein S10



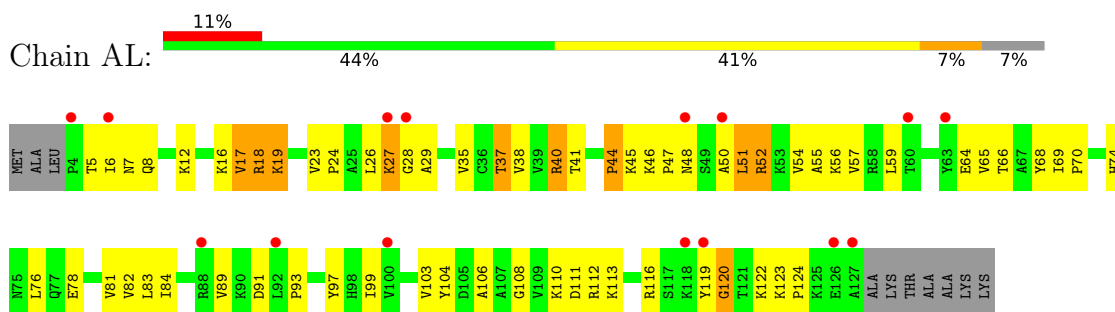
- Molecule 13: 30S ribosomal protein S11



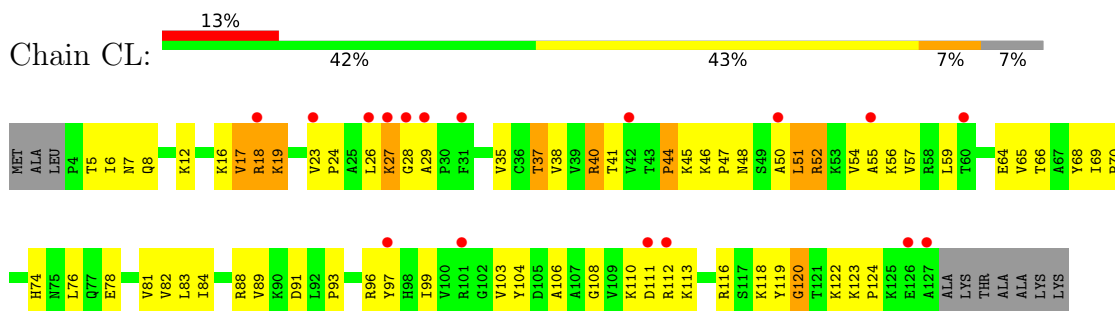
- Molecule 13: 30S ribosomal protein S11



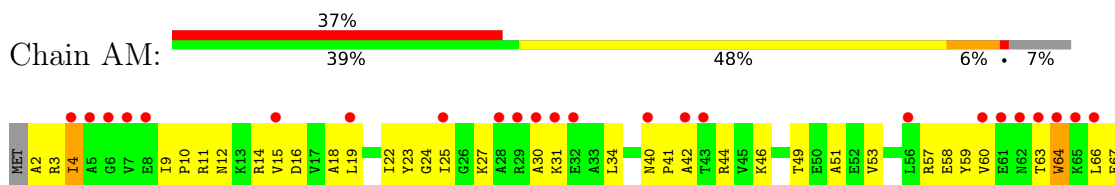
- Molecule 14: 30S ribosomal protein S12

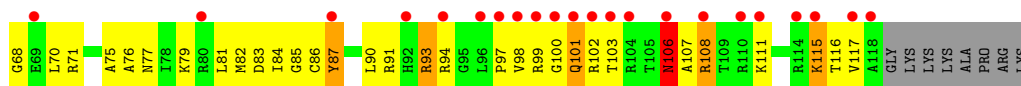


- Molecule 14: 30S ribosomal protein S12

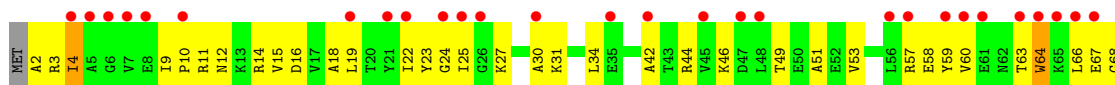


- Molecule 15: 30S ribosomal protein S13

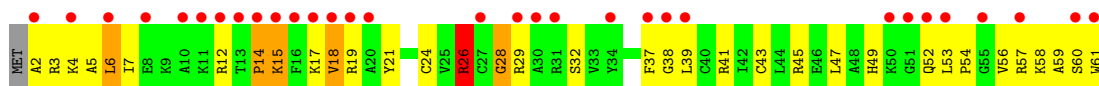




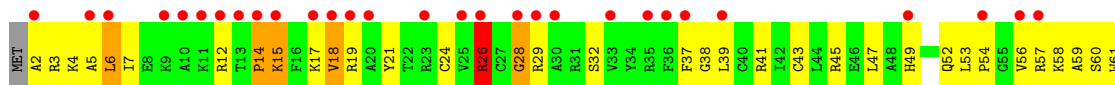
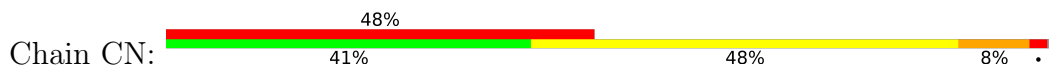
• Molecule 15: 30S ribosomal protein S13



• Molecule 16: 30S ribosomal protein S14



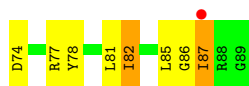
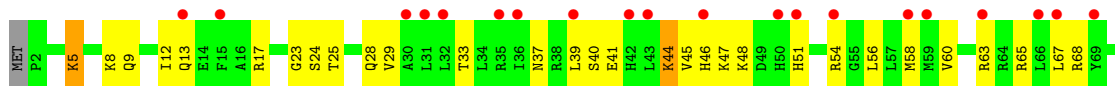
• Molecule 16: 30S ribosomal protein S14



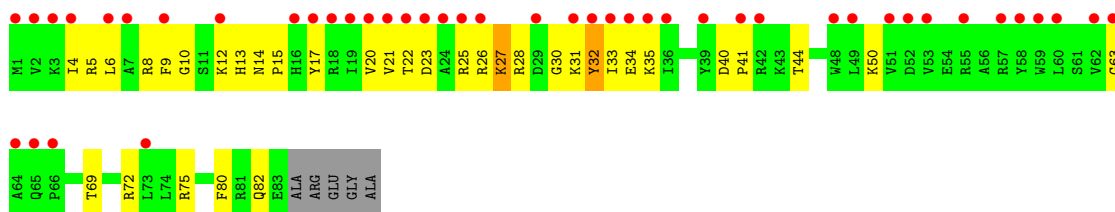
• Molecule 17: 30S ribosomal protein S15



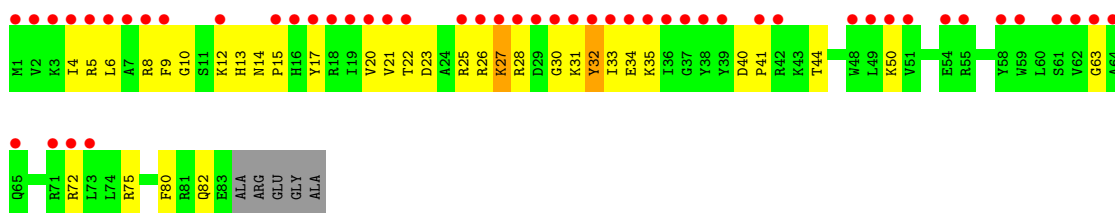
• Molecule 17: 30S ribosomal protein S15



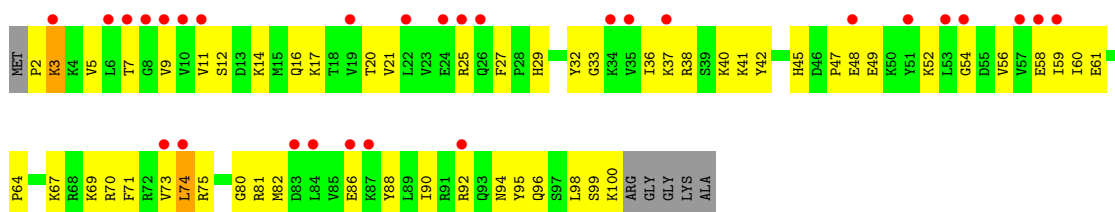
- Molecule 18: 30S ribosomal protein S16



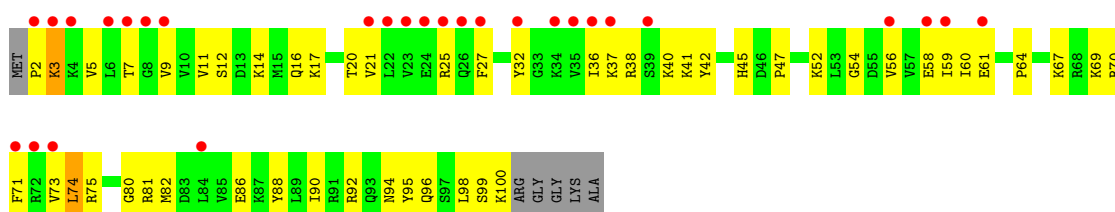
- Molecule 18: 30S ribosomal protein S16



- Molecule 19: 30S ribosomal protein S17



- Molecule 19: 30S ribosomal protein S17

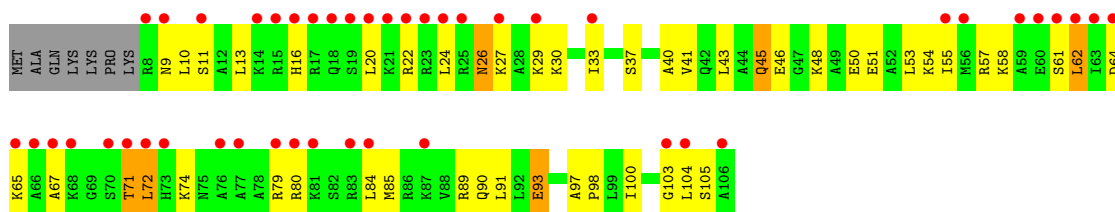
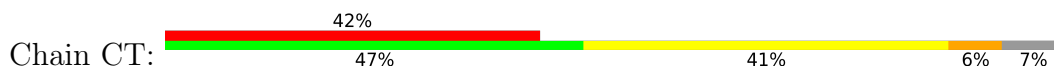


- Molecule 20: 30S ribosomal protein S18

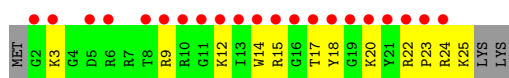
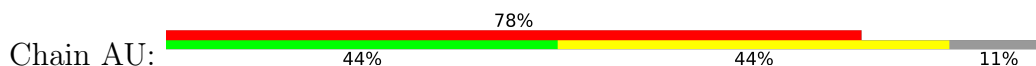




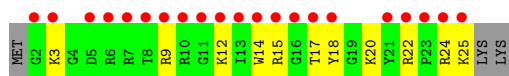
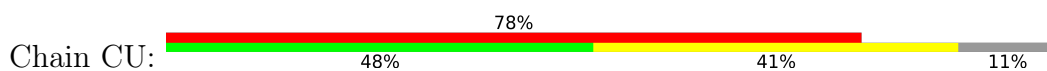
- Molecule 22: 30S ribosomal protein S20



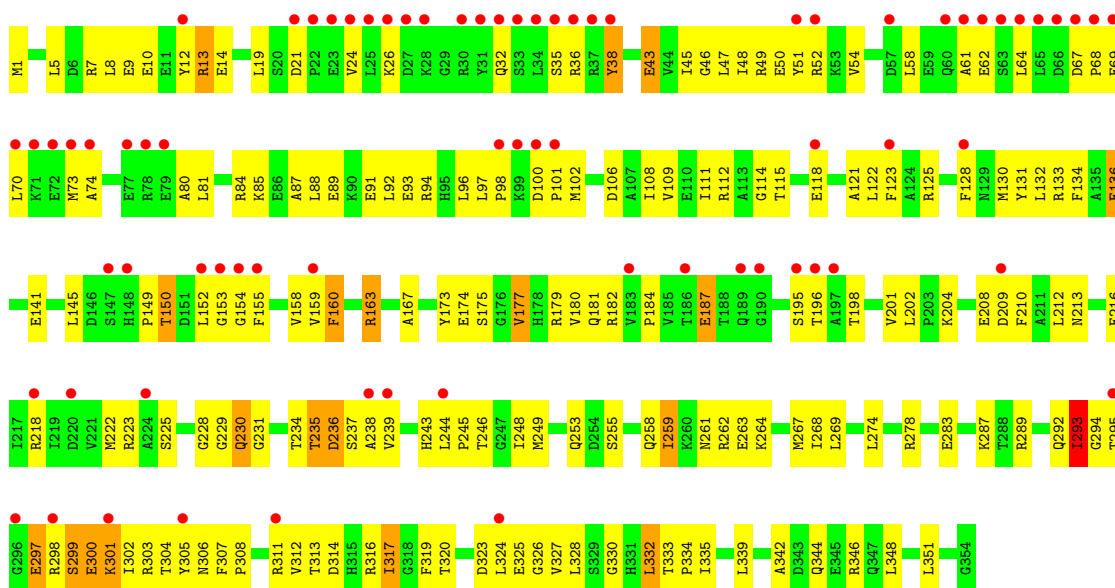
- Molecule 23: 30S ribosomal protein Thx



- Molecule 23: 30S ribosomal protein Thx



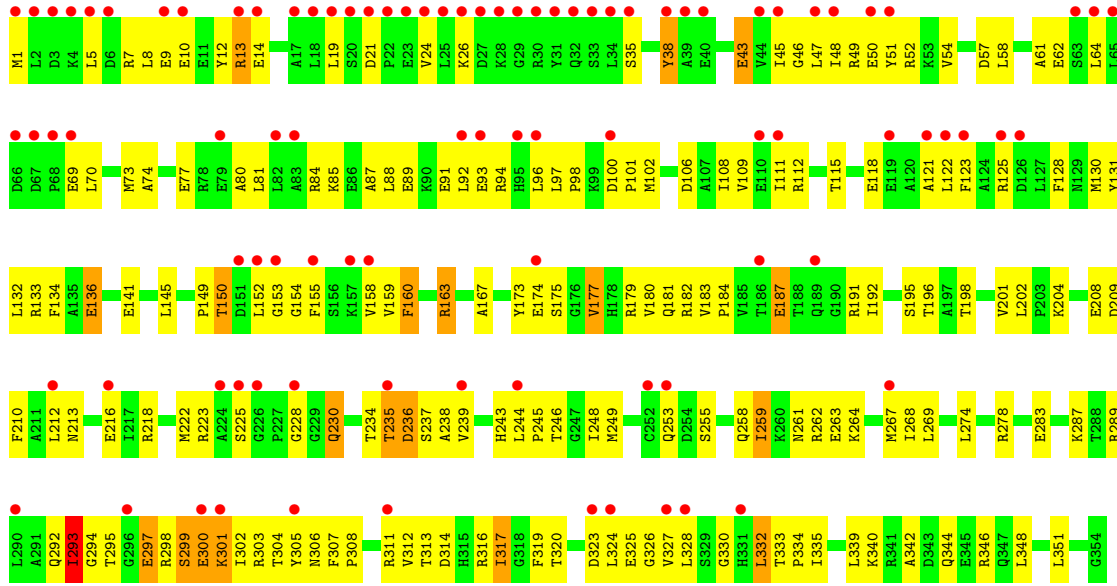
- Molecule 24: Peptide chain release factor 1



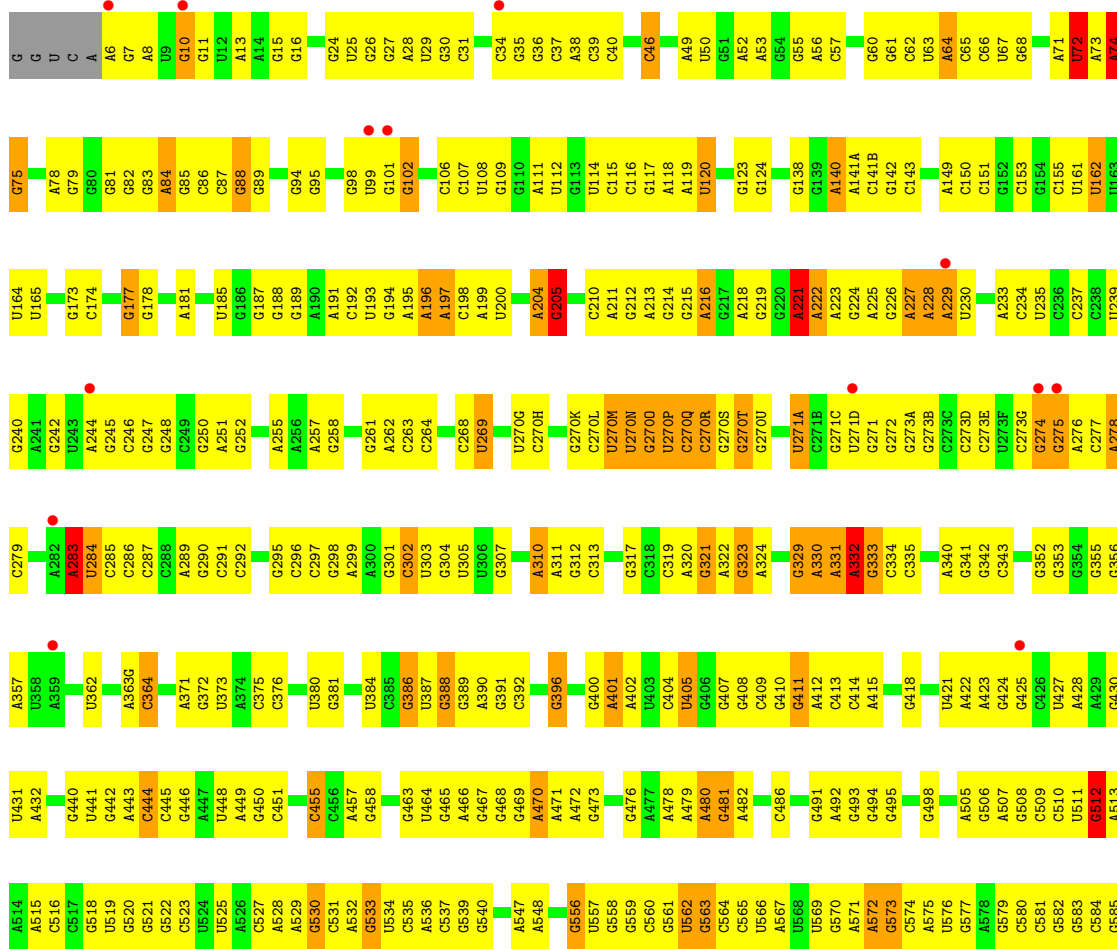
- Molecule 24: Peptide chain release factor 1

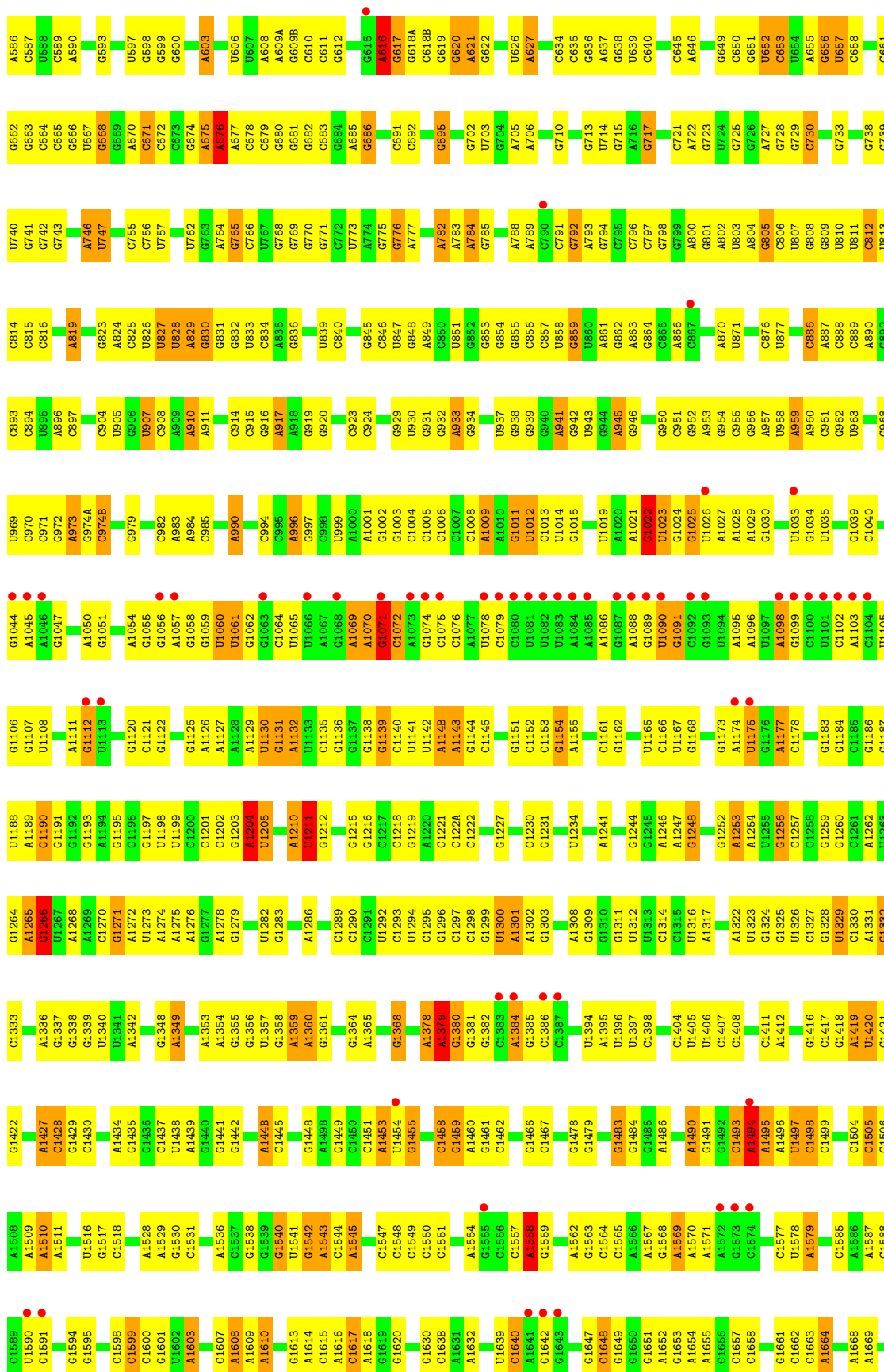




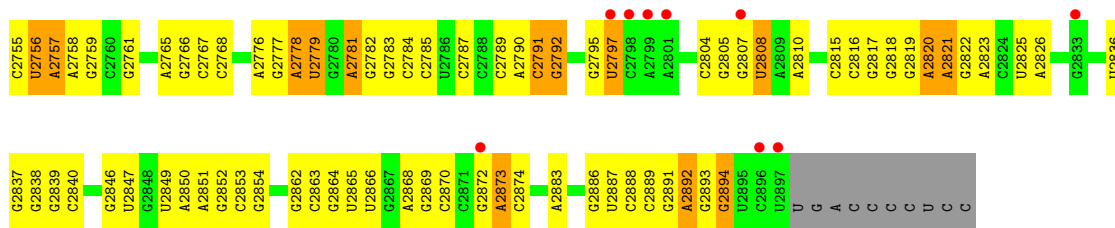


• Molecule 25: 23S RRNA

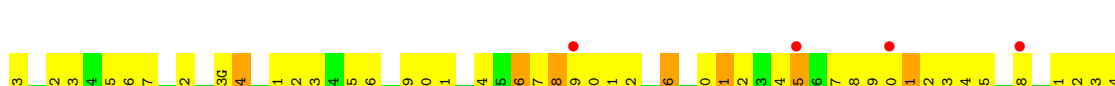
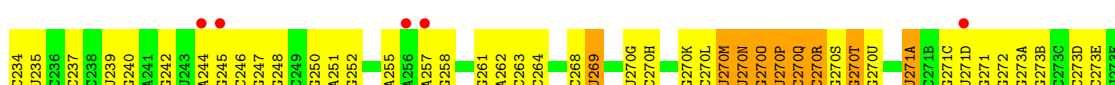
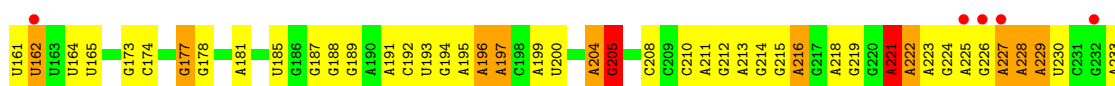
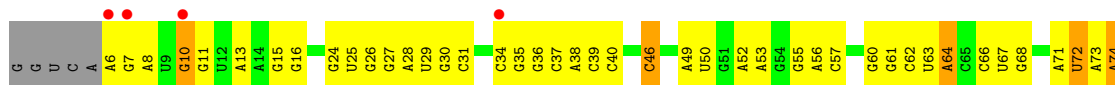


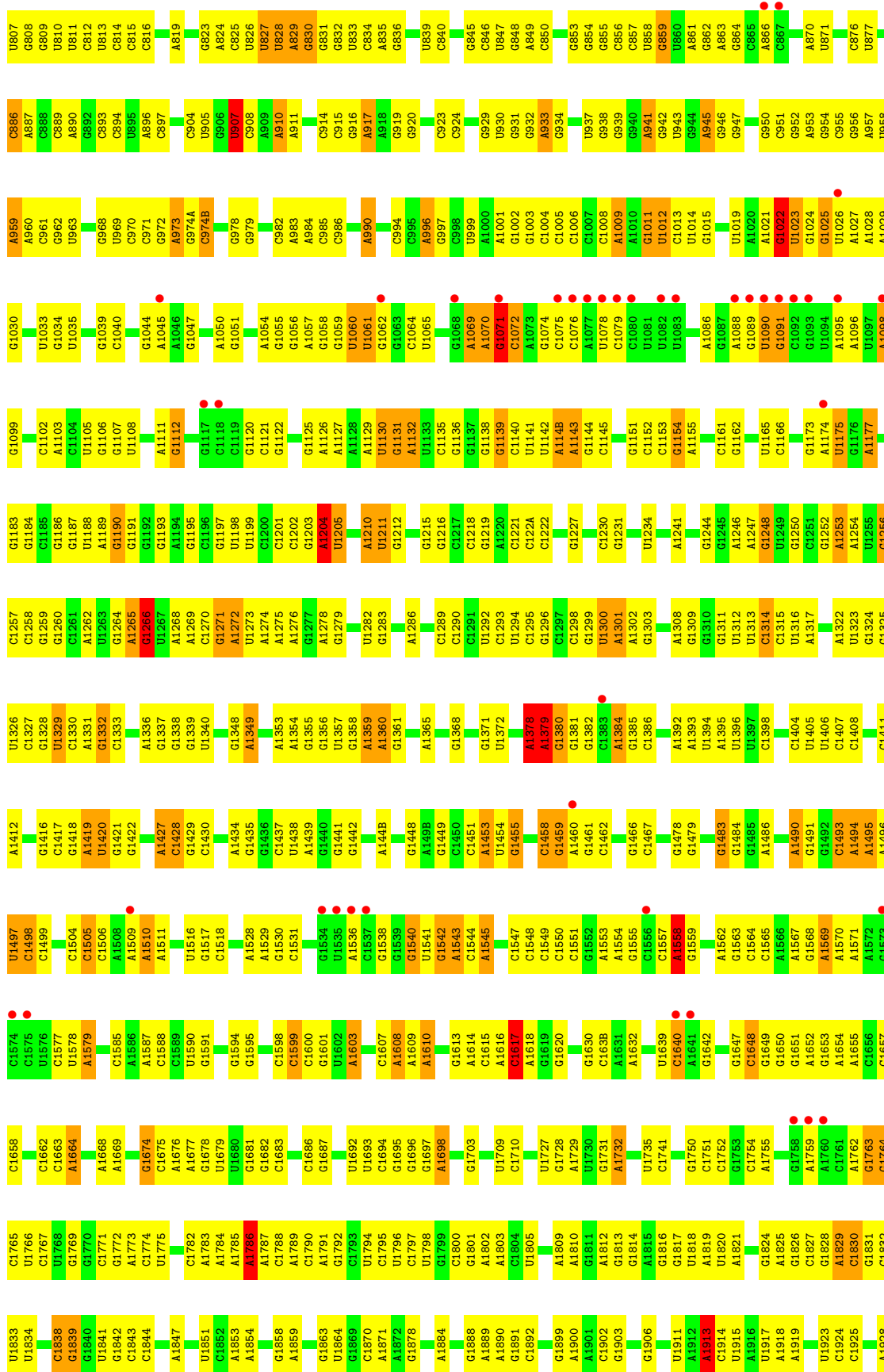


U2687	A2693	G2520	G2446	G2379	A2305	A2285	G2147	G2087	G2018	U1939	A1848	C1782	G1674
U2688	G2694	C2521	G2447	C2380	C2306	C2226	G2148	G2088	A2019	G1945	U1851	A1783	C1675
C2690	A2603	G2529	U2448	C2381	G2307	A2227	G2149	U2089	A2020	U1946	U1852	A1784	A1676
A2693	G2607	G2532	C2452	G2384	A2311	G2230	G2150	U2092	C2021	G1949	A1853	A1785	G1678
G2694	G2608	A2533	A2453	G2385	U2312	G2238	G2151	G2093	G2022	G1950	A1854	A1786	U1679
C2695	U2609	A2534	G2454	C2389	C2313	G2239	G2152	G2094	G2023	U1951	U1858	A1787	U1680
G2696	G2610	G2535	G2455	U2390	C2315	G2240	G2153	G2095	C2026	A1952	G1858	C1788	G1681
U2697	U2611	U2536	C2456	G2391	C2316	A2241	G2154	A1953	U2027	A1953	A1859	A1789	G1682
C2698	G2612	G2537	U2457	G2392	G2317	A2242	A2158	C2097	U2028	G1954	G1863	C1790	C1683
A2614	U2613	C2538	U2462	A2393	G2318	G2243	G2159	C2098	G2029	U1955	G1864	G1791	G1686
U2615	G2614	A2394	C2463	C2394	G2319	U2243	G2160	U2099	A2030	G1956	G1869	G1792	C1687
C2616	U2615	G2395	C2467	C2395	A2320	U2244	G2161	G2100	A2031	C1961	C1870	U1794	U1693
G2617	G2618	G2396	A2469	G2396	G2321	G2245	G2162	U2101	G2032	C1962	A1871	C1795	U1694
A2620	G2619	G2397	A2470	U2401	A2322	G2246	G2163	U2102	A2033	U1963	A1872	U1796	C1694
G2621	G2620	U2552	C2471	U2402	G2325	G2247	U2167	U2103	U2034	U1964	G1878	G1797	G1695
G2622	A2621	G2327	G2472	C2403	C2326	G2251	G2168	G2104	G2035	C1965	A1884	U1798	G1696
G2623	G2623	A2328	A2476	C2404	A2327	C2252	A2169	G2105	G2036	A1966	A1885	G1799	G1697
G2624	U2554	G2329	G2477	C2405	A2328	C2253	G2170	G2106	G2037	C1967	A1885	C1800	A1698
G2625	U2555	G2330	A2478	C2406	G2331	G2254	G2171	C2107	G2038	G1968	G1888	G1801	A1698
G2626	C2556	U2332	G2479	U2407	G2332	G2255	G2172	U2108	C2039	A1969	G1889	G1802	G1703
G2627	G2557	A2333	C2480	U2408	U2333	G2256	G2173	U2109	C2040	A1970	A1889	A1803	U1709
U2630	G2558	G2334	G2481	C2409	A2334	C2257	G2174	U2110	U2041	A1971	A1890	U1710	U1709
G2631	A2561	A2335	U2482	G2410	G2335	G2258	G2175	G2112	C2043	A1972	G1891	C1892	C1710
G2632	U2562	G2336	G2483	G2411	A2336	G2259	A2176	U2113	G2046	G1977	G1899	G1811	U1727
G2633	U2563	G2337	G2484	A2412	G2337	G2260	G2177	U2114	C2047	A1978	A1812	G1812	G1728
U2634	A2564	G2338	G2485	G2413	G2338	G2261	G2178	G2115	C2050	A1979	A1813	G1813	A1729
U2635	A2565	G2339	G2486	U2414	G2339	G2262	U2179	G2116	A2051	C1979	G1814	G1814	U1730
U2636	A2566	G2340	G2487	G2415	G2340	G2263	G2181	U2118	G2052	G1980	A1815	A1815	G1731
G2637	A2567	G2341	A2488	G2416	G2341	G2264	G2182	A2119	G2053	A1981	G1816	G1817	A1732
G2638	G2567	G2342	G2489	C2417	C2342	G2265	G2183	G2120	A2054	C1982	A1818	A1818	U1735
G2639	G2568	G2343	G2490	U2418	C2343	G2266	G2184	G2121	C2055	C1983	A1819	A1819	C1741
G2640	A2572	U2344	U2491	C2420	G2344	G2267	G2185	U2122	G2056	G1984	U1820	U1820	C1742
G2641	G2573	G2345	U2492	G2421	G2345	G2268	G2186	G2123	A2057	C1985	C1909	U1821	G1750
G2642	G2574	G2346	U2493	A2422	A2346	G2269	G2189	G2124	A2058	G1989	G1910	G1824	C1751
G2643	C2575	G2347	G2494	A2423	C2347	G2270	G2190	G2125	A2059	C1990	U1911	A1825	C1752
G2644	G2576	G2348	G2495	C2424	C2350	G2271	G2191	A2126	A2060	U1991	A1912	A1826	G1753
U2645	A2577	G2349	C2496	A2425	G2351	G2272	G2192	G2127	G2061	G1992	A1913	G1827	G1754
U2646	G2497	G2350	A2497	A2426	G2352	G2273	G2193	C2128	A2062	U1993	C1914	C1827	C1754
U2647	C2498	G2351	U2498	A2427	G2353	G2274	G2194	G2129	C1994	C1994	U1915	G1828	A1755
C2651	G2500	G2352	G2499	U2428	U2357	G2275	G2195	U2130	C2065	U1995	A1916	A1829	G1755
C2652	U2580	G2353	G2502	G2429	G2358	G2276	G2196	G2131	G2066	C1996	U1917	C1830	A1759
A2661	G2581	G2354	A2503	G2430	G2359	G2277	G2197	G2132	U2068	G1997	A1918	G1831	A1762
A2662	G2582	G2355	U2504	A2431	A2360	G2278	U2198	U2133	G2069	G1998	A1919	C1832	A1763
A2665	G2583	G2356	G2505	U2432	G2361	G2279	A2199	A2134	G2070	C1999	A1919	U1833	G1764
G2674	A2589	G2357	U2506	A2435	G2362	G2280	G2206	G2135	A2071	U1923	C1924	U1834	U1765
A2675	G2590	G2358	G2507	G2436	G2363	G2281	G2207	C2137	C2072	G2002	C1925	C1837	U1766
G2676	C2591	G2359	G2508	U2437	G2370	G2282	G2208	C2138	U2074	C2007	C1926	C1838	C1767
C2680	U2592	G2371	U2438	U2437	G2371	G2283	G2210	C2139	G2075	C2008	A1928	G1839	U1768
U2681	U2593	A2439	A2439	A2437	G2372	G2284	G2211	C2140	U2076	G2009	G1929	G1840	G1769
U2682	C2594	G2440	G2440	G2440	G2373	G2285	A2212	G2141	A2077	G2010	G1930	U1841	G1770
C2683	U2595	G2441	G2441	G2441	G2374	G2286	U2213	G2142	C2078	U2011	U1931	G1842	G1771
U2684	U2596	G2442	G2442	G2442	G2375	G2287	G2215	C2143	U2079	G2012	C1843	C1843	G1772
G2685	G2597	A2443	A2443	G2443	A2376	G2288	G2219	U2144	G2080	A2013	A1936	C1844	G1773
A2598	U2598	G2444	G2444	G2444	A2377	G2289	G2224	G2146	C2081	A2014	A1937	C1774	C1774
U2599	G2599	G2445	G2445	G2445	A2378	G2290	G2224	C2146	G2082	A2015	A1938	U1775	U1775



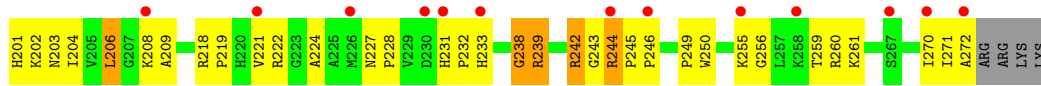
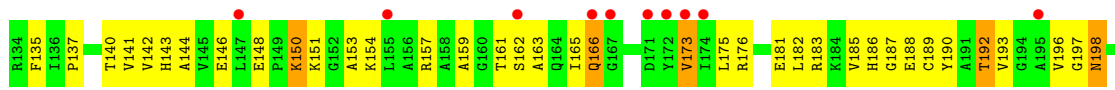
● Molecule 25: 23S RRNA



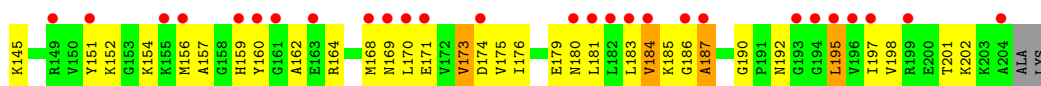
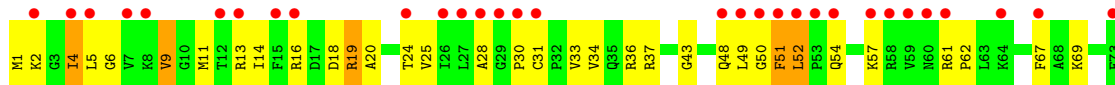




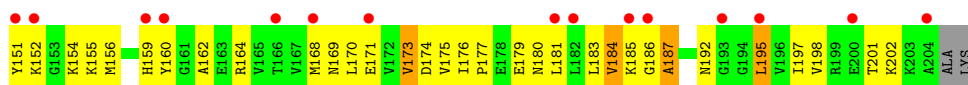
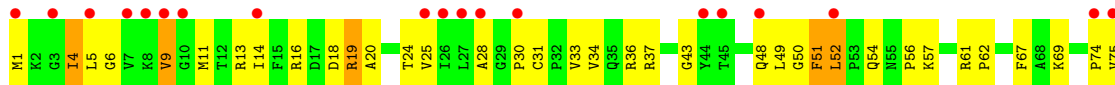




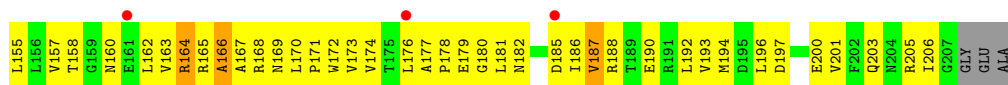
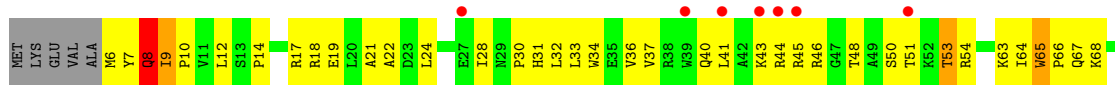
● Molecule 28: 50S ribosomal protein L3



● Molecule 28: 50S ribosomal protein L3

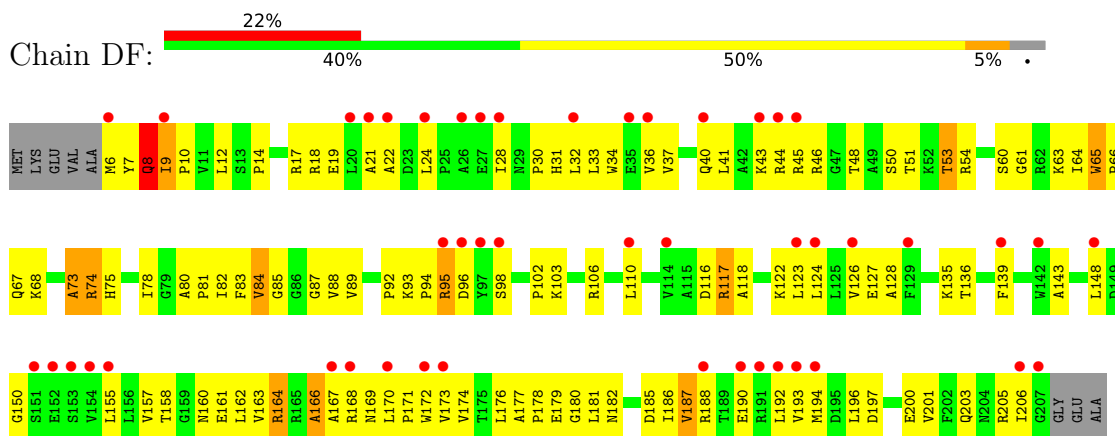


● Molecule 29: 50S ribosomal protein L4

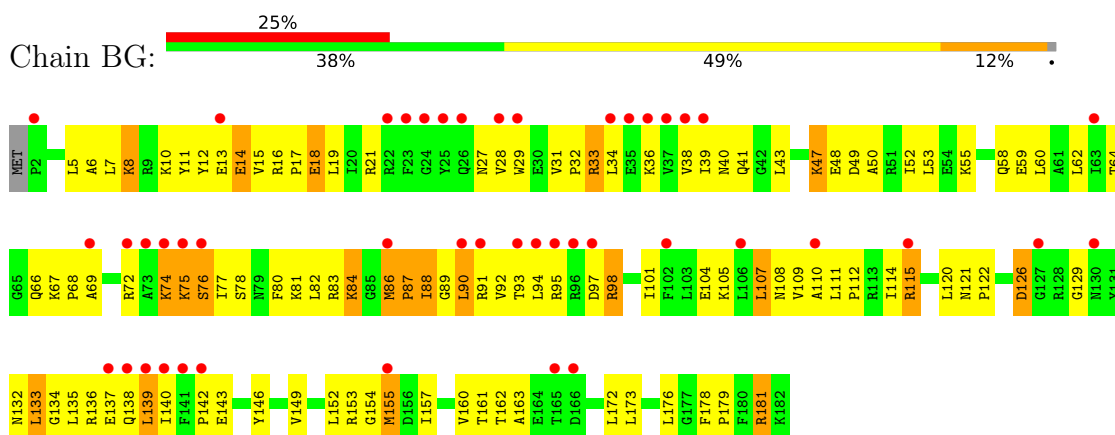




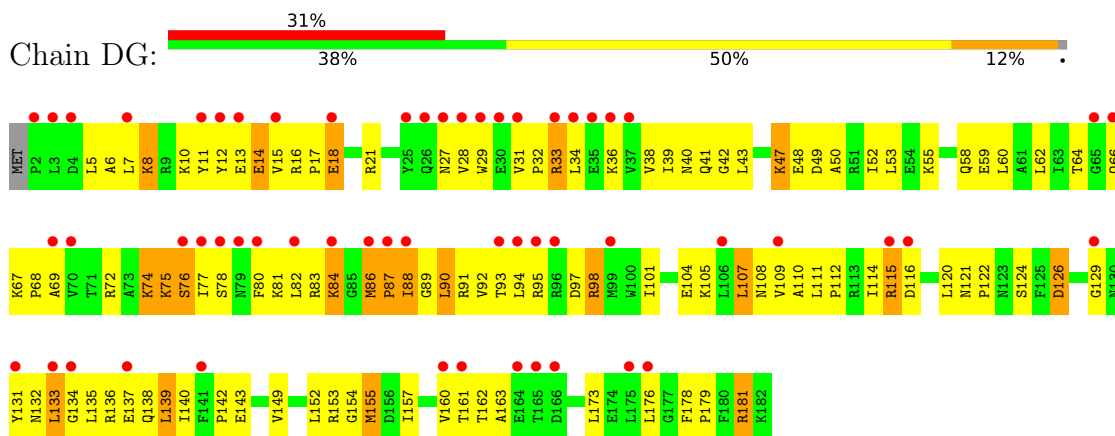
- Molecule 29: 50S ribosomal protein L4



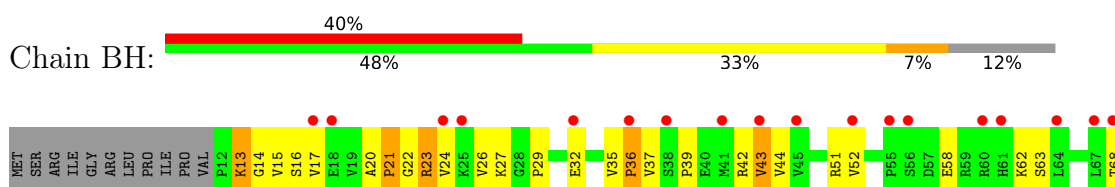
- Molecule 30: 50S ribosomal protein L5

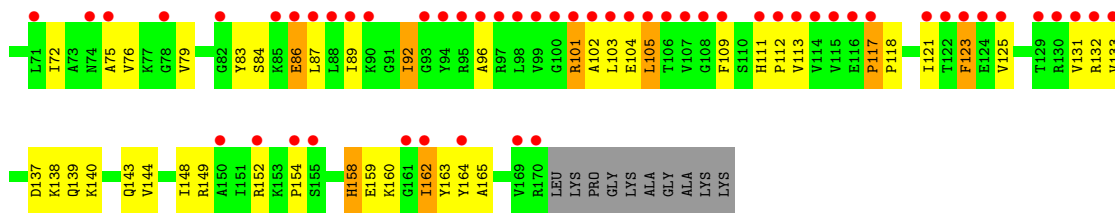


- Molecule 30: 50S ribosomal protein L5

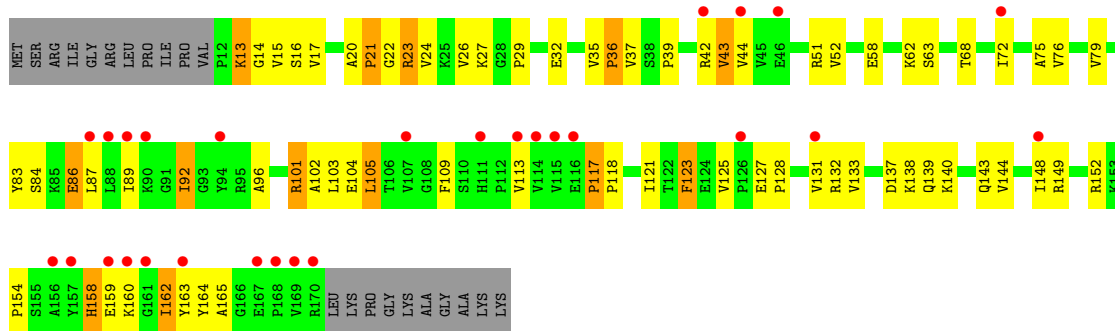


- Molecule 31: 50S ribosomal protein L6

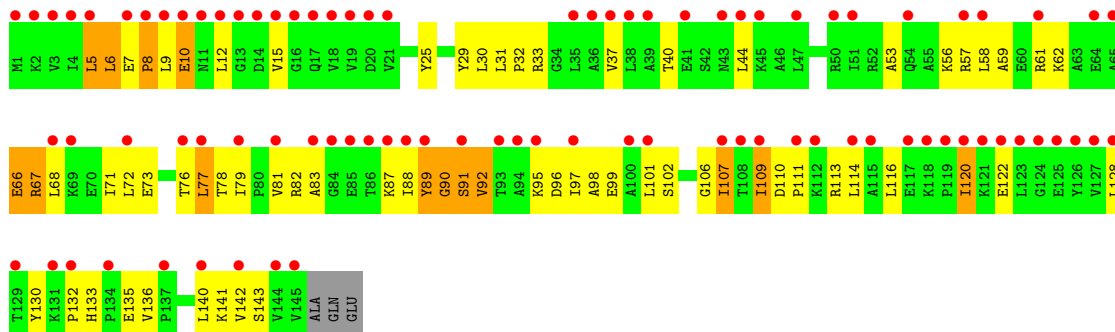




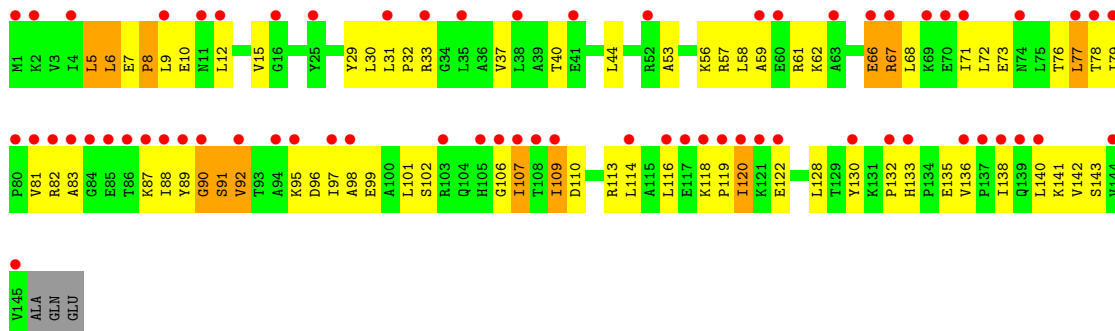
• Molecule 31: 50S ribosomal protein L6



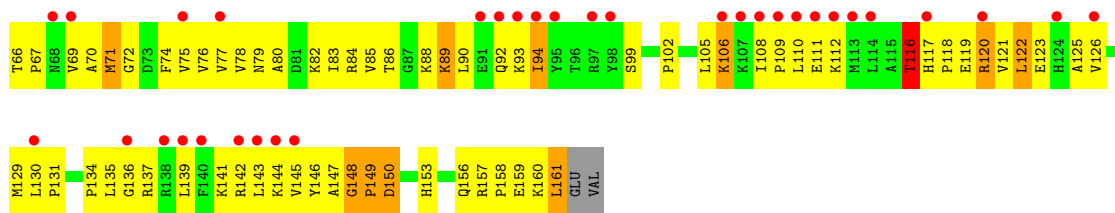
• Molecule 32: 50S ribosomal protein L9



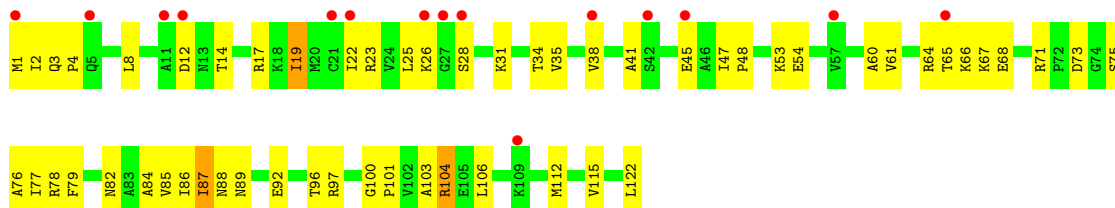
• Molecule 32: 50S ribosomal protein L9



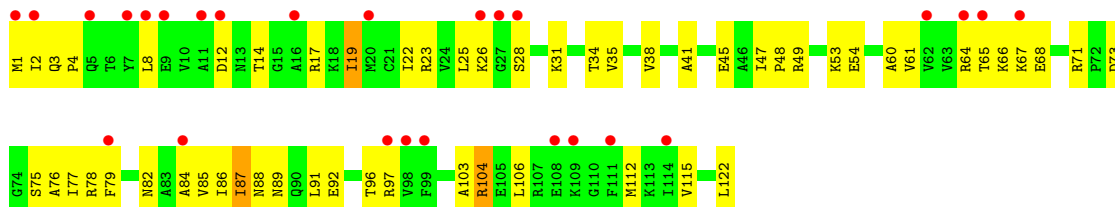




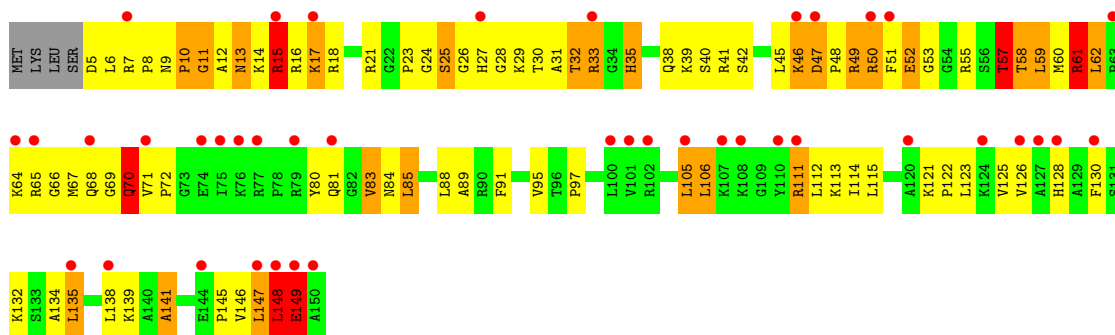
• Molecule 35: 50S ribosomal protein L14





• Molecule 35: 50S ribosomal protein L14

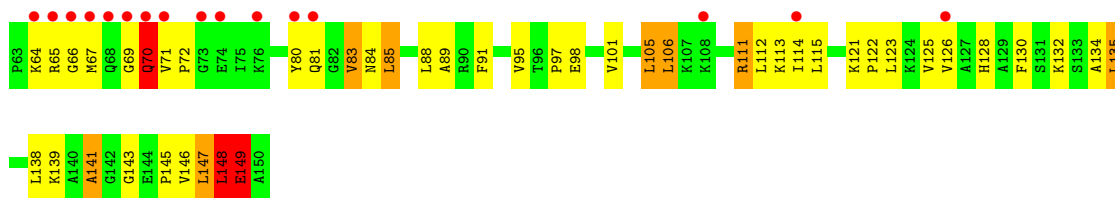


• Molecule 36: 50S ribosomal protein L15

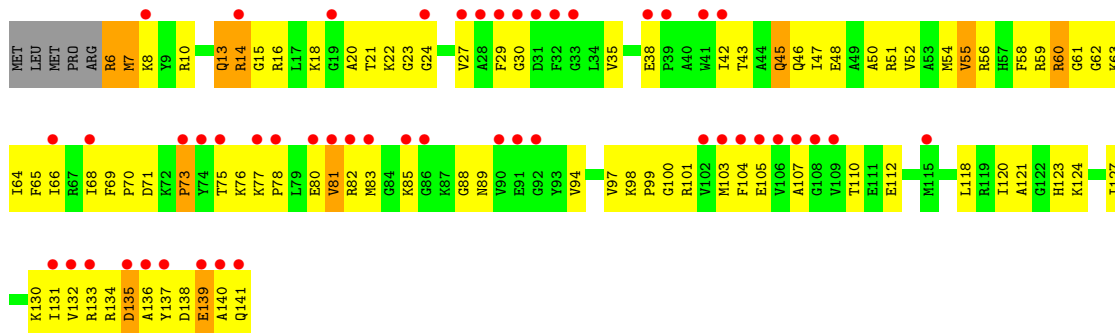



• Molecule 36: 50S ribosomal protein L15

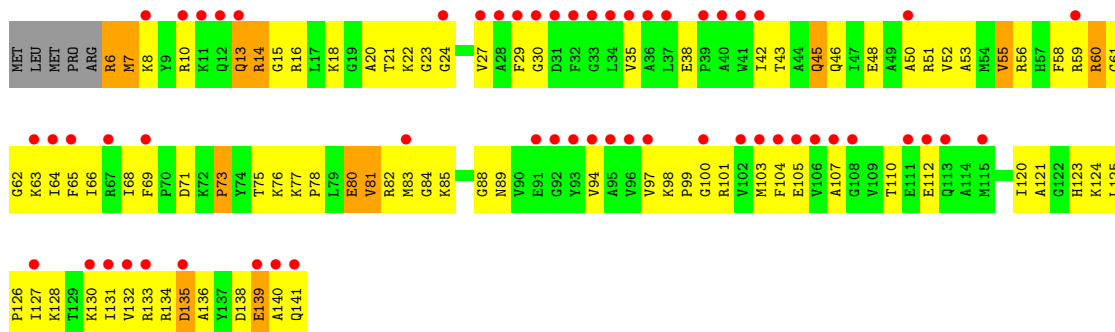
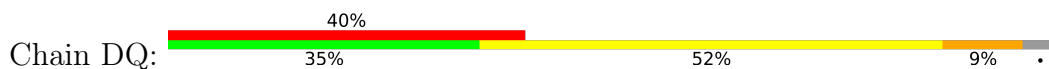




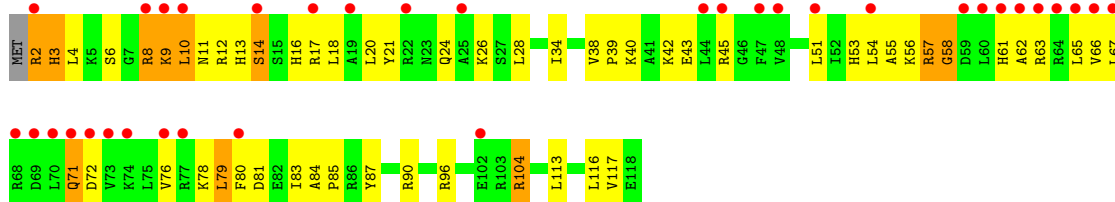
• Molecule 37: 50S ribosomal protein L16



• Molecule 37: 50S ribosomal protein L16

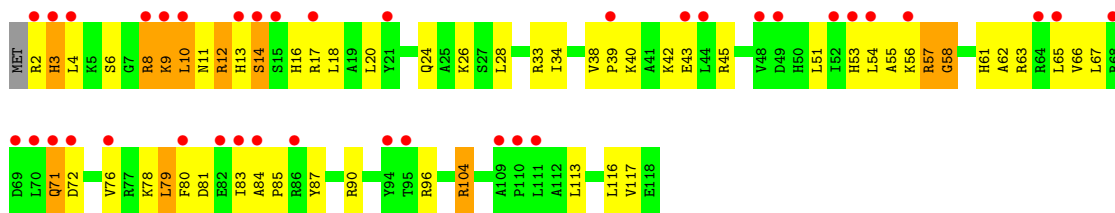


• Molecule 38: 50S ribosomal protein L17

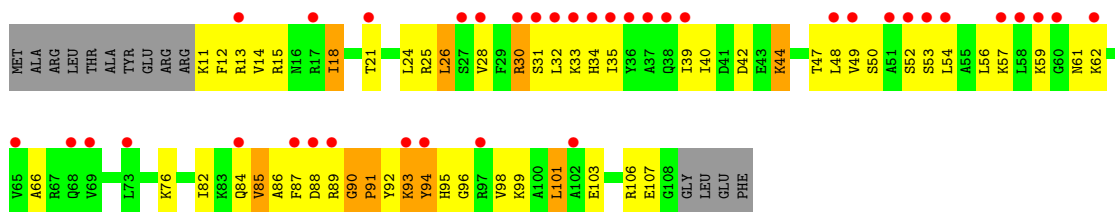


• Molecule 38: 50S ribosomal protein L17

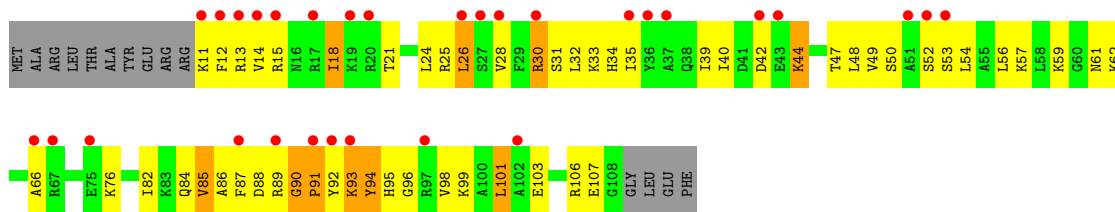




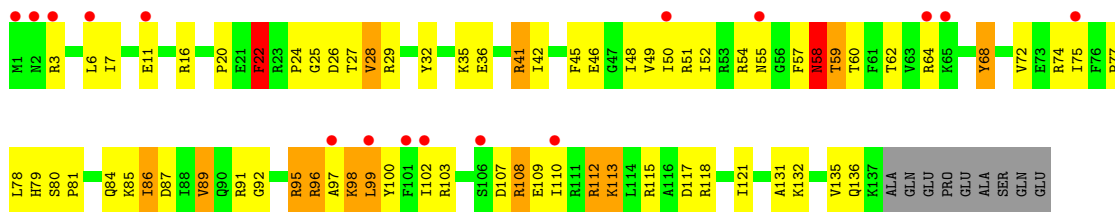
• Molecule 39: 50S ribosomal protein L18



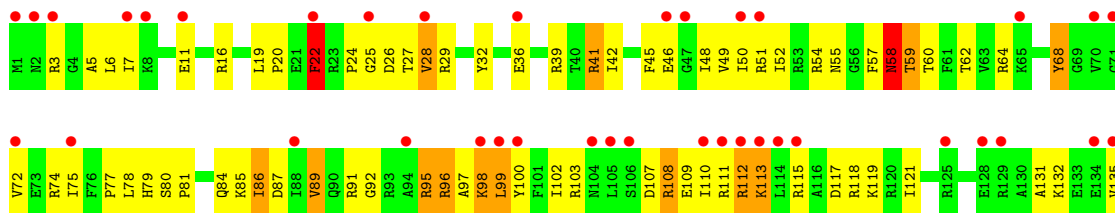
• Molecule 39: 50S ribosomal protein L18




• Molecule 40: 50S ribosomal protein L19

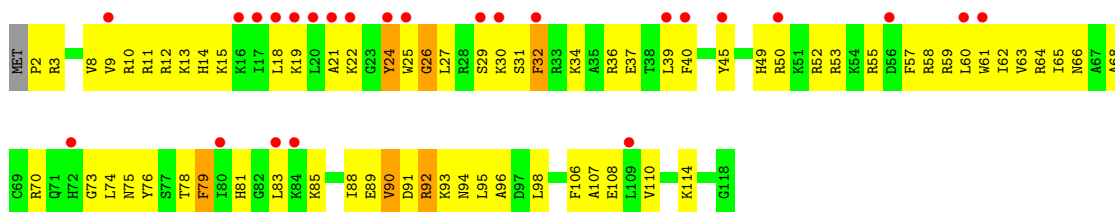


• Molecule 40: 50S ribosomal protein L19

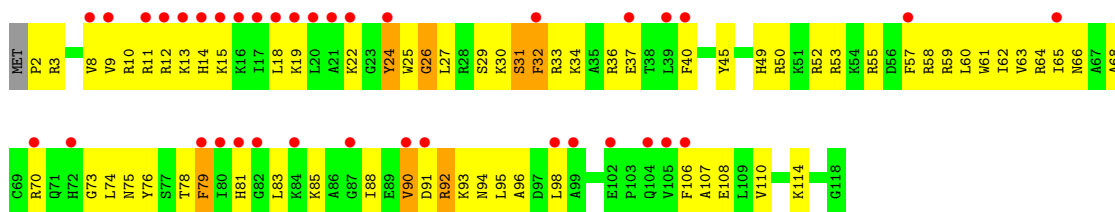
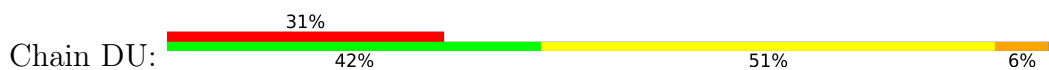




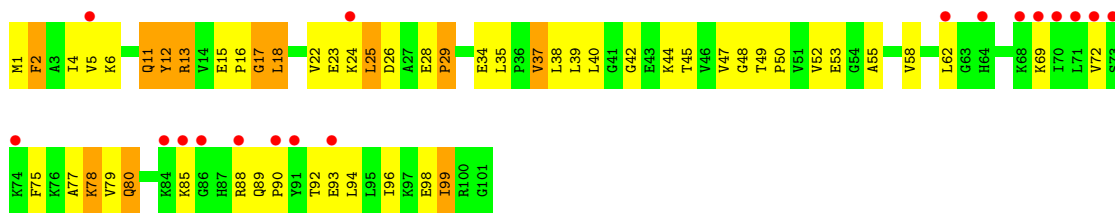
- Molecule 41: 50S ribosomal protein L20



- Molecule 41: 50S ribosomal protein L20



- Molecule 42: 50S ribosomal protein L21

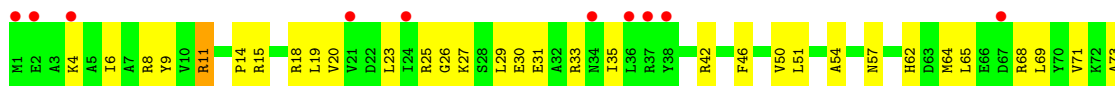


- Molecule 42: 50S ribosomal protein L21




- Molecule 43: 50S ribosomal protein L22

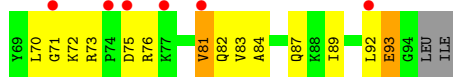
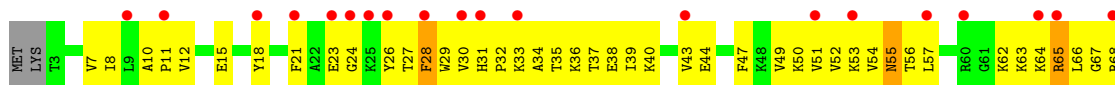




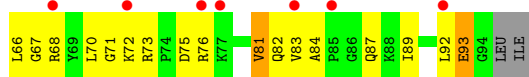
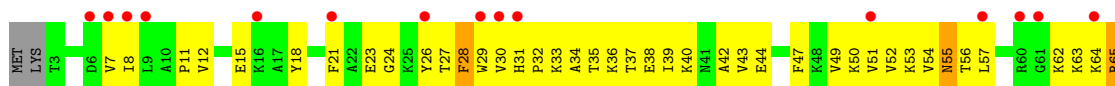
• Molecule 43: 50S ribosomal protein L22



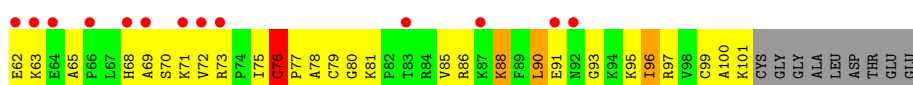
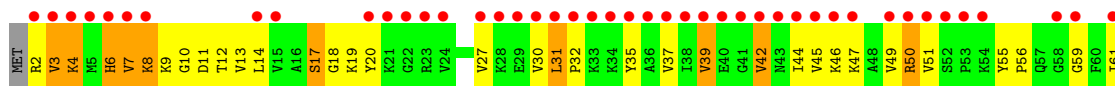
• Molecule 44: 50S ribosomal protein L23



• Molecule 44: 50S ribosomal protein L23



• Molecule 45: 50S ribosomal protein L24



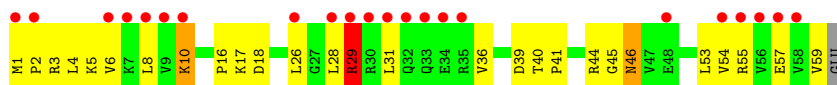
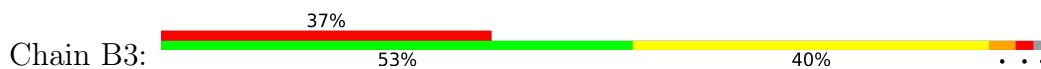




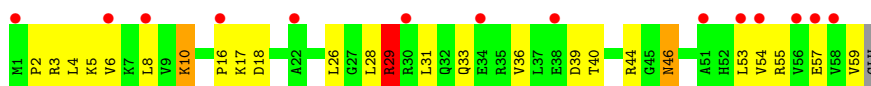





• Molecule 50: 50S ribosomal protein L30



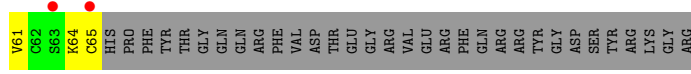

• Molecule 50: 50S ribosomal protein L30



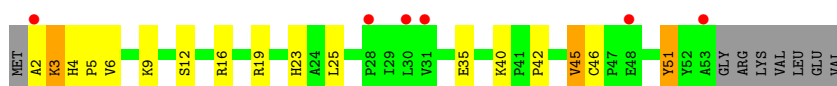
• Molecule 51: 50S ribosomal protein L31



• Molecule 51: 50S ribosomal protein L31



• Molecule 52: 50S ribosomal protein L32

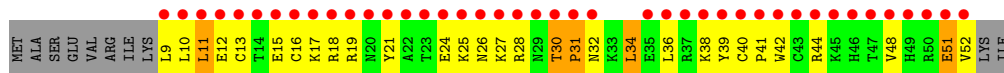
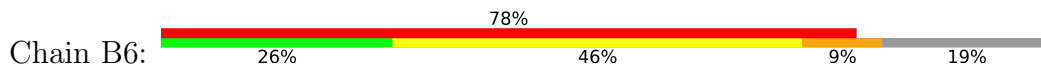


• Molecule 52: 50S ribosomal protein L32





• Molecule 53: 50S ribosomal protein L33



• Molecule 53: 50S ribosomal protein L33



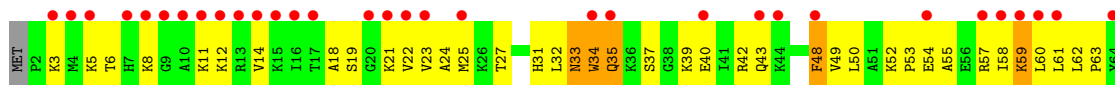
• Molecule 54: 50S ribosomal protein L34



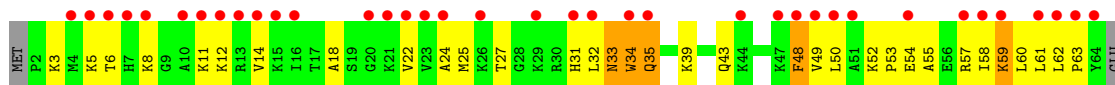
• Molecule 54: 50S ribosomal protein L34



• Molecule 55: 50S ribosomal protein L35



• Molecule 55: 50S ribosomal protein L35



## 4 Data and refinement statistics

Property	Value	Source
Space group	P 21 21 21	Depositor
Cell constants a, b, c, $\alpha$ , $\beta$ , $\gamma$	210.13Å 454.39Å 616.45Å 90.00° 90.00° 90.00°	Depositor
Resolution (Å)	49.90 – 3.21 87.17 – 3.20	Depositor EDS
% Data completeness (in resolution range)	95.1 (49.90-3.21) 95.1 (87.17-3.20)	Depositor EDS
$R_{merge}$	0.27	Depositor
$R_{sym}$	0.27	Depositor
$\langle I/\sigma(I) \rangle$ <sup>1</sup>	2.69 (at 3.19Å)	Xtrriage
Refinement program	PHENIX (phenix.refine), CNS 1.2	Depositor
R, $R_{free}$	0.292 , 0.319 0.290 , 0.320	Depositor DCC
$R_{free}$ test set	8774 reflections (0.92%)	wwPDB-VP
Wilson B-factor (Å <sup>2</sup> )	54.0	Xtrriage
Anisotropy	0.069	Xtrriage
Bulk solvent $k_{sol}$ (e/Å <sup>3</sup> ), $B_{sol}$ (Å <sup>2</sup> )	0.17 , 71.0	EDS
L-test for twinning <sup>2</sup>	$\langle  L  \rangle = 0.26$ , $\langle L^2 \rangle = 0.11$	Xtrriage
Estimated twinning fraction	No twinning to report.	Xtrriage
$F_o, F_c$ correlation	0.82	EDS
Total number of atoms	299961	wwPDB-VP
Average B, all atoms (Å <sup>2</sup> )	143.0	wwPDB-VP

Xtrriage's analysis on translational NCS is as follows: *The largest off-origin peak in the Patterson function is 1.17% of the height of the origin peak. No significant pseudotranslation is detected.*

<sup>1</sup>Intensities estimated from amplitudes.

<sup>2</sup>Theoretical values of  $\langle |L| \rangle$ ,  $\langle L^2 \rangle$  for acentric reflections are 0.5, 0.333 respectively for untwinned datasets, and 0.375, 0.2 for perfectly twinned datasets.

## 5 Model quality [i](#)

### 5.1 Standard geometry [i](#)

Bond lengths and bond angles in the following residue types are not validated in this section: ZN, MG

The Z score for a bond length (or angle) is the number of standard deviations the observed value is removed from the expected value. A bond length (or angle) with  $|Z| > 5$  is considered an outlier worth inspection. RMSZ is the root-mean-square of all Z scores of the bond lengths (or angles).

Mol	Chain	Bond lengths		Bond angles	
		RMSZ	# Z  >5	RMSZ	# Z  >5
1	AA	0.42	0/36194	0.85	27/56493 (0.0%)
1	CA	0.41	0/36194	0.85	24/56493 (0.0%)
2	AY	0.42	0/1832	0.81	1/2855 (0.0%)
2	AZ	0.39	0/1832	0.80	0/2855
2	CY	0.43	0/1832	0.82	1/2855 (0.0%)
2	CZ	0.40	0/1832	0.80	0/2855
3	AV	0.43	0/291	0.81	0/452
3	CV	0.42	0/291	0.82	0/452
4	AB	0.21	0/1935	0.38	0/2609
4	CB	0.21	0/1935	0.38	0/2609
5	AC	0.21	0/1636	0.36	0/2205
5	CC	0.21	0/1636	0.36	0/2205
6	AD	0.22	0/1733	0.38	0/2318
6	CD	0.22	0/1733	0.37	0/2318
7	AE	0.22	0/1171	0.39	0/1576
7	CE	0.22	0/1171	0.39	0/1576
8	AF	0.22	0/856	0.39	0/1154
8	CF	0.23	0/856	0.40	0/1154
9	AG	0.21	0/1276	0.36	0/1709
9	CG	0.21	0/1276	0.36	0/1709
10	AH	0.22	0/1136	0.40	0/1527
10	CH	0.21	0/1136	0.40	0/1527
11	AI	0.21	0/1029	0.37	0/1378
11	CI	0.21	0/1029	0.37	0/1378
12	AJ	0.21	0/807	0.39	0/1085
12	CJ	0.21	0/807	0.39	0/1085
13	AK	0.21	0/900	0.39	0/1213
13	CK	0.22	0/900	0.39	0/1213
14	AL	0.23	0/986	0.42	0/1320
14	CL	0.23	0/986	0.42	0/1320
15	AM	0.19	0/943	0.39	0/1265
15	CM	0.19	0/943	0.39	0/1265

Mol	Chain	Bond lengths		Bond angles	
		RMSZ	# Z  >5	RMSZ	# Z  >5
16	AN	0.22	0/501	0.36	0/664
16	CN	0.22	0/501	0.36	0/664
17	AO	0.22	0/745	0.36	0/992
17	CO	0.21	0/745	0.36	0/992
18	AP	0.22	0/716	0.40	0/963
18	CP	0.21	0/716	0.39	0/963
19	AQ	0.22	0/836	0.38	0/1117
19	CQ	0.23	0/836	0.38	0/1117
20	AR	0.22	0/579	0.39	0/768
20	CR	0.22	0/579	0.39	0/768
21	AS	0.21	0/642	0.38	0/865
21	CS	0.21	0/642	0.38	0/865
22	AT	0.22	0/764	0.36	0/1006
22	CT	0.21	0/764	0.36	0/1006
23	AU	0.20	0/212	0.36	0/277
23	CU	0.19	0/212	0.36	0/277
24	AX	0.23	0/2850	0.40	0/3829
24	CX	0.22	0/2850	0.40	0/3829
25	BA	0.44	0/69437	0.88	51/108401 (0.0%)
25	DA	0.44	0/69437	0.89	55/108401 (0.1%)
26	BB	0.41	0/2853	0.85	1/4451 (0.0%)
26	DB	0.41	0/2853	0.84	1/4451 (0.0%)
27	BD	0.25	0/2154	0.44	0/2905
27	DD	0.26	0/2154	0.44	0/2905
28	BE	0.24	0/1596	0.44	0/2153
28	DE	0.23	0/1596	0.44	0/2153
29	BF	0.23	0/1621	0.40	0/2194
29	DF	0.23	0/1621	0.40	0/2194
30	BG	0.21	0/1500	0.40	0/2017
30	DG	0.21	0/1500	0.40	0/2017
31	BH	0.20	0/1245	0.40	0/1682
31	DH	0.20	0/1245	0.40	0/1682
32	BI	0.21	0/1147	0.41	0/1552
32	DI	0.21	0/1147	0.41	0/1552
33	BJ	0.21	0/251	0.38	0/333
33	DJ	0.21	0/251	0.38	0/333
34	BN	0.22	0/1123	0.44	0/1515
34	DN	0.22	0/1123	0.44	0/1515
35	BO	0.25	0/942	0.42	0/1268
35	DO	0.24	0/942	0.42	0/1268
36	BP	0.24	0/1131	0.45	0/1504
36	DP	0.24	0/1131	0.46	0/1504
37	BQ	0.24	0/1099	0.44	0/1468

Mol	Chain	Bond lengths		Bond angles	
		RMSZ	# Z  >5	RMSZ	# Z  >5
37	DQ	0.24	0/1099	0.44	0/1468
38	BR	0.23	0/974	0.45	1/1302 (0.1%)
38	DR	0.22	0/974	0.41	0/1302
39	BS	0.21	0/778	0.38	0/1036
39	DS	0.21	0/778	0.38	0/1036
40	BT	0.23	0/1157	0.40	0/1544
40	DT	0.22	0/1157	0.39	0/1544
41	BU	0.26	0/982	0.41	0/1306
41	DU	0.28	0/982	0.42	0/1306
42	BV	0.23	0/790	0.40	0/1057
42	DV	0.23	0/790	0.40	0/1057
43	BW	0.23	0/901	0.40	0/1209
43	DW	0.24	0/901	0.39	0/1209
44	BX	0.24	0/739	0.41	0/993
44	DX	0.24	0/739	0.41	0/993
45	BY	0.24	0/788	0.44	0/1051
45	DY	0.24	0/788	0.43	0/1051
46	BZ	0.22	0/1523	0.42	0/2068
46	DZ	0.22	0/1523	0.42	0/2068
47	B0	0.22	0/613	0.39	0/816
47	D0	0.22	0/613	0.39	0/816
48	B1	0.25	0/701	0.47	0/932
48	D1	0.25	0/701	0.47	0/932
49	B2	0.24	0/607	0.48	0/803
49	D2	0.24	0/607	0.48	0/803
50	B3	0.22	0/472	0.40	0/634
50	D3	0.22	0/472	0.40	0/634
51	B4	0.20	0/228	0.41	0/309
51	D4	0.21	0/228	0.41	0/309
52	B5	0.22	0/418	0.43	0/567
52	D5	0.22	0/418	0.43	0/567
53	B6	0.23	0/387	0.43	0/518
53	D6	0.23	0/387	0.43	0/518
54	B7	0.23	0/426	0.41	0/561
54	D7	0.25	0/426	0.41	0/561
55	B8	0.24	0/515	0.41	0/679
55	D8	0.24	0/515	0.41	0/679
All	All	0.38	0/323000	0.77	162/482646 (0.0%)

There are no bond length outliers.

All (162) bond angle outliers are listed below:



Mol	Chain	Res	Type	Atoms	Z	Observed(°)	Ideal(°)
25	DA	1379	A	C1'-O4'-C4'	-11.90	100.38	109.90
25	BA	1379	A	C1'-O4'-C4'	-11.49	100.71	109.90
25	DA	1091	G	P-O3'-C3'	10.71	132.56	119.70
25	BA	1091	G	P-O3'-C3'	10.65	132.48	119.70
25	DA	1786	A	C1'-O4'-C4'	-9.82	102.04	109.90
25	BA	1786	A	C1'-O4'-C4'	-9.75	102.10	109.90
25	BA	1786	A	C3'-C2'-C1'	-8.72	94.53	101.50
25	DA	1786	A	C3'-C2'-C1'	-8.49	94.70	101.50
25	DA	1071	G	P-O3'-C3'	-8.41	109.61	119.70
25	BA	1071	G	P-O3'-C3'	-8.37	109.65	119.70
25	BA	1913	A	C1'-O4'-C4'	-8.10	103.42	109.90
25	DA	1069	A	P-O3'-C3'	8.08	129.39	119.70
25	BA	1069	A	P-O3'-C3'	8.03	129.34	119.70
25	BA	1786	A	O4'-C1'-N9	8.02	114.61	108.20
25	DA	1786	A	O4'-C1'-N9	7.79	114.43	108.20
25	BA	1098	A	P-O3'-C3'	-7.75	110.40	119.70
25	DA	1098	A	P-O3'-C3'	-7.72	110.43	119.70
25	DA	1913	A	C1'-O4'-C4'	-7.67	103.76	109.90
25	DA	1022	G	P-O3'-C3'	7.57	128.79	119.70
25	DA	2603	G	C4'-C3'-C2'	-7.50	95.10	102.60
25	DA	1558	A	P-O3'-C3'	7.35	128.52	119.70
25	BA	1558	A	P-O3'-C3'	7.26	128.41	119.70
25	BA	1022	G	P-O3'-C3'	7.25	128.40	119.70
25	BA	2603	G	C4'-C3'-C2'	-7.25	95.36	102.60
1	CA	115	G	P-O3'-C3'	7.11	128.23	119.70
1	AA	115	G	P-O3'-C3'	7.06	128.17	119.70
25	DA	1266	G	C3'-C2'-C1'	-7.02	95.89	101.50
1	AA	1300	G	P-O3'-C3'	6.98	128.08	119.70
25	DA	2603	G	C1'-O4'-C4'	-6.85	104.42	109.90
1	CA	1498	U	P-O3'-C3'	6.77	127.83	119.70
1	AA	1201	A	P-O3'-C3'	6.72	127.77	119.70
25	BA	1069	A	O4'-C1'-N9	6.71	113.56	108.20
25	DA	1069	A	O4'-C1'-N9	6.70	113.56	108.20
1	CA	1201	A	P-O3'-C3'	6.66	127.69	119.70
1	CA	1300	G	P-O3'-C3'	6.62	127.65	119.70
25	BA	221	A	P-O3'-C3'	6.59	127.61	119.70
25	DA	512	G	C1'-O4'-C4'	-6.57	104.64	109.90
1	AA	1285	A	P-O3'-C3'	6.57	127.58	119.70
25	BA	1365	A	C4'-C3'-C2'	-6.56	96.04	102.60
25	BA	1266	G	C3'-C2'-C1'	-6.56	96.25	101.50
25	DA	221	A	P-O3'-C3'	6.55	127.56	119.70
25	DA	945	A	C1'-O4'-C4'	-6.51	104.69	109.90
25	BA	1300	U	P-O3'-C3'	6.51	127.51	119.70

Continued on next page...

*Continued from previous page...*

Mol	Chain	Res	Type	Atoms	Z	Observed(°)	Ideal(°)
25	DA	1300	U	P-O3'-C3'	6.50	127.50	119.70
1	AA	1498	U	P-O3'-C3'	6.49	127.49	119.70
25	BA	2603	G	C1'-O4'-C4'	-6.49	104.70	109.90
1	CA	1064	G	P-O3'-C3'	6.49	127.49	119.70
25	DA	676	A	C1'-O4'-C4'	-6.49	104.71	109.90
25	BA	512	G	C1'-O4'-C4'	-6.45	104.74	109.90
1	CA	1285	A	P-O3'-C3'	6.43	127.42	119.70
25	BA	676	A	C1'-O4'-C4'	-6.38	104.80	109.90
25	BA	945	A	C1'-O4'-C4'	-6.37	104.80	109.90
25	DA	1937	A	P-O3'-C3'	6.33	127.29	119.70
1	AA	1064	G	P-O3'-C3'	6.28	127.24	119.70
25	DA	2603	G	O4'-C1'-N9	6.27	113.22	108.20
25	DA	1786	A	O4'-C1'-C2'	-6.16	99.64	105.80
1	CA	855	G	C4'-C3'-C2'	-6.15	96.45	102.60
1	AA	855	G	C4'-C3'-C2'	-6.05	96.55	102.60
25	BA	2346	A	C1'-O4'-C4'	-6.04	105.06	109.90
25	DA	2422	A	P-O3'-C3'	6.03	126.94	119.70
25	DA	1365	A	C4'-C3'-C2'	-5.97	96.62	102.60
1	AA	438	G	P-O3'-C3'	5.93	126.82	119.70
25	BA	1937	A	P-O3'-C3'	5.92	126.81	119.70
25	BA	2422	A	P-O3'-C3'	5.89	126.77	119.70
1	CA	1065	U	P-O3'-C3'	5.87	126.74	119.70
25	BA	205	G	C3'-C2'-C1'	-5.87	96.81	101.50
25	DA	2346	A	C1'-O4'-C4'	-5.84	105.23	109.90
1	CA	438	G	P-O3'-C3'	5.84	126.70	119.70
1	CA	1504	G	P-O3'-C3'	5.80	126.66	119.70
25	DA	1698	A	C3'-C2'-C1'	-5.71	96.93	101.50
1	AA	266	G	P-O3'-C3'	5.70	126.54	119.70
25	BA	387	U	C3'-C2'-C1'	-5.69	96.95	101.50
25	DA	205	G	C3'-C2'-C1'	-5.67	96.96	101.50
1	AA	51	A	C3'-C2'-C1'	-5.66	96.97	101.50
25	BA	1786	A	O4'-C1'-C2'	-5.66	100.14	105.80
1	CA	266	G	P-O3'-C3'	5.66	126.49	119.70
1	AA	250	A	P-O3'-C3'	5.63	126.46	119.70
25	DA	616	A	P-O3'-C3'	5.62	126.45	119.70
25	DA	1913	A	O4'-C1'-N9	5.62	112.69	108.20
25	BA	1241	A	C1'-O4'-C4'	-5.60	105.42	109.90
1	CA	428	G	P-O3'-C3'	5.60	126.42	119.70
1	AA	1145	C	P-O3'-C3'	5.56	126.37	119.70
25	BA	1195	G	C4'-C3'-C2'	-5.56	97.04	102.60
1	AA	366	C	P-O3'-C3'	5.55	126.36	119.70
1	CA	366	C	P-O3'-C3'	5.54	126.35	119.70

*Continued on next page...*

*Continued from previous page...*

Mol	Chain	Res	Type	Atoms	Z	Observed(°)	Ideal(°)
1	AA	428	G	P-O3'-C3'	5.54	126.34	119.70
1	AA	30	U	P-O3'-C3'	5.52	126.33	119.70
1	CA	533	A	P-O3'-C3'	5.50	126.31	119.70
1	CA	250	A	P-O3'-C3'	5.50	126.30	119.70
1	AA	1065	U	P-O3'-C3'	5.49	126.28	119.70
25	BA	2225	A	P-O3'-C3'	5.48	126.28	119.70
25	DA	2225	A	P-O3'-C3'	5.47	126.26	119.70
25	BA	2092	U	P-O3'-C3'	-5.46	113.15	119.70
25	DA	387	U	C3'-C2'-C1'	-5.44	97.15	101.50
25	BA	1698	A	C3'-C2'-C1'	-5.43	97.15	101.50
25	BA	2603	G	O4'-C1'-N9	5.43	112.55	108.20
25	DA	283	A	P-O3'-C3'	5.43	126.22	119.70
25	DA	1195	G	C4'-C3'-C2'	-5.42	97.18	102.60
25	DA	1241	A	C1'-O4'-C4'	-5.41	105.57	109.90
1	CA	1145	C	P-O3'-C3'	5.40	126.18	119.70
25	BA	1913	A	O4'-C1'-N9	5.37	112.49	108.20
25	BA	332	A	P-O3'-C3'	5.36	126.13	119.70
1	AA	498	A	C3'-C2'-C1'	-5.33	97.24	101.50
1	AA	1504	G	P-O3'-C3'	5.33	126.09	119.70
25	DA	1204	A	C3'-C2'-C1'	-5.33	97.24	101.50
25	BA	283	A	P-O3'-C3'	5.32	126.08	119.70
1	CA	748	C	P-O3'-C3'	5.31	126.08	119.70
25	DA	332	A	P-O3'-C3'	5.30	126.07	119.70
25	BA	974(B)	C	C3'-C2'-C1'	-5.29	97.27	101.50
1	CA	1067	A	P-O3'-C3'	5.28	126.04	119.70
25	DA	401	A	C1'-O4'-C4'	-5.28	105.68	109.90
25	DA	128	C	P-O3'-C3'	-5.27	113.38	119.70
25	BA	2346	A	C3'-C2'-C1'	-5.25	97.30	101.50
25	BA	1211	U	C1'-O4'-C4'	-5.25	105.70	109.90
1	AA	748	C	P-O3'-C3'	5.23	125.98	119.70
2	AY	21	A	C3'-C2'-C1'	5.23	105.69	101.50
1	CA	498	A	C3'-C2'-C1'	-5.23	97.31	101.50
25	DA	1970	A	C1'-O4'-C4'	-5.23	105.72	109.90
1	CA	328	C	P-O3'-C3'	5.22	125.97	119.70
25	BA	401	A	C1'-O4'-C4'	-5.21	105.73	109.90
25	BA	627	A	C3'-C2'-C1'	-5.21	97.33	101.50
1	CA	30	U	P-O3'-C3'	5.21	125.95	119.70
25	BA	1494	A	P-O3'-C3'	5.20	125.94	119.70
25	DA	907	U	C4'-C3'-C2'	-5.20	97.40	102.60
25	BA	1204	A	C3'-C2'-C1'	-5.19	97.35	101.50
1	CA	246	A	C1'-O4'-C4'	-5.19	105.75	109.90
25	DA	317	G	C4'-C3'-C2'	-5.18	97.42	102.60

*Continued on next page...*

Continued from previous page...

Mol	Chain	Res	Type	Atoms	Z	Observed(°)	Ideal(°)
1	AA	533	A	P-O3'-C3'	5.18	125.91	119.70
25	BA	1970	A	C1'-O4'-C4'	-5.17	105.76	109.90
25	DA	562	U	C3'-C2'-C1'	5.17	105.64	101.50
25	DA	2609	U	C3'-C2'-C1'	-5.17	97.36	101.50
1	AA	246	A	C1'-O4'-C4'	-5.17	105.77	109.90
25	DA	627	A	C3'-C2'-C1'	-5.16	97.37	101.50
1	CA	51	A	C3'-C2'-C1'	-5.16	97.37	101.50
25	DA	1098	A	OP1-P-O3'	5.15	116.53	105.20
25	BA	1098	A	OP1-P-O3'	5.14	116.51	105.20
1	AA	533	A	C3'-C2'-C1'	5.13	105.60	101.50
1	AA	1067	A	P-O3'-C3'	5.12	125.85	119.70
25	DA	1494	A	P-O3'-C3'	5.12	125.85	119.70
25	BA	616	A	P-O3'-C3'	5.10	125.82	119.70
25	DA	1378	A	P-O3'-C3'	5.10	125.82	119.70
2	CY	21	A	C3'-C2'-C1'	5.09	105.58	101.50
25	DA	974(B)	C	C3'-C2'-C1'	-5.09	97.42	101.50
25	DA	1071	G	N9-C1'-C2'	-5.09	106.40	112.00
25	BA	317	G	C4'-C3'-C2'	-5.09	97.51	102.60
25	DA	2595	G	C4'-C3'-C2'	-5.08	97.52	102.60
1	AA	1067	A	C3'-C2'-C1'	5.08	105.57	101.50
26	DB	84	C	C4'-C3'-C2'	-5.08	97.53	102.60
25	DA	2092	U	P-O3'-C3'	5.07	125.79	119.70
25	DA	2035	G	C1'-O4'-C4'	-5.07	105.85	109.90
25	BA	72	U	C3'-C2'-C1'	-5.06	97.45	101.50
1	AA	913	A	P-O3'-C3'	5.05	125.76	119.70
1	AA	60	A	P-O3'-C3'	5.04	125.75	119.70
25	DA	2346	A	C3'-C2'-C1'	-5.03	97.47	101.50
25	BA	1071	G	N9-C1'-C2'	-5.02	106.47	112.00
26	BB	84	C	C4'-C3'-C2'	-5.02	97.58	102.60
25	DA	1617	C	C4'-C3'-C2'	-5.02	97.58	102.60
38	BR	2	ARG	NE-CZ-NH1	-5.02	117.79	120.30
25	BA	1742	C	C4'-C3'-C2'	-5.01	97.59	102.60
1	CA	60	A	P-O3'-C3'	5.01	125.72	119.70
1	AA	328	C	P-O3'-C3'	5.01	125.71	119.70
25	BA	74	A	P-O3'-C3'	5.00	125.70	119.70

There are no chirality outliers.

There are no planarity outliers.

## 5.2 Too-close contacts [i](#)

In the following table, the Non-H and H(model) columns list the number of non-hydrogen atoms and hydrogen atoms in the chain respectively. The H(added) column lists the number of hydrogen atoms added and optimized by MolProbity. The Clashes column lists the number of clashes within the asymmetric unit, whereas Symm-Clashes lists symmetry-related clashes.

Mol	Chain	Non-H	H(model)	H(added)	Clashes	Symm-Clashes
1	AA	32332	0	16318	788	0
1	CA	32332	0	16318	782	0
2	AY	1640	0	837	31	0
2	AZ	1640	0	837	34	0
2	CY	1640	0	837	32	0
2	CZ	1640	0	837	32	0
3	AV	258	0	132	4	0
3	CV	258	0	132	6	0
4	AB	1900	0	1951	109	0
4	CB	1900	0	1951	109	0
5	AC	1612	0	1677	92	0
5	CC	1612	0	1677	88	0
6	AD	1703	0	1765	74	0
6	CD	1703	0	1765	72	0
7	AE	1155	0	1213	74	0
7	CE	1155	0	1213	70	0
8	AF	843	0	857	44	0
8	CF	843	0	857	45	0
9	AG	1257	0	1296	64	0
9	CG	1257	0	1296	59	0
10	AH	1116	0	1177	64	0
10	CH	1116	0	1177	62	0
11	AI	1011	0	1043	62	0
11	CI	1011	0	1043	60	0
12	AJ	794	0	840	61	0
12	CJ	794	0	840	61	0
13	AK	885	0	904	60	0
13	CK	885	0	904	55	0
14	AL	970	0	1057	74	0
14	CL	970	0	1057	78	0
15	AM	933	0	992	55	0
15	CM	933	0	992	56	0
16	AN	492	0	531	42	0
16	CN	492	0	532	40	0
17	AO	734	0	771	33	0
17	CO	734	0	771	31	0
18	AP	700	0	720	36	0

*Continued on next page...*

*Continued from previous page...*

Mol	Chain	Non-H	H(model)	H(added)	Clashes	Symm-Clashes
18	CP	700	0	720	36	0
19	AQ	823	0	893	44	0
19	CQ	823	0	893	43	0
20	AR	574	0	644	28	0
20	CR	574	0	644	27	0
21	AS	629	0	652	61	0
21	CS	629	0	652	59	0
22	AT	762	0	859	39	0
22	CT	762	0	859	40	0
23	AU	208	0	221	8	0
23	CU	208	0	221	7	0
24	AX	2813	0	2823	159	0
24	CX	2813	0	2823	155	0
25	BA	61997	0	31250	1569	0
25	DA	61997	0	31250	1579	0
26	BB	2551	0	1295	54	0
26	DB	2551	0	1295	58	0
27	BD	2104	0	2182	166	0
27	DD	2104	0	2182	170	0
28	BE	1563	0	1629	110	0
28	DE	1563	0	1629	111	0
29	BF	1586	0	1632	128	0
29	DF	1586	0	1632	124	0
30	BG	1475	0	1537	115	0
30	DG	1475	0	1537	114	0
31	BH	1222	0	1282	59	0
31	DH	1222	0	1282	58	0
32	BI	1132	0	1220	60	0
32	DI	1132	0	1220	57	0
33	BJ	253	0	275	8	0
33	DJ	253	0	275	10	0
34	BN	1096	0	1168	83	0
34	DN	1096	0	1168	85	0
35	BO	932	0	994	52	0
35	DO	932	0	994	56	0
36	BP	1114	0	1187	148	0
36	DP	1114	0	1187	150	0
37	BQ	1079	0	1127	85	0
37	DQ	1079	0	1127	89	0
38	BR	960	0	1021	60	0
38	DR	960	0	1021	57	0
39	BS	770	0	832	57	0

*Continued on next page...*

*Continued from previous page...*

Mol	Chain	Non-H	H(model)	H(added)	Clashes	Symm-Clashes
39	DS	770	0	832	57	0
40	BT	1143	0	1211	77	0
40	DT	1143	0	1211	82	0
41	BU	964	0	1022	84	0
41	DU	964	0	1022	80	0
42	BV	779	0	852	57	0
42	DV	779	0	852	57	0
43	BW	890	0	951	51	0
43	DW	890	0	951	55	0
44	BX	725	0	778	68	0
44	DX	725	0	778	68	0
45	BY	775	0	870	76	0
45	DY	775	0	870	71	0
46	BZ	1491	0	1513	79	0
46	DZ	1491	0	1513	83	0
47	B0	605	0	628	31	0
47	D0	605	0	628	34	0
48	B1	694	0	764	64	0
48	D1	694	0	764	66	0
49	B2	605	0	665	61	0
49	D2	605	0	665	62	0
50	B3	467	0	523	20	0
50	D3	467	0	523	18	0
51	B4	225	0	225	18	0
51	D4	225	0	225	20	0
52	B5	404	0	420	27	0
52	D5	404	0	420	28	0
53	B6	380	0	391	32	0
53	D6	380	0	391	28	0
54	B7	418	0	467	18	0
54	D7	418	0	467	17	0
55	B8	507	0	576	39	0
55	D8	507	0	576	38	0
56	AA	310	0	0	0	0
56	AB	2	0	0	0	0
56	AC	6	0	0	0	0
56	AD	8	0	0	0	0
56	AE	1	0	0	0	0
56	AF	2	0	0	0	0
56	AG	1	0	0	0	0
56	AH	2	0	0	0	0
56	AI	2	0	0	0	0

*Continued on next page...*

*Continued from previous page...*

Mol	Chain	Non-H	H(model)	H(added)	Clashes	Symm-Clashes
56	AJ	1	0	0	0	0
56	AK	1	0	0	0	0
56	AL	2	0	0	0	0
56	AM	1	0	0	0	0
56	AO	3	0	0	0	0
56	AP	1	0	0	0	0
56	AQ	1	0	0	0	0
56	AV	1	0	0	0	0
56	AX	6	0	0	0	0
56	AY	25	0	0	0	0
56	AZ	6	0	0	0	0
56	B1	2	0	0	0	0
56	B2	3	0	0	0	0
56	B5	1	0	0	0	0
56	B7	3	0	0	0	0
56	BA	806	0	0	0	0
56	BB	26	0	0	0	0
56	BD	2	0	0	0	0
56	BE	1	0	0	0	0
56	BF	5	0	0	0	0
56	BG	3	0	0	0	0
56	BH	2	0	0	0	0
56	BI	3	0	0	0	0
56	BJ	1	0	0	0	0
56	BN	2	0	0	0	0
56	BO	3	0	0	0	0
56	BP	1	0	0	0	0
56	BQ	3	0	0	0	0
56	BR	3	0	0	0	0
56	BT	2	0	0	0	0
56	BU	1	0	0	0	0
56	BV	1	0	0	0	0
56	BW	2	0	0	0	0
56	BY	1	0	0	0	0
56	BZ	1	0	0	0	0
56	CA	414	0	0	0	0
56	CB	2	0	0	0	0
56	CC	7	0	0	0	0
56	CD	2	0	0	0	0
56	CE	1	0	0	0	0
56	CF	1	0	0	0	0
56	CG	1	0	0	0	0

*Continued on next page...*



*Continued from previous page...*

Mol	Chain	Non-H	H(model)	H(added)	Clashes	Symm-Clashes
56	CH	1	0	0	0	0
56	CI	2	0	0	0	0
56	CJ	1	0	0	0	0
56	CK	2	0	0	0	0
56	CL	1	0	0	0	0
56	CO	2	0	0	0	0
56	CP	1	0	0	0	0
56	CV	4	0	0	0	0
56	CX	9	0	0	0	0
56	CY	21	0	0	0	0
56	CZ	19	0	0	0	0
56	D2	2	0	0	0	0
56	D3	1	0	0	0	0
56	D4	3	0	0	0	0
56	D5	1	0	0	0	0
56	D7	2	0	0	0	0
56	D8	1	0	0	0	0
56	DA	758	0	0	0	0
56	DB	28	0	0	0	0
56	DD	1	0	0	0	0
56	DF	1	0	0	0	0
56	DG	1	0	0	0	0
56	DH	4	0	0	0	0
56	DI	2	0	0	0	0
56	DN	1	0	0	0	0
56	DO	2	0	0	0	0
56	DP	6	0	0	0	0
56	DQ	1	0	0	0	0
56	DR	1	0	0	0	0
56	DT	1	0	0	0	0
56	DV	1	0	0	0	0
56	DW	3	0	0	0	0
56	DX	1	0	0	0	0
56	DZ	4	0	0	0	0
57	AD	1	0	0	0	0
57	AN	1	0	0	0	0
57	CD	1	0	0	0	0
57	CN	1	0	0	0	0
All	All	299961	0	202995	10201	0

The all-atom clashscore is defined as the number of clashes found per 1000 atoms (including hydrogen atoms). The all-atom clashscore for this structure is 20.

All (10201) close contacts within the same asymmetric unit are listed below, sorted by their clash magnitude.

Atom-1	Atom-2	Interatomic distance (Å)	Clash overlap (Å)
29:DF:40:GLN:HE22	29:DF:182:ASN:HB2	1.10	1.14
37:DQ:23:GLY:HA3	37:DQ:98:LYS:HG3	1.31	1.13
37:BQ:23:GLY:HA3	37:BQ:98:LYS:HG3	1.31	1.12
29:BF:40:GLN:HE22	29:BF:182:ASN:HB2	1.10	1.07
37:BQ:14:ARG:HG2	37:BQ:14:ARG:HH11	1.20	1.06
37:DQ:14:ARG:HH11	37:DQ:14:ARG:HG2	1.20	1.06
27:DD:242:ARG:HE	25:DA:1826:G:H4'	1.23	1.04
11:CI:19:LEU:HD21	11:CI:59:PHE:HB3	1.44	1.00
37:DQ:55:VAL:HG12	37:DQ:64:ILE:HD12	1.41	0.99
11:AI:19:LEU:HD21	11:AI:59:PHE:HB3	1.44	0.98
49:D2:39:ALA:HA	49:D2:45:SER:HB3	1.44	0.98
28:DE:119:ARG:HH11	28:DE:119:ARG:HG3	1.29	0.98
9:CG:113:GLU:HB2	9:CG:119:ARG:HG2	1.46	0.97
25:BA:1813:G:H1'	27:BD:50:THR:HG21	1.46	0.97
48:D1:19:GLN:HE21	48:D1:41:ARG:HB2	1.30	0.97
27:DD:50:THR:HG21	25:DA:1813:G:H1'	1.47	0.97
28:BE:119:ARG:HG3	28:BE:119:ARG:HH11	1.28	0.97
45:DY:75:ILE:HG13	45:DY:80:GLY:H	1.29	0.97
44:DX:11:PRO:HA	44:DX:28:PHE:HB3	1.46	0.96
25:DA:1899:G:H21	25:DA:1902:C:H42	0.97	0.96
42:BV:4:ILE:HB	42:BV:39:LEU:HB2	1.48	0.96
25:BA:1826:G:H4'	27:BD:242:ARG:HE	1.24	0.96
49:B2:39:ALA:HA	49:B2:45:SER:HB3	1.44	0.96
45:BY:75:ILE:HG13	45:BY:80:GLY:H	1.28	0.96
36:DP:128:HIS:HA	36:DP:147:LEU:HB3	1.48	0.95
44:BX:11:PRO:HA	44:BX:28:PHE:HB3	1.46	0.95
49:D2:16:LEU:HB2	49:D2:20:GLU:HG2	1.49	0.94
25:DA:1541:U:H3'	25:DA:1542:G:H3'	1.49	0.94
45:DY:90:LEU:HG	45:DY:91:GLU:HG2	1.49	0.94
5:CC:30:ARG:HD3	16:CN:38:GLY:HA3	1.50	0.94
36:BP:128:HIS:HA	36:BP:147:LEU:HB3	1.48	0.94
48:B1:19:GLN:HE21	48:B1:41:ARG:HB2	1.30	0.94
1:AA:1128:C:H1'	1:AA:1146:A:H61	1.33	0.94
9:AG:113:GLU:HB2	9:AG:119:ARG:HG2	1.46	0.93
37:BQ:55:VAL:HG12	37:BQ:64:ILE:HD12	1.50	0.93
48:D1:45:ASN:HD21	48:D1:47:GLN:HE21	1.14	0.93
25:BA:1541:U:H3'	25:BA:1542:G:H3'	1.48	0.93
52:D5:2:ALA:HA	25:DA:2015:A:H1'	1.51	0.93
45:BY:90:LEU:HG	45:BY:91:GLU:HG2	1.51	0.93
4:AB:185:ILE:HG22	4:AB:199:TYR:HB2	1.51	0.92

*Continued on next page...*

*Continued from previous page...*

Atom-1	Atom-2	Interatomic distance (Å)	Clash overlap (Å)
49:B2:16:LEU:HB2	49:B2:20:GLU:HG2	1.49	0.92
42:DV:4:ILE:HB	42:DV:39:LEU:HB2	1.48	0.92
25:BA:2781:A:H5'	25:BA:2782:G:H5'	1.50	0.92
5:AC:30:ARG:HD3	16:AN:38:GLY:HA3	1.49	0.92
39:BS:24:LEU:HD12	39:BS:84:GLN:HB3	1.52	0.92
48:B1:45:ASN:HD21	48:B1:47:GLN:HE21	1.16	0.92
6:CD:189:PRO:HB2	6:CD:194:LEU:HD21	1.51	0.92
25:BA:273(G):C:H3'	25:BA:274:G:H5''	1.52	0.91
1:CA:1128:C:H1'	1:CA:1146:A:H61	1.33	0.91
4:CB:185:ILE:HG22	4:CB:199:TYR:HB2	1.52	0.91
25:DA:273(G):C:H3'	25:DA:274:G:H5''	1.52	0.91
48:B1:11:ARG:HB3	48:B1:12:PRO:HD2	1.51	0.91
13:CK:22:HIS:HB3	13:CK:29:ILE:HG13	1.52	0.91
48:D1:11:ARG:HB3	48:D1:12:PRO:HD2	1.50	0.91
25:DA:2426:A:H3'	25:DA:2427:C:H5''	1.52	0.90
25:BA:1899:G:H21	25:BA:1902:C:H42	0.97	0.90
25:BA:2015:A:H1'	52:B5:2:ALA:HA	1.51	0.90
25:BA:2426:A:H3'	25:BA:2427:C:H5''	1.50	0.90
29:DF:89:VAL:HG11	25:DA:586:A:H5'	1.54	0.90
6:AD:189:PRO:HB2	6:AD:194:LEU:HD21	1.51	0.90
6:AD:108:LEU:HD21	6:AD:183:GLY:HA3	1.53	0.90
6:CD:108:LEU:HD21	6:CD:183:GLY:HA3	1.54	0.90
25:DA:2781:A:H5'	25:DA:2782:G:H5'	1.51	0.89
50:B3:8:LEU:HA	50:B3:54:VAL:HG12	1.54	0.89
46:DZ:77:ASP:HB2	46:DZ:84:GLU:HG3	1.54	0.89
1:AA:1056:U:H5''	5:AC:163:ALA:HB2	1.55	0.89
1:CA:1056:U:H5''	5:CC:163:ALA:HB2	1.54	0.89
25:BA:142:G:H4'	44:BX:35:THR:HG21	1.55	0.89
41:BU:50:ARG:HH22	42:BV:72:VAL:HG12	1.38	0.89
7:AE:78:HIS:HE1	7:AE:143:ARG:H	1.21	0.89
36:DP:126:VAL:HA	36:DP:145:PRO:HB2	1.55	0.89
45:DY:2:ARG:HE	25:DA:106:C:H1'	1.38	0.89
25:BA:586:A:H5'	29:BF:89:VAL:HG11	1.53	0.88
37:DQ:30:GLY:HA2	37:DQ:107:ALA:HB2	1.56	0.88
39:DS:24:LEU:HD12	39:DS:84:GLN:HB3	1.52	0.88
5:CC:150:LYS:HB3	5:CC:201:TYR:HB2	1.55	0.88
47:D0:23:VAL:HG21	25:DA:857:C:H4'	1.56	0.88
13:AK:22:HIS:HB3	13:AK:29:ILE:HG13	1.52	0.88
29:BF:63:LYS:HZ1	29:BF:67:GLN:HE21	1.22	0.88
37:BQ:43:THR:HB	37:BQ:45:GLN:HE21	1.39	0.88
37:DQ:43:THR:HB	37:DQ:45:GLN:HE21	1.39	0.88

*Continued on next page...*

*Continued from previous page...*

Atom-1	Atom-2	Interatomic distance (Å)	Clash overlap (Å)
37:BQ:30:GLY:HA2	37:BQ:107:ALA:HB2	1.56	0.87
29:DF:63:LYS:HZ1	29:DF:67:GLN:HE21	1.22	0.87
1:AA:922:G:H4'	7:AE:20:GLN:HA	1.54	0.87
1:CA:922:G:H4'	7:CE:20:GLN:HA	1.53	0.87
41:BU:88:ILE:HB	41:BU:90:VAL:HG12	1.56	0.87
10:CH:51:VAL:HG12	10:CH:52:ASP:H	1.39	0.87
50:D3:8:LEU:HA	50:D3:54:VAL:HG12	1.54	0.87
25:BA:106:C:H1'	45:BY:2:ARG:HE	1.39	0.87
29:DF:139:PHE:HB2	29:DF:166:ALA:HB1	1.55	0.87
25:DA:2777:G:H5''	25:DA:2778:A:H5'	1.56	0.87
41:DU:50:ARG:HH22	42:DV:72:VAL:HG12	1.37	0.87
25:DA:1899:G:N2	25:DA:1902:C:H42	1.73	0.87
25:BA:1899:G:N2	25:BA:1902:C:H42	1.72	0.87
41:DU:88:ILE:HB	41:DU:90:VAL:HG12	1.56	0.86
25:DA:1378:A:O2'	25:DA:1379:A:H5''	1.75	0.86
1:AA:522:C:H41	14:AL:52:ARG:HH22	1.23	0.86
21:AS:6:LYS:HG2	21:AS:7:LYS:HD3	1.57	0.86
25:BA:1378:A:O2'	25:BA:1379:A:H5''	1.76	0.86
1:AA:1427:U:H2'	1:AA:1428:A:H8	1.39	0.86
18:AP:28:ARG:HG2	18:AP:28:ARG:HH11	1.41	0.86
36:BP:126:VAL:HA	36:BP:145:PRO:HB2	1.55	0.86
10:AH:51:VAL:HG12	10:AH:52:ASP:H	1.39	0.86
25:BA:857:C:H4'	47:B0:23:VAL:HG21	1.56	0.86
46:BZ:77:ASP:HB2	46:BZ:84:GLU:HG3	1.55	0.86
21:CS:6:LYS:HG2	21:CS:7:LYS:HD3	1.56	0.86
44:DX:35:THR:HG21	25:DA:142:G:H4'	1.54	0.86
32:BI:92:VAL:HG13	32:BI:120:ILE:HB	1.58	0.86
25:DA:1578:U:H2'	25:DA:1579:A:H5''	1.57	0.86
25:BA:1578:U:H2'	25:BA:1579:A:H5''	1.58	0.85
25:BA:2777:G:H5''	25:BA:2778:A:H5'	1.56	0.85
4:CB:84:GLU:HB3	4:CB:219:VAL:HG21	1.58	0.85
49:D2:2:LYS:HA	49:D2:5:GLU:CD	1.97	0.85
5:AC:150:LYS:HB3	5:AC:201:TYR:HB2	1.55	0.85
1:CA:522:C:H41	14:CL:52:ARG:HH22	1.23	0.85
1:CA:1427:U:H2'	1:CA:1428:A:H8	1.40	0.85
7:CE:78:HIS:HE1	7:CE:143:ARG:H	1.21	0.85
4:AB:84:GLU:HB3	4:AB:219:VAL:HG21	1.59	0.85
24:AX:93:GLU:HG3	24:AX:96:LEU:HD12	1.59	0.85
24:CX:93:GLU:HG3	24:CX:96:LEU:HD12	1.59	0.85
29:BF:139:PHE:HB2	29:BF:166:ALA:HB1	1.55	0.84
45:DY:2:ARG:HG2	45:DY:3:VAL:HG23	1.58	0.84

*Continued on next page...*

*Continued from previous page...*

Atom-1	Atom-2	Interatomic distance (Å)	Clash overlap (Å)
49:B2:2:LYS:HA	49:B2:5:GLU:CD	1.98	0.84
25:DA:1075:C:H2'	25:DA:1076:C:C6	2.13	0.84
1:AA:1123:A:H4'	12:AJ:36:GLY:HA3	1.59	0.84
24:AX:93:GLU:HA	24:AX:96:LEU:HB3	1.59	0.84
25:BA:1075:C:H2'	25:BA:1076:C:C6	2.13	0.84
27:BD:8:PRO:HB3	27:BD:14:ARG:HB3	1.60	0.84
30:BG:83:ARG:HG3	30:BG:84:LYS:H	1.43	0.84
25:DA:140:A:H8	25:DA:1408:C:HO2'	1.23	0.84
12:CJ:45:ARG:HB2	12:CJ:65:LEU:HB3	1.59	0.84
29:DF:40:GLN:NE2	29:DF:182:ASN:HB2	1.91	0.84
7:CE:76:ILE:HG12	7:CE:77:PRO:HD2	1.60	0.83
32:DI:92:VAL:HG13	32:DI:120:ILE:HB	1.58	0.83
45:BY:96:ILE:HD11	45:BY:99:CYS:HB2	1.60	0.83
30:DG:83:ARG:HG3	30:DG:84:LYS:H	1.42	0.83
19:AQ:9:VAL:HG12	19:AQ:56:VAL:HG22	1.60	0.83
1:CA:979:C:H3'	1:CA:980:C:H5''	1.61	0.83
1:AA:979:C:H3'	1:AA:980:C:H5''	1.61	0.83
36:DP:59:LEU:HA	36:DP:61:ARG:NE	1.94	0.83
45:BY:2:ARG:HG2	45:BY:3:VAL:HG23	1.59	0.83
30:DG:77:ILE:HG22	30:DG:80:PHE:H	1.43	0.83
40:DT:62:THR:HG22	40:DT:75:ILE:HG13	1.60	0.83
17:AO:33:THR:HA	17:AO:63:ARG:HH12	1.43	0.83
25:DA:1348:G:H2'	25:DA:1349:A:H5''	1.61	0.83
7:AE:76:ILE:HG12	7:AE:77:PRO:HD2	1.61	0.83
25:BA:1899:G:H21	25:BA:1902:C:N4	1.75	0.83
25:DA:2681:C:H5	25:DA:2725:A:H62	1.24	0.82
2:AZ:71:C:H4'	25:BA:1851:U:H4'	1.59	0.82
17:CO:33:THR:HA	17:CO:63:ARG:HH12	1.44	0.82
27:DD:8:PRO:HB3	27:DD:14:ARG:HB3	1.60	0.82
29:BF:40:GLN:NE2	29:BF:182:ASN:HB2	1.91	0.82
36:BP:59:LEU:HA	36:BP:61:ARG:NE	1.94	0.82
45:BY:76:CYS:HB3	45:BY:77:PRO:HD2	1.62	0.82
19:CQ:9:VAL:HG12	19:CQ:56:VAL:HG22	1.60	0.82
5:AC:105:GLU:HG2	5:AC:106:VAL:H	1.44	0.82
1:CA:1123:A:H4'	12:CJ:36:GLY:HA3	1.59	0.82
12:AJ:45:ARG:HB2	12:AJ:65:LEU:HB3	1.58	0.82
18:CP:28:ARG:HH11	18:CP:28:ARG:HG2	1.43	0.82
25:DA:1899:G:H21	25:DA:1902:C:N4	1.76	0.82
5:CC:105:GLU:HG2	5:CC:106:VAL:H	1.44	0.82
51:D4:50:THR:HG22	51:D4:51:TYR:H	1.44	0.82
5:AC:47:LEU:HD21	5:AC:68:VAL:HG11	1.61	0.82

*Continued on next page...*

*Continued from previous page...*

Atom-1	Atom-2	Interatomic distance (Å)	Clash overlap (Å)
30:BG:77:ILE:HG22	30:BG:80:PHE:H	1.43	0.82
4:AB:101:MET:HA	4:AB:108:ILE:HG13	1.62	0.82
25:BA:2681:C:H5	25:BA:2725:A:H62	1.24	0.82
25:DA:1028:A:H1'	25:DA:2487:G:H5'	1.62	0.82
40:BT:62:THR:HG22	40:BT:75:ILE:HG13	1.62	0.82
25:DA:1189:A:H3'	25:DA:1190:G:H5''	1.62	0.82
38:BR:104:ARG:HH11	38:BR:104:ARG:HG2	1.45	0.82
45:DY:96:ILE:HD11	45:DY:99:CYS:HB2	1.61	0.82
51:B4:50:THR:HG22	51:B4:51:TYR:H	1.44	0.81
5:AC:189:ALA:HB3	5:AC:196:LEU:HB3	1.63	0.81
1:CA:1412:C:H2'	1:CA:1413:A:H8	1.45	0.81
24:CX:93:GLU:HA	24:CX:96:LEU:HB3	1.60	0.81
40:DT:95:ARG:HH11	40:DT:95:ARG:HG3	1.45	0.81
25:BA:2478:A:H3'	25:BA:2479:G:H8	1.46	0.81
25:BA:273(G):C:H3'	25:BA:274:G:C5'	2.10	0.81
5:CC:47:LEU:HD21	5:CC:68:VAL:HG11	1.61	0.81
7:CE:6:PHE:HD2	7:CE:36:ASP:HB3	1.45	0.81
14:CL:56:LYS:HG2	14:CL:66:THR:HG22	1.62	0.81
45:BY:88:LYS:HE2	45:BY:93:GLY:HA3	1.63	0.81
5:CC:59:ARG:HG2	5:CC:64:VAL:HG22	1.63	0.81
8:AF:99:ALA:HB2	20:AR:31:LEU:HD22	1.61	0.81
29:BF:170:LEU:HD12	29:BF:171:PRO:HD2	1.63	0.81
12:CJ:50:ILE:HA	12:CJ:60:ARG:HB2	1.63	0.81
41:DU:92:ARG:HB2	41:DU:92:ARG:HH11	1.46	0.81
45:DY:88:LYS:HE2	45:DY:93:GLY:HA3	1.62	0.81
25:DA:1794:U:H2'	25:DA:1795:C:H6	1.44	0.81
1:CA:1220:G:H21	21:CS:54:GLY:HA2	1.46	0.80
25:DA:273(G):C:H3'	25:DA:274:G:C5'	2.11	0.80
39:DS:35:ILE:HG12	39:DS:101:LEU:HD21	1.63	0.80
12:AJ:50:ILE:HB	16:AN:41:ARG:HH21	1.45	0.80
25:BA:1794:U:H2'	25:BA:1795:C:H6	1.44	0.80
25:BA:2056:G:H22	52:B5:4:HIS:HA	1.47	0.80
14:AL:56:LYS:HG2	14:AL:66:THR:HG22	1.62	0.80
7:AE:6:PHE:HD2	7:AE:36:ASP:HB3	1.45	0.80
4:CB:101:MET:HA	4:CB:108:ILE:HG13	1.61	0.80
25:DA:141(A):A:H5''	25:DA:141(B):C:H5	1.45	0.80
36:DP:66:GLY:HA3	25:DA:2415:G:H4'	1.62	0.80
40:DT:84:GLN:HG3	40:DT:85:LYS:HG3	1.64	0.80
1:CA:922:G:H2'	1:CA:923:A:C8	2.17	0.80
25:BA:1348:G:H2'	25:BA:1349:A:H5''	1.62	0.80
29:BF:103:LYS:HA	29:BF:106:ARG:HG3	1.63	0.80

*Continued on next page...*

*Continued from previous page...*

Atom-1	Atom-2	Interatomic distance (Å)	Clash overlap (Å)
1:AA:1412:C:H2'	1:AA:1413:A:C8	2.17	0.80
1:AA:1412:C:H2'	1:AA:1413:A:H8	1.46	0.80
49:D2:21:LEU:HD22	49:D2:22:GLU:HG3	1.62	0.80
25:BA:2415:G:H4'	36:BP:66:GLY:HA3	1.63	0.80
45:DY:76:CYS:CB	45:DY:77:PRO:HD2	2.12	0.80
25:BA:1028:A:H1'	25:BA:2487:G:H5'	1.62	0.79
45:DY:76:CYS:HB3	45:DY:77:PRO:HD2	1.62	0.79
1:CA:1412:C:H2'	1:CA:1413:A:C8	2.17	0.79
1:AA:1220:G:H21	21:AS:54:GLY:HA2	1.46	0.79
40:BT:84:GLN:HG3	40:BT:85:LYS:HG3	1.65	0.79
27:DD:125:ILE:H	27:DD:125:ILE:HD12	1.47	0.79
13:CK:12:ARG:HG2	13:CK:13:GLN:H	1.47	0.79
25:DA:2478:A:H3'	25:DA:2479:G:H8	1.47	0.79
1:AA:922:G:H2'	1:AA:923:A:C8	2.17	0.79
25:BA:1050:A:H2'	25:BA:1051:G:C8	2.17	0.79
31:BH:89:ILE:HG12	31:BH:162:ILE:HG22	1.63	0.79
39:BS:35:ILE:HG12	39:BS:101:LEU:HD21	1.63	0.79
40:BT:95:ARG:HG3	40:BT:95:ARG:HH11	1.45	0.79
25:BA:1189:A:H3'	25:BA:1190:G:H5''	1.63	0.79
5:CC:189:ALA:HB3	5:CC:196:LEU:HB3	1.63	0.79
5:AC:59:ARG:HG2	5:AC:64:VAL:HG22	1.63	0.79
25:BA:942:G:H5'	36:BP:35:HIS:HB2	1.63	0.79
25:BA:1466:G:H2'	25:BA:1547:C:H41	1.48	0.79
1:CA:1117:G:H4'	11:CI:104:ARG:HH21	1.47	0.79
8:CF:99:ALA:HB2	20:CR:31:LEU:HD22	1.63	0.79
28:DE:84:PHE:CZ	28:DE:86:PRO:HG3	2.17	0.79
38:DR:104:ARG:HG2	38:DR:104:ARG:HH11	1.47	0.79
6:AD:188:LEU:H	6:AD:188:LEU:HD12	1.48	0.79
1:AA:244:U:H6	1:AA:244:U:H5'	1.47	0.79
25:BA:587:C:C4	36:BP:33:ARG:HG2	2.18	0.79
28:BE:84:PHE:CZ	28:BE:86:PRO:HG3	2.18	0.79
36:DP:146:VAL:HG22	36:DP:147:LEU:H	1.48	0.79
52:D5:4:HIS:HA	25:DA:2056:G:H22	1.47	0.79
49:B2:21:LEU:HD22	49:B2:22:GLU:HG3	1.65	0.79
7:CE:148:VAL:HG21	10:CH:107:LEU:HD22	1.65	0.79
1:AA:1432:G:OP1	40:BT:108:ARG:HG3	1.81	0.78
7:AE:148:VAL:HG21	10:AH:107:LEU:HD22	1.64	0.78
25:BA:141(A):A:H5''	25:BA:141(B):C:H5	1.46	0.78
31:DH:89:ILE:HG12	31:DH:162:ILE:HG22	1.63	0.78
36:DP:33:ARG:HG2	25:DA:587:C:C4	2.19	0.78
43:DW:84:ARG:HB2	43:DW:96:ILE:HG22	1.66	0.78

*Continued on next page...*

*Continued from previous page...*

Atom-1	Atom-2	Interatomic distance (Å)	Clash overlap (Å)
1:CA:244:U:H6	1:CA:244:U:H5'	1.48	0.78
28:DE:52:LEU:H	28:DE:52:LEU:HD12	1.48	0.78
1:AA:390:C:H2'	1:AA:391:G:C8	2.19	0.78
25:BA:2621:A:O2'	28:BE:159:HIS:HB3	1.84	0.78
28:BE:52:LEU:H	28:BE:52:LEU:HD12	1.48	0.78
45:BY:76:CYS:CB	45:BY:77:PRO:HD2	2.12	0.78
49:B2:36:ARG:HA	49:B2:39:ALA:HB3	1.65	0.78
29:DF:103:LYS:HA	29:DF:106:ARG:HG3	1.64	0.78
1:CA:1427:U:H2'	1:CA:1428:A:C8	2.19	0.78
24:CX:141:GLU:HB3	24:CX:163:ARG:HB3	1.66	0.78
48:D1:45:ASN:ND2	48:D1:47:GLN:HE21	1.81	0.78
1:AA:1427:U:H2'	1:AA:1428:A:C8	2.18	0.78
7:AE:78:HIS:CE1	7:AE:143:ARG:H	2.01	0.78
13:AK:12:ARG:HG2	13:AK:13:GLN:H	1.47	0.78
25:BA:1651:G:H5''	38:BR:39:PRO:HG2	1.66	0.78
43:BW:84:ARG:HB2	43:BW:96:ILE:HG22	1.66	0.78
7:CE:78:HIS:CE1	7:CE:143:ARG:H	2.01	0.78
41:BU:92:ARG:HH11	41:BU:92:ARG:HB2	1.46	0.78
7:CE:50:GLU:HG3	7:CE:52:PRO:HD2	1.64	0.78
28:DE:159:HIS:HB3	25:DA:2621:A:O2'	1.84	0.78
32:DI:5:LEU:HD23	32:DI:5:LEU:H	1.49	0.77
25:DA:1102:C:H2'	25:DA:1103:A:C8	2.20	0.77
12:AJ:50:ILE:HA	12:AJ:60:ARG:HB2	1.65	0.77
24:AX:255:SER:HB3	24:AX:261:ASN:HD21	1.49	0.77
25:BA:2030:A:H4'	25:BA:2031:A:H8	1.49	0.77
25:BA:2415:G:H4'	36:BP:66:GLY:CA	2.14	0.77
28:BE:119:ARG:HG3	28:BE:119:ARG:NH1	1.96	0.77
12:CJ:50:ILE:HB	16:CN:41:ARG:HH21	1.46	0.77
24:CX:237:SER:HB3	24:CX:258:GLN:HB2	1.66	0.77
25:DA:695:G:OP1	25:DA:1380:G:H4'	1.85	0.77
15:AM:9:ILE:HG22	15:AM:11:ARG:HG3	1.67	0.77
25:BA:1841:U:H1'	27:BD:244:ARG:HH22	1.50	0.77
32:BI:5:LEU:H	32:BI:5:LEU:HD23	1.49	0.77
38:BR:10:LEU:HD22	38:BR:17:ARG:HD3	1.66	0.77
31:DH:101:ARG:HE	31:DH:101:ARG:H	1.32	0.77
25:DA:2030:A:H4'	25:DA:2031:A:H8	1.49	0.77
24:AX:237:SER:HB3	24:AX:258:GLN:HB2	1.64	0.77
48:B1:17:SER:HB3	48:B1:44:PRO:HD3	1.66	0.77
38:DR:39:PRO:HG2	25:DA:1651:G:H5''	1.67	0.77
25:DA:686:G:N2	25:DA:788:A:H61	1.82	0.77
35:BO:47:ILE:HG13	35:BO:48:PRO:HD2	1.66	0.77

*Continued on next page...*



*Continued from previous page...*

Atom-1	Atom-2	Interatomic distance (Å)	Clash overlap (Å)
36:BP:95:VAL:HG23	36:BP:125:VAL:HA	1.66	0.77
35:DO:47:ILE:HG13	35:DO:48:PRO:HD2	1.66	0.77
1:AA:1117:G:H4'	11:AI:104:ARG:HH21	1.49	0.77
1:AA:1251:A:H2'	1:AA:1252:A:C8	2.19	0.77
7:AE:50:GLU:HG3	7:AE:52:PRO:HD2	1.65	0.77
36:BP:146:VAL:HG22	36:BP:147:LEU:H	1.48	0.77
36:DP:66:GLY:CA	25:DA:2415:G:H4'	2.13	0.77
36:DP:95:VAL:HG23	36:DP:125:VAL:HA	1.66	0.77
39:DS:34:HIS:HA	39:DS:54:LEU:HD23	1.67	0.77
42:DV:38:LEU:HD13	42:DV:55:ALA:HB1	1.67	0.77
31:BH:35:VAL:HG21	31:BH:75:ALA:HB2	1.67	0.77
1:CA:1251:A:H2'	1:CA:1252:A:C8	2.20	0.77
29:DF:170:LEU:HD12	29:DF:171:PRO:HD2	1.64	0.77
37:BQ:6:ARG:HE	37:BQ:6:ARG:N	1.83	0.77
6:AD:28:SER:HB3	6:AD:29:PRO:HD2	1.67	0.76
27:BD:125:ILE:H	27:BD:125:ILE:HD12	1.48	0.76
49:B2:17:SER:HB3	49:B2:18:PRO:CD	2.15	0.76
10:CH:10:LEU:HD22	10:CH:83:ILE:HD11	1.67	0.76
36:DP:39:LYS:HD2	36:DP:40:SER:H	1.50	0.76
30:BG:60:LEU:HD11	30:BG:92:VAL:HG11	1.67	0.76
6:CD:188:LEU:HD12	6:CD:188:LEU:H	1.49	0.76
44:DX:23:GLU:HG3	44:DX:24:GLY:H	1.50	0.76
34:BN:42:GLU:HA	34:BN:82:LYS:HB3	1.68	0.76
6:CD:28:SER:HB3	6:CD:29:PRO:HD2	1.67	0.76
1:AA:1236:A:H4'	1:AA:1304:G:H4'	1.67	0.76
2:AZ:4:G:HO2'	2:AZ:5:G:H8	1.33	0.76
25:BA:498:G:H21	45:BY:47:LYS:HE3	1.51	0.76
25:BA:1102:C:H2'	25:BA:1103:A:C8	2.20	0.76
25:BA:1434:A:H61	25:BA:1558:A:H62	1.32	0.76
38:BR:104:ARG:HH11	38:BR:104:ARG:CG	1.97	0.76
38:DR:79:LEU:HD23	38:DR:83:ILE:HB	1.67	0.76
49:D2:17:SER:HB3	49:D2:18:PRO:CD	2.14	0.76
25:BA:729:G:C5	27:BD:208:LYS:HB2	2.21	0.76
44:BX:23:GLU:HG3	44:BX:24:GLY:H	1.51	0.76
36:DP:35:HIS:HB2	25:DA:942:G:H5'	1.65	0.76
24:AX:141:GLU:HB3	24:AX:163:ARG:HB3	1.66	0.76
41:BU:90:VAL:HG13	41:BU:91:ASP:H	1.50	0.76
41:DU:90:VAL:HG13	41:DU:91:ASP:H	1.50	0.76
25:DA:1466:G:H2'	25:DA:1547:C:H41	1.49	0.76
1:AA:1507:A:H2'	1:AA:1508:G:C8	2.21	0.76
4:AB:168:THR:OG1	4:AB:192:SER:HA	1.86	0.76

*Continued on next page...*

*Continued from previous page...*

Atom-1	Atom-2	Interatomic distance (Å)	Clash overlap (Å)
39:BS:34:HIS:HA	39:BS:54:LEU:HD23	1.67	0.76
15:CM:9:ILE:HG22	15:CM:11:ARG:HG3	1.67	0.76
24:CX:259:ILE:HD13	24:CX:259:ILE:H	1.51	0.76
27:DD:242:ARG:NE	25:DA:1826:G:H4'	1.99	0.76
1:AA:148:G:H2'	1:AA:149:A:H8	1.50	0.76
1:AA:1346:A:H5'	11:AI:120:ARG:HH12	1.50	0.76
10:AH:89:PRO:HA	10:AH:92:ARG:HH11	1.50	0.76
12:AJ:49:VAL:HG22	12:AJ:50:ILE:H	1.50	0.76
25:BA:695:G:OP1	25:BA:1380:G:H4'	1.86	0.76
1:CA:390:C:H2'	1:CA:391:G:C8	2.20	0.76
32:DI:90:GLY:O	32:DI:91:SER:HB2	1.86	0.76
45:DY:47:LYS:HE3	25:DA:498:G:H21	1.51	0.76
49:D2:36:ARG:HA	49:D2:39:ALA:HB3	1.66	0.76
30:BG:41:GLN:HG2	30:BG:155:MET:HB3	1.68	0.76
1:CA:148:G:H2'	1:CA:149:A:H8	1.50	0.76
1:CA:1236:A:H4'	1:CA:1304:G:H4'	1.66	0.76
11:CI:49:PRO:HD3	11:CI:101:PHE:HE1	1.51	0.76
24:AX:259:ILE:HD13	24:AX:259:ILE:H	1.50	0.76
30:DG:60:LEU:HD11	30:DG:92:VAL:HG11	1.67	0.76
25:BA:1639:U:H2'	25:BA:1640:C:H5''	1.68	0.75
31:BH:149:ARG:HH21	31:BH:163:TYR:HA	1.50	0.75
1:AA:1228:C:H2'	1:AA:1229:A:H8	1.51	0.75
25:BA:1024:G:H3'	25:BA:1025:G:H5''	1.67	0.75
36:BP:39:LYS:HD2	36:BP:40:SER:H	1.48	0.75
20:CR:26:LEU:HD13	20:CR:39:VAL:HG13	1.67	0.75
22:CT:26:ASN:HD22	22:CT:27:LYS:N	1.84	0.75
24:CX:255:SER:HB3	24:CX:261:ASN:HD21	1.50	0.75
27:DD:244:ARG:HH22	25:DA:1841:U:H1'	1.51	0.75
46:DZ:10:ARG:HG2	46:DZ:11:GLU:H	1.50	0.75
51:B4:59:VAL:HG12	51:B4:60:GLU:H	1.51	0.75
1:CA:1346:A:H5'	11:CI:120:ARG:HH12	1.50	0.75
25:DA:404:C:H4'	25:DA:405:U:H5'	1.69	0.75
10:CH:89:PRO:HA	10:CH:92:ARG:HH11	1.51	0.75
31:DH:149:ARG:HH21	31:DH:163:TYR:HA	1.50	0.75
38:DR:78:LYS:HE2	38:DR:83:ILE:HD11	1.69	0.75
25:DA:2426:A:H3'	25:DA:2427:C:C5'	2.16	0.75
25:BA:1826:G:H4'	27:BD:242:ARG:NE	2.01	0.75
25:BA:2426:A:H3'	25:BA:2427:C:C5'	2.16	0.75
48:B1:45:ASN:ND2	48:B1:47:GLN:HE21	1.83	0.75
4:CB:77:ALA:HB2	4:CB:211:ILE:HD13	1.68	0.75
48:D1:17:SER:HB3	48:D1:44:PRO:HD3	1.66	0.75

*Continued on next page...*

*Continued from previous page...*

Atom-1	Atom-2	Interatomic distance (Å)	Clash overlap (Å)
25:BA:404:C:H4'	25:BA:405:U:H5'	1.69	0.75
10:CH:42:GLU:HG3	10:CH:109:ILE:HD12	1.68	0.75
54:D7:12:ARG:HG3	25:DA:686:G:O6	1.87	0.75
10:AH:10:LEU:HD22	10:AH:83:ILE:HD11	1.67	0.75
25:BA:1676:A:H2	25:BA:1993:U:H5'	1.51	0.75
25:BA:2593:U:H2'	25:BA:2594:C:C6	2.22	0.75
27:BD:242:ARG:H	27:BD:242:ARG:HD3	1.52	0.75
1:CA:1507:A:H2'	1:CA:1508:G:C8	2.21	0.75
28:DE:119:ARG:HG3	28:DE:119:ARG:NH1	1.96	0.75
30:DG:41:GLN:HG2	30:DG:155:MET:HB3	1.68	0.75
37:DQ:6:ARG:HE	37:DQ:6:ARG:N	1.84	0.75
38:DR:10:LEU:HD22	38:DR:17:ARG:HD3	1.67	0.75
25:DA:1434:A:H61	25:DA:1558:A:H62	1.32	0.75
1:AA:892:A:H2'	1:AA:893:C:C6	2.22	0.75
25:BA:2722:G:H5''	25:BA:2820:A:H2	1.52	0.75
27:BD:79:VAL:HG21	27:BD:111:LEU:HD11	1.69	0.75
12:CJ:49:VAL:HG22	12:CJ:50:ILE:H	1.50	0.75
31:DH:87:LEU:HD13	31:DH:148:ILE:HG21	1.69	0.75
22:AT:26:ASN:HD22	22:AT:27:LYS:N	1.83	0.75
25:BA:1652:A:OP1	38:BR:9:LYS:HE3	1.87	0.75
38:BR:79:LEU:HD23	38:BR:83:ILE:HB	1.67	0.75
1:CA:892:A:H2'	1:CA:893:C:C6	2.22	0.75
42:BV:22:VAL:HG12	42:BV:23:GLU:H	1.51	0.74
45:BY:31:LEU:HD23	45:BY:31:LEU:H	1.52	0.74
38:DR:104:ARG:HH11	38:DR:104:ARG:CG	1.98	0.74
25:DA:1639:U:H2'	25:DA:1640:C:H5''	1.69	0.74
46:BZ:10:ARG:HG2	46:BZ:11:GLU:H	1.51	0.74
21:CS:18:LYS:HG2	21:CS:31:ILE:HD13	1.70	0.74
27:DD:208:LYS:HB2	25:DA:729:G:C5	2.22	0.74
42:DV:22:VAL:HG12	42:DV:23:GLU:H	1.50	0.74
49:D2:16:LEU:HB3	49:D2:19:VAL:HB	1.70	0.74
34:DN:42:GLU:HA	34:DN:82:LYS:HB3	1.69	0.74
40:DT:27:THR:HG23	40:DT:89:VAL:HG13	1.69	0.74
44:DX:63:LYS:HD2	44:DX:72:LYS:HA	1.68	0.74
11:AI:49:PRO:HD3	11:AI:101:PHE:HE1	1.51	0.74
20:AR:26:LEU:HD13	20:AR:39:VAL:HG13	1.68	0.74
32:BI:90:GLY:O	32:BI:91:SER:HB2	1.87	0.74
35:BO:60:ALA:HA	35:BO:87:ILE:HG13	1.69	0.74
42:BV:38:LEU:HD13	42:BV:55:ALA:HB1	1.68	0.74
44:BX:63:LYS:HD2	44:BX:72:LYS:HA	1.67	0.74
5:CC:11:ARG:HB3	5:CC:15:THR:HB	1.68	0.74

*Continued on next page...*

*Continued from previous page...*

Atom-1	Atom-2	Interatomic distance (Å)	Clash overlap (Å)
19:CQ:64:PRO:HA	19:CQ:70:ARG:HG3	1.69	0.74
25:DA:2593:U:H2'	25:DA:2594:C:C6	2.22	0.74
49:B2:16:LEU:HB3	49:B2:19:VAL:HB	1.69	0.74
1:CA:1507:A:H2'	1:CA:1508:G:H8	1.52	0.74
28:DE:36:ARG:HH12	28:DE:86:PRO:HD2	1.52	0.74
4:AB:54:THR:HG21	4:AB:201:ILE:HD11	1.70	0.74
25:BA:2850:A:H5'	25:BA:2868:A:H2	1.52	0.74
31:BH:101:ARG:HE	31:BH:101:ARG:H	1.32	0.74
15:CM:76:ALA:HA	15:CM:79:LYS:HE2	1.69	0.74
29:DF:10:PRO:HA	29:DF:19:GLU:HG2	1.68	0.74
29:DF:41:LEU:HA	29:DF:44:ARG:HD3	1.70	0.74
9:AG:69:VAL:HG22	9:AG:135:VAL:HG22	1.69	0.74
29:BF:10:PRO:HA	29:BF:19:GLU:HG2	1.69	0.74
34:BN:126:VAL:HG12	34:BN:130:LEU:HD11	1.70	0.74
1:CA:1128:C:H4'	11:CI:16:ARG:HH12	1.53	0.74
1:CA:1228:C:H2'	1:CA:1229:A:H8	1.50	0.74
15:CM:90:LEU:HA	15:CM:93:ARG:HD2	1.70	0.74
4:AB:77:ALA:HB2	4:AB:211:ILE:HD13	1.68	0.74
10:AH:42:GLU:HG3	10:AH:109:ILE:HD12	1.69	0.74
24:AX:212:LEU:HD12	24:AX:212:LEU:H	1.53	0.74
31:BH:87:LEU:HD13	31:BH:148:ILE:HG21	1.70	0.74
37:BQ:14:ARG:HH11	37:BQ:14:ARG:CG	2.00	0.74
4:CB:168:THR:OG1	4:CB:192:SER:HA	1.87	0.74
9:CG:102:ARG:HG2	9:CG:106:GLN:HE21	1.52	0.74
15:CM:57:ARG:HH12	51:D4:60:GLU:HB2	1.52	0.74
9:AG:102:ARG:HG2	9:AG:106:GLN:HE21	1.53	0.74
25:BA:221:A:H4'	25:BA:222:A:O5'	1.88	0.74
45:BY:81:LYS:HE2	45:BY:97:ARG:HD3	1.68	0.74
50:B3:5:LYS:HB3	50:B3:57:GLU:HB2	1.69	0.74
50:D3:5:LYS:HB3	50:D3:57:GLU:HB2	1.69	0.74
15:AM:90:LEU:HA	15:AM:93:ARG:HD2	1.70	0.74
18:AP:4:ILE:HG13	18:AP:21:VAL:HG12	1.70	0.74
25:BA:1540:G:C2	25:BA:1541:U:H1'	2.23	0.74
46:BZ:69:THR:HG22	46:BZ:90:VAL:HG22	1.68	0.74
52:D5:40:LYS:HE2	52:D5:46:CYS:HB3	1.70	0.74
1:AA:1128:C:H4'	11:AI:16:ARG:HH12	1.53	0.73
27:BD:21:PHE:O	27:BD:24:ILE:HG22	1.88	0.73
35:BO:3:GLN:HB2	35:BO:4:PRO:HD2	1.69	0.73
40:BT:27:THR:HG23	40:BT:89:VAL:HG13	1.70	0.73
35:DO:3:GLN:HB2	35:DO:4:PRO:HD2	1.70	0.73
36:DP:45:LEU:HD23	36:DP:46:LYS:N	2.03	0.73

*Continued on next page...*

*Continued from previous page...*

Atom-1	Atom-2	Interatomic distance (Å)	Clash overlap (Å)
45:DY:81:LYS:HE2	45:DY:97:ARG:HD3	1.70	0.73
25:DA:1024:G:H3'	25:DA:1025:G:H5''	1.68	0.73
14:AL:17:VAL:HG23	14:AL:18:ARG:H	1.53	0.73
36:BP:45:LEU:HD23	36:BP:46:LYS:N	2.02	0.73
38:BR:78:LYS:HE2	38:BR:83:ILE:HD11	1.68	0.73
52:B5:40:LYS:HE2	52:B5:46:CYS:HB3	1.69	0.73
2:CZ:1:C:H2'	2:CZ:2:G:H8	1.53	0.73
24:CX:212:LEU:H	24:CX:212:LEU:HD12	1.53	0.73
28:DE:179:GLU:HB3	28:DE:181:LEU:HD23	1.69	0.73
37:DQ:55:VAL:HG12	37:DQ:64:ILE:CD1	2.18	0.73
9:CG:69:VAL:HG22	9:CG:135:VAL:HG22	1.69	0.73
46:DZ:69:THR:HG22	46:DZ:90:VAL:HG22	1.68	0.73
51:D4:59:VAL:HG12	51:D4:60:GLU:H	1.50	0.73
21:AS:18:LYS:HG2	21:AS:31:ILE:HD13	1.69	0.73
27:DD:79:VAL:HG21	27:DD:111:LEU:HD11	1.70	0.73
31:DH:35:VAL:HG21	31:DH:75:ALA:HB2	1.69	0.73
1:AA:1182:G:H4'	1:AA:1183:A:H5''	1.71	0.73
32:BI:71:ILE:HG23	32:BI:72:LEU:HD22	1.69	0.73
4:CB:54:THR:HG21	4:CB:201:ILE:HD11	1.70	0.73
10:CH:102:ARG:HE	10:CH:102:ARG:N	1.87	0.73
27:DD:31:LYS:HE3	27:DD:33:LEU:HD21	1.71	0.73
25:DA:1540:G:C2	25:DA:1541:U:H1'	2.23	0.73
28:BE:36:ARG:HH12	28:BE:86:PRO:HD2	1.51	0.73
32:BI:116:LEU:HD22	32:BI:128:LEU:HD21	1.71	0.73
7:CE:6:PHE:HB2	7:CE:34:VAL:HG12	1.70	0.73
41:DU:95:LEU:HD11	42:DV:12:TYR:HA	1.70	0.73
25:DA:1542:G:H4'	25:DA:1543:A:O5'	1.89	0.73
7:AE:6:PHE:HB2	7:AE:34:VAL:HG12	1.70	0.73
25:BA:686:G:O6	54:B7:12:ARG:HG3	1.89	0.73
30:DG:43:LEU:HD22	30:DG:90:LEU:HB2	1.70	0.73
45:DY:31:LEU:HD23	45:DY:31:LEU:H	1.52	0.73
25:BA:140:A:H8	25:BA:1408:C:HO2'	1.34	0.73
36:BP:115:LEU:HA	36:BP:134:ALA:HB2	1.71	0.73
35:DO:60:ALA:HA	35:DO:87:ILE:HG13	1.69	0.73
40:BT:26:ASP:CB	40:BT:91:ARG:HA	2.18	0.73
41:BU:95:LEU:HD11	42:BV:12:TYR:HA	1.71	0.73
5:CC:141:VAL:HG11	5:CC:202:ILE:HD12	1.70	0.73
25:DA:221:A:H4'	25:DA:222:A:O5'	1.88	0.73
25:DA:2722:G:H5''	25:DA:2820:A:H2	1.53	0.73
1:AA:390:C:H2'	1:AA:391:G:H8	1.53	0.73
25:BA:686:G:N2	25:BA:788:A:H61	1.85	0.73

*Continued on next page...*

*Continued from previous page...*

Atom-1	Atom-2	Interatomic distance (Å)	Clash overlap (Å)
25:BA:1210:A:H4'	25:BA:1211:U:O5'	1.88	0.73
43:BW:110:LYS:HG3	43:BW:111:HIS:ND1	2.03	0.73
47:B0:49:LYS:HB2	47:B0:80:HIS:HB3	1.71	0.73
8:CF:50:TYR:HE2	8:CF:87:ARG:HH21	1.36	0.73
15:AM:76:ALA:HA	15:AM:79:LYS:HE2	1.69	0.72
34:BN:90:LEU:H	34:BN:90:LEU:HD12	1.54	0.72
8:CF:30:LEU:HB3	8:CF:35:ALA:HB3	1.71	0.72
27:BD:31:LYS:HE3	27:BD:33:LEU:HD21	1.70	0.72
40:DT:26:ASP:CB	40:DT:91:ARG:HA	2.18	0.72
25:DA:519:U:H2'	25:DA:520:G:H8	1.54	0.72
25:DA:1676:A:H2	25:DA:1993:U:H5'	1.52	0.72
1:AA:975:A:H4'	1:AA:976:G:H5''	1.72	0.72
11:AI:48:GLU:N	11:AI:49:PRO:HD2	2.04	0.72
28:BE:179:GLU:HB3	28:BE:181:LEU:HD23	1.69	0.72
27:DD:62:TYR:HA	27:DD:87:ASN:HD21	1.53	0.72
38:DR:9:LYS:HE3	25:DA:1652:A:OP1	1.89	0.72
48:D1:58:ILE:HD11	48:D1:91:LYS:HG2	1.70	0.72
5:AC:11:ARG:HB3	5:AC:15:THR:HB	1.69	0.72
25:BA:2420:C:OP1	55:B8:34:TRP:HA	1.90	0.72
29:BF:41:LEU:HA	29:BF:44:ARG:HD3	1.71	0.72
29:BF:143:ALA:HB1	29:BF:148:LEU:HB2	1.71	0.72
41:BU:55:ARG:HA	41:BU:58:ARG:HD2	1.70	0.72
27:DD:21:PHE:O	27:DD:24:ILE:HG22	1.89	0.72
25:DA:2850:A:H5'	25:DA:2868:A:H2	1.52	0.72
1:AA:1356:G:H2'	1:AA:1357:A:C8	2.24	0.72
8:AF:30:LEU:HB3	8:AF:35:ALA:HB3	1.71	0.72
1:CA:390:C:H2'	1:CA:391:G:H8	1.54	0.72
1:CA:1356:G:H2'	1:CA:1357:A:C8	2.25	0.72
10:CH:102:ARG:HE	10:CH:102:ARG:H	1.37	0.72
11:AI:85:LEU:HD11	11:AI:96:LEU:HD22	1.72	0.72
25:BA:848:G:H2'	25:BA:849:A:C8	2.24	0.72
11:CI:28:VAL:HG22	11:CI:63:ILE:HB	1.72	0.72
27:DD:83:GLU:HB2	27:DD:92:ILE:HD11	1.72	0.72
36:DP:50:ARG:HB2	55:D8:60:LEU:HD11	1.72	0.72
37:DQ:14:ARG:HH11	37:DQ:14:ARG:CG	2.00	0.72
49:D2:18:PRO:O	49:D2:21:LEU:HB3	1.89	0.72
25:DA:848:G:H2'	25:DA:849:A:C8	2.25	0.72
41:BU:24:TYR:HB2	41:BU:29:SER:HB3	1.72	0.72
45:BY:45:VAL:HG22	45:BY:62:GLU:HB3	1.71	0.72
1:CA:17:U:H2'	1:CA:18:C:C6	2.24	0.72
13:CK:18:ARG:HB3	13:CK:33:THR:HG23	1.72	0.72

*Continued on next page...*

*Continued from previous page...*

Atom-1	Atom-2	Interatomic distance (Å)	Clash overlap (Å)
18:CP:4:ILE:HG13	18:CP:21:VAL:HG12	1.70	0.72
27:DD:242:ARG:H	27:DD:242:ARG:HD3	1.52	0.72
37:DQ:141:GLN:HB3	46:DZ:70:LEU:HD12	1.71	0.72
4:AB:91:PRO:HA	4:AB:154:LEU:HD11	1.72	0.72
27:BD:62:TYR:HA	27:BD:87:ASN:HD21	1.55	0.72
44:BX:8:ILE:H	44:BX:8:ILE:HD12	1.53	0.72
48:B1:58:ILE:HD11	48:B1:91:LYS:HG2	1.71	0.72
1:CA:891:U:H2'	1:CA:892:A:H8	1.55	0.72
29:DF:8:GLN:HA	29:DF:21:ALA:HA	1.72	0.72
32:DI:71:ILE:HG23	32:DI:72:LEU:HD22	1.69	0.72
40:DT:107:ASP:O	40:DT:110:ILE:HG22	1.89	0.72
43:DW:110:LYS:HG3	43:DW:111:HIS:ND1	2.04	0.72
45:DY:45:VAL:HG22	45:DY:62:GLU:HB3	1.72	0.72
27:BD:28:GLU:HB3	27:BD:29:PRO:HD3	1.69	0.72
37:BQ:141:GLN:HB3	46:BZ:70:LEU:HD12	1.70	0.72
24:CX:300:GLU:HG3	24:CX:301:LYS:H	1.53	0.72
25:DA:2422:A:H4'	25:DA:2423:U:OP1	1.89	0.72
1:AA:1507:A:H2'	1:AA:1508:G:H8	1.53	0.72
8:AF:50:TYR:HE2	8:AF:87:ARG:HH21	1.36	0.72
25:BA:1542:G:H4'	25:BA:1543:A:O5'	1.90	0.72
36:DP:115:LEU:HA	36:DP:134:ALA:HB2	1.72	0.72
24:AX:300:GLU:HG3	24:AX:301:LYS:H	1.54	0.71
25:BA:2422:A:H4'	25:BA:2423:U:OP1	1.89	0.71
26:BB:8:U:H5''	39:BS:15:ARG:HH22	1.55	0.71
32:DI:78:THR:HA	32:DI:143:SER:HB3	1.72	0.71
47:D0:49:LYS:HB2	47:D0:80:HIS:HB3	1.71	0.71
25:DA:38:A:H2'	25:DA:39:C:C6	2.25	0.71
25:DA:886:C:H2'	25:DA:887:A:H4'	1.71	0.71
25:DA:972:G:H3'	25:DA:973:A:H2'	1.72	0.71
25:DA:1210:A:H4'	25:DA:1211:U:O5'	1.89	0.71
1:AA:891:U:H2'	1:AA:892:A:H8	1.55	0.71
1:AA:1504:G:H4'	1:AA:1505:G:O5'	1.90	0.71
2:AZ:1:C:H2'	2:AZ:2:G:H8	1.53	0.71
11:CI:48:GLU:N	11:CI:49:PRO:HD2	2.04	0.71
29:DF:143:ALA:HB1	29:DF:148:LEU:HB2	1.71	0.71
1:AA:17:U:H2'	1:AA:18:C:C6	2.26	0.71
25:BA:996:A:H4'	41:BU:92:ARG:NH1	2.05	0.71
36:BP:125:VAL:HG11	36:BP:138:LEU:HD22	1.72	0.71
45:BY:76:CYS:HB3	45:BY:77:PRO:CD	2.20	0.71
15:CM:57:ARG:NH1	51:D4:60:GLU:HB2	2.05	0.71
30:DG:98:ARG:H	30:DG:98:ARG:HD2	1.55	0.71

*Continued on next page...*

*Continued from previous page...*

Atom-1	Atom-2	Interatomic distance (Å)	Clash overlap (Å)
5:AC:141:VAL:HG11	5:AC:202:ILE:HD12	1.71	0.71
10:AH:102:ARG:HE	10:AH:102:ARG:N	1.87	0.71
31:BH:92:ILE:H	31:BH:92:ILE:HD12	1.55	0.71
40:BT:107:ASP:O	40:BT:110:ILE:HG22	1.90	0.71
46:BZ:163:LEU:HD23	46:BZ:163:LEU:H	1.55	0.71
47:B0:23:VAL:HA	47:B0:38:VAL:HG22	1.72	0.71
1:CA:537:G:H5''	14:CL:112:ARG:NH2	2.06	0.71
24:CX:255:SER:HB3	24:CX:261:ASN:ND2	2.06	0.71
29:DF:160:ASN:HD21	29:DF:162:LEU:HD13	1.56	0.71
4:AB:178:ARG:HE	10:AH:74:PRO:HD3	1.55	0.71
1:CA:1504:G:H4'	1:CA:1505:G:O5'	1.90	0.71
46:DZ:163:LEU:HD23	46:DZ:163:LEU:H	1.55	0.71
1:CA:1104:G:H5'	4:CB:111:ARG:HD2	1.73	0.71
1:CA:1182:G:H4'	1:CA:1183:A:H5''	1.71	0.71
4:CB:91:PRO:HA	4:CB:154:LEU:HD11	1.72	0.71
14:CL:17:VAL:HG23	14:CL:18:ARG:H	1.53	0.71
34:DN:90:LEU:HD12	34:DN:90:LEU:H	1.54	0.71
41:DU:55:ARG:HA	41:DU:58:ARG:HD2	1.71	0.71
42:DV:22:VAL:HG12	42:DV:23:GLU:N	2.05	0.71
25:BA:886:C:H2'	25:BA:887:A:H4'	1.71	0.71
11:CI:85:LEU:HD11	11:CI:96:LEU:HD22	1.73	0.71
13:CK:52:GLY:H	13:CK:55:LYS:NZ	1.89	0.71
31:DH:92:ILE:HD12	31:DH:92:ILE:H	1.55	0.71
48:D1:90:ILE:O	48:D1:94:LEU:HB2	1.90	0.71
19:AQ:12:SER:HB3	19:AQ:20:THR:HB	1.71	0.71
42:BV:25:LEU:HD23	42:BV:26:ASP:H	1.56	0.71
27:DD:28:GLU:HB3	27:DD:29:PRO:HD3	1.71	0.71
44:DX:8:ILE:H	44:DX:8:ILE:HD12	1.54	0.71
55:D8:34:TRP:HA	25:DA:2420:C:OP1	1.91	0.71
25:DA:1786:A:H3'	25:DA:1787:A:H8	1.55	0.71
24:AX:13:ARG:H	24:AX:13:ARG:HD2	1.55	0.71
25:BA:204:A:H8	25:BA:204:A:OP1	1.73	0.71
42:BV:22:VAL:HG12	42:BV:23:GLU:N	2.06	0.71
42:BV:34:GLU:HG3	42:BV:58:VAL:HG22	1.73	0.71
4:CB:178:ARG:HE	10:CH:74:PRO:HD3	1.56	0.71
32:DI:116:LEU:HD22	32:DI:128:LEU:HD21	1.71	0.71
47:D0:23:VAL:HA	47:D0:38:VAL:HG22	1.73	0.71
25:DA:1858:G:HO2'	25:DA:1859:A:H8	1.37	0.71
25:BA:972:G:H3'	25:BA:973:A:H2'	1.73	0.71
41:BU:90:VAL:HG23	42:BV:39:LEU:HB3	1.72	0.71
25:DA:1050:A:H2'	25:DA:1051:G:C8	2.26	0.71

*Continued on next page...*



*Continued from previous page...*

Atom-1	Atom-2	Interatomic distance (Å)	Clash overlap (Å)
19:AQ:64:PRO:HA	19:AQ:70:ARG:HG3	1.71	0.70
30:BG:64:THR:HG23	30:BG:66:GLN:H	1.56	0.70
1:CA:344:A:H4'	40:DT:39:ARG:HH22	1.56	0.70
1:CA:736:C:H2'	1:CA:737:A:C8	2.26	0.70
19:CQ:12:SER:HB3	19:CQ:20:THR:HB	1.71	0.70
31:DH:16:SER:HB2	31:DH:27:LYS:HB2	1.73	0.70
35:DO:86:ILE:H	35:DO:86:ILE:HD12	1.55	0.70
39:DS:15:ARG:HH22	26:DB:8:U:H5''	1.54	0.70
40:DT:26:ASP:HB3	40:DT:91:ARG:HA	1.73	0.70
15:AM:10:PRO:HB2	15:AM:18:ALA:HB1	1.73	0.70
25:BA:189:G:H2'	25:BA:205:G:N2	2.07	0.70
36:BP:52:GLU:HG3	36:BP:53:GLY:H	1.56	0.70
37:BQ:38:GLU:HB2	37:BQ:127:ILE:HG23	1.74	0.70
49:B2:18:PRO:O	49:B2:21:LEU:HB3	1.90	0.70
30:BG:43:LEU:HD22	30:BG:90:LEU:HB2	1.71	0.70
30:BG:98:ARG:H	30:BG:98:ARG:HD2	1.55	0.70
6:CD:162:LEU:HD13	6:CD:181:MET:HG2	1.74	0.70
15:CM:99:ARG:HB2	15:CM:101:GLN:HE21	1.55	0.70
38:DR:38:VAL:HB	38:DR:39:PRO:HD3	1.73	0.70
48:D1:11:ARG:HH11	48:D1:61:ARG:H	1.40	0.70
25:DA:204:A:H8	25:DA:204:A:OP1	1.73	0.70
25:BA:519:U:H2'	25:BA:520:G:H8	1.55	0.70
51:D4:46:ASN:HB2	51:D4:64:LYS:HB2	1.73	0.70
1:AA:687:A:H2'	1:AA:701:C:H41	1.56	0.70
13:AK:18:ARG:HB3	13:AK:33:THR:HG23	1.73	0.70
27:BD:33:LEU:O	27:BD:36:PRO:HD2	1.92	0.70
36:BP:64:LYS:HB2	55:B8:25:MET:HG3	1.73	0.70
48:B1:90:ILE:O	48:B1:94:LEU:HB2	1.91	0.70
20:CR:50:ILE:HD12	20:CR:70:ILE:HG21	1.74	0.70
24:CX:13:ARG:H	24:CX:13:ARG:HD2	1.54	0.70
32:DI:62:LYS:HB2	32:DI:133:HIS:CE1	2.26	0.70
41:DU:90:VAL:HG23	42:DV:39:LEU:HB3	1.72	0.70
25:BA:1183:G:H2'	25:BA:1184:G:H8	1.56	0.70
7:CE:51:VAL:HB	7:CE:52:PRO:HD3	1.74	0.70
41:DU:24:TYR:HB2	41:DU:29:SER:HB3	1.73	0.70
42:DV:25:LEU:HD23	42:DV:26:ASP:H	1.57	0.70
1:AA:1104:G:H5'	4:AB:111:ARG:HD2	1.72	0.70
6:AD:162:LEU:HD13	6:AD:181:MET:HG2	1.74	0.70
11:AI:28:VAL:HG22	11:AI:63:ILE:HB	1.72	0.70
27:BD:148:GLU:HB2	27:BD:151:LYS:HD2	1.74	0.70
35:BO:86:ILE:H	35:BO:86:ILE:HD12	1.55	0.70

*Continued on next page...*

*Continued from previous page...*

Atom-1	Atom-2	Interatomic distance (Å)	Clash overlap (Å)
10:AH:102:ARG:HE	10:AH:102:ARG:H	1.38	0.70
24:AX:255:SER:HB3	24:AX:261:ASN:ND2	2.05	0.70
36:BP:50:ARG:HB2	55:B8:60:LEU:HD11	1.73	0.70
45:BY:27:VAL:HG12	45:BY:39:VAL:HG22	1.74	0.70
1:AA:537:G:H5''	14:AL:112:ARG:NH2	2.07	0.70
13:AK:52:GLY:H	13:AK:55:LYS:NZ	1.89	0.70
27:BD:83:GLU:HB2	27:BD:92:ILE:HD11	1.73	0.70
54:B7:5:TRP:NE1	54:B7:7:PRO:HG3	2.07	0.70
25:DA:107:C:H2'	25:DA:108:U:C6	2.27	0.70
1:AA:673:G:H5''	8:AF:87:ARG:NH1	2.07	0.70
40:BT:26:ASP:HB3	40:BT:91:ARG:HA	1.73	0.70
13:AK:21:ILE:HB	13:AK:84:VAL:HG12	1.74	0.69
25:BA:1786:A:H3'	25:BA:1787:A:H8	1.57	0.69
33:BJ:14:LYS:HE2	33:BJ:14:LYS:HA	1.74	0.69
1:CA:975:A:H4'	1:CA:976:G:H5''	1.73	0.69
45:DY:76:CYS:HB3	45:DY:77:PRO:CD	2.20	0.69
48:D1:62:VAL:HG22	48:D1:63:ALA:H	1.57	0.69
15:AM:99:ARG:HB2	15:AM:101:GLN:HE21	1.54	0.69
17:AO:33:THR:HG23	17:AO:63:ARG:HH22	1.57	0.69
24:AX:293:ILE:HG13	24:AX:294:GLY:N	2.07	0.69
25:BA:2103:C:H2'	25:BA:2104:G:C8	2.27	0.69
32:DI:83:ALA:HB2	32:DI:88:ILE:HD13	1.74	0.69
36:DP:52:GLU:HG3	36:DP:53:GLY:H	1.57	0.69
37:DQ:38:GLU:HB2	37:DQ:127:ILE:HG23	1.74	0.69
1:AA:736:C:H2'	1:AA:737:A:C8	2.27	0.69
1:AA:1065:U:H4'	1:AA:1066:C:O5'	1.91	0.69
8:AF:16:GLN:CD	8:AF:16:GLN:H	1.95	0.69
25:BA:691:C:H2'	25:BA:692:C:C6	2.27	0.69
1:CA:67:C:H2'	1:CA:68:G:C8	2.27	0.69
5:CC:15:THR:HG21	5:CC:181:ASN:HA	1.75	0.69
22:CT:26:ASN:HD22	22:CT:27:LYS:H	1.38	0.69
27:DD:33:LEU:O	27:DD:36:PRO:HD2	1.92	0.69
31:DH:121:ILE:HD11	31:DH:140:LYS:HD3	1.74	0.69
41:DU:92:ARG:NH1	25:DA:996:A:H4'	2.06	0.69
54:D7:7:PRO:HB2	25:DA:1309:G:H4'	1.75	0.69
25:DA:1183:G:H2'	25:DA:1184:G:H8	1.57	0.69
25:DA:2103:C:H2'	25:DA:2104:G:C8	2.27	0.69
7:AE:51:VAL:HB	7:AE:52:PRO:HD3	1.74	0.69
14:AL:23:VAL:HG13	14:AL:97:TYR:CE2	2.28	0.69
29:BF:8:GLN:HA	29:BF:21:ALA:HA	1.73	0.69
8:CF:72:VAL:HG13	8:CF:73:ASN:H	1.57	0.69

*Continued on next page...*

*Continued from previous page...*

Atom-1	Atom-2	Interatomic distance (Å)	Clash overlap (Å)
27:DD:148:GLU:HB2	27:DD:151:LYS:HD2	1.74	0.69
8:AF:72:VAL:HG13	8:AF:73:ASN:H	1.57	0.69
36:DP:64:LYS:HB2	55:D8:25:MET:HG3	1.74	0.69
37:DQ:23:GLY:HA3	37:DQ:98:LYS:CG	2.18	0.69
51:B4:46:ASN:HB2	51:B4:64:LYS:HB2	1.74	0.69
44:DX:64:LYS:HG2	44:DX:65:ARG:H	1.57	0.69
14:AL:74:HIS:CD2	14:AL:76:LEU:H	2.11	0.69
22:AT:26:ASN:HD22	22:AT:27:LYS:H	1.38	0.69
38:BR:38:VAL:HB	38:BR:39:PRO:HD3	1.73	0.69
5:CC:138:VAL:HG13	5:CC:149:ALA:HB3	1.75	0.69
11:CI:89:ASN:HB3	11:CI:92:TYR:HB2	1.74	0.69
12:CJ:49:VAL:HG21	16:CN:41:ARG:HB2	1.75	0.69
33:DJ:14:LYS:HA	33:DJ:14:LYS:HE2	1.75	0.69
1:AA:505:G:H2'	1:AA:506:G:H8	1.58	0.69
1:AA:668:G:H1'	17:AO:46:HIS:HD2	1.58	0.69
1:AA:684:A:H2'	1:AA:685:G:C8	2.28	0.69
11:AI:79:LEU:HD23	11:AI:101:PHE:O	1.92	0.69
24:AX:198:THR:HB	24:AX:293:ILE:HD13	1.75	0.69
25:BA:197:A:H5'	25:BA:197:A:H8	1.56	0.69
25:BA:2698:U:H2'	25:BA:2699:C:C6	2.28	0.69
27:BD:25:THR:CG2	27:BD:82:ILE:H	2.06	0.69
27:BD:33:LEU:HD23	27:BD:33:LEU:H	1.57	0.69
29:BF:78:ILE:HD12	29:BF:78:ILE:H	1.58	0.69
30:BG:66:GLN:HG2	30:BG:67:LYS:H	1.58	0.69
1:CA:134:A:H61	18:CP:25:ARG:NH1	1.91	0.69
6:CD:13:ARG:HB2	6:CD:40:PRO:HD3	1.75	0.69
10:CH:50:ARG:H	10:CH:50:ARG:HD2	1.58	0.69
12:CJ:92:THR:HG23	12:CJ:93:GLY:H	1.58	0.69
13:CK:21:ILE:HB	13:CK:84:VAL:HG12	1.75	0.69
27:DD:25:THR:CG2	27:DD:82:ILE:H	2.06	0.69
27:DD:159:ALA:HB1	27:DD:198:ASN:O	1.93	0.69
36:DP:125:VAL:HG11	36:DP:138:LEU:HD22	1.73	0.69
38:DR:12:ARG:HD3	38:DR:16:HIS:ND1	2.08	0.69
25:DA:27:G:HO2'	25:DA:28:A:H8	1.41	0.69
25:DA:1858:G:H1'	25:DA:1884:A:N6	2.08	0.69
5:AC:138:VAL:HG13	5:AC:149:ALA:HB3	1.75	0.69
20:AR:50:ILE:HD12	20:AR:70:ILE:HG21	1.73	0.69
32:BI:78:THR:HA	32:BI:143:SER:HB3	1.73	0.69
48:B1:11:ARG:HH11	48:B1:61:ARG:H	1.39	0.69
48:B1:11:ARG:HG3	48:B1:62:VAL:HA	1.75	0.69
12:CJ:54:PHE:HD2	12:CJ:55:LYS:HG3	1.58	0.69

*Continued on next page...*

*Continued from previous page...*

Atom-1	Atom-2	Interatomic distance (Å)	Clash overlap (Å)
27:DD:146:GLU:HA	27:DD:153:ALA:HA	1.75	0.69
42:DV:34:GLU:HG3	42:DV:58:VAL:HG22	1.74	0.69
42:DV:47:VAL:HG12	42:DV:49:THR:O	1.93	0.69
25:DA:189:G:H2'	25:DA:205:G:N2	2.07	0.69
11:AI:89:ASN:HB3	11:AI:92:TYR:HB2	1.75	0.69
12:AJ:49:VAL:HG21	16:AN:41:ARG:HB2	1.75	0.69
25:BA:1858:G:H1'	25:BA:1884:A:N6	2.07	0.69
31:BH:16:SER:HB2	31:BH:27:LYS:HB2	1.73	0.69
32:BI:62:LYS:HB2	32:BI:133:HIS:CE1	2.27	0.69
42:BV:18:LEU:H	42:BV:96:ILE:HB	1.57	0.69
1:CA:950:U:H2'	1:CA:951:G:H8	1.58	0.69
30:DG:64:THR:HG23	30:DG:66:GLN:H	1.56	0.69
30:DG:66:GLN:HG2	30:DG:67:LYS:H	1.58	0.69
53:D6:21:TYR:HE1	25:DA:2399:G:H1'	1.58	0.69
37:BQ:14:ARG:HG2	37:BQ:14:ARG:NH1	2.00	0.68
48:B1:62:VAL:HG22	48:B1:63:ALA:H	1.59	0.68
1:CA:684:A:H2'	1:CA:685:G:C8	2.27	0.68
14:CL:23:VAL:HG13	14:CL:97:TYR:CE2	2.28	0.68
24:CX:111:ILE:H	24:CX:111:ILE:HD12	1.57	0.68
27:DD:25:THR:HG23	27:DD:27:THR:HG22	1.74	0.68
34:DN:126:VAL:HG12	34:DN:130:LEU:HD11	1.73	0.68
42:DV:18:LEU:H	42:DV:96:ILE:HB	1.57	0.68
45:DY:27:VAL:HG12	45:DY:39:VAL:HG22	1.74	0.68
1:AA:505:G:H2'	1:AA:506:G:C8	2.28	0.68
5:AC:43:LEU:O	5:AC:47:LEU:HB3	1.94	0.68
25:BA:107:C:H2'	25:BA:108:U:C6	2.28	0.68
25:BA:811:U:H2'	36:BP:25:SER:HA	1.75	0.68
25:DA:2698:U:H2'	25:DA:2699:C:C6	2.28	0.68
9:AG:103:TRP:HB3	9:AG:134:ALA:HB1	1.75	0.68
24:AX:111:ILE:H	24:AX:111:ILE:HD12	1.57	0.68
25:BA:2331:G:H4'	47:B0:43:THR:H	1.57	0.68
27:BD:25:THR:HG23	27:BD:27:THR:HG22	1.75	0.68
11:CI:44:VAL:HB	11:CI:51:ARG:HH22	1.58	0.68
11:CI:79:LEU:HD23	11:CI:101:PHE:O	1.92	0.68
14:CL:113:LYS:O	14:CL:116:ARG:HG3	1.93	0.68
29:DF:78:ILE:H	29:DF:78:ILE:HD12	1.58	0.68
54:D7:5:TRP:NE1	54:D7:7:PRO:HG3	2.08	0.68
1:AA:134:A:H61	18:AP:25:ARG:NH1	1.90	0.68
25:BA:38:A:H2'	25:BA:39:C:C6	2.28	0.68
25:BA:1483:G:H2'	25:BA:1484:G:C8	2.29	0.68
4:CB:84:GLU:HG3	4:CB:215:LEU:HB3	1.75	0.68

*Continued on next page...*

*Continued from previous page...*

Atom-1	Atom-2	Interatomic distance (Å)	Clash overlap (Å)
35:DO:76:ALA:HB3	40:DT:75:ILE:HB	1.76	0.68
47:D0:43:THR:H	25:DA:2331:G:H4'	1.58	0.68
25:DA:1131:G:H4'	25:DA:1132:A:OP1	1.94	0.68
24:AX:85:LYS:O	24:AX:89:GLU:HG2	1.94	0.68
29:BF:160:ASN:HD21	29:BF:162:LEU:HD13	1.57	0.68
1:CA:250:A:H4'	1:CA:251:G:O5'	1.93	0.68
17:CO:33:THR:HG23	17:CO:63:ARG:HH22	1.58	0.68
1:AA:67:C:H2'	1:AA:68:G:C8	2.28	0.68
25:BA:1050:A:H2'	25:BA:1051:G:H8	1.56	0.68
25:BA:2564:A:C2	25:BA:2647:U:H4'	2.29	0.68
31:BH:121:ILE:HD11	31:BH:140:LYS:HD3	1.74	0.68
48:B1:50:ARG:HG2	48:B1:59:THR:HG22	1.76	0.68
15:CM:10:PRO:HB2	15:CM:18:ALA:HB1	1.73	0.68
25:DA:1105:U:H2'	25:DA:1106:G:C8	2.28	0.68
25:DA:2564:A:C2	25:DA:2647:U:H4'	2.29	0.68
5:AC:15:THR:HG21	5:AC:181:ASN:HA	1.75	0.68
24:AX:61:ALA:HB3	24:AX:74:ALA:HB2	1.76	0.68
1:CA:668:G:H1'	17:CO:46:HIS:HD2	1.58	0.68
24:CX:163:ARG:HH12	24:CX:204:LYS:HD3	1.58	0.68
24:CX:293:ILE:HG13	24:CX:294:GLY:N	2.08	0.68
36:DP:25:SER:HA	25:DA:811:U:H2'	1.75	0.68
48:D1:11:ARG:HG3	48:D1:62:VAL:HA	1.75	0.68
25:DA:2275:C:H6	25:DA:2275:C:H5'	1.59	0.68
6:AD:123:HIS:HB2	6:AD:125:HIS:CD2	2.29	0.68
25:BA:1105:U:H2'	25:BA:1106:G:C8	2.29	0.68
32:BI:83:ALA:HB2	32:BI:88:ILE:HD13	1.76	0.68
1:CA:687:A:H2'	1:CA:701:C:H41	1.57	0.68
5:CC:185:GLY:HA3	5:CC:200:ALA:HB3	1.76	0.68
8:CF:16:GLN:H	8:CF:16:GLN:CD	1.95	0.68
2:AY:56:C:O2'	30:BG:78:SER:HB3	1.93	0.68
9:AG:146:GLU:OE1	9:AG:149:ARG:HD2	1.94	0.68
25:BA:195:A:OP1	36:BP:46:LYS:HE2	1.94	0.68
25:BA:1766:U:H2'	25:BA:1767:C:H6	1.59	0.68
34:BN:148:GLY:HA3	34:BN:149:PRO:O	1.94	0.68
42:BV:47:VAL:HG12	42:BV:49:THR:O	1.94	0.68
43:BW:14:PRO:O	43:BW:18:ARG:HG3	1.94	0.68
43:BW:29:LEU:HD22	43:BW:69:LEU:HD11	1.76	0.68
15:CM:44:ARG:HB2	15:CM:46:LYS:HG2	1.76	0.68
49:D2:38:GLN:O	49:D2:41:ILE:HG12	1.94	0.68
52:D5:19:ARG:HA	25:DA:2046:G:H5'	1.76	0.68
1:AA:250:A:H4'	1:AA:251:G:O5'	1.93	0.68

*Continued on next page...*

*Continued from previous page...*

Atom-1	Atom-2	Interatomic distance (Å)	Clash overlap (Å)
24:AX:48:ILE:HA	24:AX:51:TYR:CD1	2.28	0.68
35:BO:76:ALA:HB3	40:BT:75:ILE:HB	1.75	0.68
6:AD:13:ARG:HB2	6:AD:40:PRO:HD3	1.76	0.67
12:AJ:54:PHE:HD2	12:AJ:55:LYS:HG3	1.58	0.67
14:AL:113:LYS:O	14:AL:116:ARG:HG3	1.93	0.67
25:BA:2046:G:H5'	52:B5:19:ARG:HA	1.76	0.67
25:BA:2298:A:H2'	25:BA:2299:G:O4'	1.94	0.67
36:BP:45:LEU:HD23	36:BP:46:LYS:H	1.58	0.67
5:CC:43:LEU:O	5:CC:47:LEU:HB3	1.94	0.67
6:CD:123:HIS:HB2	6:CD:125:HIS:CD2	2.28	0.67
27:DD:33:LEU:HD23	27:DD:33:LEU:H	1.58	0.67
36:DP:45:LEU:HD23	36:DP:46:LYS:H	1.59	0.67
4:AB:84:GLU:HG3	4:AB:215:LEU:HB3	1.75	0.67
25:BA:2314:C:H2'	25:BA:2315:G:H8	1.60	0.67
27:BD:159:ALA:HB1	27:BD:198:ASN:O	1.94	0.67
45:BY:81:LYS:HD3	45:BY:97:ARG:HB3	1.76	0.67
1:CA:1117:G:H4'	11:CI:104:ARG:NH2	2.09	0.67
28:DE:132:HIS:CG	28:DE:135:HIS:HE2	2.12	0.67
32:DI:101:LEU:HG	32:DI:107:ILE:HG23	1.76	0.67
36:DP:27:HIS:CD2	25:DA:814:C:H41	2.12	0.67
25:DA:2287:A:H62	25:DA:2344:U:H3	1.41	0.67
25:DA:2502:G:H5'	25:DA:2503:A:H5''	1.75	0.67
10:AH:50:ARG:H	10:AH:50:ARG:HD2	1.58	0.67
27:BD:201:HIS:O	27:BD:204:ILE:HG13	1.94	0.67
29:BF:117:ARG:HG3	29:BF:122:LYS:HB2	1.77	0.67
44:BX:64:LYS:HG2	44:BX:65:ARG:H	1.58	0.67
1:CA:505:G:H2'	1:CA:506:G:C8	2.29	0.67
1:CA:1271:G:H2'	1:CA:1272:G:H8	1.60	0.67
9:CG:103:TRP:HB3	9:CG:134:ALA:HB1	1.76	0.67
48:D1:50:ARG:HG2	48:D1:59:THR:HG22	1.75	0.67
1:AA:1271:G:H2'	1:AA:1272:G:H8	1.59	0.67
8:AF:36:ARG:HH21	8:AF:38:GLU:HG2	1.59	0.67
18:AP:21:VAL:HG23	18:AP:33:ILE:HB	1.76	0.67
24:AX:112:ARG:HB2	24:AX:198:THR:HG23	1.77	0.67
32:BI:101:LEU:HG	32:BI:107:ILE:HG23	1.75	0.67
52:B5:45:VAL:HG12	52:B5:46:CYS:H	1.58	0.67
1:CA:1065:U:H4'	1:CA:1066:C:O5'	1.93	0.67
1:CA:1224:G:H4'	15:CM:102:ARG:HH22	1.59	0.67
9:CG:15:ASP:HB3	9:CG:20:ASP:H	1.59	0.67
9:CG:80:VAL:HG21	9:CG:85:TYR:CE1	2.30	0.67
24:CX:48:ILE:HA	24:CX:51:TYR:CD1	2.29	0.67

*Continued on next page...*

*Continued from previous page...*

Atom-1	Atom-2	Interatomic distance (Å)	Clash overlap (Å)
32:DI:31:LEU:HD13	32:DI:37:VAL:HA	1.76	0.67
52:D5:45:VAL:HG12	52:D5:46:CYS:H	1.59	0.67
25:DA:2164:C:H2'	25:DA:2165:G:H8	1.60	0.67
9:AG:80:VAL:HG21	9:AG:85:TYR:CE1	2.29	0.67
12:AJ:92:THR:HG23	12:AJ:93:GLY:H	1.57	0.67
25:BA:1548:C:H2'	25:BA:1549:C:H6	1.59	0.67
48:B1:25:LYS:HG2	48:B1:35:THR:HG22	1.75	0.67
1:CA:673:G:H5''	8:CF:87:ARG:NH1	2.09	0.67
9:CG:15:ASP:HA	9:CG:24:THR:HG23	1.77	0.67
27:DD:201:HIS:O	27:DD:204:ILE:HG13	1.95	0.67
28:DE:51:PHE:H	28:DE:75:VAL:HB	1.60	0.67
30:DG:36:LYS:HB3	30:DG:160:VAL:HB	1.77	0.67
55:D8:8:LYS:HE3	25:DA:245:G:O6	1.95	0.67
25:BA:814:C:H41	36:BP:27:HIS:CD2	2.12	0.67
28:BE:118:LYS:HE2	38:BR:2:ARG:NH1	2.10	0.67
48:B1:11:ARG:NH1	48:B1:61:ARG:H	1.93	0.67
15:CM:16:ASP:HB3	15:CM:34:LEU:HD11	1.77	0.67
24:CX:61:ALA:HB3	24:CX:74:ALA:HB2	1.76	0.67
24:CX:198:THR:HB	24:CX:293:ILE:HD13	1.76	0.67
34:DN:148:GLY:HA3	34:DN:149:PRO:O	1.94	0.67
1:AA:279:A:H2'	19:AQ:95:TYR:HE2	1.60	0.67
1:AA:950:U:H2'	1:AA:951:G:H8	1.59	0.67
1:AA:1508:G:H2'	1:AA:1509:C:H6	1.59	0.67
18:AP:13:HIS:C	18:AP:15:PRO:HD3	2.15	0.67
25:BA:441:U:H2'	25:BA:442:G:C8	2.29	0.67
25:BA:833:U:H2'	25:BA:834:C:C6	2.30	0.67
24:CX:112:ARG:HB2	24:CX:198:THR:HG23	1.77	0.67
24:CX:283:GLU:HG3	24:CX:287:LYS:HE3	1.77	0.67
43:DW:29:LEU:HD22	43:DW:69:LEU:HD11	1.77	0.67
45:DY:8:LYS:N	45:DY:8:LYS:HZ2	1.93	0.67
25:DA:107:C:H2'	25:DA:108:U:H6	1.60	0.67
1:AA:168:G:H2'	1:AA:169:C:H5''	1.77	0.67
15:AM:27:LYS:HG3	15:AM:31:LYS:HE3	1.77	0.67
15:AM:44:ARG:HB2	15:AM:46:LYS:HG2	1.77	0.67
25:BA:1309:G:H4'	54:B7:7:PRO:HB2	1.77	0.67
28:BE:132:HIS:CG	28:BE:135:HIS:HE2	2.12	0.67
32:BI:6:LEU:HA	32:BI:15:VAL:HG13	1.77	0.67
44:BX:34:ALA:HB1	44:BX:39:ILE:HD11	1.77	0.67
2:CZ:71:C:H4'	25:DA:1851:U:H4'	1.77	0.67
15:CM:49:THR:HG22	15:CM:51:ALA:H	1.60	0.67
16:CN:32:SER:HB3	16:CN:41:ARG:HG2	1.77	0.67

*Continued on next page...*

*Continued from previous page...*

Atom-1	Atom-2	Interatomic distance (Å)	Clash overlap (Å)
24:CX:85:LYS:O	24:CX:89:GLU:HG2	1.94	0.67
12:AJ:75:ILE:HG13	12:AJ:76:ASN:H	1.59	0.67
25:BA:1131:G:H4'	25:BA:1132:A:OP1	1.95	0.67
38:DR:51:LEU:HD22	38:DR:66:VAL:HG13	1.77	0.67
25:DA:1056:G:H4'	25:DA:1086:A:H8	1.59	0.67
2:AY:23:C:H2'	2:AY:24:U:C6	2.29	0.67
25:BA:2275:C:H6	25:BA:2275:C:H5'	1.60	0.67
27:BD:146:GLU:HA	27:BD:153:ALA:HA	1.75	0.67
55:B8:14:VAL:HG22	55:B8:24:ALA:HB2	1.77	0.67
1:CA:304:U:H2'	1:CA:305:G:C8	2.30	0.67
48:D1:11:ARG:NH1	48:D1:61:ARG:H	1.93	0.67
49:D2:33:MET:O	49:D2:37:PHE:HB2	1.95	0.67
25:DA:197:A:H5'	25:DA:197:A:H8	1.58	0.67
25:DA:1483:G:H2'	25:DA:1484:G:C8	2.29	0.67
5:AC:185:GLY:HA3	5:AC:200:ALA:HB3	1.76	0.66
7:AE:43:LEU:HD11	7:AE:132:ALA:HB1	1.76	0.66
24:AX:163:ARG:HH12	24:AX:204:LYS:HD3	1.59	0.66
25:BA:729:G:N7	27:BD:208:LYS:HB2	2.09	0.66
25:BA:2747:G:O6	25:BA:2755:C:H5''	1.96	0.66
28:BE:173:VAL:HG12	28:BE:174:ASP:H	1.60	0.66
38:BR:12:ARG:HD3	38:BR:16:HIS:ND1	2.09	0.66
25:DA:2298:A:H2'	25:DA:2299:G:O4'	1.94	0.66
9:AG:15:ASP:HB3	9:AG:20:ASP:H	1.59	0.66
44:BX:83:VAL:HB	44:BX:87:GLN:HE21	1.60	0.66
1:CA:829:G:H2'	1:CA:830:G:H8	1.61	0.66
13:CK:44:SER:H	13:CK:47:VAL:HB	1.60	0.66
14:CL:74:HIS:CD2	14:CL:76:LEU:H	2.12	0.66
18:CP:13:HIS:C	18:CP:15:PRO:HD3	2.15	0.66
35:DO:8:LEU:HB2	35:DO:19:ILE:HD11	1.77	0.66
25:DA:691:C:H2'	25:DA:692:C:C6	2.29	0.66
25:DA:1658:C:H42	25:DA:2002:G:H1	1.43	0.66
25:DA:2314:C:H2'	25:DA:2315:G:H8	1.60	0.66
1:AA:900:A:H2'	1:AA:901:A:C8	2.30	0.66
1:AA:1224:G:H4'	15:AM:102:ARG:HH22	1.60	0.66
6:AD:169:LYS:HE2	8:CF:21:LEU:HD12	1.78	0.66
45:BY:50:ARG:HD3	45:BY:51:VAL:H	1.60	0.66
1:CA:684:A:H1'	13:CK:39:PRO:HD2	1.76	0.66
1:CA:900:A:H2'	1:CA:901:A:C8	2.30	0.66
36:DP:46:LYS:HE2	25:DA:195:A:OP1	1.94	0.66
48:D1:25:LYS:HG2	48:D1:35:THR:HG22	1.78	0.66
25:DA:806:C:O2'	25:DA:2445:G:H4'	1.96	0.66

*Continued on next page...*



*Continued from previous page...*

Atom-1	Atom-2	Interatomic distance (Å)	Clash overlap (Å)
25:DA:1766:U:H2'	25:DA:1767:C:H6	1.60	0.66
25:DA:2661:G:H2'	25:DA:2662:A:C8	2.30	0.66
1:AA:304:U:H2'	1:AA:305:G:C8	2.31	0.66
1:AA:829:G:H2'	1:AA:830:G:H8	1.61	0.66
1:AA:1117:G:H4'	11:AI:104:ARG:NH2	2.10	0.66
25:BA:1161:C:O2'	42:BV:23:GLU:HG2	1.96	0.66
25:BA:2287:A:H62	25:BA:2344:U:H3	1.41	0.66
25:BA:2502:G:H5'	25:BA:2503:A:H5''	1.77	0.66
53:B6:11:LEU:HD11	53:B6:51:GLU:HG3	1.76	0.66
1:CA:1505:G:H4'	1:CA:1506:U:H5'	1.78	0.66
8:CF:76:ALA:O	8:CF:80:ARG:HG2	1.95	0.66
44:DX:51:VAL:HG12	44:DX:52:VAL:H	1.59	0.66
45:DY:50:ARG:HD3	45:DY:51:VAL:H	1.61	0.66
1:AA:194:C:H2'	1:AA:195:A:H5''	1.78	0.66
1:AA:559:A:H4'	1:AA:560:U:H5''	1.78	0.66
11:AI:44:VAL:HB	11:AI:51:ARG:HH22	1.60	0.66
25:BA:2399:G:H1'	53:B6:21:TYR:HE1	1.58	0.66
1:CA:986:A:H1'	21:CS:54:GLY:O	1.96	0.66
1:CA:1508:G:H2'	1:CA:1509:C:H6	1.59	0.66
5:CC:14:ILE:HG23	5:CC:15:THR:H	1.61	0.66
15:CM:27:LYS:HG3	15:CM:31:LYS:HE3	1.77	0.66
29:DF:117:ARG:HG3	29:DF:122:LYS:HB2	1.78	0.66
30:DG:7:LEU:HD23	30:DG:10:LYS:HD2	1.77	0.66
39:DS:13:ARG:HH22	25:DA:2335:A:H2'	1.61	0.66
53:D6:11:LEU:HD11	53:D6:51:GLU:HG3	1.76	0.66
1:AA:684:A:H1'	13:AK:39:PRO:HD2	1.75	0.66
1:AA:1505:G:H4'	1:AA:1506:U:H5'	1.76	0.66
15:AM:16:ASP:HB3	15:AM:34:LEU:HD11	1.77	0.66
44:BX:51:VAL:HG12	44:BX:52:VAL:H	1.60	0.66
32:DI:72:LEU:HD12	32:DI:140:LEU:HD13	1.77	0.66
25:DA:833:U:H2'	25:DA:834:C:C6	2.31	0.66
25:BA:94:G:H21	49:B2:47:ASN:ND2	1.94	0.66
25:BA:1056:G:H4'	25:BA:1086:A:H8	1.59	0.66
25:BA:1060:U:H4'	25:BA:1061:U:H3'	1.77	0.66
25:BA:1791:A:H3'	25:BA:1792:G:C8	2.31	0.66
34:BN:70:ALA:HB2	34:BN:135:LEU:HD12	1.78	0.66
7:CE:70:PRO:HB3	7:CE:144:THR:HG22	1.78	0.66
12:CJ:75:ILE:HG13	12:CJ:76:ASN:H	1.59	0.66
13:CK:21:ILE:HG13	13:CK:30:VAL:HG12	1.78	0.66
18:CP:21:VAL:HG23	18:CP:33:ILE:HB	1.77	0.66
32:DI:76:THR:HG22	32:DI:141:LYS:HD3	1.78	0.66

*Continued on next page...*

*Continued from previous page...*

Atom-1	Atom-2	Interatomic distance (Å)	Clash overlap (Å)
1:AA:1144:G:H21	1:AA:1146:A:H62	1.43	0.66
12:AJ:50:ILE:HB	16:AN:41:ARG:NH2	2.11	0.66
24:AX:316:ARG:HE	24:AX:346:ARG:HH22	1.44	0.66
25:BA:245:G:O6	55:B8:8:LYS:HE3	1.95	0.66
25:BA:295:G:H4'	45:BY:2:ARG:NH1	2.11	0.66
25:BA:2074:U:H2'	25:BA:2075:U:C6	2.31	0.66
27:BD:243:GLY:O	27:BD:244:ARG:HB2	1.96	0.66
28:BE:51:PHE:H	28:BE:75:VAL:HB	1.60	0.66
38:BR:51:LEU:HD22	38:BR:66:VAL:HG13	1.76	0.66
1:CA:244:U:H5'	1:CA:244:U:C6	2.29	0.66
1:CA:505:G:H2'	1:CA:506:G:H8	1.59	0.66
6:CD:98:GLU:HA	6:CD:103:ASN:ND2	2.11	0.66
27:DD:81:ALA:HB3	27:DD:94:LEU:HB3	1.78	0.66
44:DX:26:TYR:O	44:DX:81:VAL:HG22	1.96	0.66
48:D1:32:LYS:HG2	48:D1:33:LYS:H	1.61	0.66
8:AF:12:PRO:HD3	8:AF:58:GLY:HA2	1.76	0.66
8:AF:76:ALA:O	8:AF:80:ARG:HG2	1.96	0.66
13:AK:44:SER:H	13:AK:47:VAL:HB	1.61	0.66
48:B1:11:ARG:HB3	48:B1:12:PRO:CD	2.26	0.66
49:B2:33:MET:O	49:B2:37:PHE:HB2	1.96	0.66
7:CE:43:LEU:HD11	7:CE:132:ALA:HB1	1.77	0.66
20:CR:45:SER:HB3	20:CR:51:LEU:HG	1.78	0.66
42:DV:23:GLU:HG2	25:DA:1161:C:O2'	1.96	0.66
43:DW:14:PRO:O	43:DW:18:ARG:HG3	1.95	0.66
25:BA:581:C:H2'	25:BA:582:G:C8	2.30	0.66
25:BA:1681:G:O2'	25:BA:1762:A:H2'	1.96	0.66
31:BH:162:ILE:H	31:BH:162:ILE:HD13	1.61	0.66
1:CA:523:A:N1	14:CL:91:ASP:HB2	2.11	0.66
9:CG:146:GLU:OE1	9:CG:149:ARG:HD2	1.96	0.66
27:DD:67:PHE:HE1	27:DD:157:ARG:NH1	1.94	0.66
25:DA:441:U:H2'	25:DA:442:G:C8	2.31	0.66
25:DA:2747:G:O6	25:DA:2755:C:H5''	1.96	0.66
1:AA:523:A:N1	14:AL:91:ASP:HB2	2.11	0.65
6:AD:98:GLU:HA	6:AD:103:ASN:ND2	2.11	0.65
15:AM:49:THR:HG22	15:AM:51:ALA:H	1.60	0.65
32:BI:31:LEU:HD13	32:BI:37:VAL:HA	1.76	0.65
35:BO:8:LEU:HB2	35:BO:19:ILE:HD11	1.77	0.65
42:BV:5:VAL:HG23	42:BV:37:VAL:HG23	1.78	0.65
44:BX:35:THR:HG22	44:BX:37:THR:H	1.61	0.65
48:B1:32:LYS:HG2	48:B1:33:LYS:H	1.60	0.65
1:CA:168:G:H2'	1:CA:169:C:H5''	1.77	0.65

*Continued on next page...*

*Continued from previous page...*

Atom-1	Atom-2	Interatomic distance (Å)	Clash overlap (Å)
1:CA:1313:U:OP1	21:CS:6:LYS:HG3	1.97	0.65
30:DG:136:ARG:O	30:DG:154:GLY:HA2	1.96	0.65
44:DX:83:VAL:HB	44:DX:87:GLN:HE21	1.61	0.65
45:DY:81:LYS:HD3	45:DY:97:ARG:HB3	1.78	0.65
25:DA:1111:A:N3	25:DA:1112:G:H1'	2.11	0.65
7:AE:91:LEU:HB3	7:AE:118:ILE:HD11	1.78	0.65
25:BA:27:G:HO2'	25:BA:28:A:H8	1.42	0.65
25:BA:1568:G:H5''	27:BD:61:LEU:HD13	1.78	0.65
30:BG:36:LYS:HB3	30:BG:160:VAL:HB	1.77	0.65
30:BG:136:ARG:O	30:BG:154:GLY:HA2	1.95	0.65
1:CA:194:C:H2'	1:CA:195:A:H5''	1.78	0.65
1:CA:1413:A:H2	1:CA:1487:G:H22	1.45	0.65
2:CY:23:C:H2'	2:CY:24:U:C6	2.31	0.65
27:DD:61:LEU:HD13	25:DA:1568:G:H5''	1.78	0.65
27:DD:243:GLY:O	27:DD:244:ARG:HB2	1.95	0.65
35:DO:22:ILE:HG23	25:DA:1952:A:C2	2.31	0.65
49:D2:21:LEU:HA	49:D2:64:LEU:HD13	1.78	0.65
25:DA:671:C:H42	25:DA:809:G:H1	1.44	0.65
24:AX:283:GLU:HG3	24:AX:287:LYS:HE3	1.77	0.65
50:B3:8:LEU:HD12	50:B3:31:LEU:HA	1.79	0.65
1:CA:1348:U:H4'	11:CI:120:ARG:HD2	1.79	0.65
7:CE:72:GLN:O	7:CE:75:THR:HG22	1.97	0.65
27:DD:30:GLU:HG3	27:DD:63:ARG:HH21	1.60	0.65
28:DE:173:VAL:HG12	28:DE:174:ASP:H	1.59	0.65
43:DW:8:ARG:HA	43:DW:102:HIS:HD2	1.61	0.65
17:AO:82:ILE:HG12	17:AO:87:ILE:HG13	1.78	0.65
21:AS:19:VAL:HG21	21:AS:44:MET:HG3	1.79	0.65
21:AS:29:ARG:HD3	21:AS:48:THR:HB	1.78	0.65
25:BA:661:C:O3'	36:BP:18:ARG:HG2	1.97	0.65
25:BA:1105:U:H2'	25:BA:1106:G:H8	1.62	0.65
25:BA:1316:U:H2'	25:BA:1317:A:C8	2.32	0.65
25:BA:2164:C:H2'	25:BA:2165:G:H8	1.60	0.65
30:BG:76:SER:HA	30:BG:83:ARG:HA	1.78	0.65
40:BT:41:ARG:HD2	40:BT:42:ILE:H	1.61	0.65
40:BT:59:THR:O	40:BT:78:LEU:HB2	1.95	0.65
1:CA:279:A:H2'	19:CQ:95:TYR:HE2	1.60	0.65
4:CB:169:LYS:HE2	4:CB:169:LYS:O	1.97	0.65
8:CF:36:ARG:HH21	8:CF:38:GLU:HG2	1.60	0.65
19:CQ:45:HIS:CD2	19:CQ:47:PRO:HD3	2.31	0.65
25:DA:519:U:H2'	25:DA:520:G:C8	2.31	0.65
25:DA:1060:U:H4'	25:DA:1061:U:H3'	1.78	0.65

*Continued on next page...*

*Continued from previous page...*

Atom-1	Atom-2	Interatomic distance (Å)	Clash overlap (Å)
1:AA:908:A:H2'	1:AA:909:A:C8	2.31	0.65
1:AA:1348:U:H4'	11:AI:120:ARG:HD2	1.79	0.65
25:BA:1658:C:H42	25:BA:2002:G:H1	1.43	0.65
27:BD:78:LYS:HD3	27:BD:114:GLY:HA2	1.79	0.65
32:DI:6:LEU:HA	32:DI:15:VAL:HG13	1.77	0.65
40:DT:59:THR:O	40:DT:78:LEU:HB2	1.95	0.65
13:AK:21:ILE:HG13	13:AK:30:VAL:HG12	1.77	0.65
25:BA:1111:A:N3	25:BA:1112:G:H1'	2.11	0.65
25:BA:1358:G:O2'	25:BA:1359:A:H5''	1.97	0.65
41:BU:31:SER:O	41:BU:32:PHE:C	2.34	0.65
31:DH:162:ILE:HD13	31:DH:162:ILE:H	1.61	0.65
34:DN:157:ARG:N	34:DN:158:PRO:HD3	2.12	0.65
36:DP:18:ARG:HG2	25:DA:661:C:O3'	1.97	0.65
1:AA:1520:G:H2'	1:AA:1521:G:C8	2.32	0.65
16:AN:45:ARG:HG2	16:AN:49:HIS:CD2	2.32	0.65
20:AR:45:SER:HB3	20:AR:51:LEU:HG	1.79	0.65
25:BA:2661:G:H2'	25:BA:2662:A:C8	2.31	0.65
30:BG:7:LEU:HD23	30:BG:10:LYS:HD2	1.77	0.65
43:BW:8:ARG:HA	43:BW:102:HIS:HD2	1.62	0.65
44:BX:28:PHE:HE2	44:BX:92:LEU:HD11	1.62	0.65
1:CA:908:A:H2'	1:CA:909:A:C8	2.31	0.65
7:CE:76:ILE:CG1	7:CE:77:PRO:HD2	2.26	0.65
42:DV:5:VAL:HG23	42:DV:37:VAL:HG23	1.78	0.65
45:DY:81:LYS:HD2	45:DY:96:ILE:HD12	1.77	0.65
25:DA:270(T):G:H2'	25:DA:270(U):G:C8	2.31	0.65
25:DA:587:C:C5	25:DA:671:C:H1'	2.31	0.65
25:DA:1152:C:H2'	25:DA:1153:C:H6	1.62	0.65
25:DA:1548:C:H2'	25:DA:1549:C:H6	1.59	0.65
7:AE:70:PRO:HB3	7:AE:144:THR:HG22	1.78	0.65
14:AL:65:VAL:HG11	14:AL:97:TYR:CE1	2.32	0.65
36:DP:24:GLY:HA3	36:DP:33:ARG:NH1	2.12	0.65
52:D5:45:VAL:HG13	52:D5:51:TYR:HB2	1.79	0.65
15:AM:19:LEU:HD13	15:AM:22:ILE:HG13	1.78	0.65
25:BA:519:U:H2'	25:BA:520:G:C8	2.32	0.65
27:BD:67:PHE:HE1	27:BD:157:ARG:NH1	1.95	0.65
29:BF:63:LYS:NZ	29:BF:67:GLN:HE21	1.92	0.65
43:BW:73:ALA:HB3	43:BW:106:ILE:HD11	1.79	0.65
45:BY:81:LYS:HD2	45:BY:96:ILE:HD12	1.77	0.65
1:CA:1144:G:H21	1:CA:1146:A:H62	1.43	0.65
7:CE:91:LEU:HB3	7:CE:118:ILE:HD11	1.77	0.65
24:CX:316:ARG:HE	24:CX:346:ARG:HH22	1.44	0.65

*Continued on next page...*

*Continued from previous page...*

Atom-1	Atom-2	Interatomic distance (Å)	Clash overlap (Å)
27:DD:144:ALA:HB3	27:DD:192:THR:CG2	2.27	0.65
27:DD:208:LYS:HB2	25:DA:729:G:N7	2.11	0.65
31:DH:20:ALA:HB1	31:DH:21:PRO:HD2	1.79	0.65
44:DX:35:THR:HG22	44:DX:37:THR:H	1.61	0.65
53:D6:19:ARG:HB2	25:DA:2400:G:H4'	1.79	0.65
25:DA:1681:G:O2'	25:DA:1762:A:H2'	1.97	0.65
1:AA:986:A:H1'	21:AS:54:GLY:O	1.96	0.65
15:AM:67:GLU:HG3	15:AM:68:GLY:H	1.61	0.65
15:AM:87:TYR:O	15:AM:91:ARG:HG2	1.97	0.65
25:BA:1952:A:C2	35:BO:22:ILE:HG23	2.32	0.65
33:BJ:17:LEU:HD22	33:BJ:21:GLN:NE2	2.12	0.65
36:BP:24:GLY:HA3	36:BP:33:ARG:HH11	1.62	0.65
46:BZ:10:ARG:HG2	46:BZ:11:GLU:N	2.12	0.65
49:B2:38:GLN:O	49:B2:41:ILE:HG12	1.96	0.65
1:CA:125:U:H2'	1:CA:126:G:C8	2.31	0.65
1:CA:1520:G:H2'	1:CA:1521:G:C8	2.31	0.65
12:CJ:32:ALA:H	12:CJ:78:ASN:HD21	1.45	0.65
21:CS:29:ARG:HD3	21:CS:48:THR:HB	1.78	0.65
47:D0:32:ARG:N	47:D0:35:ASN:HD21	1.95	0.65
25:BA:1693:U:H1'	27:BD:14:ARG:HH22	1.62	0.64
33:DJ:17:LEU:HD22	33:DJ:21:GLN:NE2	2.12	0.64
51:D4:48:ILE:H	51:D4:48:ILE:HD12	1.61	0.64
25:DA:581:C:H2'	25:DA:582:G:C8	2.32	0.64
25:DA:813:U:H2'	25:DA:814:C:C6	2.33	0.64
4:AB:88:ALA:HB2	4:AB:219:VAL:HG13	1.79	0.64
11:AI:103:THR:HG22	11:AI:105:ASP:H	1.61	0.64
25:BA:107:C:H2'	25:BA:108:U:H6	1.61	0.64
34:BN:157:ARG:N	34:BN:158:PRO:HD3	2.12	0.64
36:BP:57:THR:HG23	36:BP:59:LEU:HB3	1.78	0.64
44:BX:26:TYR:O	44:BX:81:VAL:HG22	1.97	0.64
27:DD:140:THR:HG22	27:DD:141:VAL:H	1.62	0.64
28:DE:76:ARG:HG2	28:DE:77:ILE:HG13	1.78	0.64
38:DR:104:ARG:HG2	38:DR:104:ARG:NH1	2.09	0.64
39:DS:33:LYS:O	39:DS:33:LYS:HD3	1.97	0.64
40:DT:41:ARG:HD2	40:DT:42:ILE:H	1.61	0.64
48:D1:45:ASN:HD22	48:D1:45:ASN:C	2.01	0.64
25:DA:2074:U:H2'	25:DA:2075:U:C6	2.32	0.64
1:AA:579:G:H5'	1:AA:728:A:H1'	1.80	0.64
25:BA:691:C:H2'	25:BA:692:C:H6	1.62	0.64
45:BY:75:ILE:HG12	45:BY:76:CYS:H	1.61	0.64
51:B4:48:ILE:H	51:B4:48:ILE:HD12	1.61	0.64

*Continued on next page...*

*Continued from previous page...*

Atom-1	Atom-2	Interatomic distance (Å)	Clash overlap (Å)
44:DX:34:ALA:HB1	44:DX:39:ILE:HD11	1.78	0.64
25:DA:2134:A:N6	25:DA:2157:G:H1'	2.12	0.64
1:AA:244:U:H5'	1:AA:244:U:C6	2.29	0.64
5:AC:31:HIS:O	5:AC:35:GLU:HG2	1.97	0.64
6:AD:4:TYR:HE1	6:AD:11:LEU:HD11	1.63	0.64
16:AN:32:SER:HB3	16:AN:41:ARG:HG2	1.77	0.64
25:BA:626:U:H3	36:BP:105:LEU:HB3	1.61	0.64
25:BA:806:C:O2'	25:BA:2445:G:H4'	1.98	0.64
27:BD:30:GLU:HG3	27:BD:63:ARG:HH21	1.60	0.64
31:BH:20:ALA:HB1	31:BH:21:PRO:HD2	1.79	0.64
32:BI:76:THR:HG22	32:BI:141:LYS:HD3	1.79	0.64
7:CE:81:GLU:HA	7:CE:90:VAL:HG22	1.78	0.64
11:CI:103:THR:HG22	11:CI:105:ASP:H	1.61	0.64
14:CL:65:VAL:HG11	14:CL:97:TYR:CE1	2.32	0.64
34:DN:70:ALA:HB2	34:DN:135:LEU:HD12	1.79	0.64
36:DP:24:GLY:HA3	36:DP:33:ARG:HH11	1.62	0.64
25:BA:270(T):G:H2'	25:BA:270(U):G:C8	2.32	0.64
25:BA:1678:G:H2'	25:BA:1679:U:H6	1.63	0.64
31:BH:68:THR:O	31:BH:72:ILE:HG12	1.97	0.64
8:CF:12:PRO:HD3	8:CF:58:GLY:HA2	1.77	0.64
28:DE:201:THR:HG22	28:DE:202:LYS:H	1.61	0.64
30:DG:76:SER:HA	30:DG:83:ARG:HA	1.78	0.64
46:DZ:27:VAL:HA	46:DZ:37:VAL:HG22	1.80	0.64
49:D2:47:ASN:ND2	25:DA:94:G:H21	1.96	0.64
25:DA:1541:U:H3'	25:DA:1542:G:C3'	2.26	0.64
9:AG:15:ASP:HA	9:AG:24:THR:HG23	1.78	0.64
25:BA:1152:C:H2'	25:BA:1153:C:H6	1.62	0.64
25:BA:1496:A:H1'	25:BA:1577:C:O2'	1.98	0.64
25:BA:1541:U:H3'	25:BA:1542:G:C3'	2.27	0.64
25:BA:1693:U:H1'	27:BD:14:ARG:NH2	2.12	0.64
25:BA:2010:G:H5''	43:BW:42:ARG:HB2	1.80	0.64
27:BD:81:ALA:HB3	27:BD:94:LEU:HB3	1.79	0.64
27:BD:140:THR:HG22	27:BD:141:VAL:H	1.62	0.64
34:BN:29:PRO:HG3	34:BN:66:THR:OG1	1.96	0.64
28:DE:143:ASN:O	25:DA:2052:G:H4'	1.98	0.64
39:DS:24:LEU:O	39:DS:86:ALA:HB3	1.96	0.64
47:D0:74:ARG:HG2	26:DB:12:C:O2'	1.97	0.64
49:D2:48:HIS:CE1	49:D2:49:LYS:HD2	2.33	0.64
25:DA:1405:U:H2'	25:DA:1406:U:C6	2.33	0.64
25:DA:1419:A:O2'	25:DA:1420:U:H5''	1.97	0.64
1:AA:125:U:H2'	1:AA:126:G:C8	2.32	0.64

*Continued on next page...*

*Continued from previous page...*

Atom-1	Atom-2	Interatomic distance (Å)	Clash overlap (Å)
2:AY:56:C:H1'	30:BG:76:SER:HB3	1.78	0.64
12:AJ:74:ILE:HD13	12:AJ:74:ILE:H	1.61	0.64
24:AX:274:LEU:HD11	24:AX:278:ARG:HE	1.63	0.64
25:BA:651:G:H2'	25:BA:652:U:H5''	1.80	0.64
28:BE:76:ARG:HG2	28:BE:77:ILE:HG13	1.80	0.64
28:BE:201:THR:HG22	28:BE:202:LYS:H	1.62	0.64
36:BP:24:GLY:HA3	36:BP:33:ARG:NH1	2.12	0.64
1:CA:392:G:H2'	1:CA:393:A:H8	1.63	0.64
1:CA:1128:C:H4'	11:CI:16:ARG:NH1	2.13	0.64
16:CN:37:PHE:HZ	16:CN:56:VAL:HG21	1.63	0.64
27:DD:132:PRO:HD3	27:DD:190:TYR:CE2	2.33	0.64
29:DF:63:LYS:NZ	29:DF:67:GLN:HE21	1.93	0.64
36:DP:40:SER:C	36:DP:41:ARG:HD2	2.18	0.64
43:DW:42:ARG:HB2	25:DA:2010:G:H5''	1.79	0.64
25:DA:1173:G:HO2'	25:DA:1175:U:H6	1.44	0.64
25:DA:1358:G:O2'	25:DA:1359:A:H5''	1.96	0.64
25:DA:1495:A:H2'	25:DA:1495:A:N3	2.13	0.64
1:AA:735:C:H2'	1:AA:736:C:C6	2.33	0.64
1:AA:1227:A:H2'	1:AA:1227:A:N3	2.12	0.64
25:BA:671:C:H42	25:BA:809:G:H1	1.45	0.64
25:BA:2134:A:N6	25:BA:2157:G:H1'	2.12	0.64
25:BA:2400:G:H4'	53:B6:19:ARG:HB2	1.80	0.64
26:BB:12:C:O2'	47:B0:74:ARG:HG2	1.97	0.64
50:B3:6:VAL:HG12	50:B3:54:VAL:HB	1.80	0.64
1:CA:1346:A:H61	1:CA:1374:A:H3'	1.62	0.64
5:CC:58:GLU:O	5:CC:64:VAL:HA	1.98	0.64
14:CL:44:PRO:HG2	14:CL:50:ALA:H	1.63	0.64
15:CM:4:ILE:HA	15:CM:57:ARG:HG3	1.80	0.64
20:CR:59:SER:HB3	20:CR:62:GLU:HG3	1.79	0.64
34:DN:79:ASN:HD21	34:DN:149:PRO:HD3	1.62	0.64
36:DP:23:PRO:HB2	36:DP:33:ARG:HG3	1.80	0.64
36:DP:57:THR:HG23	36:DP:59:LEU:HB3	1.79	0.64
36:DP:105:LEU:HB3	25:DA:626:U:H3	1.61	0.64
24:AX:84:ARG:O	24:AX:88:LEU:HG	1.98	0.64
38:BR:84:ALA:HB3	38:BR:85:PRO:HD3	1.80	0.64
38:BR:104:ARG:HG2	38:BR:104:ARG:NH1	2.07	0.64
44:BX:35:THR:O	44:BX:39:ILE:HG12	1.97	0.64
1:CA:559:A:H4'	1:CA:560:U:H5''	1.78	0.64
24:CX:274:LEU:HD11	24:CX:278:ARG:HE	1.63	0.64
34:DN:29:PRO:HG3	34:DN:66:THR:OG1	1.97	0.64
45:DY:2:ARG:NH1	25:DA:295:G:H4'	2.13	0.64

*Continued on next page...*

*Continued from previous page...*

Atom-1	Atom-2	Interatomic distance (Å)	Clash overlap (Å)
50:D3:8:LEU:HD12	50:D3:31:LEU:HA	1.78	0.64
25:DA:830:G:H4'	25:DA:831:G:OP2	1.98	0.64
25:DA:1165:U:H2'	25:DA:1166:C:C6	2.33	0.64
25:DA:1437:C:H2'	25:DA:1438:U:C6	2.32	0.64
25:BA:1437:C:H2'	25:BA:1438:U:C6	2.32	0.64
49:B2:21:LEU:HA	49:B2:64:LEU:HD13	1.79	0.64
1:CA:687:A:H1'	1:CA:688:G:O4'	1.98	0.64
6:CD:4:TYR:HE1	6:CD:11:LEU:HD11	1.63	0.64
15:CM:67:GLU:HG3	15:CM:68:GLY:H	1.62	0.64
21:CS:19:VAL:HG21	21:CS:44:MET:HG3	1.79	0.64
29:DF:24:LEU:H	29:DF:24:LEU:HD12	1.63	0.64
43:DW:73:ALA:HB3	43:DW:106:ILE:HD11	1.79	0.64
55:D8:14:VAL:HG22	55:D8:24:ALA:HB2	1.78	0.64
9:AG:12:LEU:H	9:AG:12:LEU:HD23	1.63	0.63
19:AQ:45:HIS:CD2	19:AQ:47:PRO:HD3	2.32	0.63
25:BA:407:G:H2'	25:BA:408:G:H8	1.63	0.63
25:BA:1676:A:C2	25:BA:1993:U:H5'	2.32	0.63
25:BA:1980:G:H3'	25:BA:1981:A:H5''	1.79	0.63
37:BQ:51:ARG:O	37:BQ:55:VAL:HG13	1.98	0.63
39:BS:24:LEU:O	39:BS:86:ALA:HB3	1.97	0.63
1:CA:537:G:H5''	14:CL:112:ARG:HH22	1.62	0.63
5:CC:195:VAL:HG12	5:CC:196:LEU:H	1.62	0.63
12:CJ:74:ILE:HD13	12:CJ:74:ILE:H	1.62	0.63
14:CL:81:VAL:HG23	14:CL:104:TYR:HB3	1.79	0.63
15:CM:68:GLY:HA3	30:DG:116:ASP:OD2	1.98	0.63
40:DT:27:THR:HA	40:DT:48:ILE:HA	1.80	0.63
46:DZ:10:ARG:HG2	46:DZ:11:GLU:N	2.12	0.63
25:DA:1542:G:H1'	25:DA:1543:A:C4	2.34	0.63
1:AA:1313:U:OP1	21:AS:6:LYS:HG3	1.97	0.63
4:AB:112:VAL:O	4:AB:115:LEU:HB3	1.98	0.63
5:AC:195:VAL:HG12	5:AC:196:LEU:H	1.62	0.63
25:BA:771:G:P	54:B7:10:ARG:HH12	2.21	0.63
25:BA:1165:U:H2'	25:BA:1166:C:C6	2.34	0.63
27:BD:144:ALA:HB3	27:BD:192:THR:CG2	2.28	0.63
30:BG:6:ALA:HB1	30:BG:10:LYS:HE3	1.80	0.63
32:BI:72:LEU:HD12	32:BI:140:LEU:HD13	1.79	0.63
39:BS:33:LYS:O	39:BS:33:LYS:HD3	1.96	0.63
41:BU:49:HIS:HA	41:BU:52:ARG:HB2	1.81	0.63
45:BY:45:VAL:HA	45:BY:62:GLU:HA	1.80	0.63
4:CB:112:VAL:O	4:CB:115:LEU:HB3	1.99	0.63
27:DD:47:GLY:HA3	25:DA:773:U:C4'	2.29	0.63

*Continued on next page...*



*Continued from previous page...*

Atom-1	Atom-2	Interatomic distance (Å)	Clash overlap (Å)
36:DP:6:LEU:HD23	36:DP:6:LEU:H	1.63	0.63
36:DP:64:LYS:HD2	55:D8:25:MET:SD	2.39	0.63
45:DY:10:GLY:HA2	45:DY:27:VAL:HG23	1.80	0.63
25:DA:284:U:H2'	25:DA:285:C:C6	2.33	0.63
20:AR:54:ARG:HD2	20:AR:54:ARG:N	2.14	0.63
25:BA:1419:A:O2'	25:BA:1420:U:H5''	1.98	0.63
25:BA:2873:A:C2	38:BR:6:SER:HB2	2.34	0.63
30:BG:39:ILE:HG23	30:BG:157:ILE:HG22	1.80	0.63
40:BT:50:ILE:HA	40:BT:99:LEU:HD11	1.81	0.63
42:BV:72:VAL:HG22	42:BV:85:LYS:O	1.98	0.63
4:CB:88:ALA:HB2	4:CB:219:VAL:HG13	1.80	0.63
12:CJ:6:ILE:HG12	12:CJ:72:VAL:O	1.98	0.63
34:DN:93:LYS:HB3	34:DN:110:LEU:HB2	1.80	0.63
39:DS:24:LEU:HD13	39:DS:82:ILE:HG23	1.81	0.63
41:DU:92:ARG:CD	41:DU:94:ASN:HB3	2.29	0.63
43:DW:96:ILE:HD11	25:DA:2012:G:O2'	1.99	0.63
44:DX:84:ALA:O	44:DX:87:GLN:HG2	1.99	0.63
25:DA:1796:U:H2'	25:DA:1797:C:C6	2.32	0.63
25:DA:1980:G:H3'	25:DA:1981:A:H5''	1.80	0.63
1:AA:1413:A:H2	1:AA:1487:G:H22	1.46	0.63
7:AE:72:GLN:O	7:AE:75:THR:HG22	1.98	0.63
7:AE:76:ILE:CG1	7:AE:77:PRO:HD2	2.27	0.63
12:AJ:54:PHE:CD2	12:AJ:55:LYS:HG3	2.32	0.63
25:BA:291:C:H2'	25:BA:292:C:C6	2.33	0.63
25:BA:587:C:C5	25:BA:671:C:H1'	2.32	0.63
25:BA:1495:A:H2'	25:BA:1495:A:N3	2.12	0.63
25:BA:2335:A:H2'	39:BS:13:ARG:HH22	1.61	0.63
35:BO:68:GLU:HB3	35:BO:78:ARG:HB2	1.79	0.63
36:BP:23:PRO:HB2	36:BP:33:ARG:HG3	1.80	0.63
37:BQ:55:VAL:HG12	37:BQ:64:ILE:CD1	2.24	0.63
45:BY:71:LYS:NZ	45:BY:71:LYS:HB2	2.12	0.63
12:CJ:54:PHE:CD2	12:CJ:55:LYS:HG3	2.33	0.63
15:CM:19:LEU:HD13	15:CM:22:ILE:HG13	1.78	0.63
17:CO:82:ILE:HG12	17:CO:87:ILE:HG13	1.79	0.63
20:CR:54:ARG:N	20:CR:54:ARG:HD2	2.14	0.63
41:DU:50:ARG:NH2	42:DV:72:VAL:HG12	2.11	0.63
25:DA:270(S):G:O2'	25:DA:270(T):G:H5'	1.98	0.63
25:DA:1791:A:H3'	25:DA:1792:G:C8	2.32	0.63
25:DA:2804:C:H2'	25:DA:2805:G:C8	2.33	0.63
1:AA:1346:A:H61	1:AA:1374:A:H3'	1.63	0.63
4:AB:169:LYS:HE2	4:AB:169:LYS:O	1.96	0.63

*Continued on next page...*

*Continued from previous page...*

Atom-1	Atom-2	Interatomic distance (Å)	Clash overlap (Å)
1:CA:377:G:H2'	1:CA:378:G:H8	1.63	0.63
5:CC:31:HIS:O	5:CC:35:GLU:HG2	1.98	0.63
16:CN:45:ARG:HG2	16:CN:49:HIS:CD2	2.33	0.63
25:DA:651:G:H2'	25:DA:652:U:H5''	1.80	0.63
25:DA:1496:A:H1'	25:DA:1577:C:O2'	1.98	0.63
25:DA:1498:C:H2'	25:DA:1499:C:C6	2.34	0.63
1:AA:484:G:H4'	1:AA:485:G:O5'	1.99	0.63
1:AA:1371:G:OP1	11:AI:11:LYS:HB3	1.99	0.63
4:AB:70:PHE:O	4:AB:92:TYR:HA	1.99	0.63
25:BA:2012:G:O2'	43:BW:96:ILE:HD11	1.98	0.63
25:BA:2014:A:H2'	25:BA:2015:A:C8	2.34	0.63
29:BF:51:THR:HB	29:BF:88:VAL:HG11	1.80	0.63
44:BX:84:ALA:O	44:BX:87:GLN:HG2	1.99	0.63
45:BY:10:GLY:HA2	45:BY:27:VAL:HG23	1.80	0.63
45:BY:86:ARG:HH11	45:BY:95:LYS:HE3	1.63	0.63
46:BZ:27:VAL:HA	46:BZ:37:VAL:HG22	1.80	0.63
48:B1:45:ASN:C	48:B1:45:ASN:HD22	2.01	0.63
31:DH:68:THR:O	31:DH:72:ILE:HG12	1.97	0.63
36:DP:14:LYS:O	36:DP:15:ARG:HB2	1.97	0.63
44:DX:28:PHE:HE2	44:DX:92:LEU:HD11	1.63	0.63
25:DA:189:G:H2'	25:DA:205:G:H22	1.62	0.63
25:DA:291:C:H2'	25:DA:292:C:C6	2.33	0.63
25:DA:691:C:H2'	25:DA:692:C:H6	1.63	0.63
1:AA:833:U:H2'	1:AA:834:C:C6	2.34	0.63
1:AA:1338:G:H21	2:AY:41:C:H1'	1.62	0.63
5:AC:14:ILE:HG23	5:AC:15:THR:H	1.61	0.63
25:BA:270(S):G:O2'	25:BA:270(T):G:H5'	1.97	0.63
25:BA:773:U:C4'	27:BD:47:GLY:HA3	2.28	0.63
25:BA:919:G:H2'	25:BA:920:G:H8	1.63	0.63
25:BA:2052:G:H4'	28:BE:143:ASN:O	1.99	0.63
25:BA:2436:G:H2'	25:BA:2437:U:H6	1.63	0.63
29:BF:117:ARG:HH22	29:BF:187:VAL:HA	1.64	0.63
36:BP:62:LEU:HD11	55:B8:27:THR:HA	1.81	0.63
37:BQ:23:GLY:HA3	37:BQ:98:LYS:CG	2.19	0.63
41:BU:92:ARG:CD	41:BU:94:ASN:HB3	2.27	0.63
46:BZ:76:LEU:HD12	46:BZ:76:LEU:H	1.64	0.63
1:CA:191(F):U:H2'	1:CA:191(G):G:H8	1.64	0.63
2:CY:56:C:H1'	30:DG:76:SER:HB3	1.80	0.63
11:CI:17:VAL:HA	11:CI:63:ILE:HG13	1.81	0.63
27:DD:78:LYS:HD3	27:DD:114:GLY:HA2	1.81	0.63
35:DO:68:GLU:HB3	35:DO:78:ARG:HB2	1.79	0.63

*Continued on next page...*

*Continued from previous page...*

Atom-1	Atom-2	Interatomic distance (Å)	Clash overlap (Å)
36:DP:71:VAL:HG23	25:DA:389:G:O6	1.99	0.63
45:DY:75:ILE:HG12	45:DY:76:CYS:H	1.62	0.63
25:DA:1105:U:H2'	25:DA:1106:G:H8	1.62	0.63
1:AA:176:C:H5''	22:AT:29:LYS:NZ	2.14	0.63
1:AA:392:G:H2'	1:AA:393:A:H8	1.64	0.63
5:AC:58:GLU:O	5:AC:64:VAL:HA	1.99	0.63
12:AJ:6:ILE:HG12	12:AJ:72:VAL:O	1.98	0.63
25:BA:830:G:H4'	25:BA:831:G:OP2	1.98	0.63
26:BB:35:U:H2'	26:BB:36:C:H6	1.63	0.63
29:BF:24:LEU:H	29:BF:24:LEU:HD12	1.64	0.63
32:BI:110:ASP:HB2	32:BI:113:ARG:HG2	1.80	0.63
36:BP:14:LYS:O	36:BP:15:ARG:HB2	1.98	0.63
41:BU:34:LYS:HE2	41:BU:34:LYS:HA	1.80	0.63
49:B2:48:HIS:CE1	49:B2:49:LYS:HD2	2.33	0.63
1:CA:176:C:H5''	22:CT:29:LYS:NZ	2.14	0.63
1:CA:735:C:H2'	1:CA:736:C:C6	2.34	0.63
15:CM:87:TYR:O	15:CM:91:ARG:HG2	1.97	0.63
27:DD:14:ARG:NH2	25:DA:1693:U:H1'	2.14	0.63
29:DF:45:ARG:HH12	25:DA:443:A:H2'	1.64	0.63
29:DF:117:ARG:HH22	29:DF:187:VAL:HA	1.64	0.63
45:DY:71:LYS:HB2	45:DY:71:LYS:NZ	2.13	0.63
25:DA:2014:A:H2'	25:DA:2015:A:C8	2.33	0.63
1:AA:687:A:H1'	1:AA:688:G:O4'	1.99	0.63
10:AH:91:ARG:HB2	14:AL:6:ILE:HD13	1.81	0.63
24:AX:181:GLN:NE2	24:AX:306:ASN:HD22	1.97	0.63
25:BA:813:U:H2'	25:BA:814:C:C6	2.34	0.63
25:BA:1024:G:H3'	25:BA:1025:G:C5'	2.29	0.63
25:BA:1478:G:H2'	25:BA:1479:G:H8	1.64	0.63
25:BA:2150:U:H2'	25:BA:2151:G:C8	2.34	0.63
25:BA:2804:C:H2'	25:BA:2805:G:C8	2.34	0.63
29:BF:54:ARG:HA	29:BF:87:GLY:HA3	1.80	0.63
36:BP:114:ILE:HD11	36:BP:130:PHE:CD1	2.34	0.63
43:BW:26:GLY:HA2	43:BW:71:VAL:O	1.98	0.63
44:BX:47:PHE:HB3	44:BX:89:ILE:HD12	1.81	0.63
9:CG:46:ALA:O	9:CG:50:ILE:HG12	1.99	0.63
14:CL:82:VAL:HG11	14:CL:99:ILE:HD11	1.81	0.63
21:CS:40:ILE:HD13	21:CS:62:ILE:HD11	1.81	0.63
24:CX:54:VAL:HG11	24:CX:81:LEU:HD22	1.81	0.63
32:DI:110:ASP:HB2	32:DI:113:ARG:HG2	1.81	0.63
44:DX:35:THR:O	44:DX:39:ILE:HG12	1.98	0.63
25:DA:2150:U:H2'	25:DA:2151:G:C8	2.34	0.63

*Continued on next page...*

*Continued from previous page...*

Atom-1	Atom-2	Interatomic distance (Å)	Clash overlap (Å)
8:AF:37:VAL:HA	8:AF:65:VAL:HG12	1.81	0.62
14:AL:44:PRO:HG2	14:AL:50:ALA:H	1.63	0.62
25:BA:661:C:H4'	36:BP:16:ARG:HD3	1.81	0.62
30:BG:38:VAL:HG22	30:BG:93:THR:HG23	1.80	0.62
34:BN:79:ASN:HD21	34:BN:149:PRO:HD3	1.63	0.62
47:B0:32:ARG:N	47:B0:35:ASN:HD21	1.96	0.62
9:CG:12:LEU:HD23	9:CG:12:LEU:H	1.65	0.62
14:CL:65:VAL:HG12	14:CL:66:THR:H	1.64	0.62
31:DH:24:VAL:HG23	31:DH:37:VAL:HG21	1.81	0.62
43:DW:29:LEU:HD21	43:DW:33:ARG:HH21	1.63	0.62
44:DX:31:HIS:ND1	44:DX:32:PRO:HD2	2.13	0.62
1:AA:191(F):U:H2'	1:AA:191(G):G:H8	1.63	0.62
1:AA:908:A:H2'	1:AA:909:A:H8	1.64	0.62
20:AR:59:SER:HB3	20:AR:62:GLU:HG3	1.80	0.62
25:BA:955:C:OP2	37:BQ:14:ARG:HD3	1.99	0.62
25:BA:2402:C:H5'	25:BA:2403:C:OP2	2.00	0.62
27:BD:242:ARG:HD3	27:BD:242:ARG:N	2.14	0.62
28:BE:108:SER:O	28:BE:162:ALA:HA	1.99	0.62
8:CF:53:ALA:HB3	8:CF:86:ARG:HH11	1.64	0.62
12:CJ:50:ILE:HB	16:CN:41:ARG:NH2	2.12	0.62
24:CX:181:GLN:NE2	24:CX:306:ASN:HD22	1.97	0.62
28:DE:108:SER:O	28:DE:162:ALA:HA	1.99	0.62
45:DY:86:ARG:HH11	45:DY:95:LYS:HE3	1.65	0.62
46:DZ:76:LEU:H	46:DZ:76:LEU:HD12	1.64	0.62
25:DA:401:A:H2'	25:DA:402:A:C8	2.34	0.62
1:AA:1128:C:H4'	11:AI:16:ARG:NH1	2.13	0.62
4:AB:163:PHE:HA	4:AB:185:ILE:O	2.00	0.62
14:AL:81:VAL:HG23	14:AL:104:TYR:HB3	1.81	0.62
27:BD:44:ASN:HD21	27:BD:46:GLN:HB2	1.64	0.62
39:BS:24:LEU:HD13	39:BS:82:ILE:HG23	1.80	0.62
1:CA:833:U:H2'	1:CA:834:C:C6	2.34	0.62
5:CC:19:GLU:HG3	5:CC:54:ARG:HD2	1.82	0.62
24:CX:213:ASN:O	24:CX:216:GLU:HG2	1.99	0.62
27:DD:166:GLN:N	27:DD:166:GLN:HE21	1.97	0.62
29:DF:84:VAL:HG12	25:DA:1257:C:O2'	1.98	0.62
36:DP:35:HIS:CD2	25:DA:941:A:H4'	2.34	0.62
36:DP:114:ILE:HD11	36:DP:130:PHE:CD1	2.34	0.62
37:DQ:14:ARG:HG2	37:DQ:14:ARG:NH1	2.00	0.62
37:DQ:51:ARG:O	37:DQ:55:VAL:HG13	1.98	0.62
49:D2:14:ARG:NH2	49:D2:67:LYS:HD2	2.14	0.62
5:AC:95:THR:HG22	5:AC:96:GLY:H	1.64	0.62

*Continued on next page...*

*Continued from previous page...*

Atom-1	Atom-2	Interatomic distance (Å)	Clash overlap (Å)
16:AN:37:PHE:HZ	16:AN:56:VAL:HG21	1.63	0.62
25:BA:1405:U:H2'	25:BA:1406:U:C6	2.34	0.62
25:BA:1498:C:H2'	25:BA:1499:C:C6	2.35	0.62
34:BN:93:LYS:HB3	34:BN:110:LEU:HB2	1.80	0.62
43:BW:29:LEU:HD21	43:BW:33:ARG:HH21	1.65	0.62
1:CA:377:G:H2'	1:CA:378:G:C8	2.34	0.62
34:DN:118:PRO:O	34:DN:121:VAL:HG22	1.99	0.62
41:DU:37:GLU:HA	41:DU:40:PHE:HD1	1.63	0.62
25:DA:1316:U:H2'	25:DA:1317:A:C8	2.33	0.62
25:DA:1478:G:H2'	25:DA:1479:G:H8	1.64	0.62
5:AC:34:LEU:HD21	5:AC:38:ARG:HH21	1.65	0.62
5:AC:36:ASP:HA	5:AC:39:ILE:HD12	1.82	0.62
11:AI:17:VAL:HA	11:AI:63:ILE:HG13	1.81	0.62
14:AL:65:VAL:HG12	14:AL:66:THR:H	1.64	0.62
25:BA:443:A:H2'	29:BF:45:ARG:HH12	1.64	0.62
25:BA:941:A:H4'	36:BP:35:HIS:CD2	2.34	0.62
25:BA:1796:U:H2'	25:BA:1797:C:C6	2.35	0.62
36:BP:64:LYS:HD2	55:B8:25:MET:SD	2.38	0.62
40:BT:27:THR:HA	40:BT:48:ILE:HA	1.81	0.62
1:CA:1371:G:OP1	11:CI:11:LYS:HB3	1.99	0.62
10:CH:91:ARG:HB2	14:CL:6:ILE:HD13	1.81	0.62
30:DG:39:ILE:HG23	30:DG:157:ILE:HG22	1.81	0.62
36:DP:21:ARG:HD2	25:DA:663:G:H5''	1.82	0.62
26:DB:35:U:H2'	26:DB:36:C:H6	1.63	0.62
1:AA:974:A:H8	1:AA:974:A:OP1	1.83	0.62
25:BA:389:G:O6	36:BP:71:VAL:HG23	1.99	0.62
25:BA:401:A:H2'	25:BA:402:A:C8	2.34	0.62
25:BA:1257:C:O2'	29:BF:84:VAL:HG12	1.98	0.62
25:BA:1542:G:H1'	25:BA:1543:A:C4	2.34	0.62
25:BA:2735:G:H2'	25:BA:2736:G:H8	1.65	0.62
27:BD:132:PRO:HD3	27:BD:190:TYR:CE2	2.34	0.62
36:BP:6:LEU:HD23	36:BP:6:LEU:H	1.64	0.62
41:BU:37:GLU:HA	41:BU:40:PHE:HD1	1.64	0.62
1:CA:484:G:H4'	1:CA:485:G:O5'	1.99	0.62
4:CB:163:PHE:HA	4:CB:185:ILE:O	2.00	0.62
21:CS:29:ARG:HB2	21:CS:48:THR:H	1.64	0.62
36:DP:62:LEU:HD11	55:D8:27:THR:HA	1.81	0.62
25:DA:114(B):A:O2'	25:DA:1143:A:H3'	2.00	0.62
1:AA:691:G:O6	13:AK:52:GLY:HA2	2.00	0.62
24:AX:213:ASN:O	24:AX:216:GLU:HG2	1.99	0.62
25:BA:284:U:H2'	25:BA:285:C:C6	2.34	0.62

*Continued on next page...*

*Continued from previous page...*

Atom-1	Atom-2	Interatomic distance (Å)	Clash overlap (Å)
25:BA:1639:U:C2'	25:BA:1640:C:H5''	2.30	0.62
25:BA:1655:A:H1'	28:BE:113:PHE:CD2	2.35	0.62
25:BA:2886:G:H2'	25:BA:2887:U:C6	2.35	0.62
45:BY:8:LYS:HE2	45:BY:37:VAL:HG11	1.82	0.62
45:BY:17:SER:HB2	45:BY:71:LYS:HD2	1.81	0.62
38:DR:6:SER:HB2	25:DA:2873:A:C2	2.34	0.62
38:DR:84:ALA:HB3	38:DR:85:PRO:HD3	1.82	0.62
44:DX:11:PRO:HA	44:DX:28:PHE:CB	2.25	0.62
25:DA:2436:G:H2'	25:DA:2437:U:H6	1.64	0.62
25:DA:2455:G:H2'	25:DA:2456:C:C6	2.35	0.62
1:AA:377:G:H2'	1:AA:378:G:H8	1.65	0.62
21:AS:29:ARG:HB2	21:AS:48:THR:H	1.64	0.62
25:BA:189:G:H2'	25:BA:205:G:H22	1.62	0.62
27:BD:10:THR:O	27:BD:13:ARG:HB3	1.99	0.62
39:BS:103:GLU:O	39:BS:107:GLU:HG2	2.00	0.62
40:BT:24:PRO:HD3	40:BT:52:ILE:HD12	1.82	0.62
48:B1:86:SER:O	48:B1:90:ILE:HG12	1.99	0.62
1:CA:579:G:H5'	1:CA:728:A:H1'	1.80	0.62
1:CA:1223:C:P	21:CS:78:ARG:HH21	2.23	0.62
2:CZ:39:C:H2'	2:CZ:40:C:C6	2.34	0.62
45:DY:45:VAL:HA	45:DY:62:GLU:HA	1.81	0.62
50:D3:6:VAL:HG12	50:D3:54:VAL:HB	1.80	0.62
25:DA:1411:C:H2'	25:DA:1412:A:C8	2.35	0.62
25:DA:1676:A:C2	25:DA:1993:U:H5'	2.33	0.62
25:DA:2028:U:H2'	25:DA:2029:G:C8	2.35	0.62
1:AA:781:A:H4'	1:AA:1522:U:O2'	2.00	0.62
7:AE:81:GLU:HA	7:AE:90:VAL:HG22	1.80	0.62
12:AJ:55:LYS:O	12:AJ:55:LYS:HD2	2.00	0.62
25:BA:721:C:H2'	25:BA:722:A:H8	1.65	0.62
25:BA:2303:G:H1'	30:BG:132:ASN:HD22	1.64	0.62
25:BA:2615:U:H2'	25:BA:2616:C:H6	1.65	0.62
34:BN:116:THR:HG23	34:BN:117:HIS:H	1.64	0.62
34:BN:118:PRO:O	34:BN:121:VAL:HG22	2.00	0.62
42:BV:12:TYR:OH	42:BV:22:VAL:HG13	2.00	0.62
8:CF:37:VAL:HA	8:CF:65:VAL:HG12	1.79	0.62
9:CG:39:ALA:HA	9:CG:42:ILE:HD12	1.82	0.62
13:CK:50:TYR:HB3	13:CK:54:ARG:HB2	1.82	0.62
16:CN:6:LEU:HD22	16:CN:21:TYR:OH	2.00	0.62
27:DD:14:ARG:HH22	25:DA:1693:U:H1'	1.64	0.62
27:DD:242:ARG:HD3	27:DD:242:ARG:N	2.14	0.62
1:AA:59:A:H1'	1:AA:354:G:N2	2.15	0.62

*Continued on next page...*

*Continued from previous page...*

Atom-1	Atom-2	Interatomic distance (Å)	Clash overlap (Å)
5:AC:27:LYS:HA	5:AC:27:LYS:NZ	2.15	0.62
5:AC:131:ARG:NH2	7:AE:52:PRO:HG2	2.15	0.62
9:AG:46:ALA:O	9:AG:50:ILE:HG12	1.99	0.62
12:AJ:32:ALA:H	12:AJ:78:ASN:HD21	1.46	0.62
14:AL:82:VAL:HG11	14:AL:99:ILE:HD11	1.82	0.62
21:AS:40:ILE:HD13	21:AS:62:ILE:HD11	1.81	0.62
24:AX:54:VAL:O	24:AX:58:LEU:HG	2.00	0.62
25:BA:2693:A:H2'	25:BA:2694:G:C8	2.35	0.62
27:BD:166:GLN:N	27:BD:166:GLN:HE21	1.97	0.62
29:BF:155:LEU:HD23	29:BF:186:ILE:HD13	1.82	0.62
52:B5:45:VAL:HG13	52:B5:51:TYR:HB2	1.81	0.62
5:CC:27:LYS:HA	5:CC:27:LYS:NZ	2.14	0.62
27:DD:44:ASN:HD21	27:DD:46:GLN:HB2	1.63	0.62
27:DD:227:ASN:HB3	27:DD:228:PRO:HD2	1.82	0.62
29:DF:51:THR:HB	29:DF:88:VAL:HG11	1.82	0.62
29:DF:54:ARG:HA	29:DF:87:GLY:HA3	1.80	0.62
43:DW:29:LEU:HG	43:DW:33:ARG:HE	1.65	0.62
49:D2:19:VAL:HG12	49:D2:23:LYS:HE3	1.82	0.62
54:D7:10:ARG:HH12	25:DA:771:G:P	2.23	0.62
1:AA:502:G:H4'	1:AA:550:G:H4'	1.82	0.61
4:AB:55:PHE:HE1	4:AB:218:ALA:HA	1.65	0.61
25:BA:1248:G:OP1	41:BU:2:PRO:HD2	2.00	0.61
25:BA:1759:A:H1'	25:BA:2711:A:C2	2.35	0.61
25:BA:1794:U:H2'	25:BA:1795:C:C6	2.31	0.61
25:BA:2455:G:H2'	25:BA:2456:C:C6	2.35	0.61
44:BX:55:ASN:HD22	44:BX:55:ASN:N	1.98	0.61
1:CA:690:G:H2'	1:CA:691:G:C8	2.35	0.61
12:CJ:16:LEU:HD12	12:CJ:70:ARG:HD2	1.81	0.61
24:CX:84:ARG:O	24:CX:88:LEU:HG	1.99	0.61
30:DG:6:ALA:HB1	30:DG:10:LYS:HE3	1.80	0.61
40:DT:54:ARG:HA	40:DT:59:THR:OG1	2.00	0.61
41:DU:2:PRO:HD2	25:DA:1248:G:OP1	2.00	0.61
48:D1:86:SER:O	48:D1:90:ILE:HG12	1.99	0.61
54:D7:37:LYS:HD3	54:D7:39:ARG:HE	1.65	0.61
25:DA:547:A:H2'	25:DA:548:A:C8	2.35	0.61
25:DA:1189:A:C3'	25:DA:1190:G:H5''	2.29	0.61
25:DA:1825:A:H2'	25:DA:1826:G:H8	1.65	0.61
7:AE:70:PRO:O	7:AE:77:PRO:HD3	2.00	0.61
8:AF:82:ARG:HA	8:AF:82:ARG:HH11	1.65	0.61
15:AM:4:ILE:HA	15:AM:57:ARG:HG3	1.81	0.61
25:BA:2314:C:H2'	25:BA:2315:G:C8	2.35	0.61

*Continued on next page...*

*Continued from previous page...*

Atom-1	Atom-2	Interatomic distance (Å)	Clash overlap (Å)
39:BS:66:ALA:HB1	39:BS:101:LEU:HD22	1.82	0.61
44:BX:11:PRO:HA	44:BX:28:PHE:CB	2.25	0.61
44:BX:70:LEU:HD23	44:BX:71:GLY:N	2.15	0.61
1:CA:794:A:H4'	1:CA:1521:G:O2'	2.00	0.61
1:CA:1227:A:N3	1:CA:1227:A:H2'	2.13	0.61
1:CA:1327:C:OP1	23:CU:20:LYS:HB3	2.01	0.61
5:CC:131:ARG:NH2	7:CE:52:PRO:HG2	2.14	0.61
22:CT:50:GLU:HB3	22:CT:100:ILE:HD13	1.82	0.61
24:CX:307:PHE:N	24:CX:308:PRO:HD2	2.14	0.61
27:DD:183:ARG:CB	27:DD:270:ILE:HG22	2.30	0.61
34:DN:116:THR:HG23	34:DN:117:HIS:H	1.64	0.61
40:DT:50:ILE:HA	40:DT:99:LEU:HD11	1.81	0.61
44:DX:47:PHE:HB3	44:DX:89:ILE:HD12	1.81	0.61
53:D6:11:LEU:HB3	53:D6:24:GLU:HB3	1.82	0.61
1:AA:1411:C:H2'	1:AA:1412:C:C6	2.36	0.61
2:AZ:39:C:H2'	2:AZ:40:C:C6	2.34	0.61
24:AX:134:PHE:HB2	24:AX:332:LEU:HD21	1.83	0.61
25:BA:392:C:H5''	25:BA:409:C:H5''	1.82	0.61
25:BA:547:A:H2'	25:BA:548:A:C8	2.35	0.61
28:BE:170:LEU:HB3	28:BE:184:VAL:HG12	1.82	0.61
29:BF:192:LEU:HD21	29:BF:194:MET:HE3	1.83	0.61
32:BI:130:TYR:HD2	32:BI:132:PRO:HG3	1.65	0.61
49:B2:14:ARG:NH2	49:B2:67:LYS:HD2	2.15	0.61
9:CG:27:ILE:HD12	9:CG:40:ALA:HA	1.83	0.61
29:DF:192:LEU:HD21	29:DF:194:MET:HE3	1.81	0.61
41:DU:62:ILE:HD12	41:DU:76:TYR:CE1	2.35	0.61
44:DX:55:ASN:HD22	44:DX:55:ASN:N	1.98	0.61
25:DA:407:G:H2'	25:DA:408:G:H8	1.64	0.61
25:DA:919:G:H2'	25:DA:920:G:H8	1.64	0.61
25:DA:2615:U:H2'	25:DA:2616:C:H6	1.65	0.61
25:DA:2886:G:H2'	25:DA:2887:U:C6	2.35	0.61
1:AA:829:G:H2'	1:AA:830:G:C8	2.35	0.61
1:AA:980:C:H5'	1:AA:981:U:C5	2.35	0.61
9:AG:27:ILE:HD12	9:AG:40:ALA:HA	1.82	0.61
25:BA:1189:A:C3'	25:BA:1190:G:H5''	2.30	0.61
25:BA:2681:C:H5	25:BA:2725:A:N6	1.98	0.61
27:BD:25:THR:HG22	27:BD:82:ILE:H	1.66	0.61
34:BN:112:LYS:O	34:BN:116:THR:HG22	2.01	0.61
1:CA:59:A:H1'	1:CA:354:G:N2	2.14	0.61
1:CA:908:A:H2'	1:CA:909:A:H8	1.64	0.61
5:CC:36:ASP:HA	5:CC:39:ILE:HD12	1.82	0.61

*Continued on next page...*



*Continued from previous page...*

Atom-1	Atom-2	Interatomic distance (Å)	Clash overlap (Å)
27:DD:10:THR:O	27:DD:13:ARG:HB3	2.00	0.61
28:DE:154:LYS:HE3	28:DE:154:LYS:HA	1.82	0.61
35:DO:104:ARG:HB3	35:DO:104:ARG:HH11	1.65	0.61
37:DQ:14:ARG:HD3	25:DA:955:C:OP2	2.00	0.61
42:DV:12:TYR:OH	42:DV:22:VAL:HG13	2.00	0.61
25:DA:1678:G:H2'	25:DA:1679:U:H6	1.64	0.61
25:DA:1788:C:H2'	25:DA:1789:A:C8	2.35	0.61
25:DA:2735:G:H2'	25:DA:2736:G:H8	1.65	0.61
5:AC:17:ASP:HB2	5:AC:21:ARG:HH22	1.65	0.61
24:AX:307:PHE:N	24:AX:308:PRO:HD2	2.15	0.61
25:BA:197:A:H5'	25:BA:197:A:C8	2.34	0.61
25:BA:114(B):A:O2'	25:BA:1143:A:H3'	2.00	0.61
40:BT:92:GLY:HA2	40:BT:117:ASP:H	1.65	0.61
4:CB:55:PHE:HE1	4:CB:218:ALA:HA	1.65	0.61
4:CB:70:PHE:O	4:CB:92:TYR:HA	1.98	0.61
28:DE:92:THR:HG22	28:DE:93:VAL:H	1.65	0.61
28:DE:201:THR:HG22	28:DE:202:LYS:N	2.15	0.61
29:DF:136:THR:HG21	25:DA:320:A:H2'	1.81	0.61
30:DG:74:LYS:HA	30:DG:74:LYS:HE3	1.82	0.61
42:DV:72:VAL:HG22	42:DV:85:LYS:O	2.00	0.61
49:D2:35:LEU:HD11	49:D2:49:LYS:HB3	1.81	0.61
25:DA:1102:C:H2'	25:DA:1103:A:H8	1.64	0.61
25:DA:2467:C:H2'	25:DA:2468:G:O4'	2.00	0.61
25:DA:2712:U:H1'	25:DA:712(B):A:C8	2.35	0.61
1:AA:728:A:H2'	1:AA:729:A:C8	2.35	0.61
16:AN:6:LEU:HD22	16:AN:21:TYR:OH	2.00	0.61
22:AT:50:GLU:HB3	22:AT:100:ILE:HD13	1.82	0.61
54:B7:37:LYS:HD3	54:B7:39:ARG:HE	1.65	0.61
6:CD:135:LEU:HD22	6:CD:135:LEU:H	1.66	0.61
38:DR:6:SER:HB2	25:DA:2873:A:N3	2.16	0.61
41:DU:49:HIS:HA	41:DU:52:ARG:HB2	1.81	0.61
43:DW:26:GLY:HA2	43:DW:71:VAL:O	1.99	0.61
1:AA:537:G:H5''	14:AL:112:ARG:HH22	1.64	0.61
1:AA:1363:A:H4'	1:AA:1364:U:H5''	1.82	0.61
12:AJ:16:LEU:HD12	12:AJ:70:ARG:HD2	1.81	0.61
25:BA:13:A:N1	25:BA:525:U:H2'	2.16	0.61
25:BA:1411:C:H2'	25:BA:1412:A:C8	2.36	0.61
25:BA:2271:G:OP1	47:B0:18:ALA:HB1	2.00	0.61
25:BA:2712:U:H1'	25:BA:712(B):A:C8	2.36	0.61
28:BE:92:THR:HG22	28:BE:93:VAL:H	1.65	0.61
36:BP:40:SER:C	36:BP:41:ARG:HD2	2.21	0.61

*Continued on next page...*

*Continued from previous page...*

Atom-1	Atom-2	Interatomic distance (Å)	Clash overlap (Å)
41:BU:50:ARG:NH2	42:BV:72:VAL:HG12	2.11	0.61
1:CA:576:G:H3'	1:CA:577:G:H5''	1.82	0.61
1:CA:728:A:H2'	1:CA:729:A:C8	2.34	0.61
1:CA:980:C:H5'	1:CA:981:U:C5	2.36	0.61
2:CZ:4:G:HO2'	2:CZ:5:G:H8	1.47	0.61
20:CR:70:ILE:O	20:CR:74:ARG:HG3	2.01	0.61
29:DF:83:PHE:O	29:DF:84:VAL:C	2.39	0.61
31:DH:143:GLN:NE2	25:DA:2761:G:H1'	2.15	0.61
36:DP:23:PRO:HB2	36:DP:33:ARG:NE	2.16	0.61
40:DT:24:PRO:HD3	40:DT:52:ILE:HD12	1.82	0.61
49:D2:17:SER:HB3	49:D2:18:PRO:HD2	1.80	0.61
25:DA:825:C:H4'	25:DA:2428:G:N7	2.15	0.61
25:BA:663:G:H5''	36:BP:21:ARG:HD2	1.83	0.61
25:BA:1173:G:HO2'	25:BA:1175:U:H6	1.49	0.61
25:BA:2873:A:N3	38:BR:6:SER:HB2	2.15	0.61
31:BH:24:VAL:HG23	31:BH:37:VAL:HG21	1.82	0.61
34:BN:32:VAL:HG11	34:BN:62:ARG:HH12	1.66	0.61
37:DQ:60:ARG:HH11	37:DQ:60:ARG:HB2	1.66	0.61
25:DA:1024:G:H3'	25:DA:1025:G:C5'	2.30	0.61
25:DA:1759:A:H1'	25:DA:2711:A:C2	2.35	0.61
1:AA:377:G:H2'	1:AA:378:G:C8	2.35	0.61
1:AA:451:A:N6	1:AA:480:U:H2'	2.15	0.61
1:AA:1499:A:H1'	1:AA:1520:G:H5'	1.83	0.61
21:AS:63:THR:HG22	21:AS:66:MET:HE3	1.83	0.61
25:BA:556:G:H2'	25:BA:557:U:C6	2.35	0.61
25:BA:746:A:C5	25:BA:2611:U:H5''	2.36	0.61
25:BA:959:A:H2'	25:BA:960:A:C8	2.36	0.61
25:BA:2373:G:H2'	25:BA:2374:C:C6	2.36	0.61
26:BB:51:G:N2	26:BB:52:A:H62	1.98	0.61
29:BF:83:PHE:O	29:BF:84:VAL:C	2.39	0.61
45:BY:42:VAL:HG12	45:BY:65:ALA:HB3	1.83	0.61
45:BY:75:ILE:HG12	45:BY:76:CYS:N	2.16	0.61
49:B2:50:ILE:HD12	49:B2:50:ILE:H	1.66	0.61
1:CA:451:A:N6	1:CA:480:U:H2'	2.15	0.61
5:CC:17:ASP:HB2	5:CC:21:ARG:HH22	1.65	0.61
36:DP:16:ARG:HD3	25:DA:661:C:H4'	1.83	0.61
36:DP:23:PRO:HD2	36:DP:33:ARG:HH21	1.66	0.61
25:DA:1632:A:O5'	25:DA:1632:A:H8	1.84	0.61
1:AA:794:A:H4'	1:AA:1521:G:O2'	2.01	0.61
1:AA:1520:G:H2'	1:AA:1521:G:H8	1.66	0.61
4:AB:80:ILE:HD11	4:AB:208:ILE:HG23	1.83	0.61

*Continued on next page...*

*Continued from previous page...*

Atom-1	Atom-2	Interatomic distance (Å)	Clash overlap (Å)
14:AL:69:ILE:HG13	14:AL:99:ILE:HG21	1.83	0.61
18:AP:28:ARG:HG2	18:AP:28:ARG:NH1	2.14	0.61
25:BA:1980:G:H3'	25:BA:1981:A:C5'	2.30	0.61
28:BE:201:THR:HG22	28:BE:202:LYS:N	2.15	0.61
48:B1:46:LEU:HD21	48:B1:61:ARG:NE	2.16	0.61
49:B2:46:GLN:O	49:B2:49:LYS:HD3	2.01	0.61
1:CA:691:G:O6	13:CK:52:GLY:HA2	2.00	0.61
1:CA:777:A:H2'	1:CA:778:G:C8	2.36	0.61
1:CA:1363:A:H4'	1:CA:1364:U:H5''	1.83	0.61
1:CA:1443:G:N7	40:DT:118:ARG:HD2	2.15	0.61
2:CZ:47:U:H3'	2:CZ:48:C:H5'	1.83	0.61
24:CX:54:VAL:O	24:CX:58:LEU:HG	2.01	0.61
25:DA:13:A:N1	25:DA:525:U:H2'	2.16	0.61
25:DA:634:C:H2'	25:DA:635:C:C6	2.36	0.61
25:DA:1466:G:H2'	25:DA:1547:C:N4	2.15	0.61
25:DA:1980:G:H3'	25:DA:1981:A:C5'	2.31	0.61
25:DA:2402:C:H5'	25:DA:2403:C:OP2	2.00	0.61
2:AZ:47:U:H3'	2:AZ:48:C:H5'	1.83	0.60
8:AF:47:ARG:HH12	8:AF:56:PRO:HB2	1.66	0.60
13:AK:50:TYR:HB3	13:AK:54:ARG:HB2	1.83	0.60
25:BA:713:G:H2'	25:BA:714:U:C6	2.36	0.60
25:BA:742:G:H2'	25:BA:743:G:H8	1.65	0.60
25:BA:2056:G:N2	52:B5:4:HIS:HA	2.14	0.60
27:BD:183:ARG:CB	27:BD:270:ILE:HG22	2.31	0.60
27:BD:227:ASN:HB3	27:BD:228:PRO:HD2	1.82	0.60
30:BG:74:LYS:HA	30:BG:74:LYS:HE3	1.82	0.60
35:BO:104:ARG:HB3	35:BO:104:ARG:HH11	1.66	0.60
44:BX:31:HIS:ND1	44:BX:32:PRO:HD2	2.16	0.60
1:CA:781:A:H4'	1:CA:1522:U:O2'	2.01	0.60
7:CE:70:PRO:O	7:CE:77:PRO:HD3	2.01	0.60
40:DT:92:GLY:HA2	40:DT:117:ASP:H	1.65	0.60
52:D5:4:HIS:HA	25:DA:2056:G:N2	2.14	0.60
25:DA:491:G:H2'	25:DA:492:A:C8	2.36	0.60
25:DA:721:C:H2'	25:DA:722:A:H8	1.65	0.60
1:AA:707:C:H4'	13:AK:20:TYR:CD1	2.36	0.60
1:AA:1152:A:H5''	12:AJ:13:HIS:CD2	2.36	0.60
24:AX:54:VAL:HG11	24:AX:81:LEU:HD22	1.81	0.60
24:AX:149:PRO:HA	24:AX:155:PHE:HA	1.83	0.60
25:BA:675:A:H4'	29:BF:67:GLN:HE21	1.66	0.60
25:BA:1825:A:H2'	25:BA:1826:G:H8	1.65	0.60
25:BA:2514:U:H2'	25:BA:2515:C:C6	2.36	0.60

*Continued on next page...*

*Continued from previous page...*

Atom-1	Atom-2	Interatomic distance (Å)	Clash overlap (Å)
5:CC:95:THR:HG22	5:CC:96:GLY:H	1.65	0.60
8:CF:11:ASN:HB3	8:CF:14:LEU:HD12	1.83	0.60
30:DG:38:VAL:HG22	30:DG:93:THR:HG23	1.80	0.60
41:DU:92:ARG:NH2	42:DV:11:GLN:H	1.99	0.60
25:DA:255:A:H4'	25:DA:384:U:OP1	2.01	0.60
25:DA:2514:U:H2'	25:DA:2515:C:C6	2.36	0.60
25:DA:2553:G:H2'	25:DA:2554:U:O4'	2.01	0.60
1:AA:261:U:H5	22:AT:79:ARG:CZ	2.14	0.60
8:AF:53:ALA:HB3	8:AF:86:ARG:HH11	1.65	0.60
9:AG:39:ALA:HA	9:AG:42:ILE:HD12	1.82	0.60
25:BA:255:A:H4'	25:BA:384:U:OP1	2.00	0.60
25:BA:1544:C:H3'	25:BA:1545:A:C5'	2.31	0.60
25:BA:1789:A:H2'	25:BA:1790:C:O4'	2.02	0.60
25:BA:2761:G:H1'	31:BH:143:GLN:NE2	2.16	0.60
40:BT:54:ARG:HA	40:BT:59:THR:OG1	2.00	0.60
44:BX:26:TYR:HB3	44:BX:92:LEU:HD13	1.83	0.60
53:B6:11:LEU:HB3	53:B6:24:GLU:HB3	1.82	0.60
1:CA:692:U:H5	13:CK:26:ASN:HD22	1.49	0.60
1:CA:829:G:H2'	1:CA:830:G:C8	2.36	0.60
8:CF:47:ARG:HH12	8:CF:56:PRO:HB2	1.67	0.60
9:CG:150:ALA:HB1	13:CK:57:THR:HG21	1.84	0.60
12:CJ:30:SER:HB2	12:CJ:80:LYS:CG	2.30	0.60
28:DE:113:PHE:CD2	25:DA:1655:A:H1'	2.36	0.60
32:DI:101:LEU:HG	32:DI:107:ILE:CG2	2.32	0.60
39:DS:66:ALA:HB1	39:DS:101:LEU:HD22	1.82	0.60
39:DS:103:GLU:O	39:DS:107:GLU:HG2	2.00	0.60
44:DX:70:LEU:HD23	44:DX:71:GLY:N	2.16	0.60
45:DY:8:LYS:HE2	45:DY:37:VAL:HG11	1.81	0.60
46:DZ:30:ASN:H	46:DZ:33:LEU:HB3	1.65	0.60
2:AZ:53:G:H2'	2:AZ:54:U:C6	2.37	0.60
6:AD:135:LEU:HD22	6:AD:135:LEU:H	1.66	0.60
8:AF:16:GLN:HA	8:AF:19:LEU:HB3	1.83	0.60
23:AU:14:TRP:CE3	23:AU:15:ARG:HG2	2.37	0.60
25:BA:634:C:H2'	25:BA:635:C:C6	2.36	0.60
25:BA:783:A:H8	25:BA:784:A:H4'	1.66	0.60
34:BN:36:TRP:HB2	34:BN:156:GLN:CB	2.31	0.60
37:BQ:52:VAL:O	37:BQ:56:ARG:HB2	2.02	0.60
49:B2:17:SER:HB3	49:B2:18:PRO:HD2	1.80	0.60
1:CA:1251:A:H2'	1:CA:1252:A:H8	1.66	0.60
5:CC:34:LEU:HD21	5:CC:38:ARG:HH21	1.65	0.60
14:CL:46:LYS:HB3	14:CL:47:PRO:HD3	1.82	0.60

*Continued on next page...*

*Continued from previous page...*

Atom-1	Atom-2	Interatomic distance (Å)	Clash overlap (Å)
20:CR:58:LEU:HB3	20:CR:62:GLU:HB2	1.82	0.60
24:CX:333:THR:N	24:CX:334:PRO:HD2	2.16	0.60
29:DF:150:GLY:HA2	29:DF:172:TRP:CE3	2.36	0.60
30:DG:135:LEU:HD23	30:DG:140:ILE:HD11	1.83	0.60
30:DG:136:ARG:HH22	25:DA:2306:C:H4'	1.66	0.60
36:DP:45:LEU:HD22	36:DP:48:PRO:HG3	1.82	0.60
47:D0:18:ALA:HB1	25:DA:2271:G:OP1	2.00	0.60
25:DA:556:G:H2'	25:DA:557:U:C6	2.36	0.60
26:DB:51:G:N2	26:DB:52:A:H62	1.99	0.60
1:AA:690:G:H2'	1:AA:691:G:C8	2.36	0.60
1:AA:1251:A:H2'	1:AA:1252:A:H8	1.65	0.60
1:AA:1508:G:H2'	1:AA:1509:C:C6	2.36	0.60
8:AF:11:ASN:HB3	8:AF:14:LEU:HD12	1.82	0.60
10:AH:110:ALA:HB3	10:AH:121:ASP:HB3	1.83	0.60
12:AJ:63:PHE:HZ	16:AN:45:ARG:HG3	1.67	0.60
20:AR:70:ILE:O	20:AR:74:ARG:HG3	2.02	0.60
25:BA:2306:C:H4'	30:BG:136:ARG:HH22	1.67	0.60
25:BA:2467:C:H2'	25:BA:2468:G:O4'	2.00	0.60
30:BG:135:LEU:HD23	30:BG:140:ILE:HD11	1.83	0.60
36:BP:45:LEU:HD22	36:BP:48:PRO:HG3	1.83	0.60
48:B1:11:ARG:HB2	48:B1:13:ILE:HG22	1.82	0.60
49:B2:19:VAL:HG12	49:B2:23:LYS:HE3	1.82	0.60
5:CC:19:GLU:HA	5:CC:54:ARG:HE	1.66	0.60
45:DY:17:SER:HB2	45:DY:71:LYS:HD2	1.82	0.60
49:D2:55:ARG:HH21	25:DA:74:A:H5'	1.66	0.60
25:DA:197:A:H5'	25:DA:197:A:C8	2.36	0.60
25:DA:848:G:N3	25:DA:933:A:H1'	2.16	0.60
25:DA:1544:C:H3'	25:DA:1545:A:C5'	2.31	0.60
1:AA:1223:C:P	21:AS:78:ARG:HH21	2.23	0.60
25:BA:74:A:H5'	49:B2:55:ARG:HH21	1.66	0.60
25:BA:320:A:H2'	29:BF:136:THR:HG21	1.82	0.60
26:BB:51:G:H21	26:BB:52:A:H62	1.49	0.60
30:BG:83:ARG:HG3	30:BG:84:LYS:N	2.16	0.60
32:BI:101:LEU:HG	32:BI:107:ILE:CG2	2.31	0.60
1:CA:715:A:H2'	1:CA:716:A:C8	2.36	0.60
2:CZ:35:A:H2'	2:CZ:36:U:C6	2.37	0.60
12:CJ:63:PHE:HZ	16:CN:45:ARG:HG3	1.66	0.60
30:DG:47:LYS:HG3	30:DG:82:LEU:HD22	1.84	0.60
30:DG:132:ASN:HD22	25:DA:2303:G:H1'	1.65	0.60
25:DA:919:G:H2'	25:DA:920:G:C8	2.37	0.60
25:DA:970:C:H2'	25:DA:971:C:H6	1.67	0.60

*Continued on next page...*

*Continued from previous page...*

Atom-1	Atom-2	Interatomic distance (Å)	Clash overlap (Å)
25:DA:2693:A:H2'	25:DA:2694:G:H8	1.66	0.60
1:AA:1429:C:H2'	1:AA:1430:C:C6	2.36	0.60
4:AB:97:TRP:HZ2	4:AB:102:LEU:HD13	1.66	0.60
25:BA:598:G:H5'	36:BP:15:ARG:HG2	1.84	0.60
25:BA:919:G:H2'	25:BA:920:G:C8	2.36	0.60
35:BO:45:GLU:HA	35:BO:54:GLU:HG2	1.84	0.60
37:BQ:130:LYS:HG2	37:BQ:131:ILE:N	2.16	0.60
45:BY:4:LYS:H	45:BY:4:LYS:HD3	1.66	0.60
46:BZ:24:LEU:HB2	46:BZ:41:LEU:HD23	1.84	0.60
1:CA:1203:C:H2'	1:CA:1204:A:H8	1.66	0.60
12:CJ:55:LYS:HD2	12:CJ:55:LYS:O	2.01	0.60
14:CL:69:ILE:HG13	14:CL:99:ILE:HG21	1.84	0.60
20:CR:39:VAL:HG12	20:CR:43:PHE:HE1	1.66	0.60
34:DN:36:TRP:HB2	34:DN:156:GLN:CB	2.32	0.60
34:DN:57:LEU:O	34:DN:72:GLY:HA3	2.01	0.60
36:DP:40:SER:O	36:DP:41:ARG:HD2	2.02	0.60
37:DQ:130:LYS:HG2	37:DQ:131:ILE:N	2.16	0.60
42:DV:38:LEU:HD22	42:DV:52:VAL:HG11	1.83	0.60
48:D1:11:ARG:HB3	48:D1:12:PRO:CD	2.26	0.60
25:DA:392:C:H5''	25:DA:409:C:H5''	1.83	0.60
25:DA:587:C:C6	25:DA:671:C:H1'	2.36	0.60
25:DA:742:G:H2'	25:DA:743:G:H8	1.66	0.60
25:DA:1639:U:C2'	25:DA:1640:C:H5''	2.31	0.60
25:DA:2693:A:H2'	25:DA:2694:G:C8	2.35	0.60
1:AA:777:A:H2'	1:AA:778:G:C8	2.37	0.60
2:AZ:35:A:H2'	2:AZ:36:U:C6	2.37	0.60
4:AB:187:LEU:HA	4:AB:201:ILE:HB	1.84	0.60
12:AJ:30:SER:HB2	12:AJ:80:LYS:CG	2.31	0.60
25:BA:1766:U:H2'	25:BA:1767:C:C6	2.37	0.60
28:BE:154:LYS:HA	28:BE:154:LYS:HE3	1.83	0.60
36:BP:23:PRO:HB2	36:BP:33:ARG:NE	2.16	0.60
37:BQ:60:ARG:HB2	37:BQ:60:ARG:HH11	1.66	0.60
1:CA:974:A:H8	1:CA:974:A:OP1	1.83	0.60
8:CF:82:ARG:HA	8:CF:82:ARG:HH11	1.65	0.60
24:CX:149:PRO:HA	24:CX:155:PHE:HA	1.82	0.60
24:CX:244:LEU:HB2	24:CX:245:PRO:HD3	1.84	0.60
27:DD:62:TYR:HA	27:DD:87:ASN:ND2	2.17	0.60
25:DA:1788:C:H2'	25:DA:1789:A:H8	1.65	0.60
1:AA:370:C:H2'	1:AA:371:G:H8	1.67	0.60
1:AA:452:A:H2'	1:AA:453:A:C8	2.37	0.60
5:AC:19:GLU:HG3	5:AC:54:ARG:HD2	1.82	0.60

*Continued on next page...*

*Continued from previous page...*

Atom-1	Atom-2	Interatomic distance (Å)	Clash overlap (Å)
25:BA:251:A:H5'	36:BP:51:PHE:CE1	2.37	0.60
25:BA:675:A:H4'	29:BF:67:GLN:NE2	2.16	0.60
25:BA:848:G:N3	25:BA:933:A:H1'	2.16	0.60
25:BA:1102:C:H2'	25:BA:1103:A:H8	1.64	0.60
25:BA:1675:C:H2'	25:BA:1676:A:O4'	2.02	0.60
25:BA:1751:C:H2'	25:BA:1752:C:C6	2.37	0.60
25:BA:2393:A:H4'	36:BP:61:ARG:O	2.02	0.60
27:BD:32:SER:HA	27:BD:36:PRO:HG2	1.84	0.60
27:BD:204:ILE:O	27:BD:204:ILE:HD12	2.02	0.60
41:BU:62:ILE:HD12	41:BU:76:TYR:CE1	2.37	0.60
1:CA:688:G:H2'	1:CA:689:C:C6	2.37	0.60
2:CZ:53:G:H2'	2:CZ:54:U:C6	2.36	0.60
4:CB:187:LEU:HA	4:CB:201:ILE:HB	1.84	0.60
25:DA:1050:A:H2'	25:DA:1051:G:H8	1.64	0.60
25:DA:2728:U:H2'	25:DA:2729:G:C8	2.37	0.60
1:AA:1327:C:OP1	23:AU:20:LYS:HB3	2.02	0.60
16:AN:26:ARG:HD3	16:AN:43:CYS:HB2	1.84	0.60
20:AR:58:LEU:HB3	20:AR:62:GLU:HB2	1.83	0.60
25:BA:481:G:HO2'	25:BA:507:A:N6	2.00	0.60
25:BA:675:A:O2'	25:BA:676:A:H5'	2.02	0.60
25:BA:2728:U:H2'	25:BA:2729:G:C8	2.37	0.60
39:BS:35:ILE:O	39:BS:53:SER:HB2	2.02	0.60
46:BZ:95:PRO:HB2	46:BZ:127:LYS:HE3	1.83	0.60
1:CA:502:G:H4'	1:CA:550:G:H4'	1.83	0.60
24:CX:134:PHE:HB2	24:CX:332:LEU:HD21	1.83	0.60
42:DV:39:LEU:HD12	42:DV:47:VAL:HG11	1.83	0.60
48:D1:11:ARG:HB2	48:D1:13:ILE:HG22	1.82	0.60
25:DA:1923:U:H2'	25:DA:1924:C:C6	2.37	0.60
1:AA:692:U:H5	13:AK:26:ASN:HD22	1.51	0.59
4:AB:235:SER:O	4:AB:239:VAL:HG23	2.02	0.59
25:BA:1466:G:H2'	25:BA:1547:C:N4	2.14	0.59
34:BN:57:LEU:O	34:BN:72:GLY:HA3	2.01	0.59
41:BU:92:ARG:NH2	42:BV:11:GLN:H	2.00	0.59
54:B7:5:TRP:HE1	54:B7:7:PRO:HG3	1.67	0.59
1:CA:452:A:H2'	1:CA:453:A:C8	2.37	0.59
1:CA:707:C:H4'	13:CK:20:TYR:CD1	2.37	0.59
1:CA:1281:U:H4'	1:CA:1282:C:OP2	2.02	0.59
1:CA:1508:G:H2'	1:CA:1509:C:C6	2.37	0.59
5:CC:206:GLU:HG2	5:CC:207:VAL:HG23	1.85	0.59
23:CU:14:TRP:CE3	23:CU:15:ARG:HG2	2.37	0.59
36:DP:7:ARG:HB3	36:DP:8:PRO:HD3	1.84	0.59

*Continued on next page...*

*Continued from previous page...*

Atom-1	Atom-2	Interatomic distance (Å)	Clash overlap (Å)
45:DY:42:VAL:HG12	45:DY:65:ALA:HB3	1.83	0.59
25:DA:55:G:H2'	25:DA:56:A:H8	1.66	0.59
25:DA:783:A:H8	25:DA:784:A:H4'	1.67	0.59
25:DA:1751:C:H2'	25:DA:1752:C:C6	2.37	0.59
1:AA:715:A:H2'	1:AA:716:A:C8	2.36	0.59
9:AG:111:ARG:HB3	9:AG:113:GLU:HG2	1.84	0.59
12:AJ:49:VAL:HG22	12:AJ:50:ILE:N	2.17	0.59
14:AL:46:LYS:HB3	14:AL:47:PRO:HD3	1.83	0.59
25:BA:953:A:H2'	25:BA:954:G:H8	1.67	0.59
25:BA:2693:A:H2'	25:BA:2694:G:H8	1.66	0.59
29:BF:150:GLY:HA2	29:BF:172:TRP:CE3	2.37	0.59
36:BP:28:GLY:C	36:BP:29:LYS:HD2	2.23	0.59
48:B1:73:LEU:HD11	48:B1:94:LEU:HG	1.83	0.59
1:CA:1347:G:N2	1:CA:1373:G:H2'	2.17	0.59
1:CA:1411:C:H2'	1:CA:1412:C:C6	2.37	0.59
14:CL:68:TYR:O	14:CL:99:ILE:HG22	2.02	0.59
40:DT:26:ASP:HB2	40:DT:91:ARG:HA	1.84	0.59
40:DT:95:ARG:HH11	40:DT:95:ARG:CG	2.13	0.59
40:DT:132:LYS:O	40:DT:136:GLN:HG3	2.03	0.59
25:DA:539:G:H2'	25:DA:540:G:H8	1.67	0.59
25:DA:746:A:C5	25:DA:2611:U:H5''	2.37	0.59
25:DA:953:A:H2'	25:DA:954:G:H8	1.67	0.59
25:DA:1021:A:H62	25:DA:1141:U:H3	1.49	0.59
25:DA:2373:G:H2'	25:DA:2374:C:C6	2.37	0.59
25:BA:618(A):G:H5'	29:BF:205:ARG:NH2	2.18	0.59
25:BA:747:U:P	52:B5:3:LYS:HD3	2.42	0.59
25:BA:825:C:H4'	25:BA:2428:G:N7	2.17	0.59
41:BU:15:LYS:O	41:BU:19:LYS:HG3	2.02	0.59
45:BY:8:LYS:N	45:BY:8:LYS:NZ	2.50	0.59
34:DN:32:VAL:HG11	34:DN:62:ARG:HH12	1.66	0.59
34:DN:83:ILE:HD13	34:DN:122:LEU:HD23	1.84	0.59
45:DY:8:LYS:N	45:DY:8:LYS:NZ	2.49	0.59
48:D1:62:VAL:HG22	48:D1:63:ALA:N	2.18	0.59
1:AA:692:U:H5	13:AK:26:ASN:ND2	2.00	0.59
14:AL:37:THR:HG23	14:AL:38:VAL:H	1.67	0.59
25:BA:283:A:H2	25:BA:427:U:H1'	1.67	0.59
25:BA:491:G:H2'	25:BA:492:A:C8	2.37	0.59
25:BA:1789:A:OP1	27:BD:222:ARG:HG3	2.03	0.59
25:BA:1923:U:H2'	25:BA:1924:C:C6	2.37	0.59
1:CA:37:U:P	14:CL:122:LYS:HG3	2.42	0.59
28:DE:30:PRO:HD3	28:DE:180:ASN:ND2	2.18	0.59

*Continued on next page...*



*Continued from previous page...*

Atom-1	Atom-2	Interatomic distance (Å)	Clash overlap (Å)
29:DF:155:LEU:HD23	29:DF:186:ILE:HD13	1.83	0.59
34:DN:112:LYS:O	34:DN:116:THR:HG22	2.01	0.59
48:D1:73:LEU:HD11	48:D1:94:LEU:HG	1.84	0.59
25:DA:247:G:H4'	25:DA:386:G:C6	2.38	0.59
25:DA:2119:A:C2	25:DA:2170:A:H2'	2.36	0.59
25:DA:2243:U:H2'	25:DA:2244:U:C6	2.37	0.59
1:AA:677:U:H2'	1:AA:678:U:C6	2.37	0.59
5:AC:19:GLU:HA	5:AC:54:ARG:HE	1.67	0.59
6:AD:3:ARG:HD3	6:AD:5:ILE:HD11	1.85	0.59
24:AX:244:LEU:HB2	24:AX:245:PRO:HD3	1.83	0.59
25:BA:587:C:C6	25:BA:671:C:H1'	2.37	0.59
25:BA:2119:A:C2	25:BA:2170:A:H2'	2.37	0.59
25:BA:2393:A:H5''	36:BP:62:LEU:HB3	1.84	0.59
36:BP:16:ARG:CZ	36:BP:18:ARG:HG3	2.32	0.59
2:CZ:1:C:H2'	2:CZ:2:G:C8	2.37	0.59
6:CD:57:ARG:HB3	6:CD:206:PHE:HB2	1.84	0.59
8:CF:16:GLN:HA	8:CF:19:LEU:HB3	1.84	0.59
11:CI:113:LYS:HG2	11:CI:119:ALA:HA	1.85	0.59
16:CN:12:ARG:HB3	16:CN:14:PRO:HD3	1.85	0.59
29:DF:81:PRO:HB3	29:DF:89:VAL:HG22	1.85	0.59
37:DQ:52:VAL:O	37:DQ:56:ARG:HB2	2.02	0.59
41:DU:36:ARG:HG2	41:DU:40:PHE:CE1	2.38	0.59
45:DY:75:ILE:HG12	45:DY:76:CYS:N	2.16	0.59
25:DA:713:G:H2'	25:DA:714:U:C6	2.37	0.59
25:DA:2314:C:H2'	25:DA:2315:G:C8	2.36	0.59
26:DB:51:G:H21	26:DB:52:A:H62	1.49	0.59
25:BA:242:G:C8	55:B8:5:LYS:HG2	2.38	0.59
25:BA:1021:A:H62	25:BA:1141:U:H3	1.50	0.59
36:BP:7:ARG:HB3	36:BP:8:PRO:HD3	1.85	0.59
46:BZ:30:ASN:H	46:BZ:33:LEU:HB3	1.67	0.59
11:CI:85:LEU:O	11:CI:89:ASN:HB2	2.02	0.59
16:CN:26:ARG:HD3	16:CN:43:CYS:HB2	1.84	0.59
27:DD:25:THR:HG22	27:DD:82:ILE:H	1.67	0.59
35:DO:45:GLU:HA	35:DO:54:GLU:HG2	1.84	0.59
38:DR:28:LEU:HD11	38:DR:116:LEU:HD21	1.85	0.59
45:DY:7:VAL:HB	45:DY:8:LYS:HZ2	1.67	0.59
46:DZ:24:LEU:HB2	46:DZ:41:LEU:HD23	1.84	0.59
25:DA:161:U:H3'	25:DA:162:U:H5''	1.84	0.59
25:DA:1675:C:H2'	25:DA:1676:A:O4'	2.02	0.59
25:DA:1833:U:H2'	25:DA:1834:U:H6	1.67	0.59
24:AX:333:THR:N	24:AX:334:PRO:HD2	2.18	0.59

*Continued on next page...*

*Continued from previous page...*

Atom-1	Atom-2	Interatomic distance (Å)	Clash overlap (Å)
25:BA:2243:U:H2'	25:BA:2244:U:C6	2.37	0.59
25:BA:2591:C:H2'	25:BA:2592:G:C8	2.37	0.59
46:BZ:17:ALA:HA	46:BZ:20:ARG:HD2	1.84	0.59
54:B7:11:LYS:NZ	54:B7:15:THR:HG21	2.17	0.59
1:CA:677:U:H2'	1:CA:678:U:C6	2.37	0.59
29:DF:205:ARG:NH2	25:DA:618(A):G:H5'	2.17	0.59
32:DI:56:LYS:HA	32:DI:59:ALA:HB3	1.85	0.59
36:DP:15:ARG:HG2	25:DA:598:G:H5'	1.83	0.59
41:DU:92:ARG:HD2	41:DU:95:LEU:H	1.68	0.59
46:DZ:17:ALA:HA	46:DZ:20:ARG:HD2	1.84	0.59
46:DZ:118:GLN:HB2	46:DZ:173:ALA:O	2.03	0.59
54:D7:11:LYS:NZ	54:D7:15:THR:HG21	2.17	0.59
25:DA:83:G:N2	25:DA:102:G:H2'	2.18	0.59
25:DA:2600:A:O2'	25:DA:2601:C:H5'	2.03	0.59
1:AA:37:U:P	14:AL:122:LYS:HG3	2.43	0.59
2:AZ:71:C:H2'	2:AZ:72:A:C8	2.37	0.59
34:BN:83:ILE:HD13	34:BN:122:LEU:HD23	1.84	0.59
36:BP:135:LEU:O	36:BP:139:LYS:HB2	2.02	0.59
42:BV:38:LEU:HD22	42:BV:52:VAL:HG11	1.83	0.59
42:BV:39:LEU:HD12	42:BV:47:VAL:HG11	1.83	0.59
1:CA:684:A:H2'	1:CA:685:G:H8	1.66	0.59
1:CA:692:U:H5	13:CK:26:ASN:ND2	1.99	0.59
12:CJ:32:ALA:H	12:CJ:78:ASN:ND2	2.01	0.59
14:CL:44:PRO:HG3	14:CL:52:ARG:HD3	1.85	0.59
36:DP:61:ARG:O	25:DA:2393:A:H4'	2.03	0.59
36:DP:135:LEU:O	36:DP:139:LYS:HB2	2.02	0.59
44:DX:89:ILE:HG22	44:DX:92:LEU:H	1.67	0.59
49:D2:50:ILE:H	49:D2:50:ILE:HD12	1.66	0.59
55:D8:5:LYS:HG2	25:DA:242:G:C8	2.38	0.59
25:DA:686:G:H21	25:DA:788:A:H61	1.48	0.59
25:DA:990:A:C6	25:DA:1186:G:H1'	2.38	0.59
25:DA:1970:A:H5''	25:DA:1971:A:OP1	2.02	0.59
25:DA:2061:G:H5''	25:DA:2503:A:C2	2.38	0.59
25:DA:2591:C:H2'	25:DA:2592:G:C8	2.37	0.59
1:AA:576:G:H3'	1:AA:577:G:H5''	1.82	0.59
9:AG:150:ALA:HB1	13:AK:57:THR:HG21	1.83	0.59
20:AR:39:VAL:HG12	20:AR:43:PHE:HE1	1.67	0.59
49:B2:35:LEU:HD11	49:B2:49:LYS:HB3	1.82	0.59
1:CA:1355:G:H2'	1:CA:1356:G:C8	2.38	0.59
1:CA:1429:C:H2'	1:CA:1430:C:C6	2.37	0.59
6:CD:49:ARG:NH2	6:CD:50:ARG:HB2	2.18	0.59

*Continued on next page...*

*Continued from previous page...*

Atom-1	Atom-2	Interatomic distance (Å)	Clash overlap (Å)
9:CG:91:VAL:HG12	9:CG:92:SER:H	1.68	0.59
36:DP:28:GLY:C	36:DP:29:LYS:HD2	2.22	0.59
36:DP:148:LEU:HD13	36:DP:148:LEU:H	1.67	0.59
44:DX:64:LYS:HG2	44:DX:65:ARG:N	2.17	0.59
25:DA:1183:G:H2'	25:DA:1184:G:C8	2.37	0.59
25:DA:1348:G:C2'	25:DA:1349:A:H5''	2.31	0.59
25:DA:2011:U:H2'	25:DA:2012:G:O4'	2.03	0.59
1:AA:258:G:H2'	1:AA:259:G:H8	1.68	0.59
1:AA:646:U:H2'	1:AA:647:C:C6	2.38	0.59
4:AB:19:HIS:CD2	4:AB:20:GLU:H	2.21	0.59
4:AB:22:LYS:HA	4:AB:22:LYS:HZ2	1.67	0.59
5:AC:66:VAL:HB	5:AC:101:LEU:HD23	1.85	0.59
25:BA:1434:A:H61	25:BA:1558:A:N6	2.01	0.59
36:BP:23:PRO:HD2	36:BP:33:ARG:HH21	1.67	0.59
36:BP:148:LEU:HD13	36:BP:148:LEU:H	1.67	0.59
37:BQ:6:ARG:O	37:BQ:7:MET:HB2	2.03	0.59
44:BX:15:GLU:H	44:BX:15:GLU:CD	2.06	0.59
47:B0:19:LYS:HB2	47:B0:21:LEU:HD11	1.85	0.59
24:CX:87:ALA:O	24:CX:91:GLU:HG2	2.03	0.59
27:DD:140:THR:HG22	27:DD:141:VAL:N	2.18	0.59
28:DE:170:LEU:HB3	28:DE:184:VAL:HG12	1.84	0.59
36:DP:62:LEU:HB3	25:DA:2393:A:H5''	1.83	0.59
37:DQ:66:ILE:HG22	37:DQ:104:PHE:CD2	2.38	0.59
43:DW:46:PHE:O	43:DW:50:VAL:HG12	2.03	0.59
25:DA:49:A:H4'	25:DA:50:U:H5''	1.83	0.59
26:DB:40:U:H1'	26:DB:45:A:N6	2.18	0.59
1:AA:475:G:H2'	1:AA:476:G:C8	2.38	0.58
1:AA:603:U:H2'	1:AA:604:G:C8	2.38	0.58
1:AA:1281:U:H4'	1:AA:1282:C:OP2	2.03	0.58
5:AC:206:GLU:HG2	5:AC:207:VAL:HG23	1.85	0.58
12:AJ:48:THR:HA	12:AJ:62:HIS:HB3	1.85	0.58
25:BA:161:U:H3'	25:BA:162:U:H5''	1.85	0.58
25:BA:270(T):G:H2'	25:BA:270(U):G:H8	1.68	0.58
25:BA:1348:G:C2'	25:BA:1349:A:H5''	2.33	0.58
25:BA:1788:C:H2'	25:BA:1789:A:C8	2.38	0.58
25:BA:2206:C:H2'	25:BA:2207:C:H6	1.68	0.58
32:BI:9:LEU:HB3	32:BI:12:LEU:HD23	1.84	0.58
32:BI:130:TYR:CD2	32:BI:132:PRO:HG3	2.38	0.58
39:BS:30:ARG:HB3	39:BS:35:ILE:HD13	1.84	0.58
42:BV:49:THR:HB	42:BV:50:PRO:HD2	1.85	0.58
1:CA:370:C:H2'	1:CA:371:G:H8	1.68	0.58

*Continued on next page...*

*Continued from previous page...*

Atom-1	Atom-2	Interatomic distance (Å)	Clash overlap (Å)
1:CA:646:U:H2'	1:CA:647:C:C6	2.38	0.58
28:DE:118:LYS:HZ3	38:DR:2:ARG:HH22	1.50	0.58
32:DI:9:LEU:HB3	32:DI:12:LEU:HD23	1.84	0.58
36:DP:51:PHE:CE1	25:DA:251:A:H5''	2.38	0.58
36:DP:62:LEU:HD13	36:DP:62:LEU:N	2.18	0.58
38:DR:10:LEU:HB2	38:DR:17:ARG:HE	1.68	0.58
41:DU:92:ARG:HH11	41:DU:92:ARG:CB	2.16	0.58
46:DZ:95:PRO:HB2	46:DZ:127:LYS:HE3	1.83	0.58
25:DA:270(T):G:H2'	25:DA:270(U):G:H8	1.68	0.58
25:DA:1647:G:H3'	25:DA:1647:G:OP2	2.02	0.58
25:DA:1839:G:H5'	25:DA:1839:G:H8	1.68	0.58
2:AZ:1:C:H2'	2:AZ:2:G:C8	2.36	0.58
25:BA:970:C:H2'	25:BA:971:C:H6	1.67	0.58
36:BP:9:ASN:N	36:BP:10:PRO:HD3	2.19	0.58
1:CA:475:G:H2'	1:CA:476:G:C8	2.38	0.58
1:CA:1499:A:H1'	1:CA:1520:G:H5'	1.84	0.58
1:CA:1520:G:H2'	1:CA:1521:G:H8	1.65	0.58
5:CC:20:SER:HB2	5:CC:40:ARG:NH1	2.18	0.58
5:CC:22:TRP:HB3	5:CC:59:ARG:H	1.69	0.58
32:DI:130:TYR:HD2	32:DI:132:PRO:HG3	1.67	0.58
40:DT:16:ARG:H	40:DT:79:HIS:HD2	1.51	0.58
47:D0:24:LYS:HB2	47:D0:37:LEU:O	2.03	0.58
48:D1:46:LEU:HD21	48:D1:61:ARG:NE	2.18	0.58
52:D5:3:LYS:HD3	25:DA:747:U:P	2.43	0.58
25:DA:516:C:O2'	25:DA:1262:A:H5'	2.03	0.58
25:DA:1548:C:H2'	25:DA:1549:C:C6	2.38	0.58
1:AA:688:G:H2'	1:AA:689:C:C6	2.39	0.58
1:AA:1347:G:N2	1:AA:1373:G:H2'	2.19	0.58
22:AT:67:ALA:HA	22:AT:72:LEU:O	2.04	0.58
25:BA:1496:A:H1'	25:BA:1577:C:HO2'	1.68	0.58
25:BA:1632:A:H8	25:BA:1632:A:O5'	1.84	0.58
25:BA:1902:C:H5'	27:BD:246:PRO:HD3	1.86	0.58
30:BG:47:LYS:HG3	30:BG:82:LEU:HD22	1.84	0.58
36:BP:39:LYS:CD	36:BP:40:SER:H	2.17	0.58
40:BT:132:LYS:O	40:BT:136:GLN:HG3	2.04	0.58
1:CA:261:U:H5	22:CT:79:ARG:CZ	2.15	0.58
4:CB:19:HIS:CD2	4:CB:20:GLU:H	2.21	0.58
10:CH:110:ALA:HB3	10:CH:121:ASP:HB3	1.83	0.58
12:CJ:48:THR:HA	12:CJ:62:HIS:HB3	1.84	0.58
14:CL:82:VAL:HG22	14:CL:83:LEU:H	1.68	0.58
24:CX:5:LEU:HD22	24:CX:48:ILE:HD12	1.85	0.58

*Continued on next page...*

*Continued from previous page...*

Atom-1	Atom-2	Interatomic distance (Å)	Clash overlap (Å)
27:DD:222:ARG:HG3	25:DA:1789:A:OP1	2.03	0.58
32:DI:95:LYS:O	32:DI:99:GLU:HB2	2.03	0.58
38:DR:12:ARG:HD3	38:DR:16:HIS:CE1	2.38	0.58
44:DX:26:TYR:HB3	44:DX:92:LEU:HD13	1.84	0.58
48:D1:83:GLU:HG2	48:D1:84:GLY:N	2.18	0.58
25:DA:283:A:H2	25:DA:427:U:H1'	1.68	0.58
25:DA:1434:A:H61	25:DA:1558:A:N6	1.99	0.58
25:DA:1794:U:H2'	25:DA:1795:C:C6	2.32	0.58
25:DA:2554:U:H2'	25:DA:2555:U:C6	2.38	0.58
5:AC:20:SER:HB2	5:AC:40:ARG:NH1	2.19	0.58
25:BA:516:C:O2'	25:BA:1262:A:H5'	2.04	0.58
25:BA:1647:G:H3'	25:BA:1647:G:OP2	2.03	0.58
25:BA:1825:A:H2'	25:BA:1826:G:C8	2.38	0.58
25:BA:2142:C:H2'	25:BA:2143:C:C6	2.38	0.58
27:BD:34:VAL:O	27:BD:35:LYS:HD3	2.04	0.58
27:BD:140:THR:HG22	27:BD:141:VAL:N	2.18	0.58
28:BE:151:TYR:HB3	34:BN:102:PRO:HG3	1.85	0.58
41:BU:92:ARG:HH11	41:BU:92:ARG:CB	2.16	0.58
44:BX:89:ILE:HG22	44:BX:92:LEU:H	1.68	0.58
1:CA:603:U:H2'	1:CA:604:G:C8	2.38	0.58
4:CB:162:ILE:HD12	4:CB:162:ILE:O	2.04	0.58
24:CX:88:LEU:HA	24:CX:91:GLU:HB2	1.86	0.58
25:DA:1230:C:H2'	25:DA:1231:G:H8	1.68	0.58
2:AZ:50:U:H2'	2:AZ:51:C:C6	2.39	0.58
6:AD:57:ARG:HB3	6:AD:206:PHE:HB2	1.86	0.58
11:AI:85:LEU:O	11:AI:89:ASN:HB2	2.02	0.58
14:AL:44:PRO:HG3	14:AL:52:ARG:HD3	1.84	0.58
14:AL:82:VAL:HG22	14:AL:83:LEU:H	1.67	0.58
25:BA:83:G:N2	25:BA:102:G:H2'	2.18	0.58
26:BB:40:U:H1'	26:BB:45:A:N6	2.18	0.58
27:BD:69:ARG:HH21	27:BD:130:ALA:HB2	1.68	0.58
28:BE:119:ARG:HD2	28:BE:120:TRP:NE1	2.19	0.58
31:BH:149:ARG:HA	31:BH:162:ILE:HG12	1.86	0.58
49:B2:43:GLN:O	49:B2:44:LEU:HG	2.03	0.58
2:CZ:71:C:H2'	2:CZ:72:A:C8	2.38	0.58
4:CB:80:ILE:HD11	4:CB:208:ILE:HG23	1.84	0.58
39:DS:35:ILE:O	39:DS:53:SER:HB2	2.03	0.58
44:DX:31:HIS:CD2	44:DX:33:LYS:H	2.22	0.58
53:D6:27:LYS:HZ1	25:DA:2285:C:H5	1.48	0.58
25:DA:141(A):A:H5''	25:DA:141(B):C:C5	2.34	0.58
25:DA:214:G:H1'	25:DA:216:A:O2'	2.02	0.58

*Continued on next page...*

*Continued from previous page...*

Atom-1	Atom-2	Interatomic distance (Å)	Clash overlap (Å)
25:DA:407:G:H2'	25:DA:408:G:C8	2.38	0.58
7:AE:6:PHE:CD2	7:AE:36:ASP:HB3	2.34	0.58
11:AI:15:ALA:HA	11:AI:65:VAL:HA	1.86	0.58
25:BA:55:G:H2'	25:BA:56:A:H8	1.68	0.58
25:BA:247:G:H4'	25:BA:386:G:C6	2.39	0.58
25:BA:307:G:O5'	25:BA:307:G:H8	1.87	0.58
25:BA:407:G:H2'	25:BA:408:G:C8	2.38	0.58
25:BA:539:G:H2'	25:BA:540:G:H8	1.68	0.58
25:BA:2271:G:H2'	25:BA:2272:U:C6	2.38	0.58
34:BN:126:VAL:O	34:BN:130:LEU:HD12	2.04	0.58
38:BR:28:LEU:HD11	38:BR:116:LEU:HD21	1.85	0.58
41:BU:92:ARG:HD3	41:BU:94:ASN:HB3	1.85	0.58
41:BU:92:ARG:HD2	41:BU:95:LEU:HG	1.86	0.58
1:CA:1152:A:H5''	12:CJ:13:HIS:CD2	2.37	0.58
1:CA:1513:A:H2'	1:CA:1514:C:C6	2.38	0.58
28:DE:187:ALA:HB3	25:DA:2729:G:H1'	1.86	0.58
29:DF:67:GLN:NE2	25:DA:675:A:H4'	2.19	0.58
30:DG:86:MET:N	30:DG:87:PRO:HD2	2.19	0.58
30:DG:91:ARG:HG3	25:DA:2313:C:H4'	1.86	0.58
36:DP:9:ASN:N	36:DP:10:PRO:HD3	2.18	0.58
40:DT:77:PRO:HB2	40:DT:80:SER:HB2	1.85	0.58
41:DU:15:LYS:O	41:DU:19:LYS:HG3	2.02	0.58
47:D0:19:LYS:HB2	47:D0:21:LEU:HD11	1.85	0.58
49:D2:46:GLN:O	49:D2:49:LYS:HD3	2.03	0.58
25:DA:1825:A:H2'	25:DA:1826:G:C8	2.38	0.58
1:AA:744:C:H2'	1:AA:745:C:C6	2.39	0.58
1:AA:1118:C:H6	1:AA:1118:C:H5'	1.69	0.58
9:AG:15:ASP:CB	9:AG:20:ASP:H	2.17	0.58
25:BA:2554:U:H2'	25:BA:2555:U:C6	2.39	0.58
27:BD:118:VAL:HG22	27:BD:119:ALA:H	1.69	0.58
35:BO:35:VAL:HG23	35:BO:65:THR:HG23	1.86	0.58
41:BU:92:ARG:HD2	41:BU:95:LEU:H	1.67	0.58
43:BW:73:ALA:O	43:BW:106:ILE:HG12	2.03	0.58
1:CA:744:C:H2'	1:CA:745:C:C6	2.39	0.58
1:CA:878:G:H5'	10:CH:89:PRO:HG2	1.85	0.58
4:CB:97:TRP:HZ2	4:CB:102:LEU:HD13	1.67	0.58
6:CD:3:ARG:HD3	6:CD:5:ILE:HD11	1.85	0.58
12:CJ:49:VAL:O	12:CJ:60:ARG:HB2	2.04	0.58
21:CS:69:HIS:HB3	21:CS:73:GLU:HG3	1.86	0.58
22:CT:67:ALA:HA	22:CT:72:LEU:O	2.04	0.58
28:DE:151:TYR:HB3	34:DN:102:PRO:HG3	1.86	0.58

*Continued on next page...*

*Continued from previous page...*

Atom-1	Atom-2	Interatomic distance (Å)	Clash overlap (Å)
32:DI:109:ILE:HD13	32:DI:109:ILE:H	1.69	0.58
37:DQ:6:ARG:O	37:DQ:7:MET:HB2	2.03	0.58
44:DX:15:GLU:H	44:DX:15:GLU:CD	2.05	0.58
1:AA:892:A:H2'	1:AA:893:C:H6	1.67	0.58
1:AA:1097:C:H2'	1:AA:1098:C:C6	2.39	0.58
1:AA:1513:A:H2'	1:AA:1514:C:C6	2.39	0.58
11:AI:113:LYS:HG2	11:AI:119:ALA:HA	1.85	0.58
18:AP:22:THR:HA	18:AP:33:ILE:HG12	1.86	0.58
25:BA:214:G:H1'	25:BA:216:A:O2'	2.03	0.58
25:BA:1608:A:H1'	25:BA:1610:A:OP2	2.04	0.58
32:BI:56:LYS:HA	32:BI:59:ALA:HB3	1.85	0.58
37:BQ:66:ILE:HG22	37:BQ:104:PHE:CD2	2.38	0.58
38:BR:10:LEU:HB2	38:BR:17:ARG:HE	1.68	0.58
43:BW:51:LEU:HD23	43:BW:105:VAL:HG11	1.86	0.58
1:CA:258:G:H2'	1:CA:259:G:H8	1.68	0.58
1:CA:1285:A:H4'	1:CA:1286:A:O5'	2.04	0.58
11:CI:15:ALA:HA	11:CI:65:VAL:HA	1.86	0.58
12:CJ:82:ILE:O	12:CJ:86:MET:HB2	2.04	0.58
18:CP:22:THR:HA	18:CP:33:ILE:HG12	1.86	0.58
24:CX:163:ARG:HA	24:CX:163:ARG:HE	1.69	0.58
27:DD:32:SER:HA	27:DD:36:PRO:HG2	1.84	0.58
27:DD:34:VAL:O	27:DD:35:LYS:HD3	2.04	0.58
27:DD:161:THR:H	27:DD:196:VAL:HB	1.69	0.58
41:DU:92:ARG:HD2	41:DU:95:LEU:HG	1.85	0.58
42:DV:49:THR:HB	42:DV:50:PRO:HD2	1.85	0.58
46:DZ:51:ALA:HB1	46:DZ:57:ILE:HD11	1.86	0.58
25:DA:1175:U:H4'	25:DA:1175:U:OP1	2.04	0.58
25:DA:1230:C:H2'	25:DA:1231:G:C8	2.39	0.58
25:DA:1496:A:H1'	25:DA:1577:C:HO2'	1.67	0.58
25:DA:1786:A:H3'	25:DA:1787:A:C8	2.38	0.58
26:DB:35:U:H2'	26:DB:36:C:C6	2.39	0.58
25:BA:2011:U:H2'	25:BA:2012:G:O4'	2.03	0.58
25:BA:2590:A:H2'	25:BA:2591:C:C6	2.39	0.58
36:BP:40:SER:O	36:BP:41:ARG:HD2	2.04	0.58
39:BS:34:HIS:ND1	39:BS:54:LEU:HB2	2.19	0.58
42:BV:38:LEU:O	42:BV:39:LEU:HD13	2.04	0.58
43:BW:29:LEU:HG	43:BW:33:ARG:HE	1.67	0.58
46:BZ:118:GLN:HB2	46:BZ:173:ALA:O	2.03	0.58
1:CA:926:G:H22	3:CV:15:A:H3'	1.69	0.58
5:CC:66:VAL:HB	5:CC:101:LEU:HD23	1.85	0.58
15:CM:14:ARG:HG2	15:CM:44:ARG:NH1	2.19	0.58

*Continued on next page...*

*Continued from previous page...*

Atom-1	Atom-2	Interatomic distance (Å)	Clash overlap (Å)
31:DH:149:ARG:HA	31:DH:162:ILE:HG12	1.86	0.58
36:DP:105:LEU:CB	25:DA:626:U:H3	2.17	0.58
40:DT:28:VAL:HG23	40:DT:87:ASP:O	2.03	0.58
41:DU:34:LYS:HE2	41:DU:34:LYS:HA	1.84	0.58
46:DZ:10:ARG:NH2	46:DZ:26:GLY:H	2.01	0.58
51:D4:46:ASN:HB2	51:D4:64:LYS:CB	2.34	0.58
25:DA:959:A:H2'	25:DA:960:A:C8	2.37	0.58
25:DA:2142:C:H2'	25:DA:2143:C:C6	2.39	0.58
1:AA:1203:C:H2'	1:AA:1204:A:H8	1.68	0.58
25:BA:1817:G:H3'	27:BD:157:ARG:NH2	2.19	0.58
25:BA:2313:C:H4'	30:BG:91:ARG:HG3	1.86	0.58
38:BR:12:ARG:HD3	38:BR:16:HIS:CE1	2.38	0.58
39:BS:14:VAL:HG12	39:BS:18:ILE:HD11	1.86	0.58
40:BT:25:GLY:H	40:BT:49:VAL:HG13	1.69	0.58
45:BY:76:CYS:CB	45:BY:77:PRO:CD	2.81	0.58
48:B1:62:VAL:HG22	48:B1:63:ALA:N	2.18	0.58
1:CA:1199:U:H4'	12:CJ:54:PHE:CE1	2.39	0.58
13:CK:57:THR:HG22	13:CK:59:TYR:H	1.69	0.58
27:DD:5:LYS:N	27:DD:5:LYS:HD2	2.19	0.58
30:DG:7:LEU:HA	30:DG:10:LYS:HD2	1.86	0.58
32:DI:98:ALA:HA	32:DI:109:ILE:HD11	1.86	0.58
45:DY:76:CYS:SG	45:DY:77:PRO:HD2	2.43	0.58
46:DZ:180:VAL:HG23	46:DZ:181:GLU:H	1.69	0.58
49:D2:43:GLN:O	49:D2:44:LEU:HG	2.04	0.58
25:DA:2115:G:H1'	25:DA:2171:A:H61	1.69	0.58
4:AB:17:PHE:HB2	4:AB:42:ILE:HG22	1.86	0.57
4:AB:168:THR:HG1	4:AB:192:SER:HA	1.69	0.57
4:AB:178:ARG:HD2	10:AH:71:GLY:O	2.04	0.57
5:AC:22:TRP:HB3	5:AC:59:ARG:H	1.68	0.57
5:AC:89:GLU:O	5:AC:93:LYS:HB2	2.04	0.57
7:AE:151:LEU:HD13	10:AH:77:GLU:HG2	1.86	0.57
14:AL:68:TYR:O	14:AL:99:ILE:HG22	2.03	0.57
15:AM:14:ARG:HG2	15:AM:44:ARG:NH1	2.19	0.57
25:BA:910:A:C6	25:BA:911:A:C6	2.92	0.57
25:BA:990:A:C6	25:BA:1186:G:H1'	2.38	0.57
25:BA:1384:A:N3	25:BA:1405:U:H1'	2.19	0.57
25:BA:2293:C:H4'	39:BS:93:LYS:NZ	2.19	0.57
25:BA:2600:A:O2'	25:BA:2601:C:H5'	2.04	0.57
29:BF:81:PRO:HB3	29:BF:89:VAL:HG22	1.84	0.57
30:BG:55:LYS:O	30:BG:59:GLU:HG3	2.03	0.57
36:BP:62:LEU:HD13	36:BP:62:LEU:N	2.19	0.57

*Continued on next page...*



*Continued from previous page...*

Atom-1	Atom-2	Interatomic distance (Å)	Clash overlap (Å)
37:BQ:27:VAL:HG23	46:BZ:81:ARG:NH2	2.19	0.57
40:BT:77:PRO:HB2	40:BT:80:SER:HB2	1.86	0.57
41:BU:36:ARG:HG2	41:BU:40:PHE:CE1	2.39	0.57
44:BX:31:HIS:CD2	44:BX:33:LYS:H	2.22	0.57
1:CA:1097:C:H2'	1:CA:1098:C:C6	2.38	0.57
21:CS:49:ILE:H	21:CS:49:ILE:HD12	1.69	0.57
27:DD:204:ILE:HD12	27:DD:204:ILE:O	2.04	0.57
28:DE:51:PHE:HB3	28:DE:52:LEU:HD12	1.86	0.57
30:DG:28:VAL:O	30:DG:31:VAL:HG12	2.04	0.57
45:DY:4:LYS:H	45:DY:4:LYS:HD3	1.69	0.57
46:DZ:46:LYS:HD3	25:DA:1040:C:H4'	1.86	0.57
48:D1:82:LEU:O	48:D1:83:GLU:HB2	2.04	0.57
25:DA:1766:U:H2'	25:DA:1767:C:C6	2.38	0.57
25:DA:1771:C:H2'	25:DA:1772:G:C8	2.39	0.57
25:DA:1789:A:H2'	25:DA:1790:C:O4'	2.02	0.57
1:AA:1233:G:H2'	1:AA:1234:C:C6	2.39	0.57
6:AD:49:ARG:NH2	6:AD:50:ARG:HB2	2.19	0.57
25:BA:1040:C:H4'	46:BZ:46:LYS:HD3	1.85	0.57
25:BA:1175:U:OP1	25:BA:1175:U:H4'	2.03	0.57
25:BA:2028:U:H2'	25:BA:2029:G:C8	2.38	0.57
28:BE:120:TRP:HB2	28:BE:122:PHE:CE1	2.39	0.57
30:BG:7:LEU:HA	30:BG:10:LYS:HD2	1.86	0.57
34:BN:40:ASP:CG	34:BN:41:ALA:H	2.08	0.57
40:BT:28:VAL:HG23	40:BT:87:ASP:O	2.03	0.57
1:CA:688:G:H2'	1:CA:689:C:H6	1.68	0.57
1:CA:1233:G:H2'	1:CA:1234:C:C6	2.39	0.57
9:CG:15:ASP:CB	9:CG:20:ASP:H	2.17	0.57
22:CT:45:GLN:HG2	22:CT:91:LEU:HD22	1.85	0.57
29:DF:139:PHE:CB	29:DF:166:ALA:HB1	2.31	0.57
39:DS:34:HIS:ND1	39:DS:54:LEU:HB2	2.19	0.57
41:DU:31:SER:O	41:DU:32:PHE:C	2.42	0.57
43:DW:51:LEU:HD23	43:DW:105:VAL:HG11	1.86	0.57
25:DA:2210:G:H3'	25:DA:2210:G:N3	2.19	0.57
12:AJ:32:ALA:H	12:AJ:78:ASN:ND2	2.02	0.57
22:AT:40:ALA:HB2	22:AT:55:ILE:HG22	1.86	0.57
24:AX:87:ALA:O	24:AX:91:GLU:HG2	2.03	0.57
26:BB:45:A:H1'	30:BG:95:ARG:NH1	2.19	0.57
27:BD:62:TYR:HA	27:BD:87:ASN:ND2	2.19	0.57
34:BN:36:TRP:O	34:BN:158:PRO:HG2	2.05	0.57
40:BT:26:ASP:HB2	40:BT:91:ARG:HA	1.85	0.57
48:B1:11:ARG:HH11	48:B1:61:ARG:N	2.02	0.57

*Continued on next page...*

*Continued from previous page...*

Atom-1	Atom-2	Interatomic distance (Å)	Clash overlap (Å)
48:B1:83:GLU:HG2	48:B1:84:GLY:N	2.18	0.57
4:CB:235:SER:O	4:CB:239:VAL:HG23	2.03	0.57
5:CC:89:GLU:O	5:CC:93:LYS:HB2	2.05	0.57
17:CO:44:LYS:O	17:CO:47:LYS:HE3	2.04	0.57
21:CS:63:THR:HG22	21:CS:66:MET:HE3	1.85	0.57
41:DU:62:ILE:HG23	41:DU:76:TYR:CE1	2.39	0.57
41:DU:92:ARG:HG2	42:DV:11:GLN:HG3	1.86	0.57
46:DZ:10:ARG:HH21	46:DZ:26:GLY:H	1.53	0.57
25:DA:675:A:O2'	25:DA:676:A:H5'	2.04	0.57
25:DA:1923:U:H2'	25:DA:1924:C:H6	1.69	0.57
1:AA:1285:A:H4'	1:AA:1286:A:O5'	2.04	0.57
25:BA:626:U:H3	36:BP:105:LEU:CB	2.17	0.57
25:BA:1833:U:H2'	25:BA:1834:U:H6	1.70	0.57
27:BD:231:HIS:CG	27:BD:232:PRO:HD2	2.39	0.57
28:BE:171:GLU:HG2	28:BE:185:LYS:HG2	1.87	0.57
32:BI:114:LEU:HD21	32:BI:128:LEU:HD13	1.85	0.57
45:BY:7:VAL:HB	45:BY:8:LYS:HZ2	1.68	0.57
1:CA:1327:C:H2'	1:CA:1328:C:C6	2.40	0.57
9:CG:111:ARG:HB3	9:CG:113:GLU:HG2	1.85	0.57
27:DD:133:LEU:HD13	27:DD:173:VAL:HG13	1.87	0.57
29:DF:110:LEU:HD11	29:DF:181:LEU:HB3	1.86	0.57
34:DN:135:LEU:HD13	25:DA:558:G:H5'	1.87	0.57
35:DO:35:VAL:HG23	35:DO:65:THR:HG23	1.86	0.57
41:DU:92:ARG:HD3	41:DU:94:ASN:HB3	1.86	0.57
43:DW:73:ALA:O	43:DW:106:ILE:HG12	2.04	0.57
53:D6:11:LEU:HD21	53:D6:51:GLU:CD	2.25	0.57
25:DA:1138:G:H2'	25:DA:1139:G:O4'	2.05	0.57
25:DA:1972:A:H2'	25:DA:1973:G:C8	2.39	0.57
1:AA:256:U:H2'	1:AA:257:G:C8	2.39	0.57
1:AA:684:A:H2'	1:AA:685:G:H8	1.67	0.57
9:AG:91:VAL:HG12	9:AG:92:SER:H	1.68	0.57
21:AS:40:ILE:HG12	21:AS:71:LEU:HD23	1.87	0.57
24:AX:5:LEU:HD22	24:AX:48:ILE:HD12	1.86	0.57
25:BA:2210:G:H3'	25:BA:2210:G:N3	2.19	0.57
25:BA:2553:G:H2'	25:BA:2554:U:O4'	2.03	0.57
25:BA:2573:C:H5''	25:BA:2574:G:H5''	1.85	0.57
29:BF:63:LYS:HZ3	29:BF:67:GLN:HG2	1.69	0.57
51:B4:46:ASN:HB2	51:B4:64:LYS:CB	2.35	0.57
53:B6:11:LEU:HD21	53:B6:51:GLU:CD	2.24	0.57
12:CJ:96:ILE:HD13	12:CJ:96:ILE:H	1.69	0.57
24:CX:325:GLU:HG3	24:CX:326:GLY:H	1.70	0.57

*Continued on next page...*

*Continued from previous page...*

Atom-1	Atom-2	Interatomic distance (Å)	Clash overlap (Å)
29:DF:67:GLN:HE21	25:DA:675:A:H4'	1.69	0.57
30:DG:95:ARG:NH1	26:DB:45:A:H1'	2.19	0.57
32:DI:130:TYR:CD2	32:DI:132:PRO:HG3	2.40	0.57
36:DP:16:ARG:CZ	36:DP:18:ARG:HG3	2.33	0.57
36:DP:89:ALA:HB1	36:DP:121:LYS:HD3	1.87	0.57
37:DQ:27:VAL:HG23	46:DZ:81:ARG:NH2	2.19	0.57
42:DV:38:LEU:O	42:DV:39:LEU:HD13	2.05	0.57
25:DA:676:A:H8	25:DA:2069:G:H21	1.52	0.57
25:DA:2410:G:H2'	25:DA:2411:A:H8	1.70	0.57
1:AA:1199:U:H4'	12:AJ:54:PHE:CE1	2.40	0.57
4:AB:162:ILE:HD12	4:AB:162:ILE:O	2.03	0.57
16:AN:24:CYS:HB3	16:AN:29:ARG:H	1.69	0.57
25:BA:1230:C:H2'	25:BA:1231:G:H8	1.69	0.57
30:BG:28:VAL:O	30:BG:31:VAL:HG12	2.05	0.57
32:BI:95:LYS:O	32:BI:99:GLU:HB2	2.04	0.57
45:BY:76:CYS:SG	45:BY:77:PRO:HD2	2.44	0.57
46:BZ:70:LEU:HD21	46:BZ:91:LEU:HG	1.87	0.57
46:BZ:166:SER:O	46:BZ:168:GLU:N	2.38	0.57
53:B6:30:THR:O	53:B6:32:ASN:N	2.37	0.57
1:CA:1301:U:H3'	1:CA:1302:U:H5''	1.87	0.57
7:CE:151:LEU:HD13	10:CH:77:GLU:HG2	1.86	0.57
14:CL:123:LYS:HG3	14:CL:124:PRO:HD2	1.87	0.57
32:DI:6:LEU:HD23	32:DI:6:LEU:H	1.69	0.57
25:DA:2271:G:H2'	25:DA:2272:U:C6	2.38	0.57
1:AA:688:G:H2'	1:AA:689:C:H6	1.70	0.57
1:AA:936:C:H2'	1:AA:937:A:O4'	2.05	0.57
1:AA:1301:U:H3'	1:AA:1302:U:H5''	1.87	0.57
1:AA:1327:C:H2'	1:AA:1328:C:C6	2.40	0.57
25:BA:1328:G:H8	25:BA:1328:G:O5'	1.88	0.57
25:BA:1669:A:H5''	25:BA:2550:G:OP1	2.05	0.57
25:BA:1839:G:H8	25:BA:1839:G:H5'	1.70	0.57
25:BA:2729:G:H1'	28:BE:187:ALA:HB3	1.86	0.57
27:BD:161:THR:H	27:BD:196:VAL:HB	1.69	0.57
32:BI:6:LEU:HD23	32:BI:6:LEU:H	1.70	0.57
33:BJ:57:THR:HG23	33:BJ:60:ARG:HH12	1.69	0.57
37:BQ:141:GLN:HA	46:BZ:71:VAL:O	2.04	0.57
44:BX:64:LYS:HG2	44:BX:65:ARG:N	2.19	0.57
47:B0:24:LYS:HB2	47:B0:37:LEU:O	2.04	0.57
48:B1:46:LEU:O	48:B1:46:LEU:HD23	2.05	0.57
1:CA:1333:A:H2'	1:CA:1334:G:O4'	2.05	0.57
34:DN:34:PRO:HB3	34:DN:74:PHE:CE1	2.40	0.57

*Continued on next page...*

*Continued from previous page...*

Atom-1	Atom-2	Interatomic distance (Å)	Clash overlap (Å)
34:DN:126:VAL:O	34:DN:130:LEU:HD12	2.05	0.57
25:DA:482:A:H1'	25:DA:498:G:N2	2.19	0.57
25:DA:2206:C:H2'	25:DA:2207:C:H6	1.69	0.57
25:DA:2286:A:H4'	25:DA:2287:A:O4'	2.05	0.57
1:AA:238:G:P	19:AQ:25:ARG:HH22	2.28	0.57
1:AA:878:G:H5'	10:AH:89:PRO:HG2	1.86	0.57
1:AA:1355:G:H2'	1:AA:1356:G:C8	2.39	0.57
4:AB:51:LEU:HD23	4:AB:201:ILE:HD12	1.87	0.57
21:AS:31:ILE:HG23	21:AS:49:ILE:HA	1.87	0.57
22:AT:45:GLN:HG2	22:AT:91:LEU:HD22	1.85	0.57
25:BA:49:A:H4'	25:BA:50:U:H5''	1.86	0.57
25:BA:442:G:H1'	29:BF:48:THR:HG21	1.87	0.57
25:BA:1590:U:H2'	25:BA:1591:G:C8	2.39	0.57
25:BA:1771:C:H2'	25:BA:1772:G:C8	2.40	0.57
25:BA:1970:A:H5''	25:BA:1971:A:OP1	2.04	0.57
25:BA:1972:A:H2'	25:BA:1973:G:C8	2.39	0.57
25:BA:2020:A:H5'	52:B5:12:SER:HB3	1.87	0.57
25:BA:2115:G:H1'	25:BA:2171:A:H61	1.69	0.57
29:BF:139:PHE:CB	29:BF:166:ALA:HB1	2.31	0.57
32:BI:98:ALA:HA	32:BI:109:ILE:HD11	1.85	0.57
34:BN:58:ARG:HH21	34:BN:131:PRO:HG3	1.70	0.57
36:BP:114:ILE:HD12	36:BP:114:ILE:O	2.05	0.57
41:BU:66:ASN:O	41:BU:70:ARG:HB2	2.05	0.57
1:CA:121:C:N4	1:CA:237:C:H41	2.03	0.57
1:CA:397:A:H5'	1:CA:398:C:OP1	2.05	0.57
27:DD:69:ARG:HH21	27:DD:130:ALA:HB2	1.68	0.57
27:DD:144:ALA:HB3	27:DD:192:THR:HG22	1.86	0.57
29:DF:126:VAL:O	29:DF:196:LEU:HG	2.05	0.57
39:DS:14:VAL:HG12	39:DS:18:ILE:HD11	1.86	0.57
48:D1:20:ARG:NH1	25:DA:380:U:H1'	2.19	0.57
48:D1:46:LEU:O	48:D1:46:LEU:HD23	2.05	0.57
53:D6:30:THR:O	53:D6:32:ASN:N	2.38	0.57
25:DA:27:G:H1'	25:DA:513:A:N6	2.19	0.57
25:DA:1434:A:H2'	25:DA:1435:G:C8	2.40	0.57
25:DA:1590:U:H2'	25:DA:1591:G:C8	2.40	0.57
25:DA:2681:C:H5	25:DA:2725:A:N6	1.98	0.57
1:AA:296:U:H2'	1:AA:297:G:C8	2.40	0.57
1:AA:1127:G:N2	1:AA:1147:C:H42	2.03	0.57
21:AS:49:ILE:H	21:AS:49:ILE:HD12	1.70	0.57
22:AT:58:LYS:O	22:AT:62:LEU:HB2	2.05	0.57
24:AX:88:LEU:HA	24:AX:91:GLU:HB2	1.85	0.57

*Continued on next page...*

*Continued from previous page...*

Atom-1	Atom-2	Interatomic distance (Å)	Clash overlap (Å)
25:BA:534:U:H3	25:BA:559:G:H1	1.52	0.57
25:BA:686:G:H21	25:BA:788:A:H61	1.53	0.57
25:BA:1578:U:C2'	25:BA:1579:A:H5''	2.32	0.57
25:BA:1923:U:H2'	25:BA:1924:C:H6	1.70	0.57
25:BA:2689:U:H4'	25:BA:2690:C:H6	1.70	0.57
29:BF:178:PRO:HB2	29:BF:201:VAL:HG11	1.87	0.57
46:BZ:10:ARG:NH2	46:BZ:26:GLY:H	2.02	0.57
1:CA:936:C:H2'	1:CA:937:A:O4'	2.05	0.57
4:CB:17:PHE:HB2	4:CB:42:ILE:HG22	1.85	0.57
24:CX:184:PRO:HG2	24:CX:187:GLU:HG2	1.87	0.57
24:CX:234:THR:HG23	24:CX:235:THR:H	1.69	0.57
33:DJ:57:THR:HG23	33:DJ:60:ARG:HH12	1.69	0.57
25:DA:910:A:C6	25:DA:911:A:C6	2.93	0.57
25:DA:2573:C:H5''	25:DA:2574:G:H5''	1.86	0.57
1:AA:678:U:H2'	1:AA:679:C:C6	2.39	0.57
6:AD:76:ARG:HD3	6:AD:207:TYR:CE2	2.40	0.57
11:AI:10:ARG:HH21	11:AI:107:ARG:HB2	1.70	0.57
14:AL:5:THR:HG23	14:AL:8:GLN:HE21	1.69	0.57
20:AR:74:ARG:HA	20:AR:79:LEU:O	2.05	0.57
24:AX:223:ARG:HG3	24:AX:223:ARG:HH11	1.70	0.57
25:BA:193:U:H2'	25:BA:194:G:H8	1.70	0.57
25:BA:278:A:H61	25:BA:362:U:H3	1.52	0.57
25:BA:655:A:O2'	25:BA:656:G:H5'	2.05	0.57
25:BA:1548:C:H2'	25:BA:1549:C:C6	2.38	0.57
25:BA:1731:G:HO2'	25:BA:1732:A:H8	1.52	0.57
34:BN:34:PRO:HB3	34:BN:74:PHE:CE1	2.39	0.57
45:BY:31:LEU:HD23	45:BY:31:LEU:N	2.20	0.57
1:CA:559:A:H4'	1:CA:560:U:C5'	2.34	0.57
1:CA:1323:G:H2'	1:CA:1324:A:C8	2.40	0.57
2:CZ:50:U:H2'	2:CZ:51:C:C6	2.39	0.57
4:CB:69:LEU:HD22	4:CB:159:PRO:HG2	1.86	0.57
14:CL:37:THR:HG23	14:CL:38:VAL:H	1.69	0.57
20:CR:84:LYS:HA	20:CR:84:LYS:NZ	2.20	0.57
28:DE:120:TRP:HB2	28:DE:122:PHE:CE1	2.40	0.57
36:DP:71:VAL:HB	36:DP:72:PRO:HD3	1.87	0.57
39:DS:93:LYS:NZ	25:DA:2293:C:H4'	2.19	0.57
25:DA:2590:A:H2'	25:DA:2591:C:C6	2.40	0.57
1:AA:1095:U:H2'	1:AA:1096:C:C6	2.40	0.56
16:AN:6:LEU:HD22	16:AN:21:TYR:HH	1.69	0.56
16:AN:12:ARG:HB3	16:AN:14:PRO:HD3	1.85	0.56
25:BA:323:G:H2'	29:BF:169:ASN:OD1	2.05	0.56

*Continued on next page...*

*Continued from previous page...*

Atom-1	Atom-2	Interatomic distance (Å)	Clash overlap (Å)
25:BA:388:G:H5'	25:BA:389:G:OP2	2.04	0.56
25:BA:482:A:H1'	25:BA:498:G:N2	2.19	0.56
25:BA:2292:C:H2'	25:BA:2293:C:C6	2.40	0.56
27:BD:144:ALA:HB3	27:BD:192:THR:HG22	1.87	0.56
30:BG:86:MET:N	30:BG:87:PRO:HD2	2.19	0.56
34:BN:43:GLY:HA2	34:BN:84:ARG:HG3	1.87	0.56
41:BU:92:ARG:HG2	42:BV:11:GLN:HG3	1.86	0.56
46:BZ:167:PRO:O	46:BZ:168:GLU:HB2	2.05	0.56
29:DF:169:ASN:OD1	25:DA:323:G:H2'	2.05	0.56
39:DS:98:VAL:HA	39:DS:101:LEU:HD23	1.87	0.56
46:DZ:102:LEU:HD23	46:DZ:137:ILE:HB	1.86	0.56
46:DZ:166:SER:O	46:DZ:168:GLU:N	2.38	0.56
52:D5:12:SER:HB3	25:DA:2020:A:H5'	1.85	0.56
53:D6:15:GLU:OE2	53:D6:18:ARG:HD2	2.05	0.56
25:DA:1493:C:O2	25:DA:1493:C:H2'	2.04	0.56
25:DA:1669:A:H5''	25:DA:2550:G:OP1	2.05	0.56
12:AJ:78:ASN:O	12:AJ:82:ILE:HG12	2.06	0.56
19:AQ:86:GLU:O	19:AQ:90:ILE:HG12	2.05	0.56
25:BA:651:G:C2'	25:BA:652:U:H5''	2.35	0.56
25:BA:848:G:C2	25:BA:933:A:H1'	2.41	0.56
25:BA:1230:C:H2'	25:BA:1231:G:C8	2.40	0.56
32:BI:58:LEU:HD23	32:BI:61:ARG:HD2	1.87	0.56
40:BT:16:ARG:H	40:BT:79:HIS:CD2	2.23	0.56
46:BZ:51:ALA:HB1	46:BZ:57:ILE:HD11	1.86	0.56
1:CA:231:G:H2'	1:CA:232:G:H8	1.69	0.56
1:CA:296:U:H2'	1:CA:297:G:C8	2.40	0.56
1:CA:678:U:H2'	1:CA:679:C:C6	2.40	0.56
1:CA:892:A:H2'	1:CA:893:C:H6	1.67	0.56
22:CT:58:LYS:O	22:CT:62:LEU:HB2	2.05	0.56
24:CX:223:ARG:HH11	24:CX:223:ARG:HG3	1.70	0.56
29:DF:178:PRO:HB2	29:DF:201:VAL:HG11	1.87	0.56
32:DI:68:LEU:O	32:DI:72:LEU:HB2	2.06	0.56
25:DA:2259:G:H1'	25:DA:2427:C:C2	2.40	0.56
1:AA:231:G:H2'	1:AA:232:G:H8	1.70	0.56
1:AA:559:A:H4'	1:AA:560:U:C5'	2.35	0.56
1:AA:600:C:OP1	10:AH:97:VAL:HG12	2.05	0.56
1:AA:1060:C:H5''	12:AJ:51:ARG:HB3	1.87	0.56
1:AA:1333:A:H2'	1:AA:1334:G:O4'	2.05	0.56
2:AZ:56:C:H2'	2:AZ:57:A:C8	2.41	0.56
4:AB:69:LEU:HD22	4:AB:159:PRO:HG2	1.87	0.56
10:AH:120:THR:H	10:AH:123:GLU:HB2	1.71	0.56

*Continued on next page...*

*Continued from previous page...*

Atom-1	Atom-2	Interatomic distance (Å)	Clash overlap (Å)
15:AM:3:ARG:HA	15:AM:9:ILE:HG12	1.86	0.56
15:AM:87:TYR:HE1	21:AS:76:PRO:HA	1.69	0.56
20:AR:84:LYS:HA	20:AR:84:LYS:NZ	2.19	0.56
24:AX:163:ARG:HA	24:AX:163:ARG:HE	1.70	0.56
24:AX:234:THR:HG23	24:AX:235:THR:H	1.70	0.56
25:BA:27:G:H1'	25:BA:513:A:N6	2.20	0.56
25:BA:428:A:H8	25:BA:428:A:O5'	1.88	0.56
25:BA:657:U:H2'	25:BA:658:C:C6	2.40	0.56
25:BA:1075:C:H2'	25:BA:1076:C:H6	1.68	0.56
25:BA:1126:A:H4'	25:BA:1127:A:H5''	1.87	0.56
25:BA:1187:G:HO2'	25:BA:1188:U:H6	1.54	0.56
25:BA:1505:C:H2'	25:BA:1506:C:C6	2.41	0.56
25:BA:1697:G:H3'	25:BA:1698:A:H5''	1.88	0.56
25:BA:2212:A:H1'	25:BA:2215:G:C4	2.39	0.56
25:BA:2259:G:H1'	25:BA:2427:C:C2	2.39	0.56
25:BA:2286:A:H4'	25:BA:2287:A:O4'	2.05	0.56
33:BJ:66:LEU:HD23	33:BJ:66:LEU:O	2.05	0.56
36:BP:89:ALA:HB1	36:BP:121:LYS:HD3	1.86	0.56
39:BS:99:LYS:O	39:BS:103:GLU:HB2	2.06	0.56
40:BT:118:ARG:HA	40:BT:121:ILE:HB	1.86	0.56
45:BY:49:VAL:O	45:BY:50:ARG:HB2	2.05	0.56
46:BZ:180:VAL:HG23	46:BZ:181:GLU:H	1.69	0.56
1:CA:238:G:P	19:CQ:25:ARG:HH22	2.28	0.56
1:CA:1017:G:H2'	1:CA:1018:C:C6	2.41	0.56
1:CA:1118:C:H6	1:CA:1118:C:H5'	1.70	0.56
17:CO:63:ARG:HH21	17:CO:87:ILE:HG21	1.70	0.56
19:CQ:86:GLU:O	19:CQ:90:ILE:HG12	2.05	0.56
22:CT:40:ALA:HB2	22:CT:55:ILE:HG22	1.87	0.56
30:DG:55:LYS:O	30:DG:59:GLU:HG3	2.06	0.56
37:DQ:141:GLN:HA	46:DZ:71:VAL:O	2.05	0.56
45:DY:35:TYR:CD2	45:DY:69:ALA:HB3	2.41	0.56
48:D1:92:LYS:HE2	25:DA:153:C:OP1	2.06	0.56
25:DA:848:G:C2	25:DA:933:A:H1'	2.40	0.56
25:DA:1328:G:H2'	25:DA:1330:C:C5	2.40	0.56
25:DA:1771:C:H2'	25:DA:1772:G:H8	1.70	0.56
25:DA:2212:A:H1'	25:DA:2215:G:C4	2.39	0.56
25:DA:2410:G:H2'	25:DA:2411:A:C8	2.39	0.56
25:DA:2722:G:H5''	25:DA:2820:A:C2	2.38	0.56
25:DA:2735:G:H2'	25:DA:2736:G:C8	2.40	0.56
1:AA:512:U:H2'	1:AA:513:C:H6	1.71	0.56
4:AB:178:ARG:HG3	10:AH:72:PRO:HA	1.88	0.56

*Continued on next page...*

*Continued from previous page...*

Atom-1	Atom-2	Interatomic distance (Å)	Clash overlap (Å)
8:AF:15:ASP:OD1	8:AF:17:SER:HB2	2.05	0.56
12:AJ:49:VAL:O	12:AJ:60:ARG:HB2	2.05	0.56
12:AJ:82:ILE:O	12:AJ:86:MET:HB2	2.05	0.56
25:BA:1771:C:H2'	25:BA:1772:G:H8	1.70	0.56
25:BA:1788:C:H2'	25:BA:1789:A:H8	1.69	0.56
25:BA:1993:U:H2'	25:BA:1994:C:H6	1.70	0.56
31:BH:144:VAL:O	31:BH:148:ILE:HG12	2.05	0.56
37:BQ:124:LYS:HE2	37:BQ:124:LYS:HA	1.87	0.56
40:BT:16:ARG:H	40:BT:79:HIS:HD2	1.52	0.56
45:BY:8:LYS:N	45:BY:8:LYS:HZ2	2.02	0.56
45:BY:13:VAL:HG11	45:BY:72:VAL:HB	1.87	0.56
1:CA:435:C:H2'	1:CA:436:C:H6	1.71	0.56
12:CJ:49:VAL:HG22	12:CJ:50:ILE:N	2.17	0.56
15:CM:14:ARG:NH1	15:CM:42:ALA:HA	2.20	0.56
34:DN:65:TRP:CD1	41:DU:63:VAL:HG11	2.41	0.56
36:DP:135:LEU:O	36:DP:135:LEU:HD13	2.05	0.56
39:DS:21:THR:HG23	25:DA:2379:G:H5'	1.88	0.56
25:DA:1384:A:N3	25:DA:1405:U:H1'	2.20	0.56
25:DA:2645:G:H3'	25:DA:2646:C:H5'	1.87	0.56
25:DA:2789:C:H1'	25:DA:2892:A:C2	2.41	0.56
1:AA:255:G:H2'	1:AA:256:U:C6	2.40	0.56
1:AA:435:C:H2'	1:AA:436:C:H6	1.71	0.56
4:AB:17:PHE:HB2	4:AB:42:ILE:CG2	2.36	0.56
4:AB:154:LEU:HD13	4:AB:155:LEU:H	1.71	0.56
6:AD:13:ARG:NH2	6:AD:40:PRO:HA	2.20	0.56
12:AJ:96:ILE:HD13	12:AJ:96:ILE:H	1.69	0.56
25:BA:74:A:H4'	25:BA:75:G:O5'	2.05	0.56
25:BA:680:G:H2'	25:BA:681:G:C8	2.40	0.56
25:BA:2410:G:H2'	25:BA:2411:A:C8	2.40	0.56
25:BA:2722:G:H2'	25:BA:2723:C:C6	2.41	0.56
29:BF:110:LEU:HD11	29:BF:181:LEU:HB3	1.86	0.56
33:BJ:3:ASN:CG	33:BJ:4:LYS:H	2.09	0.56
34:BN:58:ARG:NH2	34:BN:131:PRO:HG3	2.21	0.56
34:BN:65:TRP:CD1	41:BU:63:VAL:HG11	2.41	0.56
41:BU:58:ARG:O	41:BU:62:ILE:HG12	2.06	0.56
1:CA:256:U:H2'	1:CA:257:G:C8	2.41	0.56
1:CA:392:G:H2'	1:CA:393:A:C8	2.40	0.56
6:CD:13:ARG:NH2	6:CD:40:PRO:HA	2.20	0.56
8:CF:43:LEU:HB3	8:CF:60:PHE:HB2	1.87	0.56
20:CR:74:ARG:HA	20:CR:79:LEU:O	2.05	0.56
21:CS:31:ILE:HG23	21:CS:49:ILE:HA	1.87	0.56

*Continued on next page...*



*Continued from previous page...*

Atom-1	Atom-2	Interatomic distance (Å)	Clash overlap (Å)
24:CX:5:LEU:HD13	24:CX:52:ARG:HE	1.71	0.56
27:DD:118:VAL:HG22	27:DD:119:ALA:N	2.21	0.56
36:DP:23:PRO:HD2	36:DP:33:ARG:NH2	2.20	0.56
37:DQ:14:ARG:CG	37:DQ:14:ARG:NH1	2.65	0.56
37:DQ:75:THR:HA	37:DQ:88:GLY:HA3	1.88	0.56
39:DS:30:ARG:HB3	39:DS:35:ILE:HD13	1.85	0.56
25:DA:1608:A:H1'	25:DA:1610:A:OP2	2.05	0.56
25:DA:1731:G:HO2'	25:DA:1732:A:H8	1.52	0.56
25:DA:2292:C:H2'	25:DA:2293:C:C6	2.41	0.56
25:DA:2599:G:H2'	25:DA:2600:A:H8	1.70	0.56
25:DA:2893:G:H4'	25:DA:2894:G:H8	1.69	0.56
1:AA:7:G:H21	7:AE:121:LYS:CE	2.19	0.56
9:AG:115:ARG:O	9:AG:118:VAL:HG22	2.06	0.56
25:BA:270(T):G:H5'	25:BA:270(T):G:H8	1.69	0.56
25:BA:2061:G:H5''	25:BA:2503:A:C2	2.41	0.56
25:BA:2415:G:H4'	36:BP:66:GLY:HA2	1.87	0.56
25:BA:2893:G:H4'	25:BA:2894:G:H8	1.69	0.56
29:BF:158:THR:HG21	29:BF:163:VAL:HB	1.88	0.56
36:BP:61:ARG:H	36:BP:61:ARG:HD2	1.70	0.56
40:BT:55:ASN:H	40:BT:59:THR:HB	1.69	0.56
1:CA:7:G:H21	7:CE:121:LYS:CE	2.19	0.56
2:CZ:56:C:H2'	2:CZ:57:A:C8	2.41	0.56
4:CB:28:PHE:HD2	4:CB:194:PRO:HD3	1.71	0.56
10:CH:120:THR:H	10:CH:123:GLU:HB2	1.70	0.56
27:DD:157:ARG:NH2	25:DA:1817:G:H3'	2.21	0.56
36:DP:57:THR:C	36:DP:59:LEU:H	2.09	0.56
40:DT:118:ARG:HA	40:DT:121:ILE:HB	1.87	0.56
25:DA:651:G:C2'	25:DA:652:U:H5''	2.34	0.56
25:DA:2039:C:H2'	25:DA:2040:C:H6	1.71	0.56
25:DA:2478:A:H3'	25:DA:2479:G:C8	2.36	0.56
1:AA:1017:G:H2'	1:AA:1018:C:C6	2.40	0.56
13:AK:57:THR:HG22	13:AK:59:TYR:H	1.71	0.56
25:BA:1270:C:H5''	25:BA:1271:G:O5'	2.06	0.56
25:BA:2150:U:H2'	25:BA:2151:G:H8	1.70	0.56
25:BA:2194:G:H2'	25:BA:2195:C:H6	1.71	0.56
25:BA:2410:G:H2'	25:BA:2411:A:H8	1.71	0.56
25:BA:2822:G:H2'	25:BA:2823:A:H5''	1.88	0.56
31:BH:125:VAL:HG22	31:BH:131:VAL:HG22	1.88	0.56
32:BI:113:ARG:HB2	32:BI:130:TYR:CZ	2.40	0.56
36:BP:16:ARG:NH1	36:BP:18:ARG:HG3	2.21	0.56
47:B0:27:GLU:HB2	47:B0:69:PHE:HD1	1.71	0.56

*Continued on next page...*

*Continued from previous page...*

Atom-1	Atom-2	Interatomic distance (Å)	Clash overlap (Å)
4:CB:154:LEU:HD13	4:CB:155:LEU:H	1.71	0.56
15:CM:87:TYR:HE1	21:CS:76:PRO:HA	1.70	0.56
20:CR:74:ARG:HH21	20:CR:81:PHE:HA	1.71	0.56
27:DD:231:HIS:CG	27:DD:232:PRO:HD2	2.41	0.56
36:DP:114:ILE:HD12	36:DP:114:ILE:O	2.06	0.56
48:D1:19:GLN:HG2	48:D1:41:ARG:HA	1.88	0.56
25:DA:74:A:H4'	25:DA:75:G:O5'	2.05	0.56
25:DA:1014:U:H2'	25:DA:1015:G:C8	2.41	0.56
25:DA:1505:C:H2'	25:DA:1506:C:C6	2.41	0.56
15:AM:14:ARG:NH1	15:AM:42:ALA:HA	2.20	0.56
25:BA:251:A:H5''	36:BP:51:PHE:HE1	1.71	0.56
25:BA:1328:G:H2'	25:BA:1330:C:C5	2.40	0.56
25:BA:2406:U:N3	36:BP:72:PRO:HB2	2.20	0.56
25:BA:2599:G:H2'	25:BA:2600:A:H8	1.71	0.56
27:BD:5:LYS:N	27:BD:5:LYS:HD2	2.21	0.56
27:BD:94:LEU:HD11	27:BD:96:HIS:CE1	2.41	0.56
28:BE:51:PHE:HB3	28:BE:52:LEU:HD12	1.86	0.56
41:BU:62:ILE:HG23	41:BU:76:TYR:CE1	2.41	0.56
48:B1:82:LEU:O	48:B1:83:GLU:HB2	2.05	0.56
1:CA:642:A:H2'	1:CA:643:C:C6	2.41	0.56
4:CB:131:PRO:O	4:CB:135:GLN:HG3	2.05	0.56
15:CM:23:TYR:CE1	15:CM:71:ARG:HB2	2.41	0.56
16:CN:24:CYS:HB3	16:CN:29:ARG:H	1.70	0.56
27:DD:118:VAL:HG22	27:DD:119:ALA:H	1.69	0.56
29:DF:48:THR:HG21	25:DA:442:G:H1'	1.88	0.56
31:DH:58:GLU:O	31:DH:62:LYS:HG3	2.06	0.56
37:DQ:124:LYS:HE2	37:DQ:124:LYS:HA	1.88	0.56
25:DA:193:U:H2'	25:DA:194:G:H8	1.70	0.56
25:DA:401:A:H2'	25:DA:402:A:H8	1.69	0.56
1:AA:22:G:H2'	1:AA:23:C:C6	2.41	0.56
6:AD:200:GLU:O	6:AD:204:ILE:HG13	2.06	0.56
21:AS:69:HIS:HB3	21:AS:73:GLU:HG3	1.86	0.56
24:AX:114:GLY:O	25:BA:1913:A:C2	2.59	0.56
25:BA:216:A:C8	25:BA:432:A:C6	2.94	0.56
25:BA:721:C:H2'	25:BA:722:A:C8	2.41	0.56
25:BA:2359:C:H2'	25:BA:2360:A:O4'	2.06	0.56
25:BA:2379:G:H5'	39:BS:21:THR:HG23	1.88	0.56
26:BB:35:U:H2'	26:BB:36:C:C6	2.40	0.56
28:BE:30:PRO:HD3	28:BE:180:ASN:ND2	2.20	0.56
30:BG:115:ARG:NH2	30:BG:136:ARG:H	2.04	0.56
36:BP:135:LEU:O	36:BP:135:LEU:HD13	2.06	0.56

*Continued on next page...*

*Continued from previous page...*

Atom-1	Atom-2	Interatomic distance (Å)	Clash overlap (Å)
37:BQ:83:MET:HG3	37:BQ:83:MET:O	2.06	0.56
43:BW:78:GLU:OE2	43:BW:99:ARG:HD3	2.06	0.56
46:BZ:10:ARG:HH21	46:BZ:26:GLY:H	1.53	0.56
1:CA:366:C:O2'	1:CA:394:G:N2	2.38	0.56
1:CA:1323:G:H4'	1:CA:136(B):C:N3	2.20	0.56
5:CC:50:ALA:HB2	5:CC:75:VAL:HB	1.88	0.56
8:CF:15:ASP:OD1	8:CF:17:SER:HB2	2.06	0.56
11:CI:10:ARG:HH21	11:CI:107:ARG:HB2	1.70	0.56
40:DT:16:ARG:H	40:DT:79:HIS:CD2	2.23	0.56
48:D1:67:ILE:N	48:D1:68:PRO:HD2	2.20	0.56
25:DA:2637:U:C4	25:DA:2638:G:C6	2.94	0.56
1:AA:397:A:H5'	1:AA:398:C:OP1	2.05	0.56
14:AL:123:LYS:HG3	14:AL:124:PRO:HD2	1.88	0.56
18:AP:20:VAL:HG23	18:AP:34:GLU:O	2.06	0.56
24:AX:325:GLU:HG3	24:AX:326:GLY:H	1.70	0.56
25:BA:960:A:H61	37:BQ:82:ARG:HH21	1.54	0.56
25:BA:1802:A:H2'	25:BA:1803:A:C8	2.40	0.56
48:B1:67:ILE:N	48:B1:68:PRO:HD2	2.21	0.56
49:B2:41:ILE:HD11	49:B2:44:LEU:HD12	1.87	0.56
1:CA:600:C:OP1	10:CH:97:VAL:HG12	2.05	0.56
1:CA:1216:G:H5''	16:CN:5:ALA:HB2	1.88	0.56
6:CD:30:LYS:C	6:CD:32:ALA:H	2.09	0.56
6:CD:76:ARG:HD3	6:CD:207:TYR:CE2	2.41	0.56
27:DD:183:ARG:HB2	27:DD:270:ILE:HG22	1.87	0.56
28:DE:98:PRO:HG3	28:DE:175:VAL:HG12	1.88	0.56
34:DN:40:ASP:CG	34:DN:41:ALA:H	2.08	0.56
34:DN:43:GLY:HA2	34:DN:84:ARG:HG3	1.86	0.56
38:DR:3:HIS:CE1	25:DA:1654:A:OP2	2.59	0.56
40:DT:20:PRO:HD2	40:DT:86:ILE:HG23	1.88	0.56
45:DY:49:VAL:O	45:DY:50:ARG:HB2	2.05	0.56
25:DA:270(T):G:H5'	25:DA:270(T):G:H8	1.70	0.56
25:DA:655:A:O2'	25:DA:656:G:H5'	2.06	0.56
25:DA:680:G:H2'	25:DA:681:G:C8	2.41	0.56
25:DA:1126:A:H4'	25:DA:1127:A:H5''	1.87	0.56
25:DA:2359:C:H2'	25:DA:2360:A:O4'	2.06	0.56
25:DA:2722:G:H2'	25:DA:2723:C:C6	2.41	0.56
1:AA:392:G:H2'	1:AA:393:A:C8	2.41	0.55
1:AA:1504:G:O2'	1:AA:1505:G:OP2	2.24	0.55
4:AB:69:LEU:HB3	4:AB:162:ILE:HG22	1.88	0.55
5:AC:50:ALA:HB2	5:AC:75:VAL:HB	1.88	0.55
17:AO:63:ARG:HH21	17:AO:87:ILE:HG21	1.71	0.55

*Continued on next page...*

*Continued from previous page...*

Atom-1	Atom-2	Interatomic distance (Å)	Clash overlap (Å)
25:BA:1183:G:H2'	25:BA:1184:G:C8	2.37	0.55
25:BA:1434:A:H2'	25:BA:1435:G:C8	2.41	0.55
25:BA:1478:G:O2'	25:BA:1558:A:H2	1.89	0.55
25:BA:2089:U:H2'	25:BA:2090:G:C8	2.41	0.55
25:BA:2113:U:H2'	25:BA:2114:A:H8	1.71	0.55
25:BA:2134:A:H2	25:BA:2159:G:HO2'	1.54	0.55
25:BA:2789:C:H1'	25:BA:2892:A:C2	2.41	0.55
40:BT:20:PRO:HD2	40:BT:86:ILE:HG23	1.87	0.55
43:BW:46:PHE:O	43:BW:50:VAL:HG12	2.06	0.55
1:CA:522:C:H42	1:CA:528:C:H42	1.54	0.55
1:CA:719:C:C2	20:CR:50:ILE:HG12	2.40	0.55
4:CB:51:LEU:HD23	4:CB:201:ILE:HD12	1.87	0.55
13:CK:52:GLY:H	13:CK:55:LYS:HZ1	1.53	0.55
21:CS:50:ALA:HB1	21:CS:57:HIS:HB3	1.88	0.55
30:DG:115:ARG:NH2	30:DG:136:ARG:H	2.04	0.55
32:DI:77:LEU:HG	32:DI:101:LEU:HD13	1.87	0.55
25:DA:782:A:H5'	25:DA:783:A:C2	2.41	0.55
25:DA:1697:G:H3'	25:DA:1698:A:H5''	1.88	0.55
25:DA:2089:U:H2'	25:DA:2090:G:C8	2.41	0.55
26:DB:64:C:H2'	26:DB:65:C:C6	2.41	0.55
1:AA:902:G:H2'	1:AA:903:G:H8	1.72	0.55
4:AB:58:ILE:HG22	4:AB:221:LEU:HD12	1.87	0.55
6:AD:108:LEU:HD23	6:AD:110:PHE:CE2	2.41	0.55
8:AF:23:LYS:O	8:AF:27:GLN:HG2	2.06	0.55
17:AO:44:LYS:O	17:AO:47:LYS:HE3	2.06	0.55
20:AR:74:ARG:HH21	20:AR:81:PHE:HA	1.72	0.55
25:BA:332:A:C6	25:BA:335:C:C2	2.95	0.55
25:BA:859:G:N2	25:BA:916:G:H2'	2.22	0.55
25:BA:1270:C:H5''	25:BA:1271:G:C5'	2.37	0.55
37:BQ:71:ASP:O	37:BQ:73:PRO:HD3	2.06	0.55
37:BQ:138:ASP:O	37:BQ:139:GLU:HB2	2.07	0.55
1:CA:1498:U:H1'	1:CA:1499:A:N7	2.21	0.55
6:CD:94:LEU:HA	6:CD:97:LEU:HD12	1.87	0.55
10:CH:66:GLY:HA3	10:CH:77:GLU:HB3	1.88	0.55
15:CM:3:ARG:HA	15:CM:9:ILE:HG12	1.86	0.55
27:DD:246:PRO:HD3	25:DA:1902:C:H5'	1.88	0.55
29:DF:124:LEU:HB3	29:DF:193:VAL:HG22	1.88	0.55
30:DG:86:MET:N	30:DG:87:PRO:CD	2.69	0.55
31:DH:143:GLN:NE2	25:DA:2744:G:H21	2.04	0.55
32:DI:58:LEU:HD23	32:DI:61:ARG:HD2	1.86	0.55
36:DP:51:PHE:HE1	25:DA:251:A:H5''	1.72	0.55

*Continued on next page...*

*Continued from previous page...*

Atom-1	Atom-2	Interatomic distance (Å)	Clash overlap (Å)
48:D1:11:ARG:HH11	48:D1:61:ARG:N	2.02	0.55
52:D5:9:LYS:HE2	25:DA:2018:G:OP1	2.05	0.55
25:DA:216:A:C8	25:DA:432:A:C6	2.94	0.55
25:DA:528:A:C2	25:DA:2042:A:H2'	2.42	0.55
25:DA:657:U:H2'	25:DA:658:C:C6	2.42	0.55
1:AA:366:C:O2'	1:AA:394:G:N2	2.39	0.55
4:AB:131:PRO:O	4:AB:135:GLN:HG3	2.06	0.55
13:AK:99:GLN:HE22	13:AK:105:VAL:HG21	1.72	0.55
25:BA:116:C:H2'	25:BA:117:G:C8	2.42	0.55
25:BA:153:C:OP1	48:B1:92:LYS:HE2	2.06	0.55
27:BD:118:VAL:HG22	27:BD:119:ALA:N	2.20	0.55
27:BD:183:ARG:HB2	27:BD:270:ILE:HG22	1.88	0.55
31:BH:58:GLU:O	31:BH:62:LYS:HG3	2.06	0.55
36:BP:71:VAL:HB	36:BP:72:PRO:HD3	1.88	0.55
42:BV:22:VAL:CG1	42:BV:23:GLU:H	2.20	0.55
8:CF:23:LYS:O	8:CF:27:GLN:HG2	2.06	0.55
15:CM:91:ARG:HH11	21:CS:81:ARG:HH22	1.54	0.55
20:CR:66:LEU:O	20:CR:70:ILE:HG12	2.06	0.55
24:CX:122:LEU:O	24:CX:125:ARG:HG2	2.06	0.55
24:CX:307:PHE:H	24:CX:308:PRO:HD2	1.71	0.55
29:DF:180:GLY:HA2	25:DA:616:A:N3	2.21	0.55
30:DG:83:ARG:HG3	30:DG:84:LYS:N	2.15	0.55
33:DJ:66:LEU:O	33:DJ:66:LEU:HD23	2.06	0.55
37:DQ:82:ARG:HH21	25:DA:960:A:H61	1.54	0.55
39:DS:18:ILE:HA	39:DS:21:THR:OG1	2.06	0.55
40:DT:55:ASN:H	40:DT:59:THR:HB	1.70	0.55
41:DU:66:ASN:O	41:DU:70:ARG:HB2	2.06	0.55
25:DA:228:A:H5'	25:DA:229:A:OP2	2.06	0.55
25:DA:682:G:H2'	25:DA:683:C:C6	2.41	0.55
25:DA:1270:C:H5''	25:DA:1271:G:O5'	2.07	0.55
25:DA:1478:G:O2'	25:DA:1558:A:H2	1.90	0.55
25:DA:2194:G:H2'	25:DA:2195:C:H6	1.71	0.55
25:DA:2822:G:H2'	25:DA:2823:A:H5''	1.87	0.55
9:AG:100:ALA:O	9:AG:104:LEU:HD23	2.06	0.55
20:AR:66:LEU:O	20:AR:70:ILE:HG12	2.06	0.55
24:AX:184:PRO:HG2	24:AX:187:GLU:HG2	1.88	0.55
25:BA:380:U:H1'	48:B1:20:ARG:NH1	2.21	0.55
25:BA:401:A:H2'	25:BA:402:A:H8	1.69	0.55
25:BA:616:A:N3	29:BF:180:GLY:HA2	2.21	0.55
25:BA:1427:A:H4'	25:BA:1428:C:O5'	2.06	0.55
25:BA:1448:G:H21	25:BA:1529:A:H2	1.54	0.55

*Continued on next page...*

*Continued from previous page...*

Atom-1	Atom-2	Interatomic distance (Å)	Clash overlap (Å)
25:BA:2039:C:H2'	25:BA:2040:C:H6	1.72	0.55
25:BA:2285:C:H5	53:B6:27:LYS:HZ1	1.52	0.55
25:BA:2301:C:H2'	25:BA:2302:G:H8	1.71	0.55
27:BD:133:LEU:HD13	27:BD:173:VAL:HG13	1.87	0.55
32:BI:77:LEU:HG	32:BI:101:LEU:HD13	1.88	0.55
46:BZ:102:LEU:HD23	46:BZ:137:ILE:HB	1.87	0.55
47:B0:53:MET:HA	47:B0:58:THR:O	2.06	0.55
4:CB:69:LEU:HB3	4:CB:162:ILE:HG22	1.88	0.55
28:DE:171:GLU:HG2	28:DE:185:LYS:HG2	1.88	0.55
29:DF:158:THR:HG21	29:DF:163:VAL:HB	1.88	0.55
40:DT:25:GLY:H	40:DT:49:VAL:HG13	1.71	0.55
45:DY:13:VAL:HG11	45:DY:72:VAL:HB	1.89	0.55
25:DA:332:A:C6	25:DA:335:C:C2	2.94	0.55
25:DA:1190:G:H5'	25:DA:1190:G:H8	1.70	0.55
25:DA:2033:A:H4'	25:DA:2034:U:OP1	2.06	0.55
25:DA:2185:C:H2'	25:DA:2186:G:C8	2.41	0.55
25:DA:2282:G:H5''	25:DA:2283:C:O4'	2.07	0.55
25:DA:2784:C:H2'	25:DA:2785:C:C6	2.42	0.55
1:AA:1112:C:O2	5:AC:179:ARG:HG2	2.06	0.55
1:AA:1216:G:H5''	16:AN:5:ALA:HB2	1.88	0.55
1:AA:1294:G:H2'	1:AA:1295:G:C8	2.42	0.55
2:AY:50:U:H2'	2:AY:51:C:C6	2.42	0.55
9:AG:38:LEU:O	9:AG:42:ILE:HG13	2.07	0.55
25:BA:1841:U:H2'	25:BA:1842:G:H8	1.71	0.55
25:BA:2637:U:C4	25:BA:2638:G:C6	2.95	0.55
25:BA:2645:G:H3'	25:BA:2646:C:H5'	1.87	0.55
25:BA:2722:G:H5''	25:BA:2820:A:C2	2.37	0.55
29:BF:28:ILE:O	29:BF:30:PRO:HD3	2.07	0.55
35:BO:17:ARG:HB2	35:BO:45:GLU:HG3	1.89	0.55
36:BP:23:PRO:HD2	36:BP:33:ARG:NH2	2.20	0.55
37:BQ:75:THR:HA	37:BQ:88:GLY:HA3	1.88	0.55
53:B6:15:GLU:OE2	53:B6:18:ARG:HD2	2.06	0.55
53:B6:36:LEU:HD23	53:B6:36:LEU:H	1.71	0.55
1:CA:358:U:H2'	1:CA:359:U:C6	2.42	0.55
1:CA:1323:G:H4'	1:CA:136(B):C:C2	2.42	0.55
9:CG:132:GLY:H	9:CG:135:VAL:HB	1.71	0.55
12:CJ:78:ASN:O	12:CJ:82:ILE:HG12	2.07	0.55
21:CS:18:LYS:O	21:CS:22:LEU:HD23	2.07	0.55
28:DE:119:ARG:HD2	28:DE:120:TRP:NE1	2.21	0.55
35:DO:28:SER:HA	25:DA:2563:U:H4'	1.89	0.55
36:DP:18:ARG:HB3	36:DP:18:ARG:CZ	2.36	0.55

*Continued on next page...*

*Continued from previous page...*

Atom-1	Atom-2	Interatomic distance (Å)	Clash overlap (Å)
36:DP:39:LYS:CD	36:DP:40:SER:H	2.18	0.55
37:DQ:71:ASP:O	37:DQ:73:PRO:HD3	2.06	0.55
43:DW:78:GLU:OE2	43:DW:99:ARG:HD3	2.07	0.55
25:DA:1201:C:H2'	25:DA:1202:C:C6	2.42	0.55
25:DA:1434:A:H2'	25:DA:1435:G:H8	1.71	0.55
1:AA:677:U:H2'	1:AA:678:U:H6	1.71	0.55
1:AA:716:A:N3	13:AK:118:GLY:HA2	2.22	0.55
1:AA:1287:A:H2'	1:AA:1288:A:C8	2.41	0.55
1:AA:1323:G:H2'	1:AA:1324:A:C8	2.40	0.55
10:AH:19:VAL:HG23	10:AH:21:LYS:HG2	1.88	0.55
15:AM:23:TYR:CE1	15:AM:71:ARG:HB2	2.41	0.55
25:BA:996:A:H2'	25:BA:997:G:H8	1.71	0.55
25:BA:1090:U:H2'	25:BA:1091:G:C8	2.42	0.55
25:BA:1786:A:H3'	25:BA:1787:A:C8	2.39	0.55
28:BE:119:ARG:HD2	28:BE:120:TRP:CD1	2.41	0.55
44:BX:37:THR:O	44:BX:40:LYS:HB3	2.06	0.55
1:CA:512:U:H2'	1:CA:513:C:H6	1.71	0.55
1:CA:1157:A:H4'	1:CA:1158:C:O5'	2.07	0.55
1:CA:1294:G:H2'	1:CA:1295:G:C8	2.42	0.55
1:CA:1355:G:H2'	1:CA:1356:G:H8	1.71	0.55
1:CA:1356:G:H2'	1:CA:1357:A:H8	1.72	0.55
24:CX:222:MET:C	24:CX:236:ASP:HB2	2.27	0.55
27:DD:238:GLY:O	27:DD:239:ARG:C	2.45	0.55
28:DE:104:VAL:HG22	28:DE:198:VAL:HG22	1.89	0.55
31:DH:144:VAL:O	31:DH:148:ILE:HG12	2.06	0.55
32:DI:114:LEU:HD21	32:DI:128:LEU:HD13	1.88	0.55
34:DN:36:TRP:O	34:DN:158:PRO:HG2	2.06	0.55
36:DP:16:ARG:NH1	36:DP:18:ARG:HG3	2.22	0.55
41:DU:58:ARG:O	41:DU:62:ILE:HG12	2.07	0.55
46:DZ:167:PRO:O	46:DZ:168:GLU:HB2	2.05	0.55
25:DA:116:C:H2'	25:DA:117:G:C8	2.42	0.55
25:DA:1074:G:O2'	25:DA:1075:C:H5'	2.07	0.55
25:DA:1578:U:C2'	25:DA:1579:A:H5''	2.32	0.55
26:DB:8:U:H2'	26:DB:9:G:H8	1.72	0.55
1:AA:121:C:N4	1:AA:237:C:H41	2.04	0.55
1:AA:262:A:C6	1:AA:263:A:C6	2.94	0.55
1:AA:464:G:O6	1:AA:466:G:H5''	2.06	0.55
1:AA:736:C:H2'	1:AA:737:A:H8	1.72	0.55
1:AA:1472:U:H2'	1:AA:1473:A:C8	2.42	0.55
6:AD:63:LYS:O	6:AD:67:ILE:HG13	2.06	0.55
15:AM:91:ARG:HH11	21:AS:81:ARG:HH22	1.53	0.55

*Continued on next page...*

*Continued from previous page...*

Atom-1	Atom-2	Interatomic distance (Å)	Clash overlap (Å)
19:AQ:17:LYS:HE3	19:AQ:47:PRO:HA	1.88	0.55
21:AS:50:ALA:HB1	21:AS:57:HIS:HB3	1.88	0.55
25:BA:228:A:H5'	25:BA:229:A:OP2	2.07	0.55
25:BA:528:A:C2	25:BA:2042:A:H2'	2.42	0.55
25:BA:558:G:H5'	34:BN:135:LEU:HD13	1.87	0.55
25:BA:676:A:H8	25:BA:2069:G:H21	1.54	0.55
25:BA:1544:C:H3'	25:BA:1545:A:H5''	1.88	0.55
25:BA:2735:G:H2'	25:BA:2736:G:C8	2.40	0.55
25:BA:2777:G:C5'	25:BA:2778:A:H5'	2.34	0.55
31:BH:15:VAL:HG11	31:BH:76:VAL:HG13	1.87	0.55
45:BY:35:TYR:CD2	45:BY:69:ALA:HB3	2.42	0.55
1:CA:464:G:O6	1:CA:466:G:H5''	2.06	0.55
1:CA:1127:G:N2	1:CA:1147:C:H42	2.04	0.55
31:DH:125:VAL:HG22	31:DH:131:VAL:HG22	1.88	0.55
33:DJ:3:ASN:CG	33:DJ:4:LYS:H	2.09	0.55
34:DN:32:VAL:HG11	34:DN:62:ARG:NH1	2.21	0.55
36:DP:61:ARG:H	36:DP:61:ARG:HD2	1.71	0.55
42:DV:99:ILE:H	42:DV:99:ILE:HD13	1.71	0.55
46:DZ:70:LEU:HD21	46:DZ:91:LEU:HG	1.87	0.55
47:D0:27:GLU:HB2	47:D0:69:PHE:HD1	1.71	0.55
25:DA:1544:C:H3'	25:DA:1545:A:H5''	1.88	0.55
25:DA:2301:C:H2'	25:DA:2302:G:H8	1.70	0.55
1:AA:642:A:H2'	1:AA:643:C:C6	2.42	0.55
1:AA:939:G:H5''	9:AG:102:ARG:NH1	2.21	0.55
1:AA:1323:G:H4'	1:AA:136(B):C:C2	2.42	0.55
25:BA:1074:G:O2'	25:BA:1075:C:H5'	2.07	0.55
25:BA:2744:G:H21	31:BH:143:GLN:NE2	2.05	0.55
29:BF:9:ILE:HD13	29:BF:9:ILE:H	1.72	0.55
35:BO:79:PHE:HD2	40:BT:72:VAL:HG22	1.71	0.55
41:BU:62:ILE:HD13	41:BU:65:ILE:HD12	1.89	0.55
46:BZ:10:ARG:HB3	46:BZ:36:LYS:HB3	1.89	0.55
49:B2:63:VAL:HG13	49:B2:67:LYS:HE2	1.89	0.55
1:CA:255:G:H2'	1:CA:256:U:C6	2.42	0.55
1:CA:1281:U:H5'	1:CA:1282:C:H5	1.72	0.55
2:CZ:39:C:H2'	2:CZ:40:C:H6	1.72	0.55
4:CB:58:ILE:HG22	4:CB:221:LEU:HD12	1.88	0.55
13:CK:39:PRO:O	13:CK:40:ILE:HD13	2.07	0.55
13:CK:119:CYS:O	13:CK:121:PRO:HD3	2.07	0.55
28:DE:67:PHE:CE2	28:DE:75:VAL:HG22	2.42	0.55
34:DN:58:ARG:HH21	34:DN:131:PRO:HG3	1.72	0.55
36:DP:72:PRO:HB2	25:DA:2406:U:N3	2.21	0.55

*Continued on next page...*



*Continued from previous page...*

Atom-1	Atom-2	Interatomic distance (Å)	Clash overlap (Å)
50:D3:29:ARG:HA	50:D3:29:ARG:HE	1.72	0.55
55:D8:18:ALA:HB3	25:DA:651:G:H5''	1.88	0.55
25:DA:388:G:H5'	25:DA:389:G:OP2	2.06	0.55
25:DA:536:A:H2'	25:DA:537:C:C6	2.42	0.55
25:DA:1190:G:H8	25:DA:1190:G:C5'	2.20	0.55
25:DA:1328:G:H8	25:DA:1328:G:O5'	1.90	0.55
2:AZ:39:C:H2'	2:AZ:40:C:H6	1.72	0.55
4:AB:205:ASP:O	4:AB:211:ILE:HD11	2.07	0.55
6:AD:94:LEU:HA	6:AD:97:LEU:HD12	1.89	0.55
7:AE:25:ARG:H	7:AE:25:ARG:HD2	1.72	0.55
11:AI:16:ARG:O	11:AI:63:ILE:HG23	2.07	0.55
25:BA:321:G:C2	25:BA:341:G:H4'	2.42	0.55
25:BA:1568:G:H4'	27:BD:59:LYS:HB3	1.88	0.55
25:BA:1858:G:HO2'	25:BA:1859:A:H8	1.55	0.55
25:BA:2478:A:H3'	25:BA:2479:G:C8	2.34	0.55
34:BN:32:VAL:HG11	34:BN:62:ARG:NH1	2.21	0.55
37:BQ:38:GLU:O	37:BQ:127:ILE:HD13	2.07	0.55
53:B6:30:THR:HG22	53:B6:31:PRO:HD2	1.89	0.55
1:CA:512:U:H2'	1:CA:513:C:C6	2.42	0.55
1:CA:939:G:H5''	9:CG:102:ARG:NH1	2.22	0.55
1:CA:1097:C:H2'	1:CA:1098:C:H6	1.72	0.55
4:CB:178:ARG:HD2	10:CH:71:GLY:O	2.06	0.55
5:CC:35:GLU:O	5:CC:39:ILE:HG13	2.07	0.55
10:CH:87:SER:HA	10:CH:93:VAL:HG23	1.89	0.55
27:DD:94:LEU:HD11	27:DD:96:HIS:CE1	2.41	0.55
36:DP:21:ARG:O	36:DP:23:PRO:HD3	2.07	0.55
39:DS:99:LYS:O	39:DS:103:GLU:HB2	2.07	0.55
25:DA:534:U:H3	25:DA:559:G:H1	1.53	0.55
25:DA:996:A:H2'	25:DA:997:G:H8	1.71	0.55
25:DA:2037:G:H2'	25:DA:2038:G:C8	2.42	0.55
25:DA:2515:C:H2'	25:DA:2516:G:H8	1.72	0.55
26:DB:44:G:H1'	26:DB:47:C:H42	1.72	0.55
1:AA:452:A:H2'	1:AA:453:A:H8	1.72	0.55
4:AB:28:PHE:HD2	4:AB:194:PRO:HD3	1.71	0.55
13:AK:119:CYS:O	13:AK:121:PRO:HD3	2.07	0.55
24:AX:223:ARG:HD3	24:AX:236:ASP:HB3	1.89	0.55
25:BA:140:A:C6	25:BA:141(A):A:N6	2.75	0.55
25:BA:270(G):U:H3	25:BA:270(U):G:H1	1.55	0.55
25:BA:539:G:H2'	25:BA:540:G:C8	2.43	0.55
25:BA:682:G:H2'	25:BA:683:C:C6	2.42	0.55
29:BF:124:LEU:HB3	29:BF:193:VAL:HG22	1.88	0.55

*Continued on next page...*

*Continued from previous page...*

Atom-1	Atom-2	Interatomic distance (Å)	Clash overlap (Å)
30:BG:86:MET:N	30:BG:87:PRO:CD	2.70	0.55
48:B1:46:LEU:HD11	48:B1:61:ARG:HG3	1.89	0.55
1:CA:1060:C:H5''	12:CJ:51:ARG:HB3	1.88	0.55
1:CA:1220:G:H2'	1:CA:1221:G:H8	1.72	0.55
2:CY:50:U:H2'	2:CY:51:C:C6	2.42	0.55
13:CK:99:GLN:HE22	13:CK:105:VAL:HG21	1.72	0.55
14:CL:5:THR:HG23	14:CL:8:GLN:HE21	1.71	0.55
28:DE:141:ILE:HD11	25:DA:2052:G:C8	2.42	0.55
28:DE:168:MET:O	25:DA:2730:C:H4'	2.07	0.55
29:DF:14:PRO:HG3	29:DF:128:ALA:HB2	1.88	0.55
54:D7:5:TRP:HE1	54:D7:7:PRO:HG3	1.69	0.55
25:DA:221:A:H5''	25:DA:221:A:H8	1.72	0.55
25:DA:539:G:H2'	25:DA:540:G:C8	2.42	0.55
25:DA:859:G:N2	25:DA:916:G:H2'	2.21	0.55
25:DA:970:C:H2'	25:DA:971:C:C6	2.42	0.55
25:DA:1977:A:H2'	25:DA:1978:A:O4'	2.07	0.55
1:AA:22:G:H4'	1:AA:885:G:C8	2.42	0.54
1:AA:1157:A:H4'	1:AA:1158:C:O5'	2.07	0.54
1:AA:1323:G:H4'	1:AA:136(B):C:N3	2.22	0.54
7:AE:96:PRO:HA	7:AE:117:ASP:OD2	2.07	0.54
13:AK:39:PRO:O	13:AK:40:ILE:HD13	2.07	0.54
21:AS:18:LYS:O	21:AS:22:LEU:HD23	2.06	0.54
25:BA:27:G:H22	25:BA:512:G:H2'	1.72	0.54
25:BA:1620:G:O2'	54:B7:2:LYS:HG2	2.06	0.54
25:BA:1678:G:N2	25:BA:1989:G:H22	2.05	0.54
25:BA:1977:A:H2'	25:BA:1978:A:O4'	2.08	0.54
25:BA:2730:C:H4'	28:BE:168:MET:O	2.08	0.54
29:BF:160:ASN:OD1	29:BF:163:VAL:HG23	2.07	0.54
36:BP:21:ARG:O	36:BP:23:PRO:HD3	2.07	0.54
39:BS:98:VAL:HA	39:BS:101:LEU:HD23	1.87	0.54
4:CB:17:PHE:HB2	4:CB:42:ILE:CG2	2.36	0.54
7:CE:57:LYS:HE2	7:CE:61:TYR:HE2	1.72	0.54
21:CS:40:ILE:HG12	21:CS:71:LEU:HD23	1.89	0.54
47:D0:53:MET:HA	47:D0:58:THR:O	2.07	0.54
48:D1:45:ASN:HD22	48:D1:46:LEU:N	2.05	0.54
25:DA:941:A:H2'	25:DA:942:G:C8	2.42	0.54
25:DA:1802:A:H2'	25:DA:1803:A:C8	2.42	0.54
25:DA:2224:G:H4'	25:DA:2226:C:C2	2.42	0.54
1:AA:491:G:H2'	1:AA:492:G:H8	1.72	0.54
1:AA:694:A:OP1	13:AK:53:SER:HB3	2.07	0.54
6:AD:108:LEU:HD23	6:AD:110:PHE:HE2	1.72	0.54

*Continued on next page...*

*Continued from previous page...*

Atom-1	Atom-2	Interatomic distance (Å)	Clash overlap (Å)
8:AF:43:LEU:HB3	8:AF:60:PHE:HB2	1.87	0.54
9:AG:132:GLY:H	9:AG:135:VAL:HB	1.71	0.54
24:AX:115:THR:H	24:AX:196:THR:HB	1.72	0.54
25:BA:651:G:H5''	55:B8:18:ALA:HB3	1.88	0.54
25:BA:1153:C:H5'	41:BU:76:TYR:HE2	1.73	0.54
25:BA:2039:C:O2'	25:BA:2040:C:H5'	2.08	0.54
25:BA:2401:U:O2'	25:BA:2402:C:H5''	2.07	0.54
25:BA:2784:C:H2'	25:BA:2785:C:C6	2.42	0.54
26:BB:64:C:H2'	26:BB:65:C:C6	2.41	0.54
27:BD:25:THR:HG21	27:BD:81:ALA:HA	1.90	0.54
39:BS:18:ILE:HA	39:BS:21:THR:OG1	2.06	0.54
1:CA:1054:C:O2'	1:CA:1055:A:H5''	2.07	0.54
1:CA:1112:C:O2	5:CC:179:ARG:HG2	2.06	0.54
1:CA:1258:G:H2'	1:CA:1259:C:H6	1.72	0.54
1:CA:1287:A:H2'	1:CA:1288:A:C8	2.42	0.54
1:CA:1472:U:H2'	1:CA:1473:A:C8	2.41	0.54
5:CC:77:ILE:C	5:CC:83:ARG:HB3	2.27	0.54
6:CD:63:LYS:O	6:CD:67:ILE:HG13	2.06	0.54
34:DN:53:ILE:O	34:DN:57:LEU:HB2	2.08	0.54
35:DO:79:PHE:HD2	40:DT:72:VAL:HG22	1.71	0.54
37:DQ:83:MET:HG3	37:DQ:83:MET:O	2.07	0.54
40:DT:96:ARG:HG3	40:DT:97:ALA:H	1.72	0.54
48:D1:86:SER:HA	48:D1:89:GLU:HG3	1.88	0.54
53:D6:30:THR:HG22	53:D6:31:PRO:HD2	1.89	0.54
25:DA:321:G:C2	25:DA:341:G:H4'	2.42	0.54
25:DA:1427:A:H4'	25:DA:1428:C:O5'	2.07	0.54
25:DA:1790:C:H2'	25:DA:1791:A:C5	2.42	0.54
25:DA:2150:U:H2'	25:DA:2151:G:H8	1.71	0.54
1:AA:1258:G:H2'	1:AA:1259:C:H6	1.73	0.54
1:AA:1498:U:H1'	1:AA:1499:A:N7	2.22	0.54
5:AC:107:GLN:H	5:AC:107:GLN:CD	2.09	0.54
10:AH:66:GLY:HA3	10:AH:77:GLU:HB3	1.88	0.54
25:BA:941:A:H2'	25:BA:942:G:C8	2.43	0.54
25:BA:1510:A:H2'	25:BA:1511:A:C8	2.43	0.54
25:BA:1952:A:C6	25:BA:1953:A:C6	2.95	0.54
28:BE:98:PRO:HG3	28:BE:175:VAL:HG12	1.89	0.54
38:BR:87:TYR:OH	38:BR:116:LEU:HB3	2.06	0.54
40:BT:24:PRO:HA	40:BT:49:VAL:HG13	1.90	0.54
1:CA:999:U:H2'	1:CA:1000:A:C8	2.41	0.54
1:CA:1095:U:H2'	1:CA:1096:C:C6	2.41	0.54
4:CB:168:THR:HG1	4:CB:192:SER:HA	1.72	0.54

*Continued on next page...*

*Continued from previous page...*

Atom-1	Atom-2	Interatomic distance (Å)	Clash overlap (Å)
4:CB:178:ARG:HG3	10:CH:72:PRO:HA	1.89	0.54
28:DE:119:ARG:HD2	28:DE:120:TRP:CD1	2.43	0.54
29:DF:93:LYS:HB3	29:DF:94:PRO:HD2	1.89	0.54
30:DG:47:LYS:HG3	30:DG:82:LEU:CD2	2.38	0.54
31:DH:15:VAL:HG11	31:DH:76:VAL:HG13	1.87	0.54
53:D6:16:CYS:SG	53:D6:48:VAL:HG23	2.47	0.54
25:DA:476:G:N2	25:DA:478:A:H3'	2.22	0.54
25:DA:1187:G:HO2'	25:DA:1188:U:H6	1.53	0.54
25:DA:1292:U:H2'	25:DA:1293:C:C6	2.42	0.54
25:DA:1678:G:N2	25:DA:1989:G:H22	2.05	0.54
1:AA:357:G:H2'	1:AA:358:U:H5''	1.88	0.54
1:AA:719:C:C2	20:AR:50:ILE:HG12	2.42	0.54
1:AA:926:G:H22	3:AV:15:A:H3'	1.72	0.54
8:AF:72:VAL:HG13	8:AF:73:ASN:N	2.22	0.54
24:AX:222:MET:C	24:AX:236:ASP:HB2	2.28	0.54
25:BA:518:G:H2'	25:BA:519:U:C6	2.42	0.54
25:BA:1014:U:H2'	25:BA:1015:G:C8	2.42	0.54
25:BA:1138:G:H2'	25:BA:1139:G:O4'	2.07	0.54
27:BD:126:GLN:HG2	27:BD:127:VAL:H	1.73	0.54
27:BD:238:GLY:O	27:BD:239:ARG:C	2.45	0.54
28:BE:19:ARG:HG3	28:BE:20:ALA:N	2.22	0.54
28:BE:104:VAL:HG22	28:BE:198:VAL:HG22	1.89	0.54
28:BE:116:VAL:HG11	28:BE:138:PRO:HD3	1.89	0.54
39:BS:26:LEU:HG	39:BS:39:ILE:HD13	1.89	0.54
41:BU:18:LEU:HD21	41:BU:22:LYS:HE2	1.90	0.54
9:CG:100:ALA:O	9:CG:104:LEU:HD23	2.07	0.54
12:CJ:30:SER:HB2	12:CJ:80:LYS:HG3	1.88	0.54
29:DF:67:GLN:HG3	29:DF:67:GLN:O	2.07	0.54
38:DR:87:TYR:OH	38:DR:116:LEU:HB3	2.07	0.54
48:D1:73:LEU:HD21	48:D1:94:LEU:HD21	1.89	0.54
53:D6:36:LEU:HD23	53:D6:36:LEU:H	1.70	0.54
25:DA:140:A:C6	25:DA:141(A):A:N6	2.76	0.54
25:DA:218:A:H2'	25:DA:219:G:O4'	2.07	0.54
25:DA:1270:C:H5''	25:DA:1271:G:C5'	2.38	0.54
25:DA:1510:A:H2'	25:DA:1511:A:C8	2.42	0.54
1:AA:376:G:H5''	18:AP:5:ARG:HB2	1.89	0.54
1:AA:1054:C:O2'	1:AA:1055:A:H5''	2.08	0.54
1:AA:1106:G:H5''	5:AC:172:ARG:HG2	1.90	0.54
1:AA:1281:U:H5'	1:AA:1282:C:H5	1.72	0.54
4:AB:70:PHE:O	4:AB:71:VAL:HG13	2.08	0.54
10:AH:87:SER:HA	10:AH:93:VAL:HG23	1.90	0.54

*Continued on next page...*

*Continued from previous page...*

Atom-1	Atom-2	Interatomic distance (Å)	Clash overlap (Å)
24:AX:5:LEU:HD13	24:AX:52:ARG:HE	1.71	0.54
24:AX:307:PHE:H	24:AX:308:PRO:HD2	1.72	0.54
25:BA:807:U:H2'	25:BA:808:G:H8	1.73	0.54
25:BA:915:C:H2'	25:BA:916:G:C8	2.43	0.54
25:BA:996:A:H4'	41:BU:92:ARG:CZ	2.38	0.54
25:BA:1190:G:C5'	25:BA:1190:G:H8	2.21	0.54
25:BA:1654:A:OP2	38:BR:3:HIS:CE1	2.60	0.54
25:BA:2185:C:H2'	25:BA:2186:G:C8	2.42	0.54
25:BA:2515:C:H2'	25:BA:2516:G:H8	1.73	0.54
26:BB:44:G:H1'	26:BB:47:C:H42	1.73	0.54
29:BF:160:ASN:ND2	29:BF:162:LEU:H	2.05	0.54
30:BG:55:LYS:HG3	30:BG:59:GLU:OE2	2.06	0.54
37:BQ:140:ALA:HB3	46:BZ:53:ILE:HD13	1.90	0.54
42:BV:24:LYS:HA	42:BV:92:THR:HG23	1.90	0.54
1:CA:22:G:H2'	1:CA:23:C:C6	2.42	0.54
1:CA:357:G:H2'	1:CA:358:U:H5''	1.90	0.54
1:CA:694:A:O2'	2:CZ:38:A:H1'	2.08	0.54
1:CA:1106:G:H5''	5:CC:172:ARG:HG2	1.89	0.54
5:CC:107:GLN:CD	5:CC:107:GLN:H	2.10	0.54
14:CL:82:VAL:HG22	14:CL:83:LEU:N	2.23	0.54
24:CX:97:LEU:HD13	24:CX:102:MET:SD	2.48	0.54
27:DD:239:ARG:HB2	25:DA:2591:C:P	2.48	0.54
37:DQ:138:ASP:O	37:DQ:139:GLU:HB2	2.07	0.54
44:DX:62:LYS:O	44:DX:63:LYS:HD3	2.07	0.54
25:DA:27:G:H22	25:DA:512:G:H2'	1.73	0.54
25:DA:455:C:N3	25:DA:472:A:H2'	2.22	0.54
25:DA:1557:C:H5''	25:DA:1558:A:OP2	2.06	0.54
25:DA:2689:U:H4'	25:DA:2690:C:H6	1.71	0.54
1:AA:755:G:OP2	17:AO:65:ARG:HG3	2.08	0.54
1:AA:999:U:H2'	1:AA:1000:A:C8	2.42	0.54
5:AC:35:GLU:O	5:AC:39:ILE:HG13	2.07	0.54
7:AE:16:THR:HG23	7:AE:27:ARG:O	2.08	0.54
9:AG:23:VAL:HG13	9:AG:43:PHE:CE2	2.43	0.54
21:AS:40:ILE:HG21	21:AS:62:ILE:HD11	1.89	0.54
24:AX:122:LEU:O	24:AX:125:ARG:HG2	2.07	0.54
25:BA:476:G:N2	25:BA:478:A:H3'	2.23	0.54
25:BA:956:G:N2	25:BA:959:A:H3'	2.23	0.54
25:BA:2033:A:H4'	25:BA:2034:U:OP1	2.07	0.54
25:BA:2563:U:H4'	35:BO:28:SER:HA	1.89	0.54
25:BA:2619:C:H5''	28:BE:152:LYS:HG2	1.90	0.54
27:BD:80:ALA:HA	27:BD:113:VAL:HG13	1.89	0.54

*Continued on next page...*

*Continued from previous page...*

Atom-1	Atom-2	Interatomic distance (Å)	Clash overlap (Å)
28:BE:67:PHE:CE2	28:BE:75:VAL:HG22	2.43	0.54
39:BS:26:LEU:HG	39:BS:39:ILE:CD1	2.38	0.54
40:BT:96:ARG:HG3	40:BT:97:ALA:H	1.72	0.54
9:CG:23:VAL:HG13	9:CG:43:PHE:CE2	2.43	0.54
10:CH:19:VAL:HG23	10:CH:21:LYS:HG2	1.89	0.54
39:DS:26:LEU:HG	39:DS:39:ILE:HD13	1.90	0.54
41:DU:92:ARG:HG2	42:DV:11:GLN:CD	2.28	0.54
45:DY:31:LEU:HD23	45:DY:31:LEU:N	2.20	0.54
49:D2:16:LEU:HD23	49:D2:20:GLU:OE2	2.07	0.54
25:DA:36:G:H4'	25:DA:451:C:C2	2.43	0.54
25:DA:375:C:H2'	25:DA:376:C:H6	1.73	0.54
25:DA:527:C:C4	25:DA:2779:U:H2'	2.42	0.54
25:DA:721:C:H2'	25:DA:722:A:C8	2.42	0.54
25:DA:863:A:H2'	25:DA:864:G:C8	2.43	0.54
1:AA:1419:G:C6	1:AA:1482:G:C2	2.96	0.54
5:AC:14:ILE:HG21	5:AC:178:LEU:HD12	1.89	0.54
25:BA:448:U:H1'	29:BF:84:VAL:CG2	2.38	0.54
25:BA:576:U:H2'	25:BA:577:G:C8	2.43	0.54
25:BA:765:G:H2'	25:BA:766:C:C6	2.43	0.54
25:BA:826:U:H2'	25:BA:828:U:O4'	2.08	0.54
25:BA:1190:G:H8	25:BA:1190:G:H5'	1.73	0.54
25:BA:2224:G:H4'	25:BA:2226:C:C2	2.43	0.54
26:BB:8:U:H2'	26:BB:9:G:H8	1.72	0.54
29:BF:14:PRO:HG3	29:BF:128:ALA:HB2	1.89	0.54
30:BG:47:LYS:HG3	30:BG:82:LEU:CD2	2.38	0.54
36:BP:18:ARG:HB3	36:BP:18:ARG:CZ	2.36	0.54
44:BX:56:THR:C	44:BX:57:LEU:HD12	2.28	0.54
48:B1:27:GLU:HB2	48:B1:33:LYS:HA	1.90	0.54
1:CA:1352:C:H2'	1:CA:1353:G:C8	2.43	0.54
1:CA:1419:G:C6	1:CA:1482:G:C2	2.95	0.54
2:CZ:27:U:H2'	2:CZ:28:C:C6	2.43	0.54
6:CD:108:LEU:HD23	6:CD:110:PHE:CE2	2.43	0.54
7:CE:96:PRO:HA	7:CE:117:ASP:OD2	2.08	0.54
24:CX:58:LEU:O	24:CX:62:GLU:HG3	2.08	0.54
28:DE:116:VAL:HG11	28:DE:138:PRO:HD3	1.89	0.54
30:DG:55:LYS:HG3	30:DG:59:GLU:OE2	2.08	0.54
37:DQ:140:ALA:HB3	46:DZ:53:ILE:HD13	1.89	0.54
37:DQ:140:ALA:HB1	46:DZ:99:TYR:HB2	1.90	0.54
49:D2:16:LEU:H	49:D2:20:GLU:HG3	1.73	0.54
49:D2:41:ILE:HD11	49:D2:44:LEU:HD12	1.88	0.54
52:D5:3:LYS:O	52:D5:6:VAL:HG23	2.08	0.54

*Continued on next page...*

*Continued from previous page...*

Atom-1	Atom-2	Interatomic distance (Å)	Clash overlap (Å)
25:DA:27:G:O2'	25:DA:28:A:H8	1.90	0.54
25:DA:428:A:O5'	25:DA:428:A:H8	1.90	0.54
25:DA:518:G:H2'	25:DA:519:U:C6	2.43	0.54
1:AA:792:A:H4'	1:AA:793:U:O5'	2.08	0.54
25:BA:782:A:H5'	25:BA:783:A:C2	2.42	0.54
25:BA:1292:U:H2'	25:BA:1293:C:C6	2.43	0.54
34:BN:69:VAL:HG13	34:BN:71:MET:HG3	1.89	0.54
36:BP:46:LYS:HE3	36:BP:51:PHE:HE2	1.73	0.54
48:B1:86:SER:HA	48:B1:89:GLU:HG3	1.89	0.54
1:CA:376:G:H5''	18:CP:5:ARG:HB2	1.90	0.54
1:CA:792:A:H4'	1:CA:793:U:O5'	2.07	0.54
1:CA:902:G:H2'	1:CA:903:G:H8	1.72	0.54
1:CA:1064:G:H21	1:CA:1190:G:H2'	1.72	0.54
5:CC:14:ILE:HG21	5:CC:178:LEU:HD12	1.89	0.54
7:CE:25:ARG:H	7:CE:25:ARG:HD2	1.72	0.54
15:CM:86:CYS:HB3	21:CS:74:PHE:CE1	2.43	0.54
18:CP:22:THR:HG22	18:CP:32:TYR:HA	1.90	0.54
24:CX:115:THR:H	24:CX:196:THR:HB	1.73	0.54
27:DD:59:LYS:HB3	25:DA:1568:G:H4'	1.88	0.54
32:DI:113:ARG:HB2	32:DI:130:TYR:CZ	2.42	0.54
36:DP:23:PRO:HB2	36:DP:33:ARG:HE	1.72	0.54
37:DQ:43:THR:OG1	37:DQ:45:GLN:HG2	2.08	0.54
43:DW:18:ARG:NH1	25:DA:518:G:H4'	2.23	0.54
52:D5:9:LYS:NZ	25:DA:2019:A:H62	2.06	0.54
25:DA:270(G):U:H3	25:DA:270(U):G:H1	1.56	0.54
25:DA:307:G:H8	25:DA:307:G:O5'	1.89	0.54
25:DA:1529:A:H3'	25:DA:1530:G:H8	1.73	0.54
25:DA:2113:U:H2'	25:DA:2114:A:H8	1.71	0.54
25:DA:2580:U:C5	25:DA:2581:G:C6	2.95	0.54
8:AF:85:VAL:HG11	8:AF:88:VAL:HG22	1.90	0.54
11:AI:8:GLY:HA3	11:AI:76:ALA:O	2.08	0.54
14:AL:83:LEU:HD12	14:AL:103:VAL:HG11	1.90	0.54
25:BA:297:C:H5''	45:BY:85:VAL:HG21	1.90	0.54
25:BA:1027:A:C2	25:BA:2488:A:H5'	2.43	0.54
25:BA:1483:G:H2'	25:BA:1484:G:H8	1.72	0.54
25:BA:1490:A:H4'	25:BA:1491:G:OP2	2.08	0.54
25:BA:2018:G:OP1	52:B5:9:LYS:HE2	2.08	0.54
25:BA:2105:C:H2'	25:BA:2106:G:C8	2.43	0.54
28:BE:28:ALA:HB3	28:BE:93:VAL:HG12	1.89	0.54
29:BF:126:VAL:O	29:BF:196:LEU:HG	2.06	0.54
37:BQ:75:THR:HA	37:BQ:88:GLY:CA	2.38	0.54

*Continued on next page...*

*Continued from previous page...*

Atom-1	Atom-2	Interatomic distance (Å)	Clash overlap (Å)
1:CA:491:G:H2'	1:CA:492:G:H8	1.71	0.54
22:CT:45:GLN:HB2	22:CT:91:LEU:HD13	1.89	0.54
28:DE:192:ASN:HB2	25:DA:2820:A:N6	2.23	0.54
29:DF:80:ALA:O	29:DF:83:PHE:HB2	2.08	0.54
29:DF:160:ASN:ND2	29:DF:162:LEU:H	2.06	0.54
25:DA:278:A:H61	25:DA:362:U:H3	1.54	0.54
25:DA:2301:C:H2'	25:DA:2302:G:C8	2.43	0.54
1:AA:328:C:H4'	1:AA:329:A:H5'	1.90	0.54
1:AA:510:A:H5''	1:AA:511:C:OP2	2.07	0.54
1:AA:512:U:H2'	1:AA:513:C:C6	2.42	0.54
5:AC:77:ILE:C	5:AC:83:ARG:HB3	2.28	0.54
15:AM:86:CYS:HB3	21:AS:74:PHE:CE1	2.43	0.54
18:AP:28:ARG:HH11	18:AP:28:ARG:CG	2.17	0.54
25:BA:455:C:N3	25:BA:472:A:H2'	2.23	0.54
25:BA:1273:U:H4'	25:BA:1275:A:OP2	2.08	0.54
25:BA:1493:C:H2'	25:BA:1493:C:O2	2.06	0.54
25:BA:2096:U:H2'	25:BA:2097:C:C6	2.43	0.54
25:BA:2110:G:H4'	25:BA:2145:C:N4	2.23	0.54
30:BG:33:ARG:CZ	30:BG:162:THR:HG21	2.38	0.54
34:BN:42:GLU:O	34:BN:44:LYS:HG2	2.08	0.54
38:BR:104:ARG:HH11	38:BR:104:ARG:CB	2.20	0.54
40:BT:95:ARG:HH11	40:BT:95:ARG:CG	2.13	0.54
49:B2:16:LEU:HD23	49:B2:20:GLU:OE2	2.08	0.54
53:B6:16:CYS:SG	53:B6:48:VAL:HG23	2.47	0.54
1:CA:429:U:H4'	1:CA:430:A:O5'	2.08	0.54
1:CA:563:A:H2'	1:CA:563:A:N3	2.22	0.54
7:CE:38:GLN:HA	7:CE:71:LEU:HD11	1.90	0.54
35:DO:22:ILE:HD12	25:DA:1952:A:C4	2.43	0.54
37:DQ:20:ALA:HB1	37:DQ:99:PRO:O	2.08	0.54
46:DZ:10:ARG:HB3	46:DZ:36:LYS:HB3	1.89	0.54
55:D8:54:GLU:HA	55:D8:57:ARG:NH1	2.23	0.54
25:DA:956:G:N2	25:DA:959:A:H3'	2.23	0.54
25:DA:1090:U:H2'	25:DA:1091:G:C8	2.42	0.54
25:DA:1993:U:H2'	25:DA:1994:C:H6	1.72	0.54
5:AC:13:GLY:HA3	16:AN:57:ARG:HE	1.73	0.53
5:AC:105:GLU:HG2	5:AC:106:VAL:N	2.21	0.53
24:AX:306:ASN:OD1	24:AX:308:PRO:HG2	2.08	0.53
25:BA:702:G:C6	25:BA:703:U:C4	2.96	0.53
25:BA:1005:C:H1'	25:BA:1012:U:N3	2.23	0.53
25:BA:1058:G:H2'	25:BA:1059:G:C8	2.44	0.53
25:BA:1140:C:OP1	34:BN:46:LEU:HB3	2.08	0.53

*Continued on next page...*



*Continued from previous page...*

Atom-1	Atom-2	Interatomic distance (Å)	Clash overlap (Å)
25:BA:1201:C:H2'	25:BA:1202:C:C6	2.43	0.53
25:BA:1265:A:H3'	52:B5:19:ARG:NH1	2.23	0.53
25:BA:1577:C:H2'	25:BA:1578:U:C6	2.43	0.53
25:BA:1838:C:C6	25:BA:1838:C:H5''	2.42	0.53
28:BE:111:ARG:HB3	38:BR:2:ARG:HH11	1.73	0.53
30:BG:114:ILE:HG23	30:BG:115:ARG:HD2	1.90	0.53
30:BG:115:ARG:HH22	30:BG:136:ARG:H	1.56	0.53
37:BQ:20:ALA:HB1	37:BQ:99:PRO:O	2.08	0.53
1:CA:731:G:OP1	1:CA:766:A:H1'	2.09	0.53
1:CA:817:C:H1'	1:CA:819:A:H5'	1.90	0.53
1:CA:1161:C:H2'	1:CA:1162:C:H6	1.73	0.53
4:CB:205:ASP:O	4:CB:211:ILE:HD11	2.07	0.53
28:DE:62:PRO:HG3	25:DA:2787:C:H1'	1.90	0.53
29:DF:9:ILE:HD13	29:DF:9:ILE:H	1.72	0.53
34:DN:42:GLU:O	34:DN:44:LYS:HG2	2.08	0.53
35:DO:12:ASP:OD1	35:DO:85:VAL:HG13	2.08	0.53
48:D1:46:LEU:HD11	48:D1:61:ARG:HG3	1.89	0.53
54:D7:2:LYS:HG2	25:DA:1620:G:O2'	2.07	0.53
25:DA:289:A:H2'	25:DA:290:G:O4'	2.08	0.53
25:DA:1278:A:H2'	25:DA:1279:G:H8	1.73	0.53
25:DA:1528:A:H62	25:DA:1543:A:H2	1.56	0.53
25:DA:2850:A:H5'	25:DA:2868:A:C2	2.39	0.53
1:AA:1064:G:H21	1:AA:1190:G:H2'	1.72	0.53
1:AA:1201:A:H4'	1:AA:1202:G:O5'	2.09	0.53
1:AA:1352:C:H2'	1:AA:1353:G:C8	2.42	0.53
17:AO:60:VAL:HG11	25:BA:715:G:O4'	2.08	0.53
22:AT:45:GLN:HB2	22:AT:91:LEU:HD13	1.89	0.53
22:AT:90:GLN:O	22:AT:93:GLU:HB3	2.08	0.53
25:BA:94:G:N2	49:B2:47:ASN:ND2	2.56	0.53
25:BA:518:G:H4'	43:BW:18:ARG:NH1	2.23	0.53
25:BA:2019:A:H5''	41:BU:27:LEU:HD12	1.90	0.53
25:BA:2052:G:C8	28:BE:141:ILE:HD11	2.43	0.53
32:BI:68:LEU:O	32:BI:72:LEU:HB2	2.07	0.53
36:BP:23:PRO:HB2	36:BP:33:ARG:HE	1.73	0.53
48:B1:45:ASN:HD22	48:B1:46:LEU:N	2.07	0.53
1:CA:22:G:H4'	1:CA:885:G:C8	2.42	0.53
1:CA:1342:C:H2'	1:CA:1343:G:C8	2.42	0.53
1:CA:1504:G:O2'	1:CA:1505:G:OP2	2.26	0.53
6:CD:200:GLU:O	6:CD:204:ILE:HG13	2.07	0.53
11:CI:4:TYR:HB2	11:CI:19:LEU:HB3	1.90	0.53
22:CT:10:LEU:HD12	22:CT:11:SER:H	1.73	0.53

*Continued on next page...*

*Continued from previous page...*

Atom-1	Atom-2	Interatomic distance (Å)	Clash overlap (Å)
27:DD:47:GLY:HA3	25:DA:773:U:H4'	1.90	0.53
28:DE:28:ALA:HB3	28:DE:93:VAL:HG12	1.90	0.53
29:DF:63:LYS:NZ	29:DF:67:GLN:HG2	2.23	0.53
29:DF:160:ASN:OD1	29:DF:163:VAL:HG23	2.08	0.53
31:DH:27:LYS:HG2	31:DH:32:GLU:HB2	1.91	0.53
31:DH:109:PHE:CE1	31:DH:152:ARG:HD3	2.43	0.53
36:DP:66:GLY:HA2	25:DA:2415:G:H4'	1.87	0.53
40:DT:24:PRO:HA	40:DT:49:VAL:HG13	1.90	0.53
41:DU:76:TYR:HE2	25:DA:1153:C:H5'	1.72	0.53
44:DX:56:THR:C	44:DX:57:LEU:HD12	2.28	0.53
25:DA:141(A):A:H3'	25:DA:141(B):C:H6	1.73	0.53
25:DA:210:C:H2'	25:DA:211:A:H8	1.73	0.53
25:DA:792:G:H5''	25:DA:793:A:H5'	1.90	0.53
25:DA:1404:C:H2'	25:DA:1405:U:H6	1.73	0.53
25:DA:1448:G:H21	25:DA:1529:A:H2	1.57	0.53
25:DA:2030:A:H5''	25:DA:2031:A:OP1	2.07	0.53
25:DA:2401:U:O2'	25:DA:2402:C:H5''	2.08	0.53
1:AA:259:G:H2'	1:AA:260:G:C8	2.43	0.53
1:AA:529:G:O6	14:AL:48:ASN:HA	2.08	0.53
11:AI:4:TYR:HB2	11:AI:19:LEU:HB3	1.90	0.53
17:AO:45:VAL:HG23	17:AO:46:HIS:ND1	2.23	0.53
24:AX:96:LEU:C	24:AX:98:PRO:HD3	2.29	0.53
25:BA:210:C:H2'	25:BA:211:A:H8	1.73	0.53
25:BA:536:A:H2'	25:BA:537:C:C6	2.42	0.53
25:BA:1827:C:H2'	25:BA:1828:G:O4'	2.08	0.53
25:BA:1914:C:H2'	25:BA:1915:U:O4'	2.08	0.53
32:BI:109:ILE:H	32:BI:109:ILE:HD13	1.73	0.53
36:BP:57:THR:C	36:BP:59:LEU:H	2.09	0.53
42:BV:4:ILE:HD13	42:BV:13:ARG:HA	1.90	0.53
44:BX:62:LYS:O	44:BX:63:LYS:HD3	2.08	0.53
8:CF:89:MET:SD	8:CF:91:VAL:HG23	2.49	0.53
13:CK:85:ARG:HE	13:CK:111:ASP:HB3	1.72	0.53
20:CR:45:SER:HB3	20:CR:51:LEU:CG	2.38	0.53
27:DD:70:TRP:CH2	27:DD:150:LYS:HA	2.44	0.53
28:DE:19:ARG:HG3	28:DE:20:ALA:N	2.23	0.53
29:DF:176:LEU:HD21	29:DF:180:GLY:O	2.07	0.53
49:D2:63:VAL:HG13	49:D2:67:LYS:HE2	1.89	0.53
25:DA:702:G:C6	25:DA:703:U:C4	2.97	0.53
25:DA:826:U:H2'	25:DA:828:U:O4'	2.08	0.53
25:DA:1577:C:H2'	25:DA:1578:U:C6	2.43	0.53
25:DA:1914:C:H2'	25:DA:1915:U:O4'	2.08	0.53

*Continued on next page...*

*Continued from previous page...*

Atom-1	Atom-2	Interatomic distance (Å)	Clash overlap (Å)
25:DA:2513:G:C2	25:DA:2514:U:C2	2.97	0.53
1:AA:1220:G:H2'	1:AA:1221:G:H8	1.73	0.53
1:AA:1271:G:H2'	1:AA:1272:G:C8	2.42	0.53
4:AB:98:LEU:O	4:AB:101:MET:HG3	2.09	0.53
25:BA:1009:A:O4'	41:BU:59:ARG:HD3	2.09	0.53
34:BN:53:ILE:O	34:BN:57:LEU:HB2	2.08	0.53
36:BP:50:ARG:O	36:BP:50:ARG:HG2	2.08	0.53
41:BU:92:ARG:HG2	42:BV:11:GLN:CD	2.29	0.53
49:B2:39:ALA:CA	49:B2:45:SER:HB3	2.30	0.53
1:CA:262:A:C6	1:CA:263:A:C6	2.96	0.53
1:CA:464:G:C6	1:CA:466:G:H5''	2.44	0.53
1:CA:529:G:O6	14:CL:48:ASN:HA	2.09	0.53
1:CA:553:A:H2'	1:CA:554:C:C6	2.43	0.53
4:CB:25:ASN:HD22	4:CB:25:ASN:N	2.07	0.53
7:CE:16:THR:HG23	7:CE:27:ARG:O	2.09	0.53
11:CI:97:LYS:HB3	11:CI:98:PRO:HD3	1.90	0.53
13:CK:12:ARG:HG2	13:CK:13:GLN:N	2.21	0.53
19:CQ:7:THR:HG22	19:CQ:58:GLU:HG2	1.90	0.53
19:CQ:73:VAL:HG12	19:CQ:74:LEU:H	1.74	0.53
30:DG:33:ARG:CZ	30:DG:162:THR:HG21	2.38	0.53
34:DN:43:GLY:HA2	34:DN:84:ARG:CG	2.39	0.53
35:DO:104:ARG:HB3	35:DO:104:ARG:NH1	2.24	0.53
42:DV:24:LYS:HA	42:DV:92:THR:HG23	1.90	0.53
52:D5:19:ARG:NH1	25:DA:1265:A:H3'	2.24	0.53
25:DA:807:U:H2'	25:DA:808:G:H8	1.73	0.53
25:DA:2105:C:H2'	25:DA:2106:G:C8	2.44	0.53
25:DA:2110:G:H4'	25:DA:2145:C:N4	2.23	0.53
1:AA:1355:G:H2'	1:AA:1356:G:H8	1.72	0.53
12:AJ:30:SER:HB2	12:AJ:80:LYS:HG3	1.88	0.53
18:AP:8:ARG:HH21	18:AP:15:PRO:HG3	1.74	0.53
24:AX:283:GLU:OE1	24:AX:283:GLU:HA	2.08	0.53
25:BA:36:G:H4'	25:BA:451:C:C2	2.44	0.53
25:BA:443:A:C6	29:BF:45:ARG:HD2	2.44	0.53
25:BA:494:G:N2	43:BW:57:ASN:HD21	2.06	0.53
25:BA:666:G:H4'	36:BP:49:ARG:NH1	2.24	0.53
25:BA:1006:C:O2	34:BN:129:MET:HG2	2.08	0.53
25:BA:1790:C:H2'	25:BA:1791:A:C5	2.43	0.53
25:BA:2134:A:H2'	25:BA:2135:A:H8	1.74	0.53
28:BE:31:CYS:HB3	28:BE:49:LEU:HB3	1.91	0.53
29:BF:176:LEU:HD21	29:BF:180:GLY:O	2.08	0.53
1:CA:328:C:H4'	1:CA:329:A:H5'	1.89	0.53

*Continued on next page...*

*Continued from previous page...*

Atom-1	Atom-2	Interatomic distance (Å)	Clash overlap (Å)
9:CG:16:LEU:HB2	11:CI:41:VAL:HG12	1.90	0.53
9:CG:38:LEU:O	9:CG:42:ILE:HG13	2.07	0.53
9:CG:115:ARG:O	9:CG:118:VAL:HG22	2.07	0.53
27:DD:242:ARG:N	27:DD:242:ARG:CD	2.71	0.53
29:DF:28:ILE:O	29:DF:30:PRO:HD3	2.07	0.53
31:DH:44:VAL:HB	31:DH:51:ARG:HB2	1.89	0.53
36:DP:46:LYS:HE3	36:DP:51:PHE:HE2	1.73	0.53
37:DQ:43:THR:HA	37:DQ:94:VAL:HG12	1.91	0.53
39:DS:26:LEU:HG	39:DS:39:ILE:CD1	2.38	0.53
41:DU:62:ILE:HD13	41:DU:65:ILE:HD12	1.90	0.53
42:DV:4:ILE:HD13	42:DV:13:ARG:HA	1.89	0.53
44:DX:18:TYR:HA	44:DX:21:PHE:CD1	2.44	0.53
44:DX:37:THR:O	44:DX:40:LYS:HB3	2.09	0.53
25:DA:1005:C:H1'	25:DA:1012:U:N3	2.23	0.53
25:DA:1360:A:H5'	25:DA:1361:G:OP2	2.08	0.53
1:AA:91:C:O5'	1:AA:91:C:H6	1.91	0.53
4:AB:95:GLN:HG3	4:AB:147:LYS:O	2.09	0.53
7:AE:38:GLN:HA	7:AE:71:LEU:HD11	1.91	0.53
10:AH:86:ILE:HB	10:AH:133:LEU:HD22	1.91	0.53
12:AJ:62:HIS:HD2	16:AN:59:ALA:HB3	1.74	0.53
21:AS:29:ARG:HD2	21:AS:30:LEU:N	2.24	0.53
25:BA:1270:C:H5''	25:BA:1271:G:H5'	1.90	0.53
25:BA:2019:A:H62	52:B5:9:LYS:NZ	2.06	0.53
25:BA:2302:G:H21	30:BG:126:ASP:HB2	1.74	0.53
25:BA:2683:C:H2'	25:BA:2684:U:C6	2.44	0.53
25:BA:2787:C:H1'	28:BE:62:PRO:HG3	1.90	0.53
25:BA:2820:A:N6	28:BE:192:ASN:HB2	2.23	0.53
30:BG:27:ASN:HD21	30:BG:29:TRP:HD1	1.56	0.53
30:BG:53:LEU:CD1	30:BG:88:ILE:HG12	2.39	0.53
41:BU:75:ASN:HB2	41:BU:78:THR:OG1	2.09	0.53
44:BX:62:LYS:O	44:BX:73:ARG:HB2	2.08	0.53
51:B4:38:ALA:HA	51:B4:55:PRO:HA	1.91	0.53
1:CA:716:A:N3	13:CK:118:GLY:HA2	2.23	0.53
11:CI:16:ARG:O	11:CI:63:ILE:HG23	2.08	0.53
19:CQ:94:ASN:O	19:CQ:98:LEU:HG	2.09	0.53
24:CX:96:LEU:C	24:CX:98:PRO:HD3	2.29	0.53
27:DD:80:ALA:HA	27:DD:113:VAL:HG13	1.90	0.53
25:DA:1058:G:H2'	25:DA:1059:G:C8	2.44	0.53
25:DA:1891:G:H2'	25:DA:1892:C:O4'	2.09	0.53
1:AA:1228:C:H2'	1:AA:1229:A:C8	2.39	0.53
9:AG:51:GLN:HA	9:AG:54:THR:O	2.09	0.53

*Continued on next page...*

*Continued from previous page...*

Atom-1	Atom-2	Interatomic distance (Å)	Clash overlap (Å)
10:AH:17:THR:HB	10:AH:78:GLN:HE22	1.74	0.53
11:AI:97:LYS:HB3	11:AI:98:PRO:HD3	1.90	0.53
25:BA:329:G:H8	25:BA:329:G:OP1	1.91	0.53
25:BA:970:C:H2'	25:BA:971:C:C6	2.42	0.53
25:BA:2258:C:O2'	25:BA:2426:A:H4'	2.09	0.53
25:BA:2821:A:OP1	28:BE:110:GLY:N	2.42	0.53
45:BY:96:ILE:CD1	45:BY:99:CYS:HB2	2.37	0.53
49:B2:16:LEU:H	49:B2:20:GLU:HG3	1.73	0.53
52:B5:3:LYS:O	52:B5:6:VAL:HG23	2.09	0.53
4:CB:32:ILE:HD11	4:CB:40:HIS:HB3	1.91	0.53
4:CB:135:GLN:O	4:CB:139:LYS:HG2	2.09	0.53
11:CI:53:VAL:HG12	11:CI:92:TYR:HD2	1.74	0.53
21:CS:16:LEU:O	21:CS:20:LEU:HG	2.09	0.53
21:CS:29:ARG:HD2	21:CS:30:LEU:N	2.24	0.53
22:CT:90:GLN:O	22:CT:93:GLU:HB3	2.09	0.53
24:CX:236:ASP:CG	24:CX:237:SER:H	2.11	0.53
27:DD:126:GLN:HG2	27:DD:127:VAL:H	1.71	0.53
28:DE:184:VAL:HG12	28:DE:185:LYS:H	1.74	0.53
30:DG:29:TRP:CH2	26:DB:31:C:H4'	2.44	0.53
32:DI:81:VAL:HG12	32:DI:82:ARG:H	1.74	0.53
34:DN:53:ILE:HD12	34:DN:122:LEU:HD11	1.91	0.53
36:DP:25:SER:O	25:DA:811:U:H3'	2.09	0.53
37:DQ:30:GLY:CA	37:DQ:107:ALA:HB2	2.35	0.53
45:DY:47:LYS:HE3	25:DA:498:G:N2	2.23	0.53
45:DY:85:VAL:HG21	25:DA:297:C:H5''	1.91	0.53
25:DA:1838:C:C6	25:DA:1838:C:H5''	2.44	0.53
1:AA:191(F):U:H2'	1:AA:191(G):G:C8	2.44	0.53
1:AA:313:A:H2'	1:AA:314:C:C6	2.44	0.53
1:AA:553:A:H2'	1:AA:554:C:C6	2.44	0.53
13:AK:85:ARG:HE	13:AK:111:ASP:HB3	1.73	0.53
24:AX:97:LEU:HD13	24:AX:102:MET:SD	2.49	0.53
25:BA:247:G:H4'	25:BA:386:G:C5	2.44	0.53
25:BA:886:C:H3'	25:BA:886:C:H6	1.74	0.53
25:BA:954:G:H5''	37:BQ:13:GLN:CG	2.39	0.53
25:BA:1528:A:H62	25:BA:1543:A:H2	1.56	0.53
27:BD:93:ALA:HB2	27:BD:107:ALA:HB2	1.91	0.53
51:B4:42:CYS:SG	51:B4:46:ASN:HB3	2.49	0.53
55:B8:54:GLU:HA	55:B8:57:ARG:NH1	2.24	0.53
1:CA:736:C:H2'	1:CA:737:A:H8	1.71	0.53
2:CZ:18:G:H22	2:CZ:57:A:H2'	1.73	0.53
11:CI:8:GLY:HA3	11:CI:76:ALA:O	2.08	0.53

*Continued on next page...*

*Continued from previous page...*

Atom-1	Atom-2	Interatomic distance (Å)	Clash overlap (Å)
21:CS:40:ILE:HG21	21:CS:62:ILE:HD11	1.90	0.53
24:CX:46:GLY:O	24:CX:50:GLU:HG2	2.09	0.53
27:DD:35:LYS:HE3	27:DD:104:TYR:HB2	1.90	0.53
41:DU:59:ARG:HD3	25:DA:1009:A:O4'	2.08	0.53
51:D4:42:CYS:HA	51:D4:59:VAL:C	2.28	0.53
25:DA:1273:U:H4'	25:DA:1275:A:OP2	2.08	0.53
1:AA:22:G:H2'	1:AA:23:C:H6	1.74	0.53
1:AA:353:A:H8	1:AA:353:A:H5'	1.74	0.53
1:AA:619:U:C2	6:AD:135:LEU:HD21	2.44	0.53
7:AE:51:VAL:O	7:AE:55:VAL:HG23	2.09	0.53
10:AH:82:HIS:HD2	10:AH:138:TRP:NE1	2.07	0.53
10:AH:111:ILE:O	10:AH:134:ILE:HB	2.08	0.53
19:AQ:94:ASN:O	19:AQ:98:LEU:HG	2.08	0.53
24:AX:58:LEU:O	24:AX:62:GLU:HG3	2.08	0.53
25:BA:527:C:C4	25:BA:2779:U:H2'	2.43	0.53
25:BA:1278:A:H2'	25:BA:1279:G:H8	1.74	0.53
25:BA:1529:A:H3'	25:BA:1530:G:H8	1.74	0.53
25:BA:2037:G:H2'	25:BA:2038:G:C8	2.44	0.53
25:BA:2113:U:H2'	25:BA:2114:A:C8	2.44	0.53
25:BA:2542:A:H1'	25:BA:2543:G:N7	2.24	0.53
27:BD:242:ARG:N	27:BD:242:ARG:CD	2.71	0.53
28:BE:77:ILE:HG21	28:BE:195:LEU:HD13	1.91	0.53
28:BE:111:ARG:O	38:BR:2:ARG:HD3	2.09	0.53
29:BF:63:LYS:NZ	29:BF:67:GLN:HG2	2.23	0.53
29:BF:67:GLN:HG3	29:BF:67:GLN:O	2.09	0.53
29:BF:103:LYS:HA	29:BF:106:ARG:CG	2.38	0.53
30:BG:8:LYS:O	30:BG:12:TYR:HD1	1.92	0.53
37:BQ:66:ILE:HG22	37:BQ:104:PHE:HD2	1.74	0.53
42:BV:99:ILE:H	42:BV:99:ILE:HD13	1.72	0.53
49:B2:56:GLN:O	49:B2:60:LEU:HG	2.09	0.53
1:CA:91:C:H6	1:CA:91:C:O5'	1.92	0.53
1:CA:313:A:H2'	1:CA:314:C:C6	2.44	0.53
1:CA:510:A:H5''	1:CA:511:C:OP2	2.09	0.53
1:CA:1316:G:O5'	1:CA:1316:G:H8	1.92	0.53
1:CA:1320:C:H2'	1:CA:1321:C:O4'	2.09	0.53
10:CH:86:ILE:HB	10:CH:133:LEU:HD22	1.91	0.53
11:CI:99:LEU:HD12	11:CI:101:PHE:HE2	1.74	0.53
16:CN:37:PHE:CZ	16:CN:56:VAL:HG21	2.42	0.53
18:CP:20:VAL:HG21	18:CP:32:TYR:CG	2.44	0.53
22:CT:80:ARG:O	22:CT:84:LEU:HB2	2.09	0.53
27:DD:125:ILE:HD12	27:DD:125:ILE:N	2.23	0.53

*Continued on next page...*

*Continued from previous page...*

Atom-1	Atom-2	Interatomic distance (Å)	Clash overlap (Å)
28:DE:187:ALA:CB	25:DA:2729:G:H1'	2.39	0.53
30:DG:114:ILE:HG23	30:DG:115:ARG:HD2	1.90	0.53
31:DH:96:ALA:HA	31:DH:105:LEU:HB3	1.90	0.53
39:DS:13:ARG:HH22	25:DA:2335:A:H8	1.57	0.53
44:DX:62:LYS:O	44:DX:73:ARG:HB2	2.09	0.53
45:DY:9:LYS:HB3	25:DA:84:A:H5'	1.90	0.53
45:DY:20:TYR:CE1	45:DY:42:VAL:HA	2.44	0.53
50:D3:2:PRO:HB2	50:D3:59:VAL:O	2.09	0.53
25:DA:576:U:H2'	25:DA:577:G:C8	2.44	0.53
25:DA:1197:G:H5'	25:DA:1227:G:O2'	2.08	0.53
25:DA:1952:A:C6	25:DA:1953:A:C6	2.97	0.53
25:DA:1980:G:H5''	25:DA:1980:G:H8	1.74	0.53
25:DA:2096:U:H2'	25:DA:2097:C:C6	2.44	0.53
25:DA:2134:A:H2'	25:DA:2135:A:H8	1.74	0.53
1:AA:429:U:H4'	1:AA:430:A:O5'	2.08	0.53
1:AA:522:C:H42	1:AA:528:C:H42	1.56	0.53
1:AA:539:A:H2'	1:AA:540:G:C8	2.44	0.53
1:AA:1356:G:H2'	1:AA:1357:A:H8	1.71	0.53
4:AB:32:ILE:HD11	4:AB:40:HIS:HB3	1.91	0.53
7:AE:57:LYS:HE2	7:AE:61:TYR:HE2	1.72	0.53
19:AQ:73:VAL:HG12	19:AQ:74:LEU:H	1.74	0.53
25:BA:27:G:H8	25:BA:27:G:O5'	1.91	0.53
25:BA:270(R):C:O2'	25:BA:270(S):G:H5'	2.09	0.53
25:BA:729:G:H2'	25:BA:1775:U:H1'	1.91	0.53
25:BA:1891:G:H2'	25:BA:1892:C:O4'	2.09	0.53
25:BA:1945:G:H1	25:BA:1961:C:H42	1.57	0.53
30:BG:97:ASP:O	30:BG:101:ILE:HG23	2.09	0.53
36:BP:97:PRO:HD3	36:BP:126:VAL:O	2.09	0.53
48:B1:73:LEU:HD21	48:B1:94:LEU:HD21	1.89	0.53
49:B2:59:ARG:HA	49:B2:62:THR:HB	1.90	0.53
50:B3:29:ARG:HA	50:B3:29:ARG:HE	1.73	0.53
51:B4:42:CYS:HA	51:B4:59:VAL:C	2.30	0.53
1:CA:312:C:H2'	1:CA:313:A:C8	2.43	0.53
1:CA:677:U:H2'	1:CA:678:U:H6	1.72	0.53
1:CA:1502:A:H8	1:CA:1505:G:H22	1.57	0.53
4:CB:153:ARG:NH1	4:CB:153:ARG:HB2	2.25	0.53
6:CD:108:LEU:HD23	6:CD:110:PHE:HE2	1.74	0.53
8:CF:53:ALA:HB3	8:CF:86:ARG:NH1	2.24	0.53
8:CF:85:VAL:HG11	8:CF:88:VAL:HG22	1.91	0.53
27:DD:93:ALA:HB2	27:DD:107:ALA:HB2	1.91	0.53
28:DE:77:ILE:HG21	28:DE:195:LEU:HD13	1.91	0.53

*Continued on next page...*

*Continued from previous page...*

Atom-1	Atom-2	Interatomic distance (Å)	Clash overlap (Å)
28:DE:152:LYS:HG2	25:DA:2619:C:H5''	1.90	0.53
37:DQ:75:THR:HA	37:DQ:88:GLY:CA	2.38	0.53
44:DX:31:HIS:HE1	25:DA:71:A:C2	2.27	0.53
46:DZ:57:ILE:HD12	46:DZ:57:ILE:N	2.24	0.53
48:D1:20:ARG:HH11	48:D1:20:ARG:HB2	1.74	0.53
48:D1:27:GLU:HB3	48:D1:33:LYS:HG3	1.91	0.53
49:D2:32:LEU:HA	49:D2:53:LEU:HD13	1.91	0.53
55:D8:48:PHE:CE1	55:D8:50:LEU:HD21	2.44	0.53
25:DA:247:G:H4'	25:DA:386:G:C5	2.43	0.53
25:DA:670:A:H4'	25:DA:671:C:H5'	1.91	0.53
25:DA:729:G:H2'	25:DA:1775:U:H1'	1.91	0.53
25:DA:1034:G:C5	25:DA:1035:U:C4	2.97	0.53
25:DA:1490:A:H4'	25:DA:1491:G:OP2	2.09	0.53
1:AA:312:C:H2'	1:AA:313:A:C8	2.44	0.52
1:AA:1316:G:O2'	16:AN:18:VAL:HG21	2.09	0.52
1:AA:1342:C:H2'	1:AA:1343:G:C8	2.43	0.52
2:AZ:27:U:H2'	2:AZ:28:C:C6	2.43	0.52
14:AL:82:VAL:HG22	14:AL:83:LEU:N	2.23	0.52
16:AN:2:ALA:O	16:AN:6:LEU:HB2	2.09	0.52
19:AQ:7:THR:HG22	19:AQ:58:GLU:HG2	1.90	0.52
25:BA:915:C:H2'	25:BA:916:G:H8	1.74	0.52
25:BA:2030:A:H5''	25:BA:2031:A:OP1	2.09	0.52
25:BA:2591:C:P	27:BD:239:ARG:HB2	2.49	0.52
25:BA:2795:G:H3'	25:BA:2797:U:H5''	1.91	0.52
27:BD:35:LYS:HE3	27:BD:104:TYR:HB2	1.90	0.52
29:BF:93:LYS:HB3	29:BF:94:PRO:HD2	1.90	0.52
31:BH:109:PHE:CE1	31:BH:152:ARG:HD3	2.44	0.52
37:BQ:140:ALA:HB1	46:BZ:99:TYR:HB2	1.90	0.52
42:BV:28:GLU:HB3	42:BV:29:PRO:HD2	1.90	0.52
50:B3:2:PRO:HB2	50:B3:59:VAL:O	2.09	0.52
1:CA:191(E):G:H2'	1:CA:191(F):U:C6	2.44	0.52
1:CA:438:G:H4'	1:CA:439:A:OP1	2.09	0.52
1:CA:694:A:OP1	13:CK:53:SER:HB3	2.08	0.52
8:CF:72:VAL:HG13	8:CF:73:ASN:N	2.22	0.52
9:CG:51:GLN:HA	9:CG:54:THR:O	2.09	0.52
9:CG:92:SER:O	9:CG:96:GLN:HG3	2.09	0.52
10:CH:17:THR:HB	10:CH:78:GLN:HE22	1.73	0.52
28:DE:84:PHE:CE2	28:DE:86:PRO:HG3	2.44	0.52
29:DF:164:ARG:O	29:DF:168:ARG:HB2	2.10	0.52
34:DN:46:LEU:HB3	25:DA:1140:C:OP1	2.09	0.52
34:DN:129:MET:HG2	25:DA:1006:C:O2	2.08	0.52

*Continued on next page...*



*Continued from previous page...*

Atom-1	Atom-2	Interatomic distance (Å)	Clash overlap (Å)
36:DP:30:THR:HG22	36:DP:31:ALA:N	2.24	0.52
48:D1:27:GLU:HB2	48:D1:33:LYS:HA	1.90	0.52
49:D2:21:LEU:HD12	49:D2:64:LEU:HB3	1.91	0.52
25:DA:329:G:H8	25:DA:329:G:OP1	1.91	0.52
25:DA:713:G:H2'	25:DA:714:U:H6	1.74	0.52
25:DA:756:C:C4	25:DA:757:U:C5	2.97	0.52
25:DA:915:C:H2'	25:DA:916:G:H8	1.74	0.52
25:DA:1785:A:H2'	25:DA:1786:A:H5''	1.92	0.52
25:DA:1827:C:H2'	25:DA:1828:G:O4'	2.08	0.52
25:DA:2258:C:O2'	25:DA:2426:A:H4'	2.09	0.52
25:DA:2502:G:H5'	25:DA:2503:A:C5'	2.38	0.52
26:DB:44:G:H1'	26:DB:47:C:N4	2.24	0.52
1:AA:191(E):G:H2'	1:AA:191(F):U:C6	2.45	0.52
1:AA:256:U:H2'	1:AA:257:G:H8	1.74	0.52
1:AA:394:G:H2'	1:AA:395:C:H6	1.74	0.52
1:AA:1404:C:H2'	1:AA:1405:G:C8	2.44	0.52
8:AF:89:MET:SD	8:AF:91:VAL:HG23	2.49	0.52
12:AJ:6:ILE:HD11	12:AJ:72:VAL:HB	1.92	0.52
16:AN:37:PHE:CZ	16:AN:56:VAL:HG21	2.42	0.52
21:AS:36:ARG:HH12	21:AS:75:ALA:HB3	1.74	0.52
25:BA:84:A:H5'	45:BY:9:LYS:HB3	1.91	0.52
25:BA:221:A:H5''	25:BA:221:A:H8	1.73	0.52
25:BA:1434:A:H2'	25:BA:1435:G:H8	1.72	0.52
25:BA:1952:A:C4	35:BO:22:ILE:HD12	2.44	0.52
25:BA:2131:G:O5'	25:BA:2131:G:H8	1.93	0.52
25:BA:2513:G:C2	25:BA:2514:U:C2	2.97	0.52
25:BA:2580:U:C5	25:BA:2581:G:C6	2.97	0.52
25:BA:2850:A:H5'	25:BA:2868:A:C2	2.39	0.52
31:BH:44:VAL:HB	31:BH:51:ARG:HB2	1.90	0.52
35:BO:12:ASP:OD1	35:BO:85:VAL:HG13	2.09	0.52
1:CA:1404:C:H2'	1:CA:1405:G:C8	2.44	0.52
1:CA:1528:U:H6	1:CA:1528:U:H5''	1.73	0.52
4:CB:21:ARG:HB3	4:CB:39:ILE:HG23	1.90	0.52
10:CH:111:ILE:O	10:CH:134:ILE:HB	2.09	0.52
16:CN:2:ALA:O	16:CN:6:LEU:HB2	2.09	0.52
18:CP:20:VAL:HG23	18:CP:34:GLU:O	2.08	0.52
30:DG:126:ASP:HB2	25:DA:2302:G:H21	1.74	0.52
34:DN:58:ARG:NH2	34:DN:131:PRO:HG3	2.22	0.52
34:DN:160:LYS:HD2	34:DN:161:LEU:H	1.75	0.52
35:DO:17:ARG:HB2	35:DO:45:GLU:HG3	1.89	0.52
41:DU:75:ASN:HB2	41:DU:78:THR:OG1	2.08	0.52

*Continued on next page...*

*Continued from previous page...*

Atom-1	Atom-2	Interatomic distance (Å)	Clash overlap (Å)
44:DX:36:LYS:HE3	44:DX:54:VAL:O	2.10	0.52
48:D1:18:ILE:HD13	48:D1:18:ILE:H	1.74	0.52
48:D1:46:LEU:HA	48:D1:63:ALA:HA	1.90	0.52
52:D5:4:HIS:N	52:D5:5:PRO:HD2	2.25	0.52
25:DA:919:G:C5'	26:DB:81:G:H1'	2.39	0.52
25:DA:2305:A:H3'	25:DA:2306:C:H5''	1.91	0.52
25:DA:2469:A:H5'	25:DA:2470:G:OP2	2.08	0.52
1:AA:1253:G:H2'	1:AA:1254:C:H6	1.74	0.52
1:AA:1316:G:H8	1:AA:1316:G:O5'	1.91	0.52
1:AA:1320:C:H2'	1:AA:1321:C:O4'	2.09	0.52
2:AZ:18:G:H22	2:AZ:57:A:H2'	1.74	0.52
4:AB:75:LYS:C	4:AB:75:LYS:HD3	2.30	0.52
10:AH:51:VAL:HG12	10:AH:52:ASP:N	2.18	0.52
24:AX:46:GLY:O	24:AX:50:GLU:HG2	2.09	0.52
25:BA:323:G:HO2'	25:BA:1205:U:H3	1.56	0.52
25:BA:773:U:H4'	27:BD:47:GLY:HA3	1.90	0.52
25:BA:811:U:H3'	36:BP:25:SER:O	2.09	0.52
25:BA:919:G:C5'	26:BB:81:G:H1'	2.40	0.52
25:BA:1790:C:O2'	27:BD:209:ALA:HB2	2.10	0.52
25:BA:1842:G:H2'	25:BA:1843:C:C6	2.43	0.52
28:BE:117:MET:HE2	28:BE:124:GLY:HA3	1.92	0.52
34:BN:43:GLY:HA2	34:BN:84:ARG:CG	2.40	0.52
37:BQ:43:THR:OG1	37:BQ:45:GLN:HG2	2.08	0.52
1:CA:755:G:OP2	17:CO:65:ARG:HG3	2.09	0.52
4:CB:95:GLN:HG3	4:CB:147:LYS:O	2.08	0.52
10:CH:51:VAL:HG12	10:CH:52:ASP:N	2.18	0.52
18:CP:8:ARG:HH21	18:CP:15:PRO:HG3	1.74	0.52
21:CS:36:ARG:HH12	21:CS:75:ALA:HB3	1.74	0.52
27:DD:25:THR:HG21	27:DD:81:ALA:HA	1.90	0.52
30:DG:53:LEU:CD1	30:DG:88:ILE:HG12	2.39	0.52
38:DR:104:ARG:HH11	38:DR:104:ARG:CB	2.21	0.52
25:DA:27:G:H8	25:DA:27:G:O5'	1.92	0.52
25:DA:1889:A:H2'	25:DA:1890:A:C8	2.44	0.52
26:DB:16:G:OP2	26:DB:16:G:H3'	2.09	0.52
1:AA:237:C:H5''	19:AQ:25:ARG:CZ	2.38	0.52
1:AA:464:G:C6	1:AA:466:G:H5''	2.44	0.52
1:AA:817:C:H1'	1:AA:819:A:H5'	1.90	0.52
1:AA:1253:G:H2'	1:AA:1254:C:C6	2.45	0.52
4:AB:21:ARG:HB3	4:AB:39:ILE:HG23	1.92	0.52
4:AB:96:ARG:N	4:AB:96:ARG:HD2	2.24	0.52
4:AB:141:GLU:O	4:AB:145:LEU:HD23	2.09	0.52

*Continued on next page...*

*Continued from previous page...*

Atom-1	Atom-2	Interatomic distance (Å)	Clash overlap (Å)
6:AD:33:MET:HG2	6:AD:37:PRO:HA	1.92	0.52
9:AG:53:LYS:HG3	9:AG:125:MET:HE3	1.92	0.52
15:AM:12:ASN:HA	15:AM:46:LYS:HE2	1.90	0.52
22:AT:10:LEU:HD12	22:AT:11:SER:H	1.73	0.52
25:BA:27:G:O2'	25:BA:28:A:H8	1.91	0.52
25:BA:71:A:C2	44:BX:31:HIS:HE1	2.26	0.52
25:BA:441:U:H1'	29:BF:46:ARG:HH22	1.74	0.52
25:BA:2282:G:H5''	25:BA:2283:C:O4'	2.09	0.52
31:BH:27:LYS:HG2	31:BH:32:GLU:HB2	1.91	0.52
36:BP:26:GLY:HA2	36:BP:30:THR:HG23	1.91	0.52
44:BX:18:TYR:HA	44:BX:21:PHE:CD1	2.44	0.52
48:B1:19:GLN:HG2	48:B1:41:ARG:HA	1.91	0.52
49:B2:35:LEU:HD12	49:B2:53:LEU:HD12	1.91	0.52
1:CA:675:A:H2'	1:CA:676:A:C8	2.45	0.52
1:CA:1201:A:H4'	1:CA:1202:G:O5'	2.09	0.52
4:CB:8:LYS:HG2	4:CB:217:ARG:NH1	2.24	0.52
4:CB:60:ASP:O	4:CB:64:ARG:HG2	2.10	0.52
4:CB:96:ARG:N	4:CB:96:ARG:HD2	2.24	0.52
5:CC:27:LYS:HA	5:CC:27:LYS:HZ3	1.73	0.52
24:CX:208:GLU:O	24:CX:210:PHE:N	2.43	0.52
27:DD:166:GLN:HE21	27:DD:166:GLN:CA	2.22	0.52
28:DE:110:GLY:N	25:DA:2821:A:OP1	2.41	0.52
28:DE:132:HIS:ND1	25:DA:1658:C:OP1	2.43	0.52
28:DE:154:LYS:O	28:DE:156:MET:HG3	2.09	0.52
29:DF:102:PRO:O	29:DF:106:ARG:HG2	2.09	0.52
36:DP:62:LEU:HD12	25:DA:2393:A:C5'	2.39	0.52
38:DR:17:ARG:O	38:DR:20:LEU:HB3	2.09	0.52
46:DZ:8:TYR:HB2	46:DZ:38:TYR:CZ	2.45	0.52
25:DA:6:A:H2'	25:DA:7:G:C8	2.45	0.52
25:DA:210:C:H2'	25:DA:211:A:C8	2.45	0.52
25:DA:1682:G:H5'	25:DA:1762:A:O2'	2.09	0.52
25:DA:2795:G:H3'	25:DA:2797:U:H5''	1.90	0.52
1:AA:394:G:C4	1:AA:395:C:C5	2.97	0.52
5:AC:105:GLU:CG	5:AC:106:VAL:H	2.20	0.52
7:AE:126:ARG:HA	7:AE:131:ILE:HD11	1.91	0.52
24:AX:93:GLU:CD	24:AX:344:GLN:HB3	2.30	0.52
24:AX:236:ASP:CG	24:AX:237:SER:H	2.11	0.52
25:BA:141(A):A:H3'	25:BA:141(B):C:H6	1.73	0.52
25:BA:375:C:H2'	25:BA:376:C:H6	1.73	0.52
31:BH:13:LYS:HE2	31:BH:14:GLY:H	1.73	0.52
31:BH:96:ALA:HA	31:BH:105:LEU:HB3	1.91	0.52

*Continued on next page...*

*Continued from previous page...*

Atom-1	Atom-2	Interatomic distance (Å)	Clash overlap (Å)
34:BN:80:ALA:HB3	34:BN:147:ALA:HB2	1.91	0.52
36:BP:30:THR:HG22	36:BP:31:ALA:N	2.24	0.52
42:BV:38:LEU:O	42:BV:52:VAL:HG12	2.10	0.52
46:BZ:57:ILE:HD12	46:BZ:57:ILE:N	2.24	0.52
48:B1:18:ILE:H	48:B1:18:ILE:HD13	1.75	0.52
55:B8:39:LYS:O	55:B8:43:GLN:HG2	2.10	0.52
55:B8:48:PHE:CE1	55:B8:50:LEU:HD21	2.45	0.52
1:CA:1152:A:H2'	1:CA:1153:C:C6	2.44	0.52
1:CA:1327:C:H2'	1:CA:1328:C:H6	1.74	0.52
1:CA:1465:C:H2'	1:CA:1466:C:O4'	2.08	0.52
4:CB:98:LEU:O	4:CB:101:MET:HG3	2.09	0.52
4:CB:141:GLU:O	4:CB:145:LEU:HD23	2.09	0.52
12:CJ:6:ILE:HD11	12:CJ:72:VAL:HB	1.91	0.52
17:CO:60:VAL:O	17:CO:63:ARG:HB3	2.10	0.52
24:CX:80:ALA:O	24:CX:84:ARG:HB2	2.09	0.52
29:DF:84:VAL:CG2	25:DA:448:U:H1'	2.40	0.52
31:DH:13:LYS:HE2	31:DH:14:GLY:H	1.73	0.52
34:DN:85:VAL:HG22	34:DN:89:LYS:HG3	1.92	0.52
42:DV:28:GLU:HB3	42:DV:29:PRO:HD2	1.90	0.52
46:DZ:146:ILE:HA	46:DZ:174:VAL:HB	1.91	0.52
48:D1:13:ILE:HG23	48:D1:14:VAL:H	1.73	0.52
1:AA:370:C:H2'	1:AA:371:G:C8	2.45	0.52
1:AA:563:A:H2'	1:AA:563:A:N3	2.24	0.52
1:AA:1161:C:H2'	1:AA:1162:C:H6	1.75	0.52
4:AB:135:GLN:O	4:AB:139:LYS:HG2	2.08	0.52
9:AG:16:LEU:HB2	11:AI:41:VAL:HG12	1.90	0.52
9:AG:92:SER:O	9:AG:96:GLN:HG3	2.10	0.52
24:AX:80:ALA:O	24:AX:84:ARG:HB2	2.10	0.52
24:AX:312:VAL:HG21	24:AX:327:VAL:HG21	1.92	0.52
25:BA:141(A):A:H5''	25:BA:141(B):C:C5	2.36	0.52
25:BA:210:C:H2'	25:BA:211:A:C8	2.45	0.52
25:BA:218:A:H2'	25:BA:219:G:O4'	2.08	0.52
25:BA:1557:C:H5''	25:BA:1558:A:OP2	2.08	0.52
25:BA:1820:U:H4'	25:BA:1821:A:OP2	2.10	0.52
25:BA:2105:C:H2'	25:BA:2106:G:H8	1.74	0.52
25:BA:2729:G:H1'	28:BE:187:ALA:CB	2.40	0.52
29:BF:65:TRP:CZ3	29:BF:75:HIS:HD2	2.28	0.52
31:BH:101:ARG:HB2	31:BH:117:PRO:HG3	1.91	0.52
32:BI:31:LEU:HB3	32:BI:32:PRO:HD3	1.92	0.52
34:BN:53:ILE:HD12	34:BN:122:LEU:HD11	1.92	0.52
2:CY:26:G:H2'	2:CY:27:U:H6	1.75	0.52

*Continued on next page...*

*Continued from previous page...*

Atom-1	Atom-2	Interatomic distance (Å)	Clash overlap (Å)
5:CC:13:GLY:HA3	16:CN:57:ARG:HE	1.74	0.52
5:CC:58:GLU:HB2	5:CC:65:ALA:HB3	1.91	0.52
7:CE:126:ARG:HA	7:CE:131:ILE:HD11	1.92	0.52
24:CX:222:MET:HG2	25:DA:2555:U:H3	1.75	0.52
24:CX:223:ARG:HD3	24:CX:236:ASP:HB3	1.91	0.52
27:DD:186:HIS:CD2	27:DD:188:GLU:H	2.28	0.52
30:DG:18:GLU:HG3	30:DG:21:ARG:HH21	1.74	0.52
34:DN:40:ASP:OD1	34:DN:42:GLU:HG2	2.09	0.52
36:DP:97:PRO:HD3	36:DP:126:VAL:O	2.10	0.52
25:DA:915:C:H2'	25:DA:916:G:C8	2.44	0.52
25:DA:2623:G:H5'	25:DA:2826:A:H1'	1.92	0.52
25:DA:2837:G:H2'	25:DA:2838:G:H8	1.74	0.52
26:DB:67:G:N2	26:DB:68:C:C2	2.78	0.52
1:AA:675:A:H2'	1:AA:676:A:C8	2.45	0.52
1:AA:1148:U:O3'	11:AI:14:VAL:HG11	2.10	0.52
1:AA:1152:A:H2'	1:AA:1153:C:C6	2.45	0.52
5:AC:134:ILE:HD11	5:AC:153:VAL:HG22	1.92	0.52
9:AG:31:MET:SD	9:AG:34:GLY:HA2	2.49	0.52
11:AI:53:VAL:HG12	11:AI:92:TYR:HD2	1.74	0.52
18:AP:22:THR:HG22	18:AP:32:TYR:HA	1.91	0.52
21:AS:16:LEU:O	21:AS:20:LEU:HG	2.09	0.52
25:BA:586:A:C5'	29:BF:89:VAL:HG11	2.34	0.52
25:BA:1034:G:C5	25:BA:1035:U:C4	2.97	0.52
25:BA:1682:G:H5'	25:BA:1762:A:O2'	2.09	0.52
25:BA:2837:G:H2'	25:BA:2838:G:H8	1.72	0.52
27:BD:25:THR:O	27:BD:27:THR:HG22	2.10	0.52
27:BD:166:GLN:HE21	27:BD:166:GLN:CA	2.23	0.52
28:BE:154:LYS:O	28:BE:156:MET:HG3	2.09	0.52
29:BF:164:ARG:O	29:BF:168:ARG:HB2	2.09	0.52
41:BU:59:ARG:O	41:BU:63:VAL:HG23	2.09	0.52
48:B1:11:ARG:HG3	48:B1:62:VAL:CA	2.40	0.52
48:B1:13:ILE:HG23	48:B1:14:VAL:H	1.74	0.52
1:CA:176:C:H5''	22:CT:29:LYS:HZ1	1.74	0.52
1:CA:176:C:H2'	1:CA:177:C:C6	2.45	0.52
1:CA:1080:A:H5''	1:CA:1081:G:OP2	2.10	0.52
2:CZ:18:G:N2	2:CZ:57:A:H2'	2.25	0.52
2:CZ:37:A:H2'	2:CZ:38:A:C8	2.45	0.52
4:CB:75:LYS:HD3	4:CB:75:LYS:C	2.30	0.52
12:CJ:30:SER:HB2	12:CJ:80:LYS:HG2	1.91	0.52
14:CL:83:LEU:HD12	14:CL:103:VAL:HG11	1.91	0.52
24:CX:312:VAL:HG21	24:CX:327:VAL:HG21	1.92	0.52

*Continued on next page...*

*Continued from previous page...*

Atom-1	Atom-2	Interatomic distance (Å)	Clash overlap (Å)
27:DD:25:THR:O	27:DD:27:THR:HG22	2.10	0.52
28:DE:31:CYS:HB3	28:DE:49:LEU:HB3	1.90	0.52
30:DG:173:LEU:HA	30:DG:176:LEU:HD12	1.91	0.52
37:DQ:38:GLU:O	37:DQ:127:ILE:HD13	2.09	0.52
37:DQ:63:LYS:HD3	46:DZ:175:VAL:HG21	1.92	0.52
44:DX:40:LYS:O	44:DX:44:GLU:HB2	2.09	0.52
44:DX:89:ILE:HB	44:DX:92:LEU:HB2	1.92	0.52
25:DA:1498:C:OP2	25:DA:1498:C:H3'	2.10	0.52
25:DA:1824:G:O2'	25:DA:1825:A:H5'	2.09	0.52
25:DA:1980:G:H5''	25:DA:1980:G:C8	2.45	0.52
25:DA:2189:U:H2'	25:DA:2190:G:H8	1.75	0.52
25:DA:2542:A:H1'	25:DA:2543:G:N7	2.25	0.52
25:DA:2683:C:H2'	25:DA:2684:U:C6	2.44	0.52
1:AA:25:C:H2'	1:AA:26:A:C8	2.44	0.52
1:AA:438:G:H4'	1:AA:439:A:OP1	2.09	0.52
1:AA:542:G:H2'	1:AA:543:C:H6	1.75	0.52
1:AA:695:A:H2'	1:AA:696:A:C8	2.45	0.52
1:AA:939:G:H2'	1:AA:940:C:C6	2.45	0.52
1:AA:1073:U:H2'	1:AA:1074:G:C8	2.44	0.52
1:AA:1097:C:H2'	1:AA:1098:C:H6	1.73	0.52
4:AB:153:ARG:NH1	4:AB:153:ARG:HB2	2.25	0.52
8:AF:53:ALA:HB3	8:AF:86:ARG:NH1	2.24	0.52
12:AJ:49:VAL:CG2	16:AN:41:ARG:HB2	2.39	0.52
13:AK:12:ARG:HG2	13:AK:13:GLN:N	2.21	0.52
15:AM:57:ARG:HH12	51:B4:60:GLU:HB2	1.75	0.52
15:AM:60:VAL:HG13	15:AM:64:TRP:HE1	1.74	0.52
25:BA:371:A:C8	25:BA:373:U:C2	2.98	0.52
25:BA:796:C:H2'	25:BA:797:C:C6	2.45	0.52
26:BB:16:G:H3'	26:BB:16:G:OP2	2.10	0.52
26:BB:70:C:H2'	26:BB:71:C:H6	1.75	0.52
34:BN:40:ASP:OD1	34:BN:42:GLU:HG2	2.09	0.52
38:BR:17:ARG:O	38:BR:20:LEU:HB3	2.09	0.52
46:BZ:104:PHE:HA	46:BZ:139:VAL:HB	1.92	0.52
1:CA:429:U:H1'	1:CA:430:A:H5''	1.92	0.52
1:CA:843:U:H5'	1:CA:848:C:O4'	2.10	0.52
1:CA:1493:A:C5	25:DA:1913:A:C5	2.98	0.52
2:CZ:37:A:H2'	2:CZ:38:A:H8	1.74	0.52
4:CB:70:PHE:O	4:CB:71:VAL:HG13	2.09	0.52
5:CC:92:ALA:HB2	5:CC:99:VAL:HG13	1.92	0.52
13:CK:57:THR:HG22	13:CK:59:TYR:N	2.25	0.52
24:CX:163:ARG:NH1	24:CX:204:LYS:HD3	2.23	0.52

*Continued on next page...*

*Continued from previous page...*

Atom-1	Atom-2	Interatomic distance (Å)	Clash overlap (Å)
24:CX:316:ARG:NE	24:CX:346:ARG:HH22	2.07	0.52
27:DD:239:ARG:HB2	25:DA:2591:C:OP2	2.10	0.52
29:DF:74:ARG:HD3	25:DA:674:G:O2'	2.10	0.52
36:DP:49:ARG:NH1	25:DA:666:G:H4'	2.25	0.52
41:DU:18:LEU:HD21	41:DU:22:LYS:HE2	1.90	0.52
44:DX:7:VAL:HG13	44:DX:30:VAL:HG13	1.92	0.52
44:DX:44:GLU:HG3	44:DX:50:LYS:HA	1.91	0.52
25:DA:2113:U:H2'	25:DA:2114:A:C8	2.44	0.52
1:AA:151:A:H2'	1:AA:152:A:O4'	2.10	0.52
1:AA:1465:C:H2'	1:AA:1466:C:O4'	2.09	0.52
5:AC:58:GLU:HB2	5:AC:65:ALA:HB3	1.91	0.52
25:BA:1360:A:H5'	25:BA:1361:G:OP2	2.09	0.52
25:BA:2817:G:H2'	25:BA:2818:G:O4'	2.10	0.52
26:BB:31:C:H4'	30:BG:29:TRP:CH2	2.45	0.52
29:BF:80:ALA:O	29:BF:83:PHE:HB2	2.08	0.52
30:BG:173:LEU:HA	30:BG:176:LEU:HD12	1.91	0.52
34:BN:160:LYS:HD2	34:BN:161:LEU:H	1.75	0.52
35:BO:53:LYS:HD2	35:BO:53:LYS:N	2.25	0.52
41:BU:81:HIS:O	41:BU:85:LYS:HB2	2.09	0.52
48:B1:27:GLU:HB3	48:B1:33:LYS:HG3	1.90	0.52
49:B2:46:GLN:HB2	49:B2:49:LYS:NZ	2.25	0.52
1:CA:237:C:H5''	19:CQ:25:ARG:CZ	2.39	0.52
1:CA:256:U:H2'	1:CA:257:G:H8	1.75	0.52
1:CA:394:G:C4	1:CA:395:C:C5	2.97	0.52
1:CA:1316:G:O2'	16:CN:18:VAL:HG21	2.10	0.52
1:CA:1338:G:H21	2:CY:41:C:H1'	1.74	0.52
5:CC:134:ILE:HD11	5:CC:153:VAL:HG22	1.91	0.52
7:CE:6:PHE:CD2	7:CE:36:ASP:HB3	2.35	0.52
7:CE:149:GLU:O	7:CE:153:LYS:HB2	2.10	0.52
31:DH:101:ARG:HB2	31:DH:117:PRO:HG3	1.92	0.52
31:DH:103:LEU:HD23	31:DH:103:LEU:H	1.75	0.52
36:DP:26:GLY:HA2	36:DP:30:THR:HG23	1.90	0.52
46:DZ:110:GLY:HA2	46:DZ:146:ILE:HG23	1.92	0.52
25:DA:2194:G:H2'	25:DA:2195:C:C6	2.44	0.52
25:DA:2379:G:H2'	25:DA:2380:C:C6	2.45	0.52
26:DB:60:C:H2'	26:DB:61:G:H8	1.75	0.52
1:AA:176:C:H5''	22:AT:29:LYS:HZ1	1.73	0.52
1:AA:176:C:H2'	1:AA:177:C:C6	2.45	0.52
1:AA:542:G:H5'	6:AD:41:GLY:CA	2.40	0.52
1:AA:1080:A:H5''	1:AA:1081:G:OP2	2.10	0.52
2:AZ:33:U:H4'	9:AG:84:ASN:HD22	1.74	0.52

*Continued on next page...*

*Continued from previous page...*

Atom-1	Atom-2	Interatomic distance (Å)	Clash overlap (Å)
2:AZ:37:A:H2'	2:AZ:38:A:H8	1.75	0.52
25:BA:6:A:H2'	25:BA:7:G:C8	2.44	0.52
25:BA:289:A:H2'	25:BA:290:G:O4'	2.09	0.52
25:BA:2189:U:H2'	25:BA:2190:G:H8	1.75	0.52
25:BA:2468:G:H5'	37:BQ:120:ILE:HD12	1.92	0.52
30:BG:133:LEU:H	30:BG:133:LEU:HD23	1.74	0.52
34:BN:53:ILE:HG23	34:BN:75:VAL:HG11	1.92	0.52
35:BO:106:LEU:H	35:BO:106:LEU:HD12	1.75	0.52
43:BW:18:ARG:HG2	43:BW:76:VAL:CG1	2.40	0.52
1:CA:522:C:N4	1:CA:528:C:H42	2.06	0.52
1:CA:539:A:H2'	1:CA:540:G:C8	2.45	0.52
1:CA:1258:G:H2'	1:CA:1259:C:C6	2.45	0.52
14:CL:84:ILE:HG23	14:CL:97:TYR:HB3	1.92	0.52
27:DD:246:PRO:HB2	27:DD:255:LYS:HB3	1.92	0.52
29:DF:80:ALA:HB3	29:DF:83:PHE:HD1	1.74	0.52
29:DF:150:GLY:HA2	29:DF:172:TRP:CZ3	2.44	0.52
34:DN:36:TRP:HB2	34:DN:156:GLN:HB2	1.92	0.52
42:DV:22:VAL:CG1	42:DV:23:GLU:H	2.19	0.52
43:DW:18:ARG:HG2	43:DW:76:VAL:CG1	2.39	0.52
44:DX:40:LYS:HD2	44:DX:51:VAL:HB	1.92	0.52
49:D2:15:LYS:HE2	49:D2:15:LYS:HA	1.92	0.52
49:D2:17:SER:CB	49:D2:18:PRO:CD	2.86	0.52
49:D2:59:ARG:HA	49:D2:62:THR:HB	1.90	0.52
51:D4:42:CYS:SG	51:D4:46:ASN:HB3	2.50	0.52
25:DA:2807:G:N1	25:DA:2893:G:O6	2.43	0.52
26:DB:70:C:H2'	26:DB:71:C:H6	1.74	0.52
1:AA:522:C:N4	1:AA:528:C:H42	2.08	0.51
1:AA:843:U:H5'	1:AA:848:C:O4'	2.10	0.51
1:AA:1528:U:H5''	1:AA:1528:U:H6	1.75	0.51
2:AZ:18:G:N2	2:AZ:57:A:H2'	2.25	0.51
5:AC:6:HIS:ND1	16:AN:49:HIS:HB3	2.25	0.51
5:AC:52:LEU:H	5:AC:52:LEU:HD23	1.75	0.51
12:AJ:74:ILE:O	12:AJ:74:ILE:HG12	2.09	0.51
25:BA:94:G:H21	49:B2:47:ASN:HD22	1.58	0.51
25:BA:740:U:H2'	25:BA:741:G:C8	2.45	0.51
25:BA:1190:G:P	36:BP:32:THR:HG21	2.50	0.51
25:BA:2128:C:H2'	25:BA:2129:C:C6	2.45	0.51
25:BA:2291:U:H2'	25:BA:2292:C:C6	2.45	0.51
25:BA:2502:G:H5'	25:BA:2503:A:C5'	2.40	0.51
26:BB:44:G:H1'	26:BB:47:C:N4	2.25	0.51
29:BF:102:PRO:O	29:BF:106:ARG:HG2	2.09	0.51

*Continued on next page...*



*Continued from previous page...*

Atom-1	Atom-2	Interatomic distance (Å)	Clash overlap (Å)
34:BN:36:TRP:HB2	34:BN:156:GLN:HB2	1.91	0.51
44:BX:40:LYS:O	44:BX:44:GLU:HB2	2.10	0.51
44:BX:44:GLU:HG3	44:BX:50:LYS:HA	1.91	0.51
52:B5:4:HIS:N	52:B5:5:PRO:HD2	2.25	0.51
1:CA:191(F):U:H2'	1:CA:191(G):G:C8	2.44	0.51
1:CA:259:G:H2'	1:CA:260:G:C8	2.45	0.51
12:CJ:49:VAL:CG2	16:CN:41:ARG:HB2	2.39	0.51
12:CJ:62:HIS:HD2	16:CN:59:ALA:HB3	1.74	0.51
15:CM:12:ASN:HA	15:CM:46:LYS:HE2	1.91	0.51
19:CQ:17:LYS:HE3	19:CQ:47:PRO:HA	1.91	0.51
29:DF:45:ARG:HD2	25:DA:443:A:C6	2.45	0.51
39:DS:21:THR:HG21	25:DA:2378:A:O2'	2.09	0.51
41:DU:27:LEU:HD12	25:DA:2019:A:H5''	1.90	0.51
48:D1:11:ARG:HG3	48:D1:62:VAL:CA	2.40	0.51
49:D2:47:ASN:ND2	25:DA:94:G:N2	2.58	0.51
25:DA:1842:G:H2'	25:DA:1843:C:C6	2.45	0.51
25:DA:2468:G:N2	25:DA:2481:G:H2'	2.25	0.51
1:AA:524:G:H2'	1:AA:525:C:C6	2.45	0.51
1:AA:551:U:H2'	1:AA:552:U:C6	2.45	0.51
1:AA:784:C:H4'	25:BA:1837:C:OP1	2.10	0.51
1:AA:1258:G:H2'	1:AA:1259:C:C6	2.45	0.51
5:AC:13:GLY:HA3	16:AN:57:ARG:NE	2.25	0.51
5:AC:23:TYR:HA	12:AJ:11:PHE:CE1	2.45	0.51
9:AG:42:ILE:O	9:AG:45:ASP:HB2	2.10	0.51
24:AX:208:GLU:O	24:AX:210:PHE:N	2.43	0.51
25:BA:273(A):G:H1	25:BA:364:C:H42	1.58	0.51
25:BA:1130:U:O2'	25:BA:1131:G:H5''	2.11	0.51
25:BA:1264:G:H8	25:BA:1264:G:O5'	1.93	0.51
25:BA:1952:A:C6	25:BA:1953:A:N1	2.79	0.51
25:BA:1980:G:H5''	25:BA:1980:G:H8	1.75	0.51
25:BA:2301:C:H2'	25:BA:2302:G:C8	2.44	0.51
25:BA:2305:A:H3'	25:BA:2306:C:H5''	1.92	0.51
25:BA:2345:G:N3	25:BA:2381:C:H2'	2.25	0.51
25:BA:2393:A:C5'	36:BP:62:LEU:HD12	2.39	0.51
25:BA:2626:C:H2'	25:BA:2627:G:O4'	2.10	0.51
25:BA:2807:G:N1	25:BA:2893:G:O6	2.43	0.51
35:BO:104:ARG:HB3	35:BO:104:ARG:NH1	2.25	0.51
43:BW:31:GLU:O	43:BW:35:ILE:HG13	2.10	0.51
44:BX:36:LYS:HE3	44:BX:54:VAL:O	2.10	0.51
46:BZ:146:ILE:HA	46:BZ:174:VAL:HB	1.91	0.51
1:CA:1161:C:H2'	1:CA:1162:C:C6	2.44	0.51

*Continued on next page...*

*Continued from previous page...*

Atom-1	Atom-2	Interatomic distance (Å)	Clash overlap (Å)
2:CZ:11:A:H2'	2:CZ:12:G:C8	2.46	0.51
5:CC:6:HIS:ND1	16:CN:49:HIS:HB3	2.25	0.51
24:CX:325:GLU:HG3	24:CX:326:GLY:N	2.24	0.51
30:DG:133:LEU:HD23	30:DG:133:LEU:H	1.74	0.51
34:DN:80:ALA:HB3	34:DN:147:ALA:HB2	1.92	0.51
36:DP:50:ARG:HG2	36:DP:50:ARG:O	2.08	0.51
40:DT:29:ARG:HD3	40:DT:46:GLU:OE1	2.11	0.51
43:DW:103:ILE:HD12	43:DW:103:ILE:H	1.75	0.51
45:DY:75:ILE:HD11	45:DY:79:CYS:HA	1.92	0.51
25:DA:286:C:H2'	25:DA:287:C:C6	2.45	0.51
25:DA:919:G:H5''	26:DB:81:G:H1'	1.92	0.51
25:DA:941:A:H2'	25:DA:942:G:O4'	2.10	0.51
25:DA:2039:C:O2'	25:DA:2040:C:H5'	2.10	0.51
25:DA:2131:G:H5'	25:DA:2133:G:O4'	2.11	0.51
25:DA:2592:G:C2	25:DA:2603:G:C2	2.98	0.51
1:AA:17:U:H2'	1:AA:18:C:H6	1.75	0.51
1:AA:1286:A:N6	1:AA:1354:C:H5''	2.26	0.51
5:AC:92:ALA:HB2	5:AC:99:VAL:HG13	1.93	0.51
24:AX:237:SER:CB	24:AX:258:GLN:HB2	2.39	0.51
24:AX:325:GLU:HG3	24:AX:326:GLY:N	2.25	0.51
25:BA:364:C:H6	25:BA:364:C:H5'	1.75	0.51
25:BA:863:A:H2'	25:BA:864:G:C8	2.44	0.51
25:BA:973:A:OP2	42:BV:78:LYS:NZ	2.42	0.51
27:BD:186:HIS:CD2	27:BD:188:GLU:H	2.28	0.51
28:BE:84:PHE:CE2	28:BE:86:PRO:HG3	2.45	0.51
28:BE:184:VAL:HG12	28:BE:185:LYS:H	1.74	0.51
29:BF:14:PRO:HD3	29:BF:128:ALA:HB2	1.92	0.51
44:BX:31:HIS:HD2	44:BX:33:LYS:O	1.93	0.51
45:BY:20:TYR:CE1	45:BY:42:VAL:HA	2.46	0.51
48:B1:20:ARG:HB2	48:B1:20:ARG:HH11	1.75	0.51
1:CA:25:C:H2'	1:CA:26:A:C8	2.45	0.51
1:CA:718:G:C8	13:CK:116:HIS:HB3	2.46	0.51
5:CC:52:LEU:HD23	5:CC:52:LEU:H	1.75	0.51
10:CH:82:HIS:HD2	10:CH:138:TRP:NE1	2.07	0.51
11:CI:4:TYR:CE2	11:CI:88:TYR:HB2	2.45	0.51
15:CM:60:VAL:HG13	15:CM:64:TRP:HE1	1.74	0.51
17:CO:45:VAL:HG23	17:CO:46:HIS:ND1	2.25	0.51
28:DE:117:MET:HE2	28:DE:124:GLY:HA3	1.91	0.51
29:DF:65:TRP:CZ3	29:DF:75:HIS:HD2	2.29	0.51
39:DS:26:LEU:O	39:DS:88:ASP:HB3	2.10	0.51
41:DU:40:PHE:HB3	42:DV:75:PHE:CD1	2.45	0.51

*Continued on next page...*

*Continued from previous page...*

Atom-1	Atom-2	Interatomic distance (Å)	Clash overlap (Å)
49:D2:35:LEU:HD12	49:D2:53:LEU:HD12	1.92	0.51
25:DA:270(R):C:O2'	25:DA:270(S):G:H5'	2.10	0.51
25:DA:755:C:H2'	25:DA:756:C:H6	1.75	0.51
1:AA:598:U:H2'	1:AA:599:C:C6	2.45	0.51
1:AA:731:G:OP1	1:AA:766:A:H1'	2.10	0.51
4:AB:20:GLU:HA	4:AB:20:GLU:OE1	2.11	0.51
4:AB:27:LYS:O	4:AB:30:ARG:HG2	2.11	0.51
5:AC:184:TYR:HE2	5:AC:186:PHE:HB2	1.74	0.51
10:AH:73:ASP:O	10:AH:75:ARG:HG2	2.11	0.51
11:AI:4:TYR:CE2	11:AI:88:TYR:HB2	2.45	0.51
11:AI:5:TYR:HA	11:AI:17:VAL:O	2.11	0.51
11:AI:99:LEU:HD12	11:AI:101:PHE:HE2	1.74	0.51
18:AP:23:ASP:O	18:AP:26:ARG:HB2	2.10	0.51
25:BA:414:C:H2'	25:BA:415:A:C8	2.46	0.51
25:BA:2194:G:H2'	25:BA:2195:C:C6	2.44	0.51
25:BA:2623:G:H5'	25:BA:2826:A:H1'	1.93	0.51
36:BP:115:LEU:HA	36:BP:134:ALA:CB	2.39	0.51
37:BQ:43:THR:HA	37:BQ:94:VAL:HG12	1.92	0.51
37:BQ:141:GLN:HG2	46:BZ:72:ARG:HA	1.92	0.51
49:B2:21:LEU:HD12	49:B2:64:LEU:HB3	1.91	0.51
49:B2:32:LEU:HA	49:B2:53:LEU:HD13	1.91	0.51
1:CA:278:G:OP2	19:CQ:41:LYS:HE2	2.11	0.51
1:CA:939:G:H2'	1:CA:940:C:C6	2.45	0.51
1:CA:1015:A:H1'	1:CA:1218:C:O2'	2.11	0.51
1:CA:1435:G:H2'	1:CA:1436:U:C6	2.46	0.51
19:CQ:40:LYS:HD2	19:CQ:42:TYR:CE1	2.45	0.51
19:CQ:45:HIS:HB2	19:CQ:69:LYS:HE2	1.93	0.51
24:CX:237:SER:CB	24:CX:258:GLN:HB2	2.39	0.51
24:CX:342:ALA:O	24:CX:346:ARG:HG3	2.10	0.51
30:DG:97:ASP:O	30:DG:101:ILE:HG23	2.09	0.51
31:DH:29:PRO:HD2	31:DH:79:VAL:O	2.11	0.51
31:DH:101:ARG:H	31:DH:101:ARG:NE	2.05	0.51
36:DP:16:ARG:HE	36:DP:17:LYS:N	2.08	0.51
37:DQ:141:GLN:HG2	46:DZ:72:ARG:HA	1.92	0.51
25:DA:414:C:H2'	25:DA:415:A:C8	2.46	0.51
25:DA:1075:C:H2'	25:DA:1076:C:H6	1.67	0.51
25:DA:1570:A:C6	25:DA:1571:A:C6	2.98	0.51
25:DA:2817:G:H2'	25:DA:2818:G:O4'	2.10	0.51
26:DB:8:U:H2'	26:DB:9:G:C8	2.46	0.51
4:AB:60:ASP:O	4:AB:64:ARG:HG2	2.10	0.51
6:AD:31:CYS:O	6:AD:32:ALA:HB3	2.10	0.51

*Continued on next page...*

*Continued from previous page...*

Atom-1	Atom-2	Interatomic distance (Å)	Clash overlap (Å)
17:AO:9:GLN:O	17:AO:13:GLN:HG2	2.11	0.51
22:AT:80:ARG:O	22:AT:84:LEU:HB2	2.10	0.51
24:AX:177:VAL:HG12	24:AX:301:LYS:HB2	1.93	0.51
25:BA:286:C:H2'	25:BA:287:C:C6	2.45	0.51
25:BA:481:G:O2'	25:BA:507:A:N6	2.44	0.51
25:BA:609(A):A:H2'	25:BA:609(B):G:O4'	2.11	0.51
25:BA:713:G:H2'	25:BA:714:U:H6	1.74	0.51
25:BA:828:U:H4'	25:BA:831:G:N1	2.26	0.51
25:BA:1858:G:O2'	25:BA:1859:A:H8	1.94	0.51
25:BA:1889:A:H2'	25:BA:1890:A:C8	2.45	0.51
25:BA:1900:A:N1	25:BA:1970:A:C6	2.79	0.51
25:BA:2131:G:H5'	25:BA:2133:G:O4'	2.11	0.51
27:BD:70:TRP:CH2	27:BD:150:LYS:HA	2.45	0.51
32:BI:133:HIS:CD2	32:BI:135:GLU:HG2	2.45	0.51
39:BS:40:ILE:HG12	39:BS:47:THR:OG1	2.10	0.51
45:BY:75:ILE:HD11	45:BY:79:CYS:HA	1.90	0.51
1:CA:353:A:H5'	1:CA:353:A:H8	1.74	0.51
1:CA:891:U:H2'	1:CA:892:A:C8	2.42	0.51
1:CA:1286:A:N6	1:CA:1354:C:H5''	2.25	0.51
2:CY:57:A:O2'	2:CY:58:A:H5'	2.10	0.51
4:CB:137:ARG:O	4:CB:141:GLU:HG2	2.11	0.51
5:CC:184:TYR:HE2	5:CC:186:PHE:HB2	1.74	0.51
11:CI:5:TYR:HA	11:CI:17:VAL:O	2.10	0.51
14:CL:45:LYS:HG3	14:CL:93:PRO:HD3	1.93	0.51
36:DP:32:THR:HG21	25:DA:1190:G:P	2.51	0.51
36:DP:45:LEU:CD2	36:DP:46:LYS:H	2.24	0.51
37:DQ:13:GLN:CG	25:DA:954:G:H5''	2.40	0.51
37:DQ:120:ILE:HD12	25:DA:2468:G:H5'	1.91	0.51
41:DU:92:ARG:HB3	42:DV:11:GLN:OE1	2.11	0.51
42:DV:78:LYS:NZ	25:DA:973:A:OP2	2.42	0.51
49:D2:47:ASN:ND2	25:DA:61:G:C5	2.78	0.51
25:DA:1270:C:H5''	25:DA:1271:G:H5'	1.91	0.51
25:DA:1483:G:H2'	25:DA:1484:G:H8	1.72	0.51
25:DA:2128:C:H2'	25:DA:2129:C:C6	2.45	0.51
25:DA:2596:U:H2'	25:DA:2597:G:O4'	2.10	0.51
6:AD:23:GLY:HA3	6:AD:112:VAL:HG22	1.93	0.51
17:AO:60:VAL:O	17:AO:63:ARG:HB3	2.09	0.51
25:BA:108:U:H2'	25:BA:109:G:C8	2.46	0.51
25:BA:212:G:O2'	25:BA:213:A:H5'	2.11	0.51
25:BA:705:A:H1'	27:BD:9:TYR:CE1	2.46	0.51
25:BA:1655:A:H1'	28:BE:113:PHE:HD2	1.75	0.51

*Continued on next page...*

*Continued from previous page...*

Atom-1	Atom-2	Interatomic distance (Å)	Clash overlap (Å)
25:BA:1664:A:H61	25:BA:1996:C:H42	1.58	0.51
25:BA:2557:G:H2'	25:BA:2558:C:C6	2.45	0.51
26:BB:67:G:N2	26:BB:68:C:C2	2.79	0.51
27:BD:133:LEU:HD22	27:BD:173:VAL:HG11	1.93	0.51
29:BF:63:LYS:HZ1	29:BF:67:GLN:NE2	2.01	0.51
31:BH:13:LYS:HE2	31:BH:13:LYS:HA	1.92	0.51
31:BH:29:PRO:HD2	31:BH:79:VAL:O	2.10	0.51
37:BQ:59:ARG:HA	46:BZ:179:ASP:OD2	2.10	0.51
39:BS:26:LEU:O	39:BS:88:ASP:HB3	2.09	0.51
41:BU:26:GLY:O	41:BU:30:LYS:HG2	2.11	0.51
45:BY:4:LYS:HD3	45:BY:4:LYS:N	2.25	0.51
48:B1:46:LEU:HA	48:B1:63:ALA:HA	1.91	0.51
1:CA:151:A:H2'	1:CA:152:A:O4'	2.10	0.51
1:CA:551:U:H2'	1:CA:552:U:C6	2.46	0.51
1:CA:1073:U:H2'	1:CA:1074:G:C8	2.45	0.51
5:CC:175:LEU:O	5:CC:175:LEU:HD23	2.10	0.51
9:CG:31:MET:SD	9:CG:34:GLY:HA2	2.50	0.51
22:CT:85:MET:HB2	22:CT:104:LEU:HD21	1.93	0.51
24:CX:112:ARG:HB2	24:CX:198:THR:CG2	2.41	0.51
24:CX:294:GLY:O	24:CX:297:GLU:HG3	2.11	0.51
24:CX:306:ASN:OD1	24:CX:308:PRO:HG2	2.09	0.51
34:DN:69:VAL:HG13	34:DN:71:MET:HG3	1.91	0.51
44:DX:89:ILE:HG13	44:DX:92:LEU:HD12	1.92	0.51
46:DZ:104:PHE:HA	46:DZ:139:VAL:HB	1.93	0.51
25:DA:1833:U:H2'	25:DA:1834:U:C6	2.46	0.51
25:DA:2626:C:H2'	25:DA:2627:G:O4'	2.10	0.51
1:AA:180:U:H2'	1:AA:181:G:H5''	1.93	0.51
1:AA:358:U:H2'	1:AA:359:U:C6	2.45	0.51
1:AA:1452:C:H4'	1:AA:1453:G:C4	2.46	0.51
4:AB:25:ASN:HD22	4:AB:25:ASN:N	2.08	0.51
4:AB:137:ARG:O	4:AB:141:GLU:HG2	2.10	0.51
25:BA:380:U:O2'	48:B1:20:ARG:HB3	2.11	0.51
25:BA:380:U:H4'	48:B1:21:ARG:O	2.10	0.51
25:BA:941:A:H2'	25:BA:942:G:O4'	2.10	0.51
25:BA:1197:G:H5'	25:BA:1227:G:O2'	2.10	0.51
25:BA:1785:A:H2'	25:BA:1786:A:H5''	1.91	0.51
27:BD:125:ILE:HD12	27:BD:125:ILE:N	2.23	0.51
28:BE:169:ASN:CG	28:BE:201:THR:HG21	2.31	0.51
29:BF:80:ALA:HB3	29:BF:83:PHE:HD1	1.75	0.51
29:BF:150:GLY:HA2	29:BF:172:TRP:CZ3	2.46	0.51
29:BF:164:ARG:HH22	29:BF:177:ALA:HA	1.76	0.51

*Continued on next page...*

*Continued from previous page...*

Atom-1	Atom-2	Interatomic distance (Å)	Clash overlap (Å)
36:BP:45:LEU:CD2	36:BP:46:LYS:H	2.23	0.51
37:BQ:68:ILE:HG23	37:BQ:103:MET:HA	1.93	0.51
49:B2:17:SER:CB	49:B2:18:PRO:CD	2.87	0.51
1:CA:328:C:H4'	1:CA:329:A:C5'	2.41	0.51
6:CD:166:LYS:HD2	6:CD:166:LYS:O	2.10	0.51
7:CE:79:GLU:OE1	10:CH:104:ARG:HG3	2.10	0.51
34:DN:86:THR:O	34:DN:89:LYS:HG2	2.11	0.51
35:DO:53:LYS:N	35:DO:53:LYS:HD2	2.25	0.51
41:DU:10:ARG:HD2	25:DA:583:G:OP2	2.10	0.51
43:DW:57:ASN:HD21	25:DA:494:G:N2	2.08	0.51
48:D1:42:GLN:OE1	25:DA:396:G:H1'	2.10	0.51
25:DA:807:U:H2'	25:DA:808:G:C8	2.46	0.51
25:DA:1130:U:O2'	25:DA:1131:G:H5''	2.11	0.51
25:DA:1841:U:H2'	25:DA:1842:G:H8	1.75	0.51
25:DA:1996:C:H4'	25:DA:1997:G:H5'	1.93	0.51
25:DA:2131:G:H8	25:DA:2131:G:O5'	1.93	0.51
1:AA:373:A:H2'	1:AA:374:A:H8	1.76	0.51
1:AA:413:G:O6	6:AD:35:ARG:HD3	2.10	0.51
1:AA:427:U:C4	1:AA:428:G:C6	2.99	0.51
1:AA:715:A:H2'	1:AA:716:A:H8	1.76	0.51
1:AA:1015:A:H1'	1:AA:1218:C:O2'	2.11	0.51
1:AA:1435:G:H2'	1:AA:1436:U:C6	2.46	0.51
10:AH:9:MET:HG3	10:AH:26:VAL:HG21	1.93	0.51
12:AJ:30:SER:HB2	12:AJ:80:LYS:HG2	1.92	0.51
18:AP:20:VAL:HG21	18:AP:32:TYR:CG	2.45	0.51
19:AQ:40:LYS:HD2	19:AQ:42:TYR:CE1	2.46	0.51
25:BA:396:G:H1'	48:B1:42:GLN:OE1	2.11	0.51
35:BO:88:ASN:OD1	35:BO:89:ASN:N	2.44	0.51
40:BT:96:ARG:HG3	40:BT:97:ALA:N	2.26	0.51
1:CA:142:G:H1	1:CA:221:C:H42	1.59	0.51
5:CC:23:TYR:HA	12:CJ:11:PHE:CE1	2.45	0.51
5:CC:125:GLU:OE2	5:CC:189:ALA:HA	2.11	0.51
18:CP:23:ASP:O	18:CP:26:ARG:HB2	2.10	0.51
19:CQ:99:SER:O	19:CQ:100:LYS:HD3	2.11	0.51
24:CX:234:THR:HG21	25:DA:2452:C:H4'	1.93	0.51
24:CX:283:GLU:OE1	24:CX:283:GLU:HA	2.10	0.51
24:CX:313:THR:HG22	24:CX:320:THR:OG1	2.10	0.51
29:DF:46:ARG:HH22	25:DA:441:U:H1'	1.75	0.51
29:DF:63:LYS:HZ1	29:DF:67:GLN:NE2	2.01	0.51
34:DN:53:ILE:HG23	34:DN:75:VAL:HG11	1.92	0.51
35:DO:88:ASN:OD1	35:DO:89:ASN:N	2.43	0.51

*Continued on next page...*

*Continued from previous page...*

Atom-1	Atom-2	Interatomic distance (Å)	Clash overlap (Å)
40:DT:22:PHE:N	40:DT:22:PHE:CD2	2.79	0.51
25:DA:481:G:O2'	25:DA:507:A:N6	2.44	0.51
25:DA:2105:C:H2'	25:DA:2106:G:H8	1.75	0.51
1:AA:620:C:C2	6:AD:135:LEU:HG	2.46	0.51
1:AA:668:G:H1'	17:AO:46:HIS:CD2	2.44	0.51
1:AA:751:U:H2'	1:AA:752:G:O4'	2.11	0.51
1:AA:1327:C:H2'	1:AA:1328:C:H6	1.74	0.51
1:AA:1518:A:H2'	1:AA:1519:A:C8	2.46	0.51
2:AY:26:G:H2'	2:AY:27:U:H6	1.75	0.51
6:AD:166:LYS:HD2	6:AD:166:LYS:O	2.10	0.51
7:AE:122:GLU:O	7:AE:123:LEU:HD23	2.11	0.51
9:AG:15:ASP:HB3	9:AG:19:GLY:H	1.76	0.51
24:AX:316:ARG:NE	24:AX:346:ARG:HH22	2.07	0.51
25:BA:10:G:C8	25:BA:11:G:C8	2.99	0.51
25:BA:270(G):U:H2'	25:BA:270(H):C:C6	2.46	0.51
25:BA:1407:C:H2'	25:BA:1408:C:C6	2.45	0.51
25:BA:1536:A:O5'	25:BA:1536:A:H8	1.94	0.51
25:BA:1754:C:H5''	40:BT:113:LYS:HD3	1.92	0.51
25:BA:1826:G:H2'	25:BA:1827:C:H6	1.76	0.51
25:BA:2378:A:O2'	39:BS:21:THR:HG21	2.10	0.51
25:BA:2379:G:H2'	25:BA:2380:C:C6	2.46	0.51
25:BA:2469:A:H5'	25:BA:2470:G:OP2	2.10	0.51
28:BE:1:MET:HB3	28:BE:83:ASP:O	2.11	0.51
30:BG:18:GLU:HG3	30:BG:21:ARG:HH21	1.75	0.51
32:BI:67:ARG:O	32:BI:71:ILE:HG22	2.11	0.51
36:BP:16:ARG:HE	36:BP:17:LYS:N	2.09	0.51
36:BP:125:VAL:O	36:BP:145:PRO:HD2	2.11	0.51
37:BQ:30:GLY:CA	37:BQ:107:ALA:HB2	2.36	0.51
46:BZ:8:TYR:HB2	46:BZ:38:TYR:CZ	2.45	0.51
1:CA:125:U:H2'	1:CA:126:G:H8	1.76	0.51
1:CA:180:U:H2'	1:CA:181:G:H5''	1.92	0.51
1:CA:373:A:H2'	1:CA:374:A:H8	1.76	0.51
1:CA:668:G:H1'	17:CO:46:HIS:CD2	2.43	0.51
1:CA:1253:G:H2'	1:CA:1254:C:C6	2.46	0.51
1:CA:1517:G:H1'	25:DA:1919:A:O3'	2.10	0.51
3:CV:15:A:H8	3:CV:15:A:O5'	1.94	0.51
14:CL:44:PRO:CG	14:CL:50:ALA:H	2.24	0.51
14:CL:46:LYS:CB	14:CL:47:PRO:HD3	2.41	0.51
24:CX:230:GLN:O	24:CX:234:THR:HG22	2.11	0.51
30:DG:27:ASN:HD21	30:DG:29:TRP:HD1	1.58	0.51
30:DG:64:THR:HG23	30:DG:66:GLN:N	2.24	0.51

*Continued on next page...*

*Continued from previous page...*

Atom-1	Atom-2	Interatomic distance (Å)	Clash overlap (Å)
36:DP:125:VAL:O	36:DP:145:PRO:HD2	2.11	0.51
37:DQ:66:ILE:HG22	37:DQ:104:PHE:HD2	1.74	0.51
39:DS:40:ILE:HG12	39:DS:47:THR:OG1	2.11	0.51
25:DA:55:G:H2'	25:DA:56:A:C8	2.45	0.51
25:DA:765:G:H2'	25:DA:766:C:C6	2.46	0.51
25:DA:1429:G:H2'	25:DA:1430:C:C6	2.46	0.51
25:DA:1529:A:H3'	25:DA:1530:G:C8	2.46	0.51
25:DA:1664:A:H61	25:DA:1996:C:H42	1.56	0.51
25:DA:2543:G:H2'	25:DA:2544:G:C8	2.46	0.51
1:AA:328:C:H4'	1:AA:329:A:C5'	2.41	0.51
1:AA:429:U:H1'	1:AA:430:A:H5''	1.93	0.51
1:AA:1126:U:H2'	1:AA:1127:G:O4'	2.11	0.51
7:AE:79:GLU:OE1	10:AH:104:ARG:HG3	2.11	0.51
10:AH:8:ASP:O	10:AH:12:ARG:HG2	2.11	0.51
24:AX:163:ARG:NH1	24:AX:204:LYS:HD3	2.24	0.51
25:BA:670:A:H4'	25:BA:671:C:H5'	1.92	0.51
25:BA:671:C:N4	25:BA:809:G:H1	2.08	0.51
25:BA:1404:C:H2'	25:BA:1405:U:H6	1.75	0.51
25:BA:2596:U:H2'	25:BA:2597:G:O4'	2.10	0.51
33:BJ:15:GLU:O	33:BJ:19:ARG:HG3	2.11	0.51
34:BN:86:THR:O	34:BN:89:LYS:HG2	2.11	0.51
41:BU:40:PHE:HB3	42:BV:75:PHE:CD1	2.46	0.51
46:BZ:110:GLY:HA2	46:BZ:146:ILE:HG23	1.93	0.51
1:CA:528:C:H41	14:CL:48:ASN:ND2	2.09	0.51
1:CA:619:U:C2	6:CD:135:LEU:HD21	2.46	0.51
1:CA:1070:U:H2'	1:CA:1071:C:C6	2.46	0.51
13:CK:59:TYR:CE2	13:CK:63:LEU:HD11	2.46	0.51
24:CX:177:VAL:HG12	24:CX:301:LYS:HB2	1.92	0.51
28:DE:1:MET:HB3	28:DE:83:ASP:O	2.11	0.51
30:DG:53:LEU:HD13	30:DG:88:ILE:HG12	1.93	0.51
31:DH:143:GLN:HE22	25:DA:2744:G:H21	1.59	0.51
32:DI:133:HIS:CD2	32:DI:135:GLU:HG2	2.46	0.51
38:DR:11:ASN:OD1	38:DR:12:ARG:N	2.41	0.51
41:DU:88:ILE:HB	41:DU:90:VAL:CG1	2.35	0.51
42:DV:38:LEU:O	42:DV:52:VAL:HG12	2.10	0.51
43:DW:31:GLU:O	43:DW:35:ILE:HG13	2.11	0.51
49:D2:13:ALA:O	49:D2:17:SER:HA	2.11	0.51
25:DA:257:A:H2'	25:DA:258:G:O4'	2.11	0.51
25:DA:298:G:H8	25:DA:298:G:O5'	1.94	0.51
25:DA:1292:U:H2'	25:DA:1293:C:H6	1.76	0.51
25:DA:1407:C:H2'	25:DA:1408:C:C6	2.46	0.51

*Continued on next page...*



*Continued from previous page...*

Atom-1	Atom-2	Interatomic distance (Å)	Clash overlap (Å)
25:DA:1784:A:H4'	25:DA:1785:A:O5'	2.11	0.51
25:DA:2327:A:H2'	25:DA:2328:A:C8	2.46	0.51
25:DA:2557:G:H2'	25:DA:2558:C:C6	2.46	0.51
1:AA:7:G:H21	7:AE:121:LYS:HE3	1.76	0.50
1:AA:9:G:C6	1:AA:26:A:N6	2.79	0.50
1:AA:85:U:H2'	1:AA:86:U:O4'	2.11	0.50
2:AZ:11:A:H2'	2:AZ:12:G:C8	2.46	0.50
4:AB:24:TRP:HZ3	4:AB:26:PRO:HA	1.76	0.50
5:AC:175:LEU:O	5:AC:175:LEU:HD23	2.10	0.50
6:AD:8:VAL:HB	6:AD:21:LEU:HD22	1.93	0.50
14:AL:44:PRO:CG	14:AL:50:ALA:H	2.24	0.50
25:BA:55:G:H2'	25:BA:56:A:C8	2.46	0.50
25:BA:765:G:H2'	25:BA:766:C:H6	1.76	0.50
25:BA:2556:C:H2'	25:BA:2557:G:O4'	2.11	0.50
26:BB:8:U:H2'	26:BB:9:G:C8	2.46	0.50
34:BN:85:VAL:HG22	34:BN:89:LYS:HG3	1.92	0.50
40:BT:51:ARG:HB3	40:BT:62:THR:HG23	1.93	0.50
49:B2:14:ARG:HH21	49:B2:67:LYS:HD2	1.76	0.50
1:CA:413:G:O6	6:CD:35:ARG:HD3	2.11	0.50
1:CA:1126:U:H2'	1:CA:1127:G:O4'	2.11	0.50
12:CJ:74:ILE:O	12:CJ:74:ILE:HG12	2.10	0.50
41:DU:59:ARG:O	41:DU:63:VAL:HG23	2.10	0.50
46:DZ:28:MET:HE3	46:DZ:37:VAL:HG11	1.93	0.50
46:DZ:72:ARG:HD2	26:DB:103:U:H4'	1.92	0.50
25:DA:329:G:H4'	25:DA:330:A:OP2	2.11	0.50
25:DA:2099:U:H2'	25:DA:2100:G:H8	1.76	0.50
3:AV:15:A:O5'	3:AV:15:A:H8	1.94	0.50
8:AF:61:LEU:HB3	8:AF:63:TYR:HE2	1.76	0.50
11:AI:113:LYS:H	11:AI:119:ALA:HA	1.76	0.50
14:AL:46:LYS:CB	14:AL:47:PRO:HD3	2.41	0.50
20:AR:45:SER:HB3	20:AR:51:LEU:CG	2.39	0.50
25:BA:583:G:OP2	41:BU:10:ARG:HD2	2.11	0.50
25:BA:1570:A:C6	25:BA:1571:A:C6	3.00	0.50
25:BA:1771:C:HO2'	25:BA:1786:A:H8	1.58	0.50
25:BA:1788:C:O2'	25:BA:1789:A:H5'	2.11	0.50
25:BA:1980:G:H5''	25:BA:1980:G:C8	2.46	0.50
25:BA:2684:U:H3	25:BA:2727:G:H1'	1.76	0.50
27:BD:231:HIS:ND1	27:BD:232:PRO:HD2	2.26	0.50
31:BH:103:LEU:HD23	31:BH:103:LEU:H	1.76	0.50
40:BT:22:PHE:N	40:BT:22:PHE:CD2	2.79	0.50
44:BX:40:LYS:HD2	44:BX:51:VAL:HB	1.93	0.50

*Continued on next page...*

*Continued from previous page...*

Atom-1	Atom-2	Interatomic distance (Å)	Clash overlap (Å)
51:B4:43:GLY:H	51:B4:60:GLU:HA	1.76	0.50
1:CA:828:A:H2'	1:CA:829:G:O4'	2.11	0.50
1:CA:1452:C:H4'	1:CA:1453:G:C4	2.46	0.50
11:CI:113:LYS:H	11:CI:119:ALA:HA	1.76	0.50
20:CR:54:ARG:HD2	20:CR:54:ARG:H	1.76	0.50
21:CS:10:PHE:H	21:CS:10:PHE:HD1	1.60	0.50
27:DD:9:TYR:CD2	27:DD:10:THR:HG22	2.46	0.50
40:DT:113:LYS:HD3	25:DA:1754:C:H5''	1.92	0.50
41:DU:79:PHE:HE1	41:DU:83:LEU:HD11	1.76	0.50
55:D8:11:LYS:HB2	55:D8:61:LEU:HD22	1.93	0.50
25:DA:10:G:C8	25:DA:11:G:C8	3.00	0.50
25:DA:886:C:H3'	25:DA:886:C:C6	2.46	0.50
1:AA:191(C):G:H2'	1:AA:191(D):U:C6	2.46	0.50
1:AA:718:G:C8	13:AK:116:HIS:HB3	2.46	0.50
1:AA:980:C:H5'	1:AA:981:U:H5	1.75	0.50
1:AA:1014:A:H1'	21:AS:34:TRP:HB2	1.92	0.50
1:AA:1353:G:H2'	1:AA:1354:C:H6	1.76	0.50
2:AZ:37:A:H2'	2:AZ:38:A:C8	2.45	0.50
5:AC:113:ALA:HB3	5:AC:114:PRO:HD3	1.93	0.50
13:AK:59:TYR:CE2	13:AK:63:LEU:HD11	2.46	0.50
14:AL:45:LYS:HG3	14:AL:93:PRO:HD3	1.92	0.50
19:AQ:59:ILE:CG2	19:AQ:71:PHE:HB3	2.41	0.50
25:BA:680:G:C6	25:BA:681:G:C6	2.99	0.50
25:BA:2336:A:H5''	25:BA:2336:A:H8	1.76	0.50
25:BA:2468:G:N2	25:BA:2481:G:H2'	2.25	0.50
25:BA:2592:G:C2	25:BA:2603:G:C2	2.98	0.50
25:BA:2869:G:H2'	25:BA:2870:C:C6	2.47	0.50
27:BD:72:LYS:HE3	27:BD:101:GLU:HB3	1.93	0.50
40:BT:50:ILE:HA	40:BT:99:LEU:CD1	2.41	0.50
54:B7:47:ARG:O	54:B7:48:LYS:HB2	2.11	0.50
1:CA:394:G:H2'	1:CA:395:C:H6	1.75	0.50
1:CA:598:U:H2'	1:CA:599:C:C6	2.45	0.50
1:CA:779:C:O2'	1:CA:780:A:H5'	2.11	0.50
1:CA:1203:C:H2'	1:CA:1204:A:C8	2.45	0.50
1:CA:1228:C:H2'	1:CA:1229:A:C8	2.38	0.50
1:CA:1493:A:C5	25:DA:1913:A:C6	2.99	0.50
5:CC:35:GLU:HA	5:CC:38:ARG:HG2	1.94	0.50
19:CQ:59:ILE:CG2	19:CQ:71:PHE:HB3	2.42	0.50
30:DG:8:LYS:O	30:DG:12:TYR:HD1	1.93	0.50
41:DU:92:ARG:CZ	25:DA:996:A:H4'	2.40	0.50
49:D2:46:GLN:HB2	49:D2:49:LYS:NZ	2.27	0.50

*Continued on next page...*

*Continued from previous page...*

Atom-1	Atom-2	Interatomic distance (Å)	Clash overlap (Å)
49:D2:56:GLN:O	49:D2:60:LEU:HG	2.12	0.50
25:DA:589:C:H2'	25:DA:590:A:C8	2.47	0.50
25:DA:609(A):A:H2'	25:DA:609(B):G:O4'	2.12	0.50
25:DA:1826:G:H2'	25:DA:1827:C:H6	1.75	0.50
25:DA:1945:G:H2'	25:DA:1946:U:C6	2.46	0.50
25:DA:2345:G:N3	25:DA:2381:C:H2'	2.26	0.50
25:DA:2507:C:H2'	25:DA:2508:G:O4'	2.10	0.50
25:DA:2643:G:O2'	25:DA:2644:G:H5'	2.11	0.50
25:DA:2819:G:H2'	25:DA:2821:A:N7	2.26	0.50
1:AA:89:U:H2'	1:AA:90:C:C6	2.47	0.50
1:AA:278:G:OP2	19:AQ:41:LYS:HE2	2.11	0.50
1:AA:1147:C:H6	1:AA:1147:C:O5'	1.94	0.50
4:AB:8:LYS:HG2	4:AB:217:ARG:NH1	2.25	0.50
4:AB:8:LYS:HA	4:AB:217:ARG:HH12	1.76	0.50
11:AI:14:VAL:O	11:AI:65:VAL:HG23	2.11	0.50
13:AK:57:THR:HG22	13:AK:59:TYR:N	2.26	0.50
25:BA:257:A:H2'	25:BA:258:G:O4'	2.10	0.50
25:BA:1189:A:H3'	25:BA:1190:G:C5'	2.38	0.50
25:BA:1824:G:O2'	25:BA:1825:A:H5'	2.11	0.50
25:BA:2087:G:O5'	25:BA:2087:G:H8	1.94	0.50
25:BA:2744:G:H21	31:BH:143:GLN:HE22	1.59	0.50
25:BA:2747:G:H1	25:BA:2754:U:H2'	1.76	0.50
27:BD:52:ARG:NH1	27:BD:249:PRO:HG2	2.26	0.50
27:BD:246:PRO:HB2	27:BD:255:LYS:HB3	1.91	0.50
30:BG:87:PRO:O	30:BG:88:ILE:HB	2.12	0.50
30:BG:139:LEU:HD23	30:BG:149:VAL:HG21	1.93	0.50
32:BI:81:VAL:HG12	32:BI:82:ARG:H	1.75	0.50
44:BX:7:VAL:HG13	44:BX:30:VAL:HG13	1.93	0.50
1:CA:9:G:C6	1:CA:26:A:N6	2.79	0.50
1:CA:22:G:H2'	1:CA:23:C:H6	1.75	0.50
1:CA:620:C:C2	6:CD:135:LEU:HG	2.45	0.50
1:CA:894:G:H2'	1:CA:895:G:C8	2.47	0.50
1:CA:1147:C:O5'	1:CA:1147:C:H6	1.94	0.50
1:CA:1518:A:H2'	1:CA:1519:A:C8	2.46	0.50
4:CB:8:LYS:HA	4:CB:217:ARG:HH12	1.76	0.50
4:CB:98:LEU:HB2	4:CB:101:MET:CG	2.41	0.50
24:CX:332:LEU:HD23	24:CX:332:LEU:H	1.76	0.50
27:DD:209:ALA:HB2	25:DA:1790:C:O2'	2.12	0.50
37:DQ:20:ALA:HA	37:DQ:98:LYS:HB2	1.93	0.50
38:DR:54:LEU:HD23	38:DR:62:ALA:HB1	1.94	0.50
55:D8:39:LYS:O	55:D8:43:GLN:HG2	2.11	0.50

*Continued on next page...*

*Continued from previous page...*

Atom-1	Atom-2	Interatomic distance (Å)	Clash overlap (Å)
25:DA:1027:A:C2	25:DA:2488:A:H5'	2.46	0.50
25:DA:1203:G:O6	25:DA:1204:A:N6	2.45	0.50
25:DA:1839:G:H5'	25:DA:1839:G:C8	2.47	0.50
25:DA:2747:G:H1	25:DA:2754:U:H2'	1.76	0.50
1:AA:142:G:H1	1:AA:221:C:H42	1.58	0.50
1:AA:274:A:H4'	1:AA:275:G:OP1	2.12	0.50
1:AA:406:G:H2'	1:AA:407:G:H8	1.76	0.50
1:AA:979:C:H3'	1:AA:980:C:C5'	2.38	0.50
1:AA:1020:U:H2'	1:AA:1021:G:C8	2.47	0.50
1:AA:1161:C:H2'	1:AA:1162:C:C6	2.46	0.50
13:AK:33:THR:HA	13:AK:40:ILE:HG12	1.93	0.50
14:AL:51:LEU:H	14:AL:51:LEU:HD12	1.77	0.50
17:AO:5:LYS:HD3	17:AO:5:LYS:N	2.26	0.50
25:BA:61:G:C5	49:B2:47:ASN:ND2	2.79	0.50
25:BA:1001:A:H61	25:BA:1154:G:H1'	1.76	0.50
25:BA:2720:U:H2'	25:BA:2721:A:H8	1.77	0.50
25:BA:2819:G:H2'	25:BA:2821:A:N7	2.26	0.50
30:BG:86:MET:O	30:BG:87:PRO:O	2.30	0.50
1:CA:1148:U:O3'	11:CI:14:VAL:HG11	2.10	0.50
1:CA:1253:G:H2'	1:CA:1254:C:H6	1.76	0.50
1:CA:1308:U:OP1	15:CM:97:PRO:HA	2.12	0.50
5:CC:13:GLY:HA3	16:CN:57:ARG:NE	2.26	0.50
6:CD:28:SER:HB3	6:CD:29:PRO:CD	2.40	0.50
9:CG:42:ILE:O	9:CG:45:ASP:HB2	2.11	0.50
10:CH:8:ASP:O	10:CH:12:ARG:HG2	2.11	0.50
16:CN:4:LYS:O	16:CN:7:ILE:HG13	2.12	0.50
19:CQ:54:GLY:HA3	19:CQ:82:MET:HE2	1.93	0.50
35:DO:106:LEU:H	35:DO:106:LEU:HD12	1.76	0.50
37:DQ:81:VAL:O	37:DQ:82:ARG:HD3	2.11	0.50
38:DR:16:HIS:HE1	25:DA:1276:A:O2'	1.94	0.50
41:DU:81:HIS:O	41:DU:85:LYS:HB2	2.10	0.50
42:DV:4:ILE:HG22	42:DV:5:VAL:N	2.26	0.50
44:DX:40:LYS:CD	44:DX:51:VAL:HB	2.42	0.50
46:DZ:56:VAL:HG22	46:DZ:70:LEU:HD22	1.93	0.50
47:D0:32:ARG:C	47:D0:35:ASN:HD21	2.14	0.50
51:D4:38:ALA:HA	51:D4:55:PRO:HA	1.92	0.50
54:D7:19:ARG:NH2	25:DA:124:G:C6	2.79	0.50
25:DA:7:G:H2'	25:DA:8:A:C8	2.47	0.50
25:DA:270(G):U:H2'	25:DA:270(H):C:C6	2.47	0.50
25:DA:363(G):A:H5''	25:DA:364:C:OP1	2.11	0.50
25:DA:371:A:C8	25:DA:373:U:C2	3.00	0.50

*Continued on next page...*

*Continued from previous page...*

Atom-1	Atom-2	Interatomic distance (Å)	Clash overlap (Å)
25:DA:619:G:H5''	25:DA:620:G:OP2	2.11	0.50
25:DA:1173:G:O2'	25:DA:1175:U:H6	1.95	0.50
25:DA:2178:C:H2'	25:DA:2179:C:C6	2.46	0.50
25:BA:329:G:H4'	25:BA:330:A:OP2	2.10	0.50
25:BA:363(G):A:H5''	25:BA:364:C:OP1	2.11	0.50
25:BA:558:G:OP1	34:BN:134:PRO:HD2	2.11	0.50
25:BA:1658:C:OP1	28:BE:132:HIS:ND1	2.44	0.50
25:BA:1945:G:H2'	25:BA:1946:U:C6	2.47	0.50
25:BA:2099:U:H2'	25:BA:2100:G:H8	1.76	0.50
25:BA:2327:A:H2'	25:BA:2328:A:C8	2.46	0.50
25:BA:2552:U:H2'	25:BA:2554:U:OP2	2.12	0.50
25:BA:2887:U:H2'	25:BA:2888:C:H6	1.77	0.50
26:BB:103:U:H4'	46:BZ:72:ARG:HD2	1.93	0.50
28:BE:192:ASN:HD22	28:BE:192:ASN:N	2.09	0.50
37:BQ:81:VAL:O	37:BQ:82:ARG:HD3	2.12	0.50
41:BU:79:PHE:HE1	41:BU:83:LEU:HD11	1.76	0.50
46:BZ:58:VAL:HA	46:BZ:67:LEU:O	2.12	0.50
47:B0:32:ARG:C	47:B0:35:ASN:HD21	2.15	0.50
49:B2:15:LYS:HE2	49:B2:15:LYS:HA	1.92	0.50
55:B8:11:LYS:HB2	55:B8:61:LEU:HD22	1.92	0.50
1:CA:17:U:H2'	1:CA:18:C:H6	1.73	0.50
1:CA:191(C):G:H2'	1:CA:191(D):U:C6	2.47	0.50
1:CA:323:U:O3'	22:CT:22:ARG:HD3	2.12	0.50
1:CA:542:G:H2'	1:CA:543:C:H6	1.76	0.50
1:CA:1001:G:H2'	1:CA:1002:G:O4'	2.12	0.50
1:CA:1034:G:H2'	1:CA:1035:A:H8	1.77	0.50
2:CY:47:U:H3'	2:CY:48:C:H5'	1.94	0.50
4:CB:20:GLU:OE1	4:CB:20:GLU:HA	2.10	0.50
5:CC:113:ALA:HB3	5:CC:114:PRO:HD3	1.94	0.50
7:CE:51:VAL:O	7:CE:55:VAL:HG23	2.11	0.50
8:CF:75:LEU:O	8:CF:79:LEU:HG	2.12	0.50
13:CK:33:THR:HA	13:CK:40:ILE:HG12	1.93	0.50
21:CS:16:LEU:HA	21:CS:19:VAL:HG12	1.94	0.50
24:CX:295:THR:C	24:CX:297:GLU:H	2.14	0.50
28:DE:115:GLY:N	25:DA:1655:A:H4'	2.27	0.50
29:DF:33:LEU:O	29:DF:37:VAL:HG23	2.11	0.50
29:DF:164:ARG:HH22	29:DF:177:ALA:HA	1.76	0.50
30:DG:68:PRO:O	26:DB:42:C:H5'	2.12	0.50
30:DG:115:ARG:HH22	30:DG:136:ARG:H	1.57	0.50
46:DZ:27:VAL:HG13	46:DZ:35:ARG:O	2.12	0.50
25:DA:2755:C:O5'	25:DA:2755:C:H6	1.94	0.50

*Continued on next page...*

*Continued from previous page...*

Atom-1	Atom-2	Interatomic distance (Å)	Clash overlap (Å)
1:AA:90:C:H2'	1:AA:91:C:C6	2.47	0.50
1:AA:528:C:H41	14:AL:48:ASN:ND2	2.10	0.50
1:AA:1443:G:O2'	1:AA:1446:A:H5''	2.12	0.50
4:AB:118:LEU:O	4:AB:122:PHE:HB2	2.12	0.50
7:AE:110:LEU:HA	7:AE:113:ALA:HB3	1.93	0.50
14:AL:84:ILE:HG23	14:AL:97:TYR:HB3	1.92	0.50
24:AX:342:ALA:O	24:AX:346:ARG:HG3	2.12	0.50
25:BA:756:C:C4	25:BA:757:U:C5	2.99	0.50
25:BA:807:U:H2'	25:BA:808:G:C8	2.46	0.50
25:BA:1831:G:H2'	25:BA:1832:C:C6	2.46	0.50
27:BD:246:PRO:HD2	27:BD:255:LYS:HD3	1.94	0.50
30:BG:53:LEU:HD13	30:BG:88:ILE:HG12	1.93	0.50
37:BQ:63:LYS:HD3	46:BZ:175:VAL:HG21	1.92	0.50
37:BQ:132:VAL:HG11	46:BZ:81:ARG:CZ	2.42	0.50
42:BV:52:VAL:HG13	42:BV:55:ALA:HB3	1.94	0.50
44:BX:51:VAL:HA	44:BX:83:VAL:HA	1.94	0.50
1:CA:751:U:H2'	1:CA:752:G:O4'	2.11	0.50
1:CA:1190:G:H5'	1:CA:1191:A:OP1	2.12	0.50
4:CB:22:LYS:HZ2	4:CB:22:LYS:HA	1.75	0.50
10:CH:80:ILE:HD12	10:CH:80:ILE:N	2.26	0.50
17:CO:9:GLN:O	17:CO:13:GLN:HG2	2.11	0.50
18:CP:8:ARG:HB3	18:CP:28:ARG:NH1	2.27	0.50
24:CX:263:GLU:O	24:CX:267:MET:HG2	2.12	0.50
27:DD:133:LEU:HD22	27:DD:173:VAL:HG11	1.92	0.50
28:DE:67:PHE:HE2	28:DE:75:VAL:HG22	1.77	0.50
31:DH:13:LYS:HE2	31:DH:13:LYS:HA	1.93	0.50
33:DJ:15:GLU:O	33:DJ:19:ARG:HG3	2.11	0.50
34:DN:51:THR:HG21	25:DA:1005:C:O2'	2.11	0.50
37:DQ:50:ALA:HB1	37:DQ:121:ALA:HB1	1.94	0.50
37:DQ:141:GLN:HE21	46:DZ:72:ARG:HG2	1.77	0.50
40:DT:96:ARG:HG3	40:DT:97:ALA:N	2.27	0.50
48:D1:21:ARG:O	25:DA:380:U:H4'	2.12	0.50
51:D4:43:GLY:H	51:D4:60:GLU:HA	1.76	0.50
25:DA:492:A:H2'	25:DA:493:G:O4'	2.12	0.50
25:DA:886:C:H3'	25:DA:886:C:H6	1.75	0.50
25:DA:1355:G:H2'	25:DA:1356:G:H8	1.77	0.50
25:DA:1536:A:H8	25:DA:1536:A:O5'	1.94	0.50
25:DA:1858:G:O2'	25:DA:1859:A:H8	1.93	0.50
25:DA:1952:A:C6	25:DA:1953:A:N1	2.79	0.50
25:DA:2869:G:H2'	25:DA:2870:C:C6	2.47	0.50
1:AA:828:A:H2'	1:AA:829:G:O4'	2.12	0.50

*Continued on next page...*

*Continued from previous page...*

Atom-1	Atom-2	Interatomic distance (Å)	Clash overlap (Å)
7:AE:149:GLU:O	7:AE:153:LYS:HB2	2.11	0.50
24:AX:294:GLY:O	24:AX:297:GLU:HG3	2.11	0.50
24:AX:313:THR:HG22	24:AX:320:THR:OG1	2.10	0.50
25:BA:64:A:O2'	44:BX:71:GLY:HA2	2.12	0.50
25:BA:674:G:O2'	29:BF:74:ARG:HD3	2.12	0.50
25:BA:755:C:H2'	25:BA:756:C:H6	1.76	0.50
25:BA:871:U:H4'	37:BQ:69:PHE:CE2	2.47	0.50
25:BA:1252:G:C2	25:BA:1253:A:C2	2.99	0.50
25:BA:1441:G:H2'	25:BA:1442:G:H8	1.77	0.50
25:BA:2808:U:H5'	25:BA:2891:G:O6	2.11	0.50
26:BB:60:C:H2'	26:BB:61:G:H8	1.76	0.50
30:BG:64:THR:HG23	30:BG:66:GLN:N	2.24	0.50
38:BR:11:ASN:OD1	38:BR:12:ARG:N	2.40	0.50
40:BT:60:THR:HG22	40:BT:77:PRO:HA	1.94	0.50
46:BZ:27:VAL:HG13	46:BZ:35:ARG:O	2.12	0.50
46:BZ:97:GLU:HB3	46:BZ:125:LEU:HD21	1.94	0.50
53:B6:25:LYS:HD3	55:B8:34:TRP:CZ3	2.47	0.50
1:CA:1271:G:H2'	1:CA:1272:G:C8	2.43	0.50
2:CY:21:A:O2'	2:CY:22:G:C8	2.65	0.50
6:CD:122:ARG:O	6:CD:122:ARG:HD3	2.12	0.50
9:CG:15:ASP:HB3	9:CG:19:GLY:H	1.76	0.50
11:CI:14:VAL:O	11:CI:65:VAL:HG23	2.12	0.50
27:DD:52:ARG:NH1	27:DD:249:PRO:HG2	2.27	0.50
30:DG:86:MET:O	30:DG:87:PRO:O	2.30	0.50
31:DH:101:ARG:HE	31:DH:101:ARG:N	2.07	0.50
34:DN:134:PRO:HD2	25:DA:558:G:OP1	2.12	0.50
36:DP:11:GLY:HA3	25:DA:1244:G:H4'	1.94	0.50
43:DW:69:LEU:O	43:DW:69:LEU:HD12	2.12	0.50
44:DX:26:TYR:CE1	44:DX:89:ILE:HG12	2.47	0.50
49:D2:39:ALA:CA	49:D2:45:SER:HB3	2.31	0.50
25:DA:364:C:H6	25:DA:364:C:H5'	1.76	0.50
25:DA:796:C:H2'	25:DA:797:C:C6	2.46	0.50
25:DA:2263:C:H2'	25:DA:2264:C:C6	2.46	0.50
25:DA:2291:U:H2'	25:DA:2292:C:C6	2.46	0.50
25:DA:2607:G:H2'	25:DA:2608:G:O4'	2.12	0.50
1:AA:529:G:H22	14:AL:50:ALA:HB2	1.77	0.50
10:AH:80:ILE:HD12	10:AH:80:ILE:N	2.26	0.50
15:AM:15:VAL:O	15:AM:19:LEU:HD23	2.12	0.50
24:AX:114:GLY:O	25:BA:1913:A:H2	1.94	0.50
25:BA:747:U:H5'	43:BW:90:ARG:NH1	2.27	0.50
25:BA:886:C:H3'	25:BA:886:C:C6	2.46	0.50

*Continued on next page...*

*Continued from previous page...*

Atom-1	Atom-2	Interatomic distance (Å)	Clash overlap (Å)
25:BA:1543:A:H5'	25:BA:1544:C:OP2	2.12	0.50
25:BA:1784:A:H4'	25:BA:1785:A:O5'	2.11	0.50
30:BG:41:GLN:HB2	30:BG:90:LEU:HB3	1.93	0.50
1:CA:42:G:H2'	1:CA:43:C:C6	2.47	0.50
1:CA:85:U:H2'	1:CA:86:U:O4'	2.12	0.50
1:CA:90:C:H2'	1:CA:91:C:C6	2.47	0.50
1:CA:370:C:H2'	1:CA:371:G:C8	2.46	0.50
1:CA:452:A:H2'	1:CA:453:A:H8	1.73	0.50
1:CA:674:G:H2'	1:CA:675:A:H8	1.77	0.50
1:CA:695:A:H2'	1:CA:696:A:C8	2.47	0.50
4:CB:27:LYS:O	4:CB:30:ARG:HG2	2.11	0.50
17:CO:5:LYS:HD3	17:CO:5:LYS:N	2.27	0.50
24:CX:21:ASP:O	24:CX:24:VAL:HG12	2.12	0.50
28:DE:192:ASN:HD22	28:DE:192:ASN:N	2.09	0.50
38:DR:53:HIS:O	38:DR:56:LYS:HB3	2.12	0.50
40:DT:50:ILE:HA	40:DT:99:LEU:CD1	2.41	0.50
41:DU:76:TYR:CE2	25:DA:1153:C:H5'	2.47	0.50
44:DX:31:HIS:HD2	44:DX:33:LYS:O	1.94	0.50
25:DA:270(L):C:H2'	25:DA:270(N):U:C5	2.46	0.50
25:DA:859:G:H22	25:DA:916:G:H2'	1.76	0.50
25:DA:2056:G:H2'	25:DA:2056:G:N3	2.27	0.50
26:DB:45:A:H2'	26:DB:45:A:N3	2.27	0.50
1:AA:145:G:H2'	1:AA:146:G:C8	2.47	0.49
1:AA:625:G:OP1	18:AP:9:PHE:HB3	2.12	0.49
1:AA:673:G:H2'	1:AA:674:G:C8	2.47	0.49
1:AA:1034:G:H2'	1:AA:1035:A:C8	2.47	0.49
2:AY:23:C:H2'	2:AY:24:U:H6	1.73	0.49
2:AY:57:A:O2'	2:AY:58:A:H5'	2.11	0.49
6:AD:30:LYS:C	6:AD:32:ALA:H	2.14	0.49
10:AH:119:LEU:HD22	10:AH:123:GLU:HB3	1.93	0.49
25:BA:1498:C:H2'	25:BA:1499:C:H6	1.76	0.49
25:BA:1833:U:H2'	25:BA:1834:U:C6	2.47	0.49
25:BA:2607:G:H2'	25:BA:2608:G:O4'	2.11	0.49
44:BX:89:ILE:HB	44:BX:92:LEU:HB2	1.92	0.49
1:CA:406:G:H2'	1:CA:407:G:H8	1.75	0.49
1:CA:427:U:C4	1:CA:428:G:C6	2.99	0.49
1:CA:715:A:H2'	1:CA:716:A:H8	1.76	0.49
4:CB:130:ARG:HD3	4:CB:134:GLU:CD	2.32	0.49
19:CQ:80:GLY:O	19:CQ:81:ARG:HG2	2.11	0.49
28:DE:54:GLN:HB2	28:DE:74:PRO:O	2.12	0.49
29:DF:53:THR:OG1	29:DF:54:ARG:N	2.45	0.49

*Continued on next page...*



*Continued from previous page...*

Atom-1	Atom-2	Interatomic distance (Å)	Clash overlap (Å)
32:DI:31:LEU:HB3	32:DI:32:PRO:HD3	1.93	0.49
44:DX:71:GLY:HA2	25:DA:64:A:O2'	2.11	0.49
46:DZ:45:ASP:O	46:DZ:49:ARG:HG2	2.11	0.49
54:D7:30:VAL:HG22	54:D7:33:ARG:HH22	1.76	0.49
25:DA:671:C:N4	25:DA:809:G:H1	2.07	0.49
25:DA:2169:A:H2'	25:DA:2170:A:C8	2.47	0.49
25:DA:2684:U:H3	25:DA:2727:G:H1'	1.76	0.49
25:DA:2777:G:C5'	25:DA:2778:A:H5'	2.34	0.49
1:AA:1320:C:H42	21:AS:36:ARG:HG3	1.77	0.49
14:AL:40:ARG:HB3	14:AL:40:ARG:HH11	1.76	0.49
14:AL:89:VAL:HG12	14:AL:91:ASP:H	1.77	0.49
21:AS:6:LYS:H	21:AS:6:LYS:HD2	1.76	0.49
24:AX:230:GLN:O	24:AX:234:THR:HG22	2.12	0.49
24:AX:295:THR:C	24:AX:297:GLU:H	2.14	0.49
25:BA:140:A:H8	25:BA:1408:C:O2'	1.93	0.49
25:BA:558:G:H5''	34:BN:135:LEU:HD22	1.94	0.49
25:BA:792:G:H5''	25:BA:793:A:H5'	1.94	0.49
25:BA:919:G:H5''	26:BB:81:G:H1'	1.93	0.49
25:BA:2335:A:H8	39:BS:13:ARG:HH22	1.58	0.49
35:BO:79:PHE:CD2	40:BT:72:VAL:HG22	2.48	0.49
43:BW:19:LEU:O	43:BW:23:LEU:HD13	2.12	0.49
46:BZ:45:ASP:O	46:BZ:49:ARG:HG2	2.12	0.49
46:BZ:54:HIS:CG	46:BZ:101:PRO:HG3	2.47	0.49
1:CA:217:C:H2'	1:CA:218:C:H6	1.77	0.49
4:CB:118:LEU:O	4:CB:122:PHE:HB2	2.12	0.49
10:CH:73:ASP:O	10:CH:75:ARG:HG2	2.11	0.49
24:CX:128:PHE:CE1	24:CX:132:LEU:HD11	2.48	0.49
24:CX:239:VAL:HG11	24:CX:262:ARG:HA	1.94	0.49
29:DF:63:LYS:HZ3	29:DF:67:GLN:HG2	1.77	0.49
32:DI:107:ILE:HG13	32:DI:109:ILE:HG23	1.94	0.49
36:DP:18:ARG:HB3	36:DP:18:ARG:NH1	2.26	0.49
37:DQ:48:GLU:O	37:DQ:52:VAL:HG12	2.12	0.49
39:DS:25:ARG:HG3	39:DS:88:ASP:HB2	1.93	0.49
43:DW:103:ILE:HD12	43:DW:103:ILE:N	2.27	0.49
44:DX:21:PHE:CD2	44:DX:26:TYR:HD2	2.31	0.49
44:DX:51:VAL:HG12	44:DX:52:VAL:N	2.27	0.49
49:D2:14:ARG:HH21	49:D2:67:LYS:HD2	1.75	0.49
53:D6:27:LYS:HE2	25:DA:2286:A:H2	1.77	0.49
25:DA:302:C:H2'	25:DA:303:U:C6	2.47	0.49
25:DA:560:C:O2'	25:DA:561:G:H5'	2.12	0.49
25:DA:2392:A:C6	25:DA:2429:G:C8	2.99	0.49

*Continued on next page...*

*Continued from previous page...*

Atom-1	Atom-2	Interatomic distance (Å)	Clash overlap (Å)
25:DA:2453:A:O2'	25:DA:2572:A:H1'	2.13	0.49
26:DB:46:A:C5	26:DB:47:C:C4	3.01	0.49
2:AZ:31:G:H21	9:AG:86:GLN:HE21	1.60	0.49
14:AL:54:VAL:HG12	14:AL:55:ALA:N	2.27	0.49
19:AQ:45:HIS:HB2	19:AQ:69:LYS:HE2	1.93	0.49
20:AR:58:LEU:HD23	20:AR:62:GLU:HB3	1.95	0.49
25:BA:589:C:H2'	25:BA:590:A:C8	2.47	0.49
25:BA:1173:G:O2'	25:BA:1175:U:H6	1.94	0.49
25:BA:1529:A:H3'	25:BA:1530:G:C8	2.47	0.49
25:BA:1655:A:H4'	28:BE:115:GLY:N	2.26	0.49
25:BA:2392:A:C6	25:BA:2429:G:C8	3.00	0.49
25:BA:2758:A:H2'	25:BA:2759:G:O4'	2.12	0.49
26:BB:93:C:H5''	46:BZ:20:ARG:NH2	2.28	0.49
41:BU:92:ARG:HB3	42:BV:11:GLN:OE1	2.12	0.49
43:BW:29:LEU:HB2	43:BW:69:LEU:HD12	1.94	0.49
49:B2:12:GLU:C	49:B2:14:ARG:H	2.15	0.49
49:B2:13:ALA:O	49:B2:17:SER:HA	2.12	0.49
1:CA:1014:A:H1'	21:CS:34:TRP:HB2	1.93	0.49
13:CK:51:LYS:HA	13:CK:55:LYS:HZ3	1.78	0.49
13:CK:120:ARG:HH21	13:CK:126:ARG:HH21	1.60	0.49
14:CL:40:ARG:HB3	14:CL:40:ARG:HH11	1.77	0.49
24:CX:303:ARG:HD2	24:CX:305:TYR:CZ	2.47	0.49
27:DD:224:ALA:HA	27:DD:233:HIS:O	2.12	0.49
30:DG:72:ARG:HD3	30:DG:86:MET:O	2.12	0.49
36:DP:115:LEU:HA	36:DP:134:ALA:CB	2.40	0.49
41:DU:2:PRO:HD3	25:DA:444:C:O5'	2.12	0.49
43:DW:29:LEU:HB2	43:DW:69:LEU:HD12	1.95	0.49
48:D1:20:ARG:HB3	25:DA:380:U:O2'	2.11	0.49
25:DA:1924:C:H2'	25:DA:1925:C:H6	1.76	0.49
25:DA:2197:U:O2'	25:DA:2198:A:H5''	2.12	0.49
25:DA:2808:U:H5'	25:DA:2891:G:O6	2.12	0.49
1:AA:1062:U:H2'	1:AA:1063:C:C6	2.48	0.49
1:AA:1308:U:OP1	15:AM:97:PRO:HA	2.12	0.49
5:AC:35:GLU:HA	5:AC:38:ARG:HG2	1.94	0.49
24:AX:112:ARG:HB2	24:AX:198:THR:CG2	2.41	0.49
25:BA:191:A:H2'	25:BA:192:C:C6	2.47	0.49
25:BA:333:G:H2'	25:BA:333:G:N3	2.27	0.49
25:BA:492:A:H2'	25:BA:493:G:O4'	2.12	0.49
25:BA:560:C:O2'	25:BA:561:G:H5'	2.11	0.49
25:BA:1005:C:O2'	34:BN:51:THR:HG21	2.12	0.49
25:BA:2286:A:H2	53:B6:27:LYS:HE2	1.76	0.49

*Continued on next page...*

*Continued from previous page...*

Atom-1	Atom-2	Interatomic distance (Å)	Clash overlap (Å)
25:BA:2592:G:C6	25:BA:2593:U:C2	3.00	0.49
29:BF:53:THR:OG1	29:BF:54:ARG:N	2.45	0.49
31:BH:105:LEU:HD22	31:BH:113:VAL:HB	1.94	0.49
36:BP:18:ARG:HB3	36:BP:18:ARG:NH1	2.26	0.49
40:BT:29:ARG:HD3	40:BT:46:GLU:OE1	2.11	0.49
45:BY:30:VAL:HG13	45:BY:37:VAL:HG12	1.94	0.49
49:B2:61:LEU:O	49:B2:65:ASN:N	2.46	0.49
53:B6:11:LEU:HD13	53:B6:12:GLU:N	2.28	0.49
1:CA:1353:G:H2'	1:CA:1354:C:H6	1.78	0.49
2:CY:21:A:H5'	2:CY:21:A:H8	1.76	0.49
4:CB:164:VAL:HG12	4:CB:165:VAL:H	1.76	0.49
6:CD:23:GLY:HA3	6:CD:112:VAL:HG22	1.93	0.49
7:CE:82:VAL:HG21	7:CE:138:ALA:HA	1.94	0.49
8:CF:61:LEU:HB3	8:CF:63:TYR:HE2	1.77	0.49
9:CG:53:LYS:HG3	9:CG:125:MET:HE3	1.93	0.49
14:CL:54:VAL:HG12	14:CL:55:ALA:N	2.28	0.49
14:CL:83:LEU:HG	14:CL:104:TYR:CE1	2.47	0.49
14:CL:89:VAL:HG12	14:CL:91:ASP:H	1.77	0.49
28:DE:113:PHE:HD2	25:DA:1655:A:H1'	1.76	0.49
29:DF:14:PRO:HD3	29:DF:128:ALA:HB2	1.93	0.49
34:DN:58:ARG:HB2	34:DN:65:TRP:CH2	2.48	0.49
34:DN:119:GLU:O	34:DN:123:GLU:HG3	2.11	0.49
34:DN:135:LEU:HD22	25:DA:558:G:H5''	1.94	0.49
35:DO:1:MET:C	35:DO:2:ILE:HD12	2.33	0.49
37:DQ:24:GLY:HA2	37:DQ:101:ARG:HA	1.94	0.49
53:D6:25:LYS:HD3	55:D8:34:TRP:CZ3	2.47	0.49
25:DA:656:G:C6	25:DA:657:U:C4	3.01	0.49
25:DA:1252:G:C2	25:DA:1253:A:C2	3.01	0.49
25:DA:1788:C:O2'	25:DA:1789:A:H5'	2.13	0.49
25:DA:1997:G:H2'	25:DA:1998:G:C8	2.48	0.49
25:DA:2574:G:H2'	25:DA:2575:C:C6	2.47	0.49
1:AA:894:G:H2'	1:AA:895:G:C8	2.46	0.49
1:AA:1190:G:H5'	1:AA:1191:A:OP1	2.13	0.49
2:AY:21:A:O2'	2:AY:22:G:C8	2.65	0.49
4:AB:164:VAL:HG12	4:AB:165:VAL:H	1.76	0.49
10:AH:73:ASP:CG	10:AH:75:ARG:HD3	2.33	0.49
14:AL:65:VAL:HG11	14:AL:97:TYR:CD1	2.48	0.49
24:AX:96:LEU:HD23	24:AX:348:LEU:HA	1.95	0.49
24:AX:332:LEU:HD23	24:AX:332:LEU:H	1.75	0.49
25:BA:94:G:N2	49:B2:47:ASN:HD22	2.09	0.49
25:BA:1244:G:H4'	36:BP:11:GLY:HA3	1.95	0.49

*Continued on next page...*

*Continued from previous page...*

Atom-1	Atom-2	Interatomic distance (Å)	Clash overlap (Å)
25:BA:1331:A:O2'	25:BA:1332:G:C8	2.65	0.49
25:BA:1339:G:N2	25:BA:1603:A:H1'	2.28	0.49
25:BA:2023:G:H4'	25:BA:2617:C:O3'	2.12	0.49
27:BD:75:ILE:HG21	27:BD:99:ASP:HB2	1.95	0.49
28:BE:118:LYS:HG3	38:BR:2:ARG:HH22	1.76	0.49
34:BN:36:TRP:HB2	34:BN:156:GLN:HB3	1.94	0.49
35:BO:38:VAL:HG12	35:BO:61:VAL:HB	1.95	0.49
36:BP:128:HIS:CA	36:BP:147:LEU:HB3	2.34	0.49
39:BS:25:ARG:HG3	39:BS:88:ASP:HB2	1.93	0.49
42:BV:4:ILE:HG22	42:BV:5:VAL:N	2.27	0.49
43:BW:103:ILE:H	43:BW:103:ILE:HD12	1.76	0.49
53:B6:15:GLU:HG2	53:B6:16:CYS:N	2.27	0.49
54:B7:30:VAL:HG22	54:B7:33:ARG:HH22	1.76	0.49
1:CA:89:U:H2'	1:CA:90:C:C6	2.47	0.49
1:CA:625:G:OP1	18:CP:9:PHE:HB3	2.12	0.49
1:CA:777:A:H2'	1:CA:778:G:H8	1.77	0.49
7:CE:110:LEU:HA	7:CE:113:ALA:HB3	1.93	0.49
10:CH:119:LEU:HD22	10:CH:123:GLU:HB3	1.93	0.49
12:CJ:78:ASN:HB2	12:CJ:81:THR:HG23	1.95	0.49
13:CK:19:ALA:HB3	13:CK:82:VAL:HG22	1.95	0.49
20:CR:58:LEU:HD23	20:CR:62:GLU:HB3	1.94	0.49
24:CX:125:ARG:HB3	24:CX:154:GLY:HA2	1.95	0.49
27:DD:75:ILE:HG21	27:DD:99:ASP:HB2	1.94	0.49
30:DG:41:GLN:HB2	30:DG:90:LEU:HB3	1.94	0.49
34:DN:42:GLU:O	34:DN:42:GLU:HG3	2.12	0.49
34:DN:76:VAL:HG22	34:DN:144:LYS:HB2	1.94	0.49
42:DV:52:VAL:CG1	42:DV:55:ALA:HB3	2.43	0.49
44:DX:53:LYS:HE3	44:DX:55:ASN:HD21	1.77	0.49
49:D2:2:LYS:H	49:D2:2:LYS:CD	2.26	0.49
49:D2:12:GLU:C	49:D2:14:ARG:H	2.15	0.49
25:DA:273(A):G:H1	25:DA:364:C:H42	1.59	0.49
25:DA:740:U:H2'	25:DA:741:G:C8	2.47	0.49
25:DA:1462:C:H4'	25:DA:2703:C:H5'	1.95	0.49
25:DA:1531:C:O5'	25:DA:1531:C:H6	1.95	0.49
25:DA:2193:G:H2'	25:DA:2194:G:H8	1.78	0.49
25:DA:2336:A:H5''	25:DA:2336:A:H8	1.76	0.49
25:DA:2364:C:H2'	25:DA:2365:G:O4'	2.12	0.49
25:DA:2619:C:H2'	25:DA:2620:C:H6	1.77	0.49
25:DA:2728:U:H2'	25:DA:2729:G:H8	1.76	0.49
25:DA:2758:A:H2'	25:DA:2759:G:O4'	2.12	0.49
1:AA:1017:G:H2'	1:AA:1018:C:H6	1.76	0.49

*Continued on next page...*

*Continued from previous page...*

Atom-1	Atom-2	Interatomic distance (Å)	Clash overlap (Å)
1:AA:1053:G:C3'	1:AA:1054:C:H5'	2.42	0.49
1:AA:1402:C:H2'	1:AA:1403:C:O4'	2.13	0.49
12:AJ:8:LEU:HD21	12:AJ:23:ILE:HD12	1.95	0.49
16:AN:4:LYS:O	16:AN:7:ILE:HG13	2.12	0.49
19:AQ:80:GLY:O	19:AQ:81:ARG:HG2	2.11	0.49
21:AS:16:LEU:HA	21:AS:19:VAL:HG12	1.94	0.49
25:BA:464:U:C2	25:BA:788:A:C6	3.01	0.49
25:BA:529:A:H62	25:BA:2041:U:H3	1.59	0.49
25:BA:1125:G:C6	25:BA:1126:A:N6	2.80	0.49
25:BA:1924:C:H2'	25:BA:1925:C:H6	1.77	0.49
25:BA:1997:G:H2'	25:BA:1998:G:C8	2.47	0.49
25:BA:2241:A:H2'	25:BA:2242:G:C8	2.47	0.49
25:BA:2643:G:O2'	25:BA:2644:G:H5'	2.13	0.49
25:BA:2755:C:O5'	25:BA:2755:C:H6	1.95	0.49
26:BB:45:A:H2'	26:BB:45:A:N3	2.28	0.49
29:BF:43:LYS:HA	29:BF:98:SER:HB3	1.94	0.49
30:BG:91:ARG:HG2	30:BG:92:VAL:N	2.27	0.49
30:BG:94:LEU:HD23	30:BG:94:LEU:H	1.77	0.49
34:BN:76:VAL:HG22	34:BN:144:LYS:HB2	1.94	0.49
36:BP:146:VAL:HG22	36:BP:147:LEU:N	2.23	0.49
43:BW:69:LEU:HD12	43:BW:69:LEU:O	2.11	0.49
1:CA:1020:U:H2'	1:CA:1021:G:C8	2.47	0.49
11:CI:48:GLU:N	11:CI:49:PRO:CD	2.75	0.49
15:CM:49:THR:O	15:CM:53:VAL:HG23	2.13	0.49
17:CO:24:SER:O	17:CO:28:GLN:HG3	2.12	0.49
22:CT:48:LYS:HD3	22:CT:51:GLU:OE2	2.12	0.49
28:DE:115:GLY:HA3	25:DA:1655:A:O3'	2.13	0.49
29:DF:34:TRP:HB2	36:DP:10:PRO:O	2.12	0.49
30:DG:94:LEU:HD23	30:DG:94:LEU:H	1.77	0.49
30:DG:135:LEU:O	25:DA:2305:A:H1'	2.13	0.49
30:DG:139:LEU:HD23	30:DG:149:VAL:HG21	1.94	0.49
31:DH:137:ASP:HB3	31:DH:140:LYS:HD2	1.94	0.49
37:DQ:132:VAL:HG11	46:DZ:81:ARG:CZ	2.42	0.49
25:DA:212:G:O2'	25:DA:213:A:H5'	2.13	0.49
25:DA:1812:A:H2'	25:DA:1813:G:C8	2.48	0.49
25:DA:2087:G:H8	25:DA:2087:G:O5'	1.94	0.49
25:DA:2565:A:H5''	25:DA:2566:A:OP2	2.13	0.49
1:AA:624:C:H2'	1:AA:625:G:H8	1.78	0.49
1:AA:925:G:H1	1:AA:1391:U:H3	1.60	0.49
4:AB:98:LEU:HB2	4:AB:101:MET:CG	2.43	0.49
5:AC:22:TRP:CE2	16:AN:54:PRO:HG2	2.48	0.49

*Continued on next page...*

*Continued from previous page...*

Atom-1	Atom-2	Interatomic distance (Å)	Clash overlap (Å)
22:AT:53:LEU:O	22:AT:57:ARG:HD3	2.13	0.49
22:AT:89:ARG:HH21	22:AT:104:LEU:HD22	1.78	0.49
24:AX:21:ASP:O	24:AX:24:VAL:HG12	2.12	0.49
24:AX:239:VAL:HG11	24:AX:262:ARG:HA	1.95	0.49
25:BA:1266:G:H5''	52:B5:23:HIS:NE2	2.28	0.49
25:BA:1497:U:N3	25:BA:1578:U:OP1	2.46	0.49
25:BA:1531:C:H6	25:BA:1531:C:O5'	1.95	0.49
25:BA:1996:C:H4'	25:BA:1997:G:H5'	1.93	0.49
25:BA:2178:C:H2'	25:BA:2179:C:C6	2.46	0.49
25:BA:2293:C:H4'	39:BS:93:LYS:HZ1	1.77	0.49
27:BD:224:ALA:HA	27:BD:233:HIS:O	2.12	0.49
29:BF:33:LEU:O	29:BF:37:VAL:HG23	2.12	0.49
30:BG:10:LYS:O	30:BG:14:GLU:HB3	2.13	0.49
30:BG:39:ILE:HG22	30:BG:40:ASN:N	2.28	0.49
31:BH:104:GLU:HA	31:BH:113:VAL:O	2.13	0.49
34:BN:119:GLU:O	34:BN:123:GLU:HG3	2.12	0.49
37:BQ:35:VAL:HA	37:BQ:101:ARG:O	2.12	0.49
40:BT:131:ALA:O	40:BT:135:VAL:HG23	2.13	0.49
1:CA:7:G:H21	7:CE:121:LYS:HE3	1.76	0.49
1:CA:932:C:H5''	9:CG:4:ARG:HG3	1.95	0.49
1:CA:1034:G:H2'	1:CA:1035:A:C8	2.48	0.49
2:CY:23:C:H2'	2:CY:24:U:H6	1.75	0.49
7:CE:39:GLY:HA2	7:CE:69:VAL:HB	1.95	0.49
14:CL:74:HIS:CD2	14:CL:76:LEU:HB2	2.47	0.49
15:CM:15:VAL:O	15:CM:19:LEU:HD23	2.12	0.49
29:DF:43:LYS:HA	29:DF:98:SER:HB3	1.94	0.49
35:DO:35:VAL:HG11	35:DO:103:ALA:HB3	1.94	0.49
36:DP:47:ASP:H	36:DP:48:PRO:HA	1.78	0.49
36:DP:57:THR:C	36:DP:59:LEU:N	2.66	0.49
42:DV:2:PHE:HD2	42:DV:13:ARG:HB2	1.78	0.49
42:DV:52:VAL:HG13	42:DV:55:ALA:HB3	1.94	0.49
52:D5:23:HIS:NE2	25:DA:1266:G:H5''	2.28	0.49
25:DA:1039:G:H2'	25:DA:1040:C:C6	2.48	0.49
25:DA:1190:G:H5'	25:DA:1190:G:C8	2.47	0.49
25:DA:2039:C:H2'	25:DA:2040:C:C6	2.48	0.49
1:AA:627:G:H2'	1:AA:628:G:C8	2.47	0.49
1:AA:949:A:H1'	1:AA:1364:U:N3	2.27	0.49
1:AA:950:U:H2'	1:AA:951:G:C8	2.44	0.49
1:AA:1070:U:H2'	1:AA:1071:C:C6	2.47	0.49
1:AA:1314:C:H5	21:AS:6:LYS:HZ1	1.60	0.49
2:AZ:58:A:H4'	2:AZ:59:A:OP1	2.13	0.49

*Continued on next page...*

*Continued from previous page...*

Atom-1	Atom-2	Interatomic distance (Å)	Clash overlap (Å)
4:AB:179:LYS:HA	10:AH:72:PRO:HG3	1.94	0.49
5:AC:20:SER:HB2	5:AC:40:ARG:HH12	1.78	0.49
14:AL:74:HIS:CD2	14:AL:76:LEU:HB2	2.47	0.49
22:AT:50:GLU:HG3	22:AT:51:GLU:N	2.28	0.49
25:BA:570:G:H2'	25:BA:2030:A:H62	1.78	0.49
25:BA:1039:G:H2'	25:BA:1040:C:C6	2.47	0.49
25:BA:1936:A:C8	25:BA:1945:G:C8	3.01	0.49
25:BA:2073:C:O2'	25:BA:2074:U:H5'	2.12	0.49
25:BA:2728:U:H2'	25:BA:2729:G:H8	1.75	0.49
26:BB:46:A:C5	26:BB:47:C:C4	3.01	0.49
34:BN:42:GLU:O	34:BN:42:GLU:HG3	2.12	0.49
37:BQ:50:ALA:HB1	37:BQ:121:ALA:HB1	1.93	0.49
44:BX:23:GLU:HG3	44:BX:24:GLY:N	2.26	0.49
44:BX:53:LYS:HE3	44:BX:55:ASN:HD21	1.78	0.49
1:CA:949:A:H1'	1:CA:1364:U:N3	2.28	0.49
1:CA:1062:U:H2'	1:CA:1063:C:C6	2.48	0.49
4:CB:158:LEU:HD12	4:CB:158:LEU:H	1.77	0.49
4:CB:179:LYS:HA	10:CH:72:PRO:HG3	1.95	0.49
5:CC:20:SER:HB2	5:CC:40:ARG:HH12	1.77	0.49
5:CC:61:ALA:O	5:CC:62:ASP:HB2	2.13	0.49
14:CL:110:LYS:O	14:CL:111:ASP:HB2	2.13	0.49
28:DE:9:VAL:HG22	28:DE:25:VAL:HB	1.95	0.49
30:DG:62:LEU:HB3	30:DG:143:GLU:HG3	1.94	0.49
36:DP:59:LEU:HG	36:DP:59:LEU:O	2.13	0.49
37:DQ:68:ILE:HG23	37:DQ:103:MET:HA	1.94	0.49
37:DQ:69:PHE:CE2	25:DA:871:U:H4'	2.47	0.49
40:DT:131:ALA:O	40:DT:135:VAL:HG23	2.12	0.49
41:DU:26:GLY:O	41:DU:30:LYS:HG2	2.12	0.49
44:DX:40:LYS:HE3	44:DX:51:VAL:O	2.13	0.49
46:DZ:97:GLU:HB3	46:DZ:125:LEU:HD21	1.95	0.49
54:D7:47:ARG:O	54:D7:48:LYS:HB2	2.12	0.49
55:D8:6:THR:HG23	55:D8:63:PRO:HG2	1.94	0.49
55:D8:32:LEU:HB3	25:DA:2392:A:OP1	2.12	0.49
25:DA:464:U:C2	25:DA:788:A:C6	3.01	0.49
25:DA:1265:A:H8	25:DA:1265:A:OP1	1.95	0.49
25:DA:1945:G:H1	25:DA:1961:C:H42	1.61	0.49
25:DA:2720:U:H2'	25:DA:2721:A:H8	1.78	0.49
1:AA:394:G:H2'	1:AA:395:C:C6	2.48	0.49
1:AA:665:A:H2'	1:AA:725:G:N2	2.28	0.49
1:AA:932:C:H5''	9:AG:4:ARG:HG3	1.95	0.49
1:AA:102(C):C:H2'	1:AA:1029:G:C8	2.48	0.49

*Continued on next page...*

*Continued from previous page...*

Atom-1	Atom-2	Interatomic distance (Å)	Clash overlap (Å)
1:AA:1366:C:H2'	1:AA:1367:C:C6	2.48	0.49
4:AB:24:TRP:CD1	4:AB:40:HIS:HE1	2.31	0.49
4:AB:80:ILE:HD12	4:AB:211:ILE:HB	1.94	0.49
5:AC:125:GLU:OE2	5:AC:189:ALA:HA	2.12	0.49
5:AC:179:ARG:HG3	5:AC:179:ARG:O	2.13	0.49
7:AE:90:VAL:O	7:AE:120:THR:HA	2.13	0.49
12:AJ:75:ILE:HG13	12:AJ:76:ASN:N	2.27	0.49
22:AT:85:MET:HB2	22:AT:104:LEU:HD21	1.94	0.49
24:AX:303:ARG:HD2	24:AX:305:TYR:CZ	2.48	0.49
25:BA:466:A:N3	25:BA:683:C:H1'	2.28	0.49
25:BA:678:C:H2'	25:BA:679:C:C6	2.48	0.49
25:BA:907:U:H2'	25:BA:908:C:C6	2.48	0.49
25:BA:953:A:H2'	25:BA:954:G:C8	2.48	0.49
25:BA:1998:G:H2'	25:BA:1999:C:C6	2.48	0.49
25:BA:2210:G:N3	25:BA:2210:G:H5''	2.28	0.49
25:BA:2213:U:H6	25:BA:2213:U:O5'	1.96	0.49
25:BA:2342:C:O2'	25:BA:2374:C:H5''	2.12	0.49
25:BA:2392:A:OP1	55:B8:32:LEU:HB3	2.13	0.49
28:BE:9:VAL:HG22	28:BE:25:VAL:HB	1.94	0.49
36:BP:52:GLU:CG	36:BP:53:GLY:H	2.25	0.49
43:BW:103:ILE:HD12	43:BW:103:ILE:N	2.27	0.49
1:CA:1016:A:H2'	1:CA:1017:G:O4'	2.13	0.49
1:CA:102(C):C:H2'	1:CA:1029:G:C8	2.47	0.49
1:CA:103(A):A:H2'	1:CA:103(B):G:O4'	2.13	0.49
4:CB:24:TRP:HZ3	4:CB:26:PRO:HA	1.76	0.49
7:CE:122:GLU:O	7:CE:123:LEU:HD23	2.12	0.49
10:CH:9:MET:HG3	10:CH:26:VAL:HG21	1.93	0.49
12:CJ:55:LYS:O	12:CJ:56:HIS:CG	2.65	0.49
21:CS:63:THR:HG23	21:CS:65:ASN:H	1.77	0.49
24:CX:9:GLU:HA	24:CX:12:TYR:CD1	2.48	0.49
30:DG:60:LEU:O	30:DG:64:THR:HG22	2.13	0.49
37:DQ:45:GLN:H	37:DQ:45:GLN:CD	2.16	0.49
44:DX:29:TRP:CZ3	44:DX:76:ARG:HD3	2.48	0.49
45:DY:17:SER:CB	45:DY:71:LYS:HD2	2.43	0.49
45:DY:30:VAL:HG13	45:DY:37:VAL:HG12	1.95	0.49
25:DA:161:U:H3'	25:DA:162:U:C5'	2.43	0.49
25:DA:330:A:O2'	25:DA:331:A:C8	2.65	0.49
25:DA:1001:A:H61	25:DA:1154:G:H1'	1.76	0.49
25:DA:2087:G:H2'	25:DA:2088:G:C8	2.48	0.49
25:DA:2307:G:O5'	25:DA:2307:G:H8	1.95	0.49
25:DA:2556:C:H2'	25:DA:2557:G:O4'	2.12	0.49

*Continued on next page...*



*Continued from previous page...*

Atom-1	Atom-2	Interatomic distance (Å)	Clash overlap (Å)
25:DA:2645:G:H3'	25:DA:2646:C:C5'	2.43	0.49
25:DA:2887:U:H2'	25:DA:2888:C:H6	1.78	0.49
1:AA:1001:G:H2'	1:AA:1002:G:O4'	2.11	0.49
2:AY:47:U:H3'	2:AY:48:C:H5'	1.94	0.49
7:AE:82:VAL:HG21	7:AE:138:ALA:HA	1.94	0.49
8:AF:75:LEU:O	8:AF:79:LEU:HG	2.12	0.49
14:AL:110:LYS:O	14:AL:111:ASP:HB2	2.13	0.49
22:AT:48:LYS:HD3	22:AT:51:GLU:OE2	2.13	0.49
24:AX:70:LEU:HD13	24:AX:73:MET:SD	2.53	0.49
25:BA:274:G:H5''	25:BA:274:G:H8	1.78	0.49
25:BA:302:C:H2'	25:BA:303:U:C6	2.48	0.49
25:BA:619:G:H5''	25:BA:620:G:OP2	2.13	0.49
25:BA:1022:G:O2'	25:BA:1023:U:P	2.71	0.49
25:BA:1587:A:H2'	25:BA:1588:C:C6	2.48	0.49
25:BA:1829:A:H2'	25:BA:1830:C:O5'	2.13	0.49
25:BA:1967:C:H2'	25:BA:1968:G:O4'	2.13	0.49
25:BA:2364:C:H2'	25:BA:2365:G:O4'	2.12	0.49
26:BB:42:C:O4'	30:BG:69:ALA:HB2	2.13	0.49
36:BP:57:THR:C	36:BP:59:LEU:N	2.66	0.49
37:BQ:14:ARG:CG	37:BQ:14:ARG:NH1	2.65	0.49
37:BQ:24:GLY:HA2	37:BQ:101:ARG:HA	1.95	0.49
38:BR:54:LEU:HD23	38:BR:62:ALA:HB1	1.95	0.49
43:BW:19:LEU:HB3	52:B5:25:LEU:HD12	1.94	0.49
44:BX:26:TYR:CE1	44:BX:89:ILE:HG12	2.47	0.49
44:BX:49:VAL:HG21	44:BX:89:ILE:HD11	1.95	0.49
48:B1:19:GLN:NE2	48:B1:41:ARG:HB2	2.14	0.49
1:CA:627:G:H2'	1:CA:628:G:C8	2.48	0.49
1:CA:925:G:H1	1:CA:1391:U:H3	1.60	0.49
2:CY:7:G:H3'	2:CY:8:U:H5'	1.95	0.49
4:CB:80:ILE:HD12	4:CB:211:ILE:HB	1.94	0.49
6:CD:121:VAL:O	6:CD:134:ASP:HA	2.13	0.49
30:DG:10:LYS:O	30:DG:14:GLU:HB3	2.13	0.49
40:DT:98:LYS:HB3	40:DT:100:TYR:CE1	2.48	0.49
45:DY:8:LYS:HZ2	45:DY:8:LYS:H	1.59	0.49
45:DY:96:ILE:HG23	45:DY:101:LYS:O	2.13	0.49
25:DA:414:C:H2'	25:DA:415:A:H8	1.78	0.49
25:DA:466:A:N3	25:DA:683:C:H1'	2.27	0.49
25:DA:1282:U:H2'	25:DA:1283:G:O4'	2.13	0.49
25:DA:1331:A:O2'	25:DA:1332:G:C8	2.66	0.49
25:DA:2073:C:O2'	25:DA:2074:U:H5'	2.13	0.49
25:DA:2342:C:O2'	25:DA:2374:C:H5''	2.13	0.49

*Continued on next page...*

*Continued from previous page...*

Atom-1	Atom-2	Interatomic distance (Å)	Clash overlap (Å)
25:DA:2688:U:C5	25:DA:2720:U:OP2	2.65	0.49
1:AA:164:U:H2'	1:AA:165:C:C6	2.48	0.48
2:AY:7:G:H3'	2:AY:8:U:C5'	2.43	0.48
4:AB:130:ARG:HD3	4:AB:134:GLU:CD	2.34	0.48
5:AC:79:ARG:HD3	5:AC:79:ARG:N	2.27	0.48
6:AD:8:VAL:C	6:AD:10:ARG:H	2.15	0.48
7:AE:39:GLY:HA2	7:AE:69:VAL:HB	1.94	0.48
9:AG:85:TYR:HB3	9:AG:151:TYR:HD2	1.78	0.48
13:AK:22:HIS:HB3	13:AK:29:ILE:CG1	2.33	0.48
13:AK:51:LYS:HA	13:AK:55:LYS:HZ3	1.78	0.48
25:BA:656:G:C6	25:BA:657:U:C4	3.01	0.48
25:BA:661:C:O2'	36:BP:16:ARG:HD2	2.13	0.48
25:BA:1265:A:H8	25:BA:1265:A:OP1	1.96	0.48
26:BB:42:C:H5'	30:BG:68:PRO:O	2.12	0.48
33:BJ:17:LEU:HD22	33:BJ:21:GLN:HE21	1.77	0.48
35:BO:112:MET:O	35:BO:115:VAL:HG22	2.13	0.48
45:BY:81:LYS:CD	45:BY:97:ARG:HB3	2.42	0.48
1:CA:274:A:H4'	1:CA:275:G:OP1	2.13	0.48
2:CZ:19:G:H4'	2:CZ:20:U:OP2	2.13	0.48
5:CC:79:ARG:HD3	5:CC:79:ARG:N	2.27	0.48
6:CD:33:MET:HG2	6:CD:37:PRO:HA	1.94	0.48
7:CE:90:VAL:O	7:CE:120:THR:HA	2.13	0.48
21:CS:6:LYS:H	21:CS:6:LYS:HD2	1.78	0.48
22:CT:16:HIS:O	22:CT:20:LEU:HG	2.13	0.48
27:DD:183:ARG:HB3	27:DD:270:ILE:HG22	1.95	0.48
27:DD:231:HIS:HE1	27:DD:233:HIS:ND1	2.11	0.48
30:DG:69:ALA:HB2	26:DB:42:C:O4'	2.13	0.48
30:DG:87:PRO:O	30:DG:88:ILE:HB	2.12	0.48
41:DU:3:ARG:HD3	25:DA:446:G:OP1	2.13	0.48
43:DW:90:ARG:NH1	25:DA:747:U:H5'	2.28	0.48
45:DY:46:LYS:HE2	25:DA:480:A:OP2	2.13	0.48
47:D0:22:GLY:O	47:D0:38:VAL:HG13	2.13	0.48
25:DA:108:U:H2'	25:DA:109:G:C8	2.48	0.48
25:DA:410:G:C2	25:DA:418:G:C2	3.01	0.48
25:DA:951:C:H2'	25:DA:952:G:H8	1.78	0.48
25:DA:1322:A:C5	25:DA:1323:U:C5	3.01	0.48
25:DA:1498:C:H2'	25:DA:1499:C:H6	1.75	0.48
25:DA:1900:A:N1	25:DA:1970:A:C6	2.81	0.48
25:DA:2119:A:H61	25:DA:2168:G:H1'	1.78	0.48
25:DA:2745:C:H2'	25:DA:2746:U:C6	2.48	0.48
1:AA:42:G:H2'	1:AA:43:C:C6	2.48	0.48

*Continued on next page...*

*Continued from previous page...*

Atom-1	Atom-2	Interatomic distance (Å)	Clash overlap (Å)
1:AA:217:C:H2'	1:AA:218:C:H6	1.77	0.48
1:AA:262:A:H5'	22:AT:74:LYS:HG3	1.94	0.48
1:AA:939:G:H5''	9:AG:102:ARG:CZ	2.43	0.48
1:AA:1016:A:H2'	1:AA:1017:G:O4'	2.12	0.48
1:AA:1346:A:N6	1:AA:1374:A:H3'	2.27	0.48
4:AB:102:LEU:HB2	4:AB:176:GLU:OE1	2.13	0.48
6:AD:4:TYR:HE1	6:AD:11:LEU:CD1	2.26	0.48
8:AF:10:LEU:HD13	8:AF:61:LEU:HD13	1.95	0.48
10:AH:97:VAL:HG13	10:AH:98:LYS:N	2.28	0.48
18:AP:8:ARG:HB3	18:AP:28:ARG:NH1	2.28	0.48
19:AQ:99:SER:O	19:AQ:100:LYS:HD3	2.13	0.48
22:AT:30:LYS:O	22:AT:33:ILE:HB	2.13	0.48
25:BA:86:C:H2'	25:BA:87:C:H6	1.78	0.48
25:BA:286:C:H2'	25:BA:287:C:H6	1.77	0.48
25:BA:1203:G:O6	25:BA:1204:A:N6	2.46	0.48
25:BA:1763:G:H2'	25:BA:1764:G:H5'	1.95	0.48
25:BA:1863:G:H2'	25:BA:1864:U:O4'	2.13	0.48
25:BA:2197:U:O2'	25:BA:2198:A:H5''	2.13	0.48
25:BA:2307:G:H8	25:BA:2307:G:O5'	1.95	0.48
28:BE:54:GLN:HB2	28:BE:74:PRO:O	2.12	0.48
32:BI:12:LEU:HD22	32:BI:12:LEU:H	1.78	0.48
40:BT:75:ILE:N	40:BT:75:ILE:HD12	2.28	0.48
41:BU:8:VAL:HG13	41:BU:11:ARG:HH21	1.78	0.48
44:BX:21:PHE:CD2	44:BX:26:TYR:HD2	2.31	0.48
44:BX:89:ILE:HG13	44:BX:92:LEU:HD12	1.93	0.48
1:CA:1089:G:C6	1:CA:1090:U:C4	3.01	0.48
1:CA:1320:C:H42	21:CS:36:ARG:HG3	1.77	0.48
4:CB:154:LEU:HD13	4:CB:155:LEU:N	2.28	0.48
8:CF:98:LEU:O	8:CF:98:LEU:HD12	2.14	0.48
13:CK:48:ILE:HD11	13:CK:64:ALA:HA	1.94	0.48
18:CP:20:VAL:HG23	18:CP:35:LYS:HA	1.95	0.48
19:CQ:37:LYS:C	19:CQ:38:ARG:HD2	2.33	0.48
22:CT:53:LEU:O	22:CT:57:ARG:HD3	2.14	0.48
28:DE:61:ARG:HD3	25:DA:2633:G:O2'	2.14	0.48
30:DG:84:LYS:HB3	30:DG:86:MET:SD	2.53	0.48
40:DT:60:THR:HG22	40:DT:77:PRO:HA	1.95	0.48
46:DZ:54:HIS:CG	46:DZ:101:PRO:HG3	2.49	0.48
53:D6:15:GLU:HG2	53:D6:16:CYS:N	2.27	0.48
25:DA:286:C:H2'	25:DA:287:C:H6	1.78	0.48
25:DA:823:G:H2'	25:DA:824:A:C8	2.48	0.48
25:DA:828:U:H4'	25:DA:831:G:N1	2.27	0.48

*Continued on next page...*

*Continued from previous page...*

Atom-1	Atom-2	Interatomic distance (Å)	Clash overlap (Å)
25:DA:1125:G:C6	25:DA:1126:A:N6	2.81	0.48
25:DA:1678:G:H2'	25:DA:1679:U:C6	2.47	0.48
25:DA:1831:G:H2'	25:DA:1832:C:C6	2.48	0.48
25:DA:2023:G:H4'	25:DA:2617:C:O3'	2.13	0.48
25:DA:2846:G:H2'	25:DA:2847:U:O4'	2.13	0.48
1:AA:694:A:O2'	2:AZ:38:A:H1'	2.14	0.48
1:AA:1262:C:H2'	1:AA:1263:C:C6	2.49	0.48
1:AA:1409:C:H2'	1:AA:1410:G:C8	2.48	0.48
1:AA:1479:C:H2'	1:AA:1480:G:H8	1.78	0.48
4:AB:154:LEU:HD13	4:AB:155:LEU:N	2.27	0.48
4:AB:158:LEU:H	4:AB:158:LEU:HD12	1.79	0.48
24:AX:10:GLU:O	24:AX:14:GLU:HB2	2.13	0.48
24:AX:96:LEU:HG	24:AX:348:LEU:HB2	1.95	0.48
25:BA:1153:C:H5'	41:BU:76:TYR:CE2	2.48	0.48
27:BD:243:GLY:O	27:BD:244:ARG:CB	2.61	0.48
34:BN:58:ARG:HB2	34:BN:65:TRP:CH2	2.48	0.48
36:BP:95:VAL:CG2	36:BP:125:VAL:HA	2.40	0.48
39:BS:35:ILE:H	39:BS:53:SER:HB3	1.79	0.48
39:BS:93:LYS:HA	39:BS:93:LYS:HE3	1.95	0.48
40:BT:86:ILE:O	40:BT:86:ILE:HD13	2.12	0.48
41:BU:88:ILE:HB	41:BU:90:VAL:CG1	2.35	0.48
42:BV:2:PHE:HD2	42:BV:13:ARG:HB2	1.78	0.48
42:BV:52:VAL:CG1	42:BV:55:ALA:HB3	2.43	0.48
45:BY:17:SER:CB	45:BY:71:LYS:HD2	2.43	0.48
46:BZ:8:TYR:HB2	46:BZ:38:TYR:CE2	2.49	0.48
1:CA:524:G:H2'	1:CA:525:C:C6	2.48	0.48
1:CA:542:G:H5'	6:CD:41:GLY:CA	2.43	0.48
1:CA:624:C:H2'	1:CA:625:G:H8	1.78	0.48
1:CA:841:U:O2'	1:CA:842:C:H5''	2.13	0.48
1:CA:1182:G:H4'	1:CA:1183:A:C5'	2.41	0.48
1:CA:1479:C:H2'	1:CA:1480:G:H8	1.78	0.48
15:CM:22:ILE:HB	15:CM:25:ILE:HB	1.95	0.48
18:CP:28:ARG:HG2	18:CP:28:ARG:NH1	2.16	0.48
24:CX:93:GLU:CD	24:CX:344:GLN:HB3	2.34	0.48
27:DD:9:TYR:CE1	25:DA:705:A:H1'	2.47	0.48
27:DD:72:LYS:HE3	27:DD:101:GLU:HB3	1.94	0.48
30:DG:153:ARG:HB3	30:DG:153:ARG:NH1	2.29	0.48
31:DH:104:GLU:HA	31:DH:113:VAL:O	2.12	0.48
39:DS:96:GLY:HA3	26:DB:49:C:OP1	2.13	0.48
45:DY:2:ARG:NH2	25:DA:81:G:H21	2.11	0.48
46:DZ:8:TYR:HB2	46:DZ:38:TYR:CE2	2.48	0.48

*Continued on next page...*

*Continued from previous page...*

Atom-1	Atom-2	Interatomic distance (Å)	Clash overlap (Å)
49:D2:47:ASN:HD22	25:DA:94:G:N2	2.11	0.48
25:DA:333:G:H2'	25:DA:333:G:N3	2.29	0.48
25:DA:529:A:H62	25:DA:2041:U:H3	1.60	0.48
25:DA:2228:G:H2'	25:DA:2229:C:O4'	2.13	0.48
1:AA:191(G):G:C4	22:AT:105:SER:HB3	2.49	0.48
1:AA:197:A:C6	1:AA:221:C:H4'	2.49	0.48
1:AA:103(A):A:H2'	1:AA:103(B):G:O4'	2.13	0.48
1:AA:1034:G:H2'	1:AA:1035:A:H8	1.77	0.48
1:AA:1079:G:O3'	7:AE:14:ARG:NH2	2.46	0.48
1:AA:1502:A:H8	1:AA:1505:G:H22	1.58	0.48
2:AZ:19:G:H4'	2:AZ:20:U:OP2	2.13	0.48
14:AL:23:VAL:HG13	14:AL:97:TYR:HE2	1.78	0.48
14:AL:74:HIS:HD2	14:AL:76:LEU:HB2	1.78	0.48
21:AS:63:THR:HG23	21:AS:65:ASN:H	1.78	0.48
25:BA:414:C:H2'	25:BA:415:A:H8	1.78	0.48
25:BA:1152:C:H2'	25:BA:1153:C:C6	2.46	0.48
25:BA:1292:U:H2'	25:BA:1293:C:H6	1.77	0.48
25:BA:1355:G:H2'	25:BA:1356:G:H8	1.78	0.48
25:BA:2169:A:H2'	25:BA:2170:A:C8	2.47	0.48
25:BA:2507:C:H2'	25:BA:2508:G:O4'	2.14	0.48
25:BA:2529:G:H8	25:BA:2529:G:O5'	1.97	0.48
36:BP:47:ASP:H	36:BP:48:PRO:HA	1.77	0.48
37:BQ:20:ALA:HA	37:BQ:98:LYS:HB2	1.94	0.48
37:BQ:48:GLU:O	37:BQ:52:VAL:HG12	2.13	0.48
40:BT:57:PHE:CG	40:BT:58:ASN:N	2.81	0.48
48:B1:83:GLU:HG2	48:B1:84:GLY:H	1.78	0.48
2:CY:7:G:H3'	2:CY:8:U:C5'	2.43	0.48
5:CC:22:TRP:CE2	16:CN:54:PRO:HG2	2.48	0.48
13:CK:120:ARG:HH21	13:CK:126:ARG:NH2	2.11	0.48
17:CO:29:VAL:HG11	17:CO:81:LEU:HD21	1.95	0.48
27:DD:231:HIS:ND1	27:DD:232:PRO:HD2	2.27	0.48
30:DG:91:ARG:HG2	30:DG:92:VAL:N	2.27	0.48
41:DU:92:ARG:HG2	42:DV:11:GLN:CG	2.44	0.48
42:DV:15:GLU:HB2	42:DV:18:LEU:HG	1.94	0.48
45:DY:71:LYS:HB2	45:DY:71:LYS:HZ2	1.78	0.48
25:DA:191:A:H2'	25:DA:192:C:C6	2.47	0.48
25:DA:372:G:H22	25:DA:400:G:H2'	1.78	0.48
25:DA:463:G:N1	25:DA:467:G:C6	2.81	0.48
25:DA:1550:C:H2'	25:DA:1551:C:H6	1.79	0.48
25:DA:2781:A:H5'	25:DA:2782:G:C5'	2.35	0.48
2:AY:21:A:H5'	2:AY:21:A:H8	1.78	0.48

*Continued on next page...*

*Continued from previous page...*

Atom-1	Atom-2	Interatomic distance (Å)	Clash overlap (Å)
6:AD:122:ARG:O	6:AD:122:ARG:HD3	2.12	0.48
7:AE:83:GLU:HG2	7:AE:88:LYS:HG3	1.96	0.48
9:AG:126:ASP:HB3	9:AG:131:LYS:O	2.13	0.48
11:AI:7:THR:O	11:AI:83:ARG:HD2	2.13	0.48
12:AJ:74:ILE:HD13	12:AJ:74:ILE:N	2.27	0.48
13:AK:48:ILE:HD11	13:AK:64:ALA:HA	1.95	0.48
13:AK:52:GLY:H	13:AK:55:LYS:HZ1	1.58	0.48
24:AX:9:GLU:HA	24:AX:12:TYR:CD1	2.49	0.48
25:BA:124:G:C6	54:B7:19:ARG:NH2	2.79	0.48
25:BA:149:A:H2'	25:BA:150:C:C6	2.49	0.48
25:BA:161:U:H3'	25:BA:162:U:C5'	2.43	0.48
25:BA:583:G:C5	25:BA:584:C:C5	3.01	0.48
25:BA:636:G:OP1	36:BP:132:LYS:HD3	2.14	0.48
25:BA:859:G:H22	25:BA:916:G:H2'	1.77	0.48
25:BA:1282:U:H2'	25:BA:1283:G:O4'	2.13	0.48
25:BA:1498:C:H3'	25:BA:1498:C:OP2	2.14	0.48
25:BA:1550:C:H2'	25:BA:1551:C:H6	1.78	0.48
25:BA:2026:C:C4	25:BA:2027:G:N7	2.82	0.48
25:BA:2193:G:H2'	25:BA:2194:G:H8	1.78	0.48
25:BA:2453:A:O2'	25:BA:2572:A:H1'	2.13	0.48
25:BA:2619:C:H2'	25:BA:2620:C:H6	1.78	0.48
25:BA:2686:G:H2'	25:BA:2687:U:C6	2.48	0.48
25:BA:2781:A:H5'	25:BA:2782:G:C5'	2.35	0.48
25:BA:2846:G:H2'	25:BA:2847:U:O4'	2.14	0.48
32:BI:102:SER:O	32:BI:106:GLY:HA2	2.14	0.48
35:BO:1:MET:C	35:BO:2:ILE:HD12	2.34	0.48
38:BR:12:ARG:HH22	38:BR:40:LYS:NZ	2.11	0.48
46:BZ:56:VAL:HG22	46:BZ:70:LEU:HD22	1.95	0.48
55:B8:6:THR:HG23	55:B8:63:PRO:HG2	1.95	0.48
1:CA:192:U:H2'	1:CA:193:C:C6	2.48	0.48
1:CA:665:A:H2'	1:CA:725:G:N2	2.28	0.48
2:CZ:58:A:H4'	2:CZ:59:A:OP1	2.14	0.48
14:CL:51:LEU:H	14:CL:51:LEU:HD12	1.78	0.48
24:CX:123:PHE:CE1	24:CX:180:VAL:HB	2.48	0.48
31:DH:105:LEU:HD22	31:DH:113:VAL:HB	1.94	0.48
34:DN:64:ASP:HA	41:DU:64:ARG:HH11	1.79	0.48
35:DO:38:VAL:HG12	35:DO:61:VAL:HB	1.95	0.48
35:DO:112:MET:O	35:DO:115:VAL:HG22	2.13	0.48
40:DT:51:ARG:HB3	40:DT:62:THR:HG23	1.94	0.48
40:DT:86:ILE:O	40:DT:86:ILE:HD13	2.13	0.48
43:DW:6:ILE:HG12	43:DW:104:THR:HG23	1.95	0.48

*Continued on next page...*

*Continued from previous page...*

Atom-1	Atom-2	Interatomic distance (Å)	Clash overlap (Å)
45:DY:4:LYS:HD3	45:DY:4:LYS:N	2.27	0.48
53:D6:11:LEU:HD13	53:D6:12:GLU:N	2.28	0.48
53:D6:15:GLU:HG2	53:D6:16:CYS:H	1.79	0.48
25:DA:412:A:H3'	25:DA:413:C:C6	2.49	0.48
25:DA:481:G:H1'	25:DA:506:G:N2	2.28	0.48
25:DA:953:A:H2'	25:DA:954:G:C8	2.47	0.48
25:DA:1189:A:H3'	25:DA:1190:G:C5'	2.38	0.48
25:DA:1762:A:H8	25:DA:1762:A:O5'	1.96	0.48
25:DA:1820:U:H4'	25:DA:1821:A:OP2	2.12	0.48
25:DA:2304:G:H1	25:DA:2312:U:H3	1.61	0.48
1:AA:79:G:H1	1:AA:90:C:H42	1.61	0.48
1:AA:192:U:H2'	1:AA:193:C:C6	2.49	0.48
1:AA:323:U:O3'	22:AT:22:ARG:HD3	2.13	0.48
1:AA:539:A:H2'	1:AA:540:G:H8	1.79	0.48
1:AA:542:G:H2'	1:AA:543:C:C6	2.48	0.48
1:AA:624:C:O3'	18:AP:10:GLY:HA2	2.13	0.48
1:AA:714:G:H21	1:AA:777:A:H1'	1.77	0.48
1:AA:779:C:O2'	1:AA:780:A:H5'	2.13	0.48
1:AA:1203:C:H2'	1:AA:1204:A:C8	2.47	0.48
1:AA:1208:C:H2'	1:AA:1209:C:C6	2.49	0.48
1:AA:1521:G:H2'	1:AA:1522:U:C6	2.48	0.48
5:AC:22:TRP:CZ3	5:AC:24:ALA:HB2	2.49	0.48
6:AD:28:SER:HB3	6:AD:29:PRO:CD	2.41	0.48
7:AE:18:ARG:HH21	7:AE:25:ARG:HB2	1.79	0.48
14:AL:83:LEU:HG	14:AL:104:TYR:CE1	2.49	0.48
19:AQ:37:LYS:C	19:AQ:38:ARG:HD2	2.33	0.48
24:AX:263:GLU:O	24:AX:267:MET:HG2	2.13	0.48
25:BA:7:G:H2'	25:BA:8:A:C8	2.48	0.48
25:BA:150:C:H2'	25:BA:151:C:C6	2.49	0.48
25:BA:412:A:H3'	25:BA:413:C:C6	2.49	0.48
25:BA:728:G:C2	25:BA:730:C:C2	3.02	0.48
25:BA:1295:C:H2'	25:BA:1296:G:H8	1.79	0.48
25:BA:2305:A:H1'	30:BG:135:LEU:O	2.13	0.48
25:BA:2336:A:H3'	25:BA:2337:G:H8	1.79	0.48
25:BA:2565:A:H5''	25:BA:2566:A:OP2	2.13	0.48
25:BA:2680:C:H2'	25:BA:2681:C:O2	2.13	0.48
25:BA:2745:C:H2'	25:BA:2746:U:C6	2.48	0.48
27:BD:231:HIS:HE1	27:BD:233:HIS:ND1	2.11	0.48
30:BG:153:ARG:HB3	30:BG:153:ARG:NH1	2.29	0.48
32:BI:107:ILE:HG13	32:BI:109:ILE:HG23	1.95	0.48
44:BX:40:LYS:CD	44:BX:51:VAL:HB	2.43	0.48

*Continued on next page...*

*Continued from previous page...*

Atom-1	Atom-2	Interatomic distance (Å)	Clash overlap (Å)
49:B2:2:LYS:CD	49:B2:2:LYS:H	2.26	0.48
55:B8:11:LYS:C	55:B8:11:LYS:HD3	2.34	0.48
1:CA:44:G:H2'	1:CA:45:U:C6	2.49	0.48
1:CA:131:C:H2'	1:CA:132:C:C6	2.48	0.48
1:CA:624:C:O3'	18:CP:10:GLY:HA2	2.14	0.48
1:CA:1017:G:H2'	1:CA:1018:C:H6	1.76	0.48
1:CA:1053:G:C3'	1:CA:1054:C:H5'	2.43	0.48
1:CA:1366:C:H2'	1:CA:1367:C:C6	2.48	0.48
5:CC:105:GLU:HG2	5:CC:106:VAL:N	2.21	0.48
6:CD:8:VAL:C	6:CD:10:ARG:H	2.15	0.48
12:CJ:75:ILE:CG1	12:CJ:76:ASN:H	2.26	0.48
14:CL:65:VAL:HG11	14:CL:97:TYR:CD1	2.49	0.48
28:DE:69:LYS:O	28:DE:69:LYS:HD3	2.14	0.48
30:DG:133:LEU:HD11	30:DG:157:ILE:HD11	1.95	0.48
37:DQ:7:MET:O	25:DA:870:A:H5'	2.13	0.48
44:DX:51:VAL:HA	44:DX:83:VAL:HA	1.95	0.48
49:D2:61:LEU:O	49:D2:65:ASN:N	2.46	0.48
25:DA:86:C:H2'	25:DA:87:C:H6	1.78	0.48
25:DA:583:G:C5	25:DA:584:C:C5	3.02	0.48
25:DA:1441:G:H2'	25:DA:1442:G:H8	1.78	0.48
25:DA:1829:A:H2'	25:DA:1830:C:O5'	2.13	0.48
25:DA:2104:G:H2'	25:DA:2105:C:C6	2.49	0.48
25:DA:2210:G:N3	25:DA:2210:G:H5''	2.28	0.48
1:AA:272:C:H2'	1:AA:273:A:H8	1.78	0.48
4:AB:74:LYS:O	4:AB:78:GLN:HG3	2.13	0.48
5:AC:61:ALA:O	5:AC:62:ASP:HB2	2.13	0.48
11:AI:48:GLU:N	11:AI:49:PRO:CD	2.75	0.48
14:AL:5:THR:HG23	14:AL:8:GLN:NE2	2.29	0.48
17:AO:24:SER:O	17:AO:28:GLN:HG3	2.12	0.48
22:AT:16:HIS:O	22:AT:20:LEU:HG	2.13	0.48
24:AX:150:THR:HG23	24:AX:153:GLY:O	2.14	0.48
25:BA:67:U:H2'	25:BA:68:G:C8	2.49	0.48
25:BA:298:G:O5'	25:BA:298:G:H8	1.96	0.48
25:BA:372:G:H22	25:BA:400:G:H2'	1.79	0.48
25:BA:444:C:O5'	41:BU:2:PRO:HD3	2.13	0.48
25:BA:674:G:H2'	25:BA:804:A:H61	1.78	0.48
25:BA:823:G:H2'	25:BA:824:A:C8	2.48	0.48
25:BA:1418:G:H22	25:BA:1579:A:H5'	1.79	0.48
25:BA:1653:G:OP1	38:BR:4:LEU:HD22	2.14	0.48
25:BA:2056:G:H2'	25:BA:2056:G:N3	2.28	0.48
25:BA:2119:A:H61	25:BA:2168:G:H1'	1.78	0.48

*Continued on next page...*



*Continued from previous page...*

Atom-1	Atom-2	Interatomic distance (Å)	Clash overlap (Å)
25:BA:2574:G:H2'	25:BA:2575:C:C6	2.48	0.48
25:BA:2591:C:OP2	27:BD:239:ARG:HB2	2.13	0.48
28:BE:67:PHE:HE2	28:BE:75:VAL:HG22	1.78	0.48
30:BG:121:ASN:HD22	30:BG:122:PRO:HD2	1.78	0.48
31:BH:17:VAL:HG22	31:BH:26:VAL:HG22	1.95	0.48
31:BH:137:ASP:HB3	31:BH:140:LYS:HD2	1.95	0.48
39:BS:90:GLY:O	39:BS:92:TYR:N	2.47	0.48
40:BT:51:ARG:HB3	40:BT:62:THR:CG2	2.43	0.48
42:BV:22:VAL:CG1	42:BV:23:GLU:N	2.74	0.48
42:BV:99:ILE:HD13	42:BV:99:ILE:N	2.29	0.48
44:BX:40:LYS:HE3	44:BX:51:VAL:O	2.13	0.48
1:CA:145:G:H2'	1:CA:146:G:C8	2.48	0.48
1:CA:272:C:H2'	1:CA:273:A:H8	1.78	0.48
1:CA:676:A:H1'	13:CK:115:PRO:HB3	1.95	0.48
1:CA:1319:A:H5''	1:CA:1319:A:H8	1.79	0.48
1:CA:1521:G:H2'	1:CA:1522:U:C6	2.49	0.48
5:CC:22:TRP:HZ3	5:CC:24:ALA:HB2	1.79	0.48
6:CD:8:VAL:HB	6:CD:21:LEU:HD22	1.95	0.48
9:CG:126:ASP:HB3	9:CG:131:LYS:O	2.14	0.48
11:CI:26:VAL:HG13	11:CI:61:ALA:HB3	1.96	0.48
20:CR:63:GLN:O	20:CR:66:LEU:HB3	2.13	0.48
32:DI:67:ARG:O	32:DI:71:ILE:HG22	2.12	0.48
36:DP:62:LEU:HD12	25:DA:2393:A:H5'	1.95	0.48
36:DP:146:VAL:HG22	36:DP:147:LEU:N	2.23	0.48
37:DQ:59:ARG:HA	46:DZ:179:ASP:OD2	2.13	0.48
49:D2:47:ASN:HD22	25:DA:94:G:H21	1.60	0.48
25:DA:114:U:H2'	25:DA:115:C:C6	2.47	0.48
25:DA:680:G:C6	25:DA:681:G:C6	3.01	0.48
25:DA:1587:A:H2'	25:DA:1588:C:C6	2.48	0.48
1:AA:1089:G:C6	1:AA:1090:U:C4	3.02	0.48
20:AR:54:ARG:HD2	20:AR:54:ARG:H	1.76	0.48
25:BA:185:U:H4'	25:BA:218:A:H4'	1.96	0.48
25:BA:870:A:H5'	37:BQ:7:MET:O	2.13	0.48
25:BA:1276:A:O2'	38:BR:16:HIS:HE1	1.96	0.48
25:BA:1322:A:C5	25:BA:1323:U:C5	3.02	0.48
25:BA:1429:G:H2'	25:BA:1430:C:C6	2.48	0.48
25:BA:2406:U:H4'	25:BA:2407:G:H5''	1.96	0.48
27:BD:9:TYR:CD2	27:BD:10:THR:HG22	2.47	0.48
29:BF:34:TRP:HB2	36:BP:10:PRO:O	2.13	0.48
34:BN:88:LYS:CB	34:BN:92:GLN:HB2	2.44	0.48
34:BN:160:LYS:CD	34:BN:161:LEU:H	2.27	0.48

*Continued on next page...*

*Continued from previous page...*

Atom-1	Atom-2	Interatomic distance (Å)	Clash overlap (Å)
35:BO:61:VAL:N	35:BO:87:ILE:HD11	2.29	0.48
37:BQ:141:GLN:HE21	46:BZ:72:ARG:HG2	1.77	0.48
39:BS:94:TYR:CE1	39:BS:99:LYS:HG3	2.49	0.48
40:BT:98:LYS:HB3	40:BT:100:TYR:CE1	2.48	0.48
45:BY:96:ILE:HG23	45:BY:101:LYS:O	2.14	0.48
1:CA:262:A:H5'	22:CT:74:LYS:HG3	1.95	0.48
1:CA:529:G:H22	14:CL:50:ALA:HB2	1.78	0.48
4:CB:74:LYS:O	4:CB:78:GLN:HG3	2.13	0.48
7:CE:45:PHE:CE2	7:CE:47:LYS:HD2	2.48	0.48
12:CJ:8:LEU:HD21	12:CJ:23:ILE:HD12	1.95	0.48
22:CT:48:LYS:HD3	22:CT:51:GLU:CD	2.34	0.48
24:CX:311:ARG:HG2	24:CX:313:THR:HG23	1.96	0.48
27:DD:242:ARG:HE	25:DA:1826:G:C4'	2.09	0.48
28:DE:51:PHE:HD1	28:DE:52:LEU:HG	1.79	0.48
30:DG:121:ASN:HD22	30:DG:122:PRO:HD2	1.78	0.48
31:DH:86:GLU:HB3	31:DH:132:ARG:NH1	2.28	0.48
31:DH:158:HIS:CD2	31:DH:160:LYS:HE2	2.47	0.48
36:DP:13:ASN:HD22	36:DP:13:ASN:N	2.10	0.48
36:DP:95:VAL:CG2	36:DP:125:VAL:HA	2.39	0.48
38:DR:12:ARG:HH22	38:DR:40:LYS:NZ	2.11	0.48
40:DT:54:ARG:HB2	25:DA:2846:G:OP2	2.13	0.48
41:DU:55:ARG:HG2	41:DU:58:ARG:NH1	2.28	0.48
43:DW:19:LEU:HB3	52:D5:25:LEU:HD12	1.95	0.48
25:DA:274:G:H5''	25:DA:274:G:H8	1.78	0.48
25:DA:848:G:O6	25:DA:929:G:H2'	2.14	0.48
25:DA:930:U:H4'	25:DA:931:G:O5'	2.14	0.48
25:DA:1301:A:C8	25:DA:1303:G:C8	3.02	0.48
25:DA:1486:A:N6	25:DA:1504:C:H42	2.12	0.48
25:DA:1543:A:H5'	25:DA:1544:C:OP2	2.13	0.48
25:DA:1772:G:N2	25:DA:1774:C:H5'	2.29	0.48
25:DA:2406:U:H4'	25:DA:2407:G:H5''	1.96	0.48
25:DA:2436:G:H2'	25:DA:2437:U:C6	2.46	0.48
26:DB:42:C:H2'	26:DB:43:C:C6	2.49	0.48
1:AA:12:U:H2'	1:AA:13:U:H5''	1.96	0.48
1:AA:1244:C:H2'	1:AA:1245:A:C8	2.49	0.48
2:AZ:36:U:H2'	2:AZ:37:A:O4'	2.12	0.48
5:AC:19:GLU:HA	5:AC:54:ARG:NE	2.29	0.48
6:AD:64:LEU:O	6:AD:67:ILE:HB	2.13	0.48
7:AE:45:PHE:CE2	7:AE:47:LYS:HD2	2.49	0.48
8:AF:44:GLY:HA2	8:AF:59:TYR:CZ	2.49	0.48
8:AF:79:LEU:HB2	8:AF:88:VAL:HG11	1.94	0.48

*Continued on next page...*

*Continued from previous page...*

Atom-1	Atom-2	Interatomic distance (Å)	Clash overlap (Å)
12:AJ:55:LYS:O	12:AJ:56:HIS:CG	2.67	0.48
18:AP:20:VAL:HG23	18:AP:35:LYS:HA	1.96	0.48
22:AT:64:ASP:O	22:AT:67:ALA:HB3	2.14	0.48
24:AX:61:ALA:CB	24:AX:74:ALA:HB2	2.43	0.48
24:AX:81:LEU:O	24:AX:85:LYS:HG2	2.14	0.48
24:AX:123:PHE:CE1	24:AX:180:VAL:HB	2.49	0.48
25:BA:848:G:O6	25:BA:929:G:H2'	2.14	0.48
25:BA:951:C:H2'	25:BA:952:G:H8	1.78	0.48
25:BA:1061:U:H4'	25:BA:1070:A:H4'	1.96	0.48
25:BA:1190:G:H5'	25:BA:1190:G:C8	2.49	0.48
25:BA:1332:G:H5'	25:BA:1333:C:H5	1.79	0.48
25:BA:2193:G:H2'	25:BA:2194:G:C8	2.49	0.48
27:BD:108:PRO:HB3	27:BD:143:HIS:CE1	2.49	0.48
30:BG:72:ARG:HD3	30:BG:86:MET:O	2.13	0.48
31:BH:158:HIS:CD2	31:BH:160:LYS:HE2	2.49	0.48
36:BP:59:LEU:HG	36:BP:59:LEU:O	2.14	0.48
38:BR:53:HIS:O	38:BR:56:LYS:HB3	2.13	0.48
47:B0:48:GLY:HA3	47:B0:80:HIS:ND1	2.29	0.48
1:CA:1149:C:H2'	1:CA:1150:U:C6	2.49	0.48
1:CA:1293:G:HO2'	1:CA:1294:G:H8	1.59	0.48
2:CZ:36:U:H2'	2:CZ:37:A:O4'	2.13	0.48
4:CB:24:TRP:CD1	4:CB:40:HIS:HE1	2.31	0.48
17:CO:48:LYS:HE2	17:CO:48:LYS:HA	1.96	0.48
27:DD:246:PRO:HD2	27:DD:255:LYS:HD3	1.95	0.48
30:DG:83:ARG:CG	30:DG:84:LYS:H	2.14	0.48
32:DI:12:LEU:H	32:DI:12:LEU:HD22	1.78	0.48
32:DI:87:LYS:HA	32:DI:122:GLU:HA	1.96	0.48
35:DO:79:PHE:CD2	40:DT:72:VAL:HG22	2.48	0.48
47:D0:48:GLY:HA3	47:D0:80:HIS:ND1	2.29	0.48
25:DA:177:G:H3'	25:DA:178:G:H8	1.79	0.48
25:DA:1642:G:O5'	25:DA:1642:G:H8	1.96	0.48
25:DA:2282:G:C2	25:DA:2425:A:C5	3.02	0.48
25:DA:2462:U:H2'	25:DA:2463:C:O4'	2.14	0.48
1:AA:674:G:H2'	1:AA:675:A:H8	1.78	0.48
4:AB:116:GLU:HA	4:AB:119:GLU:OE1	2.14	0.48
6:AD:121:VAL:O	6:AD:134:ASP:HA	2.13	0.48
21:AS:16:LEU:O	21:AS:19:VAL:HG12	2.14	0.48
25:BA:1301:A:C8	25:BA:1303:G:C8	3.02	0.48
25:BA:1826:G:C4'	27:BD:242:ARG:HE	2.11	0.48
25:BA:1997:G:C2	25:BA:1998:G:C5	3.02	0.48
25:BA:2069:G:N2	25:BA:2443:C:C2	2.82	0.48

*Continued on next page...*

*Continued from previous page...*

Atom-1	Atom-2	Interatomic distance (Å)	Clash overlap (Å)
25:BA:2275:C:H5'	25:BA:2275:C:C6	2.47	0.48
25:BA:2543:G:H2'	25:BA:2544:G:C8	2.48	0.48
25:BA:2623:G:H2'	25:BA:2624:G:H8	1.79	0.48
25:BA:2645:G:H3'	25:BA:2646:C:C5'	2.43	0.48
25:BA:2791:C:H4'	25:BA:2792:G:O5'	2.13	0.48
26:BB:42:C:H2'	26:BB:43:C:C6	2.49	0.48
27:BD:85:ASP:HB2	27:BD:92:ILE:HG23	1.96	0.48
35:BO:35:VAL:HG11	35:BO:103:ALA:HB3	1.95	0.48
42:BV:15:GLU:HB2	42:BV:18:LEU:HG	1.94	0.48
43:BW:15:ARG:O	43:BW:19:LEU:HD13	2.14	0.48
49:B2:6:VAL:O	49:B2:9:GLN:HB2	2.14	0.48
1:CA:12:U:H2'	1:CA:13:U:H5''	1.96	0.48
1:CA:1409:C:H2'	1:CA:1410:G:C8	2.48	0.48
1:CA:1443:G:O2'	1:CA:1446:A:H5''	2.13	0.48
9:CG:137:LYS:O	9:CG:141:VAL:HG23	2.14	0.48
10:CH:73:ASP:CG	10:CH:75:ARG:HD3	2.34	0.48
14:CL:44:PRO:HG2	14:CL:50:ALA:N	2.28	0.48
22:CT:50:GLU:HG3	22:CT:51:GLU:N	2.28	0.48
22:CT:64:ASP:O	22:CT:67:ALA:HB3	2.14	0.48
27:DD:202:LYS:HG3	27:DD:203:ASN:OD1	2.14	0.48
28:DE:169:ASN:CG	28:DE:201:THR:HG21	2.34	0.48
30:DG:39:ILE:HG22	30:DG:40:ASN:N	2.28	0.48
31:DH:103:LEU:HD22	31:DH:123:PHE:CE1	2.49	0.48
34:DN:77:VAL:HB	34:DN:145:VAL:HG22	1.96	0.48
39:DS:90:GLY:O	39:DS:92:TYR:N	2.47	0.48
40:DT:57:PHE:CG	40:DT:58:ASN:N	2.81	0.48
43:DW:19:LEU:O	43:DW:23:LEU:HD13	2.14	0.48
46:DZ:20:ARG:NH2	26:DB:93:C:H5''	2.28	0.48
47:D0:31:VAL:HB	47:D0:35:ASN:ND2	2.29	0.48
25:DA:150:C:H2'	25:DA:151:C:C6	2.49	0.48
25:DA:1997:G:C2	25:DA:1998:G:C5	3.02	0.48
25:DA:2026:C:C4	25:DA:2027:G:N7	2.82	0.48
25:DA:2395:C:H2'	25:DA:2396:G:O4'	2.14	0.48
25:DA:2733:A:H2'	25:DA:2734:A:O4'	2.14	0.48
1:AA:139:G:H2'	1:AA:140:A:H8	1.79	0.47
1:AA:841:U:O2'	1:AA:842:C:H5''	2.13	0.47
1:AA:1355:G:C6	1:AA:1368:G:C6	3.02	0.47
1:AA:1493:A:H5''	3:AV:19:U:O2'	2.13	0.47
2:AY:7:G:H3'	2:AY:8:U:H5'	1.96	0.47
5:AC:179:ARG:HD2	5:AC:207:VAL:H	1.79	0.47
25:BA:269:U:C4	25:BA:271(A):U:C2	3.02	0.47

*Continued on next page...*

*Continued from previous page...*

Atom-1	Atom-2	Interatomic distance (Å)	Clash overlap (Å)
25:BA:389:G:C8	25:BA:2413:G:H4'	2.49	0.47
25:BA:791:C:H4'	25:BA:792:G:OP1	2.14	0.47
25:BA:839:U:H2'	25:BA:840:C:C6	2.49	0.47
25:BA:994:C:OP1	41:BU:53:ARG:NH2	2.47	0.47
25:BA:1655:A:O2'	28:BE:115:GLY:HA2	2.14	0.47
29:BF:24:LEU:H	29:BF:24:LEU:CD1	2.27	0.47
30:BG:62:LEU:HB3	30:BG:143:GLU:HG3	1.94	0.47
30:BG:133:LEU:HD11	30:BG:157:ILE:HD11	1.96	0.47
37:BQ:112:GLU:CD	37:BQ:112:GLU:H	2.18	0.47
39:BS:96:GLY:O	39:BS:99:LYS:HB3	2.14	0.47
53:B6:15:GLU:HG2	53:B6:16:CYS:H	1.78	0.47
55:B8:50:LEU:HB2	55:B8:54:GLU:CG	2.44	0.47
1:CA:939:G:H5''	9:CG:102:ARG:NH2	2.29	0.47
1:CA:1432:G:OP1	40:DT:107:ASP:HB2	2.13	0.47
11:CI:7:THR:O	11:CI:83:ARG:HD2	2.13	0.47
15:CM:106:ASN:O	15:CM:107:ALA:HB3	2.14	0.47
19:CQ:59:ILE:HD12	19:CQ:59:ILE:N	2.29	0.47
24:CX:10:GLU:O	24:CX:14:GLU:HB2	2.13	0.47
27:DD:70:TRP:O	27:DD:73:VAL:HG23	2.14	0.47
28:DE:115:GLY:HA2	25:DA:1655:A:O2'	2.14	0.47
30:DG:13:GLU:O	30:DG:14:GLU:HB2	2.14	0.47
43:DW:15:ARG:O	43:DW:19:LEU:HD13	2.13	0.47
43:DW:30:GLU:HA	43:DW:33:ARG:HD2	1.96	0.47
52:D5:2:ALA:CA	25:DA:2015:A:H1'	2.34	0.47
25:DA:323:G:HO2'	25:DA:1205:U:H3	1.62	0.47
25:DA:1863:G:H2'	25:DA:1864:U:O4'	2.13	0.47
25:DA:2336:A:H3'	25:DA:2337:G:H8	1.78	0.47
1:AA:115:G:H4'	1:AA:116:A:O5'	2.14	0.47
1:AA:435:C:H2'	1:AA:436:C:C6	2.49	0.47
1:AA:750:G:N3	17:AO:23:GLY:HA3	2.28	0.47
12:AJ:29:ARG:O	12:AJ:29:ARG:HG2	2.15	0.47
15:AM:22:ILE:HB	15:AM:25:ILE:HB	1.95	0.47
17:AO:48:LYS:HE2	17:AO:48:LYS:HA	1.95	0.47
19:AQ:74:LEU:HD12	19:AQ:75:ARG:HG2	1.96	0.47
24:AX:125:ARG:HB3	24:AX:154:GLY:HA2	1.95	0.47
24:AX:222:MET:HG2	25:BA:2555:U:H3	1.79	0.47
25:BA:114:U:H2'	25:BA:115:C:C6	2.49	0.47
25:BA:191:A:H2'	25:BA:192:C:H6	1.79	0.47
25:BA:446:G:OP1	41:BU:3:ARG:HD3	2.14	0.47
25:BA:1486:A:N6	25:BA:1504:C:H42	2.12	0.47
25:BA:2320:A:N3	25:BA:2320:A:H2'	2.30	0.47

*Continued on next page...*

*Continued from previous page...*

Atom-1	Atom-2	Interatomic distance (Å)	Clash overlap (Å)
25:BA:2846:G:OP2	40:BT:54:ARG:HB2	2.14	0.47
26:BB:49:C:OP1	39:BS:96:GLY:HA3	2.14	0.47
29:BF:139:PHE:CE2	29:BF:167:ALA:HB2	2.49	0.47
30:BG:60:LEU:O	30:BG:64:THR:HG22	2.14	0.47
34:BN:64:ASP:HA	41:BU:64:ARG:HH11	1.78	0.47
38:BR:96:ARG:HH12	38:BR:117:VAL:HA	1.78	0.47
50:B3:4:LEU:HD11	50:B3:39:ASP:OD1	2.14	0.47
1:CA:197:A:C6	1:CA:221:C:H4'	2.49	0.47
1:CA:791:G:C6	1:CA:792:A:N7	2.82	0.47
1:CA:1402:C:H2'	1:CA:1403:C:O4'	2.14	0.47
4:CB:187:LEU:HD22	4:CB:188:ALA:N	2.29	0.47
5:CC:179:ARG:HD2	5:CC:207:VAL:H	1.79	0.47
10:CH:97:VAL:HG13	10:CH:98:LYS:N	2.29	0.47
24:CX:70:LEU:HD13	24:CX:73:MET:SD	2.54	0.47
24:CX:150:THR:HG23	24:CX:153:GLY:O	2.14	0.47
29:DF:41:LEU:O	29:DF:45:ARG:HG3	2.14	0.47
29:DF:50:SER:HB3	25:DA:37:C:O2'	2.15	0.47
34:DN:36:TRP:HB2	34:DN:156:GLN:HB3	1.95	0.47
34:DN:88:LYS:CB	34:DN:92:GLN:HB2	2.44	0.47
37:DQ:112:GLU:H	37:DQ:112:GLU:CD	2.16	0.47
37:DQ:134:ARG:HG2	46:DZ:122:ARG:HH22	1.79	0.47
38:DR:96:ARG:HH12	38:DR:117:VAL:HA	1.78	0.47
42:DV:89:GLN:NE2	42:DV:90:PRO:HD2	2.29	0.47
55:D8:11:LYS:C	55:D8:11:LYS:HD3	2.35	0.47
25:DA:861:A:H2'	25:DA:862:G:O4'	2.14	0.47
25:DA:1061:U:H4'	25:DA:1070:A:C4'	2.44	0.47
25:DA:1061:U:H4'	25:DA:1070:A:H4'	1.96	0.47
25:DA:2552:U:H2'	25:DA:2554:U:OP2	2.13	0.47
25:DA:2893:G:H4'	25:DA:2894:G:C8	2.48	0.47
1:AA:44:G:H2'	1:AA:45:U:C6	2.49	0.47
1:AA:1103:C:H2'	1:AA:1104:G:H8	1.79	0.47
1:AA:1514:C:H2'	1:AA:1515:C:C6	2.49	0.47
7:AE:10:MET:HA	7:AE:32:VAL:HA	1.95	0.47
19:AQ:54:GLY:O	19:AQ:81:ARG:HB2	2.15	0.47
24:AX:96:LEU:O	24:AX:96:LEU:HD22	2.14	0.47
24:AX:298:ARG:O	24:AX:299:SER:HB3	2.14	0.47
25:BA:480:A:OP2	45:BY:46:LYS:HE2	2.14	0.47
25:BA:776:G:O6	25:BA:793:A:H2'	2.14	0.47
25:BA:1025:G:H5''	25:BA:1025:G:H8	1.79	0.47
25:BA:1655:A:H1'	28:BE:113:PHE:CE2	2.49	0.47
25:BA:1858:G:H1'	25:BA:1884:A:H62	1.79	0.47

*Continued on next page...*

*Continued from previous page...*

Atom-1	Atom-2	Interatomic distance (Å)	Clash overlap (Å)
25:BA:2115:G:O4'	25:BA:2167:U:H1'	2.14	0.47
25:BA:2263:C:H2'	25:BA:2264:C:C6	2.49	0.47
25:BA:2393:A:H5'	36:BP:62:LEU:HD12	1.96	0.47
29:BF:65:TRP:CZ3	29:BF:75:HIS:CD2	3.02	0.47
42:BV:38:LEU:C	42:BV:39:LEU:HD22	2.34	0.47
46:BZ:103:ARG:HG3	46:BZ:136:PHE:CG	2.49	0.47
55:B8:55:ALA:O	55:B8:59:LYS:HG2	2.14	0.47
1:CA:255:G:H1'	19:CQ:16:GLN:NE2	2.29	0.47
4:CB:102:LEU:HB2	4:CB:176:GLU:OE1	2.13	0.47
10:CH:81:HIS:HB2	10:CH:138:TRP:OXT	2.14	0.47
22:CT:30:LYS:O	22:CT:33:ILE:HB	2.14	0.47
22:CT:89:ARG:HH21	22:CT:104:LEU:HD22	1.79	0.47
30:DG:14:GLU:O	30:DG:17:PRO:HG2	2.14	0.47
30:DG:41:GLN:HG2	30:DG:155:MET:CB	2.43	0.47
30:DG:67:LYS:O	26:DB:42:C:H4'	2.14	0.47
39:DS:93:LYS:HE3	39:DS:93:LYS:HA	1.96	0.47
40:DT:22:PHE:N	40:DT:22:PHE:HD2	2.13	0.47
40:DT:75:ILE:HD12	40:DT:75:ILE:N	2.29	0.47
40:DT:109:GLU:HA	40:DT:112:ARG:HG3	1.95	0.47
49:D2:6:VAL:O	49:D2:9:GLN:HB2	2.15	0.47
25:DA:2115:G:O4'	25:DA:2167:U:H1'	2.14	0.47
25:DA:2213:U:O5'	25:DA:2213:U:H6	1.96	0.47
1:AA:590:C:OP1	10:AH:30:ARG:HB2	2.15	0.47
1:AA:894:G:H2'	1:AA:895:G:H8	1.79	0.47
1:AA:1188:A:H4'	16:AN:58:LYS:NZ	2.30	0.47
6:AD:93:PHE:CE1	6:AD:97:LEU:HD11	2.50	0.47
11:AI:4:TYR:CD2	11:AI:88:TYR:HB2	2.49	0.47
13:AK:19:ALA:HB3	13:AK:82:VAL:HG22	1.96	0.47
13:AK:120:ARG:HH21	13:AK:126:ARG:NH2	2.13	0.47
14:AL:82:VAL:HG21	14:AL:99:ILE:HD11	1.96	0.47
15:AM:49:THR:O	15:AM:53:VAL:HG23	2.13	0.47
16:AN:24:CYS:O	16:AN:28:GLY:HA2	2.14	0.47
21:AS:6:LYS:H	21:AS:6:LYS:CD	2.27	0.47
24:AX:128:PHE:CE1	24:AX:132:LEU:HD11	2.49	0.47
25:BA:930:U:H4'	25:BA:931:G:O5'	2.13	0.47
25:BA:1001:A:H2'	25:BA:1002:G:O4'	2.15	0.47
25:BA:1655:A:O3'	28:BE:115:GLY:HA3	2.13	0.47
25:BA:1678:G:H2'	25:BA:1679:U:C6	2.46	0.47
25:BA:1772:G:N2	25:BA:1774:C:H5'	2.30	0.47
25:BA:2346:A:H5'	25:BA:2383:G:O4'	2.14	0.47
25:BA:2416:C:H2'	25:BA:2417:C:C6	2.49	0.47

*Continued on next page...*

*Continued from previous page...*

Atom-1	Atom-2	Interatomic distance (Å)	Clash overlap (Å)
30:BG:133:LEU:HD23	30:BG:133:LEU:N	2.29	0.47
40:BT:100:TYR:HD2	40:BT:103:ARG:HE	1.62	0.47
41:BU:19:LYS:HA	41:BU:22:LYS:HG2	1.97	0.47
1:CA:438:G:H2'	1:CA:494:U:O4	2.14	0.47
1:CA:522:C:H5''	14:CL:119:TYR:OH	2.15	0.47
1:CA:572:A:N3	1:CA:917:G:H1'	2.30	0.47
1:CA:841:U:HO2'	1:CA:842:C:H6	1.60	0.47
1:CA:865:A:H5'	1:CA:1078:U:O4	2.15	0.47
1:CA:1070:U:H2'	1:CA:1071:C:H6	1.78	0.47
2:CY:53:G:O2'	2:CY:54:U:H5'	2.15	0.47
6:CD:64:LEU:O	6:CD:67:ILE:HB	2.15	0.47
7:CE:101:ILE:HD11	7:CE:119:LEU:CD2	2.45	0.47
8:CF:44:GLY:HA2	8:CF:59:TYR:CZ	2.49	0.47
11:CI:92:TYR:O	11:CI:96:LEU:HB2	2.15	0.47
19:CQ:92:ARG:O	19:CQ:95:TYR:HB2	2.15	0.47
21:CS:16:LEU:O	21:CS:19:VAL:HG12	2.14	0.47
24:CX:81:LEU:O	24:CX:85:LYS:HG2	2.14	0.47
24:CX:125:ARG:O	24:CX:128:PHE:HB3	2.15	0.47
24:CX:298:ARG:O	24:CX:299:SER:HB3	2.14	0.47
27:DD:16:MET:HE1	27:DD:208:LYS:HE2	1.96	0.47
27:DD:108:PRO:HB3	27:DD:143:HIS:CE1	2.50	0.47
34:DN:36:TRP:CD1	34:DN:156:GLN:HG3	2.49	0.47
34:DN:160:LYS:CD	34:DN:161:LEU:H	2.26	0.47
38:DR:4:LEU:HD22	25:DA:1653:G:OP1	2.13	0.47
44:DX:31:HIS:CG	44:DX:32:PRO:HD2	2.49	0.47
46:DZ:58:VAL:HA	46:DZ:67:LEU:O	2.13	0.47
25:DA:185:U:H4'	25:DA:218:A:H4'	1.96	0.47
25:DA:233:A:H2'	25:DA:234:C:H6	1.80	0.47
25:DA:1264:G:O5'	25:DA:1264:G:H8	1.97	0.47
25:DA:1497:U:N3	25:DA:1578:U:OP1	2.48	0.47
25:DA:2260:C:O5'	25:DA:2260:C:H6	1.97	0.47
25:DA:2263:C:H2'	25:DA:2264:C:H6	1.80	0.47
25:DA:2476:A:C6	25:DA:2477:C:H5	2.32	0.47
1:AA:833:U:H2'	1:AA:834:C:H6	1.78	0.47
5:AC:22:TRP:HZ3	5:AC:24:ALA:HB2	1.80	0.47
10:AH:81:HIS:HB2	10:AH:138:TRP:OXT	2.14	0.47
11:AI:114:TYR:CD1	12:AJ:60:ARG:HG2	2.49	0.47
21:AS:10:PHE:HD1	21:AS:10:PHE:H	1.60	0.47
24:AX:289:ARG:NH1	25:BA:1915:U:H4'	2.28	0.47
25:BA:177:G:H3'	25:BA:178:G:H8	1.79	0.47
25:BA:391:G:C5	25:BA:411:G:C2	3.02	0.47

*Continued on next page...*



*Continued from previous page...*

Atom-1	Atom-2	Interatomic distance (Å)	Clash overlap (Å)
25:BA:410:G:C2	25:BA:418:G:C2	3.02	0.47
25:BA:1353:A:H2'	25:BA:1354:A:C8	2.50	0.47
25:BA:1762:A:H8	25:BA:1762:A:O5'	1.97	0.47
25:BA:1787:A:H2'	25:BA:1787:A:N3	2.30	0.47
25:BA:2462:U:H2'	25:BA:2463:C:O4'	2.14	0.47
27:BD:183:ARG:HB3	27:BD:270:ILE:HG22	1.97	0.47
29:BF:160:ASN:OD1	29:BF:162:LEU:HB2	2.14	0.47
31:BH:83:TYR:CZ	31:BH:138:LYS:HG3	2.50	0.47
31:BH:86:GLU:HB3	31:BH:132:ARG:NH1	2.28	0.47
34:BN:77:VAL:HB	34:BN:145:VAL:HG22	1.96	0.47
35:BO:112:MET:HA	35:BO:115:VAL:HG22	1.97	0.47
37:BQ:134:ARG:HG2	46:BZ:122:ARG:HH22	1.79	0.47
40:BT:109:GLU:HA	40:BT:112:ARG:HG3	1.96	0.47
41:BU:92:ARG:HG2	42:BV:11:GLN:CG	2.44	0.47
42:BV:88:ARG:HD2	42:BV:88:ARG:O	2.14	0.47
45:BY:71:LYS:HB2	45:BY:71:LYS:HZ2	1.78	0.47
47:B0:31:VAL:HB	47:B0:35:ASN:ND2	2.30	0.47
1:CA:164:U:H2'	1:CA:165:C:C6	2.49	0.47
1:CA:673:G:H2'	1:CA:674:G:C8	2.49	0.47
1:CA:714:G:H21	1:CA:777:A:H1'	1.80	0.47
1:CA:980:C:H5'	1:CA:981:U:H5	1.77	0.47
1:CA:1040:U:H2'	1:CA:1041:A:C8	2.50	0.47
4:CB:116:GLU:HA	4:CB:119:GLU:OE1	2.14	0.47
6:CD:22:LYS:HB2	6:CD:26:CYS:SG	2.55	0.47
7:CE:83:GLU:HG2	7:CE:88:LYS:HG3	1.95	0.47
8:CF:10:LEU:HD13	8:CF:61:LEU:HD13	1.95	0.47
8:CF:18:GLN:O	8:CF:22:GLU:HG2	2.15	0.47
9:CG:85:TYR:HB3	9:CG:151:TYR:HD2	1.78	0.47
21:CS:6:LYS:H	21:CS:6:LYS:CD	2.28	0.47
27:DD:202:LYS:HB3	25:DA:1820:U:C2	2.50	0.47
29:DF:64:ILE:HG13	29:DF:65:TRP:CD1	2.50	0.47
33:DJ:17:LEU:HD22	33:DJ:21:GLN:HE21	1.77	0.47
42:DV:88:ARG:O	42:DV:88:ARG:HD2	2.15	0.47
44:DX:28:PHE:CE2	44:DX:92:LEU:HD11	2.46	0.47
44:DX:49:VAL:HG21	44:DX:89:ILE:HD11	1.96	0.47
45:DY:37:VAL:HG21	45:DY:72:VAL:HG21	1.96	0.47
48:D1:83:GLU:HG2	48:D1:84:GLY:H	1.78	0.47
25:DA:71:A:H4'	25:DA:72:U:H5''	1.96	0.47
25:DA:728:G:C2	25:DA:730:C:C2	3.02	0.47
25:DA:1294:U:H2'	25:DA:1295:C:C6	2.49	0.47
25:DA:1936:A:C8	25:DA:1945:G:C8	3.01	0.47

*Continued on next page...*

*Continued from previous page...*

Atom-1	Atom-2	Interatomic distance (Å)	Clash overlap (Å)
1:AA:131:C:H2'	1:AA:132:C:C6	2.49	0.47
19:AQ:59:ILE:N	19:AQ:59:ILE:HD12	2.28	0.47
22:AT:48:LYS:HD3	22:AT:51:GLU:CD	2.34	0.47
24:AX:218:ARG:HB2	24:AX:244:LEU:HD21	1.95	0.47
24:AX:295:THR:HG22	24:AX:295:THR:O	2.15	0.47
25:BA:1462:C:H4'	25:BA:2703:C:H5'	1.95	0.47
25:BA:1478:G:HO2'	25:BA:1558:A:H2	1.61	0.47
25:BA:2476:A:C6	25:BA:2477:C:H5	2.33	0.47
25:BA:2688:U:C5	25:BA:2720:U:OP2	2.67	0.47
27:BD:202:LYS:HG3	27:BD:203:ASN:OD1	2.14	0.47
28:BE:51:PHE:HD1	28:BE:52:LEU:HG	1.78	0.47
38:BR:11:ASN:O	38:BR:12:ARG:HB2	2.15	0.47
38:BR:13:HIS:O	38:BR:14:SER:C	2.53	0.47
47:B0:27:GLU:HA	47:B0:67:VAL:O	2.15	0.47
1:CA:139:G:H2'	1:CA:140:A:H8	1.79	0.47
1:CA:939:G:H5''	9:CG:102:ARG:CZ	2.44	0.47
1:CA:980:C:H3'	1:CA:981:U:H6	1.80	0.47
2:CZ:68:C:H2'	2:CZ:69:C:C6	2.49	0.47
5:CC:71:ALA:HA	5:CC:106:VAL:HB	1.97	0.47
8:CF:79:LEU:HB2	8:CF:88:VAL:HG11	1.95	0.47
9:CG:79:ARG:HE	9:CG:84:ASN:ND2	2.13	0.47
13:CK:81:ASP:CG	13:CK:106:LYS:HD3	2.35	0.47
24:CX:246:THR:OG1	24:CX:248:ILE:HG22	2.15	0.47
24:CX:303:ARG:HD2	24:CX:305:TYR:OH	2.14	0.47
29:DF:135:LYS:HA	25:DA:321:G:OP2	2.15	0.47
29:DF:139:PHE:CE2	29:DF:167:ALA:HB2	2.50	0.47
34:DN:58:ARG:HB2	34:DN:65:TRP:CZ3	2.49	0.47
34:DN:99:SER:HB3	25:DA:2641:G:H5''	1.97	0.47
37:DQ:35:VAL:HA	37:DQ:101:ARG:O	2.13	0.47
40:DT:51:ARG:HB3	40:DT:62:THR:CG2	2.44	0.47
44:DX:66:LEU:HD23	44:DX:67:GLY:N	2.30	0.47
47:D0:53:MET:HE3	47:D0:57:PHE:HA	1.96	0.47
49:D2:18:PRO:HB3	49:D2:68:ARG:HD2	1.96	0.47
25:DA:269:U:C4	25:DA:271(A):U:C2	3.03	0.47
25:DA:569:U:H2'	25:DA:570:G:O4'	2.15	0.47
25:DA:1812:A:H2'	25:DA:1813:G:H8	1.79	0.47
25:DA:2069:G:N2	25:DA:2443:C:C2	2.82	0.47
25:DA:2686:G:H2'	25:DA:2687:U:C6	2.49	0.47
1:AA:49:U:H3	1:AA:362:G:H1'	1.80	0.47
1:AA:254:G:H2'	1:AA:255:G:H8	1.80	0.47
1:AA:255:G:H1'	19:AQ:16:GLN:NE2	2.30	0.47

*Continued on next page...*

*Continued from previous page...*

Atom-1	Atom-2	Interatomic distance (Å)	Clash overlap (Å)
1:AA:522:C:N4	14:AL:52:ARG:HH22	2.02	0.47
1:AA:584:G:H2'	1:AA:585:G:H8	1.79	0.47
1:AA:675:A:H2'	1:AA:676:A:H8	1.80	0.47
1:AA:1040:U:H2'	1:AA:1041:A:C8	2.49	0.47
1:AA:1064:G:N2	1:AA:1190:G:H2'	2.29	0.47
2:AZ:28:C:H2'	2:AZ:29:G:C8	2.50	0.47
6:AD:9:CYS:HB3	6:AD:32:ALA:CB	2.44	0.47
9:AG:137:LYS:O	9:AG:141:VAL:HG23	2.14	0.47
13:AK:23:ALA:HB3	13:AK:86:GLY:O	2.15	0.47
25:BA:270(L):C:H2'	25:BA:270(N):U:C5	2.49	0.47
25:BA:312:G:C6	25:BA:313:C:C4	3.03	0.47
25:BA:330:A:O2'	25:BA:331:A:C8	2.67	0.47
25:BA:652:U:H5'	25:BA:652:U:C6	2.50	0.47
25:BA:1509:A:H4'	25:BA:1510:A:C8	2.49	0.47
25:BA:1843:C:H2'	25:BA:1844:C:C6	2.50	0.47
25:BA:2065:C:H1'	25:BA:2449:U:O2	2.15	0.47
25:BA:2069:G:C6	25:BA:2070:G:N7	2.82	0.47
25:BA:2087:G:H2'	25:BA:2088:G:C8	2.49	0.47
25:BA:2104:G:H2'	25:BA:2105:C:C6	2.49	0.47
25:BA:2228:G:H2'	25:BA:2229:C:O4'	2.15	0.47
25:BA:2282:G:C2	25:BA:2425:A:C5	3.03	0.47
25:BA:2456:C:O5'	25:BA:2456:C:H6	1.98	0.47
26:BB:42:C:H4'	30:BG:67:LYS:O	2.14	0.47
27:BD:35:LYS:O	27:BD:63:ARG:HA	2.14	0.47
28:BE:69:LYS:O	28:BE:69:LYS:HD3	2.15	0.47
29:BF:197:ASP:O	29:BF:200:GLU:HB3	2.15	0.47
31:BH:101:ARG:HE	31:BH:101:ARG:N	2.08	0.47
32:BI:29:TYR:O	32:BI:33:ARG:HG3	2.14	0.47
34:BN:32:VAL:HG21	34:BN:62:ARG:HH12	1.78	0.47
34:BN:36:TRP:CD1	34:BN:156:GLN:HG3	2.50	0.47
36:BP:13:ASN:HD22	36:BP:13:ASN:N	2.12	0.47
42:BV:89:GLN:NE2	42:BV:90:PRO:HD2	2.30	0.47
43:BW:6:ILE:HG12	43:BW:104:THR:HG23	1.96	0.47
1:CA:49:U:H3	1:CA:362:G:H1'	1.79	0.47
1:CA:115:G:H4'	1:CA:116:A:O5'	2.14	0.47
1:CA:235:C:H1'	19:CQ:61:GLU:OE1	2.15	0.47
1:CA:262:A:H2'	1:CA:263:A:C8	2.50	0.47
1:CA:295:C:H2'	1:CA:296:U:C6	2.50	0.47
1:CA:394:G:H2'	1:CA:395:C:C6	2.49	0.47
1:CA:785:G:C2	1:CA:786:G:C8	3.02	0.47
1:CA:799:G:C2	1:CA:800:G:H1'	2.50	0.47

*Continued on next page...*

*Continued from previous page...*

Atom-1	Atom-2	Interatomic distance (Å)	Clash overlap (Å)
1:CA:981:U:OP1	16:CN:6:LEU:HD21	2.14	0.47
1:CA:1079:G:O3'	7:CE:14:ARG:NH2	2.46	0.47
1:CA:1220:G:H2'	1:CA:1221:G:C8	2.50	0.47
1:CA:1443:G:N2	40:DT:119:LYS:HA	2.30	0.47
1:CA:1503:A:N6	3:CV:13:A:C8	2.83	0.47
2:CY:68:C:H2'	2:CY:69:C:C6	2.50	0.47
4:CB:22:LYS:H	4:CB:22:LYS:HZ3	1.61	0.47
4:CB:183:PRO:HA	4:CB:198:ASP:OD1	2.15	0.47
5:CC:22:TRP:CZ3	5:CC:24:ALA:HB2	2.48	0.47
5:CC:59:ARG:NH2	5:CC:97:LYS:HE2	2.29	0.47
7:CE:18:ARG:HH21	7:CE:25:ARG:HB2	1.79	0.47
7:CE:65:ASN:O	7:CE:66:MET:HB2	2.14	0.47
7:CE:70:PRO:CB	7:CE:144:THR:HG22	2.43	0.47
8:CF:5:GLU:HB3	8:CF:62:TRP:HE1	1.80	0.47
12:CJ:29:ARG:O	12:CJ:29:ARG:HG2	2.15	0.47
13:CK:22:HIS:HB3	13:CK:29:ILE:CG1	2.33	0.47
13:CK:105:VAL:HG23	13:CK:105:VAL:O	2.14	0.47
14:CL:24:PRO:HD2	14:CL:97:TYR:OH	2.14	0.47
14:CL:74:HIS:HD2	14:CL:76:LEU:HB2	1.79	0.47
15:CM:87:TYR:CE1	21:CS:76:PRO:HA	2.49	0.47
17:CO:65:ARG:O	17:CO:68:ARG:HB2	2.15	0.47
24:CX:61:ALA:CB	24:CX:74:ALA:HB2	2.43	0.47
24:CX:106:ASP:O	24:CX:204:LYS:HG2	2.15	0.47
24:CX:218:ARG:HB2	24:CX:244:LEU:HD21	1.96	0.47
24:CX:295:THR:O	24:CX:295:THR:HG22	2.14	0.47
27:DD:67:PHE:CE1	27:DD:157:ARG:NH1	2.80	0.47
27:DD:85:ASP:C	27:DD:87:ASN:H	2.18	0.47
28:DE:33:VAL:HG12	28:DE:89:ASP:O	2.15	0.47
28:DE:118:LYS:HZ3	38:DR:2:ARG:NH2	2.13	0.47
29:DF:65:TRP:CZ3	29:DF:75:HIS:CD2	3.03	0.47
30:DG:133:LEU:HD23	30:DG:133:LEU:N	2.29	0.47
31:DH:83:TYR:CZ	31:DH:138:LYS:HG3	2.50	0.47
32:DI:102:SER:O	32:DI:106:GLY:HA2	2.15	0.47
32:DI:109:ILE:HD13	32:DI:109:ILE:N	2.30	0.47
35:DO:87:ILE:HG22	35:DO:92:GLU:N	2.30	0.47
36:DP:7:ARG:O	36:DP:10:PRO:HD3	2.15	0.47
36:DP:35:HIS:CD2	25:DA:1191:G:OP1	2.68	0.47
36:DP:52:GLU:CG	36:DP:53:GLY:H	2.25	0.47
38:DR:13:HIS:O	38:DR:14:SER:C	2.53	0.47
38:DR:34:ILE:O	38:DR:113:LEU:HD12	2.15	0.47
39:DS:94:TYR:CE1	39:DS:99:LYS:HG3	2.49	0.47

*Continued on next page...*

*Continued from previous page...*

Atom-1	Atom-2	Interatomic distance (Å)	Clash overlap (Å)
40:DT:68:TYR:CD2	40:DT:68:TYR:N	2.83	0.47
42:DV:99:ILE:HD13	42:DV:99:ILE:N	2.29	0.47
44:DX:53:LYS:CE	44:DX:55:ASN:HD21	2.28	0.47
45:DY:35:TYR:CE2	45:DY:69:ALA:HB3	2.50	0.47
46:DZ:7:ALA:O	46:DZ:62:PRO:HD3	2.15	0.47
50:D3:8:LEU:HB2	50:D3:28:LEU:HD23	1.96	0.47
55:D8:50:LEU:HB2	55:D8:54:GLU:CG	2.45	0.47
25:DA:149:A:H2'	25:DA:150:C:C6	2.49	0.47
25:DA:191:A:H2'	25:DA:192:C:H6	1.79	0.47
25:DA:380:U:H2'	25:DA:381:G:C8	2.50	0.47
25:DA:566:U:H2'	25:DA:567:A:O4'	2.15	0.47
25:DA:570:G:H2'	25:DA:2030:A:H62	1.80	0.47
25:DA:674:G:H2'	25:DA:804:A:H61	1.80	0.47
25:DA:678:C:H2'	25:DA:679:C:C6	2.49	0.47
25:DA:776:G:O6	25:DA:793:A:H2'	2.15	0.47
25:DA:907:U:H2'	25:DA:908:C:C6	2.49	0.47
25:DA:1331:A:HO2'	25:DA:1332:G:H8	1.62	0.47
25:DA:1509:A:H4'	25:DA:1510:A:C8	2.49	0.47
25:DA:1727:U:H2'	25:DA:1728:G:O4'	2.14	0.47
25:DA:2193:G:H2'	25:DA:2194:G:C8	2.48	0.47
25:DA:2592:G:C6	25:DA:2593:U:C2	3.03	0.47
25:DA:2791:C:H4'	25:DA:2792:G:O5'	2.14	0.47
25:DA:2886:G:H2'	25:DA:2887:U:H6	1.77	0.47
1:AA:711:G:O2'	1:AA:712:A:H5'	2.15	0.47
1:AA:939:G:H5''	9:AG:102:ARG:NH2	2.29	0.47
7:AE:135:THR:O	7:AE:139:LEU:HG	2.14	0.47
8:AF:9:VAL:HA	8:AF:59:TYR:O	2.15	0.47
8:AF:98:LEU:HD12	8:AF:98:LEU:O	2.15	0.47
9:AG:107:ALA:HB2	9:AG:134:ALA:HB2	1.97	0.47
13:AK:81:ASP:CG	13:AK:106:LYS:HD3	2.36	0.47
15:AM:87:TYR:CE1	21:AS:76:PRO:HA	2.49	0.47
21:AS:41:VAL:HG13	21:AS:42:PRO:HD2	1.96	0.47
22:AT:24:LEU:H	22:AT:24:LEU:HD22	1.80	0.47
25:BA:298:G:H5''	25:BA:299:A:OP1	2.15	0.47
25:BA:481:G:H1'	25:BA:506:G:N2	2.29	0.47
25:BA:581:C:H2'	25:BA:582:G:H8	1.77	0.47
25:BA:587:C:C5	36:BP:33:ARG:HG2	2.50	0.47
25:BA:1406:U:H2'	25:BA:1407:C:C6	2.50	0.47
25:BA:1516:U:H2'	25:BA:1517:G:C8	2.50	0.47
25:BA:1755:A:C2	25:BA:2716:U:H1'	2.50	0.47
25:BA:2335:A:H2'	39:BS:13:ARG:HH12	1.80	0.47

*Continued on next page...*

*Continued from previous page...*

Atom-1	Atom-2	Interatomic distance (Å)	Clash overlap (Å)
25:BA:2406:U:C5	36:BP:72:PRO:HG2	2.50	0.47
25:BA:2408:U:H2'	25:BA:2409:G:C8	2.50	0.47
26:BB:24:G:H4'	26:BB:25:A:N7	2.29	0.47
26:BB:82:G:H2'	26:BB:83:G:H8	1.80	0.47
27:BD:70:TRP:O	27:BD:73:VAL:HG23	2.14	0.47
31:BH:103:LEU:HD22	31:BH:123:PHE:CE1	2.50	0.47
32:BI:87:LYS:HA	32:BI:122:GLU:HA	1.96	0.47
41:BU:90:VAL:HG13	41:BU:91:ASP:N	2.26	0.47
43:BW:84:ARG:O	43:BW:95:ILE:HA	2.14	0.47
46:BZ:28:MET:HE3	46:BZ:37:VAL:HG11	1.97	0.47
47:B0:32:ARG:HB3	47:B0:33:ALA:H	1.53	0.47
1:CA:296:U:H2'	1:CA:297:G:H8	1.79	0.47
1:CA:590:C:OP1	10:CH:30:ARG:HB2	2.14	0.47
1:CA:939:G:H1	1:CA:1344:C:H42	1.63	0.47
1:CA:1103:C:H2'	1:CA:1104:G:H8	1.79	0.47
1:CA:1208:C:H2'	1:CA:1209:C:C6	2.49	0.47
2:CY:17(A):U:H4'	2:CY:18:G:OP1	2.15	0.47
4:CB:97:TRP:HH2	4:CB:176:GLU:CD	2.18	0.47
7:CE:10:MET:HA	7:CE:32:VAL:HA	1.96	0.47
11:CI:114:TYR:CD1	12:CJ:60:ARG:HG2	2.50	0.47
30:DG:132:ASN:ND2	25:DA:2303:G:H1'	2.29	0.47
38:DR:63:ARG:HG3	38:DR:80:PHE:CE2	2.50	0.47
39:DS:13:ARG:HH12	25:DA:2335:A:H2'	1.80	0.47
39:DS:14:VAL:HG11	39:DS:89:ARG:HD3	1.97	0.47
40:DT:102:ILE:HG22	40:DT:110:ILE:HD11	1.96	0.47
42:DV:38:LEU:C	42:DV:39:LEU:HD22	2.35	0.47
25:DA:765:G:H2'	25:DA:766:C:H6	1.79	0.47
25:DA:938:G:C2	25:DA:939:G:N7	2.83	0.47
25:DA:1371:G:HO2'	25:DA:1372:U:H6	1.61	0.47
25:DA:1755:A:C2	25:DA:2716:U:H1'	2.50	0.47
1:AA:187:C:H2'	1:AA:188:U:O4'	2.15	0.47
1:AA:673:G:H5''	8:AF:87:ARG:HH11	1.80	0.47
1:AA:791:G:C6	1:AA:792:A:N7	2.83	0.47
1:AA:980:C:H3'	1:AA:981:U:H6	1.78	0.47
2:AZ:68:C:H2'	2:AZ:69:C:C6	2.50	0.47
2:AY:17(A):U:H4'	2:AY:18:G:OP1	2.14	0.47
11:AI:92:TYR:O	11:AI:96:LEU:HB2	2.14	0.47
24:AX:311:ARG:HG2	24:AX:313:THR:HG23	1.95	0.47
25:BA:95:G:H1'	49:B2:47:ASN:HB3	1.96	0.47
25:BA:278:A:N6	25:BA:362:U:H3	2.13	0.47
25:BA:907:U:H2'	25:BA:908:C:H6	1.79	0.47

*Continued on next page...*

*Continued from previous page...*

Atom-1	Atom-2	Interatomic distance (Å)	Clash overlap (Å)
25:BA:1259:G:H2'	25:BA:1260:G:C8	2.50	0.47
25:BA:1331:A:O2'	25:BA:1332:G:H8	1.98	0.47
25:BA:1750:G:H2'	25:BA:1751:C:C6	2.50	0.47
25:BA:2574:G:H2'	25:BA:2575:C:H6	1.80	0.47
30:BG:13:GLU:O	30:BG:14:GLU:HB2	2.14	0.47
37:BQ:52:VAL:HG23	46:BZ:183:LEU:HD13	1.97	0.47
38:BR:34:ILE:O	38:BR:113:LEU:HD12	2.15	0.47
38:BR:63:ARG:O	38:BR:67:LEU:HD23	2.15	0.47
44:BX:28:PHE:CE2	44:BX:92:LEU:HD11	2.45	0.47
47:B0:22:GLY:O	47:B0:38:VAL:HG13	2.14	0.47
49:B2:18:PRO:HB3	49:B2:68:ARG:HD2	1.97	0.47
49:B2:52:ASP:O	49:B2:56:GLN:HB2	2.15	0.47
55:B8:54:GLU:O	55:B8:58:ILE:HG12	2.14	0.47
1:CA:191(G):G:C4	22:CT:105:SER:HB3	2.49	0.47
1:CA:894:G:H2'	1:CA:895:G:H8	1.79	0.47
1:CA:920:U:H2'	1:CA:921:U:C6	2.49	0.47
1:CA:1244:C:H2'	1:CA:1245:A:C8	2.49	0.47
1:CA:1316:G:H5''	16:CN:17:LYS:HE2	1.97	0.47
1:CA:1423:G:P	35:DO:49:ARG:HH12	2.38	0.47
17:CO:39:LEU:HD12	17:CO:56:LEU:HB2	1.97	0.47
21:CS:44:MET:O	21:CS:62:ILE:HG21	2.15	0.47
29:DF:24:LEU:H	29:DF:24:LEU:CD1	2.27	0.47
35:DO:71:ARG:HH12	40:DT:74:ARG:HH22	1.63	0.47
36:DP:132:LYS:HD3	25:DA:636:G:OP1	2.15	0.47
39:DS:96:GLY:O	39:DS:99:LYS:HB3	2.15	0.47
41:DU:19:LYS:HA	41:DU:22:LYS:HG2	1.96	0.47
42:DV:6:LYS:HA	42:DV:11:GLN:HB3	1.96	0.47
55:D8:54:GLU:O	55:D8:58:ILE:HG12	2.14	0.47
25:DA:141(A):A:H3'	25:DA:141(B):C:C6	2.49	0.47
25:DA:245:G:H2'	25:DA:246:C:H6	1.80	0.47
25:DA:2357:U:H6	25:DA:2357:U:O5'	1.97	0.47
25:DA:2815:C:H2'	25:DA:2816:C:H6	1.79	0.47
1:AA:981:U:OP1	16:AN:6:LEU:HD21	2.15	0.47
2:AZ:17:C:O5'	2:AZ:17:C:H6	1.98	0.47
4:AB:118:LEU:HD13	4:AB:142:LEU:HA	1.95	0.47
5:AC:83:ARG:O	5:AC:87:LEU:HG	2.15	0.47
5:AC:195:VAL:HG12	5:AC:196:LEU:N	2.30	0.47
6:AD:3:ARG:HD3	6:AD:5:ILE:CD1	2.45	0.47
7:AE:76:ILE:HD11	7:AE:142:LEU:HD11	1.96	0.47
13:AK:120:ARG:HH21	13:AK:126:ARG:HH21	1.62	0.47
15:AM:75:ALA:O	15:AM:79:LYS:HG3	2.15	0.47

*Continued on next page...*

*Continued from previous page...*

Atom-1	Atom-2	Interatomic distance (Å)	Clash overlap (Å)
21:AS:25:LYS:HB3	21:AS:27:GLU:OE1	2.15	0.47
24:AX:125:ARG:O	24:AX:128:PHE:HB3	2.14	0.47
24:AX:303:ARG:HD2	24:AX:305:TYR:OH	2.14	0.47
25:BA:263:C:H2'	25:BA:264:C:O4'	2.15	0.47
25:BA:861:A:H2'	25:BA:862:G:O4'	2.15	0.47
25:BA:1294:U:H2'	25:BA:1295:C:C6	2.50	0.47
25:BA:1727:U:H2'	25:BA:1728:G:O4'	2.14	0.47
25:BA:2039:C:H2'	25:BA:2040:C:C6	2.48	0.47
25:BA:2376:A:H2'	25:BA:2377:A:O4'	2.15	0.47
26:BB:17:C:H2'	26:BB:18:G:O4'	2.16	0.47
29:BF:64:ILE:HG13	29:BF:65:TRP:CD1	2.50	0.47
29:BF:192:LEU:HD21	29:BF:194:MET:CE	2.45	0.47
30:BG:14:GLU:O	30:BG:17:PRO:HG2	2.15	0.47
30:BG:94:LEU:HD23	30:BG:94:LEU:N	2.30	0.47
47:B0:53:MET:HE3	47:B0:57:PHE:HA	1.96	0.47
50:B3:8:LEU:HB2	50:B3:28:LEU:HD23	1.96	0.47
55:B8:6:THR:CG2	55:B8:63:PRO:HG2	2.45	0.47
1:CA:1262:C:H2'	1:CA:1263:C:C6	2.49	0.47
1:CA:1422:G:O3'	35:DO:49:ARG:NH1	2.46	0.47
5:CC:19:GLU:HA	5:CC:54:ARG:NE	2.29	0.47
7:CE:7:GLU:HB3	7:CE:35:GLY:O	2.14	0.47
8:CF:69:GLU:O	8:CF:72:VAL:HG12	2.15	0.47
10:CH:110:ALA:H	10:CH:121:ASP:HB3	1.80	0.47
11:CI:62:TYR:C	11:CI:63:ILE:HD12	2.35	0.47
24:CX:45:ILE:HA	24:CX:48:ILE:HG12	1.97	0.47
27:DD:111:LEU:HD22	27:DD:115:GLN:OE1	2.15	0.47
34:DN:32:VAL:HG21	34:DN:62:ARG:HH12	1.79	0.47
35:DO:61:VAL:N	35:DO:87:ILE:HD11	2.30	0.47
36:DP:70:GLN:H	25:DA:245:G:H5''	1.80	0.47
43:DW:8:ARG:HA	43:DW:102:HIS:CD2	2.48	0.47
45:DY:96:ILE:CD1	45:DY:99:CYS:HB2	2.39	0.47
46:DZ:103:ARG:HG3	46:DZ:136:PHE:CG	2.50	0.47
48:D1:19:GLN:NE2	48:D1:41:ARG:HB2	2.13	0.47
55:D8:31:HIS:CE1	25:DA:2422:A:N7	2.83	0.47
25:DA:263:C:H2'	25:DA:264:C:O4'	2.15	0.47
25:DA:298:G:H5''	25:DA:299:A:OP1	2.15	0.47
25:DA:1152:C:H2'	25:DA:1153:C:C6	2.46	0.47
25:DA:1405:U:H2'	25:DA:1406:U:H6	1.78	0.47
25:DA:1763:G:H2'	25:DA:1764:G:H5'	1.97	0.47
25:DA:1998:G:H2'	25:DA:1999:C:C6	2.49	0.47
25:DA:2537:U:H2'	25:DA:2538:C:C6	2.50	0.47

*Continued on next page...*



*Continued from previous page...*

Atom-1	Atom-2	Interatomic distance (Å)	Clash overlap (Å)
25:DA:2574:G:H2'	25:DA:2575:C:H6	1.79	0.47
26:DB:24:G:H4'	26:DB:25:A:N7	2.29	0.47
1:AA:125:U:H2'	1:AA:126:G:H8	1.77	0.46
1:AA:687:A:H4'	1:AA:688:G:O5'	2.15	0.46
1:AA:1319:A:H8	1:AA:1319:A:H5''	1.79	0.46
8:AF:18:GLN:O	8:AF:22:GLU:HG2	2.15	0.46
10:AH:110:ALA:H	10:AH:121:ASP:HB3	1.80	0.46
12:AJ:78:ASN:HB2	12:AJ:81:THR:HG23	1.96	0.46
14:AL:45:LYS:HB3	14:AL:45:LYS:HE2	1.68	0.46
14:AL:50:ALA:O	14:AL:51:LEU:C	2.53	0.46
21:AS:15:LEU:HD21	21:AS:35:SER:OG	2.16	0.46
25:BA:39:C:H2'	25:BA:40:C:C6	2.50	0.46
25:BA:56:A:H2'	25:BA:57:C:C6	2.50	0.46
25:BA:955:C:H5''	37:BQ:85:LYS:HD3	1.97	0.46
25:BA:1061:U:H4'	25:BA:1070:A:C4'	2.44	0.46
25:BA:1191:G:OP1	36:BP:35:HIS:CD2	2.68	0.46
25:BA:1567:A:H3'	27:BD:86:PRO:HG3	1.97	0.46
25:BA:2090:G:C6	25:BA:2230:G:C6	3.03	0.46
25:BA:2484:G:H2'	25:BA:2485:G:H8	1.79	0.46
29:BF:18:ARG:O	29:BF:18:ARG:HG3	2.15	0.46
32:BI:113:ARG:HB2	32:BI:130:TYR:CE1	2.51	0.46
38:BR:63:ARG:HG3	38:BR:80:PHE:CE2	2.49	0.46
40:BT:102:ILE:HG22	40:BT:110:ILE:HD11	1.97	0.46
44:BX:29:TRP:CZ3	44:BX:76:ARG:HD3	2.50	0.46
46:BZ:7:ALA:O	46:BZ:62:PRO:HD3	2.15	0.46
55:B8:33:ASN:ND2	55:B8:34:TRP:H	2.13	0.46
1:CA:542:G:H2'	1:CA:543:C:C6	2.49	0.46
1:CA:675:A:H2'	1:CA:676:A:H8	1.80	0.46
1:CA:1355:G:C6	1:CA:1368:G:C6	3.03	0.46
2:CY:74:C:O2'	2:CY:75:C:H5'	2.14	0.46
4:CB:118:LEU:HD13	4:CB:142:LEU:HA	1.96	0.46
5:CC:83:ARG:O	5:CC:87:LEU:HG	2.14	0.46
5:CC:179:ARG:HG3	5:CC:179:ARG:O	2.14	0.46
11:CI:4:TYR:CD2	11:CI:88:TYR:HB2	2.49	0.46
16:CN:37:PHE:O	16:CN:39:LEU:HG	2.15	0.46
19:CQ:54:GLY:O	19:CQ:81:ARG:HB2	2.15	0.46
24:CX:96:LEU:HG	24:CX:348:LEU:HB2	1.97	0.46
27:DD:243:GLY:O	27:DD:244:ARG:CB	2.61	0.46
28:DE:49:LEU:O	28:DE:78:LEU:HA	2.15	0.46
28:DE:113:PHE:CE2	25:DA:1655:A:H1'	2.50	0.46
30:DG:88:ILE:HG13	30:DG:89:GLY:N	2.30	0.46

*Continued on next page...*

*Continued from previous page...*

Atom-1	Atom-2	Interatomic distance (Å)	Clash overlap (Å)
36:DP:16:ARG:HD2	25:DA:661:C:O2'	2.14	0.46
47:D0:27:GLU:HA	47:D0:67:VAL:O	2.16	0.46
48:D1:19:GLN:HG2	48:D1:41:ARG:CB	2.45	0.46
50:D3:4:LEU:HD11	50:D3:39:ASP:OD1	2.15	0.46
53:D6:27:LYS:NZ	25:DA:2285:C:H5	2.13	0.46
25:DA:664:C:H4'	25:DA:941:A:OP1	2.16	0.46
25:DA:1022:G:O2'	25:DA:1023:U:P	2.73	0.46
25:DA:1025:G:H5''	25:DA:1025:G:H8	1.79	0.46
25:DA:1594:G:H2'	25:DA:1595:G:O4'	2.15	0.46
25:DA:1787:A:N3	25:DA:1787:A:H2'	2.30	0.46
25:DA:1980:G:H8	25:DA:1980:G:C5'	2.28	0.46
25:DA:2370:G:H2'	25:DA:2371:G:O4'	2.15	0.46
25:DA:2529:G:H8	25:DA:2529:G:O5'	1.98	0.46
25:DA:2623:G:H2'	25:DA:2624:G:H8	1.80	0.46
1:AA:584:G:H2'	1:AA:585:G:C8	2.50	0.46
1:AA:794:A:H2'	1:AA:795:C:C6	2.50	0.46
1:AA:980:C:H3'	1:AA:981:U:C6	2.50	0.46
1:AA:986:A:H2'	1:AA:987:G:C8	2.50	0.46
1:AA:1293:G:HO2'	1:AA:1294:G:H8	1.62	0.46
5:AC:59:ARG:NH2	5:AC:97:LYS:HE2	2.29	0.46
10:AH:6:ILE:O	10:AH:10:LEU:HG	2.15	0.46
13:AK:24:SER:HB3	13:AK:27:ASN:O	2.15	0.46
25:BA:610:C:H2'	25:BA:611:C:C6	2.51	0.46
25:BA:611:C:H2'	25:BA:612:G:O4'	2.16	0.46
25:BA:1198:U:C2	25:BA:1199:U:C5	3.03	0.46
25:BA:1349:A:N6	25:BA:1598:C:N4	2.64	0.46
25:BA:1843:C:H2'	25:BA:1844:C:H6	1.80	0.46
25:BA:2174:C:O5'	25:BA:2174:C:H6	1.99	0.46
26:BB:46:A:H2'	26:BB:47:C:C6	2.50	0.46
28:BE:119:ARG:HD2	28:BE:120:TRP:CE2	2.50	0.46
34:BN:88:LYS:HB2	34:BN:92:GLN:HB2	1.97	0.46
37:BQ:45:GLN:H	37:BQ:45:GLN:CD	2.18	0.46
40:BT:22:PHE:N	40:BT:22:PHE:HD2	2.12	0.46
1:CA:644:G:C2	1:CA:645:C:H1'	2.51	0.46
1:CA:950:U:H2'	1:CA:951:G:C8	2.43	0.46
1:CA:994:A:H62	1:CA:1046:A:H2	1.62	0.46
1:CA:1187:G:H5'	11:CI:113:LYS:HE2	1.97	0.46
2:CY:4:G:C2	2:CY:70:G:C2	3.03	0.46
5:CC:6:HIS:HA	5:CC:7:PRO:HD2	1.79	0.46
7:CE:135:THR:O	7:CE:139:LEU:HG	2.15	0.46
14:CL:50:ALA:O	14:CL:51:LEU:C	2.53	0.46

*Continued on next page...*

*Continued from previous page...*

Atom-1	Atom-2	Interatomic distance (Å)	Clash overlap (Å)
27:DD:35:LYS:HE3	27:DD:104:TYR:CG	2.51	0.46
30:DG:32:PRO:HA	30:DG:162:THR:OG1	2.15	0.46
31:DH:20:ALA:HB1	31:DH:21:PRO:CD	2.46	0.46
36:DP:71:VAL:HG23	25:DA:389:G:C6	2.50	0.46
42:DV:40:LEU:HA	42:DV:45:THR:HB	1.96	0.46
43:DW:84:ARG:O	43:DW:95:ILE:HA	2.14	0.46
25:DA:634:C:H2'	25:DA:635:C:H6	1.80	0.46
25:DA:907:U:H2'	25:DA:908:C:H6	1.81	0.46
25:DA:1126:A:H4'	25:DA:1127:A:C5'	2.45	0.46
25:DA:1131:G:H2'	25:DA:1132:A:C8	2.50	0.46
25:DA:1198:U:C2	25:DA:1199:U:C5	3.03	0.46
25:DA:1295:C:H2'	25:DA:1296:G:H8	1.80	0.46
25:DA:1967:C:H2'	25:DA:1968:G:O4'	2.14	0.46
25:DA:2241:A:H2'	25:DA:2242:G:C8	2.51	0.46
25:DA:2346:A:H5'	25:DA:2383:G:O4'	2.15	0.46
25:DA:2416:C:H2'	25:DA:2417:C:C6	2.50	0.46
25:DA:2680:C:H2'	25:DA:2681:C:O2	2.14	0.46
25:DA:2711:A:OP1	25:DA:712(B):A:P	2.72	0.46
1:AA:334:C:H2'	1:AA:335:C:C6	2.50	0.46
1:AA:554:C:H2'	1:AA:555:C:H6	1.80	0.46
1:AA:841:U:HO2'	1:AA:842:C:H6	1.61	0.46
1:AA:939:G:H1	1:AA:1344:C:H42	1.64	0.46
1:AA:1070:U:H2'	1:AA:1071:C:H6	1.79	0.46
4:AB:97:TRP:HH2	4:AB:176:GLU:CD	2.19	0.46
5:AC:27:LYS:HA	5:AC:27:LYS:HZ3	1.77	0.46
13:AK:108:ILE:O	20:AR:87:ARG:HA	2.15	0.46
17:AO:29:VAL:HG11	17:AO:81:LEU:HD21	1.96	0.46
25:BA:196:A:H2'	25:BA:805:G:O6	2.15	0.46
25:BA:1131:G:H2'	25:BA:1132:A:C8	2.50	0.46
25:BA:2174:C:H2'	25:BA:2175:C:O4'	2.15	0.46
25:BA:2357:U:O5'	25:BA:2357:U:H6	1.99	0.46
25:BA:2395:C:H2'	25:BA:2396:G:O4'	2.15	0.46
25:BA:2537:U:H2'	25:BA:2538:C:C6	2.51	0.46
25:BA:2641:G:H5''	34:BN:99:SER:HB3	1.97	0.46
27:BD:35:LYS:HE3	27:BD:104:TYR:CG	2.51	0.46
30:BG:88:ILE:HG13	30:BG:89:GLY:N	2.30	0.46
46:BZ:166:SER:HA	46:BZ:167:PRO:HD2	1.78	0.46
1:CA:405:U:H3'	1:CA:406:G:H5'	1.96	0.46
1:CA:750:G:N3	17:CO:23:GLY:HA3	2.29	0.46
1:CA:1372:U:H2'	1:CA:1373:G:O4'	2.15	0.46
5:CC:152:ILE:HD11	5:CC:167:TRP:CD1	2.50	0.46

*Continued on next page...*

*Continued from previous page...*

Atom-1	Atom-2	Interatomic distance (Å)	Clash overlap (Å)
6:CD:105:VAL:HG21	6:CD:121:VAL:CG2	2.45	0.46
11:CI:53:VAL:HG23	11:CI:55:ALA:H	1.80	0.46
13:CK:108:ILE:O	20:CR:87:ARG:HA	2.15	0.46
27:DD:35:LYS:O	27:DD:63:ARG:HA	2.15	0.46
27:DD:163:ALA:HA	27:DD:176:ARG:O	2.15	0.46
27:DD:218:ARG:HB3	27:DD:219:PRO:HD2	1.98	0.46
28:DE:34:VAL:HB	28:DE:48:GLN:HB3	1.98	0.46
29:DF:192:LEU:HD21	29:DF:194:MET:CE	2.45	0.46
30:DG:5:LEU:HD21	51:D4:50:THR:HA	1.97	0.46
36:DP:111:ARG:HH22	36:DP:148:LEU:HD21	1.80	0.46
37:DQ:81:VAL:HG13	25:DA:2496:C:OP1	2.15	0.46
40:DT:100:TYR:HD2	40:DT:103:ARG:HE	1.62	0.46
41:DU:53:ARG:NH2	25:DA:994:C:OP1	2.49	0.46
46:DZ:71:VAL:HG11	46:DZ:74:VAL:CG2	2.46	0.46
25:DA:196:A:H2'	25:DA:805:G:O6	2.16	0.46
25:DA:222:A:N6	25:DA:224:G:C2	2.84	0.46
25:DA:391:G:C5	25:DA:411:G:C2	3.03	0.46
25:DA:1339:G:N2	25:DA:1603:A:H1'	2.30	0.46
26:DB:17:C:H2'	26:DB:18:G:O4'	2.15	0.46
26:DB:82:G:H2'	26:DB:83:G:H8	1.79	0.46
1:AA:69:G:H2'	1:AA:73:G:H8	1.81	0.46
1:AA:235:C:H1'	19:AQ:61:GLU:OE1	2.14	0.46
1:AA:641:U:H1'	1:AA:642:A:N7	2.31	0.46
1:AA:676:A:H1'	13:AK:115:PRO:HB3	1.96	0.46
1:AA:976:G:H8	1:AA:1358:U:O2'	1.99	0.46
10:AH:51:VAL:HG21	10:AH:60:ARG:HG3	1.98	0.46
11:AI:53:VAL:HG23	11:AI:55:ALA:H	1.79	0.46
12:AJ:33:GLN:O	12:AJ:75:ILE:HG12	2.15	0.46
14:AL:24:PRO:HD2	14:AL:97:TYR:OH	2.15	0.46
15:AM:84:ILE:HG23	15:AM:85:GLY:H	1.79	0.46
17:AO:65:ARG:O	17:AO:68:ARG:HB2	2.14	0.46
18:AP:4:ILE:HD12	18:AP:4:ILE:N	2.30	0.46
25:BA:67:U:H2'	25:BA:68:G:H8	1.80	0.46
25:BA:81:G:H21	45:BY:2:ARG:NH2	2.14	0.46
25:BA:1022:G:C6	25:BA:1141:U:C5	3.03	0.46
25:BA:1839:G:H5'	25:BA:1839:G:C8	2.49	0.46
25:BA:2334:G:H4'	25:BA:2335:A:OP2	2.16	0.46
25:BA:2633:G:O2'	28:BE:61:ARG:HD3	2.15	0.46
25:BA:2718:G:H4'	40:BT:98:LYS:HB2	1.97	0.46
25:BA:2815:C:H2'	25:BA:2816:C:H6	1.80	0.46
34:BN:57:LEU:HD11	34:BN:139:LEU:O	2.16	0.46

*Continued on next page...*

*Continued from previous page...*

Atom-1	Atom-2	Interatomic distance (Å)	Clash overlap (Å)
34:BN:105:LEU:O	34:BN:106:LYS:C	2.54	0.46
44:BX:31:HIS:CG	44:BX:32:PRO:HD2	2.51	0.46
45:BY:35:TYR:CE2	45:BY:69:ALA:HB3	2.51	0.46
45:BY:37:VAL:HG21	45:BY:72:VAL:HG21	1.97	0.46
49:B2:63:VAL:O	49:B2:67:LYS:HG2	2.14	0.46
1:CA:832:C:HO2'	1:CA:833:U:H6	1.61	0.46
2:CY:39:C:H2'	2:CY:40:C:H6	1.80	0.46
10:CH:6:ILE:O	10:CH:10:LEU:HG	2.14	0.46
11:CI:27:THR:O	11:CI:62:TYR:HA	2.16	0.46
12:CJ:34:VAL:HG22	12:CJ:74:ILE:HG22	1.98	0.46
13:CK:24:SER:HB3	13:CK:27:ASN:O	2.15	0.46
14:CL:5:THR:HG23	14:CL:8:GLN:NE2	2.30	0.46
22:CT:43:LEU:HD23	22:CT:46:GLU:OE2	2.16	0.46
23:CU:12:LYS:HB3	23:CU:17:THR:O	2.16	0.46
24:CX:96:LEU:O	24:CX:96:LEU:HD22	2.15	0.46
24:CX:223:ARG:HA	24:CX:236:ASP:CB	2.46	0.46
30:DG:94:LEU:HD23	30:DG:94:LEU:N	2.29	0.46
36:DP:83:VAL:HG13	36:DP:114:ILE:HA	1.98	0.46
37:DQ:85:LYS:HD3	25:DA:955:C:H5''	1.97	0.46
38:DR:63:ARG:O	38:DR:67:LEU:HD23	2.16	0.46
39:DS:33:LYS:HD3	39:DS:54:LEU:HG	1.96	0.46
39:DS:35:ILE:H	39:DS:53:SER:HB3	1.79	0.46
40:DT:95:ARG:CG	40:DT:95:ARG:NH1	2.74	0.46
48:D1:64:ALA:O	48:D1:67:ILE:HG13	2.16	0.46
25:DA:67:U:H2'	25:DA:68:G:C8	2.49	0.46
25:DA:1001:A:H2'	25:DA:1002:G:O4'	2.15	0.46
25:DA:1408:C:C2	25:DA:1595:G:N2	2.83	0.46
25:DA:2317:C:H2'	25:DA:2318:G:O4'	2.15	0.46
1:AA:405:U:H3'	1:AA:406:G:H5'	1.96	0.46
1:AA:865:A:H5'	1:AA:1078:U:O4	2.15	0.46
1:AA:1063:C:H2'	1:AA:1064:G:C8	2.50	0.46
1:AA:1149:C:H2'	1:AA:1150:U:C6	2.49	0.46
1:AA:1316:G:H5''	16:AN:17:LYS:HE2	1.98	0.46
1:AA:1415:G:H2'	1:AA:1416:G:C8	2.51	0.46
6:AD:13:ARG:NH1	6:AD:36:ARG:HD3	2.31	0.46
6:AD:117:ALA:O	6:AD:121:VAL:HG23	2.16	0.46
6:AD:188:LEU:H	6:AD:188:LEU:CD1	2.25	0.46
8:AF:69:GLU:O	8:AF:72:VAL:HG12	2.16	0.46
11:AI:104:ARG:HD2	11:AI:104:ARG:O	2.15	0.46
15:AM:24:GLY:O	15:AM:25:ILE:HD13	2.16	0.46
25:BA:82:G:H5'	25:BA:295:G:O2'	2.16	0.46

*Continued on next page...*

*Continued from previous page...*

Atom-1	Atom-2	Interatomic distance (Å)	Clash overlap (Å)
25:BA:470:A:H2'	25:BA:471:A:O4'	2.16	0.46
25:BA:566:U:H2'	25:BA:567:A:O4'	2.15	0.46
25:BA:887:A:H1'	25:BA:889:C:N4	2.31	0.46
25:BA:1248:G:P	29:BF:92:PRO:HG3	2.56	0.46
25:BA:1298:C:H2'	25:BA:1299:G:O4'	2.16	0.46
25:BA:1812:A:H2'	25:BA:1813:G:C8	2.51	0.46
25:BA:2304:G:H1	25:BA:2312:U:H3	1.62	0.46
25:BA:2572:A:N7	28:BE:145:LYS:HG3	2.31	0.46
25:BA:2886:G:H2'	25:BA:2887:U:H6	1.76	0.46
25:BA:2893:G:H4'	25:BA:2894:G:C8	2.49	0.46
30:BG:32:PRO:HA	30:BG:162:THR:OG1	2.15	0.46
36:BP:111:ARG:HH22	36:BP:148:LEU:HD21	1.80	0.46
39:BS:33:LYS:HD3	39:BS:54:LEU:HG	1.97	0.46
41:BU:55:ARG:HG2	41:BU:58:ARG:NH1	2.30	0.46
42:BV:40:LEU:HA	42:BV:45:THR:HB	1.96	0.46
1:CA:584:G:H2'	1:CA:585:G:H8	1.80	0.46
1:CA:1064:G:N2	1:CA:1190:G:H2'	2.30	0.46
1:CA:1072:G:H2'	1:CA:1073:U:C6	2.51	0.46
1:CA:1188:A:H4'	16:CN:58:LYS:NZ	2.30	0.46
1:CA:1195:C:H5''	1:CA:1196:U:OP2	2.15	0.46
7:CE:137:GLU:OE1	7:CE:140:ARG:HB3	2.16	0.46
7:CE:144:THR:O	7:CE:148:VAL:HG23	2.16	0.46
10:CH:40:ALA:HB2	10:CH:45:ILE:HG12	1.97	0.46
11:CI:104:ARG:O	11:CI:104:ARG:HD2	2.15	0.46
12:CJ:33:GLN:O	12:CJ:75:ILE:HG12	2.16	0.46
12:CJ:75:ILE:HG13	12:CJ:76:ASN:N	2.27	0.46
15:CM:84:ILE:HG23	15:CM:85:GLY:H	1.80	0.46
24:CX:289:ARG:O	24:CX:292:GLN:HB2	2.15	0.46
27:DD:85:ASP:OD1	27:DD:87:ASN:HB2	2.15	0.46
27:DD:231:HIS:CD2	27:DD:249:PRO:HA	2.51	0.46
31:DH:158:HIS:HB2	31:DH:159:GLU:H	1.61	0.46
40:DT:98:LYS:HB2	25:DA:2718:G:H4'	1.96	0.46
41:DU:57:PHE:HA	41:DU:60:LEU:HB3	1.98	0.46
45:DY:2:ARG:HD3	25:DA:295:G:O5'	2.15	0.46
46:DZ:23:LYS:HD3	46:DZ:40:ASP:HA	1.98	0.46
52:D5:12:SER:HB3	25:DA:2020:A:C5'	2.45	0.46
54:D7:24:THR:HG23	54:D7:27:GLY:HA3	1.98	0.46
55:D8:22:VAL:HB	55:D8:54:GLU:HG2	1.97	0.46
25:DA:82:G:H5'	25:DA:295:G:O2'	2.16	0.46
25:DA:173:G:H2'	25:DA:174:C:C6	2.51	0.46
25:DA:606:U:H4'	25:DA:658:C:H4'	1.98	0.46

*Continued on next page...*

*Continued from previous page...*

Atom-1	Atom-2	Interatomic distance (Å)	Clash overlap (Å)
25:DA:2392:A:H2	25:DA:2424:C:H42	1.63	0.46
26:DB:46:A:H2'	26:DB:47:C:C6	2.50	0.46
1:AA:920:U:H2'	1:AA:921:U:C6	2.50	0.46
1:AA:1065:U:O2'	1:AA:1066:C:OP2	2.31	0.46
1:AA:1288:A:N1	1:AA:1371:G:H1'	2.31	0.46
6:AD:105:VAL:HG21	6:AD:121:VAL:CG2	2.45	0.46
8:AF:61:LEU:HD12	8:AF:61:LEU:N	2.31	0.46
25:BA:78:A:H2'	25:BA:79:G:C8	2.51	0.46
25:BA:250:G:H2'	25:BA:251:A:C8	2.51	0.46
25:BA:1044:G:O2'	25:BA:1045:A:H5''	2.15	0.46
25:BA:1126:A:H4'	25:BA:1127:A:C5'	2.46	0.46
25:BA:1256:G:O2'	29:BF:75:HIS:HE1	1.99	0.46
25:BA:2020:A:C5	25:BA:2022:U:C5	3.04	0.46
25:BA:2069:G:C2	25:BA:2070:G:C8	3.04	0.46
25:BA:2115:G:H4'	25:BA:2166:G:H2'	1.98	0.46
25:BA:2317:C:H2'	25:BA:2318:G:O4'	2.16	0.46
25:BA:2370:G:H2'	25:BA:2371:G:O4'	2.15	0.46
27:BD:111:LEU:HD22	27:BD:115:GLN:OE1	2.15	0.46
27:BD:231:HIS:CD2	27:BD:249:PRO:HA	2.51	0.46
29:BF:6:MET:HB3	29:BF:7:TYR:H	1.50	0.46
30:BG:5:LEU:HD21	51:B4:50:THR:HA	1.97	0.46
30:BG:84:LYS:HB3	30:BG:86:MET:SD	2.55	0.46
30:BG:143:GLU:H	30:BG:143:GLU:CD	2.19	0.46
34:BN:58:ARG:HB2	34:BN:65:TRP:CZ3	2.50	0.46
40:BT:3:ARG:HH11	40:BT:6:LEU:HD23	1.81	0.46
47:B0:24:LYS:O	47:B0:25:ARG:HD2	2.15	0.46
53:B6:11:LEU:HB2	53:B6:26:ASN:H	1.81	0.46
1:CA:27:G:N2	1:CA:557:G:H1'	2.31	0.46
1:CA:79:G:H1	1:CA:90:C:H42	1.62	0.46
1:CA:254:G:H2'	1:CA:255:G:H8	1.80	0.46
1:CA:687:A:H4'	1:CA:688:G:O5'	2.15	0.46
4:CB:158:LEU:HD12	4:CB:158:LEU:N	2.31	0.46
5:CC:6:HIS:CE1	5:CC:8:ILE:HB	2.50	0.46
6:CD:100:ARG:HG2	6:CD:102:ASP:OD1	2.15	0.46
7:CE:76:ILE:HD11	7:CE:142:LEU:HD11	1.96	0.46
7:CE:145:LYS:HG3	7:CE:149:GLU:OE2	2.16	0.46
15:CM:90:LEU:O	15:CM:93:ARG:HB2	2.16	0.46
18:CP:26:ARG:HH22	18:CP:31:LYS:HD3	1.81	0.46
19:CQ:74:LEU:HD12	19:CQ:75:ARG:HG2	1.97	0.46
20:CR:41:LYS:HE3	20:CR:42:ARG:HH21	1.81	0.46
21:CS:41:VAL:HG13	21:CS:42:PRO:HD2	1.97	0.46

*Continued on next page...*

*Continued from previous page...*

Atom-1	Atom-2	Interatomic distance (Å)	Clash overlap (Å)
29:DF:160:ASN:OD1	29:DF:162:LEU:HB2	2.15	0.46
31:DH:17:VAL:HG22	31:DH:26:VAL:HG22	1.97	0.46
31:DH:105:LEU:HD13	31:DH:105:LEU:N	2.30	0.46
32:DI:40:THR:O	32:DI:44:LEU:HG	2.16	0.46
53:D6:27:LYS:HG2	53:D6:32:ASN:HD22	1.81	0.46
25:DA:579:G:C2	25:DA:1262:A:C4	3.04	0.46
25:DA:714:U:H1'	25:DA:717:G:N7	2.31	0.46
25:DA:769:G:H2'	25:DA:770:G:H8	1.80	0.46
25:DA:1331:A:O2'	25:DA:1332:G:H8	1.99	0.46
25:DA:2110:G:H4'	25:DA:2145:C:H42	1.80	0.46
25:DA:2174:C:H2'	25:DA:2175:C:O4'	2.15	0.46
26:DB:60:C:H2'	26:DB:61:G:C8	2.51	0.46
1:AA:515:G:C2	1:AA:537:G:C2	3.04	0.46
1:AA:1042:G:H2'	1:AA:1043:C:C6	2.50	0.46
5:AC:71:ALA:HA	5:AC:106:VAL:HB	1.97	0.46
7:AE:7:GLU:HB3	7:AE:35:GLY:O	2.16	0.46
7:AE:47:LYS:HD3	7:AE:47:LYS:N	2.31	0.46
11:AI:26:VAL:HG13	11:AI:61:ALA:HB3	1.97	0.46
16:AN:37:PHE:O	16:AN:39:LEU:HG	2.15	0.46
18:AP:50:LYS:C	18:AP:50:LYS:HD3	2.36	0.46
24:AX:289:ARG:O	24:AX:292:GLN:HB2	2.16	0.46
24:AX:303:ARG:HB3	24:AX:314:ASP:HA	1.97	0.46
25:BA:141(A):A:H3'	25:BA:141(B):C:C6	2.50	0.46
25:BA:233:A:H2'	25:BA:234:C:H6	1.81	0.46
25:BA:445:C:H2'	25:BA:446:G:O4'	2.15	0.46
25:BA:609(B):G:H2'	25:BA:610:C:C6	2.51	0.46
25:BA:1814:G:H4'	27:BD:51:VAL:HG21	1.97	0.46
25:BA:2115:G:H8	25:BA:2115:G:O5'	1.99	0.46
25:BA:2534:A:H2'	25:BA:2535:G:O4'	2.16	0.46
25:BA:2815:C:O2'	52:B5:42:PRO:HB2	2.16	0.46
28:BE:49:LEU:O	28:BE:78:LEU:HA	2.16	0.46
30:BG:41:GLN:HG2	30:BG:155:MET:CB	2.43	0.46
36:BP:121:LYS:O	36:BP:123:LEU:HD23	2.15	0.46
43:BW:30:GLU:HA	43:BW:33:ARG:HD2	1.97	0.46
44:BX:53:LYS:CE	44:BX:55:ASN:HD21	2.28	0.46
1:CA:327:A:HO2'	1:CA:329:A:H8	1.62	0.46
1:CA:340:U:H2'	1:CA:341:C:C6	2.51	0.46
1:CA:976:G:H5'	1:CA:1358:U:O2'	2.15	0.46
1:CA:976:G:H8	1:CA:1358:U:O2'	1.99	0.46
2:CZ:17:C:O5'	2:CZ:17:C:H6	1.98	0.46
4:CB:24:TRP:CD1	4:CB:40:HIS:CE1	3.04	0.46

*Continued on next page...*



*Continued from previous page...*

Atom-1	Atom-2	Interatomic distance (Å)	Clash overlap (Å)
8:CF:11:ASN:HA	8:CF:12:PRO:HD2	1.82	0.46
9:CG:107:ALA:HB2	9:CG:134:ALA:HB2	1.97	0.46
17:CO:33:THR:HA	17:CO:63:ARG:NH1	2.21	0.46
19:CQ:40:LYS:HG2	19:CQ:41:LYS:N	2.31	0.46
27:DD:65:ILE:HB	27:DD:67:PHE:CE2	2.51	0.46
28:DE:135:HIS:CD2	25:DA:1658:C:OP1	2.69	0.46
28:DE:176:ILE:O	28:DE:176:ILE:HG22	2.15	0.46
28:DE:183:LEU:HD11	40:DT:11:GLU:HG2	1.98	0.46
35:DO:19:ILE:HD13	35:DO:19:ILE:H	1.81	0.46
36:DP:85:LEU:HD23	36:DP:115:LEU:O	2.16	0.46
45:DY:30:VAL:HG22	45:DY:37:VAL:HG12	1.98	0.46
46:DZ:9:TYR:OH	46:DZ:61:LEU:HD13	2.16	0.46
47:D0:24:LYS:O	47:D0:25:ARG:HD2	2.16	0.46
55:D8:6:THR:CG2	55:D8:63:PRO:HG2	2.45	0.46
55:D8:33:ASN:ND2	55:D8:34:TRP:H	2.14	0.46
55:D8:55:ALA:O	55:D8:59:LYS:HG2	2.15	0.46
25:DA:39:C:H2'	25:DA:40:C:C6	2.51	0.46
25:DA:86:C:H2'	25:DA:87:C:C6	2.51	0.46
25:DA:440:G:H2'	25:DA:441:U:C6	2.51	0.46
25:DA:610:C:H2'	25:DA:611:C:C6	2.51	0.46
25:DA:839:U:H2'	25:DA:840:C:C6	2.51	0.46
25:DA:1353:A:H2'	25:DA:1354:A:C8	2.51	0.46
25:DA:2069:G:C6	25:DA:2070:G:N7	2.83	0.46
25:DA:2174:C:O5'	25:DA:2174:C:H6	1.99	0.46
25:DA:2320:A:H2'	25:DA:2320:A:N3	2.30	0.46
25:DA:2484:G:H2'	25:DA:2485:G:H8	1.80	0.46
25:DA:2716:U:H2'	25:DA:2717:G:C8	2.51	0.46
1:AA:27:G:N2	1:AA:557:G:H1'	2.30	0.46
1:AA:295:C:H2'	1:AA:296:U:C6	2.51	0.46
1:AA:409:G:OP2	6:AD:22:LYS:HD2	2.16	0.46
1:AA:973:G:OP1	1:AA:974:A:H3'	2.15	0.46
1:AA:1241:G:H2'	1:AA:1242:C:C6	2.51	0.46
1:AA:1308:U:OP1	15:AM:98:VAL:HG23	2.14	0.46
5:AC:25:GLY:C	5:AC:27:LYS:H	2.20	0.46
7:AE:65:ASN:O	7:AE:66:MET:HB2	2.15	0.46
7:AE:70:PRO:CB	7:AE:144:THR:HG22	2.43	0.46
12:AJ:4:ILE:HG22	12:AJ:5:ARG:N	2.30	0.46
17:AO:37:ASN:O	17:AO:40:SER:HB3	2.16	0.46
25:BA:224:G:H2'	25:BA:225:A:O4'	2.16	0.46
25:BA:245:G:H2'	25:BA:246:C:H6	1.80	0.46
25:BA:440:G:H2'	25:BA:441:U:C6	2.51	0.46

*Continued on next page...*

*Continued from previous page...*

Atom-1	Atom-2	Interatomic distance (Å)	Clash overlap (Å)
25:BA:443:A:C2'	29:BF:45:ARG:HH12	2.27	0.46
25:BA:498:G:N2	45:BY:47:LYS:HE3	2.23	0.46
25:BA:1154:G:O5'	25:BA:1154:G:H8	1.98	0.46
25:BA:1677:A:C5	25:BA:1678:G:C5	3.04	0.46
25:BA:1686:C:H2'	25:BA:1687:G:O4'	2.15	0.46
25:BA:1697:G:H3'	25:BA:1698:A:C5'	2.46	0.46
25:BA:2260:C:H6	25:BA:2260:C:O5'	1.99	0.46
25:BA:2577:A:H2'	25:BA:2614:A:N6	2.30	0.46
25:BA:2688:U:H1'	25:BA:2721:A:N6	2.31	0.46
25:BA:2716:U:H2'	25:BA:2717:G:H8	1.81	0.46
25:BA:2733:A:H2'	25:BA:2734:A:O4'	2.15	0.46
29:BF:34:TRP:CH2	36:BP:12:ALA:HB2	2.50	0.46
30:BG:138:GLN:NE2	30:BG:153:ARG:HG2	2.30	0.46
31:BH:20:ALA:HB1	31:BH:21:PRO:CD	2.46	0.46
35:BO:71:ARG:HH12	40:BT:74:ARG:HH22	1.63	0.46
39:BS:31:SER:HB3	39:BS:34:HIS:HB2	1.97	0.46
40:BT:48:ILE:HD12	40:BT:48:ILE:N	2.31	0.46
48:B1:64:ALA:O	48:B1:67:ILE:HG13	2.15	0.46
1:CA:1042:G:H2'	1:CA:1043:C:C6	2.51	0.46
1:CA:1063:C:H2'	1:CA:1064:G:C8	2.51	0.46
5:CC:25:GLY:C	5:CC:27:LYS:H	2.19	0.46
7:CE:43:LEU:HB3	7:CE:136:MET:HG3	1.98	0.46
13:CK:23:ALA:HB3	13:CK:86:GLY:O	2.16	0.46
18:CP:4:ILE:HD12	18:CP:4:ILE:N	2.30	0.46
18:CP:50:LYS:HD3	18:CP:50:LYS:C	2.35	0.46
24:CX:96:LEU:HD23	24:CX:348:LEU:HA	1.97	0.46
27:DD:51:VAL:HG21	25:DA:1814:G:H4'	1.96	0.46
27:DD:53:PHE:CE1	27:DD:221:VAL:HG12	2.51	0.46
27:DD:85:ASP:HB2	27:DD:92:ILE:HG23	1.97	0.46
29:DF:74:ARG:HH11	25:DA:674:G:H1'	1.80	0.46
35:DO:112:MET:HA	35:DO:115:VAL:HG22	1.97	0.46
38:DR:11:ASN:O	38:DR:12:ARG:HB2	2.15	0.46
50:D3:3:ARG:HD3	50:D3:36:VAL:HG11	1.98	0.46
25:DA:56:A:H2'	25:DA:57:C:C6	2.51	0.46
25:DA:422:A:C6	25:DA:423:A:C6	3.04	0.46
25:DA:1965:C:H3'	25:DA:1966:A:H5''	1.98	0.46
1:AA:419:C:C2	1:AA:425:G:C2	3.04	0.46
1:AA:832:C:H42	1:AA:854:G:H1	1.64	0.46
6:AD:119:GLN:HA	6:AD:119:GLN:HE21	1.81	0.46
8:AF:5:GLU:HB3	8:AF:62:TRP:HE1	1.80	0.46
9:AG:57:GLU:HA	9:AG:58:PRO:HD2	1.85	0.46

*Continued on next page...*

*Continued from previous page...*

Atom-1	Atom-2	Interatomic distance (Å)	Clash overlap (Å)
9:AG:146:GLU:HA	9:AG:149:ARG:HB2	1.98	0.46
20:AR:29:PHE:CE1	20:AR:31:LEU:HB3	2.51	0.46
21:AS:27:GLU:HB3	21:AS:28:LYS:H	1.62	0.46
24:AX:81:LEU:HG	24:AX:85:LYS:HD2	1.98	0.46
24:AX:92:LEU:HG	24:AX:348:LEU:HD22	1.97	0.46
24:AX:173:TYR:HB3	24:AX:339:LEU:HD22	1.98	0.46
25:BA:37:C:O2'	29:BF:50:SER:HB3	2.16	0.46
25:BA:274:G:C6	25:BA:275:G:N2	2.84	0.46
25:BA:463:G:N1	25:BA:467:G:C6	2.84	0.46
25:BA:471:A:H2'	25:BA:472:A:O4'	2.16	0.46
25:BA:606:U:H4'	25:BA:658:C:H4'	1.98	0.46
25:BA:664:C:H2'	25:BA:665:C:H6	1.81	0.46
25:BA:674:G:H1'	29:BF:74:ARG:HH11	1.80	0.46
25:BA:769:G:H2'	25:BA:770:G:H8	1.80	0.46
25:BA:833:U:H2'	25:BA:834:C:H6	1.79	0.46
25:BA:1809:A:H2'	25:BA:1810:A:C8	2.50	0.46
25:BA:2251:G:H8	25:BA:2251:G:O5'	1.99	0.46
25:BA:2422:A:N7	55:B8:31:HIS:CE1	2.84	0.46
25:BA:2711:A:OP1	25:BA:712(B):A:P	2.74	0.46
25:BA:2746:U:H2'	25:BA:2747:G:H5'	1.98	0.46
27:BD:65:ILE:HB	27:BD:67:PHE:CE2	2.50	0.46
29:BF:41:LEU:O	29:BF:45:ARG:HG3	2.16	0.46
31:BH:109:PHE:CZ	31:BH:152:ARG:HD3	2.51	0.46
31:BH:162:ILE:HD13	31:BH:162:ILE:N	2.29	0.46
38:BR:8:ARG:CZ	38:BR:43:GLU:HG3	2.46	0.46
42:BV:6:LYS:HA	42:BV:11:GLN:HB3	1.96	0.46
43:BW:19:LEU:HB3	52:B5:25:LEU:CD1	2.46	0.46
44:BX:66:LEU:HD23	44:BX:67:GLY:N	2.31	0.46
46:BZ:26:GLY:HA2	46:BZ:85:HIS:CD2	2.50	0.46
46:BZ:71:VAL:HG11	46:BZ:74:VAL:CG2	2.46	0.46
48:B1:11:ARG:HG3	48:B1:61:ARG:C	2.36	0.46
55:B8:33:ASN:HD22	55:B8:34:TRP:H	1.64	0.46
1:CA:539:A:H2'	1:CA:540:G:H8	1.80	0.46
1:CA:576:G:OP2	1:CA:577:G:H5''	2.16	0.46
4:CB:162:ILE:HD11	4:CB:184:VAL:HG22	1.97	0.46
10:CH:64:LYS:HG2	10:CH:79:VAL:HG21	1.98	0.46
17:CO:67:LEU:HB3	17:CO:78:TYR:HE1	1.81	0.46
19:CQ:95:TYR:HD2	19:CQ:98:LEU:HD12	1.81	0.46
24:CX:64:LEU:HD22	24:CX:70:LEU:HG	1.98	0.46
29:DF:18:ARG:HG3	29:DF:18:ARG:O	2.16	0.46
30:DG:16:ARG:HB3	30:DG:17:PRO:CD	2.46	0.46

*Continued on next page...*

*Continued from previous page...*

Atom-1	Atom-2	Interatomic distance (Å)	Clash overlap (Å)
32:DI:29:TYR:O	32:DI:33:ARG:HG3	2.16	0.46
32:DI:53:ALA:O	32:DI:57:ARG:HB2	2.15	0.46
34:DN:135:LEU:HD23	34:DN:136:GLY:N	2.31	0.46
36:DP:91:PHE:CE2	36:DP:95:VAL:HG12	2.51	0.46
38:DR:72:ASP:O	38:DR:76:VAL:HG12	2.16	0.46
44:DX:30:VAL:HG11	44:DX:39:ILE:CD1	2.46	0.46
45:DY:78:ALA:HB3	45:DY:81:LYS:HE3	1.98	0.46
46:DZ:26:GLY:HA2	46:DZ:85:HIS:CD2	2.50	0.46
46:DZ:118:GLN:HB2	46:DZ:173:ALA:C	2.37	0.46
25:DA:224:G:H2'	25:DA:225:A:O4'	2.16	0.46
25:DA:312:G:C6	25:DA:313:C:C4	3.04	0.46
25:DA:389:G:C8	25:DA:2413:G:H4'	2.50	0.46
25:DA:412:A:H3'	25:DA:413:C:H6	1.79	0.46
25:DA:441:U:H2'	25:DA:442:G:H8	1.80	0.46
25:DA:1044:G:O2'	25:DA:1045:A:H5''	2.16	0.46
25:DA:1056:G:H21	25:DA:1103:A:H62	1.64	0.46
25:DA:1218:C:O2'	25:DA:1219:G:H5'	2.16	0.46
25:DA:1406:U:H2'	25:DA:1407:C:C6	2.51	0.46
25:DA:1651:G:C2	25:DA:2007:C:N3	2.84	0.46
25:DA:2746:U:H2'	25:DA:2747:G:H5'	1.98	0.46
1:AA:340:U:H2'	1:AA:341:C:C6	2.51	0.46
1:AA:576:G:OP2	1:AA:577:G:H5''	2.16	0.46
1:AA:785:G:C2	1:AA:786:G:C8	3.04	0.46
1:AA:891:U:H2'	1:AA:892:A:C8	2.42	0.46
1:AA:1053:G:N7	1:AA:1200:C:H5''	2.32	0.46
1:AA:1195:C:H5''	1:AA:1196:U:OP2	2.15	0.46
1:AA:1294:G:H2'	1:AA:1295:G:H8	1.81	0.46
5:AC:112:SER:O	5:AC:116:VAL:HG23	2.16	0.46
7:AE:101:ILE:HD11	7:AE:119:LEU:CD2	2.46	0.46
9:AG:26:PHE:O	9:AG:30:ILE:HG12	2.17	0.46
10:AH:69:ARG:HD3	10:AH:69:ARG:HA	1.75	0.46
21:AS:44:MET:O	21:AS:62:ILE:HG21	2.15	0.46
24:AX:330:GLY:C	24:AX:332:LEU:HD23	2.37	0.46
25:BA:119:A:H4'	25:BA:120:U:H5'	1.98	0.46
25:BA:380:U:H2'	25:BA:381:G:C8	2.50	0.46
25:BA:412:A:H3'	25:BA:413:C:H6	1.80	0.46
25:BA:583:G:C6	25:BA:584:C:C5	3.04	0.46
25:BA:714:U:H1'	25:BA:717:G:N7	2.31	0.46
25:BA:1308:A:H2'	25:BA:1309:G:O4'	2.16	0.46
25:BA:1564:C:H2'	25:BA:1565:C:C6	2.51	0.46
25:BA:1928:A:H5''	25:BA:1929:G:OP2	2.16	0.46

*Continued on next page...*

*Continued from previous page...*

Atom-1	Atom-2	Interatomic distance (Å)	Clash overlap (Å)
25:BA:2426:A:H8	25:BA:2426:A:O5'	2.00	0.46
25:BA:2862:G:C6	25:BA:2863:C:C4	3.03	0.46
27:BD:92:ILE:C	27:BD:92:ILE:HD12	2.36	0.46
31:BH:105:LEU:HD13	31:BH:105:LEU:N	2.30	0.46
44:BX:12:VAL:HG12	44:BX:27:THR:O	2.16	0.46
1:CA:353:A:H5'	1:CA:353:A:C8	2.51	0.46
1:CA:957:U:O2	1:CA:959:A:H8	1.99	0.46
1:CA:986:A:H2'	1:CA:987:G:C8	2.51	0.46
1:CA:1089:G:C2	1:CA:1090:U:C2	3.04	0.46
1:CA:1281:U:H3'	1:CA:1281:U:H6	1.81	0.46
2:CZ:51:C:H2'	2:CZ:52:G:O4'	2.16	0.46
8:CF:9:VAL:HA	8:CF:59:TYR:O	2.16	0.46
9:CG:106:GLN:O	9:CG:110:GLN:HG3	2.16	0.46
21:CS:45:VAL:HA	21:CS:62:ILE:HG23	1.98	0.46
24:CX:264:LYS:O	24:CX:268:ILE:HD13	2.16	0.46
27:DD:92:ILE:C	27:DD:92:ILE:HD12	2.37	0.46
42:DV:22:VAL:CG1	42:DV:23:GLU:N	2.74	0.46
44:DX:89:ILE:O	44:DX:93:GLU:HG2	2.16	0.46
49:D2:21:LEU:CD1	49:D2:64:LEU:HB3	2.46	0.46
25:DA:470:A:H2'	25:DA:471:A:O4'	2.15	0.46
25:DA:1917:U:H2'	25:DA:1918:A:C8	2.51	0.46
25:DA:1928:A:H5''	25:DA:1929:G:OP2	2.15	0.46
25:DA:2115:G:H8	25:DA:2115:G:O5'	1.99	0.46
25:DA:2478:A:H5'	25:DA:2479:G:OP2	2.16	0.46
25:DA:2888:C:H2'	25:DA:2889:C:O4'	2.16	0.46
1:AA:438:G:H2'	1:AA:494:U:O4	2.15	0.45
1:AA:644:G:C2	1:AA:645:C:H1'	2.52	0.45
1:AA:948:C:OP1	15:AM:107:ALA:HA	2.16	0.45
1:AA:994:A:H62	1:AA:1046:A:H2	1.62	0.45
1:AA:1073:U:H2'	1:AA:1074:G:H8	1.81	0.45
1:AA:1182:G:H4'	1:AA:1183:A:C5'	2.42	0.45
2:AY:74:C:O2'	2:AY:75:C:H5'	2.16	0.45
7:AE:144:THR:O	7:AE:148:VAL:HG23	2.15	0.45
25:BA:245:G:H5''	36:BP:70:GLN:H	1.81	0.45
25:BA:295:G:O5'	45:BY:2:ARG:HD3	2.15	0.45
25:BA:675:A:C4'	29:BF:67:GLN:NE2	2.78	0.45
25:BA:984:A:H5''	25:BA:985:C:C5	2.51	0.45
25:BA:1594:G:H2'	25:BA:1595:G:O4'	2.16	0.45
25:BA:1642:G:H8	25:BA:1642:G:O5'	1.99	0.45
25:BA:1651:G:C2	25:BA:2007:C:N3	2.84	0.45
25:BA:1735:U:H2'	25:BA:1741:C:C6	2.51	0.45

*Continued on next page...*

*Continued from previous page...*

Atom-1	Atom-2	Interatomic distance (Å)	Clash overlap (Å)
25:BA:2285:C:H5	53:B6:27:LYS:NZ	2.13	0.45
25:BA:2303:G:H1'	30:BG:132:ASN:ND2	2.29	0.45
25:BA:2821:A:OP2	25:BA:2822:G:OP2	2.35	0.45
28:BE:34:VAL:HB	28:BE:48:GLN:HB3	1.98	0.45
29:BF:203:GLN:HA	29:BF:206:ILE:O	2.16	0.45
36:BP:112:LEU:HD23	36:BP:113:LYS:N	2.32	0.45
43:BW:62:HIS:O	43:BW:64:MET:HG3	2.15	0.45
44:BX:89:ILE:O	44:BX:93:GLU:HG2	2.15	0.45
45:BY:11:ASP:H	45:BY:27:VAL:CG2	2.28	0.45
1:CA:641:U:H1'	1:CA:642:A:N7	2.31	0.45
1:CA:1116:C:H2'	1:CA:1117:G:H5''	1.98	0.45
1:CA:1253:G:H1	1:CA:1284:C:H42	1.64	0.45
2:CZ:28:C:H2'	2:CZ:29:G:C8	2.51	0.45
5:CC:14:ILE:HG23	5:CC:15:THR:N	2.30	0.45
5:CC:112:SER:O	5:CC:116:VAL:HG23	2.15	0.45
5:CC:195:VAL:HG12	5:CC:196:LEU:N	2.30	0.45
9:CG:20:ASP:OD1	9:CG:22:LEU:HB3	2.16	0.45
12:CJ:63:PHE:CZ	16:CN:45:ARG:HG3	2.49	0.45
14:CL:65:VAL:HG12	14:CL:66:THR:N	2.30	0.45
22:CT:24:LEU:HD22	22:CT:24:LEU:H	1.81	0.45
29:DF:75:HIS:HE1	25:DA:1256:G:O2'	1.99	0.45
29:DF:103:LYS:HA	29:DF:106:ARG:CG	2.39	0.45
29:DF:203:GLN:HA	29:DF:206:ILE:O	2.16	0.45
34:DN:80:ALA:O	34:DN:83:ILE:HG13	2.16	0.45
34:DN:117:HIS:CE1	34:DN:120:ARG:HE	2.34	0.45
37:DQ:80:GLU:HB3	37:DQ:81:VAL:H	1.58	0.45
46:DZ:77:ASP:HB2	46:DZ:84:GLU:CG	2.36	0.45
48:D1:11:ARG:HG3	48:D1:61:ARG:C	2.36	0.45
25:DA:330:A:O2'	25:DA:331:A:H8	1.99	0.45
25:DA:585:G:O5'	25:DA:585:G:H8	1.98	0.45
25:DA:815:C:H2'	25:DA:816:C:C6	2.51	0.45
25:DA:828:U:C5	25:DA:829:A:N6	2.84	0.45
25:DA:1349:A:N6	25:DA:1598:C:N4	2.64	0.45
25:DA:1750:G:H2'	25:DA:1751:C:C6	2.50	0.45
25:DA:2408:U:H2'	25:DA:2409:G:C8	2.51	0.45
25:DA:2426:A:H8	25:DA:2426:A:O5'	1.99	0.45
25:DA:2711:A:H3'	25:DA:2712:U:H5'	1.97	0.45
25:DA:2737:G:H2'	25:DA:2738:A:C8	2.51	0.45
25:DA:2825:U:H2'	25:DA:2826:A:O4'	2.16	0.45
1:AA:119:A:H4'	1:AA:120:A:O5'	2.16	0.45
1:AA:277:C:OP1	19:AQ:41:LYS:HE3	2.16	0.45

*Continued on next page...*

*Continued from previous page...*

Atom-1	Atom-2	Interatomic distance (Å)	Clash overlap (Å)
1:AA:303:A:H2'	1:AA:304:U:O4'	2.16	0.45
1:AA:321:A:H2'	1:AA:322:C:C6	2.51	0.45
1:AA:976:G:H5'	1:AA:1358:U:O2'	2.16	0.45
7:AE:48:ALA:HB2	7:AE:57:LYS:HD3	1.98	0.45
13:AK:105:VAL:O	13:AK:105:VAL:HG23	2.15	0.45
14:AL:19:LYS:HD3	14:AL:19:LYS:H	1.81	0.45
14:AL:44:PRO:HG2	14:AL:50:ALA:N	2.28	0.45
19:AQ:40:LYS:HG2	19:AQ:41:LYS:N	2.32	0.45
19:AQ:92:ARG:O	19:AQ:95:TYR:HB2	2.16	0.45
19:AQ:95:TYR:HD2	19:AQ:98:LEU:HD12	1.82	0.45
24:AX:238:ALA:HB1	24:AX:253:GLN:HB3	1.99	0.45
25:BA:441:U:H2'	25:BA:442:G:H8	1.79	0.45
25:BA:1003:G:H2'	25:BA:1004:C:C6	2.51	0.45
25:BA:1198:U:H2'	25:BA:1199:U:C6	2.51	0.45
25:BA:2284:C:H6	25:BA:2284:C:O5'	1.99	0.45
25:BA:2299:G:H2'	25:BA:2300:G:C8	2.52	0.45
27:BD:53:PHE:CE1	27:BD:221:VAL:HG12	2.51	0.45
28:BE:6:GLY:HA2	28:BE:51:PHE:CZ	2.51	0.45
28:BE:33:VAL:HG12	28:BE:89:ASP:O	2.16	0.45
30:BG:129:GLY:HA3	30:BG:163:ALA:O	2.15	0.45
30:BG:178:PHE:HA	30:BG:179:PRO:HD2	1.82	0.45
34:BN:135:LEU:HD23	34:BN:136:GLY:N	2.30	0.45
35:BO:87:ILE:HG22	35:BO:92:GLU:N	2.31	0.45
36:BP:7:ARG:O	36:BP:10:PRO:HD3	2.16	0.45
44:BX:53:LYS:NZ	44:BX:55:ASN:HD21	2.14	0.45
45:BY:6:HIS:HB2	45:BY:7:VAL:H	1.55	0.45
46:BZ:23:LYS:HD3	46:BZ:40:ASP:HA	1.98	0.45
51:B4:40:ILE:O	51:B4:47:VAL:HA	2.17	0.45
51:B4:50:THR:HG22	51:B4:51:TYR:N	2.22	0.45
1:CA:303:A:H2'	1:CA:304:U:O4'	2.16	0.45
1:CA:554:C:H2'	1:CA:555:C:H6	1.81	0.45
1:CA:832:C:H42	1:CA:854:G:H1	1.63	0.45
1:CA:1469:G:H8	1:CA:1469:G:O5'	1.99	0.45
6:CD:3:ARG:HD3	6:CD:5:ILE:CD1	2.46	0.45
7:CE:48:ALA:HB2	7:CE:57:LYS:HD3	1.98	0.45
28:DE:119:ARG:HD2	28:DE:120:TRP:CE2	2.51	0.45
30:DG:77:ILE:HG21	30:DG:80:PHE:HB2	1.97	0.45
30:DG:143:GLU:H	30:DG:143:GLU:CD	2.19	0.45
38:DR:8:ARG:CZ	38:DR:43:GLU:HG3	2.46	0.45
38:DR:55:ALA:CB	38:DR:79:LEU:HD22	2.46	0.45
48:D1:73:LEU:HD21	48:D1:94:LEU:CD2	2.47	0.45

*Continued on next page...*

*Continued from previous page...*

Atom-1	Atom-2	Interatomic distance (Å)	Clash overlap (Å)
49:D2:63:VAL:O	49:D2:67:LYS:HG2	2.16	0.45
25:DA:887:A:H1'	25:DA:889:C:N4	2.31	0.45
25:DA:1154:G:H8	25:DA:1154:G:O5'	2.00	0.45
25:DA:1697:G:H3'	25:DA:1698:A:C5'	2.46	0.45
25:DA:1771:C:HO2'	25:DA:1786:A:H8	1.63	0.45
25:DA:2069:G:C2	25:DA:2070:G:C8	3.04	0.45
25:DA:2862:G:C6	25:DA:2863:C:C4	3.04	0.45
1:AA:729:A:H2'	1:AA:730:G:O4'	2.16	0.45
1:AA:957:U:O2	1:AA:959:A:H8	1.99	0.45
1:AA:1187:G:H5'	11:AI:113:LYS:HE2	1.97	0.45
1:AA:1281:U:H6	1:AA:1281:U:H3'	1.81	0.45
1:AA:1372:U:H2'	1:AA:1373:G:O4'	2.16	0.45
7:AE:145:LYS:HG3	7:AE:149:GLU:OE2	2.16	0.45
9:AG:79:ARG:HE	9:AG:84:ASN:ND2	2.13	0.45
9:AG:106:GLN:O	9:AG:110:GLN:HG3	2.17	0.45
11:AI:3:GLN:HG2	11:AI:20:ARG:HG2	1.98	0.45
11:AI:49:PRO:HB2	11:AI:85:LEU:HD21	1.98	0.45
11:AI:62:TYR:C	11:AI:63:ILE:HD12	2.36	0.45
13:AK:21:ILE:N	13:AK:21:ILE:HD12	2.31	0.45
25:BA:321:G:OP2	29:BF:135:LYS:HA	2.16	0.45
25:BA:389:G:C6	36:BP:71:VAL:HG23	2.51	0.45
25:BA:585:G:H8	25:BA:585:G:O5'	1.98	0.45
25:BA:664:C:H4'	25:BA:941:A:OP1	2.16	0.45
25:BA:1657:C:H2'	25:BA:1658:C:H6	1.82	0.45
25:BA:2436:G:H2'	25:BA:2437:U:C6	2.46	0.45
25:BA:2516:G:C6	25:BA:2517:C:N4	2.85	0.45
25:BA:2711:A:H3'	25:BA:2712:U:H5'	1.97	0.45
26:BB:82:G:C2	26:BB:95:U:C2	3.03	0.45
27:BD:85:ASP:C	27:BD:87:ASN:H	2.19	0.45
27:BD:271:ILE:O	27:BD:272:ALA:HB3	2.16	0.45
32:BI:7:GLU:OE1	32:BI:8:PRO:HD2	2.17	0.45
34:BN:69:VAL:O	34:BN:70:ALA:HB3	2.17	0.45
34:BN:80:ALA:O	34:BN:83:ILE:HG13	2.16	0.45
38:BR:54:LEU:HD23	38:BR:54:LEU:O	2.16	0.45
39:BS:14:VAL:HG11	39:BS:89:ARG:HD3	1.99	0.45
39:BS:26:LEU:O	39:BS:28:VAL:HG23	2.17	0.45
44:BX:51:VAL:HG12	44:BX:52:VAL:N	2.28	0.45
50:B3:3:ARG:HD3	50:B3:36:VAL:HG11	1.99	0.45
1:CA:321:A:H2'	1:CA:322:C:H6	1.81	0.45
1:CA:409:G:OP2	6:CD:22:LYS:HD2	2.16	0.45
1:CA:875:C:H1'	10:CH:15:ASN:OD1	2.16	0.45

*Continued on next page...*



*Continued from previous page...*

Atom-1	Atom-2	Interatomic distance (Å)	Clash overlap (Å)
1:CA:1288:A:N1	1:CA:1371:G:H1'	2.31	0.45
1:CA:1425:U:H2'	1:CA:1426:C:H6	1.81	0.45
6:CD:166:LYS:HD2	6:CD:166:LYS:C	2.37	0.45
8:CF:21:LEU:O	8:CF:25:ILE:HG12	2.16	0.45
10:CH:51:VAL:HG21	10:CH:60:ARG:HG3	1.98	0.45
14:CL:82:VAL:HG21	14:CL:99:ILE:HD11	1.97	0.45
16:CN:24:CYS:O	16:CN:28:GLY:HA2	2.15	0.45
18:CP:26:ARG:NH2	18:CP:31:LYS:HD3	2.32	0.45
20:CR:29:PHE:CD1	20:CR:39:VAL:HG11	2.51	0.45
27:DD:31:LYS:O	27:DD:36:PRO:HD3	2.17	0.45
27:DD:32:SER:HA	27:DD:36:PRO:CG	2.46	0.45
34:DN:105:LEU:O	34:DN:106:LYS:C	2.54	0.45
35:DO:23:ARG:NH1	25:DA:2562:U:H1'	2.32	0.45
37:DQ:63:LYS:HB2	46:DZ:116:VAL:HG11	1.98	0.45
39:DS:34:HIS:N	39:DS:34:HIS:CD2	2.85	0.45
40:DT:3:ARG:HH11	40:DT:6:LEU:HD23	1.81	0.45
47:D0:27:GLU:HB2	47:D0:69:PHE:CD1	2.50	0.45
52:D5:42:PRO:HB2	25:DA:2815:C:O2'	2.17	0.45
55:D8:34:TRP:CG	55:D8:35:GLN:N	2.84	0.45
25:DA:78:A:H2'	25:DA:79:G:C8	2.51	0.45
25:DA:611:C:H2'	25:DA:612:G:O4'	2.15	0.45
25:DA:652:U:C6	25:DA:652:U:H5'	2.51	0.45
25:DA:738:G:H2'	25:DA:739:G:C8	2.52	0.45
25:DA:1022:G:C6	25:DA:1141:U:C5	3.04	0.45
25:DA:1198:U:H2'	25:DA:1199:U:C6	2.52	0.45
25:DA:1259:G:H2'	25:DA:1260:G:C8	2.51	0.45
25:DA:1289:C:H2'	25:DA:1290:C:H6	1.81	0.45
25:DA:2534:A:H2'	25:DA:2535:G:O4'	2.16	0.45
1:AA:17:U:O2'	1:AA:1079:G:H1'	2.17	0.45
1:AA:262:A:H2'	1:AA:263:A:C8	2.50	0.45
1:AA:989:C:H2'	1:AA:990:C:H6	1.81	0.45
1:AA:1072:G:H2'	1:AA:1073:U:C6	2.51	0.45
1:AA:1131:G:H2'	1:AA:1132:C:C6	2.51	0.45
2:AZ:51:C:H2'	2:AZ:52:G:O4'	2.17	0.45
2:AY:4:G:C2	2:AY:70:G:C2	3.05	0.45
4:AB:183:PRO:HA	4:AB:198:ASP:OD1	2.16	0.45
4:AB:187:LEU:HD22	4:AB:188:ALA:N	2.31	0.45
5:AC:6:HIS:CE1	5:AC:8:ILE:HB	2.51	0.45
5:AC:152:ILE:HD11	5:AC:167:TRP:CD1	2.51	0.45
7:AE:69:VAL:HA	7:AE:70:PRO:HD2	1.82	0.45
9:AG:60:LYS:HD2	9:AG:60:LYS:HA	1.78	0.45

*Continued on next page...*

*Continued from previous page...*

Atom-1	Atom-2	Interatomic distance (Å)	Clash overlap (Å)
12:AJ:50:ILE:HA	12:AJ:60:ARG:CB	2.43	0.45
13:AK:102:GLY:C	13:AK:103:LEU:HD22	2.37	0.45
17:AO:39:LEU:HD12	17:AO:56:LEU:HB2	1.98	0.45
20:AR:63:GLN:O	20:AR:66:LEU:HB3	2.15	0.45
24:AX:106:ASP:O	24:AX:204:LYS:HG2	2.15	0.45
24:AX:109:VAL:HB	24:AX:160:PHE:CB	2.46	0.45
25:BA:142:G:H2'	25:BA:143:C:O4'	2.17	0.45
25:BA:943:U:OP2	36:BP:38:GLN:CD	2.55	0.45
25:BA:1021:A:H3'	25:BA:1021:A:C8	2.51	0.45
25:BA:1326:U:H2'	25:BA:1327:C:C6	2.52	0.45
25:BA:2206:C:N3	25:BA:2219:G:C2	2.85	0.45
25:BA:2478:A:H5'	25:BA:2479:G:OP2	2.17	0.45
25:BA:2815:C:H2'	25:BA:2816:C:C6	2.52	0.45
26:BB:40:U:H3'	26:BB:41:U:C5'	2.46	0.45
27:BD:142:VAL:HG23	27:BD:192:THR:C	2.37	0.45
28:BE:176:ILE:O	28:BE:176:ILE:HG22	2.16	0.45
31:BH:149:ARG:HA	31:BH:162:ILE:CG1	2.46	0.45
35:BO:14:THR:O	35:BO:14:THR:HG22	2.17	0.45
37:BQ:42:ILE:HD13	37:BQ:97:VAL:HB	1.99	0.45
37:BQ:69:PHE:HA	37:BQ:70:PRO:HD2	1.86	0.45
53:B6:27:LYS:HG2	53:B6:32:ASN:HD22	1.80	0.45
1:CA:160:A:H2'	1:CA:161:A:O4'	2.16	0.45
1:CA:187:C:H2'	1:CA:188:U:O4'	2.15	0.45
1:CA:522:C:N4	14:CL:52:ARG:HH22	2.02	0.45
1:CA:574:A:H5''	1:CA:575:G:OP2	2.17	0.45
1:CA:584:G:H2'	1:CA:585:G:C8	2.51	0.45
1:CA:603:U:H2'	1:CA:604:G:H8	1.82	0.45
1:CA:842:C:H5''	1:CA:842:C:H6	1.81	0.45
1:CA:1308:U:OP1	15:CM:98:VAL:HG23	2.16	0.45
1:CA:1502:A:H8	1:CA:1505:G:N2	2.14	0.45
1:CA:1504:G:HO2'	1:CA:1505:G:P	2.38	0.45
6:CD:4:TYR:HE1	6:CD:11:LEU:CD1	2.26	0.45
12:CJ:74:ILE:HD13	12:CJ:74:ILE:N	2.29	0.45
20:CR:32:ARG:HA	20:CR:69:THR:HG21	1.98	0.45
21:CS:41:VAL:O	21:CS:44:MET:HB2	2.16	0.45
24:CX:1:MET:O	24:CX:5:LEU:HG	2.17	0.45
29:DF:14:PRO:CD	29:DF:128:ALA:HB2	2.47	0.45
32:DI:6:LEU:HD23	32:DI:6:LEU:N	2.32	0.45
32:DI:7:GLU:OE1	32:DI:8:PRO:HD2	2.17	0.45
36:DP:112:LEU:HD23	36:DP:113:LYS:N	2.32	0.45
37:DQ:68:ILE:HD13	37:DQ:103:MET:HG3	1.99	0.45

*Continued on next page...*

*Continued from previous page...*

Atom-1	Atom-2	Interatomic distance (Å)	Clash overlap (Å)
39:DS:31:SER:HB3	39:DS:34:HIS:HB2	1.97	0.45
40:DT:48:ILE:N	40:DT:48:ILE:HD12	2.31	0.45
51:D4:50:THR:HG22	51:D4:51:TYR:N	2.22	0.45
25:DA:581:C:H2'	25:DA:582:G:H8	1.78	0.45
25:DA:727:A:H2'	25:DA:728:G:C8	2.52	0.45
25:DA:1564:C:H2'	25:DA:1565:C:C6	2.52	0.45
25:DA:1843:C:H2'	25:DA:1844:C:C6	2.52	0.45
26:DB:40:U:H3'	26:DB:41:U:C5'	2.46	0.45
1:AA:139:G:H2'	1:AA:140:A:C8	2.51	0.45
1:AA:160:A:H2'	1:AA:161:A:O4'	2.16	0.45
1:AA:967:C:H2'	1:AA:968:A:C8	2.52	0.45
1:AA:1238:A:C8	1:AA:1303:C:H1'	2.52	0.45
1:AA:1469:G:H8	1:AA:1469:G:O5'	1.99	0.45
2:AY:39:C:H2'	2:AY:40:C:H6	1.82	0.45
4:AB:24:TRP:CD1	4:AB:40:HIS:CE1	3.04	0.45
4:AB:212:GLN:HE22	4:AB:216:SER:HB2	1.82	0.45
9:AG:20:ASP:OD1	9:AG:22:LEU:HB3	2.16	0.45
15:AM:84:ILE:HG23	15:AM:85:GLY:N	2.31	0.45
21:AS:45:VAL:HA	21:AS:62:ILE:HG23	1.98	0.45
24:AX:43:GLU:O	24:AX:47:LEU:HG	2.16	0.45
24:AX:45:ILE:HA	24:AX:48:ILE:HG12	1.98	0.45
24:AX:223:ARG:HG3	24:AX:223:ARG:NH1	2.32	0.45
25:BA:71:A:H4'	25:BA:72:U:H5''	1.98	0.45
25:BA:564:C:H2'	25:BA:565:C:H6	1.81	0.45
25:BA:569:U:H2'	25:BA:570:G:O4'	2.16	0.45
25:BA:727:A:H2'	25:BA:728:G:C8	2.51	0.45
25:BA:733:G:H8	25:BA:733:G:O5'	1.99	0.45
25:BA:990:A:N6	25:BA:1186:G:H1'	2.31	0.45
25:BA:1248:G:OP1	29:BF:92:PRO:HG3	2.16	0.45
25:BA:2054:A:C2	25:BA:2616:C:C2	3.05	0.45
25:BA:2697:G:H2'	25:BA:2698:U:O4'	2.17	0.45
27:BD:67:PHE:CE1	27:BD:157:ARG:NH1	2.81	0.45
27:BD:218:ARG:HB3	27:BD:219:PRO:HD2	1.97	0.45
28:BE:105:THR:HG21	28:BE:164:ARG:CZ	2.46	0.45
30:BG:77:ILE:HG21	30:BG:80:PHE:HB2	1.97	0.45
35:BO:1:MET:H1	35:BO:67:LYS:HB3	1.82	0.45
1:CA:435:C:H2'	1:CA:436:C:C6	2.49	0.45
1:CA:989:C:H2'	1:CA:990:C:H6	1.81	0.45
1:CA:1228:C:P	15:CM:108:ARG:HH22	2.40	0.45
5:CC:184:TYR:CE2	5:CC:186:PHE:HB2	2.51	0.45
6:CD:117:ALA:O	6:CD:121:VAL:HG23	2.17	0.45

*Continued on next page...*

*Continued from previous page...*

Atom-1	Atom-2	Interatomic distance (Å)	Clash overlap (Å)
6:CD:122:ARG:HD3	6:CD:122:ARG:C	2.37	0.45
10:CH:110:ALA:CB	10:CH:121:ASP:HB3	2.47	0.45
11:CI:17:VAL:HG11	11:CI:81:ILE:HA	1.98	0.45
11:CI:49:PRO:HB2	11:CI:85:LEU:HD21	1.98	0.45
14:CL:103:VAL:HG12	14:CL:104:TYR:CD1	2.52	0.45
15:CM:75:ALA:O	15:CM:79:LYS:HG3	2.16	0.45
17:CO:37:ASN:O	17:CO:40:SER:HB3	2.16	0.45
20:CR:29:PHE:CE1	20:CR:31:LEU:HB3	2.52	0.45
24:CX:13:ARG:HD2	24:CX:13:ARG:N	2.27	0.45
24:CX:196:THR:HG21	24:CX:297:GLU:HB2	1.99	0.45
29:DF:197:ASP:O	29:DF:200:GLU:HB3	2.15	0.45
31:DH:149:ARG:HA	31:DH:162:ILE:CG1	2.47	0.45
36:DP:33:ARG:HG2	25:DA:587:C:C5	2.51	0.45
36:DP:72:PRO:HG2	25:DA:2406:U:C5	2.52	0.45
43:DW:62:HIS:O	43:DW:64:MET:HG3	2.16	0.45
43:DW:88:ARG:HB3	43:DW:92:ARG:HB2	1.99	0.45
44:DX:53:LYS:NZ	44:DX:55:ASN:HD21	2.15	0.45
45:DY:11:ASP:H	45:DY:27:VAL:CG2	2.29	0.45
46:DZ:5:LEU:HB3	46:DZ:59:LEU:HD23	1.99	0.45
25:DA:445:C:H2'	25:DA:446:G:O4'	2.17	0.45
25:DA:589:C:H2'	25:DA:590:A:H8	1.82	0.45
25:DA:710:G:C6	25:DA:722:A:C6	3.05	0.45
25:DA:990:A:N6	25:DA:1186:G:H1'	2.31	0.45
25:DA:1326:U:H2'	25:DA:1327:C:C6	2.52	0.45
25:DA:1336:A:H2'	25:DA:1337:G:H8	1.81	0.45
25:DA:2456:C:O5'	25:DA:2456:C:H6	1.99	0.45
25:DA:2815:C:H2'	25:DA:2816:C:C6	2.51	0.45
1:AA:148:G:H2'	1:AA:149:A:C8	2.40	0.45
1:AA:321:A:H2'	1:AA:322:C:H6	1.81	0.45
1:AA:453:A:H5'	18:AP:72:ARG:HG3	1.98	0.45
1:AA:500:G:H2'	1:AA:501:C:C6	2.52	0.45
1:AA:777:A:H2'	1:AA:778:G:H8	1.78	0.45
1:AA:1067:A:H1'	1:AA:1068:G:O4'	2.17	0.45
4:AB:163:PHE:HD1	4:AB:185:ILE:HG13	1.82	0.45
7:AE:43:LEU:HD23	7:AE:43:LEU:C	2.36	0.45
8:AF:11:ASN:HA	8:AF:12:PRO:HD2	1.82	0.45
8:AF:21:LEU:O	8:AF:25:ILE:HG12	2.16	0.45
10:AH:64:LYS:HG2	10:AH:79:VAL:HG21	1.99	0.45
11:AI:27:THR:O	11:AI:62:TYR:HA	2.17	0.45
14:AL:78:GLU:HG2	14:AL:78:GLU:O	2.17	0.45
15:AM:30:ALA:O	15:AM:34:LEU:HG	2.16	0.45

*Continued on next page...*

*Continued from previous page...*

Atom-1	Atom-2	Interatomic distance (Å)	Clash overlap (Å)
15:AM:106:ASN:O	15:AM:107:ALA:HB3	2.16	0.45
24:AX:1:MET:O	24:AX:5:LEU:HG	2.16	0.45
25:BA:270(O):G:H2'	25:BA:270(P):U:H5''	1.98	0.45
25:BA:390:A:H4'	25:BA:391:G:H5'	1.99	0.45
25:BA:579:G:H2'	25:BA:580:C:C6	2.52	0.45
25:BA:1289:C:H2'	25:BA:1290:C:H6	1.82	0.45
25:BA:1418:G:H8	25:BA:1418:G:O5'	2.00	0.45
25:BA:1980:G:H8	25:BA:1980:G:C5'	2.29	0.45
25:BA:2494:G:H2'	25:BA:2495:G:H8	1.82	0.45
28:BE:183:LEU:HD11	40:BT:11:GLU:HG2	1.98	0.45
30:BG:11:TYR:HA	30:BG:15:VAL:HB	1.99	0.45
30:BG:50:ALA:O	30:BG:53:LEU:HB3	2.17	0.45
31:BH:101:ARG:H	31:BH:101:ARG:NE	2.06	0.45
34:BN:141:LYS:C	34:BN:143:LEU:H	2.20	0.45
35:BO:73:ASP:OD1	35:BO:75:SER:HB3	2.17	0.45
36:BP:85:LEU:HD23	36:BP:115:LEU:O	2.15	0.45
36:BP:91:PHE:CE2	36:BP:95:VAL:HG12	2.51	0.45
40:BT:50:ILE:N	40:BT:50:ILE:HD12	2.31	0.45
41:BU:108:GLU:CD	42:BV:44:LYS:HD3	2.37	0.45
45:BY:30:VAL:HG22	45:BY:37:VAL:HG12	1.98	0.45
48:B1:73:LEU:HD21	48:B1:94:LEU:CD2	2.46	0.45
1:CA:69:G:H2'	1:CA:73:G:H8	1.81	0.45
1:CA:119:A:H4'	1:CA:120:A:O5'	2.17	0.45
1:CA:124:G:C6	1:CA:125:U:C4	3.04	0.45
1:CA:419:C:C2	1:CA:425:G:C2	3.04	0.45
1:CA:945:G:H2'	1:CA:945:G:N3	2.32	0.45
1:CA:1053:G:N7	1:CA:1200:C:H5''	2.32	0.45
1:CA:1294:G:H2'	1:CA:1295:G:H8	1.81	0.45
1:CA:1425:U:H2'	1:CA:1426:C:C6	2.52	0.45
8:CF:47:ARG:NH1	8:CF:56:PRO:HB2	2.32	0.45
15:CM:30:ALA:O	15:CM:34:LEU:HG	2.16	0.45
21:CS:15:LEU:HD21	21:CS:35:SER:OG	2.17	0.45
23:CU:14:TRP:HE3	23:CU:15:ARG:HG2	1.81	0.45
24:CX:9:GLU:O	24:CX:12:TYR:HB2	2.17	0.45
24:CX:179:ARG:HD3	24:CX:304:THR:OG1	2.17	0.45
29:DF:6:MET:HB3	29:DF:7:TYR:H	1.50	0.45
29:DF:92:PRO:HG3	25:DA:1248:G:OP1	2.16	0.45
30:DG:66:GLN:CG	30:DG:67:LYS:H	2.26	0.45
34:DN:88:LYS:HB2	34:DN:92:GLN:HB2	1.97	0.45
36:DP:105:LEU:HD23	25:DA:626:U:O2	2.17	0.45
38:DR:90:ARG:HH11	38:DR:117:VAL:HG13	1.82	0.45

*Continued on next page...*

*Continued from previous page...*

Atom-1	Atom-2	Interatomic distance (Å)	Clash overlap (Å)
41:DU:65:ILE:O	41:DU:68:ALA:HB3	2.17	0.45
41:DU:108:GLU:CD	42:DV:44:LYS:HD3	2.37	0.45
46:DZ:41:LEU:O	46:DZ:45:ASP:HB2	2.16	0.45
53:D6:27:LYS:HG3	25:DA:2286:A:OP2	2.16	0.45
25:DA:1298:C:H2'	25:DA:1299:G:O4'	2.17	0.45
1:AA:32:A:H2'	1:AA:33:A:C8	2.52	0.45
4:AB:158:LEU:HD12	4:AB:158:LEU:N	2.32	0.45
4:AB:169:LYS:HE2	4:AB:169:LYS:C	2.37	0.45
6:AD:22:LYS:HB2	6:AD:26:CYS:SG	2.57	0.45
6:AD:209:ARG:HA	6:AD:209:ARG:HD2	1.78	0.45
15:AM:90:LEU:O	15:AM:93:ARG:HB2	2.16	0.45
25:BA:914:C:H2'	25:BA:915:C:H5'	1.99	0.45
25:BA:1331:A:HO2'	25:BA:1332:G:H8	1.64	0.45
25:BA:1917:U:H2'	25:BA:1918:A:C8	2.52	0.45
25:BA:2110:G:H4'	25:BA:2145:C:H42	1.80	0.45
25:BA:2206:C:H2'	25:BA:2207:C:C6	2.49	0.45
25:BA:2262:U:H4'	25:BA:2328:A:C2	2.51	0.45
25:BA:2306:C:H4'	30:BG:136:ARG:NH2	2.32	0.45
27:BD:142:VAL:HG23	27:BD:192:THR:O	2.17	0.45
28:BE:9:VAL:HG21	40:BT:7:ILE:HG21	1.99	0.45
29:BF:123:LEU:HD12	29:BF:192:LEU:HD22	1.99	0.45
30:BG:5:LEU:HD12	30:BG:101:ILE:HG22	1.99	0.45
37:BQ:65:PHE:HB2	37:BQ:105:GLU:HG3	1.98	0.45
46:BZ:118:GLN:HB2	46:BZ:173:ALA:C	2.37	0.45
48:B1:82:LEU:HD12	48:B1:82:LEU:N	2.32	0.45
1:CA:44:G:N2	1:CA:45:U:H1'	2.32	0.45
1:CA:334:C:H2'	1:CA:335:C:C6	2.52	0.45
1:CA:1220:G:H21	21:CS:54:GLY:CA	2.23	0.45
1:CA:1511:G:H8	1:CA:1511:G:O5'	2.00	0.45
4:CB:163:PHE:HD1	4:CB:185:ILE:HG13	1.81	0.45
8:CF:55:ASP:HA	8:CF:56:PRO:HD2	1.79	0.45
12:CJ:4:ILE:HG22	12:CJ:5:ARG:N	2.31	0.45
17:CO:8:LYS:O	17:CO:12:ILE:HG13	2.16	0.45
21:CS:51:VAL:O	21:CS:58:VAL:HG22	2.17	0.45
24:CX:69:GLU:O	24:CX:73:MET:HG3	2.17	0.45
28:DE:128:SER:HB3	25:DA:1993:U:H4'	1.97	0.45
30:DG:75:LYS:HB3	30:DG:76:SER:H	1.52	0.45
30:DG:129:GLY:HA3	30:DG:163:ALA:O	2.16	0.45
39:DS:26:LEU:O	39:DS:28:VAL:HG23	2.17	0.45
41:DU:92:ARG:CZ	42:DV:11:GLN:HG3	2.47	0.45
47:D0:29:GLN:O	47:D0:66:VAL:HA	2.17	0.45

*Continued on next page...*

*Continued from previous page...*

Atom-1	Atom-2	Interatomic distance (Å)	Clash overlap (Å)
47:D0:36:ILE:HG23	47:D0:58:THR:HG23	1.99	0.45
54:D7:34:ARG:HD2	54:D7:39:ARG:HG3	1.99	0.45
25:DA:572:A:H5''	25:DA:573:G:OP2	2.17	0.45
25:DA:609(B):G:H2'	25:DA:610:C:C6	2.51	0.45
25:DA:1516:U:H2'	25:DA:1517:G:C8	2.51	0.45
25:DA:1677:A:C5	25:DA:1678:G:C5	3.05	0.45
25:DA:1843:C:H2'	25:DA:1844:C:H6	1.82	0.45
25:DA:2251:G:O5'	25:DA:2251:G:H8	1.99	0.45
25:DA:2487:G:H2'	25:DA:2488:A:C8	2.52	0.45
25:DA:2494:G:H2'	25:DA:2495:G:H8	1.82	0.45
1:AA:92:G:C5	1:AA:93:U:C4	3.05	0.45
1:AA:572:A:N3	1:AA:917:G:H1'	2.31	0.45
1:AA:1055:A:C5	1:AA:1206:G:C6	3.05	0.45
1:AA:1116:C:H2'	1:AA:1117:G:H5''	1.99	0.45
1:AA:1498:U:H4'	1:AA:1499:A:O5'	2.17	0.45
1:AA:1507:A:H5'	1:AA:1507:A:H8	1.81	0.45
4:AB:25:ASN:HB3	4:AB:27:LYS:HE2	1.99	0.45
9:AG:78:ARG:NH1	9:AG:156:TRP:HB3	2.31	0.45
10:AH:40:ALA:HB2	10:AH:45:ILE:HG12	1.97	0.45
11:AI:17:VAL:HG11	11:AI:81:ILE:HA	1.98	0.45
17:AO:40:SER:O	17:AO:44:LYS:HD2	2.16	0.45
24:AX:91:GLU:O	24:AX:94:ARG:HB3	2.17	0.45
24:AX:223:ARG:HA	24:AX:236:ASP:CB	2.46	0.45
25:BA:570:G:H2'	25:BA:2030:A:N7	2.31	0.45
25:BA:710:G:C6	25:BA:722:A:C6	3.05	0.45
25:BA:1011:G:OP1	41:BU:75:ASN:HB3	2.17	0.45
25:BA:1259:G:H2'	25:BA:1260:G:H8	1.80	0.45
25:BA:1607:C:H4'	25:BA:1608:A:O5'	2.17	0.45
25:BA:1820:U:C2	27:BD:202:LYS:HB3	2.51	0.45
25:BA:2716:U:H2'	25:BA:2717:G:C8	2.51	0.45
27:BD:27:THR:O	27:BD:27:THR:HG23	2.16	0.45
27:BD:163:ALA:HA	27:BD:176:ARG:O	2.17	0.45
32:BI:40:THR:O	32:BI:44:LEU:HG	2.17	0.45
40:BT:68:TYR:N	40:BT:68:TYR:CD2	2.83	0.45
43:BW:26:GLY:C	43:BW:27:LYS:HD2	2.37	0.45
44:BX:30:VAL:HG11	44:BX:39:ILE:CD1	2.46	0.45
48:B1:19:GLN:HG2	48:B1:41:ARG:CB	2.46	0.45
1:CA:678:U:H2'	1:CA:679:C:H6	1.82	0.45
1:CA:794:A:H2'	1:CA:795:C:C6	2.51	0.45
1:CA:913:A:H4'	1:CA:914:A:O5'	2.16	0.45
1:CA:1493:A:C6	25:DA:1913:A:N7	2.84	0.45

*Continued on next page...*

*Continued from previous page...*

Atom-1	Atom-2	Interatomic distance (Å)	Clash overlap (Å)
7:CE:47:LYS:HD3	7:CE:47:LYS:N	2.32	0.45
9:CG:78:ARG:NH1	9:CG:156:TRP:HB3	2.32	0.45
12:CJ:4:ILE:HB	12:CJ:74:ILE:HG12	1.99	0.45
27:DD:40:THR:HG22	27:DD:41:GLY:N	2.32	0.45
28:DE:145:LYS:HG3	25:DA:2572:A:N7	2.31	0.45
29:DF:92:PRO:HG3	25:DA:1248:G:P	2.57	0.45
29:DF:127:GLU:HB2	29:DF:196:LEU:HD12	1.98	0.45
30:DG:16:ARG:N	30:DG:17:PRO:HD2	2.32	0.45
34:DN:141:LYS:C	34:DN:143:LEU:H	2.19	0.45
36:DP:84:ASN:HA	36:DP:115:LEU:O	2.16	0.45
37:DQ:52:VAL:HG23	46:DZ:183:LEU:HD13	1.99	0.45
38:DR:104:ARG:CG	38:DR:104:ARG:NH1	2.66	0.45
51:D4:40:ILE:O	51:D4:47:VAL:HA	2.16	0.45
25:DA:67:U:H2'	25:DA:68:G:H8	1.81	0.45
25:DA:304:G:C6	25:DA:305:U:C4	3.05	0.45
25:DA:725:G:H8	25:DA:725:G:O5'	1.99	0.45
25:DA:823:G:C6	25:DA:824:A:C6	3.05	0.45
25:DA:984:A:H5''	25:DA:985:C:C5	2.51	0.45
25:DA:2090:G:C6	25:DA:2230:G:C6	3.05	0.45
1:AA:953:G:C6	1:AA:954:G:C5	3.05	0.45
1:AA:973:G:H4'	12:AJ:54:PHE:O	2.17	0.45
1:AA:1141:C:H2'	1:AA:1142:G:C8	2.52	0.45
1:AA:1216:G:H5''	16:AN:5:ALA:CB	2.46	0.45
6:AD:166:LYS:HD2	6:AD:166:LYS:C	2.37	0.45
10:AH:110:ALA:CB	10:AH:121:ASP:HB3	2.46	0.45
14:AL:57:VAL:O	14:AL:59:LEU:HD22	2.17	0.45
18:AP:4:ILE:HG13	18:AP:21:VAL:CG1	2.44	0.45
20:AR:41:LYS:HE3	20:AR:42:ARG:HH21	1.82	0.45
24:AX:19:LEU:O	24:AX:19:LEU:HD23	2.17	0.45
24:AX:128:PHE:CE2	24:AX:158:VAL:HG11	2.52	0.45
24:AX:317:ILE:HD13	24:AX:317:ILE:H	1.82	0.45
25:BA:342:G:H2'	25:BA:343:C:H6	1.82	0.45
25:BA:815:C:H2'	25:BA:816:C:C6	2.52	0.45
25:BA:938:G:C2	25:BA:939:G:N7	2.85	0.45
25:BA:1769:G:C6	25:BA:1984:G:C6	3.04	0.45
25:BA:1993:U:H4'	28:BE:128:SER:HB3	1.98	0.45
25:BA:2077:A:C5	25:BA:2435:A:C5	3.04	0.45
25:BA:2260:C:H2'	25:BA:2261:C:H6	1.82	0.45
25:BA:2286:A:OP2	53:B6:27:LYS:HG3	2.16	0.45
25:BA:2767:C:H2'	25:BA:2768:C:C6	2.52	0.45
26:BB:49:C:O5'	26:BB:49:C:H6	2.00	0.45

*Continued on next page...*



*Continued from previous page...*

Atom-1	Atom-2	Interatomic distance (Å)	Clash overlap (Å)
27:BD:35:LYS:HZ1	27:BD:104:TYR:H	1.65	0.45
31:BH:137:ASP:OD1	31:BH:139:GLN:HB3	2.16	0.45
36:BP:84:ASN:HA	36:BP:115:LEU:O	2.17	0.45
37:BQ:65:PHE:HZ	46:BZ:118:GLN:HE22	1.65	0.45
38:BR:42:LYS:O	38:BR:45:ARG:HB3	2.16	0.45
39:BS:34:HIS:CD2	39:BS:34:HIS:N	2.85	0.45
42:BV:69:LYS:HA	42:BV:88:ARG:HB3	1.99	0.45
1:CA:73:G:C2	1:CA:99:C:C2	3.05	0.45
1:CA:139:G:H2'	1:CA:140:A:C8	2.51	0.45
1:CA:328:C:H4'	1:CA:329:A:O5'	2.17	0.45
1:CA:604:G:C2	1:CA:635:G:C5	3.05	0.45
1:CA:823:G:H2'	1:CA:824:C:C6	2.52	0.45
1:CA:948:C:OP1	15:CM:107:ALA:HA	2.16	0.45
1:CA:973:G:H4'	12:CJ:54:PHE:O	2.17	0.45
1:CA:973:G:OP1	1:CA:974:A:H3'	2.16	0.45
1:CA:979:C:H3'	1:CA:980:C:C5'	2.38	0.45
1:CA:1141:C:H2'	1:CA:1142:G:C8	2.52	0.45
1:CA:1216:G:H5''	16:CN:5:ALA:CB	2.47	0.45
1:CA:1320:C:N4	21:CS:36:ARG:HG3	2.32	0.45
1:CA:1346:A:N6	1:CA:1374:A:H3'	2.27	0.45
4:CB:96:ARG:HD2	4:CB:96:ARG:H	1.82	0.45
4:CB:115:LEU:HD12	4:CB:118:LEU:HD12	1.99	0.45
10:CH:23:SER:HB3	10:CH:62:TYR:HA	1.99	0.45
14:CL:23:VAL:HG13	14:CL:97:TYR:HE2	1.78	0.45
15:CM:2:ALA:C	15:CM:9:ILE:HG23	2.38	0.45
24:CX:243:HIS:HB3	24:CX:246:THR:OG1	2.17	0.45
27:DD:35:LYS:HZ1	27:DD:104:TYR:H	1.65	0.45
29:DF:34:TRP:CH2	36:DP:12:ALA:HB2	2.52	0.45
29:DF:123:LEU:HD12	29:DF:192:LEU:HD22	1.99	0.45
30:DG:5:LEU:HD12	30:DG:101:ILE:HG22	1.99	0.45
30:DG:98:ARG:HH12	26:DB:43:C:H4'	1.82	0.45
37:DQ:65:PHE:HB2	37:DQ:105:GLU:HG3	1.98	0.45
47:D0:32:ARG:CA	47:D0:35:ASN:HD21	2.30	0.45
25:DA:310:A:O2'	25:DA:311:A:H2'	2.17	0.45
25:DA:471:A:H2'	25:DA:472:A:O4'	2.16	0.45
25:DA:583:G:C6	25:DA:584:C:C5	3.04	0.45
25:DA:836:G:H8	25:DA:836:G:O5'	2.00	0.45
25:DA:1308:A:H2'	25:DA:1309:G:O4'	2.17	0.45
25:DA:1686:C:H2'	25:DA:1687:G:O4'	2.17	0.45
25:DA:1735:U:H2'	25:DA:1741:C:C6	2.52	0.45
25:DA:2284:C:O5'	25:DA:2284:C:H6	2.00	0.45

*Continued on next page...*

*Continued from previous page...*

Atom-1	Atom-2	Interatomic distance (Å)	Clash overlap (Å)
25:DA:2821:A:OP2	25:DA:2822:G:OP2	2.34	0.45
26:DB:9:G:C6	26:DB:112:G:C6	3.05	0.45
1:AA:73:G:C2	1:AA:99:C:C2	3.05	0.45
1:AA:296:U:H2'	1:AA:297:G:H8	1.78	0.45
1:AA:604:G:C2	1:AA:635:G:C5	3.05	0.45
1:AA:799:G:C2	1:AA:800:G:H1'	2.52	0.45
1:AA:1066:C:H3'	1:AA:1067:A:C8	2.51	0.45
1:AA:1220:G:H21	21:AS:54:GLY:CA	2.23	0.45
4:AB:162:ILE:HD11	4:AB:184:VAL:HG22	1.98	0.45
7:AE:92:LYS:O	7:AE:118:ILE:HD12	2.17	0.45
18:AP:26:ARG:HH22	18:AP:31:LYS:HD3	1.81	0.45
21:AS:41:VAL:O	21:AS:44:MET:HB2	2.16	0.45
23:AU:12:LYS:HB3	23:AU:17:THR:O	2.16	0.45
24:AX:180:VAL:HG13	24:AX:195:SER:HB2	1.99	0.45
24:AX:246:THR:OG1	24:AX:248:ILE:HG22	2.16	0.45
25:BA:422:A:C6	25:BA:423:A:C6	3.05	0.45
25:BA:582:G:C2	25:BA:1259:G:C2	3.05	0.45
25:BA:618(A):G:C2	25:BA:618(B):C:C2	3.05	0.45
25:BA:1054:A:H2'	25:BA:1055:G:C8	2.52	0.45
25:BA:1614:A:N6	43:BW:88:ARG:H	2.15	0.45
25:BA:1662:C:H2'	25:BA:1663:C:C6	2.52	0.45
25:BA:1965:C:H3'	25:BA:1966:A:H5''	2.00	0.45
25:BA:2496:C:OP1	37:BQ:81:VAL:HG13	2.17	0.45
25:BA:2825:U:H2'	25:BA:2826:A:O4'	2.17	0.45
30:BG:38:VAL:HG12	30:BG:39:ILE:N	2.32	0.45
35:BO:61:VAL:O	35:BO:84:ALA:HB1	2.17	0.45
36:BP:83:VAL:HG13	36:BP:114:ILE:HA	1.99	0.45
41:BU:65:ILE:O	41:BU:68:ALA:HB3	2.17	0.45
43:BW:69:LEU:HD13	43:BW:107:LEU:HD23	1.99	0.45
46:BZ:9:TYR:OH	46:BZ:61:LEU:HD13	2.17	0.45
49:B2:1:MET:SD	49:B2:1:MET:O	2.75	0.45
49:B2:21:LEU:CD1	49:B2:64:LEU:HB3	2.46	0.45
55:B8:22:VAL:HB	55:B8:54:GLU:HG2	1.98	0.45
1:CA:453:A:H5'	18:CP:72:ARG:HG3	1.99	0.45
1:CA:505:G:C6	1:CA:535:A:C2	3.05	0.45
1:CA:515:G:C2	1:CA:537:G:C2	3.05	0.45
1:CA:1191:A:H2'	1:CA:1192:C:C6	2.52	0.45
6:CD:105:VAL:HG21	6:CD:121:VAL:HG22	1.98	0.45
9:CG:70:LYS:HG3	9:CG:96:GLN:HB3	1.99	0.45
14:CL:78:GLU:HG2	14:CL:78:GLU:O	2.17	0.45
15:CM:24:GLY:O	15:CM:25:ILE:HD13	2.16	0.45

*Continued on next page...*

*Continued from previous page...*

Atom-1	Atom-2	Interatomic distance (Å)	Clash overlap (Å)
24:CX:43:GLU:O	24:CX:47:LEU:HG	2.17	0.45
24:CX:109:VAL:HB	24:CX:160:PHE:CB	2.46	0.45
34:DN:57:LEU:HD11	34:DN:139:LEU:O	2.17	0.45
36:DP:23:PRO:O	36:DP:33:ARG:HA	2.17	0.45
40:DT:50:ILE:HD12	40:DT:50:ILE:N	2.32	0.45
44:DX:26:TYR:CD1	44:DX:89:ILE:HG12	2.52	0.45
25:DA:342:G:H2'	25:DA:343:C:H6	1.82	0.45
25:DA:1003:G:H2'	25:DA:1004:C:C6	2.52	0.45
25:DA:1461:G:H2'	25:DA:1462:C:H6	1.82	0.45
25:DA:1809:A:H2'	25:DA:1810:A:C8	2.52	0.45
25:DA:2121:G:H2'	25:DA:2122:U:C6	2.52	0.45
25:DA:2260:C:H2'	25:DA:2261:C:H6	1.82	0.45
25:DA:2420:C:O5'	25:DA:2420:C:H6	2.01	0.45
25:DA:2469:A:H2	25:DA:2481:G:H21	1.65	0.45
25:DA:2516:G:C6	25:DA:2517:C:N4	2.84	0.45
25:DA:2619:C:O2'	25:DA:2620:C:H5'	2.17	0.45
25:DA:2712:U:H1'	25:DA:712(B):A:H8	1.79	0.45
1:AA:192:U:H2'	1:AA:193:C:H6	1.82	0.44
1:AA:198:G:C6	1:AA:220:G:C2	3.05	0.44
1:AA:328:C:H4'	1:AA:329:A:O5'	2.17	0.44
1:AA:585:G:H4'	14:AL:7:ASN:HD21	1.82	0.44
1:AA:688:G:N2	1:AA:699:C:O2	2.49	0.44
1:AA:918:A:H2'	1:AA:919:A:O4'	2.17	0.44
1:AA:1228:C:P	15:AM:108:ARG:HH22	2.40	0.44
4:AB:55:PHE:CE1	4:AB:218:ALA:HA	2.50	0.44
5:AC:184:TYR:CE2	5:AC:186:PHE:HB2	2.51	0.44
7:AE:59:GLY:O	7:AE:63:ARG:HG3	2.17	0.44
12:AJ:34:VAL:HG22	12:AJ:74:ILE:HG22	1.99	0.44
13:AK:29:ILE:C	13:AK:29:ILE:HD12	2.37	0.44
17:AO:33:THR:HG21	17:AO:85:LEU:HD22	1.99	0.44
17:AO:41:GLU:O	17:AO:44:LYS:HB2	2.18	0.44
21:AS:28:LYS:HE2	21:AS:29:ARG:HH12	1.81	0.44
25:BA:195:A:N7	25:BA:197:A:OP1	2.50	0.44
25:BA:579:G:C2	25:BA:1262:A:C4	3.04	0.44
25:BA:616:A:O2'	25:BA:617:G:P	2.75	0.44
25:BA:725:G:H8	25:BA:725:G:O5'	1.99	0.44
25:BA:768:G:O2'	25:BA:1379:A:N6	2.46	0.44
25:BA:1003:G:H2'	25:BA:1004:C:H6	1.82	0.44
25:BA:1098:A:H2'	25:BA:1099:G:H8	1.81	0.44
25:BA:1754:C:H2'	25:BA:1755:A:O4'	2.18	0.44
25:BA:2476:A:H2'	25:BA:2477:C:H5''	1.99	0.44

*Continued on next page...*

*Continued from previous page...*

Atom-1	Atom-2	Interatomic distance (Å)	Clash overlap (Å)
26:BB:9:G:C6	26:BB:112:G:C6	3.05	0.44
28:BE:183:LEU:HD21	40:BT:11:GLU:HG2	1.99	0.44
32:BI:53:ALA:O	32:BI:57:ARG:HB2	2.16	0.44
34:BN:117:HIS:CE1	34:BN:120:ARG:HE	2.35	0.44
37:BQ:68:ILE:HD13	37:BQ:103:MET:HG3	1.99	0.44
39:BS:87:PHE:CE2	39:BS:89:ARG:HA	2.52	0.44
41:BU:79:PHE:CD1	41:BU:79:PHE:C	2.90	0.44
46:BZ:5:LEU:HB3	46:BZ:59:LEU:HD23	1.99	0.44
47:B0:32:ARG:CA	47:B0:35:ASN:HD21	2.30	0.44
54:B7:3:ARG:HD3	54:B7:3:ARG:HA	1.81	0.44
54:B7:24:THR:HG23	54:B7:27:GLY:HA3	1.98	0.44
1:CA:112:G:H5'	1:CA:389:A:H4'	1.99	0.44
1:CA:176:C:H5''	22:CT:29:LYS:HZ2	1.82	0.44
1:CA:729:A:H2'	1:CA:730:G:O4'	2.17	0.44
1:CA:935:A:H2'	1:CA:936:C:H6	1.82	0.44
1:CA:1066:C:H3'	1:CA:1067:A:C8	2.52	0.44
2:CY:65:C:H2'	2:CY:66:C:C6	2.52	0.44
6:CD:13:ARG:NH1	6:CD:36:ARG:HD3	2.32	0.44
7:CE:43:LEU:C	7:CE:43:LEU:HD23	2.36	0.44
7:CE:59:GLY:O	7:CE:63:ARG:HG3	2.17	0.44
10:CH:51:VAL:HG21	10:CH:60:ARG:CG	2.47	0.44
15:CM:98:VAL:C	15:CM:99:ARG:HD2	2.38	0.44
24:CX:238:ALA:HB1	24:CX:253:GLN:HB3	1.99	0.44
27:DD:129:ASN:H	27:DD:193:VAL:HG12	1.81	0.44
27:DD:142:VAL:HG23	27:DD:192:THR:C	2.37	0.44
28:DE:105:THR:HG21	28:DE:164:ARG:CZ	2.47	0.44
29:DF:67:GLN:NE2	25:DA:675:A:C4'	2.81	0.44
30:DG:60:LEU:C	30:DG:60:LEU:HD13	2.37	0.44
31:DH:102:ALA:HB2	31:DH:117:PRO:HD3	1.99	0.44
31:DH:109:PHE:CZ	31:DH:152:ARG:HD3	2.51	0.44
32:DI:62:LYS:HE3	32:DI:136:VAL:CG2	2.47	0.44
34:DN:58:ARG:C	34:DN:60:LYS:H	2.20	0.44
36:DP:121:LYS:O	36:DP:123:LEU:HD23	2.16	0.44
37:DQ:65:PHE:HZ	46:DZ:118:GLN:HE22	1.64	0.44
38:DR:54:LEU:HD11	38:DR:65:LEU:HD23	1.98	0.44
39:DS:49:VAL:HG13	39:DS:76:LYS:HD2	1.99	0.44
43:DW:19:LEU:HB3	52:D5:25:LEU:CD1	2.47	0.44
43:DW:25:ARG:NH1	43:DW:25:ARG:HB2	2.33	0.44
43:DW:26:GLY:C	43:DW:27:LYS:HD2	2.37	0.44
44:DX:23:GLU:HG3	44:DX:24:GLY:N	2.25	0.44
44:DX:30:VAL:HG11	44:DX:39:ILE:HD12	1.98	0.44

*Continued on next page...*

*Continued from previous page...*

Atom-1	Atom-2	Interatomic distance (Å)	Clash overlap (Å)
46:DZ:5:LEU:HD21	46:DZ:39:VAL:HB	1.99	0.44
52:D5:4:HIS:O	25:DA:2056:G:N2	2.50	0.44
25:DA:272:G:C2	25:DA:273(A):G:C4	3.05	0.44
25:DA:449:A:C6	25:DA:450:G:C5	3.05	0.44
25:DA:791:C:H4'	25:DA:792:G:OP1	2.17	0.44
25:DA:847:U:H3	25:DA:934:G:N2	2.16	0.44
25:DA:1259:G:H2'	25:DA:1260:G:H8	1.82	0.44
25:DA:1569:A:H2'	25:DA:1570:A:O4'	2.16	0.44
25:DA:1587:A:H2'	25:DA:1588:C:H6	1.82	0.44
25:DA:1600:C:O2'	25:DA:1601:G:H5'	2.16	0.44
25:DA:1817:G:C6	25:DA:1818:U:C5	3.05	0.44
25:DA:2065:C:H1'	25:DA:2449:U:O2	2.16	0.44
25:DA:2115:G:H4'	25:DA:2166:G:H2'	1.98	0.44
25:DA:2299:G:H2'	25:DA:2300:G:C8	2.52	0.44
25:DA:2732:G:O2'	25:DA:2733:A:H5'	2.17	0.44
1:AA:124:G:C6	1:AA:125:U:C4	3.05	0.44
1:AA:451:A:H61	1:AA:480:U:H2'	1.81	0.44
1:AA:702:A:C6	25:BA:1848:A:C6	3.05	0.44
1:AA:823:G:H2'	1:AA:824:C:C6	2.52	0.44
2:AY:68:C:H2'	2:AY:69:C:C6	2.52	0.44
7:AE:137:GLU:OE1	7:AE:140:ARG:HB3	2.16	0.44
17:AO:8:LYS:O	17:AO:12:ILE:HG13	2.17	0.44
24:AX:69:GLU:O	24:AX:73:MET:HG3	2.17	0.44
25:BA:173:G:H2'	25:BA:174:C:C6	2.52	0.44
25:BA:675:A:H8	25:BA:675:A:H5''	1.82	0.44
25:BA:828:U:C5	25:BA:829:A:N6	2.85	0.44
25:BA:1336:A:H2'	25:BA:1337:G:H8	1.81	0.44
25:BA:1980:G:C6	25:BA:1982:C:N4	2.85	0.44
26:BB:60:C:H2'	26:BB:61:G:C8	2.51	0.44
27:BD:25:THR:HG21	27:BD:82:ILE:H	1.81	0.44
29:BF:14:PRO:CD	29:BF:128:ALA:HB2	2.46	0.44
30:BG:60:LEU:HD13	30:BG:60:LEU:C	2.37	0.44
30:BG:111:LEU:HB2	30:BG:112:PRO:HD3	1.99	0.44
32:BI:66:GLU:HB3	32:BI:67:ARG:NH1	2.31	0.44
34:BN:40:ASP:CG	34:BN:41:ALA:N	2.71	0.44
35:BO:19:ILE:HD13	35:BO:19:ILE:H	1.82	0.44
38:BR:17:ARG:HG3	38:BR:18:LEU:N	2.32	0.44
38:BR:72:ASP:O	38:BR:76:VAL:HG12	2.17	0.44
44:BX:30:VAL:HG11	44:BX:39:ILE:HD12	1.98	0.44
49:B2:17:SER:HB3	49:B2:18:PRO:HD3	1.97	0.44
1:CA:109:A:C6	1:CA:326:G:C6	3.06	0.44

*Continued on next page...*

*Continued from previous page...*

Atom-1	Atom-2	Interatomic distance (Å)	Clash overlap (Å)
1:CA:401:C:H2'	1:CA:402:G:C8	2.52	0.44
1:CA:627:G:H2'	1:CA:628:G:H8	1.82	0.44
1:CA:711:G:O2'	1:CA:712:A:H5'	2.16	0.44
1:CA:957:U:H4'	21:CS:79:THR:HB	1.99	0.44
1:CA:967:C:H2'	1:CA:968:A:C8	2.52	0.44
1:CA:1049:U:H4'	1:CA:1050:G:OP2	2.17	0.44
1:CA:1226:C:H2'	15:CM:103:THR:HB	1.99	0.44
1:CA:1300:G:O2'	1:CA:1301:U:OP2	2.35	0.44
1:CA:1314:C:H5	21:CS:6:LYS:HZ1	1.63	0.44
1:CA:1380:U:O2'	9:CG:3:ARG:HD3	2.18	0.44
1:CA:1514:C:H2'	1:CA:1515:C:C6	2.52	0.44
4:CB:212:GLN:HE22	4:CB:216:SER:HB2	1.82	0.44
6:CD:93:PHE:CE1	6:CD:97:LEU:HD11	2.52	0.44
14:CL:19:LYS:HD3	14:CL:19:LYS:H	1.82	0.44
24:CX:230:GLN:HE21	25:DA:2506:U:H1'	1.82	0.44
27:DD:27:THR:HG23	27:DD:27:THR:O	2.17	0.44
27:DD:119:ALA:HA	27:DD:130:ALA:O	2.17	0.44
28:DE:86:PRO:HB2	28:DE:87:GLU:H	1.61	0.44
29:DF:45:ARG:HH12	25:DA:443:A:C2'	2.27	0.44
29:DF:169:ASN:ND2	25:DA:322:A:H2'	2.32	0.44
37:DQ:81:VAL:HG12	37:DQ:82:ARG:N	2.32	0.44
41:DU:8:VAL:HG13	41:DU:11:ARG:HH21	1.81	0.44
45:DY:81:LYS:CD	45:DY:97:ARG:HB3	2.43	0.44
25:DA:535:C:H6	25:DA:535:C:O5'	2.00	0.44
25:DA:1542:G:N3	25:DA:1542:G:H5'	2.32	0.44
25:DA:1826:G:H2'	25:DA:1827:C:C6	2.52	0.44
25:DA:1961:C:O2'	25:DA:1962:C:H5'	2.17	0.44
25:DA:2688:U:H1'	25:DA:2721:A:N6	2.33	0.44
25:DA:2767:C:H2'	25:DA:2768:C:C6	2.53	0.44
1:AA:309:G:H1'	1:AA:608:A:N1	2.32	0.44
1:AA:327:A:HO2'	1:AA:329:A:H8	1.61	0.44
1:AA:522:C:H5''	14:AL:119:TYR:OH	2.16	0.44
1:AA:574:A:H5''	1:AA:575:G:OP2	2.17	0.44
1:AA:842:C:H5''	1:AA:842:C:H6	1.81	0.44
1:AA:1089:G:C2	1:AA:1090:U:C2	3.05	0.44
1:AA:1521:G:H2'	1:AA:1522:U:H6	1.82	0.44
4:AB:96:ARG:HD2	4:AB:96:ARG:H	1.82	0.44
4:AB:115:LEU:HD12	4:AB:118:LEU:HD12	1.99	0.44
11:AI:69:GLY:O	11:AI:73:GLN:HG3	2.18	0.44
14:AL:65:VAL:HG12	14:AL:66:THR:N	2.30	0.44
21:AS:11:VAL:HG22	21:AS:12:ASP:H	1.83	0.44

*Continued on next page...*

*Continued from previous page...*

Atom-1	Atom-2	Interatomic distance (Å)	Clash overlap (Å)
24:AX:133:ARG:O	24:AX:136:GLU:HB2	2.17	0.44
25:BA:72:U:H6	49:B2:61:LEU:HD23	1.83	0.44
25:BA:304:G:C6	25:BA:305:U:C4	3.04	0.44
25:BA:854:G:H1	25:BA:923:C:H42	1.65	0.44
25:BA:937:U:H2'	25:BA:938:G:O4'	2.18	0.44
25:BA:1278:A:H2'	25:BA:1279:G:C8	2.52	0.44
25:BA:1817:G:C6	25:BA:1818:U:C5	3.05	0.44
25:BA:1952:A:C5	25:BA:1953:A:C6	3.06	0.44
27:BD:108:PRO:HG2	27:BD:111:LEU:HD23	1.99	0.44
29:BF:192:LEU:HD23	29:BF:193:VAL:N	2.33	0.44
31:BH:43:VAL:HA	31:BH:52:VAL:HG22	2.00	0.44
34:BN:58:ARG:C	34:BN:60:LYS:H	2.21	0.44
36:BP:59:LEU:HA	36:BP:61:ARG:CZ	2.47	0.44
37:BQ:63:LYS:HB2	46:BZ:116:VAL:HG11	1.99	0.44
38:BR:55:ALA:CB	38:BR:79:LEU:HD22	2.46	0.44
39:BS:26:LEU:C	39:BS:88:ASP:HB3	2.38	0.44
45:BY:14:LEU:HD23	45:BY:14:LEU:C	2.38	0.44
45:BY:59:GLY:C	45:BY:61:ILE:H	2.21	0.44
47:B0:36:ILE:HG23	47:B0:58:THR:HG23	1.97	0.44
1:CA:309:G:H1'	1:CA:608:A:N1	2.33	0.44
1:CA:934:C:H5	1:CA:1344:C:H2'	1.82	0.44
1:CA:1131:G:H2'	1:CA:1132:C:C6	2.52	0.44
1:CA:1415:G:H2'	1:CA:1416:G:C8	2.52	0.44
1:CA:1507:A:H5'	1:CA:1507:A:H8	1.81	0.44
4:CB:70:PHE:HA	4:CB:163:PHE:O	2.17	0.44
4:CB:169:LYS:HE2	4:CB:169:LYS:C	2.38	0.44
19:CQ:40:LYS:HD2	19:CQ:42:TYR:CZ	2.52	0.44
24:CX:91:GLU:O	24:CX:94:ARG:HB3	2.17	0.44
27:DD:157:ARG:HH21	25:DA:1817:G:H3'	1.81	0.44
28:DE:6:GLY:HA2	28:DE:51:PHE:CZ	2.51	0.44
28:DE:13:ARG:O	40:DT:57:PHE:HE1	2.01	0.44
30:DG:120:LEU:N	30:DG:181:ARG:H	2.16	0.44
35:DO:8:LEU:HB2	35:DO:19:ILE:CD1	2.45	0.44
35:DO:103:ALA:H	35:DO:106:LEU:HD13	1.82	0.44
36:DP:55:ARG:NH1	25:DA:833:U:H1'	2.32	0.44
43:DW:77:ASP:OD1	25:DA:24:G:H1'	2.18	0.44
25:DA:142:G:H2'	25:DA:143:C:O4'	2.17	0.44
25:DA:449:A:N6	25:DA:450:G:C6	2.85	0.44
25:DA:478:A:C6	25:DA:480:A:C6	3.05	0.44
25:DA:621:A:H2'	25:DA:622:G:O4'	2.18	0.44
25:DA:923:C:H2'	25:DA:924:C:C6	2.52	0.44

*Continued on next page...*

*Continued from previous page...*

Atom-1	Atom-2	Interatomic distance (Å)	Clash overlap (Å)
25:DA:1003:G:H2'	25:DA:1004:C:H6	1.82	0.44
25:DA:1332:G:H5'	25:DA:1333:C:H5	1.81	0.44
25:DA:1662:C:H2'	25:DA:1663:C:C6	2.52	0.44
25:DA:1668:A:C5	25:DA:1674:G:C5	3.06	0.44
25:DA:2134:A:H61	25:DA:2157:G:H1'	1.82	0.44
25:DA:2561:A:H2'	25:DA:2562:U:O4'	2.18	0.44
26:DB:18:G:H2'	26:DB:19:G:C8	2.53	0.44
26:DB:82:G:C2	26:DB:95:U:C2	3.05	0.44
1:AA:160:A:H2'	1:AA:161:A:C8	2.51	0.44
1:AA:627:G:H2'	1:AA:628:G:H8	1.81	0.44
1:AA:696:A:O5'	1:AA:696:A:H8	2.01	0.44
1:AA:934:C:H5	1:AA:1344:C:H2'	1.82	0.44
1:AA:1349:A:H2'	1:AA:1350:A:O4'	2.18	0.44
1:AA:1511:G:H8	1:AA:1511:G:O5'	2.00	0.44
4:AB:29:ALA:O	4:AB:32:ILE:HG22	2.17	0.44
4:AB:70:PHE:HA	4:AB:163:PHE:O	2.17	0.44
6:AD:122:ARG:HD3	6:AD:122:ARG:C	2.37	0.44
9:AG:15:ASP:OD1	9:AG:18:TYR:HB2	2.17	0.44
12:AJ:4:ILE:HB	12:AJ:74:ILE:HG12	1.98	0.44
18:AP:26:ARG:NH2	18:AP:31:LYS:HD3	2.32	0.44
19:AQ:54:GLY:HA3	19:AQ:82:MET:CE	2.46	0.44
22:AT:43:LEU:HD23	22:AT:46:GLU:OE2	2.18	0.44
24:AX:35:SER:HA	24:AX:38:TYR:HB2	2.00	0.44
24:AX:64:LEU:HD22	24:AX:70:LEU:HG	1.98	0.44
24:AX:264:LYS:O	24:AX:268:ILE:HD13	2.16	0.44
25:BA:61:G:H5'	49:B2:50:ILE:HG21	1.99	0.44
25:BA:86:C:H2'	25:BA:87:C:C6	2.52	0.44
25:BA:272:G:C2	25:BA:273(A):G:C4	3.06	0.44
25:BA:775:G:C4	25:BA:794:G:C8	3.05	0.44
25:BA:857:C:H2'	25:BA:858:U:C6	2.53	0.44
25:BA:1060:U:H4'	25:BA:1061:U:C3'	2.46	0.44
25:BA:1227:G:OP1	41:BU:13:LYS:HG2	2.18	0.44
25:BA:2121:G:H2'	25:BA:2122:U:C6	2.51	0.44
25:BA:2487:G:H2'	25:BA:2488:A:C8	2.53	0.44
25:BA:2508:G:C4	25:BA:2509:G:C8	3.06	0.44
25:BA:2514:U:H2'	25:BA:2515:C:H6	1.81	0.44
25:BA:2580:U:H5'	28:BE:131:ALA:H	1.82	0.44
25:BA:2735:G:C2	25:BA:2736:G:C5	3.05	0.44
25:BA:2748:A:C6	25:BA:2757:A:N7	2.86	0.44
25:BA:2888:C:H2'	25:BA:2889:C:O4'	2.18	0.44
29:BF:22:ALA:HB1	29:BF:24:LEU:HD13	2.00	0.44

*Continued on next page...*



*Continued from previous page...*

Atom-1	Atom-2	Interatomic distance (Å)	Clash overlap (Å)
29:BF:157:VAL:HB	29:BF:194:MET:CB	2.48	0.44
36:BP:81:GLN:HG2	36:BP:106:LEU:HD22	2.00	0.44
37:BQ:43:THR:OG1	37:BQ:46:GLN:HG3	2.17	0.44
43:BW:65:LEU:HB2	43:BW:68:ARG:HG2	2.00	0.44
46:BZ:14:LYS:HB2	46:BZ:17:ALA:HB3	2.00	0.44
47:B0:27:GLU:HB2	47:B0:69:PHE:CD1	2.49	0.44
55:B8:34:TRP:CG	55:B8:35:GLN:N	2.85	0.44
1:CA:321:A:H2'	1:CA:322:C:C6	2.52	0.44
1:CA:367:U:O2'	1:CA:368:U:H4'	2.17	0.44
1:CA:434:U:H2'	1:CA:435:C:C6	2.52	0.44
1:CA:665:A:H2'	1:CA:725:G:H22	1.83	0.44
1:CA:832:C:N4	1:CA:855:G:O6	2.50	0.44
1:CA:980:C:H3'	1:CA:981:U:C6	2.52	0.44
1:CA:1321:C:H3'	1:CA:1322:C:H5''	1.99	0.44
12:CJ:80:LYS:O	12:CJ:84:GLN:HB2	2.17	0.44
13:CK:21:ILE:HD12	13:CK:21:ILE:N	2.32	0.44
21:CS:11:VAL:HG22	21:CS:12:ASP:H	1.83	0.44
21:CS:28:LYS:HE2	21:CS:29:ARG:HH12	1.81	0.44
24:CX:180:VAL:HG13	24:CX:195:SER:HB2	1.99	0.44
30:DG:6:ALA:O	30:DG:10:LYS:HG3	2.18	0.44
36:DP:58:THR:HG23	36:DP:61:ARG:HH21	1.82	0.44
36:DP:72:PRO:HB2	25:DA:2406:U:C4	2.53	0.44
38:DR:57:ARG:HG2	38:DR:58:GLY:H	1.82	0.44
44:DX:57:LEU:HD23	25:DA:1340:U:H3'	1.98	0.44
47:D0:21:LEU:HD12	47:D0:21:LEU:N	2.33	0.44
49:D2:52:ASP:O	49:D2:56:GLN:HB2	2.16	0.44
25:DA:570:G:H2'	25:DA:2030:A:N7	2.32	0.44
25:DA:579:G:H2'	25:DA:580:C:C6	2.52	0.44
25:DA:618(A):G:C2	25:DA:618(B):C:C2	3.05	0.44
25:DA:950:G:C2	25:DA:968:G:C2	3.05	0.44
25:DA:1056:G:O2'	25:DA:1086:A:H1'	2.17	0.44
25:DA:1381:G:C6	25:DA:1382:G:C6	3.06	0.44
25:DA:2716:U:H2'	25:DA:2717:G:H8	1.81	0.44
25:DA:2735:G:C2	25:DA:2736:G:C5	3.05	0.44
26:DB:89(A):G:C6	26:DB:89(B):A:C6	3.06	0.44
1:AA:1226:C:H2'	15:AM:103:THR:HB	1.99	0.44
1:AA:1321:C:H3'	1:AA:1322:C:H5''	2.00	0.44
4:AB:27:LYS:HD3	4:AB:27:LYS:H	1.83	0.44
4:AB:153:ARG:H	4:AB:153:ARG:HG3	1.56	0.44
6:AD:144:ASP:O	6:AD:184:LYS:HA	2.18	0.44
15:AM:98:VAL:C	15:AM:99:ARG:HD2	2.37	0.44

*Continued on next page...*

*Continued from previous page...*

Atom-1	Atom-2	Interatomic distance (Å)	Clash overlap (Å)
24:AX:196:THR:HG21	24:AX:297:GLU:HB2	1.99	0.44
25:BA:375:C:H2'	25:BA:376:C:C6	2.52	0.44
25:BA:535:C:O5'	25:BA:535:C:H6	2.00	0.44
25:BA:950:G:C2	25:BA:968:G:C2	3.06	0.44
25:BA:1218:C:O2'	25:BA:1219:G:H5'	2.16	0.44
25:BA:1570:A:H2'	25:BA:1571:A:C8	2.52	0.44
25:BA:1919:A:H8	25:BA:1919:A:O5'	2.00	0.44
25:BA:2029:G:C4	25:BA:2031:A:OP2	2.70	0.44
25:BA:2392:A:H2	25:BA:2424:C:H42	1.65	0.44
27:BD:31:LYS:O	27:BD:36:PRO:HD3	2.17	0.44
28:BE:11:MET:CB	28:BE:24:THR:HA	2.48	0.44
29:BF:157:VAL:HB	29:BF:194:MET:HB3	2.00	0.44
30:BG:161:THR:HG22	30:BG:163:ALA:H	1.82	0.44
32:BI:6:LEU:HD23	32:BI:6:LEU:N	2.32	0.44
33:BJ:15:GLU:HB2	33:BJ:66:LEU:HG	1.99	0.44
36:BP:23:PRO:O	36:BP:33:ARG:HA	2.18	0.44
36:BP:52:GLU:OE1	36:BP:52:GLU:HA	2.18	0.44
39:BS:85:VAL:HG11	39:BS:106:ARG:HG2	2.00	0.44
43:BW:65:LEU:HD23	43:BW:65:LEU:HA	1.85	0.44
44:BX:35:THR:O	44:BX:38:GLU:HG2	2.18	0.44
47:B0:29:GLN:O	47:B0:66:VAL:HA	2.17	0.44
53:B6:40:CYS:HA	53:B6:41:PRO:HD3	1.81	0.44
1:CA:453:A:H2'	1:CA:454:C:C6	2.53	0.44
1:CA:501:C:H1'	1:CA:549:C:H1'	2.00	0.44
1:CA:734:G:O2'	20:CR:71:LYS:HD3	2.17	0.44
1:CA:1055:A:C5	1:CA:1206:G:C6	3.06	0.44
4:CB:124:SER:C	4:CB:126:GLU:H	2.21	0.44
6:CD:125:HIS:HA	6:CD:152:SER:OG	2.17	0.44
6:CD:173:TRP:CE2	6:CD:189:PRO:HB3	2.52	0.44
13:CK:29:ILE:C	13:CK:29:ILE:HD12	2.37	0.44
15:CM:84:ILE:HG23	15:CM:85:GLY:N	2.32	0.44
19:CQ:54:GLY:HA3	19:CQ:82:MET:CE	2.46	0.44
21:CS:25:LYS:HB3	21:CS:27:GLU:OE1	2.17	0.44
24:CX:19:LEU:O	24:CX:19:LEU:HD23	2.17	0.44
24:CX:133:ARG:O	24:CX:136:GLU:HB2	2.17	0.44
24:CX:303:ARG:HB3	24:CX:314:ASP:HA	1.98	0.44
24:CX:330:GLY:C	24:CX:332:LEU:HD23	2.38	0.44
27:DD:86:PRO:HG3	25:DA:1567:A:H3'	1.98	0.44
28:DE:131:ALA:H	25:DA:2580:U:H5'	1.81	0.44
28:DE:183:LEU:HD21	40:DT:11:GLU:HG2	1.99	0.44
29:DF:157:VAL:HB	29:DF:194:MET:CB	2.47	0.44

*Continued on next page...*

*Continued from previous page...*

Atom-1	Atom-2	Interatomic distance (Å)	Clash overlap (Å)
30:DG:104:GLU:O	30:DG:108:ASN:HB2	2.18	0.44
30:DG:138:GLN:NE2	30:DG:153:ARG:HG2	2.31	0.44
37:DQ:42:ILE:HD13	37:DQ:97:VAL:HB	1.99	0.44
39:DS:87:PHE:CE2	39:DS:89:ARG:HA	2.53	0.44
43:DW:88:ARG:H	25:DA:1614:A:N6	2.15	0.44
45:DY:63:LYS:HE3	45:DY:63:LYS:HB2	1.80	0.44
47:D0:32:ARG:HB3	47:D0:33:ALA:H	1.53	0.44
25:DA:250:G:H2'	25:DA:251:A:C8	2.53	0.44
25:DA:412:A:N3	25:DA:412:A:H2'	2.33	0.44
25:DA:1054:A:H2'	25:DA:1055:G:C8	2.53	0.44
25:DA:1268:A:C2	25:DA:2013:A:C4	3.06	0.44
25:DA:1769:G:C6	25:DA:1984:G:C6	3.06	0.44
25:DA:1945:G:C6	25:DA:1946:U:C4	3.06	0.44
25:DA:2077:A:C5	25:DA:2435:A:C5	3.05	0.44
25:DA:2206:C:N3	25:DA:2219:G:C2	2.86	0.44
25:DA:2517:C:C2	25:DA:2542:A:N1	2.85	0.44
25:DA:2577:A:H2'	25:DA:2614:A:N6	2.32	0.44
26:DB:40:U:H3'	26:DB:41:U:H5''	2.00	0.44
1:AA:353:A:H5'	1:AA:353:A:C8	2.51	0.44
1:AA:555:C:H2'	1:AA:556:C:C6	2.53	0.44
1:AA:1015:A:H8	1:AA:1015:A:O5'	2.01	0.44
1:AA:1504:G:HO2'	1:AA:1505:G:P	2.41	0.44
4:AB:178:ARG:HH21	10:AH:74:PRO:HG3	1.82	0.44
9:AG:38:LEU:HG	9:AG:42:ILE:HD11	2.00	0.44
10:AH:51:VAL:HG21	10:AH:60:ARG:CG	2.47	0.44
18:AP:14:ASN:N	18:AP:15:PRO:HD3	2.32	0.44
21:AS:78:ARG:HB2	21:AS:81:ARG:HG3	2.00	0.44
24:AX:13:ARG:HD2	24:AX:13:ARG:N	2.28	0.44
24:AX:179:ARG:HD3	24:AX:304:THR:OG1	2.16	0.44
25:BA:312:G:H5'	25:BA:331:A:H2'	1.99	0.44
25:BA:589:C:H2'	25:BA:590:A:H8	1.83	0.44
25:BA:603:A:N6	25:BA:655:A:H2'	2.33	0.44
25:BA:831:G:H2'	25:BA:832:G:O4'	2.17	0.44
25:BA:954:G:H5''	37:BQ:13:GLN:HG3	1.98	0.44
25:BA:1107:G:H2'	25:BA:1108:U:O4'	2.18	0.44
25:BA:114(B):A:C4	25:BA:1144:G:N7	2.85	0.44
25:BA:1569:A:H2'	25:BA:1570:A:O4'	2.17	0.44
25:BA:2058:A:H8	25:BA:2058:A:O5'	2.01	0.44
25:BA:2529:G:O5'	25:BA:2529:G:C8	2.71	0.44
30:BG:16:ARG:HB3	30:BG:17:PRO:CD	2.47	0.44
30:BG:109:VAL:C	30:BG:112:PRO:HD2	2.38	0.44

*Continued on next page...*

*Continued from previous page...*

Atom-1	Atom-2	Interatomic distance (Å)	Clash overlap (Å)
35:BO:8:LEU:HD22	35:BO:8:LEU:N	2.33	0.44
44:BX:26:TYR:CD1	44:BX:89:ILE:HG12	2.53	0.44
45:BY:63:LYS:HE3	45:BY:63:LYS:HB2	1.79	0.44
46:BZ:41:LEU:O	46:BZ:45:ASP:HB2	2.17	0.44
51:B4:53:THR:O	51:B4:57:ILE:HD11	2.18	0.44
1:CA:32:A:H2'	1:CA:33:A:C8	2.53	0.44
1:CA:358:U:C5'	1:CA:358:U:H6	2.31	0.44
1:CA:500:G:H2'	1:CA:501:C:C6	2.53	0.44
1:CA:655:A:H2'	1:CA:656:C:O4'	2.18	0.44
1:CA:688:G:N2	1:CA:699:C:O2	2.50	0.44
1:CA:735:C:H2'	1:CA:736:C:H6	1.83	0.44
1:CA:918:A:H2'	1:CA:919:A:O4'	2.17	0.44
1:CA:976:G:H22	1:CA:136(B):C:H5''	1.82	0.44
1:CA:1020:U:H2'	1:CA:1021:G:H8	1.83	0.44
1:CA:1112:C:H42	5:CC:177:THR:HA	1.83	0.44
1:CA:1203:C:OP1	16:CN:3:ARG:HD3	2.18	0.44
1:CA:1241:G:H2'	1:CA:1242:C:C6	2.52	0.44
4:CB:7:VAL:O	4:CB:11:LEU:HG	2.18	0.44
7:CE:76:ILE:O	7:CE:93:PRO:HB3	2.17	0.44
9:CG:26:PHE:O	9:CG:30:ILE:HG12	2.17	0.44
10:CH:75:ARG:HA	10:CH:76:PRO:HD2	1.81	0.44
17:CO:40:SER:O	17:CO:44:LYS:HD2	2.17	0.44
24:CX:100:ASP:HA	24:CX:101:PRO:HD2	1.89	0.44
24:CX:173:TYR:HB3	24:CX:339:LEU:HD22	1.99	0.44
29:DF:12:LEU:HB2	29:DF:124:LEU:HD11	1.99	0.44
29:DF:89:VAL:HG11	25:DA:586:A:C5'	2.35	0.44
30:DG:49:ASP:HB3	30:DG:52:ILE:HG12	2.00	0.44
31:DH:84:SER:HA	31:DH:133:VAL:O	2.18	0.44
34:DN:69:VAL:O	34:DN:70:ALA:HB3	2.18	0.44
36:DP:62:LEU:HD12	25:DA:2393:A:H5''	2.00	0.44
36:DP:85:LEU:HA	36:DP:88:LEU:HB3	2.00	0.44
39:DS:85:VAL:HG11	39:DS:106:ARG:HG2	2.00	0.44
41:DU:14:HIS:CE1	41:DU:32:PHE:CD2	3.06	0.44
46:DZ:29:TYR:HB2	46:DZ:33:LEU:O	2.18	0.44
49:D2:48:HIS:HD2	49:D2:52:ASP:OD2	2.01	0.44
53:D6:11:LEU:HB2	53:D6:26:ASN:H	1.81	0.44
55:D8:33:ASN:HD22	55:D8:34:TRP:H	1.65	0.44
25:DA:119:A:H4'	25:DA:120:U:H5'	1.98	0.44
25:DA:270(L):C:O2'	25:DA:270(M):U:H5''	2.18	0.44
25:DA:278:A:N6	25:DA:362:U:H3	2.15	0.44
25:DA:1095:A:H2'	25:DA:1096:A:C8	2.52	0.44

*Continued on next page...*

*Continued from previous page...*

Atom-1	Atom-2	Interatomic distance (Å)	Clash overlap (Å)
25:DA:1098:A:H2'	25:DA:1099:G:H8	1.82	0.44
25:DA:1418:G:H22	25:DA:1579:A:H5'	1.81	0.44
25:DA:1615:C:C5	25:DA:1617:C:C4	3.06	0.44
25:DA:1668:A:C4	25:DA:1674:G:N7	2.86	0.44
25:DA:1973:G:H2'	25:DA:1974:C:C6	2.53	0.44
25:DA:2029:G:C4	25:DA:2031:A:OP2	2.71	0.44
25:DA:2307:G:N2	25:DA:2312:U:C4	2.86	0.44
1:AA:44:G:N2	1:AA:45:U:H1'	2.32	0.44
1:AA:186(B):C:O2'	22:AT:89:ARG:HD2	2.18	0.44
1:AA:464:G:H8	1:AA:464:G:O5'	2.00	0.44
1:AA:734:G:O2'	20:AR:71:LYS:HD3	2.18	0.44
1:AA:875:C:H1'	10:AH:15:ASN:OD1	2.17	0.44
1:AA:1020:U:H2'	1:AA:1021:G:H8	1.83	0.44
1:AA:1220:G:H2'	1:AA:1221:G:C8	2.51	0.44
1:AA:1253:G:H1	1:AA:1284:C:H42	1.64	0.44
1:AA:1425:U:H2'	1:AA:1426:C:H6	1.83	0.44
2:AY:53:G:O2'	2:AY:54:U:H5'	2.17	0.44
5:AC:14:ILE:HG23	5:AC:15:THR:N	2.30	0.44
5:AC:76:VAL:HG21	5:AC:103:VAL:HG11	2.00	0.44
6:AD:105:VAL:HG21	6:AD:121:VAL:HG22	1.98	0.44
13:AK:94:ALA:O	13:AK:98:LEU:HG	2.17	0.44
14:AL:108:GLY:HA3	14:AL:120:GLY:O	2.17	0.44
15:AM:70:LEU:HD23	15:AM:70:LEU:C	2.38	0.44
24:AX:67:ASP:HA	24:AX:68:PRO:HD2	1.87	0.44
24:AX:180:VAL:CG1	24:AX:195:SER:HB2	2.48	0.44
25:BA:310:A:O2'	25:BA:311:A:H2'	2.17	0.44
25:BA:430:G:H5''	25:BA:431:U:OP2	2.18	0.44
25:BA:649:G:H2'	25:BA:650:C:O4'	2.18	0.44
25:BA:672:C:C2	25:BA:809:G:N2	2.86	0.44
25:BA:692:C:C2	25:BA:771:G:C2	3.05	0.44
25:BA:923:C:H2'	25:BA:924:C:C6	2.52	0.44
25:BA:1461:G:H2'	25:BA:1462:C:H6	1.83	0.44
25:BA:1658:C:OP1	28:BE:135:HIS:CD2	2.70	0.44
25:BA:1826:G:H2'	25:BA:1827:C:C6	2.53	0.44
25:BA:2287:A:C6	25:BA:2289:G:C4	3.06	0.44
25:BA:2712:U:H1'	25:BA:712(B):A:H8	1.79	0.44
27:BD:129:ASN:H	27:BD:193:VAL:HG12	1.83	0.44
30:BG:6:ALA:O	30:BG:10:LYS:HG3	2.17	0.44
31:BH:102:ALA:HB2	31:BH:117:PRO:HD3	2.00	0.44
34:BN:57:LEU:HD11	34:BN:142:ARG:HB2	1.99	0.44
54:B7:34:ARG:HD2	54:B7:39:ARG:HG3	2.00	0.44

*Continued on next page...*

*Continued from previous page...*

Atom-1	Atom-2	Interatomic distance (Å)	Clash overlap (Å)
1:CA:171:A:H2'	1:CA:172:A:C8	2.53	0.44
1:CA:216:G:C2	1:CA:217:C:C4	3.05	0.44
1:CA:468:A:P	18:CP:75:ARG:HH12	2.41	0.44
1:CA:778:G:H2'	1:CA:779:C:C6	2.52	0.44
1:CA:814:A:N7	1:CA:816:A:C5	2.86	0.44
1:CA:1224:G:H4'	15:CM:102:ARG:NH2	2.31	0.44
1:CA:1227:A:OP2	15:CM:111:LYS:HE3	2.18	0.44
1:CA:1371:G:O3'	11:CI:69:GLY:HA3	2.18	0.44
1:CA:1397:C:H41	3:CV:22:A:H5''	1.81	0.44
2:CY:56:C:O2'	30:DG:78:SER:HB3	2.17	0.44
6:CD:100:ARG:O	6:CD:103:ASN:HB3	2.18	0.44
7:CE:25:ARG:HD2	7:CE:25:ARG:N	2.33	0.44
9:CG:38:LEU:HG	9:CG:42:ILE:HD11	1.99	0.44
9:CG:127:ALA:HA	9:CG:135:VAL:HG21	1.99	0.44
14:CL:108:GLY:HA3	14:CL:120:GLY:O	2.18	0.44
15:CM:83:ASP:OD2	15:CM:84:ILE:HG22	2.18	0.44
21:CS:10:PHE:CD1	21:CS:10:PHE:N	2.86	0.44
24:CX:81:LEU:HG	24:CX:85:LYS:HD2	1.98	0.44
24:CX:223:ARG:HG3	24:CX:223:ARG:NH1	2.32	0.44
27:DD:187:GLY:C	27:DD:189:CYS:H	2.21	0.44
28:DE:116:VAL:HG13	28:DE:117:MET:H	1.83	0.44
28:DE:144:ARG:HB2	25:DA:2572:A:P	2.58	0.44
31:DH:117:PRO:HA	31:DH:118:PRO:HD2	1.88	0.44
32:DI:113:ARG:HB2	32:DI:130:TYR:CE1	2.53	0.44
41:DU:79:PHE:CD1	41:DU:79:PHE:C	2.90	0.44
47:D0:66:VAL:O	47:D0:81:VAL:HA	2.18	0.44
53:D6:13:CYS:SG	53:D6:24:GLU:HG3	2.58	0.44
53:D6:18:ARG:HH21	53:D6:44:ARG:HH11	1.66	0.44
25:DA:590:A:C4	25:DA:668:G:N2	2.85	0.44
25:DA:675:A:H5''	25:DA:675:A:H8	1.82	0.44
25:DA:854:G:C2	25:DA:855:G:C5	3.05	0.44
25:DA:1853:A:H2'	25:DA:1854:A:C8	2.53	0.44
25:DA:1980:G:C6	25:DA:1982:C:N4	2.86	0.44
25:DA:2334:G:H4'	25:DA:2335:A:OP2	2.17	0.44
1:AA:453:A:H2'	1:AA:454:C:C6	2.52	0.44
1:AA:501:C:H2'	1:AA:502:G:C8	2.53	0.44
1:AA:1077:G:N1	1:AA:1081:G:C6	2.86	0.44
1:AA:1227:A:H2	1:AA:1228:C:C2	2.36	0.44
2:AY:75:C:OP1	25:BA:2602:A:OP1	2.36	0.44
4:AB:178:ARG:HD2	10:AH:71:GLY:C	2.38	0.44
5:AC:8:ILE:CD1	5:AC:16:ARG:HH21	2.31	0.44

*Continued on next page...*

*Continued from previous page...*

Atom-1	Atom-2	Interatomic distance (Å)	Clash overlap (Å)
5:AC:19:GLU:HG3	5:AC:54:ARG:CD	2.48	0.44
6:AD:125:HIS:HA	6:AD:152:SER:OG	2.17	0.44
6:AD:173:TRP:CE2	6:AD:189:PRO:HB3	2.53	0.44
12:AJ:80:LYS:O	12:AJ:84:GLN:HB2	2.17	0.44
15:AM:2:ALA:C	15:AM:9:ILE:HG23	2.38	0.44
15:AM:83:ASP:OD2	15:AM:84:ILE:HG22	2.17	0.44
25:BA:82:G:O2'	25:BA:83:G:H5'	2.17	0.44
25:BA:222:A:N6	25:BA:224:G:C2	2.86	0.44
25:BA:634:C:H2'	25:BA:635:C:H6	1.80	0.44
25:BA:640:C:O5'	25:BA:640:C:H6	2.00	0.44
25:BA:854:G:C2	25:BA:855:G:C5	3.06	0.44
25:BA:1025:G:H5''	25:BA:1025:G:C8	2.53	0.44
25:BA:1408:C:C2	25:BA:1595:G:N2	2.86	0.44
25:BA:1453:A:H62	25:BA:2703:C:H41	1.66	0.44
25:BA:1792:G:H8	25:BA:1792:G:O5'	2.01	0.44
25:BA:1817:G:H3'	27:BD:157:ARG:HH21	1.80	0.44
25:BA:1817:G:OP1	27:BD:88:ARG:NH2	2.50	0.44
25:BA:1999:C:H5''	25:BA:2723:C:O2'	2.17	0.44
25:BA:2406:U:C4	36:BP:72:PRO:HB2	2.52	0.44
25:BA:2737:G:H2'	25:BA:2738:A:C8	2.52	0.44
26:BB:18:G:H2'	26:BB:19:G:C8	2.53	0.44
26:BB:40:U:H3'	26:BB:41:U:H5''	2.00	0.44
29:BF:24:LEU:HD12	29:BF:24:LEU:N	2.31	0.44
30:BG:66:GLN:CG	30:BG:67:LYS:H	2.25	0.44
31:BH:22:GLY:C	31:BH:23:ARG:HD3	2.38	0.44
39:BS:49:VAL:HG13	39:BS:76:LYS:HD2	2.00	0.44
43:BW:8:ARG:HA	43:BW:102:HIS:CD2	2.48	0.44
46:BZ:5:LEU:HD21	46:BZ:39:VAL:HB	1.99	0.44
47:B0:37:LEU:H	47:B0:60:PHE:HA	1.83	0.44
52:B5:16:ARG:O	52:B5:19:ARG:HB3	2.18	0.44
1:CA:278:G:O4'	1:CA:282:A:H1'	2.18	0.44
1:CA:953:G:C6	1:CA:954:G:C5	3.05	0.44
1:CA:1112:C:C4	5:CC:178:LEU:HD23	2.53	0.44
1:CA:1349:A:H2'	1:CA:1350:A:O4'	2.17	0.44
4:CB:29:ALA:O	4:CB:32:ILE:HG22	2.17	0.44
8:CF:61:LEU:N	8:CF:61:LEU:HD12	2.32	0.44
9:CG:71:PRO:HD3	9:CG:103:TRP:HZ3	1.83	0.44
12:CJ:54:PHE:HB3	12:CJ:55:LYS:H	1.61	0.44
13:CK:29:ILE:HG22	13:CK:44:SER:CB	2.48	0.44
16:CN:3:ARG:O	16:CN:7:ILE:HG23	2.17	0.44
24:CX:234:THR:HG23	24:CX:235:THR:N	2.32	0.44

*Continued on next page...*

*Continued from previous page...*

Atom-1	Atom-2	Interatomic distance (Å)	Clash overlap (Å)
27:DD:117:VAL:HG22	27:DD:118:VAL:N	2.33	0.44
28:DE:5:LEU:HD22	28:DE:197:ILE:HG22	2.00	0.44
29:DF:176:LEU:HD11	29:DF:180:GLY:HA3	2.00	0.44
29:DF:192:LEU:HD23	29:DF:193:VAL:N	2.33	0.44
31:DH:162:ILE:HD13	31:DH:162:ILE:N	2.29	0.44
34:DN:40:ASP:CG	34:DN:41:ALA:N	2.71	0.44
34:DN:66:THR:HA	34:DN:67:PRO:HD2	1.86	0.44
36:DP:59:LEU:HA	36:DP:61:ARG:CZ	2.48	0.44
39:DS:13:ARG:NH2	25:DA:2335:A:H8	2.16	0.44
40:DT:48:ILE:HG22	40:DT:49:VAL:N	2.33	0.44
44:DX:35:THR:O	44:DX:38:GLU:HG2	2.18	0.44
25:DA:66:C:H2'	25:DA:67:U:O4'	2.18	0.44
25:DA:111:A:H2'	25:DA:112:U:O4'	2.18	0.44
25:DA:564:C:H2'	25:DA:565:C:H6	1.81	0.44
25:DA:640:C:O5'	25:DA:640:C:H6	2.00	0.44
25:DA:827:U:O2	25:DA:2246:G:H4'	2.18	0.44
25:DA:996:A:H2'	25:DA:997:G:C8	2.51	0.44
25:DA:1919:A:H8	25:DA:1919:A:O5'	2.00	0.44
25:DA:2020:A:C5	25:DA:2022:U:C5	3.06	0.44
25:DA:2591:C:H2'	25:DA:2592:G:H8	1.82	0.44
26:DB:16:G:C6	26:DB:69:G:C2	3.06	0.44
1:AA:216:G:C2	1:AA:217:C:C4	3.06	0.44
1:AA:778:G:H2'	1:AA:779:C:C6	2.53	0.44
1:AA:913:A:H4'	1:AA:914:A:O5'	2.17	0.44
1:AA:1225:A:H2'	1:AA:1225:A:N3	2.31	0.44
1:AA:1320:C:N4	21:AS:36:ARG:HG3	2.32	0.44
1:AA:1371:G:O3'	11:AI:69:GLY:HA3	2.18	0.44
2:AZ:24:U:H2'	2:AZ:25:C:C6	2.53	0.44
7:AE:76:ILE:O	7:AE:93:PRO:HB3	2.18	0.44
19:AQ:14:LYS:N	19:AQ:14:LYS:HD2	2.33	0.44
20:AR:32:ARG:HA	20:AR:69:THR:HG21	1.99	0.44
24:AX:9:GLU:O	24:AX:12:TYR:HB2	2.17	0.44
24:AX:323:ASP:O	24:AX:326:GLY:N	2.51	0.44
25:BA:738:G:H2'	25:BA:739:G:C8	2.53	0.44
25:BA:804:A:H5''	25:BA:805:G:OP1	2.18	0.44
25:BA:958:U:O2	26:BB:89(B):A:H4'	2.18	0.44
25:BA:1216:G:N1	25:BA:1234:U:C2	2.86	0.44
25:BA:1651:G:N2	25:BA:2007:C:C2	2.86	0.44
25:BA:1911:U:C2	25:BA:1918:A:C2	3.06	0.44
25:BA:2101:G:H2'	25:BA:2102:U:O4'	2.18	0.44
25:BA:2578:G:OP2	25:BA:2578:G:H4'	2.18	0.44

*Continued on next page...*



*Continued from previous page...*

Atom-1	Atom-2	Interatomic distance (Å)	Clash overlap (Å)
25:BA:2623:G:H2'	25:BA:2624:G:C8	2.53	0.44
25:BA:2646:C:H2'	25:BA:2647:U:O4'	2.17	0.44
27:BD:43:ARG:HB2	27:BD:48:ARG:O	2.17	0.44
27:BD:85:ASP:OD1	27:BD:87:ASN:HB2	2.18	0.44
27:BD:117:VAL:HG22	27:BD:118:VAL:N	2.33	0.44
29:BF:117:ARG:NH2	29:BF:187:VAL:HA	2.32	0.44
31:BH:154:PRO:HA	31:BH:160:LYS:O	2.18	0.44
38:BR:54:LEU:HD11	38:BR:65:LEU:HD23	1.98	0.44
45:BY:2:ARG:HG2	45:BY:3:VAL:N	2.33	0.44
47:B0:21:LEU:HD12	47:B0:21:LEU:N	2.33	0.44
53:B6:18:ARG:HH21	53:B6:44:ARG:HH11	1.66	0.44
1:CA:160:A:H2'	1:CA:161:A:C8	2.53	0.44
1:CA:298:A:C6	1:CA:299:G:N1	2.86	0.44
1:CA:585:G:H4'	14:CL:7:ASN:HD21	1.82	0.44
1:CA:1095:U:H2'	1:CA:1096:C:H6	1.83	0.44
1:CA:1493:A:C6	25:DA:1913:A:C5	3.06	0.44
13:CK:102:GLY:C	13:CK:103:LEU:HD22	2.38	0.44
17:CO:25:THR:O	17:CO:29:VAL:HG23	2.18	0.44
18:CP:4:ILE:HG13	18:CP:21:VAL:CG1	2.44	0.44
18:CP:28:ARG:NH1	18:CP:28:ARG:CG	2.78	0.44
24:CX:109:VAL:HB	24:CX:160:PHE:HB3	2.00	0.44
27:DD:183:ARG:HA	27:DD:270:ILE:HA	1.99	0.44
28:DE:119:ARG:HG2	28:DE:160:TYR:CG	2.53	0.44
28:DE:156:MET:CE	25:DA:2050:C:H1'	2.48	0.44
29:DF:118:ALA:HB2	29:DF:123:LEU:HD22	2.00	0.44
29:DF:157:VAL:HB	29:DF:194:MET:HB3	2.00	0.44
32:DI:66:GLU:HB3	32:DI:67:ARG:NH1	2.33	0.44
38:DR:3:HIS:NE2	25:DA:1654:A:OP2	2.51	0.44
42:DV:25:LEU:HD23	42:DV:26:ASP:N	2.29	0.44
46:DZ:14:LYS:HB2	46:DZ:17:ALA:HB3	1.99	0.44
46:DZ:157:LEU:HA	46:DZ:158:PRO:HD2	1.88	0.44
47:D0:16:SER:HB3	25:DA:2261:C:C6	2.53	0.44
55:D8:58:ILE:C	55:D8:60:LEU:H	2.21	0.44
25:DA:195:A:N7	25:DA:197:A:OP1	2.51	0.44
25:DA:274:G:C6	25:DA:275:G:N2	2.86	0.44
25:DA:597:U:H2'	25:DA:598:G:C8	2.53	0.44
25:DA:666:G:C5	25:DA:667:U:C4	3.06	0.44
25:DA:1090:U:H2'	25:DA:1091:G:H8	1.83	0.44
25:DA:1418:G:H8	25:DA:1418:G:O5'	1.99	0.44
25:DA:2376:A:H2'	25:DA:2377:A:O4'	2.16	0.44
1:AA:278:G:O4'	1:AA:282:A:H1'	2.18	0.43

*Continued on next page...*

*Continued from previous page...*

Atom-1	Atom-2	Interatomic distance (Å)	Clash overlap (Å)
1:AA:501:C:H1'	1:AA:549:C:H1'	2.00	0.43
1:AA:678:U:H2'	1:AA:679:C:H6	1.81	0.43
1:AA:790:A:H2'	1:AA:791:G:C8	2.53	0.43
1:AA:814:A:N7	1:AA:816:A:C5	2.86	0.43
1:AA:862:C:O2'	1:AA:863:U:H5'	2.18	0.43
1:AA:872:A:C5	1:AA:874:G:C8	3.06	0.43
7:AE:43:LEU:HB3	7:AE:136:MET:HG3	1.98	0.43
11:AI:118:LYS:C	11:AI:120:ARG:H	2.21	0.43
13:AK:29:ILE:HG22	13:AK:44:SER:CB	2.48	0.43
21:AS:51:VAL:O	21:AS:58:VAL:HG22	2.18	0.43
25:BA:26:G:H1'	25:BA:515:A:H61	1.82	0.43
25:BA:322:A:OP2	29:BF:169:ASN:HB2	2.18	0.43
25:BA:533:G:C6	25:BA:534:U:C4	3.06	0.43
25:BA:572:A:H5''	25:BA:573:G:OP2	2.18	0.43
25:BA:671:C:H5	36:BP:42:SER:HA	1.82	0.43
25:BA:996:A:H2'	25:BA:997:G:C8	2.52	0.43
25:BA:1246:A:OP1	36:BP:18:ARG:HD3	2.18	0.43
25:BA:1517:G:H2'	25:BA:1518:C:C6	2.53	0.43
27:BD:183:ARG:HA	27:BD:270:ILE:HA	2.00	0.43
35:BO:103:ALA:H	35:BO:106:LEU:HD13	1.82	0.43
38:BR:57:ARG:HG2	38:BR:58:GLY:H	1.83	0.43
38:BR:90:ARG:HH11	38:BR:117:VAL:HG13	1.82	0.43
41:BU:61:TRP:O	41:BU:65:ILE:HG13	2.18	0.43
53:B6:38:LYS:HA	53:B6:48:VAL:HA	1.99	0.43
1:CA:464:G:H8	1:CA:464:G:O5'	2.00	0.43
1:CA:1049:U:C5	16:CN:3:ARG:HB2	2.53	0.43
2:CY:46:G:H2'	2:CY:47:U:H5''	2.00	0.43
4:CB:166:ASP:HA	4:CB:167:PRO:HD2	1.83	0.43
9:CG:15:ASP:HB2	9:CG:20:ASP:O	2.18	0.43
9:CG:15:ASP:OD1	9:CG:18:TYR:HB2	2.18	0.43
14:CL:57:VAL:O	14:CL:59:LEU:HD22	2.18	0.43
21:CS:11:VAL:HG23	21:CS:38:SER:HB2	2.00	0.43
24:CX:323:ASP:O	24:CX:326:GLY:N	2.51	0.43
27:DD:21:PHE:HE1	25:DA:1565:C:O5'	2.01	0.43
27:DD:142:VAL:HG23	27:DD:192:THR:O	2.18	0.43
27:DD:142:VAL:HG12	27:DD:165:ILE:HD11	2.00	0.43
28:DE:135:HIS:NE2	25:DA:1658:C:OP1	2.51	0.43
29:DF:95:ARG:HD2	29:DF:95:ARG:O	2.18	0.43
29:DF:96:ASP:CG	29:DF:98:SER:H	2.21	0.43
30:DG:111:LEU:HB2	30:DG:112:PRO:HD3	1.99	0.43
31:DH:35:VAL:HA	31:DH:36:PRO:HD2	1.77	0.43

*Continued on next page...*

*Continued from previous page...*

Atom-1	Atom-2	Interatomic distance (Å)	Clash overlap (Å)
33:DJ:15:GLU:HB2	33:DJ:66:LEU:HG	1.99	0.43
35:DO:8:LEU:O	35:DO:19:ILE:HD13	2.18	0.43
35:DO:73:ASP:OD1	35:DO:75:SER:HB3	2.18	0.43
36:DP:42:SER:HA	25:DA:671:C:H5	1.83	0.43
36:DP:46:LYS:HA	36:DP:46:LYS:HD2	1.79	0.43
37:DQ:13:GLN:HG3	25:DA:954:G:H5''	1.99	0.43
41:DU:13:LYS:HG2	25:DA:1227:G:OP1	2.18	0.43
45:DY:59:GLY:C	45:DY:61:ILE:H	2.21	0.43
46:DZ:141:VAL:HA	46:DZ:144:LEU:HD23	2.00	0.43
48:D1:45:ASN:ND2	48:D1:45:ASN:C	2.70	0.43
49:D2:47:ASN:HB3	25:DA:95:G:H1'	1.98	0.43
54:D7:27:GLY:O	54:D7:30:VAL:HB	2.18	0.43
55:D8:52:LYS:N	55:D8:53:PRO:HD2	2.32	0.43
25:DA:536:A:H2'	25:DA:537:C:H6	1.82	0.43
25:DA:561:G:O2'	25:DA:562:U:H5'	2.18	0.43
25:DA:958:U:O2	26:DB:89(B):A:H4'	2.18	0.43
25:DA:1173:G:H1'	25:DA:1177:A:N6	2.32	0.43
25:DA:1651:G:N2	25:DA:2007:C:C2	2.86	0.43
25:DA:1657:C:H2'	25:DA:1658:C:H6	1.82	0.43
25:DA:1792:G:H8	25:DA:1792:G:O5'	2.01	0.43
25:DA:2058:A:H8	25:DA:2058:A:O5'	2.01	0.43
25:DA:2206:C:H2'	25:DA:2207:C:C6	2.49	0.43
25:DA:2578:G:OP2	25:DA:2578:G:H4'	2.17	0.43
25:DA:2697:G:H2'	25:DA:2698:U:O4'	2.17	0.43
1:AA:78:G:H2'	1:AA:79:G:C8	2.53	0.43
1:AA:957:U:H4'	21:AS:79:THR:HB	1.99	0.43
1:AA:1067:A:H8	1:AA:1067:A:O5'	2.02	0.43
1:AA:1415:G:H2'	1:AA:1416:G:H8	1.82	0.43
6:AD:100:ARG:HG2	6:AD:102:ASP:OD1	2.16	0.43
7:AE:6:PHE:HB2	7:AE:34:VAL:CG1	2.44	0.43
15:AM:82:MET:HG3	25:BA:888:C:H5'	2.00	0.43
25:BA:478:A:C6	25:BA:480:A:C6	3.06	0.43
25:BA:652:U:H2'	25:BA:653:C:O4'	2.18	0.43
25:BA:1326:U:H2'	25:BA:1327:C:H6	1.83	0.43
25:BA:1422:G:H4'	25:BA:1493:C:OP1	2.18	0.43
25:BA:1600:C:O2'	25:BA:1601:G:H5'	2.18	0.43
25:BA:1812:A:H2'	25:BA:1813:G:H8	1.82	0.43
25:BA:2250:G:N3	25:BA:2250:G:O4'	2.51	0.43
25:BA:2291:U:H2'	25:BA:2292:C:H6	1.83	0.43
25:BA:2321:G:N3	25:BA:2321:G:H2'	2.33	0.43
25:BA:2561:A:H2'	25:BA:2562:U:O4'	2.17	0.43

*Continued on next page...*

*Continued from previous page...*

Atom-1	Atom-2	Interatomic distance (Å)	Clash overlap (Å)
25:BA:2581:G:C6	25:BA:2610:C:N3	2.87	0.43
27:BD:30:GLU:HG3	27:BD:63:ARG:NH2	2.31	0.43
27:BD:142:VAL:HG12	27:BD:165:ILE:HD11	2.00	0.43
28:BE:14:ILE:C	28:BE:14:ILE:HD12	2.39	0.43
30:BG:121:ASN:HA	30:BG:122:PRO:HD2	1.86	0.43
32:BI:81:VAL:HG12	32:BI:82:ARG:N	2.34	0.43
37:BQ:81:VAL:HG12	37:BQ:82:ARG:N	2.33	0.43
42:BV:25:LEU:HD23	42:BV:26:ASP:N	2.28	0.43
43:BW:84:ARG:HB2	43:BW:96:ILE:CG2	2.43	0.43
46:BZ:29:TYR:HB2	46:BZ:33:LEU:O	2.17	0.43
48:B1:27:GLU:CB	48:B1:33:LYS:HA	2.48	0.43
55:B8:58:ILE:C	55:B8:60:LEU:H	2.22	0.43
1:CA:114:U:H2'	1:CA:115:G:C8	2.53	0.43
1:CA:886:G:C4	1:CA:887:G:C8	3.06	0.43
1:CA:1129:C:O2'	1:CA:1130:A:P	2.76	0.43
1:CA:1238:A:C8	1:CA:1303:C:H1'	2.52	0.43
1:CA:1250:A:C2	1:CA:1370:G:H1'	2.53	0.43
7:CE:6:PHE:HB2	7:CE:34:VAL:CG1	2.44	0.43
18:CP:12:LYS:O	18:CP:13:HIS:HB2	2.18	0.43
24:CX:317:ILE:H	24:CX:317:ILE:HD13	1.82	0.43
30:DG:11:TYR:HA	30:DG:15:VAL:HB	1.99	0.43
31:DH:42:ARG:O	31:DH:52:VAL:HA	2.18	0.43
31:DH:43:VAL:HA	31:DH:52:VAL:HG22	2.00	0.43
36:DP:9:ASN:N	36:DP:10:PRO:CD	2.81	0.43
36:DP:18:ARG:HD3	25:DA:1246:A:OP1	2.18	0.43
37:DQ:43:THR:OG1	37:DQ:46:GLN:HG3	2.17	0.43
38:DR:55:ALA:HA	38:DR:80:PHE:CE1	2.52	0.43
43:DW:69:LEU:HD13	43:DW:107:LEU:HD23	1.99	0.43
47:D0:23:VAL:HG21	25:DA:857:C:C4'	2.40	0.43
47:D0:37:LEU:H	47:D0:60:PHE:HA	1.83	0.43
48:D1:73:LEU:HD23	48:D1:74:VAL:N	2.33	0.43
50:D3:55:ARG:HD3	50:D3:55:ARG:HA	1.74	0.43
25:DA:356:G:H2'	25:DA:357:A:C8	2.53	0.43
25:DA:390:A:H4'	25:DA:391:G:H5'	1.99	0.43
25:DA:664:C:H2'	25:DA:665:C:H6	1.82	0.43
25:DA:857:C:H2'	25:DA:858:U:C6	2.52	0.43
25:DA:914:C:H2'	25:DA:915:C:H5'	2.00	0.43
25:DA:1750:G:H2'	25:DA:1751:C:H6	1.84	0.43
25:DA:1754:C:H2'	25:DA:1755:A:O4'	2.17	0.43
25:DA:1841:U:H2'	25:DA:1842:G:C8	2.52	0.43
1:AA:112:G:H5'	1:AA:389:A:H4'	1.99	0.43

*Continued on next page...*

*Continued from previous page...*

Atom-1	Atom-2	Interatomic distance (Å)	Clash overlap (Å)
1:AA:655:A:H2'	1:AA:656:C:O4'	2.17	0.43
1:AA:976:G:H22	1:AA:136(B):C:H5''	1.83	0.43
1:AA:1060:C:H5'	16:AN:45:ARG:HH22	1.83	0.43
4:AB:95:GLN:HB3	4:AB:148:TYR:HD1	1.84	0.43
10:AH:19:VAL:CG2	10:AH:21:LYS:HG2	2.48	0.43
10:AH:23:SER:HB3	10:AH:62:TYR:HA	1.99	0.43
10:AH:97:VAL:HG13	10:AH:98:LYS:H	1.83	0.43
14:AL:27:LYS:C	14:AL:29:ALA:N	2.71	0.43
24:AX:323:ASP:O	24:AX:324:LEU:C	2.57	0.43
25:BA:223:A:N7	25:BA:422:A:H1'	2.33	0.43
25:BA:301:G:H5'	25:BA:334:C:O2'	2.18	0.43
25:BA:319:C:H2'	25:BA:320:A:O4'	2.18	0.43
25:BA:536:A:H2'	25:BA:537:C:H6	1.81	0.43
25:BA:579:G:N2	25:BA:1262:A:C4	2.86	0.43
25:BA:590:A:C4	25:BA:668:G:N2	2.86	0.43
25:BA:1056:G:O2'	25:BA:1086:A:H1'	2.18	0.43
25:BA:1059:G:H3'	25:BA:1060:U:H2'	2.00	0.43
25:BA:1190:G:C5'	25:BA:1190:G:C8	3.00	0.43
25:BA:1615:C:C5	25:BA:1617:C:C4	3.06	0.43
25:BA:1654:A:OP2	38:BR:3:HIS:NE2	2.51	0.43
25:BA:1997:G:H2'	25:BA:1998:G:H8	1.82	0.43
25:BA:2010:G:C5	25:BA:2011:U:C5	3.07	0.43
25:BA:2619:C:O2'	25:BA:2620:C:H5'	2.19	0.43
26:BB:89(A):G:C6	26:BB:89(B):A:C6	3.06	0.43
26:BB:104:A:H4'	46:BZ:89:PHE:CE2	2.54	0.43
27:BD:117:VAL:HG23	27:BD:128:GLY:O	2.18	0.43
27:BD:161:THR:O	27:BD:196:VAL:HG23	2.18	0.43
29:BF:127:GLU:HB2	29:BF:196:LEU:HD12	1.99	0.43
30:BG:16:ARG:N	30:BG:17:PRO:HD2	2.33	0.43
35:BO:96:THR:O	35:BO:97:ARG:C	2.56	0.43
38:BR:10:LEU:HD22	38:BR:17:ARG:CD	2.42	0.43
41:BU:45:TYR:O	41:BU:49:HIS:CD2	2.71	0.43
51:B4:37:PRO:HA	51:B4:50:THR:O	2.18	0.43
53:B6:11:LEU:HB3	53:B6:24:GLU:CB	2.48	0.43
1:CA:192:U:H2'	1:CA:193:C:H6	1.82	0.43
1:CA:370:C:N3	1:CA:392:G:C2	2.87	0.43
1:CA:416:G:H8	1:CA:416:G:O5'	2.01	0.43
1:CA:581:G:H8	1:CA:581:G:O5'	2.01	0.43
1:CA:1013:G:H2'	1:CA:1015:A:OP2	2.19	0.43
1:CA:1498:U:H4'	1:CA:1499:A:O5'	2.18	0.43
2:CY:56:C:C1'	30:DG:76:SER:HB3	2.48	0.43

*Continued on next page...*

*Continued from previous page...*

Atom-1	Atom-2	Interatomic distance (Å)	Clash overlap (Å)
4:CB:22:LYS:HA	4:CB:22:LYS:NZ	2.33	0.43
5:CC:8:ILE:CD1	5:CC:16:ARG:HH21	2.31	0.43
6:CD:119:GLN:HA	6:CD:119:GLN:HE21	1.81	0.43
13:CK:42:TRP:HZ3	13:CK:47:VAL:HG22	1.83	0.43
19:CQ:14:LYS:N	19:CQ:14:LYS:HD2	2.33	0.43
24:CX:92:LEU:HG	24:CX:348:LEU:HD22	2.00	0.43
24:CX:118:GLU:O	24:CX:121:ALA:HB3	2.19	0.43
27:DD:117:VAL:HG23	27:DD:128:GLY:O	2.18	0.43
28:DE:14:ILE:C	28:DE:14:ILE:HD12	2.39	0.43
30:DG:136:ARG:NH2	25:DA:2306:C:H4'	2.31	0.43
31:DH:137:ASP:OD1	31:DH:139:GLN:HB3	2.17	0.43
35:DO:61:VAL:O	35:DO:84:ALA:HB1	2.18	0.43
39:DS:15:ARG:NH2	26:DB:8:U:H5''	2.28	0.43
46:DZ:24:LEU:HA	46:DZ:25:PRO:HD2	1.82	0.43
50:D3:8:LEU:CA	50:D3:54:VAL:HG12	2.37	0.43
52:D5:16:ARG:O	52:D5:19:ARG:HB3	2.19	0.43
25:DA:26:G:H1'	25:DA:515:A:H61	1.82	0.43
25:DA:88:G:H5'	25:DA:89:G:OP2	2.19	0.43
25:DA:430:G:H5''	25:DA:431:U:OP2	2.18	0.43
25:DA:768:G:O2'	25:DA:1379:A:N6	2.48	0.43
25:DA:937:U:H2'	25:DA:938:G:O4'	2.17	0.43
25:DA:1025:G:H5''	25:DA:1025:G:C8	2.53	0.43
25:DA:1139:G:O2'	25:DA:1140:C:H5'	2.18	0.43
25:DA:1278:A:H2'	25:DA:1279:G:C8	2.51	0.43
25:DA:1792:G:N2	25:DA:1827:C:O2	2.51	0.43
25:DA:2181:G:C2	25:DA:2182:G:C8	3.07	0.43
25:DA:2443:C:O2'	25:DA:2444:G:H5'	2.18	0.43
25:DA:2748:A:C6	25:DA:2757:A:N7	2.87	0.43
1:AA:105:G:C6	1:AA:106:C:C4	3.06	0.43
1:AA:194:C:C2'	1:AA:195:A:H5''	2.47	0.43
1:AA:367:U:O2'	1:AA:368:U:H4'	2.18	0.43
1:AA:505:G:C6	1:AA:535:A:C2	3.06	0.43
1:AA:1103:C:H2'	1:AA:1104:G:C8	2.54	0.43
7:AE:64:ARG:HG3	7:AE:65:ASN:N	2.34	0.43
8:AF:35:ALA:HA	8:AF:67:MET:HB3	2.00	0.43
25:BA:626:U:N3	36:BP:105:LEU:HB3	2.32	0.43
25:BA:1120:G:C5	25:BA:1121:C:C4	3.06	0.43
25:BA:1173:G:H1'	25:BA:1177:A:N6	2.33	0.43
25:BA:1750:G:H2'	25:BA:1751:C:H6	1.83	0.43
25:BA:2393:A:H5''	36:BP:62:LEU:HD12	2.00	0.43
25:BA:2469:A:H2	25:BA:2481:G:H21	1.66	0.43

*Continued on next page...*

*Continued from previous page...*

Atom-1	Atom-2	Interatomic distance (Å)	Clash overlap (Å)
25:BA:2536:G:C5	25:BA:2537:U:C4	3.07	0.43
25:BA:2718:G:H2'	25:BA:2719:G:C8	2.54	0.43
30:BG:104:GLU:O	30:BG:108:ASN:HB2	2.18	0.43
34:BN:126:VAL:HG12	34:BN:130:LEU:CD1	2.43	0.43
34:BN:134:PRO:HA	34:BN:137:ARG:NE	2.33	0.43
35:BO:71:ARG:NH1	40:BT:74:ARG:HH22	2.16	0.43
38:BR:55:ALA:HA	38:BR:80:PHE:CE1	2.52	0.43
41:BU:92:ARG:CZ	42:BV:11:GLN:HG3	2.49	0.43
46:BZ:28:MET:HA	46:BZ:88:PHE:HB2	2.01	0.43
54:B7:27:GLY:O	54:B7:30:VAL:HB	2.18	0.43
1:CA:235:C:H2'	1:CA:236:G:C8	2.54	0.43
1:CA:277:C:OP1	19:CQ:41:LYS:HE3	2.17	0.43
1:CA:384:G:H2'	1:CA:385:C:C6	2.53	0.43
1:CA:685:G:O2'	1:CA:686:U:H5'	2.18	0.43
1:CA:723:U:H5''	1:CA:724:G:OP2	2.18	0.43
1:CA:790:A:H2'	1:CA:791:G:C8	2.53	0.43
1:CA:1065:U:O2'	1:CA:1066:C:OP2	2.33	0.43
4:CB:25:ASN:HB3	4:CB:27:LYS:HE2	2.00	0.43
4:CB:84:GLU:HB3	4:CB:219:VAL:CG2	2.39	0.43
6:CD:134:ASP:O	6:CD:136:PRO:HD3	2.19	0.43
7:CE:17:ALA:HB2	7:CE:26:PHE:CD2	2.53	0.43
14:CL:45:LYS:HE2	14:CL:45:LYS:HB3	1.69	0.43
18:CP:14:ASN:N	18:CP:15:PRO:HD3	2.33	0.43
21:CS:78:ARG:HB2	21:CS:81:ARG:HG3	2.00	0.43
22:CT:26:ASN:HB2	22:CT:71:THR:HG23	2.01	0.43
27:DD:271:ILE:O	27:DD:272:ALA:HB3	2.17	0.43
28:DE:116:VAL:HG13	28:DE:117:MET:N	2.33	0.43
29:DF:22:ALA:HB1	29:DF:24:LEU:HD13	2.00	0.43
29:DF:24:LEU:HD12	29:DF:24:LEU:N	2.31	0.43
30:DG:161:THR:HG22	30:DG:163:ALA:H	1.82	0.43
36:DP:69:GLY:O	36:DP:70:GLN:HB2	2.18	0.43
39:DS:26:LEU:C	39:DS:88:ASP:HB3	2.38	0.43
48:D1:11:ARG:CB	48:D1:12:PRO:HD2	2.35	0.43
49:D2:61:LEU:HD23	25:DA:72:U:H6	1.83	0.43
25:DA:140:A:N6	25:DA:141(A):A:N6	2.66	0.43
25:DA:652:U:H2'	25:DA:653:C:O4'	2.18	0.43
25:DA:950:G:C6	25:DA:968:G:N1	2.86	0.43
25:DA:1021:A:C8	25:DA:1021:A:H3'	2.53	0.43
25:DA:2250:G:N3	25:DA:2250:G:O4'	2.51	0.43
25:DA:2287:A:C6	25:DA:2289:G:C4	3.07	0.43
1:AA:114:U:H2'	1:AA:115:G:C8	2.54	0.43

*Continued on next page...*

*Continued from previous page...*

Atom-1	Atom-2	Interatomic distance (Å)	Clash overlap (Å)
1:AA:1013:G:H2'	1:AA:1015:A:OP2	2.19	0.43
1:AA:1049:U:C5	16:AN:3:ARG:HB2	2.53	0.43
1:AA:1080:A:H5''	7:AE:16:THR:HG21	2.00	0.43
6:AD:100:ARG:O	6:AD:103:ASN:HB3	2.18	0.43
8:AF:50:TYR:CE1	20:AR:77:GLY:HA2	2.53	0.43
20:AR:40:LEU:HA	20:AR:43:PHE:HD1	1.83	0.43
24:AX:13:ARG:H	24:AX:13:ARG:CD	2.29	0.43
24:AX:243:HIS:HB3	24:AX:246:THR:OG1	2.18	0.43
25:BA:66:C:H2'	25:BA:67:U:O4'	2.17	0.43
25:BA:597:U:H2'	25:BA:598:G:C8	2.54	0.43
25:BA:950:G:C6	25:BA:968:G:N1	2.86	0.43
25:BA:1095:A:H2'	25:BA:1096:A:C8	2.52	0.43
25:BA:1139:G:O2'	25:BA:1140:C:H5'	2.17	0.43
25:BA:1405:U:H2'	25:BA:1406:U:H6	1.80	0.43
25:BA:1550:C:H2'	25:BA:1551:C:C6	2.53	0.43
25:BA:1759:A:H4'	25:BA:2715:C:O4'	2.18	0.43
25:BA:1824:G:OP1	27:BD:52:ARG:HD3	2.19	0.43
25:BA:1990:C:H2'	25:BA:1991:U:C6	2.54	0.43
25:BA:2517:C:C2	25:BA:2542:A:N1	2.87	0.43
25:BA:2706:G:H8	25:BA:2706:G:O5'	2.02	0.43
25:BA:2732:G:O2'	25:BA:2733:A:H5'	2.17	0.43
27:BD:16:MET:HE1	27:BD:208:LYS:HE2	1.99	0.43
27:BD:119:ALA:HA	27:BD:130:ALA:O	2.18	0.43
30:BG:134:GLY:C	30:BG:135:LEU:HD12	2.39	0.43
34:BN:38:LEU:O	34:BN:159:GLU:HA	2.19	0.43
34:BN:88:LYS:O	34:BN:90:LEU:N	2.52	0.43
41:BU:57:PHE:HA	41:BU:60:LEU:HB3	1.99	0.43
44:BX:55:ASN:N	44:BX:55:ASN:ND2	2.65	0.43
45:BY:78:ALA:HB3	45:BY:81:LYS:HE3	1.99	0.43
48:B1:27:GLU:HG3	48:B1:33:LYS:HE3	2.01	0.43
1:CA:737:A:H2'	1:CA:738:C:C6	2.54	0.43
1:CA:1225:A:N3	1:CA:1225:A:H2'	2.32	0.43
2:CZ:24:U:H2'	2:CZ:25:C:C6	2.53	0.43
6:CD:102:ASP:HA	6:CD:121:VAL:HG21	2.01	0.43
8:CF:35:ALA:HA	8:CF:67:MET:HB3	2.01	0.43
9:CG:139:GLU:O	9:CG:143:ARG:HG3	2.19	0.43
9:CG:146:GLU:HA	9:CG:149:ARG:HB2	1.99	0.43
13:CK:97:ALA:O	13:CK:101:SER:HB3	2.18	0.43
19:CQ:59:ILE:HG22	19:CQ:71:PHE:HD1	1.83	0.43
30:DG:50:ALA:O	30:DG:53:LEU:HB3	2.18	0.43
31:DH:22:GLY:C	31:DH:23:ARG:HD3	2.38	0.43

*Continued on next page...*



*Continued from previous page...*

Atom-1	Atom-2	Interatomic distance (Å)	Clash overlap (Å)
35:DO:22:ILE:HD12	25:DA:1952:A:C5	2.54	0.43
36:DP:52:GLU:OE1	36:DP:52:GLU:HA	2.18	0.43
37:DQ:43:THR:O	37:DQ:46:GLN:HB2	2.19	0.43
38:DR:17:ARG:HG3	38:DR:18:LEU:N	2.32	0.43
38:DR:54:LEU:HD23	38:DR:54:LEU:O	2.19	0.43
49:D2:14:ARG:HH21	49:D2:67:LYS:HB3	1.83	0.43
25:DA:244:A:H2'	25:DA:245:G:O4'	2.18	0.43
25:DA:372:G:N2	25:DA:400:G:H2'	2.34	0.43
25:DA:579:G:N2	25:DA:1262:A:C4	2.87	0.43
25:DA:616:A:O2'	25:DA:617:G:P	2.76	0.43
25:DA:638:G:C5	25:DA:651:G:C2	3.07	0.43
25:DA:1478:G:HO2'	25:DA:1558:A:H2	1.67	0.43
25:DA:1562:A:C2	25:DA:1563:G:C4	3.07	0.43
25:DA:1858:G:H1'	25:DA:1884:A:H62	1.80	0.43
25:DA:2476:A:H2'	25:DA:2477:C:H5''	1.99	0.43
25:DA:2646:C:H2'	25:DA:2647:U:O4'	2.18	0.43
1:AA:261:U:H5	22:AT:79:ARG:NH1	2.16	0.43
1:AA:370:C:N3	1:AA:392:G:C2	2.86	0.43
1:AA:723:U:H5''	1:AA:724:G:OP2	2.18	0.43
1:AA:828:A:O2'	4:AB:26:PRO:HB3	2.19	0.43
1:AA:899:C:O5'	1:AA:899:C:H6	2.01	0.43
1:AA:945:G:H2'	1:AA:945:G:N3	2.33	0.43
1:AA:1425:U:H2'	1:AA:1426:C:C6	2.54	0.43
1:AA:1438:G:H2'	1:AA:1439:C:H6	1.82	0.43
1:AA:1502:A:H8	1:AA:1505:G:N2	2.15	0.43
4:AB:113:HIS:O	4:AB:116:GLU:HG2	2.19	0.43
4:AB:124:SER:C	4:AB:126:GLU:H	2.21	0.43
6:AD:134:ASP:O	6:AD:136:PRO:HD3	2.18	0.43
8:AF:60:PHE:C	8:AF:61:LEU:HD12	2.39	0.43
9:AG:127:ALA:HA	9:AG:135:VAL:HG21	2.00	0.43
21:AS:10:PHE:CD1	21:AS:10:PHE:N	2.86	0.43
24:AX:106:ASP:HA	24:AX:167:ALA:HB3	2.00	0.43
24:AX:319:PHE:HE2	24:AX:335:ILE:HG12	1.84	0.43
25:BA:155:C:H2'	25:BA:161:U:H5'	2.00	0.43
25:BA:269:U:H1'	25:BA:424:G:N2	2.34	0.43
25:BA:815:C:C2	25:BA:1193:G:C2	3.06	0.43
25:BA:1841:U:H2'	25:BA:1842:G:C8	2.50	0.43
25:BA:1998:G:H2'	25:BA:1999:C:H6	1.83	0.43
25:BA:2020:A:C5'	52:B5:12:SER:HB3	2.47	0.43
25:BA:2037:G:C6	25:BA:2038:G:C6	3.06	0.43
25:BA:2078:C:H2'	25:BA:2079:U:C6	2.54	0.43

*Continued on next page...*

*Continued from previous page...*

Atom-1	Atom-2	Interatomic distance (Å)	Clash overlap (Å)
25:BA:2572:A:P	28:BE:144:ARG:HB2	2.59	0.43
25:BA:2783:G:H22	28:BE:37:ARG:HH12	1.66	0.43
25:BA:2887:U:H2'	25:BA:2888:C:C6	2.53	0.43
26:BB:16:G:C6	26:BB:69:G:C2	3.06	0.43
26:BB:43:C:H4'	30:BG:98:ARG:HH12	1.83	0.43
28:BE:104:VAL:HA	28:BE:197:ILE:O	2.18	0.43
28:BE:116:VAL:HG13	28:BE:117:MET:N	2.34	0.43
29:BF:95:ARG:O	29:BF:95:ARG:HD2	2.19	0.43
30:BG:86:MET:SD	30:BG:87:PRO:HD3	2.59	0.43
36:BP:85:LEU:HA	36:BP:88:LEU:HB3	2.01	0.43
38:BR:26:LYS:HE2	38:BR:71:GLN:H	1.83	0.43
45:BY:12:THR:O	45:BY:75:ILE:HG22	2.19	0.43
45:BY:31:LEU:HA	45:BY:32:PRO:HD2	1.81	0.43
46:BZ:70:LEU:N	46:BZ:70:LEU:HD23	2.33	0.43
50:B3:26:LEU:HD11	50:B3:46:ASN:HB3	2.01	0.43
1:CA:1493:A:N1	25:DA:1913:A:C8	2.87	0.43
2:CY:51:C:H2'	2:CY:52:G:C8	2.54	0.43
11:CI:3:GLN:HG2	11:CI:20:ARG:HG2	1.99	0.43
24:CX:131:TYR:HE1	24:CX:174:GLU:HG3	1.84	0.43
24:CX:243:HIS:ND1	24:CX:245:PRO:HD2	2.34	0.43
24:CX:300:GLU:CG	24:CX:301:LYS:H	2.28	0.43
24:CX:323:ASP:O	24:CX:324:LEU:C	2.56	0.43
27:DD:13:ARG:NH1	27:DD:16:MET:SD	2.91	0.43
27:DD:35:LYS:HE3	27:DD:104:TYR:CB	2.49	0.43
28:DE:4:ILE:HG12	28:DE:28:ALA:HB1	2.00	0.43
30:DG:81:LYS:C	30:DG:82:LEU:HD23	2.39	0.43
30:DG:109:VAL:C	30:DG:112:PRO:HD2	2.39	0.43
32:DI:77:LEU:O	32:DI:143:SER:HB3	2.18	0.43
34:DN:57:LEU:HD11	34:DN:142:ARG:HB2	2.00	0.43
35:DO:14:THR:O	35:DO:14:THR:HG22	2.17	0.43
36:DP:60:MET:HE3	25:DA:2392:A:H1'	2.01	0.43
36:DP:81:GLN:HG2	36:DP:106:LEU:HD22	2.00	0.43
40:DT:80:SER:HA	40:DT:81:PRO:HD3	1.85	0.43
42:DV:35:LEU:HB3	42:DV:37:VAL:HG23	2.00	0.43
45:DY:2:ARG:HG2	45:DY:3:VAL:N	2.32	0.43
45:DY:68:HIS:CE1	45:DY:70:SER:HB2	2.52	0.43
48:D1:27:GLU:HG3	48:D1:33:LYS:HE3	2.00	0.43
49:D2:14:ARG:HA	49:D2:17:SER:HB2	2.01	0.43
53:D6:11:LEU:HB3	53:D6:24:GLU:CB	2.48	0.43
53:D6:38:LYS:HA	53:D6:48:VAL:HA	1.99	0.43
55:D8:59:LYS:O	55:D8:60:LEU:HD23	2.18	0.43

*Continued on next page...*

*Continued from previous page...*

Atom-1	Atom-2	Interatomic distance (Å)	Clash overlap (Å)
25:DA:30:G:H2'	25:DA:31:C:O4'	2.18	0.43
25:DA:88:G:N3	25:DA:88:G:H2'	2.34	0.43
25:DA:469:G:C2'	25:DA:470:A:H5''	2.49	0.43
25:DA:649:G:H2'	25:DA:650:C:O4'	2.18	0.43
25:DA:1549:C:H2'	25:DA:1550:C:C6	2.54	0.43
1:AA:358:U:C5'	1:AA:358:U:H6	2.31	0.43
1:AA:502:G:C6	1:AA:503:C:C4	3.07	0.43
1:AA:886:G:C4	1:AA:887:G:C8	3.06	0.43
1:AA:904:C:H2'	1:AA:905:U:O4'	2.19	0.43
1:AA:1203:C:OP1	16:AN:3:ARG:HD3	2.19	0.43
1:AA:1250:A:C2	1:AA:1370:G:H1'	2.53	0.43
1:AA:1344:C:O2'	1:AA:1345:U:H5'	2.19	0.43
2:AZ:47:U:H3'	2:AZ:48:C:C5'	2.49	0.43
8:AF:5:GLU:HG3	8:AF:93:SER:OG	2.18	0.43
13:AK:42:TRP:HZ3	13:AK:47:VAL:HG22	1.83	0.43
19:AQ:54:GLY:HA3	19:AQ:82:MET:HE2	2.00	0.43
21:AS:58:VAL:HA	21:AS:59:PRO:HD2	1.87	0.43
25:BA:449:A:C6	25:BA:450:G:C5	3.06	0.43
25:BA:469:G:C2'	25:BA:470:A:H5''	2.48	0.43
25:BA:511:U:C5	25:BA:512:G:C5	3.07	0.43
25:BA:833:U:H1'	36:BP:55:ARG:NH1	2.33	0.43
25:BA:836:G:H8	25:BA:836:G:O5'	2.01	0.43
25:BA:1023:U:O2'	25:BA:1122:G:H5''	2.18	0.43
25:BA:1039:G:H2'	25:BA:1040:C:H6	1.82	0.43
25:BA:1056:G:H21	25:BA:1103:A:H62	1.65	0.43
25:BA:1268:A:C2	25:BA:2013:A:C4	3.07	0.43
25:BA:2072:G:C6	25:BA:2073:C:C4	3.07	0.43
25:BA:2420:C:O5'	25:BA:2420:C:H6	2.02	0.43
27:BD:85:ASP:HA	27:BD:86:PRO:HD2	1.87	0.43
27:BD:231:HIS:CE1	27:BD:232:PRO:HD2	2.53	0.43
28:BE:11:MET:HE3	28:BE:186:GLY:HA2	2.01	0.43
29:BF:116:ASP:OD2	36:BP:5:ASP:HB2	2.19	0.43
29:BF:173:VAL:HG12	29:BF:174:VAL:N	2.34	0.43
30:BG:49:ASP:HB3	30:BG:52:ILE:HG12	2.00	0.43
35:BO:8:LEU:HB2	35:BO:19:ILE:CD1	2.45	0.43
43:BW:88:ARG:HB3	43:BW:92:ARG:HB2	2.00	0.43
47:B0:66:VAL:O	47:B0:81:VAL:HA	2.18	0.43
50:B3:17:LYS:C	50:B3:17:LYS:HD3	2.39	0.43
1:CA:551:U:H2'	1:CA:552:U:H6	1.82	0.43
4:CB:95:GLN:HB3	4:CB:148:TYR:HD1	1.84	0.43
31:DH:154:PRO:HA	31:DH:160:LYS:O	2.17	0.43

*Continued on next page...*

*Continued from previous page...*

Atom-1	Atom-2	Interatomic distance (Å)	Clash overlap (Å)
37:DQ:85:LYS:HB2	25:DA:2276:G:O3'	2.18	0.43
38:DR:42:LYS:O	38:DR:45:ARG:HB3	2.17	0.43
39:DS:32:LEU:HD11	26:DB:30:C:OP2	2.19	0.43
43:DW:4:LYS:HG2	43:DW:106:ILE:HG22	2.01	0.43
43:DW:65:LEU:HB2	43:DW:68:ARG:HG2	2.00	0.43
44:DX:12:VAL:HG12	44:DX:27:THR:O	2.18	0.43
46:DZ:89:PHE:CE2	26:DB:104:A:H4'	2.53	0.43
52:D5:2:ALA:N	25:DA:2015:A:N3	2.67	0.43
25:DA:46:C:OP2	25:DA:215:G:H2'	2.19	0.43
25:DA:223:A:N7	25:DA:422:A:H1'	2.34	0.43
25:DA:273(B):G:C6	25:DA:364:C:N4	2.87	0.43
25:DA:791:C:N4	25:DA:794:G:H1'	2.33	0.43
25:DA:853:G:H2'	25:DA:854:G:C8	2.53	0.43
25:DA:1326:U:H2'	25:DA:1327:C:H6	1.83	0.43
25:DA:1336:A:H2'	25:DA:1337:G:C8	2.54	0.43
25:DA:1517:G:H2'	25:DA:1518:C:C6	2.53	0.43
25:DA:1658:C:N4	25:DA:2002:G:H1	2.13	0.43
25:DA:1917:U:H2'	25:DA:1918:A:H8	1.83	0.43
25:DA:2262:U:H4'	25:DA:2328:A:C2	2.53	0.43
25:DA:2275:C:H5'	25:DA:2275:C:C6	2.46	0.43
25:DA:2321:G:H2'	25:DA:2321:G:N3	2.34	0.43
25:DA:2543:G:H2'	25:DA:2544:G:H8	1.83	0.43
25:DA:2623:G:H2'	25:DA:2624:G:C8	2.54	0.43
25:DA:2674:G:H2'	25:DA:2675:A:C8	2.54	0.43
25:DA:2720:U:H2'	25:DA:2721:A:C8	2.54	0.43
26:DB:49:C:O5'	26:DB:49:C:H6	2.00	0.43
1:AA:37:U:OP2	14:AL:122:LYS:HG3	2.19	0.43
1:AA:235:C:H2'	1:AA:236:G:C8	2.54	0.43
1:AA:250:A:N3	1:AA:252:U:C4	2.87	0.43
1:AA:434:U:H2'	1:AA:435:C:C6	2.53	0.43
1:AA:453:A:C2	1:AA:454:C:C2	3.07	0.43
1:AA:468:A:P	18:AP:75:ARG:HH12	2.41	0.43
1:AA:955:U:H2'	1:AA:956:U:H6	1.84	0.43
1:AA:1049:U:H4'	1:AA:1050:G:OP2	2.18	0.43
20:AR:29:PHE:CD1	20:AR:39:VAL:HG11	2.53	0.43
21:AS:39:THR:OG1	21:AS:70:LYS:HE2	2.18	0.43
25:BA:25:U:H5''	43:BW:80:PRO:HD3	2.00	0.43
25:BA:140:A:N6	25:BA:141(A):A:N6	2.65	0.43
25:BA:372:G:N2	25:BA:400:G:H2'	2.34	0.43
25:BA:638:G:C6	25:BA:639:U:C4	3.06	0.43
25:BA:941:A:O2'	36:BP:35:HIS:HB3	2.18	0.43

*Continued on next page...*

*Continued from previous page...*

Atom-1	Atom-2	Interatomic distance (Å)	Clash overlap (Å)
25:BA:957:A:OP1	37:BQ:76:LYS:HD2	2.19	0.43
25:BA:1336:A:H2'	25:BA:1337:G:C8	2.54	0.43
25:BA:1658:C:N4	25:BA:2002:G:H1	2.13	0.43
25:BA:2299:G:H2'	25:BA:2300:G:H8	1.83	0.43
26:BB:30:C:OP2	39:BS:32:LEU:HD11	2.19	0.43
29:BF:12:LEU:HB2	29:BF:124:LEU:HD11	1.99	0.43
32:BI:62:LYS:HE3	32:BI:136:VAL:CG2	2.48	0.43
32:BI:142:VAL:HG12	32:BI:143:SER:H	1.84	0.43
49:B2:48:HIS:HD2	49:B2:52:ASP:OD2	2.02	0.43
55:B8:52:LYS:N	55:B8:53:PRO:HD2	2.33	0.43
1:CA:78:G:H2'	1:CA:79:G:C8	2.53	0.43
1:CA:309:G:H2'	1:CA:310:G:H8	1.84	0.43
1:CA:899:C:O5'	1:CA:899:C:H6	2.01	0.43
1:CA:1219:U:H2'	1:CA:1220:G:C8	2.53	0.43
1:CA:1438:G:H2'	1:CA:1439:C:H6	1.84	0.43
2:CY:17(A):U:H5''	2:CY:18:G:OP2	2.19	0.43
4:CB:39:ILE:H	4:CB:39:ILE:HD12	1.84	0.43
5:CC:91:LEU:HB3	5:CC:99:VAL:HG11	2.01	0.43
9:CG:65:ALA:O	9:CG:69:VAL:HG23	2.19	0.43
10:CH:19:VAL:CG2	10:CH:21:LYS:HG2	2.48	0.43
14:CL:27:LYS:C	14:CL:29:ALA:N	2.71	0.43
21:CS:39:THR:OG1	21:CS:70:LYS:HE2	2.18	0.43
27:DD:10:THR:HG23	27:DD:13:ARG:CB	2.48	0.43
27:DD:25:THR:HG21	27:DD:82:ILE:H	1.81	0.43
27:DD:43:ARG:HB2	27:DD:48:ARG:O	2.18	0.43
32:DI:81:VAL:HG12	32:DI:82:ARG:N	2.33	0.43
34:DN:108:ILE:HA	34:DN:109:PRO:HD2	1.89	0.43
34:DN:122:LEU:O	34:DN:125:ALA:HB3	2.18	0.43
34:DN:134:PRO:HA	34:DN:137:ARG:NE	2.33	0.43
35:DO:8:LEU:HD22	35:DO:8:LEU:N	2.34	0.43
36:DP:57:THR:HG23	36:DP:59:LEU:CB	2.48	0.43
36:DP:61:ARG:H	36:DP:61:ARG:CD	2.28	0.43
41:DU:110:VAL:O	41:DU:114:LYS:HG2	2.19	0.43
44:DX:55:ASN:N	44:DX:55:ASN:ND2	2.65	0.43
45:DY:2:ARG:C	45:DY:4:LYS:H	2.22	0.43
48:D1:11:ARG:HH11	48:D1:60:PHE:HA	1.84	0.43
48:D1:82:LEU:N	48:D1:82:LEU:HD12	2.33	0.43
25:DA:197:A:C6	25:DA:2430:A:C8	3.07	0.43
25:DA:270(O):G:H2'	25:DA:270(P):U:H5''	1.99	0.43
25:DA:312:G:H5'	25:DA:331:A:H2'	1.99	0.43
25:DA:603:A:N6	25:DA:655:A:H2'	2.33	0.43

*Continued on next page...*

*Continued from previous page...*

Atom-1	Atom-2	Interatomic distance (Å)	Clash overlap (Å)
25:DA:831:G:H2'	25:DA:832:G:O4'	2.18	0.43
25:DA:114(B):A:C4	25:DA:1144:G:N7	2.87	0.43
25:DA:1870:C:H2'	25:DA:1871:A:C8	2.53	0.43
25:DA:1999:C:H5''	25:DA:2723:C:O2'	2.19	0.43
25:DA:2090:G:C6	25:DA:2091:U:C4	3.07	0.43
26:DB:14:U:H1'	26:DB:107:U:H1'	2.01	0.43
1:AA:6:G:H4'	1:AA:298:A:H4'	2.01	0.43
1:AA:176:C:H5''	22:AT:29:LYS:HZ2	1.82	0.43
1:AA:581:G:O5'	1:AA:581:G:H8	2.02	0.43
1:AA:1191:A:H2'	1:AA:1192:C:C6	2.54	0.43
2:AZ:34:C:H5	9:AG:79:ARG:HH22	1.67	0.43
4:AB:7:VAL:O	4:AB:11:LEU:HG	2.18	0.43
6:AD:80:GLU:O	6:AD:84:LYS:HG2	2.19	0.43
7:AE:25:ARG:HD2	7:AE:25:ARG:N	2.33	0.43
7:AE:101:ILE:HD11	7:AE:119:LEU:HD22	2.01	0.43
10:AH:9:MET:SD	10:AH:32:LYS:HG2	2.59	0.43
12:AJ:75:ILE:CG1	12:AJ:76:ASN:H	2.26	0.43
13:AK:59:TYR:CZ	13:AK:63:LEU:HD11	2.54	0.43
14:AL:103:VAL:HG12	14:AL:104:TYR:CD1	2.53	0.43
24:AX:108:ILE:HA	24:AX:160:PHE:O	2.19	0.43
25:BA:187:G:C6	25:BA:188:G:C5	3.07	0.43
25:BA:273(A):G:C4	25:BA:273(B):G:C8	3.06	0.43
25:BA:322:A:H2'	29:BF:169:ASN:ND2	2.34	0.43
25:BA:666:G:C5	25:BA:667:U:C4	3.07	0.43
25:BA:847:U:H3	25:BA:934:G:N2	2.17	0.43
25:BA:886:C:C6	25:BA:886:C:C3'	3.01	0.43
25:BA:1029:A:N3	25:BA:2486:G:H1'	2.34	0.43
25:BA:1322:A:H2'	25:BA:1323:U:H6	1.84	0.43
25:BA:1765:C:H6	25:BA:1765:C:O5'	2.02	0.43
25:BA:2050:C:H1'	28:BE:156:MET:CE	2.49	0.43
25:BA:2263:C:H2'	25:BA:2264:C:H6	1.83	0.43
25:BA:2720:U:H2'	25:BA:2721:A:C8	2.53	0.43
25:BA:2789:C:H1'	25:BA:2892:A:H2	1.83	0.43
30:BG:110:ALA:O	30:BG:114:ILE:HG13	2.19	0.43
31:BH:84:SER:HA	31:BH:133:VAL:O	2.18	0.43
36:BP:58:THR:C	36:BP:60:MET:H	2.22	0.43
37:BQ:134:ARG:O	37:BQ:135:ASP:HB2	2.18	0.43
38:BR:24:GLN:O	38:BR:28:LEU:HB2	2.19	0.43
41:BU:107:ALA:O	41:BU:110:VAL:HB	2.19	0.43
43:BW:25:ARG:HB2	43:BW:25:ARG:NH1	2.33	0.43
45:BY:90:LEU:HD23	45:BY:90:LEU:N	2.34	0.43

*Continued on next page...*

*Continued from previous page...*

Atom-1	Atom-2	Interatomic distance (Å)	Clash overlap (Å)
49:B2:14:ARG:HH21	49:B2:67:LYS:HB3	1.84	0.43
50:B3:40:THR:O	50:B3:44:ARG:HG3	2.18	0.43
1:CA:77:C:H2'	1:CA:78:G:C8	2.54	0.43
1:CA:105:G:C6	1:CA:106:C:C4	3.06	0.43
1:CA:186(B):C:O2'	22:CT:89:ARG:HD2	2.18	0.43
1:CA:718:G:C4	13:CK:116:HIS:ND1	2.87	0.43
1:CA:768:A:H5'	1:CA:1524:C:H1'	2.01	0.43
1:CA:828:A:O2'	4:CB:26:PRO:HB3	2.18	0.43
1:CA:872:A:C5	1:CA:874:G:C8	3.06	0.43
1:CA:979:C:H2'	16:CN:19:ARG:HH12	1.84	0.43
1:CA:1290:G:N3	1:CA:1290:G:H2'	2.34	0.43
1:CA:1511:G:C6	1:CA:1512:U:N3	2.87	0.43
2:CZ:76:A:N1	55:D8:31:HIS:NE2	2.67	0.43
4:CB:17:PHE:CD1	4:CB:44:LEU:HD21	2.54	0.43
5:CC:86:VAL:O	5:CC:89:GLU:HB3	2.18	0.43
7:CE:20:GLN:HE21	7:CE:20:GLN:HB3	1.60	0.43
11:CI:118:LYS:C	11:CI:120:ARG:H	2.21	0.43
15:CM:70:LEU:HD23	15:CM:70:LEU:C	2.39	0.43
22:CT:61:SER:O	22:CT:65:LYS:HG2	2.18	0.43
27:DD:165:ILE:HD12	27:DD:165:ILE:N	2.34	0.43
35:DO:1:MET:H1	35:DO:67:LYS:HB3	1.83	0.43
35:DO:96:THR:O	35:DO:97:ARG:C	2.57	0.43
36:DP:38:GLN:CD	25:DA:943:U:OP2	2.57	0.43
36:DP:70:GLN:N	25:DA:245:G:H5''	2.33	0.43
38:DR:61:HIS:CG	25:DA:2850:A:H2	2.36	0.43
39:DS:11:LYS:HD2	39:DS:91:PRO:HB3	2.01	0.43
41:DU:25:TRP:O	41:DU:26:GLY:C	2.57	0.43
41:DU:45:TYR:O	41:DU:49:HIS:CD2	2.72	0.43
46:DZ:166:SER:HA	46:DZ:167:PRO:HD2	1.78	0.43
48:D1:27:GLU:CB	48:D1:33:LYS:HA	2.48	0.43
51:D4:53:THR:O	51:D4:57:ILE:HD11	2.18	0.43
25:DA:375:C:H2'	25:DA:376:C:C6	2.51	0.43
25:DA:511:U:C5	25:DA:512:G:C5	3.06	0.43
25:DA:775:G:C4	25:DA:794:G:C8	3.06	0.43
25:DA:1322:A:H2'	25:DA:1323:U:H6	1.83	0.43
25:DA:1607:C:H4'	25:DA:1608:A:O5'	2.17	0.43
25:DA:1652:A:H2'	25:DA:1653:G:O4'	2.19	0.43
25:DA:2078:C:H2'	25:DA:2079:U:C6	2.54	0.43
25:DA:2581:G:C6	25:DA:2610:C:N3	2.86	0.43
25:DA:2626:C:H42	25:DA:2777:G:H1	1.67	0.43
25:DA:2718:G:H2'	25:DA:2719:G:C8	2.54	0.43

*Continued on next page...*

*Continued from previous page...*

Atom-1	Atom-2	Interatomic distance (Å)	Clash overlap (Å)
1:AA:272:C:H2'	1:AA:273:A:C8	2.53	0.43
1:AA:665:A:C8	1:AA:725:G:C2	3.07	0.43
1:AA:714:G:N2	1:AA:777:A:H1'	2.33	0.43
1:AA:978:A:H5''	1:AA:978:A:H8	1.83	0.43
1:AA:1303:C:H2'	1:AA:1304:G:O4'	2.19	0.43
2:AY:46:G:H2'	2:AY:47:U:H5''	2.01	0.43
2:AY:65:C:H2'	2:AY:66:C:C6	2.54	0.43
9:AG:15:ASP:HB2	9:AG:20:ASP:O	2.19	0.43
12:AJ:76:ASN:HA	12:AJ:77:PRO:HD2	1.86	0.43
14:AL:69:ILE:HD12	14:AL:69:ILE:N	2.34	0.43
16:AN:3:ARG:O	16:AN:7:ILE:HG23	2.19	0.43
25:BA:29:U:H1'	41:BU:11:ARG:HH12	1.84	0.43
25:BA:30:G:H2'	25:BA:31:C:O4'	2.18	0.43
25:BA:722:A:H2'	25:BA:723:G:C8	2.54	0.43
25:BA:952:G:P	37:BQ:16:ARG:HH12	2.42	0.43
25:BA:1283:G:H1'	25:BA:1329:U:O2	2.19	0.43
25:BA:1870:C:H2'	25:BA:1871:A:C8	2.53	0.43
25:BA:2056:G:N2	52:B5:4:HIS:O	2.52	0.43
25:BA:2181:G:C2	25:BA:2182:G:C8	3.07	0.43
25:BA:2758:A:C2	25:BA:2759:G:H1'	2.54	0.43
27:BD:10:THR:HG23	27:BD:13:ARG:CB	2.49	0.43
29:BF:186:ILE:C	29:BF:188:ARG:H	2.22	0.43
34:BN:49:LEU:HD23	34:BN:122:LEU:HD21	2.01	0.43
34:BN:90:LEU:O	34:BN:111:GLU:HG3	2.19	0.43
35:BO:122:LEU:CD2	40:BT:74:ARG:HE	2.32	0.43
40:BT:68:TYR:N	40:BT:68:TYR:HD2	2.17	0.43
41:BU:110:VAL:O	41:BU:114:LYS:HG2	2.19	0.43
43:BW:4:LYS:HG2	43:BW:106:ILE:HG22	2.01	0.43
45:BY:68:HIS:CE1	45:BY:70:SER:HB2	2.54	0.43
48:B1:11:ARG:HG3	48:B1:61:ARG:O	2.19	0.43
48:B1:26:ARG:O	48:B1:27:GLU:HB3	2.19	0.43
1:CA:27:G:H2'	1:CA:28:G:O4'	2.19	0.43
1:CA:632:A:H2'	1:CA:633:G:O4'	2.19	0.43
1:CA:939:G:H5''	9:CG:102:ARG:HH12	1.84	0.43
4:CB:39:ILE:HD12	4:CB:39:ILE:N	2.34	0.43
6:CD:144:ASP:O	6:CD:184:LYS:HA	2.19	0.43
7:CE:13:ILE:HD12	7:CE:13:ILE:N	2.34	0.43
14:CL:46:LYS:HG2	14:CL:47:PRO:N	2.34	0.43
27:DD:106:ILE:H	27:DD:106:ILE:HG13	1.63	0.43
28:DE:9:VAL:HG21	40:DT:7:ILE:HG21	2.00	0.43
29:DF:31:HIS:O	29:DF:34:TRP:HB3	2.19	0.43

*Continued on next page...*



*Continued from previous page...*

Atom-1	Atom-2	Interatomic distance (Å)	Clash overlap (Å)
36:DP:98:GLU:O	36:DP:101:VAL:HG12	2.19	0.43
37:DQ:120:ILE:HA	37:DQ:123:HIS:HD2	1.84	0.43
38:DR:12:ARG:HH22	38:DR:40:LYS:HZ1	1.67	0.43
38:DR:26:LYS:HE2	38:DR:71:GLN:H	1.84	0.43
39:DS:95:HIS:HE1	26:DB:37:C:H2'	1.84	0.43
40:DT:108:ARG:H	40:DT:108:ARG:HG3	1.68	0.43
41:DU:75:ASN:HB3	25:DA:1011:G:OP1	2.19	0.43
48:D1:86:SER:CB	48:D1:90:ILE:HG12	2.49	0.43
49:D2:50:ILE:HG21	25:DA:61:G:H5'	2.00	0.43
25:DA:15:G:C4	25:DA:16:G:C8	3.07	0.43
25:DA:239:U:H2'	25:DA:240:G:O4'	2.19	0.43
25:DA:273(D):C:H2'	25:DA:273(E):C:C6	2.54	0.43
25:DA:733:G:H8	25:DA:733:G:O5'	2.02	0.43
25:DA:802:A:C5	25:DA:803:U:C4	3.07	0.43
25:DA:1022:G:O2'	25:DA:1023:U:OP2	2.37	0.43
25:DA:1782:C:H2'	25:DA:2608:G:O2'	2.19	0.43
25:DA:1936:A:H5''	25:DA:1936:A:N3	2.33	0.43
25:DA:1997:G:H2'	25:DA:1998:G:H8	1.84	0.43
25:DA:2864:G:H2'	25:DA:2865:U:O4'	2.18	0.43
1:AA:77:C:H2'	1:AA:78:G:C8	2.53	0.42
1:AA:92:G:C6	1:AA:93:U:N3	2.87	0.42
1:AA:360:A:H2'	1:AA:361:G:C8	2.55	0.42
1:AA:603:U:H2'	1:AA:604:G:H8	1.81	0.42
1:AA:886:G:H2'	1:AA:887:G:O4'	2.19	0.42
1:AA:1145:C:O2'	1:AA:1146:A:P	2.77	0.42
1:AA:1219:U:H2'	1:AA:1220:G:C8	2.53	0.42
4:AB:185:ILE:HA	4:AB:199:TYR:O	2.19	0.42
10:AH:109:ILE:HG12	10:AH:110:ALA:N	2.34	0.42
13:AK:97:ALA:O	13:AK:101:SER:HB3	2.18	0.42
15:AM:91:ARG:NH1	21:AS:81:ARG:HH12	2.16	0.42
18:AP:8:ARG:NH2	18:AP:15:PRO:HG3	2.34	0.42
18:AP:27:LYS:N	18:AP:27:LYS:HD2	2.34	0.42
19:AQ:11:VAL:HG21	19:AQ:88:TYR:CG	2.54	0.42
24:AX:130:MET:HE3	24:AX:328:LEU:HD23	2.01	0.42
24:AX:182:ARG:HB3	24:AX:307:PHE:HB2	2.01	0.42
24:AX:234:THR:HG23	24:AX:235:THR:N	2.32	0.42
25:BA:197:A:C6	25:BA:2430:A:C8	3.07	0.42
25:BA:262:A:H2'	25:BA:263:C:O4'	2.19	0.42
25:BA:570:G:H2'	25:BA:2030:A:N6	2.32	0.42
25:BA:931:G:H8	25:BA:931:G:H3'	1.84	0.42
25:BA:1587:A:H2'	25:BA:1588:C:H6	1.82	0.42

*Continued on next page...*

*Continued from previous page...*

Atom-1	Atom-2	Interatomic distance (Å)	Clash overlap (Å)
25:BA:1675:C:N3	28:BE:128:SER:HB2	2.34	0.42
25:BA:1961:C:O2'	25:BA:1962:C:H5'	2.19	0.42
25:BA:1992:G:H8	25:BA:1992:G:OP1	2.02	0.42
25:BA:2073:C:H2'	25:BA:2074:U:H6	1.84	0.42
25:BA:2121:G:H8	25:BA:2121:G:O5'	2.02	0.42
25:BA:2173:A:H2'	25:BA:2174:C:O4'	2.19	0.42
25:BA:2276:G:H2'	25:BA:2277:G:C8	2.54	0.42
25:BA:2415:G:C6	25:BA:2416:C:C4	3.07	0.42
25:BA:2591:C:H2'	25:BA:2592:G:H8	1.83	0.42
27:BD:32:SER:HA	27:BD:36:PRO:CG	2.47	0.42
27:BD:105:ILE:HG12	27:BD:106:ILE:HD12	2.01	0.42
27:BD:161:THR:O	27:BD:162:SER:HB2	2.19	0.42
28:BE:78:LEU:HD23	28:BE:78:LEU:N	2.33	0.42
30:BG:47:LYS:HD3	30:BG:48:GLU:N	2.34	0.42
30:BG:94:LEU:HD12	30:BG:98:ARG:O	2.19	0.42
31:BH:42:ARG:O	31:BH:52:VAL:HA	2.19	0.42
34:BN:122:LEU:O	34:BN:125:ALA:HB3	2.19	0.42
35:BO:8:LEU:O	35:BO:19:ILE:HD13	2.19	0.42
35:BO:66:LYS:HB2	35:BO:82:ASN:OD1	2.19	0.42
37:BQ:43:THR:O	37:BQ:46:GLN:HB2	2.18	0.42
41:BU:14:HIS:CE1	41:BU:32:PHE:CD2	3.06	0.42
42:BV:35:LEU:HB3	42:BV:37:VAL:HG23	2.01	0.42
43:BW:25:ARG:HB2	43:BW:25:ARG:HH11	1.84	0.42
45:BY:95:LYS:HG2	45:BY:100:ALA:HA	2.01	0.42
1:CA:92:G:C5	1:CA:93:U:C4	3.07	0.42
1:CA:198:G:C6	1:CA:220:G:C2	3.07	0.42
1:CA:521:G:H2'	1:CA:522:C:H6	1.84	0.42
1:CA:833:U:H2'	1:CA:834:C:H6	1.78	0.42
1:CA:862:C:O2'	1:CA:863:U:H5'	2.19	0.42
1:CA:1015:A:O5'	1:CA:1015:A:H8	2.01	0.42
1:CA:1060:C:H5'	16:CN:45:ARG:HH22	1.84	0.42
5:CC:19:GLU:HG2	5:CC:40:ARG:HH22	1.84	0.42
8:CF:5:GLU:HG3	8:CF:93:SER:OG	2.19	0.42
10:CH:69:ARG:HA	10:CH:69:ARG:HD3	1.77	0.42
19:CQ:3:LYS:HD3	19:CQ:60:ILE:HD11	2.01	0.42
22:CT:50:GLU:O	22:CT:54:LYS:HB2	2.19	0.42
24:CX:130:MET:HE3	24:CX:328:LEU:HD23	2.01	0.42
24:CX:319:PHE:HE2	24:CX:335:ILE:HG12	1.84	0.42
27:DD:72:LYS:HE3	27:DD:101:GLU:HG2	2.01	0.42
27:DD:131:LEU:HD13	27:DD:135:PHE:HB2	2.01	0.42
30:DG:137:GLU:HG2	30:DG:152:LEU:HD13	2.01	0.42

*Continued on next page...*

*Continued from previous page...*

Atom-1	Atom-2	Interatomic distance (Å)	Clash overlap (Å)
34:DN:88:LYS:O	34:DN:90:LEU:N	2.52	0.42
37:DQ:134:ARG:O	37:DQ:135:ASP:HB2	2.19	0.42
42:DV:17:GLY:HA2	42:DV:96:ILE:O	2.19	0.42
46:DZ:28:MET:HA	46:DZ:88:PHE:HB2	2.01	0.42
48:D1:90:ILE:HD13	48:D1:90:ILE:HA	1.86	0.42
49:D2:17:SER:HB3	49:D2:18:PRO:HD3	1.97	0.42
50:D3:40:THR:O	50:D3:44:ARG:HG3	2.19	0.42
25:DA:363(G):A:H4'	25:DA:364:C:H5'	2.01	0.42
25:DA:1570:A:H2'	25:DA:1571:A:C8	2.53	0.42
25:DA:2037:G:C6	25:DA:2038:G:C6	3.06	0.42
25:DA:2513:G:H2'	25:DA:2514:U:C6	2.54	0.42
1:AA:298:A:C6	1:AA:299:G:N1	2.87	0.42
1:AA:309:G:H2'	1:AA:310:G:H8	1.85	0.42
1:AA:438:G:O5'	1:AA:438:G:H8	2.01	0.42
1:AA:542:G:H5'	6:AD:41:GLY:HA2	2.01	0.42
1:AA:939:G:H5''	9:AG:102:ARG:HH12	1.84	0.42
1:AA:1129:C:O2'	1:AA:1130:A:P	2.77	0.42
1:AA:1201:A:O2'	1:AA:1202:G:OP2	2.35	0.42
1:AA:1353:G:C2	1:AA:1370:G:C2	3.07	0.42
1:AA:1517:G:H2'	1:AA:1518:A:C8	2.54	0.42
4:AB:17:PHE:CD1	4:AB:44:LEU:HD21	2.54	0.42
4:AB:217:ARG:O	4:AB:220:ASP:HB2	2.18	0.42
7:AE:17:ALA:HB2	7:AE:26:PHE:CD2	2.54	0.42
11:AI:75:ASP:O	11:AI:78:LYS:HB3	2.19	0.42
17:AO:67:LEU:HB3	17:AO:78:TYR:HE1	1.83	0.42
19:AQ:3:LYS:HD3	19:AQ:60:ILE:HD11	2.01	0.42
19:AQ:40:LYS:HD2	19:AQ:42:TYR:CZ	2.53	0.42
24:AX:243:HIS:ND1	24:AX:245:PRO:HD2	2.34	0.42
25:BA:164:U:C4	25:BA:165:U:C4	3.08	0.42
25:BA:270(Q):C:HO2'	25:BA:270(R):C:H6	1.65	0.42
25:BA:340:A:H2'	25:BA:341:G:O4'	2.19	0.42
25:BA:586:A:H5'	29:BF:89:VAL:CG1	2.38	0.42
25:BA:617:G:C2	25:BA:618(A):G:C4	3.08	0.42
25:BA:662:G:C2	25:BA:663:G:C5	3.07	0.42
25:BA:853:G:H2'	25:BA:854:G:C8	2.54	0.42
25:BA:2095:C:H2'	25:BA:2096:U:C6	2.54	0.42
25:BA:2307:G:N2	25:BA:2312:U:C4	2.87	0.42
25:BA:2674:G:H2'	25:BA:2675:A:C8	2.55	0.42
28:BE:4:ILE:HG12	28:BE:28:ALA:HB1	2.00	0.42
28:BE:119:ARG:HG2	28:BE:160:TYR:CG	2.53	0.42
29:BF:7:TYR:O	29:BF:8:GLN:C	2.58	0.42

*Continued on next page...*

*Continued from previous page...*

Atom-1	Atom-2	Interatomic distance (Å)	Clash overlap (Å)
30:BG:137:GLU:HG2	30:BG:152:LEU:HD13	2.01	0.42
32:BI:77:LEU:O	32:BI:143:SER:HB3	2.19	0.42
32:BI:109:ILE:HD13	32:BI:109:ILE:N	2.33	0.42
55:B8:59:LYS:O	55:B8:60:LEU:HD23	2.18	0.42
1:CA:501:C:H2'	1:CA:502:G:C8	2.54	0.42
1:CA:952:U:H2'	1:CA:953:G:H8	1.84	0.42
1:CA:1303:C:H2'	1:CA:1304:G:O4'	2.19	0.42
1:CA:1415:G:H2'	1:CA:1416:G:H8	1.83	0.42
1:CA:1510:U:H2'	1:CA:1511:G:C8	2.54	0.42
2:CY:21:A:O2'	2:CY:22:G:H8	2.02	0.42
4:CB:27:LYS:H	4:CB:27:LYS:HD3	1.83	0.42
4:CB:178:ARG:HD2	10:CH:71:GLY:C	2.39	0.42
6:CD:80:GLU:O	6:CD:84:LYS:HG2	2.18	0.42
7:CE:64:ARG:HG3	7:CE:65:ASN:N	2.34	0.42
10:CH:97:VAL:HG13	10:CH:98:LYS:H	1.84	0.42
14:CL:45:LYS:HB3	14:CL:46:LYS:H	1.47	0.42
16:CN:43:CYS:O	16:CN:47:LEU:HG	2.19	0.42
27:DD:62:TYR:CG	27:DD:63:ARG:N	2.88	0.42
27:DD:105:ILE:HG12	27:DD:106:ILE:HD12	2.01	0.42
30:DG:55:LYS:O	30:DG:58:GLN:HG2	2.19	0.42
34:DN:49:LEU:HD23	34:DN:122:LEU:HD21	2.01	0.42
36:DP:80:TYR:CZ	36:DP:111:ARG:HG2	2.54	0.42
36:DP:128:HIS:CA	36:DP:147:LEU:HB3	2.34	0.42
41:DU:107:ALA:O	41:DU:110:VAL:HB	2.19	0.42
42:DV:77:ALA:O	42:DV:79:VAL:N	2.52	0.42
45:DY:14:LEU:C	45:DY:14:LEU:HD23	2.39	0.42
46:DZ:25:PRO:HG2	46:DZ:84:GLU:O	2.19	0.42
49:D2:1:MET:O	49:D2:1:MET:SD	2.77	0.42
25:DA:155:C:H2'	25:DA:161:U:H5'	2.01	0.42
25:DA:470:A:H2'	25:DA:471:A:C8	2.55	0.42
25:DA:962:G:H2'	25:DA:963:U:O4'	2.19	0.42
25:DA:1019:U:O2'	25:DA:1021:A:H2	2.03	0.42
25:DA:1039:G:H2'	25:DA:1040:C:H6	1.83	0.42
25:DA:1458:C:H4'	25:DA:1459:G:C4	2.54	0.42
25:DA:1495:A:H5'	25:DA:1496:A:OP2	2.19	0.42
25:DA:1764:G:C2	25:DA:1765:C:C2	3.07	0.42
25:DA:2121:G:H8	25:DA:2121:G:O5'	2.02	0.42
25:DA:2122:U:H2'	25:DA:2123:G:O4'	2.19	0.42
1:AA:171:A:H2'	1:AA:172:A:C8	2.53	0.42
1:AA:416:G:O5'	1:AA:416:G:H8	2.02	0.42
1:AA:624:C:H2'	1:AA:625:G:C8	2.54	0.42

*Continued on next page...*

*Continued from previous page...*

Atom-1	Atom-2	Interatomic distance (Å)	Clash overlap (Å)
1:AA:665:A:H2'	1:AA:725:G:H22	1.82	0.42
1:AA:761:G:H2'	1:AA:762:C:C6	2.54	0.42
1:AA:918:A:H2'	1:AA:919:A:C8	2.54	0.42
1:AA:979:C:H2'	16:AN:19:ARG:HH12	1.84	0.42
1:AA:1112:C:H42	5:AC:177:THR:HA	1.83	0.42
1:AA:1347:G:H22	1:AA:1374:A:P	2.42	0.42
1:AA:1379:G:N1	1:AA:1380:U:C4	2.88	0.42
1:AA:1380:U:O2'	9:AG:3:ARG:HD3	2.19	0.42
2:AZ:21:A:O3'	2:AZ:22:G:H8	2.02	0.42
6:AD:96:LEU:HD12	6:AD:139:ARG:HD2	2.01	0.42
12:AJ:63:PHE:CZ	16:AN:45:ARG:HG3	2.50	0.42
14:AL:16:LYS:HD3	14:AL:17:VAL:H	1.85	0.42
19:AQ:59:ILE:HG22	19:AQ:71:PHE:HD1	1.85	0.42
23:AU:22:ARG:HA	23:AU:23:PRO:HD2	1.87	0.42
24:AX:225:SER:HB3	24:AX:253:GLN:HE22	1.85	0.42
24:AX:234:THR:HG21	25:BA:2452:C:H4'	2.01	0.42
25:BA:239:U:H2'	25:BA:240:G:O4'	2.19	0.42
25:BA:677:A:C6	25:BA:678:C:C4	3.08	0.42
25:BA:979:G:C4	25:BA:982:C:N4	2.87	0.42
25:BA:1144:G:H2'	25:BA:1145:C:C6	2.54	0.42
25:BA:1151:G:C6	25:BA:1152:C:C4	3.07	0.42
25:BA:1188:U:H4'	42:BV:79:VAL:HG13	2.01	0.42
25:BA:1509:A:H4'	25:BA:1510:A:N9	2.34	0.42
25:BA:1658:C:OP1	28:BE:135:HIS:NE2	2.53	0.42
25:BA:1782:C:H2'	25:BA:2608:G:O2'	2.19	0.42
25:BA:1917:U:H2'	25:BA:1918:A:H8	1.84	0.42
25:BA:1919:A:O5'	25:BA:1919:A:C8	2.72	0.42
25:BA:2520:C:O2'	25:BA:2521:C:H5'	2.18	0.42
25:BA:2731:G:O2'	25:BA:2732:G:H5'	2.19	0.42
25:BA:2839:G:H2'	25:BA:2840:C:C6	2.53	0.42
25:BA:2864:G:H2'	25:BA:2865:U:O4'	2.18	0.42
27:BD:25:THR:HG22	27:BD:82:ILE:O	2.19	0.42
28:BE:86:PRO:HB2	28:BE:87:GLU:H	1.61	0.42
28:BE:118:LYS:HE2	38:BR:2:ARG:CZ	2.49	0.42
28:BE:151:TYR:HD2	28:BE:154:LYS:HZ2	1.67	0.42
29:BF:32:LEU:O	29:BF:36:VAL:HG23	2.19	0.42
31:BH:158:HIS:HB2	31:BH:159:GLU:H	1.61	0.42
32:BI:12:LEU:HD22	32:BI:12:LEU:N	2.34	0.42
34:BN:62:ARG:HA	34:BN:63:PRO:HD2	1.86	0.42
43:BW:75:TYR:CZ	43:BW:104:THR:HG21	2.55	0.42
50:B3:10:LYS:CB	50:B3:53:LEU:HA	2.49	0.42

*Continued on next page...*

*Continued from previous page...*

Atom-1	Atom-2	Interatomic distance (Å)	Clash overlap (Å)
55:B8:49:VAL:HG12	55:B8:50:LEU:H	1.83	0.42
1:CA:696:A:H8	1:CA:696:A:O5'	2.01	0.42
1:CA:886:G:H2'	1:CA:887:G:O4'	2.19	0.42
1:CA:1054:C:H3'	1:CA:1054:C:O2	2.19	0.42
1:CA:1148:U:H4'	11:CI:14:VAL:HG11	2.01	0.42
2:CZ:21:A:O3'	2:CZ:22:G:H8	2.02	0.42
11:CI:75:ASP:O	11:CI:78:LYS:HB3	2.19	0.42
13:CK:94:ALA:O	13:CK:98:LEU:HG	2.18	0.42
18:CP:12:LYS:HB2	18:CP:12:LYS:HE3	1.88	0.42
28:DE:11:MET:CB	28:DE:24:THR:HA	2.48	0.42
28:DE:78:LEU:N	28:DE:78:LEU:HD23	2.34	0.42
30:DG:47:LYS:HD3	30:DG:48:GLU:N	2.34	0.42
35:DO:2:ILE:HD12	35:DO:2:ILE:N	2.34	0.42
35:DO:71:ARG:NH1	40:DT:74:ARG:HH22	2.16	0.42
36:DP:57:THR:O	36:DP:59:LEU:N	2.52	0.42
36:DP:122:PRO:HA	36:DP:141:ALA:O	2.19	0.42
37:DQ:110:THR:HB	37:DQ:112:GLU:OE1	2.19	0.42
39:DS:28:VAL:HG21	39:DS:87:PHE:CE1	2.54	0.42
49:D2:46:GLN:OE1	49:D2:46:GLN:HA	2.19	0.42
25:DA:187:G:C6	25:DA:188:G:C5	3.07	0.42
25:DA:340:A:H2'	25:DA:341:G:O4'	2.19	0.42
25:DA:355:G:H2'	25:DA:356:G:C8	2.54	0.42
25:DA:947:G:H8	25:DA:947:G:O5'	2.02	0.42
25:DA:1029:A:C8	25:DA:1030:G:C8	3.07	0.42
25:DA:1313:U:H4'	25:DA:1332:G:H4'	2.02	0.42
25:DA:1999:C:H1'	25:DA:2687:U:H1'	2.02	0.42
25:DA:2072:G:C6	25:DA:2073:C:C4	3.07	0.42
25:DA:2101:G:H2'	25:DA:2102:U:O4'	2.19	0.42
25:DA:2529:G:O5'	25:DA:2529:G:C8	2.71	0.42
1:AA:19:C:H2'	1:AA:20:U:C6	2.55	0.42
1:AA:564:C:H5'	19:AQ:32:TYR:CE2	2.54	0.42
1:AA:832:C:N4	1:AA:855:G:O6	2.51	0.42
1:AA:1110:A:H5''	1:AA:1111:A:OP2	2.20	0.42
1:AA:1371:G:C5	1:AA:1372:U:C5	3.08	0.42
4:AB:162:ILE:HD11	4:AB:184:VAL:HG13	2.01	0.42
4:AB:167:PRO:HG3	4:AB:188:ALA:HB2	2.01	0.42
5:AC:19:GLU:HG2	5:AC:40:ARG:HH22	1.84	0.42
5:AC:23:TYR:CG	5:AC:24:ALA:N	2.88	0.42
9:AG:71:PRO:HD3	9:AG:103:TRP:HZ3	1.84	0.42
15:AM:11:ARG:NH1	30:BG:146:TYR:HB3	2.34	0.42
21:AS:62:ILE:HD12	21:AS:66:MET:HG3	2.01	0.42

*Continued on next page...*

Continued from previous page...

Atom-1	Atom-2	Interatomic distance (Å)	Clash overlap (Å)
24:AX:109:VAL:HB	24:AX:160:PHE:HB3	2.00	0.42
25:BA:55:G:C2	25:BA:116:C:C2	3.07	0.42
25:BA:270(L):C:O2'	25:BA:270(M):U:H5''	2.18	0.42
25:BA:380:U:H2'	25:BA:381:G:H8	1.85	0.42
25:BA:412:A:N7	25:BA:2411:A:H2	2.18	0.42
25:BA:621:A:H2'	25:BA:622:G:O4'	2.19	0.42
25:BA:638:G:C5	25:BA:651:G:C2	3.07	0.42
25:BA:1496:A:O2'	25:BA:1497:U:H5''	2.20	0.42
25:BA:1549:C:H2'	25:BA:1550:C:C6	2.54	0.42
25:BA:1682:G:C6	25:BA:1683:C:C4	3.07	0.42
25:BA:2276:G:O3'	37:BQ:85:LYS:HB2	2.19	0.42
25:BA:2339:G:H2'	25:BA:2340:G:C8	2.54	0.42
25:BA:2825:U:O5'	25:BA:2825:U:H6	2.03	0.42
27:BD:72:LYS:HE3	27:BD:101:GLU:CB	2.49	0.42
28:BE:13:ARG:O	40:BT:57:PHE:HE1	2.01	0.42
28:BE:171:GLU:HG2	28:BE:185:LYS:CG	2.49	0.42
30:BG:19:LEU:HD11	30:BG:172:LEU:HD13	2.02	0.42
32:BI:92:VAL:HG21	32:BI:97:ILE:HD11	2.02	0.42
35:BO:2:ILE:HD12	35:BO:2:ILE:N	2.34	0.42
36:BP:9:ASN:N	36:BP:10:PRO:CD	2.81	0.42
36:BP:80:TYR:CZ	36:BP:111:ARG:HG2	2.54	0.42
39:BS:26:LEU:HD22	39:BS:28:VAL:HG22	2.01	0.42
39:BS:28:VAL:HG21	39:BS:87:PHE:CE1	2.54	0.42
40:BT:48:ILE:HG22	40:BT:49:VAL:N	2.33	0.42
40:BT:95:ARG:CG	40:BT:95:ARG:NH1	2.74	0.42
41:BU:88:ILE:HG13	41:BU:88:ILE:O	2.18	0.42
1:CA:37:U:OP2	14:CL:122:LYS:HG3	2.19	0.42
1:CA:63:C:H5''	1:CA:383:A:H61	1.84	0.42
1:CA:272:C:H2'	1:CA:273:A:C8	2.54	0.42
1:CA:377:G:O2'	1:CA:378:G:H5'	2.20	0.42
1:CA:509:A:HO2'	1:CA:510:A:P	2.41	0.42
1:CA:667:G:H4'	17:CO:51:HIS:ND1	2.34	0.42
1:CA:876:G:H2'	1:CA:877:C:C6	2.55	0.42
1:CA:1343:G:H2'	1:CA:1344:C:C6	2.55	0.42
1:CA:1353:G:C2	1:CA:1370:G:C2	3.08	0.42
1:CA:1367:C:O2'	12:CJ:48:THR:HG21	2.19	0.42
1:CA:1513:A:H2'	1:CA:1514:C:H6	1.83	0.42
2:CY:4:G:C6	2:CY:70:G:C6	3.07	0.42
6:CD:88:VAL:O	6:CD:92:VAL:HG23	2.20	0.42
9:CG:15:ASP:HB3	9:CG:19:GLY:N	2.34	0.42
9:CG:22:LEU:HG	9:CG:62:PHE:HE2	1.84	0.42

Continued on next page...

*Continued from previous page...*

Atom-1	Atom-2	Interatomic distance (Å)	Clash overlap (Å)
13:CK:59:TYR:CZ	13:CK:63:LEU:HD11	2.55	0.42
15:CM:91:ARG:NH1	21:CS:81:ARG:HH12	2.17	0.42
19:CQ:21:VAL:HG11	19:CQ:59:ILE:HD11	2.02	0.42
21:CS:62:ILE:HD12	21:CS:66:MET:HG3	2.00	0.42
21:CS:63:THR:H	21:CS:66:MET:CG	2.33	0.42
24:CX:48:ILE:O	24:CX:52:ARG:HG3	2.20	0.42
29:DF:7:TYR:O	29:DF:8:GLN:C	2.57	0.42
29:DF:185:ASP:HA	29:DF:188:ARG:HB3	2.02	0.42
30:DG:38:VAL:HG12	30:DG:39:ILE:N	2.33	0.42
34:DN:90:LEU:O	34:DN:111:GLU:HG3	2.19	0.42
35:DO:122:LEU:CD2	40:DT:74:ARG:HE	2.32	0.42
45:DY:12:THR:O	45:DY:75:ILE:HG22	2.20	0.42
45:DY:39:VAL:HB	45:DY:40:GLU:H	1.58	0.42
50:D3:10:LYS:CB	50:D3:53:LEU:HA	2.49	0.42
50:D3:17:LYS:HD3	50:D3:17:LYS:C	2.39	0.42
25:DA:319:C:H2'	25:DA:320:A:O4'	2.19	0.42
25:DA:463:G:C2	25:DA:467:G:C6	3.07	0.42
25:DA:533:G:C6	25:DA:534:U:C4	3.07	0.42
25:DA:608:A:H2'	25:DA:609(A):A:C8	2.54	0.42
25:DA:1314:C:H2'	25:DA:1315:C:H6	1.84	0.42
25:DA:1550:C:H2'	25:DA:1551:C:C6	2.54	0.42
25:DA:1952:A:C5	25:DA:1953:A:C6	3.07	0.42
25:DA:1998:G:H2'	25:DA:1999:C:H6	1.84	0.42
25:DA:2022:U:O2'	25:DA:2617:C:H5'	2.20	0.42
25:DA:2825:U:H6	25:DA:2825:U:O5'	2.02	0.42
1:AA:832:C:HO2'	1:AA:833:U:H6	1.66	0.42
1:AA:1176:A:H2'	1:AA:1177:G:C8	2.55	0.42
1:AA:1196:U:H3'	1:AA:1197:G:C5'	2.49	0.42
6:AD:102:ASP:HA	6:AD:121:VAL:HG21	2.01	0.42
9:AG:65:ALA:O	9:AG:69:VAL:HG23	2.20	0.42
9:AG:70:LYS:HG3	9:AG:96:GLN:HB3	2.01	0.42
9:AG:139:GLU:O	9:AG:143:ARG:HG3	2.20	0.42
13:AK:23:ALA:HA	13:AK:28:THR:HG23	2.02	0.42
19:AQ:3:LYS:HB3	19:AQ:60:ILE:HD11	2.01	0.42
23:AU:14:TRP:HE3	23:AU:15:ARG:HG2	1.80	0.42
25:BA:111:A:H2'	25:BA:112:U:O4'	2.19	0.42
25:BA:123:G:H2'	25:BA:124:G:H8	1.84	0.42
25:BA:187:G:C6	25:BA:188:G:N7	2.88	0.42
25:BA:204:A:OP1	25:BA:204:A:C8	2.64	0.42
25:BA:237:C:N3	25:BA:261:G:C2	2.87	0.42
25:BA:268:C:C2	25:BA:425:G:C2	3.08	0.42

*Continued on next page...*



*Continued from previous page...*

Atom-1	Atom-2	Interatomic distance (Å)	Clash overlap (Å)
25:BA:639:U:H2'	25:BA:640:C:C6	2.55	0.42
25:BA:742:G:H2'	25:BA:743:G:C8	2.50	0.42
25:BA:876:C:H2'	25:BA:877:U:O4'	2.20	0.42
25:BA:917:A:H5'	25:BA:2268:A:H61	1.84	0.42
25:BA:1394:U:H3'	25:BA:1394:U:H6	1.84	0.42
25:BA:1565:C:O5'	27:BD:21:PHE:HE1	2.03	0.42
25:BA:1668:A:C4	25:BA:1674:G:N7	2.87	0.42
25:BA:1728:G:H8	25:BA:1728:G:O5'	2.01	0.42
25:BA:1771:C:O2'	25:BA:1786:A:H8	2.02	0.42
25:BA:1936:A:N3	25:BA:1936:A:H5''	2.34	0.42
25:BA:2243:U:H2'	25:BA:2244:U:C5	2.54	0.42
25:BA:2250:G:H8	25:BA:2496:C:H5''	1.85	0.42
25:BA:2261:C:C6	47:B0:16:SER:HB3	2.54	0.42
25:BA:2493:U:C4	25:BA:2494:G:C8	3.07	0.42
27:BD:40:THR:HG22	27:BD:41:GLY:N	2.34	0.42
27:BD:62:TYR:CG	27:BD:63:ARG:N	2.88	0.42
27:BD:72:LYS:HE3	27:BD:101:GLU:HG2	2.01	0.42
27:BD:187:GLY:C	27:BD:189:CYS:H	2.21	0.42
29:BF:176:LEU:HD11	29:BF:180:GLY:HA3	2.00	0.42
31:BH:111:HIS:HA	31:BH:112:PRO:HD2	1.86	0.42
32:BI:133:HIS:HD2	32:BI:135:GLU:HG2	1.85	0.42
36:BP:69:GLY:O	36:BP:70:GLN:HB2	2.19	0.42
36:BP:122:PRO:HA	36:BP:141:ALA:O	2.19	0.42
37:BQ:110:THR:HB	37:BQ:112:GLU:OE1	2.20	0.42
45:BY:2:ARG:C	45:BY:4:LYS:H	2.22	0.42
53:B6:13:CYS:SG	53:B6:24:GLU:HG3	2.59	0.42
1:CA:27:G:O5'	1:CA:27:G:H8	2.03	0.42
1:CA:528:C:H41	14:CL:48:ASN:CG	2.23	0.42
1:CA:555:C:H2'	1:CA:556:C:C6	2.54	0.42
1:CA:904:C:H2'	1:CA:905:U:O4'	2.19	0.42
1:CA:918:A:H2'	1:CA:919:A:C8	2.54	0.42
1:CA:1077:G:N1	1:CA:1081:G:C6	2.88	0.42
1:CA:1227:A:H2	1:CA:1228:C:C2	2.36	0.42
4:CB:164:VAL:HG12	4:CB:165:VAL:N	2.34	0.42
7:CE:92:LYS:O	7:CE:118:ILE:HD12	2.19	0.42
7:CE:101:ILE:HD11	7:CE:119:LEU:HD22	2.01	0.42
13:CK:43:SER:HA	13:CK:47:VAL:HG11	2.02	0.42
17:CO:33:THR:HG21	17:CO:85:LEU:HD22	2.01	0.42
24:CX:35:SER:HA	24:CX:38:TYR:HB2	2.00	0.42
24:CX:128:PHE:CE2	24:CX:158:VAL:HG11	2.55	0.42
31:DH:63:SER:HA	25:DA:2748:A:O2'	2.19	0.42

*Continued on next page...*

*Continued from previous page...*

Atom-1	Atom-2	Interatomic distance (Å)	Clash overlap (Å)
37:DQ:16:ARG:HH12	25:DA:952:G:P	2.43	0.42
38:DR:9:LYS:O	38:DR:10:LEU:HG	2.18	0.42
40:DT:29:ARG:HA	40:DT:45:PHE:O	2.19	0.42
41:DU:60:LEU:HD23	41:DU:60:LEU:C	2.40	0.42
50:D3:26:LEU:HD11	50:D3:46:ASN:HB3	2.01	0.42
25:DA:216:A:N7	25:DA:432:A:C6	2.87	0.42
25:DA:269:U:H1'	25:DA:424:G:N2	2.35	0.42
25:DA:273(B):G:C2	25:DA:364:C:C4	3.08	0.42
25:DA:886:C:C6	25:DA:886:C:C3'	3.02	0.42
25:DA:1144:G:H2'	25:DA:1145:C:C6	2.55	0.42
25:DA:1509:A:H4'	25:DA:1510:A:N9	2.34	0.42
25:DA:1649:G:H2'	25:DA:1650:G:H8	1.85	0.42
25:DA:1759:A:H4'	25:DA:2715:C:O4'	2.19	0.42
25:DA:1798:U:C4	25:DA:1819:A:C2	3.08	0.42
25:DA:2514:U:H2'	25:DA:2515:C:H6	1.81	0.42
25:DA:2593:U:H2'	25:DA:2594:C:C5	2.54	0.42
25:DA:2694:G:C6	25:DA:2695:C:C4	3.08	0.42
25:DA:2758:A:C2	25:DA:2759:G:H1'	2.54	0.42
1:AA:63:C:H5''	1:AA:383:A:H61	1.84	0.42
1:AA:141:A:H1'	1:AA:182:U:C2	2.55	0.42
1:AA:142:G:H2'	1:AA:143:A:C8	2.54	0.42
1:AA:401:C:H2'	1:AA:402:G:C8	2.54	0.42
1:AA:575:G:OP1	1:AA:575:G:H4'	2.19	0.42
1:AA:685:G:O2'	1:AA:686:U:H5'	2.19	0.42
1:AA:935:A:H2'	1:AA:936:C:H6	1.85	0.42
1:AA:1529:G:H4'	1:AA:1530:G:OP2	2.20	0.42
4:AB:164:VAL:HG12	4:AB:165:VAL:N	2.35	0.42
5:AC:91:LEU:HB3	5:AC:99:VAL:HG11	2.01	0.42
6:AD:30:LYS:C	6:AD:32:ALA:N	2.73	0.42
7:AE:13:ILE:HD12	7:AE:13:ILE:N	2.35	0.42
13:AK:21:ILE:HD13	13:AK:82:VAL:HG13	2.02	0.42
14:AL:37:THR:HG23	14:AL:38:VAL:N	2.34	0.42
18:AP:6:LEU:HD23	18:AP:17:TYR:CG	2.54	0.42
18:AP:28:ARG:NH1	18:AP:28:ARG:CG	2.77	0.42
18:AP:40:ASP:HA	18:AP:41:PRO:HD2	1.81	0.42
22:AT:89:ARG:NH2	22:AT:104:LEU:HD22	2.34	0.42
24:AX:181:GLN:HE21	24:AX:306:ASN:HD22	1.68	0.42
25:BA:61:G:O2'	25:BA:62:C:H5'	2.20	0.42
25:BA:273(D):C:H2'	25:BA:273(E):C:C6	2.54	0.42
25:BA:1275:A:C4	38:BR:16:HIS:CD2	3.08	0.42
25:BA:1340:U:H3'	44:BX:57:LEU:HD23	1.99	0.42

*Continued on next page...*

*Continued from previous page...*

Atom-1	Atom-2	Interatomic distance (Å)	Clash overlap (Å)
25:BA:1769:G:C6	25:BA:1984:G:O6	2.73	0.42
25:BA:2077:A:C8	25:BA:2435:A:C4	3.08	0.42
25:BA:2094:G:H5'	32:BI:25:TYR:CD2	2.54	0.42
25:BA:2729:G:C2	25:BA:2730:C:C2	3.07	0.42
25:BA:2748:A:O2'	31:BH:63:SER:HA	2.19	0.42
26:BB:37:C:H2'	39:BS:95:HIS:HE1	1.85	0.42
29:BF:96:ASP:CG	29:BF:98:SER:H	2.22	0.42
29:BF:117:ARG:HD2	29:BF:190:GLU:O	2.19	0.42
30:BG:120:LEU:N	30:BG:181:ARG:H	2.17	0.42
31:BH:13:LYS:HE2	31:BH:13:LYS:CA	2.49	0.42
32:BI:57:ARG:O	32:BI:61:ARG:HG3	2.20	0.42
35:BO:103:ALA:O	35:BO:106:LEU:HD13	2.19	0.42
36:BP:58:THR:HG23	36:BP:61:ARG:HH21	1.84	0.42
37:BQ:58:PHE:CD1	37:BQ:61:GLY:HA3	2.55	0.42
38:BR:81:ASP:O	38:BR:85:PRO:HG2	2.20	0.42
40:BT:29:ARG:HA	40:BT:45:PHE:O	2.19	0.42
41:BU:96:ALA:C	41:BU:98:LEU:H	2.23	0.42
42:BV:17:GLY:HA2	42:BV:96:ILE:O	2.19	0.42
49:B2:6:VAL:HA	49:B2:9:GLN:OE1	2.19	0.42
55:B8:8:LYS:HB3	55:B8:12:LYS:HE2	2.02	0.42
1:CA:176:C:H2'	1:CA:177:C:H6	1.83	0.42
1:CA:356:A:H2'	1:CA:357:G:O4'	2.20	0.42
1:CA:453:A:C2	1:CA:454:C:C2	3.08	0.42
1:CA:673:G:H5''	8:CF:87:ARG:HH11	1.82	0.42
1:CA:955:U:H2'	1:CA:956:U:H6	1.83	0.42
1:CA:978:A:H5''	1:CA:978:A:H8	1.84	0.42
1:CA:1103:C:H2'	1:CA:1104:G:C8	2.54	0.42
1:CA:1150:U:H1'	1:CA:1280:A:N6	2.34	0.42
1:CA:1201:A:H4'	1:CA:1202:G:C5'	2.50	0.42
1:CA:1344:C:O2'	1:CA:1345:U:H5'	2.19	0.42
4:CB:167:PRO:HG3	4:CB:188:ALA:HB2	2.01	0.42
5:CC:76:VAL:HG21	5:CC:103:VAL:HG11	2.00	0.42
11:CI:69:GLY:O	11:CI:73:GLN:HG3	2.19	0.42
17:CO:41:GLU:O	17:CO:44:LYS:HB2	2.19	0.42
18:CP:27:LYS:HD2	18:CP:27:LYS:N	2.34	0.42
18:CP:40:ASP:HA	18:CP:41:PRO:HD2	1.80	0.42
19:CQ:5:VAL:HA	19:CQ:59:ILE:O	2.20	0.42
19:CQ:58:GLU:HB2	19:CQ:74:LEU:HB3	2.02	0.42
20:CR:40:LEU:HA	20:CR:43:PHE:HD1	1.84	0.42
24:CX:50:GLU:O	24:CX:54:VAL:HG23	2.20	0.42
29:DF:173:VAL:HG12	29:DF:174:VAL:N	2.35	0.42

*Continued on next page...*

*Continued from previous page...*

Atom-1	Atom-2	Interatomic distance (Å)	Clash overlap (Å)
29:DF:186:ILE:C	29:DF:188:ARG:H	2.22	0.42
32:DI:128:LEU:HG	32:DI:142:VAL:HG21	2.01	0.42
35:DO:66:LYS:HB2	35:DO:82:ASN:OD1	2.19	0.42
35:DO:88:ASN:O	35:DO:91:LEU:N	2.49	0.42
36:DP:24:GLY:CA	36:DP:33:ARG:NH1	2.81	0.42
38:DR:81:ASP:O	38:DR:85:PRO:HG2	2.20	0.42
51:D4:37:PRO:HA	51:D4:50:THR:O	2.18	0.42
52:D5:4:HIS:HB3	25:DA:2577:A:H1'	2.02	0.42
55:D8:8:LYS:HB3	55:D8:12:LYS:HE2	2.01	0.42
55:D8:54:GLU:HG2	55:D8:57:ARG:HH12	1.85	0.42
25:DA:61:G:C6	25:DA:62:C:C4	3.08	0.42
25:DA:82:G:O2'	25:DA:83:G:H5'	2.19	0.42
25:DA:486:C:C2	25:DA:495:G:C2	3.07	0.42
25:DA:570:G:H2'	25:DA:2030:A:N6	2.34	0.42
25:DA:1392:A:N6	25:DA:1393:A:H61	2.18	0.42
25:DA:1496:A:O2'	25:DA:1497:U:H5''	2.20	0.42
25:DA:2173:A:H2'	25:DA:2174:C:O4'	2.19	0.42
25:DA:2299:G:H2'	25:DA:2300:G:H8	1.83	0.42
25:DA:2795:G:H3'	25:DA:2797:U:C5'	2.50	0.42
1:AA:667:G:H4'	17:AO:51:HIS:ND1	2.34	0.42
1:AA:768:A:H5'	1:AA:1524:C:H1'	2.02	0.42
1:AA:876:G:H2'	1:AA:877:C:C6	2.55	0.42
1:AA:955:U:H2'	1:AA:956:U:C6	2.55	0.42
1:AA:1145:C:HO2'	1:AA:1146:A:P	2.43	0.42
1:AA:1201:A:H4'	1:AA:1202:G:C5'	2.49	0.42
4:AB:130:ARG:HA	4:AB:131:PRO:HD2	1.85	0.42
5:AC:86:VAL:O	5:AC:89:GLU:HB3	2.18	0.42
6:AD:11:LEU:H	6:AD:11:LEU:HG	1.63	0.42
6:AD:156:GLU:O	6:AD:160:GLN:HG3	2.20	0.42
6:AD:158:ILE:O	6:AD:162:LEU:HG	2.19	0.42
8:AF:47:ARG:NH1	8:AF:56:PRO:HB2	2.31	0.42
11:AI:83:ARG:HA	11:AI:86:VAL:HG12	2.02	0.42
12:AJ:27:ALA:HA	12:AJ:81:THR:HG22	2.02	0.42
13:AK:51:LYS:HB3	13:AK:51:LYS:HE2	1.88	0.42
18:AP:12:LYS:HE3	18:AP:12:LYS:HB2	1.88	0.42
24:AX:48:ILE:HA	24:AX:51:TYR:CE1	2.54	0.42
24:AX:49:ARG:HA	24:AX:52:ARG:HD2	2.02	0.42
24:AX:97:LEU:N	24:AX:98:PRO:HD3	2.35	0.42
25:BA:24:G:H1'	43:BW:77:ASP:OD1	2.19	0.42
25:BA:330:A:O2'	25:BA:331:A:H8	2.01	0.42
25:BA:332:A:O2'	25:BA:333:G:P	2.78	0.42

*Continued on next page...*

*Continued from previous page...*

Atom-1	Atom-2	Interatomic distance (Å)	Clash overlap (Å)
25:BA:356:G:H2'	25:BA:357:A:C8	2.54	0.42
25:BA:468:G:OP2	54:B7:37:LYS:HE3	2.20	0.42
25:BA:747:U:OP1	52:B5:3:LYS:HD3	2.19	0.42
25:BA:1458:C:H4'	25:BA:1459:G:C4	2.55	0.42
25:BA:1495:A:H5'	25:BA:1496:A:OP2	2.20	0.42
25:BA:1649:G:N1	25:BA:2009:G:C6	2.88	0.42
25:BA:1792:G:N2	25:BA:1827:C:O2	2.52	0.42
25:BA:2015:A:H1'	52:B5:2:ALA:CA	2.35	0.42
25:BA:2090:G:C6	25:BA:2091:U:C4	3.07	0.42
25:BA:2276:G:H2'	25:BA:2277:G:H8	1.85	0.42
25:BA:2850:A:H2	38:BR:61:HIS:CG	2.37	0.42
29:BF:12:LEU:HD13	29:BF:17:ARG:HG2	2.01	0.42
30:BG:66:GLN:HG2	30:BG:67:LYS:N	2.29	0.42
31:BH:117:PRO:HA	31:BH:118:PRO:HD2	1.88	0.42
35:BO:100:GLY:HA2	35:BO:101:PRO:HD3	1.95	0.42
47:B0:64:ASP:O	47:B0:83:PRO:HA	2.20	0.42
50:B3:55:ARG:HA	50:B3:55:ARG:HD3	1.76	0.42
1:CA:142:G:H2'	1:CA:143:A:C8	2.54	0.42
1:CA:194:C:H5''	22:CT:65:LYS:HE2	2.02	0.42
1:CA:250:A:N3	1:CA:252:U:C4	2.88	0.42
1:CA:438:G:H8	1:CA:438:G:O5'	2.01	0.42
1:CA:533:A:OP1	1:CA:533:A:H3'	2.19	0.42
1:CA:955:U:H2'	1:CA:956:U:C6	2.55	0.42
1:CA:1370:G:O2'	1:CA:1371:G:H5'	2.20	0.42
1:CA:1483:A:H2	25:DA:1959:G:N3	2.17	0.42
6:CD:9:CYS:HB3	6:CD:32:ALA:CB	2.50	0.42
8:CF:50:TYR:CE1	20:CR:77:GLY:HA2	2.54	0.42
10:CH:109:ILE:HG12	10:CH:110:ALA:N	2.35	0.42
14:CL:26:LEU:C	14:CL:28:GLY:H	2.23	0.42
19:CQ:11:VAL:HG21	19:CQ:88:TYR:CG	2.54	0.42
21:CS:27:GLU:HB3	21:CS:28:LYS:H	1.63	0.42
27:DD:15:PHE:O	27:DD:17:THR:HG23	2.20	0.42
27:DD:72:LYS:HE2	27:DD:103:ARG:NH1	2.34	0.42
28:DE:128:SER:HB2	25:DA:1675:C:N3	2.34	0.42
32:DI:142:VAL:HG12	32:DI:143:SER:H	1.83	0.42
35:DO:22:ILE:H	35:DO:41:ALA:HA	1.85	0.42
35:DO:122:LEU:OXT	35:DO:122:LEU:HD23	2.20	0.42
36:DP:105:LEU:HB3	25:DA:626:U:N3	2.31	0.42
37:DQ:58:PHE:O	37:DQ:58:PHE:CD1	2.73	0.42
39:DS:25:ARG:CG	39:DS:88:ASP:HB2	2.49	0.42
40:DT:100:TYR:HD2	40:DT:103:ARG:NE	2.16	0.42

*Continued on next page...*

*Continued from previous page...*

Atom-1	Atom-2	Interatomic distance (Å)	Clash overlap (Å)
41:DU:61:TRP:O	41:DU:65:ILE:HG13	2.20	0.42
41:DU:88:ILE:HG13	41:DU:88:ILE:O	2.19	0.42
41:DU:90:VAL:HG13	41:DU:91:ASP:N	2.26	0.42
46:DZ:70:LEU:HD23	46:DZ:70:LEU:N	2.34	0.42
49:D2:6:VAL:HA	49:D2:9:GLN:OE1	2.19	0.42
53:D6:17:LYS:HA	53:D6:17:LYS:HD3	1.86	0.42
25:DA:268:C:C2	25:DA:425:G:C2	3.07	0.42
25:DA:510:C:H2'	25:DA:511:U:O4'	2.19	0.42
25:DA:854:G:H1	25:DA:923:C:H42	1.67	0.42
25:DA:122(A):C:H2'	25:DA:1222:C:H6	1.85	0.42
25:DA:1331:A:C2'	25:DA:1332:G:H5''	2.49	0.42
25:DA:1630:G:H2'	25:DA:163(B):C:C6	2.55	0.42
25:DA:1682:G:C6	25:DA:1683:C:C4	3.08	0.42
25:DA:1919:A:O5'	25:DA:1919:A:C8	2.72	0.42
25:DA:2078:C:C4	25:DA:2079:U:C4	3.07	0.42
25:DA:2706:G:H8	25:DA:2706:G:O5'	2.02	0.42
1:AA:27:G:H2'	1:AA:28:G:O4'	2.20	0.42
1:AA:67:C:H2'	1:AA:68:G:H8	1.82	0.42
1:AA:192:U:H1'	22:AT:103:GLY:HA2	2.02	0.42
1:AA:427:U:OP1	6:AD:13:ARG:NH2	2.53	0.42
1:AA:609:A:C5	1:AA:610:G:C8	3.08	0.42
1:AA:735:C:H2'	1:AA:736:C:H6	1.82	0.42
1:AA:737:A:H2'	1:AA:738:C:C6	2.55	0.42
1:AA:825:G:N2	10:AH:11:THR:HG21	2.35	0.42
1:AA:859:A:H2'	1:AA:860:A:O4'	2.20	0.42
1:AA:876:G:H2'	1:AA:877:C:H6	1.85	0.42
1:AA:1063:C:H2'	1:AA:1064:G:N7	2.35	0.42
1:AA:1112:C:C4	5:AC:178:LEU:HD23	2.54	0.42
1:AA:1300:G:O2'	1:AA:1301:U:OP2	2.36	0.42
1:AA:1343:G:C6	1:AA:1344:C:N4	2.88	0.42
1:AA:1500:A:OP2	1:AA:1505:G:OP2	2.38	0.42
2:AY:21:A:O2'	2:AY:22:G:H8	2.02	0.42
4:AB:22:LYS:HA	4:AB:22:LYS:NZ	2.34	0.42
9:AG:22:LEU:HG	9:AG:62:PHE:HE2	1.84	0.42
21:AS:11:VAL:HG23	21:AS:38:SER:HB2	2.01	0.42
25:BA:64:A:H2'	25:BA:65:C:C6	2.54	0.42
25:BA:412:A:H2'	25:BA:412:A:N3	2.34	0.42
25:BA:469:G:H2'	25:BA:470:A:H5''	2.01	0.42
25:BA:812:C:H2'	25:BA:813:U:H6	1.85	0.42
25:BA:904:C:H2'	25:BA:905:U:H6	1.83	0.42
25:BA:959:A:O2'	25:BA:960:A:H5'	2.20	0.42

*Continued on next page...*

*Continued from previous page...*

Atom-1	Atom-2	Interatomic distance (Å)	Clash overlap (Å)
25:BA:1019:U:O2'	25:BA:1021:A:H2	2.02	0.42
25:BA:1021:A:C8	25:BA:1021:A:C3'	3.03	0.42
25:BA:1652:A:H2'	25:BA:1653:G:O4'	2.20	0.42
25:BA:1668:A:C5	25:BA:1674:G:C5	3.07	0.42
25:BA:1709:U:H2'	25:BA:1710:C:C6	2.55	0.42
25:BA:1853:A:H2'	25:BA:1854:A:C8	2.55	0.42
25:BA:2810:A:H8	25:BA:2810:A:O5'	2.02	0.42
27:BD:106:ILE:H	27:BD:106:ILE:HG13	1.65	0.42
30:BG:55:LYS:O	30:BG:58:GLN:HG2	2.20	0.42
30:BG:105:LYS:HE3	51:B4:52:SER:HB2	2.02	0.42
30:BG:107:LEU:HA	30:BG:111:LEU:HD12	2.02	0.42
31:BH:35:VAL:HA	31:BH:36:PRO:HD2	1.78	0.42
36:BP:57:THR:O	36:BP:59:LEU:N	2.52	0.42
39:BS:11:LYS:HD2	39:BS:91:PRO:HB3	2.02	0.42
41:BU:25:TRP:O	41:BU:26:GLY:C	2.58	0.42
42:BV:62:LEU:HB3	42:BV:93:GLU:HB2	2.02	0.42
45:BY:44:ILE:HG22	45:BY:45:VAL:N	2.35	0.42
46:BZ:59:LEU:HD11	46:BZ:88:PHE:CD2	2.55	0.42
46:BZ:102:LEU:CD2	46:BZ:137:ILE:HB	2.50	0.42
46:BZ:141:VAL:HA	46:BZ:144:LEU:HD23	2.01	0.42
49:B2:14:ARG:HA	49:B2:17:SER:HB2	2.00	0.42
55:B8:37:SER:OG	55:B8:40:GLU:HG2	2.19	0.42
1:CA:6:G:H4'	1:CA:298:A:H4'	2.01	0.42
1:CA:186(B):C:H2'	1:CA:186(C):C:H6	1.84	0.42
1:CA:192:U:H1'	22:CT:103:GLY:HA2	2.01	0.42
1:CA:447:G:H2'	1:CA:485:G:N2	2.35	0.42
1:CA:882:C:O2'	1:CA:883:C:H5'	2.20	0.42
1:CA:1067:A:H1'	1:CA:1068:G:O4'	2.19	0.42
1:CA:1285:A:H4'	1:CA:1286:A:C5'	2.50	0.42
1:CA:1521:G:H2'	1:CA:1522:U:H6	1.83	0.42
4:CB:133:LYS:O	4:CB:137:ARG:HG2	2.20	0.42
4:CB:162:ILE:HD11	4:CB:184:VAL:HG13	2.01	0.42
6:CD:158:ILE:O	6:CD:162:LEU:HG	2.19	0.42
7:CE:17:ALA:HA	7:CE:26:PHE:HA	2.02	0.42
13:CK:15:ALA:HB1	13:CK:78:GLN:HB2	2.02	0.42
16:CN:14:PRO:HG2	16:CN:15:LYS:H	1.85	0.42
23:CU:18:TYR:O	23:CU:22:ARG:HB3	2.20	0.42
24:CX:48:ILE:HA	24:CX:51:TYR:CE1	2.55	0.42
24:CX:180:VAL:CG1	24:CX:195:SER:HB2	2.49	0.42
27:DD:52:ARG:HD3	25:DA:1824:G:OP1	2.19	0.42
27:DD:72:LYS:HE3	27:DD:101:GLU:CB	2.50	0.42

*Continued on next page...*

*Continued from previous page...*

Atom-1	Atom-2	Interatomic distance (Å)	Clash overlap (Å)
27:DD:206:LEU:HD12	25:DA:1792:G:OP2	2.19	0.42
28:DE:104:VAL:HA	28:DE:197:ILE:O	2.19	0.42
30:DG:134:GLY:C	30:DG:135:LEU:HD12	2.40	0.42
40:DT:68:TYR:N	40:DT:68:TYR:HD2	2.16	0.42
41:DU:73:GLY:O	41:DU:74:LEU:HB3	2.19	0.42
42:DV:69:LYS:HA	42:DV:88:ARG:HB3	2.00	0.42
42:DV:79:VAL:HG13	25:DA:1188:U:H4'	2.01	0.42
44:DX:34:ALA:CB	44:DX:39:ILE:HD11	2.49	0.42
46:DZ:11:GLU:OE1	46:DZ:11:GLU:HA	2.20	0.42
25:DA:141(A):A:H8	25:DA:1595:G:H21	1.68	0.42
25:DA:602:G:N2	25:DA:656:G:C4	2.88	0.42
25:DA:692:C:C2	25:DA:771:G:C2	3.07	0.42
25:DA:1059:G:H3'	25:DA:1060:U:H2'	2.00	0.42
25:DA:1107:G:H2'	25:DA:1108:U:O4'	2.18	0.42
25:DA:1151:G:C6	25:DA:1152:C:C4	3.07	0.42
25:DA:1692:U:O2'	25:DA:1693:U:H2'	2.19	0.42
25:DA:1709:U:H2'	25:DA:1710:C:C6	2.55	0.42
25:DA:2339:G:H2'	25:DA:2340:G:C8	2.54	0.42
25:DA:2471:C:H2'	25:DA:2472:G:O4'	2.20	0.42
25:DA:2515:C:H2'	25:DA:2516:G:C8	2.53	0.42
1:AA:359:U:H2'	1:AA:360:A:H8	1.84	0.42
1:AA:721:G:C6	1:AA:733:A:C2	3.08	0.42
1:AA:882:C:O2'	1:AA:883:C:H5'	2.19	0.42
1:AA:1130:A:C2	1:AA:1146:A:C5	3.08	0.42
1:AA:1290:G:H2'	1:AA:1290:G:N3	2.35	0.42
1:AA:1367:C:O2'	12:AJ:48:THR:HG21	2.20	0.42
2:AY:17(A):U:H5''	2:AY:18:G:OP2	2.19	0.42
4:AB:22:LYS:HZ3	4:AB:22:LYS:H	1.67	0.42
6:AD:81:GLU:O	6:AD:84:LYS:HB2	2.19	0.42
9:AG:15:ASP:HB3	9:AG:19:GLY:N	2.34	0.42
10:AH:100:ILE:HA	10:AH:101:PRO:HD3	1.80	0.42
14:AL:26:LEU:C	14:AL:28:GLY:H	2.22	0.42
21:AS:6:LYS:HD2	21:AS:6:LYS:N	2.35	0.42
24:AX:118:GLU:O	24:AX:121:ALA:HB3	2.20	0.42
25:BA:244:A:H2'	25:BA:245:G:O4'	2.19	0.42
25:BA:599:G:H2'	25:BA:600:G:H8	1.85	0.42
25:BA:1478:G:O2'	25:BA:1558:A:C2	2.71	0.42
25:BA:2332:U:H4'	25:BA:2336:A:N6	2.34	0.42
25:BA:2350:C:H5'	55:B8:42:ARG:HD3	2.02	0.42
25:BA:2389:G:H5''	25:BA:2390:U:O4'	2.20	0.42
25:BA:2515:C:H2'	25:BA:2516:G:C8	2.54	0.42

*Continued on next page...*



*Continued from previous page...*

Atom-1	Atom-2	Interatomic distance (Å)	Clash overlap (Å)
25:BA:2595:G:C2	25:BA:2599:G:C6	3.08	0.42
36:BP:24:GLY:CA	36:BP:33:ARG:NH1	2.82	0.42
38:BR:9:LYS:O	38:BR:10:LEU:HG	2.19	0.42
40:BT:100:TYR:HD2	40:BT:103:ARG:NE	2.17	0.42
41:BU:73:GLY:O	41:BU:74:LEU:HB3	2.20	0.42
48:B1:73:LEU:HD23	48:B1:74:VAL:N	2.34	0.42
50:B3:8:LEU:HD13	50:B3:31:LEU:HD12	2.02	0.42
1:CA:261:U:H5	22:CT:79:ARG:NH1	2.18	0.42
1:CA:624:C:H2'	1:CA:625:G:C8	2.54	0.42
1:CA:665:A:C8	1:CA:725:G:C2	3.08	0.42
1:CA:955:U:H2'	1:CA:956:U:O4'	2.20	0.42
1:CA:1145:C:O2'	1:CA:1146:A:P	2.77	0.42
1:CA:1176:A:H2'	1:CA:1177:G:C8	2.55	0.42
1:CA:1300:G:H4'	1:CA:1301:U:O5'	2.20	0.42
1:CA:1371:G:C5	1:CA:1372:U:C5	3.08	0.42
2:CZ:33:U:H4'	9:CG:84:ASN:HD22	1.83	0.42
5:CC:23:TYR:CG	5:CC:24:ALA:N	2.88	0.42
6:CD:30:LYS:C	6:CD:32:ALA:N	2.72	0.42
6:CD:108:LEU:HD12	6:CD:108:LEU:HA	1.83	0.42
13:CK:29:ILE:HG22	13:CK:44:SER:HB2	2.01	0.42
15:CM:77:ASN:O	15:CM:81:LEU:HG	2.19	0.42
18:CP:27:LYS:HD3	18:CP:30:GLY:HA3	2.02	0.42
19:CQ:27:PHE:CZ	19:CQ:36:ILE:HD11	2.55	0.42
22:CT:37:SER:O	22:CT:41:VAL:HG23	2.20	0.42
24:CX:106:ASP:HA	24:CX:167:ALA:HB3	2.02	0.42
27:DD:161:THR:O	27:DD:196:VAL:HG23	2.18	0.42
28:DE:52:LEU:O	28:DE:76:ARG:N	2.53	0.42
29:DF:64:ILE:HG23	29:DF:65:TRP:N	2.35	0.42
34:DN:135:LEU:HD22	25:DA:558:G:C5'	2.50	0.42
35:DO:60:ALA:HA	35:DO:87:ILE:CG1	2.46	0.42
36:DP:81:GLN:HE21	36:DP:81:GLN:HB2	1.69	0.42
36:DP:149:GLU:OE1	36:DP:149:GLU:HA	2.20	0.42
37:DQ:58:PHE:CD1	37:DQ:61:GLY:HA3	2.55	0.42
38:DR:16:HIS:CD2	25:DA:1275:A:C4	3.08	0.42
43:DW:14:PRO:C	43:DW:18:ARG:HG3	2.40	0.42
43:DW:80:PRO:HD3	25:DA:25:U:H5''	2.02	0.42
25:DA:216:A:C8	25:DA:432:A:N6	2.88	0.42
25:DA:469:G:H2'	25:DA:470:A:H5''	2.02	0.42
25:DA:638:G:C6	25:DA:639:U:C4	3.07	0.42
25:DA:662:G:C2	25:DA:663:G:C5	3.08	0.42
25:DA:904:C:H2'	25:DA:905:U:H6	1.84	0.42

*Continued on next page...*

*Continued from previous page...*

Atom-1	Atom-2	Interatomic distance (Å)	Clash overlap (Å)
25:DA:1023:U:O2'	25:DA:1122:G:H5''	2.19	0.42
25:DA:1029:A:N3	25:DA:2486:G:H1'	2.34	0.42
25:DA:1190:G:C5'	25:DA:1190:G:C8	2.99	0.42
25:DA:1215:G:C5	25:DA:1216:G:N7	2.88	0.42
25:DA:1441:G:N2	25:DA:1551:C:C2	2.88	0.42
25:DA:1771:C:O2'	25:DA:1786:A:H8	2.03	0.42
25:DA:2520:C:O2'	25:DA:2521:C:H5'	2.19	0.42
25:DA:2789:C:H1'	25:DA:2892:A:H2	1.82	0.42
25:DA:2810:A:O5'	25:DA:2810:A:H8	2.03	0.42
1:AA:551:U:H2'	1:AA:552:U:H6	1.82	0.42
1:AA:707:C:H2'	1:AA:708:C:H6	1.85	0.42
1:AA:714:G:C6	1:AA:715:A:N1	2.88	0.42
1:AA:1054:C:O2	1:AA:1054:C:H3'	2.19	0.42
1:AA:1227:A:OP2	15:AM:111:LYS:HE3	2.19	0.42
5:AC:123:GLN:O	5:AC:128:PHE:HB2	2.20	0.42
7:AE:17:ALA:HA	7:AE:26:PHE:HA	2.02	0.42
13:AK:43:SER:HA	13:AK:47:VAL:HG11	2.02	0.42
17:AO:56:LEU:HD21	25:BA:715:G:C2	2.55	0.42
19:AQ:21:VAL:HG11	19:AQ:59:ILE:HD11	2.02	0.42
22:AT:26:ASN:HB2	22:AT:71:THR:HG23	2.01	0.42
23:AU:24:ARG:HG3	23:AU:25:LYS:N	2.35	0.42
25:BA:245:G:H5''	36:BP:70:GLN:N	2.35	0.42
25:BA:271(C):G:C2	25:BA:421:U:C4	3.07	0.42
25:BA:449:A:N6	25:BA:450:G:C6	2.87	0.42
25:BA:486:C:C2	25:BA:495:G:C2	3.08	0.42
25:BA:791:C:N4	25:BA:794:G:H1'	2.34	0.42
25:BA:1381:G:C6	25:BA:1382:G:C6	3.07	0.42
25:BA:1792:G:OP2	27:BD:206:LEU:HD12	2.20	0.42
25:BA:1999:C:H1'	25:BA:2687:U:H1'	2.01	0.42
25:BA:2471:C:H2'	25:BA:2472:G:O4'	2.20	0.42
25:BA:2626:C:H42	25:BA:2777:G:H1	1.68	0.42
25:BA:2816:C:H2'	25:BA:2817:G:H8	1.84	0.42
26:BB:114:G:H2'	26:BB:115:G:H8	1.85	0.42
27:BD:35:LYS:HE3	27:BD:104:TYR:CB	2.49	0.42
27:BD:72:LYS:HE2	27:BD:103:ARG:NH1	2.34	0.42
29:BF:118:ALA:HB2	29:BF:123:LEU:HD22	2.00	0.42
29:BF:165:ARG:H	29:BF:165:ARG:HG2	1.71	0.42
30:BG:81:LYS:C	30:BG:82:LEU:HD23	2.40	0.42
37:BQ:43:THR:O	37:BQ:47:ILE:HD12	2.20	0.42
40:BT:80:SER:HA	40:BT:81:PRO:HD3	1.85	0.42
46:BZ:24:LEU:HA	46:BZ:25:PRO:HD2	1.82	0.42

*Continued on next page...*

*Continued from previous page...*

Atom-1	Atom-2	Interatomic distance (Å)	Clash overlap (Å)
1:CA:318:G:H2'	1:CA:319:G:H8	1.85	0.42
1:CA:1073:U:H2'	1:CA:1074:G:H8	1.83	0.42
1:CA:1369:C:H2'	1:CA:1370:G:C8	2.55	0.42
1:CA:1371:G:C6	1:CA:1372:U:C4	3.08	0.42
5:CC:19:GLU:HG3	5:CC:54:ARG:CD	2.47	0.42
6:CD:81:GLU:O	6:CD:84:LYS:HB2	2.20	0.42
11:CI:63:ILE:HG21	11:CI:77:ILE:HG12	2.02	0.42
14:CL:84:ILE:HD12	14:CL:84:ILE:N	2.35	0.42
17:CO:63:ARG:HH21	17:CO:87:ILE:CG2	2.30	0.42
24:CX:340:LYS:O	24:CX:344:GLN:HG3	2.19	0.42
27:DD:154:LYS:HD3	25:DA:1818:U:O4	2.20	0.42
29:DF:117:ARG:HD2	29:DF:190:GLU:O	2.20	0.42
32:DI:12:LEU:HD22	32:DI:12:LEU:N	2.34	0.42
35:DO:103:ALA:O	35:DO:106:LEU:HD13	2.19	0.42
36:DP:23:PRO:HB2	36:DP:33:ARG:CG	2.49	0.42
37:DQ:24:GLY:HA2	37:DQ:100:GLY:C	2.40	0.42
38:DR:10:LEU:HD22	38:DR:17:ARG:CD	2.43	0.42
45:DY:90:LEU:N	45:DY:90:LEU:HD23	2.35	0.42
47:D0:64:ASP:O	47:D0:83:PRO:HA	2.19	0.42
25:DA:52:A:H2'	25:DA:53:A:O4'	2.20	0.42
25:DA:1060:U:H4'	25:DA:1061:U:C3'	2.46	0.42
25:DA:1216:G:N1	25:DA:1234:U:C2	2.88	0.42
25:DA:1324:G:H4'	25:DA:1616:A:C2	2.54	0.42
25:DA:1728:G:H8	25:DA:1728:G:O5'	2.01	0.42
25:DA:1911:U:C2	25:DA:1918:A:C2	3.08	0.42
25:DA:2276:G:H2'	25:DA:2277:G:C8	2.55	0.42
25:DA:2276:G:H2'	25:DA:2277:G:H8	1.85	0.42
25:DA:2394:C:H6	25:DA:2394:C:O5'	2.03	0.42
25:DA:2887:U:H2'	25:DA:2888:C:C6	2.54	0.42
26:DB:40:U:H1'	26:DB:45:A:H61	1.83	0.42
1:AA:34:C:H2'	1:AA:35:G:C8	2.55	0.41
1:AA:109:A:C6	1:AA:326:G:C6	3.08	0.41
1:AA:186(G):C:H2'	1:AA:187:C:O4'	2.20	0.41
1:AA:264:U:H2'	1:AA:265:G:O4'	2.20	0.41
1:AA:815:A:C2	1:AA:1529:G:C4	3.07	0.41
1:AA:1051:C:H2'	1:AA:1052:U:C6	2.55	0.41
1:AA:1369:C:H2'	1:AA:1370:G:C8	2.55	0.41
4:AB:133:LYS:O	4:AB:137:ARG:HG2	2.19	0.41
7:AE:87:SER:HB3	7:AE:131:ILE:HD13	2.02	0.41
8:AF:80:ARG:HG2	8:AF:80:ARG:H	1.71	0.41
11:AI:63:ILE:HG21	11:AI:77:ILE:HG12	2.02	0.41

*Continued on next page...*

*Continued from previous page...*

Atom-1	Atom-2	Interatomic distance (Å)	Clash overlap (Å)
12:AJ:3:LYS:HD2	12:AJ:77:PRO:HD3	2.02	0.41
16:AN:43:CYS:O	16:AN:47:LEU:HG	2.20	0.41
17:AO:63:ARG:HH21	17:AO:87:ILE:CG2	2.32	0.41
19:AQ:27:PHE:CZ	19:AQ:36:ILE:HD11	2.55	0.41
19:AQ:58:GLU:HB2	19:AQ:74:LEU:HB3	2.00	0.41
21:AS:75:ALA:HA	21:AS:76:PRO:HD2	1.82	0.41
22:AT:50:GLU:O	22:AT:54:LYS:HB2	2.20	0.41
23:AU:18:TYR:O	23:AU:22:ARG:HB3	2.19	0.41
25:BA:268:C:H2'	25:BA:269:U:O4'	2.19	0.41
25:BA:443:A:H2'	29:BF:45:ARG:NH1	2.33	0.41
25:BA:573:G:O2'	25:BA:574:C:H3'	2.20	0.41
25:BA:776:G:H4'	25:BA:777:A:O5'	2.20	0.41
25:BA:827:U:O2	25:BA:2246:G:H4'	2.20	0.41
25:BA:1798:U:C4	25:BA:1819:A:C2	3.08	0.41
25:BA:1952:A:C5	35:BO:22:ILE:HD12	2.55	0.41
25:BA:2351:G:H8	25:BA:2351:G:O5'	2.03	0.41
25:BA:2513:G:H2'	25:BA:2514:U:C6	2.55	0.41
28:BE:5:LEU:HD22	28:BE:197:ILE:HG22	2.01	0.41
29:BF:24:LEU:HB3	29:BF:115:ALA:HB2	2.02	0.41
32:BI:110:ASP:HA	32:BI:111:PRO:HD2	1.88	0.41
44:BX:10:ALA:HA	44:BX:11:PRO:HD3	1.94	0.41
45:BY:76:CYS:HB2	45:BY:96:ILE:HD13	2.02	0.41
46:BZ:67:LEU:HA	46:BZ:68:PRO:HD2	1.85	0.41
47:B0:82:ARG:HA	47:B0:83:PRO:HD2	1.85	0.41
53:B6:18:ARG:HB3	53:B6:19:ARG:H	1.74	0.41
1:CA:141:A:H1'	1:CA:182:U:C2	2.54	0.41
1:CA:243:A:C2	1:CA:246:A:C8	3.08	0.41
1:CA:360:A:H2'	1:CA:361:G:C8	2.55	0.41
1:CA:374:A:C6	1:CA:375:U:C4	3.08	0.41
1:CA:427:U:OP1	6:CD:13:ARG:NH2	2.54	0.41
1:CA:1067:A:H8	1:CA:1067:A:O5'	2.02	0.41
4:CB:178:ARG:HH21	10:CH:74:PRO:HG3	1.83	0.41
5:CC:39:ILE:O	5:CC:43:LEU:HG	2.19	0.41
7:CE:31:LEU:HD23	7:CE:32:VAL:N	2.35	0.41
7:CE:78:HIS:HD2	10:CH:104:ARG:HD2	1.85	0.41
8:CF:60:PHE:C	8:CF:61:LEU:HD12	2.40	0.41
10:CH:31:PHE:O	10:CH:35:ILE:HG12	2.21	0.41
11:CI:79:LEU:HD22	11:CI:79:LEU:O	2.20	0.41
12:CJ:7:LYS:HB2	12:CJ:97:GLU:O	2.20	0.41
18:CP:8:ARG:NH2	18:CP:15:PRO:HG3	2.35	0.41
28:DE:110:GLY:CA	28:DE:162:ALA:HB2	2.50	0.41

*Continued on next page...*

*Continued from previous page...*

Atom-1	Atom-2	Interatomic distance (Å)	Clash overlap (Å)
30:DG:110:ALA:O	30:DG:114:ILE:HG13	2.20	0.41
39:DS:26:LEU:HD22	39:DS:28:VAL:HG22	2.02	0.41
48:D1:23:LYS:HE2	48:D1:23:LYS:HB3	1.91	0.41
25:DA:61:G:H8	25:DA:61:G:O5'	2.02	0.41
25:DA:164:U:C4	25:DA:165:U:C4	3.07	0.41
25:DA:931:G:H3'	25:DA:931:G:H8	1.84	0.41
25:DA:1120:G:C5	25:DA:1121:C:C4	3.07	0.41
25:DA:1198:U:H2'	25:DA:1199:U:H6	1.85	0.41
25:DA:1272:A:OP2	25:DA:1647:G:OP1	2.38	0.41
25:DA:1455:G:C6	25:DA:2705:A:C2	3.08	0.41
25:DA:2073:C:H2'	25:DA:2074:U:H6	1.85	0.41
1:AA:68:G:C2	1:AA:69:G:C4	3.08	0.41
1:AA:528:C:H41	14:AL:48:ASN:CG	2.24	0.41
1:AA:643:C:H5'	10:AH:31:PHE:CD1	2.55	0.41
1:AA:738:C:C4	1:AA:739:C:N4	2.88	0.41
1:AA:1499:A:C2	1:AA:1500:A:C8	3.08	0.41
4:AB:39:ILE:H	4:AB:39:ILE:HD12	1.85	0.41
5:AC:149:ALA:HA	5:AC:201:TYR:O	2.20	0.41
9:AG:12:LEU:H	9:AG:12:LEU:CD2	2.30	0.41
13:AK:29:ILE:HG22	13:AK:44:SER:HB2	2.02	0.41
13:AK:34:ASP:C	13:AK:36:ASP:H	2.24	0.41
14:AL:35:VAL:HG22	14:AL:81:VAL:HG12	2.01	0.41
14:AL:83:LEU:CD1	14:AL:103:VAL:HG11	2.49	0.41
18:AP:12:LYS:O	18:AP:13:HIS:HB2	2.18	0.41
22:AT:61:SER:O	22:AT:65:LYS:HG2	2.20	0.41
24:AX:108:ILE:O	24:AX:201:VAL:HA	2.20	0.41
24:AX:131:TYR:HE1	24:AX:174:GLU:HG3	1.83	0.41
25:BA:25:U:H5'	43:BW:79:GLY:HA2	2.02	0.41
25:BA:195:A:H61	25:BA:198:C:H3'	1.85	0.41
25:BA:729:G:H2'	25:BA:729:G:N3	2.34	0.41
25:BA:809:G:O2'	25:BA:810:U:H5'	2.20	0.41
25:BA:970:C:O5'	25:BA:970:C:H6	2.03	0.41
25:BA:122(A):C:H2'	25:BA:1222:C:H6	1.85	0.41
25:BA:1516:U:H2'	25:BA:1517:G:H8	1.84	0.41
25:BA:2337:G:C2	25:BA:2338:G:C8	3.08	0.41
25:BA:2394:C:O5'	25:BA:2394:C:H6	2.03	0.41
25:BA:2562:U:H1'	35:BO:23:ARG:NH1	2.35	0.41
25:BA:2675:A:OP1	35:BO:31:LYS:HB2	2.20	0.41
25:BA:2751:G:H2'	25:BA:2751:G:N3	2.35	0.41
26:BB:14:U:H1'	26:BB:107:U:H1'	2.02	0.41
28:BE:116:VAL:HG13	28:BE:117:MET:H	1.84	0.41

*Continued on next page...*

*Continued from previous page...*

Atom-1	Atom-2	Interatomic distance (Å)	Clash overlap (Å)
34:BN:92:GLN:O	34:BN:94:ILE:HG13	2.20	0.41
35:BO:22:ILE:H	35:BO:41:ALA:HA	1.85	0.41
35:BO:122:LEU:OXT	35:BO:122:LEU:HD23	2.19	0.41
37:BQ:137:TYR:HB3	46:BZ:76:LEU:HD21	2.02	0.41
44:BX:43:VAL:HG23	44:BX:47:PHE:HD1	1.85	0.41
50:B3:8:LEU:CA	50:B3:54:VAL:HG12	2.37	0.41
1:CA:17:U:O2'	1:CA:1079:G:H1'	2.19	0.41
1:CA:92:G:C6	1:CA:93:U:N3	2.89	0.41
1:CA:424:G:O5'	1:CA:424:G:H8	2.03	0.41
1:CA:707:C:H2'	1:CA:708:C:H6	1.85	0.41
1:CA:716:A:C6	1:CA:717:C:C4	3.08	0.41
1:CA:1081:G:H2'	1:CA:1082:G:H8	1.85	0.41
1:CA:1130:A:C2	1:CA:1146:A:C5	3.08	0.41
1:CA:1263:C:H2'	1:CA:1264:C:C6	2.55	0.41
1:CA:1505:G:H5''	1:CA:1505:G:C8	2.55	0.41
1:CA:1529:G:H4'	1:CA:1530:G:OP2	2.20	0.41
5:CC:149:ALA:HA	5:CC:201:TYR:O	2.20	0.41
14:CL:16:LYS:HD3	14:CL:17:VAL:H	1.85	0.41
14:CL:35:VAL:HG22	14:CL:81:VAL:HG12	2.02	0.41
15:CM:106:ASN:HB2	15:CM:107:ALA:H	1.55	0.41
27:DD:25:THR:HG23	27:DD:27:THR:CG2	2.47	0.41
28:DE:152:LYS:HE2	28:DE:152:LYS:HB3	1.93	0.41
29:DF:116:ASP:OD2	36:DP:5:ASP:HB2	2.20	0.41
29:DF:169:ASN:HB2	25:DA:322:A:OP2	2.20	0.41
30:DG:94:LEU:HD12	30:DG:98:ARG:O	2.20	0.41
30:DG:107:LEU:HA	30:DG:111:LEU:HD12	2.02	0.41
32:DI:92:VAL:HG21	32:DI:97:ILE:HD11	2.01	0.41
35:DO:64:ARG:HG2	35:DO:79:PHE:CE1	2.55	0.41
35:DO:64:ARG:O	35:DO:82:ASN:HA	2.20	0.41
37:DQ:138:ASP:HB2	37:DQ:139:GLU:H	1.67	0.41
39:DS:48:LEU:HD12	39:DS:48:LEU:N	2.35	0.41
39:DS:90:GLY:O	39:DS:91:PRO:C	2.59	0.41
39:DS:93:LYS:HZ1	25:DA:2293:C:H4'	1.83	0.41
40:DT:41:ARG:CD	40:DT:42:ILE:H	2.31	0.41
41:DU:33:ARG:O	41:DU:34:LYS:C	2.58	0.41
44:DX:43:VAL:HG23	44:DX:47:PHE:HD1	1.84	0.41
49:D2:2:LYS:H	49:D2:2:LYS:HD2	1.85	0.41
54:D7:18:PHE:CE2	54:D7:22:MET:HG3	2.55	0.41
25:DA:262:A:H2'	25:DA:263:C:O4'	2.19	0.41
25:DA:273(A):G:C4	25:DA:273(B):G:C8	3.08	0.41
25:DA:284:U:H2'	25:DA:285:C:H6	1.84	0.41

*Continued on next page...*

*Continued from previous page...*

Atom-1	Atom-2	Interatomic distance (Å)	Clash overlap (Å)
25:DA:301:G:H5'	25:DA:334:C:O2'	2.20	0.41
25:DA:593:G:C6	25:DA:594:U:C4	3.08	0.41
25:DA:729:G:H2'	25:DA:729:G:N3	2.34	0.41
25:DA:1422:G:H4'	25:DA:1493:C:OP1	2.19	0.41
25:DA:1783:A:C2	25:DA:2587:A:C5	3.08	0.41
25:DA:1817:G:C6	25:DA:1818:U:C4	3.09	0.41
25:DA:1980:G:C8	25:DA:1980:G:C5'	3.04	0.41
25:DA:1992:G:H8	25:DA:1992:G:OP1	2.02	0.41
25:DA:2095:C:H2'	25:DA:2096:U:C6	2.55	0.41
25:DA:2099:U:H2'	25:DA:2100:G:C8	2.54	0.41
25:DA:2508:G:C4	25:DA:2509:G:C8	3.08	0.41
25:DA:2729:G:C2	25:DA:2730:C:C2	3.08	0.41
25:DA:2731:G:O2'	25:DA:2732:G:H5'	2.19	0.41
1:AA:533:A:H3'	1:AA:533:A:OP1	2.20	0.41
1:AA:698:G:C6	1:AA:699:C:C4	3.08	0.41
1:AA:955:U:H2'	1:AA:956:U:O4'	2.20	0.41
1:AA:1011:G:C5	1:AA:1012:U:C4	3.09	0.41
1:AA:1037:C:H6	1:AA:1037:C:O5'	2.03	0.41
1:AA:1285:A:H4'	1:AA:1286:A:C5'	2.51	0.41
1:AA:1371:G:C6	1:AA:1372:U:C4	3.08	0.41
1:AA:1432:G:OP1	40:BT:107:ASP:HB2	2.19	0.41
2:AY:51:C:H2'	2:AY:52:G:C8	2.55	0.41
5:AC:21:ARG:HG3	5:AC:58:GLU:HG2	2.03	0.41
5:AC:111:LEU:HD23	5:AC:141:VAL:HG13	2.01	0.41
17:AO:33:THR:HA	17:AO:63:ARG:NH1	2.21	0.41
25:BA:78:A:H2'	25:BA:79:G:H8	1.85	0.41
25:BA:270(S):G:O2'	25:BA:270(T):G:H8	2.03	0.41
25:BA:530:G:C6	25:BA:2022:U:H5''	2.55	0.41
25:BA:1297:C:OP1	25:BA:2710:C:H4'	2.21	0.41
25:BA:1599:C:OP2	44:BX:36:LYS:HD3	2.21	0.41
25:BA:2093:G:C6	25:BA:2225:A:C8	3.09	0.41
26:BB:40:U:H1'	26:BB:45:A:H61	1.82	0.41
30:BG:75:LYS:HB3	30:BG:76:SER:H	1.52	0.41
35:BO:34:THR:O	35:BO:35:VAL:C	2.59	0.41
37:BQ:24:GLY:HA2	37:BQ:100:GLY:C	2.40	0.41
37:BQ:138:ASP:HB2	37:BQ:139:GLU:H	1.68	0.41
38:BR:10:LEU:HB2	38:BR:17:ARG:NE	2.34	0.41
41:BU:8:VAL:HG12	41:BU:12:ARG:HG3	2.02	0.41
41:BU:95:LEU:HD13	42:BV:4:ILE:HD12	2.02	0.41
43:BW:20:VAL:O	43:BW:23:LEU:HB2	2.20	0.41
44:BX:82:GLN:O	44:BX:82:GLN:HG3	2.20	0.41

*Continued on next page...*

*Continued from previous page...*

Atom-1	Atom-2	Interatomic distance (Å)	Clash overlap (Å)
46:BZ:77:ASP:HB2	46:BZ:84:GLU:CG	2.37	0.41
48:B1:11:ARG:HH11	48:B1:60:PHE:HA	1.85	0.41
51:B4:59:VAL:HG12	51:B4:60:GLU:N	2.28	0.41
1:CA:19:C:H2'	1:CA:20:U:C6	2.55	0.41
1:CA:359:U:H2'	1:CA:360:A:C8	2.55	0.41
1:CA:564:C:H5'	19:CQ:32:TYR:CE2	2.54	0.41
1:CA:1054:C:C2'	1:CA:1055:A:H5''	2.51	0.41
1:CA:1080:A:H5''	7:CE:16:THR:HG21	2.01	0.41
1:CA:1196:U:H3'	1:CA:1197:G:C5'	2.50	0.41
1:CA:1432:G:OP1	40:DT:108:ARG:HG3	2.20	0.41
2:CY:72:A:C6	2:CY:73:A:C6	3.08	0.41
12:CJ:18:ALA:O	12:CJ:22:LYS:HB2	2.21	0.41
14:CL:54:VAL:HG12	14:CL:55:ALA:H	1.85	0.41
17:CO:54:ARG:NH1	17:CO:58:MET:SD	2.93	0.41
18:CP:26:ARG:HB3	18:CP:27:LYS:H	1.67	0.41
22:CT:89:ARG:NH2	22:CT:104:LEU:HD22	2.35	0.41
24:CX:96:LEU:O	24:CX:96:LEU:HD13	2.21	0.41
27:DD:76:PRO:HA	27:DD:118:VAL:HG23	2.02	0.41
27:DD:80:ALA:HB3	27:DD:96:HIS:HD1	1.84	0.41
29:DF:12:LEU:HD13	29:DF:17:ARG:HG2	2.02	0.41
29:DF:117:ARG:NH2	29:DF:187:VAL:HA	2.32	0.41
34:DN:92:GLN:O	34:DN:94:ILE:HG13	2.20	0.41
36:DP:29:LYS:HD2	36:DP:29:LYS:N	2.35	0.41
37:DQ:13:GLN:HB2	25:DA:910:A:C8	2.56	0.41
37:DQ:127:ILE:HG22	37:DQ:128:LYS:O	2.20	0.41
38:DR:24:GLN:O	38:DR:28:LEU:HB2	2.20	0.41
41:DU:96:ALA:C	41:DU:98:LEU:H	2.22	0.41
44:DX:82:GLN:O	44:DX:82:GLN:HG3	2.20	0.41
45:DY:95:LYS:HG2	45:DY:100:ALA:HA	2.01	0.41
25:DA:582:G:C2	25:DA:1259:G:C2	3.07	0.41
25:DA:782:A:H4'	25:DA:783:A:O5'	2.20	0.41
25:DA:1019:U:H3	25:DA:114(B):A:H62	1.68	0.41
25:DA:1357:U:H2'	25:DA:1358:G:O4'	2.20	0.41
25:DA:2054:A:C2	25:DA:2616:C:C2	3.08	0.41
25:DA:2114:A:H3'	25:DA:2115:G:C8	2.56	0.41
25:DA:2170:A:H8	25:DA:2170:A:O5'	2.03	0.41
25:DA:2476:A:H3'	25:DA:2476:A:N3	2.36	0.41
25:DA:2488:A:H2'	25:DA:2489:G:O4'	2.20	0.41
25:DA:2536:G:C5	25:DA:2537:U:C4	3.08	0.41
25:DA:2751:G:N3	25:DA:2751:G:H2'	2.35	0.41
1:AA:544:G:C6	1:AA:545:C:C4	3.09	0.41

*Continued on next page...*



*Continued from previous page...*

Atom-1	Atom-2	Interatomic distance (Å)	Clash overlap (Å)
1:AA:632:A:H2'	1:AA:633:G:O4'	2.20	0.41
1:AA:670:G:H2'	1:AA:671:G:O4'	2.20	0.41
1:AA:801:U:H2'	1:AA:802:A:C8	2.55	0.41
1:AA:1109:C:H2'	1:AA:1110:A:O4'	2.20	0.41
1:AA:1197:G:C2	1:AA:1198:G:C8	3.08	0.41
4:AB:19:HIS:CD2	4:AB:20:GLU:N	2.87	0.41
4:AB:20:GLU:HB2	4:AB:190:THR:HB	2.03	0.41
8:AF:17:SER:O	8:AF:21:LEU:HD23	2.21	0.41
11:AI:73:GLN:O	11:AI:77:ILE:HG13	2.21	0.41
11:AI:79:LEU:O	11:AI:79:LEU:HD22	2.20	0.41
11:AI:112:LYS:HD3	11:AI:112:LYS:C	2.40	0.41
14:AL:54:VAL:HG12	14:AL:55:ALA:H	1.84	0.41
15:AM:40:ASN:HA	15:AM:41:PRO:HD3	1.96	0.41
15:AM:115:LYS:HD3	15:AM:115:LYS:N	2.36	0.41
16:AN:52:GLN:O	16:AN:53:LEU:HD23	2.20	0.41
19:AQ:5:VAL:HA	19:AQ:59:ILE:O	2.20	0.41
25:BA:123:G:H2'	25:BA:124:G:C8	2.56	0.41
25:BA:510:C:H2'	25:BA:511:U:O4'	2.20	0.41
25:BA:681:G:H2'	25:BA:682:G:C8	2.56	0.41
25:BA:802:A:C5	25:BA:803:U:C4	3.07	0.41
25:BA:1064:C:H2'	25:BA:1065:U:O4'	2.20	0.41
25:BA:1540:G:N1	25:BA:1541:U:H1'	2.35	0.41
25:BA:2015:A:N3	52:B5:2:ALA:N	2.68	0.41
25:BA:2399:G:C6	25:BA:2400:G:C5	3.07	0.41
25:BA:2488:A:H2'	25:BA:2489:G:O4'	2.20	0.41
25:BA:2694:G:C6	25:BA:2695:C:C4	3.08	0.41
25:BA:2836:U:C4	25:BA:2883:A:N6	2.88	0.41
26:BB:8:U:H5''	39:BS:15:ARG:NH2	2.29	0.41
28:BE:107:THR:O	28:BE:190:GLY:HA2	2.20	0.41
34:BN:117:HIS:HA	34:BN:118:PRO:HD2	1.79	0.41
35:BO:64:ARG:HG2	35:BO:79:PHE:CE1	2.55	0.41
36:BP:149:GLU:OE1	36:BP:149:GLU:HA	2.20	0.41
37:BQ:77:LYS:HA	37:BQ:78:PRO:HD3	1.78	0.41
48:B1:19:GLN:NE2	48:B1:41:ARG:HE	2.18	0.41
48:B1:40:ARG:HD3	48:B1:40:ARG:C	2.41	0.41
53:B6:42:TRP:CE3	53:B6:42:TRP:HA	2.55	0.41
55:B8:54:GLU:HG2	55:B8:57:ARG:HH12	1.85	0.41
1:CA:68:G:H2'	1:CA:69:G:C8	2.56	0.41
1:CA:670:G:H2'	1:CA:671:G:O4'	2.21	0.41
1:CA:714:G:N2	1:CA:777:A:H1'	2.35	0.41
1:CA:825:G:N2	10:CH:11:THR:HG21	2.36	0.41

*Continued on next page...*

*Continued from previous page...*

Atom-1	Atom-2	Interatomic distance (Å)	Clash overlap (Å)
1:CA:1110:A:H5''	1:CA:1111:A:OP2	2.20	0.41
1:CA:1343:G:C6	1:CA:1344:C:N4	2.88	0.41
1:CA:1347:G:H22	1:CA:1374:A:P	2.43	0.41
1:CA:1414:U:H2'	1:CA:1415:G:H8	1.86	0.41
4:CB:113:HIS:O	4:CB:116:GLU:HG2	2.20	0.41
6:CD:96:LEU:HD12	6:CD:139:ARG:HD2	2.01	0.41
6:CD:175:SER:OG	6:CD:184:LYS:HB2	2.21	0.41
7:CE:45:PHE:CD2	7:CE:47:LYS:HD2	2.55	0.41
11:CI:17:VAL:HG13	11:CI:63:ILE:HD11	2.03	0.41
12:CJ:25:GLU:O	12:CJ:29:ARG:HB3	2.20	0.41
13:CK:44:SER:OG	13:CK:47:VAL:HG23	2.20	0.41
14:CL:76:LEU:HD11	14:CL:106:ALA:HA	2.02	0.41
24:CX:108:ILE:HA	24:CX:160:PHE:O	2.19	0.41
28:DE:37:ARG:HH12	25:DA:2783:G:H22	1.66	0.41
28:DE:103:ASP:OD2	28:DE:201:THR:HA	2.20	0.41
28:DE:120:TRP:CD1	28:DE:155:LYS:HB3	2.56	0.41
28:DE:176:ILE:HA	28:DE:177:PRO:HD2	1.84	0.41
29:DF:85:GLY:HA2	25:DA:449:A:OP1	2.21	0.41
29:DF:164:ARG:NH2	29:DF:177:ALA:HA	2.36	0.41
32:DI:79:ILE:HG22	32:DI:81:VAL:CG2	2.51	0.41
34:DN:38:LEU:O	34:DN:159:GLU:HA	2.20	0.41
34:DN:92:GLN:HE21	25:DA:1022:G:H8	1.69	0.41
34:DN:116:THR:HG23	34:DN:117:HIS:N	2.33	0.41
34:DN:117:HIS:HA	34:DN:118:PRO:HD2	1.80	0.41
36:DP:58:THR:C	36:DP:60:MET:H	2.24	0.41
41:DU:11:ARG:HH12	25:DA:29:U:H1'	1.85	0.41
41:DU:79:PHE:HE2	41:DU:106:PHE:CZ	2.39	0.41
44:DX:44:GLU:HA	44:DX:49:VAL:O	2.21	0.41
49:D2:6:VAL:HA	49:D2:9:GLN:CD	2.40	0.41
25:DA:78:A:H2'	25:DA:79:G:H8	1.86	0.41
25:DA:123:G:H2'	25:DA:124:G:H8	1.85	0.41
25:DA:310:A:HO2'	25:DA:311:A:P	2.43	0.41
25:DA:412:A:N7	25:DA:2411:A:H2	2.17	0.41
25:DA:833:U:H2'	25:DA:834:C:H6	1.79	0.41
25:DA:893:C:H2'	25:DA:894:C:C6	2.55	0.41
25:DA:1014:U:H2'	25:DA:1015:G:H8	1.85	0.41
25:DA:1394:U:H6	25:DA:1394:U:H3'	1.85	0.41
25:DA:1453:A:H62	25:DA:2703:C:H41	1.67	0.41
25:DA:1945:G:C4	25:DA:1946:U:C5	3.08	0.41
25:DA:2082:A:H2'	25:DA:2083:G:O4'	2.20	0.41
25:DA:2250:G:H8	25:DA:2496:C:H5''	1.85	0.41

*Continued on next page...*

*Continued from previous page...*

Atom-1	Atom-2	Interatomic distance (Å)	Clash overlap (Å)
25:DA:2332:U:H4'	25:DA:2336:A:N6	2.35	0.41
25:DA:2355:C:H6	25:DA:2355:C:O5'	2.04	0.41
26:DB:62:C:H2'	26:DB:63:G:H8	1.85	0.41
1:AA:146:G:H1	1:AA:177:C:N4	2.18	0.41
1:AA:374:A:C2	1:AA:375:U:C2	3.09	0.41
1:AA:567:G:H2'	1:AA:568:G:O4'	2.20	0.41
1:AA:601:C:H2'	1:AA:602:A:H8	1.86	0.41
1:AA:786:G:C2	1:AA:797:C:C2	3.08	0.41
1:AA:823:G:H2'	1:AA:824:C:H6	1.86	0.41
1:AA:1061:G:C6	1:AA:1197:G:C6	3.09	0.41
1:AA:1081:G:H2'	1:AA:1082:G:H8	1.85	0.41
1:AA:1095:U:H2'	1:AA:1096:C:H6	1.82	0.41
1:AA:1108:G:H5'	5:AC:176:HIS:CD2	2.56	0.41
1:AA:1301:U:H3'	1:AA:1302:U:C5'	2.50	0.41
1:AA:1417:G:C6	1:AA:1482:G:C6	3.08	0.41
1:AA:1511:G:C6	1:AA:1512:U:N3	2.88	0.41
2:AY:25:C:H2'	2:AY:26:G:O4'	2.20	0.41
5:AC:3:ASN:HB2	5:AC:4:LYS:H	1.75	0.41
11:AI:10:ARG:HD3	11:AI:11:LYS:N	2.36	0.41
14:AL:26:LEU:HB3	14:AL:27:LYS:H	1.61	0.41
15:AM:77:ASN:O	15:AM:81:LEU:HG	2.20	0.41
16:AN:14:PRO:HG2	16:AN:15:LYS:H	1.84	0.41
18:AP:27:LYS:HD3	18:AP:30:GLY:HA3	2.02	0.41
20:AR:44:LEU:HD11	20:AR:70:ILE:HD12	2.03	0.41
24:AX:48:ILE:O	24:AX:52:ARG:HG3	2.20	0.41
24:AX:100:ASP:HA	24:AX:101:PRO:HD2	1.87	0.41
24:AX:274:LEU:CD1	24:AX:278:ARG:HE	2.31	0.41
25:BA:46:C:OP2	25:BA:215:G:H2'	2.19	0.41
25:BA:141(A):A:H8	25:BA:1595:G:H21	1.67	0.41
25:BA:355:G:H2'	25:BA:356:G:C8	2.56	0.41
25:BA:608:A:H2'	25:BA:609(A):A:C8	2.55	0.41
25:BA:823:G:C6	25:BA:824:A:C6	3.08	0.41
25:BA:1198:U:H2'	25:BA:1199:U:H6	1.84	0.41
25:BA:1357:U:H2'	25:BA:1358:G:O4'	2.21	0.41
25:BA:1455:G:C6	25:BA:2705:A:C2	3.09	0.41
25:BA:2122:U:H2'	25:BA:2123:G:O4'	2.19	0.41
25:BA:2244:U:O5'	25:BA:2244:U:H6	2.02	0.41
26:BB:115:G:H5'	39:BS:50:SER:OG	2.20	0.41
27:BD:16:MET:HG3	27:BD:206:LEU:O	2.20	0.41
27:BD:25:THR:HG23	27:BD:27:THR:CG2	2.47	0.41
27:BD:76:PRO:HA	27:BD:118:VAL:HG23	2.03	0.41

*Continued on next page...*

*Continued from previous page...*

Atom-1	Atom-2	Interatomic distance (Å)	Clash overlap (Å)
28:BE:50:GLY:HA3	28:BE:75:VAL:HG11	2.03	0.41
28:BE:52:LEU:O	28:BE:76:ARG:N	2.53	0.41
29:BF:31:HIS:O	29:BF:34:TRP:HB3	2.20	0.41
29:BF:66:PRO:O	29:BF:68:LYS:HG2	2.20	0.41
29:BF:179:GLU:H	29:BF:179:GLU:CD	2.23	0.41
36:BP:132:LYS:N	36:BP:132:LYS:HD2	2.36	0.41
39:BS:48:LEU:HD12	39:BS:48:LEU:N	2.36	0.41
39:BS:52:SER:HB2	39:BS:56:LEU:HB2	2.02	0.41
40:BT:32:TYR:O	40:BT:42:ILE:HA	2.21	0.41
40:BT:50:ILE:HD13	40:BT:64:ARG:H	1.86	0.41
51:B4:43:GLY:N	51:B4:60:GLU:HA	2.36	0.41
1:CA:115:G:H1'	1:CA:116:A:N7	2.35	0.41
1:CA:243:A:H4'	1:CA:244:U:O5'	2.19	0.41
1:CA:264:U:H2'	1:CA:265:G:O4'	2.20	0.41
1:CA:502:G:C6	1:CA:503:C:C4	3.08	0.41
1:CA:579:G:H2'	1:CA:580:U:C6	2.56	0.41
1:CA:738:C:C4	1:CA:739:C:N4	2.88	0.41
1:CA:1051:C:H2'	1:CA:1052:U:C6	2.55	0.41
1:CA:1063:C:H2'	1:CA:1064:G:N7	2.35	0.41
4:CB:20:GLU:HB2	4:CB:190:THR:HB	2.02	0.41
11:CI:112:LYS:C	11:CI:112:LYS:HD3	2.41	0.41
16:CN:52:GLN:O	16:CN:53:LEU:HD23	2.20	0.41
19:CQ:3:LYS:HB3	19:CQ:60:ILE:HD11	2.02	0.41
21:CS:49:ILE:HD12	21:CS:49:ILE:N	2.35	0.41
21:CS:63:THR:HG22	21:CS:66:MET:HG2	2.03	0.41
24:CX:26:LYS:HD2	24:CX:26:LYS:N	2.36	0.41
27:DD:88:ARG:NH2	25:DA:1817:G:OP1	2.52	0.41
27:DD:175:LEU:HD12	27:DD:185:VAL:HG21	2.03	0.41
28:DE:132:HIS:HB3	25:DA:1658:C:OP1	2.21	0.41
30:DG:95:ARG:CZ	26:DB:45:A:H1'	2.50	0.41
32:DI:92:VAL:HG23	32:DI:96:ASP:HB2	2.03	0.41
36:DP:26:GLY:HA2	36:DP:30:THR:CG2	2.50	0.41
36:DP:35:HIS:HB3	25:DA:941:A:O2'	2.19	0.41
39:DS:25:ARG:HH22	26:DB:9:G:H5'	1.86	0.41
39:DS:52:SER:HB2	39:DS:56:LEU:HB2	2.01	0.41
40:DT:117:ASP:O	40:DT:121:ILE:HG13	2.20	0.41
41:DU:49:HIS:ND1	25:DA:559:G:N2	2.68	0.41
43:DW:28:SER:HB3	43:DW:31:GLU:HB2	2.02	0.41
46:DZ:146:ILE:HG22	46:DZ:174:VAL:HG12	2.03	0.41
48:D1:13:ILE:HG23	48:D1:14:VAL:N	2.36	0.41
55:D8:49:VAL:HG12	55:D8:50:LEU:H	1.83	0.41

*Continued on next page...*

*Continued from previous page...*

Atom-1	Atom-2	Interatomic distance (Å)	Clash overlap (Å)
25:DA:617:G:C2	25:DA:618(A):G:C4	3.09	0.41
25:DA:722:A:H2'	25:DA:723:G:C8	2.56	0.41
25:DA:954:G:H1'	25:DA:2274:A:N1	2.35	0.41
25:DA:978:G:C2	25:DA:986:C:C2	3.08	0.41
25:DA:1419:A:HO2'	25:DA:1420:U:H5''	1.86	0.41
25:DA:2337:G:C2	25:DA:2338:G:C8	3.08	0.41
25:DA:2818:G:H5'	25:DA:2837:G:H1'	2.02	0.41
1:AA:34:C:H2'	1:AA:35:G:H8	1.86	0.41
1:AA:318:G:H2'	1:AA:319:G:H8	1.86	0.41
1:AA:374:A:C6	1:AA:375:U:C4	3.08	0.41
1:AA:716:A:C6	1:AA:717:C:C4	3.09	0.41
1:AA:1144:G:H21	1:AA:1146:A:N6	2.15	0.41
2:AY:4:G:C6	2:AY:70:G:C6	3.08	0.41
16:AN:60:SER:O	16:AN:61:TRP:HB3	2.21	0.41
25:BA:310:A:P	45:BY:18:GLY:HA2	2.61	0.41
25:BA:449:A:OP1	29:BF:85:GLY:HA2	2.20	0.41
25:BA:558:G:C5'	34:BN:135:LEU:HD22	2.51	0.41
25:BA:559:G:N2	41:BU:49:HIS:ND1	2.69	0.41
25:BA:1337:G:H2'	25:BA:1338:G:O4'	2.20	0.41
25:BA:1364:G:H1'	25:BA:1368:G:N2	2.35	0.41
25:BA:1441:G:H2'	25:BA:1442:G:C8	2.54	0.41
25:BA:1764:G:C2	25:BA:1765:C:C2	3.09	0.41
25:BA:2260:C:H2'	25:BA:2261:C:C6	2.55	0.41
25:BA:2262:U:H2'	25:BA:2263:C:H6	1.86	0.41
25:BA:2335:A:H8	39:BS:13:ARG:NH2	2.17	0.41
25:BA:2476:A:H3'	25:BA:2476:A:N3	2.36	0.41
25:BA:2651:C:O2'	25:BA:2652:C:H5'	2.21	0.41
25:BA:2795:G:H3'	25:BA:2797:U:C5'	2.50	0.41
28:BE:51:PHE:HB3	28:BE:52:LEU:H	1.67	0.41
29:BF:100:THR:O	29:BF:100:THR:HG22	2.21	0.41
29:BF:185:ASP:HA	29:BF:188:ARG:HB3	2.02	0.41
36:BP:10:PRO:CD	36:BP:11:GLY:H	2.34	0.41
43:BW:9:TYR:H	43:BW:102:HIS:CD2	2.38	0.41
46:BZ:71:VAL:HA	46:BZ:87:ASP:O	2.20	0.41
47:B0:31:VAL:HG22	47:B0:65:GLY:O	2.21	0.41
48:B1:45:ASN:ND2	48:B1:45:ASN:C	2.71	0.41
1:CA:575:G:H4'	1:CA:575:G:OP1	2.21	0.41
1:CA:859:A:H2'	1:CA:860:A:O4'	2.19	0.41
1:CA:875:C:O2'	10:CH:14:ARG:HD2	2.20	0.41
1:CA:1479:C:H2'	1:CA:1480:G:C8	2.55	0.41
1:CA:1517:G:H2'	1:CA:1518:A:C8	2.55	0.41

*Continued on next page...*

*Continued from previous page...*

Atom-1	Atom-2	Interatomic distance (Å)	Clash overlap (Å)
4:CB:153:ARG:H	4:CB:153:ARG:HG3	1.56	0.41
4:CB:185:ILE:HA	4:CB:199:TYR:O	2.20	0.41
5:CC:182:ILE:HA	5:CC:202:ILE:O	2.21	0.41
10:CH:123:GLU:O	10:CH:127:LEU:HD23	2.20	0.41
14:CL:119:TYR:CD1	14:CL:119:TYR:N	2.89	0.41
17:CO:56:LEU:O	17:CO:60:VAL:HG23	2.20	0.41
18:CP:8:ARG:HB3	18:CP:28:ARG:HH12	1.85	0.41
21:CS:29:ARG:O	21:CS:31:ILE:HG22	2.20	0.41
21:CS:44:MET:HE2	21:CS:44:MET:HA	2.02	0.41
24:CX:49:ARG:HA	24:CX:52:ARG:HD2	2.02	0.41
24:CX:123:PHE:CG	24:CX:180:VAL:HG11	2.56	0.41
29:DF:60:SER:OG	29:DF:61:GLY:N	2.54	0.41
29:DF:73:ALA:O	29:DF:74:ARG:HB2	2.21	0.41
29:DF:81:PRO:C	29:DF:83:PHE:H	2.24	0.41
32:DI:118:LYS:HA	32:DI:119:PRO:HD3	1.89	0.41
34:DN:64:ASP:N	34:DN:64:ASP:OD1	2.54	0.41
34:DN:78:VAL:O	34:DN:79:ASN:HB2	2.20	0.41
41:DU:95:LEU:HD13	42:DV:4:ILE:HD12	2.03	0.41
42:DV:61:VAL:HG23	42:DV:61:VAL:O	2.21	0.41
43:DW:9:TYR:H	43:DW:102:HIS:CD2	2.39	0.41
46:DZ:71:VAL:HA	46:DZ:87:ASP:O	2.21	0.41
46:DZ:158:PRO:HA	46:DZ:159:PRO:HD3	1.97	0.41
54:D7:37:LYS:HE3	25:DA:468:G:OP2	2.21	0.41
25:DA:599:G:H2'	25:DA:600:G:H8	1.84	0.41
25:DA:672:C:C2	25:DA:809:G:N2	2.89	0.41
25:DA:682:G:H2'	25:DA:683:C:H6	1.86	0.41
25:DA:1064:C:H2'	25:DA:1065:U:O4'	2.20	0.41
25:DA:1283:G:H1'	25:DA:1329:U:O2	2.20	0.41
25:DA:1511:A:H8	25:DA:1511:A:O5'	2.04	0.41
25:DA:1765:C:O5'	25:DA:1765:C:H6	2.03	0.41
25:DA:2010:G:C5	25:DA:2011:U:C5	3.08	0.41
25:DA:2080:G:H2'	25:DA:2081:C:C6	2.55	0.41
25:DA:2244:U:H6	25:DA:2244:U:O5'	2.02	0.41
25:DA:2681:C:C5	25:DA:2724:C:N4	2.89	0.41
1:AA:176:C:H2'	1:AA:177:C:H6	1.84	0.41
1:AA:194:C:H5''	22:AT:65:LYS:HE2	2.01	0.41
1:AA:377:G:O2'	1:AA:378:G:H5'	2.20	0.41
1:AA:384:G:H2'	1:AA:385:C:C6	2.55	0.41
1:AA:557:G:C2	1:AA:558:G:C2	3.09	0.41
1:AA:604:G:H2'	1:AA:605:U:O4'	2.21	0.41
1:AA:875:C:O2'	10:AH:14:ARG:HD2	2.20	0.41

*Continued on next page...*

*Continued from previous page...*

Atom-1	Atom-2	Interatomic distance (Å)	Clash overlap (Å)
1:AA:981:U:H5''	16:AN:6:LEU:HD21	2.03	0.41
1:AA:1410:G:H2'	1:AA:1411:C:H6	1.86	0.41
6:AD:68:TYR:O	6:AD:69:GLY:C	2.58	0.41
6:AD:175:SER:OG	6:AD:184:LYS:HB2	2.20	0.41
9:AG:48:LYS:O	9:AG:52:GLU:HG2	2.21	0.41
10:AH:123:GLU:O	10:AH:127:LEU:HD23	2.21	0.41
12:AJ:7:LYS:HB2	12:AJ:97:GLU:O	2.21	0.41
12:AJ:18:ALA:O	12:AJ:22:LYS:HB2	2.21	0.41
13:AK:123:LYS:HE3	13:AK:123:LYS:HB3	1.89	0.41
14:AL:17:VAL:O	14:AL:18:ARG:HB3	2.20	0.41
15:AM:14:ARG:HB3	15:AM:16:ASP:OD2	2.21	0.41
15:AM:66:LEU:HD23	15:AM:66:LEU:N	2.36	0.41
17:AO:20:GLY:O	17:AO:21:ASP:C	2.58	0.41
22:AT:37:SER:O	22:AT:41:VAL:HG23	2.20	0.41
25:BA:15:G:C4	25:BA:16:G:C8	3.08	0.41
25:BA:52:A:H2'	25:BA:53:A:O4'	2.21	0.41
25:BA:329:G:H1	45:BY:19:LYS:HG3	1.86	0.41
25:BA:465:G:C6	25:BA:466:A:N6	2.88	0.41
25:BA:1167:U:H2'	25:BA:1168:G:H8	1.85	0.41
25:BA:1215:G:C5	25:BA:1216:G:N7	2.88	0.41
25:BA:1342:A:C5	25:BA:1397:U:C6	3.09	0.41
25:BA:1686:C:N3	25:BA:1703:G:C2	2.89	0.41
25:BA:1817:G:C6	25:BA:1818:U:C4	3.08	0.41
25:BA:2080:G:H2'	25:BA:2081:C:C6	2.55	0.41
25:BA:2406:U:C2	36:BP:72:PRO:HB2	2.56	0.41
25:BA:2519:U:H4'	25:BA:2520:C:OP1	2.20	0.41
27:BD:158:ALA:O	27:BD:196:VAL:HG11	2.21	0.41
27:BD:244:ARG:HD2	27:BD:245:PRO:HB3	2.03	0.41
28:BE:169:ASN:ND2	28:BE:201:THR:HG21	2.35	0.41
36:BP:46:LYS:HD2	36:BP:46:LYS:HA	1.79	0.41
37:BQ:58:PHE:CD1	37:BQ:58:PHE:O	2.74	0.41
38:BR:2:ARG:HH11	38:BR:2:ARG:HD3	1.66	0.41
39:BS:90:GLY:O	39:BS:91:PRO:C	2.59	0.41
40:BT:35:LYS:HE3	40:BT:35:LYS:HB2	1.87	0.41
45:BY:8:LYS:C	45:BY:8:LYS:HZ3	2.23	0.41
49:B2:21:LEU:HG	49:B2:64:LEU:HB3	2.02	0.41
50:B3:16:PRO:HB2	50:B3:18:ASP:OD1	2.21	0.41
1:CA:68:G:C2	1:CA:69:G:C4	3.08	0.41
1:CA:374:A:C2	1:CA:375:U:C2	3.08	0.41
1:CA:451:A:H61	1:CA:480:U:H2'	1.82	0.41
1:CA:563:A:HO2'	1:CA:567:G:H8	1.63	0.41

*Continued on next page...*

Continued from previous page...

Atom-1	Atom-2	Interatomic distance (Å)	Clash overlap (Å)
1:CA:1528:U:H6	1:CA:1528:U:C5'	2.34	0.41
2:CZ:4:G:O2'	2:CZ:5:G:H8	2.02	0.41
2:CY:25:C:H2'	2:CY:26:G:O4'	2.21	0.41
6:CD:17:VAL:O	6:CD:19:LEU:HG	2.21	0.41
17:CO:74:ASP:OD1	17:CO:77:ARG:HG2	2.21	0.41
24:CX:97:LEU:N	24:CX:98:PRO:HD3	2.36	0.41
24:CX:225:SER:HB3	24:CX:253:GLN:HE22	1.84	0.41
27:DD:161:THR:O	27:DD:162:SER:HB2	2.19	0.41
27:DD:231:HIS:CE1	27:DD:232:PRO:HD2	2.55	0.41
28:DE:36:ARG:NH1	28:DE:86:PRO:HD2	2.27	0.41
30:DG:178:PHE:HA	30:DG:179:PRO:HD2	1.82	0.41
43:DW:88:ARG:H	25:DA:1614:A:H62	1.69	0.41
45:DY:76:CYS:HB2	45:DY:96:ILE:HD13	2.01	0.41
47:D0:82:ARG:HA	47:D0:83:PRO:HD2	1.84	0.41
25:DA:140:A:H8	25:DA:1408:C:O2'	1.95	0.41
25:DA:187:G:C6	25:DA:188:G:N7	2.88	0.41
25:DA:226:G:C2	25:DA:227:A:C6	3.08	0.41
25:DA:1516:U:H2'	25:DA:1517:G:H8	1.86	0.41
25:DA:1649:G:N1	25:DA:2009:G:C6	2.89	0.41
25:DA:1796:U:H2'	25:DA:1797:C:H6	1.81	0.41
25:DA:2115:G:N2	25:DA:2117:A:H8	2.19	0.41
25:DA:2243:U:H2'	25:DA:2244:U:C5	2.56	0.41
25:DA:2291:U:H2'	25:DA:2292:C:H6	1.86	0.41
25:DA:2389:G:H5''	25:DA:2390:U:O4'	2.20	0.41
25:DA:2816:C:H2'	25:DA:2817:G:H8	1.85	0.41
1:AA:186(B):C:H2'	1:AA:186(C):C:H6	1.86	0.41
1:AA:243:A:C2	1:AA:246:A:C8	3.09	0.41
1:AA:356:A:H2'	1:AA:357:G:O4'	2.21	0.41
1:AA:512:U:C2	1:AA:513:C:C5	3.09	0.41
1:AA:579:G:H2'	1:AA:580:U:C6	2.56	0.41
1:AA:718:G:C4	13:AK:116:HIS:ND1	2.88	0.41
1:AA:815:A:H4'	1:AA:817:C:C5	2.56	0.41
1:AA:1227:A:OP1	15:AM:94:ARG:CZ	2.68	0.41
1:AA:1260:C:OP1	1:AA:1284:C:H4'	2.21	0.41
7:AE:92:LYS:HA	7:AE:93:PRO:HD2	1.85	0.41
13:AK:17:GLY:HA3	13:AK:77:MET:SD	2.61	0.41
14:AL:52:ARG:O	14:AL:54:VAL:HG23	2.21	0.41
20:AR:84:LYS:HA	20:AR:84:LYS:HZ3	1.84	0.41
21:AS:61:TYR:CG	21:AS:62:ILE:N	2.89	0.41
25:BA:27:G:O5'	25:BA:27:G:C8	2.73	0.41
25:BA:108:U:H2'	25:BA:109:G:H8	1.85	0.41

Continued on next page...



*Continued from previous page...*

Atom-1	Atom-2	Interatomic distance (Å)	Clash overlap (Å)
25:BA:149:A:H2'	25:BA:150:C:H6	1.85	0.41
25:BA:518:G:H2'	25:BA:519:U:H6	1.86	0.41
25:BA:593:G:H4'	55:B8:62:LEU:HD13	2.02	0.41
25:BA:1441:G:N2	25:BA:1551:C:C2	2.89	0.41
25:BA:2700:C:O2'	25:BA:2701:C:H5'	2.21	0.41
26:BB:45:A:H1'	30:BG:95:ARG:CZ	2.50	0.41
28:BE:112:GLY:O	28:BE:159:HIS:HA	2.21	0.41
32:BI:92:VAL:HG23	32:BI:96:ASP:HB2	2.03	0.41
36:BP:23:PRO:HB2	36:BP:33:ARG:CG	2.49	0.41
36:BP:112:LEU:HD23	36:BP:112:LEU:C	2.41	0.41
41:BU:92:ARG:O	41:BU:93:LYS:C	2.59	0.41
43:BW:18:ARG:NH1	43:BW:76:VAL:HG13	2.36	0.41
48:B1:86:SER:CB	48:B1:90:ILE:HG12	2.51	0.41
50:B3:41:PRO:HA	50:B3:44:ARG:HD2	2.02	0.41
1:CA:512:U:C2	1:CA:513:C:C5	3.09	0.41
1:CA:542:G:H5'	6:CD:41:GLY:HA2	2.03	0.41
1:CA:698:G:C6	1:CA:699:C:C4	3.09	0.41
1:CA:981:U:H5''	16:CN:6:LEU:HD21	2.03	0.41
1:CA:1301:U:H3'	1:CA:1302:U:C5'	2.50	0.41
4:CB:217:ARG:O	4:CB:220:ASP:HB2	2.19	0.41
5:CC:123:GLN:O	5:CC:128:PHE:HB2	2.20	0.41
9:CG:48:LYS:O	9:CG:52:GLU:HG2	2.21	0.41
10:CH:24:THR:HG22	10:CH:25:ASP:N	2.35	0.41
12:CJ:27:ALA:HA	12:CJ:81:THR:HG22	2.03	0.41
15:CM:115:LYS:HD3	15:CM:115:LYS:N	2.35	0.41
27:DD:181:GLU:O	27:DD:182:LEU:HD23	2.21	0.41
27:DD:250:TRP:CD1	25:DA:1805:U:H5''	2.56	0.41
28:DE:54:GLN:O	28:DE:56:PRO:HD3	2.21	0.41
29:DF:45:ARG:NH1	25:DA:443:A:H2'	2.33	0.41
29:DF:170:LEU:HA	29:DF:171:PRO:HD2	1.83	0.41
36:DP:10:PRO:HD2	36:DP:11:GLY:H	1.85	0.41
37:DQ:77:LYS:HA	37:DQ:78:PRO:HD3	1.78	0.41
39:DS:18:ILE:HD12	25:DA:2378:A:H2	1.85	0.41
43:DW:17:VAL:HG21	43:DW:76:VAL:HG21	2.03	0.41
43:DW:25:ARG:HB2	43:DW:25:ARG:HH11	1.85	0.41
47:D0:32:ARG:N	47:D0:35:ASN:ND2	2.65	0.41
49:D2:21:LEU:HG	49:D2:64:LEU:HB3	2.03	0.41
52:D5:3:LYS:HD3	25:DA:747:U:OP1	2.21	0.41
25:DA:218:A:H2	25:DA:235:U:H4'	1.86	0.41
25:DA:270(Q):C:C2	25:DA:270(R):C:C5	3.09	0.41
25:DA:491:G:H2'	25:DA:492:A:H8	1.85	0.41

*Continued on next page...*

*Continued from previous page...*

Atom-1	Atom-2	Interatomic distance (Å)	Clash overlap (Å)
25:DA:521:G:H2'	25:DA:522:G:C8	2.56	0.41
25:DA:748:G:OP1	25:DA:2612:C:N4	2.53	0.41
25:DA:849:A:H3'	25:DA:850:C:C6	2.56	0.41
25:DA:951:C:H2'	25:DA:952:G:C8	2.56	0.41
25:DA:968:G:H2'	25:DA:969:U:C6	2.56	0.41
25:DA:979:G:C4	25:DA:982:C:N4	2.89	0.41
25:DA:1299:G:H22	25:DA:1640:C:H5'	1.86	0.41
25:DA:1337:G:H2'	25:DA:1338:G:O4'	2.21	0.41
25:DA:1949:G:C6	25:DA:1950:G:C6	3.08	0.41
25:DA:2018:G:H2'	25:DA:2019:A:C8	2.56	0.41
25:DA:2070:G:H2'	25:DA:2071:A:O4'	2.21	0.41
25:DA:2127:G:H2'	25:DA:2128:C:O4'	2.21	0.41
25:DA:2853:C:H2'	25:DA:2854:G:H8	1.86	0.41
26:DB:114:G:H2'	26:DB:115:G:H8	1.86	0.41
1:AA:39:G:C6	1:AA:40:C:C4	3.09	0.41
1:AA:447:G:H2'	1:AA:485:G:N2	2.35	0.41
1:AA:692:U:O2	1:AA:694:A:C8	2.74	0.41
1:AA:795:C:H5''	1:AA:796:C:OP2	2.21	0.41
1:AA:1080:A:H5'	7:AE:14:ARG:NH2	2.36	0.41
1:AA:1150:U:H1'	1:AA:1280:A:N6	2.35	0.41
1:AA:1343:G:H2'	1:AA:1344:C:C6	2.55	0.41
1:AA:1370:G:O2'	1:AA:1371:G:H5'	2.20	0.41
1:AA:1479:C:H2'	1:AA:1480:G:C8	2.54	0.41
1:AA:1513:A:H2'	1:AA:1514:C:H6	1.83	0.41
2:AY:14:A:H2'	2:AY:15:G:O4'	2.21	0.41
4:AB:80:ILE:HG21	4:AB:211:ILE:HG22	2.02	0.41
4:AB:87:ARG:HD2	4:AB:87:ARG:O	2.21	0.41
4:AB:102:LEU:O	4:AB:105:PHE:HB2	2.21	0.41
5:AC:39:ILE:O	5:AC:43:LEU:HG	2.21	0.41
5:AC:72:LYS:HA	5:AC:73:PRO:HD2	1.88	0.41
6:AD:88:VAL:O	6:AD:92:VAL:HG23	2.21	0.41
7:AE:45:PHE:CD2	7:AE:47:LYS:HD2	2.56	0.41
7:AE:48:ALA:HA	7:AE:49:PRO:HD3	1.89	0.41
7:AE:105:VAL:N	7:AE:106:PRO:HD2	2.36	0.41
10:AH:24:THR:HG22	10:AH:25:ASP:N	2.36	0.41
13:AK:91:ARG:O	13:AK:95:ILE:HG13	2.21	0.41
14:AL:51:LEU:HD11	24:AX:299:SER:O	2.21	0.41
14:AL:76:LEU:HD11	14:AL:106:ALA:HA	2.02	0.41
17:AO:54:ARG:NH1	17:AO:58:MET:SD	2.94	0.41
18:AP:20:VAL:HG22	18:AP:21:VAL:N	2.34	0.41
21:AS:63:THR:HG22	21:AS:66:MET:HG2	2.03	0.41

*Continued on next page...*

*Continued from previous page...*

Atom-1	Atom-2	Interatomic distance (Å)	Clash overlap (Å)
24:AX:26:LYS:HD2	24:AX:26:LYS:N	2.36	0.41
24:AX:50:GLU:O	24:AX:54:VAL:HG23	2.20	0.41
24:AX:300:GLU:HG3	24:AX:301:LYS:N	2.29	0.41
25:BA:39:C:H2'	25:BA:40:C:H6	1.85	0.41
25:BA:61:G:C6	25:BA:62:C:C4	3.09	0.41
25:BA:88:G:H5'	25:BA:89:G:OP2	2.20	0.41
25:BA:226:G:C2	25:BA:227:A:C6	3.08	0.41
25:BA:273(B):G:C6	25:BA:364:C:N4	2.89	0.41
25:BA:296:C:H2'	25:BA:297:C:C6	2.56	0.41
25:BA:297:C:H5''	45:BY:85:VAL:CG2	2.51	0.41
25:BA:561:G:O2'	25:BA:562:U:H5'	2.21	0.41
25:BA:610:C:H2'	25:BA:611:C:H6	1.86	0.41
25:BA:662:G:OP1	36:BP:18:ARG:HD2	2.21	0.41
25:BA:705:A:H2'	25:BA:706:A:H8	1.86	0.41
25:BA:819:A:C4	25:BA:1189:A:C2	3.09	0.41
25:BA:825:C:H2'	25:BA:826:U:O4'	2.21	0.41
25:BA:851:U:O2'	50:B3:45:GLY:HA3	2.21	0.41
25:BA:907:U:H4'	37:BQ:101:ARG:HH22	1.86	0.41
25:BA:931:G:H3'	25:BA:931:G:C8	2.56	0.41
25:BA:954:G:H1'	25:BA:2274:A:N1	2.36	0.41
25:BA:1029:A:C8	25:BA:1030:G:C8	3.08	0.41
25:BA:1054:A:H2'	25:BA:1055:G:H8	1.85	0.41
25:BA:1161:C:H2'	25:BA:1162:G:C8	2.56	0.41
25:BA:1945:G:C6	25:BA:1946:U:C4	3.09	0.41
25:BA:1973:G:H2'	25:BA:1974:C:C6	2.55	0.41
25:BA:2070:G:H2'	25:BA:2071:A:O4'	2.21	0.41
25:BA:2099:U:H2'	25:BA:2100:G:C8	2.55	0.41
25:BA:2114:A:H3'	25:BA:2115:G:C8	2.56	0.41
25:BA:2127:G:H2'	25:BA:2128:C:O4'	2.21	0.41
25:BA:2134:A:H61	25:BA:2157:G:H1'	1.83	0.41
25:BA:2182:G:H2'	25:BA:2183:C:C6	2.56	0.41
25:BA:2335:A:H2'	39:BS:13:ARG:NH2	2.32	0.41
25:BA:2350:C:H2'	25:BA:2351:G:O4'	2.21	0.41
25:BA:2426:A:H8	25:BA:2426:A:P	2.44	0.41
25:BA:2599:G:H2'	25:BA:2600:A:C8	2.53	0.41
25:BA:2853:C:H2'	25:BA:2854:G:H8	1.86	0.41
27:BD:84:TYR:CD2	27:BD:86:PRO:HD3	2.56	0.41
27:BD:94:LEU:HD23	27:BD:104:TYR:CE1	2.56	0.41
27:BD:131:LEU:HD13	27:BD:135:PHE:HB2	2.02	0.41
27:BD:245:PRO:HB2	27:BD:246:PRO:HD2	2.02	0.41
28:BE:110:GLY:CA	28:BE:162:ALA:HB2	2.51	0.41

*Continued on next page...*

*Continued from previous page...*

Atom-1	Atom-2	Interatomic distance (Å)	Clash overlap (Å)
32:BI:120:ILE:H	32:BI:120:ILE:HG13	1.71	0.41
34:BN:161:LEU:N	34:BN:161:LEU:HD23	2.36	0.41
36:BP:66:GLY:C	36:BP:68:GLN:N	2.72	0.41
37:BQ:120:ILE:HA	37:BQ:123:HIS:HD2	1.85	0.41
40:BT:54:ARG:HA	40:BT:59:THR:HG1	1.85	0.41
41:BU:79:PHE:CE1	41:BU:83:LEU:HD11	2.56	0.41
42:BV:6:LYS:CA	42:BV:11:GLN:HB3	2.51	0.41
42:BV:77:ALA:O	42:BV:79:VAL:N	2.54	0.41
46:BZ:137:ILE:N	46:BZ:137:ILE:HD12	2.36	0.41
48:B1:11:ARG:CB	48:B1:12:PRO:HD2	2.35	0.41
49:B2:2:LYS:H	49:B2:2:LYS:HD2	1.86	0.41
49:B2:23:LYS:O	49:B2:27:GLU:HG3	2.21	0.41
52:B5:40:LYS:HG2	52:B5:46:CYS:HB2	2.03	0.41
53:B6:52:VAL:O	53:B6:52:VAL:HG12	2.21	0.41
55:B8:14:VAL:HG13	55:B8:23:VAL:O	2.21	0.41
55:B8:19:SER:OG	55:B8:21:LYS:HE2	2.21	0.41
1:CA:59:A:H1'	1:CA:354:G:C2	2.56	0.41
1:CA:191(C):G:H2'	1:CA:191(D):U:H6	1.85	0.41
1:CA:197:A:N6	1:CA:221:C:H4'	2.36	0.41
1:CA:359:U:H2'	1:CA:360:A:H8	1.85	0.41
1:CA:590:C:H2'	1:CA:591:U:C6	2.56	0.41
1:CA:600:C:H2'	1:CA:601:C:H6	1.86	0.41
1:CA:601:C:H2'	1:CA:602:A:H8	1.85	0.41
1:CA:692:U:O2	1:CA:694:A:C8	2.74	0.41
1:CA:797:C:OP1	13:CK:124:LYS:HG3	2.21	0.41
1:CA:801:U:H2'	1:CA:802:A:C8	2.55	0.41
1:CA:815:A:H4'	1:CA:817:C:C5	2.56	0.41
1:CA:1060:C:C5'	12:CJ:51:ARG:HB3	2.50	0.41
1:CA:1108:G:H5'	5:CC:176:HIS:CD2	2.56	0.41
1:CA:1379:G:N1	1:CA:1380:U:C4	2.88	0.41
1:CA:1437:C:H2'	1:CA:1438:G:H8	1.86	0.41
1:CA:1511:G:H2'	1:CA:1512:U:O4'	2.21	0.41
1:CA:1528:U:H5''	1:CA:1528:U:C6	2.55	0.41
6:CD:61:LYS:HD2	6:CD:206:PHE:CE2	2.55	0.41
6:CD:188:LEU:HA	6:CD:189:PRO:HD2	1.91	0.41
9:CG:60:LYS:HA	9:CG:60:LYS:HD2	1.79	0.41
10:CH:13:ILE:H	10:CH:13:ILE:HD12	1.86	0.41
11:CI:10:ARG:HD3	11:CI:11:LYS:N	2.36	0.41
11:CI:83:ARG:HA	11:CI:86:VAL:HG12	2.02	0.41
12:CJ:3:LYS:HD2	12:CJ:77:PRO:HD3	2.02	0.41
12:CJ:40:LEU:HB3	12:CJ:41:PRO:HD2	2.03	0.41

*Continued on next page...*

*Continued from previous page...*

Atom-1	Atom-2	Interatomic distance (Å)	Clash overlap (Å)
14:CL:17:VAL:O	14:CL:18:ARG:HB3	2.21	0.41
14:CL:88:ARG:HA	14:CL:96:ARG:HA	2.03	0.41
16:CN:60:SER:O	16:CN:61:TRP:HB3	2.21	0.41
23:CU:24:ARG:HG3	23:CU:25:LYS:N	2.35	0.41
24:CX:145:LEU:HB2	24:CX:159:VAL:CG2	2.50	0.41
27:DD:5:LYS:HD2	27:DD:5:LYS:H	1.84	0.41
27:DD:64:ILE:H	27:DD:64:ILE:HD12	1.86	0.41
27:DD:70:TRP:CD1	27:DD:70:TRP:C	2.94	0.41
27:DD:186:HIS:CD2	27:DD:188:GLU:HB2	2.56	0.41
27:DD:245:PRO:HB2	27:DD:246:PRO:HD2	2.03	0.41
28:DE:50:GLY:HA3	28:DE:75:VAL:HG11	2.02	0.41
28:DE:112:GLY:O	28:DE:159:HIS:HA	2.21	0.41
29:DF:32:LEU:O	29:DF:36:VAL:HG23	2.21	0.41
29:DF:66:PRO:O	29:DF:68:LYS:HG2	2.19	0.41
30:DG:33:ARG:O	30:DG:161:THR:HG23	2.20	0.41
30:DG:124:SER:HB2	30:DG:131:TYR:CE1	2.56	0.41
30:DG:173:LEU:HD23	30:DG:176:LEU:HD12	2.03	0.41
31:DH:13:LYS:HE2	31:DH:13:LYS:CA	2.50	0.41
32:DI:57:ARG:O	32:DI:61:ARG:HG3	2.20	0.41
33:DJ:14:LYS:HE2	33:DJ:14:LYS:CA	2.48	0.41
35:DO:31:LYS:HB2	25:DA:2675:A:OP1	2.20	0.41
35:DO:34:THR:O	35:DO:35:VAL:C	2.59	0.41
37:DQ:45:GLN:HB2	25:DA:2484:G:H5''	2.03	0.41
37:DQ:48:GLU:HA	37:DQ:51:ARG:HB3	2.03	0.41
37:DQ:125:LEU:HA	37:DQ:126:PRO:HD3	1.84	0.41
39:DS:50:SER:OG	26:DB:115:G:H5'	2.21	0.41
40:DT:19:LEU:HA	40:DT:20:PRO:HD3	1.85	0.41
40:DT:32:TYR:O	40:DT:42:ILE:HA	2.21	0.41
40:DT:50:ILE:HD13	40:DT:64:ARG:H	1.86	0.41
40:DT:54:ARG:HA	40:DT:59:THR:HG1	1.86	0.41
41:DU:8:VAL:HG12	41:DU:12:ARG:HG3	2.03	0.41
42:DV:6:LYS:CA	42:DV:11:GLN:HB3	2.51	0.41
44:DX:8:ILE:HD11	44:DX:42:ALA:HB1	2.03	0.41
44:DX:36:LYS:HD3	25:DA:1599:C:OP2	2.20	0.41
45:DY:18:GLY:HA2	25:DA:310:A:P	2.61	0.41
46:DZ:59:LEU:HD11	46:DZ:88:PHE:CD2	2.56	0.41
47:D0:14:ARG:O	47:D0:15:ASP:HB2	2.21	0.41
48:D1:26:ARG:O	48:D1:27:GLU:HB3	2.20	0.41
50:D3:8:LEU:HD13	50:D3:31:LEU:HD12	2.02	0.41
51:D4:60:GLU:HG2	51:D4:61:VAL:HG23	2.03	0.41
52:D5:26:THR:HA	52:D5:27:PRO:HD2	1.88	0.41

*Continued on next page...*

*Continued from previous page...*

Atom-1	Atom-2	Interatomic distance (Å)	Clash overlap (Å)
55:D8:54:GLU:HA	55:D8:57:ARG:HH11	1.86	0.41
55:D8:62:LEU:HD13	25:DA:593:G:H4'	2.02	0.41
25:DA:237:C:N3	25:DA:261:G:C2	2.88	0.41
25:DA:268:C:H2'	25:DA:269:U:O4'	2.20	0.41
25:DA:270(S):G:O2'	25:DA:270(T):G:H8	2.03	0.41
25:DA:296:C:H2'	25:DA:297:C:C6	2.56	0.41
25:DA:380:U:H2'	25:DA:381:G:H8	1.84	0.41
25:DA:443:A:H1'	25:DA:1201:C:O4'	2.21	0.41
25:DA:522:G:C6	25:DA:523:C:C4	3.09	0.41
25:DA:628:G:H2'	25:DA:629:G:C8	2.56	0.41
25:DA:639:U:H2'	25:DA:640:C:C6	2.56	0.41
25:DA:742:G:H2'	25:DA:743:G:C8	2.50	0.41
25:DA:815:C:C2	25:DA:1193:G:C2	3.08	0.41
25:DA:825:C:H2'	25:DA:826:U:O4'	2.21	0.41
25:DA:931:G:H3'	25:DA:931:G:C8	2.56	0.41
25:DA:970:C:H6	25:DA:970:C:O5'	2.04	0.41
25:DA:1459:G:C6	25:DA:1461:G:C5	3.09	0.41
25:DA:1668:A:H61	25:DA:1676:A:H61	1.68	0.41
25:DA:1937:A:O2'	25:DA:1938:A:H5'	2.21	0.41
25:DA:1973:G:C6	25:DA:1974:C:N4	2.89	0.41
25:DA:2119:A:H5''	25:DA:2172:U:O2	2.21	0.41
25:DA:2182:G:H2'	25:DA:2183:C:C6	2.55	0.41
25:DA:2260:C:H2'	25:DA:2261:C:C6	2.55	0.41
25:DA:2415:G:C6	25:DA:2416:C:C4	3.08	0.41
25:DA:2426:A:H8	25:DA:2426:A:P	2.44	0.41
25:DA:2493:U:C4	25:DA:2494:G:C8	3.09	0.41
25:DA:2532:G:C6	25:DA:2533:A:C5	3.08	0.41
25:DA:2662:A:H8	25:DA:2662:A:O5'	2.04	0.41
1:AA:49:U:O2'	1:AA:50:A:H2'	2.21	0.41
1:AA:68:G:H2'	1:AA:69:G:C8	2.56	0.41
1:AA:243:A:H4'	1:AA:244:U:O5'	2.21	0.41
1:AA:375:U:OP1	18:AP:69:THR:HG21	2.21	0.41
1:AA:802:A:H2'	1:AA:803:G:O4'	2.21	0.41
1:AA:1053:G:C6	1:AA:1199:U:C2	3.09	0.41
1:AA:1220:G:N2	21:AS:54:GLY:HA2	2.26	0.41
1:AA:1472:U:H2'	1:AA:1473:A:H8	1.86	0.41
1:AA:1509:C:H2'	1:AA:1510:U:O4'	2.21	0.41
6:AD:61:LYS:HD2	6:AD:206:PHE:CE2	2.57	0.41
7:AE:78:HIS:HD2	10:AH:104:ARG:HD2	1.85	0.41
10:AH:39:LEU:HD12	10:AH:39:LEU:HA	1.91	0.41
14:AL:51:LEU:HD12	14:AL:51:LEU:N	2.35	0.41

*Continued on next page...*

*Continued from previous page...*

Atom-1	Atom-2	Interatomic distance (Å)	Clash overlap (Å)
17:AO:44:LYS:N	17:AO:44:LYS:HZ3	2.18	0.41
19:AQ:48:GLU:O	19:AQ:49:GLU:HB2	2.21	0.41
24:AX:32:GLN:NE2	24:AX:36:ARG:HH21	2.19	0.41
25:BA:107:C:O2'	25:BA:108:U:H5'	2.21	0.41
25:BA:443:A:H1'	25:BA:1201:C:O4'	2.21	0.41
25:BA:448:U:H1'	29:BF:84:VAL:HG21	2.03	0.41
25:BA:626:U:O2	36:BP:105:LEU:HD23	2.20	0.41
25:BA:655:A:C2'	25:BA:656:G:H5'	2.51	0.41
25:BA:893:C:H2'	25:BA:894:C:C6	2.56	0.41
25:BA:1324:G:H4'	25:BA:1616:A:C2	2.56	0.41
25:BA:1459:G:C6	25:BA:1461:G:C5	3.09	0.41
25:BA:1562:A:C2	25:BA:1563:G:C4	3.09	0.41
25:BA:1630:G:H2'	25:BA:163(B):C:C6	2.56	0.41
25:BA:1648:C:H2'	25:BA:1649:G:O4'	2.21	0.41
25:BA:1680:U:O2	25:BA:1763:G:C8	2.74	0.41
25:BA:2075:U:C4	25:BA:2238:G:C6	3.09	0.41
25:BA:2358:G:C5	25:BA:2359:C:C5	3.09	0.41
27:BD:112:GLN:N	27:BD:112:GLN:OE1	2.54	0.41
27:BD:271:ILE:N	27:BD:271:ILE:HD12	2.36	0.41
30:BG:33:ARG:O	30:BG:161:THR:HG23	2.21	0.41
32:BI:89:TYR:O	32:BI:90:GLY:O	2.39	0.41
34:BN:64:ASP:OD1	34:BN:64:ASP:N	2.54	0.41
34:BN:66:THR:HB	34:BN:69:VAL:HG12	2.03	0.41
36:BP:10:PRO:HD2	36:BP:11:GLY:H	1.85	0.41
37:BQ:48:GLU:HA	37:BQ:51:ARG:HB3	2.03	0.41
41:BU:60:LEU:HD23	41:BU:60:LEU:C	2.40	0.41
41:BU:90:VAL:O	41:BU:92:ARG:N	2.50	0.41
48:B1:53:VAL:HG22	48:B1:74:VAL:HG13	2.03	0.41
53:B6:17:LYS:HD3	53:B6:17:LYS:HA	1.87	0.41
1:CA:33:A:C6	1:CA:34:C:N4	2.89	0.41
1:CA:192:U:C1'	22:CT:103:GLY:HA2	2.51	0.41
1:CA:225:C:H2'	1:CA:226:G:C8	2.56	0.41
1:CA:643:C:H5'	10:CH:31:PHE:CD1	2.56	0.41
1:CA:761:G:H2'	1:CA:762:C:C6	2.56	0.41
1:CA:926:G:N2	3:CV:15:A:H3'	2.33	0.41
2:CY:14:A:H2'	2:CY:15:G:O4'	2.21	0.41
5:CC:21:ARG:HG3	5:CC:58:GLU:HG2	2.03	0.41
5:CC:152:ILE:HG12	5:CC:167:TRP:HA	2.03	0.41
6:CD:60:GLU:O	6:CD:63:LYS:HB3	2.21	0.41
10:CH:9:MET:SD	10:CH:32:LYS:HG2	2.61	0.41
11:CI:46:ALA:HB2	11:CI:74:ILE:CG2	2.51	0.41

*Continued on next page...*

*Continued from previous page...*

Atom-1	Atom-2	Interatomic distance (Å)	Clash overlap (Å)
14:CL:51:LEU:HD12	14:CL:51:LEU:N	2.36	0.41
15:CM:14:ARG:HB3	15:CM:16:ASP:OD2	2.21	0.41
18:CP:20:VAL:HG22	18:CP:21:VAL:N	2.36	0.41
24:CX:57:ASP:HB3	24:CX:77:GLU:OE2	2.21	0.41
24:CX:108:ILE:O	24:CX:201:VAL:HA	2.20	0.41
24:CX:115:THR:HG1	25:DA:1913:A:H2	1.67	0.41
24:CX:182:ARG:HB3	24:CX:307:PHE:CD1	2.56	0.41
27:DD:25:THR:HG22	27:DD:82:ILE:O	2.20	0.41
27:DD:129:ASN:H	27:DD:193:VAL:CG1	2.34	0.41
28:DE:11:MET:HE3	28:DE:186:GLY:HA2	2.02	0.41
28:DE:51:PHE:CD1	28:DE:52:LEU:HG	2.56	0.41
31:DH:127:GLU:HB3	31:DH:128:PRO:HD2	2.03	0.41
37:DQ:76:LYS:HD2	25:DA:957:A:OP1	2.21	0.41
38:DR:33:ARG:HD2	38:DR:33:ARG:N	2.36	0.41
41:DU:94:ASN:C	41:DU:94:ASN:OD1	2.60	0.41
43:DW:20:VAL:O	43:DW:23:LEU:HB2	2.21	0.41
43:DW:75:TYR:CZ	43:DW:104:THR:HG21	2.56	0.41
45:DY:8:LYS:HB2	45:DY:9:LYS:H	1.72	0.41
46:DZ:54:HIS:HB3	46:DZ:101:PRO:HD3	2.03	0.41
47:D0:27:GLU:HB3	25:DA:856:C:H4'	2.02	0.41
48:D1:11:ARG:HG3	48:D1:61:ARG:O	2.20	0.41
48:D1:40:ARG:C	48:D1:40:ARG:HD3	2.41	0.41
48:D1:92:LYS:C	48:D1:94:LEU:H	2.24	0.41
53:D6:11:LEU:HD22	53:D6:11:LEU:HA	1.95	0.41
53:D6:42:TRP:CE3	53:D6:42:TRP:HA	2.55	0.41
25:DA:271(C):G:C2	25:DA:421:U:C4	3.08	0.41
25:DA:327:G:H2'	25:DA:328:U:C6	2.56	0.41
25:DA:464:U:H2'	25:DA:465:G:O4'	2.20	0.41
25:DA:583:G:N2	25:DA:1258:C:C2	2.89	0.41
25:DA:677:A:C6	25:DA:678:C:C4	3.09	0.41
25:DA:1230:C:C2	25:DA:1231:G:N7	2.88	0.41
25:DA:1289:C:H2'	25:DA:1290:C:C6	2.55	0.41
25:DA:1326:U:H2'	25:DA:1327:C:O4'	2.21	0.41
25:DA:1478:G:O2'	25:DA:1558:A:C2	2.72	0.41
25:DA:1553:A:C6	25:DA:1555:G:C4	3.09	0.41
25:DA:1686:C:N3	25:DA:1703:G:C2	2.89	0.41
25:DA:2262:U:H2'	25:DA:2263:C:H6	1.86	0.41
25:DA:2368:C:H2'	25:DA:2369:A:H8	1.86	0.41
25:DA:2639:A:H2'	25:DA:2640:G:O4'	2.20	0.41
26:DB:5:C:H2'	26:DB:6:C:H6	1.87	0.41
1:AA:35:G:H2'	1:AA:36:C:C6	2.56	0.40

*Continued on next page...*



*Continued from previous page...*

Atom-1	Atom-2	Interatomic distance (Å)	Clash overlap (Å)
1:AA:142:G:H1	1:AA:221:C:N4	2.18	0.40
1:AA:413:G:N2	1:AA:428:G:H1'	2.37	0.40
1:AA:620:C:H2'	1:AA:621:A:O4'	2.21	0.40
1:AA:690:G:C6	1:AA:691:G:C6	3.09	0.40
1:AA:1236:A:OP2	23:AU:3:LYS:HD2	2.21	0.40
1:AA:1510:U:H2'	1:AA:1511:G:C8	2.56	0.40
6:AD:150:GLU:HA	6:AD:153:ARG:HG3	2.03	0.40
6:AD:196:LEU:C	6:AD:198:VAL:H	2.24	0.40
8:AF:22:GLU:O	8:AF:25:ILE:HB	2.22	0.40
10:AH:38:ILE:HD12	10:AH:118:VAL:HG12	2.02	0.40
12:AJ:40:LEU:HB3	12:AJ:41:PRO:HD2	2.03	0.40
19:AQ:29:HIS:HB3	19:AQ:33:GLY:N	2.35	0.40
24:AX:182:ARG:HB3	24:AX:307:PHE:CD1	2.56	0.40
25:BA:391:G:H2'	25:BA:392:C:C6	2.56	0.40
25:BA:448:U:H1'	29:BF:84:VAL:HG23	2.03	0.40
25:BA:561:G:C2'	25:BA:562:U:H5'	2.51	0.40
25:BA:797:C:H2'	25:BA:798:G:O4'	2.21	0.40
25:BA:968:G:H2'	25:BA:969:U:C6	2.56	0.40
25:BA:1019:U:H3	25:BA:114(B):A:H62	1.68	0.40
25:BA:1021:A:H3'	25:BA:1021:A:H8	1.86	0.40
25:BA:1178:C:O5'	25:BA:1178:C:H6	2.05	0.40
25:BA:1331:A:C2'	25:BA:1332:G:H5''	2.50	0.40
25:BA:1813:G:H2'	25:BA:1814:G:O4'	2.21	0.40
25:BA:1907:G:C6	25:BA:1908:C:C4	3.09	0.40
25:BA:2189:U:H2'	25:BA:2190:G:C8	2.55	0.40
25:BA:2378:A:H2	39:BS:18:ILE:HD12	1.86	0.40
25:BA:2392:A:H1'	36:BP:60:MET:HE3	2.03	0.40
25:BA:2593:U:H2'	25:BA:2594:C:C5	2.54	0.40
25:BA:2638:G:P	28:BE:82:ARG:HH22	2.44	0.40
25:BA:2681:C:C5	25:BA:2724:C:N4	2.89	0.40
27:BD:15:PHE:O	27:BD:17:THR:HG23	2.21	0.40
27:BD:64:ILE:H	27:BD:64:ILE:HD12	1.86	0.40
27:BD:186:HIS:CD2	27:BD:188:GLU:HB2	2.56	0.40
31:BH:159:GLU:O	31:BH:160:LYS:HG3	2.20	0.40
36:BP:62:LEU:CD2	55:B8:25:MET:HB2	2.51	0.40
39:BS:25:ARG:CG	39:BS:88:ASP:HB2	2.50	0.40
40:BT:64:ARG:NH1	40:BT:102:ILE:HG13	2.36	0.40
41:BU:89:GLU:O	41:BU:90:VAL:C	2.60	0.40
43:BW:51:LEU:O	43:BW:54:ALA:HB3	2.21	0.40
46:BZ:25:PRO:HG2	46:BZ:84:GLU:O	2.20	0.40
1:CA:253:U:H2'	1:CA:254:G:C8	2.56	0.40

*Continued on next page...*

*Continued from previous page...*

Atom-1	Atom-2	Interatomic distance (Å)	Clash overlap (Å)
1:CA:954:G:H2'	1:CA:955:U:C6	2.56	0.40
1:CA:998(B):C:H2'	1:CA:999:U:C6	2.57	0.40
1:CA:1037:C:H6	1:CA:1037:C:O5'	2.04	0.40
1:CA:1236:A:OP2	23:CU:3:LYS:HD2	2.21	0.40
4:CB:102:LEU:O	4:CB:105:PHE:HB2	2.21	0.40
8:CF:22:GLU:O	8:CF:25:ILE:HB	2.21	0.40
13:CK:21:ILE:HD13	13:CK:82:VAL:HG13	2.01	0.40
18:CP:6:LEU:HD23	18:CP:17:TYR:CG	2.55	0.40
22:CT:10:LEU:O	22:CT:13:LEU:HD13	2.21	0.40
24:CX:183:VAL:HA	24:CX:184:PRO:HD2	1.81	0.40
27:DD:84:TYR:CD2	27:DD:86:PRO:HD3	2.55	0.40
27:DD:94:LEU:HD23	27:DD:104:TYR:CE1	2.56	0.40
28:DE:195:LEU:HD23	28:DE:195:LEU:O	2.21	0.40
32:DI:72:LEU:HB2	32:DI:138:ILE:HG21	2.03	0.40
34:DN:79:ASN:HD21	34:DN:149:PRO:CD	2.32	0.40
36:DP:61:ARG:HD2	36:DP:61:ARG:N	2.36	0.40
40:DT:5:ALA:HB2	25:DA:2875:C:O2'	2.21	0.40
41:DU:62:ILE:HD11	41:DU:93:LYS:HD3	2.03	0.40
43:DW:8:ARG:CA	43:DW:102:HIS:HD2	2.31	0.40
46:DZ:102:LEU:CD2	46:DZ:137:ILE:HB	2.49	0.40
50:D3:16:PRO:HB2	50:D3:18:ASP:OD1	2.20	0.40
51:D4:59:VAL:HG12	51:D4:60:GLU:N	2.28	0.40
54:D7:11:LYS:HZ2	54:D7:15:THR:HG21	1.85	0.40
25:DA:177:G:H3'	25:DA:178:G:C8	2.56	0.40
25:DA:465:G:C6	25:DA:466:A:N6	2.89	0.40
25:DA:629:G:H5''	25:DA:650:C:O2'	2.20	0.40
25:DA:657:U:C4	25:DA:658:C:N4	2.89	0.40
25:DA:784:A:OP1	25:DA:2588:G:H5''	2.21	0.40
25:DA:917:A:H5'	25:DA:2268:A:H61	1.85	0.40
25:DA:1438:U:O2'	25:DA:1439:A:H5'	2.21	0.40
25:DA:2413:G:H2'	25:DA:2414:G:O4'	2.20	0.40
25:DA:2541:A:H4'	25:DA:2764:A:C2	2.56	0.40
25:DA:2787:C:N4	25:DA:2788:C:N4	2.68	0.40
1:AA:38:G:C2	1:AA:397:A:C2	3.09	0.40
1:AA:115:G:H1'	1:AA:116:A:N7	2.35	0.40
1:AA:197:A:N6	1:AA:221:C:H4'	2.36	0.40
1:AA:261:U:C5	22:AT:79:ARG:NH1	2.90	0.40
1:AA:298:A:C5	1:AA:299:G:C6	3.10	0.40
1:AA:402:G:C6	1:AA:403:C:C4	3.10	0.40
1:AA:424:G:H8	1:AA:424:G:O5'	2.04	0.40
1:AA:707:C:H5''	13:AK:85:ARG:NH1	2.37	0.40

*Continued on next page...*

*Continued from previous page...*

Atom-1	Atom-2	Interatomic distance (Å)	Clash overlap (Å)
1:AA:1053:G:C6	1:AA:1199:U:H2'	2.57	0.40
1:AA:1054:C:C2'	1:AA:1055:A:H5''	2.51	0.40
1:AA:1148:U:H4'	11:AI:14:VAL:HG11	2.02	0.40
1:AA:1181:G:H4'	1:AA:1182:G:OP1	2.22	0.40
1:AA:1263:C:H2'	1:AA:1264:C:C6	2.55	0.40
5:AC:152:ILE:HG23	5:AC:166:GLU:O	2.21	0.40
9:AG:9:VAL:HG21	9:AG:94:ARG:HD2	2.03	0.40
11:AI:53:VAL:HG12	11:AI:92:TYR:CD2	2.56	0.40
11:AI:114:TYR:HE1	12:AJ:59:SER:CA	2.34	0.40
21:AS:29:ARG:O	21:AS:31:ILE:HG22	2.20	0.40
25:BA:88:G:H2'	25:BA:88:G:N3	2.35	0.40
25:BA:218:A:H2	25:BA:235:U:H4'	1.84	0.40
25:BA:522:G:C6	25:BA:523:C:C4	3.10	0.40
25:BA:1071:G:H2'	25:BA:1072:C:C6	2.56	0.40
25:BA:1668:A:H61	25:BA:1676:A:H61	1.68	0.40
25:BA:1949:G:C6	25:BA:1950:G:C6	3.10	0.40
25:BA:2115:G:N2	25:BA:2117:A:H8	2.19	0.40
25:BA:2119:A:H5''	25:BA:2172:U:O2	2.21	0.40
25:BA:2413:G:H2'	25:BA:2414:G:O4'	2.21	0.40
25:BA:2443:C:O2'	25:BA:2444:G:H5'	2.21	0.40
25:BA:2551:C:H2'	25:BA:2552:U:C6	2.57	0.40
25:BA:2577:A:H1'	52:B5:4:HIS:HB3	2.02	0.40
27:BD:181:GLU:O	27:BD:182:LEU:HD23	2.21	0.40
28:BE:119:ARG:HH11	28:BE:119:ARG:CG	2.11	0.40
29:BF:164:ARG:O	29:BF:165:ARG:C	2.60	0.40
32:BI:79:ILE:HG22	32:BI:81:VAL:CG2	2.51	0.40
34:BN:78:VAL:O	34:BN:79:ASN:HB2	2.21	0.40
36:BP:138:LEU:C	36:BP:138:LEU:HD12	2.42	0.40
38:BR:4:LEU:C	38:BR:6:SER:N	2.75	0.40
38:BR:21:TYR:HE2	38:BR:43:GLU:HB3	1.86	0.40
40:BT:41:ARG:CD	40:BT:42:ILE:H	2.31	0.40
40:BT:117:ASP:O	40:BT:121:ILE:HG13	2.21	0.40
41:BU:21:ALA:HB2	41:BU:39:LEU:HD21	2.02	0.40
41:BU:79:PHE:HE2	41:BU:106:PHE:CZ	2.39	0.40
42:BV:1:MET:HA	42:BV:42:GLY:HA3	2.03	0.40
49:B2:6:VAL:HA	49:B2:9:GLN:CD	2.41	0.40
50:B3:4:LEU:HD23	50:B3:4:LEU:HA	1.95	0.40
53:B6:34:LEU:N	53:B6:34:LEU:HD13	2.36	0.40
1:CA:146:G:H1	1:CA:177:C:N4	2.18	0.40
1:CA:402:G:C6	1:CA:403:C:C4	3.10	0.40
1:CA:601:C:H2'	1:CA:602:A:C8	2.56	0.40

*Continued on next page...*

*Continued from previous page...*

Atom-1	Atom-2	Interatomic distance (Å)	Clash overlap (Å)
1:CA:868:C:H2'	1:CA:869:G:O4'	2.21	0.40
1:CA:1149:C:O5'	1:CA:1149:C:H6	2.04	0.40
1:CA:1181:G:H4'	1:CA:1182:G:OP1	2.22	0.40
2:CY:47:U:H3'	2:CY:48:C:C5'	2.51	0.40
8:CF:17:SER:O	8:CF:21:LEU:HD23	2.21	0.40
12:CJ:34:VAL:CG2	12:CJ:74:ILE:HG22	2.51	0.40
12:CJ:90:LEU:N	12:CJ:91:PRO:CD	2.84	0.40
13:CK:54:ARG:H	13:CK:54:ARG:HG2	1.70	0.40
14:CL:52:ARG:O	14:CL:54:VAL:HG23	2.21	0.40
21:CS:11:VAL:HG22	21:CS:12:ASP:N	2.37	0.40
24:CX:181:GLN:HB3	24:CX:192:ILE:HD11	2.03	0.40
27:DD:35:LYS:NZ	27:DD:103:ARG:HA	2.36	0.40
27:DD:85:ASP:HA	27:DD:86:PRO:HD2	1.87	0.40
27:DD:135:PHE:O	27:DD:137:PRO:HD3	2.21	0.40
27:DD:244:ARG:HD2	27:DD:245:PRO:HB3	2.03	0.40
27:DD:271:ILE:HD12	27:DD:271:ILE:N	2.36	0.40
28:DE:92:THR:HB	28:DE:94:GLU:HG2	2.03	0.40
28:DE:131:ALA:O	28:DE:133:LYS:N	2.47	0.40
30:DG:105:LYS:HE3	51:D4:52:SER:HB2	2.02	0.40
36:DP:62:LEU:CD2	55:D8:25:MET:HB2	2.52	0.40
36:DP:112:LEU:HD23	36:DP:112:LEU:C	2.41	0.40
37:DQ:6:ARG:HB3	37:DQ:7:MET:H	1.72	0.40
38:DR:96:ARG:HH22	38:DR:117:VAL:HG23	1.85	0.40
43:DW:27:LYS:O	43:DW:71:VAL:HG23	2.22	0.40
46:DZ:137:ILE:N	46:DZ:137:ILE:HD12	2.37	0.40
48:D1:19:GLN:NE2	48:D1:41:ARG:HE	2.20	0.40
53:D6:41:PRO:HD2	53:D6:46:HIS:H	1.86	0.40
55:D8:5:LYS:HE2	25:DA:242:G:N7	2.36	0.40
55:D8:54:GLU:CG	55:D8:57:ARG:HH12	2.35	0.40
25:DA:27:G:O5'	25:DA:27:G:C8	2.74	0.40
25:DA:107:C:O2'	25:DA:108:U:H5'	2.21	0.40
25:DA:310:A:C6	25:DA:330:A:N1	2.89	0.40
25:DA:355:G:H2'	25:DA:356:G:H8	1.86	0.40
25:DA:809:G:O2'	25:DA:810:U:H5'	2.21	0.40
25:DA:959:A:O2'	25:DA:960:A:H5'	2.21	0.40
25:DA:968:G:H2'	25:DA:969:U:H6	1.86	0.40
25:DA:2029:G:O6	25:DA:2033:A:OP1	2.39	0.40
25:DA:2358:G:C5	25:DA:2359:C:C5	3.09	0.40
25:DA:2396:G:O2'	25:DA:2397:G:H5'	2.22	0.40
25:DA:2403:C:N3	25:DA:2415:G:C2	2.90	0.40
1:AA:243:A:C8	1:AA:281:G:N2	2.90	0.40

*Continued on next page...*

*Continued from previous page...*

Atom-1	Atom-2	Interatomic distance (Å)	Clash overlap (Å)
1:AA:358:U:C5'	1:AA:358:U:C6	3.05	0.40
1:AA:359:U:H2'	1:AA:360:A:C8	2.55	0.40
1:AA:819:A:H4'	1:AA:820:U:OP2	2.21	0.40
1:AA:1003:G:N2	1:AA:1038:C:C2	2.89	0.40
1:AA:1179:A:H2'	1:AA:1180:A:O4'	2.22	0.40
1:AA:1263:C:H2'	1:AA:1264:C:H6	1.86	0.40
2:AZ:31:G:H2'	2:AZ:32:C:O4'	2.22	0.40
2:AY:11:A:O2'	25:BA:1909:C:H1'	2.22	0.40
4:AB:52:GLU:O	4:AB:56:ARG:HG3	2.21	0.40
5:AC:18:TRP:CD1	16:AN:54:PRO:HA	2.57	0.40
9:AG:12:LEU:HD23	9:AG:12:LEU:N	2.34	0.40
10:AH:31:PHE:O	10:AH:35:ILE:HG12	2.21	0.40
11:AI:46:ALA:HB2	11:AI:74:ILE:CG2	2.51	0.40
17:AO:25:THR:O	17:AO:29:VAL:HG23	2.20	0.40
24:AX:5:LEU:HB3	24:AX:52:ARG:HH21	1.87	0.40
24:AX:229:GLY:C	24:AX:231:GLY:H	2.24	0.40
25:BA:61:G:H8	25:BA:61:G:O5'	2.05	0.40
25:BA:335:C:H4'	45:BY:73:ARG:HD2	2.03	0.40
25:BA:464:U:H2'	25:BA:465:G:O4'	2.22	0.40
25:BA:563:G:C6	25:BA:2018:G:C5	3.09	0.40
25:BA:784:A:OP1	25:BA:2588:G:H5''	2.22	0.40
25:BA:1090:U:H2'	25:BA:1091:G:H8	1.82	0.40
25:BA:1190:G:OP1	36:BP:32:THR:HG21	2.21	0.40
25:BA:1438:U:O2'	25:BA:1439:A:H5'	2.21	0.40
25:BA:2125:G:H1'	25:BA:2173:A:H61	1.86	0.40
25:BA:2532:G:C6	25:BA:2533:A:C5	3.10	0.40
25:BA:2686:G:C2	25:BA:2724:C:O2	2.74	0.40
27:BD:165:ILE:HD12	27:BD:165:ILE:N	2.35	0.40
29:BF:73:ALA:O	29:BF:74:ARG:HB2	2.22	0.40
30:BG:173:LEU:HD23	30:BG:176:LEU:HD12	2.04	0.40
32:BI:10:GLU:H	32:BI:10:GLU:HG2	1.70	0.40
40:BT:24:PRO:HA	40:BT:49:VAL:CG1	2.50	0.40
44:BX:15:GLU:CD	44:BX:15:GLU:N	2.74	0.40
48:B1:52:ARG:N	48:B1:52:ARG:HD3	2.37	0.40
54:B7:11:LYS:HZ1	54:B7:15:THR:HG21	1.85	0.40
1:CA:68:G:H22	1:CA:101:A:H2	1.70	0.40
1:CA:186(G):C:H2'	1:CA:187:C:O4'	2.20	0.40
1:CA:194:C:C2'	1:CA:195:A:H5''	2.48	0.40
1:CA:620:C:H2'	1:CA:621:A:O4'	2.22	0.40
1:CA:690:G:C6	1:CA:691:G:C6	3.09	0.40
1:CA:714:G:C6	1:CA:715:A:N1	2.89	0.40

*Continued on next page...*

*Continued from previous page...*

Atom-1	Atom-2	Interatomic distance (Å)	Clash overlap (Å)
1:CA:1227:A:OP1	15:CM:94:ARG:CZ	2.69	0.40
2:CZ:31:G:H2'	2:CZ:32:C:O4'	2.21	0.40
3:CV:16:A:C6	2:CY:37:A:C2	3.10	0.40
4:CB:87:ARG:O	4:CB:87:ARG:HD2	2.21	0.40
4:CB:153:ARG:HB2	4:CB:153:ARG:CZ	2.52	0.40
6:CD:96:LEU:N	6:CD:96:LEU:HD22	2.37	0.40
9:CG:70:LYS:HA	9:CG:71:PRO:HD2	1.84	0.40
10:CH:38:ILE:HD12	10:CH:118:VAL:HG12	2.03	0.40
14:CL:83:LEU:CD1	14:CL:103:VAL:HG11	2.49	0.40
15:CM:91:ARG:NH2	15:CM:100:GLY:HA2	2.37	0.40
19:CQ:73:VAL:HG12	19:CQ:74:LEU:N	2.36	0.40
24:CX:191:ARG:HG2	24:CX:192:ILE:N	2.36	0.40
28:DE:171:GLU:HG2	28:DE:185:LYS:CG	2.50	0.40
33:DJ:4:LYS:O	33:DJ:8:GLU:HG3	2.22	0.40
34:DN:161:LEU:HD23	34:DN:161:LEU:N	2.36	0.40
36:DP:138:LEU:HD12	36:DP:138:LEU:C	2.41	0.40
40:DT:107:ASP:OD2	40:DT:109:GLU:HB2	2.22	0.40
46:DZ:163:LEU:HG	46:DZ:163:LEU:O	2.22	0.40
46:DZ:178:GLU:O	46:DZ:179:ASP:O	2.39	0.40
25:DA:61:G:O2'	25:DA:62:C:H5'	2.22	0.40
25:DA:76:C:H2'	25:DA:77:C:H6	1.86	0.40
25:DA:428:A:N6	25:DA:429:A:C6	2.90	0.40
25:DA:561:G:C2'	25:DA:562:U:H5'	2.51	0.40
25:DA:573:G:O2'	25:DA:574:C:H3'	2.21	0.40
25:DA:656:G:C5	25:DA:657:U:C4	3.10	0.40
25:DA:677:A:C5	25:DA:678:C:C5	3.10	0.40
25:DA:834:C:C2	25:DA:835:A:C8	3.09	0.40
25:DA:876:C:H2'	25:DA:877:U:O4'	2.21	0.40
25:DA:1071:G:H2'	25:DA:1072:C:C6	2.56	0.40
25:DA:1161:C:H2'	25:DA:1162:G:C8	2.57	0.40
25:DA:1197:G:H1'	25:DA:1250:G:N2	2.36	0.40
25:DA:1269:A:H2'	25:DA:1270:C:C6	2.57	0.40
25:DA:2125:G:H1'	25:DA:2173:A:H61	1.86	0.40
25:DA:2262:U:H2'	25:DA:2263:C:C6	2.56	0.40
25:DA:2368:C:H2'	25:DA:2369:A:C8	2.56	0.40
25:DA:2836:U:C4	25:DA:2883:A:N6	2.90	0.40
25:DA:2839:G:H2'	25:DA:2840:C:C6	2.55	0.40
1:AA:101:A:C6	1:AA:102:G:N7	2.90	0.40
1:AA:636:U:H5'	19:AQ:2:PRO:HD3	2.03	0.40
1:AA:744:C:H2'	1:AA:745:C:H6	1.85	0.40
1:AA:1252:A:H2'	1:AA:1253:G:O4'	2.22	0.40

*Continued on next page...*

*Continued from previous page...*

Atom-1	Atom-2	Interatomic distance (Å)	Clash overlap (Å)
1:AA:1438:G:H2'	1:AA:1439:C:C6	2.56	0.40
1:AA:1511:G:H2'	1:AA:1512:U:O4'	2.21	0.40
2:AY:47:U:H3'	2:AY:48:C:C5'	2.51	0.40
6:AD:36:ARG:C	6:AD:38:TYR:H	2.24	0.40
7:AE:31:LEU:HD23	7:AE:32:VAL:N	2.37	0.40
10:AH:13:ILE:HD12	10:AH:13:ILE:H	1.86	0.40
10:AH:75:ARG:HA	10:AH:76:PRO:HD2	1.81	0.40
24:AX:229:GLY:C	24:AX:231:GLY:N	2.75	0.40
25:BA:274:G:H5''	25:BA:274:G:C8	2.56	0.40
25:BA:593:G:O2'	55:B8:62:LEU:HD13	2.22	0.40
25:BA:951:C:H2'	25:BA:952:G:C8	2.56	0.40
25:BA:962:G:H2'	25:BA:963:U:O4'	2.20	0.40
25:BA:1151:G:H5''	41:BU:81:HIS:CE1	2.57	0.40
25:BA:1230:C:C2	25:BA:1231:G:N7	2.89	0.40
25:BA:1494:A:H4'	25:BA:1495:A:OP1	2.22	0.40
25:BA:1511:A:O5'	25:BA:1511:A:H8	2.04	0.40
25:BA:1750:G:C2	25:BA:1751:C:C4	3.10	0.40
25:BA:1972:A:H2'	25:BA:1973:G:H8	1.85	0.40
25:BA:2029:G:H2'	25:BA:2031:A:OP2	2.22	0.40
25:BA:2562:U:O2'	25:BA:2563:U:H5'	2.22	0.40
25:BA:2756:U:H1'	25:BA:2757:A:H5''	2.03	0.40
27:BD:175:LEU:HD23	27:BD:175:LEU:HA	1.93	0.40
28:BE:2:LYS:HD3	28:BE:95:ILE:HG22	2.03	0.40
28:BE:51:PHE:CD1	28:BE:52:LEU:HG	2.55	0.40
29:BF:81:PRO:C	29:BF:83:PHE:H	2.25	0.40
36:BP:26:GLY:HA2	36:BP:30:THR:CG2	2.51	0.40
36:BP:29:LYS:HD2	36:BP:29:LYS:N	2.36	0.40
37:BQ:54:MET:SD	37:BQ:118:LEU:HD23	2.62	0.40
41:BU:94:ASN:OD1	41:BU:94:ASN:C	2.60	0.40
48:B1:27:GLU:CB	48:B1:33:LYS:HG3	2.51	0.40
54:B7:18:PHE:CE2	54:B7:22:MET:HG3	2.56	0.40
1:CA:358:U:C5'	1:CA:358:U:C6	3.05	0.40
1:CA:406:G:H2'	1:CA:407:G:C8	2.56	0.40
1:CA:579:G:H2'	1:CA:580:U:H6	1.87	0.40
1:CA:815:A:C2	1:CA:1529:G:C4	3.08	0.40
1:CA:1006:C:H2'	1:CA:1007:C:C6	2.57	0.40
1:CA:1109:C:H2'	1:CA:1110:A:O4'	2.21	0.40
1:CA:1163:C:O5'	1:CA:1163:C:H6	2.05	0.40
1:CA:1201:A:O2'	1:CA:1202:G:OP2	2.36	0.40
2:CY:72:A:N6	2:CY:73:A:C6	2.90	0.40
6:CD:36:ARG:C	6:CD:38:TYR:H	2.24	0.40

*Continued on next page...*

*Continued from previous page...*

Atom-1	Atom-2	Interatomic distance (Å)	Clash overlap (Å)
6:CD:68:TYR:O	6:CD:69:GLY:C	2.59	0.40
7:CE:12:LEU:C	7:CE:12:LEU:HD22	2.42	0.40
9:CG:122:HIS:HA	9:CG:125:MET:CE	2.51	0.40
14:CL:69:ILE:HD12	14:CL:69:ILE:N	2.36	0.40
14:CL:118:LYS:HE2	14:CL:118:LYS:HB3	1.91	0.40
15:CM:66:LEU:N	15:CM:66:LEU:HD23	2.36	0.40
29:DF:179:GLU:H	29:DF:179:GLU:CD	2.25	0.40
36:DP:143:GLY:C	36:DP:145:PRO:HD3	2.42	0.40
37:DQ:52:VAL:HG13	37:DQ:53:ALA:N	2.36	0.40
40:DT:64:ARG:NH1	40:DT:102:ILE:HG13	2.36	0.40
42:DV:62:LEU:HB3	42:DV:93:GLU:HB2	2.03	0.40
43:DW:23:LEU:HD11	52:D5:25:LEU:HB2	2.03	0.40
45:DY:19:LYS:HG3	25:DA:329:G:H1	1.85	0.40
48:D1:53:VAL:HG22	48:D1:74:VAL:HG13	2.03	0.40
49:D2:23:LYS:O	49:D2:27:GLU:HG3	2.21	0.40
50:D3:28:LEU:HA	50:D3:33:GLN:OE1	2.22	0.40
51:D4:43:GLY:N	51:D4:60:GLU:HA	2.36	0.40
25:DA:55:G:C2	25:DA:116:C:C2	3.09	0.40
25:DA:379:G:C5	25:DA:380:U:C5	3.10	0.40
25:DA:655:A:C2'	25:DA:656:G:H5'	2.51	0.40
25:DA:756:C:C2	25:DA:757:U:C6	3.09	0.40
25:DA:1021:A:C8	25:DA:1021:A:C3'	3.04	0.40
25:DA:1990:C:H2'	25:DA:1991:U:C6	2.56	0.40
25:DA:2075:U:C4	25:DA:2238:G:C6	3.10	0.40
25:DA:2350:C:H2'	25:DA:2351:G:O4'	2.22	0.40
25:DA:2584:U:O2	25:DA:2585:U:C4	2.74	0.40
25:DA:2604:U:O2'	25:DA:2605:U:H5'	2.22	0.40
25:DA:2869:G:H2'	25:DA:2870:C:H6	1.86	0.40
26:DB:33:G:O2'	26:DB:34:U:H5'	2.22	0.40
26:DB:81:G:N1	26:DB:96:G:C2	2.90	0.40
1:AA:27:G:H8	1:AA:27:G:O5'	2.04	0.40
1:AA:253:U:H2'	1:AA:254:G:C8	2.57	0.40
1:AA:521:G:H2'	1:AA:522:C:H6	1.85	0.40
1:AA:590:C:H2'	1:AA:591:U:C6	2.57	0.40
1:AA:643:C:H6	1:AA:643:C:O5'	2.04	0.40
1:AA:868:C:H2'	1:AA:869:G:O4'	2.21	0.40
1:AA:998(B):C:H2'	1:AA:999:U:C6	2.57	0.40
1:AA:1269:A:H2	1:AA:1312:G:N3	2.20	0.40
2:AZ:33:U:H4'	9:AG:84:ASN:ND2	2.37	0.40
3:AV:16:A:C6	2:AY:37:A:C2	3.10	0.40
4:AB:88:ALA:HA	4:AB:223:ILE:HD11	2.04	0.40

*Continued on next page...*



*Continued from previous page...*

Atom-1	Atom-2	Interatomic distance (Å)	Clash overlap (Å)
5:AC:152:ILE:HG12	5:AC:167:TRP:HA	2.03	0.40
7:AE:10:MET:SD	7:AE:10:MET:N	2.91	0.40
11:AI:28:VAL:HG13	11:AI:63:ILE:HG22	2.03	0.40
12:AJ:6:ILE:O	12:AJ:71:LEU:HD12	2.21	0.40
12:AJ:25:GLU:O	12:AJ:29:ARG:HB3	2.20	0.40
13:AK:15:ALA:HB1	13:AK:78:GLN:HB2	2.02	0.40
13:AK:32:ILE:HG13	13:AK:72:ALA:HB2	2.03	0.40
15:AM:91:ARG:NH2	15:AM:100:GLY:HA2	2.36	0.40
21:AS:63:THR:H	21:AS:66:MET:CG	2.33	0.40
24:AX:145:LEU:HB2	24:AX:159:VAL:CG2	2.52	0.40
25:BA:84:A:H62	25:BA:102:G:H21	1.70	0.40
25:BA:216:A:N7	25:BA:432:A:C6	2.89	0.40
25:BA:270(L):C:H6	25:BA:270(L):C:O5'	2.04	0.40
25:BA:363(G):A:H4'	25:BA:364:C:H5'	2.02	0.40
25:BA:443:A:C4	29:BF:45:ARG:NH1	2.90	0.40
25:BA:521:G:H2'	25:BA:522:G:C8	2.56	0.40
25:BA:657:U:C4	25:BA:658:C:N4	2.89	0.40
25:BA:856:C:H4'	47:B0:27:GLU:HB3	2.02	0.40
25:BA:1022:G:HO2'	25:BA:1023:U:P	2.43	0.40
25:BA:1265:A:H3'	52:B5:19:ARG:HH11	1.86	0.40
25:BA:1289:C:H2'	25:BA:1290:C:C6	2.56	0.40
25:BA:144(B):A:H5''	25:BA:1445:C:H5	1.86	0.40
25:BA:1661:G:C6	25:BA:1662:C:C4	3.09	0.40
25:BA:1693:U:C4	25:BA:1977:A:C4	3.10	0.40
25:BA:2291:U:H6	25:BA:2291:U:O5'	2.04	0.40
25:BA:2851:A:C5	25:BA:2852:G:C5	3.10	0.40
26:BB:62:C:H2'	26:BB:63:G:H8	1.85	0.40
27:BD:68:LYS:O	27:BD:70:TRP:N	2.54	0.40
29:BF:28:ILE:O	29:BF:28:ILE:HG13	2.22	0.40
31:BH:96:ALA:CB	31:BH:105:LEU:HB3	2.52	0.40
32:BI:128:LEU:HG	32:BI:142:VAL:HG21	2.03	0.40
40:BT:57:PHE:O	40:BT:58:ASN:C	2.59	0.40
44:BX:44:GLU:HA	44:BX:49:VAL:O	2.20	0.40
45:BY:75:ILE:HG13	45:BY:80:GLY:N	2.13	0.40
46:BZ:54:HIS:HB3	46:BZ:101:PRO:HD3	2.03	0.40
46:BZ:146:ILE:HG22	46:BZ:174:VAL:HG12	2.03	0.40
53:B6:9:LEU:HD23	53:B6:10:LEU:N	2.37	0.40
53:B6:38:LYS:HG2	53:B6:39:TYR:N	2.37	0.40
1:CA:232:G:H1'	1:CA:262:A:N1	2.36	0.40
1:CA:636:U:H5'	19:CQ:2:PRO:HD3	2.03	0.40
1:CA:721:G:C6	1:CA:733:A:C2	3.10	0.40

*Continued on next page...*

Continued from previous page...

Atom-1	Atom-2	Interatomic distance (Å)	Clash overlap (Å)
1:CA:1003:G:N2	1:CA:1038:C:C2	2.90	0.40
1:CA:1197:G:C2	1:CA:1198:G:C8	3.09	0.40
1:CA:1416:G:C2	1:CA:1485:U:O2	2.75	0.40
1:CA:1417:G:C6	1:CA:1482:G:C6	3.10	0.40
1:CA:1486:G:H2'	1:CA:1487:G:O4'	2.21	0.40
1:CA:1509:C:H2'	1:CA:1510:U:O4'	2.21	0.40
4:CB:71:VAL:HG23	4:CB:164:VAL:HG13	2.03	0.40
4:CB:157:ARG:O	4:CB:159:PRO:HD3	2.21	0.40
6:CD:196:LEU:C	6:CD:198:VAL:H	2.25	0.40
7:CE:87:SER:HB3	7:CE:131:ILE:HD13	2.02	0.40
11:CI:89:ASN:HB3	11:CI:92:TYR:CD1	2.57	0.40
14:CL:52:ARG:N	14:CL:52:ARG:HD2	2.36	0.40
20:CR:71:LYS:HA	20:CR:74:ARG:HD3	2.03	0.40
27:DD:30:GLU:HG3	27:DD:63:ARG:NH2	2.31	0.40
28:DE:82:ARG:HH22	25:DA:2638:G:P	2.44	0.40
29:DF:161:GLU:O	29:DF:164:ARG:HB2	2.20	0.40
31:DH:96:ALA:CB	31:DH:105:LEU:HB3	2.51	0.40
32:DI:5:LEU:HD23	32:DI:5:LEU:N	2.28	0.40
36:DP:10:PRO:CD	36:DP:11:GLY:H	2.34	0.40
36:DP:47:ASP:HB3	36:DP:48:PRO:CA	2.52	0.40
37:DQ:38:GLU:H	37:DQ:127:ILE:CG2	2.35	0.40
37:DQ:84:GLY:HA3	47:D0:10:THR:CG2	2.51	0.40
40:DT:108:ARG:HA	40:DT:111:ARG:HG3	2.04	0.40
43:DW:18:ARG:NH1	43:DW:76:VAL:HG13	2.36	0.40
43:DW:79:GLY:HA2	25:DA:25:U:H5'	2.03	0.40
46:DZ:31:ARG:HG3	46:DZ:32:HIS:CD2	2.57	0.40
52:D5:19:ARG:NH2	25:DA:1264:G:OP1	2.54	0.40
25:DA:189:G:N2	25:DA:208:C:N4	2.69	0.40
25:DA:755:C:H2'	25:DA:756:C:C6	2.56	0.40
25:DA:797:C:H2'	25:DA:798:G:O4'	2.22	0.40
25:DA:1648:C:H2'	25:DA:1649:G:O4'	2.21	0.40
25:DA:1813:G:H2'	25:DA:1814:G:O4'	2.21	0.40
25:DA:2399:G:C6	25:DA:2400:G:C5	3.09	0.40
25:DA:2524:G:N2	25:DA:2525:G:H1'	2.37	0.40

There are no symmetry-related clashes.

## 5.3 Torsion angles

### 5.3.1 Protein backbone

In the following table, the Percentiles column shows the percent Ramachandran outliers of the chain as a percentile score with respect to all X-ray entries followed by that with respect to entries of similar resolution.

The Analysed column shows the number of residues for which the backbone conformation was analysed, and the total number of residues.

Mol	Chain	Analysed	Favoured	Allowed	Outliers	Percentiles	
4	AB	232/256 (91%)	186 (80%)	37 (16%)	9 (4%)	3	22
4	CB	232/256 (91%)	188 (81%)	37 (16%)	7 (3%)	4	28
5	AC	204/239 (85%)	156 (76%)	36 (18%)	12 (6%)	1	12
5	CC	204/239 (85%)	155 (76%)	38 (19%)	11 (5%)	2	14
6	AD	206/209 (99%)	163 (79%)	31 (15%)	12 (6%)	1	13
6	CD	206/209 (99%)	163 (79%)	30 (15%)	13 (6%)	1	10
7	AE	149/162 (92%)	122 (82%)	24 (16%)	3 (2%)	7	38
7	CE	149/162 (92%)	122 (82%)	24 (16%)	3 (2%)	7	38
8	AF	99/101 (98%)	85 (86%)	13 (13%)	1 (1%)	15	54
8	CF	99/101 (98%)	85 (86%)	13 (13%)	1 (1%)	15	54
9	AG	153/156 (98%)	125 (82%)	24 (16%)	4 (3%)	5	31
9	CG	153/156 (98%)	127 (83%)	22 (14%)	4 (3%)	5	31
10	AH	136/138 (99%)	118 (87%)	17 (12%)	1 (1%)	22	61
10	CH	136/138 (99%)	118 (87%)	18 (13%)	0	100	100
11	AI	125/128 (98%)	100 (80%)	23 (18%)	2 (2%)	9	43
11	CI	125/128 (98%)	101 (81%)	22 (18%)	2 (2%)	9	43
12	AJ	96/105 (91%)	73 (76%)	18 (19%)	5 (5%)	2	15
12	CJ	96/105 (91%)	73 (76%)	18 (19%)	5 (5%)	2	15
13	AK	117/129 (91%)	97 (83%)	18 (15%)	2 (2%)	9	42
13	CK	117/129 (91%)	96 (82%)	19 (16%)	2 (2%)	9	42
14	AL	122/134 (91%)	88 (72%)	26 (21%)	8 (7%)	1	9
14	CL	122/134 (91%)	88 (72%)	26 (21%)	8 (7%)	1	9
15	AM	115/126 (91%)	92 (80%)	16 (14%)	7 (6%)	1	12
15	CM	115/126 (91%)	92 (80%)	16 (14%)	7 (6%)	1	12
16	AN	58/61 (95%)	45 (78%)	8 (14%)	5 (9%)	1	4

Continued on next page...

*Continued from previous page...*

Mol	Chain	Analysed	Favoured	Allowed	Outliers	Percentiles	
16	CN	58/61 (95%)	45 (78%)	8 (14%)	5 (9%)	1	4
17	AO	86/89 (97%)	70 (81%)	15 (17%)	1 (1%)	13	49
17	CO	86/89 (97%)	69 (80%)	16 (19%)	1 (1%)	13	49
18	AP	81/88 (92%)	65 (80%)	14 (17%)	2 (2%)	5	32
18	CP	81/88 (92%)	65 (80%)	14 (17%)	2 (2%)	5	32
19	AQ	97/105 (92%)	87 (90%)	8 (8%)	2 (2%)	7	37
19	CQ	97/105 (92%)	86 (89%)	9 (9%)	2 (2%)	7	37
20	AR	68/88 (77%)	53 (78%)	13 (19%)	2 (3%)	4	28
20	CR	68/88 (77%)	52 (76%)	14 (21%)	2 (3%)	4	28
21	AS	76/93 (82%)	53 (70%)	16 (21%)	7 (9%)	1	3
21	CS	76/93 (82%)	53 (70%)	16 (21%)	7 (9%)	1	3
22	AT	97/106 (92%)	79 (81%)	14 (14%)	4 (4%)	3	21
22	CT	97/106 (92%)	79 (81%)	14 (14%)	4 (4%)	3	21
23	AU	22/27 (82%)	18 (82%)	3 (14%)	1 (4%)	2	18
23	CU	22/27 (82%)	18 (82%)	3 (14%)	1 (4%)	2	18
24	AX	352/354 (99%)	297 (84%)	44 (12%)	11 (3%)	4	26
24	CX	352/354 (99%)	296 (84%)	45 (13%)	11 (3%)	4	26
27	BD	269/276 (98%)	213 (79%)	40 (15%)	16 (6%)	1	12
27	DD	269/276 (98%)	213 (79%)	40 (15%)	16 (6%)	1	12
28	BE	202/206 (98%)	151 (75%)	41 (20%)	10 (5%)	2	16
28	DE	202/206 (98%)	151 (75%)	42 (21%)	9 (4%)	2	18
29	BF	200/210 (95%)	158 (79%)	35 (18%)	7 (4%)	3	24
29	DF	200/210 (95%)	158 (79%)	35 (18%)	7 (4%)	3	24
30	BG	179/182 (98%)	127 (71%)	42 (24%)	10 (6%)	2	14
30	DG	179/182 (98%)	124 (69%)	44 (25%)	11 (6%)	1	12
31	BH	157/180 (87%)	126 (80%)	24 (15%)	7 (4%)	2	18
31	DH	157/180 (87%)	126 (80%)	24 (15%)	7 (4%)	2	18
32	BI	143/148 (97%)	111 (78%)	25 (18%)	7 (5%)	2	17
32	DI	143/148 (97%)	112 (78%)	24 (17%)	7 (5%)	2	17
33	BJ	28/173 (16%)	27 (96%)	1 (4%)	0	100	100
33	DJ	28/173 (16%)	27 (96%)	1 (4%)	0	100	100

*Continued on next page...*

Continued from previous page...

Mol	Chain	Analysed	Favoured	Allowed	Outliers	Percentiles	
34	BN	135/163 (83%)	100 (74%)	27 (20%)	8 (6%)	1	12
34	DN	135/163 (83%)	100 (74%)	27 (20%)	8 (6%)	1	12
35	BO	120/122 (98%)	101 (84%)	18 (15%)	1 (1%)	19	58
35	DO	120/122 (98%)	101 (84%)	18 (15%)	1 (1%)	19	58
36	BP	144/150 (96%)	82 (57%)	44 (31%)	18 (12%)	0	1
36	DP	144/150 (96%)	82 (57%)	45 (31%)	17 (12%)	0	2
37	BQ	134/141 (95%)	86 (64%)	36 (27%)	12 (9%)	1	4
37	DQ	134/141 (95%)	87 (65%)	35 (26%)	12 (9%)	1	4
38	BR	115/118 (98%)	92 (80%)	18 (16%)	5 (4%)	2	20
38	DR	115/118 (98%)	91 (79%)	18 (16%)	6 (5%)	2	15
39	BS	96/112 (86%)	62 (65%)	24 (25%)	10 (10%)	0	3
39	DS	96/112 (86%)	61 (64%)	25 (26%)	10 (10%)	0	3
40	BT	135/146 (92%)	102 (76%)	29 (22%)	4 (3%)	4	28
40	DT	135/146 (92%)	103 (76%)	28 (21%)	4 (3%)	4	28
41	BU	115/118 (98%)	90 (78%)	21 (18%)	4 (4%)	3	24
41	DU	115/118 (98%)	89 (77%)	22 (19%)	4 (4%)	3	24
42	BV	99/101 (98%)	69 (70%)	21 (21%)	9 (9%)	1	3
42	DV	99/101 (98%)	69 (70%)	21 (21%)	9 (9%)	1	3
43	BW	110/113 (97%)	91 (83%)	17 (16%)	2 (2%)	8	41
43	DW	110/113 (97%)	91 (83%)	17 (16%)	2 (2%)	8	41
44	BX	90/96 (94%)	69 (77%)	20 (22%)	1 (1%)	14	51
44	DX	90/96 (94%)	69 (77%)	20 (22%)	1 (1%)	14	51
45	BY	98/110 (89%)	65 (66%)	21 (21%)	12 (12%)	0	2
45	DY	98/110 (89%)	65 (66%)	21 (21%)	12 (12%)	0	2
46	BZ	186/206 (90%)	142 (76%)	34 (18%)	10 (5%)	2	14
46	DZ	186/206 (90%)	142 (76%)	34 (18%)	10 (5%)	2	14
47	B0	74/85 (87%)	55 (74%)	14 (19%)	5 (7%)	1	9
47	D0	74/85 (87%)	55 (74%)	14 (19%)	5 (7%)	1	9
48	B1	86/98 (88%)	53 (62%)	27 (31%)	6 (7%)	1	8
48	D1	86/98 (88%)	53 (62%)	28 (33%)	5 (6%)	1	13
49	B2	70/72 (97%)	48 (69%)	16 (23%)	6 (9%)	1	4

Continued on next page...

Continued from previous page...

Mol	Chain	Analysed	Favoured	Allowed	Outliers	Percentiles	
49	D2	70/72 (97%)	48 (69%)	16 (23%)	6 (9%)	1	4
50	B3	57/60 (95%)	43 (75%)	13 (23%)	1 (2%)	8	41
50	D3	57/60 (95%)	44 (77%)	12 (21%)	1 (2%)	8	41
51	B4	28/97 (29%)	14 (50%)	11 (39%)	3 (11%)	0	2
51	D4	28/97 (29%)	14 (50%)	11 (39%)	3 (11%)	0	2
52	B5	50/60 (83%)	36 (72%)	12 (24%)	2 (4%)	3	21
52	D5	50/60 (83%)	36 (72%)	12 (24%)	2 (4%)	3	21
53	B6	42/54 (78%)	31 (74%)	8 (19%)	3 (7%)	1	8
53	D6	42/54 (78%)	31 (74%)	8 (19%)	3 (7%)	1	8
54	B7	46/49 (94%)	39 (85%)	7 (15%)	0	100	100
54	D7	46/49 (94%)	39 (85%)	7 (15%)	0	100	100
55	B8	61/65 (94%)	42 (69%)	15 (25%)	4 (7%)	1	9
55	D8	61/65 (94%)	42 (69%)	15 (25%)	4 (7%)	1	9
All	All	11920/13210 (90%)	9191 (77%)	2165 (18%)	564 (5%)	2	17

All (564) Ramachandran outliers are listed below:

Mol	Chain	Res	Type
5	AC	47	LEU
12	AJ	75	ILE
15	AM	4	ILE
15	AM	106	ASN
15	AM	117	VAL
16	AN	26	ARG
22	AT	71	THR
24	AX	300	GLU
24	AX	301	LYS
27	BD	33	LEU
27	BD	35	LYS
27	BD	244	ARG
28	BE	16	ARG
28	BE	86	PRO
29	BF	73	ALA
29	BF	84	VAL
30	BG	75	LYS
30	BG	87	PRO
31	BH	92	ILE

Continued on next page...

*Continued from previous page...*

<b>Mol</b>	<b>Chain</b>	<b>Res</b>	<b>Type</b>
32	BI	89	TYR
32	BI	91	SER
34	BN	89	LYS
34	BN	116	THR
34	BN	149	PRO
34	BN	153	HIS
36	BP	15	ARG
37	BQ	10	ARG
37	BQ	21	THR
37	BQ	133	ARG
37	BQ	139	GLU
39	BS	12	PHE
39	BS	91	PRO
41	BU	90	VAL
42	BV	53	GLU
43	BW	110	LYS
44	BX	93	GLU
45	BY	3	VAL
45	BY	7	VAL
45	BY	88	LYS
46	BZ	168	GLU
46	BZ	179	ASP
47	B0	32	ARG
47	B0	47	PRO
49	B2	17	SER
53	B6	31	PRO
5	CC	47	LEU
12	CJ	75	ILE
15	CM	4	ILE
15	CM	106	ASN
15	CM	117	VAL
16	CN	26	ARG
22	CT	71	THR
24	CX	300	GLU
24	CX	301	LYS
27	DD	33	LEU
27	DD	35	LYS
27	DD	244	ARG
28	DE	16	ARG
28	DE	86	PRO
29	DF	73	ALA
29	DF	84	VAL

*Continued on next page...*

*Continued from previous page...*

<b>Mol</b>	<b>Chain</b>	<b>Res</b>	<b>Type</b>
30	DG	75	LYS
30	DG	87	PRO
31	DH	92	ILE
32	DI	89	TYR
32	DI	91	SER
34	DN	89	LYS
34	DN	116	THR
34	DN	149	PRO
34	DN	153	HIS
36	DP	15	ARG
37	DQ	10	ARG
37	DQ	21	THR
37	DQ	133	ARG
37	DQ	139	GLU
39	DS	12	PHE
39	DS	91	PRO
41	DU	90	VAL
42	DV	53	GLU
43	DW	110	LYS
44	DX	93	GLU
45	DY	3	VAL
45	DY	7	VAL
45	DY	88	LYS
46	DZ	168	GLU
46	DZ	179	ASP
47	D0	32	ARG
47	D0	47	PRO
49	D2	17	SER
53	D6	31	PRO
4	AB	150	SER
5	AC	15	THR
5	AC	45	LYS
5	AC	179	ARG
6	AD	43	HIS
6	AD	86	LYS
6	AD	137	SER
6	AD	138	TYR
6	AD	171	GLY
7	AE	85	GLY
13	AK	49	GLY
14	AL	12	LYS
14	AL	17	VAL

*Continued on next page...*



*Continued from previous page...*

<b>Mol</b>	<b>Chain</b>	<b>Res</b>	<b>Type</b>
14	AL	51	LEU
15	AM	63	THR
15	AM	116	THR
16	AN	15	LYS
16	AN	28	GLY
18	AP	44	THR
19	AQ	67	LYS
20	AR	78	LEU
21	AS	28	LYS
21	AS	31	ILE
24	AX	209	ASP
24	AX	299	SER
27	BD	26	LYS
27	BD	69	ARG
27	BD	106	ILE
27	BD	197	GLY
27	BD	206	LEU
27	BD	239	ARG
29	BF	166	ALA
30	BG	14	GLU
31	BH	165	ALA
32	BI	90	GLY
34	BN	148	GLY
36	BP	57	THR
36	BP	65	ARG
36	BP	141	ALA
36	BP	148	LEU
36	BP	149	GLU
37	BQ	7	MET
37	BQ	15	GLY
37	BQ	18	LYS
38	BR	14	SER
38	BR	57	ARG
38	BR	58	GLY
39	BS	59	LYS
39	BS	90	GLY
39	BS	101	LEU
40	BT	58	ASN
40	BT	115	ARG
41	BU	24	TYR
41	BU	26	GLY
42	BV	78	LYS

*Continued on next page...*

*Continued from previous page...*

<b>Mol</b>	<b>Chain</b>	<b>Res</b>	<b>Type</b>
43	BW	11	ARG
46	BZ	167	PRO
47	B0	73	GLY
49	B2	47	ASN
49	B2	58	ALA
53	B6	28	ARG
53	B6	51	GLU
55	B8	35	GLN
4	CB	150	SER
5	CC	15	THR
5	CC	45	LYS
5	CC	179	ARG
6	CD	43	HIS
6	CD	137	SER
6	CD	138	TYR
6	CD	171	GLY
7	CE	85	GLY
13	CK	49	GLY
14	CL	12	LYS
14	CL	17	VAL
14	CL	51	LEU
15	CM	63	THR
15	CM	116	THR
16	CN	15	LYS
16	CN	28	GLY
18	CP	44	THR
19	CQ	67	LYS
20	CR	78	LEU
21	CS	28	LYS
21	CS	31	ILE
24	CX	209	ASP
24	CX	299	SER
27	DD	26	LYS
27	DD	69	ARG
27	DD	106	ILE
27	DD	197	GLY
27	DD	206	LEU
27	DD	239	ARG
29	DF	166	ALA
30	DG	14	GLU
31	DH	165	ALA
32	DI	90	GLY

*Continued on next page...*

*Continued from previous page...*

<b>Mol</b>	<b>Chain</b>	<b>Res</b>	<b>Type</b>
34	DN	148	GLY
36	DP	57	THR
36	DP	65	ARG
36	DP	141	ALA
36	DP	148	LEU
36	DP	149	GLU
37	DQ	7	MET
37	DQ	15	GLY
37	DQ	18	LYS
38	DR	3	HIS
38	DR	14	SER
38	DR	57	ARG
38	DR	58	GLY
39	DS	44	LYS
39	DS	59	LYS
39	DS	90	GLY
39	DS	101	LEU
40	DT	58	ASN
40	DT	115	ARG
41	DU	24	TYR
41	DU	26	GLY
42	DV	78	LYS
43	DW	11	ARG
45	DY	42	VAL
46	DZ	167	PRO
47	D0	73	GLY
49	D2	47	ASN
49	D2	58	ALA
53	D6	28	ARG
53	D6	51	GLU
55	D8	35	GLN
4	AB	20	GLU
4	AB	135	GLN
5	AC	4	LYS
6	AD	30	LYS
7	AE	38	GLN
9	AG	7	ALA
11	AI	58	ARG
12	AJ	92	THR
16	AN	14	PRO
17	AO	86	GLY
21	AS	27	GLU

*Continued on next page...*

*Continued from previous page...*

<b>Mol</b>	<b>Chain</b>	<b>Res</b>	<b>Type</b>
22	AT	98	PRO
23	AU	9	ARG
24	AX	235	THR
24	AX	236	ASP
24	AX	293	ILE
27	BD	70	TRP
27	BD	198	ASN
27	BD	260	ARG
28	BE	43	GLY
28	BE	51	PHE
28	BE	132	HIS
28	BE	187	ALA
29	BF	8	GLN
29	BF	74	ARG
29	BF	82	ILE
30	BG	8	LYS
30	BG	142	PRO
30	BG	181	ARG
31	BH	21	PRO
32	BI	10	GLU
36	BP	10	PRO
36	BP	17	LYS
36	BP	25	SER
36	BP	46	LYS
36	BP	58	THR
37	BQ	62	GLY
37	BQ	81	VAL
38	BR	3	HIS
38	BR	8	ARG
39	BS	44	LYS
39	BS	94	TYR
42	BV	29	PRO
45	BY	39	VAL
45	BY	42	VAL
45	BY	50	ARG
45	BY	56	PRO
48	B1	31	GLY
48	B1	85	LEU
48	B1	87	PRO
49	B2	44	LEU
52	B5	35	GLU
55	B8	3	LYS

*Continued on next page...*

*Continued from previous page...*

<b>Mol</b>	<b>Chain</b>	<b>Res</b>	<b>Type</b>
55	B8	34	TRP
4	CB	20	GLU
5	CC	4	LYS
6	CD	30	LYS
6	CD	86	LYS
7	CE	38	GLN
9	CG	7	ALA
11	CI	58	ARG
12	CJ	92	THR
16	CN	14	PRO
17	CO	86	GLY
21	CS	27	GLU
22	CT	98	PRO
23	CU	9	ARG
24	CX	235	THR
24	CX	236	ASP
24	CX	293	ILE
27	DD	70	TRP
27	DD	198	ASN
27	DD	260	ARG
28	DE	43	GLY
28	DE	51	PHE
28	DE	132	HIS
28	DE	187	ALA
29	DF	8	GLN
29	DF	74	ARG
29	DF	82	ILE
30	DG	8	LYS
30	DG	142	PRO
30	DG	181	ARG
31	DH	21	PRO
32	DI	10	GLU
36	DP	10	PRO
36	DP	17	LYS
36	DP	25	SER
36	DP	46	LYS
36	DP	58	THR
37	DQ	62	GLY
37	DQ	81	VAL
38	DR	8	ARG
39	DS	94	TYR
42	DV	29	PRO

*Continued on next page...*

*Continued from previous page...*

<b>Mol</b>	<b>Chain</b>	<b>Res</b>	<b>Type</b>
45	DY	39	VAL
45	DY	50	ARG
45	DY	56	PRO
46	DZ	11	GLU
48	D1	31	GLY
48	D1	85	LEU
48	D1	87	PRO
49	D2	44	LEU
52	D5	35	GLU
55	D8	34	TRP
5	AC	127	ARG
5	AC	131	ARG
6	AD	168	ARG
6	AD	186	LEU
9	AG	4	ARG
9	AG	100	ALA
13	AK	90	GLY
14	AL	18	ARG
15	AM	59	TYR
21	AS	29	ARG
21	AS	61	TYR
22	AT	9	ASN
22	AT	97	ALA
24	AX	175	SER
28	BE	18	ASP
28	BE	173	VAL
30	BG	84	LYS
30	BG	126	ASP
34	BN	41	ALA
35	BO	26	LYS
36	BP	11	GLY
36	BP	47	ASP
36	BP	52	GLU
36	BP	70	GLN
39	BS	57	LYS
39	BS	62	LYS
40	BT	36	GLU
42	BV	2	PHE
45	BY	17	SER
45	BY	76	CYS
45	BY	96	ILE
46	BZ	11	GLU

*Continued on next page...*

*Continued from previous page...*

<b>Mol</b>	<b>Chain</b>	<b>Res</b>	<b>Type</b>
46	BZ	78	LYS
46	BZ	165	VAL
46	BZ	177	PRO
46	BZ	180	VAL
48	B1	9	GLY
51	B4	44	CYS
4	CB	135	GLN
5	CC	127	ARG
5	CC	131	ARG
6	CD	168	ARG
6	CD	186	LEU
9	CG	4	ARG
9	CG	100	ALA
13	CK	90	GLY
14	CL	18	ARG
15	CM	59	TYR
21	CS	29	ARG
21	CS	61	TYR
22	CT	9	ASN
22	CT	97	ALA
24	CX	175	SER
27	DD	256	GLY
28	DE	18	ASP
28	DE	173	VAL
30	DG	84	LYS
30	DG	126	ASP
34	DN	41	ALA
35	DO	26	LYS
36	DP	11	GLY
36	DP	47	ASP
36	DP	52	GLU
36	DP	70	GLN
39	DS	57	LYS
39	DS	62	LYS
40	DT	36	GLU
42	DV	2	PHE
45	DY	17	SER
45	DY	76	CYS
45	DY	96	ILE
46	DZ	78	LYS
46	DZ	165	VAL
46	DZ	177	PRO

*Continued on next page...*

*Continued from previous page...*

<b>Mol</b>	<b>Chain</b>	<b>Res</b>	<b>Type</b>
46	DZ	180	VAL
48	D1	9	GLY
49	D2	21	LEU
51	D4	44	CYS
55	D8	3	LYS
4	AB	103	THR
4	AB	133	LYS
5	AC	60	ALA
5	AC	81	GLY
5	AC	129	ALA
6	AD	40	PRO
7	AE	70	PRO
12	AJ	54	PHE
14	AL	27	LYS
15	AM	101	GLN
19	AQ	3	LYS
24	AX	136	GLU
27	BD	125	ILE
27	BD	256	GLY
29	BF	187	VAL
31	BH	39	PRO
31	BH	164	TYR
32	BI	30	LEU
36	BP	59	LEU
36	BP	61	ARG
39	BS	85	VAL
40	BT	22	PHE
41	BU	9	VAL
42	BV	16	PRO
42	BV	94	LEU
45	BY	55	TYR
45	BY	90	LEU
46	BZ	80	ARG
47	B0	15	ASP
48	B1	53	VAL
49	B2	21	LEU
50	B3	29	ARG
51	B4	37	PRO
52	B5	45	VAL
4	CB	133	LYS
5	CC	60	ALA
5	CC	81	GLY

*Continued on next page...*



*Continued from previous page...*

<b>Mol</b>	<b>Chain</b>	<b>Res</b>	<b>Type</b>
5	CC	129	ALA
6	CD	40	PRO
7	CE	70	PRO
12	CJ	54	PHE
14	CL	27	LYS
15	CM	101	GLN
19	CQ	3	LYS
24	CX	136	GLU
27	DD	125	ILE
29	DF	187	VAL
30	DG	76	SER
31	DH	39	PRO
31	DH	164	TYR
32	DI	30	LEU
36	DP	59	LEU
39	DS	85	VAL
40	DT	22	PHE
41	DU	9	VAL
42	DV	16	PRO
42	DV	80	GLN
42	DV	94	LEU
45	DY	55	TYR
45	DY	90	LEU
46	DZ	80	ARG
47	D0	15	ASP
48	D1	53	VAL
50	D3	29	ARG
51	D4	37	PRO
51	D4	54	LYS
52	D5	45	VAL
55	D8	59	LYS
4	AB	130	ARG
4	AB	198	ASP
4	AB	234	PRO
5	AC	145	GLY
11	AI	100	GLY
14	AL	70	PRO
16	AN	18	VAL
28	BE	98	PRO
28	BE	157	ALA
30	BG	76	SER
30	BG	88	ILE

*Continued on next page...*

*Continued from previous page...*

<b>Mol</b>	<b>Chain</b>	<b>Res</b>	<b>Type</b>
34	BN	106	LYS
34	BN	150	ASP
36	BP	33	ARG
37	BQ	8	LYS
37	BQ	136	ALA
42	BV	80	GLN
48	B1	52	ARG
49	B2	50	ILE
51	B4	54	LYS
55	B8	59	LYS
4	CB	130	ARG
4	CB	234	PRO
5	CC	145	GLY
11	CI	100	GLY
14	CL	70	PRO
16	CN	18	VAL
28	DE	98	PRO
30	DG	88	ILE
34	DN	106	LYS
34	DN	150	ASP
36	DP	33	ARG
37	DQ	8	LYS
37	DQ	136	ALA
38	DR	12	ARG
49	D2	50	ILE
8	AF	81	ILE
12	AJ	49	VAL
12	AJ	53	PRO
14	AL	44	PRO
14	AL	120	GLY
21	AS	11	VAL
24	AX	302	ILE
27	BD	238	GLY
12	CJ	49	VAL
12	CJ	53	PRO
14	CL	44	PRO
14	CL	120	GLY
21	CS	11	VAL
24	CX	302	ILE
27	DD	238	GLY
31	DH	117	PRO
4	AB	15	VAL

*Continued on next page...*

*Continued from previous page...*

<b>Mol</b>	<b>Chain</b>	<b>Res</b>	<b>Type</b>
24	AX	228	GLY
31	BH	117	PRO
32	BI	8	PRO
37	BQ	73	PRO
42	BV	48	GLY
46	BZ	71	VAL
47	B0	36	ILE
4	CB	15	VAL
8	CF	81	ILE
24	CX	228	GLY
32	DI	8	PRO
37	DQ	73	PRO
46	DZ	71	VAL
47	D0	36	ILE
6	AD	37	PRO
6	AD	197	PRO
9	AG	130	GLY
18	AP	63	GLY
20	AR	86	VAL
27	BD	113	VAL
32	BI	120	ILE
42	BV	17	GLY
6	CD	37	PRO
6	CD	197	PRO
9	CG	130	GLY
18	CP	63	GLY
20	CR	86	VAL
27	DD	113	VAL
32	DI	120	ILE
42	DV	48	GLY
6	AD	189	PRO
21	AS	42	PRO
6	CD	189	PRO
21	CS	42	PRO
42	DV	17	GLY
5	AC	51	GLY
10	AH	74	PRO
31	BH	36	PRO
6	CD	88	VAL
30	DG	42	GLY
31	DH	36	PRO

### 5.3.2 Protein sidechains [i](#)

In the following table, the Percentiles column shows the percent sidechain outliers of the chain as a percentile score with respect to all X-ray entries followed by that with respect to entries of similar resolution.

The Analysed column shows the number of residues for which the sidechain conformation was analysed, and the total number of residues.

Mol	Chain	Analysed	Rotameric	Outliers	Percentiles	
4	AB	202/220 (92%)	189 (94%)	13 (6%)	17	52
4	CB	202/220 (92%)	189 (94%)	13 (6%)	17	52
5	AC	160/188 (85%)	151 (94%)	9 (6%)	21	57
5	CC	160/188 (85%)	151 (94%)	9 (6%)	21	57
6	AD	180/181 (99%)	171 (95%)	9 (5%)	24	60
6	CD	180/181 (99%)	171 (95%)	9 (5%)	24	60
7	AE	116/123 (94%)	105 (90%)	11 (10%)	8	32
7	CE	116/123 (94%)	105 (90%)	11 (10%)	8	32
8	AF	90/90 (100%)	86 (96%)	4 (4%)	28	64
8	CF	90/90 (100%)	86 (96%)	4 (4%)	28	64
9	AG	126/127 (99%)	125 (99%)	1 (1%)	81	93
9	CG	126/127 (99%)	125 (99%)	1 (1%)	81	93
10	AH	119/119 (100%)	114 (96%)	5 (4%)	30	65
10	CH	119/119 (100%)	114 (96%)	5 (4%)	30	65
11	AI	98/99 (99%)	92 (94%)	6 (6%)	18	54
11	CI	98/99 (99%)	92 (94%)	6 (6%)	18	54
12	AJ	88/92 (96%)	80 (91%)	8 (9%)	9	34
12	CJ	88/92 (96%)	80 (91%)	8 (9%)	9	34
13	AK	90/99 (91%)	86 (96%)	4 (4%)	28	64
13	CK	90/99 (91%)	86 (96%)	4 (4%)	28	64
14	AL	104/110 (94%)	98 (94%)	6 (6%)	20	55
14	CL	104/110 (94%)	98 (94%)	6 (6%)	20	55
15	AM	94/101 (93%)	87 (93%)	7 (7%)	13	46
15	CM	94/101 (93%)	87 (93%)	7 (7%)	13	46
16	AN	49/50 (98%)	47 (96%)	2 (4%)	30	66
16	CN	49/50 (98%)	47 (96%)	2 (4%)	30	66

*Continued on next page...*

*Continued from previous page...*

Mol	Chain	Analysed	Rotameric	Outliers	Percentiles	
17	AO	79/80 (99%)	74 (94%)	5 (6%)	18	52
17	CO	79/80 (99%)	74 (94%)	5 (6%)	18	52
18	AP	72/74 (97%)	68 (94%)	4 (6%)	21	57
18	CP	72/74 (97%)	68 (94%)	4 (6%)	21	57
19	AQ	94/97 (97%)	91 (97%)	3 (3%)	39	71
19	CQ	94/97 (97%)	91 (97%)	3 (3%)	39	71
20	AR	61/77 (79%)	59 (97%)	2 (3%)	38	71
20	CR	61/77 (79%)	59 (97%)	2 (3%)	38	71
21	AS	69/80 (86%)	59 (86%)	10 (14%)	3	15
21	CS	69/80 (86%)	59 (86%)	10 (14%)	3	15
22	AT	76/82 (93%)	71 (93%)	5 (7%)	16	51
22	CT	76/82 (93%)	71 (93%)	5 (7%)	16	51
23	AU	19/22 (86%)	19 (100%)	0	100	100
23	CU	19/22 (86%)	19 (100%)	0	100	100
24	AX	299/299 (100%)	278 (93%)	21 (7%)	15	48
24	CX	299/299 (100%)	278 (93%)	21 (7%)	15	48
27	BD	213/218 (98%)	196 (92%)	17 (8%)	12	42
27	DD	213/218 (98%)	196 (92%)	17 (8%)	12	42
28	BE	165/166 (99%)	153 (93%)	12 (7%)	14	46
28	DE	165/166 (99%)	153 (93%)	12 (7%)	14	46
29	BF	161/166 (97%)	154 (96%)	7 (4%)	29	64
29	DF	161/166 (97%)	154 (96%)	7 (4%)	29	64
30	BG	155/156 (99%)	142 (92%)	13 (8%)	11	39
30	DG	155/156 (99%)	142 (92%)	13 (8%)	11	39
31	BH	132/148 (89%)	123 (93%)	9 (7%)	16	49
31	DH	132/148 (89%)	123 (93%)	9 (7%)	16	49
32	BI	122/124 (98%)	113 (93%)	9 (7%)	13	46
32	DI	122/124 (98%)	113 (93%)	9 (7%)	13	46
33	BJ	27/135 (20%)	26 (96%)	1 (4%)	34	68
33	DJ	27/135 (20%)	26 (96%)	1 (4%)	34	68
34	BN	116/139 (84%)	106 (91%)	10 (9%)	10	38

*Continued on next page...*

*Continued from previous page...*

Mol	Chain	Analysed	Rotameric	Outliers	Percentiles	
34	DN	116/139 (84%)	106 (91%)	10 (9%)	10	38
35	BO	100/100 (100%)	95 (95%)	5 (5%)	24	60
35	DO	100/100 (100%)	95 (95%)	5 (5%)	24	60
36	BP	112/116 (97%)	92 (82%)	20 (18%)	2	9
36	DP	112/116 (97%)	92 (82%)	20 (18%)	2	9
37	BQ	106/111 (96%)	95 (90%)	11 (10%)	7	28
37	DQ	106/111 (96%)	95 (90%)	11 (10%)	7	28
38	BR	100/101 (99%)	95 (95%)	5 (5%)	24	60
38	DR	100/101 (99%)	95 (95%)	5 (5%)	24	60
39	BS	77/88 (88%)	70 (91%)	7 (9%)	9	34
39	DS	77/88 (88%)	70 (91%)	7 (9%)	9	34
40	BT	121/128 (94%)	106 (88%)	15 (12%)	4	21
40	DT	121/128 (94%)	106 (88%)	15 (12%)	4	21
41	BU	93/94 (99%)	90 (97%)	3 (3%)	39	71
41	DU	93/94 (99%)	89 (96%)	4 (4%)	29	64
42	BV	82/82 (100%)	73 (89%)	9 (11%)	6	26
42	DV	82/82 (100%)	73 (89%)	9 (11%)	6	26
43	BW	91/92 (99%)	89 (98%)	2 (2%)	52	79
43	DW	91/92 (99%)	89 (98%)	2 (2%)	52	79
44	BX	74/78 (95%)	68 (92%)	6 (8%)	11	42
44	DX	74/78 (95%)	68 (92%)	6 (8%)	11	42
45	BY	84/91 (92%)	79 (94%)	5 (6%)	19	54
45	DY	84/91 (92%)	79 (94%)	5 (6%)	19	54
46	BZ	163/179 (91%)	160 (98%)	3 (2%)	59	82
46	DZ	163/179 (91%)	160 (98%)	3 (2%)	59	82
47	B0	61/67 (91%)	59 (97%)	2 (3%)	38	71
47	D0	61/67 (91%)	59 (97%)	2 (3%)	38	71
48	B1	73/83 (88%)	63 (86%)	10 (14%)	3	17
48	D1	73/83 (88%)	64 (88%)	9 (12%)	4	21
49	B2	67/67 (100%)	64 (96%)	3 (4%)	27	63
49	D2	67/67 (100%)	64 (96%)	3 (4%)	27	63

*Continued on next page...*

*Continued from previous page...*

Mol	Chain	Analysed	Rotameric	Outliers	Percentiles	
50	B3	51/52 (98%)	47 (92%)	4 (8%)	12	43
50	D3	51/52 (98%)	48 (94%)	3 (6%)	19	54
51	B4	27/84 (32%)	25 (93%)	2 (7%)	13	46
51	D4	27/84 (32%)	25 (93%)	2 (7%)	13	46
52	B5	45/52 (86%)	43 (96%)	2 (4%)	28	64
52	D5	45/52 (86%)	43 (96%)	2 (4%)	28	64
53	B6	43/52 (83%)	40 (93%)	3 (7%)	15	48
53	D6	43/52 (83%)	40 (93%)	3 (7%)	15	48
54	B7	41/42 (98%)	38 (93%)	3 (7%)	14	46
54	D7	41/42 (98%)	38 (93%)	3 (7%)	14	46
55	B8	53/55 (96%)	51 (96%)	2 (4%)	33	67
55	D8	53/55 (96%)	51 (96%)	2 (4%)	33	67
All	All	10080/10952 (92%)	9411 (93%)	669 (7%)	16	51

All (669) residues with a non-rotameric sidechain are listed below:

Mol	Chain	Res	Type
4	AB	27	LYS
4	AB	28	PHE
4	AB	39	ILE
4	AB	71	VAL
4	AB	75	LYS
4	AB	116	GLU
4	AB	117	GLU
4	AB	153	ARG
4	AB	154	LEU
4	AB	169	LYS
4	AB	178	ARG
4	AB	187	LEU
4	AB	221	LEU
5	AC	3	ASN
5	AC	5	ILE
5	AC	12	LEU
5	AC	27	LYS
5	AC	79	ARG
5	AC	91	LEU
5	AC	95	THR
5	AC	165	THR

*Continued on next page...*

*Continued from previous page...*

<b>Mol</b>	<b>Chain</b>	<b>Res</b>	<b>Type</b>
5	AC	196	LEU
6	AD	3	ARG
6	AD	11	LEU
6	AD	21	LEU
6	AD	119	GLN
6	AD	122	ARG
6	AD	135	LEU
6	AD	150	GLU
6	AD	166	LYS
6	AD	188	LEU
7	AE	8	GLU
7	AE	12	LEU
7	AE	16	THR
7	AE	20	GLN
7	AE	41	VAL
7	AE	47	LYS
7	AE	64	ARG
7	AE	73	ASN
7	AE	79	GLU
7	AE	137	GLU
7	AE	144	THR
8	AF	48	LEU
8	AF	83	ASP
8	AF	94	GLN
8	AF	100	ASN
9	AG	156	TRP
10	AH	1	MET
10	AH	25	ASP
10	AH	30	ARG
10	AH	102	ARG
10	AH	136	GLU
11	AI	10	ARG
11	AI	19	LEU
11	AI	95	LYS
11	AI	99	LEU
11	AI	104	ARG
11	AI	121	ARG
12	AJ	16	LEU
12	AJ	22	LYS
12	AJ	55	LYS
12	AJ	73	ASP
12	AJ	74	ILE

*Continued on next page...*



*Continued from previous page...*

<b>Mol</b>	<b>Chain</b>	<b>Res</b>	<b>Type</b>
12	AJ	80	LYS
12	AJ	92	THR
12	AJ	96	ILE
13	AK	26	ASN
13	AK	29	ILE
13	AK	92	GLU
13	AK	123	LYS
14	AL	19	LYS
14	AL	37	THR
14	AL	40	ARG
14	AL	41	THR
14	AL	52	ARG
14	AL	64	GLU
15	AM	58	GLU
15	AM	64	TRP
15	AM	87	TYR
15	AM	93	ARG
15	AM	106	ASN
15	AM	108	ARG
15	AM	115	LYS
16	AN	6	LEU
16	AN	26	ARG
17	AO	5	LYS
17	AO	17	ARG
17	AO	44	LYS
17	AO	82	ILE
17	AO	87	ILE
18	AP	27	LYS
18	AP	32	TYR
18	AP	80	PHE
18	AP	82	GLN
19	AQ	52	LYS
19	AQ	74	LEU
19	AQ	96	GLN
20	AR	42	ARG
20	AR	84	LYS
21	AS	5	LEU
21	AS	6	LYS
21	AS	7	LYS
21	AS	19	VAL
21	AS	27	GLU
21	AS	29	ARG

*Continued on next page...*

*Continued from previous page...*

<b>Mol</b>	<b>Chain</b>	<b>Res</b>	<b>Type</b>
21	AS	37	ARG
21	AS	44	MET
21	AS	53	ASN
21	AS	70	LYS
22	AT	26	ASN
22	AT	45	GLN
22	AT	62	LEU
22	AT	72	LEU
22	AT	93	GLU
24	AX	7	ARG
24	AX	8	LEU
24	AX	13	ARG
24	AX	38	TYR
24	AX	43	GLU
24	AX	150	THR
24	AX	152	LEU
24	AX	160	PHE
24	AX	163	ARG
24	AX	177	VAL
24	AX	187	GLU
24	AX	202	LEU
24	AX	230	GLN
24	AX	249	MET
24	AX	259	ILE
24	AX	269	LEU
24	AX	293	ILE
24	AX	297	GLU
24	AX	317	ILE
24	AX	332	LEU
24	AX	351	LEU
27	BD	5	LYS
27	BD	10	THR
27	BD	28	GLU
27	BD	33	LEU
27	BD	50	THR
27	BD	78	LYS
27	BD	95	LEU
27	BD	109	ASP
27	BD	111	LEU
27	BD	133	LEU
27	BD	150	LYS
27	BD	166	GLN

*Continued on next page...*

*Continued from previous page...*

<b>Mol</b>	<b>Chain</b>	<b>Res</b>	<b>Type</b>
27	BD	173	VAL
27	BD	192	THR
27	BD	242	ARG
27	BD	259	THR
27	BD	261	LYS
28	BE	4	ILE
28	BE	9	VAL
28	BE	19	ARG
28	BE	52	LEU
28	BE	57	LYS
28	BE	92	THR
28	BE	118	LYS
28	BE	119	ARG
28	BE	132	HIS
28	BE	137	HIS
28	BE	184	VAL
28	BE	195	LEU
29	BF	8	GLN
29	BF	9	ILE
29	BF	53	THR
29	BF	65	TRP
29	BF	95	ARG
29	BF	117	ARG
29	BF	164	ARG
30	BG	18	GLU
30	BG	33	ARG
30	BG	34	LEU
30	BG	47	LYS
30	BG	74	LYS
30	BG	86	MET
30	BG	90	LEU
30	BG	98	ARG
30	BG	107	LEU
30	BG	115	ARG
30	BG	133	LEU
30	BG	139	LEU
30	BG	155	MET
31	BH	13	LYS
31	BH	23	ARG
31	BH	43	VAL
31	BH	86	GLU
31	BH	101	ARG

*Continued on next page...*

*Continued from previous page...*

<b>Mol</b>	<b>Chain</b>	<b>Res</b>	<b>Type</b>
31	BH	105	LEU
31	BH	123	PHE
31	BH	158	HIS
31	BH	162	ILE
32	BI	5	LEU
32	BI	6	LEU
32	BI	66	GLU
32	BI	67	ARG
32	BI	73	GLU
32	BI	77	LEU
32	BI	92	VAL
32	BI	107	ILE
32	BI	109	ILE
33	BJ	17	LEU
34	BN	57	LEU
34	BN	64	ASP
34	BN	71	MET
34	BN	94	ILE
34	BN	116	THR
34	BN	120	ARG
34	BN	122	LEU
34	BN	146	TYR
34	BN	150	ASP
34	BN	161	LEU
35	BO	19	ILE
35	BO	25	LEU
35	BO	77	ILE
35	BO	87	ILE
35	BO	104	ARG
36	BP	13	ASN
36	BP	15	ARG
36	BP	32	THR
36	BP	35	HIS
36	BP	49	ARG
36	BP	50	ARG
36	BP	57	THR
36	BP	61	ARG
36	BP	62	LEU
36	BP	67	MET
36	BP	70	GLN
36	BP	83	VAL
36	BP	85	LEU

*Continued on next page...*

*Continued from previous page...*

<b>Mol</b>	<b>Chain</b>	<b>Res</b>	<b>Type</b>
36	BP	105	LEU
36	BP	106	LEU
36	BP	111	ARG
36	BP	135	LEU
36	BP	147	LEU
36	BP	148	LEU
36	BP	149	GLU
37	BQ	6	ARG
37	BQ	13	GLN
37	BQ	14	ARG
37	BQ	22	LYS
37	BQ	29	PHE
37	BQ	45	GLN
37	BQ	55	VAL
37	BQ	60	ARG
37	BQ	80	GLU
37	BQ	89	ASN
37	BQ	135	ASP
38	BR	9	LYS
38	BR	10	LEU
38	BR	71	GLN
38	BR	79	LEU
38	BR	104	ARG
39	BS	18	ILE
39	BS	26	LEU
39	BS	30	ARG
39	BS	42	ASP
39	BS	44	LYS
39	BS	61	ASN
39	BS	93	LYS
40	BT	22	PHE
40	BT	28	VAL
40	BT	41	ARG
40	BT	58	ASN
40	BT	59	THR
40	BT	68	TYR
40	BT	86	ILE
40	BT	89	VAL
40	BT	95	ARG
40	BT	96	ARG
40	BT	98	LYS
40	BT	99	LEU

*Continued on next page...*

*Continued from previous page...*

<b>Mol</b>	<b>Chain</b>	<b>Res</b>	<b>Type</b>
40	BT	108	ARG
40	BT	112	ARG
40	BT	113	LYS
41	BU	32	PHE
41	BU	79	PHE
41	BU	92	ARG
42	BV	11	GLN
42	BV	12	TYR
42	BV	13	ARG
42	BV	18	LEU
42	BV	25	LEU
42	BV	37	VAL
42	BV	80	GLN
42	BV	98	GLU
42	BV	99	ILE
43	BW	11	ARG
43	BW	95	ILE
44	BX	28	PHE
44	BX	55	ASN
44	BX	65	ARG
44	BX	68	ARG
44	BX	75	ASP
44	BX	81	VAL
45	BY	4	LYS
45	BY	6	HIS
45	BY	8	LYS
45	BY	31	LEU
45	BY	76	CYS
46	BZ	70	LEU
46	BZ	72	ARG
46	BZ	76	LEU
47	B0	25	ARG
47	B0	84	LEU
48	B1	18	ILE
48	B1	20	ARG
48	B1	40	ARG
48	B1	45	ASN
48	B1	46	LEU
48	B1	73	LEU
48	B1	75	GLU
48	B1	76	ARG
48	B1	82	LEU

*Continued on next page...*

*Continued from previous page...*

<b>Mol</b>	<b>Chain</b>	<b>Res</b>	<b>Type</b>
48	B1	95	LEU
49	B2	2	LYS
49	B2	37	PHE
49	B2	56	GLN
50	B3	1	MET
50	B3	10	LYS
50	B3	29	ARG
50	B3	46	ASN
51	B4	49	GLU
51	B4	65	CYS
52	B5	3	LYS
52	B5	51	TYR
53	B6	11	LEU
53	B6	30	THR
53	B6	34	LEU
54	B7	4	THR
54	B7	8	ASN
54	B7	24	THR
55	B8	33	ASN
55	B8	48	PHE
4	CB	27	LYS
4	CB	28	PHE
4	CB	39	ILE
4	CB	71	VAL
4	CB	75	LYS
4	CB	116	GLU
4	CB	117	GLU
4	CB	153	ARG
4	CB	154	LEU
4	CB	169	LYS
4	CB	178	ARG
4	CB	187	LEU
4	CB	221	LEU
5	CC	3	ASN
5	CC	5	ILE
5	CC	12	LEU
5	CC	27	LYS
5	CC	79	ARG
5	CC	91	LEU
5	CC	95	THR
5	CC	165	THR
5	CC	196	LEU

*Continued on next page...*

*Continued from previous page...*

<b>Mol</b>	<b>Chain</b>	<b>Res</b>	<b>Type</b>
6	CD	3	ARG
6	CD	11	LEU
6	CD	21	LEU
6	CD	119	GLN
6	CD	122	ARG
6	CD	135	LEU
6	CD	150	GLU
6	CD	166	LYS
6	CD	188	LEU
7	CE	8	GLU
7	CE	12	LEU
7	CE	16	THR
7	CE	20	GLN
7	CE	41	VAL
7	CE	47	LYS
7	CE	64	ARG
7	CE	73	ASN
7	CE	79	GLU
7	CE	137	GLU
7	CE	144	THR
8	CF	48	LEU
8	CF	83	ASP
8	CF	94	GLN
8	CF	100	ASN
9	CG	156	TRP
10	CH	1	MET
10	CH	25	ASP
10	CH	30	ARG
10	CH	102	ARG
10	CH	136	GLU
11	CI	10	ARG
11	CI	19	LEU
11	CI	95	LYS
11	CI	99	LEU
11	CI	104	ARG
11	CI	121	ARG
12	CJ	16	LEU
12	CJ	22	LYS
12	CJ	55	LYS
12	CJ	73	ASP
12	CJ	74	ILE
12	CJ	80	LYS

*Continued on next page...*



*Continued from previous page...*

<b>Mol</b>	<b>Chain</b>	<b>Res</b>	<b>Type</b>
12	CJ	92	THR
12	CJ	96	ILE
13	CK	26	ASN
13	CK	29	ILE
13	CK	92	GLU
13	CK	123	LYS
14	CL	19	LYS
14	CL	37	THR
14	CL	40	ARG
14	CL	41	THR
14	CL	52	ARG
14	CL	64	GLU
15	CM	58	GLU
15	CM	64	TRP
15	CM	87	TYR
15	CM	93	ARG
15	CM	106	ASN
15	CM	108	ARG
15	CM	115	LYS
16	CN	6	LEU
16	CN	26	ARG
17	CO	5	LYS
17	CO	17	ARG
17	CO	44	LYS
17	CO	82	ILE
17	CO	87	ILE
18	CP	27	LYS
18	CP	32	TYR
18	CP	80	PHE
18	CP	82	GLN
19	CQ	52	LYS
19	CQ	74	LEU
19	CQ	96	GLN
20	CR	42	ARG
20	CR	84	LYS
21	CS	5	LEU
21	CS	6	LYS
21	CS	7	LYS
21	CS	19	VAL
21	CS	27	GLU
21	CS	29	ARG
21	CS	37	ARG

*Continued on next page...*

*Continued from previous page...*

<b>Mol</b>	<b>Chain</b>	<b>Res</b>	<b>Type</b>
21	CS	44	MET
21	CS	53	ASN
21	CS	70	LYS
22	CT	26	ASN
22	CT	45	GLN
22	CT	62	LEU
22	CT	72	LEU
22	CT	93	GLU
24	CX	7	ARG
24	CX	8	LEU
24	CX	13	ARG
24	CX	38	TYR
24	CX	43	GLU
24	CX	150	THR
24	CX	152	LEU
24	CX	160	PHE
24	CX	163	ARG
24	CX	177	VAL
24	CX	187	GLU
24	CX	202	LEU
24	CX	230	GLN
24	CX	249	MET
24	CX	259	ILE
24	CX	269	LEU
24	CX	293	ILE
24	CX	297	GLU
24	CX	317	ILE
24	CX	332	LEU
24	CX	351	LEU
27	DD	5	LYS
27	DD	10	THR
27	DD	28	GLU
27	DD	33	LEU
27	DD	50	THR
27	DD	78	LYS
27	DD	95	LEU
27	DD	109	ASP
27	DD	111	LEU
27	DD	133	LEU
27	DD	150	LYS
27	DD	166	GLN
27	DD	173	VAL

*Continued on next page...*

*Continued from previous page...*

<b>Mol</b>	<b>Chain</b>	<b>Res</b>	<b>Type</b>
27	DD	192	THR
27	DD	242	ARG
27	DD	259	THR
27	DD	261	LYS
28	DE	4	ILE
28	DE	9	VAL
28	DE	19	ARG
28	DE	52	LEU
28	DE	57	LYS
28	DE	92	THR
28	DE	118	LYS
28	DE	119	ARG
28	DE	132	HIS
28	DE	137	HIS
28	DE	184	VAL
28	DE	195	LEU
29	DF	8	GLN
29	DF	9	ILE
29	DF	53	THR
29	DF	65	TRP
29	DF	95	ARG
29	DF	117	ARG
29	DF	164	ARG
30	DG	18	GLU
30	DG	33	ARG
30	DG	34	LEU
30	DG	47	LYS
30	DG	74	LYS
30	DG	86	MET
30	DG	90	LEU
30	DG	98	ARG
30	DG	107	LEU
30	DG	115	ARG
30	DG	133	LEU
30	DG	139	LEU
30	DG	155	MET
31	DH	13	LYS
31	DH	23	ARG
31	DH	43	VAL
31	DH	86	GLU
31	DH	101	ARG
31	DH	105	LEU

*Continued on next page...*

*Continued from previous page...*

<b>Mol</b>	<b>Chain</b>	<b>Res</b>	<b>Type</b>
31	DH	123	PHE
31	DH	158	HIS
31	DH	162	ILE
32	DI	5	LEU
32	DI	6	LEU
32	DI	66	GLU
32	DI	67	ARG
32	DI	73	GLU
32	DI	77	LEU
32	DI	92	VAL
32	DI	107	ILE
32	DI	109	ILE
33	DJ	17	LEU
34	DN	57	LEU
34	DN	64	ASP
34	DN	71	MET
34	DN	94	ILE
34	DN	116	THR
34	DN	120	ARG
34	DN	122	LEU
34	DN	146	TYR
34	DN	150	ASP
34	DN	161	LEU
35	DO	19	ILE
35	DO	25	LEU
35	DO	77	ILE
35	DO	87	ILE
35	DO	104	ARG
36	DP	13	ASN
36	DP	15	ARG
36	DP	32	THR
36	DP	35	HIS
36	DP	49	ARG
36	DP	50	ARG
36	DP	57	THR
36	DP	61	ARG
36	DP	62	LEU
36	DP	67	MET
36	DP	70	GLN
36	DP	83	VAL
36	DP	85	LEU
36	DP	105	LEU

*Continued on next page...*

*Continued from previous page...*

<b>Mol</b>	<b>Chain</b>	<b>Res</b>	<b>Type</b>
36	DP	106	LEU
36	DP	111	ARG
36	DP	135	LEU
36	DP	147	LEU
36	DP	148	LEU
36	DP	149	GLU
37	DQ	6	ARG
37	DQ	13	GLN
37	DQ	14	ARG
37	DQ	22	LYS
37	DQ	29	PHE
37	DQ	45	GLN
37	DQ	55	VAL
37	DQ	60	ARG
37	DQ	80	GLU
37	DQ	89	ASN
37	DQ	135	ASP
38	DR	9	LYS
38	DR	10	LEU
38	DR	71	GLN
38	DR	79	LEU
38	DR	104	ARG
39	DS	18	ILE
39	DS	26	LEU
39	DS	30	ARG
39	DS	42	ASP
39	DS	44	LYS
39	DS	61	ASN
39	DS	93	LYS
40	DT	22	PHE
40	DT	28	VAL
40	DT	41	ARG
40	DT	58	ASN
40	DT	59	THR
40	DT	68	TYR
40	DT	86	ILE
40	DT	89	VAL
40	DT	95	ARG
40	DT	96	ARG
40	DT	98	LYS
40	DT	99	LEU
40	DT	108	ARG

*Continued on next page...*

*Continued from previous page...*

<b>Mol</b>	<b>Chain</b>	<b>Res</b>	<b>Type</b>
40	DT	112	ARG
40	DT	113	LYS
41	DU	31	SER
41	DU	32	PHE
41	DU	79	PHE
41	DU	92	ARG
42	DV	11	GLN
42	DV	12	TYR
42	DV	13	ARG
42	DV	18	LEU
42	DV	25	LEU
42	DV	37	VAL
42	DV	80	GLN
42	DV	98	GLU
42	DV	99	ILE
43	DW	11	ARG
43	DW	95	ILE
44	DX	28	PHE
44	DX	55	ASN
44	DX	65	ARG
44	DX	68	ARG
44	DX	75	ASP
44	DX	81	VAL
45	DY	4	LYS
45	DY	6	HIS
45	DY	8	LYS
45	DY	31	LEU
45	DY	76	CYS
46	DZ	70	LEU
46	DZ	72	ARG
46	DZ	76	LEU
47	D0	25	ARG
47	D0	84	LEU
48	D1	18	ILE
48	D1	20	ARG
48	D1	40	ARG
48	D1	45	ASN
48	D1	46	LEU
48	D1	73	LEU
48	D1	76	ARG
48	D1	82	LEU
48	D1	95	LEU

*Continued on next page...*

*Continued from previous page...*

<b>Mol</b>	<b>Chain</b>	<b>Res</b>	<b>Type</b>
49	D2	2	LYS
49	D2	37	PHE
49	D2	56	GLN
50	D3	10	LYS
50	D3	29	ARG
50	D3	46	ASN
51	D4	49	GLU
51	D4	65	CYS
52	D5	3	LYS
52	D5	51	TYR
53	D6	11	LEU
53	D6	30	THR
53	D6	34	LEU
54	D7	4	THR
54	D7	8	ASN
54	D7	24	THR
55	D8	33	ASN
55	D8	48	PHE

Sometimes sidechains can be flipped to improve hydrogen bonding and reduce clashes. All (231) such sidechains are listed below:

<b>Mol</b>	<b>Chain</b>	<b>Res</b>	<b>Type</b>
4	AB	19	HIS
4	AB	25	ASN
4	AB	37	ASN
4	AB	40	HIS
4	AB	146	GLN
4	AB	212	GLN
5	AC	28	GLN
5	AC	31	HIS
5	AC	37	GLN
5	AC	170	GLN
6	AD	116	GLN
6	AD	119	GLN
7	AE	20	GLN
7	AE	73	ASN
7	AE	78	HIS
8	AF	27	GLN
8	AF	32	ASN
8	AF	100	ASN
9	AG	84	ASN
9	AG	106	GLN

*Continued on next page...*

*Continued from previous page...*

<b>Mol</b>	<b>Chain</b>	<b>Res</b>	<b>Type</b>
10	AH	78	GLN
10	AH	82	HIS
11	AI	23	ASN
11	AI	73	GLN
12	AJ	13	HIS
12	AJ	62	HIS
12	AJ	78	ASN
13	AK	38	ASN
13	AK	117	ASN
14	AL	7	ASN
14	AL	48	ASN
14	AL	74	HIS
15	AM	101	GLN
17	AO	37	ASN
17	AO	46	HIS
18	AP	16	HIS
18	AP	82	GLN
22	AT	26	ASN
24	AX	32	GLN
24	AX	181	GLN
24	AX	230	GLN
24	AX	261	ASN
24	AX	315	HIS
27	BD	44	ASN
27	BD	58	HIS
27	BD	87	ASN
27	BD	126	GLN
27	BD	166	GLN
27	BD	186	HIS
28	BE	60	ASN
28	BE	66	HIS
28	BE	169	ASN
28	BE	192	ASN
29	BF	67	GLN
29	BF	75	HIS
29	BF	203	GLN
30	BG	108	ASN
30	BG	121	ASN
30	BG	132	ASN
31	BH	143	GLN
31	BH	147	ASN
31	BH	158	HIS

*Continued on next page...*



*Continued from previous page...*

<b>Mol</b>	<b>Chain</b>	<b>Res</b>	<b>Type</b>
32	BI	133	HIS
33	BJ	3	ASN
33	BJ	6	ASN
33	BJ	21	GLN
34	BN	79	ASN
34	BN	154	GLN
36	BP	13	ASN
36	BP	38	GLN
36	BP	81	GLN
37	BQ	13	GLN
37	BQ	45	GLN
37	BQ	123	HIS
38	BR	16	HIS
38	BR	53	HIS
38	BR	61	HIS
38	BR	71	GLN
38	BR	91	GLN
39	BS	61	ASN
40	BT	43	GLN
40	BT	58	ASN
40	BT	79	HIS
40	BT	84	GLN
40	BT	90	GLN
41	BU	44	ASN
41	BU	49	HIS
41	BU	75	ASN
42	BV	80	GLN
43	BW	34	ASN
43	BW	57	ASN
43	BW	102	HIS
44	BX	31	HIS
44	BX	41	ASN
44	BX	55	ASN
44	BX	87	GLN
46	BZ	34	ASN
46	BZ	55	HIS
46	BZ	118	GLN
47	B0	35	ASN
47	B0	50	ASN
47	B0	70	GLN
48	B1	19	GLN
48	B1	45	ASN

*Continued on next page...*

*Continued from previous page...*

<b>Mol</b>	<b>Chain</b>	<b>Res</b>	<b>Type</b>
48	B1	56	GLN
48	B1	66	HIS
49	B2	47	ASN
50	B3	19	GLN
50	B3	46	ASN
51	B4	46	ASN
52	B5	43	HIS
53	B6	29	ASN
53	B6	46	HIS
54	B7	8	ASN
54	B7	36	GLN
55	B8	33	ASN
4	CB	19	HIS
4	CB	25	ASN
4	CB	37	ASN
4	CB	40	HIS
4	CB	146	GLN
4	CB	212	GLN
5	CC	28	GLN
5	CC	31	HIS
5	CC	37	GLN
5	CC	170	GLN
6	CD	116	GLN
6	CD	119	GLN
7	CE	20	GLN
7	CE	73	ASN
7	CE	78	HIS
8	CF	27	GLN
8	CF	32	ASN
8	CF	100	ASN
9	CG	84	ASN
9	CG	106	GLN
10	CH	78	GLN
10	CH	82	HIS
11	CI	23	ASN
11	CI	73	GLN
12	CJ	13	HIS
12	CJ	62	HIS
12	CJ	78	ASN
13	CK	38	ASN
13	CK	117	ASN
14	CL	7	ASN

*Continued on next page...*

*Continued from previous page...*

<b>Mol</b>	<b>Chain</b>	<b>Res</b>	<b>Type</b>
14	CL	48	ASN
14	CL	74	HIS
15	CM	101	GLN
17	CO	37	ASN
17	CO	46	HIS
18	CP	16	HIS
18	CP	82	GLN
22	CT	26	ASN
24	CX	32	GLN
24	CX	181	GLN
24	CX	230	GLN
24	CX	261	ASN
24	CX	315	HIS
27	DD	44	ASN
27	DD	58	HIS
27	DD	87	ASN
27	DD	116	GLN
27	DD	126	GLN
27	DD	166	GLN
27	DD	186	HIS
28	DE	60	ASN
28	DE	66	HIS
28	DE	169	ASN
28	DE	192	ASN
29	DF	67	GLN
29	DF	75	HIS
29	DF	203	GLN
30	DG	108	ASN
30	DG	121	ASN
30	DG	132	ASN
31	DH	143	GLN
31	DH	147	ASN
31	DH	158	HIS
32	DI	133	HIS
33	DJ	3	ASN
33	DJ	6	ASN
33	DJ	21	GLN
34	DN	79	ASN
34	DN	154	GLN
36	DP	13	ASN
36	DP	38	GLN
36	DP	81	GLN

*Continued on next page...*

*Continued from previous page...*

<b>Mol</b>	<b>Chain</b>	<b>Res</b>	<b>Type</b>
37	DQ	13	GLN
37	DQ	45	GLN
37	DQ	123	HIS
37	DQ	141	GLN
38	DR	16	HIS
38	DR	53	HIS
38	DR	61	HIS
38	DR	71	GLN
38	DR	91	GLN
39	DS	61	ASN
40	DT	43	GLN
40	DT	79	HIS
40	DT	84	GLN
40	DT	90	GLN
41	DU	44	ASN
41	DU	49	HIS
41	DU	75	ASN
43	DW	34	ASN
43	DW	57	ASN
43	DW	102	HIS
44	DX	31	HIS
44	DX	41	ASN
44	DX	55	ASN
44	DX	87	GLN
46	DZ	34	ASN
46	DZ	55	HIS
46	DZ	118	GLN
47	D0	35	ASN
47	D0	50	ASN
47	D0	70	GLN
48	D1	19	GLN
48	D1	45	ASN
48	D1	56	GLN
48	D1	66	HIS
49	D2	47	ASN
50	D3	19	GLN
50	D3	46	ASN
52	D5	43	HIS
53	D6	29	ASN
53	D6	46	HIS
54	D7	8	ASN
54	D7	36	GLN

*Continued on next page...*

*Continued from previous page...*

Mol	Chain	Res	Type
55	D8	33	ASN

### 5.3.3 RNA [i](#)

Mol	Chain	Analysed	Backbone Outliers	Pucker Outliers
1	AA	1503/1525 (98%)	211 (14%)	56 (3%)
1	CA	1503/1525 (98%)	211 (14%)	56 (3%)
2	AY	76/77 (98%)	11 (14%)	2 (2%)
2	AZ	76/77 (98%)	8 (10%)	1 (1%)
2	CY	76/77 (98%)	11 (14%)	2 (2%)
2	CZ	76/77 (98%)	8 (10%)	1 (1%)
25	BA	2878/2894 (99%)	448 (15%)	101 (3%)
25	DA	2878/2894 (99%)	445 (15%)	102 (3%)
26	BB	118/124 (95%)	12 (10%)	1 (0%)
26	DB	118/124 (95%)	12 (10%)	1 (0%)
3	AV	11/27 (40%)	2 (18%)	1 (9%)
3	CV	11/27 (40%)	2 (18%)	1 (9%)
All	All	9324/9448 (98%)	1381 (14%)	325 (3%)

All (1381) RNA backbone outliers are listed below:

Mol	Chain	Res	Type
1	AA	6	G
1	AA	9	G
1	AA	31	G
1	AA	39	G
1	AA	47	C
1	AA	48	C
1	AA	50	A
1	AA	51	A
1	AA	61	G
1	AA	115	G
1	AA	116	A
1	AA	120	A
1	AA	121	C
1	AA	131	C
1	AA	150	C
1	AA	163	C
1	AA	169	C
1	AA	182	U
1	AA	190	G

*Continued on next page...*

*Continued from previous page...*

<b>Mol</b>	<b>Chain</b>	<b>Res</b>	<b>Type</b>
1	AA	191(A)	G
1	AA	195	A
1	AA	210	U
1	AA	244	U
1	AA	245	C
1	AA	247	G
1	AA	251	G
1	AA	266	G
1	AA	267	C
1	AA	280	C
1	AA	281	G
1	AA	289	G
1	AA	328	C
1	AA	329	A
1	AA	332	G
1	AA	345	C
1	AA	346	G
1	AA	352	C
1	AA	353	A
1	AA	354	G
1	AA	358	U
1	AA	359	U
1	AA	367	U
1	AA	372	C
1	AA	373	A
1	AA	384	G
1	AA	389	A
1	AA	397	A
1	AA	398	C
1	AA	406	G
1	AA	412	A
1	AA	413	G
1	AA	414	A
1	AA	422	C
1	AA	423	G
1	AA	429	U
1	AA	430	A
1	AA	439	A
1	AA	452	A
1	AA	484	G
1	AA	485	G
1	AA	496	A

*Continued on next page...*

*Continued from previous page...*

<b>Mol</b>	<b>Chain</b>	<b>Res</b>	<b>Type</b>
1	AA	497	U
1	AA	509	A
1	AA	510	A
1	AA	511	C
1	AA	512	U
1	AA	518	C
1	AA	524	G
1	AA	527	G
1	AA	531	U
1	AA	532	A
1	AA	533	A
1	AA	534	U
1	AA	535	A
1	AA	547	A
1	AA	559	A
1	AA	561	U
1	AA	562	C
1	AA	572	A
1	AA	573	A
1	AA	575	G
1	AA	576	G
1	AA	577	G
1	AA	596	C
1	AA	607	A
1	AA	653	A
1	AA	661	G
1	AA	665	A
1	AA	687	A
1	AA	688	G
1	AA	703	G
1	AA	731	G
1	AA	749	C
1	AA	755	G
1	AA	793	U
1	AA	815	A
1	AA	816	A
1	AA	817	C
1	AA	819	A
1	AA	828	A
1	AA	833	U
1	AA	841	U
1	AA	842	C

*Continued on next page...*

*Continued from previous page...*

<b>Mol</b>	<b>Chain</b>	<b>Res</b>	<b>Type</b>
1	AA	843	U
1	AA	848	C
1	AA	855	G
1	AA	859	A
1	AA	873	A
1	AA	902	G
1	AA	914	A
1	AA	926	G
1	AA	927	G
1	AA	934	C
1	AA	935	A
1	AA	960	U
1	AA	961	U
1	AA	968	A
1	AA	969	A
1	AA	971	G
1	AA	974	A
1	AA	976	G
1	AA	977	A
1	AA	978	A
1	AA	980	C
1	AA	984	C
1	AA	992	U
1	AA	993	G
1	AA	1004	A
1	AA	1050	G
1	AA	1054	C
1	AA	1064	G
1	AA	1065	U
1	AA	1066	C
1	AA	1068	G
1	AA	1094	G
1	AA	1095	U
1	AA	1101	A
1	AA	1117	G
1	AA	1118	C
1	AA	1124	G
1	AA	1125	U
1	AA	1126	U
1	AA	1129	C
1	AA	1130	A
1	AA	1131	G

*Continued on next page...*



*Continued from previous page...*

<b>Mol</b>	<b>Chain</b>	<b>Res</b>	<b>Type</b>
1	AA	1136	U
1	AA	1137	C
1	AA	1138	G
1	AA	1139	G
1	AA	1140	C
1	AA	1146	A
1	AA	1159	U
1	AA	1171	G
1	AA	1196	U
1	AA	1197	G
1	AA	1202	G
1	AA	1212	U
1	AA	1213	A
1	AA	1225	A
1	AA	1238	A
1	AA	1239	A
1	AA	1256	A
1	AA	1257	U
1	AA	1258	G
1	AA	1280	A
1	AA	1281	U
1	AA	1282	C
1	AA	1285	A
1	AA	1286	A
1	AA	1287	A
1	AA	1294	G
1	AA	1297	C
1	AA	1300	G
1	AA	1301	U
1	AA	1302	U
1	AA	1303	C
1	AA	1305	G
1	AA	1317	C
1	AA	1320	C
1	AA	1322	C
1	AA	1323	G
1	AA	1331	G
1	AA	1338	G
1	AA	1347	G
1	AA	136(B)	C
1	AA	1363	A
1	AA	1364	U

*Continued on next page...*

*Continued from previous page...*

<b>Mol</b>	<b>Chain</b>	<b>Res</b>	<b>Type</b>
1	AA	1365	G
1	AA	1378	C
1	AA	1401	G
1	AA	1419	G
1	AA	1443	G
1	AA	1446	A
1	AA	1451	A
1	AA	1452	C
1	AA	1453	G
1	AA	1492	A
1	AA	1497	G
1	AA	1499	A
1	AA	1502	A
1	AA	1503	A
1	AA	1504	G
1	AA	1505	G
1	AA	1506	U
1	AA	1507	A
1	AA	1508	G
1	AA	1517	G
1	AA	1520	G
1	AA	1528	U
1	AA	1529	G
1	AA	1530	G
2	AZ	5	G
2	AZ	17(A)	U
2	AZ	18	G
2	AZ	19	G
2	AZ	20	U
2	AZ	47	U
2	AZ	48	C
2	AZ	61	C
3	AV	22	A
3	AV	23	A
2	AY	8	U
2	AY	17(A)	U
2	AY	18	G
2	AY	19	G
2	AY	20	U
2	AY	21	A
2	AY	22	G
2	AY	47	U

*Continued on next page...*

*Continued from previous page...*

<b>Mol</b>	<b>Chain</b>	<b>Res</b>	<b>Type</b>
2	AY	48	C
2	AY	49	G
2	AY	76	A
25	BA	10	G
25	BA	34	C
25	BA	35	G
25	BA	46	C
25	BA	63	U
25	BA	64	A
25	BA	72	U
25	BA	73	A
25	BA	74	A
25	BA	75	G
25	BA	84	A
25	BA	85	G
25	BA	88	G
25	BA	98	G
25	BA	99	U
25	BA	101	G
25	BA	102	G
25	BA	118	A
25	BA	120	U
25	BA	138	G
25	BA	140	A
25	BA	162	U
25	BA	181	A
25	BA	196	A
25	BA	197	A
25	BA	199	A
25	BA	200	U
25	BA	204	A
25	BA	205	G
25	BA	216	A
25	BA	221	A
25	BA	222	A
25	BA	227	A
25	BA	228	A
25	BA	229	A
25	BA	230	U
25	BA	248	G
25	BA	252	G
25	BA	269	U

*Continued on next page...*

*Continued from previous page...*

<b>Mol</b>	<b>Chain</b>	<b>Res</b>	<b>Type</b>
25	BA	270(K)	G
25	BA	270(M)	U
25	BA	270(N)	U
25	BA	270(O)	G
25	BA	270(P)	U
25	BA	270(Q)	C
25	BA	270(R)	C
25	BA	270(T)	G
25	BA	271(D)	U
25	BA	271	G
25	BA	274	G
25	BA	275	G
25	BA	276	A
25	BA	277	C
25	BA	278	A
25	BA	279	C
25	BA	283	A
25	BA	284	U
25	BA	302	C
25	BA	323	G
25	BA	324	A
25	BA	329	G
25	BA	330	A
25	BA	331	A
25	BA	332	A
25	BA	333	G
25	BA	352	G
25	BA	353	G
25	BA	364	C
25	BA	386	G
25	BA	388	G
25	BA	396	G
25	BA	405	U
25	BA	411	G
25	BA	444	C
25	BA	455	C
25	BA	457	A
25	BA	458	G
25	BA	470	A
25	BA	473	G
25	BA	480	A
25	BA	481	G

*Continued on next page...*

*Continued from previous page...*

<b>Mol</b>	<b>Chain</b>	<b>Res</b>	<b>Type</b>
25	BA	505	A
25	BA	508	G
25	BA	509	C
25	BA	512	G
25	BA	530	G
25	BA	531	C
25	BA	532	A
25	BA	533	G
25	BA	556	G
25	BA	562	U
25	BA	563	G
25	BA	572	A
25	BA	573	G
25	BA	575	A
25	BA	603	A
25	BA	616	A
25	BA	617	G
25	BA	620	G
25	BA	621	A
25	BA	627	A
25	BA	637	A
25	BA	645	C
25	BA	646	A
25	BA	652	U
25	BA	653	C
25	BA	656	G
25	BA	657	U
25	BA	668	G
25	BA	671	C
25	BA	676	A
25	BA	686	G
25	BA	695	G
25	BA	717	G
25	BA	730	C
25	BA	746	A
25	BA	747	U
25	BA	765	G
25	BA	776	G
25	BA	782	A
25	BA	784	A
25	BA	785	G
25	BA	789	A

*Continued on next page...*

*Continued from previous page...*

<b>Mol</b>	<b>Chain</b>	<b>Res</b>	<b>Type</b>
25	BA	792	G
25	BA	800	A
25	BA	805	G
25	BA	812	C
25	BA	819	A
25	BA	827	U
25	BA	828	U
25	BA	830	G
25	BA	845	G
25	BA	846	C
25	BA	859	G
25	BA	866	A
25	BA	886	C
25	BA	890	A
25	BA	896	A
25	BA	897	C
25	BA	907	U
25	BA	910	A
25	BA	917	A
25	BA	932	G
25	BA	933	A
25	BA	941	A
25	BA	945	A
25	BA	946	G
25	BA	959	A
25	BA	961	C
25	BA	973	A
25	BA	974(A)	G
25	BA	974(B)	C
25	BA	983	A
25	BA	990	A
25	BA	996	A
25	BA	999	U
25	BA	1008	C
25	BA	1009	A
25	BA	1011	G
25	BA	1012	U
25	BA	1013	C
25	BA	1022	G
25	BA	1023	U
25	BA	1025	G
25	BA	1026	U

*Continued on next page...*

*Continued from previous page...*

<b>Mol</b>	<b>Chain</b>	<b>Res</b>	<b>Type</b>
25	BA	1033	U
25	BA	1047	G
25	BA	1057	A
25	BA	1060	U
25	BA	1061	U
25	BA	1062	G
25	BA	1069	A
25	BA	1070	A
25	BA	1071	G
25	BA	1072	C
25	BA	1078	U
25	BA	1079	C
25	BA	1088	A
25	BA	1090	U
25	BA	1112	G
25	BA	1129	A
25	BA	1130	U
25	BA	1131	G
25	BA	1132	A
25	BA	1135	C
25	BA	1136	G
25	BA	1139	G
25	BA	1142	U
25	BA	114(B)	A
25	BA	1143	A
25	BA	1155	A
25	BA	1174	A
25	BA	1175	U
25	BA	1177	A
25	BA	1190	G
25	BA	1204	A
25	BA	1205	U
25	BA	1210	A
25	BA	1211	U
25	BA	1212	G
25	BA	1221	C
25	BA	1247	A
25	BA	1248	G
25	BA	1253	A
25	BA	1254	A
25	BA	1256	G
25	BA	1265	A

*Continued on next page...*

*Continued from previous page...*

<b>Mol</b>	<b>Chain</b>	<b>Res</b>	<b>Type</b>
25	BA	1271	G
25	BA	1272	A
25	BA	1274	A
25	BA	1286	A
25	BA	1300	U
25	BA	1301	A
25	BA	1302	A
25	BA	1311	G
25	BA	1312	U
25	BA	1314	C
25	BA	1325	G
25	BA	1329	U
25	BA	1332	G
25	BA	1349	A
25	BA	1359	A
25	BA	1360	A
25	BA	1368	G
25	BA	1379	A
25	BA	1380	G
25	BA	1384	A
25	BA	1385	G
25	BA	1386	C
25	BA	1395	A
25	BA	1396	U
25	BA	1398	C
25	BA	1416	G
25	BA	1417	C
25	BA	1420	U
25	BA	1421	G
25	BA	1428	C
25	BA	144(B)	A
25	BA	1449	G
25	BA	1451	C
25	BA	1453	A
25	BA	1454	U
25	BA	1455	G
25	BA	1458	C
25	BA	1459	G
25	BA	1460	A
25	BA	1467	C
25	BA	1483	G
25	BA	1490	A

*Continued on next page...*



*Continued from previous page...*

<b>Mol</b>	<b>Chain</b>	<b>Res</b>	<b>Type</b>
25	BA	1493	C
25	BA	1494	A
25	BA	1495	A
25	BA	1497	U
25	BA	1498	C
25	BA	1505	C
25	BA	1510	A
25	BA	1538	G
25	BA	1540	G
25	BA	1542	G
25	BA	1543	A
25	BA	1545	A
25	BA	1554	A
25	BA	1558	A
25	BA	1559	G
25	BA	1569	A
25	BA	1579	A
25	BA	1585	C
25	BA	1599	C
25	BA	1603	A
25	BA	1608	A
25	BA	1609	A
25	BA	1610	A
25	BA	1613	G
25	BA	1617	C
25	BA	1618	A
25	BA	1640	C
25	BA	1648	C
25	BA	1664	A
25	BA	1674	G
25	BA	1694	C
25	BA	1695	G
25	BA	1696	G
25	BA	1729	A
25	BA	1732	A
25	BA	1763	G
25	BA	1764	G
25	BA	1773	A
25	BA	1784	A
25	BA	1786	A
25	BA	1800	C
25	BA	1801	G

*Continued on next page...*

*Continued from previous page...*

<b>Mol</b>	<b>Chain</b>	<b>Res</b>	<b>Type</b>
25	BA	1816	G
25	BA	1830	C
25	BA	1838	C
25	BA	1839	G
25	BA	1847	A
25	BA	1878	G
25	BA	1888	G
25	BA	1903	G
25	BA	1906	G
25	BA	1913	A
25	BA	1929	G
25	BA	1931	U
25	BA	1936	A
25	BA	1938	A
25	BA	1939	U
25	BA	1955	U
25	BA	1963	U
25	BA	1964	G
25	BA	1966	A
25	BA	1967	C
25	BA	1971	A
25	BA	1972	A
25	BA	1980	G
25	BA	1981	A
25	BA	1982	C
25	BA	1992	G
25	BA	1993	U
25	BA	1997	G
25	BA	2020	A
25	BA	2023	G
25	BA	2031	A
25	BA	2033	A
25	BA	2034	U
25	BA	2036	C
25	BA	2043	C
25	BA	2046	G
25	BA	2055	C
25	BA	2056	G
25	BA	2060	A
25	BA	2061	G
25	BA	2068	U
25	BA	2069	G

*Continued on next page...*

*Continued from previous page...*

<b>Mol</b>	<b>Chain</b>	<b>Res</b>	<b>Type</b>
25	BA	2092	U
25	BA	2115	G
25	BA	2119	A
25	BA	2120	G
25	BA	2126	A
25	BA	2132	U
25	BA	2133	G
25	BA	2147	G
25	BA	2159	G
25	BA	2173	A
25	BA	2198	A
25	BA	2199	A
25	BA	2211	G
25	BA	2212	A
25	BA	2213	U
25	BA	2215	G
25	BA	2225	A
25	BA	2226	C
25	BA	2238	G
25	BA	2239	G
25	BA	2251	G
25	BA	2273	A
25	BA	2275	C
25	BA	2283	C
25	BA	2287	A
25	BA	2305	A
25	BA	2306	C
25	BA	2307	G
25	BA	2319	G
25	BA	2320	A
25	BA	2322	A
25	BA	2325	G
25	BA	2334	G
25	BA	2336	A
25	BA	2345	G
25	BA	2347	C
25	BA	2350	C
25	BA	2379	G
25	BA	2383	G
25	BA	2385	C
25	BA	2402	C
25	BA	2408	U

*Continued on next page...*

*Continued from previous page...*

<b>Mol</b>	<b>Chain</b>	<b>Res</b>	<b>Type</b>
25	BA	2423	U
25	BA	2424	C
25	BA	2425	A
25	BA	2427	C
25	BA	2428	G
25	BA	2429	G
25	BA	2430	A
25	BA	2431	U
25	BA	2439	A
25	BA	2441	C
25	BA	2445	G
25	BA	2447	G
25	BA	2448	A
25	BA	2449	U
25	BA	2469	A
25	BA	2476	A
25	BA	2478	A
25	BA	2487	G
25	BA	2491	U
25	BA	2498	C
25	BA	2502	G
25	BA	2503	A
25	BA	2504	U
25	BA	2505	G
25	BA	2506	U
25	BA	2518	A
25	BA	2520	C
25	BA	2529	G
25	BA	2542	A
25	BA	2543	G
25	BA	2554	U
25	BA	2562	U
25	BA	2566	A
25	BA	2567	G
25	BA	2572	A
25	BA	2573	C
25	BA	2574	G
25	BA	2578	G
25	BA	2585	U
25	BA	2602	A
25	BA	2603	G
25	BA	2609	U

*Continued on next page...*

*Continued from previous page...*

<b>Mol</b>	<b>Chain</b>	<b>Res</b>	<b>Type</b>
25	BA	2610	C
25	BA	2611	U
25	BA	2612	C
25	BA	2630	G
25	BA	2665	A
25	BA	2690	C
25	BA	2712	U
25	BA	712(B)	A
25	BA	2713	A
25	BA	2714	G
25	BA	2733	A
25	BA	2748	A
25	BA	2757	A
25	BA	2765	A
25	BA	2766	G
25	BA	2778	A
25	BA	2779	U
25	BA	2781	A
25	BA	2790	A
25	BA	2791	C
25	BA	2792	G
25	BA	2797	U
25	BA	2808	U
25	BA	2820	A
25	BA	2821	A
25	BA	2849	U
25	BA	2872	G
25	BA	2873	A
25	BA	2874	C
25	BA	2892	A
25	BA	2894	G
26	BB	15	A
26	BB	16	G
26	BB	25	A
26	BB	35	U
26	BB	42	C
26	BB	45	A
26	BB	52	A
26	BB	67	G
26	BB	73	A
26	BB	88	C
26	BB	90	C

*Continued on next page...*

*Continued from previous page...*

<b>Mol</b>	<b>Chain</b>	<b>Res</b>	<b>Type</b>
26	BB	109	G
1	CA	6	G
1	CA	9	G
1	CA	31	G
1	CA	39	G
1	CA	47	C
1	CA	48	C
1	CA	50	A
1	CA	51	A
1	CA	61	G
1	CA	115	G
1	CA	116	A
1	CA	120	A
1	CA	121	C
1	CA	131	C
1	CA	150	C
1	CA	163	C
1	CA	169	C
1	CA	182	U
1	CA	190	G
1	CA	191(A)	G
1	CA	195	A
1	CA	210	U
1	CA	244	U
1	CA	245	C
1	CA	247	G
1	CA	251	G
1	CA	266	G
1	CA	267	C
1	CA	280	C
1	CA	281	G
1	CA	289	G
1	CA	328	C
1	CA	329	A
1	CA	332	G
1	CA	345	C
1	CA	346	G
1	CA	352	C
1	CA	353	A
1	CA	354	G
1	CA	358	U
1	CA	359	U

*Continued on next page...*

*Continued from previous page...*

<b>Mol</b>	<b>Chain</b>	<b>Res</b>	<b>Type</b>
1	CA	367	U
1	CA	372	C
1	CA	373	A
1	CA	384	G
1	CA	389	A
1	CA	397	A
1	CA	398	C
1	CA	406	G
1	CA	412	A
1	CA	413	G
1	CA	414	A
1	CA	422	C
1	CA	423	G
1	CA	429	U
1	CA	430	A
1	CA	439	A
1	CA	452	A
1	CA	484	G
1	CA	485	G
1	CA	496	A
1	CA	497	U
1	CA	509	A
1	CA	510	A
1	CA	511	C
1	CA	512	U
1	CA	518	C
1	CA	524	G
1	CA	527	G
1	CA	531	U
1	CA	532	A
1	CA	533	A
1	CA	534	U
1	CA	535	A
1	CA	547	A
1	CA	559	A
1	CA	561	U
1	CA	562	C
1	CA	572	A
1	CA	573	A
1	CA	575	G
1	CA	576	G
1	CA	577	G

*Continued on next page...*

*Continued from previous page...*

<b>Mol</b>	<b>Chain</b>	<b>Res</b>	<b>Type</b>
1	CA	596	C
1	CA	607	A
1	CA	653	A
1	CA	661	G
1	CA	665	A
1	CA	687	A
1	CA	688	G
1	CA	703	G
1	CA	731	G
1	CA	749	C
1	CA	755	G
1	CA	793	U
1	CA	815	A
1	CA	816	A
1	CA	817	C
1	CA	819	A
1	CA	828	A
1	CA	833	U
1	CA	841	U
1	CA	842	C
1	CA	843	U
1	CA	848	C
1	CA	855	G
1	CA	859	A
1	CA	873	A
1	CA	902	G
1	CA	914	A
1	CA	926	G
1	CA	927	G
1	CA	934	C
1	CA	935	A
1	CA	960	U
1	CA	961	U
1	CA	968	A
1	CA	969	A
1	CA	971	G
1	CA	974	A
1	CA	976	G
1	CA	977	A
1	CA	978	A
1	CA	980	C
1	CA	984	C

*Continued on next page...*



*Continued from previous page...*

<b>Mol</b>	<b>Chain</b>	<b>Res</b>	<b>Type</b>
1	CA	992	U
1	CA	993	G
1	CA	1004	A
1	CA	1050	G
1	CA	1054	C
1	CA	1064	G
1	CA	1065	U
1	CA	1066	C
1	CA	1068	G
1	CA	1094	G
1	CA	1095	U
1	CA	1101	A
1	CA	1117	G
1	CA	1118	C
1	CA	1124	G
1	CA	1125	U
1	CA	1126	U
1	CA	1129	C
1	CA	1130	A
1	CA	1131	G
1	CA	1136	U
1	CA	1137	C
1	CA	1138	G
1	CA	1139	G
1	CA	1140	C
1	CA	1146	A
1	CA	1159	U
1	CA	1171	G
1	CA	1196	U
1	CA	1197	G
1	CA	1202	G
1	CA	1212	U
1	CA	1213	A
1	CA	1225	A
1	CA	1238	A
1	CA	1239	A
1	CA	1256	A
1	CA	1257	U
1	CA	1258	G
1	CA	1280	A
1	CA	1281	U
1	CA	1282	C

*Continued on next page...*

*Continued from previous page...*

<b>Mol</b>	<b>Chain</b>	<b>Res</b>	<b>Type</b>
1	CA	1285	A
1	CA	1286	A
1	CA	1287	A
1	CA	1294	G
1	CA	1297	C
1	CA	1300	G
1	CA	1301	U
1	CA	1302	U
1	CA	1303	C
1	CA	1305	G
1	CA	1317	C
1	CA	1320	C
1	CA	1322	C
1	CA	1323	G
1	CA	1331	G
1	CA	1338	G
1	CA	1347	G
1	CA	136(B)	C
1	CA	1363	A
1	CA	1364	U
1	CA	1365	G
1	CA	1378	C
1	CA	1401	G
1	CA	1419	G
1	CA	1443	G
1	CA	1446	A
1	CA	1451	A
1	CA	1452	C
1	CA	1453	G
1	CA	1492	A
1	CA	1497	G
1	CA	1499	A
1	CA	1502	A
1	CA	1503	A
1	CA	1504	G
1	CA	1505	G
1	CA	1506	U
1	CA	1507	A
1	CA	1508	G
1	CA	1517	G
1	CA	1520	G
1	CA	1528	U

*Continued on next page...*

*Continued from previous page...*

<b>Mol</b>	<b>Chain</b>	<b>Res</b>	<b>Type</b>
1	CA	1529	G
1	CA	1530	G
2	CZ	5	G
2	CZ	17(A)	U
2	CZ	18	G
2	CZ	19	G
2	CZ	20	U
2	CZ	47	U
2	CZ	48	C
2	CZ	61	C
3	CV	22	A
3	CV	23	A
2	CY	8	U
2	CY	17(A)	U
2	CY	18	G
2	CY	19	G
2	CY	20	U
2	CY	21	A
2	CY	22	G
2	CY	47	U
2	CY	48	C
2	CY	49	G
2	CY	76	A
25	DA	10	G
25	DA	34	C
25	DA	35	G
25	DA	46	C
25	DA	63	U
25	DA	64	A
25	DA	72	U
25	DA	73	A
25	DA	74	A
25	DA	75	G
25	DA	84	A
25	DA	85	G
25	DA	88	G
25	DA	98	G
25	DA	99	U
25	DA	101	G
25	DA	102	G
25	DA	118	A
25	DA	120	U

*Continued on next page...*

*Continued from previous page...*

<b>Mol</b>	<b>Chain</b>	<b>Res</b>	<b>Type</b>
25	DA	138	G
25	DA	140	A
25	DA	162	U
25	DA	181	A
25	DA	196	A
25	DA	197	A
25	DA	199	A
25	DA	200	U
25	DA	204	A
25	DA	205	G
25	DA	216	A
25	DA	221	A
25	DA	222	A
25	DA	227	A
25	DA	228	A
25	DA	229	A
25	DA	230	U
25	DA	248	G
25	DA	252	G
25	DA	269	U
25	DA	270(K)	G
25	DA	270(M)	U
25	DA	270(N)	U
25	DA	270(O)	G
25	DA	270(P)	U
25	DA	270(Q)	C
25	DA	270(R)	C
25	DA	270(T)	G
25	DA	271(D)	U
25	DA	271	G
25	DA	274	G
25	DA	275	G
25	DA	276	A
25	DA	277	C
25	DA	278	A
25	DA	279	C
25	DA	283	A
25	DA	284	U
25	DA	302	C
25	DA	323	G
25	DA	324	A
25	DA	329	G

*Continued on next page...*

*Continued from previous page...*

<b>Mol</b>	<b>Chain</b>	<b>Res</b>	<b>Type</b>
25	DA	330	A
25	DA	331	A
25	DA	332	A
25	DA	333	G
25	DA	352	G
25	DA	353	G
25	DA	364	C
25	DA	386	G
25	DA	388	G
25	DA	396	G
25	DA	405	U
25	DA	411	G
25	DA	444	C
25	DA	457	A
25	DA	458	G
25	DA	470	A
25	DA	480	A
25	DA	481	G
25	DA	505	A
25	DA	508	G
25	DA	509	C
25	DA	512	G
25	DA	530	G
25	DA	531	C
25	DA	532	A
25	DA	533	G
25	DA	556	G
25	DA	562	U
25	DA	563	G
25	DA	572	A
25	DA	573	G
25	DA	575	A
25	DA	603	A
25	DA	616	A
25	DA	617	G
25	DA	620	G
25	DA	621	A
25	DA	627	A
25	DA	637	A
25	DA	645	C
25	DA	646	A
25	DA	652	U

*Continued on next page...*

*Continued from previous page...*

<b>Mol</b>	<b>Chain</b>	<b>Res</b>	<b>Type</b>
25	DA	653	C
25	DA	656	G
25	DA	657	U
25	DA	668	G
25	DA	671	C
25	DA	676	A
25	DA	686	G
25	DA	695	G
25	DA	717	G
25	DA	730	C
25	DA	746	A
25	DA	747	U
25	DA	765	G
25	DA	776	G
25	DA	782	A
25	DA	784	A
25	DA	785	G
25	DA	789	A
25	DA	792	G
25	DA	800	A
25	DA	805	G
25	DA	812	C
25	DA	819	A
25	DA	827	U
25	DA	828	U
25	DA	830	G
25	DA	845	G
25	DA	846	C
25	DA	859	G
25	DA	866	A
25	DA	886	C
25	DA	890	A
25	DA	896	A
25	DA	897	C
25	DA	907	U
25	DA	910	A
25	DA	917	A
25	DA	932	G
25	DA	933	A
25	DA	941	A
25	DA	945	A
25	DA	946	G

*Continued on next page...*

*Continued from previous page...*

<b>Mol</b>	<b>Chain</b>	<b>Res</b>	<b>Type</b>
25	DA	959	A
25	DA	961	C
25	DA	973	A
25	DA	974(A)	G
25	DA	974(B)	C
25	DA	983	A
25	DA	990	A
25	DA	996	A
25	DA	999	U
25	DA	1008	C
25	DA	1009	A
25	DA	1011	G
25	DA	1012	U
25	DA	1013	C
25	DA	1022	G
25	DA	1023	U
25	DA	1025	G
25	DA	1026	U
25	DA	1033	U
25	DA	1047	G
25	DA	1057	A
25	DA	1060	U
25	DA	1061	U
25	DA	1062	G
25	DA	1069	A
25	DA	1070	A
25	DA	1071	G
25	DA	1072	C
25	DA	1078	U
25	DA	1079	C
25	DA	1088	A
25	DA	1090	U
25	DA	1112	G
25	DA	1129	A
25	DA	1130	U
25	DA	1131	G
25	DA	1132	A
25	DA	1135	C
25	DA	1136	G
25	DA	1139	G
25	DA	1142	U
25	DA	114(B)	A

*Continued on next page...*

*Continued from previous page...*

<b>Mol</b>	<b>Chain</b>	<b>Res</b>	<b>Type</b>
25	DA	1143	A
25	DA	1155	A
25	DA	1174	A
25	DA	1175	U
25	DA	1177	A
25	DA	1190	G
25	DA	1204	A
25	DA	1205	U
25	DA	1210	A
25	DA	1211	U
25	DA	1212	G
25	DA	1221	C
25	DA	1247	A
25	DA	1248	G
25	DA	1253	A
25	DA	1254	A
25	DA	1256	G
25	DA	1265	A
25	DA	1271	G
25	DA	1272	A
25	DA	1274	A
25	DA	1286	A
25	DA	1300	U
25	DA	1301	A
25	DA	1302	A
25	DA	1311	G
25	DA	1312	U
25	DA	1314	C
25	DA	1325	G
25	DA	1329	U
25	DA	1332	G
25	DA	1349	A
25	DA	1359	A
25	DA	1360	A
25	DA	1368	G
25	DA	1379	A
25	DA	1380	G
25	DA	1384	A
25	DA	1385	G
25	DA	1386	C
25	DA	1395	A
25	DA	1396	U

*Continued on next page...*



*Continued from previous page...*

<b>Mol</b>	<b>Chain</b>	<b>Res</b>	<b>Type</b>
25	DA	1398	C
25	DA	1416	G
25	DA	1417	C
25	DA	1420	U
25	DA	1421	G
25	DA	1428	C
25	DA	144(B)	A
25	DA	1449	G
25	DA	1451	C
25	DA	1453	A
25	DA	1454	U
25	DA	1455	G
25	DA	1458	C
25	DA	1459	G
25	DA	1460	A
25	DA	1467	C
25	DA	1483	G
25	DA	1490	A
25	DA	1493	C
25	DA	1494	A
25	DA	1495	A
25	DA	1497	U
25	DA	1498	C
25	DA	1505	C
25	DA	1510	A
25	DA	1538	G
25	DA	1540	G
25	DA	1542	G
25	DA	1543	A
25	DA	1545	A
25	DA	1554	A
25	DA	1558	A
25	DA	1559	G
25	DA	1569	A
25	DA	1579	A
25	DA	1585	C
25	DA	1599	C
25	DA	1603	A
25	DA	1608	A
25	DA	1609	A
25	DA	1610	A
25	DA	1613	G

*Continued on next page...*

*Continued from previous page...*

<b>Mol</b>	<b>Chain</b>	<b>Res</b>	<b>Type</b>
25	DA	1617	C
25	DA	1618	A
25	DA	1640	C
25	DA	1648	C
25	DA	1664	A
25	DA	1674	G
25	DA	1694	C
25	DA	1695	G
25	DA	1696	G
25	DA	1729	A
25	DA	1732	A
25	DA	1763	G
25	DA	1764	G
25	DA	1773	A
25	DA	1786	A
25	DA	1800	C
25	DA	1801	G
25	DA	1816	G
25	DA	1830	C
25	DA	1838	C
25	DA	1839	G
25	DA	1847	A
25	DA	1878	G
25	DA	1888	G
25	DA	1903	G
25	DA	1906	G
25	DA	1913	A
25	DA	1929	G
25	DA	1931	U
25	DA	1936	A
25	DA	1938	A
25	DA	1939	U
25	DA	1955	U
25	DA	1963	U
25	DA	1964	G
25	DA	1966	A
25	DA	1967	C
25	DA	1971	A
25	DA	1972	A
25	DA	1980	G
25	DA	1981	A
25	DA	1982	C

*Continued on next page...*

*Continued from previous page...*

<b>Mol</b>	<b>Chain</b>	<b>Res</b>	<b>Type</b>
25	DA	1992	G
25	DA	1993	U
25	DA	1997	G
25	DA	2020	A
25	DA	2023	G
25	DA	2031	A
25	DA	2033	A
25	DA	2034	U
25	DA	2036	C
25	DA	2043	C
25	DA	2046	G
25	DA	2055	C
25	DA	2056	G
25	DA	2060	A
25	DA	2061	G
25	DA	2068	U
25	DA	2069	G
25	DA	2092	U
25	DA	2115	G
25	DA	2119	A
25	DA	2120	G
25	DA	2126	A
25	DA	2132	U
25	DA	2133	G
25	DA	2147	G
25	DA	2159	G
25	DA	2173	A
25	DA	2198	A
25	DA	2199	A
25	DA	2211	G
25	DA	2212	A
25	DA	2213	U
25	DA	2215	G
25	DA	2225	A
25	DA	2226	C
25	DA	2238	G
25	DA	2239	G
25	DA	2251	G
25	DA	2273	A
25	DA	2275	C
25	DA	2283	C
25	DA	2287	A

*Continued on next page...*

*Continued from previous page...*

<b>Mol</b>	<b>Chain</b>	<b>Res</b>	<b>Type</b>
25	DA	2305	A
25	DA	2306	C
25	DA	2307	G
25	DA	2319	G
25	DA	2320	A
25	DA	2322	A
25	DA	2325	G
25	DA	2334	G
25	DA	2336	A
25	DA	2345	G
25	DA	2347	C
25	DA	2350	C
25	DA	2379	G
25	DA	2383	G
25	DA	2385	C
25	DA	2402	C
25	DA	2408	U
25	DA	2423	U
25	DA	2424	C
25	DA	2425	A
25	DA	2427	C
25	DA	2428	G
25	DA	2429	G
25	DA	2430	A
25	DA	2431	U
25	DA	2439	A
25	DA	2441	C
25	DA	2445	G
25	DA	2447	G
25	DA	2448	A
25	DA	2449	U
25	DA	2469	A
25	DA	2476	A
25	DA	2478	A
25	DA	2487	G
25	DA	2491	U
25	DA	2498	C
25	DA	2502	G
25	DA	2503	A
25	DA	2504	U
25	DA	2505	G
25	DA	2506	U

*Continued on next page...*

*Continued from previous page...*

<b>Mol</b>	<b>Chain</b>	<b>Res</b>	<b>Type</b>
25	DA	2518	A
25	DA	2520	C
25	DA	2529	G
25	DA	2542	A
25	DA	2543	G
25	DA	2554	U
25	DA	2562	U
25	DA	2566	A
25	DA	2567	G
25	DA	2572	A
25	DA	2573	C
25	DA	2574	G
25	DA	2578	G
25	DA	2585	U
25	DA	2602	A
25	DA	2603	G
25	DA	2609	U
25	DA	2610	C
25	DA	2611	U
25	DA	2612	C
25	DA	2630	G
25	DA	2665	A
25	DA	2690	C
25	DA	2712	U
25	DA	712(B)	A
25	DA	2713	A
25	DA	2714	G
25	DA	2733	A
25	DA	2748	A
25	DA	2757	A
25	DA	2765	A
25	DA	2766	G
25	DA	2778	A
25	DA	2779	U
25	DA	2781	A
25	DA	2790	A
25	DA	2791	C
25	DA	2792	G
25	DA	2797	U
25	DA	2808	U
25	DA	2820	A
25	DA	2821	A

*Continued on next page...*

*Continued from previous page...*

<b>Mol</b>	<b>Chain</b>	<b>Res</b>	<b>Type</b>
25	DA	2849	U
25	DA	2872	G
25	DA	2873	A
25	DA	2874	C
25	DA	2892	A
25	DA	2894	G
26	DB	15	A
26	DB	16	G
26	DB	25	A
26	DB	35	U
26	DB	42	C
26	DB	45	A
26	DB	52	A
26	DB	67	G
26	DB	73	A
26	DB	88	C
26	DB	90	C
26	DB	109	G

All (325) RNA pucker outliers are listed below:

<b>Mol</b>	<b>Chain</b>	<b>Res</b>	<b>Type</b>
1	AA	30	U
1	AA	48	C
1	AA	60	A
1	AA	115	G
1	AA	119	A
1	AA	149	A
1	AA	181	G
1	AA	243	A
1	AA	244	U
1	AA	246	A
1	AA	250	A
1	AA	266	G
1	AA	315	A
1	AA	328	C
1	AA	358	U
1	AA	366	C
1	AA	372	C
1	AA	412	A
1	AA	428	G
1	AA	429	U

*Continued on next page...*

*Continued from previous page...*

<b>Mol</b>	<b>Chain</b>	<b>Res</b>	<b>Type</b>
1	AA	438	G
1	AA	484	G
1	AA	496	A
1	AA	508	C
1	AA	509	A
1	AA	533	A
1	AA	560	U
1	AA	561	U
1	AA	687	A
1	AA	748	C
1	AA	815	A
1	AA	843	U
1	AA	872	A
1	AA	884	U
1	AA	913	A
1	AA	968	A
1	AA	971	G
1	AA	978	A
1	AA	1049	U
1	AA	1064	G
1	AA	1065	U
1	AA	1067	A
1	AA	1129	C
1	AA	1145	C
1	AA	1201	A
1	AA	1213	A
1	AA	1239	A
1	AA	1281	U
1	AA	1285	A
1	AA	1300	G
1	AA	1491	G
1	AA	1498	U
1	AA	1503	A
1	AA	1504	G
1	AA	1505	G
1	AA	1507	A
2	AZ	17(A)	U
3	AV	18	G
2	AY	17(A)	U
2	AY	21	A
25	BA	34	C
25	BA	60	G

*Continued on next page...*

*Continued from previous page...*

<b>Mol</b>	<b>Chain</b>	<b>Res</b>	<b>Type</b>
25	BA	63	U
25	BA	74	A
25	BA	101	G
25	BA	120	U
25	BA	177	G
25	BA	196	A
25	BA	199	A
25	BA	221	A
25	BA	270(N)	U
25	BA	271(A)	U
25	BA	278	A
25	BA	283	A
25	BA	310	A
25	BA	321	G
25	BA	331	A
25	BA	332	A
25	BA	455	C
25	BA	457	A
25	BA	479	A
25	BA	531	C
25	BA	532	A
25	BA	571	A
25	BA	616	A
25	BA	652	U
25	BA	675	A
25	BA	685	A
25	BA	746	A
25	BA	762	U
25	BA	764	A
25	BA	776	G
25	BA	801	G
25	BA	829	A
25	BA	945	A
25	BA	974(A)	G
25	BA	1008	C
25	BA	1022	G
25	BA	1047	G
25	BA	1069	A
25	BA	1071	G
25	BA	1089	G
25	BA	1131	G
25	BA	1154	G

*Continued on next page...*



*Continued from previous page...*

<b>Mol</b>	<b>Chain</b>	<b>Res</b>	<b>Type</b>
25	BA	1190	G
25	BA	1210	A
25	BA	1211	U
25	BA	1253	A
25	BA	1266	G
25	BA	1300	U
25	BA	1301	A
25	BA	1378	A
25	BA	1379	A
25	BA	1419	A
25	BA	1427	A
25	BA	1451	C
25	BA	1453	A
25	BA	1458	C
25	BA	1494	A
25	BA	1495	A
25	BA	1542	G
25	BA	1558	A
25	BA	1608	A
25	BA	1617	C
25	BA	1800	C
25	BA	1816	G
25	BA	1829	A
25	BA	1838	C
25	BA	1847	A
25	BA	1937	A
25	BA	1938	A
25	BA	1939	U
25	BA	1970	A
25	BA	1980	G
25	BA	1992	G
25	BA	2022	U
25	BA	2033	A
25	BA	2060	A
25	BA	2172	U
25	BA	2225	A
25	BA	2282	G
25	BA	2311	A
25	BA	2319	G
25	BA	2320	A
25	BA	2345	G
25	BA	2422	A

*Continued on next page...*

*Continued from previous page...*

<b>Mol</b>	<b>Chain</b>	<b>Res</b>	<b>Type</b>
25	BA	2427	C
25	BA	2428	G
25	BA	2448	A
25	BA	2502	G
25	BA	2529	G
25	BA	2542	A
25	BA	2572	A
25	BA	2603	G
25	BA	2610	C
25	BA	2689	U
25	BA	2756	U
25	BA	2776	A
25	BA	2791	C
25	BA	2866	U
25	BA	2873	A
26	BB	56	G
1	CA	30	U
1	CA	48	C
1	CA	60	A
1	CA	115	G
1	CA	119	A
1	CA	149	A
1	CA	181	G
1	CA	243	A
1	CA	244	U
1	CA	246	A
1	CA	250	A
1	CA	266	G
1	CA	315	A
1	CA	328	C
1	CA	358	U
1	CA	366	C
1	CA	372	C
1	CA	412	A
1	CA	428	G
1	CA	429	U
1	CA	438	G
1	CA	484	G
1	CA	496	A
1	CA	508	C
1	CA	509	A
1	CA	533	A

*Continued on next page...*

*Continued from previous page...*

<b>Mol</b>	<b>Chain</b>	<b>Res</b>	<b>Type</b>
1	CA	560	U
1	CA	561	U
1	CA	687	A
1	CA	748	C
1	CA	815	A
1	CA	843	U
1	CA	872	A
1	CA	884	U
1	CA	913	A
1	CA	968	A
1	CA	971	G
1	CA	978	A
1	CA	1049	U
1	CA	1064	G
1	CA	1065	U
1	CA	1067	A
1	CA	1129	C
1	CA	1145	C
1	CA	1201	A
1	CA	1213	A
1	CA	1239	A
1	CA	1281	U
1	CA	1285	A
1	CA	1300	G
1	CA	1491	G
1	CA	1498	U
1	CA	1503	A
1	CA	1504	G
1	CA	1505	G
1	CA	1507	A
2	CZ	17(A)	U
3	CV	18	G
2	CY	17(A)	U
2	CY	21	A
25	DA	34	C
25	DA	60	G
25	DA	63	U
25	DA	74	A
25	DA	101	G
25	DA	120	U
25	DA	177	G
25	DA	196	A

*Continued on next page...*

*Continued from previous page...*

<b>Mol</b>	<b>Chain</b>	<b>Res</b>	<b>Type</b>
25	DA	199	A
25	DA	221	A
25	DA	270(N)	U
25	DA	271(A)	U
25	DA	278	A
25	DA	283	A
25	DA	310	A
25	DA	321	G
25	DA	331	A
25	DA	332	A
25	DA	455	C
25	DA	457	A
25	DA	479	A
25	DA	531	C
25	DA	532	A
25	DA	571	A
25	DA	616	A
25	DA	652	U
25	DA	675	A
25	DA	685	A
25	DA	746	A
25	DA	762	U
25	DA	764	A
25	DA	776	G
25	DA	829	A
25	DA	945	A
25	DA	974(A)	G
25	DA	1008	C
25	DA	1022	G
25	DA	1047	G
25	DA	1069	A
25	DA	1071	G
25	DA	1089	G
25	DA	1131	G
25	DA	1154	G
25	DA	1190	G
25	DA	1210	A
25	DA	1211	U
25	DA	1253	A
25	DA	1266	G
25	DA	1300	U
25	DA	1301	A

*Continued on next page...*

*Continued from previous page...*

<b>Mol</b>	<b>Chain</b>	<b>Res</b>	<b>Type</b>
25	DA	1378	A
25	DA	1379	A
25	DA	1419	A
25	DA	1427	A
25	DA	1451	C
25	DA	1453	A
25	DA	1458	C
25	DA	1494	A
25	DA	1495	A
25	DA	1542	G
25	DA	1558	A
25	DA	1608	A
25	DA	1617	C
25	DA	1800	C
25	DA	1816	G
25	DA	1829	A
25	DA	1838	C
25	DA	1847	A
25	DA	1937	A
25	DA	1938	A
25	DA	1939	U
25	DA	1970	A
25	DA	1980	G
25	DA	1992	G
25	DA	2022	U
25	DA	2033	A
25	DA	2060	A
25	DA	2092	U
25	DA	2172	U
25	DA	2225	A
25	DA	2282	G
25	DA	2311	A
25	DA	2319	G
25	DA	2320	A
25	DA	2345	G
25	DA	2422	A
25	DA	2427	C
25	DA	2428	G
25	DA	2448	A
25	DA	2502	G
25	DA	2529	G
25	DA	2542	A

*Continued on next page...*

*Continued from previous page...*

Mol	Chain	Res	Type
25	DA	2572	A
25	DA	2603	G
25	DA	2610	C
25	DA	2689	U
25	DA	2713	A
25	DA	2756	U
25	DA	2776	A
25	DA	2791	C
25	DA	2866	U
25	DA	2873	A
26	DB	56	G

## 5.4 Non-standard residues in protein, DNA, RNA chains [i](#)

There are no non-standard protein/DNA/RNA residues in this entry.

## 5.5 Carbohydrates [i](#)

There are no monosaccharides in this entry.

## 5.6 Ligand geometry [i](#)

Of 2581 ligands modelled in this entry, 2581 are monoatomic - leaving 0 for Mogul analysis.

There are no bond length outliers.

There are no bond angle outliers.

There are no chirality outliers.

There are no torsion outliers.

There are no ring outliers.

No monomer is involved in short contacts.

## 5.7 Other polymers [i](#)

There are no such residues in this entry.

## 5.8 Polymer linkage issues

There are no chain breaks in this entry.

## 6 Fit of model and data i

### 6.1 Protein, DNA and RNA chains i

In the following table, the column labelled ‘#RSRZ> 2’ contains the number (and percentage) of RSRZ outliers, followed by percent RSRZ outliers for the chain as percentile scores relative to all X-ray entries and entries of similar resolution. The OWAB column contains the minimum, median, 95<sup>th</sup> percentile and maximum values of the occupancy-weighted average B-factor per residue. The column labelled ‘Q< 0.9’ lists the number of (and percentage) of residues with an average occupancy less than 0.9.

Mol	Chain	Analysed	<RSRZ>	#RSRZ>2	OWAB(Å <sup>2</sup> )	Q<0.9
1	AA	1504/1525 (98%)	0.23	73 (4%) 29 17	85, 138, 234, 323	0
1	CA	1504/1525 (98%)	0.47	128 (8%) 10 6	93, 155, 241, 322	0
2	AY	77/77 (100%)	-0.23	0 100 100	97, 129, 164, 212	0
2	AZ	77/77 (100%)	0.97	9 (11%) 4 2	216, 256, 275, 295	0
2	CY	77/77 (100%)	-0.17	0 100 100	86, 127, 171, 213	0
2	CZ	77/77 (100%)	0.87	13 (16%) 1 1	219, 254, 280, 289	0
3	AV	12/27 (44%)	1.15	3 (25%) 0 0	120, 129, 207, 226	0
3	CV	12/27 (44%)	1.99	4 (33%) 0 0	118, 127, 212, 221	0
4	AB	234/256 (91%)	1.21	61 (26%) 0 0	155, 190, 223, 247	0
4	CB	234/256 (91%)	1.31	68 (29%) 0 0	158, 188, 218, 246	0
5	AC	206/239 (86%)	0.45	20 (9%) 7 4	160, 191, 220, 245	0
5	CC	206/239 (86%)	0.90	38 (18%) 1 1	157, 174, 194, 224	0
6	AD	208/209 (99%)	1.05	46 (22%) 0 0	125, 146, 174, 188	0
6	CD	208/209 (99%)	1.37	65 (31%) 0 0	146, 177, 205, 230	0
7	AE	151/162 (93%)	0.69	19 (12%) 3 2	124, 145, 174, 198	0
7	CE	151/162 (93%)	0.91	28 (18%) 1 1	133, 154, 184, 220	0
8	AF	101/101 (100%)	0.21	10 (9%) 7 4	128, 148, 172, 192	0
8	CF	101/101 (100%)	0.32	7 (6%) 16 9	133, 151, 182, 195	0
9	AG	155/156 (99%)	0.65	24 (15%) 2 1	150, 170, 198, 213	0
9	CG	155/156 (99%)	0.50	20 (12%) 3 2	149, 171, 195, 210	0
10	AH	138/138 (100%)	1.45	38 (27%) 0 0	121, 147, 175, 193	0
10	CH	138/138 (100%)	1.20	29 (21%) 1 1	138, 162, 187, 202	0
11	AI	127/128 (99%)	3.26	78 (61%) 0 0	150, 194, 216, 233	0
11	CI	127/128 (99%)	3.17	76 (59%) 0 0	154, 183, 205, 227	0

*Continued on next page...*



*Continued from previous page...*

Mol	Chain	Analysed	<RSRZ>	#RSRZ>2			OWAB(Å <sup>2</sup> )	Q<0.9
12	AJ	98/105 (93%)	1.27	26 (26%)	0	0	161, 211, 241, 252	0
12	CJ	98/105 (93%)	2.16	42 (42%)	0	0	159, 190, 217, 226	0
13	AK	119/129 (92%)	0.82	23 (19%)	1	1	117, 147, 176, 185	0
13	CK	119/129 (92%)	1.09	25 (21%)	1	1	114, 136, 169, 204	0
14	AL	124/134 (92%)	0.59	15 (12%)	4	2	106, 118, 143, 171	0
14	CL	124/134 (92%)	0.93	17 (13%)	3	2	122, 134, 161, 208	0
15	AM	117/126 (92%)	1.90	46 (39%)	0	0	152, 182, 203, 216	0
15	CM	117/126 (92%)	1.71	40 (34%)	0	0	164, 193, 219, 240	0
16	AN	60/61 (98%)	2.48	31 (51%)	0	0	171, 185, 211, 230	0
16	CN	60/61 (98%)	2.58	29 (48%)	0	0	163, 173, 205, 214	0
17	AO	88/89 (98%)	1.01	22 (25%)	0	0	114, 134, 161, 176	0
17	CO	88/89 (98%)	1.14	21 (23%)	0	0	121, 148, 175, 193	0
18	AP	83/88 (94%)	2.27	45 (54%)	0	0	120, 133, 162, 173	0
18	CP	83/88 (94%)	3.46	51 (61%)	0	0	154, 178, 202, 235	0
19	AQ	99/105 (94%)	1.30	29 (29%)	0	0	115, 126, 154, 159	0
19	CQ	99/105 (94%)	1.71	28 (28%)	0	0	122, 151, 171, 188	0
20	AR	70/88 (79%)	0.81	13 (18%)	1	1	134, 151, 184, 198	0
20	CR	70/88 (79%)	0.62	7 (10%)	7	4	131, 147, 174, 191	0
21	AS	78/93 (83%)	2.05	32 (41%)	0	0	163, 192, 214, 226	0
21	CS	78/93 (83%)	1.88	38 (48%)	0	0	171, 196, 216, 232	0
22	AT	99/106 (93%)	1.81	39 (39%)	0	0	126, 144, 174, 200	0
22	CT	99/106 (93%)	2.39	45 (45%)	0	0	155, 177, 205, 234	0
23	AU	24/27 (88%)	5.84	21 (87%)	0	0	195, 213, 232, 241	0
23	CU	24/27 (88%)	5.54	21 (87%)	0	0	180, 201, 227, 248	0
24	AX	354/354 (100%)	1.07	74 (20%)	1	1	98, 137, 242, 255	0
24	CX	354/354 (100%)	1.50	93 (26%)	0	0	105, 134, 292, 310	0
25	BA	2879/2894 (99%)	0.16	149 (5%)	27	15	65, 112, 248, 354	0
25	DA	2879/2894 (99%)	0.13	139 (4%)	30	18	59, 110, 238, 321	0
26	BB	119/124 (95%)	0.18	6 (5%)	28	16	138, 171, 208, 265	0
26	DB	119/124 (95%)	0.16	5 (4%)	36	23	132, 181, 215, 265	0
27	BD	271/276 (98%)	0.73	38 (14%)	2	1	98, 122, 149, 167	0

*Continued on next page...*

*Continued from previous page...*

Mol	Chain	Analysed	<RSRZ>	#RSRZ>2			OWAB(Å <sup>2</sup> )	Q<0.9
27	DD	271/276 (98%)	0.83	48 (17%)	1	1	93, 115, 140, 163	0
28	BE	204/206 (99%)	1.39	66 (32%)	0	0	95, 126, 164, 180	0
28	DE	204/206 (99%)	1.05	43 (21%)	1	1	99, 141, 171, 194	0
29	BF	202/210 (96%)	0.50	14 (6%)	16	9	97, 142, 175, 194	0
29	DF	202/210 (96%)	1.11	47 (23%)	0	0	92, 132, 163, 183	0
30	BG	181/182 (99%)	1.05	45 (24%)	0	0	147, 198, 223, 252	0
30	DG	181/182 (99%)	1.54	57 (31%)	0	0	146, 197, 233, 251	0
31	BH	159/180 (88%)	2.26	72 (45%)	0	0	141, 172, 206, 222	0
31	DH	159/180 (88%)	0.79	28 (17%)	1	1	148, 172, 202, 215	0
32	BI	145/148 (97%)	3.70	87 (60%)	0	0	134, 211, 264, 286	0
32	DI	145/148 (97%)	2.42	66 (45%)	0	0	125, 203, 254, 286	0
33	BJ	32/173 (18%)	5.26	29 (90%)	0	0	203, 228, 245, 262	0
33	DJ	32/173 (18%)	4.23	26 (81%)	0	0	188, 222, 247, 258	0
34	BN	137/163 (84%)	1.61	47 (34%)	0	0	110, 142, 167, 219	0
34	DN	137/163 (84%)	1.20	36 (26%)	0	0	112, 140, 165, 184	0
35	BO	122/122 (100%)	0.70	15 (12%)	4	2	104, 113, 133, 184	0
35	DO	122/122 (100%)	1.13	26 (21%)	0	1	111, 128, 146, 175	0
36	BP	146/150 (97%)	1.33	41 (28%)	0	0	105, 145, 182, 203	0
36	DP	146/150 (97%)	0.84	26 (17%)	1	1	100, 143, 178, 198	0
37	BQ	136/141 (96%)	1.76	49 (36%)	0	0	109, 142, 172, 226	0
37	DQ	136/141 (96%)	2.45	57 (41%)	0	0	105, 140, 174, 226	0
38	BR	117/118 (99%)	1.57	35 (29%)	0	0	102, 116, 153, 180	0
38	DR	117/118 (99%)	1.62	38 (32%)	0	0	108, 129, 167, 183	0
39	BS	98/112 (87%)	1.99	38 (38%)	0	0	164, 192, 215, 232	0
39	DS	98/112 (87%)	1.31	30 (30%)	0	0	164, 197, 225, 240	0
40	BT	137/146 (93%)	0.52	16 (11%)	4	2	107, 120, 163, 190	0
40	DT	137/146 (93%)	1.14	39 (28%)	0	0	121, 145, 189, 205	0
41	BU	117/118 (99%)	0.95	25 (21%)	0	1	109, 144, 175, 196	0
41	DU	117/118 (99%)	1.42	37 (31%)	0	0	102, 136, 170, 183	0
42	BV	101/101 (100%)	0.71	18 (17%)	1	1	110, 160, 187, 202	0
42	DV	101/101 (100%)	0.96	20 (19%)	1	1	104, 150, 183, 202	0

*Continued on next page...*

Continued from previous page...

Mol	Chain	Analysed	<RSRZ>	#RSRZ>2	OWAB(Å <sup>2</sup> )	Q<0.9
43	BW	112/113 (99%)	0.85	13 (11%) 4 3	95, 118, 156, 181	0
43	DW	112/113 (99%)	0.68	11 (9%) 7 4	92, 116, 145, 172	0
44	BX	92/96 (95%)	1.27	26 (28%) 0 0	111, 129, 161, 179	0
44	DX	92/96 (95%)	1.15	22 (23%) 0 0	101, 120, 145, 174	0
45	BY	100/110 (90%)	2.98	57 (57%) 0 0	131, 150, 181, 216	0
45	DY	100/110 (90%)	2.26	45 (45%) 0 0	115, 135, 172, 199	0
46	BZ	188/206 (91%)	1.45	57 (30%) 0 0	138, 180, 207, 229	0
46	DZ	188/206 (91%)	0.71	32 (17%) 1 1	134, 173, 200, 215	0
47	B0	76/85 (89%)	2.45	34 (44%) 0 0	116, 147, 174, 187	0
47	D0	76/85 (89%)	2.39	39 (51%) 0 0	115, 148, 175, 193	0
48	B1	88/98 (89%)	1.06	15 (17%) 1 1	107, 128, 162, 180	0
48	D1	88/98 (89%)	0.96	17 (19%) 1 1	102, 121, 165, 187	0
49	B2	72/72 (100%)	0.97	15 (20%) 1 1	128, 148, 181, 208	0
49	D2	72/72 (100%)	1.12	18 (25%) 0 0	115, 129, 183, 197	0
50	B3	59/60 (98%)	1.97	22 (37%) 0 0	127, 147, 180, 210	0
50	D3	59/60 (98%)	1.25	14 (23%) 0 0	121, 143, 172, 212	0
51	B4	30/97 (30%)	1.93	11 (36%) 0 0	204, 221, 244, 244	0
51	D4	30/97 (30%)	1.42	8 (26%) 0 0	208, 226, 243, 245	0
52	B5	52/60 (86%)	0.68	6 (11%) 4 3	98, 120, 159, 188	0
52	D5	52/60 (86%)	0.25	2 (3%) 40 26	96, 126, 177, 192	0
53	B6	44/54 (81%)	6.11	42 (95%) 0 0	132, 166, 195, 199	0
53	D6	44/54 (81%)	6.65	34 (77%) 0 0	134, 165, 193, 200	0
54	B7	48/49 (97%)	0.70	5 (10%) 6 4	98, 105, 132, 171	0
54	D7	48/49 (97%)	0.44	2 (4%) 36 23	92, 97, 120, 175	0
55	B8	63/65 (96%)	2.19	32 (50%) 0 0	115, 125, 158, 176	0
55	D8	63/65 (96%)	2.30	37 (58%) 0 0	109, 124, 151, 190	0
All	All	21460/22658 (94%)	0.89	3904 (18%) 1 1	59, 143, 230, 354	0

All (3904) RSRZ outliers are listed below:

Mol	Chain	Res	Type	RSRZ
1	AA	80	G	42.4
1	AA	81	G	35.6

Continued on next page...

*Continued from previous page...*

<b>Mol</b>	<b>Chain</b>	<b>Res</b>	<b>Type</b>	<b>RSRZ</b>
32	BI	85	GLU	26.8
53	B6	13	CYS	22.4
37	DQ	140	ALA	22.1
24	CX	27	ASP	21.8
24	AX	65	LEU	20.8
32	BI	84	GLY	19.2
1	AA	84	U	19.1
32	DI	88	ILE	18.1
24	CX	26	LYS	17.3
24	AX	66	ASP	17.2
18	CP	17	TYR	16.8
11	CI	7	THR	16.1
10	AH	1	MET	15.8
53	B6	52	VAL	15.5
1	CA	80	G	15.3
24	AX	64	LEU	15.2
24	CX	24	VAL	15.1
53	D6	14	THR	15.0
45	BY	52	SER	14.9
32	BI	109	ILE	14.7
53	B6	51	GLU	14.0
25	BA	1174	A	14.0
32	BI	86	THR	13.9
32	BI	111	PRO	13.9
2	AZ	17(A)	U	13.9
45	DY	52	SER	13.8
1	AA	82	U	13.7
24	CX	28	LYS	13.6
24	CX	29	GLY	13.5
33	DJ	59	ILE	13.5
14	CL	127	ALA	13.5
30	BG	2	PRO	13.3
19	CQ	7	THR	13.2
18	CP	29	ASP	13.1
32	DI	132	PRO	13.1
12	CJ	73	ASP	13.0
37	BQ	140	ALA	12.9
15	AM	101	GLN	12.9
53	D6	49	HIS	12.9
24	CX	31	TYR	12.8
24	CX	30	ARG	12.8
2	CZ	17(A)	U	12.7

*Continued on next page...*

*Continued from previous page...*

<b>Mol</b>	<b>Chain</b>	<b>Res</b>	<b>Type</b>	<b>RSRZ</b>
33	BJ	12	THR	12.5
19	CQ	8	GLY	12.3
53	D6	12	GLU	12.3
53	D6	20	ASN	12.3
23	AU	19	GLY	12.2
33	BJ	67	GLY	12.2
16	CN	13	THR	12.2
53	D6	50	ARG	12.1
11	CI	66	ARG	12.0
23	AU	2	GLY	11.9
2	CZ	17	C	11.8
53	B6	14	THR	11.8
53	D6	35	GLU	11.8
53	D6	11	LEU	11.8
1	AA	85	U	11.7
13	AK	129	SER	11.7
53	D6	26	ASN	11.6
11	CI	8	GLY	11.6
16	CN	14	PRO	11.6
12	CJ	74	ILE	11.6
23	CU	17	THR	11.5
1	CA	81	G	11.5
16	CN	2	ALA	11.5
37	DQ	106	VAL	11.5
32	DI	80	PRO	11.5
2	AZ	17	C	11.5
25	BA	1084	A	11.4
43	BW	1	MET	11.4
10	AH	2	LEU	11.4
47	B0	42	GLY	11.4
53	D6	37	ARG	11.3
23	CU	14	TRP	11.3
18	CP	7	ALA	11.2
53	D6	28	ARG	11.1
15	AM	100	GLY	11.1
45	DY	53	PRO	11.1
45	DY	51	VAL	11.1
23	CU	23	PRO	11.0
18	CP	9	PHE	10.9
30	DG	34	LEU	10.8
23	CU	2	GLY	10.8
53	D6	51	GLU	10.8

*Continued on next page...*

*Continued from previous page...*

<b>Mol</b>	<b>Chain</b>	<b>Res</b>	<b>Type</b>	<b>RSRZ</b>
45	BY	6	HIS	10.8
32	BI	65	ALA	10.8
32	BI	36	ALA	10.7
31	BH	104	GLU	10.6
43	BW	109	GLU	10.6
22	CT	18	GLN	10.5
39	BS	58	LEU	10.5
24	CX	23	GLU	10.4
53	B6	16	CYS	10.4
23	AU	18	TYR	10.4
18	CP	16	HIS	10.3
33	DJ	63	LEU	10.3
24	CX	25	LEU	10.3
53	D6	36	LEU	10.3
5	AC	155	GLY	10.3
23	CU	18	TYR	10.3
32	BI	68	LEU	10.3
18	CP	8	ARG	10.3
37	DQ	105	GLU	10.1
13	AK	128	ALA	10.1
45	BY	53	PRO	10.1
11	AI	12	GLU	10.1
47	B0	76	GLY	10.1
36	BP	110	TYR	10.0
39	BS	52	SER	10.0
53	D6	21	TYR	10.0
11	AI	105	ASP	9.9
45	BY	3	VAL	9.9
37	DQ	107	ALA	9.9
37	DQ	139	GLU	9.9
45	BY	5	MET	9.9
15	CM	5	ALA	9.9
53	D6	24	GLU	9.8
25	BA	2148	G	9.8
11	CI	67	GLY	9.8
33	DJ	14	LYS	9.8
32	BI	72	LEU	9.7
33	DJ	67	GLY	9.7
37	DQ	132	VAL	9.7
32	BI	137	PRO	9.7
21	AS	37	ARG	9.7
20	AR	31	LEU	9.6

*Continued on next page...*

*Continued from previous page...*

<b>Mol</b>	<b>Chain</b>	<b>Res</b>	<b>Type</b>	<b>RSRZ</b>
11	AI	66	ARG	9.6
6	CD	70	ILE	9.5
21	CS	71	LEU	9.4
11	CI	65	VAL	9.4
24	AX	67	ASP	9.4
31	BH	103	LEU	9.4
32	DI	84	GLY	9.4
37	DQ	33	GLY	9.3
31	BH	101	ARG	9.3
53	D6	13	CYS	9.3
5	CC	169	ALA	9.3
53	D6	25	LYS	9.2
24	CX	21	ASP	9.2
11	CI	15	ALA	9.2
45	BY	2	ARG	9.1
24	CX	68	PRO	9.1
53	B6	39	TYR	9.1
24	AX	99	LYS	9.1
1	AA	1257	U	9.0
45	BY	59	GLY	9.0
32	BI	119	PRO	9.0
32	DI	120	ILE	9.0
21	AS	81	ARG	9.0
32	DI	94	ALA	9.0
22	CT	64	ASP	9.0
13	CK	128	ALA	9.0
32	BI	131	LYS	9.0
30	DG	2	PRO	9.0
45	BY	50	ARG	8.9
11	CI	117	HIS	8.9
53	B6	20	ASN	8.9
37	DQ	31	ASP	8.9
53	B6	49	HIS	8.9
12	CJ	59	SER	8.9
53	D6	29	ASN	8.8
37	DQ	32	PHE	8.8
11	AI	64	THR	8.8
32	BI	121	LYS	8.8
11	AI	10	ARG	8.7
22	CT	63	ILE	8.7
32	DI	92	VAL	8.7
52	B5	53	ALA	8.7

*Continued on next page...*

*Continued from previous page...*

<b>Mol</b>	<b>Chain</b>	<b>Res</b>	<b>Type</b>	<b>RSRZ</b>
18	CP	30	GLY	8.7
53	D6	52	VAL	8.7
21	AS	10	PHE	8.7
37	BQ	32	PHE	8.7
12	CJ	58	ASP	8.6
15	AM	102	ARG	8.6
43	BW	2	GLU	8.6
11	AI	63	ILE	8.6
16	AN	14	PRO	8.6
45	BY	51	VAL	8.6
47	D0	76	GLY	8.6
24	CX	19	LEU	8.5
32	DI	90	GLY	8.5
32	BI	100	ALA	8.5
25	BA	1099	G	8.5
1	CA	1257	U	8.5
36	DP	65	ARG	8.5
25	DA	1174	A	8.5
23	CU	16	GLY	8.5
31	DH	170	ARG	8.4
32	BI	128	LEU	8.4
10	CH	1	MET	8.4
16	CN	12	ARG	8.4
45	DY	59	GLY	8.4
32	DI	70	GLU	8.4
33	DJ	62	ALA	8.4
47	B0	40	GLN	8.4
18	CP	1	MET	8.4
11	AI	65	VAL	8.4
47	B0	75	LEU	8.4
33	BJ	11	ALA	8.3
6	AD	4	TYR	8.3
25	BA	1074	G	8.3
21	AS	70	LYS	8.3
25	BA	2799	A	8.3
32	BI	43	ASN	8.3
53	D6	19	ARG	8.3
23	AU	15	ARG	8.3
50	B3	1	MET	8.2
32	BI	54	GLN	8.2
18	CP	28	ARG	8.2
21	AS	71	LEU	8.1

*Continued on next page...*



*Continued from previous page...*

<b>Mol</b>	<b>Chain</b>	<b>Res</b>	<b>Type</b>	<b>RSRZ</b>
53	B6	40	CYS	8.1
33	DJ	6	ASN	8.1
45	DY	2	ARG	8.1
46	DZ	27	VAL	8.1
37	DQ	141	GLN	8.0
47	D0	78	TYR	8.0
12	CJ	5	ARG	8.0
25	BA	2146	C	8.0
5	CC	168	ALA	8.0
23	AU	17	THR	8.0
25	BA	2797	U	7.9
32	BI	35	LEU	7.9
33	BJ	3	ASN	7.9
11	AI	120	ARG	7.9
31	BH	123	PHE	7.9
11	CI	79	LEU	7.8
31	DH	169	VAL	7.8
13	CK	129	SER	7.8
29	DF	207	GLY	7.8
25	BA	2165	G	7.8
37	DQ	133	ARG	7.8
11	AI	14	VAL	7.7
53	D6	10	LEU	7.7
55	D8	64	TYR	7.7
10	AH	52	ASP	7.7
23	CU	15	ARG	7.7
47	D0	58	THR	7.6
38	BR	72	ASP	7.6
11	CI	80	GLY	7.6
53	B6	26	ASN	7.6
21	AS	78	ARG	7.6
38	DR	8	ARG	7.6
33	BJ	66	LEU	7.6
9	CG	82	GLY	7.6
21	CS	74	PHE	7.5
53	B6	31	PRO	7.5
23	AU	14	TRP	7.5
1	AA	1001	G	7.5
22	CT	15	ARG	7.5
32	DI	66	GLU	7.5
15	AM	32	GLU	7.4
11	AI	51	ARG	7.4

*Continued on next page...*

*Continued from previous page...*

<b>Mol</b>	<b>Chain</b>	<b>Res</b>	<b>Type</b>	<b>RSRZ</b>
12	CJ	4	ILE	7.4
12	CJ	72	VAL	7.4
49	B2	3	LEU	7.4
42	BV	73	SER	7.4
46	BZ	96	VAL	7.4
11	CI	64	THR	7.4
23	AU	16	GLY	7.4
9	AG	13	GLN	7.4
39	BS	34	HIS	7.4
24	CX	18	LEU	7.4
53	B6	22	ALA	7.4
33	BJ	19	ARG	7.4
10	CH	132	GLU	7.3
31	BH	100	GLY	7.3
45	DY	50	ARG	7.3
18	CP	18	ARG	7.3
30	BG	140	ILE	7.3
24	CX	69	GLU	7.3
32	DI	71	ILE	7.3
1	CA	1249	C	7.2
47	B0	72	ARG	7.2
15	CM	98	VAL	7.2
11	AI	29	ASN	7.2
21	AS	39	THR	7.2
1	CA	1451	A	7.2
3	CV	13	A	7.2
36	BP	102	ARG	7.2
4	AB	7	VAL	7.2
22	CT	80	ARG	7.2
33	BJ	8	GLU	7.2
11	CI	43	ALA	7.2
32	BI	50	ARG	7.2
38	BR	68	ARG	7.2
47	B0	45	PHE	7.2
37	BQ	141	GLN	7.1
24	AX	70	LEU	7.1
36	BP	148	LEU	7.1
15	CM	96	LEU	7.1
16	AN	13	THR	7.1
53	B6	38	LYS	7.1
24	CX	13	ARG	7.1
22	CT	19	SER	7.1

*Continued on next page...*

*Continued from previous page...*

<b>Mol</b>	<b>Chain</b>	<b>Res</b>	<b>Type</b>	<b>RSRZ</b>
5	CC	149	ALA	7.1
23	AU	13	ILE	7.1
24	AX	155	PHE	7.1
39	BS	36	TYR	7.1
25	DA	2797	U	7.1
34	DN	97	ARG	7.1
47	B0	78	TYR	7.1
30	BG	13	GLU	7.0
11	CI	9	ARG	7.0
32	BI	58	LEU	7.0
22	CT	65	LYS	7.0
37	BQ	27	VAL	7.0
4	CB	7	VAL	7.0
15	CM	45	VAL	7.0
53	D6	9	LEU	7.0
11	AI	61	ALA	7.0
31	BH	43	VAL	7.0
32	DI	63	ALA	7.0
18	AP	36	ILE	7.0
25	BA	2116	G	6.9
24	CX	33	SER	6.9
31	BH	115	VAL	6.9
21	AS	38	SER	6.9
33	BJ	5	ARG	6.9
46	BZ	80	ARG	6.9
31	BH	105	LEU	6.9
23	AU	10	ARG	6.9
24	CX	92	LEU	6.9
14	AL	127	ALA	6.9
5	AC	206	GLU	6.9
31	BH	161	GLY	6.8
6	AD	66	ARG	6.8
13	AK	11	LYS	6.8
15	CM	63	THR	6.8
39	BS	54	LEU	6.8
36	DP	68	GLN	6.8
53	D6	15	GLU	6.8
25	BA	2319	G	6.8
53	B6	21	TYR	6.8
11	CI	112	LYS	6.8
31	BH	102	ALA	6.8
1	AA	79	G	6.8

*Continued on next page...*

*Continued from previous page...*

<b>Mol</b>	<b>Chain</b>	<b>Res</b>	<b>Type</b>	<b>RSRZ</b>
46	DZ	80	ARG	6.7
2	AZ	20	U	6.7
33	BJ	16	ASN	6.7
25	BA	1100	C	6.7
40	DT	106	SER	6.7
39	BS	89	ARG	6.7
31	BH	89	ILE	6.7
32	BI	13	GLY	6.7
47	B0	71	ASP	6.7
25	DA	2125	G	6.7
25	BA	2147	G	6.7
38	BR	67	LEU	6.6
24	CX	44	VAL	6.6
30	DG	35	GLU	6.6
12	AJ	58	ASP	6.6
16	AN	17	LYS	6.6
49	B2	4	SER	6.6
23	CU	25	LYS	6.6
15	AM	103	THR	6.6
32	DI	89	TYR	6.6
11	AI	119	ALA	6.6
32	DI	67	ARG	6.6
53	B6	15	GLU	6.6
32	BI	14	ASP	6.6
30	BG	138	GLN	6.6
47	D0	75	LEU	6.6
39	DS	13	ARG	6.6
9	AG	16	LEU	6.6
24	CX	20	SER	6.6
21	CS	81	ARG	6.6
32	BI	87	LYS	6.5
34	BN	142	ARG	6.5
35	DO	98	VAL	6.5
45	DY	3	VAL	6.5
12	CJ	19	SER	6.5
16	AN	18	VAL	6.5
25	BA	1090	U	6.5
32	DI	130	TYR	6.5
36	DP	67	MET	6.5
22	CT	83	ARG	6.5
32	BI	61	ARG	6.5
33	BJ	9	LEU	6.5

*Continued on next page...*

*Continued from previous page...*

<b>Mol</b>	<b>Chain</b>	<b>Res</b>	<b>Type</b>	<b>RSRZ</b>
33	BJ	64	LYS	6.5
42	DV	94	LEU	6.5
45	BY	62	GLU	6.4
45	DY	35	TYR	6.4
22	CT	68	LYS	6.4
49	D2	15	LYS	6.4
28	BE	5	LEU	6.4
32	BI	134	PRO	6.4
37	BQ	108	GLY	6.4
4	CB	96	ARG	6.4
37	BQ	30	GLY	6.4
24	CX	40	GLU	6.4
11	AI	15	ALA	6.4
25	BA	2121	G	6.4
33	DJ	13	LEU	6.4
32	BI	129	THR	6.4
11	CI	119	ALA	6.4
22	AT	75	ASN	6.4
5	CC	12	LEU	6.4
15	AM	64	TRP	6.4
18	CP	6	LEU	6.4
43	BW	108	GLY	6.4
18	CP	39	TYR	6.4
18	CP	19	ILE	6.4
47	B0	77	ARG	6.4
31	BH	114	VAL	6.3
32	DI	86	THR	6.3
47	D0	46	LYS	6.3
40	DT	1	MET	6.3
12	AJ	59	SER	6.3
28	BE	27	LEU	6.3
11	CI	113	LYS	6.3
18	AP	64	ALA	6.3
11	AI	7	THR	6.3
1	CA	91	C	6.3
11	CI	33	PHE	6.3
31	BH	64	LEU	6.3
1	CA	843	U	6.3
11	AI	18	PHE	6.3
46	DZ	88	PHE	6.3
25	BA	2334	G	6.3
12	AJ	73	ASP	6.3

*Continued on next page...*

*Continued from previous page...*

<b>Mol</b>	<b>Chain</b>	<b>Res</b>	<b>Type</b>	<b>RSRZ</b>
25	BA	1573	G	6.2
46	DZ	28	MET	6.2
11	AI	17	VAL	6.2
25	DA	2334	G	6.2
25	BA	2897	U	6.2
22	AT	26	ASN	6.2
53	B6	17	LYS	6.2
23	CU	7	ARG	6.2
53	D6	18	ARG	6.2
13	CK	127	LYS	6.2
15	AM	87	TYR	6.2
1	CA	107	G	6.2
40	DT	135	VAL	6.2
22	CT	9	ASN	6.2
22	AT	77	ALA	6.2
47	D0	57	PHE	6.2
23	CU	22	ARG	6.2
37	DQ	104	PHE	6.2
47	B0	53	MET	6.1
10	CH	89	PRO	6.1
15	AM	5	ALA	6.1
28	DE	204	ALA	6.1
5	AC	171	GLY	6.1
18	AP	1	MET	6.1
19	CQ	24	GLU	6.1
11	AI	44	VAL	6.1
24	CX	3	ASP	6.1
34	BN	73	ASP	6.1
18	CP	65	GLN	6.1
11	CI	82	ALA	6.1
47	D0	42	GLY	6.1
15	AM	43	THR	6.1
32	BI	1	MET	6.1
46	BZ	81	ARG	6.1
34	DN	124	HIS	6.1
33	BJ	14	LYS	6.1
29	DF	22	ALA	6.1
33	DJ	10	LEU	6.0
34	BN	139	LEU	6.0
39	BS	35	ILE	6.0
25	DA	508	G	6.0
9	CG	31	MET	6.0

*Continued on next page...*

*Continued from previous page...*

<b>Mol</b>	<b>Chain</b>	<b>Res</b>	<b>Type</b>	<b>RSRZ</b>
18	AP	65	GLN	6.0
17	AO	68	ARG	6.0
37	DQ	65	PHE	6.0
25	BA	2798	C	6.0
45	DY	34	LYS	6.0
1	CA	92	G	6.0
10	AH	56	LYS	6.0
25	BA	1383	C	6.0
1	CA	998(A)	G	6.0
46	DZ	120	ILE	6.0
47	B0	73	GLY	6.0
16	AN	19	ARG	6.0
25	BA	1101	U	6.0
32	BI	125	GLU	6.0
11	AI	11	LYS	6.0
47	B0	41	ARG	6.0
24	AX	100	ASP	6.0
13	CK	125	PHE	6.0
25	DA	2801	A	6.0
4	AB	130	ARG	6.0
47	D0	52	GLY	6.0
18	CP	38	TYR	6.0
18	CP	62	VAL	6.0
34	BN	59	GLY	6.0
25	BA	1083	U	6.0
1	AA	1044	A	5.9
25	DA	1079	C	5.9
31	BH	98	LEU	5.9
37	BQ	135	ASP	5.9
25	BA	2801	A	5.9
22	CT	17	ARG	5.9
11	AI	68	GLY	5.9
55	D8	54	GLU	5.9
36	BP	50	ARG	5.9
25	DA	2799	A	5.9
16	AN	34	TYR	5.9
18	AP	22	THR	5.9
49	D2	14	ARG	5.9
33	BJ	56	ASN	5.9
31	DH	90	LYS	5.9
34	BN	75	VAL	5.9
31	BH	94	TYR	5.9

*Continued on next page...*

*Continued from previous page...*

<b>Mol</b>	<b>Chain</b>	<b>Res</b>	<b>Type</b>	<b>RSRZ</b>
32	BI	117	GLU	5.9
37	BQ	91	GLU	5.9
53	B6	12	GLU	5.9
23	AU	8	THR	5.9
55	B8	64	TYR	5.9
32	BI	4	ILE	5.9
33	BJ	65	GLU	5.9
15	AM	60	VAL	5.9
25	DA	2897	U	5.9
24	CX	39	ALA	5.9
39	BS	28	VAL	5.9
34	BN	34	PRO	5.9
38	BR	8	ARG	5.9
25	BA	2140	C	5.9
26	DB	52	A	5.9
23	AU	9	ARG	5.8
12	CJ	35	SER	5.8
34	BN	69	VAL	5.8
25	DA	2145	C	5.8
15	AM	7	VAL	5.8
5	CC	179	ARG	5.8
55	B8	54	GLU	5.8
18	CP	37	GLY	5.8
25	BA	2336	A	5.8
4	CB	43	ASP	5.8
24	CX	17	ALA	5.8
45	BY	4	LYS	5.8
12	AJ	10	GLY	5.8
22	CT	21	LYS	5.8
38	BR	74	LYS	5.8
38	DR	84	ALA	5.8
47	D0	41	ARG	5.8
29	DF	97	TYR	5.8
19	AQ	3	LYS	5.8
31	BH	112	PRO	5.8
12	CJ	61	GLU	5.8
39	DS	19	LYS	5.8
55	D8	13	ARG	5.8
28	BE	194	GLY	5.8
22	AT	25	ARG	5.8
45	BY	35	TYR	5.8
45	BY	41	GLY	5.8

*Continued on next page...*



*Continued from previous page...*

<b>Mol</b>	<b>Chain</b>	<b>Res</b>	<b>Type</b>	<b>RSRZ</b>
55	B8	9	GLY	5.8
25	DA	2159	G	5.7
23	AU	5	ASP	5.7
32	BI	112	LYS	5.7
25	BA	1087	G	5.7
31	BH	88	LEU	5.7
46	DZ	70	LEU	5.7
19	CQ	37	LYS	5.7
25	DA	2160	G	5.7
1	AA	86	U	5.7
25	BA	2109	U	5.7
53	D6	31	PRO	5.7
42	DV	84	LYS	5.7
4	AB	136	VAL	5.7
11	AI	62	TYR	5.7
34	BN	71	MET	5.7
49	D2	16	LEU	5.7
45	DY	15	VAL	5.7
39	BS	94	TYR	5.7
25	BA	2145	C	5.7
22	CT	14	LYS	5.7
39	BS	37	ALA	5.7
40	DT	125	ARG	5.7
24	AX	60	GLN	5.7
10	AH	87	SER	5.7
9	CG	81	GLY	5.7
11	CI	17	VAL	5.7
38	BR	69	ASP	5.7
15	CM	65	LYS	5.7
10	CH	131	GLY	5.7
11	CI	14	VAL	5.7
31	BH	18	GLU	5.7
47	B0	74	ARG	5.7
48	B1	27	GLU	5.7
1	CA	87	A	5.7
34	BN	72	GLY	5.7
46	DZ	81	ARG	5.7
16	AN	10	ALA	5.6
32	BI	94	ALA	5.6
4	CB	122	PHE	5.6
24	CX	96	LEU	5.6
24	AX	21	ASP	5.6

*Continued on next page...*

*Continued from previous page...*

<b>Mol</b>	<b>Chain</b>	<b>Res</b>	<b>Type</b>	<b>RSRZ</b>
18	CP	22	THR	5.6
45	BY	31	LEU	5.6
11	AI	107	ARG	5.6
16	CN	26	ARG	5.6
25	DA	1535	U	5.6
45	BY	30	VAL	5.6
3	CV	12	A	5.6
25	BA	229	A	5.6
51	B4	50	THR	5.6
47	D0	56	ASP	5.6
13	CK	12	ARG	5.6
39	DS	20	ARG	5.6
11	CI	102	LEU	5.6
37	DQ	130	LYS	5.6
36	BP	149	GLU	5.6
46	DZ	87	ASP	5.6
24	CX	225	SER	5.6
32	DI	118	LYS	5.6
4	AB	146	GLN	5.6
6	CD	17	VAL	5.6
11	CI	106	ALA	5.6
41	DU	15	LYS	5.6
9	AG	15	ASP	5.5
45	BY	32	PRO	5.5
30	BG	74	LYS	5.5
25	BA	2702	U	5.5
5	AC	156	ARG	5.5
11	CI	46	ALA	5.5
33	DJ	61	LEU	5.5
39	BS	32	LEU	5.5
51	B4	40	ILE	5.5
53	B6	50	ARG	5.5
11	AI	92	TYR	5.5
30	DG	31	VAL	5.5
32	BI	38	LEU	5.5
18	AP	59	TRP	5.5
53	B6	42	TRP	5.5
25	DA	2896	C	5.5
53	B6	29	ASN	5.5
32	BI	19	VAL	5.5
38	BR	71	GLN	5.5
45	BY	83	THR	5.5

*Continued on next page...*

*Continued from previous page...*

<b>Mol</b>	<b>Chain</b>	<b>Res</b>	<b>Type</b>	<b>RSRZ</b>
4	CB	166	ASP	5.5
11	AI	91	ASP	5.5
44	BX	92	LEU	5.5
34	BN	32	VAL	5.5
15	CM	97	PRO	5.5
12	AJ	72	VAL	5.5
38	DR	54	LEU	5.5
11	AI	67	GLY	5.4
18	AP	17	TYR	5.4
38	BR	65	LEU	5.4
30	DG	76	SER	5.4
49	D2	3	LEU	5.4
4	CB	196	LEU	5.4
21	AS	49	ILE	5.4
32	BI	20	ASP	5.4
50	B3	55	ARG	5.4
39	BS	31	SER	5.4
50	B3	29	ARG	5.4
47	D0	17	GLN	5.4
32	DI	85	GLU	5.4
21	AS	50	ALA	5.4
33	BJ	57	THR	5.4
46	BZ	79	ARG	5.4
25	DA	1092	C	5.4
31	BH	107	VAL	5.4
21	AS	69	HIS	5.4
38	DR	52	ILE	5.4
11	AI	28	VAL	5.4
45	BY	58	GLY	5.4
16	AN	2	ALA	5.3
20	AR	88	LYS	5.3
21	CS	75	ALA	5.3
39	BS	51	ALA	5.3
11	CI	105	ASP	5.3
45	BY	34	LYS	5.3
53	B6	11	LEU	5.3
47	D0	40	GLN	5.3
29	DF	192	LEU	5.3
30	DG	94	LEU	5.3
25	DA	1088	A	5.3
25	DA	2135	A	5.3
31	DH	156	ALA	5.3

*Continued on next page...*

*Continued from previous page...*

<b>Mol</b>	<b>Chain</b>	<b>Res</b>	<b>Type</b>	<b>RSRZ</b>
10	AH	132	GLU	5.3
15	AM	63	THR	5.3
37	DQ	42	ILE	5.3
11	AI	4	TYR	5.3
1	CA	366	C	5.3
30	DG	33	ARG	5.3
18	AP	2	VAL	5.3
16	AN	16	PHE	5.3
19	CQ	36	ILE	5.3
22	CT	60	GLU	5.3
12	AJ	87	THR	5.3
6	AD	110	PHE	5.3
39	BS	13	ARG	5.3
25	BA	1075	C	5.3
24	AX	63	SER	5.3
34	DN	145	VAL	5.3
24	AX	31	TYR	5.2
11	AI	42	ARG	5.2
39	BS	102	ALA	5.2
5	AC	207	VAL	5.2
10	AH	93	VAL	5.2
22	CT	25	ARG	5.2
31	BH	113	VAL	5.2
32	BI	118	LYS	5.2
45	BY	39	VAL	5.2
31	BH	116	GLU	5.2
4	CB	73	THR	5.2
28	BE	26	ILE	5.2
41	DU	17	ILE	5.2
45	DY	38	ILE	5.2
15	AM	117	VAL	5.2
31	BH	25	LYS	5.2
23	CU	21	TYR	5.2
25	BA	2335	A	5.2
4	CB	29	ALA	5.2
36	DP	50	ARG	5.2
34	DN	107	LYS	5.2
36	BP	74	GLU	5.2
16	CN	15	LYS	5.2
4	AB	167	PRO	5.2
11	AI	45	ALA	5.2
6	CD	110	PHE	5.2

*Continued on next page...*

*Continued from previous page...*

<b>Mol</b>	<b>Chain</b>	<b>Res</b>	<b>Type</b>	<b>RSRZ</b>
47	B0	43	THR	5.2
53	B6	28	ARG	5.2
46	BZ	190	GLU	5.2
32	DI	105	HIS	5.2
32	BI	122	GLU	5.2
1	CA	208	U	5.2
5	CC	166	GLU	5.1
53	B6	32	ASN	5.1
6	CD	68	TYR	5.1
5	CC	152	ILE	5.1
28	BE	195	LEU	5.1
6	AD	17	VAL	5.1
1	CA	1368	G	5.1
27	BD	247	ALA	5.1
1	CA	82	U	5.1
32	DI	106	GLY	5.1
47	D0	71	ASP	5.1
47	D0	77	ARG	5.1
50	D3	57	GLU	5.1
1	AA	92	G	5.1
18	AP	52	ASP	5.1
34	DN	75	VAL	5.1
18	CP	3	LYS	5.1
45	BY	29	GLU	5.1
25	DA	1078	U	5.1
2	CZ	34	C	5.1
32	DI	121	LYS	5.1
53	D6	16	CYS	5.1
34	BN	33	GLU	5.1
19	AQ	54	GLY	5.1
21	AS	12	ASP	5.1
24	CX	67	ASP	5.1
25	DA	1090	U	5.1
30	DG	133	LEU	5.1
33	BJ	7	VAL	5.1
46	BZ	7	ALA	5.1
1	AA	1286	A	5.1
4	CB	42	ILE	5.1
53	B6	19	ARG	5.1
11	CI	103	THR	5.1
21	CS	33	THR	5.1
23	AU	23	PRO	5.1

*Continued on next page...*

*Continued from previous page...*

<b>Mol</b>	<b>Chain</b>	<b>Res</b>	<b>Type</b>	<b>RSRZ</b>
24	CX	22	PRO	5.1
13	CK	126	ARG	5.1
25	DA	2137	C	5.1
24	AX	148	HIS	5.1
49	D2	70	GLN	5.1
19	CQ	26	GLN	5.0
32	DI	140	LEU	5.0
35	DO	111	PHE	5.0
47	D0	45	PHE	5.0
31	BH	131	VAL	5.0
11	CI	121	ARG	5.0
13	AK	125	PHE	5.0
19	CQ	2	PRO	5.0
10	AH	35	ILE	5.0
21	CS	40	ILE	5.0
11	AI	111	ARG	5.0
28	BE	76	ARG	5.0
30	DG	27	ASN	5.0
46	BZ	164	ALA	5.0
45	BY	38	ILE	5.0
11	AI	114	TYR	5.0
47	D0	53	MET	5.0
25	DA	2181	G	5.0
11	AI	8	GLY	5.0
31	BH	87	LEU	5.0
33	BJ	4	LYS	5.0
31	BH	96	ALA	5.0
34	BN	74	PHE	5.0
11	CI	29	ASN	5.0
18	CP	41	PRO	5.0
31	BH	108	GLY	5.0
25	DA	1574	C	5.0
32	DI	107	ILE	5.0
23	CU	3	LYS	5.0
38	BR	70	LEU	5.0
47	D0	74	ARG	5.0
25	BA	2318	G	5.0
25	DA	615	G	5.0
33	DJ	16	ASN	5.0
31	BH	106	THR	5.0
25	BA	2211	G	5.0
29	DF	27	GLU	5.0

*Continued on next page...*

*Continued from previous page...*

<b>Mol</b>	<b>Chain</b>	<b>Res</b>	<b>Type</b>	<b>RSRZ</b>
45	DY	17	SER	5.0
11	CI	123	PRO	5.0
11	CI	73	GLN	4.9
4	AB	152	PHE	4.9
41	DU	16	LYS	4.9
45	DY	68	HIS	4.9
46	BZ	153	SER	4.9
28	BE	31	CYS	4.9
50	B3	57	GLU	4.9
10	AH	53	VAL	4.9
16	AN	20	ALA	4.9
32	BI	115	ALA	4.9
6	AD	65	ARG	4.9
30	DG	137	GLU	4.9
40	BT	11	GLU	4.9
53	B6	47	THR	4.9
22	AT	64	ASP	4.9
31	BH	95	ARG	4.9
11	AI	106	ALA	4.9
15	CM	4	ILE	4.9
22	CT	66	ALA	4.9
1	CA	136(A)	C	4.9
12	CJ	93	GLY	4.9
25	BA	1026	U	4.9
45	DY	83	THR	4.9
15	CM	64	TRP	4.9
11	CI	45	ALA	4.9
32	BI	97	ILE	4.9
11	AI	33	PHE	4.9
31	BH	55	PRO	4.9
9	AG	37	ASN	4.9
27	BD	34	VAL	4.9
32	BI	37	VAL	4.9
1	CA	1353	G	4.9
30	DG	164	GLU	4.9
52	B5	48	GLU	4.9
36	BP	71	VAL	4.9
55	D8	44	LYS	4.9
28	BE	96	PHE	4.9
25	BA	2896	C	4.9
32	BI	17	GLN	4.9
24	CX	4	LYS	4.9

*Continued on next page...*

*Continued from previous page...*

<b>Mol</b>	<b>Chain</b>	<b>Res</b>	<b>Type</b>	<b>RSRZ</b>
7	AE	28	PHE	4.9
18	AP	3	LYS	4.8
19	CQ	9	VAL	4.8
24	CX	6	ASP	4.8
28	DE	14	ILE	4.8
39	DS	89	ARG	4.8
53	B6	24	GLU	4.8
13	CK	122	LYS	4.8
46	BZ	165	VAL	4.8
11	CI	81	ILE	4.8
11	CI	101	PHE	4.8
6	CD	181	MET	4.8
47	B0	44	ARG	4.8
28	BE	186	GLY	4.8
43	DW	112	GLY	4.8
45	BY	47	LYS	4.8
31	BH	99	VAL	4.8
11	CI	97	LYS	4.8
22	AT	30	LYS	4.8
1	CA	379	C	4.8
11	AI	121	ARG	4.8
46	DZ	76	LEU	4.8
42	DV	2	PHE	4.8
45	DY	89	PHE	4.8
11	CI	109	VAL	4.8
29	DF	173	VAL	4.8
38	DR	9	LYS	4.8
45	BY	91	GLU	4.8
47	D0	85	ALA	4.8
11	AI	101	PHE	4.8
36	BP	68	GLN	4.8
4	CB	101	MET	4.8
16	CN	11	LYS	4.8
1	AA	1000	A	4.8
37	DQ	37	LEU	4.8
13	CK	81	ASP	4.8
18	AP	19	ILE	4.8
36	BP	65	ARG	4.8
28	BE	161	GLY	4.8
12	CJ	71	LEU	4.8
24	CX	152	LEU	4.8
36	BP	15	ARG	4.8

*Continued on next page...*



*Continued from previous page...*

<b>Mol</b>	<b>Chain</b>	<b>Res</b>	<b>Type</b>	<b>RSRZ</b>
18	AP	29	ASP	4.8
32	DI	87	LYS	4.8
39	BS	59	LYS	4.8
53	D6	42	TRP	4.8
18	CP	73	LEU	4.8
30	DG	79	ASN	4.7
38	DR	68	ARG	4.7
22	AT	29	LYS	4.7
45	BY	46	LYS	4.7
46	BZ	169	GLU	4.7
24	CX	5	LEU	4.7
1	CA	134	A	4.7
25	BA	2178	C	4.7
25	DA	1045	A	4.7
32	DI	119	PRO	4.7
6	AD	70	ILE	4.7
32	BI	126	TYR	4.7
22	AT	72	LEU	4.7
39	BS	30	ARG	4.7
22	CT	16	HIS	4.7
31	BH	129	THR	4.7
30	BG	127	GLY	4.7
22	CT	20	LEU	4.7
47	B0	56	ASP	4.7
23	AU	3	LYS	4.7
29	DF	172	TRP	4.7
12	CJ	6	ILE	4.7
46	DZ	74	VAL	4.7
37	BQ	31	ASP	4.7
18	AP	4	ILE	4.7
4	CB	167	PRO	4.7
22	CT	72	LEU	4.7
21	CS	36	ARG	4.7
25	DA	2175	C	4.7
30	BG	94	LEU	4.7
6	AD	75	PHE	4.7
22	CT	59	ALA	4.7
1	CA	108	G	4.7
4	AB	133	LYS	4.7
8	CF	92	LYS	4.7
36	DP	70	GLN	4.7
24	CX	212	LEU	4.7

*Continued on next page...*

*Continued from previous page...*

<b>Mol</b>	<b>Chain</b>	<b>Res</b>	<b>Type</b>	<b>RSRZ</b>
10	CH	3	THR	4.7
32	BI	93	THR	4.7
55	D8	57	ARG	4.7
19	AQ	26	GLN	4.7
24	CX	64	LEU	4.7
30	DG	134	GLY	4.7
49	B2	24	LEU	4.7
16	CN	9	LYS	4.7
21	AS	9	VAL	4.7
23	AU	12	LYS	4.7
15	CM	21	TYR	4.7
32	BI	5	LEU	4.7
18	CP	21	VAL	4.7
53	B6	41	PRO	4.7
46	BZ	53	ILE	4.7
10	AH	133	LEU	4.7
42	BV	84	LYS	4.7
42	DV	73	SER	4.7
32	DI	133	HIS	4.7
38	BR	61	HIS	4.7
25	BA	1082	U	4.7
51	D4	57	ILE	4.6
18	CP	63	GLY	4.6
4	AB	165	VAL	4.6
46	BZ	128	VAL	4.6
1	AA	728	A	4.6
22	AT	21	LYS	4.6
32	BI	76	THR	4.6
34	DN	95	TYR	4.6
34	BN	37	VAL	4.6
23	AU	24	ARG	4.6
30	DG	87	PRO	4.6
35	DO	97	ARG	4.6
28	BE	53	PRO	4.6
33	BJ	6	ASN	4.6
30	DG	66	GLN	4.6
38	DR	94	TYR	4.6
48	B1	19	GLN	4.6
23	AU	20	LYS	4.6
39	BS	93	LYS	4.6
34	BN	70	ALA	4.6
34	BN	31	GLN	4.6

*Continued on next page...*

*Continued from previous page...*

<b>Mol</b>	<b>Chain</b>	<b>Res</b>	<b>Type</b>	<b>RSRZ</b>
32	BI	91	SER	4.6
20	AR	61	LYS	4.6
39	BS	97	ARG	4.6
4	CB	33	TYR	4.6
16	CN	25	VAL	4.6
39	DS	92	TYR	4.6
15	AM	30	ALA	4.6
5	CC	156	ARG	4.6
15	AM	94	ARG	4.6
44	BX	60	ARG	4.6
47	B0	57	PHE	4.6
11	AI	118	LYS	4.6
25	BA	1642	G	4.6
32	BI	101	LEU	4.6
45	DY	88	LYS	4.6
55	B8	10	ALA	4.6
29	DF	35	GLU	4.6
22	CT	62	LEU	4.6
46	BZ	82	ARG	4.6
24	AX	98	PRO	4.6
30	BG	35	GLU	4.6
25	BA	1078	U	4.6
25	BA	2123	G	4.6
25	DA	2140	C	4.5
36	DP	7	ARG	4.5
49	D2	66	GLU	4.5
4	AB	149	LEU	4.5
24	AX	101	PRO	4.5
41	BU	109	LEU	4.5
11	CI	126	SER	4.5
24	AX	68	PRO	4.5
48	D1	19	GLN	4.5
27	DD	92	ILE	4.5
41	DU	13	LYS	4.5
15	CM	8	GLU	4.5
25	BA	2122	U	4.5
28	DE	75	VAL	4.5
1	CA	136	C	4.5
2	AZ	34	C	4.5
25	DA	2177	C	4.5
1	AA	87	A	4.5
32	BI	120	ILE	4.5

*Continued on next page...*

*Continued from previous page...*

<b>Mol</b>	<b>Chain</b>	<b>Res</b>	<b>Type</b>	<b>RSRZ</b>
25	BA	1102	C	4.5
36	DP	66	GLY	4.5
25	BA	10	G	4.5
38	DR	69	ASP	4.5
25	DA	2167	U	4.5
11	AI	81	ILE	4.5
12	AJ	56	HIS	4.5
12	CJ	64	GLU	4.5
5	CC	201	TYR	4.5
16	AN	11	LYS	4.5
22	CT	70	SER	4.5
51	B4	61	VAL	4.5
9	CG	79	ARG	4.5
22	CT	22	ARG	4.5
28	DE	160	TYR	4.5
15	AM	42	ALA	4.5
25	BA	2125	G	4.5
25	DA	2144	U	4.5
25	DA	2168	G	4.5
32	BI	7	GLU	4.5
36	DP	51	PHE	4.5
14	CL	27	LYS	4.5
45	BY	8	LYS	4.5
20	AR	32	ARG	4.5
40	DT	114	LEU	4.5
30	DG	161	THR	4.5
48	D1	27	GLU	4.5
5	CC	167	TRP	4.5
31	DH	113	VAL	4.5
1	AA	1045	C	4.5
10	CH	52	ASP	4.5
37	DQ	111	GLU	4.5
40	BT	1	MET	4.5
33	DJ	18	GLU	4.4
15	CM	47	ASP	4.4
32	BI	77	LEU	4.4
39	DS	52	SER	4.4
1	CA	1002	G	4.4
23	CU	6	ARG	4.4
38	BR	64	ARG	4.4
31	BH	86	GLU	4.4
49	D2	10	LEU	4.4

*Continued on next page...*

*Continued from previous page...*

<b>Mol</b>	<b>Chain</b>	<b>Res</b>	<b>Type</b>	<b>RSRZ</b>
53	B6	30	THR	4.4
16	AN	8	GLU	4.4
48	B1	16	ASN	4.4
38	BR	66	VAL	4.4
11	CI	128	ARG	4.4
47	D0	39	ARG	4.4
24	CX	93	GLU	4.4
39	DS	75	GLU	4.4
45	BY	45	VAL	4.4
55	D8	14	VAL	4.4
17	AO	59	MET	4.4
30	BG	93	THR	4.4
1	CA	1352	C	4.4
31	BH	169	VAL	4.4
33	BJ	60	ARG	4.4
51	D4	49	GLU	4.4
17	CO	51	HIS	4.4
25	DA	1537	C	4.4
36	BP	101	VAL	4.4
33	DJ	17	LEU	4.4
33	DJ	19	ARG	4.4
55	B8	57	ARG	4.4
25	DA	276	A	4.4
15	AM	99	ARG	4.4
21	AS	40	ILE	4.4
53	D6	23	THR	4.4
25	DA	2136	C	4.4
11	CI	111	ARG	4.4
18	AP	25	ARG	4.4
11	AI	47	LEU	4.4
55	B8	22	VAL	4.4
39	BS	33	LYS	4.4
46	BZ	23	LYS	4.4
30	DG	13	GLU	4.4
39	DS	43	GLU	4.4
24	AX	154	GLY	4.4
22	AT	81	LYS	4.4
31	BH	67	LEU	4.4
36	BP	107	LYS	4.4
29	DF	152	GLU	4.4
49	B2	9	GLN	4.4
1	CA	1000	A	4.4

*Continued on next page...*

*Continued from previous page...*

<b>Mol</b>	<b>Chain</b>	<b>Res</b>	<b>Type</b>	<b>RSRZ</b>
22	AT	22	ARG	4.4
30	BG	141	PHE	4.4
41	DU	91	ASP	4.4
4	AB	9	GLU	4.4
21	AS	66	MET	4.4
32	BI	83	ALA	4.4
37	BQ	139	GLU	4.4
4	CB	165	VAL	4.3
39	BS	53	SER	4.3
55	B8	20	GLY	4.4
55	D8	50	LEU	4.3
16	CN	37	PHE	4.3
25	BA	1384	A	4.3
38	BR	63	ARG	4.3
30	BG	97	ASP	4.3
22	AT	27	LYS	4.3
45	DY	72	VAL	4.3
16	AN	31	ARG	4.3
32	BI	11	ASN	4.3
4	CB	170	GLU	4.3
27	DD	5	LYS	4.3
55	D8	34	TRP	4.3
24	CX	83	ALA	4.3
10	AH	131	GLY	4.3
38	DR	64	ARG	4.3
44	DX	8	ILE	4.3
44	DX	76	ARG	4.3
4	AB	150	SER	4.3
1	AA	982	U	4.3
11	CI	116	LYS	4.3
41	BU	22	LYS	4.3
42	BV	70	ILE	4.3
51	D4	55	PRO	4.3
1	CA	1186	G	4.3
4	AB	138	LEU	4.3
11	AI	75	ASP	4.3
1	CA	1260	C	4.3
23	AU	6	ARG	4.3
50	D3	1	MET	4.3
53	B6	18	ARG	4.3
19	CQ	22	LEU	4.3
27	DD	34	VAL	4.3

*Continued on next page...*

*Continued from previous page...*

<b>Mol</b>	<b>Chain</b>	<b>Res</b>	<b>Type</b>	<b>RSRZ</b>
42	BV	72	VAL	4.3
23	AU	21	TYR	4.3
21	AS	79	THR	4.3
30	BG	95	ARG	4.3
1	CA	325	A	4.3
22	AT	66	ALA	4.3
25	BA	1572	A	4.3
11	AI	108	VAL	4.3
18	CP	27	LYS	4.3
28	BE	197	ILE	4.3
42	BV	68	LYS	4.3
45	BY	33	LYS	4.3
6	CD	18	LYS	4.3
6	CD	69	GLY	4.3
53	B6	45	LYS	4.3
21	CS	4	SER	4.3
30	DG	70	VAL	4.3
44	DX	83	VAL	4.3
1	CA	378	G	4.3
47	B0	10	THR	4.3
18	AP	7	ALA	4.3
46	BZ	97	GLU	4.3
34	BN	135	LEU	4.3
18	AP	21	VAL	4.3
42	BV	24	LYS	4.3
17	AO	57	LEU	4.3
1	AA	1357	A	4.3
19	CQ	35	VAL	4.3
32	BI	18	VAL	4.3
19	CQ	4	LYS	4.3
15	AM	104	ARG	4.3
24	CX	48	ILE	4.3
4	CB	197	VAL	4.2
18	AP	33	ILE	4.2
25	DA	1091	G	4.2
37	BQ	68	ILE	4.2
37	BQ	115	MET	4.2
41	DU	80	ILE	4.2
4	AB	12	GLU	4.2
9	AG	44	TYR	4.2
31	BH	97	ARG	4.2
38	BR	44	LEU	4.2

*Continued on next page...*

*Continued from previous page...*

<b>Mol</b>	<b>Chain</b>	<b>Res</b>	<b>Type</b>	<b>RSRZ</b>
5	CC	134	ILE	4.2
53	B6	35	GLU	4.2
4	AB	137	ARG	4.2
25	BA	615	G	4.2
25	DA	1117	G	4.2
46	BZ	163	LEU	4.2
34	BN	140	PHE	4.2
49	D2	12	GLU	4.2
15	AM	96	LEU	4.2
18	CP	64	ALA	4.2
37	BQ	133	ARG	4.2
22	AT	36	LEU	4.2
32	BI	2	LYS	4.2
44	BX	31	HIS	4.2
55	B8	8	LYS	4.2
1	AA	1224	G	4.2
25	BA	1085	A	4.2
14	CL	28	GLY	4.2
28	DE	10	GLY	4.2
18	CP	59	TRP	4.2
15	CM	67	GLU	4.2
24	AX	74	ALA	4.2
32	DI	108	THR	4.2
38	DR	83	ILE	4.2
40	DT	11	GLU	4.2
35	DO	65	THR	4.2
21	CS	5	LEU	4.2
18	CP	5	ARG	4.2
18	CP	20	VAL	4.2
23	CU	12	LYS	4.2
37	DQ	92	GLY	4.2
30	BG	139	LEU	4.2
32	BI	12	LEU	4.2
36	BP	128	HIS	4.2
4	AB	181	PHE	4.2
22	AT	76	ALA	4.2
36	BP	51	PHE	4.2
36	DP	64	LYS	4.2
47	B0	46	LYS	4.2
1	CA	390	C	4.2
19	AQ	9	VAL	4.2
19	AQ	11	VAL	4.2

*Continued on next page...*



*Continued from previous page...*

<b>Mol</b>	<b>Chain</b>	<b>Res</b>	<b>Type</b>	<b>RSRZ</b>
24	CX	32	GLN	4.2
11	CI	122	ALA	4.2
47	B0	55	ARG	4.2
24	CX	158	VAL	4.2
39	BS	49	VAL	4.2
46	DZ	71	VAL	4.2
53	D6	47	THR	4.2
19	CQ	21	VAL	4.1
15	AM	61	GLU	4.1
45	DY	67	LEU	4.1
53	B6	48	VAL	4.1
38	DR	3	HIS	4.1
11	CI	85	LEU	4.1
38	DR	70	LEU	4.1
29	DF	139	PHE	4.1
1	CA	1452	C	4.1
6	CD	65	ARG	4.1
44	BX	26	TYR	4.1
4	CB	138	LEU	4.1
17	CO	59	MET	4.1
22	AT	103	GLY	4.1
23	CU	11	GLY	4.1
25	BA	1081	U	4.1
55	B8	15	LYS	4.1
6	AD	135	LEU	4.1
25	DA	1536	A	4.1
33	BJ	63	LEU	4.1
31	BH	132	ARG	4.1
16	CN	56	VAL	4.1
18	AP	32	TYR	4.1
24	AX	27	ASP	4.1
28	DE	83	ASP	4.1
39	DS	93	LYS	4.1
50	D3	54	VAL	4.1
1	AA	1002	G	4.1
25	BA	2102	U	4.1
31	BH	68	THR	4.1
24	AX	195	SER	4.1
17	CO	39	LEU	4.1
50	D3	8	LEU	4.1
1	AA	1348	U	4.1
49	D2	67	LYS	4.1

*Continued on next page...*

*Continued from previous page...*

<b>Mol</b>	<b>Chain</b>	<b>Res</b>	<b>Type</b>	<b>RSRZ</b>
45	BY	69	ALA	4.1
21	AS	11	VAL	4.1
45	BY	72	VAL	4.1
25	BA	2110	G	4.1
46	BZ	99	TYR	4.1
48	B1	20	ARG	4.1
53	D6	30	THR	4.1
7	AE	43	LEU	4.1
18	CP	31	LYS	4.1
34	DN	93	LYS	4.1
55	D8	24	ALA	4.1
4	CB	214	ILE	4.1
32	BI	89	TYR	4.1
29	DF	6	MET	4.1
34	DN	113	MET	4.1
12	CJ	33	GLN	4.1
23	AU	11	GLY	4.1
25	BA	359	A	4.1
32	BI	3	VAL	4.1
31	BH	111	HIS	4.1
21	CS	49	ILE	4.1
32	BI	123	LEU	4.1
7	AE	88	LYS	4.1
9	CG	5	ARG	4.1
11	AI	13	ALA	4.1
15	AM	6	GLY	4.1
24	AX	22	PRO	4.1
37	BQ	24	GLY	4.1
40	DT	98	LYS	4.1
2	AZ	37	A	4.1
4	AB	196	LEU	4.1
32	BI	142	VAL	4.0
17	CO	63	ARG	4.0
25	BA	2115	G	4.0
25	DA	2180	U	4.0
18	CP	54	GLU	4.0
33	BJ	18	GLU	4.0
36	BP	150	ALA	4.0
15	CM	66	LEU	4.0
17	AO	63	ARG	4.0
22	CT	8	ARG	4.0
36	BP	111	ARG	4.0

*Continued on next page...*

*Continued from previous page...*

<b>Mol</b>	<b>Chain</b>	<b>Res</b>	<b>Type</b>	<b>RSRZ</b>
37	DQ	63	LYS	4.0
11	CI	84	ALA	4.0
28	BE	50	GLY	4.0
30	DG	160	VAL	4.0
3	CV	14	A	4.0
50	B3	28	LEU	4.0
4	CB	59	GLU	4.0
44	DX	7	VAL	4.0
10	AH	85	ARG	4.0
30	DG	3	LEU	4.0
37	BQ	14	ARG	4.0
50	B3	33	GLN	4.0
25	DA	2321	G	4.0
32	BI	81	VAL	4.0
24	AX	218	ARG	4.0
31	BH	121	ILE	4.0
55	B8	12	LYS	4.0
15	AM	97	PRO	4.0
55	D8	6	THR	4.0
4	AB	40	HIS	4.0
11	CI	44	VAL	4.0
15	AM	118	ALA	4.0
16	AN	52	GLN	4.0
22	AT	78	ALA	4.0
55	B8	35	GLN	4.0
15	CM	60	VAL	4.0
24	AX	30	ARG	4.0
22	CT	73	HIS	4.0
25	BA	2180	U	4.0
50	B3	34	GLU	4.0
10	AH	3	THR	4.0
10	AH	25	ASP	4.0
24	AX	34	LEU	4.0
37	DQ	34	LEU	4.0
46	BZ	8	TYR	4.0
40	DT	104	ASN	4.0
18	CP	15	PRO	4.0
4	AB	237	ALA	4.0
53	B6	46	HIS	4.0
9	AG	36	LYS	4.0
5	CC	170	GLN	4.0
21	CS	56	GLN	4.0

*Continued on next page...*

*Continued from previous page...*

<b>Mol</b>	<b>Chain</b>	<b>Res</b>	<b>Type</b>	<b>RSRZ</b>
25	BA	2124	G	4.0
25	BA	2159	G	4.0
6	CD	148	VAL	4.0
40	BT	2	ASN	4.0
55	D8	20	GLY	4.0
12	CJ	75	ILE	4.0
36	BP	79	ARG	4.0
41	DU	106	PHE	4.0
46	BZ	188	ALA	4.0
11	CI	31	GLN	3.9
33	BJ	15	GLU	3.9
28	DE	25	VAL	3.9
45	BY	27	VAL	3.9
16	CN	6	LEU	3.9
32	DI	12	LEU	3.9
30	DG	69	ALA	3.9
24	AX	23	GLU	3.9
42	DV	98	GLU	3.9
16	CN	39	LEU	3.9
45	DY	82	PRO	3.9
25	BA	101	G	3.9
32	DI	145	VAL	3.9
22	CT	84	LEU	3.9
37	DQ	113	GLN	3.9
25	BA	1641	A	3.9
37	BQ	105	GLU	3.9
38	DR	53	HIS	3.9
13	CK	114	VAL	3.9
15	CM	102	ARG	3.9
25	BA	2164	C	3.9
31	DH	42	ARG	3.9
11	AI	115	GLY	3.9
34	DN	108	ILE	3.9
37	DQ	83	MET	3.9
47	D0	19	LYS	3.9
28	BE	159	HIS	3.9
29	DF	45	ARG	3.9
34	BN	122	LEU	3.9
5	CC	8	ILE	3.9
9	AG	41	ARG	3.9
1	CA	1286	A	3.9
35	BO	27	GLY	3.9

*Continued on next page...*

*Continued from previous page...*

<b>Mol</b>	<b>Chain</b>	<b>Res</b>	<b>Type</b>	<b>RSRZ</b>
47	B0	21	LEU	3.9
6	CD	146	ILE	3.9
4	AB	116	GLU	3.9
8	CF	95	GLU	3.9
15	CM	35	GLU	3.9
25	DA	2188	C	3.9
50	D3	34	GLU	3.9
32	BI	8	PRO	3.9
5	CC	17	ASP	3.9
25	BA	1073	A	3.9
18	CP	33	ILE	3.9
28	DE	45	THR	3.9
19	AQ	58	GLU	3.9
21	AS	35	SER	3.9
37	DQ	41	TRP	3.9
31	BH	52	VAL	3.9
49	D2	71	ASN	3.9
11	CI	110	GLU	3.9
41	DU	21	ALA	3.9
10	CH	93	VAL	3.9
28	BE	59	VAL	3.9
32	BI	114	LEU	3.9
31	BH	78	GLY	3.9
24	CX	151	ASP	3.9
25	DA	2129	C	3.9
25	DA	1083	U	3.9
50	B3	32	GLN	3.9
27	DD	226	MET	3.9
30	BG	37	VAL	3.9
33	BJ	61	LEU	3.9
34	DN	56	LEU	3.9
11	AI	90	PRO	3.9
26	BB	53	A	3.9
1	AA	1356	G	3.9
1	CA	61	G	3.9
39	DS	15	ARG	3.9
50	B3	30	ARG	3.9
10	AH	54	ASP	3.9
42	DV	15	GLU	3.9
19	AQ	10	VAL	3.8
25	DA	2139	C	3.8
14	AL	126	GLU	3.8

*Continued on next page...*

*Continued from previous page...*

<b>Mol</b>	<b>Chain</b>	<b>Res</b>	<b>Type</b>	<b>RSRZ</b>
24	CX	79	GLU	3.8
45	DY	99	CYS	3.8
36	DP	81	GLN	3.8
45	DY	5	MET	3.8
12	CJ	18	ALA	3.8
21	CS	9	VAL	3.8
26	BB	52	A	3.8
55	D8	22	VAL	3.8
1	CA	1348	U	3.8
25	BA	2160	G	3.8
10	AH	89	PRO	3.8
25	DA	2798	C	3.8
31	DH	159	GLU	3.8
5	CC	131	ARG	3.8
27	BD	168	ARG	3.8
28	DE	159	HIS	3.8
52	B5	2	ALA	3.8
45	BY	54	LYS	3.8
24	CX	186	THR	3.8
26	DB	41	U	3.8
39	DS	30	ARG	3.8
39	BS	38	GLN	3.8
37	DQ	27	VAL	3.8
11	AI	9	ARG	3.8
7	CE	118	ILE	3.8
11	AI	19	LEU	3.8
15	CM	30	ALA	3.8
47	B0	70	GLN	3.8
24	CX	267	MET	3.8
50	B3	54	VAL	3.8
35	DO	7	TYR	3.8
33	DJ	9	LEU	3.8
50	B3	8	LEU	3.8
32	BI	145	VAL	3.8
11	CI	55	ALA	3.8
21	AS	36	ARG	3.8
22	CT	23	ARG	3.8
54	B7	47	ARG	3.8
1	CA	1360	A	3.8
5	CC	150	LYS	3.8
24	AX	25	LEU	3.8
50	B3	10	LYS	3.8

*Continued on next page...*

*Continued from previous page...*

<b>Mol</b>	<b>Chain</b>	<b>Res</b>	<b>Type</b>	<b>RSRZ</b>
21	CS	41	VAL	3.8
28	DE	7	VAL	3.8
37	BQ	106	VAL	3.8
4	AB	122	PHE	3.8
10	AH	90	GLY	3.8
12	AJ	48	THR	3.8
28	BE	77	ILE	3.8
55	B8	16	ILE	3.8
8	AF	98	LEU	3.8
35	DO	8	LEU	3.8
34	BN	137	ARG	3.8
25	DA	34	C	3.8
33	DJ	20	ALA	3.8
32	DI	95	LYS	3.8
5	CC	204	LEU	3.8
32	BI	9	LEU	3.8
36	BP	147	LEU	3.8
37	DQ	64	ILE	3.8
24	CX	311	ARG	3.8
53	B6	9	LEU	3.8
11	AI	21	PRO	3.8
24	AX	296	GLY	3.8
55	D8	47	LYS	3.8
6	CD	4	TYR	3.8
32	DI	116	LEU	3.8
32	BI	127	VAL	3.8
55	B8	14	VAL	3.8
4	AB	101	MET	3.8
55	B8	11	LYS	3.8
15	CM	48	LEU	3.8
32	DI	97	ILE	3.8
45	BY	44	ILE	3.8
1	CA	1367	C	3.8
25	BA	1079	C	3.8
28	BE	67	PHE	3.8
1	CA	1358	U	3.7
22	CT	67	ALA	3.7
44	BX	75	ASP	3.7
7	CE	24	ARG	3.7
32	BI	140	LEU	3.7
41	DU	20	LEU	3.7
1	AA	1024	G	3.7

*Continued on next page...*

*Continued from previous page...*

<b>Mol</b>	<b>Chain</b>	<b>Res</b>	<b>Type</b>	<b>RSRZ</b>
12	AJ	65	LEU	3.7
34	BN	130	LEU	3.7
45	DY	66	PRO	3.7
19	CQ	27	PHE	3.7
31	BH	24	VAL	3.7
6	CD	24	GLU	3.7
7	CE	132	ALA	3.7
18	CP	34	GLU	3.7
31	BH	130	ARG	3.7
30	BG	75	LYS	3.7
45	BY	21	LYS	3.7
11	CI	37	PHE	3.7
45	BY	49	VAL	3.7
1	CA	1280	A	3.7
15	AM	111	LYS	3.7
18	CP	32	TYR	3.7
24	CX	126	ASP	3.7
32	DI	77	LEU	3.7
25	DA	226	G	3.7
12	AJ	5	ARG	3.7
50	B3	9	VAL	3.7
9	AG	40	ALA	3.7
24	CX	224	ALA	3.7
5	CC	154	SER	3.7
10	CH	2	LEU	3.7
11	CI	124	GLN	3.7
24	AX	51	TYR	3.7
41	DU	98	LEU	3.7
32	BI	79	ILE	3.7
15	CM	57	ARG	3.7
1	CA	60	A	3.7
17	AO	60	VAL	3.7
37	BQ	104	PHE	3.7
37	BQ	109	VAL	3.7
37	DQ	35	VAL	3.7
40	DT	111	ARG	3.7
43	BW	67	ASP	3.7
4	CB	134	GLU	3.7
39	BS	57	LYS	3.7
53	D6	27	LYS	3.7
7	CE	108	ALA	3.7
38	BR	62	ALA	3.7

*Continued on next page...*



*Continued from previous page...*

<b>Mol</b>	<b>Chain</b>	<b>Res</b>	<b>Type</b>	<b>RSRZ</b>
29	BF	123	LEU	3.7
10	AH	18	ARG	3.7
16	CN	35	ARG	3.7
8	AF	97	PHE	3.7
42	DV	14	VAL	3.7
44	BX	43	VAL	3.7
24	AX	62	GLU	3.7
27	BD	181	GLU	3.7
1	CA	958	A	3.7
37	DQ	103	MET	3.7
53	D6	32	ASN	3.7
10	AH	135	CYS	3.7
25	BA	34	C	3.7
8	AF	6	VAL	3.7
15	CM	7	VAL	3.7
25	BA	2120	G	3.7
49	D2	72	ALA	3.7
1	CA	1030	C	3.7
30	DG	95	ARG	3.7
15	AM	92	HIS	3.7
51	B4	48	ILE	3.7
35	DO	5	GLN	3.7
6	AD	15	GLU	3.7
12	AJ	45	ARG	3.7
25	DA	6	A	3.7
46	BZ	166	SER	3.7
11	AI	76	ALA	3.7
35	DO	67	LYS	3.7
45	BY	28	LYS	3.7
12	AJ	62	HIS	3.7
1	AA	91	C	3.7
25	BA	1885	A	3.7
34	DN	143	LEU	3.7
25	BA	2139	C	3.7
25	BA	2701	C	3.7
4	CB	211	ILE	3.7
45	BY	61	ILE	3.7
24	AX	32	GLN	3.7
11	CI	118	LYS	3.6
7	CE	10	MET	3.6
21	CS	76	PRO	3.6
4	AB	193	ASP	3.6

*Continued on next page...*

*Continued from previous page...*

<b>Mol</b>	<b>Chain</b>	<b>Res</b>	<b>Type</b>	<b>RSRZ</b>
16	CN	30	ALA	3.6
1	CA	103	C	3.6
12	CJ	51	ARG	3.6
21	CS	67	VAL	3.6
22	CT	29	LYS	3.6
11	CI	120	ARG	3.6
37	DQ	36	ALA	3.6
39	DS	102	ALA	3.6
50	D3	30	ARG	3.6
10	AH	94	TYR	3.6
28	DE	8	LYS	3.6
46	DZ	163	LEU	3.6
11	AI	46	ALA	3.6
30	DG	28	VAL	3.6
34	DN	109	PRO	3.6
37	BQ	41	TRP	3.6
18	AP	18	ARG	3.6
19	CQ	71	PHE	3.6
25	BA	1103	A	3.6
4	CB	123	ALA	3.6
6	CD	8	VAL	3.6
14	CL	55	ALA	3.6
27	DD	35	LYS	3.6
40	DT	134	GLU	3.6
51	B4	51	TYR	3.6
35	DO	27	GLY	3.6
54	D7	47	ARG	3.6
16	CN	36	PHE	3.6
25	DA	245	G	3.6
36	BP	64	LYS	3.6
25	BA	2114	A	3.6
30	DG	11	TYR	3.6
28	BE	181	LEU	3.6
22	AT	73	HIS	3.6
35	DO	20	MET	3.6
20	AR	60	ALA	3.6
32	DI	82	ARG	3.6
46	BZ	20	ARG	3.6
25	BA	2138	C	3.6
25	DA	2143	C	3.6
28	BE	52	LEU	3.6
40	BT	6	LEU	3.6

*Continued on next page...*

*Continued from previous page...*

<b>Mol</b>	<b>Chain</b>	<b>Res</b>	<b>Type</b>	<b>RSRZ</b>
10	CH	54	ASP	3.6
36	BP	47	ASP	3.6
25	BA	2113	U	3.6
38	BR	80	PHE	3.6
42	DV	93	GLU	3.6
5	CC	11	ARG	3.6
12	AJ	46	ARG	3.6
38	DR	2	ARG	3.6
39	BS	17	ARG	3.6
13	AK	127	LYS	3.6
54	B7	48	LYS	3.6
19	AQ	59	ILE	3.6
22	CT	87	LYS	3.6
36	DP	69	GLY	3.6
38	DR	65	LEU	3.6
46	BZ	46	LYS	3.6
18	AP	48	TRP	3.6
45	BY	92	ASN	3.6
6	CD	67	ILE	3.6
7	AE	83	GLU	3.6
55	D8	49	VAL	3.6
47	B0	22	GLY	3.6
18	AP	9	PHE	3.6
50	B3	35	ARG	3.6
19	CQ	3	LYS	3.6
30	DG	88	ILE	3.6
41	BU	72	HIS	3.6
41	DU	14	HIS	3.6
32	BI	47	LEU	3.6
25	BA	1045	A	3.6
34	DN	36	TRP	3.6
21	AS	51	VAL	3.6
25	DA	1093	G	3.6
28	BE	4	ILE	3.6
28	BE	155	LYS	3.6
37	BQ	83	MET	3.6
44	BX	51	VAL	3.6
46	BZ	127	LYS	3.6
30	DG	4	ASP	3.6
31	BH	122	THR	3.6
37	BQ	28	ALA	3.6
37	BQ	107	ALA	3.6

*Continued on next page...*

*Continued from previous page...*

<b>Mol</b>	<b>Chain</b>	<b>Res</b>	<b>Type</b>	<b>RSRZ</b>
28	BE	170	LEU	3.6
42	BV	71	LEU	3.6
47	D0	43	THR	3.6
24	CX	51	TYR	3.6
9	AG	5	ARG	3.5
22	AT	74	LYS	3.5
7	CE	51	VAL	3.5
13	AK	27	ASN	3.5
30	DG	77	ILE	3.5
28	DE	195	LEU	3.5
33	DJ	11	ALA	3.5
15	CM	6	GLY	3.5
10	AH	92	ARG	3.5
18	AP	16	HIS	3.5
27	DD	267	SER	3.5
7	AE	19	MET	3.5
31	DH	89	ILE	3.5
47	B0	36	ILE	3.5
25	DA	2134	A	3.5
32	DI	103	ARG	3.5
47	D0	59	LEU	3.5
32	BI	108	THR	3.5
45	BY	87	LYS	3.5
48	B1	10	LYS	3.5
1	CA	104	G	3.5
19	AQ	24	GLU	3.5
34	BN	76	VAL	3.5
29	DF	44	ARG	3.5
30	DG	176	LEU	3.5
6	AD	63	LYS	3.5
1	CA	1370	G	3.5
11	CI	5	TYR	3.5
45	DY	30	VAL	3.5
12	CJ	40	LEU	3.5
17	AO	66	LEU	3.5
28	BE	57	LYS	3.5
11	CI	6	GLY	3.5
41	DU	104	GLN	3.5
27	DD	90	ALA	3.5
38	DR	109	ALA	3.5
17	AO	65	ARG	3.5
36	BP	108	LYS	3.5

*Continued on next page...*

*Continued from previous page...*

<b>Mol</b>	<b>Chain</b>	<b>Res</b>	<b>Type</b>	<b>RSRZ</b>
46	BZ	58	VAL	3.5
1	CA	135	C	3.5
49	B2	1	MET	3.5
28	BE	30	PRO	3.5
30	BG	102	PHE	3.5
11	CI	114	TYR	3.5
5	AC	179	ARG	3.5
45	DY	29	GLU	3.5
36	BP	27	HIS	3.5
37	BQ	132	VAL	3.5
39	BS	62	LYS	3.5
55	D8	21	LYS	3.5
10	CH	111	ILE	3.5
37	DQ	100	GLY	3.5
20	CR	81	PHE	3.5
55	D8	63	PRO	3.5
25	BA	1574	C	3.5
18	AP	35	LYS	3.5
27	DD	4	LYS	3.5
30	DG	36	LYS	3.5
22	CT	24	LEU	3.5
40	DT	50	ILE	3.5
6	CD	16	GLY	3.5
24	CX	153	GLY	3.5
27	BD	240	ALA	3.5
38	BR	77	ARG	3.5
41	BU	32	PHE	3.5
46	DZ	166	SER	3.5
32	DI	117	GLU	3.5
1	AA	754	C	3.5
2	AZ	16	C	3.5
25	BA	2108	C	3.5
39	BS	69	VAL	3.5
50	D3	58	VAL	3.5
4	AB	142	LEU	3.5
55	D8	31	HIS	3.5
5	CC	164	ARG	3.5
9	AG	81	GLY	3.5
11	CI	83	ARG	3.5
24	AX	153	GLY	3.5
25	BA	99	U	3.5
37	DQ	67	ARG	3.5

*Continued on next page...*

*Continued from previous page...*

<b>Mol</b>	<b>Chain</b>	<b>Res</b>	<b>Type</b>	<b>RSRZ</b>
15	AM	31	LYS	3.5
51	D4	50	THR	3.5
12	AJ	98	ILE	3.5
32	DI	79	ILE	3.5
43	BW	107	LEU	3.5
5	AC	159	GLY	3.5
22	AT	80	ARG	3.5
1	CA	727	G	3.5
1	CA	1224	G	3.5
17	CO	30	ALA	3.5
25	BA	275	G	3.5
25	BA	2155	G	3.5
28	BE	184	VAL	3.5
45	BY	42	VAL	3.5
6	CD	108	LEU	3.5
11	CI	77	ILE	3.5
34	BN	97	ARG	3.5
50	B3	31	LEU	3.5
11	CI	115	GLY	3.5
28	DE	122	PHE	3.5
55	B8	25	MET	3.5
6	CD	62	GLN	3.4
47	B0	12	ASN	3.4
28	DE	30	PRO	3.4
32	DI	136	VAL	3.4
51	B4	55	PRO	3.4
22	AT	24	LEU	3.4
7	AE	44	GLY	3.4
24	CX	123	PHE	3.4
34	BN	113	MET	3.4
6	CD	119	GLN	3.4
45	DY	36	ALA	3.4
15	CM	59	TYR	3.4
1	CA	1259	C	3.4
28	BE	75	VAL	3.4
27	DD	61	LEU	3.4
32	DI	35	LEU	3.4
55	D8	15	LYS	3.4
6	CD	12	CYS	3.4
26	BB	48	A	3.4
4	CB	218	ALA	3.4
28	BE	73	GLU	3.4

*Continued on next page...*

*Continued from previous page...*

<b>Mol</b>	<b>Chain</b>	<b>Res</b>	<b>Type</b>	<b>RSRZ</b>
4	CB	36	ARG	3.4
16	CN	23	ARG	3.4
28	BE	7	VAL	3.4
24	CX	45	ILE	3.4
20	AR	29	PHE	3.4
24	AX	52	ARG	3.4
6	CD	135	LEU	3.4
11	AI	50	LEU	3.4
51	D4	51	TYR	3.4
55	B8	61	LEU	3.4
11	AI	74	ILE	3.4
28	DE	26	ILE	3.4
23	CU	9	ARG	3.4
37	BQ	103	MET	3.4
18	AP	24	ALA	3.4
10	CH	133	LEU	3.4
18	CP	2	VAL	3.4
24	CX	66	ASP	3.4
37	BQ	29	PHE	3.4
1	CA	1258	G	3.4
18	CP	42	ARG	3.4
22	CT	79	ARG	3.4
28	DE	117	MET	3.4
55	B8	17	THR	3.4
7	CE	139	LEU	3.4
8	AF	90	VAL	3.4
10	CH	118	VAL	3.4
19	AQ	84	LEU	3.4
21	AS	52	TYR	3.4
4	CB	30	ARG	3.4
38	BR	47	PHE	3.4
34	DN	34	PRO	3.4
40	DT	8	LYS	3.4
4	AB	85	ALA	3.4
25	BA	1044	G	3.4
46	BZ	5	LEU	3.4
6	AD	67	ILE	3.4
18	CP	71	ARG	3.4
31	BH	162	ILE	3.4
45	BY	73	ARG	3.4
37	BQ	92	GLY	3.4
13	AK	42	TRP	3.4

*Continued on next page...*

*Continued from previous page...*

<b>Mol</b>	<b>Chain</b>	<b>Res</b>	<b>Type</b>	<b>RSRZ</b>
16	CN	5	ALA	3.4
28	DE	181	LEU	3.4
33	BJ	10	LEU	3.4
40	DT	28	VAL	3.4
34	BN	66	THR	3.4
50	B3	7	LYS	3.4
35	DO	9	GLU	3.4
5	CC	138	VAL	3.4
6	CD	66	ARG	3.4
47	B0	39	ARG	3.4
55	D8	23	VAL	3.4
11	AI	27	THR	3.4
22	AT	70	SER	3.4
5	AC	158	GLY	3.4
22	CT	103	GLY	3.4
36	DP	27	HIS	3.4
7	CE	49	PRO	3.4
10	AH	84	ARG	3.4
1	CA	79	G	3.4
11	AI	41	VAL	3.4
14	CL	23	VAL	3.4
18	CP	50	LYS	3.4
31	BH	36	PRO	3.4
31	DH	115	VAL	3.4
35	DO	64	ARG	3.4
44	DX	77	LYS	3.4
46	BZ	61	LEU	3.4
4	AB	70	PHE	3.4
11	AI	77	ILE	3.4
4	AB	134	GLU	3.4
24	AX	37	ARG	3.4
39	DS	17	ARG	3.4
4	CB	193	ASP	3.4
33	BJ	59	ILE	3.4
1	AA	307	C	3.4
1	CA	1149	C	3.4
9	CG	56	GLN	3.4
15	AM	8	GLU	3.4
25	DA	2178	C	3.4
10	CH	32	LYS	3.4
16	AN	4	LYS	3.4
16	CN	17	LYS	3.4

*Continued on next page...*



*Continued from previous page...*

<b>Mol</b>	<b>Chain</b>	<b>Res</b>	<b>Type</b>	<b>RSRZ</b>
21	CS	78	ARG	3.4
11	AI	26	VAL	3.3
32	BI	44	LEU	3.3
55	B8	4	MET	3.4
1	AA	975	A	3.3
39	DS	66	ALA	3.3
30	BG	25	TYR	3.3
10	CH	113	SER	3.3
35	BO	28	SER	3.3
46	BZ	157	LEU	3.3
6	CD	147	ALA	3.3
32	DI	98	ALA	3.3
5	AC	90	GLU	3.3
22	AT	65	LYS	3.3
36	BP	138	LEU	3.3
40	BT	99	LEU	3.3
13	CK	87	THR	3.3
1	CA	1369	C	3.3
16	AN	29	ARG	3.3
13	CK	66	LEU	3.3
19	CQ	6	LEU	3.3
22	CT	104	LEU	3.3
25	DA	1759	A	3.3
30	DG	165	THR	3.3
39	BS	27	SER	3.3
29	DF	28	ILE	3.3
47	D0	72	ARG	3.3
1	CA	137	C	3.3
2	CZ	33	U	3.3
4	CB	229	VAL	3.3
1	CA	662	G	3.3
25	BA	2168	G	3.3
44	DX	68	ARG	3.3
25	BA	2117	A	3.3
6	CD	54	TYR	3.3
32	DI	122	GLU	3.3
45	BY	64	GLU	3.3
53	B6	23	THR	3.3
1	AA	308	C	3.3
27	BD	166	GLN	3.3
7	AE	32	VAL	3.3
6	CD	117	ALA	3.3

*Continued on next page...*

*Continued from previous page...*

<b>Mol</b>	<b>Chain</b>	<b>Res</b>	<b>Type</b>	<b>RSRZ</b>
7	CE	11	ILE	3.3
42	BV	91	TYR	3.3
1	AA	1531	A	3.3
25	BA	1063	G	3.3
16	AN	15	LYS	3.3
46	DZ	179	ASP	3.3
25	BA	2703	C	3.3
18	CP	4	ILE	3.3
34	BN	136	GLY	3.3
21	CS	42	PRO	3.3
44	DX	85	PRO	3.3
25	BA	2166	G	3.3
10	AH	111	ILE	3.3
31	DH	111	HIS	3.3
45	DY	54	LYS	3.3
24	CX	2	LEU	3.3
29	BF	176	LEU	3.3
31	DH	168	PRO	3.3
11	AI	43	ALA	3.3
4	CB	31	TYR	3.3
43	BW	37	ARG	3.3
11	AI	79	LEU	3.3
36	BP	105	LEU	3.3
1	AA	1115	C	3.3
1	CA	1244	C	3.3
28	DE	96	PHE	3.3
15	AM	29	ARG	3.3
24	AX	197	ALA	3.3
18	AP	39	TYR	3.3
41	DU	81	HIS	3.3
6	CD	71	SER	3.3
8	AF	8	ILE	3.3
28	BE	163	GLU	3.3
37	DQ	112	GLU	3.3
46	BZ	133	ILE	3.3
11	CI	92	TYR	3.3
14	CL	26	LEU	3.3
9	AG	26	PHE	3.3
55	D8	8	LYS	3.3
25	DA	257	A	3.2
17	AO	58	MET	3.2
17	AO	62	GLN	3.2

*Continued on next page...*

*Continued from previous page...*

<b>Mol</b>	<b>Chain</b>	<b>Res</b>	<b>Type</b>	<b>RSRZ</b>
50	B3	2	PRO	3.2
25	BA	1089	G	3.2
41	DU	99	ALA	3.2
27	DD	9	TYR	3.2
46	BZ	3	TYR	3.2
46	DZ	102	LEU	3.2
48	D1	85	LEU	3.2
6	CD	182	LYS	3.2
4	AB	177	ALA	3.2
12	CJ	20	ALA	3.2
21	CS	39	THR	3.2
41	BU	20	LEU	3.2
45	DY	65	ALA	3.2
10	AH	95	VAL	3.2
11	AI	37	PHE	3.2
12	AJ	34	VAL	3.2
24	AX	36	ARG	3.2
25	DA	7	G	3.2
6	AD	74	GLN	3.2
21	CS	59	PRO	3.2
22	AT	18	GLN	3.2
37	DQ	12	GLN	3.2
40	DT	99	LEU	3.2
46	BZ	187	ALA	3.2
24	AX	78	ARG	3.2
4	CB	164	VAL	3.2
24	AX	123	PHE	3.2
25	BA	2167	U	3.2
25	DA	2122	U	3.2
12	CJ	10	GLY	3.2
24	AX	71	LYS	3.2
28	BE	29	GLY	3.2
31	DH	160	LYS	3.2
37	BQ	78	PRO	3.2
40	DT	88	ILE	3.2
25	DA	1973	G	3.2
27	DD	244	ARG	3.2
32	DI	74	ASN	3.2
34	DN	98	TYR	3.2
45	BY	23	ARG	3.2
6	CD	121	VAL	3.2
19	CQ	73	VAL	3.2

*Continued on next page...*

*Continued from previous page...*

<b>Mol</b>	<b>Chain</b>	<b>Res</b>	<b>Type</b>	<b>RSRZ</b>
29	DF	154	VAL	3.2
25	DA	1026	U	3.2
1	CA	1531	A	3.2
6	AD	90	GLY	3.2
30	DG	175	LEU	3.2
38	DR	4	LEU	3.2
28	DE	151	TYR	3.2
35	BO	57	VAL	3.2
44	DX	26	TYR	3.2
25	DA	2123	G	3.2
28	DE	200	GLU	3.2
28	BE	174	ASP	3.2
6	CD	64	LEU	3.2
12	AJ	28	ARG	3.2
15	AM	4	ILE	3.2
18	CP	25	ARG	3.2
27	BD	233	HIS	3.2
28	BE	58	ARG	3.2
34	DN	94	ILE	3.2
40	DT	51	ARG	3.2
35	DO	99	PHE	3.2
37	DQ	29	PHE	3.2
5	CC	135	LYS	3.2
12	AJ	64	GLU	3.2
41	BU	84	LYS	3.2
27	DD	171	ASP	3.2
46	BZ	151	HIS	3.2
8	CF	101	ALA	3.2
12	CJ	39	PRO	3.2
19	CQ	61	GLU	3.2
25	BA	2173	A	3.2
49	B2	63	VAL	3.2
25	DA	2174	C	3.2
12	CJ	15	THR	3.2
28	DE	166	THR	3.2
9	AG	33	ASP	3.2
4	AB	164	VAL	3.2
28	BE	196	VAL	3.2
31	BH	17	VAL	3.2
17	AO	64	ARG	3.2
7	AE	31	LEU	3.2
43	DW	24	ILE	3.2

*Continued on next page...*

*Continued from previous page...*

<b>Mol</b>	<b>Chain</b>	<b>Res</b>	<b>Type</b>	<b>RSRZ</b>
11	AI	73	GLN	3.2
11	AI	116	LYS	3.2
14	AL	27	LYS	3.2
21	CS	50	ALA	3.2
46	BZ	130	PRO	3.2
46	DZ	83	PRO	3.2
1	CA	1001	G	3.2
19	AQ	8	GLY	3.2
41	DU	18	LEU	3.2
43	BW	34	ASN	3.2
4	CB	28	PHE	3.2
41	BU	29	SER	3.2
55	B8	48	PHE	3.2
13	CK	19	ALA	3.2
11	CI	62	TYR	3.2
24	AX	220	ASP	3.2
28	BE	28	ALA	3.2
38	DR	48	VAL	3.2
24	AX	118	GLU	3.2
34	DN	111	GLU	3.2
40	DT	100	TYR	3.2
45	BY	68	HIS	3.2
11	CI	96	LEU	3.2
38	BR	51	LEU	3.2
9	CG	37	ASN	3.2
30	DG	86	MET	3.2
12	AJ	60	ARG	3.2
29	BF	95	ARG	3.2
46	BZ	4	ARG	3.2
19	CQ	23	VAL	3.2
29	DF	126	VAL	3.2
32	BI	39	ALA	3.2
4	AB	118	LEU	3.1
12	AJ	22	LYS	3.1
24	CX	324	LEU	3.1
25	DA	1076	C	3.1
33	DJ	58	LEU	3.1
53	B6	25	LYS	3.1
53	B6	27	LYS	3.1
25	DA	2113	U	3.1
44	DX	29	TRP	3.1
17	AO	78	TYR	3.1

*Continued on next page...*

*Continued from previous page...*

<b>Mol</b>	<b>Chain</b>	<b>Res</b>	<b>Type</b>	<b>RSRZ</b>
47	B0	68	GLU	3.1
16	AN	6	LEU	3.1
1	CA	653	A	3.1
10	AH	134	ILE	3.1
25	BA	1088	A	3.1
25	DA	271(D)	U	3.1
25	DA	1383	C	3.1
39	DS	12	PHE	3.1
37	BQ	80	GLU	3.1
45	DY	39	VAL	3.1
17	CO	69	TYR	3.1
29	BF	41	LEU	3.1
34	BN	143	LEU	3.1
36	BP	7	ARG	3.1
6	AD	69	GLY	3.1
12	CJ	98	ILE	3.1
1	AA	1287	A	3.1
15	AM	65	LYS	3.1
15	CM	111	LYS	3.1
25	BA	1046	A	3.1
25	DA	256	A	3.1
31	DH	116	GLU	3.1
25	DA	2152	G	3.1
32	DI	83	ALA	3.1
41	BU	19	LYS	3.1
42	DV	53	GLU	3.1
44	BX	53	LYS	3.1
25	BA	1112	G	3.1
34	BN	101	TYR	3.1
34	DN	68	ASN	3.1
48	B1	38	SER	3.1
18	CP	36	ILE	3.1
51	B4	43	GLY	3.1
29	DF	194	MET	3.1
32	DI	41	GLU	3.1
45	BY	24	VAL	3.1
46	DZ	56	VAL	3.1
30	DG	12	TYR	3.1
11	AI	126	SER	3.1
12	CJ	47	PHE	3.1
27	BD	208	LYS	3.1
48	D1	33	LYS	3.1

*Continued on next page...*

*Continued from previous page...*

<b>Mol</b>	<b>Chain</b>	<b>Res</b>	<b>Type</b>	<b>RSRZ</b>
54	B7	46	VAL	3.1
6	CD	50	ARG	3.1
4	AB	92	TYR	3.1
25	BA	2111	C	3.1
25	BA	1071	G	3.1
12	CJ	8	LEU	3.1
16	AN	39	LEU	3.1
28	BE	171	GLU	3.1
1	AA	1318	A	3.1
11	AI	36	TYR	3.1
13	AK	122	LYS	3.1
31	DH	157	TYR	3.1
43	BW	38	TYR	3.1
1	CA	1361	G	3.1
29	DF	129	PHE	3.1
30	BG	63	ILE	3.1
45	BY	40	GLU	3.1
28	BE	60	ASN	3.1
29	BF	43	LYS	3.1
45	DY	69	ALA	3.1
14	AL	119	TYR	3.1
4	CB	32	ILE	3.1
32	BI	124	GLY	3.1
35	BO	22	ILE	3.1
21	AS	41	VAL	3.1
25	DA	2156	G	3.1
25	DA	2805	G	3.1
27	BD	5	LYS	3.1
35	BO	1	MET	3.1
38	DR	13	HIS	3.1
4	CB	215	LEU	3.1
37	DQ	24	GLY	3.1
1	AA	132	C	3.1
39	DS	28	VAL	3.1
6	CD	114	ARG	3.1
31	BH	74	ASN	3.1
32	DI	52	ARG	3.1
34	DN	138	ARG	3.1
44	BX	11	PRO	3.1
12	CJ	63	PHE	3.1
42	DV	54	GLY	3.1
47	D0	69	PHE	3.1

*Continued on next page...*

*Continued from previous page...*

<b>Mol</b>	<b>Chain</b>	<b>Res</b>	<b>Type</b>	<b>RSRZ</b>
4	AB	129	GLU	3.1
32	BI	144	VAL	3.1
2	CZ	16	C	3.1
18	AP	60	LEU	3.1
6	CD	138	TYR	3.0
32	DI	25	TYR	3.0
13	AK	87	THR	3.0
28	BE	12	THR	3.0
34	DN	91	GLU	3.0
28	BE	182	LEU	3.0
28	DE	27	LEU	3.0
49	B2	21	LEU	3.0
15	AM	28	ALA	3.0
18	CP	35	LYS	3.0
25	DA	645	C	3.0
25	DA	2333	A	3.0
30	DG	25	TYR	3.0
14	CL	126	GLU	3.0
30	BG	29	TRP	3.0
32	BI	64	GLU	3.0
25	DA	2895	U	3.0
30	DG	93	THR	3.0
41	BU	9	VAL	3.0
4	CB	114	ARG	3.0
27	BD	182	LEU	3.0
21	AS	74	PHE	3.0
34	DN	117	HIS	3.0
4	CB	26	PRO	3.0
5	AC	157	ILE	3.0
53	D6	39	TYR	3.0
10	AH	136	GLU	3.0
24	AX	72	GLU	3.0
25	DA	2124	G	3.0
21	AS	4	SER	3.0
24	CX	189	GLN	3.0
25	BA	2158	A	3.0
28	DE	48	GLN	3.0
37	BQ	77	LYS	3.0
45	DY	28	LYS	3.0
40	BT	101	PHE	3.0
17	CO	87	ILE	3.0
19	CQ	59	ILE	3.0

*Continued on next page...*



*Continued from previous page...*

<b>Mol</b>	<b>Chain</b>	<b>Res</b>	<b>Type</b>	<b>RSRZ</b>
37	DQ	131	ILE	3.0
4	CB	157	ARG	3.0
11	CI	53	VAL	3.0
18	AP	55	ARG	3.0
33	DJ	21	GLN	3.0
39	DS	14	VAL	3.0
1	AA	309	G	3.0
19	AQ	37	LYS	3.0
24	AX	244	LEU	3.0
24	CX	63	SER	3.0
1	AA	102(C)	C	3.0
26	BB	49	C	3.0
26	DB	17	C	3.0
24	AX	128	PHE	3.0
30	BG	24	GLY	3.0
41	BU	17	ILE	3.0
13	AK	119	CYS	3.0
47	D0	47	PRO	3.0
48	D1	48	LYS	3.0
55	B8	43	GLN	3.0
22	CT	11	SER	3.0
27	DD	162	SER	3.0
51	B4	46	ASN	3.0
1	CA	90	C	3.0
1	CA	998(B)	C	3.0
4	CB	188	ALA	3.0
6	AD	5	ILE	3.0
6	CD	207	TYR	3.0
14	CL	97	TYR	3.0
25	BA	2175	C	3.0
39	DS	36	TYR	3.0
55	B8	58	ILE	3.0
12	CJ	85	LEU	3.0
28	BE	49	LEU	3.0
9	AG	43	PHE	3.0
48	D1	16	ASN	3.0
14	CL	50	ALA	3.0
40	DT	110	ILE	3.0
55	D8	59	LYS	3.0
1	AA	994	A	3.0
25	BA	2118	U	3.0
26	BB	47	C	3.0

*Continued on next page...*

*Continued from previous page...*

<b>Mol</b>	<b>Chain</b>	<b>Res</b>	<b>Type</b>	<b>RSRZ</b>
32	DI	114	LEU	3.0
1	CA	664	G	3.0
25	BA	1068	G	3.0
31	BH	152	ARG	3.0
47	D0	44	ARG	3.0
4	CB	35	GLU	3.0
6	CD	205	GLU	3.0
10	AH	88	LYS	3.0
28	BE	169	ASN	3.0
31	DH	161	GLY	3.0
32	BI	95	LYS	3.0
53	D6	38	LYS	3.0
27	DD	147	LEU	3.0
4	AB	194	PRO	3.0
34	BN	138	ARG	3.0
5	AC	10	PHE	3.0
1	CA	975	A	3.0
1	CA	1046	A	3.0
25	DA	225	A	3.0
34	DN	106	LYS	3.0
1	CA	1187	G	3.0
7	CE	109	ILE	3.0
25	BA	2156	G	3.0
29	DF	96	ASP	3.0
37	BQ	33	GLY	3.0
47	B0	54	GLY	3.0
10	AH	137	VAL	3.0
15	AM	62	ASN	3.0
16	AN	60	SER	3.0
47	D0	36	ILE	3.0
29	DF	193	VAL	3.0
41	DU	105	VAL	3.0
9	CG	32	ARG	3.0
7	AE	26	PHE	3.0
35	BO	5	GLN	3.0
25	BA	271(D)	U	3.0
42	BV	74	LYS	3.0
6	AD	2	GLY	3.0
15	CM	42	ALA	3.0
40	DT	7	ILE	3.0
15	AM	110	ARG	3.0
23	CU	24	ARG	3.0

*Continued on next page...*

*Continued from previous page...*

<b>Mol</b>	<b>Chain</b>	<b>Res</b>	<b>Type</b>	<b>RSRZ</b>
27	BD	239	ARG	3.0
32	BI	15	VAL	3.0
24	AX	189	GLN	3.0
24	CX	331	HIS	3.0
16	CN	28	GLY	3.0
37	DQ	91	GLU	3.0
25	DA	2130	U	3.0
28	DE	28	ALA	3.0
29	DF	123	LEU	3.0
41	DU	19	LYS	3.0
35	DO	79	PHE	3.0
17	AO	25	THR	3.0
28	BE	24	THR	3.0
28	BE	107	THR	3.0
47	B0	80	HIS	3.0
11	AI	16	ARG	2.9
21	CS	37	ARG	2.9
27	BD	136	ILE	2.9
40	DT	115	ARG	2.9
6	AD	97	LEU	2.9
11	AI	113	LYS	2.9
18	AP	58	TYR	2.9
19	AQ	6	LEU	2.9
28	BE	78	LEU	2.9
34	BN	95	TYR	2.9
47	D0	79	VAL	2.9
36	DP	108	LYS	2.9
28	DE	171	GLU	2.9
31	BH	32	GLU	2.9
38	DR	43	GLU	2.9
10	AH	58	TYR	2.9
15	AM	19	LEU	2.9
6	AD	102	ASP	2.9
25	DA	2166	G	2.9
39	BS	88	ASP	2.9
55	D8	48	PHE	2.9
6	CD	15	GLU	2.9
13	AK	126	ARG	2.9
30	DG	78	SER	2.9
25	DA	2179	C	2.9
27	DD	166	GLN	2.9
3	AV	12	A	2.9

*Continued on next page...*

*Continued from previous page...*

<b>Mol</b>	<b>Chain</b>	<b>Res</b>	<b>Type</b>	<b>RSRZ</b>
14	AL	50	ALA	2.9
24	CX	327	VAL	2.9
36	BP	75	ILE	2.9
25	DA	2335	A	2.9
27	DD	107	ALA	2.9
28	DE	44	TYR	2.9
53	D6	48	VAL	2.9
31	BH	109	PHE	2.9
1	CA	743	U	2.9
11	CI	107	ARG	2.9
30	DG	116	ASP	2.9
53	B6	37	ARG	2.9
1	CA	21	G	2.9
6	AD	152	SER	2.9
21	AS	31	ILE	2.9
41	BU	80	ILE	2.9
29	DF	21	ALA	2.9
32	DI	38	LEU	2.9
50	D3	6	VAL	2.9
42	DV	83	ARG	2.9
7	CE	22	GLY	2.9
24	CX	228	GLY	2.9
25	BA	1175	U	2.9
12	AJ	35	SER	2.9
7	AE	30	ALA	2.9
29	DF	24	LEU	2.9
32	DI	81	VAL	2.9
5	CC	203	PHE	2.9
25	BA	2154	G	2.9
2	CZ	1	C	2.9
4	AB	35	GLU	2.9
1	AA	1250	A	2.9
24	CX	100	ASP	2.9
29	BF	185	ASP	2.9
5	CC	151	VAL	2.9
12	CJ	65	LEU	2.9
24	CX	34	LEU	2.9
39	DS	35	ILE	2.9
6	AD	161	ASN	2.9
6	CD	93	PHE	2.9
6	CD	154	ASN	2.9
22	AT	40	ALA	2.9

*Continued on next page...*

*Continued from previous page...*

<b>Mol</b>	<b>Chain</b>	<b>Res</b>	<b>Type</b>	<b>RSRZ</b>
37	DQ	59	ARG	2.9
38	DR	14	SER	2.9
41	DU	24	TYR	2.9
46	DZ	55	HIS	2.9
55	D8	7	HIS	2.9
21	CS	70	LYS	2.9
28	DE	185	LYS	2.9
49	B2	27	GLU	2.9
25	DA	2111	C	2.9
36	DP	61	ARG	2.9
6	AD	93	PHE	2.9
25	BA	282	A	2.9
27	DD	258	LYS	2.9
32	BI	132	PRO	2.9
41	DU	57	PHE	2.9
45	BY	43	ASN	2.9
7	AE	23	GLY	2.9
11	CI	47	LEU	2.9
24	CX	82	LEU	2.9
29	DF	155	LEU	2.9
30	BG	91	ARG	2.9
45	DY	31	LEU	2.9
46	BZ	59	LEU	2.9
28	BE	160	TYR	2.9
4	AB	153	ARG	2.9
12	CJ	92	THR	2.9
23	CU	10	ARG	2.9
36	BP	77	ARG	2.9
20	CR	75	ILE	2.9
28	BE	183	LEU	2.9
16	CN	19	ARG	2.9
46	BZ	91	LEU	2.9
48	D1	32	LYS	2.9
1	CA	389	A	2.9
4	AB	71	VAL	2.9
15	AM	15	VAL	2.9
47	D0	23	VAL	2.9
49	B2	64	LEU	2.9
37	DQ	95	ALA	2.9
39	DS	51	ALA	2.9
6	AD	14	ARG	2.9
5	AC	2	GLY	2.9

*Continued on next page...*

*Continued from previous page...*

<b>Mol</b>	<b>Chain</b>	<b>Res</b>	<b>Type</b>	<b>RSRZ</b>
34	BN	141	LYS	2.9
21	CS	66	MET	2.9
22	CT	33	ILE	2.9
25	BA	790	C	2.9
25	BA	2143	C	2.9
29	DF	142	TRP	2.9
55	D8	58	ILE	2.9
1	AA	1347	G	2.9
34	BN	93	LYS	2.9
9	CG	112	PRO	2.9
18	AP	41	PRO	2.9
30	BG	34	LEU	2.9
42	DV	40	LEU	2.9
4	AB	214	ILE	2.8
4	CB	94	ASN	2.8
29	DF	191	ARG	2.8
30	BG	110	ALA	2.8
4	AB	99	GLY	2.8
6	AD	94	LEU	2.8
11	AI	85	LEU	2.8
25	BA	2126	A	2.8
31	BH	71	LEU	2.8
6	AD	133	VAL	2.8
21	CS	10	PHE	2.8
7	AE	50	GLU	2.8
9	CG	8	GLU	2.8
30	BG	36	LYS	2.8
35	DO	26	LYS	2.8
14	CL	60	THR	2.8
38	DR	71	GLN	2.8
46	BZ	51	ALA	2.8
46	DZ	73	GLN	2.8
6	CD	31	CYS	2.8
17	CO	31	LEU	2.8
27	DD	155	LEU	2.8
38	BR	60	LEU	2.8
31	DH	107	VAL	2.8
6	AD	79	PHE	2.8
10	AH	9	MET	2.8
17	CO	15	PHE	2.8
25	BA	2169	A	2.8
44	BX	65	ARG	2.8

*Continued on next page...*

*Continued from previous page...*

<b>Mol</b>	<b>Chain</b>	<b>Res</b>	<b>Type</b>	<b>RSRZ</b>
27	DD	208	LYS	2.8
39	DS	11	LYS	2.8
4	AB	170	GLU	2.8
21	CS	73	GLU	2.8
39	DS	53	SER	2.8
37	BQ	74	TYR	2.8
49	D2	11	GLU	2.8
46	BZ	170	THR	2.8
17	AO	61	GLY	2.8
24	AX	324	LEU	2.8
44	DX	9	LEU	2.8
45	DY	14	LEU	2.8
52	B5	30	LEU	2.8
13	CK	124	LYS	2.8
30	BG	72	ARG	2.8
34	DN	77	VAL	2.8
36	BP	76	LYS	2.8
41	DU	90	VAL	2.8
37	DQ	115	MET	2.8
13	CK	65	ALA	2.8
35	DO	84	ALA	2.8
47	D0	61	ALA	2.8
7	CE	135	THR	2.8
21	AS	30	LEU	2.8
16	CN	18	VAL	2.8
17	CO	36	ILE	2.8
18	AP	12	LYS	2.8
21	CS	48	THR	2.8
37	DQ	108	GLY	2.8
6	CD	105	VAL	2.8
40	BT	110	ILE	2.8
45	DY	81	LYS	2.8
46	BZ	57	ILE	2.8
1	CA	106	C	2.8
11	CI	49	PRO	2.8
24	CX	9	GLU	2.8
25	DA	2138	C	2.8
4	AB	24	TRP	2.8
6	AD	207	TYR	2.8
31	DH	94	TYR	2.8
36	DP	80	TYR	2.8
18	CP	55	ARG	2.8

*Continued on next page...*

*Continued from previous page...*

<b>Mol</b>	<b>Chain</b>	<b>Res</b>	<b>Type</b>	<b>RSRZ</b>
28	BE	180	ASN	2.8
38	DR	111	LEU	2.8
42	BV	69	LYS	2.8
44	DX	60	ARG	2.8
3	CV	23	A	2.8
48	D1	25	LYS	2.8
29	BF	51	THR	2.8
9	AG	14	PRO	2.8
11	CI	93	ARG	2.8
19	AQ	25	ARG	2.8
22	CT	106	ALA	2.8
30	DG	115	ARG	2.8
29	DF	20	LEU	2.8
29	DF	148	LEU	2.8
35	BO	26	LYS	2.8
47	D0	25	ARG	2.8
22	AT	69	GLY	2.8
43	DW	108	GLY	2.8
4	CB	152	PHE	2.8
40	DT	22	PHE	2.8
43	DW	21	VAL	2.8
19	AQ	7	THR	2.8
27	DD	83	GLU	2.8
9	AG	46	ALA	2.8
10	AH	91	ARG	2.8
27	DD	36	PRO	2.8
31	BH	117	PRO	2.8
40	DT	113	LYS	2.8
10	AH	36	LEU	2.8
29	DF	40	GLN	2.8
32	BI	16	GLY	2.8
9	AG	23	VAL	2.8
10	CH	134	ILE	2.8
14	CL	31	PHE	2.8
19	CQ	56	VAL	2.8
24	AX	239	VAL	2.8
40	BT	102	ILE	2.8
46	DZ	86	VAL	2.8
23	CU	8	THR	2.8
28	BE	61	ARG	2.8
31	DH	167	GLU	2.8
36	DP	15	ARG	2.8

*Continued on next page...*



*Continued from previous page...*

<b>Mol</b>	<b>Chain</b>	<b>Res</b>	<b>Type</b>	<b>RSRZ</b>
38	DR	56	LYS	2.8
48	D1	21	ARG	2.8
17	AO	67	LEU	2.8
23	CU	5	ASP	2.8
16	AN	27	CYS	2.8
22	AT	55	ILE	2.8
43	BW	24	ILE	2.8
6	CD	153	ARG	2.8
24	AX	26	LYS	2.8
29	BF	27	GLU	2.8
41	DU	84	LYS	2.8
48	D1	38	SER	2.8
51	B4	39	ARG	2.8
37	BQ	75	THR	2.8
6	CD	102	ASP	2.8
14	CL	29	ALA	2.8
51	D4	38	ALA	2.8
1	AA	1025	U	2.8
4	CB	93	VAL	2.8
31	DH	114	VAL	2.8
7	AE	13	ILE	2.8
4	CB	12	GLU	2.8
10	CH	92	ARG	2.8
27	DD	39	LYS	2.8
32	BI	107	ILE	2.8
11	AI	110	GLU	2.8
40	DT	3	ARG	2.8
48	B1	21	ARG	2.8
50	B3	48	GLU	2.8
1	CA	43	C	2.8
5	CC	160	ALA	2.8
22	AT	28	ALA	2.8
27	BD	175	LEU	2.8
37	DQ	30	GLY	2.8
41	BU	21	ALA	2.8
49	D2	60	LEU	2.8
45	BY	22	GLY	2.8
4	CB	45	GLN	2.8
27	DD	174	ILE	2.8
40	BT	64	ARG	2.8
15	AM	69	GLU	2.8
31	DH	46	GLU	2.8

*Continued on next page...*

*Continued from previous page...*

<b>Mol</b>	<b>Chain</b>	<b>Res</b>	<b>Type</b>	<b>RSRZ</b>
32	BI	41	GLU	2.8
25	BA	1494	A	2.8
18	CP	61	SER	2.8
38	DR	15	SER	2.8
46	BZ	150	LEU	2.8
55	B8	60	LEU	2.8
5	CC	147	LYS	2.8
7	CE	27	ARG	2.8
28	DE	76	ARG	2.8
41	DU	12	ARG	2.8
11	CI	32	ASP	2.8
37	DQ	135	ASP	2.8
48	B1	37	ILE	2.7
1	AA	654	G	2.7
1	CA	86	U	2.7
35	DO	28	SER	2.7
11	CI	63	ILE	2.7
28	DE	77	ILE	2.7
41	DU	72	HIS	2.7
19	AQ	83	ASP	2.7
25	BA	1104	C	2.7
4	CB	121	LEU	2.7
15	CM	99	ARG	2.7
19	CQ	25	ARG	2.7
37	DQ	10	ARG	2.7
41	BU	50	ARG	2.7
13	CK	84	VAL	2.7
24	CX	155	PHE	2.7
30	DG	131	TYR	2.7
7	CE	13	ILE	2.7
24	AX	186	THR	2.7
24	AX	196	THR	2.7
24	CX	14	GLU	2.7
25	BA	1884	A	2.7
5	CC	172	ARG	2.7
11	AI	102	LEU	2.7
42	BV	88	ARG	2.7
43	DW	23	LEU	2.7
46	BZ	67	LEU	2.7
1	AA	322	C	2.7
39	BS	60	GLY	2.7
44	BX	28	PHE	2.7

*Continued on next page...*

*Continued from previous page...*

<b>Mol</b>	<b>Chain</b>	<b>Res</b>	<b>Type</b>	<b>RSRZ</b>
24	AX	147	SER	2.7
7	AE	24	ARG	2.7
13	CK	123	LYS	2.7
17	CO	54	ARG	2.7
24	AX	295	THR	2.7
30	BG	166	ASP	2.7
37	DQ	11	LYS	2.7
24	CX	244	LEU	2.7
44	DX	92	LEU	2.7
10	CH	95	VAL	2.7
31	BH	133	VAL	2.7
45	BY	7	VAL	2.7
29	DF	98	SER	2.7
40	DT	129	ARG	2.7
11	AI	23	ASN	2.7
15	CM	56	LEU	2.7
24	CX	323	ASP	2.7
11	CI	18	PHE	2.7
11	CI	68	GLY	2.7
13	AK	118	GLY	2.7
25	DA	389	G	2.7
25	DA	1641	A	2.7
18	AP	57	ARG	2.7
55	D8	11	LYS	2.7
20	CR	31	LEU	2.7
27	BD	133	LEU	2.7
27	BD	16	MET	2.7
13	AK	46	GLY	2.7
30	BG	165	THR	2.7
40	DT	47	GLY	2.7
46	BZ	77	ASP	2.7
14	AL	118	LYS	2.7
45	DY	86	ARG	2.7
46	BZ	11	GLU	2.7
25	DA	2170	A	2.7
11	AI	117	HIS	2.7
11	CI	98	PRO	2.7
21	CS	57	HIS	2.7
21	CS	8	GLY	2.7
25	BA	1387	C	2.7
42	BV	64	HIS	2.7
31	BH	82	GLY	2.7

*Continued on next page...*

*Continued from previous page...*

<b>Mol</b>	<b>Chain</b>	<b>Res</b>	<b>Type</b>	<b>RSRZ</b>
49	B2	65	ASN	2.7
4	AB	195	ASP	2.7
33	DJ	7	VAL	2.7
33	DJ	12	THR	2.7
37	BQ	90	VAL	2.7
38	BR	48	VAL	2.7
21	AS	62	ILE	2.7
24	CX	119	GLU	2.7
37	DQ	93	TYR	2.7
41	DU	102	GLU	2.7
55	B8	40	GLU	2.7
1	CA	1044	A	2.7
24	AX	35	SER	2.7
34	BN	35	ARG	2.7
36	BP	17	LYS	2.7
2	CZ	22	G	2.7
25	DA	2189	U	2.7
34	BN	98	TYR	2.7
22	AT	99	LEU	2.7
31	DH	87	LEU	2.7
24	AX	298	ARG	2.7
27	DD	255	LYS	2.7
46	BZ	28	MET	2.7
48	D1	10	LYS	2.7
27	BD	235	GLY	2.7
1	CA	1319	A	2.7
25	DA	866	A	2.7
9	AG	85	TYR	2.7
12	AJ	6	ILE	2.7
1	AA	230	G	2.7
1	CA	1027	C	2.7
8	AF	54	LYS	2.7
18	AP	49	LEU	2.7
7	CE	26	PHE	2.7
15	AM	80	ARG	2.7
8	AF	89	MET	2.7
18	AP	20	VAL	2.7
24	AX	183	VAL	2.7
28	DE	9	VAL	2.7
28	DE	193	GLY	2.7
47	D0	83	PRO	2.7
50	B3	56	VAL	2.7

*Continued on next page...*

*Continued from previous page...*

<b>Mol</b>	<b>Chain</b>	<b>Res</b>	<b>Type</b>	<b>RSRZ</b>
24	CX	35	SER	2.7
32	DI	4	ILE	2.7
49	D2	4	SER	2.7
9	CG	33	ASP	2.7
21	CS	55	LYS	2.7
28	BE	2	LYS	2.7
18	AP	42	ARG	2.7
28	BE	199	ARG	2.7
34	DN	110	LEU	2.7
45	DY	23	ARG	2.7
1	CA	407	G	2.7
2	CZ	2	G	2.7
4	AB	90	MET	2.7
40	DT	70	VAL	2.7
13	AK	28	THR	2.6
30	DG	80	PHE	2.6
4	AB	143	GLU	2.6
4	AB	29	ALA	2.6
24	CX	47	LEU	2.6
48	D1	20	ARG	2.6
25	DA	1068	G	2.6
37	DQ	69	PHE	2.6
13	CK	82	VAL	2.6
15	CM	103	THR	2.6
41	DU	8	VAL	2.6
45	DY	42	VAL	2.6
50	D3	56	VAL	2.6
55	D8	35	GLN	2.6
4	CB	137	ARG	2.6
38	DR	86	ARG	2.6
24	CX	65	LEU	2.6
22	CT	61	SER	2.6
24	CX	296	GLY	2.6
40	DT	72	VAL	2.6
41	BU	16	LYS	2.6
4	CB	224	GLN	2.6
44	DX	51	VAL	2.6
27	DD	40	THR	2.6
30	BG	73	ALA	2.6
30	BG	90	LEU	2.6
50	D3	16	PRO	2.6
41	BU	40	PHE	2.6

*Continued on next page...*

*Continued from previous page...*

<b>Mol</b>	<b>Chain</b>	<b>Res</b>	<b>Type</b>	<b>RSRZ</b>
18	AP	31	LYS	2.6
27	DD	12	SER	2.6
27	DD	32	SER	2.6
16	AN	12	ARG	2.6
6	CD	111	ALA	2.6
27	DD	93	ALA	2.6
52	D5	53	ALA	2.6
16	CN	54	PRO	2.6
37	BQ	73	PRO	2.6
12	AJ	63	PHE	2.6
27	BD	258	LYS	2.6
6	AD	114	ARG	2.6
22	AT	15	ARG	2.6
38	BR	22	ARG	2.6
25	DA	528	A	2.6
1	AA	1317	C	2.6
1	CA	175	C	2.6
45	BY	14	LEU	2.6
46	BZ	144	LEU	2.6
55	D8	32	LEU	2.6
16	CN	20	ALA	2.6
31	BH	150	ALA	2.6
39	DS	37	ALA	2.6
45	DY	95	LYS	2.6
55	D8	5	LYS	2.6
4	AB	38	GLY	2.6
12	AJ	68	HIS	2.6
14	CL	101	ARG	2.6
17	CO	46	HIS	2.6
25	BA	2807	G	2.6
36	DP	71	VAL	2.6
27	BD	147	LEU	2.6
39	BS	73	LEU	2.6
25	DA	867	C	2.6
27	DD	2	ALA	2.6
49	D2	68	ARG	2.6
30	DG	109	VAL	2.6
27	BD	214	TRP	2.6
41	BU	25	TRP	2.6
22	AT	63	ILE	2.6
27	BD	174	ILE	2.6
27	DD	106	ILE	2.6

*Continued on next page...*

*Continued from previous page...*

<b>Mol</b>	<b>Chain</b>	<b>Res</b>	<b>Type</b>	<b>RSRZ</b>
28	DE	5	LEU	2.6
29	DF	124	LEU	2.6
41	BU	30	LYS	2.6
46	DZ	183	LEU	2.6
6	CD	20	TYR	2.6
9	CG	3	ARG	2.6
13	CK	50	TYR	2.6
25	DA	463	G	2.6
25	DA	2389	G	2.6
41	DU	32	PHE	2.6
45	BY	36	ALA	2.6
6	CD	60	GLU	2.6
12	AJ	24	VAL	2.6
19	CQ	58	GLU	2.6
30	DG	129	GLY	2.6
32	DI	16	GLY	2.6
37	DQ	39	PRO	2.6
37	DQ	97	VAL	2.6
38	DR	110	PRO	2.6
46	BZ	121	HIS	2.6
1	CA	93	U	2.6
17	AO	70	LEU	2.6
17	AO	54	ARG	2.6
29	DF	95	ARG	2.6
41	DU	70	ARG	2.6
40	BT	106	SER	2.6
44	BX	21	PHE	2.6
1	AA	306	G	2.6
4	AB	132	LYS	2.6
14	CL	42	VAL	2.6
27	BD	238	GLY	2.6
38	BR	102	GLU	2.6
41	DU	9	VAL	2.6
44	BX	71	GLY	2.6
45	BY	37	VAL	2.6
15	CM	110	ARG	2.6
19	AQ	22	LEU	2.6
28	BE	13	ARG	2.6
46	BZ	98	MET	2.6
37	BQ	42	ILE	2.6
55	B8	13	ARG	2.6
2	AZ	36	U	2.6

*Continued on next page...*

*Continued from previous page...*

<b>Mol</b>	<b>Chain</b>	<b>Res</b>	<b>Type</b>	<b>RSRZ</b>
5	CC	163	ALA	2.6
6	AD	138	TYR	2.6
24	CX	38	TYR	2.6
32	DI	59	ALA	2.6
39	DS	87	PHE	2.6
34	BN	99	SER	2.6
6	CD	2	GLY	2.6
6	CD	80	GLU	2.6
22	AT	68	LYS	2.6
38	DR	49	ASP	2.6
37	BQ	19	GLY	2.6
28	BE	168	MET	2.6
25	BA	2135	A	2.6
28	BE	204	ALA	2.6
35	DO	11	ALA	2.6
37	DQ	40	ALA	2.6
19	CQ	39	SER	2.6
40	DT	36	GLU	2.6
4	AB	30	ARG	2.6
23	AU	22	ARG	2.6
24	CX	125	ARG	2.6
31	BH	170	ARG	2.6
38	DR	72	ASP	2.6
50	B3	6	VAL	2.6
13	CK	63	LEU	2.6
36	BP	100	LEU	2.6
21	AS	33	THR	2.6
28	BE	51	PHE	2.5
4	CB	77	ALA	2.5
27	BD	39	LYS	2.5
47	D0	70	GLN	2.5
24	AX	79	GLU	2.5
1	AA	999	U	2.5
11	AI	72	GLY	2.5
14	CL	112	ARG	2.5
25	DA	2165	G	2.5
30	BG	76	SER	2.5
36	BP	126	VAL	2.5
43	BW	21	VAL	2.5
48	B1	36	GLY	2.5
55	B8	23	VAL	2.5
4	CB	118	LEU	2.5

*Continued on next page...*



*Continued from previous page...*

<b>Mol</b>	<b>Chain</b>	<b>Res</b>	<b>Type</b>	<b>RSRZ</b>
38	DR	44	LEU	2.5
41	BU	56	ASP	2.5
9	AG	84	ASN	2.5
10	CH	101	PRO	2.5
17	CO	58	MET	2.5
55	B8	21	LYS	2.5
16	CN	29	ARG	2.5
18	AP	34	GLU	2.5
27	BD	272	ALA	2.5
30	DG	26	GLN	2.5
1	AA	262	A	2.5
25	BA	2144	U	2.5
11	CI	78	LYS	2.5
12	CJ	14	LYS	2.5
22	CT	81	LYS	2.5
31	BH	90	LYS	2.5
35	DO	1	MET	2.5
45	BY	63	LYS	2.5
1	CA	755	G	2.5
25	BA	1056	G	2.5
25	BA	1093	G	2.5
4	AB	236	TYR	2.5
5	AC	189	ALA	2.5
6	CD	32	ALA	2.5
19	AQ	51	TYR	2.5
49	B2	62	THR	2.5
50	D3	38	GLU	2.5
24	CX	239	VAL	2.5
54	D7	46	VAL	2.5
27	DD	7	LYS	2.5
29	DF	43	LYS	2.5
41	BU	83	LEU	2.5
44	BX	64	LYS	2.5
24	AX	57	ASP	2.5
21	CS	69	HIS	2.5
27	DD	62	TYR	2.5
43	DW	38	TYR	2.5
10	CH	53	VAL	2.5
18	AP	62	VAL	2.5
26	BB	54	G	2.5
27	DD	221	VAL	2.5
28	DE	3	GLY	2.5

*Continued on next page...*

*Continued from previous page...*

<b>Mol</b>	<b>Chain</b>	<b>Res</b>	<b>Type</b>	<b>RSRZ</b>
31	DH	44	VAL	2.5
46	DZ	118	GLN	2.5
4	CB	27	LYS	2.5
41	DU	40	PHE	2.5
6	AD	71	SER	2.5
32	BI	10	GLU	2.5
37	BQ	39	PRO	2.5
40	DT	128	GLU	2.5
10	AH	65	TYR	2.5
14	AL	60	THR	2.5
24	AX	24	VAL	2.5
30	DG	37	VAL	2.5
34	BN	121	VAL	2.5
39	BS	84	GLN	2.5
25	BA	2174	C	2.5
1	CA	1316	G	2.5
13	AK	43	SER	2.5
46	DZ	178	GLU	2.5
1	CA	1450	U	2.5
6	AD	68	TYR	2.5
19	CQ	32	TYR	2.5
44	BX	33	LYS	2.5
4	AB	44	LEU	2.5
22	AT	43	LEU	2.5
6	CD	139	ARG	2.5
20	AR	64	ARG	2.5
28	DE	111	ARG	2.5
1	CA	663	A	2.5
1	CA	1043	C	2.5
15	CM	25	ILE	2.5
40	BT	50	ILE	2.5
48	B1	18	ILE	2.5
38	DR	82	GLU	2.5
7	CE	23	GLY	2.5
10	AH	23	SER	2.5
38	DR	10	LEU	2.5
40	DT	136	GLN	2.5
42	BV	62	LEU	2.5
9	AG	28	ASN	2.5
28	DE	1	MET	2.5
31	DH	72	ILE	2.5
15	CM	61	GLU	2.5

*Continued on next page...*

*Continued from previous page...*

<b>Mol</b>	<b>Chain</b>	<b>Res</b>	<b>Type</b>	<b>RSRZ</b>
24	CX	10	GLU	2.5
28	DE	109	LYS	2.5
26	DB	12	C	2.5
5	CC	195	VAL	2.5
11	CI	50	LEU	2.5
16	AN	57	ARG	2.5
17	AO	72	ARG	2.5
27	BD	171	ASP	2.5
29	DF	36	VAL	2.5
31	BH	125	VAL	2.5
18	CP	12	LYS	2.5
21	AS	32	LYS	2.5
42	DV	99	ILE	2.5
32	DI	60	GLU	2.5
18	AP	26	ARG	2.5
28	BE	149	ARG	2.5
28	BE	193	GLY	2.5
30	DG	15	VAL	2.5
38	BR	2	ARG	2.5
41	DU	11	ARG	2.5
48	B1	41	ARG	2.5
4	AB	131	PRO	2.5
20	AR	44	LEU	2.5
24	AX	238	ALA	2.5
25	BA	2700	C	2.5
33	BJ	20	ALA	2.5
41	BU	45	TYR	2.5
17	CO	13	GLN	2.5
25	DA	2126	A	2.5
6	CD	169	LYS	2.5
12	AJ	47	PHE	2.5
35	BO	42	SER	2.5
46	BZ	52	SER	2.5
39	BS	39	ILE	2.5
4	CB	144	ARG	2.5
9	CG	4	ARG	2.5
13	AK	41	THR	2.5
46	BZ	112	ARG	2.5
1	CA	309	G	2.5
7	CE	34	VAL	2.5
9	CG	34	GLY	2.5
14	AL	28	GLY	2.5

*Continued on next page...*

*Continued from previous page...*

<b>Mol</b>	<b>Chain</b>	<b>Res</b>	<b>Type</b>	<b>RSRZ</b>
27	BD	61	LEU	2.5
30	DG	65	GLY	2.5
31	DH	131	VAL	2.5
38	BR	54	LEU	2.5
47	B0	59	LEU	2.5
4	CB	160	ASP	2.5
14	AL	4	PRO	2.5
1	CA	386	C	2.5
3	AV	15	A	2.5
10	AH	81	HIS	2.5
19	CQ	72	ARG	2.5
24	CX	1	MET	2.5
31	BH	124	GLU	2.5
1	AA	1358	U	2.5
18	AP	51	VAL	2.5
28	DE	52	LEU	2.5
48	D1	14	VAL	2.5
37	BQ	85	LYS	2.5
55	D8	12	LYS	2.5
28	BE	54	GLN	2.5
39	BS	87	PHE	2.5
42	BV	90	PRO	2.5
7	CE	136	MET	2.4
11	AI	71	SER	2.5
25	DA	1758	G	2.5
25	DA	2319	G	2.5
25	DA	2146	C	2.4
8	AF	7	ASN	2.4
17	CO	32	LEU	2.4
32	DI	69	LYS	2.4
37	BQ	81	VAL	2.4
40	DT	2	ASN	2.4
53	B6	43	CYS	2.4
6	AD	32	ALA	2.4
25	BA	2189	U	2.4
25	DA	2406	U	2.4
6	AD	115	ARG	2.4
10	CH	6	ILE	2.4
34	DN	120	ARG	2.4
39	DS	67	ARG	2.4
29	BF	161	GLU	2.4
27	BD	167	GLY	2.4

*Continued on next page...*

*Continued from previous page...*

<b>Mol</b>	<b>Chain</b>	<b>Res</b>	<b>Type</b>	<b>RSRZ</b>
30	DG	82	LEU	2.4
34	DN	114	LEU	2.4
36	BP	124	LYS	2.4
1	CA	1283	G	2.4
2	CZ	19	G	2.4
25	BA	2833	G	2.4
42	DV	48	GLY	2.4
44	BX	30	VAL	2.4
25	DA	1080	C	2.4
33	DJ	56	ASN	2.4
37	BQ	136	ALA	2.4
2	CZ	20	U	2.4
6	CD	115	ARG	2.4
8	CF	47	ARG	2.4
9	CG	10	ARG	2.4
33	DJ	60	ARG	2.4
51	D4	65	CYS	2.4
4	CB	135	GLN	2.4
18	AP	23	ASP	2.4
19	AQ	87	LYS	2.4
28	BE	156	MET	2.4
4	CB	44	LEU	2.4
21	CS	15	LEU	2.4
45	BY	20	TYR	2.4
5	CC	202	ILE	2.4
24	CX	253	GLN	2.4
25	BA	2294	C	2.4
1	CA	1519	A	2.4
25	BA	1066	U	2.4
25	DA	2176	A	2.4
48	B1	42	GLN	2.4
6	CD	10	ARG	2.4
24	CX	95	HIS	2.4
38	DR	76	VAL	2.4
44	DX	6	ASP	2.4
38	BR	25	ALA	2.4
55	D8	10	ALA	2.4
6	CD	61	LYS	2.4
44	BX	77	LYS	2.4
46	BZ	6	LYS	2.4
2	CZ	3	C	2.4
38	DR	39	PRO	2.4

*Continued on next page...*

*Continued from previous page...*

<b>Mol</b>	<b>Chain</b>	<b>Res</b>	<b>Type</b>	<b>RSRZ</b>
42	DV	16	PRO	2.4
12	CJ	34	VAL	2.4
16	AN	38	GLY	2.4
47	B0	38	VAL	2.4
25	DA	1095	A	2.4
47	D0	48	GLY	2.4
12	CJ	57	LYS	2.4
31	BH	85	LYS	2.4
33	BJ	62	ALA	2.4
38	DR	21	TYR	2.4
42	BV	85	LYS	2.4
44	BX	25	LYS	2.4
32	DI	109	ILE	2.4
11	AI	34	ASN	2.4
30	BG	26	GLN	2.4
4	AB	230	VAL	2.4
12	CJ	16	LEU	2.4
13	CK	28	THR	2.4
17	AO	32	LEU	2.4
21	AS	15	LEU	2.4
30	BG	115	ARG	2.4
31	BH	93	GLY	2.4
32	DI	144	VAL	2.4
28	BE	187	ALA	2.4
1	CA	1323	G	2.4
31	BH	155	SER	2.4
15	CM	95	GLY	2.4
20	CR	82	THR	2.4
21	CS	51	VAL	2.4
24	AX	73	MET	2.4
24	AX	152	LEU	2.4
34	DN	130	LEU	2.4
39	BS	48	LEU	2.4
40	BT	55	ASN	2.4
49	D2	64	LEU	2.4
5	CC	205	GLY	2.4
28	DE	186	GLY	2.4
16	AN	37	PHE	2.4
5	CC	184	TYR	2.4
11	AI	5	TYR	2.4
18	CP	58	TYR	2.4
31	BH	164	TYR	2.4

*Continued on next page...*

*Continued from previous page...*

<b>Mol</b>	<b>Chain</b>	<b>Res</b>	<b>Type</b>	<b>RSRZ</b>
38	BR	19	ALA	2.4
43	DW	22	ASP	2.4
46	BZ	113	ALA	2.4
6	AD	31	CYS	2.4
25	BA	1386	C	2.4
30	BG	39	ILE	2.4
32	DI	33	ARG	2.4
40	BT	3	ARG	2.4
4	AB	112	VAL	2.4
6	CD	120	LEU	2.4
16	AN	53	LEU	2.4
24	CX	226	GLY	2.4
36	BP	46	LYS	2.4
38	BR	73	VAL	2.4
25	DA	1062	G	2.4
22	CT	71	THR	2.4
5	AC	56	ASP	2.4
22	AT	67	ALA	2.4
37	BQ	38	GLU	2.4
25	BA	1590	U	2.4
36	DP	114	ILE	2.4
32	DI	9	LEU	2.4
32	DI	1	MET	2.4
36	BP	81	GLN	2.4
1	CA	1256	A	2.4
25	DA	2062	A	2.4
25	DA	2173	A	2.4
44	DX	21	PHE	2.4
27	BD	40	THR	2.4
29	DF	168	ARG	2.4
32	BI	57	ARG	2.4
47	D0	12	ASN	2.4
4	CB	117	GLU	2.4
24	CX	300	GLU	2.4
41	BU	24	TYR	2.4
4	CB	140	HIS	2.4
6	CD	204	ILE	2.4
25	BA	2112	G	2.4
25	DA	1573	G	2.4
55	D8	29	LYS	2.4
30	BG	86	MET	2.4
1	CA	186(A)	C	2.4

*Continued on next page...*

*Continued from previous page...*

<b>Mol</b>	<b>Chain</b>	<b>Res</b>	<b>Type</b>	<b>RSRZ</b>
11	CI	104	ARG	2.4
25	BA	2136	C	2.4
18	AP	66	PRO	2.4
36	BP	144	GLU	2.4
42	BV	93	GLU	2.4
10	AH	86	ILE	2.4
17	CO	50	HIS	2.4
25	DA	1077	A	2.4
27	BD	35	LYS	2.4
34	BN	117	HIS	2.4
5	AC	12	LEU	2.4
6	AD	58	LEU	2.4
9	CG	101	LEU	2.4
10	CH	4	ASP	2.4
40	DT	105	LEU	2.4
1	CA	1033	G	2.4
10	CH	90	GLY	2.4
1	AA	1369	C	2.4
10	CH	94	TYR	2.4
30	BG	142	PRO	2.4
36	DP	10	PRO	2.4
55	B8	44	LYS	2.4
4	CB	37	ASN	2.4
7	CE	80	ILE	2.4
17	CO	66	LEU	2.4
29	DF	170	LEU	2.4
30	DG	106	LEU	2.4
33	BJ	13	LEU	2.4
3	AV	13	A	2.3
29	BF	44	ARG	2.3
33	DJ	5	ARG	2.3
33	DJ	22	GLY	2.3
38	BR	45	ARG	2.3
25	DA	162	U	2.3
25	DA	405	U	2.3
27	BD	4	LYS	2.3
49	B2	8	LYS	2.3
4	AB	68	ILE	2.3
16	AN	30	ALA	2.3
24	AX	61	ALA	2.3
24	AX	305	TYR	2.3
27	DD	272	ALA	2.3

*Continued on next page...*



*Continued from previous page...*

<b>Mol</b>	<b>Chain</b>	<b>Res</b>	<b>Type</b>	<b>RSRZ</b>
6	AD	64	LEU	2.3
7	CE	43	LEU	2.3
17	CO	43	LEU	2.3
47	D0	21	LEU	2.3
30	BG	22	ARG	2.3
4	AB	105	PHE	2.3
10	CH	130	GLY	2.3
40	DT	25	GLY	2.3
44	DX	64	LYS	2.3
54	B7	22	MET	2.3
1	AA	1451	A	2.3
11	CI	36	TYR	2.3
50	D3	51	ALA	2.3
51	D4	63	SER	2.3
12	CJ	38	ILE	2.3
23	CU	13	ILE	2.3
18	CP	72	ARG	2.3
18	AP	53	VAL	2.3
25	DA	2279	G	2.3
27	DD	231	HIS	2.3
49	D2	63	VAL	2.3
25	DA	418	G	2.3
55	B8	34	TRP	2.3
1	AA	110	C	2.3
24	AX	69	GLU	2.3
39	DS	42	ASP	2.3
46	BZ	186	GLU	2.3
6	AD	197	PRO	2.3
11	CI	99	LEU	2.3
15	AM	108	ARG	2.3
25	BA	2062	A	2.3
32	BI	88	ILE	2.3
38	BR	14	SER	2.3
40	BT	75	ILE	2.3
5	CC	159	GLY	2.3
11	CI	70	LYS	2.3
11	CI	108	VAL	2.3
21	CS	28	LYS	2.3
30	DG	84	LYS	2.3
43	BW	4	LYS	2.3
13	AK	117	ASN	2.3
30	DG	18	GLU	2.3

*Continued on next page...*

*Continued from previous page...*

<b>Mol</b>	<b>Chain</b>	<b>Res</b>	<b>Type</b>	<b>RSRZ</b>
36	DP	74	GLU	2.3
38	DR	95	THR	2.3
1	CA	306	G	2.3
1	CA	558	G	2.3
1	CA	1197	G	2.3
28	BE	111	ARG	2.3
4	CB	236	TYR	2.3
20	AR	66	LEU	2.3
29	DF	32	LEU	2.3
41	DU	39	LEU	2.3
19	AQ	57	VAL	2.3
27	DD	246	PRO	2.3
34	BN	126	VAL	2.3
44	BX	74	PRO	2.3
1	CA	229	U	2.3
44	BX	24	GLY	2.3
16	CN	49	HIS	2.3
22	CT	56	MET	2.3
46	DZ	121	HIS	2.3
55	B8	7	HIS	2.3
5	AC	131	ARG	2.3
5	CC	165	THR	2.3
22	AT	71	THR	2.3
4	CB	145	LEU	2.3
24	CX	328	LEU	2.3
32	BI	45	LYS	2.3
37	BQ	8	LYS	2.3
1	CA	1267	C	2.3
2	AZ	61	C	2.3
4	CB	124	SER	2.3
25	BA	2872	G	2.3
37	BQ	86	GLY	2.3
46	BZ	66	SER	2.3
2	AZ	33	U	2.3
8	AF	66	GLU	2.3
15	AM	114	ARG	2.3
25	BA	1454	U	2.3
45	DY	64	GLU	2.3
25	DA	2478	A	2.3
4	CB	142	LEU	2.3
33	DJ	3	ASN	2.3
46	BZ	154	ASP	2.3

*Continued on next page...*

*Continued from previous page...*

<b>Mol</b>	<b>Chain</b>	<b>Res</b>	<b>Type</b>	<b>RSRZ</b>
50	D3	22	ALA	2.3
16	AN	55	GLY	2.3
1	CA	401	C	2.3
6	CD	208	SER	2.3
28	DE	74	PRO	2.3
32	DI	137	PRO	2.3
15	AM	115	LYS	2.3
16	AN	50	LYS	2.3
25	BA	1092	C	2.3
25	DA	1075	C	2.3
1	AA	326	G	2.3
25	DA	2141	G	2.3
34	BN	153	HIS	2.3
5	CC	182	ILE	2.3
24	CX	290	LEU	2.3
27	BD	224	ALA	2.3
29	DF	26	ALA	2.3
37	BQ	131	ILE	2.3
2	CZ	35	A	2.3
25	DA	1098	A	2.3
15	CM	24	GLY	2.3
15	CM	26	GLY	2.3
17	CO	35	ARG	2.3
18	AP	63	GLY	2.3
45	DY	18	GLY	2.3
6	CD	63	LYS	2.3
30	BG	155	MET	2.3
32	BI	69	LYS	2.3
1	AA	90	C	2.3
16	AN	61	TRP	2.3
34	BN	92	GLN	2.3
1	CA	1040	U	2.3
15	CM	106	ASN	2.3
46	BZ	126	VAL	2.3
1	AA	1033	G	2.3
1	AA	1398	A	2.3
25	DA	1534	G	2.3
25	DA	1932	A	2.3
25	DA	2133	G	2.3
42	DV	74	LYS	2.3
46	BZ	78	LYS	2.3
20	CR	44	LEU	2.3

*Continued on next page...*

*Continued from previous page...*

<b>Mol</b>	<b>Chain</b>	<b>Res</b>	<b>Type</b>	<b>RSRZ</b>
33	DJ	66	LEU	2.3
39	DS	27	SER	2.3
27	BD	262	ARG	2.3
29	BF	39	TRP	2.3
1	CA	385	C	2.3
1	CA	719	C	2.3
1	CA	1226	C	2.3
37	DQ	96	VAL	2.3
9	AG	34	GLY	2.3
36	DP	73	GLY	2.3
40	DT	71	GLY	2.3
41	DU	37	GLU	2.3
1	CA	1031	G	2.3
6	CD	19	LEU	2.3
30	DG	99	MET	2.3
25	BA	1098	A	2.3
25	DA	244	A	2.3
25	DA	2127	G	2.3
42	DV	38	LEU	2.3
47	D0	62	LEU	2.3
40	DT	75	ILE	2.3
46	DZ	79	ARG	2.3
4	CB	13	ALA	2.3
10	CH	31	PHE	2.3
28	BE	8	LYS	2.3
30	BG	38	VAL	2.3
30	BG	69	ALA	2.3
44	DX	30	VAL	2.3
45	DY	24	VAL	2.3
2	CZ	23	C	2.3
6	AD	77	ASN	2.3
32	DI	78	THR	2.3
39	BS	21	THR	2.3
4	CB	213	LEU	2.3
6	AD	136	PRO	2.3
14	AL	88	ARG	2.3
29	BF	45	ARG	2.3
43	BW	36	LEU	2.3
27	BD	64	ILE	2.3
27	DD	270	ILE	2.3
28	DE	152	LYS	2.3
35	DO	109	LYS	2.3

*Continued on next page...*

*Continued from previous page...*

<b>Mol</b>	<b>Chain</b>	<b>Res</b>	<b>Type</b>	<b>RSRZ</b>
37	DQ	13	GLN	2.3
55	B8	5	LYS	2.3
21	CS	60	VAL	2.3
25	DA	227	A	2.3
25	DA	1760	A	2.3
31	BH	61	HIS	2.3
31	BH	75	ALA	2.3
36	DP	42	SER	2.3
1	CA	105	G	2.2
5	CC	206	GLU	2.2
7	AE	7	GLU	2.2
19	AQ	48	GLU	2.2
25	BA	274	G	2.2
35	BO	45	GLU	2.2
40	DT	46	GLU	2.2
46	BZ	162	GLU	2.2
1	CA	375	U	2.2
18	AP	6	LEU	2.2
28	DE	182	LEU	2.2
30	BG	96	ARG	2.2
32	DI	11	ASN	2.2
22	CT	27	LYS	2.2
25	BA	1033	U	2.2
38	BR	10	LEU	2.2
1	AA	1327	C	2.2
1	CA	307	C	2.2
45	DY	19	LYS	2.2
46	BZ	90	VAL	2.2
48	B1	60	PHE	2.2
50	B3	58	VAL	2.2
34	BN	104	GLY	2.2
55	D8	51	ALA	2.2
6	CD	14	ARG	2.2
38	DR	17	ARG	2.2
4	CB	187	LEU	2.2
1	AA	755	G	2.2
25	BA	425	G	2.2
25	BA	1591	G	2.2
25	DA	2157	G	2.2
34	DN	144	LYS	2.2
1	CA	1351	U	2.2
8	CF	8	ILE	2.2

*Continued on next page...*

*Continued from previous page...*

<b>Mol</b>	<b>Chain</b>	<b>Res</b>	<b>Type</b>	<b>RSRZ</b>
15	AM	25	ILE	2.2
22	CT	55	ILE	2.2
27	DD	173	VAL	2.2
1	AA	1019	C	2.2
1	CA	136(B)	C	2.2
4	AB	231	GLU	2.2
24	CX	174	GLU	2.2
42	BV	86	GLY	2.2
4	CB	233	SER	2.2
18	CP	48	TRP	2.2
24	AX	33	SER	2.2
34	BN	89	LYS	2.2
42	DV	1	MET	2.2
15	AM	40	ASN	2.2
52	B5	28	PRO	2.2
1	CA	1148	U	2.2
5	AC	190	ARG	2.2
12	CJ	25	GLU	2.2
25	DA	410	G	2.2
27	DD	13	ARG	2.2
45	DY	16	ALA	2.2
9	AG	35	LYS	2.2
27	BD	255	LYS	2.2
20	CR	79	LEU	2.2
25	DA	1118	C	2.2
25	DA	1640	C	2.2
27	DD	89	SER	2.2
30	BG	106	LEU	2.2
31	BH	38	SER	2.2
33	BJ	58	LEU	2.2
39	DS	26	LEU	2.2
50	D3	53	LEU	2.2
7	CE	28	PHE	2.2
31	BH	41	MET	2.2
4	AB	73	THR	2.2
4	AB	168	THR	2.2
6	AD	209	ARG	2.2
7	CE	130	ASN	2.2
27	BD	113	VAL	2.2
44	BX	81	VAL	2.2
11	AI	35	GLU	2.2
11	AI	49	PRO	2.2

*Continued on next page...*

*Continued from previous page...*

<b>Mol</b>	<b>Chain</b>	<b>Res</b>	<b>Type</b>	<b>RSRZ</b>
16	CN	57	ARG	2.2
24	CX	216	GLU	2.2
25	DA	2169	A	2.2
28	BE	16	ARG	2.2
27	BD	2	ALA	2.2
44	DX	61	GLY	2.2
51	B4	44	CYS	2.2
55	D8	26	LYS	2.2
4	AB	16	HIS	2.2
7	CE	78	HIS	2.2
25	BA	2141	G	2.2
25	DA	1089	G	2.2
25	DA	1933	G	2.2
31	BH	56	SER	2.2
1	AA	1325	C	2.2
25	BA	2137	C	2.2
18	CP	26	ARG	2.2
32	BI	21	VAL	2.2
32	DI	138	ILE	2.2
34	BN	77	VAL	2.2
37	DQ	102	VAL	2.2
6	CD	81	GLU	2.2
12	CJ	17	ASP	2.2
16	AN	51	GLY	2.2
24	CX	157	LYS	2.2
55	B8	59	LYS	2.2
7	AE	135	THR	2.2
8	CF	18	GLN	2.2
10	CH	24	THR	2.2
12	CJ	41	PRO	2.2
1	AA	229	U	2.2
1	CA	84	U	2.2
6	CD	152	SER	2.2
7	CE	33	VAL	2.2
20	AR	42	ARG	2.2
29	DF	188	ARG	2.2
49	D2	7	ARG	2.2
1	AA	1185	G	2.2
1	CA	380	G	2.2
8	AF	101	ALA	2.2
14	AL	63	TYR	2.2
35	DO	16	ALA	2.2

*Continued on next page...*

*Continued from previous page...*

<b>Mol</b>	<b>Chain</b>	<b>Res</b>	<b>Type</b>	<b>RSRZ</b>
14	AL	48	ASN	2.2
24	CX	235	THR	2.2
30	BG	130	ASN	2.2
19	AQ	92	ARG	2.2
1	CA	1289	A	2.2
24	CX	301	LYS	2.2
28	BE	79	ARG	2.2
30	DG	96	ARG	2.2
41	DU	22	LYS	2.2
37	BQ	102	VAL	2.2
24	AX	190	GLY	2.2
27	DD	167	GLY	2.2
44	BX	23	GLU	2.2
46	DZ	188	ALA	2.2
48	B1	15	ALA	2.2
1	CA	744	C	2.2
11	CI	87	GLN	2.2
25	DA	2295	C	2.2
29	BF	124	LEU	2.2
39	BS	68	GLN	2.2
41	BU	18	LEU	2.2
1	CA	220	G	2.2
4	CB	168	THR	2.2
19	AQ	34	LYS	2.2
25	BA	1555	G	2.2
25	DA	2151	G	2.2
29	DF	114	VAL	2.2
4	CB	99	GLY	2.2
21	CS	72	GLY	2.2
34	DN	136	GLY	2.2
6	AD	54	TYR	2.2
13	AK	25	TYR	2.2
19	CQ	84	LEU	2.2
34	DN	139	LEU	2.2
7	AE	121	LYS	2.2
12	CJ	76	ASN	2.2
25	BA	2177	C	2.2
30	BG	137	GLU	2.2
52	B5	31	VAL	2.2
25	DA	2131	G	2.2
45	DY	58	GLY	2.2
15	AM	56	LEU	2.2

*Continued on next page...*



*Continued from previous page...*

<b>Mol</b>	<b>Chain</b>	<b>Res</b>	<b>Type</b>	<b>RSRZ</b>
24	AX	301	LYS	2.2
24	CX	305	TYR	2.2
34	DN	142	ARG	2.2
53	B6	44	ARG	2.2
1	AA	655	A	2.2
1	CA	1287	A	2.2
25	DA	2892	A	2.2
31	BH	154	PRO	2.2
32	DI	139	GLN	2.2
38	DR	80	PHE	2.2
19	AQ	86	GLU	2.2
29	DF	190	GLU	2.2
34	DN	69	VAL	2.2
34	DN	126	VAL	2.2
39	BS	65	VAL	2.2
51	B4	36	VAL	2.2
4	CB	38	GLY	2.2
42	DV	86	GLY	2.2
12	CJ	70	ARG	2.2
30	DG	7	LEU	2.2
34	DN	112	LYS	2.2
36	DP	76	LYS	2.2
55	D8	61	LEU	2.2
25	BA	1113	U	2.2
1	CA	138	G	2.2
1	CA	332	G	2.2
28	BE	15	PHE	2.2
28	BE	48	GLN	2.2
34	DN	140	PHE	2.2
13	CK	119	CYS	2.2
19	AQ	19	VAL	2.2
30	DG	30	GLU	2.2
37	DQ	94	VAL	2.2
4	AB	72	GLY	2.2
21	AS	57	HIS	2.2
32	DI	2	LYS	2.2
43	DW	25	ARG	2.2
48	D1	35	THR	2.2
15	AM	66	LEU	2.1
22	AT	53	LEU	2.1
36	BP	120	ALA	2.1
13	CK	62	GLN	2.1

*Continued on next page...*

*Continued from previous page...*

<b>Mol</b>	<b>Chain</b>	<b>Res</b>	<b>Type</b>	<b>RSRZ</b>
54	B7	18	PHE	2.1
12	AJ	38	ILE	2.1
13	AK	29	ILE	2.1
15	CM	22	ILE	2.1
24	CX	110	GLU	2.1
43	DW	2	GLU	2.1
49	B2	6	VAL	2.1
11	AI	69	GLY	2.1
21	AS	80	TYR	2.1
24	CX	122	LEU	2.1
13	CK	64	ALA	2.1
25	DA	1509	A	2.1
44	DX	31	HIS	2.1
53	B6	10	LEU	2.1
27	DD	195	ALA	2.1
34	DN	92	GLN	2.1
1	CA	754	C	2.1
6	AD	132	ARG	2.1
1	AA	992	U	2.1
10	AH	57	PRO	2.1
20	AR	46	GLU	2.1
21	CS	31	ILE	2.1
35	DO	62	VAL	2.1
37	DQ	8	LYS	2.1
44	DX	16	LYS	2.1
28	DE	168	MET	2.1
55	D8	4	MET	2.1
42	DV	20	LEU	2.1
30	DG	29	TRP	2.1
34	BN	68	ASN	2.1
40	DT	94	ALA	2.1
1	CA	228	A	2.1
24	AX	311	ARG	2.1
25	BA	1643	G	2.1
25	BA	2131	G	2.1
45	BY	71	LYS	2.1
46	DZ	182	LYS	2.1
46	DZ	190	GLU	2.1
47	B0	17	GLN	2.1
47	D0	20	ARG	2.1
14	AL	6	ILE	2.1
32	BI	51	ILE	2.1

*Continued on next page...*

*Continued from previous page...*

<b>Mol</b>	<b>Chain</b>	<b>Res</b>	<b>Type</b>	<b>RSRZ</b>
1	AA	88	C	2.1
5	AC	13	GLY	2.1
6	CD	23	GLY	2.1
11	CI	69	GLY	2.1
15	CM	10	PRO	2.1
31	DH	163	TYR	2.1
7	CE	143	ARG	2.1
13	CK	57	THR	2.1
28	DE	82	ARG	2.1
29	BF	133	ASN	2.1
38	BR	9	LYS	2.1
39	DS	97	ARG	2.1
40	DT	65	LYS	2.1
41	DU	79	PHE	2.1
44	BX	68	ARG	2.1
46	DZ	104	PHE	2.1
55	D8	16	ILE	2.1
1	AA	1186	G	2.1
1	AA	1324	A	2.1
14	AL	92	LEU	2.1
25	BA	244	A	2.1
25	DA	1071	G	2.1
31	DH	126	PRO	2.1
41	BU	39	LEU	2.1
1	CA	1397	C	2.1
4	AB	139	LYS	2.1
13	AK	75	TYR	2.1
14	CL	111	ASP	2.1
4	CB	97	TRP	2.1
5	CC	24	ALA	2.1
20	AR	67	ALA	2.1
35	BO	11	ALA	2.1
45	DY	33	LYS	2.1
55	B8	3	LYS	2.1
9	CG	84	ASN	2.1
20	AR	47	THR	2.1
24	CX	252	CYS	2.1
6	AD	11	LEU	2.1
44	BX	57	LEU	2.1
48	D1	28	GLY	2.1
53	B6	36	LEU	2.1
13	AK	71	LYS	2.1

*Continued on next page...*

*Continued from previous page...*

<b>Mol</b>	<b>Chain</b>	<b>Res</b>	<b>Type</b>	<b>RSRZ</b>
15	CM	94	ARG	2.1
25	DA	2158	A	2.1
27	DD	6	PHE	2.1
40	DT	112	ARG	2.1
46	DZ	10	ARG	2.1
1	AA	974	A	2.1
25	BA	1057	A	2.1
46	DZ	44	PHE	2.1
40	BT	97	ALA	2.1
1	CA	1315	U	2.1
1	AA	1326	C	2.1
4	AB	86	GLU	2.1
14	AL	100	VAL	2.1
24	AX	77	GLU	2.1
24	CX	50	GLU	2.1
25	BA	867	C	2.1
25	DA	1575	C	2.1
31	BH	45	VAL	2.1
45	BY	15	VAL	2.1
35	BO	65	THR	2.1
4	CB	228	GLY	2.1
6	AD	101	LEU	2.1
9	AG	12	LEU	2.1
35	BO	21	CYS	2.1
30	BG	23	PHE	2.1
30	DG	141	PHE	2.1
35	BO	12	ASP	2.1
37	DQ	28	ALA	2.1
25	BA	2170	A	2.1
30	BG	28	VAL	2.1
37	BQ	66	ILE	2.1
41	BU	61	TRP	2.1
45	DY	6	HIS	2.1
46	DZ	39	VAL	2.1
1	AA	586	C	2.1
1	CA	224	C	2.1
1	CA	1113	C	2.1
1	CA	1373	G	2.1
7	CE	19	MET	2.1
7	CE	75	THR	2.1
11	AI	78	LYS	2.1
14	CL	18	ARG	2.1

*Continued on next page...*

*Continued from previous page...*

<b>Mol</b>	<b>Chain</b>	<b>Res</b>	<b>Type</b>	<b>RSRZ</b>
34	BN	46	LEU	2.1
41	BU	60	LEU	2.1
36	BP	130	PHE	2.1
45	BY	66	PRO	2.1
47	B0	69	PHE	2.1
29	DF	151	SER	2.1
29	DF	167	ALA	2.1
6	CD	5	ILE	2.1
13	AK	124	LYS	2.1
30	DG	166	ASP	2.1
34	BN	145	VAL	2.1
31	BH	60	ARG	2.1
49	B2	10	LEU	2.1
1	CA	63	C	2.1
17	AO	69	TYR	2.1
27	DD	172	TYR	2.1
34	BN	131	PRO	2.1
24	AX	224	ALA	2.1
47	D0	18	ALA	2.1
9	CG	50	ILE	2.1
10	CH	13	ILE	2.1
15	AM	98	VAL	2.1
29	DF	153	SER	2.1
35	DO	114	ILE	2.1
36	DP	126	VAL	2.1
27	BD	236	GLY	2.1
32	DI	31	LEU	2.1
34	BN	49	LEU	2.1
35	DO	12	ASP	2.1
48	D1	37	ILE	2.1
9	CG	11	GLN	2.1
22	AT	102	GLY	2.1
41	DU	87	GLY	2.1
1	AA	1308	U	2.1
15	AM	106	ASN	2.1
21	CS	79	THR	2.1
6	CD	51	PRO	2.1
13	CK	51	LYS	2.1
19	CQ	34	LYS	2.1
19	AQ	35	VAL	2.1
22	AT	79	ARG	2.1
22	CT	77	ALA	2.1

*Continued on next page...*

*Continued from previous page...*

<b>Mol</b>	<b>Chain</b>	<b>Res</b>	<b>Type</b>	<b>RSRZ</b>
24	AX	28	LYS	2.1
36	BP	63	PRO	2.1
36	BP	127	ALA	2.1
37	DQ	50	ALA	2.1
39	DS	91	PRO	2.1
6	AD	105	VAL	2.1
9	AG	27	ILE	2.1
25	BA	2295	C	2.1
38	BR	76	VAL	2.1
27	DD	64	ILE	2.1
41	DU	65	ILE	2.1
4	AB	115	LEU	2.1
10	CH	63	LEU	2.1
12	CJ	52	GLY	2.1
18	CP	49	LEU	2.1
25	BA	2149	G	2.1
49	B2	60	LEU	2.1
6	AD	73	ARG	2.1
6	CD	77	ASN	2.1
28	BE	64	LYS	2.1
25	DA	1082	U	2.1
36	BP	33	ARG	2.1
24	AX	159	VAL	2.1
1	AA	983	A	2.1
1	AA	1349	A	2.1
15	CM	19	LEU	2.1
15	CM	85	GLY	2.1
17	CO	67	LEU	2.1
25	BA	6	A	2.1
29	DF	206	ILE	2.1
41	DU	82	GLY	2.1
43	DW	26	GLY	2.1
25	BA	2103	C	2.1
11	AI	70	LYS	2.0
25	DA	10	G	2.0
17	AO	33	THR	2.0
22	CT	76	ALA	2.0
24	AX	12	TYR	2.0
28	BE	151	TYR	2.0
42	BV	5	VAL	2.0
44	BX	18	TYR	2.0
10	AH	6	ILE	2.0

*Continued on next page...*

*Continued from previous page...*

<b>Mol</b>	<b>Chain</b>	<b>Res</b>	<b>Type</b>	<b>RSRZ</b>
19	AQ	53	LEU	2.0
19	AQ	74	LEU	2.0
31	DH	148	ILE	2.0
36	DP	44	GLY	2.0
10	CH	56	LYS	2.0
27	DD	233	HIS	2.0
36	DP	25	SER	2.0
43	DW	7	ALA	2.0
29	DF	9	ILE	2.0
29	DF	110	LEU	2.0
44	BX	9	LEU	2.0
55	D8	62	LEU	2.0
1	CA	1365	G	2.0
40	BT	65	LYS	2.0
9	AG	11	GLN	2.0
17	CO	42	HIS	2.0
35	DO	108	GLU	2.0
38	BR	59	ASP	2.0
1	CA	1248	A	2.0
7	AE	62	ALA	2.0
12	CJ	96	ILE	2.0
24	CX	121	ALA	2.0
27	BD	145	VAL	2.0
25	BA	1080	C	2.0
31	DH	88	LEU	2.0
50	B3	26	LEU	2.0
52	D5	30	LEU	2.0
5	CC	185	GLY	2.0
6	AD	103	ASN	2.0
6	CD	122	ARG	2.0
13	AK	86	GLY	2.0
37	BQ	82	ARG	2.0
1	CA	62	U	2.0
1	AA	1023	G	2.0
1	CA	631	G	2.0
16	CN	33	VAL	2.0
22	AT	32	ALA	2.0
24	AX	38	TYR	2.0
24	AX	209	ASP	2.0
26	DB	109	G	2.0
27	DD	113	VAL	2.0
35	BO	38	VAL	2.0

*Continued on next page...*

*Continued from previous page...*

Mol	Chain	Res	Type	RSRZ
6	CD	47	ARG	2.0
9	CG	94	ARG	2.0
35	DO	2	ILE	2.0
37	DQ	127	ILE	2.0
25	DA	2820	A	2.0
1	AA	401	C	2.0
1	CA	311	C	2.0
8	CF	90	VAL	2.0
4	CB	177	ALA	2.0
5	AC	87	LEU	2.0
5	AC	184	TYR	2.0
17	AO	29	VAL	2.0
18	CP	51	VAL	2.0
7	CE	76	ILE	2.0
16	CN	10	ALA	2.0
17	AO	30	ALA	2.0
18	AP	73	LEU	2.0
27	BD	263	ARG	2.0
27	DD	230	ASP	2.0
36	BP	135	LEU	2.0
37	BQ	137	TYR	2.0
24	CX	111	ILE	2.0
25	DA	232	G	2.0
25	DA	1460	A	2.0
1	CA	219	C	2.0
7	AE	20	GLN	2.0
20	CR	49	LYS	2.0
25	DA	1556	C	2.0
25	DA	2804	C	2.0
35	BO	109	LYS	2.0
44	DX	72	LYS	2.0
48	D1	23	LYS	2.0
19	AQ	73	VAL	2.0
21	CS	29	ARG	2.0
38	BR	17	ARG	2.0
44	DX	57	LEU	2.0
47	B0	79	VAL	2.0
48	B1	71	TYR	2.0

## 6.2 Non-standard residues in protein, DNA, RNA chains [i](#)

There are no non-standard protein/DNA/RNA residues in this entry.



### 6.3 Carbohydrates [i](#)

There are no monosaccharides in this entry.

### 6.4 Ligands [i](#)

In the following table, the Atoms column lists the number of modelled atoms in the group and the number defined in the chemical component dictionary. The B-factors column lists the minimum, median, 95<sup>th</sup> percentile and maximum values of B factors of atoms in the group. The column labelled 'Q< 0.9' lists the number of atoms with occupancy less than 0.9.

Mol	Type	Chain	Res	Atoms	RSCC	RSR	B-factors( $\text{\AA}^2$ )	Q<0.9
56	MG	CE	201	1/1	0.40	0.25	70,70,70,70	0
56	MG	DA	3661	1/1	0.51	1.22	80,80,80,80	0
56	MG	DA	3659	1/1	0.57	0.33	66,66,66,66	0
56	MG	DA	3546	1/1	0.57	0.70	82,82,82,82	0
56	MG	AX	404	1/1	0.58	0.18	68,68,68,68	0
56	MG	DA	3492	1/1	0.59	0.16	37,37,37,37	0
56	MG	BB	206	1/1	0.59	0.21	65,65,65,65	0
56	MG	CA	1614	1/1	0.62	0.35	39,39,39,39	0
56	MG	BA	3595	1/1	0.66	0.12	61,61,61,61	0
56	MG	CA	1826	1/1	0.67	0.24	65,65,65,65	0
56	MG	BA	3572	1/1	0.67	0.17	72,72,72,72	0
56	MG	BA	3780	1/1	0.69	0.25	56,56,56,56	0
56	MG	CA	1615	1/1	0.69	0.34	55,55,55,55	0
56	MG	DA	3192	1/1	0.70	0.11	67,67,67,67	0
56	MG	DA	3673	1/1	0.72	1.06	65,65,65,65	0
56	MG	CA	1985	1/1	0.73	0.14	52,52,52,52	0
56	MG	BA	3693	1/1	0.73	0.09	51,51,51,51	0
56	MG	AE	201	1/1	0.73	0.37	60,60,60,60	0
56	MG	BA	3529	1/1	0.73	0.17	32,32,32,32	0
56	MG	CA	1974	1/1	0.74	0.21	54,54,54,54	0
56	MG	AA	1631	1/1	0.74	0.19	58,58,58,58	0
56	MG	BA	3677	1/1	0.74	0.45	63,63,63,63	0
56	MG	CA	1936	1/1	0.75	0.24	63,63,63,63	0
56	MG	CA	1930	1/1	0.76	0.59	57,57,57,57	0
56	MG	AA	1764	1/1	0.76	0.28	61,61,61,61	0
56	MG	DA	3594	1/1	0.76	0.22	83,83,83,83	0
56	MG	DA	3683	1/1	0.76	0.08	89,89,89,89	0
56	MG	DA	3189	1/1	0.77	0.18	40,40,40,40	0
56	MG	CY	109	1/1	0.77	0.20	68,68,68,68	0
56	MG	BA	3415	1/1	0.77	0.27	52,52,52,52	0
56	MG	CA	1737	1/1	0.78	0.15	58,58,58,58	0
56	MG	CA	1819	1/1	0.78	0.19	46,46,46,46	0

*Continued on next page...*

*Continued from previous page...*

Mol	Type	Chain	Res	Atoms	RSCC	RSR	B-factors( $\text{\AA}^2$ )	Q<0.9
56	MG	BA	3708	1/1	0.78	0.32	60,60,60,60	0
56	MG	CA	1981	1/1	0.78	0.11	77,77,77,77	0
56	MG	DA	3351	1/1	0.78	0.20	38,38,38,38	0
56	MG	CA	1905	1/1	0.78	0.41	64,64,64,64	0
56	MG	AA	1795	1/1	0.79	0.24	65,65,65,65	0
56	MG	DA	3178	1/1	0.79	0.14	47,47,47,47	0
56	MG	BA	3754	1/1	0.79	0.14	70,70,70,70	0
56	MG	BR	202	1/1	0.79	0.55	61,61,61,61	0
56	MG	CA	1818	1/1	0.80	0.20	64,64,64,64	0
56	MG	BA	3555	1/1	0.80	0.11	54,54,54,54	0
56	MG	CA	1825	1/1	0.80	0.18	26,26,26,26	0
56	MG	BA	3766	1/1	0.80	0.19	44,44,44,44	0
56	MG	CV	104	1/1	0.80	0.43	54,54,54,54	0
56	MG	CA	1830	1/1	0.80	0.24	36,36,36,36	0
56	MG	AY	109	1/1	0.80	0.15	63,63,63,63	0
56	MG	CH	201	1/1	0.80	0.72	51,51,51,51	0
56	MG	DA	3134	1/1	0.80	0.11	61,61,61,61	0
56	MG	AX	405	1/1	0.80	0.23	58,58,58,58	0
56	MG	DA	3698	1/1	0.80	0.67	73,73,73,73	0
56	MG	DA	3757	1/1	0.80	0.41	43,43,43,43	0
56	MG	DA	3184	1/1	0.81	0.21	22,22,22,22	0
56	MG	AA	1654	1/1	0.81	0.21	80,80,80,80	0
56	MG	CA	1932	1/1	0.81	0.27	54,54,54,54	0
56	MG	AY	113	1/1	0.81	0.13	41,41,41,41	0
56	MG	DA	3354	1/1	0.81	0.28	43,43,43,43	0
56	MG	DA	3437	1/1	0.81	0.26	41,41,41,41	0
56	MG	AA	1840	1/1	0.81	0.26	49,49,49,49	0
56	MG	DA	3516	1/1	0.81	0.47	62,62,62,62	0
56	MG	CA	1862	1/1	0.82	0.28	71,71,71,71	0
56	MG	DA	3548	1/1	0.82	0.18	26,26,26,26	0
56	MG	DA	3583	1/1	0.82	0.37	43,43,43,43	0
56	MG	CA	1873	1/1	0.82	0.18	62,62,62,62	0
56	MG	BA	3593	1/1	0.82	0.37	55,55,55,55	0
56	MG	BA	3747	1/1	0.82	0.28	63,63,63,63	0
56	MG	AA	1884	1/1	0.82	0.35	55,55,55,55	0
56	MG	AD	304	1/1	0.82	0.57	50,50,50,50	0
56	MG	CA	1950	1/1	0.82	0.25	67,67,67,67	0
56	MG	BA	3517	1/1	0.82	0.12	40,40,40,40	0
56	MG	AA	1844	1/1	0.83	0.37	38,38,38,38	0
56	MG	CA	1749	1/1	0.83	0.15	41,41,41,41	0
56	MG	CA	1754	1/1	0.83	0.24	59,59,59,59	0
56	MG	CA	1768	1/1	0.83	0.11	39,39,39,39	0

*Continued on next page...*

*Continued from previous page...*

Mol	Type	Chain	Res	Atoms	RSCC	RSR	B-factors( $\text{\AA}^2$ )	Q<0.9
56	MG	BA	3453	1/1	0.83	0.39	43,43,43,43	0
56	MG	BA	3465	1/1	0.83	0.42	37,37,37,37	0
56	MG	CA	2014	1/1	0.83	0.44	52,52,52,52	0
56	MG	BA	3665	1/1	0.83	0.30	46,46,46,46	0
56	MG	BA	3806	1/1	0.83	0.15	54,54,54,54	0
56	MG	DA	3575	1/1	0.83	0.27	53,53,53,53	0
56	MG	BA	3184	1/1	0.83	0.11	64,64,64,64	0
56	MG	BA	3315	1/1	0.83	0.37	64,64,64,64	0
56	MG	CX	406	1/1	0.83	1.60	71,71,71,71	0
56	MG	DH	202	1/1	0.83	0.16	64,64,64,64	0
56	MG	BA	3345	1/1	0.83	0.13	37,37,37,37	0
56	MG	DA	3176	1/1	0.83	0.21	46,46,46,46	0
56	MG	BA	3719	1/1	0.83	0.34	51,51,51,51	0
56	MG	CA	1666	1/1	0.83	0.19	50,50,50,50	0
56	MG	BA	3613	1/1	0.84	0.14	45,45,45,45	0
56	MG	DA	3646	1/1	0.84	0.16	55,55,55,55	0
56	MG	BA	3725	1/1	0.84	0.22	52,52,52,52	0
56	MG	CX	402	1/1	0.84	0.14	38,38,38,38	0
56	MG	CA	1883	1/1	0.84	0.13	41,41,41,41	0
56	MG	DA	3679	1/1	0.84	0.45	62,62,62,62	0
56	MG	CX	407	1/1	0.84	0.31	70,70,70,70	0
56	MG	CA	1689	1/1	0.84	0.21	59,59,59,59	0
56	MG	DA	3718	1/1	0.84	0.45	60,60,60,60	0
56	MG	DA	3754	1/1	0.84	0.27	59,59,59,59	0
56	MG	CA	1924	1/1	0.84	0.24	45,45,45,45	0
56	MG	BA	3582	1/1	0.85	0.21	53,53,53,53	0
56	MG	BA	3039	1/1	0.85	0.21	33,33,33,33	0
56	MG	DP	205	1/1	0.85	0.24	42,42,42,42	0
56	MG	DA	3554	1/1	0.85	0.14	71,71,71,71	0
56	MG	DA	3055	1/1	0.85	0.15	26,26,26,26	0
56	MG	DA	3116	1/1	0.85	0.25	41,41,41,41	0
56	MG	AA	1890	1/1	0.85	0.16	39,39,39,39	0
56	MG	CA	2012	1/1	0.85	0.19	59,59,59,59	0
56	MG	CA	1917	1/1	0.85	0.15	70,70,70,70	0
56	MG	AA	1688	1/1	0.85	0.10	52,52,52,52	0
56	MG	BA	3639	1/1	0.85	0.31	54,54,54,54	0
56	MG	AY	110	1/1	0.85	0.10	53,53,53,53	0
56	MG	BA	3380	1/1	0.85	0.28	56,56,56,56	0
56	MG	CP	101	1/1	0.85	0.45	57,57,57,57	0
56	MG	DA	3379	1/1	0.85	0.52	51,51,51,51	0
56	MG	DA	3724	1/1	0.85	0.84	62,62,62,62	0
56	MG	AA	1677	1/1	0.85	0.10	49,49,49,49	0

*Continued on next page...*

*Continued from previous page...*

Mol	Type	Chain	Res	Atoms	RSCC	RSR	B-factors( $\text{\AA}^2$ )	Q<0.9
56	MG	CA	1970	1/1	0.85	0.16	63,63,63,63	0
56	MG	DB	222	1/1	0.85	0.10	59,59,59,59	0
56	MG	DA	3440	1/1	0.86	0.16	71,71,71,71	0
56	MG	DA	3468	1/1	0.86	0.12	30,30,30,30	0
56	MG	BA	3187	1/1	0.86	0.17	65,65,65,65	0
56	MG	BA	3746	1/1	0.86	0.41	65,65,65,65	0
56	MG	DA	3532	1/1	0.86	0.13	65,65,65,65	0
56	MG	DA	3541	1/1	0.86	0.14	53,53,53,53	0
56	MG	CA	1964	1/1	0.86	0.46	39,39,39,39	0
56	MG	DA	3547	1/1	0.86	0.16	48,48,48,48	0
56	MG	CA	1625	1/1	0.86	0.13	60,60,60,60	0
56	MG	CA	1651	1/1	0.86	0.14	54,54,54,54	0
56	MG	CA	1831	1/1	0.86	0.12	66,66,66,66	0
56	MG	CA	1982	1/1	0.86	0.58	63,63,63,63	0
56	MG	BA	3672	1/1	0.86	0.14	45,45,45,45	0
56	MG	DA	3609	1/1	0.86	0.29	62,62,62,62	0
56	MG	CA	1682	1/1	0.86	0.12	46,46,46,46	0
56	MG	DA	3654	1/1	0.86	0.32	41,41,41,41	0
56	MG	CA	1881	1/1	0.86	0.46	47,47,47,47	0
56	MG	BA	3674	1/1	0.86	0.26	52,52,52,52	0
56	MG	AA	1876	1/1	0.86	0.29	57,57,57,57	0
56	MG	DA	3198	1/1	0.86	0.47	51,51,51,51	0
56	MG	DA	3244	1/1	0.86	0.30	57,57,57,57	0
56	MG	BA	3330	1/1	0.86	0.10	45,45,45,45	0
56	MG	BA	3694	1/1	0.86	0.15	50,50,50,50	0
56	MG	DA	3375	1/1	0.86	0.30	42,42,42,42	0
56	MG	BA	3562	1/1	0.86	0.20	29,29,29,29	0
56	MG	DA	3432	1/1	0.86	0.21	51,51,51,51	0
56	MG	DA	3758	1/1	0.86	0.52	63,63,63,63	0
56	MG	DB	210	1/1	0.86	0.14	44,44,44,44	0
56	MG	AA	1693	1/1	0.86	0.14	45,45,45,45	0
56	MG	AA	1891	1/1	0.87	0.36	68,68,68,68	0
56	MG	BA	3655	1/1	0.87	0.17	47,47,47,47	0
56	MG	DA	3559	1/1	0.87	0.23	44,44,44,44	0
56	MG	DA	3567	1/1	0.87	0.12	74,74,74,74	0
56	MG	CC	304	1/1	0.87	0.19	93,93,93,93	0
56	MG	CA	1824	1/1	0.87	0.12	31,31,31,31	0
56	MG	BA	3656	1/1	0.87	0.40	52,52,52,52	0
56	MG	CA	1937	1/1	0.87	0.50	56,56,56,56	0
56	MG	BA	3151	1/1	0.87	0.26	52,52,52,52	0
56	MG	BA	3178	1/1	0.87	0.21	39,39,39,39	0
56	MG	AA	1779	1/1	0.87	0.40	51,51,51,51	0

*Continued on next page...*

*Continued from previous page...*

Mol	Type	Chain	Res	Atoms	RSCC	RSR	B-factors( $\text{\AA}^2$ )	Q<0.9
56	MG	AF	202	1/1	0.87	0.12	58,58,58,58	0
56	MG	AA	1762	1/1	0.87	0.12	52,52,52,52	0
56	MG	DQ	201	1/1	0.87	0.10	53,53,53,53	0
56	MG	DA	3466	1/1	0.87	0.25	47,47,47,47	0
56	MG	AA	1848	1/1	0.87	0.09	45,45,45,45	0
56	MG	DA	3093	1/1	0.87	0.24	23,23,23,23	0
56	MG	BB	225	1/1	0.87	0.13	50,50,50,50	0
56	MG	CA	1988	1/1	0.87	0.17	48,48,48,48	0
56	MG	DA	3138	1/1	0.87	0.21	52,52,52,52	0
56	MG	DA	3545	1/1	0.87	0.08	50,50,50,50	0
56	MG	BA	3629	1/1	0.87	0.09	53,53,53,53	0
56	MG	DB	212	1/1	0.87	0.20	45,45,45,45	0
56	MG	CA	1781	1/1	0.87	0.49	57,57,57,57	0
56	MG	DB	228	1/1	0.87	0.21	46,46,46,46	0
56	MG	CA	1789	1/1	0.88	0.54	53,53,53,53	0
56	MG	DA	3227	1/1	0.88	0.13	37,37,37,37	0
56	MG	BJ	201	1/1	0.88	0.10	59,59,59,59	0
56	MG	DA	3570	1/1	0.88	0.07	36,36,36,36	0
56	MG	DA	3263	1/1	0.88	0.19	22,22,22,22	0
56	MG	DA	3302	1/1	0.88	0.25	31,31,31,31	0
56	MG	BA	3400	1/1	0.88	0.18	35,35,35,35	0
56	MG	BA	3697	1/1	0.88	0.28	40,40,40,40	0
56	MG	CA	1947	1/1	0.88	0.31	44,44,44,44	0
56	MG	BA	3087	1/1	0.88	0.17	30,30,30,30	0
56	MG	DA	3658	1/1	0.88	0.22	61,61,61,61	0
56	MG	DA	3390	1/1	0.88	0.24	36,36,36,36	0
56	MG	DA	3412	1/1	0.88	0.29	50,50,50,50	0
56	MG	BA	3438	1/1	0.88	0.24	52,52,52,52	0
56	MG	CA	1827	1/1	0.88	0.12	48,48,48,48	0
56	MG	BA	3197	1/1	0.88	0.16	46,46,46,46	0
56	MG	BA	3214	1/1	0.88	0.16	62,62,62,62	0
56	MG	BA	3469	1/1	0.88	0.11	28,28,28,28	0
56	MG	CA	1868	1/1	0.88	0.25	54,54,54,54	0
56	MG	DA	3738	1/1	0.88	0.21	58,58,58,58	0
56	MG	BA	3270	1/1	0.88	0.13	8,8,8,8	0
56	MG	BA	3100	1/1	0.88	0.17	42,42,42,42	0
56	MG	AA	1731	1/1	0.88	0.13	48,48,48,48	0
56	MG	DB	204	1/1	0.88	0.13	48,48,48,48	0
56	MG	AA	1625	1/1	0.88	0.15	27,27,27,27	0
56	MG	AA	1892	1/1	0.88	0.12	48,48,48,48	0
56	MG	CY	118	1/1	0.88	0.14	56,56,56,56	0
56	MG	BA	3396	1/1	0.88	0.21	57,57,57,57	0

*Continued on next page...*

*Continued from previous page...*

Mol	Type	Chain	Res	Atoms	RSCC	RSR	B-factors( $\text{\AA}^2$ )	Q<0.9
56	MG	BA	3673	1/1	0.89	0.40	46,46,46,46	0
56	MG	AA	1901	1/1	0.89	0.20	43,43,43,43	0
56	MG	CA	1899	1/1	0.89	0.25	49,49,49,49	0
56	MG	DA	3482	1/1	0.89	0.26	42,42,42,42	0
56	MG	CA	1690	1/1	0.89	0.17	30,30,30,30	0
56	MG	CA	1911	1/1	0.89	0.12	62,62,62,62	0
56	MG	CA	1702	1/1	0.89	0.06	56,56,56,56	0
56	MG	CA	1719	1/1	0.89	0.20	58,58,58,58	0
56	MG	CA	1925	1/1	0.89	0.32	45,45,45,45	0
56	MG	BA	3757	1/1	0.89	0.21	45,45,45,45	0
56	MG	BA	3489	1/1	0.89	0.12	46,46,46,46	0
56	MG	DA	3004	1/1	0.89	0.79	42,42,42,42	0
56	MG	BA	3772	1/1	0.89	0.48	57,57,57,57	0
56	MG	BA	3224	1/1	0.89	0.14	52,52,52,52	0
56	MG	DA	3101	1/1	0.89	0.09	33,33,33,33	0
56	MG	AA	1842	1/1	0.89	0.11	49,49,49,49	0
56	MG	BA	3536	1/1	0.89	0.11	34,34,34,34	0
56	MG	CA	1955	1/1	0.89	0.15	29,29,29,29	0
56	MG	BB	221	1/1	0.89	0.25	37,37,37,37	0
56	MG	CA	1967	1/1	0.89	0.21	60,60,60,60	0
56	MG	CA	1969	1/1	0.89	0.10	43,43,43,43	0
56	MG	BA	3706	1/1	0.89	0.08	38,38,38,38	0
56	MG	BG	203	1/1	0.89	0.35	54,54,54,54	0
56	MG	CA	1979	1/1	0.89	0.16	59,59,59,59	0
56	MG	DA	3218	1/1	0.89	0.27	46,46,46,46	0
56	MG	BA	3092	1/1	0.89	0.19	40,40,40,40	0
56	MG	BA	3711	1/1	0.89	0.22	28,28,28,28	0
56	MG	BA	3712	1/1	0.89	0.22	37,37,37,37	0
56	MG	DA	3271	1/1	0.89	0.14	17,17,17,17	0
56	MG	AA	1803	1/1	0.89	0.15	30,30,30,30	0
56	MG	CA	1994	1/1	0.89	0.17	58,58,58,58	0
56	MG	CA	2000	1/1	0.89	0.13	45,45,45,45	0
56	MG	BA	3122	1/1	0.89	0.16	50,50,50,50	0
56	MG	CA	1833	1/1	0.89	0.10	37,37,37,37	0
56	MG	BA	3730	1/1	0.89	0.22	40,40,40,40	0
56	MG	CA	1653	1/1	0.89	0.14	49,49,49,49	0
56	MG	DA	3428	1/1	0.89	0.12	61,61,61,61	0
56	MG	CY	112	1/1	0.89	0.09	20,20,20,20	0
56	MG	DA	3435	1/1	0.89	0.21	41,41,41,41	0
56	MG	BA	3372	1/1	0.89	0.12	38,38,38,38	0
56	MG	CA	1720	1/1	0.90	0.10	51,51,51,51	0
56	MG	CA	1926	1/1	0.90	0.15	61,61,61,61	0

*Continued on next page...*

*Continued from previous page...*

Mol	Type	Chain	Res	Atoms	RSCC	RSR	B-factors( $\text{\AA}^2$ )	Q<0.9
56	MG	DA	3458	1/1	0.90	0.21	44,44,44,44	0
56	MG	BA	3669	1/1	0.90	0.41	33,33,33,33	0
56	MG	CA	1931	1/1	0.90	0.32	59,59,59,59	0
56	MG	CA	1747	1/1	0.90	0.15	31,31,31,31	0
56	MG	DP	201	1/1	0.90	0.08	45,45,45,45	0
56	MG	CA	1748	1/1	0.90	0.14	60,60,60,60	0
56	MG	AY	125	1/1	0.90	0.11	51,51,51,51	0
56	MG	D2	102	1/1	0.90	0.56	49,49,49,49	0
56	MG	BA	3484	1/1	0.90	0.16	23,23,23,23	0
56	MG	BA	3781	1/1	0.90	0.35	54,54,54,54	0
56	MG	AA	1822	1/1	0.90	0.16	39,39,39,39	0
56	MG	BA	3327	1/1	0.90	0.08	43,43,43,43	0
56	MG	AA	1669	1/1	0.90	0.15	40,40,40,40	0
56	MG	BB	223	1/1	0.90	0.24	52,52,52,52	0
56	MG	BA	3340	1/1	0.90	0.13	49,49,49,49	0
56	MG	DA	3169	1/1	0.90	0.15	42,42,42,42	0
56	MG	BA	3344	1/1	0.90	0.16	42,42,42,42	0
56	MG	BA	3700	1/1	0.90	0.28	67,67,67,67	0
56	MG	BA	3133	1/1	0.90	0.29	48,48,48,48	0
56	MG	DA	3601	1/1	0.90	0.12	45,45,45,45	0
56	MG	CA	1607	1/1	0.90	0.08	38,38,38,38	0
56	MG	DA	3615	1/1	0.90	0.19	40,40,40,40	0
56	MG	AA	1789	1/1	0.90	0.15	33,33,33,33	0
56	MG	AA	1792	1/1	0.90	0.06	58,58,58,58	0
56	MG	AA	1691	1/1	0.90	0.21	52,52,52,52	0
56	MG	BA	3012	1/1	0.90	0.09	36,36,36,36	0
56	MG	AA	1799	1/1	0.90	0.24	49,49,49,49	0
56	MG	BA	3425	1/1	0.90	0.31	48,48,48,48	0
56	MG	CA	1678	1/1	0.90	0.18	65,65,65,65	0
56	MG	DA	3287	1/1	0.90	0.14	62,62,62,62	0
56	MG	DA	3690	1/1	0.90	0.11	41,41,41,41	0
56	MG	DA	3695	1/1	0.90	0.23	52,52,52,52	0
56	MG	CY	105	1/1	0.90	0.14	58,58,58,58	0
56	MG	DA	3708	1/1	0.90	0.29	60,60,60,60	0
56	MG	DA	3343	1/1	0.90	0.12	35,35,35,35	0
56	MG	BA	3432	1/1	0.90	0.09	53,53,53,53	0
56	MG	CA	1902	1/1	0.90	0.12	50,50,50,50	0
56	MG	DA	3745	1/1	0.90	0.21	39,39,39,39	0
56	MG	BA	3048	1/1	0.90	0.26	64,64,64,64	0
56	MG	CC	302	1/1	0.90	0.14	56,56,56,56	0
56	MG	BA	3749	1/1	0.90	0.18	30,30,30,30	0
56	MG	DA	3403	1/1	0.90	0.30	42,42,42,42	0

*Continued on next page...*

*Continued from previous page...*

Mol	Type	Chain	Res	Atoms	RSCC	RSR	B-factors( $\text{\AA}^2$ )	Q<0.9
56	MG	AA	1644	1/1	0.90	0.08	31,31,31,31	0
56	MG	BA	3229	1/1	0.90	0.11	27,27,27,27	0
56	MG	DB	219	1/1	0.90	0.09	55,55,55,55	0
56	MG	CK	201	1/1	0.90	0.14	51,51,51,51	0
56	MG	CO	102	1/1	0.90	0.33	73,73,73,73	0
56	MG	DA	3253	1/1	0.91	0.19	48,48,48,48	0
56	MG	BA	3413	1/1	0.91	0.07	62,62,62,62	0
56	MG	BA	3181	1/1	0.91	0.18	51,51,51,51	0
56	MG	BA	3671	1/1	0.91	0.18	57,57,57,57	0
56	MG	BA	3423	1/1	0.91	0.16	22,22,22,22	0
56	MG	DA	3322	1/1	0.91	0.12	46,46,46,46	0
56	MG	AA	1868	1/1	0.91	0.37	41,41,41,41	0
56	MG	CA	1671	1/1	0.91	0.13	40,40,40,40	0
56	MG	BA	3004	1/1	0.91	0.49	57,57,57,57	0
56	MG	AA	1638	1/1	0.91	0.14	22,22,22,22	0
56	MG	BA	3691	1/1	0.91	0.14	44,44,44,44	0
56	MG	DA	3381	1/1	0.91	0.38	36,36,36,36	0
56	MG	AA	1757	1/1	0.91	0.06	26,26,26,26	0
56	MG	CA	1701	1/1	0.91	0.09	40,40,40,40	0
56	MG	BA	3462	1/1	0.91	0.27	39,39,39,39	0
56	MG	CA	1713	1/1	0.91	0.14	21,21,21,21	0
56	MG	CA	1715	1/1	0.91	0.12	39,39,39,39	0
56	MG	BA	3695	1/1	0.91	0.17	50,50,50,50	0
56	MG	BA	3463	1/1	0.91	0.15	27,27,27,27	0
56	MG	CA	1728	1/1	0.91	0.22	28,28,28,28	0
56	MG	CA	2009	1/1	0.91	0.30	41,41,41,41	0
56	MG	BA	3220	1/1	0.91	0.31	55,55,55,55	0
56	MG	BA	3703	1/1	0.91	0.11	29,29,29,29	0
56	MG	CZ	109	1/1	0.91	0.16	51,51,51,51	0
56	MG	BA	3467	1/1	0.91	0.23	35,35,35,35	0
56	MG	BA	3043	1/1	0.91	0.22	30,30,30,30	0
56	MG	BA	3472	1/1	0.91	0.22	44,44,44,44	0
56	MG	BA	3476	1/1	0.91	0.27	39,39,39,39	0
56	MG	AA	1885	1/1	0.91	0.11	33,33,33,33	0
56	MG	BA	3255	1/1	0.91	0.07	43,43,43,43	0
56	MG	CA	1815	1/1	0.91	0.12	12,12,12,12	0
56	MG	BA	3728	1/1	0.91	0.17	28,28,28,28	0
56	MG	BA	3499	1/1	0.91	0.11	18,18,18,18	0
56	MG	BA	3512	1/1	0.91	0.12	16,16,16,16	0
56	MG	AA	1888	1/1	0.91	0.11	53,53,53,53	0
56	MG	BA	3289	1/1	0.91	0.23	46,46,46,46	0
56	MG	BA	3311	1/1	0.91	0.14	43,43,43,43	0

*Continued on next page...*



*Continued from previous page...*

Mol	Type	Chain	Res	Atoms	RSCC	RSR	B-factors( $\text{\AA}^2$ )	Q<0.9
56	MG	BA	3544	1/1	0.91	0.41	38,38,38,38	0
56	MG	BA	3091	1/1	0.91	0.23	39,39,39,39	0
56	MG	DH	201	1/1	0.91	0.14	46,46,46,46	0
56	MG	AC	302	1/1	0.91	0.24	57,57,57,57	0
56	MG	CA	1841	1/1	0.91	0.06	63,63,63,63	0
56	MG	DA	3620	1/1	0.91	0.16	49,49,49,49	0
56	MG	DA	3624	1/1	0.91	0.18	39,39,39,39	0
56	MG	DA	3634	1/1	0.91	0.17	58,58,58,58	0
56	MG	CA	1847	1/1	0.91	0.14	22,22,22,22	0
56	MG	CA	1856	1/1	0.91	0.28	78,78,78,78	0
56	MG	AA	1633	1/1	0.91	0.12	49,49,49,49	0
56	MG	BA	3119	1/1	0.91	0.20	39,39,39,39	0
56	MG	BA	3790	1/1	0.91	0.13	75,75,75,75	0
56	MG	DA	3664	1/1	0.91	0.26	39,39,39,39	0
56	MG	DA	3066	1/1	0.91	0.16	47,47,47,47	0
56	MG	BA	3803	1/1	0.91	0.43	55,55,55,55	0
56	MG	BA	3805	1/1	0.91	0.14	39,39,39,39	0
56	MG	DA	3110	1/1	0.91	0.18	43,43,43,43	0
56	MG	DA	3692	1/1	0.91	0.18	46,46,46,46	0
56	MG	CA	1886	1/1	0.91	0.30	62,62,62,62	0
56	MG	AA	1650	1/1	0.91	0.27	50,50,50,50	0
56	MG	BA	3130	1/1	0.91	0.11	36,36,36,36	0
56	MG	DA	3151	1/1	0.91	0.18	58,58,58,58	0
56	MG	AA	1708	1/1	0.91	0.08	48,48,48,48	0
56	MG	DA	3731	1/1	0.91	0.15	60,60,60,60	0
56	MG	BA	3374	1/1	0.91	0.15	25,25,25,25	0
56	MG	CA	1915	1/1	0.91	0.27	56,56,56,56	0
56	MG	BA	3631	1/1	0.91	0.18	34,34,34,34	0
56	MG	DA	3756	1/1	0.91	0.09	53,53,53,53	0
56	MG	AO	103	1/1	0.91	0.26	43,43,43,43	0
56	MG	BA	3651	1/1	0.91	0.16	34,34,34,34	0
56	MG	BA	3156	1/1	0.91	0.12	48,48,48,48	0
56	MG	DA	3208	1/1	0.91	0.34	42,42,42,42	0
56	MG	BR	203	1/1	0.91	0.74	49,49,49,49	0
56	MG	AA	1895	1/1	0.91	0.11	50,50,50,50	0
56	MG	DA	3243	1/1	0.91	0.17	41,41,41,41	0
56	MG	BA	3661	1/1	0.91	0.35	67,67,67,67	0
56	MG	AJ	201	1/1	0.92	0.10	36,36,36,36	0
56	MG	BA	3621	1/1	0.92	0.06	57,57,57,57	0
56	MG	AL	201	1/1	0.92	0.10	29,29,29,29	0
56	MG	DA	3179	1/1	0.92	0.13	50,50,50,50	0
56	MG	BB	217	1/1	0.92	0.10	63,63,63,63	0

*Continued on next page...*

*Continued from previous page...*

Mol	Type	Chain	Res	Atoms	RSCC	RSR	B-factors( $\text{\AA}^2$ )	Q<0.9
56	MG	CA	1885	1/1	0.92	0.19	72,72,72,72	0
56	MG	AO	102	1/1	0.92	0.35	36,36,36,36	0
56	MG	CA	1891	1/1	0.92	0.10	30,30,30,30	0
56	MG	BA	3632	1/1	0.92	0.17	50,50,50,50	0
56	MG	DA	3214	1/1	0.92	0.10	46,46,46,46	0
56	MG	BA	3633	1/1	0.92	0.18	20,20,20,20	0
56	MG	BF	301	1/1	0.92	0.13	39,39,39,39	0
56	MG	BA	3637	1/1	0.92	0.11	14,14,14,14	0
56	MG	AA	1831	1/1	0.92	0.09	44,44,44,44	0
56	MG	BA	3649	1/1	0.92	0.12	29,29,29,29	0
56	MG	BA	3170	1/1	0.92	0.14	18,18,18,18	0
56	MG	BA	3407	1/1	0.92	0.08	15,15,15,15	0
56	MG	AA	1832	1/1	0.92	0.18	49,49,49,49	0
56	MG	AA	1893	1/1	0.92	0.09	40,40,40,40	0
56	MG	CA	1616	1/1	0.92	0.10	54,54,54,54	0
56	MG	BA	3664	1/1	0.92	0.10	41,41,41,41	0
56	MG	CA	1934	1/1	0.92	0.22	56,56,56,56	0
56	MG	CA	1650	1/1	0.92	0.21	49,49,49,49	0
56	MG	DA	3355	1/1	0.92	0.18	39,39,39,39	0
56	MG	AA	1630	1/1	0.92	0.15	58,58,58,58	0
56	MG	CA	1946	1/1	0.92	0.25	41,41,41,41	0
56	MG	BA	3668	1/1	0.92	0.12	50,50,50,50	0
56	MG	CA	1657	1/1	0.92	0.12	42,42,42,42	0
56	MG	AA	1750	1/1	0.92	0.12	50,50,50,50	0
56	MG	BA	3195	1/1	0.92	0.22	46,46,46,46	0
56	MG	DA	3425	1/1	0.92	0.18	43,43,43,43	0
56	MG	BA	3437	1/1	0.92	0.12	26,26,26,26	0
56	MG	DA	3430	1/1	0.92	0.16	56,56,56,56	0
56	MG	CA	1681	1/1	0.92	0.28	43,43,43,43	0
56	MG	BA	3025	1/1	0.92	0.14	13,13,13,13	0
56	MG	BA	3036	1/1	0.92	0.19	32,32,32,32	0
56	MG	AV	101	1/1	0.92	0.11	49,49,49,49	0
56	MG	DA	3456	1/1	0.92	0.16	37,37,37,37	0
56	MG	AA	1686	1/1	0.92	0.15	37,37,37,37	0
56	MG	BA	3692	1/1	0.92	0.21	41,41,41,41	0
56	MG	CA	1711	1/1	0.92	0.10	23,23,23,23	0
56	MG	BA	3045	1/1	0.92	0.12	40,40,40,40	0
56	MG	AA	1674	1/1	0.92	0.38	74,74,74,74	0
56	MG	BA	3262	1/1	0.92	0.14	31,31,31,31	0
56	MG	DA	3527	1/1	0.92	0.12	49,49,49,49	0
56	MG	CA	2007	1/1	0.92	0.30	60,60,60,60	0
56	MG	BA	3264	1/1	0.92	0.17	11,11,11,11	0

*Continued on next page...*

*Continued from previous page...*

Mol	Type	Chain	Res	Atoms	RSCC	RSR	B-factors( $\text{\AA}^2$ )	Q<0.9
56	MG	BA	3078	1/1	0.92	0.07	22,22,22,22	0
56	MG	BA	3086	1/1	0.92	0.07	23,23,23,23	0
56	MG	CZ	102	1/1	0.92	0.12	67,67,67,67	0
56	MG	BA	3293	1/1	0.92	0.14	34,34,34,34	0
56	MG	CZ	119	1/1	0.92	0.15	55,55,55,55	0
56	MG	DA	3556	1/1	0.92	0.17	20,20,20,20	0
56	MG	BA	3498	1/1	0.92	0.13	19,19,19,19	0
56	MG	BA	3304	1/1	0.92	0.14	42,42,42,42	0
56	MG	AA	1726	1/1	0.92	0.12	44,44,44,44	0
56	MG	AA	1774	1/1	0.92	0.11	27,27,27,27	0
56	MG	CA	1769	1/1	0.92	0.11	56,56,56,56	0
56	MG	CA	1773	1/1	0.92	0.17	35,35,35,35	0
56	MG	CA	1774	1/1	0.92	0.10	31,31,31,31	0
56	MG	CC	306	1/1	0.92	0.40	52,52,52,52	0
56	MG	DA	3610	1/1	0.92	0.14	29,29,29,29	0
56	MG	CA	1777	1/1	0.92	0.14	34,34,34,34	0
56	MG	DA	3616	1/1	0.92	0.12	10,10,10,10	0
56	MG	BA	3519	1/1	0.92	0.14	38,38,38,38	0
56	MG	BA	3326	1/1	0.92	0.24	46,46,46,46	0
56	MG	CL	201	1/1	0.92	0.18	61,61,61,61	0
56	MG	CA	1794	1/1	0.92	0.07	42,42,42,42	0
56	MG	DA	3652	1/1	0.92	0.08	45,45,45,45	0
56	MG	DA	3653	1/1	0.92	0.11	55,55,55,55	0
56	MG	CA	1796	1/1	0.92	0.07	27,27,27,27	0
56	MG	CA	1797	1/1	0.92	0.17	60,60,60,60	0
56	MG	CA	1810	1/1	0.92	0.12	28,28,28,28	0
56	MG	DA	3660	1/1	0.92	0.19	44,44,44,44	0
56	MG	BA	3533	1/1	0.92	0.13	37,37,37,37	0
56	MG	BA	3743	1/1	0.92	0.09	34,34,34,34	0
56	MG	AA	1809	1/1	0.92	0.13	54,54,54,54	0
56	MG	BA	3539	1/1	0.92	0.11	77,77,77,77	0
56	MG	DP	203	1/1	0.92	0.20	43,43,43,43	0
56	MG	AA	1775	1/1	0.92	0.13	74,74,74,74	0
56	MG	BA	3336	1/1	0.92	0.15	38,38,38,38	0
56	MG	AA	1824	1/1	0.92	0.14	78,78,78,78	0
56	MG	BA	3764	1/1	0.92	0.24	36,36,36,36	0
56	MG	DA	3006	1/1	0.92	0.23	27,27,27,27	0
56	MG	DA	3714	1/1	0.92	0.23	28,28,28,28	0
56	MG	BA	3566	1/1	0.92	0.18	45,45,45,45	0
56	MG	DA	3722	1/1	0.92	0.20	54,54,54,54	0
56	MG	DA	3057	1/1	0.92	0.14	31,31,31,31	0
56	MG	AA	1829	1/1	0.92	0.24	68,68,68,68	0

*Continued on next page...*

*Continued from previous page...*

Mol	Type	Chain	Res	Atoms	RSCC	RSR	B-factors( $\text{\AA}^2$ )	Q<0.9
56	MG	DA	3736	1/1	0.92	0.14	64,64,64,64	0
56	MG	DA	3092	1/1	0.92	0.18	32,32,32,32	0
56	MG	DA	3741	1/1	0.92	0.18	25,25,25,25	0
56	MG	CA	1834	1/1	0.92	0.18	61,61,61,61	0
56	MG	DA	3748	1/1	0.92	0.70	50,50,50,50	0
56	MG	DA	3750	1/1	0.92	0.34	47,47,47,47	0
56	MG	BA	3575	1/1	0.92	0.16	52,52,52,52	0
56	MG	BA	3128	1/1	0.92	0.22	38,38,38,38	0
56	MG	CA	1849	1/1	0.92	0.15	32,32,32,32	0
56	MG	DA	3127	1/1	0.92	0.13	71,71,71,71	0
56	MG	DA	3129	1/1	0.92	0.08	32,32,32,32	0
56	MG	CA	1851	1/1	0.92	0.08	34,34,34,34	0
56	MG	BA	3364	1/1	0.92	0.15	60,60,60,60	0
56	MG	DB	216	1/1	0.92	0.17	35,35,35,35	0
56	MG	DA	3145	1/1	0.92	0.11	30,30,30,30	0
56	MG	DB	221	1/1	0.92	0.14	49,49,49,49	0
56	MG	BA	3369	1/1	0.92	0.43	48,48,48,48	0
56	MG	DB	225	1/1	0.92	0.17	34,34,34,34	0
56	MG	DA	3162	1/1	0.92	0.18	33,33,33,33	0
56	MG	AX	401	1/1	0.93	0.15	55,55,55,55	0
56	MG	BA	3149	1/1	0.93	0.13	38,38,38,38	0
56	MG	DA	3247	1/1	0.93	0.09	21,21,21,21	0
56	MG	CA	1674	1/1	0.93	0.08	63,63,63,63	0
56	MG	DA	3257	1/1	0.93	0.21	32,32,32,32	0
56	MG	AX	403	1/1	0.93	0.06	73,73,73,73	0
56	MG	DA	3268	1/1	0.93	0.23	48,48,48,48	0
56	MG	BA	3696	1/1	0.93	0.27	37,37,37,37	0
56	MG	AA	1828	1/1	0.93	0.16	47,47,47,47	0
56	MG	BA	3541	1/1	0.93	0.10	1,1,1,1	0
56	MG	DA	3308	1/1	0.93	0.18	36,36,36,36	0
56	MG	AA	1714	1/1	0.93	0.19	28,28,28,28	0
56	MG	CA	1695	1/1	0.93	0.10	59,59,59,59	0
56	MG	CA	1699	1/1	0.93	0.12	45,45,45,45	0
56	MG	BA	3551	1/1	0.93	0.28	47,47,47,47	0
56	MG	BA	3172	1/1	0.93	0.08	63,63,63,63	0
56	MG	DA	3360	1/1	0.93	0.14	29,29,29,29	0
56	MG	CA	1705	1/1	0.93	0.16	31,31,31,31	0
56	MG	BA	3558	1/1	0.93	0.23	54,54,54,54	0
56	MG	AA	1719	1/1	0.93	0.12	28,28,28,28	0
56	MG	BA	3714	1/1	0.93	0.13	61,61,61,61	0
56	MG	BA	3378	1/1	0.93	0.07	28,28,28,28	0
56	MG	DA	3405	1/1	0.93	0.05	57,57,57,57	0

*Continued on next page...*

*Continued from previous page...*

Mol	Type	Chain	Res	Atoms	RSCC	RSR	B-factors( $\text{\AA}^2$ )	Q<0.9
56	MG	DA	3411	1/1	0.93	0.10	26,26,26,26	0
56	MG	BA	3723	1/1	0.93	0.16	18,18,18,18	0
56	MG	DA	3414	1/1	0.93	0.26	43,43,43,43	0
56	MG	DA	3417	1/1	0.93	0.33	53,53,53,53	0
56	MG	DA	3418	1/1	0.93	0.16	54,54,54,54	0
56	MG	DA	3423	1/1	0.93	0.18	39,39,39,39	0
56	MG	CA	1727	1/1	0.93	0.09	55,55,55,55	0
56	MG	AA	1720	1/1	0.93	0.14	33,33,33,33	0
56	MG	CA	1732	1/1	0.93	0.20	38,38,38,38	0
56	MG	CA	1996	1/1	0.93	0.18	41,41,41,41	0
56	MG	BA	3726	1/1	0.93	0.42	66,66,66,66	0
56	MG	CA	2006	1/1	0.93	0.15	41,41,41,41	0
56	MG	CA	1741	1/1	0.93	0.14	28,28,28,28	0
56	MG	DA	3445	1/1	0.93	0.10	31,31,31,31	0
56	MG	BA	3574	1/1	0.93	0.15	35,35,35,35	0
56	MG	AA	1834	1/1	0.93	0.61	36,36,36,36	0
56	MG	BA	3733	1/1	0.93	0.29	43,43,43,43	0
56	MG	CA	1750	1/1	0.93	0.10	35,35,35,35	0
56	MG	DA	3472	1/1	0.93	0.26	39,39,39,39	0
56	MG	DA	3474	1/1	0.93	0.30	34,34,34,34	0
56	MG	DA	3477	1/1	0.93	0.15	32,32,32,32	0
56	MG	CZ	103	1/1	0.93	0.06	51,51,51,51	0
56	MG	BA	3741	1/1	0.93	0.13	28,28,28,28	0
56	MG	DA	3495	1/1	0.93	0.17	13,13,13,13	0
56	MG	DA	3504	1/1	0.93	0.12	39,39,39,39	0
56	MG	DA	3510	1/1	0.93	0.15	38,38,38,38	0
56	MG	CZ	113	1/1	0.93	0.13	64,64,64,64	0
56	MG	DA	3524	1/1	0.93	0.09	27,27,27,27	0
56	MG	CZ	116	1/1	0.93	0.14	81,81,81,81	0
56	MG	CA	1757	1/1	0.93	0.23	27,27,27,27	0
56	MG	CA	1758	1/1	0.93	0.07	37,37,37,37	0
56	MG	AA	1786	1/1	0.93	0.27	76,76,76,76	0
56	MG	BA	3745	1/1	0.93	0.15	39,39,39,39	0
56	MG	CA	1772	1/1	0.93	0.28	40,40,40,40	0
56	MG	BA	3587	1/1	0.93	0.23	41,41,41,41	0
56	MG	DA	3550	1/1	0.93	0.55	35,35,35,35	0
56	MG	BA	3589	1/1	0.93	0.13	62,62,62,62	0
56	MG	AA	1683	1/1	0.93	0.13	39,39,39,39	0
56	MG	CC	305	1/1	0.93	0.11	46,46,46,46	0
56	MG	AA	1626	1/1	0.93	0.07	47,47,47,47	0
56	MG	BA	3755	1/1	0.93	0.12	64,64,64,64	0
56	MG	BA	3756	1/1	0.93	0.18	52,52,52,52	0

*Continued on next page...*

*Continued from previous page...*

Mol	Type	Chain	Res	Atoms	RSCC	RSR	B-factors( $\text{\AA}^2$ )	Q<0.9
56	MG	DA	3581	1/1	0.93	0.12	16,16,16,16	0
56	MG	BA	3601	1/1	0.93	0.19	33,33,33,33	0
56	MG	BA	3203	1/1	0.93	0.14	27,27,27,27	0
56	MG	DA	3597	1/1	0.93	0.18	40,40,40,40	0
56	MG	BA	3420	1/1	0.93	0.12	7,7,7,7	0
56	MG	DA	3607	1/1	0.93	0.22	44,44,44,44	0
56	MG	CA	1812	1/1	0.93	0.12	51,51,51,51	0
56	MG	AA	1661	1/1	0.93	0.10	28,28,28,28	0
56	MG	AA	1629	1/1	0.93	0.34	59,59,59,59	0
56	MG	BA	3070	1/1	0.93	0.14	32,32,32,32	0
56	MG	DF	301	1/1	0.93	0.30	45,45,45,45	0
56	MG	DA	3621	1/1	0.93	0.24	51,51,51,51	0
56	MG	BA	3782	1/1	0.93	0.18	19,19,19,19	0
56	MG	AC	303	1/1	0.93	0.07	51,51,51,51	0
56	MG	DA	3640	1/1	0.93	0.28	40,40,40,40	0
56	MG	BA	3251	1/1	0.93	0.11	43,43,43,43	0
56	MG	DA	3647	1/1	0.93	0.17	19,19,19,19	0
56	MG	DA	3648	1/1	0.93	0.12	42,42,42,42	0
56	MG	DA	3651	1/1	0.93	0.15	21,21,21,21	0
56	MG	DP	202	1/1	0.93	0.19	44,44,44,44	0
56	MG	BA	3450	1/1	0.93	0.21	43,43,43,43	0
56	MG	CA	1829	1/1	0.93	0.20	35,35,35,35	0
56	MG	BA	3642	1/1	0.93	0.17	68,68,68,68	0
56	MG	DW	202	1/1	0.93	0.17	36,36,36,36	0
56	MG	AC	304	1/1	0.93	0.24	55,55,55,55	0
56	MG	BA	3455	1/1	0.93	0.23	46,46,46,46	0
56	MG	BB	218	1/1	0.93	0.17	51,51,51,51	0
56	MG	DA	3668	1/1	0.93	0.26	42,42,42,42	0
56	MG	DA	3029	1/1	0.93	0.12	25,25,25,25	0
56	MG	CA	1835	1/1	0.93	0.27	46,46,46,46	0
56	MG	DA	3056	1/1	0.93	0.11	25,25,25,25	0
56	MG	DA	3684	1/1	0.93	0.16	50,50,50,50	0
56	MG	BA	3652	1/1	0.93	0.23	33,33,33,33	0
56	MG	BA	3654	1/1	0.93	0.17	40,40,40,40	0
56	MG	DA	3076	1/1	0.93	0.15	51,51,51,51	0
56	MG	AA	1802	1/1	0.93	0.23	56,56,56,56	0
56	MG	DA	3703	1/1	0.93	0.39	38,38,38,38	0
56	MG	AA	1878	1/1	0.93	0.29	37,37,37,37	0
56	MG	DA	3710	1/1	0.93	0.15	21,21,21,21	0
56	MG	DA	3712	1/1	0.93	0.21	61,61,61,61	0
56	MG	AA	1624	1/1	0.93	0.13	26,26,26,26	0
56	MG	CA	1858	1/1	0.93	0.10	66,66,66,66	0

*Continued on next page...*

*Continued from previous page...*

Mol	Type	Chain	Res	Atoms	RSCC	RSR	B-factors(Å <sup>2</sup> )	Q<0.9
56	MG	AA	1618	1/1	0.93	0.25	49,49,49,49	0
56	MG	BA	3106	1/1	0.93	0.11	26,26,26,26	0
56	MG	DA	3728	1/1	0.93	0.18	33,33,33,33	0
56	MG	BA	3113	1/1	0.93	0.18	10,10,10,10	0
56	MG	CA	1874	1/1	0.93	0.17	52,52,52,52	0
56	MG	CA	1877	1/1	0.93	0.59	60,60,60,60	0
56	MG	CA	1880	1/1	0.93	0.06	51,51,51,51	0
56	MG	BW	202	1/1	0.93	0.25	33,33,33,33	0
56	MG	AA	1811	1/1	0.93	0.16	16,16,16,16	0
56	MG	DA	3167	1/1	0.93	0.18	23,23,23,23	0
56	MG	CA	1610	1/1	0.93	0.10	24,24,24,24	0
56	MG	DA	3173	1/1	0.93	0.13	31,31,31,31	0
56	MG	AM	201	1/1	0.93	0.28	54,54,54,54	0
56	MG	BA	3322	1/1	0.93	0.13	33,33,33,33	0
56	MG	BA	3125	1/1	0.93	0.10	23,23,23,23	0
56	MG	CA	1619	1/1	0.93	0.17	66,66,66,66	0
56	MG	AA	1767	1/1	0.93	0.39	28,28,28,28	0
56	MG	CA	1635	1/1	0.93	0.28	39,39,39,39	0
56	MG	CA	1638	1/1	0.93	0.12	26,26,26,26	0
56	MG	BA	3329	1/1	0.93	0.10	49,49,49,49	0
56	MG	BA	3689	1/1	0.93	0.13	44,44,44,44	0
56	MG	BA	3129	1/1	0.93	0.16	34,34,34,34	0
56	MG	AA	1768	1/1	0.93	0.10	32,32,32,32	0
56	MG	AA	1725	1/1	0.94	0.15	23,23,23,23	0
56	MG	CA	1918	1/1	0.94	0.13	44,44,44,44	0
56	MG	DA	3256	1/1	0.94	0.25	37,37,37,37	0
56	MG	BA	3417	1/1	0.94	0.09	25,25,25,25	0
56	MG	DA	3259	1/1	0.94	0.13	24,24,24,24	0
56	MG	AA	1653	1/1	0.94	0.14	44,44,44,44	0
56	MG	DA	3267	1/1	0.94	0.09	40,40,40,40	0
56	MG	BA	3202	1/1	0.94	0.09	46,46,46,46	0
56	MG	AA	1805	1/1	0.94	0.11	53,53,53,53	0
56	MG	DA	3283	1/1	0.94	0.29	36,36,36,36	0
56	MG	CA	1636	1/1	0.94	0.09	40,40,40,40	0
56	MG	BA	3426	1/1	0.94	0.45	56,56,56,56	0
56	MG	CA	1640	1/1	0.94	0.37	56,56,56,56	0
56	MG	DA	3312	1/1	0.94	0.13	24,24,24,24	0
56	MG	BA	3209	1/1	0.94	0.16	31,31,31,31	0
56	MG	BA	3667	1/1	0.94	0.22	63,63,63,63	0
56	MG	DA	3349	1/1	0.94	0.23	44,44,44,44	0
56	MG	AB	301	1/1	0.94	0.09	44,44,44,44	0
56	MG	BA	3085	1/1	0.94	0.13	37,37,37,37	0

*Continued on next page...*

*Continued from previous page...*

Mol	Type	Chain	Res	Atoms	RSCC	RSR	B-factors( $\text{\AA}^2$ )	Q<0.9
56	MG	AA	1856	1/1	0.94	0.12	49,49,49,49	0
56	MG	BA	3227	1/1	0.94	0.23	36,36,36,36	0
56	MG	CA	1963	1/1	0.94	0.55	35,35,35,35	0
56	MG	DA	3377	1/1	0.94	0.13	21,21,21,21	0
56	MG	AA	1861	1/1	0.94	0.73	60,60,60,60	0
56	MG	CA	1965	1/1	0.94	0.09	54,54,54,54	0
56	MG	DA	3386	1/1	0.94	0.12	27,27,27,27	0
56	MG	DA	3389	1/1	0.94	0.16	55,55,55,55	0
56	MG	AA	1602	1/1	0.94	0.08	23,23,23,23	0
56	MG	DA	3395	1/1	0.94	0.14	34,34,34,34	0
56	MG	AA	1871	1/1	0.94	0.09	35,35,35,35	0
56	MG	BA	3681	1/1	0.94	0.16	62,62,62,62	0
56	MG	CA	1684	1/1	0.94	0.10	44,44,44,44	0
56	MG	AA	1741	1/1	0.94	0.14	32,32,32,32	0
56	MG	AA	1812	1/1	0.94	0.24	33,33,33,33	0
56	MG	AA	1814	1/1	0.94	0.14	17,17,17,17	0
56	MG	BA	3272	1/1	0.94	0.10	15,15,15,15	0
56	MG	BA	3279	1/1	0.94	0.09	39,39,39,39	0
56	MG	CA	1991	1/1	0.94	0.33	57,57,57,57	0
56	MG	DA	3426	1/1	0.94	0.10	34,34,34,34	0
56	MG	BA	3480	1/1	0.94	0.19	23,23,23,23	0
56	MG	CA	1703	1/1	0.94	0.09	34,34,34,34	0
56	MG	BA	3285	1/1	0.94	0.11	40,40,40,40	0
56	MG	DA	3434	1/1	0.94	0.13	29,29,29,29	0
56	MG	CA	2004	1/1	0.94	0.10	45,45,45,45	0
56	MG	BA	3114	1/1	0.94	0.40	47,47,47,47	0
56	MG	CA	1712	1/1	0.94	0.49	18,18,18,18	0
56	MG	DA	3444	1/1	0.94	0.16	11,11,11,11	0
56	MG	AA	1820	1/1	0.94	0.06	23,23,23,23	0
56	MG	BA	3295	1/1	0.94	0.10	1,1,1,1	0
56	MG	BA	3506	1/1	0.94	0.13	10,10,10,10	0
56	MG	DA	3464	1/1	0.94	0.14	26,26,26,26	0
56	MG	BA	3297	1/1	0.94	0.19	50,50,50,50	0
56	MG	BA	3709	1/1	0.94	0.19	31,31,31,31	0
56	MG	BA	3516	1/1	0.94	0.09	25,25,25,25	0
56	MG	DA	3473	1/1	0.94	0.18	55,55,55,55	0
56	MG	BA	3299	1/1	0.94	0.17	44,44,44,44	0
56	MG	BA	3120	1/1	0.94	0.07	1,1,1,1	0
56	MG	DA	3480	1/1	0.94	0.18	46,46,46,46	0
56	MG	BA	3715	1/1	0.94	0.10	42,42,42,42	0
56	MG	DA	3489	1/1	0.94	0.11	24,24,24,24	0
56	MG	BA	3527	1/1	0.94	0.21	37,37,37,37	0

*Continued on next page...*



*Continued from previous page...*

Mol	Type	Chain	Res	Atoms	RSCC	RSR	B-factors(Å <sup>2</sup> )	Q<0.9
56	MG	BA	3308	1/1	0.94	0.17	9,9,9,9	0
56	MG	DA	3499	1/1	0.94	0.15	25,25,25,25	0
56	MG	DA	3501	1/1	0.94	0.24	47,47,47,47	0
56	MG	AA	1748	1/1	0.94	0.17	54,54,54,54	0
56	MG	BA	3535	1/1	0.94	0.12	43,43,43,43	0
56	MG	DA	3511	1/1	0.94	0.17	7,7,7,7	0
56	MG	DA	3513	1/1	0.94	0.09	41,41,41,41	0
56	MG	CY	113	1/1	0.94	0.67	39,39,39,39	0
56	MG	DA	3523	1/1	0.94	0.10	44,44,44,44	0
56	MG	AA	1781	1/1	0.94	0.11	55,55,55,55	0
56	MG	CC	301	1/1	0.94	0.10	48,48,48,48	0
56	MG	DA	3530	1/1	0.94	0.27	51,51,51,51	0
56	MG	AA	1676	1/1	0.94	0.14	49,49,49,49	0
56	MG	DA	3535	1/1	0.94	0.09	42,42,42,42	0
56	MG	AP	101	1/1	0.94	0.25	32,32,32,32	0
56	MG	CA	1761	1/1	0.94	0.41	45,45,45,45	0
56	MG	CA	1762	1/1	0.94	0.15	30,30,30,30	0
56	MG	CC	307	1/1	0.94	0.28	27,27,27,27	0
56	MG	CD	303	1/1	0.94	0.14	21,21,21,21	0
56	MG	AA	1715	1/1	0.94	0.19	51,51,51,51	0
56	MG	CG	201	1/1	0.94	0.20	52,52,52,52	0
56	MG	BA	3548	1/1	0.94	0.20	39,39,39,39	0
56	MG	AA	1758	1/1	0.94	0.11	47,47,47,47	0
56	MG	BA	3145	1/1	0.94	0.10	36,36,36,36	0
56	MG	AA	1894	1/1	0.94	0.27	38,38,38,38	0
56	MG	DA	3572	1/1	0.94	0.08	36,36,36,36	0
56	MG	AA	1643	1/1	0.94	0.09	24,24,24,24	0
56	MG	BA	3752	1/1	0.94	0.19	30,30,30,30	0
56	MG	BA	3342	1/1	0.94	0.10	36,36,36,36	0
56	MG	DA	3590	1/1	0.94	0.18	37,37,37,37	0
56	MG	DA	3591	1/1	0.94	0.12	26,26,26,26	0
56	MG	CA	1790	1/1	0.94	0.09	38,38,38,38	0
56	MG	AA	1896	1/1	0.94	0.29	57,57,57,57	0
56	MG	BA	3164	1/1	0.94	0.16	51,51,51,51	0
56	MG	DA	3605	1/1	0.94	0.28	36,36,36,36	0
56	MG	BA	3346	1/1	0.94	0.15	18,18,18,18	0
56	MG	DO	201	1/1	0.94	0.28	23,23,23,23	0
56	MG	BA	3581	1/1	0.94	0.23	39,39,39,39	0
56	MG	BA	3347	1/1	0.94	0.20	19,19,19,19	0
56	MG	BA	3768	1/1	0.94	0.18	46,46,46,46	0
56	MG	BA	3769	1/1	0.94	0.07	65,65,65,65	0
56	MG	BA	3771	1/1	0.94	0.13	45,45,45,45	0

*Continued on next page...*

*Continued from previous page...*

Mol	Type	Chain	Res	Atoms	RSCC	RSR	B-factors( $\text{\AA}^2$ )	Q<0.9
56	MG	DV	201	1/1	0.94	0.08	61,61,61,61	0
56	MG	BA	3349	1/1	0.94	0.09	42,42,42,42	0
56	MG	DA	3635	1/1	0.94	0.14	47,47,47,47	0
56	MG	DA	3637	1/1	0.94	0.46	66,66,66,66	0
56	MG	DA	3639	1/1	0.94	0.16	13,13,13,13	0
56	MG	BA	3778	1/1	0.94	0.12	33,33,33,33	0
56	MG	DA	3001	1/1	0.94	0.20	37,37,37,37	0
56	MG	DA	3003	1/1	0.94	0.18	33,33,33,33	0
56	MG	BA	3779	1/1	0.94	0.13	47,47,47,47	0
56	MG	BA	3351	1/1	0.94	0.08	39,39,39,39	0
56	MG	DA	3013	1/1	0.94	0.15	23,23,23,23	0
56	MG	DA	3019	1/1	0.94	0.09	5,5,5,5	0
56	MG	DA	3023	1/1	0.94	0.11	7,7,7,7	0
56	MG	BA	3591	1/1	0.94	0.11	50,50,50,50	0
56	MG	DA	3030	1/1	0.94	0.11	17,17,17,17	0
56	MG	BA	3358	1/1	0.94	0.34	44,44,44,44	0
56	MG	BA	3789	1/1	0.94	0.24	35,35,35,35	0
56	MG	BA	3167	1/1	0.94	0.17	34,34,34,34	0
56	MG	DA	3665	1/1	0.94	0.12	35,35,35,35	0
56	MG	BA	3598	1/1	0.94	0.19	33,33,33,33	0
56	MG	BA	3169	1/1	0.94	0.20	26,26,26,26	0
56	MG	DA	3675	1/1	0.94	0.40	55,55,55,55	0
56	MG	DA	3676	1/1	0.94	0.46	25,25,25,25	0
56	MG	BA	3602	1/1	0.94	0.08	42,42,42,42	0
56	MG	AA	1692	1/1	0.94	0.15	45,45,45,45	0
56	MG	BB	214	1/1	0.94	0.06	29,29,29,29	0
56	MG	DA	3688	1/1	0.94	0.27	63,63,63,63	0
56	MG	DA	3103	1/1	0.94	0.10	16,16,16,16	0
56	MG	AA	1902	1/1	0.94	0.08	42,42,42,42	0
56	MG	DA	3114	1/1	0.94	0.14	27,27,27,27	0
56	MG	CA	1854	1/1	0.94	0.14	43,43,43,43	0
56	MG	DA	3702	1/1	0.94	0.28	42,42,42,42	0
56	MG	DA	3122	1/1	0.94	0.10	46,46,46,46	0
56	MG	BA	3624	1/1	0.94	0.25	82,82,82,82	0
56	MG	CA	1857	1/1	0.94	0.19	33,33,33,33	0
56	MG	BA	3626	1/1	0.94	0.11	29,29,29,29	0
56	MG	BA	3026	1/1	0.94	0.08	0,0,0,0	0
56	MG	AZ	106	1/1	0.94	0.07	37,37,37,37	0
56	MG	BA	3381	1/1	0.94	0.16	2,2,2,2	0
56	MG	DA	3159	1/1	0.94	0.11	52,52,52,52	0
56	MG	BA	3382	1/1	0.94	0.14	33,33,33,33	0
56	MG	AA	1837	1/1	0.94	0.10	54,54,54,54	0

*Continued on next page...*

*Continued from previous page...*

Mol	Type	Chain	Res	Atoms	RSCC	RSR	B-factors( $\text{\AA}^2$ )	Q<0.9
56	MG	DA	3735	1/1	0.94	0.47	51,51,51,51	0
56	MG	BN	202	1/1	0.94	0.21	49,49,49,49	0
56	MG	DA	3171	1/1	0.94	0.11	52,52,52,52	0
56	MG	BA	3638	1/1	0.94	0.14	38,38,38,38	0
56	MG	DA	3744	1/1	0.94	0.19	62,62,62,62	0
56	MG	AA	1800	1/1	0.94	0.09	49,49,49,49	0
56	MG	BU	201	1/1	0.94	0.51	35,35,35,35	0
56	MG	BA	3640	1/1	0.94	0.11	34,34,34,34	0
56	MG	DA	3752	1/1	0.94	0.23	55,55,55,55	0
56	MG	CA	1888	1/1	0.94	0.20	51,51,51,51	0
56	MG	DA	3755	1/1	0.94	0.36	39,39,39,39	0
56	MG	CA	1890	1/1	0.94	0.17	37,37,37,37	0
56	MG	B7	101	1/1	0.94	0.28	24,24,24,24	0
56	MG	DA	3194	1/1	0.94	0.17	42,42,42,42	0
56	MG	BA	3402	1/1	0.94	0.09	39,39,39,39	0
56	MG	DB	208	1/1	0.94	0.20	39,39,39,39	0
56	MG	DA	3205	1/1	0.94	0.20	24,24,24,24	0
56	MG	BA	3189	1/1	0.94	0.20	48,48,48,48	0
56	MG	CA	1611	1/1	0.94	0.08	40,40,40,40	0
56	MG	DA	3215	1/1	0.94	0.14	41,41,41,41	0
56	MG	CA	1612	1/1	0.94	0.12	30,30,30,30	0
56	MG	CA	1913	1/1	0.94	0.10	41,41,41,41	0
56	MG	BA	3191	1/1	0.94	0.20	41,41,41,41	0
56	MG	DB	226	1/1	0.94	0.37	51,51,51,51	0
56	MG	CA	1916	1/1	0.94	0.17	62,62,62,62	0
56	MG	BA	3233	1/1	0.95	0.29	35,35,35,35	0
56	MG	BA	3244	1/1	0.95	0.10	34,34,34,34	0
56	MG	DA	3209	1/1	0.95	0.10	55,55,55,55	0
56	MG	DA	3213	1/1	0.95	0.09	18,18,18,18	0
56	MG	CA	1878	1/1	0.95	0.07	31,31,31,31	0
56	MG	BA	3419	1/1	0.95	0.23	29,29,29,29	0
56	MG	BA	3250	1/1	0.95	0.14	39,39,39,39	0
56	MG	BF	304	1/1	0.95	0.25	40,40,40,40	0
56	MG	DA	3231	1/1	0.95	0.08	3,3,3,3	0
56	MG	DA	3237	1/1	0.95	0.12	31,31,31,31	0
56	MG	CA	1884	1/1	0.95	0.09	39,39,39,39	0
56	MG	BA	3422	1/1	0.95	0.14	24,24,24,24	0
56	MG	AA	1872	1/1	0.95	0.16	19,19,19,19	0
56	MG	BA	3424	1/1	0.95	0.07	17,17,17,17	0
56	MG	BO	202	1/1	0.95	0.08	29,29,29,29	0
56	MG	BA	3253	1/1	0.95	0.12	44,44,44,44	0
56	MG	BA	3641	1/1	0.95	0.11	47,47,47,47	0

*Continued on next page...*

*Continued from previous page...*

Mol	Type	Chain	Res	Atoms	RSCC	RSR	B-factors( $\text{\AA}^2$ )	Q<0.9
56	MG	BA	3093	1/1	0.95	0.11	34,34,34,34	0
56	MG	DA	3265	1/1	0.95	0.09	25,25,25,25	0
56	MG	AC	306	1/1	0.95	0.09	21,21,21,21	0
56	MG	BA	3434	1/1	0.95	0.10	45,45,45,45	0
56	MG	CA	1603	1/1	0.95	0.17	41,41,41,41	0
56	MG	DA	3282	1/1	0.95	0.07	20,20,20,20	0
56	MG	CA	1606	1/1	0.95	0.11	27,27,27,27	0
56	MG	DA	3284	1/1	0.95	0.14	7,7,7,7	0
56	MG	BA	3102	1/1	0.95	0.12	22,22,22,22	0
56	MG	DA	3289	1/1	0.95	0.15	31,31,31,31	0
56	MG	BA	3269	1/1	0.95	0.10	37,37,37,37	0
56	MG	AA	1777	1/1	0.95	0.26	36,36,36,36	0
56	MG	CA	1919	1/1	0.95	0.15	64,64,64,64	0
56	MG	BA	3110	1/1	0.95	0.10	35,35,35,35	0
56	MG	BA	3658	1/1	0.95	0.14	56,56,56,56	0
56	MG	BA	3273	1/1	0.95	0.15	17,17,17,17	0
56	MG	BA	3461	1/1	0.95	0.11	23,23,23,23	0
56	MG	CA	1618	1/1	0.95	0.25	27,27,27,27	0
56	MG	AD	307	1/1	0.95	0.42	32,32,32,32	0
56	MG	DA	3359	1/1	0.95	0.27	19,19,19,19	0
56	MG	CA	1622	1/1	0.95	0.07	24,24,24,24	0
56	MG	DA	3365	1/1	0.95	0.11	8,8,8,8	0
56	MG	DA	3367	1/1	0.95	0.10	60,60,60,60	0
56	MG	DA	3371	1/1	0.95	0.16	33,33,33,33	0
56	MG	DA	3372	1/1	0.95	0.16	30,30,30,30	0
56	MG	BA	3666	1/1	0.95	0.25	51,51,51,51	0
56	MG	BA	3283	1/1	0.95	0.10	4,4,4,4	0
56	MG	CA	1939	1/1	0.95	0.24	55,55,55,55	0
56	MG	CA	1942	1/1	0.95	0.38	41,41,41,41	0
56	MG	CA	1943	1/1	0.95	0.39	48,48,48,48	0
56	MG	AA	1740	1/1	0.95	0.08	53,53,53,53	0
56	MG	AA	1881	1/1	0.95	0.15	76,76,76,76	0
56	MG	AG	201	1/1	0.95	0.10	23,23,23,23	0
56	MG	DA	3399	1/1	0.95	0.34	36,36,36,36	0
56	MG	CA	1951	1/1	0.95	0.12	42,42,42,42	0
56	MG	CA	1643	1/1	0.95	0.07	35,35,35,35	0
56	MG	CA	1645	1/1	0.95	0.12	45,45,45,45	0
56	MG	AI	201	1/1	0.95	0.26	57,57,57,57	0
56	MG	BA	3474	1/1	0.95	0.33	48,48,48,48	0
56	MG	AA	1619	1/1	0.95	0.11	37,37,37,37	0
56	MG	AA	1784	1/1	0.95	0.14	22,22,22,22	0
56	MG	DA	3420	1/1	0.95	0.37	45,45,45,45	0

*Continued on next page...*

*Continued from previous page...*

Mol	Type	Chain	Res	Atoms	RSCC	RSR	B-factors( $\text{\AA}^2$ )	Q<0.9
56	MG	CA	1665	1/1	0.95	0.15	26,26,26,26	0
56	MG	CA	1971	1/1	0.95	0.14	49,49,49,49	0
56	MG	AA	1747	1/1	0.95	0.13	40,40,40,40	0
56	MG	CA	1669	1/1	0.95	0.14	52,52,52,52	0
56	MG	CA	1670	1/1	0.95	0.29	31,31,31,31	0
56	MG	AA	1787	1/1	0.95	0.09	36,36,36,36	0
56	MG	CA	1673	1/1	0.95	0.07	48,48,48,48	0
56	MG	AA	1695	1/1	0.95	0.10	33,33,33,33	0
56	MG	CA	1677	1/1	0.95	0.10	27,27,27,27	0
56	MG	AA	1603	1/1	0.95	0.10	30,30,30,30	0
56	MG	DA	3441	1/1	0.95	0.32	41,41,41,41	0
56	MG	DA	3443	1/1	0.95	0.16	25,25,25,25	0
56	MG	CA	1995	1/1	0.95	0.19	47,47,47,47	0
56	MG	AA	1756	1/1	0.95	0.34	38,38,38,38	0
56	MG	CA	1997	1/1	0.95	0.27	24,24,24,24	0
56	MG	CA	1999	1/1	0.95	0.14	31,31,31,31	0
56	MG	DA	3459	1/1	0.95	0.15	22,22,22,22	0
56	MG	DA	3460	1/1	0.95	0.23	41,41,41,41	0
56	MG	BA	3511	1/1	0.95	0.11	26,26,26,26	0
56	MG	DA	3465	1/1	0.95	0.15	20,20,20,20	0
56	MG	CA	2001	1/1	0.95	0.07	36,36,36,36	0
56	MG	DA	3467	1/1	0.95	0.11	58,58,58,58	0
56	MG	BA	3324	1/1	0.95	0.28	33,33,33,33	0
56	MG	DA	3470	1/1	0.95	0.13	47,47,47,47	0
56	MG	CA	1688	1/1	0.95	0.10	26,26,26,26	0
56	MG	AX	402	1/1	0.95	0.15	29,29,29,29	0
56	MG	BA	3154	1/1	0.95	0.12	26,26,26,26	0
56	MG	DA	3475	1/1	0.95	0.13	34,34,34,34	0
56	MG	CA	1694	1/1	0.95	0.10	39,39,39,39	0
56	MG	DA	3479	1/1	0.95	0.10	44,44,44,44	0
56	MG	AA	1680	1/1	0.95	0.13	26,26,26,26	0
56	MG	CZ	101	1/1	0.95	0.13	61,61,61,61	0
56	MG	DA	3486	1/1	0.95	0.12	35,35,35,35	0
56	MG	BA	3701	1/1	0.95	0.09	24,24,24,24	0
56	MG	BA	3521	1/1	0.95	0.06	21,21,21,21	0
56	MG	CZ	108	1/1	0.95	0.07	49,49,49,49	0
56	MG	DA	3498	1/1	0.95	0.06	59,59,59,59	0
56	MG	AA	1682	1/1	0.95	0.07	51,51,51,51	0
56	MG	BA	3334	1/1	0.95	0.16	23,23,23,23	0
56	MG	CZ	114	1/1	0.95	0.12	46,46,46,46	0
56	MG	DA	3505	1/1	0.95	0.23	30,30,30,30	0
56	MG	CZ	115	1/1	0.95	0.23	40,40,40,40	0

*Continued on next page...*

*Continued from previous page...*

Mol	Type	Chain	Res	Atoms	RSCC	RSR	B-factors( $\text{\AA}^2$ )	Q<0.9
56	MG	AA	1634	1/1	0.95	0.09	32,32,32,32	0
56	MG	CA	1710	1/1	0.95	0.10	29,29,29,29	0
56	MG	BA	3710	1/1	0.95	0.15	13,13,13,13	0
56	MG	DA	3518	1/1	0.95	0.12	13,13,13,13	0
56	MG	DA	3520	1/1	0.95	0.27	63,63,63,63	0
56	MG	AA	1900	1/1	0.95	0.12	44,44,44,44	0
56	MG	AA	1668	1/1	0.95	0.09	14,14,14,14	0
56	MG	AA	1845	1/1	0.95	0.66	48,48,48,48	0
56	MG	CA	1716	1/1	0.95	0.10	42,42,42,42	0
56	MG	BA	3176	1/1	0.95	0.16	3,3,3,3	0
56	MG	BA	3717	1/1	0.95	0.15	40,40,40,40	0
56	MG	CA	1723	1/1	0.95	0.09	33,33,33,33	0
56	MG	DA	3542	1/1	0.95	0.14	48,48,48,48	0
56	MG	DA	3543	1/1	0.95	0.12	20,20,20,20	0
56	MG	AA	1905	1/1	0.95	0.14	40,40,40,40	0
56	MG	BA	3179	1/1	0.95	0.15	26,26,26,26	0
56	MG	CA	1731	1/1	0.95	0.11	30,30,30,30	0
56	MG	BA	3549	1/1	0.95	0.10	40,40,40,40	0
56	MG	CA	1736	1/1	0.95	0.11	52,52,52,52	0
56	MG	BA	3348	1/1	0.95	0.18	9,9,9,9	0
56	MG	CF	201	1/1	0.95	0.09	50,50,50,50	0
56	MG	DA	3557	1/1	0.95	0.13	13,13,13,13	0
56	MG	BA	3554	1/1	0.95	0.22	19,19,19,19	0
56	MG	DA	3565	1/1	0.95	0.12	36,36,36,36	0
56	MG	CA	1742	1/1	0.95	0.11	22,22,22,22	0
56	MG	DA	3568	1/1	0.95	0.10	44,44,44,44	0
56	MG	DA	3569	1/1	0.95	0.24	39,39,39,39	0
56	MG	CA	1744	1/1	0.95	0.14	48,48,48,48	0
56	MG	CK	202	1/1	0.95	0.09	40,40,40,40	0
56	MG	CA	1746	1/1	0.95	0.11	30,30,30,30	0
56	MG	BA	3029	1/1	0.95	0.10	1,1,1,1	0
56	MG	BA	3731	1/1	0.95	0.11	45,45,45,45	0
56	MG	BA	3557	1/1	0.95	0.34	59,59,59,59	0
56	MG	CX	403	1/1	0.95	0.09	48,48,48,48	0
56	MG	AZ	104	1/1	0.95	0.04	45,45,45,45	0
56	MG	BA	3356	1/1	0.95	0.09	29,29,29,29	0
56	MG	DA	3599	1/1	0.95	0.18	39,39,39,39	0
56	MG	BA	3564	1/1	0.95	0.14	47,47,47,47	0
56	MG	DA	3604	1/1	0.95	0.23	43,43,43,43	0
56	MG	AA	1846	1/1	0.95	0.12	55,55,55,55	0
56	MG	BA	3567	1/1	0.95	0.07	11,11,11,11	0
56	MG	DI	201	1/1	0.95	0.10	18,18,18,18	0

*Continued on next page...*

*Continued from previous page...*

Mol	Type	Chain	Res	Atoms	RSCC	RSR	B-factors( $\text{\AA}^2$ )	Q<0.9
56	MG	BA	3748	1/1	0.95	0.51	45,45,45,45	0
56	MG	BA	3040	1/1	0.95	0.17	35,35,35,35	0
56	MG	BA	3750	1/1	0.95	0.13	24,24,24,24	0
56	MG	CA	1771	1/1	0.95	0.08	47,47,47,47	0
56	MG	AA	1649	1/1	0.95	0.16	41,41,41,41	0
56	MG	DA	3622	1/1	0.95	0.09	34,34,34,34	0
56	MG	AY	103	1/1	0.95	0.12	53,53,53,53	0
56	MG	DA	3628	1/1	0.95	0.15	38,38,38,38	0
56	MG	DA	3632	1/1	0.95	0.20	32,32,32,32	0
56	MG	DR	201	1/1	0.95	0.15	32,32,32,32	0
56	MG	BA	3576	1/1	0.95	0.19	33,33,33,33	0
56	MG	BA	3579	1/1	0.95	0.15	41,41,41,41	0
56	MG	DX	101	1/1	0.95	0.19	50,50,50,50	0
56	MG	DZ	304	1/1	0.95	0.18	31,31,31,31	0
56	MG	DA	3642	1/1	0.95	0.12	26,26,26,26	0
56	MG	BA	3196	1/1	0.95	0.09	44,44,44,44	0
56	MG	D4	103	1/1	0.95	0.28	40,40,40,40	0
56	MG	BA	3762	1/1	0.95	0.54	35,35,35,35	0
56	MG	BA	3763	1/1	0.95	0.20	55,55,55,55	0
56	MG	AA	1849	1/1	0.95	0.20	40,40,40,40	0
56	MG	BA	3765	1/1	0.95	0.15	36,36,36,36	0
56	MG	BA	3586	1/1	0.95	0.33	34,34,34,34	0
56	MG	DA	3657	1/1	0.95	0.27	38,38,38,38	0
56	MG	CA	1800	1/1	0.95	0.30	30,30,30,30	0
56	MG	DA	3022	1/1	0.95	0.08	19,19,19,19	0
56	MG	CA	1802	1/1	0.95	0.12	31,31,31,31	0
56	MG	DA	3026	1/1	0.95	0.05	16,16,16,16	0
56	MG	DA	3027	1/1	0.95	0.22	22,22,22,22	0
56	MG	CA	1806	1/1	0.95	0.07	36,36,36,36	0
56	MG	CA	1809	1/1	0.95	0.14	57,57,57,57	0
56	MG	DA	3038	1/1	0.95	0.17	14,14,14,14	0
56	MG	DA	3039	1/1	0.95	0.14	17,17,17,17	0
56	MG	BA	3049	1/1	0.95	0.15	17,17,17,17	0
56	MG	BA	3055	1/1	0.95	0.17	27,27,27,27	0
56	MG	CA	1814	1/1	0.95	0.09	31,31,31,31	0
56	MG	BA	3590	1/1	0.95	0.07	27,27,27,27	0
56	MG	DA	3687	1/1	0.95	0.12	21,21,21,21	0
56	MG	DA	3072	1/1	0.95	0.13	29,29,29,29	0
56	MG	AA	1806	1/1	0.95	0.12	34,34,34,34	0
56	MG	DA	3081	1/1	0.95	0.14	47,47,47,47	0
56	MG	DA	3693	1/1	0.95	0.12	30,30,30,30	0
56	MG	DA	3694	1/1	0.95	0.09	46,46,46,46	0

*Continued on next page...*

*Continued from previous page...*

Mol	Type	Chain	Res	Atoms	RSCC	RSR	B-factors( $\text{\AA}^2$ )	Q<0.9
56	MG	DA	3088	1/1	0.95	0.13	19,19,19,19	0
56	MG	BA	3775	1/1	0.95	0.96	49,49,49,49	0
56	MG	CA	1820	1/1	0.95	0.18	55,55,55,55	0
56	MG	BA	3387	1/1	0.95	0.19	49,49,49,49	0
56	MG	DA	3705	1/1	0.95	0.20	39,39,39,39	0
56	MG	DA	3706	1/1	0.95	0.49	42,42,42,42	0
56	MG	BA	3389	1/1	0.95	0.16	33,33,33,33	0
56	MG	DA	3709	1/1	0.95	0.40	24,24,24,24	0
56	MG	DA	3106	1/1	0.95	0.12	34,34,34,34	0
56	MG	BA	3390	1/1	0.95	0.06	33,33,33,33	0
56	MG	BA	3394	1/1	0.95	0.15	17,17,17,17	0
56	MG	DA	3716	1/1	0.95	0.30	54,54,54,54	0
56	MG	AA	1859	1/1	0.95	0.12	29,29,29,29	0
56	MG	DA	3719	1/1	0.95	0.16	47,47,47,47	0
56	MG	DA	3720	1/1	0.95	0.11	45,45,45,45	0
56	MG	BA	3784	1/1	0.95	0.11	36,36,36,36	0
56	MG	DA	3124	1/1	0.95	0.09	27,27,27,27	0
56	MG	DA	3126	1/1	0.95	0.13	37,37,37,37	0
56	MG	DA	3730	1/1	0.95	0.19	33,33,33,33	0
56	MG	BA	3786	1/1	0.95	0.15	56,56,56,56	0
56	MG	DA	3734	1/1	0.95	0.11	60,60,60,60	0
56	MG	CA	1832	1/1	0.95	0.26	38,38,38,38	0
56	MG	BA	3606	1/1	0.95	0.36	54,54,54,54	0
56	MG	BA	3612	1/1	0.95	0.12	31,31,31,31	0
56	MG	BA	3799	1/1	0.95	0.18	34,34,34,34	0
56	MG	DA	3743	1/1	0.95	0.23	43,43,43,43	0
56	MG	CA	1840	1/1	0.95	0.12	54,54,54,54	0
56	MG	BA	3801	1/1	0.95	0.12	45,45,45,45	0
56	MG	CA	1843	1/1	0.95	0.10	21,21,21,21	0
56	MG	DA	3166	1/1	0.95	0.18	44,44,44,44	0
56	MG	CA	1846	1/1	0.95	0.08	69,69,69,69	0
56	MG	BA	3802	1/1	0.95	0.23	54,54,54,54	0
56	MG	AA	1636	1/1	0.95	0.12	64,64,64,64	0
56	MG	DA	3172	1/1	0.95	0.12	31,31,31,31	0
56	MG	BA	3616	1/1	0.95	0.13	2,2,2,2	0
56	MG	DA	3174	1/1	0.95	0.16	33,33,33,33	0
56	MG	DB	202	1/1	0.95	0.14	59,59,59,59	0
56	MG	AA	1727	1/1	0.95	0.17	44,44,44,44	0
56	MG	DB	206	1/1	0.95	0.12	39,39,39,39	0
56	MG	BA	3623	1/1	0.95	0.14	43,43,43,43	0
56	MG	DB	209	1/1	0.95	0.07	43,43,43,43	0
56	MG	BB	208	1/1	0.95	0.08	18,18,18,18	0

*Continued on next page...*



*Continued from previous page...*

Mol	Type	Chain	Res	Atoms	RSCC	RSR	B-factors( $\text{\AA}^2$ )	Q<0.9
56	MG	DA	3183	1/1	0.95	0.16	12,12,12,12	0
56	MG	BB	210	1/1	0.95	0.14	62,62,62,62	0
56	MG	DB	218	1/1	0.95	0.10	46,46,46,46	0
56	MG	AA	1870	1/1	0.95	0.44	28,28,28,28	0
56	MG	DA	3191	1/1	0.95	0.09	48,48,48,48	0
56	MG	AA	1675	1/1	0.95	0.22	47,47,47,47	0
56	MG	CA	1872	1/1	0.95	0.13	24,24,24,24	0
56	MG	DA	3197	1/1	0.95	0.14	31,31,31,31	0
56	MG	BA	3627	1/1	0.95	0.07	49,49,49,49	0
56	MG	BA	3560	1/1	0.96	0.16	27,27,27,27	0
56	MG	BA	3561	1/1	0.96	0.07	30,30,30,30	0
56	MG	DA	3210	1/1	0.96	0.12	27,27,27,27	0
56	MG	BA	3319	1/1	0.96	0.14	35,35,35,35	0
56	MG	BA	3563	1/1	0.96	0.29	55,55,55,55	0
56	MG	CA	1879	1/1	0.96	0.11	28,28,28,28	0
56	MG	AA	1793	1/1	0.96	0.06	30,30,30,30	0
56	MG	AA	1857	1/1	0.96	0.18	41,41,41,41	0
56	MG	AA	1745	1/1	0.96	0.13	62,62,62,62	0
56	MG	DA	3233	1/1	0.96	0.12	5,5,5,5	0
56	MG	AA	1696	1/1	0.96	0.14	27,27,27,27	0
56	MG	BB	212	1/1	0.96	0.16	50,50,50,50	0
56	MG	AA	1862	1/1	0.96	0.14	44,44,44,44	0
56	MG	BB	215	1/1	0.96	0.09	47,47,47,47	0
56	MG	DA	3251	1/1	0.96	0.23	16,16,16,16	0
56	MG	AD	305	1/1	0.96	0.21	52,52,52,52	0
56	MG	BA	3127	1/1	0.96	0.16	38,38,38,38	0
56	MG	AA	1863	1/1	0.96	0.14	37,37,37,37	0
56	MG	DA	3258	1/1	0.96	0.11	39,39,39,39	0
56	MG	BA	3338	1/1	0.96	0.09	27,27,27,27	0
56	MG	DA	3262	1/1	0.96	0.16	20,20,20,20	0
56	MG	CA	1904	1/1	0.96	0.06	42,42,42,42	0
56	MG	AD	309	1/1	0.96	0.33	36,36,36,36	0
56	MG	BE	301	1/1	0.96	0.09	42,42,42,42	0
56	MG	BA	3584	1/1	0.96	0.10	46,46,46,46	0
56	MG	DA	3270	1/1	0.96	0.08	35,35,35,35	0
56	MG	AA	1701	1/1	0.96	0.11	17,17,17,17	0
56	MG	DA	3272	1/1	0.96	0.10	0,0,0,0	0
56	MG	DA	3274	1/1	0.96	0.14	6,6,6,6	0
56	MG	DA	3279	1/1	0.96	0.18	20,20,20,20	0
56	MG	DA	3281	1/1	0.96	0.10	4,4,4,4	0
56	MG	BG	201	1/1	0.96	0.15	47,47,47,47	0
56	MG	BA	3343	1/1	0.96	0.12	32,32,32,32	0

*Continued on next page...*

*Continued from previous page...*

Mol	Type	Chain	Res	Atoms	RSCC	RSR	B-factors( $\text{\AA}^2$ )	Q<0.9
56	MG	AA	1702	1/1	0.96	0.15	40,40,40,40	0
56	MG	BA	3134	1/1	0.96	0.51	61,61,61,61	0
56	MG	DA	3288	1/1	0.96	0.09	12,12,12,12	0
56	MG	CA	1920	1/1	0.96	0.53	32,32,32,32	0
56	MG	DA	3294	1/1	0.96	0.07	29,29,29,29	0
56	MG	CA	1921	1/1	0.96	0.34	57,57,57,57	0
56	MG	DA	3307	1/1	0.96	0.12	47,47,47,47	0
56	MG	BA	3136	1/1	0.96	0.06	32,32,32,32	0
56	MG	BQ	201	1/1	0.96	0.33	38,38,38,38	0
56	MG	BA	3592	1/1	0.96	0.22	58,58,58,58	0
56	MG	DA	3326	1/1	0.96	0.09	27,27,27,27	0
56	MG	DA	3340	1/1	0.96	0.13	33,33,33,33	0
56	MG	CA	1927	1/1	0.96	0.10	37,37,37,37	0
56	MG	DA	3344	1/1	0.96	0.10	32,32,32,32	0
56	MG	BA	3137	1/1	0.96	0.10	47,47,47,47	0
56	MG	BA	3594	1/1	0.96	0.14	46,46,46,46	0
56	MG	BA	3140	1/1	0.96	0.09	22,22,22,22	0
56	MG	B1	101	1/1	0.96	0.12	28,28,28,28	0
56	MG	DA	3356	1/1	0.96	0.10	38,38,38,38	0
56	MG	DA	3357	1/1	0.96	0.17	14,14,14,14	0
56	MG	DA	3358	1/1	0.96	0.08	17,17,17,17	0
56	MG	CA	1935	1/1	0.96	0.07	49,49,49,49	0
56	MG	BA	3597	1/1	0.96	0.47	40,40,40,40	0
56	MG	DA	3362	1/1	0.96	0.16	43,43,43,43	0
56	MG	BA	3141	1/1	0.96	0.12	39,39,39,39	0
56	MG	DA	3366	1/1	0.96	0.20	21,21,21,21	0
56	MG	CA	1938	1/1	0.96	0.41	48,48,48,48	0
56	MG	DA	3368	1/1	0.96	0.10	29,29,29,29	0
56	MG	CA	1605	1/1	0.96	0.13	27,27,27,27	0
56	MG	CA	1941	1/1	0.96	0.41	34,34,34,34	0
56	MG	BA	3350	1/1	0.96	0.14	32,32,32,32	0
56	MG	BA	3142	1/1	0.96	0.11	40,40,40,40	0
56	MG	CA	1944	1/1	0.96	0.24	42,42,42,42	0
56	MG	DA	3380	1/1	0.96	0.12	26,26,26,26	0
56	MG	CA	1609	1/1	0.96	0.12	60,60,60,60	0
56	MG	DA	3385	1/1	0.96	0.18	56,56,56,56	0
56	MG	BA	3603	1/1	0.96	0.08	26,26,26,26	0
56	MG	DA	3387	1/1	0.96	0.08	13,13,13,13	0
56	MG	BA	3352	1/1	0.96	0.11	36,36,36,36	0
56	MG	BA	3608	1/1	0.96	0.08	25,25,25,25	0
56	MG	DA	3394	1/1	0.96	0.12	38,38,38,38	0
56	MG	CA	1954	1/1	0.96	0.24	22,22,22,22	0

*Continued on next page...*

*Continued from previous page...*

Mol	Type	Chain	Res	Atoms	RSCC	RSR	B-factors( $\text{\AA}^2$ )	Q<0.9
56	MG	BA	3610	1/1	0.96	0.10	34,34,34,34	0
56	MG	DA	3400	1/1	0.96	0.13	19,19,19,19	0
56	MG	DA	3402	1/1	0.96	0.13	19,19,19,19	0
56	MG	CA	1958	1/1	0.96	0.14	51,51,51,51	0
56	MG	DA	3404	1/1	0.96	0.13	32,32,32,32	0
56	MG	BA	3355	1/1	0.96	0.16	35,35,35,35	0
56	MG	DA	3406	1/1	0.96	0.23	33,33,33,33	0
56	MG	AA	1753	1/1	0.96	0.20	31,31,31,31	0
56	MG	AA	1755	1/1	0.96	0.04	29,29,29,29	0
56	MG	DA	3413	1/1	0.96	0.14	28,28,28,28	0
56	MG	CA	1966	1/1	0.96	0.09	41,41,41,41	0
56	MG	BA	3359	1/1	0.96	0.11	21,21,21,21	0
56	MG	CA	1620	1/1	0.96	0.10	38,38,38,38	0
56	MG	CA	1621	1/1	0.96	0.20	34,34,34,34	0
56	MG	DA	3422	1/1	0.96	0.15	22,22,22,22	0
56	MG	BA	3362	1/1	0.96	0.08	60,60,60,60	0
56	MG	CA	1972	1/1	0.96	0.53	33,33,33,33	0
56	MG	BA	3150	1/1	0.96	0.15	35,35,35,35	0
56	MG	CA	1978	1/1	0.96	0.07	35,35,35,35	0
56	MG	CA	1626	1/1	0.96	0.09	52,52,52,52	0
56	MG	CA	1630	1/1	0.96	0.07	36,36,36,36	0
56	MG	BA	3368	1/1	0.96	0.16	22,22,22,22	0
56	MG	CA	1983	1/1	0.96	0.42	50,50,50,50	0
56	MG	CA	1984	1/1	0.96	0.17	54,54,54,54	0
56	MG	AA	1705	1/1	0.96	0.14	29,29,29,29	0
56	MG	CA	1987	1/1	0.96	0.72	58,58,58,58	0
56	MG	BA	3371	1/1	0.96	0.22	29,29,29,29	0
56	MG	CA	1990	1/1	0.96	0.17	56,56,56,56	0
56	MG	BA	3153	1/1	0.96	0.22	60,60,60,60	0
56	MG	DA	3448	1/1	0.96	0.11	36,36,36,36	0
56	MG	DA	3452	1/1	0.96	0.35	25,25,25,25	0
56	MG	AK	201	1/1	0.96	0.08	66,66,66,66	0
56	MG	DA	3457	1/1	0.96	0.21	23,23,23,23	0
56	MG	AA	1678	1/1	0.96	0.13	43,43,43,43	0
56	MG	CA	1647	1/1	0.96	0.06	25,25,25,25	0
56	MG	AA	1879	1/1	0.96	0.08	58,58,58,58	0
56	MG	DA	3462	1/1	0.96	0.09	24,24,24,24	0
56	MG	AA	1713	1/1	0.96	0.08	43,43,43,43	0
56	MG	AA	1663	1/1	0.96	0.13	35,35,35,35	0
56	MG	BA	3386	1/1	0.96	0.18	38,38,38,38	0
56	MG	CA	1661	1/1	0.96	0.07	47,47,47,47	0
56	MG	CA	2005	1/1	0.96	0.42	58,58,58,58	0

*Continued on next page...*

*Continued from previous page...*

Mol	Type	Chain	Res	Atoms	RSCC	RSR	B-factors( $\text{\AA}^2$ )	Q<0.9
56	MG	AA	1642	1/1	0.96	0.14	46,46,46,46	0
56	MG	AA	1765	1/1	0.96	0.08	35,35,35,35	0
56	MG	BA	3644	1/1	0.96	0.14	32,32,32,32	0
56	MG	CA	2010	1/1	0.96	0.10	35,35,35,35	0
56	MG	BA	3175	1/1	0.96	0.08	12,12,12,12	0
56	MG	BA	3391	1/1	0.96	0.30	46,46,46,46	0
56	MG	CA	1672	1/1	0.96	0.13	33,33,33,33	0
56	MG	BA	3393	1/1	0.96	0.14	32,32,32,32	0
56	MG	AA	1717	1/1	0.96	0.09	28,28,28,28	0
56	MG	BA	3395	1/1	0.96	0.21	34,34,34,34	0
56	MG	AA	1823	1/1	0.96	0.24	32,32,32,32	0
56	MG	CZ	112	1/1	0.96	0.13	36,36,36,36	0
56	MG	DA	3493	1/1	0.96	0.11	30,30,30,30	0
56	MG	BA	3657	1/1	0.96	0.12	27,27,27,27	0
56	MG	DA	3497	1/1	0.96	0.08	47,47,47,47	0
56	MG	AA	1612	1/1	0.96	0.13	14,14,14,14	0
56	MG	BA	3659	1/1	0.96	0.09	37,37,37,37	0
56	MG	BA	3180	1/1	0.96	0.10	8,8,8,8	0
56	MG	CZ	117	1/1	0.96	0.11	34,34,34,34	0
56	MG	BA	3403	1/1	0.96	0.15	41,41,41,41	0
56	MG	CV	101	1/1	0.96	0.09	37,37,37,37	0
56	MG	BA	3404	1/1	0.96	0.10	43,43,43,43	0
56	MG	AA	1827	1/1	0.96	0.06	38,38,38,38	0
56	MG	DA	3514	1/1	0.96	0.09	44,44,44,44	0
56	MG	CY	106	1/1	0.96	0.17	35,35,35,35	0
56	MG	BA	3409	1/1	0.96	0.11	22,22,22,22	0
56	MG	CY	111	1/1	0.96	0.26	39,39,39,39	0
56	MG	CA	1696	1/1	0.96	0.26	54,54,54,54	0
56	MG	BA	3410	1/1	0.96	0.18	37,37,37,37	0
56	MG	CY	116	1/1	0.96	0.08	19,19,19,19	0
56	MG	BA	3002	1/1	0.96	0.08	20,20,20,20	0
56	MG	BA	3186	1/1	0.96	0.23	28,28,28,28	0
56	MG	AA	1770	1/1	0.96	0.11	42,42,42,42	0
56	MG	BA	3009	1/1	0.96	0.12	0,0,0,0	0
56	MG	BA	3190	1/1	0.96	0.26	36,36,36,36	0
56	MG	AA	1771	1/1	0.96	0.11	62,62,62,62	0
56	MG	BA	3680	1/1	0.96	0.21	44,44,44,44	0
56	MG	AA	1684	1/1	0.96	0.29	27,27,27,27	0
56	MG	BA	3685	1/1	0.96	0.34	37,37,37,37	0
56	MG	BA	3686	1/1	0.96	0.10	30,30,30,30	0
56	MG	DA	3549	1/1	0.96	0.07	13,13,13,13	0
56	MG	AA	1671	1/1	0.96	0.08	20,20,20,20	0

*Continued on next page...*

*Continued from previous page...*

Mol	Type	Chain	Res	Atoms	RSCC	RSR	B-factors( $\text{\AA}^2$ )	Q<0.9
56	MG	AA	1673	1/1	0.96	0.11	21,21,21,21	0
56	MG	CI	201	1/1	0.96	0.15	45,45,45,45	0
56	MG	BA	3199	1/1	0.96	0.18	31,31,31,31	0
56	MG	CA	1724	1/1	0.96	0.23	56,56,56,56	0
56	MG	BA	3035	1/1	0.96	0.09	38,38,38,38	0
56	MG	AA	1836	1/1	0.96	0.28	45,45,45,45	0
56	MG	BA	3205	1/1	0.96	0.14	21,21,21,21	0
56	MG	BA	3208	1/1	0.96	0.10	27,27,27,27	0
56	MG	BA	3448	1/1	0.96	0.21	45,45,45,45	0
56	MG	DA	3571	1/1	0.96	0.10	26,26,26,26	0
56	MG	CX	405	1/1	0.96	0.22	49,49,49,49	0
56	MG	DA	3574	1/1	0.96	0.07	45,45,45,45	0
56	MG	BA	3698	1/1	0.96	0.26	57,57,57,57	0
56	MG	DA	3577	1/1	0.96	0.24	42,42,42,42	0
56	MG	AA	1904	1/1	0.96	0.17	47,47,47,47	0
56	MG	CX	408	1/1	0.96	0.21	44,44,44,44	0
56	MG	DA	3588	1/1	0.96	0.12	14,14,14,14	0
56	MG	AA	1628	1/1	0.96	0.11	34,34,34,34	0
56	MG	DG	201	1/1	0.96	0.39	34,34,34,34	0
56	MG	CA	1743	1/1	0.96	0.19	30,30,30,30	0
56	MG	BA	3216	1/1	0.96	0.11	33,33,33,33	0
56	MG	CA	1745	1/1	0.96	0.22	42,42,42,42	0
56	MG	BA	3704	1/1	0.96	0.12	42,42,42,42	0
56	MG	BA	3705	1/1	0.96	0.16	47,47,47,47	0
56	MG	BA	3459	1/1	0.96	0.29	40,40,40,40	0
56	MG	AZ	102	1/1	0.96	0.05	60,60,60,60	0
56	MG	AZ	103	1/1	0.96	0.09	34,34,34,34	0
56	MG	CA	1751	1/1	0.96	0.38	19,19,19,19	0
56	MG	AA	1728	1/1	0.96	0.10	14,14,14,14	0
56	MG	AZ	105	1/1	0.96	0.10	44,44,44,44	0
56	MG	BA	3231	1/1	0.96	0.07	32,32,32,32	0
56	MG	DW	203	1/1	0.96	0.12	7,7,7,7	0
56	MG	CA	1760	1/1	0.96	0.07	59,59,59,59	0
56	MG	BA	3053	1/1	0.96	0.13	50,50,50,50	0
56	MG	BA	3470	1/1	0.96	0.23	51,51,51,51	0
56	MG	DA	3631	1/1	0.96	0.13	26,26,26,26	0
56	MG	D3	101	1/1	0.96	0.10	43,43,43,43	0
56	MG	DA	3633	1/1	0.96	0.18	19,19,19,19	0
56	MG	D4	101	1/1	0.96	0.05	23,23,23,23	0
56	MG	CA	1765	1/1	0.96	0.11	38,38,38,38	0
56	MG	BA	3716	1/1	0.96	0.12	28,28,28,28	0
56	MG	BA	3234	1/1	0.96	0.18	25,25,25,25	0

*Continued on next page...*

*Continued from previous page...*

Mol	Type	Chain	Res	Atoms	RSCC	RSR	B-factors( $\text{\AA}^2$ )	Q<0.9
56	MG	CA	1770	1/1	0.96	0.11	30,30,30,30	0
56	MG	BA	3235	1/1	0.96	0.07	21,21,21,21	0
56	MG	DA	3012	1/1	0.96	0.10	16,16,16,16	0
56	MG	BA	3721	1/1	0.96	0.18	34,34,34,34	0
56	MG	DA	3015	1/1	0.96	0.11	11,11,11,11	0
56	MG	DA	3016	1/1	0.96	0.17	3,3,3,3	0
56	MG	BA	3475	1/1	0.96	0.15	15,15,15,15	0
56	MG	BA	3241	1/1	0.96	0.13	19,19,19,19	0
56	MG	BA	3477	1/1	0.96	0.21	31,31,31,31	0
56	MG	DA	3655	1/1	0.96	0.17	41,41,41,41	0
56	MG	CA	1780	1/1	0.96	0.09	15,15,15,15	0
56	MG	AA	1657	1/1	0.96	0.11	37,37,37,37	0
56	MG	CA	1783	1/1	0.96	0.13	32,32,32,32	0
56	MG	CA	1786	1/1	0.96	0.38	19,19,19,19	0
56	MG	DA	3034	1/1	0.96	0.12	9,9,9,9	0
56	MG	DA	3663	1/1	0.96	0.16	19,19,19,19	0
56	MG	DA	3036	1/1	0.96	0.06	13,13,13,13	0
56	MG	CA	1788	1/1	0.96	0.15	40,40,40,40	0
56	MG	BA	3481	1/1	0.96	0.34	45,45,45,45	0
56	MG	DA	3041	1/1	0.96	0.05	12,12,12,12	0
56	MG	DA	3048	1/1	0.96	0.23	20,20,20,20	0
56	MG	DA	3054	1/1	0.96	0.20	2,2,2,2	0
56	MG	AA	1733	1/1	0.96	0.07	24,24,24,24	0
56	MG	DA	3681	1/1	0.96	0.24	28,28,28,28	0
56	MG	BA	3488	1/1	0.96	0.22	26,26,26,26	0
56	MG	CA	1795	1/1	0.96	0.15	42,42,42,42	0
56	MG	DA	3685	1/1	0.96	0.09	20,20,20,20	0
56	MG	DA	3059	1/1	0.96	0.16	27,27,27,27	0
56	MG	DA	3062	1/1	0.96	0.12	31,31,31,31	0
56	MG	BA	3735	1/1	0.96	0.18	29,29,29,29	0
56	MG	DA	3691	1/1	0.96	0.14	50,50,50,50	0
56	MG	BA	3072	1/1	0.96	0.18	26,26,26,26	0
56	MG	DA	3074	1/1	0.96	0.12	19,19,19,19	0
56	MG	BA	3742	1/1	0.96	0.15	46,46,46,46	0
56	MG	DA	3078	1/1	0.96	0.09	15,15,15,15	0
56	MG	DA	3696	1/1	0.96	0.23	76,76,76,76	0
56	MG	DA	3697	1/1	0.96	0.10	36,36,36,36	0
56	MG	DA	3079	1/1	0.96	0.14	12,12,12,12	0
56	MG	CA	1801	1/1	0.96	0.05	30,30,30,30	0
56	MG	DA	3082	1/1	0.96	0.10	19,19,19,19	0
56	MG	BA	3073	1/1	0.96	0.16	23,23,23,23	0
56	MG	CA	1804	1/1	0.96	0.16	32,32,32,32	0

*Continued on next page...*

*Continued from previous page...*

Mol	Type	Chain	Res	Atoms	RSCC	RSR	B-factors( $\text{\AA}^2$ )	Q<0.9
56	MG	DA	3707	1/1	0.96	0.14	45,45,45,45	0
56	MG	BA	3074	1/1	0.96	0.06	24,24,24,24	0
56	MG	BA	3500	1/1	0.96	0.16	16,16,16,16	0
56	MG	BA	3502	1/1	0.96	0.06	38,38,38,38	0
56	MG	BA	3258	1/1	0.96	0.08	30,30,30,30	0
56	MG	BA	3509	1/1	0.96	0.07	33,33,33,33	0
56	MG	DA	3113	1/1	0.96	0.26	13,13,13,13	0
56	MG	AA	1622	1/1	0.96	0.11	24,24,24,24	0
56	MG	BA	3751	1/1	0.96	0.15	53,53,53,53	0
56	MG	DA	3118	1/1	0.96	0.09	26,26,26,26	0
56	MG	BA	3263	1/1	0.96	0.18	0,0,0,0	0
56	MG	BA	3515	1/1	0.96	0.11	9,9,9,9	0
56	MG	BA	3079	1/1	0.96	0.11	29,29,29,29	0
56	MG	DA	3729	1/1	0.96	0.54	50,50,50,50	0
56	MG	BA	3080	1/1	0.96	0.12	19,19,19,19	0
56	MG	AY	104	1/1	0.96	0.14	38,38,38,38	0
56	MG	AY	105	1/1	0.96	0.28	64,64,64,64	0
56	MG	BA	3522	1/1	0.96	0.15	0,0,0,0	0
56	MG	DA	3142	1/1	0.96	0.15	24,24,24,24	0
56	MG	AY	108	1/1	0.96	0.12	33,33,33,33	0
56	MG	BA	3275	1/1	0.96	0.18	12,12,12,12	0
56	MG	BA	3532	1/1	0.96	0.23	56,56,56,56	0
56	MG	BA	3088	1/1	0.96	0.10	10,10,10,10	0
56	MG	DA	3164	1/1	0.96	0.10	13,13,13,13	0
56	MG	AA	1662	1/1	0.96	0.18	48,48,48,48	0
56	MG	AA	1790	1/1	0.96	0.18	32,32,32,32	0
56	MG	BA	3537	1/1	0.96	0.09	17,17,17,17	0
56	MG	DA	3753	1/1	0.96	0.33	32,32,32,32	0
56	MG	BA	3288	1/1	0.96	0.15	8,8,8,8	0
56	MG	CA	1842	1/1	0.96	0.12	36,36,36,36	0
56	MG	AA	1742	1/1	0.96	0.08	17,17,17,17	0
56	MG	BA	3094	1/1	0.96	0.10	23,23,23,23	0
56	MG	BA	3547	1/1	0.96	0.09	26,26,26,26	0
56	MG	BA	3098	1/1	0.96	0.09	28,28,28,28	0
56	MG	AY	117	1/1	0.96	0.21	32,32,32,32	0
56	MG	CA	1853	1/1	0.96	0.15	50,50,50,50	0
56	MG	AY	123	1/1	0.96	0.34	42,42,42,42	0
56	MG	BA	3104	1/1	0.96	0.10	15,15,15,15	0
56	MG	DA	3190	1/1	0.96	0.16	32,32,32,32	0
56	MG	BA	3788	1/1	0.96	0.17	49,49,49,49	0
56	MG	DB	214	1/1	0.96	0.28	34,34,34,34	0
56	MG	AA	1852	1/1	0.96	0.12	45,45,45,45	0

*Continued on next page...*

*Continued from previous page...*

Mol	Type	Chain	Res	Atoms	RSCC	RSR	B-factors( $\text{\AA}^2$ )	Q<0.9
56	MG	DB	217	1/1	0.96	0.17	24,24,24,24	0
56	MG	BA	3108	1/1	0.96	0.12	24,24,24,24	0
56	MG	DA	3195	1/1	0.96	0.12	28,28,28,28	0
56	MG	CA	1866	1/1	0.96	0.18	22,22,22,22	0
56	MG	AA	1854	1/1	0.96	0.09	44,44,44,44	0
56	MG	DB	224	1/1	0.96	0.54	41,41,41,41	0
56	MG	DA	3200	1/1	0.96	0.18	43,43,43,43	0
56	MG	DA	3201	1/1	0.96	0.06	45,45,45,45	0
56	MG	DB	227	1/1	0.96	0.17	53,53,53,53	0
56	MG	BA	3800	1/1	0.96	0.70	32,32,32,32	0
56	MG	BA	3492	1/1	0.97	0.09	47,47,47,47	0
56	MG	DA	3155	1/1	0.97	0.10	35,35,35,35	0
56	MG	DA	3157	1/1	0.97	0.12	30,30,30,30	0
56	MG	BA	3494	1/1	0.97	0.17	25,25,25,25	0
56	MG	DA	3160	1/1	0.97	0.04	35,35,35,35	0
56	MG	CA	1817	1/1	0.97	0.06	19,19,19,19	0
56	MG	BA	3496	1/1	0.97	0.11	39,39,39,39	0
56	MG	DA	3165	1/1	0.97	0.11	8,8,8,8	0
56	MG	BA	3267	1/1	0.97	0.06	21,21,21,21	0
56	MG	BA	3268	1/1	0.97	0.14	6,6,6,6	0
56	MG	CA	1821	1/1	0.97	0.09	22,22,22,22	0
56	MG	DA	3170	1/1	0.97	0.12	8,8,8,8	0
56	MG	CA	1823	1/1	0.97	0.09	40,40,40,40	0
56	MG	AA	1658	1/1	0.97	0.11	19,19,19,19	0
56	MG	AA	1864	1/1	0.97	0.21	36,36,36,36	0
56	MG	AA	1867	1/1	0.97	0.48	49,49,49,49	0
56	MG	DA	3175	1/1	0.97	0.10	32,32,32,32	0
56	MG	BA	3095	1/1	0.97	0.06	27,27,27,27	0
56	MG	AA	1754	1/1	0.97	0.06	21,21,21,21	0
56	MG	BA	3277	1/1	0.97	0.14	54,54,54,54	0
56	MG	DA	3180	1/1	0.97	0.10	22,22,22,22	0
56	MG	AC	305	1/1	0.97	0.27	45,45,45,45	0
56	MG	BA	3280	1/1	0.97	0.20	26,26,26,26	0
56	MG	DA	3185	1/1	0.97	0.24	44,44,44,44	0
56	MG	DA	3187	1/1	0.97	0.14	14,14,14,14	0
56	MG	BA	3281	1/1	0.97	0.09	7,7,7,7	0
56	MG	BA	3518	1/1	0.97	0.10	9,9,9,9	0
56	MG	BA	3101	1/1	0.97	0.08	0,0,0,0	0
56	MG	CA	1836	1/1	0.97	0.20	14,14,14,14	0
56	MG	CA	1837	1/1	0.97	0.28	45,45,45,45	0
56	MG	CA	1839	1/1	0.97	0.09	31,31,31,31	0
56	MG	BA	3520	1/1	0.97	0.10	7,7,7,7	0

*Continued on next page...*



*Continued from previous page...*

Mol	Type	Chain	Res	Atoms	RSCC	RSR	B-factors( $\text{\AA}^2$ )	Q<0.9
56	MG	BA	3770	1/1	0.97	0.14	30,30,30,30	0
56	MG	AA	1646	1/1	0.97	0.18	21,21,21,21	0
56	MG	BA	3287	1/1	0.97	0.11	27,27,27,27	0
56	MG	DA	3203	1/1	0.97	0.11	38,38,38,38	0
56	MG	CA	1844	1/1	0.97	0.08	26,26,26,26	0
56	MG	DA	3206	1/1	0.97	0.16	20,20,20,20	0
56	MG	DA	3207	1/1	0.97	0.07	20,20,20,20	0
56	MG	BA	3774	1/1	0.97	0.12	44,44,44,44	0
56	MG	AD	303	1/1	0.97	0.12	17,17,17,17	0
56	MG	BA	3777	1/1	0.97	0.06	40,40,40,40	0
56	MG	DA	3211	1/1	0.97	0.09	23,23,23,23	0
56	MG	DA	3212	1/1	0.97	0.16	34,34,34,34	0
56	MG	BA	3528	1/1	0.97	0.09	9,9,9,9	0
56	MG	CA	1852	1/1	0.97	0.09	43,43,43,43	0
56	MG	BA	3105	1/1	0.97	0.10	36,36,36,36	0
56	MG	BA	3530	1/1	0.97	0.17	35,35,35,35	0
56	MG	DA	3226	1/1	0.97	0.06	21,21,21,21	0
56	MG	AA	1807	1/1	0.97	0.11	22,22,22,22	0
56	MG	DA	3228	1/1	0.97	0.15	12,12,12,12	0
56	MG	BA	3294	1/1	0.97	0.15	43,43,43,43	0
56	MG	AA	1712	1/1	0.97	0.20	26,26,26,26	0
56	MG	DA	3234	1/1	0.97	0.27	8,8,8,8	0
56	MG	CA	1860	1/1	0.97	0.11	31,31,31,31	0
56	MG	DA	3238	1/1	0.97	0.20	2,2,2,2	0
56	MG	CA	1861	1/1	0.97	0.20	64,64,64,64	0
56	MG	BA	3785	1/1	0.97	0.23	47,47,47,47	0
56	MG	CA	1863	1/1	0.97	0.16	33,33,33,33	0
56	MG	DA	3250	1/1	0.97	0.18	32,32,32,32	0
56	MG	CA	1864	1/1	0.97	0.23	40,40,40,40	0
56	MG	BA	3109	1/1	0.97	0.17	25,25,25,25	0
56	MG	DA	3255	1/1	0.97	0.09	19,19,19,19	0
56	MG	AD	306	1/1	0.97	0.16	38,38,38,38	0
56	MG	CA	1870	1/1	0.97	0.19	25,25,25,25	0
56	MG	CA	1871	1/1	0.97	0.15	34,34,34,34	0
56	MG	AA	1873	1/1	0.97	0.10	36,36,36,36	0
56	MG	BA	3306	1/1	0.97	0.06	36,36,36,36	0
56	MG	BA	3792	1/1	0.97	0.06	42,42,42,42	0
56	MG	BA	3795	1/1	0.97	0.32	35,35,35,35	0
56	MG	DA	3266	1/1	0.97	0.08	31,31,31,31	0
56	MG	BA	3796	1/1	0.97	0.25	27,27,27,27	0
56	MG	BA	3307	1/1	0.97	0.07	26,26,26,26	0
56	MG	DA	3269	1/1	0.97	0.07	31,31,31,31	0

*Continued on next page...*

*Continued from previous page...*

Mol	Type	Chain	Res	Atoms	RSCC	RSR	B-factors( $\text{\AA}^2$ )	Q<0.9
56	MG	BA	3546	1/1	0.97	0.11	17,17,17,17	0
56	MG	AD	308	1/1	0.97	0.09	42,42,42,42	0
56	MG	CA	1882	1/1	0.97	0.36	35,35,35,35	0
56	MG	BA	3115	1/1	0.97	0.20	33,33,33,33	0
56	MG	BA	3116	1/1	0.97	0.15	68,68,68,68	0
56	MG	BA	3316	1/1	0.97	0.09	12,12,12,12	0
56	MG	BA	3552	1/1	0.97	0.16	12,12,12,12	0
56	MG	CA	1887	1/1	0.97	0.24	40,40,40,40	0
56	MG	BA	3317	1/1	0.97	0.13	25,25,25,25	0
56	MG	CA	1889	1/1	0.97	0.23	31,31,31,31	0
56	MG	BB	207	1/1	0.97	0.06	28,28,28,28	0
56	MG	AA	1647	1/1	0.97	0.11	44,44,44,44	0
56	MG	CA	1897	1/1	0.97	0.27	23,23,23,23	0
56	MG	DA	3295	1/1	0.97	0.19	37,37,37,37	0
56	MG	DA	3296	1/1	0.97	0.10	4,4,4,4	0
56	MG	DA	3299	1/1	0.97	0.07	1,1,1,1	0
56	MG	AA	1877	1/1	0.97	0.23	32,32,32,32	0
56	MG	CA	1900	1/1	0.97	0.10	56,56,56,56	0
56	MG	CA	1901	1/1	0.97	0.12	7,7,7,7	0
56	MG	BB	211	1/1	0.97	0.08	16,16,16,16	0
56	MG	DA	3313	1/1	0.97	0.12	42,42,42,42	0
56	MG	DA	3314	1/1	0.97	0.06	25,25,25,25	0
56	MG	DA	3320	1/1	0.97	0.10	19,19,19,19	0
56	MG	DA	3321	1/1	0.97	0.10	28,28,28,28	0
56	MG	BA	3323	1/1	0.97	0.14	40,40,40,40	0
56	MG	DA	3324	1/1	0.97	0.14	11,11,11,11	0
56	MG	DA	3325	1/1	0.97	0.14	34,34,34,34	0
56	MG	AA	1681	1/1	0.97	0.07	49,49,49,49	0
56	MG	DA	3330	1/1	0.97	0.21	36,36,36,36	0
56	MG	DA	3332	1/1	0.97	0.10	50,50,50,50	0
56	MG	DA	3334	1/1	0.97	0.11	8,8,8,8	0
56	MG	DA	3336	1/1	0.97	0.08	38,38,38,38	0
56	MG	CA	1907	1/1	0.97	0.08	31,31,31,31	0
56	MG	AA	1813	1/1	0.97	0.06	23,23,23,23	0
56	MG	CA	1912	1/1	0.97	0.13	45,45,45,45	0
56	MG	AA	1761	1/1	0.97	0.08	26,26,26,26	0
56	MG	DA	3350	1/1	0.97	0.10	24,24,24,24	0
56	MG	CA	1914	1/1	0.97	0.17	29,29,29,29	0
56	MG	AA	1648	1/1	0.97	0.10	26,26,26,26	0
56	MG	BB	219	1/1	0.97	0.43	52,52,52,52	0
56	MG	BB	220	1/1	0.97	0.13	60,60,60,60	0
56	MG	AA	1666	1/1	0.97	0.30	34,34,34,34	0

*Continued on next page...*

*Continued from previous page...*

Mol	Type	Chain	Res	Atoms	RSCC	RSR	B-factors(Å <sup>2</sup> )	Q<0.9
56	MG	BA	3333	1/1	0.97	0.23	19,19,19,19	0
56	MG	AA	1667	1/1	0.97	0.15	38,38,38,38	0
56	MG	BB	226	1/1	0.97	0.14	59,59,59,59	0
56	MG	CA	1922	1/1	0.97	0.09	33,33,33,33	0
56	MG	BD	301	1/1	0.97	0.08	2,2,2,2	0
56	MG	BA	3131	1/1	0.97	0.13	30,30,30,30	0
56	MG	BA	3337	1/1	0.97	0.18	28,28,28,28	0
56	MG	BF	302	1/1	0.97	0.12	13,13,13,13	0
56	MG	DA	3369	1/1	0.97	0.07	7,7,7,7	0
56	MG	DA	3370	1/1	0.97	0.15	23,23,23,23	0
56	MG	AL	202	1/1	0.97	0.20	46,46,46,46	0
56	MG	AA	1637	1/1	0.97	0.20	32,32,32,32	0
56	MG	DA	3373	1/1	0.97	0.08	41,41,41,41	0
56	MG	DA	3374	1/1	0.97	0.12	24,24,24,24	0
56	MG	BA	3577	1/1	0.97	0.21	17,17,17,17	0
56	MG	BH	202	1/1	0.97	0.08	34,34,34,34	0
56	MG	BA	3578	1/1	0.97	0.12	19,19,19,19	0
56	MG	BA	3341	1/1	0.97	0.12	26,26,26,26	0
56	MG	AA	1722	1/1	0.97	0.07	35,35,35,35	0
56	MG	DA	3384	1/1	0.97	0.20	20,20,20,20	0
56	MG	AA	1723	1/1	0.97	0.09	29,29,29,29	0
56	MG	BQ	202	1/1	0.97	0.26	45,45,45,45	0
56	MG	AA	1687	1/1	0.97	0.07	11,11,11,11	0
56	MG	AQ	201	1/1	0.97	0.51	47,47,47,47	0
56	MG	BT	202	1/1	0.97	0.10	42,42,42,42	0
56	MG	AA	1620	1/1	0.97	0.08	35,35,35,35	0
56	MG	CA	1945	1/1	0.97	0.23	18,18,18,18	0
56	MG	BW	201	1/1	0.97	0.23	23,23,23,23	0
56	MG	BA	3143	1/1	0.97	0.15	40,40,40,40	0
56	MG	DA	3401	1/1	0.97	0.11	1,1,1,1	0
56	MG	CA	1948	1/1	0.97	0.36	43,43,43,43	0
56	MG	CA	1949	1/1	0.97	0.10	37,37,37,37	0
56	MG	BY	201	1/1	0.97	0.39	36,36,36,36	0
56	MG	BA	3144	1/1	0.97	0.14	34,34,34,34	0
56	MG	CA	1952	1/1	0.97	0.18	37,37,37,37	0
56	MG	B1	102	1/1	0.97	0.24	24,24,24,24	0
56	MG	B2	101	1/1	0.97	0.20	32,32,32,32	0
56	MG	B2	103	1/1	0.97	0.44	38,38,38,38	0
56	MG	CA	1962	1/1	0.97	0.26	41,41,41,41	0
56	MG	DA	3415	1/1	0.97	0.09	27,27,27,27	0
56	MG	AA	1689	1/1	0.97	0.08	39,39,39,39	0
56	MG	CA	1601	1/1	0.97	0.10	54,54,54,54	0

*Continued on next page...*

*Continued from previous page...*

Mol	Type	Chain	Res	Atoms	RSCC	RSR	B-factors(Å <sup>2</sup> )	Q<0.9
56	MG	CA	1602	1/1	0.97	0.13	15,15,15,15	0
56	MG	AA	1833	1/1	0.97	0.30	52,52,52,52	0
56	MG	CA	1604	1/1	0.97	0.24	37,37,37,37	0
56	MG	AA	1899	1/1	0.97	0.17	42,42,42,42	0
56	MG	AA	1776	1/1	0.97	0.08	11,11,11,11	0
56	MG	BA	3353	1/1	0.97	0.07	40,40,40,40	0
56	MG	DA	3429	1/1	0.97	0.37	48,48,48,48	0
56	MG	CA	1608	1/1	0.97	0.11	27,27,27,27	0
56	MG	CA	1973	1/1	0.97	0.11	37,37,37,37	0
56	MG	BA	3354	1/1	0.97	0.12	19,19,19,19	0
56	MG	BA	3001	1/1	0.97	0.11	26,26,26,26	0
56	MG	BA	3599	1/1	0.97	0.15	34,34,34,34	0
56	MG	AA	1690	1/1	0.97	0.09	47,47,47,47	0
56	MG	AA	1778	1/1	0.97	0.10	50,50,50,50	0
56	MG	BA	3157	1/1	0.97	0.10	8,8,8,8	0
56	MG	BA	3160	1/1	0.97	0.11	23,23,23,23	0
56	MG	BA	3161	1/1	0.97	0.09	25,25,25,25	0
56	MG	DA	3446	1/1	0.97	0.15	20,20,20,20	0
56	MG	BA	3365	1/1	0.97	0.24	40,40,40,40	0
56	MG	DA	3449	1/1	0.97	0.09	16,16,16,16	0
56	MG	DA	3451	1/1	0.97	0.17	5,5,5,5	0
56	MG	BA	3006	1/1	0.97	0.10	9,9,9,9	0
56	MG	DA	3455	1/1	0.97	0.26	35,35,35,35	0
56	MG	CA	1989	1/1	0.97	0.10	33,33,33,33	0
56	MG	BA	3008	1/1	0.97	0.23	5,5,5,5	0
56	MG	BA	3370	1/1	0.97	0.28	24,24,24,24	0
56	MG	CA	1993	1/1	0.97	0.30	48,48,48,48	0
56	MG	CA	1624	1/1	0.97	0.36	54,54,54,54	0
56	MG	BA	3619	1/1	0.97	0.10	32,32,32,32	0
56	MG	AA	1903	1/1	0.97	0.13	39,39,39,39	0
56	MG	CA	1629	1/1	0.97	0.09	8,8,8,8	0
56	MG	BA	3622	1/1	0.97	0.12	32,32,32,32	0
56	MG	CA	1631	1/1	0.97	0.13	27,27,27,27	0
56	MG	CA	1634	1/1	0.97	0.17	41,41,41,41	0
56	MG	BA	3010	1/1	0.97	0.12	2,2,2,2	0
56	MG	BA	3373	1/1	0.97	0.10	24,24,24,24	0
56	MG	BA	3011	1/1	0.97	0.41	33,33,33,33	0
56	MG	BA	3376	1/1	0.97	0.09	35,35,35,35	0
56	MG	CA	2008	1/1	0.97	0.45	53,53,53,53	0
56	MG	DA	3476	1/1	0.97	0.10	37,37,37,37	0
56	MG	CA	1641	1/1	0.97	0.08	14,14,14,14	0
56	MG	CA	1642	1/1	0.97	0.10	29,29,29,29	0

*Continued on next page...*

*Continued from previous page...*

Mol	Type	Chain	Res	Atoms	RSCC	RSR	B-factors( $\text{\AA}^2$ )	Q<0.9
56	MG	CA	2011	1/1	0.97	0.18	28,28,28,28	0
56	MG	DA	3481	1/1	0.97	0.08	31,31,31,31	0
56	MG	BA	3628	1/1	0.97	0.16	24,24,24,24	0
56	MG	DA	3484	1/1	0.97	0.31	6,6,6,6	0
56	MG	DA	3485	1/1	0.97	0.22	10,10,10,10	0
56	MG	AA	1838	1/1	0.97	0.13	39,39,39,39	0
56	MG	DA	3487	1/1	0.97	0.06	48,48,48,48	0
56	MG	CA	1646	1/1	0.97	0.12	45,45,45,45	0
56	MG	BA	3630	1/1	0.97	0.30	41,41,41,41	0
56	MG	CA	1649	1/1	0.97	0.15	16,16,16,16	0
56	MG	CZ	106	1/1	0.97	0.06	19,19,19,19	0
56	MG	DA	3496	1/1	0.97	0.17	18,18,18,18	0
56	MG	BA	3020	1/1	0.97	0.07	2,2,2,2	0
56	MG	AA	1730	1/1	0.97	0.10	12,12,12,12	0
56	MG	AA	1907	1/1	0.97	0.08	54,54,54,54	0
56	MG	CA	1654	1/1	0.97	0.10	23,23,23,23	0
56	MG	CA	1656	1/1	0.97	0.13	48,48,48,48	0
56	MG	BA	3635	1/1	0.97	0.13	32,32,32,32	0
56	MG	CA	1659	1/1	0.97	0.09	44,44,44,44	0
56	MG	BA	3636	1/1	0.97	0.09	47,47,47,47	0
56	MG	CA	1664	1/1	0.97	0.24	41,41,41,41	0
56	MG	BA	3028	1/1	0.97	0.21	10,10,10,10	0
56	MG	CV	102	1/1	0.97	0.14	25,25,25,25	0
56	MG	DA	3517	1/1	0.97	0.06	48,48,48,48	0
56	MG	AA	1910	1/1	0.97	0.23	32,32,32,32	0
56	MG	CY	101	1/1	0.97	0.13	12,12,12,12	0
56	MG	DA	3522	1/1	0.97	0.11	33,33,33,33	0
56	MG	CY	104	1/1	0.97	0.07	20,20,20,20	0
56	MG	CA	1667	1/1	0.97	0.11	21,21,21,21	0
56	MG	DA	3525	1/1	0.97	0.10	31,31,31,31	0
56	MG	CA	1668	1/1	0.97	0.11	55,55,55,55	0
56	MG	CY	107	1/1	0.97	0.27	38,38,38,38	0
56	MG	BA	3388	1/1	0.97	0.23	46,46,46,46	0
56	MG	CY	110	1/1	0.97	0.08	17,17,17,17	0
56	MG	BA	3030	1/1	0.97	0.08	26,26,26,26	0
56	MG	BA	3032	1/1	0.97	0.10	11,11,11,11	0
56	MG	BA	3033	1/1	0.97	0.12	24,24,24,24	0
56	MG	CY	114	1/1	0.97	0.13	16,16,16,16	0
56	MG	BA	3188	1/1	0.97	0.13	3,3,3,3	0
56	MG	CY	117	1/1	0.97	0.11	23,23,23,23	0
56	MG	BA	3646	1/1	0.97	0.12	12,12,12,12	0
56	MG	CY	119	1/1	0.97	0.38	35,35,35,35	0

*Continued on next page...*

*Continued from previous page...*

Mol	Type	Chain	Res	Atoms	RSCC	RSR	B-factors(Å <sup>2</sup> )	Q<0.9
56	MG	CY	120	1/1	0.97	0.17	29,29,29,29	0
56	MG	CB	302	1/1	0.97	0.58	48,48,48,48	0
56	MG	BA	3034	1/1	0.97	0.07	17,17,17,17	0
56	MG	AA	1780	1/1	0.97	0.14	34,34,34,34	0
56	MG	AA	1670	1/1	0.97	0.05	22,22,22,22	0
56	MG	DA	3562	1/1	0.97	0.07	17,17,17,17	0
56	MG	BA	3653	1/1	0.97	0.13	38,38,38,38	0
56	MG	BA	3397	1/1	0.97	0.10	45,45,45,45	0
56	MG	CA	1686	1/1	0.97	0.29	29,29,29,29	0
56	MG	CA	1687	1/1	0.97	0.06	19,19,19,19	0
56	MG	BA	3192	1/1	0.97	0.22	20,20,20,20	0
56	MG	BA	3038	1/1	0.97	0.09	37,37,37,37	0
56	MG	AA	1652	1/1	0.97	0.07	17,17,17,17	0
56	MG	DA	3573	1/1	0.97	0.11	25,25,25,25	0
56	MG	CA	1692	1/1	0.97	0.11	6,6,6,6	0
56	MG	AA	1736	1/1	0.97	0.10	50,50,50,50	0
56	MG	CI	202	1/1	0.97	0.47	52,52,52,52	0
56	MG	DA	3579	1/1	0.97	0.14	24,24,24,24	0
56	MG	BA	3405	1/1	0.97	0.11	20,20,20,20	0
56	MG	DA	3582	1/1	0.97	0.17	27,27,27,27	0
56	MG	BA	3406	1/1	0.97	0.14	42,42,42,42	0
56	MG	DA	3584	1/1	0.97	0.08	35,35,35,35	0
56	MG	DA	3585	1/1	0.97	0.14	31,31,31,31	0
56	MG	DA	3586	1/1	0.97	0.18	55,55,55,55	0
56	MG	CA	1697	1/1	0.97	0.09	10,10,10,10	0
56	MG	CA	1698	1/1	0.97	0.14	28,28,28,28	0
56	MG	BA	3198	1/1	0.97	0.08	21,21,21,21	0
56	MG	DA	3592	1/1	0.97	0.28	47,47,47,47	0
56	MG	DA	3593	1/1	0.97	0.27	28,28,28,28	0
56	MG	AA	1847	1/1	0.97	0.12	46,46,46,46	0
56	MG	BA	3200	1/1	0.97	0.09	20,20,20,20	0
56	MG	CX	404	1/1	0.97	0.11	34,34,34,34	0
56	MG	BA	3412	1/1	0.97	0.20	22,22,22,22	0
56	MG	DA	3602	1/1	0.97	0.09	32,32,32,32	0
56	MG	DA	3603	1/1	0.97	0.22	32,32,32,32	0
56	MG	AA	1737	1/1	0.97	0.08	40,40,40,40	0
56	MG	CA	1706	1/1	0.97	0.07	16,16,16,16	0
56	MG	DA	3606	1/1	0.97	0.30	54,54,54,54	0
56	MG	CA	1707	1/1	0.97	0.07	48,48,48,48	0
56	MG	CX	409	1/1	0.97	0.30	33,33,33,33	0
56	MG	BA	3047	1/1	0.97	0.14	17,17,17,17	0
56	MG	DA	3612	1/1	0.97	0.19	41,41,41,41	0

*Continued on next page...*

*Continued from previous page...*

Mol	Type	Chain	Res	Atoms	RSCC	RSR	B-factors( $\text{\AA}^2$ )	Q<0.9
56	MG	DA	3614	1/1	0.97	0.19	55,55,55,55	0
56	MG	BA	3204	1/1	0.97	0.11	41,41,41,41	0
56	MG	AA	1672	1/1	0.97	0.12	46,46,46,46	0
56	MG	DA	3617	1/1	0.97	0.05	47,47,47,47	0
56	MG	AA	1850	1/1	0.97	0.30	23,23,23,23	0
56	MG	BA	3421	1/1	0.97	0.20	45,45,45,45	0
56	MG	AA	1851	1/1	0.97	0.16	50,50,50,50	0
56	MG	DA	3623	1/1	0.97	0.11	39,39,39,39	0
56	MG	CA	1717	1/1	0.97	0.12	32,32,32,32	0
56	MG	DA	3627	1/1	0.97	0.19	24,24,24,24	0
56	MG	CA	1718	1/1	0.97	0.11	38,38,38,38	0
56	MG	DA	3630	1/1	0.97	0.10	21,21,21,21	0
56	MG	BA	3678	1/1	0.97	0.13	42,42,42,42	0
56	MG	BA	3210	1/1	0.97	0.14	31,31,31,31	0
56	MG	CA	1722	1/1	0.97	0.23	36,36,36,36	0
56	MG	BA	3054	1/1	0.97	0.12	6,6,6,6	0
56	MG	DT	201	1/1	0.97	0.10	25,25,25,25	0
56	MG	DA	3636	1/1	0.97	0.14	46,46,46,46	0
56	MG	AA	1606	1/1	0.97	0.08	0,0,0,0	0
56	MG	DW	201	1/1	0.97	0.16	54,54,54,54	0
56	MG	CA	1725	1/1	0.97	0.07	26,26,26,26	0
56	MG	CA	1726	1/1	0.97	0.14	32,32,32,32	0
56	MG	DA	3644	1/1	0.97	0.14	5,5,5,5	0
56	MG	BA	3219	1/1	0.97	0.13	14,14,14,14	0
56	MG	BA	3687	1/1	0.97	0.08	19,19,19,19	0
56	MG	CA	1730	1/1	0.97	0.34	45,45,45,45	0
56	MG	BA	3688	1/1	0.97	0.21	38,38,38,38	0
56	MG	BA	3427	1/1	0.97	0.14	10,10,10,10	0
56	MG	D4	102	1/1	0.97	0.21	40,40,40,40	0
56	MG	BA	3428	1/1	0.97	0.07	17,17,17,17	0
56	MG	D7	102	1/1	0.97	0.11	28,28,28,28	0
56	MG	DA	3656	1/1	0.97	0.48	35,35,35,35	0
56	MG	D8	101	1/1	0.97	0.18	20,20,20,20	0
56	MG	BA	3058	1/1	0.97	0.15	39,39,39,39	0
56	MG	DA	3002	1/1	0.97	0.25	45,45,45,45	0
56	MG	CA	1738	1/1	0.97	0.19	20,20,20,20	0
56	MG	CA	1739	1/1	0.97	0.25	39,39,39,39	0
56	MG	BA	3221	1/1	0.97	0.14	21,21,21,21	0
56	MG	DA	3007	1/1	0.97	0.23	24,24,24,24	0
56	MG	BA	3436	1/1	0.97	0.10	1,1,1,1	0
56	MG	DA	3667	1/1	0.97	0.17	38,38,38,38	0
56	MG	BA	3068	1/1	0.97	0.16	14,14,14,14	0

*Continued on next page...*

*Continued from previous page...*

Mol	Type	Chain	Res	Atoms	RSCC	RSR	B-factors(Å <sup>2</sup> )	Q<0.9
56	MG	DA	3669	1/1	0.97	0.09	7,7,7,7	0
56	MG	DA	3672	1/1	0.97	0.07	29,29,29,29	0
56	MG	BA	3069	1/1	0.97	0.14	11,11,11,11	0
56	MG	BA	3443	1/1	0.97	0.28	29,29,29,29	0
56	MG	DA	3017	1/1	0.97	0.11	4,4,4,4	0
56	MG	DA	3677	1/1	0.97	0.23	27,27,27,27	0
56	MG	DA	3678	1/1	0.97	0.10	20,20,20,20	0
56	MG	DA	3018	1/1	0.97	0.09	3,3,3,3	0
56	MG	DA	3680	1/1	0.97	0.18	6,6,6,6	0
56	MG	BA	3445	1/1	0.97	0.14	45,45,45,45	0
56	MG	DA	3020	1/1	0.97	0.24	9,9,9,9	0
56	MG	DA	3021	1/1	0.97	0.26	2,2,2,2	0
56	MG	AA	1635	1/1	0.97	0.09	30,30,30,30	0
56	MG	DA	3686	1/1	0.97	0.19	30,30,30,30	0
56	MG	BA	3449	1/1	0.97	0.10	31,31,31,31	0
56	MG	DA	3024	1/1	0.97	0.07	12,12,12,12	0
56	MG	DA	3025	1/1	0.97	0.21	24,24,24,24	0
56	MG	BA	3702	1/1	0.97	0.14	47,47,47,47	0
56	MG	BA	3230	1/1	0.97	0.16	0,0,0,0	0
56	MG	BA	3451	1/1	0.97	0.18	51,51,51,51	0
56	MG	CA	1752	1/1	0.97	0.11	24,24,24,24	0
56	MG	DA	3033	1/1	0.97	0.09	10,10,10,10	0
56	MG	CA	1753	1/1	0.97	0.14	23,23,23,23	0
56	MG	BA	3452	1/1	0.97	0.12	18,18,18,18	0
56	MG	AA	1699	1/1	0.97	0.10	35,35,35,35	0
56	MG	DA	3699	1/1	0.97	0.47	38,38,38,38	0
56	MG	AY	111	1/1	0.97	0.09	34,34,34,34	0
56	MG	BA	3458	1/1	0.97	0.09	6,6,6,6	0
56	MG	DA	3704	1/1	0.97	0.12	34,34,34,34	0
56	MG	DA	3043	1/1	0.97	0.06	25,25,25,25	0
56	MG	AA	1656	1/1	0.97	0.07	41,41,41,41	0
56	MG	DA	3050	1/1	0.97	0.16	11,11,11,11	0
56	MG	AY	116	1/1	0.97	0.31	51,51,51,51	0
56	MG	CA	1763	1/1	0.97	0.10	19,19,19,19	0
56	MG	CA	1764	1/1	0.97	0.14	30,30,30,30	0
56	MG	DA	3711	1/1	0.97	0.08	49,49,49,49	0
56	MG	BA	3236	1/1	0.97	0.15	6,6,6,6	0
56	MG	DA	3713	1/1	0.97	0.10	27,27,27,27	0
56	MG	BA	3713	1/1	0.97	0.23	28,28,28,28	0
56	MG	DA	3060	1/1	0.97	0.07	19,19,19,19	0
56	MG	DA	3717	1/1	0.97	0.15	24,24,24,24	0
56	MG	AA	1601	1/1	0.97	0.15	18,18,18,18	0

*Continued on next page...*



*Continued from previous page...*

Mol	Type	Chain	Res	Atoms	RSCC	RSR	B-factors( $\text{\AA}^2$ )	Q<0.9
56	MG	BA	3464	1/1	0.97	0.14	30,30,30,30	0
56	MG	DA	3067	1/1	0.97	0.07	17,17,17,17	0
56	MG	DA	3721	1/1	0.97	0.27	11,11,11,11	0
56	MG	DA	3069	1/1	0.97	0.12	15,15,15,15	0
56	MG	DA	3723	1/1	0.97	0.11	28,28,28,28	0
56	MG	DA	3070	1/1	0.97	0.07	20,20,20,20	0
56	MG	DA	3725	1/1	0.97	0.13	44,44,44,44	0
56	MG	DA	3727	1/1	0.97	0.08	27,27,27,27	0
56	MG	BA	3243	1/1	0.97	0.12	14,14,14,14	0
56	MG	AY	119	1/1	0.97	0.10	22,22,22,22	0
56	MG	BA	3718	1/1	0.97	0.10	33,33,33,33	0
56	MG	DA	3077	1/1	0.97	0.09	7,7,7,7	0
56	MG	DA	3732	1/1	0.97	0.15	29,29,29,29	0
56	MG	BA	3247	1/1	0.97	0.13	39,39,39,39	0
56	MG	CA	1775	1/1	0.97	0.19	30,30,30,30	0
56	MG	BA	3720	1/1	0.97	0.07	30,30,30,30	0
56	MG	CA	1779	1/1	0.97	0.12	14,14,14,14	0
56	MG	DA	3083	1/1	0.97	0.15	24,24,24,24	0
56	MG	DA	3085	1/1	0.97	0.09	35,35,35,35	0
56	MG	BA	3248	1/1	0.97	0.11	42,42,42,42	0
56	MG	BA	3722	1/1	0.97	0.28	16,16,16,16	0
56	MG	CA	1782	1/1	0.97	0.09	19,19,19,19	0
56	MG	DA	3095	1/1	0.97	0.15	24,24,24,24	0
56	MG	BA	3081	1/1	0.97	0.07	0,0,0,0	0
56	MG	BA	3082	1/1	0.97	0.08	48,48,48,48	0
56	MG	DA	3104	1/1	0.97	0.15	21,21,21,21	0
56	MG	AY	120	1/1	0.97	0.12	47,47,47,47	0
56	MG	DA	3109	1/1	0.97	0.13	19,19,19,19	0
56	MG	AY	122	1/1	0.97	0.07	17,17,17,17	0
56	MG	BA	3729	1/1	0.97	0.14	43,43,43,43	0
56	MG	AA	1749	1/1	0.97	0.14	32,32,32,32	0
56	MG	DB	203	1/1	0.97	0.07	21,21,21,21	0
56	MG	BA	3259	1/1	0.97	0.16	27,27,27,27	0
56	MG	DB	205	1/1	0.97	0.07	60,60,60,60	0
56	MG	DA	3117	1/1	0.97	0.08	24,24,24,24	0
56	MG	AY	124	1/1	0.97	0.08	21,21,21,21	0
56	MG	DA	3119	1/1	0.97	0.06	10,10,10,10	0
56	MG	BA	3734	1/1	0.97	0.17	32,32,32,32	0
56	MG	BA	3483	1/1	0.97	0.11	29,29,29,29	0
56	MG	DB	213	1/1	0.97	0.07	20,20,20,20	0
56	MG	BA	3736	1/1	0.97	0.23	39,39,39,39	0
56	MG	BA	3090	1/1	0.97	0.06	56,56,56,56	0

*Continued on next page...*

*Continued from previous page...*

Mol	Type	Chain	Res	Atoms	RSCC	RSR	B-factors( $\text{\AA}^2$ )	Q<0.9
56	MG	AA	1703	1/1	0.97	0.22	36,36,36,36	0
56	MG	BA	3265	1/1	0.97	0.19	0,0,0,0	0
56	MG	DA	3136	1/1	0.97	0.15	11,11,11,11	0
56	MG	DA	3137	1/1	0.97	0.11	20,20,20,20	0
56	MG	BA	3744	1/1	0.97	0.36	21,21,21,21	0
56	MG	DB	223	1/1	0.97	0.11	53,53,53,53	0
56	MG	DA	3141	1/1	0.97	0.09	9,9,9,9	0
56	MG	BA	3490	1/1	0.97	0.10	22,22,22,22	0
56	MG	DA	3144	1/1	0.97	0.24	11,11,11,11	0
56	MG	BA	3491	1/1	0.97	0.13	31,31,31,31	0
56	MG	DA	3149	1/1	0.97	0.29	37,37,37,37	0
56	MG	AA	1700	1/1	0.98	0.19	46,46,46,46	0
56	MG	BR	201	1/1	0.98	0.07	24,24,24,24	0
56	MG	CA	1906	1/1	0.98	0.27	24,24,24,24	0
56	MG	AA	1826	1/1	0.98	0.09	35,35,35,35	0
56	MG	CA	1908	1/1	0.98	0.06	5,5,5,5	0
56	MG	CA	1909	1/1	0.98	0.24	33,33,33,33	0
56	MG	AA	1887	1/1	0.98	0.13	18,18,18,18	0
56	MG	BT	201	1/1	0.98	0.13	23,23,23,23	0
56	MG	BA	3201	1/1	0.98	0.06	22,22,22,22	0
56	MG	DA	3217	1/1	0.98	0.05	20,20,20,20	0
56	MG	BA	3600	1/1	0.98	0.11	13,13,13,13	0
56	MG	DA	3219	1/1	0.98	0.08	12,12,12,12	0
56	MG	DA	3221	1/1	0.98	0.14	11,11,11,11	0
56	MG	DA	3223	1/1	0.98	0.05	26,26,26,26	0
56	MG	DA	3224	1/1	0.98	0.07	9,9,9,9	0
56	MG	BV	201	1/1	0.98	0.17	21,21,21,21	0
56	MG	BA	3375	1/1	0.98	0.06	14,14,14,14	0
56	MG	AA	1640	1/1	0.98	0.09	35,35,35,35	0
56	MG	BA	3075	1/1	0.98	0.15	11,11,11,11	0
56	MG	BZ	301	1/1	0.98	0.19	21,21,21,21	0
56	MG	BA	3604	1/1	0.98	0.16	36,36,36,36	0
56	MG	DA	3235	1/1	0.98	0.10	0,0,0,0	0
56	MG	DA	3236	1/1	0.98	0.31	14,14,14,14	0
56	MG	BA	3605	1/1	0.98	0.18	41,41,41,41	0
56	MG	BA	3379	1/1	0.98	0.09	25,25,25,25	0
56	MG	DA	3242	1/1	0.98	0.08	24,24,24,24	0
56	MG	B2	102	1/1	0.98	0.24	31,31,31,31	0
56	MG	BA	3607	1/1	0.98	0.24	23,23,23,23	0
56	MG	DA	3245	1/1	0.98	0.09	5,5,5,5	0
56	MG	DA	3246	1/1	0.98	0.10	15,15,15,15	0
56	MG	B5	101	1/1	0.98	0.09	18,18,18,18	0

*Continued on next page...*

*Continued from previous page...*

Mol	Type	Chain	Res	Atoms	RSCC	RSR	B-factors( $\text{\AA}^2$ )	Q<0.9
56	MG	BA	3076	1/1	0.98	0.04	26,26,26,26	0
56	MG	CA	1929	1/1	0.98	0.09	48,48,48,48	0
56	MG	DA	3252	1/1	0.98	0.06	16,16,16,16	0
56	MG	B7	102	1/1	0.98	0.09	13,13,13,13	0
56	MG	DA	3254	1/1	0.98	0.27	35,35,35,35	0
56	MG	B7	103	1/1	0.98	0.10	47,47,47,47	0
56	MG	AA	1889	1/1	0.98	0.22	20,20,20,20	0
56	MG	CA	1933	1/1	0.98	0.08	36,36,36,36	0
56	MG	BA	3206	1/1	0.98	0.09	37,37,37,37	0
56	MG	BA	3383	1/1	0.98	0.08	29,29,29,29	0
56	MG	DA	3260	1/1	0.98	0.07	15,15,15,15	0
56	MG	BA	3614	1/1	0.98	0.22	32,32,32,32	0
56	MG	BA	3207	1/1	0.98	0.17	31,31,31,31	0
56	MG	DA	3264	1/1	0.98	0.08	29,29,29,29	0
56	MG	AA	1735	1/1	0.98	0.04	24,24,24,24	0
56	MG	BA	3620	1/1	0.98	0.28	49,49,49,49	0
56	MG	CA	1940	1/1	0.98	0.08	35,35,35,35	0
56	MG	AA	1651	1/1	0.98	0.07	53,53,53,53	0
56	MG	AA	1641	1/1	0.98	0.06	8,8,8,8	0
56	MG	BA	3211	1/1	0.98	0.10	27,27,27,27	0
56	MG	BA	3213	1/1	0.98	0.15	33,33,33,33	0
56	MG	BA	3625	1/1	0.98	0.07	25,25,25,25	0
56	MG	DA	3273	1/1	0.98	0.19	0,0,0,0	0
56	MG	CA	1613	1/1	0.98	0.09	17,17,17,17	0
56	MG	DA	3276	1/1	0.98	0.17	29,29,29,29	0
56	MG	AF	201	1/1	0.98	0.09	30,30,30,30	0
56	MG	BA	3215	1/1	0.98	0.08	28,28,28,28	0
56	MG	AA	1704	1/1	0.98	0.04	18,18,18,18	0
56	MG	CA	1617	1/1	0.98	0.04	11,11,11,11	0
56	MG	BA	3217	1/1	0.98	0.12	0,0,0,0	0
56	MG	BA	3218	1/1	0.98	0.09	20,20,20,20	0
56	MG	CA	1953	1/1	0.98	0.12	18,18,18,18	0
56	MG	BA	3398	1/1	0.98	0.28	16,16,16,16	0
56	MG	DA	3290	1/1	0.98	0.13	25,25,25,25	0
56	MG	DA	3292	1/1	0.98	0.09	8,8,8,8	0
56	MG	DA	3293	1/1	0.98	0.10	10,10,10,10	0
56	MG	BA	3399	1/1	0.98	0.19	17,17,17,17	0
56	MG	CA	1956	1/1	0.98	0.16	57,57,57,57	0
56	MG	CA	1957	1/1	0.98	0.23	28,28,28,28	0
56	MG	DA	3297	1/1	0.98	0.09	34,34,34,34	0
56	MG	DA	3298	1/1	0.98	0.04	0,0,0,0	0
56	MG	AA	1607	1/1	0.98	0.10	8,8,8,8	0

*Continued on next page...*

*Continued from previous page...*

Mol	Type	Chain	Res	Atoms	RSCC	RSR	B-factors( $\text{\AA}^2$ )	Q<0.9
56	MG	DA	3301	1/1	0.98	0.07	31,31,31,31	0
56	MG	CA	1959	1/1	0.98	0.09	3,3,3,3	0
56	MG	DA	3306	1/1	0.98	0.07	15,15,15,15	0
56	MG	CA	1961	1/1	0.98	0.15	27,27,27,27	0
56	MG	CA	1623	1/1	0.98	0.08	22,22,22,22	0
56	MG	DA	3309	1/1	0.98	0.11	30,30,30,30	0
56	MG	DA	3310	1/1	0.98	0.12	34,34,34,34	0
56	MG	AH	201	1/1	0.98	0.05	24,24,24,24	0
56	MG	AA	1707	1/1	0.98	0.08	26,26,26,26	0
56	MG	BA	3222	1/1	0.98	0.08	13,13,13,13	0
56	MG	DA	3316	1/1	0.98	0.25	31,31,31,31	0
56	MG	DA	3318	1/1	0.98	0.11	21,21,21,21	0
56	MG	DA	3319	1/1	0.98	0.14	18,18,18,18	0
56	MG	CA	1628	1/1	0.98	0.12	23,23,23,23	0
56	MG	BA	3089	1/1	0.98	0.07	17,17,17,17	0
56	MG	CA	1968	1/1	0.98	0.22	25,25,25,25	0
56	MG	BA	3225	1/1	0.98	0.09	21,21,21,21	0
56	MG	AI	202	1/1	0.98	0.11	17,17,17,17	0
56	MG	CA	1632	1/1	0.98	0.05	24,24,24,24	0
56	MG	DA	3329	1/1	0.98	0.07	42,42,42,42	0
56	MG	CA	1633	1/1	0.98	0.08	12,12,12,12	0
56	MG	BA	3408	1/1	0.98	0.11	12,12,12,12	0
56	MG	DA	3333	1/1	0.98	0.07	4,4,4,4	0
56	MG	AA	1835	1/1	0.98	0.15	17,17,17,17	0
56	MG	DA	3335	1/1	0.98	0.08	7,7,7,7	0
56	MG	CA	1976	1/1	0.98	0.09	32,32,32,32	0
56	MG	DA	3339	1/1	0.98	0.08	47,47,47,47	0
56	MG	CA	1977	1/1	0.98	0.52	31,31,31,31	0
56	MG	DA	3341	1/1	0.98	0.10	31,31,31,31	0
56	MG	BA	3643	1/1	0.98	0.09	23,23,23,23	0
56	MG	AA	1897	1/1	0.98	0.11	13,13,13,13	0
56	MG	DA	3347	1/1	0.98	0.28	10,10,10,10	0
56	MG	CA	1980	1/1	0.98	0.10	40,40,40,40	0
56	MG	BA	3645	1/1	0.98	0.06	25,25,25,25	0
56	MG	BA	3411	1/1	0.98	0.15	20,20,20,20	0
56	MG	DA	3353	1/1	0.98	0.11	0,0,0,0	0
56	MG	BA	3647	1/1	0.98	0.30	20,20,20,20	0
56	MG	BA	3648	1/1	0.98	0.15	4,4,4,4	0
56	MG	AA	1898	1/1	0.98	0.14	27,27,27,27	0
56	MG	CA	1986	1/1	0.98	0.18	23,23,23,23	0
56	MG	BA	3650	1/1	0.98	0.42	33,33,33,33	0
56	MG	BA	3232	1/1	0.98	0.08	25,25,25,25	0

*Continued on next page...*

*Continued from previous page...*

Mol	Type	Chain	Res	Atoms	RSCC	RSR	B-factors( $\text{\AA}^2$ )	Q<0.9
56	MG	AA	1783	1/1	0.98	0.18	50,50,50,50	0
56	MG	BA	3416	1/1	0.98	0.09	15,15,15,15	0
56	MG	DA	3363	1/1	0.98	0.11	36,36,36,36	0
56	MG	DA	3364	1/1	0.98	0.13	43,43,43,43	0
56	MG	AA	1743	1/1	0.98	0.07	33,33,33,33	0
56	MG	CA	1992	1/1	0.98	0.24	47,47,47,47	0
56	MG	CA	1652	1/1	0.98	0.07	40,40,40,40	0
56	MG	BA	3418	1/1	0.98	0.07	34,34,34,34	0
56	MG	BA	3097	1/1	0.98	0.09	16,16,16,16	0
56	MG	CA	1655	1/1	0.98	0.14	24,24,24,24	0
56	MG	AA	1744	1/1	0.98	0.05	30,30,30,30	0
56	MG	CA	1998	1/1	0.98	0.09	48,48,48,48	0
56	MG	BA	3237	1/1	0.98	0.16	28,28,28,28	0
56	MG	CA	1658	1/1	0.98	0.12	37,37,37,37	0
56	MG	BA	3239	1/1	0.98	0.26	22,22,22,22	0
56	MG	DA	3376	1/1	0.98	0.08	35,35,35,35	0
56	MG	CA	2002	1/1	0.98	0.08	39,39,39,39	0
56	MG	CA	2003	1/1	0.98	0.15	18,18,18,18	0
56	MG	BA	3660	1/1	0.98	0.12	38,38,38,38	0
56	MG	CA	1663	1/1	0.98	0.05	8,8,8,8	0
56	MG	DA	3382	1/1	0.98	0.07	39,39,39,39	0
56	MG	BA	3240	1/1	0.98	0.10	10,10,10,10	0
56	MG	BA	3662	1/1	0.98	0.47	40,40,40,40	0
56	MG	BA	3663	1/1	0.98	0.46	32,32,32,32	0
56	MG	AA	1685	1/1	0.98	0.15	30,30,30,30	0
56	MG	BA	3242	1/1	0.98	0.10	22,22,22,22	0
56	MG	AA	1746	1/1	0.98	0.10	14,14,14,14	0
56	MG	DA	3391	1/1	0.98	0.09	17,17,17,17	0
56	MG	DA	3393	1/1	0.98	0.28	37,37,37,37	0
56	MG	AA	1608	1/1	0.98	0.08	16,16,16,16	0
56	MG	BA	3245	1/1	0.98	0.10	29,29,29,29	0
56	MG	DA	3396	1/1	0.98	0.05	21,21,21,21	0
56	MG	DA	3397	1/1	0.98	0.07	19,19,19,19	0
56	MG	BA	3430	1/1	0.98	0.17	32,32,32,32	0
56	MG	BA	3246	1/1	0.98	0.06	41,41,41,41	0
56	MG	BA	3103	1/1	0.98	0.18	35,35,35,35	0
56	MG	CZ	104	1/1	0.98	0.07	42,42,42,42	0
56	MG	CA	1676	1/1	0.98	0.13	25,25,25,25	0
56	MG	CZ	107	1/1	0.98	0.07	36,36,36,36	0
56	MG	AA	1791	1/1	0.98	0.09	30,30,30,30	0
56	MG	BA	3249	1/1	0.98	0.09	41,41,41,41	0
56	MG	DA	3407	1/1	0.98	0.06	32,32,32,32	0

*Continued on next page...*

*Continued from previous page...*

Mol	Type	Chain	Res	Atoms	RSCC	RSR	B-factors( $\text{\AA}^2$ )	Q<0.9
56	MG	DA	3408	1/1	0.98	0.14	31,31,31,31	0
56	MG	DA	3409	1/1	0.98	0.09	24,24,24,24	0
56	MG	CZ	110	1/1	0.98	0.09	33,33,33,33	0
56	MG	CA	1679	1/1	0.98	0.11	40,40,40,40	0
56	MG	CA	1680	1/1	0.98	0.10	37,37,37,37	0
56	MG	BA	3675	1/1	0.98	0.07	40,40,40,40	0
56	MG	BA	3676	1/1	0.98	0.09	20,20,20,20	0
56	MG	AA	1906	1/1	0.98	0.18	26,26,26,26	0
56	MG	CA	1685	1/1	0.98	0.05	6,6,6,6	0
56	MG	CZ	118	1/1	0.98	0.43	69,69,69,69	0
56	MG	DA	3421	1/1	0.98	0.16	26,26,26,26	0
56	MG	BA	3441	1/1	0.98	0.14	28,28,28,28	0
56	MG	BA	3679	1/1	0.98	0.14	26,26,26,26	0
56	MG	AA	1655	1/1	0.98	0.06	26,26,26,26	0
56	MG	BA	3444	1/1	0.98	0.05	33,33,33,33	0
56	MG	BA	3682	1/1	0.98	0.23	25,25,25,25	0
56	MG	CY	103	1/1	0.98	0.07	49,49,49,49	0
56	MG	CA	1691	1/1	0.98	0.09	15,15,15,15	0
56	MG	DA	3431	1/1	0.98	0.21	29,29,29,29	0
56	MG	BA	3683	1/1	0.98	0.16	18,18,18,18	0
56	MG	DA	3433	1/1	0.98	0.09	21,21,21,21	0
56	MG	BA	3684	1/1	0.98	0.20	46,46,46,46	0
56	MG	BA	3107	1/1	0.98	0.08	21,21,21,21	0
56	MG	CY	108	1/1	0.98	0.11	22,22,22,22	0
56	MG	BA	3446	1/1	0.98	0.11	39,39,39,39	0
56	MG	BA	3254	1/1	0.98	0.11	31,31,31,31	0
56	MG	DA	3442	1/1	0.98	0.10	32,32,32,32	0
56	MG	AA	1609	1/1	0.98	0.07	28,28,28,28	0
56	MG	BA	3256	1/1	0.98	0.05	13,13,13,13	0
56	MG	BA	3690	1/1	0.98	0.14	38,38,38,38	0
56	MG	BA	3257	1/1	0.98	0.05	18,18,18,18	0
56	MG	DA	3447	1/1	0.98	0.17	36,36,36,36	0
56	MG	CY	115	1/1	0.98	0.06	38,38,38,38	0
56	MG	AA	1645	1/1	0.98	0.23	31,31,31,31	0
56	MG	DA	3450	1/1	0.98	0.48	29,29,29,29	0
56	MG	CA	1704	1/1	0.98	0.42	31,31,31,31	0
56	MG	AX	406	1/1	0.98	0.28	36,36,36,36	0
56	MG	BA	3260	1/1	0.98	0.07	35,35,35,35	0
56	MG	BA	3456	1/1	0.98	0.12	35,35,35,35	0
56	MG	CY	121	1/1	0.98	0.09	0,0,0,0	0
56	MG	CB	301	1/1	0.98	0.19	11,11,11,11	0
56	MG	CA	1708	1/1	0.98	0.11	17,17,17,17	0

*Continued on next page...*

*Continued from previous page...*

Mol	Type	Chain	Res	Atoms	RSCC	RSR	B-factors( $\text{\AA}^2$ )	Q<0.9
56	MG	BA	3457	1/1	0.98	0.06	24,24,24,24	0
56	MG	DA	3461	1/1	0.98	0.14	8,8,8,8	0
56	MG	BA	3112	1/1	0.98	0.08	26,26,26,26	0
56	MG	DA	3463	1/1	0.98	0.09	37,37,37,37	0
56	MG	CC	303	1/1	0.98	0.19	22,22,22,22	0
56	MG	AA	1796	1/1	0.98	0.11	15,15,15,15	0
56	MG	BA	3699	1/1	0.98	0.55	35,35,35,35	0
56	MG	AA	1798	1/1	0.98	0.06	32,32,32,32	0
56	MG	BA	3003	1/1	0.98	0.11	44,44,44,44	0
56	MG	DA	3469	1/1	0.98	0.18	19,19,19,19	0
56	MG	CD	302	1/1	0.98	0.07	41,41,41,41	0
56	MG	DA	3471	1/1	0.98	0.08	18,18,18,18	0
56	MG	AA	1752	1/1	0.98	0.06	13,13,13,13	0
56	MG	BA	3117	1/1	0.98	0.11	33,33,33,33	0
56	MG	BA	3005	1/1	0.98	0.07	2,2,2,2	0
56	MG	BA	3466	1/1	0.98	0.09	22,22,22,22	0
56	MG	CA	1721	1/1	0.98	0.10	45,45,45,45	0
56	MG	AA	1716	1/1	0.98	0.08	35,35,35,35	0
56	MG	BA	3707	1/1	0.98	0.31	31,31,31,31	0
56	MG	CJ	201	1/1	0.98	0.46	33,33,33,33	0
56	MG	BA	3468	1/1	0.98	0.06	1,1,1,1	0
56	MG	BA	3121	1/1	0.98	0.08	40,40,40,40	0
56	MG	BA	3007	1/1	0.98	0.06	34,34,34,34	0
56	MG	BA	3123	1/1	0.98	0.11	34,34,34,34	0
56	MG	BA	3473	1/1	0.98	0.12	35,35,35,35	0
56	MG	CA	1729	1/1	0.98	0.23	15,15,15,15	0
56	MG	BA	3124	1/1	0.98	0.16	33,33,33,33	0
56	MG	DA	3490	1/1	0.98	0.07	5,5,5,5	0
56	MG	DA	3491	1/1	0.98	0.07	44,44,44,44	0
56	MG	BA	3278	1/1	0.98	0.07	37,37,37,37	0
56	MG	AA	1627	1/1	0.98	0.06	29,29,29,29	0
56	MG	CA	1734	1/1	0.98	0.12	42,42,42,42	0
56	MG	BA	3126	1/1	0.98	0.07	37,37,37,37	0
56	MG	BA	3479	1/1	0.98	0.08	45,45,45,45	0
56	MG	AA	1718	1/1	0.98	0.09	27,27,27,27	0
56	MG	DD	301	1/1	0.98	0.05	0,0,0,0	0
56	MG	DA	3500	1/1	0.98	0.07	13,13,13,13	0
56	MG	AA	1804	1/1	0.98	0.22	18,18,18,18	0
56	MG	DA	3502	1/1	0.98	0.08	13,13,13,13	0
56	MG	CA	1740	1/1	0.98	0.07	8,8,8,8	0
56	MG	AA	1660	1/1	0.98	0.07	19,19,19,19	0
56	MG	DA	3506	1/1	0.98	0.11	6,6,6,6	0

*Continued on next page...*

*Continued from previous page...*

Mol	Type	Chain	Res	Atoms	RSCC	RSR	B-factors(Å <sup>2</sup> )	Q<0.9
56	MG	BA	3286	1/1	0.98	0.09	1,1,1,1	0
56	MG	DH	204	1/1	0.98	0.20	11,11,11,11	0
56	MG	DA	3512	1/1	0.98	0.15	15,15,15,15	0
56	MG	BA	3486	1/1	0.98	0.06	41,41,41,41	0
56	MG	DI	202	1/1	0.98	0.08	18,18,18,18	0
56	MG	BA	3487	1/1	0.98	0.07	16,16,16,16	0
56	MG	AY	106	1/1	0.98	0.05	32,32,32,32	0
56	MG	BA	3015	1/1	0.98	0.08	16,16,16,16	0
56	MG	BA	3727	1/1	0.98	0.33	36,36,36,36	0
56	MG	DA	3521	1/1	0.98	0.14	7,7,7,7	0
56	MG	BA	3016	1/1	0.98	0.14	0,0,0,0	0
56	MG	DP	206	1/1	0.98	0.15	33,33,33,33	0
56	MG	BA	3290	1/1	0.98	0.07	12,12,12,12	0
56	MG	BA	3291	1/1	0.98	0.17	19,19,19,19	0
56	MG	BA	3292	1/1	0.98	0.08	10,10,10,10	0
56	MG	DA	3528	1/1	0.98	0.23	14,14,14,14	0
56	MG	DA	3529	1/1	0.98	0.17	7,7,7,7	0
56	MG	BA	3732	1/1	0.98	0.25	41,41,41,41	0
56	MG	DA	3531	1/1	0.98	0.14	39,39,39,39	0
56	MG	BA	3495	1/1	0.98	0.11	10,10,10,10	0
56	MG	DA	3533	1/1	0.98	0.13	12,12,12,12	0
56	MG	DA	3534	1/1	0.98	0.16	26,26,26,26	0
56	MG	BA	3017	1/1	0.98	0.12	18,18,18,18	0
56	MG	DA	3536	1/1	0.98	0.18	35,35,35,35	0
56	MG	DA	3537	1/1	0.98	0.21	19,19,19,19	0
56	MG	DA	3538	1/1	0.98	0.12	34,34,34,34	0
56	MG	CA	1756	1/1	0.98	0.18	32,32,32,32	0
56	MG	AY	107	1/1	0.98	0.09	18,18,18,18	0
56	MG	DZ	301	1/1	0.98	0.08	27,27,27,27	0
56	MG	DA	3544	1/1	0.98	0.08	31,31,31,31	0
56	MG	DZ	303	1/1	0.98	0.22	32,32,32,32	0
56	MG	BA	3022	1/1	0.98	0.17	2,2,2,2	0
56	MG	D2	101	1/1	0.98	0.12	58,58,58,58	0
56	MG	CA	1759	1/1	0.98	0.07	25,25,25,25	0
56	MG	BA	3737	1/1	0.98	0.26	22,22,22,22	0
56	MG	BA	3738	1/1	0.98	0.36	44,44,44,44	0
56	MG	DA	3552	1/1	0.98	0.09	16,16,16,16	0
56	MG	BA	3739	1/1	0.98	0.07	37,37,37,37	0
56	MG	DA	3555	1/1	0.98	0.10	24,24,24,24	0
56	MG	BA	3138	1/1	0.98	0.07	34,34,34,34	0
56	MG	D7	101	1/1	0.98	0.07	22,22,22,22	0
56	MG	DA	3558	1/1	0.98	0.08	30,30,30,30	0

*Continued on next page...*



*Continued from previous page...*

Mol	Type	Chain	Res	Atoms	RSCC	RSR	B-factors( $\text{\AA}^2$ )	Q<0.9
56	MG	BA	3139	1/1	0.98	0.05	33,33,33,33	0
56	MG	DA	3560	1/1	0.98	0.15	8,8,8,8	0
56	MG	BA	3504	1/1	0.98	0.07	12,12,12,12	0
56	MG	DA	3563	1/1	0.98	0.09	8,8,8,8	0
56	MG	CA	1766	1/1	0.98	0.04	26,26,26,26	0
56	MG	DA	3566	1/1	0.98	0.07	15,15,15,15	0
56	MG	CA	1767	1/1	0.98	0.08	22,22,22,22	0
56	MG	BA	3301	1/1	0.98	0.10	15,15,15,15	0
56	MG	BA	3508	1/1	0.98	0.14	5,5,5,5	0
56	MG	BA	3302	1/1	0.98	0.12	21,21,21,21	0
56	MG	BA	3510	1/1	0.98	0.15	39,39,39,39	0
56	MG	DA	3009	1/1	0.98	0.10	8,8,8,8	0
56	MG	DA	3010	1/1	0.98	0.17	2,2,2,2	0
56	MG	BA	3303	1/1	0.98	0.05	22,22,22,22	0
56	MG	AA	1621	1/1	0.98	0.12	15,15,15,15	0
56	MG	DA	3576	1/1	0.98	0.25	18,18,18,18	0
56	MG	BA	3513	1/1	0.98	0.07	24,24,24,24	0
56	MG	BA	3514	1/1	0.98	0.17	29,29,29,29	0
56	MG	DA	3580	1/1	0.98	0.38	21,21,21,21	0
56	MG	AA	1604	1/1	0.98	0.15	26,26,26,26	0
56	MG	CA	1778	1/1	0.98	0.13	34,34,34,34	0
56	MG	BA	3027	1/1	0.98	0.07	20,20,20,20	0
56	MG	AA	1694	1/1	0.98	0.25	45,45,45,45	0
56	MG	AA	1724	1/1	0.98	0.07	26,26,26,26	0
56	MG	BA	3312	1/1	0.98	0.11	7,7,7,7	0
56	MG	DA	3587	1/1	0.98	0.11	42,42,42,42	0
56	MG	BA	3758	1/1	0.98	0.19	24,24,24,24	0
56	MG	BA	3759	1/1	0.98	0.09	41,41,41,41	0
56	MG	CA	1787	1/1	0.98	0.04	19,19,19,19	0
56	MG	BA	3760	1/1	0.98	0.20	40,40,40,40	0
56	MG	BA	3761	1/1	0.98	0.18	15,15,15,15	0
56	MG	DA	3028	1/1	0.98	0.07	34,34,34,34	0
56	MG	DA	3595	1/1	0.98	0.09	17,17,17,17	0
56	MG	DA	3596	1/1	0.98	0.06	41,41,41,41	0
56	MG	BA	3313	1/1	0.98	0.06	25,25,25,25	0
56	MG	DA	3598	1/1	0.98	0.08	9,9,9,9	0
56	MG	CA	1793	1/1	0.98	0.08	9,9,9,9	0
56	MG	DA	3031	1/1	0.98	0.10	21,21,21,21	0
56	MG	BA	3314	1/1	0.98	0.09	10,10,10,10	0
56	MG	AY	112	1/1	0.98	0.11	39,39,39,39	0
56	MG	BA	3524	1/1	0.98	0.07	36,36,36,36	0
56	MG	DA	3037	1/1	0.98	0.07	57,57,57,57	0

*Continued on next page...*

*Continued from previous page...*

Mol	Type	Chain	Res	Atoms	RSCC	RSR	B-factors( $\text{\AA}^2$ )	Q<0.9
56	MG	BA	3526	1/1	0.98	0.12	4,4,4,4	0
56	MG	CA	1799	1/1	0.98	0.08	14,14,14,14	0
56	MG	DA	3608	1/1	0.98	0.05	36,36,36,36	0
56	MG	BA	3767	1/1	0.98	0.15	20,20,20,20	0
56	MG	DA	3042	1/1	0.98	0.08	7,7,7,7	0
56	MG	BA	3147	1/1	0.98	0.14	53,53,53,53	0
56	MG	DA	3613	1/1	0.98	0.18	26,26,26,26	0
56	MG	DA	3047	1/1	0.98	0.06	10,10,10,10	0
56	MG	BA	3031	1/1	0.98	0.13	11,11,11,11	0
56	MG	DA	3049	1/1	0.98	0.08	11,11,11,11	0
56	MG	BA	3318	1/1	0.98	0.07	39,39,39,39	0
56	MG	DA	3618	1/1	0.98	0.13	47,47,47,47	0
56	MG	DA	3052	1/1	0.98	0.14	38,38,38,38	0
56	MG	DA	3053	1/1	0.98	0.12	46,46,46,46	0
56	MG	CA	1805	1/1	0.98	0.11	9,9,9,9	0
56	MG	AA	1865	1/1	0.98	0.25	32,32,32,32	0
56	MG	CA	1808	1/1	0.98	0.10	13,13,13,13	0
56	MG	DA	3625	1/1	0.98	0.08	28,28,28,28	0
56	MG	DA	3626	1/1	0.98	0.15	46,46,46,46	0
56	MG	BA	3531	1/1	0.98	0.06	16,16,16,16	0
56	MG	BA	3320	1/1	0.98	0.14	2,2,2,2	0
56	MG	DA	3629	1/1	0.98	0.27	22,22,22,22	0
56	MG	CA	1811	1/1	0.98	0.10	43,43,43,43	0
56	MG	DA	3061	1/1	0.98	0.07	4,4,4,4	0
56	MG	BA	3321	1/1	0.98	0.13	51,51,51,51	0
56	MG	DA	3063	1/1	0.98	0.07	0,0,0,0	0
56	MG	DA	3064	1/1	0.98	0.12	11,11,11,11	0
56	MG	DA	3065	1/1	0.98	0.09	0,0,0,0	0
56	MG	BA	3776	1/1	0.98	0.09	6,6,6,6	0
56	MG	BA	3534	1/1	0.98	0.15	24,24,24,24	0
56	MG	DA	3638	1/1	0.98	0.19	37,37,37,37	0
56	MG	DA	3068	1/1	0.98	0.08	0,0,0,0	0
56	MG	AY	115	1/1	0.98	0.09	18,18,18,18	0
56	MG	AA	1623	1/1	0.98	0.07	7,7,7,7	0
56	MG	AA	1679	1/1	0.98	0.07	32,32,32,32	0
56	MG	DA	3645	1/1	0.98	0.10	20,20,20,20	0
56	MG	DA	3073	1/1	0.98	0.05	34,34,34,34	0
56	MG	BA	3538	1/1	0.98	0.05	10,10,10,10	0
56	MG	AY	118	1/1	0.98	0.08	45,45,45,45	0
56	MG	DA	3649	1/1	0.98	0.08	19,19,19,19	0
56	MG	DA	3650	1/1	0.98	0.16	63,63,63,63	0
56	MG	CA	1822	1/1	0.98	0.14	26,26,26,26	0

*Continued on next page...*

*Continued from previous page...*

Mol	Type	Chain	Res	Atoms	RSCC	RSR	B-factors( $\text{\AA}^2$ )	Q<0.9
56	MG	BA	3783	1/1	0.98	0.28	29,29,29,29	0
56	MG	BA	3037	1/1	0.98	0.11	8,8,8,8	0
56	MG	BA	3159	1/1	0.98	0.07	18,18,18,18	0
56	MG	AA	1697	1/1	0.98	0.09	1,1,1,1	0
56	MG	BA	3331	1/1	0.98	0.06	10,10,10,10	0
56	MG	DA	3084	1/1	0.98	0.18	26,26,26,26	0
56	MG	CA	1828	1/1	0.98	0.10	2,2,2,2	0
56	MG	DA	3086	1/1	0.98	0.12	42,42,42,42	0
56	MG	AA	1815	1/1	0.98	0.20	24,24,24,24	0
56	MG	DA	3090	1/1	0.98	0.05	12,12,12,12	0
56	MG	DA	3091	1/1	0.98	0.06	8,8,8,8	0
56	MG	BA	3162	1/1	0.98	0.17	41,41,41,41	0
56	MG	BA	3791	1/1	0.98	0.07	54,54,54,54	0
56	MG	DA	3666	1/1	0.98	0.06	23,23,23,23	0
56	MG	AA	1816	1/1	0.98	0.13	23,23,23,23	0
56	MG	DA	3096	1/1	0.98	0.09	22,22,22,22	0
56	MG	DA	3099	1/1	0.98	0.15	23,23,23,23	0
56	MG	DA	3671	1/1	0.98	0.11	6,6,6,6	0
56	MG	DA	3100	1/1	0.98	0.07	3,3,3,3	0
56	MG	BA	3793	1/1	0.98	0.07	31,31,31,31	0
56	MG	DA	3102	1/1	0.98	0.07	5,5,5,5	0
56	MG	BA	3166	1/1	0.98	0.10	28,28,28,28	0
56	MG	BA	3553	1/1	0.98	0.08	24,24,24,24	0
56	MG	DA	3105	1/1	0.98	0.08	12,12,12,12	0
56	MG	BA	3797	1/1	0.98	0.21	18,18,18,18	0
56	MG	DA	3108	1/1	0.98	0.11	1,1,1,1	0
56	MG	BA	3041	1/1	0.98	0.09	25,25,25,25	0
56	MG	DA	3682	1/1	0.98	0.15	10,10,10,10	0
56	MG	CA	1838	1/1	0.98	0.14	28,28,28,28	0
56	MG	DA	3112	1/1	0.98	0.09	21,21,21,21	0
56	MG	BA	3339	1/1	0.98	0.08	34,34,34,34	0
56	MG	BA	3168	1/1	0.98	0.06	4,4,4,4	0
56	MG	DA	3115	1/1	0.98	0.17	5,5,5,5	0
56	MG	BA	3042	1/1	0.98	0.07	12,12,12,12	0
56	MG	DA	3689	1/1	0.98	0.21	45,45,45,45	0
56	MG	BA	3559	1/1	0.98	0.09	15,15,15,15	0
56	MG	BA	3804	1/1	0.98	0.11	29,29,29,29	0
56	MG	AA	1817	1/1	0.98	0.12	39,39,39,39	0
56	MG	DA	3121	1/1	0.98	0.14	24,24,24,24	0
56	MG	CA	1845	1/1	0.98	0.07	21,21,21,21	0
56	MG	DA	3123	1/1	0.98	0.06	1,1,1,1	0
56	MG	BA	3171	1/1	0.98	0.16	30,30,30,30	0

*Continued on next page...*

*Continued from previous page...*

Mol	Type	Chain	Res	Atoms	RSCC	RSR	B-factors( $\text{\AA}^2$ )	Q<0.9
56	MG	DA	3125	1/1	0.98	0.21	15,15,15,15	0
56	MG	BB	201	1/1	0.98	0.09	35,35,35,35	0
56	MG	CA	1848	1/1	0.98	0.06	41,41,41,41	0
56	MG	DA	3701	1/1	0.98	0.06	27,27,27,27	0
56	MG	DA	3128	1/1	0.98	0.18	46,46,46,46	0
56	MG	BB	202	1/1	0.98	0.07	34,34,34,34	0
56	MG	DA	3130	1/1	0.98	0.05	20,20,20,20	0
56	MG	DA	3133	1/1	0.98	0.12	21,21,21,21	0
56	MG	CA	1850	1/1	0.98	0.10	20,20,20,20	0
56	MG	DA	3135	1/1	0.98	0.22	25,25,25,25	0
56	MG	BB	204	1/1	0.98	0.08	46,46,46,46	0
56	MG	BB	205	1/1	0.98	0.28	36,36,36,36	0
56	MG	AA	1874	1/1	0.98	0.26	10,10,10,10	0
56	MG	DA	3139	1/1	0.98	0.12	47,47,47,47	0
56	MG	DA	3140	1/1	0.98	0.19	18,18,18,18	0
56	MG	BA	3174	1/1	0.98	0.10	28,28,28,28	0
56	MG	AA	1818	1/1	0.98	0.18	33,33,33,33	0
56	MG	DA	3715	1/1	0.98	0.21	50,50,50,50	0
56	MG	DA	3143	1/1	0.98	0.09	31,31,31,31	0
56	MG	AA	1698	1/1	0.98	0.10	27,27,27,27	0
56	MG	BA	3177	1/1	0.98	0.10	0,0,0,0	0
56	MG	DA	3147	1/1	0.98	0.10	18,18,18,18	0
56	MG	CA	1859	1/1	0.98	0.05	22,22,22,22	0
56	MG	DA	3150	1/1	0.98	0.08	1,1,1,1	0
56	MG	AB	302	1/1	0.98	0.10	33,33,33,33	0
56	MG	DA	3152	1/1	0.98	0.11	28,28,28,28	0
56	MG	DA	3153	1/1	0.98	0.07	10,10,10,10	0
56	MG	DA	3154	1/1	0.98	0.26	38,38,38,38	0
56	MG	BB	213	1/1	0.98	0.08	35,35,35,35	0
56	MG	BA	3573	1/1	0.98	0.08	30,30,30,30	0
56	MG	DA	3158	1/1	0.98	0.15	15,15,15,15	0
56	MG	BA	3050	1/1	0.98	0.07	4,4,4,4	0
56	MG	AC	301	1/1	0.98	0.15	41,41,41,41	0
56	MG	AA	1821	1/1	0.98	0.09	27,27,27,27	0
56	MG	CA	1867	1/1	0.98	0.09	33,33,33,33	0
56	MG	BA	3183	1/1	0.98	0.10	15,15,15,15	0
56	MG	CA	1869	1/1	0.98	0.09	32,32,32,32	0
56	MG	AA	1729	1/1	0.98	0.07	12,12,12,12	0
56	MG	DA	3740	1/1	0.98	0.27	27,27,27,27	0
56	MG	DA	3168	1/1	0.98	0.07	49,49,49,49	0
56	MG	BA	3056	1/1	0.98	0.09	1,1,1,1	0
56	MG	BB	222	1/1	0.98	0.20	39,39,39,39	0

*Continued on next page...*

*Continued from previous page...*

Mol	Type	Chain	Res	Atoms	RSCC	RSR	B-factors( $\text{\AA}^2$ )	Q<0.9
56	MG	BA	3580	1/1	0.98	0.18	19,19,19,19	0
56	MG	DA	3746	1/1	0.98	0.32	43,43,43,43	0
56	MG	DA	3747	1/1	0.98	0.12	23,23,23,23	0
56	MG	AA	1665	1/1	0.98	0.07	6,6,6,6	0
56	MG	DA	3749	1/1	0.98	0.27	34,34,34,34	0
56	MG	CA	1875	1/1	0.98	0.16	19,19,19,19	0
56	MG	DA	3751	1/1	0.98	0.25	48,48,48,48	0
56	MG	BA	3357	1/1	0.98	0.06	4,4,4,4	0
56	MG	BA	3583	1/1	0.98	0.08	24,24,24,24	0
56	MG	BA	3059	1/1	0.98	0.08	11,11,11,11	0
56	MG	BA	3585	1/1	0.98	0.09	20,20,20,20	0
56	MG	BA	3062	1/1	0.98	0.09	24,24,24,24	0
56	MG	BA	3063	1/1	0.98	0.05	0,0,0,0	0
56	MG	DA	3181	1/1	0.98	0.13	26,26,26,26	0
56	MG	BF	305	1/1	0.98	0.11	27,27,27,27	0
56	MG	BA	3588	1/1	0.98	0.05	22,22,22,22	0
56	MG	BG	202	1/1	0.98	0.07	26,26,26,26	0
56	MG	DA	3186	1/1	0.98	0.06	47,47,47,47	0
56	MG	BA	3363	1/1	0.98	0.14	24,24,24,24	0
56	MG	DB	207	1/1	0.98	0.11	37,37,37,37	0
56	MG	DA	3188	1/1	0.98	0.11	9,9,9,9	0
56	MG	BH	201	1/1	0.98	0.12	15,15,15,15	0
56	MG	BA	3064	1/1	0.98	0.14	21,21,21,21	0
56	MG	BI	201	1/1	0.98	0.24	29,29,29,29	0
56	MG	BI	203	1/1	0.98	0.30	40,40,40,40	0
56	MG	DA	3193	1/1	0.98	0.19	17,17,17,17	0
56	MG	DB	215	1/1	0.98	0.08	47,47,47,47	0
56	MG	BA	3065	1/1	0.98	0.10	18,18,18,18	0
56	MG	CA	1894	1/1	0.98	0.06	19,19,19,19	0
56	MG	DA	3196	1/1	0.98	0.10	12,12,12,12	0
56	MG	CA	1896	1/1	0.98	0.07	31,31,31,31	0
56	MG	DB	220	1/1	0.98	0.09	23,23,23,23	0
56	MG	BA	3066	1/1	0.98	0.13	37,37,37,37	0
56	MG	DA	3199	1/1	0.98	0.14	12,12,12,12	0
56	MG	CA	1898	1/1	0.98	0.22	14,14,14,14	0
56	MG	BO	201	1/1	0.98	0.06	17,17,17,17	0
56	MG	AA	1882	1/1	0.98	0.36	30,30,30,30	0
56	MG	DA	3204	1/1	0.98	0.07	28,28,28,28	0
56	MG	BP	201	1/1	0.98	0.18	34,34,34,34	0
56	MG	AA	1883	1/1	0.98	0.23	21,21,21,21	0
57	ZN	AN	101	1/1	0.98	0.04	68,68,68,68	0
57	ZN	CD	301	1/1	0.98	0.24	70,70,70,70	0

*Continued on next page...*

*Continued from previous page...*

Mol	Type	Chain	Res	Atoms	RSCC	RSR	B-factors( $\text{\AA}^2$ )	Q<0.9
57	ZN	CN	101	1/1	0.98	0.04	82,82,82,82	0
56	MG	DA	3436	1/1	0.99	0.16	7,7,7,7	0
56	MG	BN	201	1/1	0.99	0.04	20,20,20,20	0
56	MG	DA	3438	1/1	0.99	0.15	24,24,24,24	0
56	MG	DA	3439	1/1	0.99	0.27	17,17,17,17	0
56	MG	BA	3503	1/1	0.99	0.08	29,29,29,29	0
56	MG	BA	3670	1/1	0.99	0.08	29,29,29,29	0
56	MG	AA	1855	1/1	0.99	0.11	23,23,23,23	0
56	MG	CA	1776	1/1	0.99	0.15	17,17,17,17	0
56	MG	BO	203	1/1	0.99	0.04	19,19,19,19	0
56	MG	BA	3505	1/1	0.99	0.05	1,1,1,1	0
56	MG	BA	3360	1/1	0.99	0.07	17,17,17,17	0
56	MG	BA	3507	1/1	0.99	0.11	29,29,29,29	0
56	MG	BQ	203	1/1	0.99	0.12	43,43,43,43	0
56	MG	DA	3131	1/1	0.99	0.10	16,16,16,16	0
56	MG	DA	3132	1/1	0.99	0.14	11,11,11,11	0
56	MG	BA	3361	1/1	0.99	0.07	33,33,33,33	0
56	MG	BA	3057	1/1	0.99	0.06	3,3,3,3	0
56	MG	DA	3453	1/1	0.99	0.06	23,23,23,23	0
56	MG	DA	3454	1/1	0.99	0.08	12,12,12,12	0
56	MG	CA	1784	1/1	0.99	0.18	45,45,45,45	0
56	MG	CA	1785	1/1	0.99	0.08	9,9,9,9	0
56	MG	AA	1664	1/1	0.99	0.10	6,6,6,6	0
56	MG	AA	1908	1/1	0.99	0.10	13,13,13,13	0
56	MG	BA	3060	1/1	0.99	0.08	7,7,7,7	0
56	MG	BA	3366	1/1	0.99	0.06	10,10,10,10	0
56	MG	BA	3367	1/1	0.99	0.11	24,24,24,24	0
56	MG	CA	2013	1/1	0.99	0.04	7,7,7,7	0
56	MG	CA	1791	1/1	0.99	0.06	43,43,43,43	0
56	MG	CA	1792	1/1	0.99	0.09	16,16,16,16	0
56	MG	BA	3146	1/1	0.99	0.04	22,22,22,22	0
56	MG	DA	3146	1/1	0.99	0.09	20,20,20,20	0
56	MG	BA	3061	1/1	0.99	0.09	26,26,26,26	0
56	MG	DA	3148	1/1	0.99	0.22	50,50,50,50	0
56	MG	BA	3148	1/1	0.99	0.05	17,17,17,17	0
56	MG	CZ	105	1/1	0.99	0.03	16,16,16,16	0
56	MG	AA	1909	1/1	0.99	0.05	40,40,40,40	0
56	MG	AA	1611	1/1	0.99	0.07	6,6,6,6	0
56	MG	CA	1798	1/1	0.99	0.24	51,51,51,51	0
56	MG	AZ	101	1/1	0.99	0.21	42,42,42,42	0
56	MG	BA	3252	1/1	0.99	0.21	7,7,7,7	0
56	MG	DA	3156	1/1	0.99	0.10	14,14,14,14	0

*Continued on next page...*

*Continued from previous page...*

Mol	Type	Chain	Res	Atoms	RSCC	RSR	B-factors( $\text{\AA}^2$ )	Q<0.9
56	MG	CZ	111	1/1	0.99	0.10	49,49,49,49	0
56	MG	DA	3478	1/1	0.99	0.10	18,18,18,18	0
56	MG	BA	3152	1/1	0.99	0.05	7,7,7,7	0
56	MG	BA	3523	1/1	0.99	0.08	0,0,0,0	0
56	MG	CA	1803	1/1	0.99	0.17	6,6,6,6	0
56	MG	AO	101	1/1	0.99	0.09	30,30,30,30	0
56	MG	DA	3483	1/1	0.99	0.17	19,19,19,19	0
56	MG	DA	3163	1/1	0.99	0.04	21,21,21,21	0
56	MG	BA	3525	1/1	0.99	0.06	8,8,8,8	0
56	MG	BA	3377	1/1	0.99	0.06	4,4,4,4	0
56	MG	CA	1807	1/1	0.99	0.27	14,14,14,14	0
56	MG	DA	3488	1/1	0.99	0.20	10,10,10,10	0
56	MG	AA	1858	1/1	0.99	0.05	15,15,15,15	0
56	MG	BA	3155	1/1	0.99	0.13	15,15,15,15	0
56	MG	BA	3067	1/1	0.99	0.06	27,27,27,27	0
56	MG	CV	103	1/1	0.99	0.12	29,29,29,29	0
56	MG	AA	1605	1/1	0.99	0.07	15,15,15,15	0
56	MG	DA	3494	1/1	0.99	0.08	5,5,5,5	0
56	MG	BA	3158	1/1	0.99	0.25	44,44,44,44	0
56	MG	CY	102	1/1	0.99	0.07	11,11,11,11	0
56	MG	CA	1813	1/1	0.99	0.10	41,41,41,41	0
56	MG	AA	1860	1/1	0.99	0.05	11,11,11,11	0
56	MG	BA	3384	1/1	0.99	0.07	1,1,1,1	0
56	MG	DA	3177	1/1	0.99	0.33	3,3,3,3	0
56	MG	CA	1816	1/1	0.99	0.28	48,48,48,48	0
56	MG	BA	3385	1/1	0.99	0.06	18,18,18,18	0
56	MG	DA	3503	1/1	0.99	0.07	24,24,24,24	0
56	MG	BA	3261	1/1	0.99	0.34	36,36,36,36	0
56	MG	AA	1751	1/1	0.99	0.12	20,20,20,20	0
56	MG	DA	3182	1/1	0.99	0.08	23,23,23,23	0
56	MG	DA	3507	1/1	0.99	0.10	0,0,0,0	0
56	MG	DA	3508	1/1	0.99	0.07	16,16,16,16	0
56	MG	DA	3509	1/1	0.99	0.10	33,33,33,33	0
56	MG	BA	3071	1/1	0.99	0.03	34,34,34,34	0
56	MG	AA	1613	1/1	0.99	0.18	20,20,20,20	0
56	MG	BA	3163	1/1	0.99	0.10	25,25,25,25	0
56	MG	BA	3540	1/1	0.99	0.08	23,23,23,23	0
56	MG	BA	3266	1/1	0.99	0.09	10,10,10,10	0
56	MG	DA	3515	1/1	0.99	0.06	5,5,5,5	0
56	MG	BA	3542	1/1	0.99	0.15	13,13,13,13	0
56	MG	BA	3543	1/1	0.99	0.11	19,19,19,19	0
56	MG	BA	3392	1/1	0.99	0.15	27,27,27,27	0

*Continued on next page...*

*Continued from previous page...*

Mol	Type	Chain	Res	Atoms	RSCC	RSR	B-factors(Å <sup>2</sup> )	Q<0.9
56	MG	DA	3519	1/1	0.99	0.13	6,6,6,6	0
56	MG	BA	3545	1/1	0.99	0.12	25,25,25,25	0
56	MG	AA	1732	1/1	0.99	0.06	35,35,35,35	0
56	MG	BA	3165	1/1	0.99	0.05	8,8,8,8	0
56	MG	AY	101	1/1	0.99	0.11	26,26,26,26	0
56	MG	AY	102	1/1	0.99	0.09	32,32,32,32	0
56	MG	BA	3550	1/1	0.99	0.04	13,13,13,13	0
56	MG	DA	3526	1/1	0.99	0.14	12,12,12,12	0
56	MG	BA	3271	1/1	0.99	0.11	0,0,0,0	0
56	MG	AA	1782	1/1	0.99	0.07	21,21,21,21	0
56	MG	BA	3077	1/1	0.99	0.13	8,8,8,8	0
56	MG	CA	1627	1/1	0.99	0.10	29,29,29,29	0
56	MG	BA	3274	1/1	0.99	0.09	6,6,6,6	0
56	MG	DA	3202	1/1	0.99	0.08	32,32,32,32	0
56	MG	BA	3401	1/1	0.99	0.10	44,44,44,44	0
56	MG	BA	3556	1/1	0.99	0.16	7,7,7,7	0
56	MG	BA	3724	1/1	0.99	0.12	32,32,32,32	0
56	MG	AA	1819	1/1	0.99	0.07	1,1,1,1	0
56	MG	BA	3276	1/1	0.99	0.05	0,0,0,0	0
56	MG	AA	1866	1/1	0.99	0.05	13,13,13,13	0
56	MG	DA	3539	1/1	0.99	0.06	3,3,3,3	0
56	MG	DA	3540	1/1	0.99	0.16	0,0,0,0	0
56	MG	AA	1639	1/1	0.99	0.05	25,25,25,25	0
56	MG	BA	3173	1/1	0.99	0.07	12,12,12,12	0
56	MG	CA	1637	1/1	0.99	0.09	21,21,21,21	0
56	MG	AA	1734	1/1	0.99	0.06	21,21,21,21	0
56	MG	CA	1639	1/1	0.99	0.07	28,28,28,28	0
56	MG	AA	1869	1/1	0.99	0.16	33,33,33,33	0
56	MG	BA	3282	1/1	0.99	0.07	6,6,6,6	0
56	MG	DA	3216	1/1	0.99	0.05	24,24,24,24	0
56	MG	BA	3565	1/1	0.99	0.08	24,24,24,24	0
56	MG	CO	101	1/1	0.99	0.05	25,25,25,25	0
56	MG	DA	3551	1/1	0.99	0.17	17,17,17,17	0
56	MG	BA	3083	1/1	0.99	0.06	9,9,9,9	0
56	MG	DA	3553	1/1	0.99	0.07	6,6,6,6	0
56	MG	DA	3220	1/1	0.99	0.08	22,22,22,22	0
56	MG	CA	1644	1/1	0.99	0.07	6,6,6,6	0
56	MG	DA	3222	1/1	0.99	0.15	2,2,2,2	0
56	MG	CX	401	1/1	0.99	0.07	13,13,13,13	0
56	MG	CA	1855	1/1	0.99	0.10	37,37,37,37	0
56	MG	DA	3225	1/1	0.99	0.10	27,27,27,27	0
56	MG	BA	3284	1/1	0.99	0.07	12,12,12,12	0

*Continued on next page...*



*Continued from previous page...*

Mol	Type	Chain	Res	Atoms	RSCC	RSR	B-factors( $\text{\AA}^2$ )	Q<0.9
56	MG	DA	3561	1/1	0.99	0.21	19,19,19,19	0
56	MG	BA	3568	1/1	0.99	0.07	13,13,13,13	0
56	MG	BA	3569	1/1	0.99	0.06	0,0,0,0	0
56	MG	DA	3564	1/1	0.99	0.06	7,7,7,7	0
56	MG	DA	3229	1/1	0.99	0.06	1,1,1,1	0
56	MG	DA	3230	1/1	0.99	0.07	19,19,19,19	0
56	MG	CA	1648	1/1	0.99	0.10	28,28,28,28	0
56	MG	DA	3232	1/1	0.99	0.09	6,6,6,6	0
56	MG	BA	3570	1/1	0.99	0.14	21,21,21,21	0
56	MG	BA	3571	1/1	0.99	0.04	40,40,40,40	0
56	MG	BA	3740	1/1	0.99	0.14	22,22,22,22	0
56	MG	BA	3084	1/1	0.99	0.05	1,1,1,1	0
56	MG	AA	1785	1/1	0.99	0.14	27,27,27,27	0
56	MG	CA	1865	1/1	0.99	0.07	12,12,12,12	0
56	MG	DA	3239	1/1	0.99	0.09	12,12,12,12	0
56	MG	DA	3240	1/1	0.99	0.07	21,21,21,21	0
56	MG	DA	3241	1/1	0.99	0.20	12,12,12,12	0
56	MG	DA	3578	1/1	0.99	0.08	11,11,11,11	0
56	MG	BA	3414	1/1	0.99	0.09	24,24,24,24	0
56	MG	AA	1614	1/1	0.99	0.08	4,4,4,4	0
56	MG	DH	203	1/1	0.99	0.14	19,19,19,19	0
56	MG	AA	1659	1/1	0.99	0.10	33,33,33,33	0
56	MG	AA	1825	1/1	0.99	0.10	28,28,28,28	0
56	MG	BA	3182	1/1	0.99	0.11	22,22,22,22	0
56	MG	DA	3248	1/1	0.99	0.15	19,19,19,19	0
56	MG	DA	3249	1/1	0.99	0.31	32,32,32,32	0
56	MG	DN	201	1/1	0.99	0.06	29,29,29,29	0
56	MG	AA	1788	1/1	0.99	0.14	12,12,12,12	0
56	MG	DA	3589	1/1	0.99	0.11	19,19,19,19	0
56	MG	DO	202	1/1	0.99	0.07	14,14,14,14	0
56	MG	CA	1660	1/1	0.99	0.06	10,10,10,10	0
56	MG	AY	114	1/1	0.99	0.08	20,20,20,20	0
56	MG	CA	1662	1/1	0.99	0.04	12,12,12,12	0
56	MG	BA	3185	1/1	0.99	0.07	5,5,5,5	0
56	MG	CA	1876	1/1	0.99	0.14	22,22,22,22	0
56	MG	AA	1875	1/1	0.99	0.05	16,16,16,16	0
56	MG	AA	1615	1/1	0.99	0.06	8,8,8,8	0
56	MG	BA	3753	1/1	0.99	0.37	28,28,28,28	0
56	MG	DA	3261	1/1	0.99	0.06	33,33,33,33	0
56	MG	DA	3600	1/1	0.99	0.07	17,17,17,17	0
56	MG	BA	3296	1/1	0.99	0.06	20,20,20,20	0
56	MG	BA	3013	1/1	0.99	0.06	0,0,0,0	0

*Continued on next page...*

*Continued from previous page...*

Mol	Type	Chain	Res	Atoms	RSCC	RSR	B-factors( $\text{\AA}^2$ )	Q<0.9
56	MG	BA	3298	1/1	0.99	0.11	5,5,5,5	0
56	MG	BA	3014	1/1	0.99	0.08	11,11,11,11	0
56	MG	BA	3300	1/1	0.99	0.05	20,20,20,20	0
56	MG	BA	3429	1/1	0.99	0.06	5,5,5,5	0
56	MG	DZ	302	1/1	0.99	0.06	24,24,24,24	0
56	MG	AA	1759	1/1	0.99	0.08	6,6,6,6	0
56	MG	BA	3431	1/1	0.99	0.11	11,11,11,11	0
56	MG	CA	1675	1/1	0.99	0.05	26,26,26,26	0
56	MG	DA	3611	1/1	0.99	0.06	21,21,21,21	0
56	MG	BA	3096	1/1	0.99	0.14	16,16,16,16	0
56	MG	BA	3433	1/1	0.99	0.15	40,40,40,40	0
56	MG	AA	1760	1/1	0.99	0.13	24,24,24,24	0
56	MG	DA	3275	1/1	0.99	0.31	2,2,2,2	0
56	MG	CA	1892	1/1	0.99	0.15	5,5,5,5	0
56	MG	DA	3277	1/1	0.99	0.18	0,0,0,0	0
56	MG	DA	3278	1/1	0.99	0.11	11,11,11,11	0
56	MG	DA	3619	1/1	0.99	0.12	23,23,23,23	0
56	MG	CA	1893	1/1	0.99	0.27	23,23,23,23	0
56	MG	DA	3280	1/1	0.99	0.04	3,3,3,3	0
56	MG	D5	101	1/1	0.99	0.06	2,2,2,2	0
56	MG	BA	3435	1/1	0.99	0.32	43,43,43,43	0
56	MG	CA	1895	1/1	0.99	0.23	30,30,30,30	0
56	MG	BA	3596	1/1	0.99	0.14	8,8,8,8	0
56	MG	DA	3285	1/1	0.99	0.05	15,15,15,15	0
56	MG	DA	3286	1/1	0.99	0.09	6,6,6,6	0
56	MG	BA	3193	1/1	0.99	0.08	2,2,2,2	0
56	MG	BA	3194	1/1	0.99	0.07	21,21,21,21	0
56	MG	CA	1683	1/1	0.99	0.14	16,16,16,16	0
56	MG	AA	1830	1/1	0.99	0.18	35,35,35,35	0
56	MG	DA	3291	1/1	0.99	0.19	6,6,6,6	0
56	MG	DA	3005	1/1	0.99	0.17	1,1,1,1	0
56	MG	BA	3439	1/1	0.99	0.04	7,7,7,7	0
56	MG	BA	3440	1/1	0.99	0.16	15,15,15,15	0
56	MG	DA	3008	1/1	0.99	0.15	9,9,9,9	0
56	MG	CA	1903	1/1	0.99	0.14	31,31,31,31	0
56	MG	BA	3099	1/1	0.99	0.06	1,1,1,1	0
56	MG	DA	3011	1/1	0.99	0.20	17,17,17,17	0
56	MG	BA	3773	1/1	0.99	0.16	44,44,44,44	0
56	MG	DA	3641	1/1	0.99	0.18	13,13,13,13	0
56	MG	DA	3300	1/1	0.99	0.04	16,16,16,16	0
56	MG	DA	3643	1/1	0.99	0.07	28,28,28,28	0
56	MG	BA	3442	1/1	0.99	0.36	26,26,26,26	0

*Continued on next page...*

*Continued from previous page...*

Mol	Type	Chain	Res	Atoms	RSCC	RSR	B-factors( $\text{\AA}^2$ )	Q<0.9
56	MG	DA	3014	1/1	0.99	0.05	9,9,9,9	0
56	MG	DA	3303	1/1	0.99	0.08	12,12,12,12	0
56	MG	DA	3304	1/1	0.99	0.04	10,10,10,10	0
56	MG	DA	3305	1/1	0.99	0.06	29,29,29,29	0
56	MG	BA	3309	1/1	0.99	0.13	25,25,25,25	0
56	MG	BA	3310	1/1	0.99	0.09	23,23,23,23	0
56	MG	BA	3018	1/1	0.99	0.07	2,2,2,2	0
56	MG	CA	1910	1/1	0.99	0.08	15,15,15,15	0
56	MG	CA	1693	1/1	0.99	0.22	10,10,10,10	0
56	MG	DA	3311	1/1	0.99	0.07	15,15,15,15	0
56	MG	BA	3019	1/1	0.99	0.14	5,5,5,5	0
56	MG	BA	3447	1/1	0.99	0.04	16,16,16,16	0
56	MG	BA	3609	1/1	0.99	0.15	10,10,10,10	0
56	MG	DA	3315	1/1	0.99	0.14	39,39,39,39	0
56	MG	AA	1880	1/1	0.99	0.22	8,8,8,8	0
56	MG	DA	3317	1/1	0.99	0.08	1,1,1,1	0
56	MG	BA	3611	1/1	0.99	0.06	11,11,11,11	0
56	MG	DA	3662	1/1	0.99	0.09	24,24,24,24	0
56	MG	BA	3021	1/1	0.99	0.05	11,11,11,11	0
56	MG	CA	1700	1/1	0.99	0.06	14,14,14,14	0
56	MG	AY	121	1/1	0.99	0.15	30,30,30,30	0
56	MG	BA	3024	1/1	0.99	0.26	37,37,37,37	0
56	MG	DA	3323	1/1	0.99	0.05	8,8,8,8	0
56	MG	BA	3615	1/1	0.99	0.10	3,3,3,3	0
56	MG	BA	3787	1/1	0.99	0.08	11,11,11,11	0
56	MG	DA	3670	1/1	0.99	0.18	59,59,59,59	0
56	MG	CA	1923	1/1	0.99	0.11	28,28,28,28	0
56	MG	DA	3327	1/1	0.99	0.12	13,13,13,13	0
56	MG	DA	3328	1/1	0.99	0.06	10,10,10,10	0
56	MG	DA	3674	1/1	0.99	0.10	4,4,4,4	0
56	MG	DA	3032	1/1	0.99	0.14	0,0,0,0	0
56	MG	AA	1738	1/1	0.99	0.05	6,6,6,6	0
56	MG	DA	3331	1/1	0.99	0.11	0,0,0,0	0
56	MG	BA	3617	1/1	0.99	0.06	32,32,32,32	0
56	MG	DA	3035	1/1	0.99	0.09	6,6,6,6	0
56	MG	BA	3618	1/1	0.99	0.10	10,10,10,10	0
56	MG	AA	1739	1/1	0.99	0.05	3,3,3,3	0
56	MG	CA	1928	1/1	0.99	0.06	17,17,17,17	0
56	MG	DA	3337	1/1	0.99	0.07	23,23,23,23	0
56	MG	DA	3338	1/1	0.99	0.05	25,25,25,25	0
56	MG	CA	1709	1/1	0.99	0.27	39,39,39,39	0
56	MG	DA	3040	1/1	0.99	0.13	10,10,10,10	0

*Continued on next page...*

*Continued from previous page...*

Mol	Type	Chain	Res	Atoms	RSCC	RSR	B-factors( $\text{\AA}^2$ )	Q<0.9
56	MG	BA	3454	1/1	0.99	0.17	26,26,26,26	0
56	MG	DA	3342	1/1	0.99	0.09	12,12,12,12	0
56	MG	AA	1794	1/1	0.99	0.16	13,13,13,13	0
56	MG	BA	3794	1/1	0.99	0.23	12,12,12,12	0
56	MG	DA	3345	1/1	0.99	0.10	24,24,24,24	0
56	MG	DA	3346	1/1	0.99	0.08	3,3,3,3	0
56	MG	DA	3044	1/1	0.99	0.16	5,5,5,5	0
56	MG	DA	3348	1/1	0.99	0.15	40,40,40,40	0
56	MG	DA	3045	1/1	0.99	0.03	7,7,7,7	0
56	MG	DA	3046	1/1	0.99	0.06	10,10,10,10	0
56	MG	AA	1763	1/1	0.99	0.12	30,30,30,30	0
56	MG	DA	3352	1/1	0.99	0.14	15,15,15,15	0
56	MG	CA	1714	1/1	0.99	0.15	13,13,13,13	0
56	MG	DA	3700	1/1	0.99	0.13	10,10,10,10	0
56	MG	AA	1616	1/1	0.99	0.15	7,7,7,7	0
56	MG	BA	3111	1/1	0.99	0.06	10,10,10,10	0
56	MG	DA	3051	1/1	0.99	0.04	11,11,11,11	0
56	MG	BA	3798	1/1	0.99	0.06	38,38,38,38	0
56	MG	AA	1886	1/1	0.99	0.12	39,39,39,39	0
56	MG	BA	3460	1/1	0.99	0.09	10,10,10,10	0
56	MG	AA	1797	1/1	0.99	0.05	30,30,30,30	0
56	MG	DA	3361	1/1	0.99	0.30	19,19,19,19	0
56	MG	BA	3325	1/1	0.99	0.05	5,5,5,5	0
56	MG	AA	1721	1/1	0.99	0.05	0,0,0,0	0
56	MG	DA	3058	1/1	0.99	0.06	15,15,15,15	0
56	MG	BA	3212	1/1	0.99	0.03	17,17,17,17	0
56	MG	BA	3328	1/1	0.99	0.07	2,2,2,2	0
56	MG	AA	1766	1/1	0.99	0.09	18,18,18,18	0
56	MG	AA	1839	1/1	0.99	0.12	39,39,39,39	0
56	MG	BA	3634	1/1	0.99	0.17	18,18,18,18	0
56	MG	BB	203	1/1	0.99	0.07	22,22,22,22	0
56	MG	AA	1706	1/1	0.99	0.07	26,26,26,26	0
56	MG	BA	3332	1/1	0.99	0.12	9,9,9,9	0
56	MG	AA	1841	1/1	0.99	0.05	24,24,24,24	0
56	MG	BA	3471	1/1	0.99	0.08	17,17,17,17	0
56	MG	CA	1733	1/1	0.99	0.22	52,52,52,52	0
56	MG	AD	302	1/1	0.99	0.04	13,13,13,13	0
56	MG	DA	3071	1/1	0.99	0.19	31,31,31,31	0
56	MG	DA	3378	1/1	0.99	0.06	17,17,17,17	0
56	MG	DA	3726	1/1	0.99	0.33	34,34,34,34	0
56	MG	CA	1735	1/1	0.99	0.19	20,20,20,20	0
56	MG	BB	209	1/1	0.99	0.06	26,26,26,26	0

*Continued on next page...*

*Continued from previous page...*

Mol	Type	Chain	Res	Atoms	RSCC	RSR	B-factors( $\text{\AA}^2$ )	Q<0.9
56	MG	BA	3335	1/1	0.99	0.06	4,4,4,4	0
56	MG	DA	3075	1/1	0.99	0.17	8,8,8,8	0
56	MG	DA	3383	1/1	0.99	0.06	10,10,10,10	0
56	MG	AA	1801	1/1	0.99	0.04	21,21,21,21	0
56	MG	DA	3733	1/1	0.99	0.08	19,19,19,19	0
56	MG	AA	1843	1/1	0.99	0.07	28,28,28,28	0
56	MG	CA	1960	1/1	0.99	0.12	26,26,26,26	0
56	MG	AA	1617	1/1	0.99	0.06	0,0,0,0	0
56	MG	DA	3737	1/1	0.99	0.23	56,56,56,56	0
56	MG	DA	3388	1/1	0.99	0.06	3,3,3,3	0
56	MG	DA	3739	1/1	0.99	0.12	20,20,20,20	0
56	MG	DA	3080	1/1	0.99	0.16	23,23,23,23	0
56	MG	AA	1769	1/1	0.99	0.04	47,47,47,47	0
56	MG	DA	3742	1/1	0.99	0.35	2,2,2,2	0
56	MG	BA	3478	1/1	0.99	0.08	10,10,10,10	0
56	MG	DA	3392	1/1	0.99	0.06	4,4,4,4	0
56	MG	BB	216	1/1	0.99	0.07	51,51,51,51	0
56	MG	AA	1610	1/1	0.99	0.22	23,23,23,23	0
56	MG	BA	3223	1/1	0.99	0.20	9,9,9,9	0
56	MG	AA	1709	1/1	0.99	0.15	15,15,15,15	0
56	MG	DA	3087	1/1	0.99	0.18	27,27,27,27	0
56	MG	DA	3398	1/1	0.99	0.13	26,26,26,26	0
56	MG	BA	3044	1/1	0.99	0.15	18,18,18,18	0
56	MG	DA	3089	1/1	0.99	0.19	30,30,30,30	0
56	MG	BA	3226	1/1	0.99	0.12	24,24,24,24	0
56	MG	BA	3485	1/1	0.99	0.13	12,12,12,12	0
56	MG	AA	1772	1/1	0.99	0.06	17,17,17,17	0
56	MG	BB	224	1/1	0.99	0.24	25,25,25,25	0
56	MG	DA	3094	1/1	0.99	0.14	13,13,13,13	0
56	MG	BA	3228	1/1	0.99	0.05	0,0,0,0	0
56	MG	DB	201	1/1	0.99	0.08	14,14,14,14	0
56	MG	BA	3046	1/1	0.99	0.07	20,20,20,20	0
56	MG	DA	3097	1/1	0.99	0.08	5,5,5,5	0
56	MG	DA	3098	1/1	0.99	0.07	1,1,1,1	0
56	MG	DA	3410	1/1	0.99	0.14	17,17,17,17	0
56	MG	CA	1975	1/1	0.99	0.21	32,32,32,32	0
56	MG	AA	1773	1/1	0.99	0.04	26,26,26,26	0
56	MG	CA	1755	1/1	0.99	0.09	31,31,31,31	0
56	MG	BD	302	1/1	0.99	0.14	2,2,2,2	0
56	MG	AA	1808	1/1	0.99	0.07	23,23,23,23	0
56	MG	DB	211	1/1	0.99	0.04	15,15,15,15	0
56	MG	DA	3416	1/1	0.99	0.08	26,26,26,26	0

*Continued on next page...*

*Continued from previous page...*

Mol	Type	Chain	Res	Atoms	RSCC	RSR	B-factors( $\text{\AA}^2$ )	Q<0.9
56	MG	BA	3132	1/1	0.99	0.15	21,21,21,21	0
56	MG	AA	1710	1/1	0.99	0.05	1,1,1,1	0
56	MG	DA	3419	1/1	0.99	0.08	33,33,33,33	0
56	MG	BF	303	1/1	0.99	0.24	37,37,37,37	0
56	MG	BA	3493	1/1	0.99	0.05	17,17,17,17	0
56	MG	AA	1810	1/1	0.99	0.09	24,24,24,24	0
56	MG	BA	3051	1/1	0.99	0.22	16,16,16,16	0
56	MG	DA	3424	1/1	0.99	0.08	22,22,22,22	0
56	MG	DA	3111	1/1	0.99	0.09	6,6,6,6	0
56	MG	BA	3052	1/1	0.99	0.06	0,0,0,0	0
56	MG	DA	3427	1/1	0.99	0.10	7,7,7,7	0
56	MG	BA	3497	1/1	0.99	0.07	2,2,2,2	0
56	MG	AA	1853	1/1	0.99	0.06	12,12,12,12	0
56	MG	BA	3238	1/1	0.99	0.17	14,14,14,14	0
56	MG	AH	202	1/1	0.99	0.17	41,41,41,41	0
56	MG	BI	202	1/1	0.99	0.06	29,29,29,29	0
57	ZN	AD	301	1/1	0.99	0.21	46,46,46,46	0
56	MG	BA	3501	1/1	0.99	0.07	60,60,60,60	0
56	MG	AA	1711	1/1	0.99	0.05	17,17,17,17	0
56	MG	DA	3120	1/1	0.99	0.27	23,23,23,23	0
56	MG	DA	3161	1/1	1.00	0.25	1,1,1,1	0
56	MG	BA	3118	1/1	1.00	0.17	20,20,20,20	0
56	MG	BA	3482	1/1	1.00	0.05	11,11,11,11	0
56	MG	DA	3107	1/1	1.00	0.06	16,16,16,16	0
56	MG	AA	1632	1/1	1.00	0.08	5,5,5,5	0
56	MG	BA	3135	1/1	1.00	0.05	13,13,13,13	0
56	MG	DP	204	1/1	1.00	0.07	3,3,3,3	0
56	MG	BA	3023	1/1	1.00	0.10	2,2,2,2	0
56	MG	BA	3305	1/1	1.00	0.09	5,5,5,5	0

## 6.5 Other polymers [\(i\)](#)

There are no such residues in this entry.