



Full wwPDB X-ray Structure Validation Report ⓘ

Sep 14, 2023 – 09:59 AM EDT

PDB ID : 4V43
Title : Structural and mechanistic basis for allostery in the bacterial chaperonin GroEL
Authors : Wang, J.
Deposited on : 2002-01-02
Resolution : 3.52 Å (reported)

This is a Full wwPDB X-ray Structure Validation Report for a publicly released PDB entry.

We welcome your comments at validation@mail.wwpdb.org

A user guide is available at

<https://www.wwpdb.org/validation/2017/XrayValidationReportHelp>

with specific help available everywhere you see the ⓘ symbol.

The types of validation reports are described at

<http://www.wwpdb.org/validation/2017/FAQs#types>.

The following versions of software and data (see [references ⓘ](#)) were used in the production of this report:

MolProbity : 4.02b-467
Xtriage (Phenix) : 1.13
EDS : 2.35.1
Percentile statistics : 20191225.v01 (using entries in the PDB archive December 25th 2019)
Refmac : 5.8.0158
CCP4 : 7.0.044 (Gargrove)
Ideal geometry (proteins) : Engh & Huber (2001)
Ideal geometry (DNA, RNA) : Parkinson et al. (1996)
Validation Pipeline (wwPDB-VP) : 2.35.1

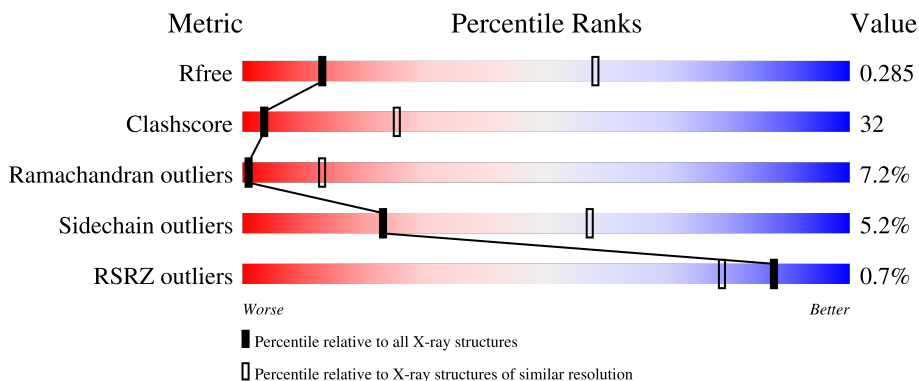
1 Overall quality at a glance

The following experimental techniques were used to determine the structure:

X-RAY DIFFRACTION

The reported resolution of this entry is 3.52 Å.

Percentile scores (ranging between 0-100) for global validation metrics of the entry are shown in the following graphic. The table shows the number of entries on which the scores are based.



Metric	Whole archive (#Entries)	Similar resolution (#Entries, resolution range(Å))
R_{free}	130704	1161 (3.60-3.44)
Clashscore	141614	1244 (3.60-3.44)
Ramachandran outliers	138981	1206 (3.60-3.44)
Sidechain outliers	138945	1207 (3.60-3.44)
RSRZ outliers	127900	1080 (3.60-3.44)

The table below summarises the geometric issues observed across the polymeric chains and their fit to the electron density. The red, orange, yellow and green segments of the lower bar indicate the fraction of residues that contain outliers for ≥ 3 , 2, 1 and 0 types of geometric quality criteria respectively. A grey segment represents the fraction of residues that are not modelled. The numeric value for each fraction is indicated below the corresponding segment, with a dot representing fractions $\leq 5\%$. The upper red bar (where present) indicates the fraction of residues that have poor fit to the electron density. The numeric value is given above the bar.

Mol	Chain	Length	Quality of chain
1	1	547	
1	2	547	
1	A	547	
1	B	547	
1	C	547	

Continued on next page...

Continued from previous page...

Mol	Chain	Length	Quality of chain
1	D	547	47% 43% 6% .
1	E	547	% 48% 42% 6% .
1	F	547	% 47% 43% 6% .
1	G	547	% 47% 43% 6% .
1	H	547	% 47% 43% 7% .
1	I	547	48% 42% 6% . .
1	J	547	48% 41% 6% .
1	K	547	48% 42% 5% .
1	L	547	% 45% 44% 6% .
1	M	547	46% 43% 7% .
1	N	547	47% 43% 6% .
1	O	547	% 46% 43% 6% .
1	P	547	47% 43% 6% .
1	Q	547	% 46% 43% 6% .
1	R	547	% 48% 42% 6% .
1	S	547	% 48% 42% 5% .
1	T	547	% 47% 43% 6% .
1	U	547	% 46% 43% 6% .
1	V	547	47% 43% 6% .
1	W	547	% 45% 44% 7% .
1	X	547	46% 44% 5% .
1	Y	547	47% 43% 6% .
1	Z	547	2% 46% 44% 6% .

2 Entry composition

There is only 1 type of molecule in this entry. The entry contains 107996 atoms, of which 0 are hydrogens and 0 are deuteriums.

In the tables below, the ZeroOcc column contains the number of atoms modelled with zero occupancy, the AltConf column contains the number of residues with at least one atom in alternate conformation and the Trace column contains the number of residues modelled with at most 2 atoms.

- Molecule 1 is a protein called GROEL PROTEIN.

Mol	Chain	Residues	Atoms					ZeroOcc	AltConf	Trace
			Total	C	N	O	S			
1	A	525	3857	2400	667	770	20	0	0	0
1	B	525	3857	2400	667	770	20	0	0	0
1	C	525	3857	2400	667	770	20	0	0	0
1	D	525	3857	2400	667	770	20	0	0	0
1	E	525	3857	2400	667	770	20	0	0	0
1	F	525	3857	2400	667	770	20	0	0	0
1	G	525	3857	2400	667	770	20	0	0	0
1	H	525	3857	2400	667	770	20	0	0	0
1	I	525	3857	2400	667	770	20	0	0	0
1	J	525	3857	2400	667	770	20	0	0	0
1	K	525	3857	2400	667	770	20	0	0	0
1	L	525	3857	2400	667	770	20	0	0	0
1	M	525	3857	2400	667	770	20	0	0	0
1	N	525	3857	2400	667	770	20	0	0	0
1	O	525	3857	2400	667	770	20	0	0	0
1	P	525	3857	2400	667	770	20	0	0	0

Continued on next page...

Continued from previous page...

Mol	Chain	Residues	Atoms					ZeroOcc	AltConf	Trace
			Total	C	N	O	S			
1	Q	525	3857	2400	667	770	20	0	0	0
1	R	525	3857	2400	667	770	20	0	0	0
1	S	525	3857	2400	667	770	20	0	0	0
1	T	525	3857	2400	667	770	20	0	0	0
1	U	525	3857	2400	667	770	20	0	0	0
1	V	525	3857	2400	667	770	20	0	0	0
1	W	525	3857	2400	667	770	20	0	0	0
1	X	525	3857	2400	667	770	20	0	0	0
1	Y	525	3857	2400	667	770	20	0	0	0
1	Z	525	3857	2400	667	770	20	0	0	0
1	1	525	3857	2400	667	770	20	0	0	0
1	2	525	3857	2400	667	770	20	0	0	0

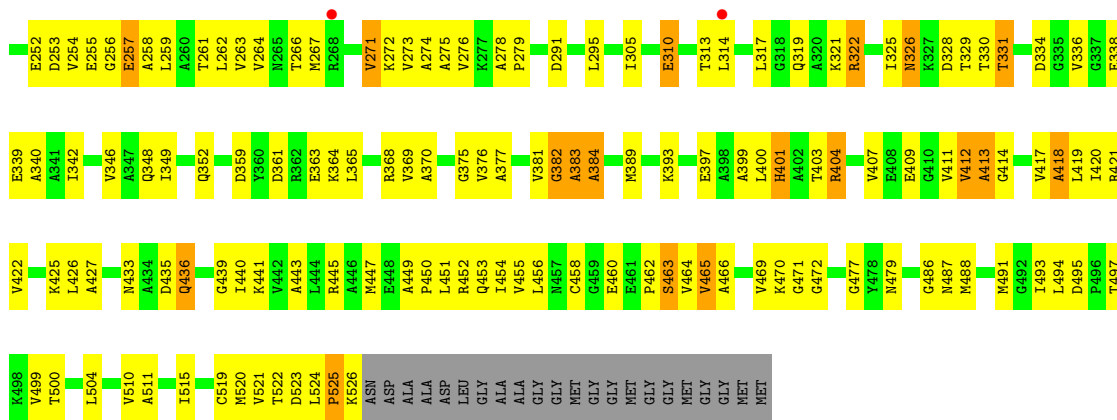
There are 56 discrepancies between the modelled and reference sequences:

Chain	Residue	Modelled	Actual	Comment	Reference
A	398	ALA	ASP	SEE REMARK 999	UNP P0A6F5
A	434	ALA	GLU	SEE REMARK 999	UNP P0A6F5
B	398	ALA	ASP	SEE REMARK 999	UNP P0A6F5
B	434	ALA	GLU	SEE REMARK 999	UNP P0A6F5
C	398	ALA	ASP	SEE REMARK 999	UNP P0A6F5
C	434	ALA	GLU	SEE REMARK 999	UNP P0A6F5
D	398	ALA	ASP	SEE REMARK 999	UNP P0A6F5
D	434	ALA	GLU	SEE REMARK 999	UNP P0A6F5
E	398	ALA	ASP	SEE REMARK 999	UNP P0A6F5
E	434	ALA	GLU	SEE REMARK 999	UNP P0A6F5
F	398	ALA	ASP	SEE REMARK 999	UNP P0A6F5
F	434	ALA	GLU	SEE REMARK 999	UNP P0A6F5
G	398	ALA	ASP	SEE REMARK 999	UNP P0A6F5
G	434	ALA	GLU	SEE REMARK 999	UNP P0A6F5
H	398	ALA	ASP	SEE REMARK 999	UNP P0A6F5

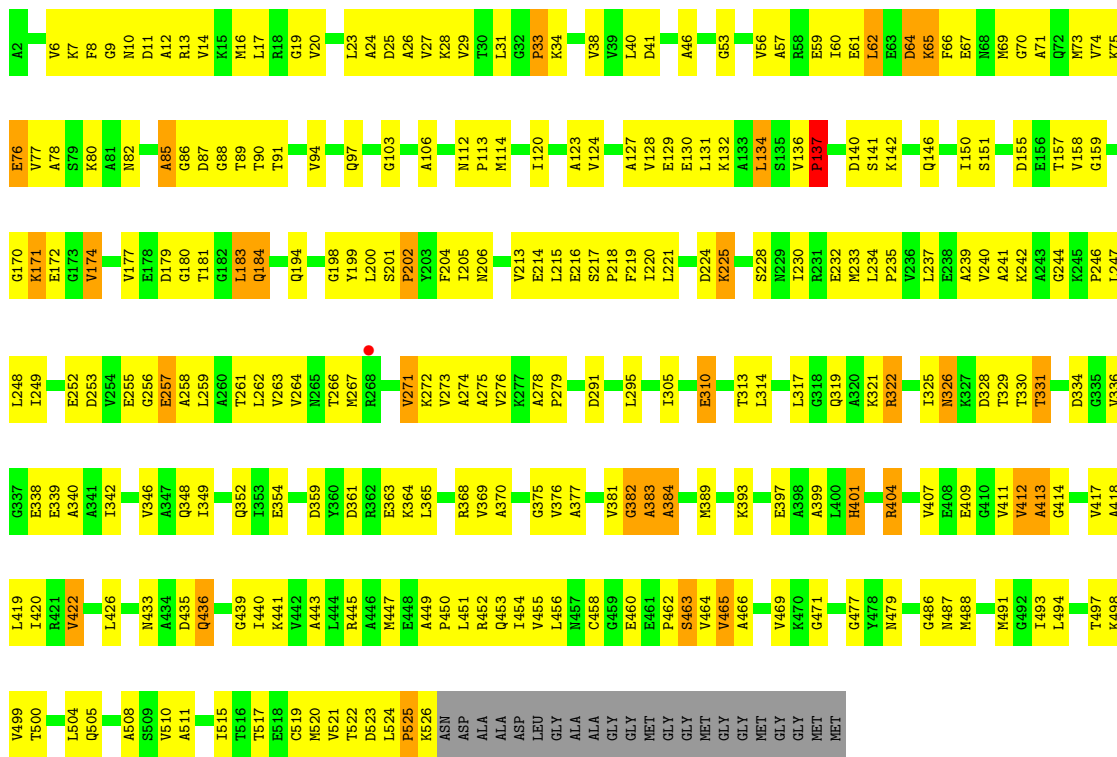
Continued on next page...

Continued from previous page...

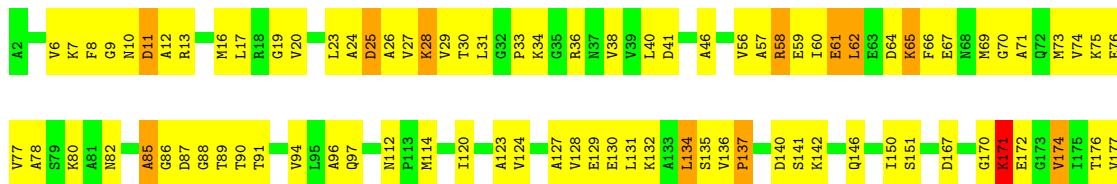
Chain	Residue	Modelled	Actual	Comment	Reference
H	434	ALA	GLU	SEE REMARK 999	UNP P0A6F5
I	398	ALA	ASP	SEE REMARK 999	UNP P0A6F5
I	434	ALA	GLU	SEE REMARK 999	UNP P0A6F5
J	398	ALA	ASP	SEE REMARK 999	UNP P0A6F5
J	434	ALA	GLU	SEE REMARK 999	UNP P0A6F5
K	398	ALA	ASP	SEE REMARK 999	UNP P0A6F5
K	434	ALA	GLU	SEE REMARK 999	UNP P0A6F5
L	398	ALA	ASP	SEE REMARK 999	UNP P0A6F5
L	434	ALA	GLU	SEE REMARK 999	UNP P0A6F5
M	398	ALA	ASP	SEE REMARK 999	UNP P0A6F5
M	434	ALA	GLU	SEE REMARK 999	UNP P0A6F5
N	398	ALA	ASP	SEE REMARK 999	UNP P0A6F5
N	434	ALA	GLU	SEE REMARK 999	UNP P0A6F5
O	398	ALA	ASP	SEE REMARK 999	UNP P0A6F5
O	434	ALA	GLU	SEE REMARK 999	UNP P0A6F5
P	398	ALA	ASP	SEE REMARK 999	UNP P0A6F5
P	434	ALA	GLU	SEE REMARK 999	UNP P0A6F5
Q	398	ALA	ASP	SEE REMARK 999	UNP P0A6F5
Q	434	ALA	GLU	SEE REMARK 999	UNP P0A6F5
R	398	ALA	ASP	SEE REMARK 999	UNP P0A6F5
R	434	ALA	GLU	SEE REMARK 999	UNP P0A6F5
S	398	ALA	ASP	SEE REMARK 999	UNP P0A6F5
S	434	ALA	GLU	SEE REMARK 999	UNP P0A6F5
T	398	ALA	ASP	SEE REMARK 999	UNP P0A6F5
T	434	ALA	GLU	SEE REMARK 999	UNP P0A6F5
U	398	ALA	ASP	SEE REMARK 999	UNP P0A6F5
U	434	ALA	GLU	SEE REMARK 999	UNP P0A6F5
V	398	ALA	ASP	SEE REMARK 999	UNP P0A6F5
V	434	ALA	GLU	SEE REMARK 999	UNP P0A6F5
W	398	ALA	ASP	SEE REMARK 999	UNP P0A6F5
W	434	ALA	GLU	SEE REMARK 999	UNP P0A6F5
X	398	ALA	ASP	SEE REMARK 999	UNP P0A6F5
X	434	ALA	GLU	SEE REMARK 999	UNP P0A6F5
Y	398	ALA	ASP	SEE REMARK 999	UNP P0A6F5
Y	434	ALA	GLU	SEE REMARK 999	UNP P0A6F5
Z	398	ALA	ASP	SEE REMARK 999	UNP P0A6F5
Z	434	ALA	GLU	SEE REMARK 999	UNP P0A6F5
1	398	ALA	ASP	SEE REMARK 999	UNP P0A6F5
1	434	ALA	GLU	SEE REMARK 999	UNP P0A6F5
2	398	ALA	ASP	SEE REMARK 999	UNP P0A6F5
2	434	ALA	GLU	SEE REMARK 999	UNP P0A6F5

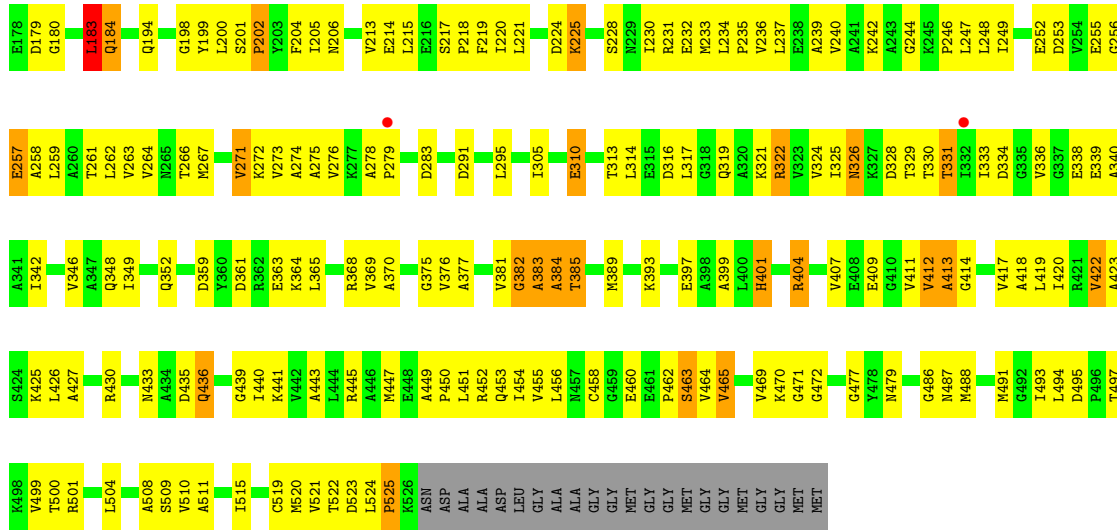


• Molecule 1: GROEL PROTEIN

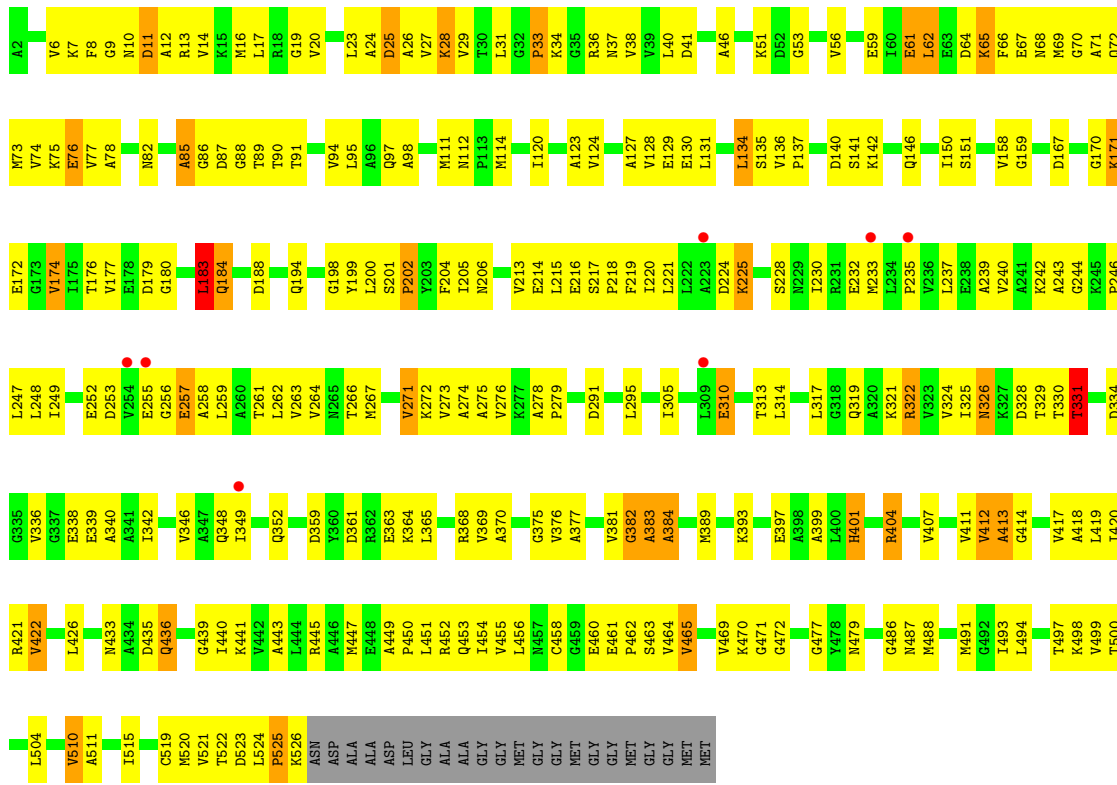


• Molecule 1: GROEL PROTEIN

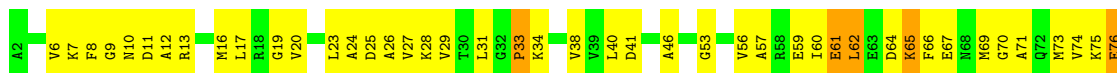


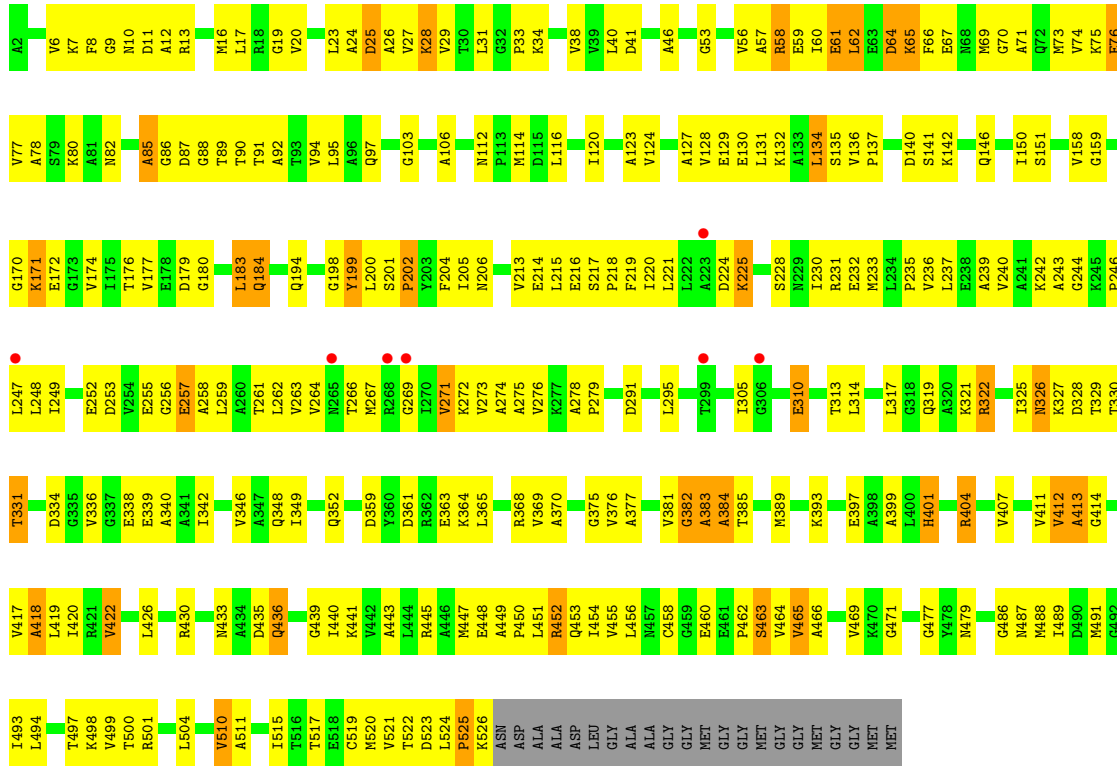


• Molecule 1: GROEL PROTEIN

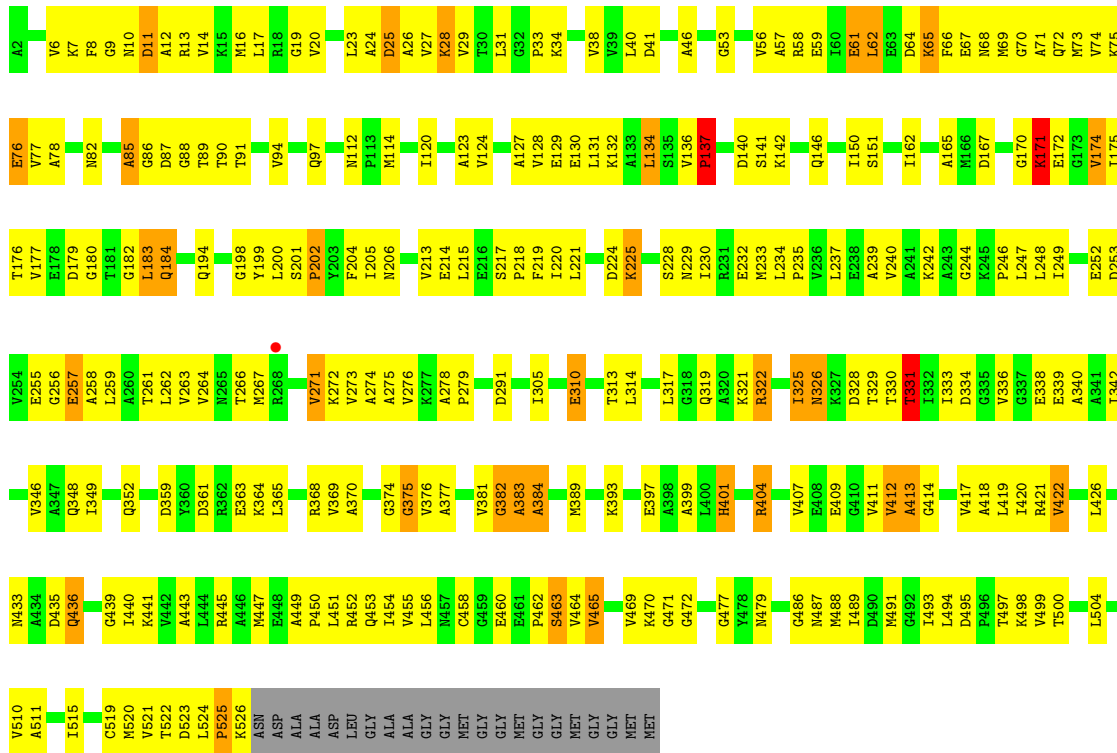


• Molecule 1: GROEL PROTEIN



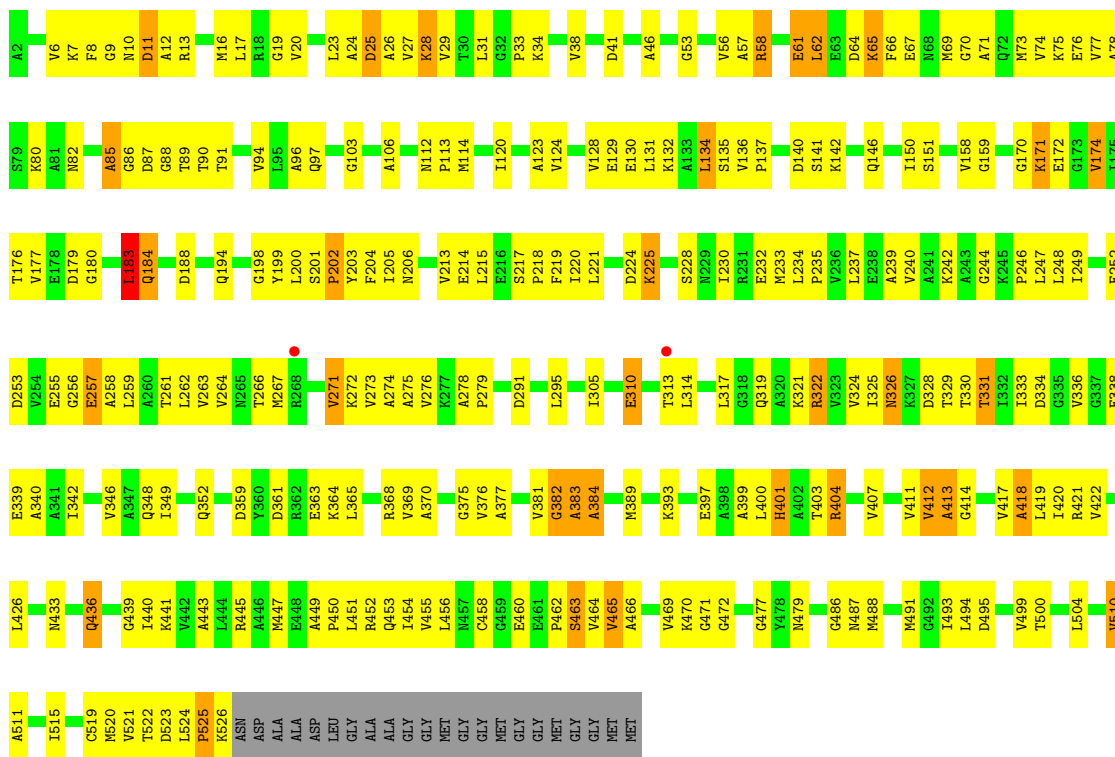


• Molecule 1: GROEL PROTEIN



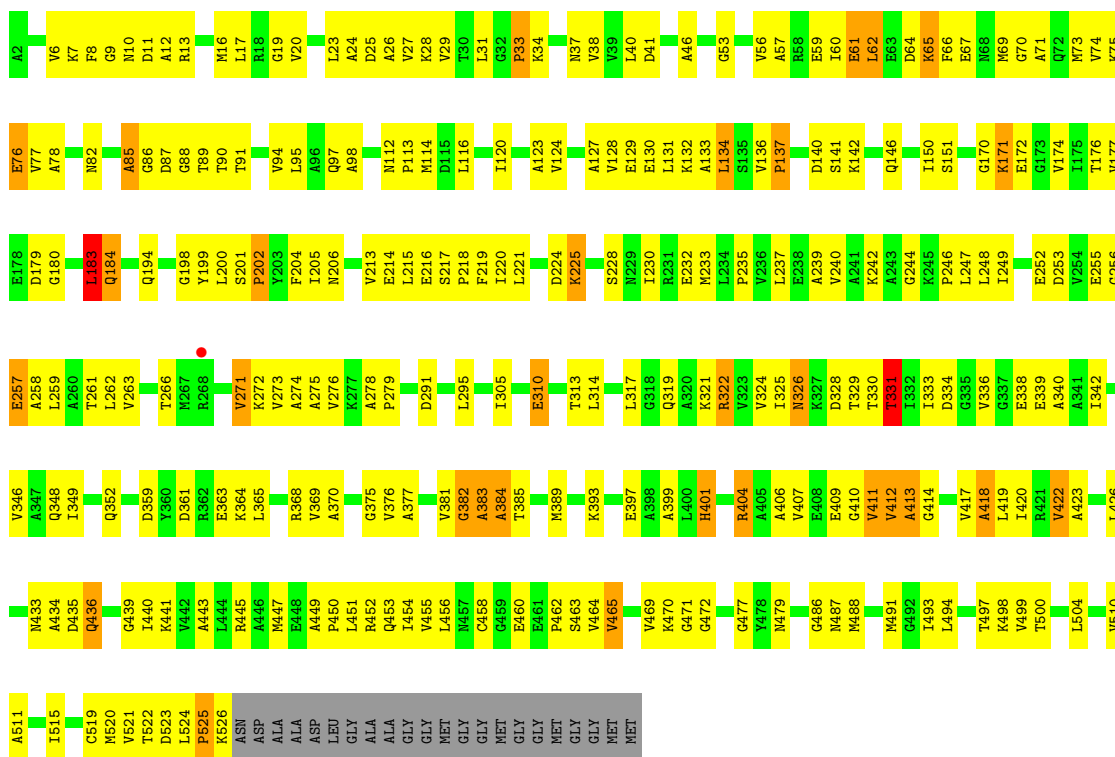
• Molecule 1: GROEL PROTEIN


Chain J: 48% 41% 6%



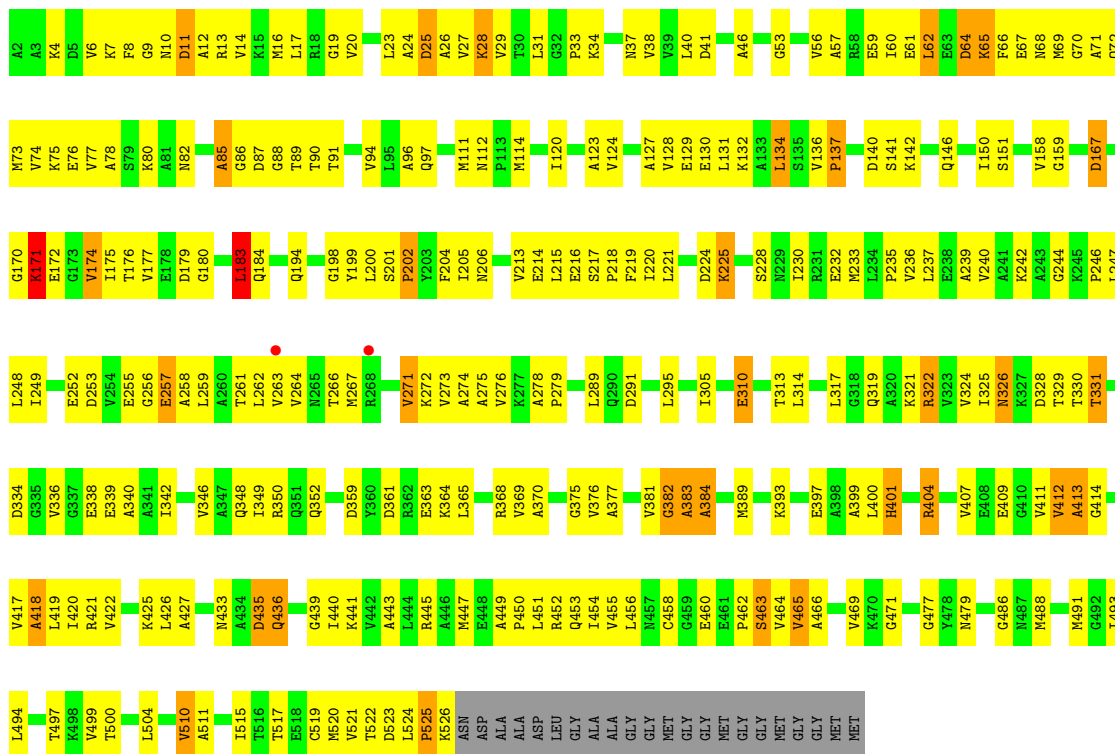
• Molecule 1: GROEL PROTEIN

Chain K: 48% 42% 5%

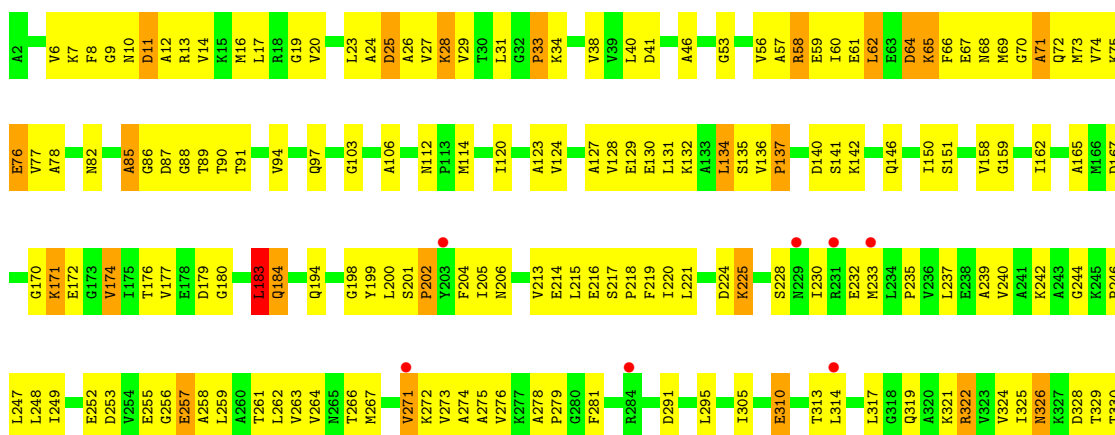


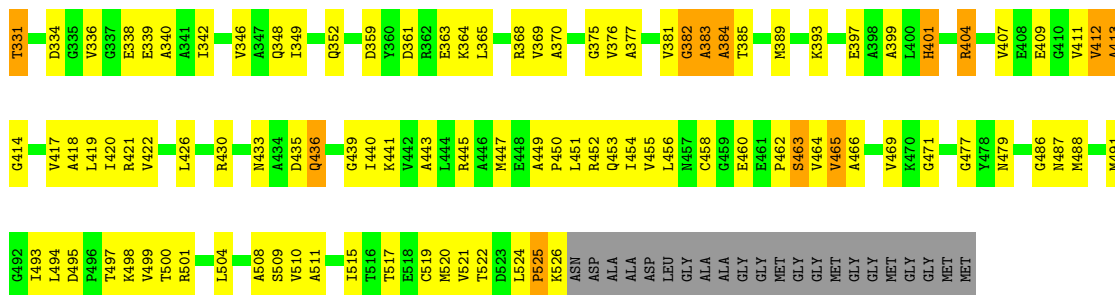


• Molecule 1: GROEL PROTEIN

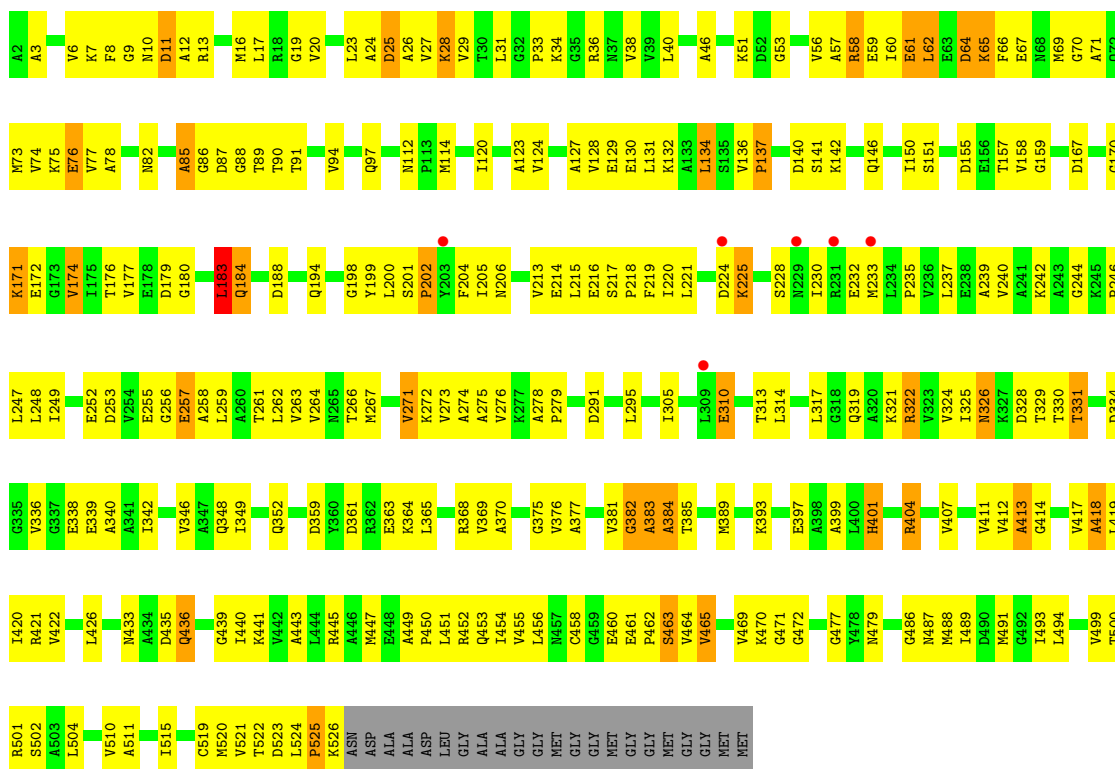


• Molecule 1: GROEL PROTEIN

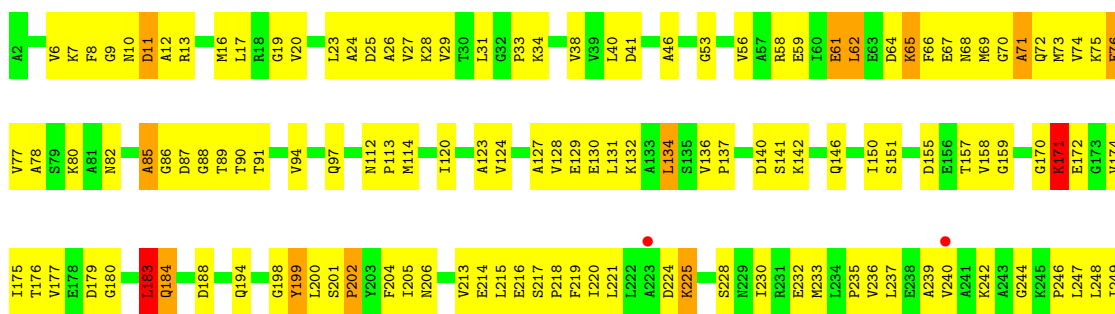


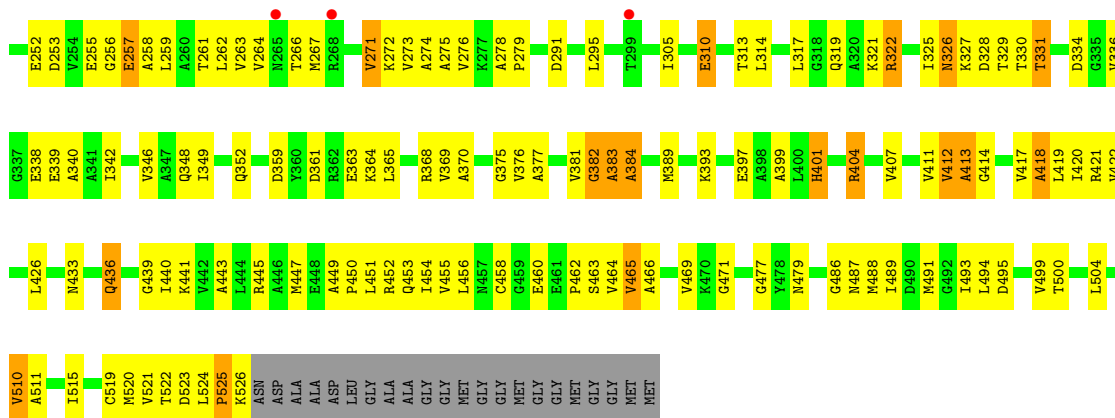


• Molecule 1: GROEL PROTEIN

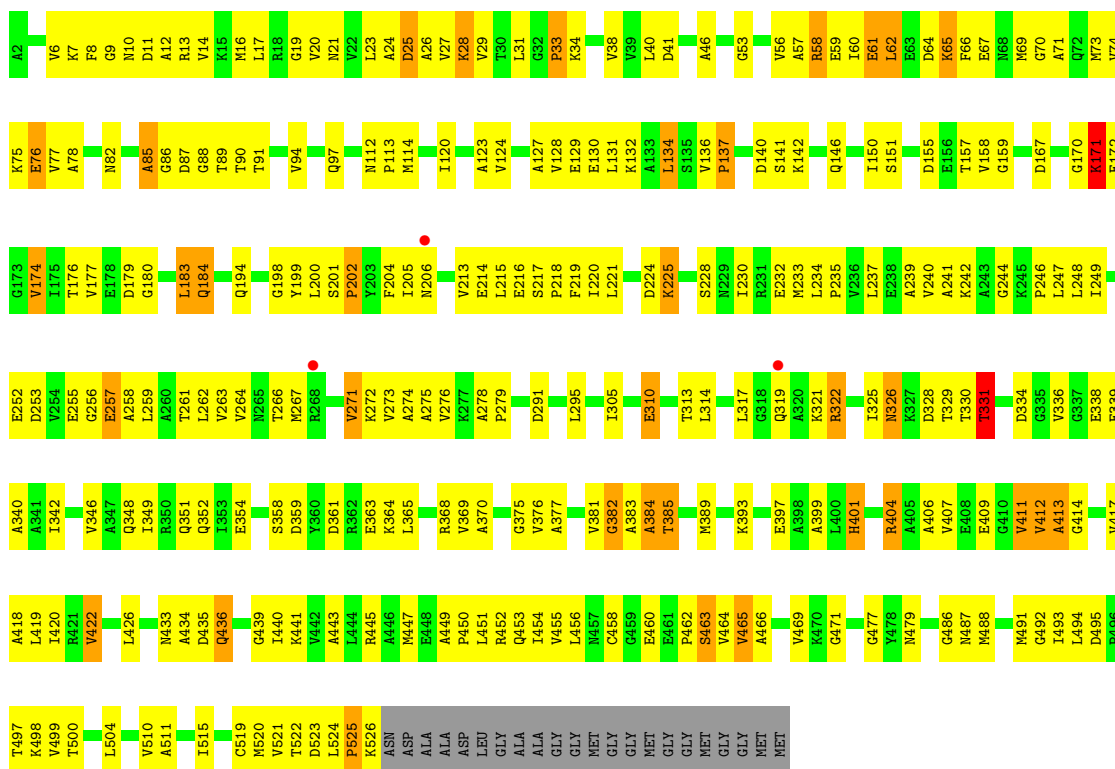


• Molecule 1: GROEL PROTEIN

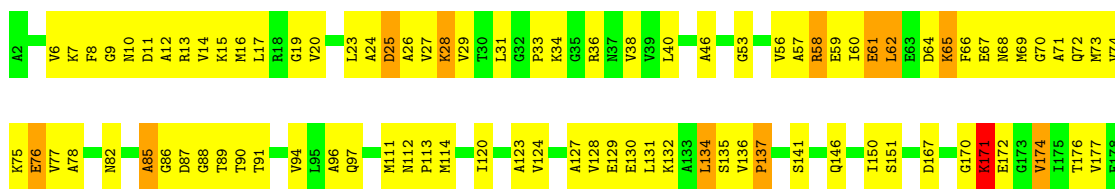


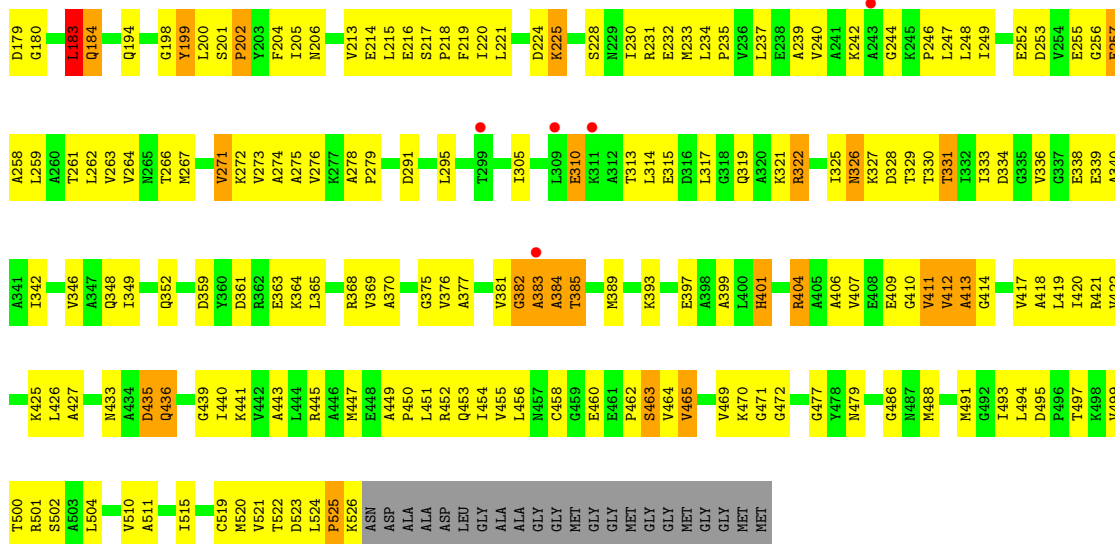


• Molecule 1: GROEL PROTEIN

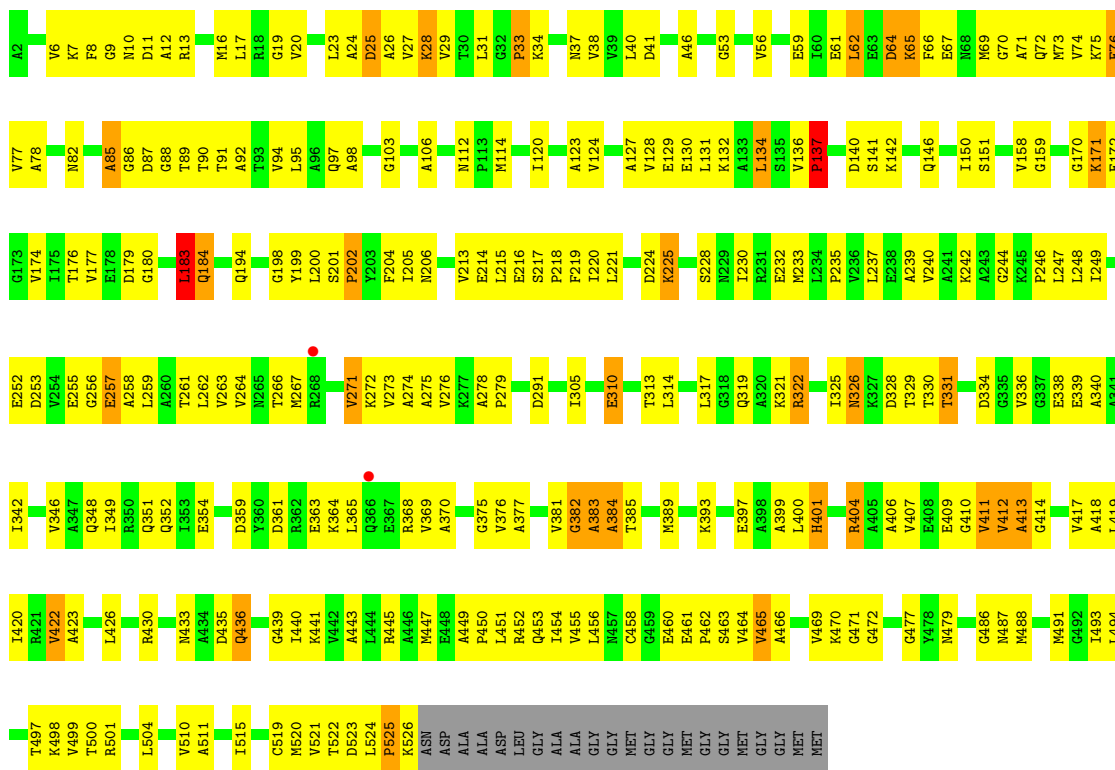


• Molecule 1: GROEL PROTEIN

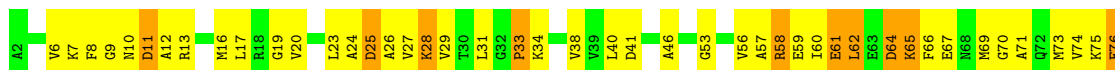


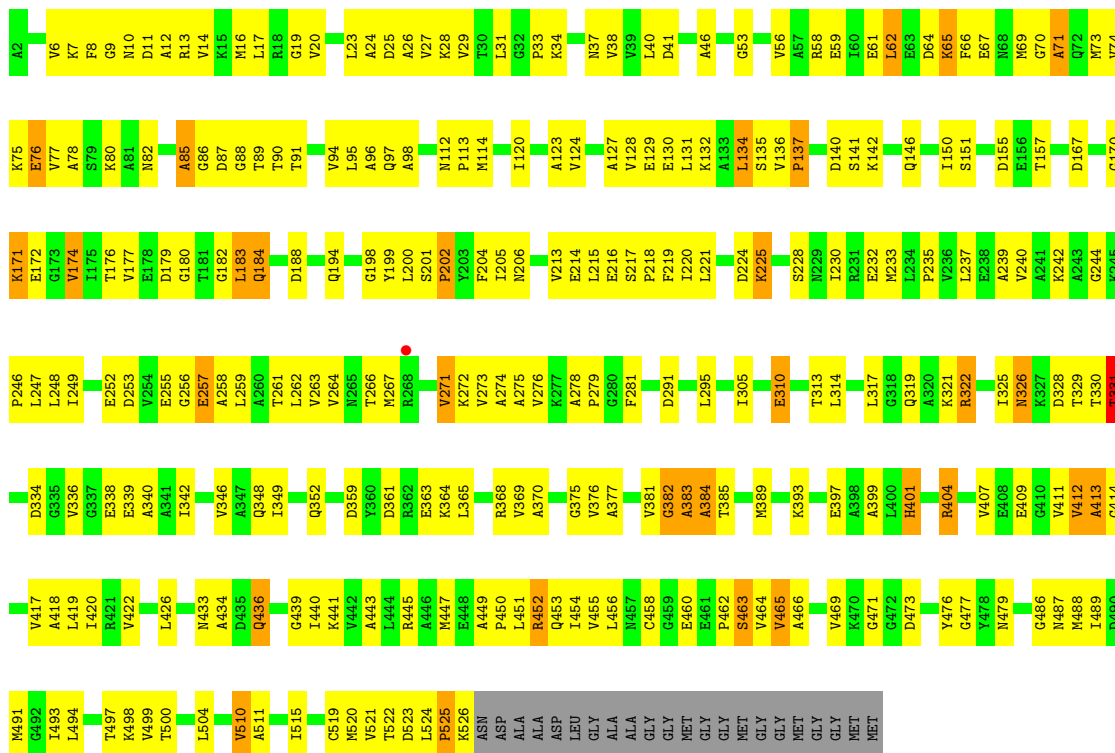


• Molecule 1: GROEL PROTEIN

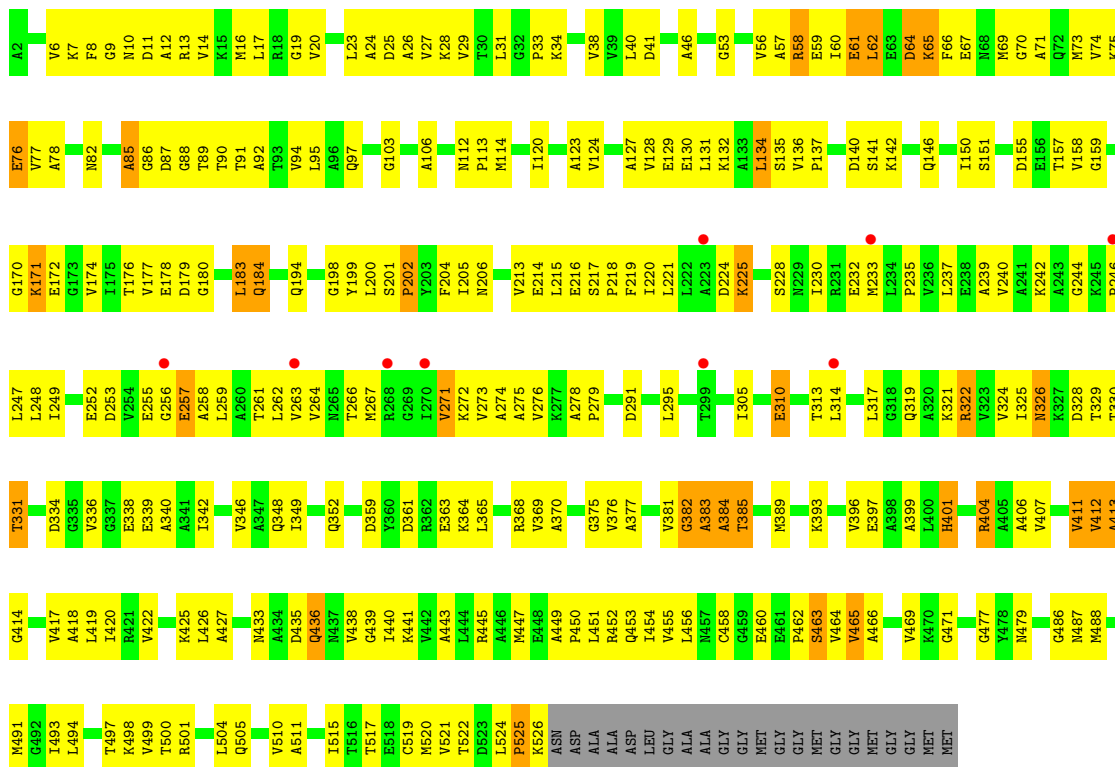


• Molecule 1: GROEL PROTEIN





• Molecule 1: GROEL PROTEIN



• Molecule 1: GROEL PROTEIN

4 Data and refinement statistics

Property	Value	Source
Space group	P 1 21 1	Depositor
Cell constants a, b, c, α , β , γ	137.67Å 264.24Å 294.80Å 90.00° 92.39° 90.00°	Depositor
Resolution (Å)	20.00 – 3.52 30.25 – 3.52	Depositor EDS
% Data completeness (in resolution range)	76.5 (20.00-3.52) 76.5 (30.25-3.52)	Depositor EDS
R_{merge}	0.11	Depositor
R_{sym}	(Not available)	Depositor
$\langle I/\sigma(I) \rangle$ ¹	1.87 (at 3.56Å)	Xtrriage
Refinement program	CNS	Depositor
R, R_{free}	0.291 , 0.298 0.280 , 0.285	Depositor DCC
R_{free} test set	9897 reflections (4.98%)	wwPDB-VP
Wilson B-factor (Å ²)	61.4	Xtrriage
Anisotropy	0.684	Xtrriage
Bulk solvent k_{sol} (e/Å ³), B_{sol} (Å ²)	0.27 , 8.4	EDS
L-test for twinning ²	$\langle L \rangle = 0.46$, $\langle L^2 \rangle = 0.28$	Xtrriage
Estimated twinning fraction	0.069 for h,-k,-l	Xtrriage
F_o, F_c correlation	0.85	EDS
Total number of atoms	107996	wwPDB-VP
Average B, all atoms (Å ²)	80.0	wwPDB-VP

Xtrriage's analysis on translational NCS is as follows: *The largest off-origin peak in the Patterson function is 4.03% of the height of the origin peak. No significant pseudotranslation is detected.*

¹Intensities estimated from amplitudes.

²Theoretical values of $\langle |L| \rangle$, $\langle L^2 \rangle$ for acentric reflections are 0.5, 0.333 respectively for untwinned datasets, and 0.375, 0.2 for perfectly twinned datasets.

5 Model quality

5.1 Standard geometry

The Z score for a bond length (or angle) is the number of standard deviations the observed value is removed from the expected value. A bond length (or angle) with $|Z| > 5$ is considered an outlier worth inspection. RMSZ is the root-mean-square of all Z scores of the bond lengths (or angles).

Mol	Chain	Bond lengths		Bond angles	
		RMSZ	# Z >5	RMSZ	# Z >5
1	1	0.51	0/3885	0.67	0/5245
1	2	0.49	0/3885	0.66	0/5245
1	A	0.46	0/3885	0.65	0/5245
1	B	0.48	0/3885	0.65	0/5245
1	C	0.48	0/3885	0.66	0/5245
1	D	0.48	0/3885	0.65	0/5245
1	E	0.47	0/3885	0.66	0/5245
1	F	0.47	0/3885	0.66	0/5245
1	G	0.47	0/3885	0.66	0/5245
1	H	0.48	0/3885	0.66	0/5245
1	I	0.51	0/3885	0.68	0/5245
1	J	0.48	0/3885	0.66	0/5245
1	K	0.49	0/3885	0.66	0/5245
1	L	0.49	0/3885	0.66	0/5245
1	M	0.53	0/3885	0.68	0/5245
1	N	0.52	0/3885	0.67	0/5245
1	O	0.47	0/3885	0.66	0/5245
1	P	0.47	0/3885	0.66	0/5245
1	Q	0.48	0/3885	0.66	0/5245
1	R	0.45	0/3885	0.65	0/5245
1	S	0.47	0/3885	0.65	0/5245
1	T	0.47	0/3885	0.65	0/5245
1	U	0.47	0/3885	0.65	0/5245
1	V	0.50	0/3885	0.67	0/5245
1	W	0.48	0/3885	0.66	0/5245
1	X	0.54	0/3885	0.67	0/5245
1	Y	0.51	0/3885	0.67	0/5245
1	Z	0.47	0/3885	0.66	0/5245
All	All	0.49	0/108780	0.66	0/146860

Chiral center outliers are detected by calculating the chiral volume of a chiral center and verifying if the center is modelled as a planar moiety or with the opposite hand. A planarity outlier is detected by checking planarity of atoms in a peptide group, atoms in a mainchain group or atoms of a sidechain that are expected to be planar.

Mol	Chain	#Chirality outliers	#Planarity outliers
1	Y	0	1

There are no bond length outliers.

There are no bond angle outliers.

There are no chirality outliers.

All (1) planarity outliers are listed below:

Mol	Chain	Res	Type	Group
1	Y	476	TYR	Sidechain

5.2 Too-close contacts [i](#)

In the following table, the Non-H and H(model) columns list the number of non-hydrogen atoms and hydrogen atoms in the chain respectively. The H(added) column lists the number of hydrogen atoms added and optimized by MolProbity. The Clashes column lists the number of clashes within the asymmetric unit, whereas Symm-Clashes lists symmetry-related clashes.

Mol	Chain	Non-H	H(model)	H(added)	Clashes	Symm-Clashes
1	1	3857	0	3989	260	0
1	2	3857	0	3989	255	0
1	A	3857	0	3989	264	0
1	B	3857	0	3989	252	0
1	C	3857	0	3989	251	1
1	D	3857	0	3989	261	2
1	E	3857	0	3989	248	0
1	F	3857	0	3989	244	1
1	G	3857	0	3989	261	0
1	H	3857	0	3989	261	0
1	I	3857	0	3989	246	0
1	J	3857	0	3989	254	0
1	K	3857	0	3989	258	0
1	L	3857	0	3989	265	0
1	M	3857	0	3989	259	0
1	N	3857	0	3989	258	0
1	O	3857	0	3989	262	0
1	P	3857	0	3989	254	2
1	Q	3857	0	3989	260	0
1	R	3857	0	3989	246	0
1	S	3857	0	3989	244	0
1	T	3857	0	3989	254	2
1	U	3857	0	3989	264	0

Continued on next page...

Continued from previous page...

Mol	Chain	Non-H	H(model)	H(added)	Clashes	Symm-Clashes
1	V	3857	0	3989	258	0
1	W	3857	0	3989	265	2
1	X	3857	0	3989	259	0
1	Y	3857	0	3989	260	0
1	Z	3857	0	3989	261	0
All	All	107996	0	111692	7010	5

The all-atom clashscore is defined as the number of clashes found per 1000 atoms (including hydrogen atoms). The all-atom clashscore for this structure is 32.

All (7010) close contacts within the same asymmetric unit are listed below, sorted by their clash magnitude.

Atom-1	Atom-2	Interatomic distance (Å)	Clash overlap (Å)
1:E:230:ILE:HD12	1:E:261:THR:HG21	1.32	1.10
1:W:230:ILE:HD12	1:W:261:THR:HG21	1.33	1.10
1:D:230:ILE:HD12	1:D:261:THR:HG21	1.33	1.10
1:P:230:ILE:HD12	1:P:261:THR:HG21	1.33	1.10
1:C:230:ILE:HD12	1:C:261:THR:HG21	1.32	1.10
1:A:183:LEU:H	1:A:383:ALA:HB3	1.16	1.09
1:G:230:ILE:HD12	1:G:261:THR:HG21	1.32	1.09
1:K:230:ILE:HD12	1:K:261:THR:HG21	1.33	1.09
1:L:230:ILE:HD12	1:L:261:THR:HG21	1.33	1.09
1:I:230:ILE:HD12	1:I:261:THR:HG21	1.34	1.09
1:M:230:ILE:HD12	1:M:261:THR:HG21	1.33	1.09
1:U:183:LEU:H	1:U:383:ALA:HB3	1.18	1.09
1:Y:183:LEU:H	1:Y:383:ALA:HB3	1.19	1.08
1:Q:183:LEU:H	1:Q:383:ALA:HB3	1.17	1.08
1:T:183:LEU:H	1:T:383:ALA:HB3	1.17	1.08
1:H:183:LEU:H	1:H:383:ALA:HB3	1.19	1.08
1:P:183:LEU:H	1:P:383:ALA:HB3	1.19	1.07
1:Q:230:ILE:HD12	1:Q:261:THR:HG21	1.34	1.07
1:2:230:ILE:HD12	1:2:261:THR:HG21	1.34	1.07
1:A:230:ILE:HD12	1:A:261:THR:HG21	1.34	1.07
1:S:230:ILE:HD12	1:S:261:THR:HG21	1.31	1.07
1:W:183:LEU:H	1:W:383:ALA:HB3	1.20	1.07
1:C:183:LEU:H	1:C:383:ALA:HB3	1.19	1.06
1:H:230:ILE:HD12	1:H:261:THR:HG21	1.34	1.06
1:V:230:ILE:HD12	1:V:261:THR:HG21	1.32	1.06
1:B:183:LEU:H	1:B:383:ALA:HB3	1.18	1.06
1:J:230:ILE:HD12	1:J:261:THR:HG21	1.33	1.06
1:N:183:LEU:H	1:N:383:ALA:HB3	1.18	1.06

Continued on next page...

Continued from previous page...

Atom-1	Atom-2	Interatomic distance (Å)	Clash overlap (Å)
1:X:183:LEU:H	1:X:383:ALA:HB3	1.18	1.06
1:F:230:ILE:HD12	1:F:261:THR:HG21	1.32	1.06
1:N:230:ILE:HD12	1:N:261:THR:HG21	1.32	1.06
1:2:183:LEU:H	1:2:383:ALA:HB3	1.20	1.06
1:D:183:LEU:H	1:D:383:ALA:HB3	1.18	1.06
1:G:183:LEU:H	1:G:383:ALA:HB3	1.19	1.06
1:M:183:LEU:H	1:M:383:ALA:HB3	1.18	1.06
1:Z:230:ILE:HD12	1:Z:261:THR:HG21	1.34	1.06
1:I:230:ILE:HD12	1:I:261:THR:HG21	1.33	1.05
1:1:183:LEU:H	1:1:383:ALA:HB3	1.20	1.05
1:B:230:ILE:HD12	1:B:261:THR:HG21	1.34	1.05
1:J:183:LEU:H	1:J:383:ALA:HB3	1.21	1.05
1:V:183:LEU:H	1:V:383:ALA:HB3	1.19	1.05
1:K:183:LEU:H	1:K:383:ALA:HB3	1.21	1.05
1:O:230:ILE:HD12	1:O:261:THR:HG21	1.34	1.05
1:T:230:ILE:HD12	1:T:261:THR:HG21	1.32	1.05
1:R:183:LEU:H	1:R:383:ALA:HB3	1.19	1.05
1:E:183:LEU:H	1:E:383:ALA:HB3	1.17	1.05
1:O:183:LEU:H	1:O:383:ALA:HB3	1.18	1.05
1:R:230:ILE:HD12	1:R:261:THR:HG21	1.33	1.05
1:T:524:LEU:HD12	1:T:525:PRO:HD2	1.39	1.04
1:Y:230:ILE:HD12	1:Y:261:THR:HG21	1.33	1.04
1:X:230:ILE:HD12	1:X:261:THR:HG21	1.33	1.04
1:Z:183:LEU:H	1:Z:383:ALA:HB3	1.20	1.04
1:C:6:VAL:HG22	1:C:521:VAL:HG22	1.41	1.03
1:U:230:ILE:HD12	1:U:261:THR:HG21	1.33	1.03
1:I:183:LEU:H	1:I:383:ALA:HB3	1.19	1.03
1:S:183:LEU:H	1:S:383:ALA:HB3	1.18	1.02
1:Z:6:VAL:HG22	1:Z:521:VAL:HG22	1.41	1.02
1:F:183:LEU:H	1:F:383:ALA:HB3	1.19	1.02
1:L:183:LEU:H	1:L:383:ALA:HB3	1.21	1.02
1:Q:524:LEU:HD12	1:Q:525:PRO:HD2	1.43	1.01
1:U:524:LEU:HD12	1:U:525:PRO:HD2	1.42	1.01
1:A:524:LEU:HD12	1:A:525:PRO:HD2	1.43	1.00
1:D:6:VAL:HG22	1:D:521:VAL:HG22	1.44	1.00
1:W:6:VAL:HG22	1:W:521:VAL:HG22	1.44	1.00
1:G:6:VAL:HG22	1:G:521:VAL:HG22	1.42	1.00
1:H:524:LEU:HD12	1:H:525:PRO:HD2	1.43	1.00
1:I:524:LEU:HD12	1:I:525:PRO:HD2	1.44	1.00
1:N:524:LEU:HD12	1:N:525:PRO:HD2	1.42	1.00
1:1:6:VAL:HG22	1:1:521:VAL:HG22	1.43	1.00

Continued on next page...

Continued from previous page...

Atom-1	Atom-2	Interatomic distance (Å)	Clash overlap (Å)
1:L:6:VAL:HG22	1:L:521:VAL:HG22	1.44	0.99
1:O:6:VAL:HG22	1:O:521:VAL:HG22	1.44	0.99
1:D:524:LEU:HD12	1:D:525:PRO:HD2	1.43	0.99
1:V:6:VAL:HG22	1:V:521:VAL:HG22	1.45	0.99
1:P:524:LEU:HD12	1:P:525:PRO:HD2	1.44	0.99
1:Q:6:VAL:HG22	1:Q:521:VAL:HG22	1.41	0.99
1:B:6:VAL:HG22	1:B:521:VAL:HG22	1.42	0.99
1:C:524:LEU:HD12	1:C:525:PRO:HD2	1.45	0.99
1:J:6:VAL:HG22	1:J:521:VAL:HG22	1.42	0.98
1:K:524:LEU:HD12	1:K:525:PRO:HD2	1.45	0.98
1:F:524:LEU:HD12	1:F:525:PRO:HD2	1.45	0.98
1:Z:524:LEU:HD12	1:Z:525:PRO:HD2	1.45	0.98
1:S:524:LEU:HD12	1:S:525:PRO:HD2	1.45	0.98
1:B:524:LEU:HD12	1:B:525:PRO:HD2	1.46	0.98
1:S:6:VAL:HG22	1:S:521:VAL:HG22	1.46	0.98
1:R:524:LEU:HD12	1:R:525:PRO:HD2	1.45	0.98
1:L:524:LEU:HD12	1:L:525:PRO:HD2	1.46	0.98
1:X:6:VAL:HG22	1:X:521:VAL:HG22	1.45	0.97
1:Y:524:LEU:HD12	1:Y:525:PRO:HD2	1.46	0.97
1:M:6:VAL:HG22	1:M:521:VAL:HG22	1.46	0.97
1:T:6:VAL:HG22	1:T:521:VAL:HG22	1.44	0.97
1:G:524:LEU:HD12	1:G:525:PRO:HD2	1.45	0.97
1:H:6:VAL:HG22	1:H:521:VAL:HG22	1.44	0.97
1:O:524:LEU:HD12	1:O:525:PRO:HD2	1.47	0.97
1:U:6:VAL:HG22	1:U:521:VAL:HG22	1.45	0.97
1:W:524:LEU:HD12	1:W:525:PRO:HD2	1.46	0.97
1:E:524:LEU:HD12	1:E:525:PRO:HD2	1.47	0.97
1:F:6:VAL:HG22	1:F:521:VAL:HG22	1.45	0.97
1:2:524:LEU:HD12	1:2:525:PRO:HD2	1.47	0.97
1:J:524:LEU:HD12	1:J:525:PRO:HD2	1.47	0.97
1:2:6:VAL:HG22	1:2:521:VAL:HG22	1.43	0.97
1:1:524:LEU:HD12	1:1:525:PRO:HD2	1.47	0.96
1:H:46:ALA:HB2	1:I:76:GLU:HG3	1.47	0.96
1:A:6:VAL:HG22	1:A:521:VAL:HG22	1.47	0.96
1:X:524:LEU:HD12	1:X:525:PRO:HD2	1.48	0.95
1:B:235:PRO:HG3	1:B:310:GLU:HA	1.49	0.95
1:P:6:VAL:HG22	1:P:521:VAL:HG22	1.47	0.95
1:N:6:VAL:HG22	1:N:521:VAL:HG22	1.45	0.94
1:O:235:PRO:HG3	1:O:310:GLU:HA	1.50	0.94
1:K:6:VAL:HG22	1:K:521:VAL:HG22	1.48	0.94
1:M:524:LEU:HD12	1:M:525:PRO:HD2	1.49	0.93

Continued on next page...

Continued from previous page...

Atom-1	Atom-2	Interatomic distance (Å)	Clash overlap (Å)
1:E:6:VAL:HG22	1:E:521:VAL:HG22	1.48	0.93
1:R:235:PRO:HG3	1:R:310:GLU:HA	1.50	0.93
1:V:524:LEU:HD12	1:V:525:PRO:HD2	1.48	0.93
1:S:235:PRO:HG3	1:S:310:GLU:HA	1.51	0.93
1:A:183:LEU:N	1:A:383:ALA:HB3	1.84	0.92
1:R:6:VAL:HG22	1:R:521:VAL:HG22	1.52	0.92
1:U:235:PRO:HG3	1:U:310:GLU:HA	1.52	0.92
1:A:183:LEU:H	1:A:383:ALA:CB	1.81	0.92
1:G:235:PRO:HG3	1:G:310:GLU:HA	1.52	0.92
1:M:183:LEU:H	1:M:383:ALA:CB	1.82	0.92
1:Q:235:PRO:HG3	1:Q:310:GLU:HA	1.51	0.92
1:T:183:LEU:H	1:T:383:ALA:CB	1.82	0.92
1:W:235:PRO:HG3	1:W:310:GLU:HA	1.51	0.92
1:P:183:LEU:H	1:P:383:ALA:CB	1.83	0.92
1:Y:46:ALA:HB2	1:Z:76:GLU:HG3	1.51	0.92
1:H:235:PRO:HG3	1:H:310:GLU:HA	1.52	0.91
1:P:235:PRO:HG3	1:P:310:GLU:HA	1.51	0.91
1:A:235:PRO:HG3	1:A:310:GLU:HA	1.52	0.91
1:T:235:PRO:HG3	1:T:310:GLU:HA	1.51	0.91
1:Y:235:PRO:HG3	1:Y:310:GLU:HA	1.52	0.91
1:E:235:PRO:HG3	1:E:310:GLU:HA	1.50	0.91
1:C:235:PRO:HG3	1:C:310:GLU:HA	1.50	0.91
1:M:183:LEU:N	1:M:383:ALA:HB3	1.85	0.91
1:Y:6:VAL:HG22	1:Y:521:VAL:HG22	1.52	0.91
1:A:76:GLU:HG3	1:G:46:ALA:HB2	1.51	0.91
1:Q:46:ALA:HB2	1:R:76:GLU:HG3	1.53	0.91
1:X:183:LEU:H	1:X:383:ALA:CB	1.82	0.91
1:N:183:LEU:H	1:N:383:ALA:CB	1.83	0.90
1:B:183:LEU:H	1:B:383:ALA:CB	1.83	0.90
1:T:183:LEU:N	1:T:383:ALA:HB3	1.85	0.90
1:C:183:LEU:H	1:C:383:ALA:CB	1.84	0.90
1:H:183:LEU:H	1:H:383:ALA:CB	1.84	0.90
1:D:235:PRO:HG3	1:D:310:GLU:HA	1.53	0.90
1:O:183:LEU:N	1:O:383:ALA:HB3	1.86	0.90
1:U:183:LEU:N	1:U:383:ALA:HB3	1.87	0.90
1:X:183:LEU:N	1:X:383:ALA:HB3	1.85	0.90
1:N:235:PRO:HG3	1:N:310:GLU:HA	1.51	0.90
1:Q:183:LEU:H	1:Q:383:ALA:CB	1.84	0.90
1:H:183:LEU:N	1:H:383:ALA:HB3	1.87	0.90
1:X:235:PRO:HG3	1:X:310:GLU:HA	1.53	0.90
1:Z:46:ALA:HB2	1:1:76:GLU:HG3	1.53	0.90

Continued on next page...

Continued from previous page...

Atom-1	Atom-2	Interatomic distance (Å)	Clash overlap (Å)
1:I:183:LEU:N	1:I:383:ALA:HB3	1.87	0.90
1:I:235:PRO:HG3	1:I:310:GLU:HA	1.52	0.90
1:E:183:LEU:N	1:E:383:ALA:HB3	1.86	0.90
1:O:183:LEU:H	1:O:383:ALA:CB	1.84	0.90
1:I:183:LEU:H	1:I:383:ALA:CB	1.84	0.89
1:1:183:LEU:H	1:1:383:ALA:CB	1.85	0.89
1:I:6:VAL:HG22	1:I:521:VAL:HG22	1.51	0.89
1:E:183:LEU:H	1:E:383:ALA:CB	1.84	0.89
1:B:183:LEU:N	1:B:383:ALA:HB3	1.86	0.89
1:G:183:LEU:N	1:G:383:ALA:HB3	1.87	0.89
1:I:85:ALA:HB1	1:I:499:VAL:HG12	1.52	0.89
1:Z:235:PRO:HG3	1:Z:310:GLU:HA	1.53	0.89
1:P:183:LEU:N	1:P:383:ALA:HB3	1.86	0.89
1:F:235:PRO:HG3	1:F:310:GLU:HA	1.52	0.89
1:L:235:PRO:HG3	1:L:310:GLU:HA	1.52	0.89
1:2:183:LEU:H	1:2:383:ALA:CB	1.86	0.89
1:S:183:LEU:H	1:S:383:ALA:CB	1.84	0.89
1:U:183:LEU:H	1:U:383:ALA:CB	1.85	0.89
1:R:183:LEU:H	1:R:383:ALA:CB	1.84	0.89
1:J:235:PRO:HG3	1:J:310:GLU:HA	1.53	0.88
1:Q:183:LEU:N	1:Q:383:ALA:HB3	1.86	0.88
1:W:183:LEU:N	1:W:383:ALA:HB3	1.88	0.88
1:Y:183:LEU:H	1:Y:383:ALA:CB	1.85	0.88
1:1:19:GLY:O	1:1:71:ALA:HB2	1.73	0.88
1:G:19:GLY:O	1:G:71:ALA:HB2	1.71	0.88
1:G:183:LEU:H	1:G:383:ALA:CB	1.85	0.88
1:N:183:LEU:N	1:N:383:ALA:HB3	1.86	0.88
1:S:183:LEU:N	1:S:383:ALA:HB3	1.86	0.88
1:C:183:LEU:N	1:C:383:ALA:HB3	1.87	0.88
1:D:183:LEU:N	1:D:383:ALA:HB3	1.87	0.88
1:R:183:LEU:N	1:R:383:ALA:HB3	1.87	0.88
1:V:235:PRO:HG3	1:V:310:GLU:HA	1.53	0.88
1:H:76:GLU:HG3	1:N:46:ALA:HB2	1.55	0.88
1:D:183:LEU:H	1:D:383:ALA:CB	1.85	0.88
1:F:183:LEU:N	1:F:383:ALA:HB3	1.88	0.88
1:W:183:LEU:H	1:W:383:ALA:CB	1.86	0.88
1:X:19:GLY:O	1:X:71:ALA:HB2	1.72	0.88
1:F:183:LEU:H	1:F:383:ALA:CB	1.86	0.88
1:M:235:PRO:HG3	1:M:310:GLU:HA	1.54	0.88
1:V:183:LEU:H	1:V:383:ALA:CB	1.86	0.88
1:Y:183:LEU:N	1:Y:383:ALA:HB3	1.87	0.88

Continued on next page...

Continued from previous page...

Atom-1	Atom-2	Interatomic distance (Å)	Clash overlap (Å)
1:Z:183:LEU:H	1:Z:383:ALA:CB	1.85	0.88
1:Z:183:LEU:N	1:Z:383:ALA:HB3	1.88	0.88
1:1:183:LEU:N	1:1:383:ALA:HB3	1.87	0.88
1:J:183:LEU:N	1:J:383:ALA:HB3	1.89	0.88
1:2:235:PRO:HG3	1:2:310:GLU:HA	1.53	0.88
1:E:85:ALA:HB1	1:E:499:VAL:HG12	1.57	0.87
1:S:46:ALA:HB2	1:T:76:GLU:HG3	1.55	0.87
1:C:46:ALA:HB2	1:D:76:GLU:HG3	1.56	0.87
1:M:85:ALA:HB1	1:M:499:VAL:HG12	1.57	0.87
1:2:183:LEU:N	1:2:383:ALA:HB3	1.88	0.87
1:K:235:PRO:HG3	1:K:310:GLU:HA	1.53	0.87
1:Y:19:GLY:O	1:Y:71:ALA:HB2	1.73	0.87
1:I:183:LEU:HD13	1:I:184:GLN:N	1.90	0.87
1:J:85:ALA:HB1	1:J:499:VAL:HG12	1.56	0.87
1:J:183:LEU:H	1:J:383:ALA:CB	1.87	0.87
1:P:19:GLY:O	1:P:71:ALA:HB2	1.75	0.87
1:1:85:ALA:HB1	1:1:499:VAL:HG12	1.57	0.87
1:F:19:GLY:O	1:F:71:ALA:HB2	1.72	0.86
1:T:19:GLY:O	1:T:71:ALA:HB2	1.74	0.86
1:Z:19:GLY:O	1:Z:71:ALA:HB2	1.74	0.86
1:L:183:LEU:N	1:L:383:ALA:HB3	1.89	0.86
1:L:183:LEU:H	1:L:383:ALA:CB	1.87	0.86
1:X:85:ALA:HB1	1:X:499:VAL:HG12	1.53	0.86
1:V:183:LEU:N	1:V:383:ALA:HB3	1.88	0.86
1:F:266:THR:HB	1:F:272:LYS:HA	1.57	0.86
1:G:85:ALA:HB1	1:G:499:VAL:HG12	1.56	0.86
1:G:266:THR:HB	1:G:272:LYS:HA	1.58	0.86
1:F:449:ALA:HB3	1:F:450:PRO:HD3	1.58	0.86
1:K:183:LEU:H	1:K:383:ALA:CB	1.88	0.86
1:1:235:PRO:HG3	1:1:310:GLU:HA	1.54	0.86
1:A:266:THR:HB	1:A:272:LYS:HA	1.58	0.85
1:N:19:GLY:O	1:N:71:ALA:HB2	1.74	0.85
1:F:85:ALA:HB1	1:F:499:VAL:HG12	1.57	0.85
1:1:183:LEU:HD13	1:1:184:GLN:N	1.91	0.85
1:Z:85:ALA:HB1	1:Z:499:VAL:HG12	1.59	0.85
1:Z:511:ALA:O	1:Z:515:ILE:HG13	1.74	0.85
1:K:183:LEU:N	1:K:383:ALA:HB3	1.90	0.85
1:Q:19:GLY:O	1:Q:71:ALA:HB2	1.74	0.85
1:L:46:ALA:HB2	1:M:76:GLU:HG3	1.58	0.85
1:O:85:ALA:HB1	1:O:499:VAL:HG12	1.58	0.85
1:A:19:GLY:O	1:A:71:ALA:HB2	1.76	0.85

Continued on next page...

Continued from previous page...

Atom-1	Atom-2	Interatomic distance (Å)	Clash overlap (Å)
1:I:19:GLY:O	1:I:71:ALA:HB2	1.76	0.85
1:M:183:LEU:HD13	1:M:184:GLN:N	1.92	0.85
1:2:85:ALA:HB1	1:2:499:VAL:HG12	1.59	0.85
1:H:183:LEU:HD13	1:H:184:GLN:N	1.92	0.85
1:L:19:GLY:O	1:L:71:ALA:HB2	1.76	0.85
1:Q:85:ALA:HB1	1:Q:499:VAL:HG12	1.59	0.85
1:X:183:LEU:HD13	1:X:184:GLN:N	1.92	0.85
1:K:19:GLY:O	1:K:71:ALA:HB2	1.77	0.85
1:H:19:GLY:O	1:H:71:ALA:HB2	1.74	0.84
1:S:85:ALA:HB1	1:S:499:VAL:HG12	1.58	0.84
1:D:266:THR:HB	1:D:272:LYS:HA	1.58	0.84
1:C:8:PHE:HE1	1:C:519:CYS:HG	1.22	0.84
1:N:266:THR:HB	1:N:272:LYS:HA	1.60	0.84
1:R:85:ALA:HB1	1:R:499:VAL:HG12	1.59	0.84
1:X:266:THR:HB	1:X:272:LYS:HA	1.57	0.84
1:H:266:THR:HB	1:H:272:LYS:HA	1.60	0.84
1:W:46:ALA:HB2	1:X:76:GLU:HG3	1.59	0.84
1:P:131:LEU:HD12	1:P:422:VAL:HG21	1.60	0.84
1:U:266:THR:HB	1:U:272:LYS:HA	1.57	0.84
1:B:266:THR:HB	1:B:272:LYS:HA	1.59	0.84
1:E:19:GLY:O	1:E:71:ALA:HB2	1.76	0.84
1:M:266:THR:HB	1:M:272:LYS:HA	1.58	0.84
1:1:266:THR:HB	1:1:272:LYS:HA	1.58	0.84
1:U:131:LEU:HD12	1:U:422:VAL:HG21	1.60	0.84
1:Z:183:LEU:HD13	1:Z:184:GLN:N	1.93	0.84
1:A:85:ALA:HB1	1:A:499:VAL:HG12	1.57	0.83
1:B:46:ALA:HB2	1:C:76:GLU:HG3	1.59	0.83
1:H:85:ALA:HB1	1:H:499:VAL:HG12	1.58	0.83
1:P:266:THR:HB	1:P:272:LYS:HA	1.58	0.83
1:R:183:LEU:HD13	1:R:184:GLN:N	1.93	0.83
1:T:46:ALA:HB2	1:U:76:GLU:HG3	1.60	0.83
1:W:19:GLY:O	1:W:71:ALA:HB2	1.77	0.83
1:H:511:ALA:O	1:H:515:ILE:HG13	1.79	0.83
1:Q:266:THR:HB	1:Q:272:LYS:HA	1.58	0.83
1:T:511:ALA:O	1:T:515:ILE:HG13	1.77	0.83
1:U:183:LEU:HD13	1:U:184:GLN:N	1.93	0.83
1:C:19:GLY:O	1:C:71:ALA:HB2	1.77	0.83
1:Q:131:LEU:HD12	1:Q:422:VAL:HG21	1.60	0.83
1:A:449:ALA:HB3	1:A:450:PRO:HD3	1.60	0.83
1:L:85:ALA:HB1	1:L:499:VAL:HG12	1.61	0.83
1:H:131:LEU:HD12	1:H:422:VAL:HG21	1.60	0.83

Continued on next page...

Continued from previous page...

Atom-1	Atom-2	Interatomic distance (Å)	Clash overlap (Å)
1:R:19:GLY:O	1:R:71:ALA:HB2	1.78	0.83
1:R:266:THR:HB	1:R:272:LYS:HA	1.59	0.83
1:M:511:ALA:O	1:M:515:ILE:HG13	1.78	0.83
1:1:321:LYS:O	1:1:322:ARG:HB2	1.76	0.83
1:I:183:LEU:HD13	1:I:184:GLN:H	1.42	0.83
1:I:321:LYS:O	1:I:322:ARG:HB2	1.78	0.83
1:J:266:THR:HB	1:J:272:LYS:HA	1.59	0.83
1:N:85:ALA:HB1	1:N:499:VAL:HG12	1.58	0.83
1:P:85:ALA:HB1	1:P:499:VAL:HG12	1.61	0.83
1:T:266:THR:HB	1:T:272:LYS:HA	1.60	0.83
1:W:85:ALA:HB1	1:W:499:VAL:HG12	1.59	0.83
1:J:183:LEU:HD13	1:J:184:GLN:N	1.94	0.83
1:N:183:LEU:HD13	1:N:184:GLN:N	1.94	0.83
1:A:183:LEU:HD13	1:A:184:GLN:N	1.93	0.83
1:D:19:GLY:O	1:D:71:ALA:HB2	1.77	0.83
1:E:266:THR:HB	1:E:272:LYS:HA	1.58	0.83
1:F:46:ALA:HB2	1:G:76:GLU:HG3	1.60	0.83
1:M:131:LEU:HD12	1:M:422:VAL:HG21	1.59	0.83
1:M:321:LYS:O	1:M:322:ARG:HB2	1.78	0.83
1:U:19:GLY:O	1:U:71:ALA:HB2	1.79	0.82
1:X:62:LEU:N	1:X:62:LEU:HD23	1.91	0.82
1:1:511:ALA:O	1:1:515:ILE:HG13	1.78	0.82
1:S:266:THR:HB	1:S:272:LYS:HA	1.59	0.82
1:Y:183:LEU:HD13	1:Y:184:GLN:N	1.94	0.82
1:E:511:ALA:O	1:E:515:ILE:HG13	1.78	0.82
1:S:19:GLY:O	1:S:71:ALA:HB2	1.78	0.82
1:X:131:LEU:HD12	1:X:422:VAL:HG21	1.61	0.82
1:2:266:THR:HB	1:2:272:LYS:HA	1.59	0.82
1:2:511:ALA:O	1:2:515:ILE:HG13	1.79	0.82
1:D:511:ALA:O	1:D:515:ILE:HG13	1.78	0.82
1:I:266:THR:HB	1:I:272:LYS:HA	1.60	0.82
1:Y:449:ALA:HB3	1:Y:450:PRO:HD3	1.61	0.82
1:J:62:LEU:N	1:J:62:LEU:HD23	1.93	0.82
1:K:183:LEU:HD13	1:K:184:GLN:N	1.95	0.82
1:O:131:LEU:HD12	1:O:422:VAL:HG21	1.61	0.82
1:Q:511:ALA:O	1:Q:515:ILE:HG13	1.78	0.82
1:S:511:ALA:O	1:S:515:ILE:HG13	1.80	0.82
1:Y:266:THR:HB	1:Y:272:LYS:HA	1.60	0.82
1:Z:266:THR:HB	1:Z:272:LYS:HA	1.59	0.82
1:B:183:LEU:HD13	1:B:184:GLN:N	1.94	0.82
1:O:183:LEU:HD13	1:O:184:GLN:N	1.94	0.82

Continued on next page...

Continued from previous page...

Atom-1	Atom-2	Interatomic distance (Å)	Clash overlap (Å)
1:S:183:LEU:HD13	1:S:184:GLN:N	1.95	0.82
1:G:183:LEU:HD13	1:G:184:GLN:N	1.95	0.82
1:M:19:GLY:O	1:M:71:ALA:HB2	1.77	0.82
1:S:449:ALA:HB3	1:S:450:PRO:HD3	1.62	0.82
1:T:449:ALA:HB3	1:T:450:PRO:HD3	1.62	0.82
1:V:183:LEU:HD13	1:V:184:GLN:N	1.94	0.82
1:2:183:LEU:HD13	1:2:184:GLN:N	1.94	0.82
1:D:85:ALA:HB1	1:D:499:VAL:HG12	1.62	0.82
1:P:183:LEU:HD13	1:P:184:GLN:N	1.95	0.82
1:X:183:LEU:HD13	1:X:184:GLN:H	1.43	0.82
1:J:321:LYS:O	1:J:322:ARG:HB2	1.80	0.81
1:L:266:THR:HB	1:L:272:LYS:HA	1.60	0.81
1:R:449:ALA:HB3	1:R:450:PRO:HD3	1.62	0.81
1:V:38:VAL:HG22	1:W:519:CYS:HB3	1.62	0.81
1:2:62:LEU:N	1:2:62:LEU:HD23	1.95	0.81
1:H:183:LEU:HD13	1:H:184:GLN:H	1.43	0.81
1:J:183:LEU:HD13	1:J:184:GLN:H	1.45	0.81
1:V:266:THR:HB	1:V:272:LYS:HA	1.60	0.81
1:X:321:LYS:O	1:X:322:ARG:HB2	1.79	0.81
1:Y:62:LEU:N	1:Y:62:LEU:HD23	1.93	0.81
1:A:321:LYS:O	1:A:322:ARG:HB2	1.80	0.81
1:A:511:ALA:O	1:A:515:ILE:HG13	1.81	0.81
1:D:131:LEU:HD12	1:D:422:VAL:HG21	1.63	0.81
1:F:511:ALA:O	1:F:515:ILE:HG13	1.81	0.81
1:J:511:ALA:O	1:J:515:ILE:HG13	1.78	0.81
1:2:131:LEU:HD12	1:2:422:VAL:HG21	1.62	0.81
1:F:321:LYS:O	1:F:322:ARG:HB2	1.79	0.81
1:K:82:ASN:HB2	1:K:89:THR:CG2	2.10	0.81
1:K:266:THR:HB	1:K:272:LYS:HA	1.61	0.81
1:N:511:ALA:O	1:N:515:ILE:HG13	1.79	0.81
1:I:62:LEU:N	1:I:62:LEU:HD23	1.95	0.81
1:L:183:LEU:HD13	1:L:184:GLN:N	1.95	0.81
1:Z:7:LYS:HD2	1:Z:66:PHE:CE2	2.16	0.81
1:O:511:ALA:O	1:O:515:ILE:HG13	1.80	0.81
1:W:131:LEU:HD12	1:W:422:VAL:HG21	1.62	0.81
1:Z:449:ALA:HB3	1:Z:450:PRO:HD3	1.62	0.81
1:B:131:LEU:HD12	1:B:422:VAL:HG21	1.63	0.81
1:J:19:GLY:O	1:J:71:ALA:HB2	1.80	0.81
1:N:321:LYS:O	1:N:322:ARG:HB2	1.80	0.81
1:W:321:LYS:O	1:W:322:ARG:HB2	1.80	0.81
1:E:62:LEU:N	1:E:62:LEU:HD23	1.96	0.81

Continued on next page...

Continued from previous page...

Atom-1	Atom-2	Interatomic distance (Å)	Clash overlap (Å)
1:T:85:ALA:HB1	1:T:499:VAL:HG12	1.62	0.81
1:V:321:LYS:O	1:V:322:ARG:HB2	1.81	0.81
1:Z:62:LEU:HD23	1:Z:62:LEU:N	1.94	0.81
1:C:511:ALA:O	1:C:515:ILE:HG13	1.80	0.81
1:D:46:ALA:HB2	1:E:76:GLU:HG3	1.61	0.81
1:W:266:THR:HB	1:W:272:LYS:HA	1.62	0.81
1:C:82:ASN:HB2	1:C:89:THR:CG2	2.11	0.80
1:C:266:THR:HB	1:C:272:LYS:HA	1.61	0.80
1:E:131:LEU:HD12	1:E:422:VAL:HG21	1.63	0.80
1:H:321:LYS:O	1:H:322:ARG:HB2	1.81	0.80
1:M:62:LEU:N	1:M:62:LEU:HD23	1.95	0.80
1:P:321:LYS:O	1:P:322:ARG:HB2	1.79	0.80
1:V:511:ALA:O	1:V:515:ILE:HG13	1.81	0.80
1:Z:131:LEU:HD12	1:Z:422:VAL:HG21	1.63	0.80
1:1:62:LEU:N	1:1:62:LEU:HD23	1.96	0.80
1:B:511:ALA:O	1:B:515:ILE:HG13	1.79	0.80
1:H:519:CYS:HB3	1:N:38:VAL:HG22	1.63	0.80
1:K:85:ALA:HB1	1:K:499:VAL:HG12	1.64	0.80
1:W:82:ASN:HB2	1:W:89:THR:CG2	2.11	0.80
1:W:183:LEU:HD13	1:W:184:GLN:N	1.94	0.80
1:J:46:ALA:HB2	1:K:76:GLU:HG3	1.63	0.80
1:J:449:ALA:HB3	1:J:450:PRO:HD3	1.64	0.80
1:Q:183:LEU:HD13	1:Q:184:GLN:N	1.96	0.80
1:R:82:ASN:HB2	1:R:89:THR:CG2	2.12	0.80
1:S:131:LEU:HD12	1:S:422:VAL:HG21	1.62	0.80
1:T:183:LEU:HD13	1:T:184:GLN:N	1.96	0.80
1:T:321:LYS:O	1:T:322:ARG:HB2	1.81	0.80
1:W:183:LEU:HD13	1:W:184:GLN:H	1.45	0.80
1:Y:321:LYS:O	1:Y:322:ARG:HB2	1.80	0.80
1:C:183:LEU:HD13	1:C:184:GLN:N	1.96	0.80
1:L:511:ALA:O	1:L:515:ILE:HG13	1.80	0.80
1:O:62:LEU:HD23	1:O:62:LEU:N	1.96	0.80
1:Q:82:ASN:HB2	1:Q:89:THR:CG2	2.11	0.80
1:Z:183:LEU:HD13	1:Z:184:GLN:H	1.45	0.80
1:B:321:LYS:O	1:B:322:ARG:HB2	1.81	0.80
1:F:82:ASN:HB2	1:F:89:THR:CG2	2.11	0.80
1:O:266:THR:HB	1:O:272:LYS:HA	1.61	0.80
1:P:46:ALA:HB2	1:Q:76:GLU:HG3	1.63	0.80
1:1:183:LEU:HD13	1:1:184:GLN:H	1.45	0.80
1:E:183:LEU:HD13	1:E:184:GLN:N	1.96	0.80
1:G:511:ALA:O	1:G:515:ILE:HG13	1.80	0.80

Continued on next page...

Continued from previous page...

Atom-1	Atom-2	Interatomic distance (Å)	Clash overlap (Å)
1:U:82:ASN:HB2	1:U:89:THR:CG2	2.12	0.80
1:K:449:ALA:HB3	1:K:450:PRO:HD3	1.61	0.80
1:T:62:LEU:N	1:T:62:LEU:HD23	1.95	0.80
1:V:76:GLU:HG3	1:2:46:ALA:HB2	1.63	0.80
1:V:82:ASN:HB2	1:V:89:THR:CG2	2.12	0.80
1:D:183:LEU:HD13	1:D:184:GLN:N	1.97	0.80
1:H:62:LEU:N	1:H:62:LEU:HD23	1.96	0.80
1:J:82:ASN:HB2	1:J:89:THR:CG2	2.12	0.80
1:O:19:GLY:O	1:O:71:ALA:HB2	1.81	0.80
1:U:449:ALA:HB3	1:U:450:PRO:HD3	1.63	0.80
1:Y:183:LEU:HD13	1:Y:184:GLN:H	1.46	0.80
1:E:321:LYS:O	1:E:322:ARG:HB2	1.81	0.80
1:F:62:LEU:N	1:F:62:LEU:HD23	1.96	0.80
1:F:183:LEU:HD13	1:F:184:GLN:N	1.97	0.80
1:P:511:ALA:O	1:P:515:ILE:HG13	1.81	0.80
1:S:82:ASN:HB2	1:S:89:THR:CG2	2.12	0.80
1:U:511:ALA:O	1:U:515:ILE:HG13	1.81	0.80
1:V:449:ALA:HB3	1:V:450:PRO:HD3	1.64	0.80
1:C:85:ALA:HB1	1:C:499:VAL:HG12	1.64	0.79
1:Y:85:ALA:HB1	1:Y:499:VAL:HG12	1.64	0.79
1:2:82:ASN:HB2	1:2:89:THR:CG2	2.12	0.79
1:J:131:LEU:HD12	1:J:422:VAL:HG21	1.65	0.79
1:L:131:LEU:HD12	1:L:422:VAL:HG21	1.64	0.79
1:P:449:ALA:HB3	1:P:450:PRO:HD3	1.64	0.79
1:W:511:ALA:O	1:W:515:ILE:HG13	1.82	0.79
1:G:183:LEU:HD13	1:G:184:GLN:H	1.46	0.79
1:G:321:LYS:O	1:G:322:ARG:HB2	1.80	0.79
1:K:321:LYS:O	1:K:322:ARG:HB2	1.80	0.79
1:N:131:LEU:HD12	1:N:422:VAL:HG21	1.63	0.79
1:P:82:ASN:HB2	1:P:89:THR:CG2	2.12	0.79
1:U:85:ALA:HB1	1:U:499:VAL:HG12	1.64	0.79
1:K:183:LEU:HD13	1:K:184:GLN:H	1.48	0.79
1:L:321:LYS:O	1:L:322:ARG:HB2	1.81	0.79
1:V:19:GLY:O	1:V:71:ALA:HB2	1.82	0.79
1:Z:321:LYS:O	1:Z:322:ARG:HB2	1.82	0.79
1:X:433:ASN:OD1	1:X:436:GLN:HB2	1.81	0.79
1:Y:131:LEU:HD12	1:Y:422:VAL:HG21	1.64	0.79
1:B:19:GLY:O	1:B:71:ALA:HB2	1.81	0.79
1:P:62:LEU:N	1:P:62:LEU:HD23	1.98	0.79
1:E:449:ALA:HB3	1:E:450:PRO:HD3	1.64	0.79
1:I:131:LEU:HD12	1:I:422:VAL:HG21	1.65	0.79

Continued on next page...

Continued from previous page...

Atom-1	Atom-2	Interatomic distance (Å)	Clash overlap (Å)
1:S:183:LEU:HD13	1:S:184:GLN:H	1.46	0.79
1:Y:511:ALA:O	1:Y:515:ILE:HG13	1.83	0.79
1:1:7:LYS:HD2	1:1:66:PHE:CE2	2.18	0.79
1:B:85:ALA:HB1	1:B:499:VAL:HG12	1.64	0.79
1:C:321:LYS:O	1:C:322:ARG:HB2	1.81	0.79
1:R:321:LYS:O	1:R:322:ARG:HB2	1.81	0.79
1:A:183:LEU:HD13	1:A:184:GLN:H	1.45	0.79
1:C:183:LEU:HD13	1:C:184:GLN:H	1.48	0.79
1:N:62:LEU:N	1:N:62:LEU:HD23	1.97	0.78
1:Q:321:LYS:O	1:Q:322:ARG:HB2	1.80	0.78
1:U:183:LEU:HD13	1:U:184:GLN:H	1.46	0.78
1:H:82:ASN:HB2	1:H:89:THR:CG2	2.12	0.78
1:P:433:ASN:OD1	1:P:436:GLN:HB2	1.84	0.78
1:Z:82:ASN:HB2	1:Z:89:THR:CG2	2.12	0.78
1:1:131:LEU:HD12	1:1:422:VAL:HG21	1.66	0.78
1:G:82:ASN:HB2	1:G:89:THR:CG2	2.12	0.78
1:B:82:ASN:HB2	1:B:89:THR:CG2	2.13	0.78
1:G:131:LEU:HD12	1:G:422:VAL:HG21	1.65	0.78
1:H:449:ALA:HB3	1:H:450:PRO:HD3	1.65	0.78
1:K:46:ALA:HB2	1:L:76:GLU:HG3	1.65	0.78
1:O:321:LYS:O	1:O:322:ARG:HB2	1.80	0.78
1:V:7:LYS:HD2	1:V:66:PHE:CE2	2.17	0.78
1:B:433:ASN:OD1	1:B:436:GLN:HB2	1.83	0.78
1:O:183:LEU:HD13	1:O:184:GLN:H	1.47	0.78
1:V:183:LEU:HD13	1:V:184:GLN:H	1.46	0.78
1:M:433:ASN:OD1	1:M:436:GLN:HB2	1.83	0.78
1:V:62:LEU:N	1:V:62:LEU:HD23	1.97	0.78
1:Y:82:ASN:HB2	1:Y:89:THR:CG2	2.14	0.78
1:P:228:SER:O	1:P:257:GLU:HB3	1.84	0.78
1:S:321:LYS:O	1:S:322:ARG:HB2	1.81	0.78
1:2:321:LYS:O	1:2:322:ARG:HB2	1.81	0.78
1:C:7:LYS:HD2	1:C:66:PHE:CE2	2.18	0.78
1:L:82:ASN:HB2	1:L:89:THR:CG2	2.13	0.78
1:O:82:ASN:HB2	1:O:89:THR:CG2	2.12	0.78
1:R:183:LEU:HD13	1:R:184:GLN:H	1.45	0.78
1:X:82:ASN:HB2	1:X:89:THR:CG2	2.13	0.78
1:Y:228:SER:O	1:Y:257:GLU:HB3	1.84	0.78
1:B:62:LEU:N	1:B:62:LEU:HD23	1.98	0.78
1:B:183:LEU:HD13	1:B:184:GLN:H	1.46	0.78
1:C:131:LEU:HD12	1:C:422:VAL:HG21	1.66	0.78
1:M:82:ASN:HB2	1:M:89:THR:CG2	2.13	0.78

Continued on next page...

Continued from previous page...

Atom-1	Atom-2	Interatomic distance (Å)	Clash overlap (Å)
1:W:449:ALA:HB3	1:W:450:PRO:HD3	1.66	0.78
1:K:62:LEU:N	1:K:62:LEU:HD23	2.00	0.77
1:T:7:LYS:HD2	1:T:66:PHE:CE2	2.19	0.77
1:T:82:ASN:HB2	1:T:89:THR:CG2	2.14	0.77
1:G:7:LYS:HD2	1:G:66:PHE:CE2	2.19	0.77
1:N:228:SER:O	1:N:257:GLU:HB3	1.84	0.77
1:U:321:LYS:O	1:U:322:ARG:HB2	1.81	0.77
1:A:433:ASN:OD1	1:A:436:GLN:HB2	1.84	0.77
1:E:183:LEU:HD13	1:E:184:GLN:H	1.47	0.77
1:U:62:LEU:N	1:U:62:LEU:HD23	2.00	0.77
1:2:7:LYS:HD2	1:2:66:PHE:CE2	2.19	0.77
1:A:131:LEU:HD12	1:A:422:VAL:HG21	1.66	0.77
1:G:433:ASN:OD1	1:G:436:GLN:HB2	1.84	0.77
1:M:183:LEU:HD13	1:M:184:GLN:H	1.45	0.77
1:W:269:GLY:O	1:X:229:ASN:OD1	2.03	0.77
1:2:433:ASN:OD1	1:2:436:GLN:HB2	1.84	0.77
1:X:511:ALA:O	1:X:515:ILE:HG13	1.84	0.77
1:A:46:ALA:HB2	1:B:76:GLU:HG3	1.66	0.77
1:B:228:SER:O	1:B:257:GLU:HB3	1.85	0.77
1:I:449:ALA:HB3	1:I:450:PRO:HD3	1.66	0.77
1:N:183:LEU:HD13	1:N:184:GLN:H	1.47	0.77
1:T:131:LEU:HD12	1:T:422:VAL:HG21	1.66	0.77
1:H:7:LYS:HD2	1:H:66:PHE:CE2	2.19	0.77
1:L:62:LEU:HD23	1:L:62:LEU:N	2.00	0.77
1:E:7:LYS:HD2	1:E:66:PHE:CE2	2.19	0.77
1:E:433:ASN:OD1	1:E:436:GLN:HB2	1.84	0.77
1:K:131:LEU:HD12	1:K:422:VAL:HG21	1.67	0.77
1:O:76:GLU:HG3	1:U:46:ALA:HB2	1.66	0.77
1:Q:7:LYS:HD2	1:Q:66:PHE:CE2	2.20	0.77
1:D:62:LEU:HD23	1:D:62:LEU:N	2.00	0.77
1:E:82:ASN:HB2	1:E:89:THR:CG2	2.15	0.77
1:G:62:LEU:HD23	1:G:62:LEU:N	2.00	0.77
1:J:7:LYS:HD2	1:J:66:PHE:CE2	2.20	0.77
1:P:7:LYS:HD2	1:P:66:PHE:CE2	2.20	0.77
1:V:85:ALA:HB1	1:V:499:VAL:HG12	1.67	0.77
1:C:228:SER:O	1:C:257:GLU:HB3	1.85	0.77
1:L:183:LEU:HD13	1:L:184:GLN:H	1.46	0.77
1:R:131:LEU:HD12	1:R:422:VAL:HG21	1.66	0.77
1:A:82:ASN:HB2	1:A:89:THR:CG2	2.14	0.76
1:B:7:LYS:HD2	1:B:66:PHE:CE2	2.19	0.76
1:O:7:LYS:HD2	1:O:66:PHE:CE2	2.20	0.76

Continued on next page...

Continued from previous page...

Atom-1	Atom-2	Interatomic distance (Å)	Clash overlap (Å)
1:U:7:LYS:HD2	1:U:66:PHE:CE2	2.20	0.76
1:A:62:LEU:N	1:A:62:LEU:HD23	1.98	0.76
1:C:449:ALA:HB3	1:C:450:PRO:HD3	1.67	0.76
1:D:449:ALA:HB3	1:D:450:PRO:HD3	1.66	0.76
1:K:7:LYS:HD2	1:K:66:PHE:CE2	2.20	0.76
1:S:228:SER:O	1:S:257:GLU:HB3	1.85	0.76
1:K:228:SER:O	1:K:257:GLU:HB3	1.86	0.76
1:F:131:LEU:HD12	1:F:422:VAL:HG21	1.66	0.76
1:H:200:LEU:HG	1:H:275:ALA:O	1.86	0.76
1:O:449:ALA:HB3	1:O:450:PRO:HD3	1.68	0.76
1:R:511:ALA:O	1:R:515:ILE:HG13	1.84	0.76
1:V:46:ALA:HB2	1:W:76:GLU:HG3	1.67	0.76
1:D:183:LEU:HD13	1:D:184:GLN:H	1.49	0.76
1:F:433:ASN:OD1	1:F:436:GLN:HB2	1.85	0.76
1:J:228:SER:O	1:J:257:GLU:HB3	1.86	0.76
1:M:228:SER:O	1:M:257:GLU:HB3	1.85	0.76
1:N:7:LYS:HD2	1:N:66:PHE:CE2	2.21	0.76
1:T:183:LEU:HD13	1:T:184:GLN:H	1.48	0.76
1:D:321:LYS:O	1:D:322:ARG:HB2	1.83	0.76
1:I:82:ASN:HB2	1:I:89:THR:CG2	2.15	0.76
1:Q:183:LEU:HD13	1:Q:184:GLN:H	1.47	0.76
1:V:228:SER:O	1:V:257:GLU:HB3	1.86	0.76
1:V:433:ASN:OD1	1:V:436:GLN:HB2	1.85	0.76
1:X:228:SER:O	1:X:257:GLU:HB3	1.85	0.76
1:Y:433:ASN:OD1	1:Y:436:GLN:HB2	1.85	0.76
1:1:82:ASN:HB2	1:1:89:THR:CG2	2.16	0.76
1:2:228:SER:O	1:2:257:GLU:HB3	1.86	0.76
1:N:82:ASN:HB2	1:N:89:THR:CG2	2.15	0.76
1:C:433:ASN:OD1	1:C:436:GLN:HB2	1.86	0.76
1:G:228:SER:O	1:G:257:GLU:HB3	1.86	0.76
1:S:433:ASN:OD1	1:S:436:GLN:HB2	1.85	0.76
1:W:62:LEU:HD23	1:W:62:LEU:N	2.01	0.76
1:D:7:LYS:HD2	1:D:66:PHE:CE2	2.20	0.75
1:F:183:LEU:HD13	1:F:184:GLN:H	1.49	0.75
1:H:433:ASN:OD1	1:H:436:GLN:HB2	1.86	0.75
1:R:200:LEU:HG	1:R:275:ALA:O	1.85	0.75
1:G:449:ALA:HB3	1:G:450:PRO:HD3	1.68	0.75
1:Q:228:SER:O	1:Q:257:GLU:HB3	1.86	0.75
1:D:433:ASN:OD1	1:D:436:GLN:HB2	1.86	0.75
1:K:511:ALA:O	1:K:515:ILE:HG13	1.86	0.75
1:Q:433:ASN:OD1	1:Q:436:GLN:HB2	1.85	0.75

Continued on next page...

Continued from previous page...

Atom-1	Atom-2	Interatomic distance (Å)	Clash overlap (Å)
1:V:131:LEU:HD12	1:V:422:VAL:HG21	1.66	0.75
1:V:8:PHE:HE1	1:V:519:CYS:SG	2.09	0.75
1:C:62:LEU:N	1:C:62:LEU:HD23	2.01	0.75
1:D:82:ASN:HB2	1:D:89:THR:CG2	2.16	0.75
1:J:433:ASN:OD1	1:J:436:GLN:HB2	1.86	0.75
1:X:449:ALA:HB3	1:X:450:PRO:HD3	1.68	0.75
1:H:228:SER:O	1:H:257:GLU:HB3	1.86	0.75
1:M:449:ALA:HB3	1:M:450:PRO:HD3	1.69	0.75
1:P:183:LEU:HD13	1:P:184:GLN:H	1.49	0.75
1:I:433:ASN:OD1	1:I:436:GLN:HB2	1.86	0.75
1:F:228:SER:O	1:F:257:GLU:HB3	1.86	0.75
1:W:228:SER:O	1:W:257:GLU:HB3	1.87	0.75
1:O:228:SER:O	1:O:257:GLU:HB3	1.87	0.75
1:R:433:ASN:OD1	1:R:436:GLN:HB2	1.87	0.74
1:Z:433:ASN:OD1	1:Z:436:GLN:HB2	1.87	0.74
1:M:7:LYS:HD2	1:M:66:PHE:CE2	2.21	0.74
1:U:433:ASN:OD1	1:U:436:GLN:HB2	1.87	0.74
1:L:7:LYS:HD2	1:L:66:PHE:CE2	2.22	0.74
1:L:449:ALA:HB3	1:L:450:PRO:HD3	1.69	0.74
1:A:228:SER:O	1:A:257:GLU:HB3	1.87	0.74
1:Q:449:ALA:HB3	1:Q:450:PRO:HD3	1.68	0.74
1:Y:8:PHE:HE1	1:Y:519:CYS:HG	1.32	0.74
1:2:183:LEU:HD13	1:2:184:GLN:H	1.48	0.74
1:I:511:ALA:O	1:I:515:ILE:HG13	1.87	0.74
1:N:449:ALA:HB3	1:N:450:PRO:HD3	1.69	0.74
1:B:449:ALA:HB3	1:B:450:PRO:HD3	1.69	0.74
1:D:228:SER:O	1:D:257:GLU:HB3	1.87	0.74
1:K:200:LEU:HG	1:K:275:ALA:O	1.88	0.74
1:O:433:ASN:OD1	1:O:436:GLN:HB2	1.88	0.74
1:A:7:LYS:HD2	1:A:66:PHE:CE2	2.22	0.74
1:I:228:SER:O	1:I:257:GLU:HB3	1.87	0.74
1:X:278:ALA:HB1	1:X:279:PRO:HD2	1.70	0.74
1:Z:8:PHE:HE1	1:Z:519:CYS:HG	1.35	0.74
1:E:228:SER:O	1:E:257:GLU:HB3	1.86	0.74
1:R:228:SER:O	1:R:257:GLU:HB3	1.87	0.74
1:L:433:ASN:OD1	1:L:436:GLN:HB2	1.88	0.73
1:P:455:VAL:HG11	1:P:462:PRO:HA	1.69	0.73
1:S:7:LYS:HD2	1:S:66:PHE:CE2	2.23	0.73
1:S:62:LEU:N	1:S:62:LEU:HD23	2.00	0.73
1:T:228:SER:O	1:T:257:GLU:HB3	1.88	0.73
1:U:200:LEU:HG	1:U:275:ALA:O	1.88	0.73

Continued on next page...

Continued from previous page...

Atom-1	Atom-2	Interatomic distance (Å)	Clash overlap (Å)
1:L:228:SER:O	1:L:257:GLU:HB3	1.87	0.73
1:U:228:SER:O	1:U:257:GLU:HB3	1.87	0.73
1:Y:200:LEU:HG	1:Y:275:ALA:O	1.89	0.73
1:J:249:ILE:HB	1:J:275:ALA:HB2	1.71	0.73
1:W:200:LEU:HG	1:W:275:ALA:O	1.88	0.73
1:2:19:GLY:O	1:2:71:ALA:HB2	1.88	0.73
1:I:200:LEU:HG	1:I:275:ALA:O	1.89	0.73
1:I:7:LYS:HD2	1:I:66:PHE:CE2	2.24	0.73
1:L:200:LEU:HG	1:L:275:ALA:O	1.89	0.73
1:N:278:ALA:HB1	1:N:279:PRO:HD2	1.71	0.73
1:Q:62:LEU:N	1:Q:62:LEU:HD23	2.03	0.73
1:Q:200:LEU:HG	1:Q:275:ALA:O	1.88	0.73
1:X:200:LEU:HG	1:X:275:ALA:O	1.89	0.73
1:N:200:LEU:HG	1:N:275:ALA:O	1.89	0.73
1:1:228:SER:O	1:1:257:GLU:HB3	1.87	0.73
1:J:200:LEU:HG	1:J:275:ALA:O	1.88	0.73
1:X:7:LYS:HD2	1:X:66:PHE:CE2	2.24	0.73
1:2:449:ALA:HB3	1:2:450:PRO:HD3	1.71	0.73
1:I:433:ASN:OD1	1:I:436:GLN:HB2	1.89	0.72
1:Z:228:SER:O	1:Z:257:GLU:HB3	1.88	0.72
1:A:200:LEU:HG	1:A:275:ALA:O	1.89	0.72
1:E:200:LEU:HG	1:E:275:ALA:O	1.88	0.72
1:G:200:LEU:HG	1:G:275:ALA:O	1.88	0.72
1:I:319:GLN:O	1:I:336:VAL:HG23	1.89	0.72
1:K:66:PHE:CE1	1:K:522:THR:HG22	2.24	0.72
1:N:230:ILE:HD12	1:N:261:THR:CG2	2.17	0.72
1:R:46:ALA:HB2	1:S:76:GLU:HG3	1.70	0.72
1:W:8:PHE:HE1	1:W:519:CYS:HG	1.38	0.72
1:X:38:VAL:HG22	1:Y:519:CYS:HB3	1.71	0.72
1:1:200:LEU:HG	1:1:275:ALA:O	1.89	0.72
1:K:433:ASN:OD1	1:K:436:GLN:HB2	1.90	0.72
1:R:249:ILE:HB	1:R:275:ALA:HB2	1.71	0.72
1:I:249:ILE:HB	1:I:275:ALA:HB2	1.72	0.72
1:R:7:LYS:HD2	1:R:66:PHE:CE2	2.24	0.72
1:I:38:VAL:HG22	1:J:519:CYS:HB3	1.70	0.72
1:R:62:LEU:N	1:R:62:LEU:HD23	2.04	0.72
1:Y:7:LYS:HD2	1:Y:66:PHE:CE2	2.25	0.72
1:I:66:PHE:CE1	1:I:522:THR:HG22	2.25	0.72
1:N:433:ASN:OD1	1:N:436:GLN:HB2	1.89	0.72
1:W:249:ILE:HB	1:W:275:ALA:HB2	1.72	0.72
1:Z:200:LEU:HG	1:Z:275:ALA:O	1.90	0.72

Continued on next page...

Continued from previous page...

Atom-1	Atom-2	Interatomic distance (Å)	Clash overlap (Å)
1:B:235:PRO:CG	1:B:310:GLU:HA	2.20	0.72
1:B:7:LYS:HD2	1:B:66:PHE:HE2	1.56	0.71
1:F:200:LEU:HG	1:F:275:ALA:O	1.90	0.71
1:T:230:ILE:HD12	1:T:261:THR:CG2	2.18	0.71
1:O:27:VAL:HG12	1:O:90:THR:HG23	1.71	0.71
1:S:278:ALA:HB1	1:S:279:PRO:HD2	1.72	0.71
1:B:249:ILE:HB	1:B:275:ALA:HB2	1.73	0.71
1:O:249:ILE:HB	1:O:275:ALA:HB2	1.72	0.71
1:S:200:LEU:HG	1:S:275:ALA:O	1.89	0.71
1:T:433:ASN:OD1	1:T:436:GLN:HB2	1.90	0.71
1:O:200:LEU:HG	1:O:275:ALA:O	1.88	0.71
1:Y:66:PHE:CE1	1:Y:522:THR:HG22	2.26	0.71
1:T:200:LEU:HG	1:T:275:ALA:O	1.91	0.71
1:U:278:ALA:HB1	1:U:279:PRO:HD2	1.72	0.71
1:V:200:LEU:HG	1:V:275:ALA:O	1.90	0.71
1:H:278:ALA:HB1	1:H:279:PRO:HD2	1.73	0.71
1:I:278:ALA:HB1	1:I:279:PRO:HD2	1.72	0.71
1:W:7:LYS:HD2	1:W:66:PHE:CE2	2.26	0.71
1:1:38:VAL:HG22	1:2:519:CYS:HB3	1.73	0.71
1:B:6:VAL:CG2	1:B:521:VAL:HG22	2.20	0.71
1:L:249:ILE:HB	1:L:275:ALA:HB2	1.71	0.71
1:A:27:VAL:HG12	1:A:90:THR:HG23	1.73	0.71
1:E:249:ILE:HB	1:E:275:ALA:HB2	1.72	0.71
1:A:249:ILE:HB	1:A:275:ALA:HB2	1.73	0.71
1:A:278:ALA:HB1	1:A:279:PRO:HD2	1.73	0.71
1:F:7:LYS:HD2	1:F:66:PHE:CE2	2.26	0.71
1:Q:235:PRO:CG	1:Q:310:GLU:HA	2.21	0.71
1:2:200:LEU:HG	1:2:275:ALA:O	1.91	0.71
1:B:278:ALA:HB1	1:B:279:PRO:HD2	1.73	0.70
1:E:27:VAL:HG12	1:E:90:THR:HG23	1.73	0.70
1:D:200:LEU:HG	1:D:275:ALA:O	1.89	0.70
1:I:27:VAL:HG12	1:I:90:THR:HG23	1.71	0.70
1:O:455:VAL:HG11	1:O:462:PRO:HA	1.72	0.70
1:P:200:LEU:HG	1:P:275:ALA:O	1.90	0.70
1:Q:66:PHE:CE1	1:Q:522:THR:HG22	2.25	0.70
1:T:278:ALA:HB1	1:T:279:PRO:HD2	1.73	0.70
1:Y:278:ALA:HB1	1:Y:279:PRO:HD2	1.73	0.70
1:1:449:ALA:HB3	1:1:450:PRO:HD3	1.73	0.70
1:H:7:LYS:HD2	1:H:66:PHE:HE2	1.57	0.70
1:U:230:ILE:HD12	1:U:261:THR:CG2	2.19	0.70
1:J:278:ALA:HB1	1:J:279:PRO:HD2	1.73	0.70

Continued on next page...

Continued from previous page...

Atom-1	Atom-2	Interatomic distance (Å)	Clash overlap (Å)
1:Z:249:ILE:HB	1:Z:275:ALA:HB2	1.73	0.70
1:D:249:ILE:HB	1:D:275:ALA:HB2	1.72	0.70
1:H:235:PRO:CG	1:H:310:GLU:HA	2.22	0.70
1:K:8:PHE:HE1	1:K:519:CYS:SG	2.14	0.70
1:N:249:ILE:HB	1:N:275:ALA:HB2	1.74	0.70
1:O:235:PRO:CG	1:O:310:GLU:HA	2.22	0.70
1:P:235:PRO:CG	1:P:310:GLU:HA	2.21	0.70
1:T:455:VAL:HG11	1:T:462:PRO:HA	1.73	0.70
1:W:433:ASN:OD1	1:W:436:GLN:HB2	1.90	0.70
1:F:66:PHE:CE1	1:F:522:THR:HG22	2.26	0.70
1:N:66:PHE:CE1	1:N:522:THR:HG22	2.27	0.70
1:U:235:PRO:CG	1:U:310:GLU:HA	2.22	0.70
1:V:249:ILE:HB	1:V:275:ALA:HB2	1.73	0.70
1:W:235:PRO:CG	1:W:310:GLU:HA	2.22	0.70
1:Y:235:PRO:CG	1:Y:310:GLU:HA	2.22	0.70
1:2:249:ILE:HB	1:2:275:ALA:HB2	1.72	0.70
1:1:278:ALA:HB1	1:1:279:PRO:HD2	1.72	0.70
1:B:27:VAL:HG12	1:B:90:THR:HG23	1.74	0.70
1:H:249:ILE:HB	1:H:275:ALA:HB2	1.74	0.70
1:I:235:PRO:CG	1:I:310:GLU:HA	2.22	0.70
1:K:278:ALA:HB1	1:K:279:PRO:HD2	1.73	0.70
1:S:235:PRO:CG	1:S:310:GLU:HA	2.21	0.70
1:T:249:ILE:HB	1:T:275:ALA:HB2	1.73	0.70
1:X:249:ILE:HB	1:X:275:ALA:HB2	1.74	0.70
1:X:326:ASN:HD22	1:X:329:THR:HB	1.57	0.70
1:2:8:PHE:HE1	1:2:519:CYS:HG	1.38	0.70
1:A:66:PHE:CE1	1:A:522:THR:HG22	2.27	0.70
1:M:38:VAL:HG22	1:N:519:CYS:HB3	1.73	0.70
1:R:235:PRO:CG	1:R:310:GLU:HA	2.21	0.70
1:V:330:THR:HG22	1:V:331:THR:N	2.06	0.70
1:Y:249:ILE:HB	1:Y:275:ALA:HB2	1.74	0.70
1:D:123:ALA:HB2	1:D:440:ILE:HG23	1.74	0.70
1:E:235:PRO:CG	1:E:310:GLU:HA	2.21	0.70
1:F:455:VAL:HG11	1:F:462:PRO:HA	1.74	0.70
1:N:455:VAL:HG11	1:N:462:PRO:HA	1.74	0.70
1:W:278:ALA:HB1	1:W:279:PRO:HD2	1.74	0.70
1:1:249:ILE:HB	1:1:275:ALA:HB2	1.72	0.70
1:N:123:ALA:HB2	1:N:440:ILE:HG23	1.74	0.69
1:R:278:ALA:HB1	1:R:279:PRO:HD2	1.74	0.69
1:2:27:VAL:HG12	1:2:90:THR:HG23	1.74	0.69
1:F:249:ILE:HB	1:F:275:ALA:HB2	1.73	0.69

Continued on next page...

Continued from previous page...

Atom-1	Atom-2	Interatomic distance (Å)	Clash overlap (Å)
1:J:235:PRO:CG	1:J:310:GLU:HA	2.22	0.69
1:M:278:ALA:HB1	1:M:279:PRO:HD2	1.72	0.69
1:N:330:THR:HG22	1:N:331:THR:N	2.07	0.69
1:X:235:PRO:CG	1:X:310:GLU:HA	2.22	0.69
1:Z:7:LYS:HD2	1:Z:66:PHE:HE2	1.54	0.69
1:1:330:THR:HG22	1:1:331:THR:N	2.08	0.69
1:G:235:PRO:CG	1:G:310:GLU:HA	2.21	0.69
1:C:235:PRO:CG	1:C:310:GLU:HA	2.22	0.69
1:Y:8:PHE:HE1	1:Y:519:CYS:SG	2.15	0.69
1:Z:6:VAL:CG2	1:Z:521:VAL:HG22	2.21	0.69
1:C:455:VAL:HG11	1:C:462:PRO:HA	1.73	0.69
1:H:82:ASN:HB2	1:H:89:THR:HG21	1.74	0.69
1:L:235:PRO:CG	1:L:310:GLU:HA	2.22	0.69
1:T:235:PRO:CG	1:T:310:GLU:HA	2.22	0.69
1:A:319:GLN:O	1:A:336:VAL:HG23	1.93	0.69
1:B:200:LEU:HG	1:B:275:ALA:O	1.92	0.69
1:M:200:LEU:HG	1:M:275:ALA:O	1.93	0.69
1:P:7:LYS:HD2	1:P:66:PHE:HE2	1.57	0.69
1:P:249:ILE:HB	1:P:275:ALA:HB2	1.73	0.69
1:S:249:ILE:HB	1:S:275:ALA:HB2	1.74	0.69
1:1:319:GLN:O	1:1:336:VAL:HG23	1.92	0.69
1:2:278:ALA:HB1	1:2:279:PRO:HD2	1.73	0.69
1:A:326:ASN:HD22	1:A:329:THR:HB	1.57	0.69
1:Z:235:PRO:CG	1:Z:310:GLU:HA	2.23	0.69
1:A:235:PRO:CG	1:A:310:GLU:HA	2.22	0.69
1:C:27:VAL:HG12	1:C:90:THR:HG23	1.74	0.69
1:C:200:LEU:HG	1:C:275:ALA:O	1.91	0.69
1:F:235:PRO:CG	1:F:310:GLU:HA	2.22	0.69
1:G:66:PHE:CE1	1:G:522:THR:HG22	2.26	0.69
1:K:235:PRO:CG	1:K:310:GLU:HA	2.22	0.69
1:M:326:ASN:HD22	1:M:329:THR:HB	1.55	0.69
1:O:7:LYS:HD2	1:O:66:PHE:HE2	1.58	0.69
1:O:278:ALA:HB1	1:O:279:PRO:HD2	1.74	0.69
1:Q:249:ILE:HB	1:Q:275:ALA:HB2	1.74	0.69
1:T:8:PHE:HE1	1:T:519:CYS:HG	1.37	0.69
1:U:123:ALA:HB2	1:U:440:ILE:HG23	1.74	0.69
1:Y:326:ASN:HD22	1:Y:329:THR:HB	1.57	0.69
1:Z:278:ALA:HB1	1:Z:279:PRO:HD2	1.74	0.69
1:2:455:VAL:HG11	1:2:462:PRO:HA	1.73	0.69
1:H:224:ASP:O	1:H:225:LYS:HB3	1.93	0.69
1:V:8:PHE:HE1	1:V:519:CYS:HG	1.39	0.69

Continued on next page...

Continued from previous page...

Atom-1	Atom-2	Interatomic distance (Å)	Clash overlap (Å)
1:V:230:ILE:HD12	1:V:261:THR:CG2	2.18	0.69
1:W:330:THR:HG22	1:W:331:THR:N	2.08	0.69
1:D:235:PRO:CG	1:D:310:GLU:HA	2.23	0.69
1:G:249:ILE:HB	1:G:275:ALA:HB2	1.75	0.69
1:P:326:ASN:HD22	1:P:329:THR:HB	1.58	0.69
1:C:7:LYS:HD2	1:C:66:PHE:HE2	1.56	0.68
1:C:249:ILE:HB	1:C:275:ALA:HB2	1.74	0.68
1:G:278:ALA:HB1	1:G:279:PRO:HD2	1.75	0.68
1:K:330:THR:HG22	1:K:331:THR:N	2.08	0.68
1:S:66:PHE:CE1	1:S:522:THR:HG22	2.27	0.68
1:2:235:PRO:CG	1:2:310:GLU:HA	2.23	0.68
1:K:38:VAL:HG22	1:L:519:CYS:HB3	1.74	0.68
1:K:123:ALA:HB2	1:K:440:ILE:HG23	1.74	0.68
1:H:326:ASN:HD22	1:H:329:THR:HB	1.56	0.68
1:H:330:THR:HG22	1:H:331:THR:N	2.07	0.68
1:L:319:GLN:O	1:L:336:VAL:HG23	1.93	0.68
1:Q:224:ASP:O	1:Q:225:LYS:HB3	1.93	0.68
1:V:278:ALA:HB1	1:V:279:PRO:HD2	1.75	0.68
1:A:123:ALA:HB2	1:A:440:ILE:HG23	1.75	0.68
1:A:330:THR:HG22	1:A:331:THR:N	2.08	0.68
1:H:330:THR:HG22	1:H:331:THR:H	1.59	0.68
1:L:330:THR:HG22	1:L:331:THR:N	2.08	0.68
1:N:235:PRO:CG	1:N:310:GLU:HA	2.23	0.68
1:O:38:VAL:HG22	1:P:519:CYS:HB3	1.73	0.68
1:R:66:PHE:CE1	1:R:522:THR:HG22	2.27	0.68
1:T:330:THR:HG22	1:T:331:THR:N	2.08	0.68
1:E:455:VAL:HG11	1:E:462:PRO:HA	1.74	0.68
1:J:6:VAL:CG2	1:J:521:VAL:HG22	2.21	0.68
1:K:249:ILE:HB	1:K:275:ALA:HB2	1.73	0.68
1:U:249:ILE:HB	1:U:275:ALA:HB2	1.76	0.68
1:V:326:ASN:HD22	1:V:329:THR:HB	1.58	0.68
1:F:326:ASN:HD22	1:F:329:THR:HB	1.57	0.68
1:J:326:ASN:HD22	1:J:329:THR:HB	1.59	0.68
1:K:326:ASN:HD22	1:K:329:THR:HB	1.58	0.68
1:Q:82:ASN:HB2	1:Q:89:THR:HG21	1.76	0.68
1:Y:455:VAL:HG11	1:Y:462:PRO:HA	1.74	0.68
1:A:38:VAL:HG22	1:B:519:CYS:HB3	1.76	0.68
1:G:224:ASP:O	1:G:225:LYS:HB3	1.94	0.68
1:J:66:PHE:CE1	1:J:522:THR:HG22	2.29	0.68
1:V:455:VAL:HG11	1:V:462:PRO:HA	1.75	0.68
1:Z:230:ILE:HD12	1:Z:261:THR:CG2	2.20	0.68

Continued on next page...

Continued from previous page...

Atom-1	Atom-2	Interatomic distance (Å)	Clash overlap (Å)
1:D:278:ALA:HB1	1:D:279:PRO:HD2	1.75	0.68
1:F:82:ASN:HB2	1:F:89:THR:HG21	1.76	0.68
1:H:6:VAL:CG2	1:H:521:VAL:HG22	2.23	0.68
1:K:224:ASP:O	1:K:225:LYS:HB3	1.93	0.68
1:K:230:ILE:HD12	1:K:261:THR:CG2	2.19	0.68
1:M:249:ILE:HB	1:M:275:ALA:HB2	1.74	0.68
1:S:330:THR:HG22	1:S:331:THR:N	2.09	0.68
1:Z:330:THR:HG22	1:Z:331:THR:N	2.09	0.68
1:J:82:ASN:HB2	1:J:89:THR:HG21	1.75	0.68
1:Y:46:ALA:CB	1:Z:76:GLU:HG3	2.23	0.68
1:Y:414:GLY:H	1:Y:494:LEU:HA	1.59	0.68
1:B:8:PHE:HE1	1:B:519:CYS:HG	1.40	0.68
1:E:278:ALA:HB1	1:E:279:PRO:HD2	1.74	0.68
1:U:66:PHE:CE1	1:U:522:THR:HG22	2.29	0.68
1:C:330:THR:HG22	1:C:331:THR:N	2.09	0.67
1:H:455:VAL:HG11	1:H:462:PRO:HA	1.76	0.67
1:L:278:ALA:HB1	1:L:279:PRO:HD2	1.74	0.67
1:N:326:ASN:HD22	1:N:329:THR:HB	1.58	0.67
1:O:6:VAL:CG2	1:O:521:VAL:HG22	2.23	0.67
1:V:66:PHE:CE1	1:V:522:THR:HG22	2.29	0.67
1:C:319:GLN:O	1:C:336:VAL:HG23	1.93	0.67
1:G:7:LYS:HD2	1:G:66:PHE:HE2	1.58	0.67
1:K:27:VAL:HG12	1:K:90:THR:HG23	1.75	0.67
1:L:230:ILE:HD12	1:L:261:THR:CG2	2.19	0.67
1:M:414:GLY:O	1:M:417:VAL:HG22	1.94	0.67
1:T:7:LYS:HD2	1:T:66:PHE:HE2	1.57	0.67
1:U:326:ASN:HD22	1:U:329:THR:HB	1.59	0.67
1:I:198:GLY:O	1:I:276:VAL:HG12	1.94	0.67
1:B:224:ASP:O	1:B:225:LYS:HB3	1.94	0.67
1:C:278:ALA:HB1	1:C:279:PRO:HD2	1.75	0.67
1:G:82:ASN:HB2	1:G:89:THR:HG21	1.75	0.67
1:M:34:LYS:HG3	1:M:458:CYS:SG	2.35	0.67
1:N:330:THR:HG22	1:N:331:THR:H	1.59	0.67
1:Q:230:ILE:HD12	1:Q:261:THR:CG2	2.20	0.67
1:X:330:THR:HG22	1:X:331:THR:N	2.09	0.67
1:I:230:ILE:HD12	1:I:261:THR:CG2	2.20	0.67
1:R:82:ASN:HB2	1:R:89:THR:HG21	1.76	0.67
1:R:230:ILE:HD12	1:R:261:THR:CG2	2.19	0.67
1:U:224:ASP:O	1:U:225:LYS:HB3	1.94	0.67
1:V:7:LYS:HD2	1:V:66:PHE:HE2	1.55	0.67
1:X:266:THR:HG21	1:X:273:VAL:H	1.58	0.67

Continued on next page...

Continued from previous page...

Atom-1	Atom-2	Interatomic distance (Å)	Clash overlap (Å)
1:D:330:THR:HG22	1:D:331:THR:N	2.10	0.67
1:M:6:VAL:CG2	1:M:521:VAL:HG22	2.22	0.67
1:V:330:THR:HG22	1:V:331:THR:H	1.60	0.67
1:W:224:ASP:O	1:W:225:LYS:HB3	1.94	0.67
1:1:27:VAL:HG12	1:1:90:THR:HG23	1.74	0.67
1:1:235:PRO:CG	1:1:310:GLU:HA	2.24	0.67
1:B:319:GLN:O	1:B:336:VAL:HG23	1.94	0.67
1:F:278:ALA:HB1	1:F:279:PRO:HD2	1.76	0.67
1:S:230:ILE:HD12	1:S:261:THR:CG2	2.17	0.67
1:U:266:THR:HG21	1:U:273:VAL:H	1.59	0.67
1:U:330:THR:HG22	1:U:331:THR:N	2.09	0.67
1:B:123:ALA:HB2	1:B:440:ILE:HG23	1.77	0.67
1:C:123:ALA:HB2	1:C:440:ILE:HG23	1.76	0.67
1:H:66:PHE:CE1	1:H:522:THR:HG22	2.29	0.67
1:A:330:THR:HG22	1:A:331:THR:H	1.60	0.67
1:D:326:ASN:HD22	1:D:329:THR:HB	1.59	0.67
1:J:7:LYS:HD2	1:J:66:PHE:HE2	1.59	0.67
1:Y:224:ASP:O	1:Y:225:LYS:HB3	1.95	0.67
1:G:330:THR:HG22	1:G:331:THR:N	2.10	0.67
1:J:342:ILE:O	1:J:346:VAL:HG23	1.95	0.67
1:M:319:GLN:O	1:M:336:VAL:HG23	1.95	0.67
1:O:34:LYS:HG3	1:O:458:CYS:SG	2.34	0.67
1:Q:319:GLN:O	1:Q:336:VAL:HG23	1.95	0.67
1:R:27:VAL:HG12	1:R:90:THR:HG23	1.75	0.67
1:S:224:ASP:O	1:S:225:LYS:HB3	1.95	0.67
1:U:7:LYS:HD2	1:U:66:PHE:HE2	1.59	0.67
1:1:414:GLY:O	1:1:417:VAL:HG22	1.95	0.67
1:2:82:ASN:HB2	1:2:89:THR:HG21	1.76	0.67
1:A:455:VAL:HG11	1:A:462:PRO:HA	1.77	0.67
1:D:6:VAL:CG2	1:D:521:VAL:HG22	2.23	0.67
1:K:82:ASN:HB2	1:K:89:THR:HG21	1.76	0.67
1:K:342:ILE:O	1:K:346:VAL:HG23	1.94	0.67
1:L:224:ASP:O	1:L:225:LYS:HB3	1.94	0.67
1:S:146:GLN:O	1:S:150:ILE:HG13	1.95	0.67
1:S:330:THR:HG22	1:S:331:THR:H	1.60	0.67
1:V:224:ASP:O	1:V:225:LYS:HB3	1.93	0.67
1:D:319:GLN:O	1:D:336:VAL:HG23	1.95	0.66
1:Q:278:ALA:HB1	1:Q:279:PRO:HD2	1.75	0.66
1:S:326:ASN:HD22	1:S:329:THR:HB	1.59	0.66
1:Z:82:ASN:HB2	1:Z:89:THR:HG21	1.76	0.66
1:A:224:ASP:O	1:A:225:LYS:HB3	1.96	0.66

Continued on next page...

Continued from previous page...

Atom-1	Atom-2	Interatomic distance (Å)	Clash overlap (Å)
1:G:342:ILE:O	1:G:346:VAL:HG23	1.96	0.66
1:K:8:PHE:HE1	1:K:519:CYS:HG	1.37	0.66
1:M:235:PRO:CG	1:M:310:GLU:HA	2.24	0.66
1:P:330:THR:HG22	1:P:331:THR:N	2.09	0.66
1:S:82:ASN:HB2	1:S:89:THR:HG21	1.77	0.66
1:T:224:ASP:O	1:T:225:LYS:HB3	1.94	0.66
1:W:34:LYS:HG3	1:W:458:CYS:SG	2.34	0.66
1:X:330:THR:HG22	1:X:331:THR:H	1.60	0.66
1:A:34:LYS:HG3	1:A:458:CYS:SG	2.35	0.66
1:C:66:PHE:CE1	1:C:522:THR:HG22	2.30	0.66
1:D:230:ILE:HD12	1:D:261:THR:CG2	2.19	0.66
1:I:230:ILE:HD12	1:I:261:THR:CG2	2.19	0.66
1:J:330:THR:HG22	1:J:331:THR:N	2.11	0.66
1:N:224:ASP:O	1:N:225:LYS:HB3	1.95	0.66
1:Q:123:ALA:HB2	1:Q:440:ILE:HG23	1.77	0.66
1:Q:330:THR:HG22	1:Q:331:THR:N	2.11	0.66
1:R:224:ASP:O	1:R:225:LYS:HB3	1.94	0.66
1:T:27:VAL:HG12	1:T:90:THR:HG23	1.78	0.66
1:T:66:PHE:CE1	1:T:522:THR:HG22	2.30	0.66
1:V:27:VAL:HG12	1:V:90:THR:HG23	1.75	0.66
1:V:82:ASN:HB2	1:V:89:THR:HG21	1.78	0.66
1:V:123:ALA:HB2	1:V:440:ILE:HG23	1.78	0.66
1:V:235:PRO:CG	1:V:310:GLU:HA	2.23	0.66
1:1:342:ILE:O	1:1:346:VAL:HG23	1.95	0.66
1:C:6:VAL:CG2	1:C:521:VAL:HG22	2.22	0.66
1:E:7:LYS:HD2	1:E:66:PHE:HE2	1.58	0.66
1:E:266:THR:HG21	1:E:273:VAL:H	1.61	0.66
1:G:326:ASN:HD22	1:G:329:THR:HB	1.59	0.66
1:R:319:GLN:O	1:R:336:VAL:HG23	1.96	0.66
1:X:66:PHE:CE1	1:X:522:THR:HG22	2.30	0.66
1:X:230:ILE:HD12	1:X:261:THR:CG2	2.18	0.66
1:X:319:GLN:O	1:X:336:VAL:HG23	1.95	0.66
1:Y:319:GLN:O	1:Y:336:VAL:HG23	1.95	0.66
1:2:66:PHE:CE1	1:2:522:THR:HG22	2.30	0.66
1:D:224:ASP:O	1:D:225:LYS:HB3	1.94	0.66
1:G:8:PHE:HE1	1:G:519:CYS:HG	1.43	0.66
1:H:342:ILE:O	1:H:346:VAL:HG23	1.95	0.66
1:O:330:THR:HG22	1:O:331:THR:N	2.10	0.66
1:R:38:VAL:HG22	1:S:519:CYS:HB3	1.77	0.66
1:R:342:ILE:O	1:R:346:VAL:HG23	1.96	0.66
1:S:319:GLN:O	1:S:336:VAL:HG23	1.95	0.66

Continued on next page...

Continued from previous page...

Atom-1	Atom-2	Interatomic distance (Å)	Clash overlap (Å)
1:U:342:ILE:O	1:U:346:VAL:HG23	1.96	0.66
1:W:66:PHE:CE1	1:W:522:THR:HG22	2.29	0.66
1:W:198:GLY:O	1:W:276:VAL:HG12	1.96	0.66
1:2:123:ALA:HB2	1:2:440:ILE:HG23	1.76	0.66
1:2:326:ASN:HD22	1:2:329:THR:HB	1.59	0.66
1:A:90:THR:O	1:A:94:VAL:HG12	1.96	0.66
1:B:82:ASN:HB2	1:B:89:THR:HG21	1.77	0.66
1:C:326:ASN:HD22	1:C:329:THR:HB	1.60	0.66
1:F:330:THR:HG22	1:F:331:THR:N	2.09	0.66
1:G:319:GLN:O	1:G:336:VAL:HG23	1.95	0.66
1:M:27:VAL:HG12	1:M:90:THR:HG23	1.76	0.66
1:N:319:GLN:O	1:N:336:VAL:HG23	1.95	0.66
1:Q:266:THR:HG21	1:Q:273:VAL:H	1.61	0.66
1:U:82:ASN:HB2	1:U:89:THR:HG21	1.76	0.66
1:U:319:GLN:O	1:U:336:VAL:HG23	1.96	0.66
1:Z:326:ASN:HD22	1:Z:329:THR:HB	1.60	0.66
1:1:7:LYS:HD2	1:1:66:PHE:HE2	1.57	0.66
1:1:455:VAL:HG11	1:1:462:PRO:HA	1.76	0.66
1:2:414:GLY:O	1:2:417:VAL:HG22	1.94	0.66
1:L:123:ALA:HB2	1:L:440:ILE:HG23	1.78	0.66
1:L:342:ILE:O	1:L:346:VAL:HG23	1.96	0.66
1:T:8:PHE:HE1	1:T:519:CYS:SG	2.18	0.66
1:V:65:LYS:O	1:V:69:MET:HG3	1.96	0.66
1:C:230:ILE:HD12	1:C:261:THR:CG2	2.19	0.66
1:H:76:GLU:HG3	1:N:46:ALA:CB	2.25	0.66
1:H:131:LEU:CD1	1:H:422:VAL:HG21	2.25	0.66
1:J:414:GLY:O	1:J:417:VAL:HG22	1.95	0.66
1:J:455:VAL:HG11	1:J:462:PRO:HA	1.77	0.66
1:O:326:ASN:HD22	1:O:329:THR:HB	1.60	0.66
1:Q:7:LYS:HD2	1:Q:66:PHE:HE2	1.60	0.66
1:W:330:THR:HG22	1:W:331:THR:H	1.61	0.66
1:B:326:ASN:HD22	1:B:329:THR:HB	1.61	0.66
1:G:266:THR:HG21	1:G:273:VAL:H	1.59	0.66
1:K:7:LYS:HD2	1:K:66:PHE:HE2	1.58	0.66
1:L:66:PHE:CE1	1:L:522:THR:HG22	2.31	0.66
1:Z:224:ASP:O	1:Z:225:LYS:HB3	1.95	0.66
1:B:342:ILE:O	1:B:346:VAL:HG23	1.96	0.66
1:C:224:ASP:O	1:C:225:LYS:HB3	1.95	0.66
1:H:269:GLY:O	1:I:229:ASN:OD1	2.14	0.66
1:I:198:GLY:O	1:I:276:VAL:HG12	1.95	0.66
1:I:342:ILE:O	1:I:346:VAL:HG23	1.95	0.66

Continued on next page...

Continued from previous page...

Atom-1	Atom-2	Interatomic distance (Å)	Clash overlap (Å)
1:J:27:VAL:HG12	1:J:90:THR:HG23	1.77	0.66
1:M:330:THR:HG22	1:M:331:THR:N	2.11	0.66
1:O:230:ILE:HD12	1:O:261:THR:CG2	2.20	0.66
1:P:278:ALA:HB1	1:P:279:PRO:HD2	1.77	0.66
1:Q:414:GLY:O	1:Q:417:VAL:HG22	1.96	0.66
1:S:27:VAL:HG12	1:S:90:THR:HG23	1.77	0.66
1:S:414:GLY:O	1:S:417:VAL:HG22	1.95	0.66
1:U:414:GLY:O	1:U:417:VAL:HG22	1.96	0.66
1:Y:146:GLN:O	1:Y:150:ILE:HG13	1.96	0.66
1:B:330:THR:HG22	1:B:331:THR:N	2.10	0.65
1:I:266:THR:HG21	1:I:273:VAL:H	1.61	0.65
1:Q:6:VAL:CG2	1:Q:521:VAL:HG22	2.20	0.65
1:U:27:VAL:HG12	1:U:90:THR:HG23	1.78	0.65
1:W:82:ASN:HB2	1:W:89:THR:HG21	1.76	0.65
1:W:247:LEU:HB3	1:W:273:VAL:HG22	1.79	0.65
1:Z:34:LYS:HG3	1:Z:458:CYS:SG	2.36	0.65
1:2:7:LYS:HD2	1:2:66:PHE:HE2	1.59	0.65
1:D:198:GLY:O	1:D:276:VAL:HG12	1.96	0.65
1:I:330:THR:HG22	1:I:331:THR:N	2.10	0.65
1:J:224:ASP:O	1:J:225:LYS:HB3	1.95	0.65
1:K:417:VAL:HG11	1:K:477:GLY:HA3	1.78	0.65
1:O:46:ALA:HB2	1:P:76:GLU:HG3	1.78	0.65
1:P:330:THR:HG22	1:P:331:THR:H	1.60	0.65
1:S:342:ILE:O	1:S:346:VAL:HG23	1.96	0.65
1:W:342:ILE:O	1:W:346:VAL:HG23	1.96	0.65
1:A:124:VAL:O	1:A:128:VAL:HG23	1.97	0.65
1:A:414:GLY:O	1:A:417:VAL:HG22	1.96	0.65
1:B:266:THR:HG21	1:B:273:VAL:H	1.61	0.65
1:T:241:ALA:HB1	1:U:231:ARG:NH1	2.10	0.65
1:U:330:THR:HG22	1:U:331:THR:H	1.61	0.65
1:Y:330:THR:HG22	1:Y:331:THR:N	2.10	0.65
1:1:6:VAL:CG2	1:1:521:VAL:HG22	2.22	0.65
1:1:224:ASP:O	1:1:225:LYS:HB3	1.96	0.65
1:A:82:ASN:HB2	1:A:89:THR:HG21	1.78	0.65
1:B:414:GLY:H	1:B:494:LEU:HA	1.61	0.65
1:C:82:ASN:HB2	1:C:89:THR:HG21	1.77	0.65
1:F:266:THR:HG21	1:F:273:VAL:H	1.60	0.65
1:M:82:ASN:HB2	1:M:89:THR:HG21	1.79	0.65
1:P:146:GLN:O	1:P:150:ILE:HG13	1.96	0.65
1:Q:326:ASN:HD22	1:Q:329:THR:HB	1.59	0.65
1:Q:342:ILE:O	1:Q:346:VAL:HG23	1.97	0.65

Continued on next page...

Continued from previous page...

Atom-1	Atom-2	Interatomic distance (Å)	Clash overlap (Å)
1:T:326:ASN:HD22	1:T:329:THR:HB	1.60	0.65
1:W:6:VAL:CG2	1:W:521:VAL:HG22	2.24	0.65
1:X:27:VAL:HG12	1:X:90:THR:HG23	1.78	0.65
1:X:247:LEU:HB3	1:X:273:VAL:HG22	1.78	0.65
1:Z:342:ILE:O	1:Z:346:VAL:HG23	1.96	0.65
1:1:326:ASN:HD22	1:1:329:THR:HB	1.61	0.65
1:E:38:VAL:HG22	1:F:519:CYS:HB3	1.78	0.65
1:H:38:VAL:HG22	1:I:519:CYS:HB3	1.77	0.65
1:L:82:ASN:HB2	1:L:89:THR:HG21	1.78	0.65
1:M:330:THR:HG22	1:M:331:THR:H	1.61	0.65
1:P:224:ASP:O	1:P:225:LYS:HB3	1.95	0.65
1:Y:342:ILE:O	1:Y:346:VAL:HG23	1.97	0.65
1:Z:319:GLN:O	1:Z:336:VAL:HG23	1.96	0.65
1:C:342:ILE:O	1:C:346:VAL:HG23	1.97	0.65
1:E:249:ILE:HB	1:E:275:ALA:CB	2.27	0.65
1:F:330:THR:HG22	1:F:331:THR:H	1.61	0.65
1:M:224:ASP:O	1:M:225:LYS:HB3	1.95	0.65
1:U:414:GLY:H	1:U:494:LEU:HA	1.62	0.65
1:W:455:VAL:HG11	1:W:462:PRO:HA	1.79	0.65
1:1:330:THR:HG22	1:1:331:THR:H	1.61	0.65
1:B:66:PHE:CE1	1:B:522:THR:HG22	2.30	0.65
1:E:224:ASP:O	1:E:225:LYS:HB3	1.96	0.65
1:E:330:THR:HG22	1:E:331:THR:N	2.11	0.65
1:H:414:GLY:O	1:H:417:VAL:HG22	1.95	0.65
1:J:249:ILE:HB	1:J:275:ALA:CB	2.27	0.65
1:K:198:GLY:O	1:K:276:VAL:HG12	1.97	0.65
1:L:414:GLY:H	1:L:494:LEU:HA	1.61	0.65
1:N:146:GLN:O	1:N:150:ILE:HG13	1.97	0.65
1:O:342:ILE:O	1:O:346:VAL:HG23	1.97	0.65
1:Z:414:GLY:H	1:Z:494:LEU:HA	1.62	0.65
1:B:249:ILE:HB	1:B:275:ALA:CB	2.27	0.65
1:C:330:THR:HG22	1:C:331:THR:H	1.61	0.65
1:D:66:PHE:CE1	1:D:522:THR:HG22	2.32	0.65
1:L:330:THR:HG22	1:L:331:THR:H	1.61	0.65
1:O:266:THR:HG21	1:O:273:VAL:H	1.61	0.65
1:Q:27:VAL:HG12	1:Q:90:THR:HG23	1.77	0.65
1:R:266:THR:HG21	1:R:273:VAL:H	1.61	0.65
1:U:524:LEU:CD1	1:U:525:PRO:HD2	2.23	0.65
1:V:77:VAL:HG11	1:V:510:VAL:HG21	1.79	0.65
1:V:414:GLY:O	1:V:417:VAL:HG22	1.97	0.65
1:X:82:ASN:HB2	1:X:89:THR:HG21	1.78	0.65

Continued on next page...

Continued from previous page...

Atom-1	Atom-2	Interatomic distance (Å)	Clash overlap (Å)
1:Y:38:VAL:HG22	1:Z:519:CYS:HB3	1.76	0.65
1:Y:123:ALA:HB2	1:Y:440:ILE:HG23	1.78	0.65
1:Y:266:THR:HG21	1:Y:273:VAL:H	1.61	0.65
1:1:66:PHE:CE1	1:1:522:THR:HG22	2.31	0.65
1:1:124:VAL:O	1:1:128:VAL:HG23	1.97	0.65
1:2:224:ASP:O	1:2:225:LYS:HB3	1.95	0.65
1:B:230:ILE:HD12	1:B:261:THR:CG2	2.20	0.65
1:O:123:ALA:HB2	1:O:440:ILE:HG23	1.79	0.65
1:T:330:THR:HG22	1:T:331:THR:H	1.62	0.65
1:B:414:GLY:O	1:B:417:VAL:HG22	1.97	0.65
1:E:319:GLN:O	1:E:336:VAL:HG23	1.97	0.65
1:H:77:VAL:HG11	1:H:510:VAL:HG21	1.79	0.65
1:I:174:VAL:HB	1:I:376:VAL:HG13	1.79	0.65
1:K:330:THR:HG22	1:K:331:THR:H	1.60	0.65
1:L:266:THR:HG21	1:L:273:VAL:H	1.62	0.65
1:L:326:ASN:HD22	1:L:329:THR:HB	1.62	0.65
1:N:82:ASN:HB2	1:N:89:THR:HG21	1.79	0.65
1:O:8:PHE:HE1	1:O:519:CYS:HG	1.43	0.65
1:P:123:ALA:HB2	1:P:440:ILE:HG23	1.79	0.65
1:P:131:LEU:CD1	1:P:422:VAL:HG21	2.27	0.65
1:X:65:LYS:O	1:X:69:MET:HG3	1.97	0.65
1:G:123:ALA:HB2	1:G:440:ILE:HG23	1.79	0.64
1:G:330:THR:HG22	1:G:331:THR:H	1.62	0.64
1:M:266:THR:HG21	1:M:273:VAL:H	1.62	0.64
1:N:266:THR:HG21	1:N:273:VAL:H	1.61	0.64
1:O:319:GLN:O	1:O:336:VAL:HG23	1.96	0.64
1:P:266:THR:HG21	1:P:273:VAL:H	1.62	0.64
1:R:326:ASN:HD22	1:R:329:THR:HB	1.61	0.64
1:T:319:GLN:O	1:T:336:VAL:HG23	1.97	0.64
1:U:6:VAL:CG2	1:U:521:VAL:HG22	2.26	0.64
1:V:198:GLY:O	1:V:276:VAL:HG12	1.96	0.64
1:W:27:VAL:HG12	1:W:90:THR:HG23	1.79	0.64
1:D:266:THR:HG21	1:D:273:VAL:H	1.63	0.64
1:E:123:ALA:HB2	1:E:440:ILE:HG23	1.78	0.64
1:N:524:LEU:CD1	1:N:525:PRO:HD2	2.22	0.64
1:P:82:ASN:HB2	1:P:89:THR:HG21	1.78	0.64
1:P:524:LEU:CD1	1:P:525:PRO:HD2	2.24	0.64
1:V:342:ILE:O	1:V:346:VAL:HG23	1.97	0.64
1:1:249:ILE:HB	1:1:275:ALA:CB	2.27	0.64
1:H:123:ALA:HB2	1:H:440:ILE:HG23	1.79	0.64
1:Q:146:GLN:O	1:Q:150:ILE:HG13	1.97	0.64

Continued on next page...

Continued from previous page...

Atom-1	Atom-2	Interatomic distance (Å)	Clash overlap (Å)
1:U:34:LYS:HG3	1:U:458:CYS:SG	2.36	0.64
1:V:266:THR:HG21	1:V:273:VAL:H	1.62	0.64
1:X:224:ASP:O	1:X:225:LYS:HB3	1.97	0.64
1:Y:82:ASN:HB2	1:Y:89:THR:HG21	1.78	0.64
1:Y:330:THR:HG22	1:Y:331:THR:H	1.62	0.64
1:Z:414:GLY:O	1:Z:417:VAL:HG22	1.97	0.64
1:2:266:THR:HG21	1:2:273:VAL:H	1.62	0.64
1:B:146:GLN:O	1:B:150:ILE:HG13	1.97	0.64
1:I:123:ALA:HB2	1:I:440:ILE:HG23	1.80	0.64
1:I:249:ILE:HB	1:I:275:ALA:CB	2.27	0.64
1:L:249:ILE:HB	1:L:275:ALA:CB	2.28	0.64
1:P:27:VAL:HG12	1:P:90:THR:HG23	1.79	0.64
1:S:266:THR:HG21	1:S:273:VAL:H	1.61	0.64
1:X:131:LEU:CD1	1:X:422:VAL:HG21	2.28	0.64
1:C:8:PHE:HE1	1:C:519:CYS:SG	2.20	0.64
1:D:65:LYS:O	1:D:69:MET:HG3	1.97	0.64
1:F:342:ILE:O	1:F:346:VAL:HG23	1.97	0.64
1:J:319:GLN:O	1:J:336:VAL:HG23	1.96	0.64
1:K:319:GLN:O	1:K:336:VAL:HG23	1.98	0.64
1:N:342:ILE:O	1:N:346:VAL:HG23	1.97	0.64
1:S:6:VAL:CG2	1:S:521:VAL:HG22	2.25	0.64
1:X:34:LYS:HG3	1:X:458:CYS:SG	2.37	0.64
1:X:46:ALA:HB2	1:Y:76:GLU:HG3	1.80	0.64
1:X:342:ILE:O	1:X:346:VAL:HG23	1.97	0.64
1:Z:66:PHE:CE1	1:Z:522:THR:HG22	2.32	0.64
1:2:249:ILE:HB	1:2:275:ALA:CB	2.28	0.64
1:E:198:GLY:O	1:E:276:VAL:HG12	1.98	0.64
1:H:319:GLN:O	1:H:336:VAL:HG23	1.96	0.64
1:O:146:GLN:O	1:O:150:ILE:HG13	1.98	0.64
1:O:330:THR:HG22	1:O:331:THR:H	1.62	0.64
1:P:8:PHE:HE1	1:P:519:CYS:SG	2.20	0.64
1:P:414:GLY:O	1:P:417:VAL:HG22	1.98	0.64
1:W:123:ALA:HB2	1:W:440:ILE:HG23	1.80	0.64
1:C:241:ALA:HB1	1:D:231:ARG:NH1	2.13	0.64
1:G:455:VAL:HG11	1:G:462:PRO:HA	1.80	0.64
1:J:266:THR:HG21	1:J:273:VAL:H	1.63	0.64
1:N:27:VAL:HG12	1:N:90:THR:HG23	1.80	0.64
1:R:455:VAL:HG11	1:R:462:PRO:HA	1.79	0.64
1:S:131:LEU:CD1	1:S:422:VAL:HG21	2.28	0.64
1:W:178:GLU:OE2	1:W:322:ARG:HD3	1.97	0.64
1:2:342:ILE:O	1:2:346:VAL:HG23	1.97	0.64

Continued on next page...

Continued from previous page...

Atom-1	Atom-2	Interatomic distance (Å)	Clash overlap (Å)
1:A:247:LEU:HB3	1:A:273:VAL:HG22	1.79	0.64
1:D:342:ILE:O	1:D:346:VAL:HG23	1.97	0.64
1:F:27:VAL:HG12	1:F:90:THR:HG23	1.79	0.64
1:F:230:ILE:HD12	1:F:261:THR:CG2	2.18	0.64
1:R:330:THR:HG22	1:R:331:THR:N	2.12	0.64
1:S:414:GLY:H	1:S:494:LEU:HA	1.62	0.64
1:A:29:VAL:C	1:A:31:LEU:H	2.02	0.64
1:C:524:LEU:CD1	1:C:525:PRO:HD2	2.26	0.64
1:E:326:ASN:HD22	1:E:329:THR:HB	1.62	0.64
1:E:342:ILE:O	1:E:346:VAL:HG23	1.97	0.64
1:I:455:VAL:HG11	1:I:462:PRO:HA	1.79	0.64
1:K:134:LEU:N	1:K:134:LEU:HD23	2.13	0.64
1:M:131:LEU:CD1	1:M:422:VAL:HG21	2.28	0.64
1:N:77:VAL:HG11	1:N:510:VAL:HG21	1.80	0.64
1:V:319:GLN:O	1:V:336:VAL:HG23	1.97	0.64
1:2:319:GLN:O	1:2:336:VAL:HG23	1.98	0.64
1:A:342:ILE:O	1:A:346:VAL:HG23	1.97	0.64
1:L:7:LYS:HD2	1:L:66:PHE:HE2	1.61	0.64
1:N:414:GLY:O	1:N:417:VAL:HG22	1.97	0.64
1:O:82:ASN:HB2	1:O:89:THR:HG21	1.78	0.64
1:O:249:ILE:HB	1:O:275:ALA:CB	2.28	0.64
1:W:326:ASN:HD22	1:W:329:THR:HB	1.61	0.64
1:1:146:GLN:O	1:1:150:ILE:HG13	1.98	0.64
1:2:146:GLN:O	1:2:150:ILE:HG13	1.98	0.64
1:C:249:ILE:HB	1:C:275:ALA:CB	2.29	0.63
1:I:134:LEU:N	1:I:134:LEU:HD23	2.12	0.63
1:M:66:PHE:CE1	1:M:522:THR:HG22	2.33	0.63
1:N:414:GLY:H	1:N:494:LEU:HA	1.63	0.63
1:Y:230:ILE:HD12	1:Y:261:THR:CG2	2.19	0.63
1:2:330:THR:HG22	1:2:331:THR:N	2.12	0.63
1:B:524:LEU:CD1	1:B:525:PRO:HD2	2.27	0.63
1:D:38:VAL:HG22	1:E:519:CYS:HB3	1.80	0.63
1:F:194:GLN:HG3	1:F:331:THR:HB	1.81	0.63
1:F:224:ASP:O	1:F:225:LYS:HB3	1.97	0.63
1:H:27:VAL:HG12	1:H:90:THR:HG23	1.79	0.63
1:K:146:GLN:O	1:K:150:ILE:HG13	1.98	0.63
1:L:417:VAL:HG11	1:L:477:GLY:HA3	1.81	0.63
1:O:224:ASP:O	1:O:225:LYS:HB3	1.96	0.63
1:1:134:LEU:HD23	1:1:134:LEU:N	2.13	0.63
1:D:249:ILE:HB	1:D:275:ALA:CB	2.28	0.63
1:E:414:GLY:H	1:E:494:LEU:HA	1.62	0.63

Continued on next page...

Continued from previous page...

Atom-1	Atom-2	Interatomic distance (Å)	Clash overlap (Å)
1:H:29:VAL:C	1:H:31:LEU:H	2.02	0.63
1:L:6:VAL:CG2	1:L:521:VAL:HG22	2.25	0.63
1:Q:524:LEU:CD1	1:Q:525:PRO:HD2	2.26	0.63
1:W:249:ILE:HB	1:W:275:ALA:CB	2.27	0.63
1:W:319:GLN:O	1:W:336:VAL:HG23	1.98	0.63
1:X:414:GLY:H	1:X:494:LEU:HA	1.63	0.63
1:2:6:VAL:CG2	1:2:521:VAL:HG22	2.22	0.63
1:B:330:THR:HG22	1:B:331:THR:H	1.62	0.63
1:D:82:ASN:HB2	1:D:89:THR:HG21	1.81	0.63
1:G:146:GLN:O	1:G:150:ILE:HG13	1.98	0.63
1:J:146:GLN:O	1:J:150:ILE:HG13	1.99	0.63
1:R:249:ILE:HB	1:R:275:ALA:CB	2.27	0.63
1:U:131:LEU:CD1	1:U:422:VAL:HG21	2.27	0.63
1:V:146:GLN:O	1:V:150:ILE:HG13	1.99	0.63
1:V:519:CYS:HB3	1:2:38:VAL:HG22	1.79	0.63
1:C:266:THR:HG21	1:C:273:VAL:H	1.64	0.63
1:D:146:GLN:O	1:D:150:ILE:HG13	1.99	0.63
1:E:46:ALA:HB2	1:F:76:GLU:HG3	1.80	0.63
1:E:66:PHE:CE1	1:E:522:THR:HG22	2.34	0.63
1:E:131:LEU:CD1	1:E:422:VAL:HG21	2.29	0.63
1:E:230:ILE:HD12	1:E:261:THR:CG2	2.18	0.63
1:O:414:GLY:H	1:O:494:LEU:HA	1.63	0.63
1:O:524:LEU:CD1	1:O:525:PRO:HD2	2.27	0.63
1:P:66:PHE:CE1	1:P:522:THR:HG22	2.33	0.63
1:Q:198:GLY:O	1:Q:276:VAL:HG12	1.99	0.63
1:T:249:ILE:HB	1:T:275:ALA:CB	2.28	0.63
1:Z:249:ILE:HB	1:Z:275:ALA:CB	2.29	0.63
1:1:266:THR:HG21	1:1:273:VAL:H	1.63	0.63
1:A:359:ASP:O	1:A:363:GLU:HG2	1.99	0.63
1:D:455:VAL:HG11	1:D:462:PRO:HA	1.79	0.63
1:E:82:ASN:HB2	1:E:89:THR:HG21	1.80	0.63
1:H:69:MET:HG2	1:N:41:ASP:OD1	1.98	0.63
1:I:224:ASP:O	1:I:225:LYS:HB3	1.97	0.63
1:P:230:ILE:HD12	1:P:261:THR:CG2	2.19	0.63
1:T:123:ALA:HB2	1:T:440:ILE:HG23	1.79	0.63
1:U:198:GLY:O	1:U:276:VAL:HG12	1.98	0.63
1:A:146:GLN:O	1:A:150:ILE:HG13	1.99	0.63
1:B:455:VAL:HG11	1:B:462:PRO:HA	1.80	0.63
1:D:524:LEU:CD1	1:D:525:PRO:HD2	2.25	0.63
1:E:330:THR:HG22	1:E:331:THR:H	1.63	0.63
1:K:455:VAL:HG11	1:K:462:PRO:HA	1.78	0.63

Continued on next page...

Continued from previous page...

Atom-1	Atom-2	Interatomic distance (Å)	Clash overlap (Å)
1:L:247:LEU:HB3	1:L:273:VAL:HG22	1.79	0.63
1:W:414:GLY:H	1:W:494:LEU:HA	1.63	0.63
1:X:123:ALA:HB2	1:X:440:ILE:HG23	1.80	0.63
1:X:414:GLY:O	1:X:417:VAL:HG22	1.98	0.63
1:Y:27:VAL:HG12	1:Y:90:THR:HG23	1.81	0.63
1:Z:266:THR:HG21	1:Z:273:VAL:H	1.63	0.63
1:H:131:LEU:HD12	1:H:422:VAL:CG2	2.28	0.63
1:I:7:LYS:HD2	1:I:66:PHE:HE2	1.64	0.63
1:N:249:ILE:HB	1:N:275:ALA:CB	2.29	0.63
1:P:319:GLN:O	1:P:336:VAL:HG23	1.99	0.63
1:U:8:PHE:HE1	1:U:519:CYS:HG	1.46	0.63
1:W:38:VAL:HG22	1:X:519:CYS:HB3	1.81	0.63
1:Y:414:GLY:O	1:Y:417:VAL:HG22	1.98	0.63
1:D:247:LEU:HB3	1:D:273:VAL:HG22	1.80	0.63
1:D:414:GLY:H	1:D:494:LEU:HA	1.64	0.63
1:F:6:VAL:CG2	1:F:521:VAL:HG22	2.25	0.63
1:I:330:THR:HG22	1:I:331:THR:H	1.63	0.63
1:L:146:GLN:O	1:L:150:ILE:HG13	1.99	0.63
1:T:342:ILE:O	1:T:346:VAL:HG23	1.99	0.63
1:2:247:LEU:HB3	1:2:273:VAL:HG22	1.80	0.63
1:A:6:VAL:CG2	1:A:521:VAL:HG22	2.27	0.62
1:A:7:LYS:HD2	1:A:66:PHE:HE2	1.64	0.62
1:D:7:LYS:HD2	1:D:66:PHE:HE2	1.59	0.62
1:I:179:ASP:HB3	1:I:389:MET:HE1	1.81	0.62
1:J:247:LEU:HB3	1:J:273:VAL:HG22	1.81	0.62
1:K:8:PHE:CE1	1:K:519:CYS:SG	2.92	0.62
1:N:7:LYS:HD2	1:N:66:PHE:HE2	1.60	0.62
1:O:486:GLY:CA	1:O:491:MET:HE2	2.28	0.62
1:R:123:ALA:HB2	1:R:440:ILE:HG23	1.81	0.62
1:R:247:LEU:HB3	1:R:273:VAL:HG22	1.80	0.62
1:X:134:LEU:N	1:X:134:LEU:HD23	2.14	0.62
1:Z:146:GLN:O	1:Z:150:ILE:HG13	1.98	0.62
1:D:27:VAL:HG12	1:D:90:THR:HG23	1.80	0.62
1:H:359:ASP:O	1:H:363:GLU:HG2	2.00	0.62
1:J:230:ILE:HD12	1:J:261:THR:CG2	2.19	0.62
1:K:249:ILE:HB	1:K:275:ALA:CB	2.30	0.62
1:L:8:PHE:HE1	1:L:519:CYS:HG	1.47	0.62
1:L:198:GLY:O	1:L:276:VAL:HG12	1.99	0.62
1:M:198:GLY:O	1:M:276:VAL:HG12	1.99	0.62
1:M:342:ILE:O	1:M:346:VAL:HG23	1.99	0.62
1:O:66:PHE:CE1	1:O:522:THR:HG22	2.34	0.62

Continued on next page...

Continued from previous page...

Atom-1	Atom-2	Interatomic distance (Å)	Clash overlap (Å)
1:P:249:ILE:HB	1:P:275:ALA:CB	2.28	0.62
1:V:249:ILE:HB	1:V:275:ALA:CB	2.29	0.62
1:Z:124:VAL:O	1:Z:128:VAL:HG23	1.98	0.62
1:Z:330:THR:HG22	1:Z:331:THR:H	1.61	0.62
1:D:359:ASP:O	1:D:363:GLU:HG2	1.99	0.62
1:J:330:THR:HG22	1:J:331:THR:H	1.63	0.62
1:M:7:LYS:HD2	1:M:66:PHE:HE2	1.62	0.62
1:N:90:THR:O	1:N:94:VAL:HG12	1.99	0.62
1:O:414:GLY:O	1:O:417:VAL:HG22	1.99	0.62
1:P:247:LEU:HB3	1:P:273:VAL:HG22	1.80	0.62
1:S:455:VAL:HG11	1:S:462:PRO:HA	1.81	0.62
1:V:90:THR:O	1:V:94:VAL:HG12	1.98	0.62
1:Z:77:VAL:HG11	1:Z:510:VAL:HG21	1.82	0.62
1:B:247:LEU:HB3	1:B:273:VAL:HG22	1.81	0.62
1:F:249:ILE:HB	1:F:275:ALA:CB	2.28	0.62
1:H:247:LEU:HB3	1:H:273:VAL:HG22	1.81	0.62
1:M:249:ILE:HB	1:M:275:ALA:CB	2.29	0.62
1:N:247:LEU:HB3	1:N:273:VAL:HG22	1.80	0.62
1:S:249:ILE:HB	1:S:275:ALA:CB	2.29	0.62
1:T:266:THR:HG21	1:T:273:VAL:H	1.63	0.62
1:T:524:LEU:CD1	1:T:525:PRO:HD2	2.20	0.62
1:U:124:VAL:O	1:U:128:VAL:HG23	2.00	0.62
1:W:131:LEU:CD1	1:W:422:VAL:HG21	2.29	0.62
1:X:249:ILE:HB	1:X:275:ALA:CB	2.29	0.62
1:1:29:VAL:C	1:1:31:LEU:H	2.01	0.62
1:E:146:GLN:O	1:E:150:ILE:HG13	2.00	0.62
1:H:198:GLY:O	1:H:276:VAL:HG12	1.99	0.62
1:I:326:ASN:HD22	1:I:329:THR:HB	1.65	0.62
1:K:266:THR:HG21	1:K:273:VAL:H	1.63	0.62
1:M:146:GLN:O	1:M:150:ILE:HG13	2.00	0.62
1:Q:131:LEU:CD1	1:Q:422:VAL:HG21	2.27	0.62
1:S:359:ASP:O	1:S:363:GLU:HG2	2.00	0.62
1:V:8:PHE:CE1	1:V:519:CYS:SG	2.88	0.62
1:V:134:LEU:N	1:V:134:LEU:HD23	2.14	0.62
1:Z:359:ASP:O	1:Z:363:GLU:HG2	1.99	0.62
1:C:247:LEU:HB3	1:C:273:VAL:HG22	1.80	0.62
1:E:359:ASP:O	1:E:363:GLU:HG2	2.00	0.62
1:I:414:GLY:O	1:I:417:VAL:HG22	2.00	0.62
1:K:359:ASP:O	1:K:363:GLU:HG2	2.00	0.62
1:P:124:VAL:O	1:P:128:VAL:HG23	2.00	0.62
1:R:359:ASP:O	1:R:363:GLU:HG2	2.00	0.62

Continued on next page...

Continued from previous page...

Atom-1	Atom-2	Interatomic distance (Å)	Clash overlap (Å)
1:S:123:ALA:HB2	1:S:440:ILE:HG23	1.80	0.62
1:U:131:LEU:HD12	1:U:422:VAL:CG2	2.30	0.62
1:U:247:LEU:HB3	1:U:273:VAL:HG22	1.82	0.62
1:V:6:VAL:CG2	1:V:521:VAL:HG22	2.25	0.62
1:X:198:GLY:O	1:X:276:VAL:HG12	1.99	0.62
1:2:8:PHE:HE1	1:2:519:CYS:SG	2.22	0.62
1:B:90:THR:O	1:B:94:VAL:HG12	2.00	0.62
1:B:198:GLY:O	1:B:276:VAL:HG12	1.99	0.62
1:D:131:LEU:CD1	1:D:422:VAL:HG21	2.29	0.62
1:D:330:THR:HG22	1:D:331:THR:H	1.63	0.62
1:D:414:GLY:O	1:D:417:VAL:HG22	1.99	0.62
1:J:77:VAL:HG11	1:J:510:VAL:HG21	1.82	0.62
1:N:34:LYS:HG3	1:N:458:CYS:SG	2.39	0.62
1:P:131:LEU:HD12	1:P:422:VAL:CG2	2.28	0.62
1:Q:65:LYS:O	1:Q:69:MET:HG3	2.00	0.62
1:S:198:GLY:O	1:S:276:VAL:HG12	2.00	0.62
1:T:146:GLN:O	1:T:150:ILE:HG13	2.00	0.62
1:W:230:ILE:HD12	1:W:261:THR:CG2	2.19	0.62
1:1:221:LEU:HD23	1:1:249:ILE:HD12	1.81	0.62
1:2:230:ILE:HD12	1:2:261:THR:CG2	2.20	0.62
1:H:414:GLY:H	1:H:494:LEU:HA	1.63	0.62
1:I:146:GLN:O	1:I:150:ILE:HG13	1.99	0.62
1:J:198:GLY:O	1:J:276:VAL:HG12	1.99	0.62
1:M:46:ALA:HB2	1:N:76:GLU:HG3	1.81	0.62
1:M:255:GLU:O	1:M:257:GLU:N	2.32	0.62
1:N:8:PHE:HE1	1:N:519:CYS:SG	2.23	0.62
1:O:124:VAL:O	1:O:128:VAL:HG23	2.00	0.62
1:O:247:LEU:HB3	1:O:273:VAL:HG22	1.82	0.62
1:T:82:ASN:HB2	1:T:89:THR:HG21	1.81	0.62
1:T:198:GLY:O	1:T:276:VAL:HG12	2.00	0.62
1:2:90:THR:O	1:2:94:VAL:HG12	1.99	0.62
1:2:124:VAL:O	1:2:128:VAL:HG23	2.00	0.62
1:2:524:LEU:CD1	1:2:525:PRO:HD2	2.27	0.62
1:A:198:GLY:O	1:A:276:VAL:HG12	1.99	0.62
1:C:414:GLY:O	1:C:417:VAL:HG22	2.00	0.62
1:M:414:GLY:H	1:M:494:LEU:HA	1.64	0.62
1:Q:249:ILE:HB	1:Q:275:ALA:CB	2.29	0.62
1:Q:455:VAL:HG11	1:Q:462:PRO:HA	1.81	0.62
1:Y:24:ALA:HB3	1:Y:97:GLN:HE21	1.63	0.62
1:A:249:ILE:HB	1:A:275:ALA:CB	2.29	0.62
1:D:134:LEU:HD23	1:D:134:LEU:N	2.15	0.62

Continued on next page...

Continued from previous page...

Atom-1	Atom-2	Interatomic distance (Å)	Clash overlap (Å)
1:I:82:ASN:HB2	1:I:89:THR:HG21	1.81	0.62
1:J:123:ALA:HB2	1:J:440:ILE:HG23	1.82	0.62
1:J:221:LEU:HD23	1:J:249:ILE:HD12	1.82	0.62
1:K:29:VAL:C	1:K:31:LEU:H	2.01	0.62
1:N:6:VAL:CG2	1:N:521:VAL:HG22	2.24	0.62
1:Q:455:VAL:HG12	1:Q:460:GLU:O	1.99	0.62
1:R:146:GLN:O	1:R:150:ILE:HG13	2.00	0.62
1:R:174:VAL:HB	1:R:376:VAL:HG13	1.81	0.62
1:Y:524:LEU:CD1	1:Y:525:PRO:HD2	2.26	0.62
1:H:34:LYS:HG3	1:H:458:CYS:SG	2.40	0.61
1:I:124:VAL:O	1:I:128:VAL:HG23	2.00	0.61
1:M:124:VAL:O	1:M:128:VAL:HG23	2.00	0.61
1:N:124:VAL:O	1:N:128:VAL:HG23	1.99	0.61
1:R:198:GLY:O	1:R:276:VAL:HG12	2.00	0.61
1:T:241:ALA:HB1	1:U:231:ARG:HH12	1.65	0.61
1:T:247:LEU:HB3	1:T:273:VAL:HG22	1.81	0.61
1:U:194:GLN:HG3	1:U:331:THR:HB	1.79	0.61
1:U:359:ASP:O	1:U:363:GLU:HG2	2.00	0.61
1:Z:455:VAL:HG11	1:Z:462:PRO:HA	1.80	0.61
1:B:359:ASP:O	1:B:363:GLU:HG2	2.00	0.61
1:D:77:VAL:HG11	1:D:510:VAL:HG21	1.82	0.61
1:E:414:GLY:O	1:E:417:VAL:HG22	2.00	0.61
1:G:27:VAL:HG12	1:G:90:THR:HG23	1.82	0.61
1:L:34:LYS:HG3	1:L:458:CYS:SG	2.40	0.61
1:O:252:GLU:O	1:O:253:ASP:HB2	2.00	0.61
1:P:342:ILE:O	1:P:346:VAL:HG23	2.00	0.61
1:R:29:VAL:C	1:R:31:LEU:H	2.03	0.61
1:2:198:GLY:O	1:2:276:VAL:HG12	2.00	0.61
1:F:319:GLN:O	1:F:336:VAL:HG23	2.00	0.61
1:F:414:GLY:H	1:F:494:LEU:HA	1.64	0.61
1:G:6:VAL:CG2	1:G:521:VAL:HG22	2.24	0.61
1:H:134:LEU:N	1:H:134:LEU:HD23	2.16	0.61
1:I:247:LEU:HB3	1:I:273:VAL:HG22	1.82	0.61
1:K:451:LEU:O	1:K:453:GLN:N	2.32	0.61
1:L:455:VAL:HG11	1:L:462:PRO:HA	1.81	0.61
1:M:455:VAL:HG11	1:M:462:PRO:HA	1.83	0.61
1:P:6:VAL:CG2	1:P:521:VAL:HG22	2.28	0.61
1:Q:8:PHE:HE1	1:Q:519:CYS:SG	2.24	0.61
1:2:77:VAL:HG11	1:2:510:VAL:HG21	1.82	0.61
1:H:249:ILE:HB	1:H:275:ALA:CB	2.29	0.61
1:K:34:LYS:HG3	1:K:458:CYS:SG	2.40	0.61

Continued on next page...

Continued from previous page...

Atom-1	Atom-2	Interatomic distance (Å)	Clash overlap (Å)
1:Q:194:GLN:HG3	1:Q:331:THR:HB	1.82	0.61
1:S:247:LEU:HB3	1:S:273:VAL:HG22	1.82	0.61
1:T:6:VAL:CG2	1:T:521:VAL:HG22	2.27	0.61
1:Y:249:ILE:HB	1:Y:275:ALA:CB	2.29	0.61
1:F:146:GLN:O	1:F:150:ILE:HG13	2.01	0.61
1:G:198:GLY:O	1:G:276:VAL:HG12	2.00	0.61
1:G:455:VAL:HG12	1:G:460:GLU:O	2.00	0.61
1:I:214:GLU:O	1:I:215:LEU:HD23	2.00	0.61
1:M:134:LEU:N	1:M:134:LEU:HD23	2.15	0.61
1:R:414:GLY:O	1:R:417:VAL:HG22	2.00	0.61
1:S:46:ALA:CB	1:T:76:GLU:HG3	2.28	0.61
1:T:381:VAL:HG21	1:T:393:LYS:HA	1.83	0.61
1:C:146:GLN:O	1:C:150:ILE:HG13	2.00	0.61
1:F:409:GLU:O	1:F:497:THR:HB	2.01	0.61
1:I:221:LEU:HD23	1:I:249:ILE:HD12	1.83	0.61
1:J:90:THR:O	1:J:94:VAL:HG12	2.01	0.61
1:T:488:MET:CE	1:T:493:ILE:HG21	2.30	0.61
1:W:146:GLN:O	1:W:150:ILE:HG13	2.00	0.61
1:W:266:THR:HG21	1:W:273:VAL:H	1.64	0.61
1:X:202:PRO:O	1:X:204:PHE:N	2.33	0.61
1:Z:417:VAL:HG11	1:Z:477:GLY:HA3	1.83	0.61
1:1:77:VAL:HG11	1:1:510:VAL:HG21	1.82	0.61
1:C:90:THR:O	1:C:94:VAL:HG12	2.00	0.61
1:G:247:LEU:HB3	1:G:273:VAL:HG22	1.82	0.61
1:K:414:GLY:H	1:K:494:LEU:HA	1.65	0.61
1:L:27:VAL:HG12	1:L:90:THR:HG23	1.80	0.61
1:M:65:LYS:O	1:M:69:MET:HG3	2.01	0.61
1:Q:359:ASP:O	1:Q:363:GLU:HG2	2.00	0.61
1:Q:417:VAL:HG11	1:Q:477:GLY:HA3	1.83	0.61
1:V:77:VAL:HG11	1:V:510:VAL:CG2	2.31	0.61
1:Y:198:GLY:O	1:Y:276:VAL:HG12	2.00	0.61
1:Y:247:LEU:HB3	1:Y:273:VAL:HG22	1.83	0.61
1:Y:359:ASP:O	1:Y:363:GLU:HG2	2.01	0.61
1:Z:27:VAL:HG12	1:Z:90:THR:HG23	1.81	0.61
1:Z:131:LEU:CD1	1:Z:422:VAL:HG21	2.30	0.61
1:Z:247:LEU:HB3	1:Z:273:VAL:HG22	1.83	0.61
1:C:124:VAL:O	1:C:128:VAL:HG23	2.00	0.61
1:E:247:LEU:HB3	1:E:273:VAL:HG22	1.81	0.61
1:G:252:GLU:O	1:G:253:ASP:HB2	2.00	0.61
1:G:414:GLY:O	1:G:417:VAL:HG22	2.01	0.61
1:G:414:GLY:H	1:G:494:LEU:HA	1.65	0.61

Continued on next page...

Continued from previous page...

Atom-1	Atom-2	Interatomic distance (Å)	Clash overlap (Å)
1:H:524:LEU:CD1	1:H:525:PRO:HD2	2.25	0.61
1:I:90:THR:O	1:I:94:VAL:HG12	2.01	0.61
1:I:134:LEU:HD23	1:I:134:LEU:H	1.66	0.61
1:N:131:LEU:CD1	1:N:422:VAL:HG21	2.31	0.61
1:P:414:GLY:H	1:P:494:LEU:HA	1.65	0.61
1:Q:247:LEU:HB3	1:Q:273:VAL:HG22	1.81	0.61
1:Q:330:THR:HG22	1:Q:331:THR:H	1.63	0.61
1:R:134:LEU:N	1:R:134:LEU:HD23	2.15	0.61
1:R:330:THR:HG22	1:R:331:THR:H	1.65	0.61
1:S:7:LYS:HD2	1:S:66:PHE:HE2	1.63	0.61
1:V:131:LEU:CD1	1:V:422:VAL:HG21	2.31	0.61
1:V:451:LEU:O	1:V:453:GLN:N	2.34	0.61
1:Y:124:VAL:O	1:Y:128:VAL:HG23	2.00	0.61
1:2:417:VAL:HG11	1:2:477:GLY:HA3	1.83	0.61
1:B:77:VAL:HG11	1:B:510:VAL:HG21	1.81	0.61
1:D:29:VAL:C	1:D:31:LEU:H	2.02	0.61
1:H:252:GLU:O	1:H:253:ASP:HB2	2.01	0.61
1:I:417:VAL:O	1:I:418:ALA:C	2.38	0.61
1:K:90:THR:O	1:K:94:VAL:HG12	2.01	0.61
1:L:29:VAL:C	1:L:31:LEU:H	2.03	0.61
1:M:247:LEU:HB3	1:M:273:VAL:HG22	1.82	0.61
1:O:131:LEU:CD1	1:O:422:VAL:HG21	2.29	0.61
1:P:198:GLY:O	1:P:276:VAL:HG12	2.01	0.61
1:S:417:VAL:HG11	1:S:477:GLY:HA3	1.82	0.61
1:U:29:VAL:C	1:U:31:LEU:H	2.04	0.61
1:X:7:LYS:HD2	1:X:66:PHE:HE2	1.66	0.61
1:2:330:THR:HG22	1:2:331:THR:H	1.64	0.61
1:E:65:LYS:O	1:E:69:MET:HG3	2.01	0.61
1:G:134:LEU:N	1:G:134:LEU:HD23	2.15	0.61
1:G:230:ILE:HD12	1:G:261:THR:CG2	2.18	0.61
1:G:249:ILE:HB	1:G:275:ALA:CB	2.31	0.61
1:M:451:LEU:O	1:M:453:GLN:N	2.34	0.61
1:N:77:VAL:HG11	1:N:510:VAL:CG2	2.31	0.61
1:W:29:VAL:C	1:W:31:LEU:H	2.04	0.61
1:W:134:LEU:HD23	1:W:134:LEU:N	2.15	0.61
1:X:455:VAL:HG11	1:X:462:PRO:HA	1.83	0.61
1:Y:7:LYS:HD2	1:Y:66:PHE:HE2	1.65	0.61
1:1:34:LYS:HG3	1:1:458:CYS:SG	2.41	0.61
1:B:70:GLY:HA2	1:B:73:MET:HE3	1.83	0.60
1:C:194:GLN:HG3	1:C:331:THR:HB	1.83	0.60
1:E:194:GLN:HG3	1:E:331:THR:HB	1.83	0.60

Continued on next page...

Continued from previous page...

Atom-1	Atom-2	Interatomic distance (Å)	Clash overlap (Å)
1:H:146:GLN:O	1:H:150:ILE:HG13	2.00	0.60
1:H:230:ILE:HD12	1:H:261:THR:CG2	2.20	0.60
1:H:266:THR:HG21	1:H:273:VAL:H	1.64	0.60
1:K:66:PHE:HE1	1:K:522:THR:HG22	1.66	0.60
1:K:247:LEU:HB3	1:K:273:VAL:HG22	1.82	0.60
1:L:414:GLY:O	1:L:417:VAL:HG22	2.00	0.60
1:P:38:VAL:HG22	1:Q:519:CYS:HB3	1.81	0.60
1:V:41:ASP:OD1	1:W:69:MET:HG2	2.01	0.60
1:W:7:LYS:HD2	1:W:66:PHE:HE2	1.66	0.60
1:Z:198:GLY:O	1:Z:276:VAL:HG12	2.01	0.60
1:2:381:VAL:HG21	1:2:393:LYS:HA	1.83	0.60
1:H:77:VAL:HG11	1:H:510:VAL:CG2	2.31	0.60
1:J:29:VAL:C	1:J:31:LEU:H	2.03	0.60
1:K:201:SER:O	1:K:202:PRO:O	2.20	0.60
1:L:124:VAL:O	1:L:128:VAL:HG23	2.01	0.60
1:M:77:VAL:HG11	1:M:510:VAL:HG21	1.83	0.60
1:O:359:ASP:O	1:O:363:GLU:HG2	2.01	0.60
1:R:443:ALA:O	1:R:447:MET:HG3	2.01	0.60
1:T:124:VAL:O	1:T:128:VAL:HG23	2.01	0.60
1:U:218:PRO:HB3	1:U:246:PRO:HG2	1.83	0.60
1:Z:524:LEU:CD1	1:Z:525:PRO:HD2	2.26	0.60
1:1:123:ALA:HB2	1:1:440:ILE:HG23	1.83	0.60
1:A:266:THR:HG21	1:A:273:VAL:H	1.63	0.60
1:B:8:PHE:HE1	1:B:519:CYS:SG	2.23	0.60
1:C:221:LEU:HD23	1:C:249:ILE:HD12	1.83	0.60
1:G:124:VAL:O	1:G:128:VAL:HG23	2.01	0.60
1:I:255:GLU:O	1:I:257:GLU:N	2.34	0.60
1:J:24:ALA:HB3	1:J:97:GLN:HE21	1.66	0.60
1:J:131:LEU:CD1	1:J:422:VAL:HG21	2.29	0.60
1:J:414:GLY:H	1:J:494:LEU:HA	1.66	0.60
1:K:131:LEU:CD1	1:K:422:VAL:HG21	2.31	0.60
1:N:455:VAL:HG12	1:N:460:GLU:O	2.01	0.60
1:Q:131:LEU:HD12	1:Q:422:VAL:CG2	2.30	0.60
1:S:252:GLU:O	1:S:253:ASP:HB2	2.01	0.60
1:T:221:LEU:HD23	1:T:249:ILE:HD12	1.82	0.60
1:X:134:LEU:HD23	1:X:134:LEU:H	1.65	0.60
1:Y:451:LEU:O	1:Y:453:GLN:N	2.34	0.60
1:Z:29:VAL:C	1:Z:31:LEU:H	2.03	0.60
1:1:201:SER:O	1:1:202:PRO:O	2.19	0.60
1:A:221:LEU:HD23	1:A:249:ILE:HD12	1.82	0.60
1:D:34:LYS:HG3	1:D:458:CYS:SG	2.41	0.60

Continued on next page...

Continued from previous page...

Atom-1	Atom-2	Interatomic distance (Å)	Clash overlap (Å)
1:J:38:VAL:HG22	1:K:519:CYS:HB3	1.83	0.60
1:J:359:ASP:O	1:J:363:GLU:HG2	2.01	0.60
1:M:230:ILE:HD12	1:M:261:THR:CG2	2.19	0.60
1:O:198:GLY:O	1:O:276:VAL:HG12	2.01	0.60
1:P:359:ASP:O	1:P:363:GLU:HG2	2.02	0.60
1:R:417:VAL:O	1:R:418:ALA:C	2.40	0.60
1:S:194:GLN:HG3	1:S:331:THR:HB	1.82	0.60
1:U:455:VAL:HG11	1:U:462:PRO:HA	1.83	0.60
1:1:194:GLN:HG3	1:1:331:THR:HB	1.83	0.60
1:1:242:LYS:C	1:1:244:GLY:H	2.05	0.60
1:2:131:LEU:CD1	1:2:422:VAL:HG21	2.32	0.60
1:C:29:VAL:C	1:C:31:LEU:H	2.03	0.60
1:C:198:GLY:O	1:C:276:VAL:HG12	2.02	0.60
1:D:194:GLN:HG3	1:D:331:THR:HB	1.82	0.60
1:F:451:LEU:O	1:F:453:GLN:N	2.34	0.60
1:L:359:ASP:O	1:L:363:GLU:HG2	2.02	0.60
1:M:221:LEU:HD23	1:M:249:ILE:HD12	1.82	0.60
1:N:198:GLY:O	1:N:276:VAL:HG12	2.01	0.60
1:R:7:LYS:HD2	1:R:66:PHE:HE2	1.65	0.60
1:T:17:LEU:O	1:T:20:VAL:HG22	2.01	0.60
1:U:146:GLN:O	1:U:150:ILE:HG13	2.01	0.60
1:X:381:VAL:HG21	1:X:393:LYS:HA	1.84	0.60
1:Z:123:ALA:HB2	1:Z:440:ILE:HG23	1.83	0.60
1:E:34:LYS:HG3	1:E:458:CYS:SG	2.42	0.60
1:L:524:LEU:CD1	1:L:525:PRO:HD2	2.27	0.60
1:N:221:LEU:HD23	1:N:249:ILE:HD12	1.83	0.60
1:Q:134:LEU:N	1:Q:134:LEU:HD23	2.16	0.60
1:R:131:LEU:CD1	1:R:422:VAL:HG21	2.31	0.60
1:T:414:GLY:O	1:T:417:VAL:HG22	2.00	0.60
1:Y:134:LEU:HD23	1:Y:134:LEU:H	1.65	0.60
1:2:359:ASP:O	1:2:363:GLU:HG2	2.01	0.60
1:C:202:PRO:O	1:C:204:PHE:N	2.33	0.60
1:G:34:LYS:HG3	1:G:458:CYS:SG	2.42	0.60
1:G:359:ASP:O	1:G:363:GLU:HG2	2.01	0.60
1:G:417:VAL:O	1:G:418:ALA:C	2.39	0.60
1:H:124:VAL:O	1:H:128:VAL:HG23	2.02	0.60
1:H:417:VAL:HG11	1:H:477:GLY:HA3	1.83	0.60
1:J:194:GLN:HG3	1:J:331:THR:HB	1.83	0.60
1:O:218:PRO:HB3	1:O:246:PRO:HG2	1.84	0.60
1:P:255:GLU:O	1:P:257:GLU:N	2.35	0.60
1:T:414:GLY:H	1:T:494:LEU:HA	1.67	0.60

Continued on next page...

Continued from previous page...

Atom-1	Atom-2	Interatomic distance (Å)	Clash overlap (Å)
1:Z:252:GLU:O	1:Z:253:ASP:HB2	2.01	0.60
1:1:82:ASN:HB2	1:1:89:THR:HG21	1.83	0.60
1:2:65:LYS:O	1:2:69:MET:HG3	2.01	0.60
1:2:202:PRO:O	1:2:204:PHE:N	2.33	0.60
1:B:46:ALA:CB	1:C:76:GLU:HG3	2.32	0.60
1:B:381:VAL:HG21	1:B:393:LYS:HA	1.84	0.60
1:D:242:LYS:C	1:D:244:GLY:H	2.06	0.60
1:I:66:PHE:HE1	1:I:522:THR:HG22	1.66	0.60
1:K:24:ALA:HB3	1:K:97:GLN:HE21	1.65	0.60
1:L:194:GLN:HG3	1:L:331:THR:HB	1.83	0.60
1:P:65:LYS:O	1:P:69:MET:HG3	2.02	0.60
1:P:417:VAL:HG11	1:P:477:GLY:HA3	1.84	0.60
1:W:359:ASP:O	1:W:363:GLU:HG2	2.02	0.60
1:1:134:LEU:HD23	1:1:134:LEU:H	1.66	0.60
1:2:29:VAL:C	1:2:31:LEU:H	2.04	0.60
1:F:198:GLY:O	1:F:276:VAL:HG12	2.02	0.60
1:I:524:LEU:CD1	1:I:525:PRO:HD2	2.25	0.60
1:M:201:SER:O	1:M:202:PRO:O	2.19	0.60
1:Q:38:VAL:HG22	1:R:519:CYS:HB3	1.82	0.60
1:Q:218:PRO:HB3	1:Q:246:PRO:HG2	1.83	0.60
1:U:65:LYS:O	1:U:69:MET:HG3	2.02	0.60
1:V:247:LEU:HB3	1:V:273:VAL:HG22	1.83	0.60
1:Y:8:PHE:CE1	1:Y:519:CYS:SG	2.92	0.60
1:Y:252:GLU:O	1:Y:253:ASP:HB2	2.02	0.60
1:A:134:LEU:HD23	1:A:134:LEU:N	2.17	0.60
1:A:230:ILE:HD12	1:A:261:THR:CG2	2.20	0.60
1:B:255:GLU:O	1:B:257:GLU:N	2.35	0.60
1:F:7:LYS:HD2	1:F:66:PHE:HE2	1.64	0.60
1:F:417:VAL:HG11	1:F:477:GLY:HA3	1.84	0.60
1:H:134:LEU:HD23	1:H:134:LEU:H	1.67	0.60
1:H:218:PRO:HB3	1:H:246:PRO:HG2	1.84	0.60
1:N:359:ASP:O	1:N:363:GLU:HG2	2.01	0.60
1:P:451:LEU:O	1:P:453:GLN:N	2.34	0.60
1:R:90:THR:O	1:R:94:VAL:HG12	2.01	0.60
1:R:524:LEU:CD1	1:R:525:PRO:HD2	2.26	0.60
1:V:194:GLN:HG3	1:V:331:THR:HB	1.84	0.60
1:V:381:VAL:HG21	1:V:393:LYS:HA	1.84	0.60
1:Y:221:LEU:HD23	1:Y:249:ILE:HD12	1.84	0.60
1:Z:194:GLN:HG3	1:Z:331:THR:HB	1.83	0.60
1:1:214:GLU:O	1:1:215:LEU:HD23	2.02	0.60
1:B:252:GLU:O	1:B:253:ASP:HB2	2.02	0.59

Continued on next page...

Continued from previous page...

Atom-1	Atom-2	Interatomic distance (Å)	Clash overlap (Å)
1:D:131:LEU:HD12	1:D:422:VAL:CG2	2.31	0.59
1:D:218:PRO:HB3	1:D:246:PRO:HG2	1.84	0.59
1:M:134:LEU:HD23	1:M:134:LEU:H	1.66	0.59
1:O:131:LEU:HD12	1:O:422:VAL:CG2	2.32	0.59
1:R:194:GLN:HG3	1:R:331:THR:HB	1.84	0.59
1:R:414:GLY:H	1:R:494:LEU:HA	1.67	0.59
1:S:65:LYS:O	1:S:69:MET:HG3	2.02	0.59
1:T:29:VAL:C	1:T:31:LEU:H	2.05	0.59
1:X:131:LEU:HD12	1:X:422:VAL:CG2	2.30	0.59
1:X:255:GLU:O	1:X:257:GLU:N	2.35	0.59
1:1:136:VAL:O	1:1:137:PRO:O	2.19	0.59
1:F:90:THR:O	1:F:94:VAL:HG12	2.02	0.59
1:F:255:GLU:O	1:F:257:GLU:N	2.35	0.59
1:K:65:LYS:O	1:K:69:MET:HG3	2.01	0.59
1:L:242:LYS:C	1:L:244:GLY:H	2.05	0.59
1:M:29:VAL:C	1:M:31:LEU:H	2.05	0.59
1:N:194:GLN:HG3	1:N:331:THR:HB	1.84	0.59
1:N:255:GLU:O	1:N:257:GLU:N	2.36	0.59
1:S:255:GLU:O	1:S:257:GLU:N	2.36	0.59
1:V:359:ASP:O	1:V:363:GLU:HG2	2.03	0.59
1:X:242:LYS:C	1:X:244:GLY:H	2.06	0.59
1:A:77:VAL:HG11	1:A:510:VAL:HG21	1.83	0.59
1:K:414:GLY:O	1:K:417:VAL:HG22	2.03	0.59
1:O:451:LEU:O	1:O:453:GLN:N	2.35	0.59
1:P:381:VAL:HG21	1:P:393:LYS:HA	1.84	0.59
1:R:124:VAL:O	1:R:128:VAL:HG23	2.02	0.59
1:W:131:LEU:HD12	1:W:422:VAL:CG2	2.31	0.59
1:Y:29:VAL:C	1:Y:31:LEU:H	2.04	0.59
1:Z:218:PRO:HB3	1:Z:246:PRO:HG2	1.84	0.59
1:B:38:VAL:HG22	1:C:519:CYS:HB3	1.84	0.59
1:E:134:LEU:N	1:E:134:LEU:HD23	2.17	0.59
1:F:414:GLY:O	1:F:417:VAL:HG22	2.03	0.59
1:I:29:VAL:C	1:I:31:LEU:H	2.05	0.59
1:I:65:LYS:O	1:I:69:MET:HG3	2.02	0.59
1:I:131:LEU:CD1	1:I:422:VAL:HG21	2.32	0.59
1:K:272:LYS:NZ	1:L:228:SER:HB3	2.17	0.59
1:M:194:GLN:HG3	1:M:331:THR:HB	1.84	0.59
1:P:409:GLU:O	1:P:497:THR:HB	2.03	0.59
1:U:77:VAL:HG11	1:U:510:VAL:HG21	1.82	0.59
1:X:240:VAL:O	1:X:240:VAL:HG12	2.00	0.59
1:Z:90:THR:O	1:Z:94:VAL:HG12	2.01	0.59

Continued on next page...

Continued from previous page...

Atom-1	Atom-2	Interatomic distance (Å)	Clash overlap (Å)
1:Z:134:LEU:N	1:Z:134:LEU:HD23	2.17	0.59
1:2:221:LEU:HD23	1:2:249:ILE:HD12	1.84	0.59
1:C:38:VAL:HG22	1:D:519:CYS:HB3	1.85	0.59
1:H:194:GLN:HG3	1:H:331:THR:HB	1.83	0.59
1:H:221:LEU:HD23	1:H:249:ILE:HD12	1.84	0.59
1:I:381:VAL:HG21	1:I:393:LYS:HA	1.85	0.59
1:K:6:VAL:CG2	1:K:521:VAL:HG22	2.26	0.59
1:K:381:VAL:HG21	1:K:393:LYS:HA	1.83	0.59
1:L:221:LEU:HD23	1:L:249:ILE:HD12	1.84	0.59
1:L:311:LYS:NZ	1:U:242:LYS:HD3	2.17	0.59
1:R:34:LYS:HG3	1:R:458:CYS:SG	2.41	0.59
1:R:134:LEU:HD23	1:R:134:LEU:H	1.68	0.59
1:U:249:ILE:HB	1:U:275:ALA:CB	2.32	0.59
1:W:417:VAL:HG11	1:W:477:GLY:HA3	1.85	0.59
1:C:414:GLY:H	1:C:494:LEU:HA	1.68	0.59
1:E:255:GLU:O	1:E:257:GLU:N	2.35	0.59
1:L:131:LEU:CD1	1:L:422:VAL:HG21	2.31	0.59
1:Q:29:VAL:C	1:Q:31:LEU:H	2.04	0.59
1:R:252:GLU:O	1:R:253:ASP:HB2	2.02	0.59
1:T:194:GLN:HG3	1:T:331:THR:HB	1.85	0.59
1:W:218:PRO:HB3	1:W:246:PRO:HG2	1.84	0.59
1:1:247:LEU:HB3	1:1:273:VAL:HG22	1.83	0.59
1:2:414:GLY:H	1:2:494:LEU:HA	1.66	0.59
1:B:131:LEU:CD1	1:B:422:VAL:HG21	2.31	0.59
1:B:194:GLN:HG3	1:B:331:THR:HB	1.82	0.59
1:C:381:VAL:HG21	1:C:393:LYS:HA	1.85	0.59
1:G:194:GLN:HG3	1:G:331:THR:HB	1.84	0.59
1:H:77:VAL:CG1	1:H:510:VAL:HG21	2.33	0.59
1:I:242:LYS:C	1:I:244:GLY:H	2.06	0.59
1:I:252:GLU:O	1:I:253:ASP:HB2	2.02	0.59
1:L:240:VAL:O	1:L:240:VAL:HG12	2.02	0.59
1:P:417:VAL:O	1:P:418:ALA:C	2.40	0.59
1:S:90:THR:O	1:S:94:VAL:HG12	2.03	0.59
1:S:131:LEU:HD12	1:S:422:VAL:CG2	2.30	0.59
1:W:194:GLN:HG3	1:W:331:THR:HB	1.83	0.59
1:Y:202:PRO:O	1:Y:204:PHE:N	2.34	0.59
1:B:240:VAL:O	1:B:240:VAL:HG12	2.03	0.59
1:F:488:MET:CE	1:F:493:ILE:HG21	2.33	0.59
1:G:131:LEU:CD1	1:G:422:VAL:HG21	2.32	0.59
1:L:134:LEU:HD23	1:L:134:LEU:N	2.18	0.59
1:M:240:VAL:O	1:M:240:VAL:HG12	2.03	0.59

Continued on next page...

Continued from previous page...

Atom-1	Atom-2	Interatomic distance (Å)	Clash overlap (Å)
1:N:214:GLU:O	1:N:215:LEU:HD23	2.03	0.59
1:O:465:VAL:O	1:O:469:VAL:HG23	2.02	0.59
1:W:242:LYS:C	1:W:244:GLY:H	2.06	0.59
1:Y:381:VAL:HG21	1:Y:393:LYS:HA	1.84	0.59
1:2:252:GLU:O	1:2:253:ASP:HB2	2.02	0.59
1:B:131:LEU:HD12	1:B:422:VAL:CG2	2.32	0.59
1:H:381:VAL:HG21	1:H:393:LYS:HA	1.84	0.59
1:I:414:GLY:H	1:I:494:LEU:HA	1.67	0.59
1:V:77:VAL:CG1	1:V:510:VAL:HG21	2.33	0.59
1:V:453:GLN:O	1:V:456:LEU:N	2.34	0.59
1:X:6:VAL:CG2	1:X:521:VAL:HG22	2.26	0.59
1:Y:134:LEU:HD23	1:Y:134:LEU:N	2.18	0.59
1:1:46:ALA:HB2	1:2:76:GLU:HG3	1.85	0.59
1:2:240:VAL:O	1:2:240:VAL:HG12	2.02	0.59
1:C:451:LEU:O	1:C:453:GLN:N	2.36	0.59
1:F:8:PHE:HE1	1:F:519:CYS:SG	2.26	0.59
1:H:488:MET:CE	1:H:493:ILE:HG21	2.33	0.59
1:J:65:LYS:O	1:J:69:MET:HG3	2.03	0.59
1:J:218:PRO:HB3	1:J:246:PRO:HG2	1.85	0.59
1:J:255:GLU:O	1:J:257:GLU:N	2.36	0.59
1:K:252:GLU:O	1:K:253:ASP:HB2	2.03	0.59
1:L:252:GLU:O	1:L:253:ASP:HB2	2.02	0.59
1:O:194:GLN:HG3	1:O:331:THR:HB	1.83	0.59
1:A:443:ALA:O	1:A:447:MET:HG3	2.03	0.58
1:B:65:LYS:O	1:B:69:MET:HG3	2.02	0.58
1:B:124:VAL:O	1:B:128:VAL:HG23	2.03	0.58
1:F:221:LEU:HD23	1:F:249:ILE:HD12	1.84	0.58
1:G:218:PRO:HB3	1:G:246:PRO:HG2	1.85	0.58
1:H:90:THR:O	1:H:94:VAL:HG12	2.02	0.58
1:I:240:VAL:O	1:I:240:VAL:HG12	2.03	0.58
1:P:404:ARG:HG2	1:P:404:ARG:HH11	1.68	0.58
1:Q:66:PHE:HE1	1:Q:522:THR:HG22	1.68	0.58
1:S:29:VAL:C	1:S:31:LEU:H	2.04	0.58
1:U:221:LEU:HD23	1:U:249:ILE:HD12	1.85	0.58
1:U:381:VAL:HG21	1:U:393:LYS:HA	1.84	0.58
1:V:130:GLU:HB3	1:V:422:VAL:HG13	1.85	0.58
1:V:221:LEU:HD23	1:V:249:ILE:HD12	1.85	0.58
1:X:90:THR:O	1:X:94:VAL:HG12	2.03	0.58
1:1:255:GLU:O	1:1:257:GLU:N	2.35	0.58
1:2:214:GLU:O	1:2:215:LEU:HD23	2.02	0.58
1:F:359:ASP:O	1:F:363:GLU:HG2	2.01	0.58

Continued on next page...

Continued from previous page...

Atom-1	Atom-2	Interatomic distance (Å)	Clash overlap (Å)
1:G:221:LEU:HD23	1:G:249:ILE:HD12	1.84	0.58
1:N:131:LEU:HD12	1:N:422:VAL:CG2	2.32	0.58
1:N:252:GLU:O	1:N:253:ASP:HB2	2.03	0.58
1:O:417:VAL:HG11	1:O:477:GLY:HA3	1.85	0.58
1:P:202:PRO:O	1:P:204:PHE:N	2.35	0.58
1:Q:242:LYS:C	1:Q:244:GLY:H	2.06	0.58
1:U:242:LYS:C	1:U:244:GLY:H	2.06	0.58
1:Z:255:GLU:O	1:Z:257:GLU:N	2.37	0.58
1:C:218:PRO:HB3	1:C:246:PRO:HG2	1.84	0.58
1:D:221:LEU:HD23	1:D:249:ILE:HD12	1.84	0.58
1:F:134:LEU:N	1:F:134:LEU:HD23	2.18	0.58
1:J:131:LEU:HD12	1:J:422:VAL:CG2	2.31	0.58
1:J:381:VAL:HG21	1:J:393:LYS:HA	1.85	0.58
1:K:77:VAL:HG11	1:K:510:VAL:HG21	1.85	0.58
1:M:123:ALA:HB2	1:M:440:ILE:HG23	1.83	0.58
1:M:242:LYS:C	1:M:244:GLY:H	2.07	0.58
1:N:381:VAL:HG21	1:N:393:LYS:HA	1.85	0.58
1:P:201:SER:O	1:P:202:PRO:O	2.22	0.58
1:P:214:GLU:O	1:P:215:LEU:HD23	2.03	0.58
1:S:404:ARG:HG2	1:S:404:ARG:HH11	1.68	0.58
1:T:24:ALA:HB3	1:T:97:GLN:HE21	1.68	0.58
1:T:90:THR:O	1:T:94:VAL:HG12	2.02	0.58
1:V:414:GLY:H	1:V:494:LEU:HA	1.68	0.58
1:X:359:ASP:O	1:X:363:GLU:HG2	2.04	0.58
1:Z:381:VAL:HG21	1:Z:393:LYS:HA	1.84	0.58
1:2:247:LEU:O	1:2:273:VAL:HG13	2.02	0.58
1:B:218:PRO:HB3	1:B:246:PRO:HG2	1.86	0.58
1:C:77:VAL:HG11	1:C:510:VAL:HG21	1.84	0.58
1:D:8:PHE:HE1	1:D:519:CYS:SG	2.27	0.58
1:D:419:LEU:HD21	1:D:500:THR:HG22	1.84	0.58
1:G:417:VAL:HG11	1:G:477:GLY:HA3	1.85	0.58
1:H:455:VAL:HG12	1:H:460:GLU:O	2.03	0.58
1:S:201:SER:O	1:S:202:PRO:O	2.21	0.58
1:U:8:PHE:HE1	1:U:519:CYS:SG	2.26	0.58
1:U:134:LEU:N	1:U:134:LEU:HD23	2.18	0.58
1:W:124:VAL:O	1:W:128:VAL:HG23	2.04	0.58
1:W:465:VAL:O	1:W:469:VAL:HG23	2.03	0.58
1:X:417:VAL:O	1:X:418:ALA:C	2.41	0.58
1:Y:131:LEU:CD1	1:Y:422:VAL:HG21	2.32	0.58
1:Z:221:LEU:HD23	1:Z:249:ILE:HD12	1.85	0.58
1:F:524:LEU:CD1	1:F:525:PRO:HD2	2.25	0.58

Continued on next page...

Continued from previous page...

Atom-1	Atom-2	Interatomic distance (Å)	Clash overlap (Å)
1:H:255:GLU:O	1:H:257:GLU:N	2.36	0.58
1:J:451:LEU:O	1:J:453:GLN:N	2.36	0.58
1:M:524:LEU:CD1	1:M:525:PRO:HD2	2.30	0.58
1:N:77:VAL:CG1	1:N:510:VAL:HG21	2.33	0.58
1:P:29:VAL:C	1:P:31:LEU:H	2.06	0.58
1:Q:202:PRO:O	1:Q:204:PHE:N	2.35	0.58
1:S:77:VAL:HG11	1:S:510:VAL:HG21	1.84	0.58
1:T:242:LYS:C	1:T:244:GLY:H	2.06	0.58
1:T:404:ARG:HG2	1:T:404:ARG:HH11	1.67	0.58
1:T:417:VAL:O	1:T:418:ALA:C	2.42	0.58
1:Z:24:ALA:HB3	1:Z:97:GLN:HE21	1.68	0.58
1:1:414:GLY:H	1:1:494:LEU:HA	1.68	0.58
1:1:447:MET:HE3	1:1:504:LEU:HD21	1.86	0.58
1:A:252:GLU:O	1:A:253:ASP:HB2	2.03	0.58
1:B:219:PHE:O	1:B:247:LEU:HD12	2.04	0.58
1:C:201:SER:O	1:C:202:PRO:O	2.21	0.58
1:E:131:LEU:HD12	1:E:422:VAL:CG2	2.32	0.58
1:E:417:VAL:O	1:E:418:ALA:C	2.41	0.58
1:F:124:VAL:O	1:F:128:VAL:HG23	2.03	0.58
1:F:252:GLU:O	1:F:253:ASP:HB2	2.03	0.58
1:L:201:SER:O	1:L:202:PRO:O	2.22	0.58
1:L:404:ARG:HG2	1:L:404:ARG:HH11	1.68	0.58
1:M:90:THR:O	1:M:94:VAL:HG12	2.04	0.58
1:O:8:PHE:HE1	1:O:519:CYS:SG	2.26	0.58
1:Q:252:GLU:O	1:Q:253:ASP:HB2	2.02	0.58
1:Q:381:VAL:HG21	1:Q:393:LYS:HA	1.86	0.58
1:S:417:VAL:O	1:S:418:ALA:C	2.41	0.58
1:T:230:ILE:CD1	1:T:261:THR:HG21	2.22	0.58
1:V:252:GLU:O	1:V:253:ASP:HB2	2.03	0.58
1:W:134:LEU:HD23	1:W:134:LEU:H	1.68	0.58
1:W:214:GLU:O	1:W:215:LEU:HD23	2.04	0.58
1:X:252:GLU:O	1:X:253:ASP:HB2	2.03	0.58
1:Y:61:GLU:C	1:Y:62:LEU:HD23	2.24	0.58
1:1:131:LEU:CD1	1:1:422:VAL:HG21	2.33	0.58
1:1:417:VAL:O	1:1:418:ALA:C	2.41	0.58
1:C:417:VAL:O	1:C:418:ALA:C	2.41	0.58
1:G:201:SER:O	1:G:202:PRO:O	2.22	0.58
1:I:447:MET:HE3	1:I:504:LEU:HD21	1.86	0.58
1:M:62:LEU:N	1:M:62:LEU:CD2	2.66	0.58
1:M:455:VAL:HG12	1:M:460:GLU:O	2.04	0.58
1:N:247:LEU:O	1:N:273:VAL:HG13	2.04	0.58

Continued on next page...

Continued from previous page...

Atom-1	Atom-2	Interatomic distance (Å)	Clash overlap (Å)
1:O:417:VAL:O	1:O:418:ALA:C	2.41	0.58
1:P:134:LEU:N	1:P:134:LEU:HD23	2.18	0.58
1:Q:134:LEU:HD23	1:Q:134:LEU:H	1.68	0.58
1:Q:404:ARG:HG2	1:Q:404:ARG:HH11	1.69	0.58
1:Q:451:LEU:O	1:Q:453:GLN:N	2.36	0.58
1:R:131:LEU:HD12	1:R:422:VAL:CG2	2.33	0.58
1:T:23:LEU:HD22	1:T:75:LYS:HB2	1.86	0.58
1:T:134:LEU:HD23	1:T:134:LEU:N	2.18	0.58
1:T:218:PRO:HB3	1:T:246:PRO:HG2	1.84	0.58
1:X:29:VAL:C	1:X:31:LEU:H	2.06	0.58
1:X:221:LEU:HD23	1:X:249:ILE:HD12	1.85	0.58
1:2:201:SER:O	1:2:202:PRO:O	2.22	0.58
1:B:77:VAL:CG1	1:B:510:VAL:HG21	2.34	0.58
1:E:242:LYS:C	1:E:244:GLY:H	2.06	0.58
1:F:134:LEU:HD23	1:F:134:LEU:H	1.69	0.58
1:G:134:LEU:HD23	1:G:134:LEU:H	1.69	0.58
1:G:255:GLU:O	1:G:257:GLU:N	2.37	0.58
1:K:221:LEU:HD23	1:K:249:ILE:HD12	1.86	0.58
1:O:242:LYS:C	1:O:244:GLY:H	2.07	0.58
1:P:194:GLN:HG3	1:P:331:THR:HB	1.85	0.58
1:Q:221:LEU:HD23	1:Q:249:ILE:HD12	1.86	0.58
1:S:524:LEU:CD1	1:S:525:PRO:HD2	2.26	0.58
1:V:29:VAL:C	1:V:31:LEU:H	2.05	0.58
1:W:381:VAL:HG21	1:W:393:LYS:HA	1.84	0.58
1:W:524:LEU:CD1	1:W:525:PRO:HD2	2.28	0.58
1:X:266:THR:HG22	1:X:271:VAL:O	2.04	0.58
1:Y:77:VAL:HG11	1:Y:510:VAL:HG21	1.86	0.58
1:2:194:GLN:HG3	1:2:331:THR:HB	1.85	0.58
1:E:417:VAL:HG12	1:E:469:VAL:HG11	1.85	0.58
1:G:404:ARG:HG2	1:G:404:ARG:HH11	1.69	0.58
1:I:8:PHE:HE1	1:I:519:CYS:HG	1.52	0.58
1:J:417:VAL:HG11	1:J:477:GLY:HA3	1.86	0.58
1:K:255:GLU:O	1:K:257:GLU:N	2.36	0.58
1:O:219:PHE:O	1:O:247:LEU:HD12	2.04	0.58
1:Q:409:GLU:O	1:Q:497:THR:HB	2.03	0.58
1:S:219:PHE:O	1:S:247:LEU:HD12	2.04	0.58
1:U:90:THR:O	1:U:94:VAL:HG12	2.04	0.58
1:U:451:LEU:O	1:U:453:GLN:N	2.37	0.58
1:V:24:ALA:O	1:V:26:ALA:N	2.37	0.58
1:V:348:GLN:O	1:V:352:GLN:HG2	2.04	0.58
1:V:417:VAL:HG11	1:V:477:GLY:HA3	1.86	0.58

Continued on next page...

Continued from previous page...

Atom-1	Atom-2	Interatomic distance (Å)	Clash overlap (Å)
1:X:455:VAL:HG12	1:X:460:GLU:O	2.04	0.58
1:Y:194:GLN:HG3	1:Y:331:THR:HB	1.85	0.58
1:A:194:GLN:HG3	1:A:331:THR:HB	1.85	0.58
1:A:414:GLY:H	1:A:494:LEU:HA	1.68	0.58
1:A:417:VAL:O	1:A:418:ALA:C	2.42	0.58
1:B:201:SER:O	1:B:202:PRO:O	2.21	0.58
1:C:131:LEU:CD1	1:C:422:VAL:HG21	2.34	0.58
1:E:90:THR:O	1:E:94:VAL:HG12	2.04	0.58
1:E:221:LEU:HD23	1:E:249:ILE:HD12	1.84	0.58
1:E:486:GLY:CA	1:E:491:MET:HE2	2.34	0.58
1:F:247:LEU:HB3	1:F:273:VAL:HG22	1.85	0.58
1:I:194:GLN:HG3	1:I:331:THR:HB	1.85	0.58
1:J:134:LEU:N	1:J:134:LEU:HD23	2.18	0.58
1:L:381:VAL:HG21	1:L:393:LYS:HA	1.85	0.58
1:O:221:LEU:HD23	1:O:249:ILE:HD12	1.86	0.58
1:R:65:LYS:O	1:R:69:MET:HG3	2.04	0.58
1:S:218:PRO:HB3	1:S:246:PRO:HG2	1.86	0.58
1:T:255:GLU:O	1:T:257:GLU:N	2.37	0.58
1:U:240:VAL:O	1:U:240:VAL:HG12	2.03	0.58
1:U:417:VAL:O	1:U:418:ALA:C	2.41	0.58
1:X:247:LEU:O	1:X:273:VAL:HG13	2.04	0.58
1:Z:77:VAL:HG11	1:Z:510:VAL:CG2	2.34	0.58
1:Z:417:VAL:HG21	1:Z:488:MET:HG3	1.86	0.58
1:1:240:VAL:O	1:1:240:VAL:HG12	2.04	0.58
1:2:255:GLU:O	1:2:257:GLU:N	2.36	0.58
1:E:214:GLU:O	1:E:215:LEU:HD23	2.04	0.57
1:F:201:SER:O	1:F:202:PRO:O	2.22	0.57
1:F:381:VAL:HG21	1:F:393:LYS:HA	1.85	0.57
1:G:242:LYS:C	1:G:244:GLY:H	2.07	0.57
1:J:242:LYS:C	1:J:244:GLY:H	2.08	0.57
1:K:194:GLN:HG3	1:K:331:THR:HB	1.86	0.57
1:M:131:LEU:HD12	1:M:422:VAL:CG2	2.30	0.57
1:M:404:ARG:HG2	1:M:404:ARG:HH11	1.69	0.57
1:O:348:GLN:O	1:O:352:GLN:HG2	2.04	0.57
1:P:455:VAL:HG12	1:P:460:GLU:O	2.04	0.57
1:Q:255:GLU:O	1:Q:257:GLU:N	2.37	0.57
1:S:134:LEU:N	1:S:134:LEU:HD23	2.19	0.57
1:U:404:ARG:HG2	1:U:404:ARG:HH11	1.68	0.57
1:V:179:ASP:HB3	1:V:389:MET:HE1	1.86	0.57
1:W:65:LYS:O	1:W:69:MET:HG3	2.03	0.57
1:W:221:LEU:HD23	1:W:249:ILE:HD12	1.85	0.57

Continued on next page...

Continued from previous page...

Atom-1	Atom-2	Interatomic distance (Å)	Clash overlap (Å)
1:1:417:VAL:HG12	1:1:469:VAL:HG11	1.86	0.57
1:2:70:GLY:HA2	1:2:73:MET:CE	2.34	0.57
1:2:134:LEU:N	1:2:134:LEU:HD23	2.19	0.57
1:A:131:LEU:CD1	1:A:422:VAL:HG21	2.34	0.57
1:A:348:GLN:O	1:A:352:GLN:HG2	2.04	0.57
1:B:77:VAL:HG11	1:B:510:VAL:CG2	2.34	0.57
1:D:252:GLU:O	1:D:253:ASP:HB2	2.03	0.57
1:E:252:GLU:O	1:E:253:ASP:HB2	2.02	0.57
1:H:242:LYS:C	1:H:244:GLY:H	2.08	0.57
1:J:70:GLY:HA2	1:J:73:MET:CE	2.33	0.57
1:J:77:VAL:HG11	1:J:510:VAL:CG2	2.34	0.57
1:J:252:GLU:O	1:J:253:ASP:HB2	2.03	0.57
1:M:381:VAL:HG21	1:M:393:LYS:HA	1.85	0.57
1:N:443:ALA:O	1:N:447:MET:HG3	2.04	0.57
1:O:24:ALA:HB3	1:O:97:GLN:HE21	1.69	0.57
1:O:202:PRO:O	1:O:204:PHE:N	2.34	0.57
1:O:381:VAL:HG21	1:O:393:LYS:HA	1.87	0.57
1:Q:16:MET:SD	1:Q:73:MET:HE1	2.44	0.57
1:Q:201:SER:O	1:Q:202:PRO:O	2.22	0.57
1:R:8:PHE:HE1	1:R:519:CYS:HG	1.52	0.57
1:T:240:VAL:O	1:T:240:VAL:HG12	2.05	0.57
1:U:255:GLU:O	1:U:257:GLU:N	2.37	0.57
1:Y:218:PRO:HB3	1:Y:246:PRO:HG2	1.87	0.57
1:Y:273:VAL:HG12	1:Y:274:ALA:N	2.19	0.57
1:Z:8:PHE:HE1	1:Z:519:CYS:SG	2.27	0.57
1:Z:242:LYS:C	1:Z:244:GLY:H	2.08	0.57
1:Z:417:VAL:O	1:Z:418:ALA:C	2.42	0.57
1:A:242:LYS:C	1:A:244:GLY:H	2.07	0.57
1:A:451:LEU:O	1:A:453:GLN:N	2.38	0.57
1:C:255:GLU:O	1:C:257:GLU:N	2.37	0.57
1:C:359:ASP:O	1:C:363:GLU:HG2	2.04	0.57
1:E:201:SER:O	1:E:202:PRO:O	2.22	0.57
1:H:65:LYS:O	1:H:69:MET:HG3	2.04	0.57
1:H:214:GLU:O	1:H:215:LEU:HD23	2.04	0.57
1:H:240:VAL:O	1:H:240:VAL:HG12	2.03	0.57
1:J:8:PHE:HE1	1:J:519:CYS:SG	2.28	0.57
1:J:348:GLN:O	1:J:352:GLN:HG2	2.05	0.57
1:R:240:VAL:O	1:R:240:VAL:HG12	2.03	0.57
1:R:348:GLN:O	1:R:352:GLN:HG2	2.04	0.57
1:T:417:VAL:HG11	1:T:477:GLY:HA3	1.86	0.57
1:X:201:SER:O	1:X:202:PRO:O	2.22	0.57

Continued on next page...

Continued from previous page...

Atom-1	Atom-2	Interatomic distance (Å)	Clash overlap (Å)
1:X:451:LEU:O	1:X:453:GLN:N	2.37	0.57
1:A:255:GLU:O	1:A:257:GLU:N	2.36	0.57
1:F:65:LYS:O	1:F:69:MET:HG3	2.05	0.57
1:J:240:VAL:O	1:J:240:VAL:HG12	2.04	0.57
1:K:272:LYS:HZ1	1:L:228:SER:HB3	1.68	0.57
1:M:218:PRO:HB3	1:M:246:PRO:HG2	1.86	0.57
1:P:218:PRO:HB3	1:P:246:PRO:HG2	1.86	0.57
1:R:404:ARG:HG2	1:R:404:ARG:HH11	1.70	0.57
1:W:202:PRO:O	1:W:204:PHE:N	2.34	0.57
1:X:194:GLN:HG3	1:X:331:THR:HB	1.85	0.57
1:Y:34:LYS:HG3	1:Y:458:CYS:SG	2.44	0.57
1:Y:240:VAL:O	1:Y:240:VAL:HG12	2.03	0.57
1:Z:240:VAL:HG12	1:Z:240:VAL:O	2.04	0.57
1:1:381:VAL:HG21	1:1:393:LYS:HA	1.85	0.57
1:2:70:GLY:HA2	1:2:73:MET:HE3	1.85	0.57
1:2:131:LEU:HD12	1:2:422:VAL:CG2	2.33	0.57
1:B:417:VAL:HG11	1:B:477:GLY:HA3	1.87	0.57
1:C:179:ASP:HB3	1:C:389:MET:HE1	1.86	0.57
1:C:417:VAL:HG11	1:C:477:GLY:HA3	1.87	0.57
1:D:240:VAL:O	1:D:240:VAL:HG12	2.04	0.57
1:G:381:VAL:HG21	1:G:393:LYS:HA	1.85	0.57
1:K:202:PRO:O	1:K:204:PHE:N	2.36	0.57
1:K:404:ARG:HG2	1:K:404:ARG:HH11	1.69	0.57
1:L:420:ILE:HD12	1:L:451:LEU:HD22	1.86	0.57
1:N:24:ALA:HB3	1:N:97:GLN:HE21	1.70	0.57
1:T:417:VAL:HG12	1:T:469:VAL:HG11	1.85	0.57
1:V:201:SER:O	1:V:202:PRO:O	2.22	0.57
1:1:77:VAL:HG11	1:1:510:VAL:CG2	2.35	0.57
1:1:252:GLU:O	1:1:253:ASP:HB2	2.03	0.57
1:2:77:VAL:HG11	1:2:510:VAL:CG2	2.35	0.57
1:A:240:VAL:O	1:A:240:VAL:HG12	2.05	0.57
1:A:417:VAL:HG11	1:A:477:GLY:HA3	1.87	0.57
1:D:266:THR:HG22	1:D:271:VAL:O	2.04	0.57
1:D:404:ARG:HH11	1:D:404:ARG:HG2	1.68	0.57
1:F:46:ALA:CB	1:G:76:GLU:HG3	2.32	0.57
1:G:214:GLU:O	1:G:215:LEU:HD23	2.05	0.57
1:G:240:VAL:HG12	1:G:240:VAL:O	2.04	0.57
1:J:417:VAL:O	1:J:418:ALA:C	2.42	0.57
1:K:242:LYS:C	1:K:244:GLY:H	2.07	0.57
1:K:455:VAL:HG12	1:K:460:GLU:O	2.04	0.57
1:L:417:VAL:O	1:L:418:ALA:C	2.42	0.57

Continued on next page...

Continued from previous page...

Atom-1	Atom-2	Interatomic distance (Å)	Clash overlap (Å)
1:N:201:SER:O	1:N:202:PRO:O	2.22	0.57
1:N:273:VAL:HG12	1:N:274:ALA:N	2.19	0.57
1:P:90:THR:O	1:P:94:VAL:HG12	2.04	0.57
1:Q:240:VAL:O	1:Q:240:VAL:HG12	2.04	0.57
1:S:124:VAL:O	1:S:128:VAL:HG23	2.04	0.57
1:S:240:VAL:O	1:S:240:VAL:HG12	2.03	0.57
1:U:24:ALA:HB3	1:U:97:GLN:HE21	1.69	0.57
1:W:252:GLU:O	1:W:253:ASP:HB2	2.04	0.57
1:X:77:VAL:HG11	1:X:510:VAL:HG21	1.86	0.57
1:X:230:ILE:CD1	1:X:261:THR:HG21	2.23	0.57
1:X:369:VAL:HG23	1:X:370:ALA:N	2.20	0.57
1:Y:488:MET:CE	1:Y:493:ILE:HG21	2.34	0.57
1:2:62:LEU:N	1:2:62:LEU:CD2	2.67	0.57
1:B:417:VAL:O	1:B:418:ALA:C	2.41	0.57
1:B:455:VAL:HG12	1:B:460:GLU:O	2.05	0.57
1:E:29:VAL:C	1:E:31:LEU:H	2.06	0.57
1:E:524:LEU:CD1	1:E:525:PRO:HD2	2.28	0.57
1:F:455:VAL:HG12	1:F:460:GLU:O	2.04	0.57
1:H:8:PHE:HE1	1:H:519:CYS:SG	2.28	0.57
1:M:359:ASP:O	1:M:363:GLU:HG2	2.04	0.57
1:N:240:VAL:O	1:N:240:VAL:HG12	2.03	0.57
1:N:404:ARG:HG2	1:N:404:ARG:HH11	1.70	0.57
1:O:486:GLY:HA3	1:O:491:MET:HE2	1.87	0.57
1:R:214:GLU:O	1:R:215:LEU:HD23	2.05	0.57
1:R:218:PRO:HB3	1:R:246:PRO:HG2	1.86	0.57
1:S:242:LYS:C	1:S:244:GLY:H	2.08	0.57
1:S:348:GLN:O	1:S:352:GLN:HG2	2.05	0.57
1:V:404:ARG:HG2	1:V:404:ARG:HH11	1.68	0.57
1:W:240:VAL:O	1:W:240:VAL:HG12	2.04	0.57
1:X:465:VAL:O	1:X:469:VAL:HG23	2.04	0.57
1:F:123:ALA:HB2	1:F:440:ILE:HG23	1.86	0.57
1:F:348:GLN:O	1:F:352:GLN:HG2	2.05	0.57
1:K:41:ASP:OD1	1:L:69:MET:HG2	2.05	0.57
1:K:447:MET:HE3	1:K:504:LEU:HD21	1.86	0.57
1:L:131:LEU:HD12	1:L:422:VAL:CG2	2.34	0.57
1:M:443:ALA:O	1:M:447:MET:HG3	2.05	0.57
1:O:65:LYS:O	1:O:69:MET:HG3	2.04	0.57
1:O:134:LEU:HD23	1:O:134:LEU:N	2.20	0.57
1:T:348:GLN:O	1:T:352:GLN:HG2	2.04	0.57
1:U:214:GLU:O	1:U:215:LEU:HD23	2.04	0.57
1:V:112:ASN:OD1	1:V:114:MET:N	2.38	0.57

Continued on next page...

Continued from previous page...

Atom-1	Atom-2	Interatomic distance (Å)	Clash overlap (Å)
1:V:230:ILE:CD1	1:V:261:THR:HG21	2.22	0.57
1:Y:120:ILE:HG13	1:Y:439:GLY:O	2.05	0.57
1:Y:242:LYS:C	1:Y:244:GLY:H	2.07	0.57
1:Y:255:GLU:O	1:Y:257:GLU:N	2.38	0.57
1:Y:419:LEU:HD21	1:Y:500:THR:HG22	1.86	0.57
1:2:219:PHE:O	1:2:247:LEU:HD12	2.04	0.57
1:C:240:VAL:O	1:C:240:VAL:HG12	2.04	0.57
1:E:218:PRO:HB3	1:E:246:PRO:HG2	1.85	0.57
1:F:29:VAL:C	1:F:31:LEU:H	2.07	0.57
1:I:201:SER:O	1:I:202:PRO:O	2.22	0.57
1:I:409:GLU:O	1:I:497:THR:HB	2.05	0.57
1:J:524:LEU:CD1	1:J:525:PRO:HD2	2.27	0.57
1:K:348:GLN:O	1:K:352:GLN:HG2	2.05	0.57
1:M:369:VAL:HG23	1:M:370:ALA:N	2.20	0.57
1:M:383:ALA:O	1:M:384:ALA:HB3	2.05	0.57
1:N:451:LEU:O	1:N:453:GLN:N	2.38	0.57
1:P:8:PHE:HE1	1:P:519:CYS:HG	1.45	0.57
1:P:252:GLU:O	1:P:253:ASP:HB2	2.03	0.57
1:P:419:LEU:HD21	1:P:500:THR:HG22	1.85	0.57
1:R:417:VAL:HG11	1:R:477:GLY:HA3	1.87	0.57
1:S:202:PRO:O	1:S:204:PHE:N	2.33	0.57
1:U:417:VAL:HG11	1:U:477:GLY:HA3	1.87	0.57
1:Y:201:SER:O	1:Y:202:PRO:O	2.21	0.57
1:2:419:LEU:HD21	1:2:500:THR:HG22	1.85	0.57
1:F:404:ARG:HG2	1:F:404:ARG:HH11	1.70	0.57
1:I:120:ILE:HG13	1:I:439:GLY:O	2.04	0.57
1:N:61:GLU:C	1:N:62:LEU:HD23	2.26	0.57
1:S:66:PHE:HE1	1:S:522:THR:HG22	1.70	0.57
1:V:218:PRO:HB3	1:V:246:PRO:HG2	1.86	0.57
1:V:242:LYS:C	1:V:244:GLY:H	2.08	0.57
1:V:255:GLU:O	1:V:257:GLU:N	2.37	0.57
1:2:17:LEU:O	1:2:20:VAL:HG22	2.04	0.57
1:2:24:ALA:HB3	1:2:97:GLN:HE21	1.69	0.57
1:2:266:THR:HG22	1:2:271:VAL:O	2.05	0.57
1:2:361:ASP:O	1:2:365:LEU:HG	2.05	0.57
1:A:218:PRO:HB3	1:A:246:PRO:HG2	1.87	0.56
1:B:202:PRO:O	1:B:204:PHE:N	2.35	0.56
1:C:242:LYS:C	1:C:244:GLY:H	2.08	0.56
1:C:272:LYS:NZ	1:D:228:SER:HB3	2.20	0.56
1:E:124:VAL:O	1:E:128:VAL:HG23	2.04	0.56
1:E:404:ARG:HG2	1:E:404:ARG:HH11	1.70	0.56

Continued on next page...

Continued from previous page...

Atom-1	Atom-2	Interatomic distance (Å)	Clash overlap (Å)
1:J:214:GLU:O	1:J:215:LEU:HD23	2.05	0.56
1:K:124:VAL:O	1:K:128:VAL:HG23	2.05	0.56
1:L:488:MET:CE	1:L:493:ILE:HG21	2.34	0.56
1:M:77:VAL:HG11	1:M:510:VAL:CG2	2.35	0.56
1:M:266:THR:HG22	1:M:271:VAL:O	2.05	0.56
1:M:417:VAL:HG11	1:M:477:GLY:HA3	1.88	0.56
1:N:218:PRO:HB3	1:N:246:PRO:HG2	1.87	0.56
1:N:383:ALA:O	1:N:384:ALA:HB3	2.05	0.56
1:O:255:GLU:O	1:O:257:GLU:N	2.38	0.56
1:O:455:VAL:HG12	1:O:460:GLU:O	2.05	0.56
1:Q:34:LYS:HG3	1:Q:458:CYS:SG	2.44	0.56
1:Q:417:VAL:O	1:Q:418:ALA:C	2.42	0.56
1:S:381:VAL:HG21	1:S:393:LYS:HA	1.87	0.56
1:S:488:MET:CE	1:S:493:ILE:HG21	2.34	0.56
1:T:201:SER:O	1:T:202:PRO:O	2.22	0.56
1:T:359:ASP:O	1:T:363:GLU:HG2	2.04	0.56
1:U:252:GLU:O	1:U:253:ASP:HB2	2.04	0.56
1:W:201:SER:O	1:W:202:PRO:O	2.23	0.56
1:X:146:GLN:O	1:X:150:ILE:HG13	2.05	0.56
1:X:383:ALA:O	1:X:384:ALA:HB3	2.05	0.56
1:Y:455:VAL:HG12	1:Y:460:GLU:O	2.05	0.56
1:2:447:MET:HE3	1:2:504:LEU:HD21	1.87	0.56
1:B:134:LEU:N	1:B:134:LEU:HD23	2.19	0.56
1:B:404:ARG:HG2	1:B:404:ARG:HH11	1.68	0.56
1:C:443:ALA:O	1:C:447:MET:HG3	2.05	0.56
1:D:465:VAL:O	1:D:469:VAL:HG23	2.05	0.56
1:G:65:LYS:O	1:G:69:MET:HG3	2.05	0.56
1:M:252:GLU:O	1:M:253:ASP:HB2	2.04	0.56
1:O:29:VAL:C	1:O:31:LEU:H	2.06	0.56
1:Q:124:VAL:O	1:Q:128:VAL:HG23	2.04	0.56
1:T:252:GLU:O	1:T:253:ASP:HB2	2.05	0.56
1:T:417:VAL:HG21	1:T:488:MET:HG3	1.87	0.56
1:U:202:PRO:O	1:U:204:PHE:N	2.36	0.56
1:V:131:LEU:HD12	1:V:422:VAL:CG2	2.34	0.56
1:X:124:VAL:O	1:X:128:VAL:HG23	2.05	0.56
1:X:417:VAL:HG12	1:X:469:VAL:HG11	1.86	0.56
1:Z:348:GLN:O	1:Z:352:GLN:HG2	2.05	0.56
1:2:443:ALA:O	1:2:447:MET:HG3	2.05	0.56
1:A:266:THR:HG22	1:A:271:VAL:O	2.06	0.56
1:A:381:VAL:HG21	1:A:393:LYS:HA	1.86	0.56
1:B:70:GLY:HA2	1:B:73:MET:CE	2.36	0.56

Continued on next page...

Continued from previous page...

Atom-1	Atom-2	Interatomic distance (Å)	Clash overlap (Å)
1:B:214:GLU:O	1:B:215:LEU:HD23	2.05	0.56
1:B:242:LYS:C	1:B:244:GLY:H	2.08	0.56
1:C:252:GLU:O	1:C:253:ASP:HB2	2.03	0.56
1:D:77:VAL:HG11	1:D:510:VAL:CG2	2.35	0.56
1:D:417:VAL:O	1:D:418:ALA:C	2.43	0.56
1:E:240:VAL:O	1:E:240:VAL:HG12	2.05	0.56
1:H:8:PHE:HE1	1:H:519:CYS:HG	1.51	0.56
1:H:9:GLY:O	1:H:10:ASN:C	2.43	0.56
1:H:41:ASP:HB2	1:I:69:MET:CE	2.35	0.56
1:J:16:MET:SD	1:J:73:MET:HE1	2.46	0.56
1:J:247:LEU:O	1:J:273:VAL:HG13	2.04	0.56
1:J:273:VAL:HG12	1:J:274:ALA:N	2.20	0.56
1:J:487:ASN:O	1:J:491:MET:HG3	2.04	0.56
1:K:417:VAL:O	1:K:418:ALA:C	2.43	0.56
1:L:17:LEU:O	1:L:20:VAL:HG22	2.05	0.56
1:L:218:PRO:HB3	1:L:246:PRO:HG2	1.86	0.56
1:M:77:VAL:CG1	1:M:510:VAL:HG21	2.36	0.56
1:N:134:LEU:HD23	1:N:134:LEU:H	1.70	0.56
1:O:201:SER:O	1:O:202:PRO:O	2.22	0.56
1:O:240:VAL:HG12	1:O:240:VAL:O	2.04	0.56
1:P:70:GLY:HA2	1:P:73:MET:HE3	1.86	0.56
1:P:77:VAL:HG11	1:P:510:VAL:HG21	1.86	0.56
1:P:242:LYS:C	1:P:244:GLY:H	2.08	0.56
1:Q:8:PHE:HE1	1:Q:519:CYS:HG	1.53	0.56
1:Q:348:GLN:O	1:Q:352:GLN:HG2	2.06	0.56
1:Q:443:ALA:O	1:Q:447:MET:HG3	2.05	0.56
1:R:201:SER:O	1:R:202:PRO:O	2.24	0.56
1:R:219:PHE:O	1:R:247:LEU:HD12	2.06	0.56
1:R:221:LEU:HD23	1:R:249:ILE:HD12	1.86	0.56
1:U:77:VAL:CG1	1:U:510:VAL:HG21	2.36	0.56
1:U:219:PHE:O	1:U:247:LEU:HD12	2.06	0.56
1:U:230:ILE:CD1	1:U:261:THR:HG21	2.23	0.56
1:U:419:LEU:HD21	1:U:500:THR:HG22	1.87	0.56
1:V:124:VAL:O	1:V:128:VAL:HG23	2.04	0.56
1:V:455:VAL:HG12	1:V:460:GLU:O	2.04	0.56
1:V:524:LEU:CD1	1:V:525:PRO:HD2	2.29	0.56
1:W:17:LEU:O	1:W:20:VAL:HG22	2.05	0.56
1:W:419:LEU:HD21	1:W:500:THR:HG22	1.88	0.56
1:Y:6:VAL:CG2	1:Y:521:VAL:HG22	2.32	0.56
1:Y:41:ASP:OD1	1:Z:69:MET:HG2	2.05	0.56
1:Y:90:THR:O	1:Y:94:VAL:HG12	2.05	0.56

Continued on next page...

Continued from previous page...

Atom-1	Atom-2	Interatomic distance (Å)	Clash overlap (Å)
1:Z:201:SER:O	1:Z:202:PRO:O	2.22	0.56
1:Z:214:GLU:O	1:Z:215:LEU:HD23	2.05	0.56
1:1:202:PRO:O	1:1:204:PHE:N	2.35	0.56
1:2:77:VAL:CG1	1:2:510:VAL:HG21	2.35	0.56
1:A:66:PHE:HE1	1:A:522:THR:HG22	1.69	0.56
1:A:202:PRO:O	1:A:204:PHE:N	2.37	0.56
1:C:65:LYS:O	1:C:69:MET:HG3	2.06	0.56
1:D:255:GLU:O	1:D:257:GLU:N	2.38	0.56
1:F:218:PRO:HB3	1:F:246:PRO:HG2	1.86	0.56
1:H:41:ASP:OD1	1:I:69:MET:HG2	2.05	0.56
1:I:202:PRO:O	1:I:204:PHE:N	2.36	0.56
1:I:383:ALA:O	1:I:384:ALA:HB3	2.05	0.56
1:J:134:LEU:HD23	1:J:134:LEU:H	1.70	0.56
1:K:77:VAL:HG11	1:K:510:VAL:CG2	2.36	0.56
1:N:8:PHE:CE1	1:N:519:CYS:SG	2.98	0.56
1:O:419:LEU:HD21	1:O:500:THR:HG22	1.86	0.56
1:P:8:PHE:CE1	1:P:519:CYS:SG	2.97	0.56
1:P:348:GLN:O	1:P:352:GLN:HG2	2.05	0.56
1:Q:41:ASP:OD1	1:R:69:MET:HG2	2.05	0.56
1:W:348:GLN:O	1:W:352:GLN:HG2	2.06	0.56
1:1:348:GLN:O	1:1:352:GLN:HG2	2.05	0.56
1:2:487:ASN:O	1:2:491:MET:HG3	2.05	0.56
1:A:201:SER:O	1:A:202:PRO:O	2.23	0.56
1:B:451:LEU:O	1:B:453:GLN:N	2.39	0.56
1:C:348:GLN:O	1:C:352:GLN:HG2	2.06	0.56
1:D:348:GLN:O	1:D:352:GLN:HG2	2.06	0.56
1:D:443:ALA:O	1:D:447:MET:HG3	2.06	0.56
1:F:230:ILE:CD1	1:F:261:THR:HG21	2.22	0.56
1:F:417:VAL:O	1:F:418:ALA:C	2.43	0.56
1:H:404:ARG:HG2	1:H:404:ARG:HH11	1.70	0.56
1:I:131:LEU:HD12	1:I:422:VAL:CG2	2.35	0.56
1:I:218:PRO:HB3	1:I:246:PRO:HG2	1.88	0.56
1:I:417:VAL:HG12	1:I:469:VAL:HG11	1.86	0.56
1:I:419:LEU:HD21	1:I:500:THR:HG22	1.86	0.56
1:O:443:ALA:O	1:O:447:MET:HG3	2.06	0.56
1:P:247:LEU:O	1:P:273:VAL:HG13	2.04	0.56
1:P:499:VAL:CG2	1:P:500:THR:N	2.69	0.56
1:S:24:ALA:HB3	1:S:97:GLN:HE21	1.69	0.56
1:V:34:LYS:HG3	1:V:458:CYS:SG	2.46	0.56
1:V:134:LEU:HD23	1:V:134:LEU:H	1.69	0.56
1:A:134:LEU:HD23	1:A:134:LEU:H	1.71	0.56

Continued on next page...

Continued from previous page...

Atom-1	Atom-2	Interatomic distance (Å)	Clash overlap (Å)
1:A:247:LEU:O	1:A:273:VAL:HG13	2.06	0.56
1:B:221:LEU:HD23	1:B:249:ILE:HD12	1.86	0.56
1:C:214:GLU:O	1:C:215:LEU:HD23	2.04	0.56
1:E:77:VAL:HG11	1:E:510:VAL:HG21	1.87	0.56
1:F:242:LYS:C	1:F:244:GLY:H	2.08	0.56
1:G:66:PHE:HE1	1:G:522:THR:HG22	1.68	0.56
1:J:202:PRO:O	1:J:204:PHE:N	2.35	0.56
1:L:214:GLU:O	1:L:215:LEU:HD23	2.05	0.56
1:M:417:VAL:O	1:M:418:ALA:C	2.44	0.56
1:R:455:VAL:HG12	1:R:460:GLU:O	2.05	0.56
1:W:417:VAL:HG12	1:W:469:VAL:HG11	1.86	0.56
1:1:90:THR:O	1:1:94:VAL:HG12	2.05	0.56
1:1:174:VAL:HB	1:1:376:VAL:HG13	1.87	0.56
1:A:77:VAL:CG1	1:A:510:VAL:HG21	2.36	0.56
1:C:417:VAL:HG12	1:C:469:VAL:HG11	1.86	0.56
1:E:348:GLN:O	1:E:352:GLN:HG2	2.06	0.56
1:F:449:ALA:HB3	1:F:450:PRO:CD	2.33	0.56
1:G:219:PHE:O	1:G:247:LEU:HD12	2.06	0.56
1:H:177:VAL:HG21	1:H:397:GLU:CG	2.36	0.56
1:N:29:VAL:C	1:N:31:LEU:H	2.07	0.56
1:N:66:PHE:HE1	1:N:522:THR:HG22	1.69	0.56
1:Q:266:THR:HG22	1:Q:271:VAL:O	2.06	0.56
1:R:242:LYS:C	1:R:244:GLY:H	2.09	0.56
1:R:255:GLU:O	1:R:257:GLU:N	2.39	0.56
1:S:70:GLY:HA2	1:S:73:MET:CE	2.35	0.56
1:S:77:VAL:CG1	1:S:510:VAL:HG21	2.36	0.56
1:S:134:LEU:HD23	1:S:134:LEU:H	1.71	0.56
1:T:131:LEU:CD1	1:T:422:VAL:HG21	2.34	0.56
1:T:214:GLU:O	1:T:215:LEU:HD23	2.05	0.56
1:W:455:VAL:HG12	1:W:460:GLU:O	2.06	0.56
1:Y:348:GLN:O	1:Y:352:GLN:HG2	2.06	0.56
1:Z:202:PRO:O	1:Z:204:PHE:N	2.36	0.56
1:Z:417:VAL:HG12	1:Z:469:VAL:HG11	1.87	0.56
1:1:443:ALA:O	1:1:447:MET:HG3	2.06	0.56
1:A:404:ARG:HG2	1:A:404:ARG:HH11	1.71	0.56
1:B:29:VAL:C	1:B:31:LEU:H	2.09	0.56
1:B:266:THR:HG22	1:B:271:VAL:O	2.05	0.56
1:C:134:LEU:N	1:C:134:LEU:HD23	2.20	0.56
1:D:451:LEU:O	1:D:453:GLN:N	2.38	0.56
1:F:266:THR:HG22	1:F:271:VAL:O	2.06	0.56
1:G:90:THR:O	1:G:94:VAL:HG12	2.05	0.56

Continued on next page...

Continued from previous page...

Atom-1	Atom-2	Interatomic distance (Å)	Clash overlap (Å)
1:J:443:ALA:O	1:J:447:MET:HG3	2.06	0.56
1:L:255:GLU:O	1:L:257:GLU:N	2.38	0.56
1:L:417:VAL:HG12	1:L:469:VAL:HG11	1.87	0.56
1:O:61:GLU:C	1:O:62:LEU:HD23	2.26	0.56
1:P:221:LEU:HD23	1:P:249:ILE:HD12	1.88	0.56
1:S:413:ALA:O	1:S:417:VAL:HG23	2.06	0.56
1:T:451:LEU:O	1:T:453:GLN:N	2.38	0.56
1:T:499:VAL:CG2	1:T:500:THR:N	2.69	0.56
1:U:134:LEU:HD23	1:U:134:LEU:H	1.71	0.56
1:V:214:GLU:O	1:V:215:LEU:HD23	2.06	0.56
1:V:240:VAL:O	1:V:240:VAL:HG12	2.05	0.56
1:Y:66:PHE:HE1	1:Y:522:THR:HG22	1.71	0.56
1:Y:77:VAL:HG11	1:Y:510:VAL:CG2	2.36	0.56
1:Y:417:VAL:O	1:Y:418:ALA:C	2.43	0.56
1:Z:77:VAL:CG1	1:Z:510:VAL:HG21	2.35	0.56
1:Z:404:ARG:HG2	1:Z:404:ARG:HH11	1.70	0.56
1:1:8:PHE:HE1	1:1:519:CYS:HG	1.53	0.56
1:1:218:PRO:HB3	1:1:246:PRO:HG2	1.86	0.56
1:1:455:VAL:HG12	1:1:460:GLU:O	2.06	0.56
1:B:34:LYS:HG3	1:B:458:CYS:SG	2.46	0.56
1:D:130:GLU:HB3	1:D:422:VAL:HG13	1.88	0.56
1:D:417:VAL:HG12	1:D:469:VAL:HG11	1.87	0.56
1:D:455:VAL:HG12	1:D:460:GLU:O	2.06	0.56
1:E:134:LEU:HD23	1:E:134:LEU:H	1.69	0.56
1:F:131:LEU:CD1	1:F:422:VAL:HG21	2.33	0.56
1:G:266:THR:HG22	1:G:271:VAL:O	2.06	0.56
1:H:417:VAL:HG12	1:H:469:VAL:HG11	1.86	0.56
1:H:417:VAL:O	1:H:418:ALA:C	2.43	0.56
1:I:46:ALA:HB2	1:J:76:GLU:HG3	1.88	0.56
1:I:359:ASP:O	1:I:363:GLU:HG2	2.06	0.56
1:J:77:VAL:CG1	1:J:510:VAL:HG21	2.35	0.56
1:K:486:GLY:CA	1:K:491:MET:HE2	2.35	0.56
1:L:38:VAL:HG22	1:M:519:CYS:HB3	1.87	0.56
1:P:134:LEU:HD23	1:P:134:LEU:H	1.69	0.56
1:S:455:VAL:HG12	1:S:460:GLU:O	2.04	0.56
1:U:77:VAL:HG11	1:U:510:VAL:CG2	2.35	0.56
1:V:129:GLU:O	1:V:132:LYS:N	2.39	0.56
1:W:90:THR:O	1:W:94:VAL:HG12	2.06	0.56
1:X:8:PHE:HE1	1:X:519:CYS:HG	1.54	0.56
1:Y:230:ILE:CD1	1:Y:261:THR:HG21	2.23	0.56
1:Y:247:LEU:O	1:Y:273:VAL:HG13	2.06	0.56

Continued on next page...

Continued from previous page...

Atom-1	Atom-2	Interatomic distance (Å)	Clash overlap (Å)
1:Z:17:LEU:O	1:Z:20:VAL:HG22	2.06	0.56
1:1:77:VAL:CG1	1:1:510:VAL:HG21	2.35	0.56
1:1:417:VAL:HG11	1:1:477:GLY:HA3	1.88	0.56
1:A:8:PHE:HE1	1:A:519:CYS:SG	2.29	0.56
1:C:404:ARG:HG2	1:C:404:ARG:HH11	1.69	0.56
1:D:381:VAL:HG21	1:D:393:LYS:HA	1.87	0.56
1:E:24:ALA:HB3	1:E:97:GLN:HE21	1.71	0.56
1:F:174:VAL:HB	1:F:376:VAL:HG13	1.87	0.56
1:F:499:VAL:CG2	1:F:500:THR:N	2.69	0.56
1:H:219:PHE:O	1:H:247:LEU:HD12	2.06	0.56
1:T:447:MET:HE3	1:T:504:LEU:HD21	1.88	0.56
1:U:266:THR:HG22	1:U:271:VAL:O	2.05	0.56
1:W:488:MET:CE	1:W:493:ILE:HG21	2.36	0.56
1:X:218:PRO:HB3	1:X:246:PRO:HG2	1.88	0.56
1:X:272:LYS:NZ	1:Y:228:SER:HB3	2.20	0.56
1:Z:219:PHE:O	1:Z:247:LEU:HD12	2.06	0.56
1:A:131:LEU:HD12	1:A:422:VAL:CG2	2.35	0.55
1:C:77:VAL:HG11	1:C:510:VAL:CG2	2.36	0.55
1:F:214:GLU:O	1:F:215:LEU:HD23	2.06	0.55
1:I:130:GLU:HB3	1:I:422:VAL:HG13	1.86	0.55
1:I:176:THR:HG21	1:I:333:ILE:HD11	1.88	0.55
1:L:266:THR:HG22	1:L:271:VAL:O	2.06	0.55
1:N:242:LYS:C	1:N:244:GLY:H	2.08	0.55
1:R:88:GLY:O	1:R:91:THR:N	2.39	0.55
1:V:266:THR:HG22	1:V:271:VAL:O	2.06	0.55
1:W:414:GLY:O	1:W:417:VAL:HG22	2.05	0.55
1:Y:443:ALA:O	1:Y:447:MET:HG3	2.06	0.55
1:Z:65:LYS:O	1:Z:69:MET:HG3	2.06	0.55
1:C:41:ASP:OD1	1:D:69:MET:HG2	2.06	0.55
1:C:361:ASP:O	1:C:365:LEU:HG	2.06	0.55
1:C:488:MET:CE	1:C:493:ILE:HG21	2.37	0.55
1:E:130:GLU:HB3	1:E:422:VAL:HG13	1.89	0.55
1:E:381:VAL:HG21	1:E:393:LYS:HA	1.87	0.55
1:F:417:VAL:HG12	1:F:469:VAL:HG11	1.89	0.55
1:G:29:VAL:C	1:G:31:LEU:H	2.07	0.55
1:H:201:SER:O	1:H:202:PRO:O	2.23	0.55
1:I:417:VAL:HG11	1:I:477:GLY:HA3	1.89	0.55
1:J:201:SER:O	1:J:202:PRO:O	2.23	0.55
1:K:134:LEU:HD23	1:K:134:LEU:H	1.69	0.55
1:K:218:PRO:HB3	1:K:246:PRO:HG2	1.87	0.55
1:R:465:VAL:O	1:R:469:VAL:HG23	2.05	0.55

Continued on next page...

Continued from previous page...

Atom-1	Atom-2	Interatomic distance (Å)	Clash overlap (Å)
1:X:70:GLY:HA2	1:X:73:MET:HE3	1.87	0.55
1:X:174:VAL:HB	1:X:376:VAL:HG13	1.87	0.55
1:X:404:ARG:HG2	1:X:404:ARG:HH11	1.71	0.55
1:X:443:ALA:O	1:X:447:MET:HG3	2.06	0.55
1:2:242:LYS:C	1:2:244:GLY:H	2.09	0.55
1:G:131:LEU:HD12	1:G:422:VAL:CG2	2.36	0.55
1:G:348:GLN:O	1:G:352:GLN:HG2	2.06	0.55
1:I:77:VAL:HG11	1:I:510:VAL:HG21	1.88	0.55
1:J:266:THR:HG22	1:J:271:VAL:O	2.06	0.55
1:M:247:LEU:O	1:M:273:VAL:HG13	2.06	0.55
1:N:17:LEU:O	1:N:20:VAL:HG22	2.06	0.55
1:S:214:GLU:O	1:S:215:LEU:HD23	2.06	0.55
1:U:348:GLN:O	1:U:352:GLN:HG2	2.05	0.55
1:U:369:VAL:HG23	1:U:370:ALA:N	2.21	0.55
1:W:179:ASP:HB3	1:W:389:MET:HE1	1.89	0.55
1:W:417:VAL:HG21	1:W:488:MET:HG3	1.89	0.55
1:Y:417:VAL:HG11	1:Y:477:GLY:HA3	1.89	0.55
1:1:247:LEU:O	1:1:273:VAL:HG13	2.05	0.55
1:1:359:ASP:O	1:1:363:GLU:HG2	2.06	0.55
1:A:449:ALA:HB3	1:A:450:PRO:CD	2.36	0.55
1:D:201:SER:O	1:D:202:PRO:O	2.24	0.55
1:G:179:ASP:HB3	1:G:389:MET:HE1	1.88	0.55
1:M:219:PHE:O	1:M:247:LEU:HD12	2.06	0.55
1:N:417:VAL:O	1:N:418:ALA:C	2.45	0.55
1:O:404:ARG:HH11	1:O:404:ARG:HG2	1.70	0.55
1:P:134:LEU:O	1:P:136:VAL:HG23	2.07	0.55
1:R:381:VAL:HG21	1:R:393:LYS:HA	1.88	0.55
1:S:383:ALA:O	1:S:384:ALA:HB3	2.06	0.55
1:U:361:ASP:O	1:U:365:LEU:HG	2.07	0.55
1:U:443:ALA:O	1:U:447:MET:HG3	2.06	0.55
1:V:219:PHE:O	1:V:247:LEU:HD12	2.06	0.55
1:V:488:MET:CE	1:V:493:ILE:HG21	2.36	0.55
1:X:417:VAL:HG11	1:X:477:GLY:HA3	1.89	0.55
1:1:369:VAL:HG23	1:1:370:ALA:N	2.21	0.55
1:A:417:VAL:HG12	1:A:469:VAL:HG11	1.87	0.55
1:B:443:ALA:O	1:B:447:MET:HG3	2.07	0.55
1:C:112:ASN:OD1	1:C:114:MET:N	2.39	0.55
1:D:219:PHE:O	1:D:247:LEU:HD12	2.06	0.55
1:E:455:VAL:HG12	1:E:460:GLU:O	2.06	0.55
1:G:451:LEU:O	1:G:453:GLN:N	2.40	0.55
1:H:202:PRO:O	1:H:204:PHE:N	2.35	0.55

Continued on next page...

Continued from previous page...

Atom-1	Atom-2	Interatomic distance (Å)	Clash overlap (Å)
1:I:230:ILE:CD1	1:I:261:THR:HG21	2.23	0.55
1:I:273:VAL:HG12	1:I:274:ALA:N	2.22	0.55
1:I:488:MET:CE	1:I:493:ILE:HG21	2.36	0.55
1:J:419:LEU:HD21	1:J:500:THR:HG22	1.88	0.55
1:O:214:GLU:O	1:O:215:LEU:HD23	2.06	0.55
1:O:417:VAL:HG12	1:O:469:VAL:HG11	1.87	0.55
1:P:240:VAL:O	1:P:240:VAL:HG12	2.05	0.55
1:R:488:MET:CE	1:R:493:ILE:HG21	2.36	0.55
1:T:65:LYS:O	1:T:69:MET:HG3	2.06	0.55
1:V:61:GLU:C	1:V:62:LEU:HD23	2.27	0.55
1:Y:214:GLU:O	1:Y:215:LEU:HD23	2.05	0.55
1:Z:70:GLY:HA2	1:Z:73:MET:HE3	1.88	0.55
1:Z:413:ALA:O	1:Z:417:VAL:HG23	2.06	0.55
1:1:266:THR:HG22	1:1:271:VAL:O	2.07	0.55
1:2:383:ALA:O	1:2:384:ALA:HB3	2.06	0.55
1:A:77:VAL:HG11	1:A:510:VAL:CG2	2.36	0.55
1:A:465:VAL:O	1:A:469:VAL:HG23	2.07	0.55
1:C:17:LEU:O	1:C:20:VAL:HG22	2.06	0.55
1:E:134:LEU:O	1:E:136:VAL:HG23	2.06	0.55
1:E:465:VAL:O	1:E:469:VAL:HG23	2.06	0.55
1:F:273:VAL:HG12	1:F:274:ALA:N	2.21	0.55
1:F:417:VAL:HG21	1:F:488:MET:HG3	1.89	0.55
1:F:419:LEU:HD21	1:F:500:THR:HG22	1.88	0.55
1:G:8:PHE:HE1	1:G:519:CYS:SG	2.29	0.55
1:G:112:ASN:OD1	1:G:114:MET:N	2.40	0.55
1:H:70:GLY:HA2	1:H:73:MET:HE3	1.87	0.55
1:L:77:VAL:HG11	1:L:510:VAL:HG21	1.88	0.55
1:N:420:ILE:HD12	1:N:451:LEU:HD22	1.89	0.55
1:S:8:PHE:HE1	1:S:519:CYS:HG	1.52	0.55
1:S:420:ILE:HD12	1:S:451:LEU:HD22	1.89	0.55
1:S:443:ALA:O	1:S:447:MET:HG3	2.06	0.55
1:T:70:GLY:HA2	1:T:73:MET:HE3	1.87	0.55
1:T:134:LEU:HD23	1:T:134:LEU:H	1.72	0.55
1:V:244:GLY:HA2	1:W:229:ASN:ND2	2.21	0.55
1:V:413:ALA:O	1:V:417:VAL:HG23	2.07	0.55
1:W:383:ALA:O	1:W:384:ALA:HB3	2.07	0.55
1:Y:404:ARG:HG2	1:Y:404:ARG:HH11	1.71	0.55
1:B:417:VAL:HG23	1:B:418:ALA:H	1.72	0.55
1:C:134:LEU:O	1:C:136:VAL:HG23	2.07	0.55
1:F:240:VAL:O	1:F:240:VAL:HG12	2.07	0.55
1:H:465:VAL:O	1:H:469:VAL:HG23	2.06	0.55

Continued on next page...

Continued from previous page...

Atom-1	Atom-2	Interatomic distance (Å)	Clash overlap (Å)
1:I:443:ALA:O	1:I:447:MET:HG3	2.07	0.55
1:J:417:VAL:HG12	1:J:469:VAL:HG11	1.87	0.55
1:K:240:VAL:O	1:K:240:VAL:HG12	2.06	0.55
1:L:77:VAL:CG1	1:L:78:ALA:N	2.70	0.55
1:L:348:GLN:O	1:L:352:GLN:HG2	2.07	0.55
1:M:134:LEU:O	1:M:136:VAL:HG23	2.06	0.55
1:N:417:VAL:HG11	1:N:477:GLY:HA3	1.88	0.55
1:O:383:ALA:O	1:O:384:ALA:HB3	2.05	0.55
1:P:266:THR:HG22	1:P:271:VAL:O	2.05	0.55
1:R:266:THR:HG22	1:R:271:VAL:O	2.07	0.55
1:T:273:VAL:HG12	1:T:274:ALA:N	2.22	0.55
1:U:17:LEU:O	1:U:20:VAL:HG22	2.07	0.55
1:U:488:MET:CE	1:U:493:ILE:HG21	2.37	0.55
1:Y:174:VAL:HB	1:Y:376:VAL:HG13	1.88	0.55
1:2:273:VAL:HG12	1:2:274:ALA:N	2.21	0.55
1:D:383:ALA:O	1:D:384:ALA:HB3	2.07	0.55
1:E:266:THR:HG22	1:E:271:VAL:O	2.07	0.55
1:F:34:LYS:HG3	1:F:458:CYS:SG	2.47	0.55
1:F:131:LEU:HD12	1:F:422:VAL:CG2	2.36	0.55
1:M:417:VAL:HG12	1:M:469:VAL:HG11	1.88	0.55
1:N:134:LEU:HD23	1:N:134:LEU:N	2.21	0.55
1:N:180:GLY:H	1:N:389:MET:HE2	1.72	0.55
1:O:247:LEU:O	1:O:273:VAL:HG13	2.06	0.55
1:Q:90:THR:O	1:Q:94:VAL:HG12	2.07	0.55
1:Q:417:VAL:HG12	1:Q:469:VAL:HG11	1.89	0.55
1:W:443:ALA:O	1:W:447:MET:HG3	2.05	0.55
1:X:419:LEU:HD21	1:X:500:THR:HG22	1.89	0.55
1:Z:131:LEU:HD12	1:Z:422:VAL:CG2	2.33	0.55
1:Z:179:ASP:HB3	1:Z:389:MET:HE1	1.89	0.55
1:Z:369:VAL:HG23	1:Z:370:ALA:N	2.21	0.55
1:Z:488:MET:CE	1:Z:493:ILE:HG21	2.37	0.55
1:1:65:LYS:O	1:1:69:MET:HG3	2.07	0.55
1:1:131:LEU:HD12	1:1:422:VAL:CG2	2.36	0.55
1:2:488:MET:CE	1:2:493:ILE:HG21	2.37	0.55
1:A:519:CYS:HB3	1:G:38:VAL:HG22	1.88	0.55
1:F:24:ALA:HB3	1:F:97:GLN:HE21	1.71	0.55
1:H:66:PHE:HE1	1:H:522:THR:HG22	1.70	0.55
1:I:404:ARG:HG2	1:I:404:ARG:HH11	1.71	0.55
1:J:404:ARG:HG2	1:J:404:ARG:HH11	1.71	0.55
1:K:87:ASP:CG	1:K:88:GLY:H	2.10	0.55
1:K:453:GLN:O	1:K:456:LEU:N	2.35	0.55

Continued on next page...

Continued from previous page...

Atom-1	Atom-2	Interatomic distance (Å)	Clash overlap (Å)
1:M:130:GLU:HB3	1:M:422:VAL:HG13	1.89	0.55
1:N:70:GLY:HA2	1:N:73:MET:HE3	1.88	0.55
1:N:419:LEU:HD21	1:N:500:THR:HG22	1.88	0.55
1:N:499:VAL:CG2	1:N:500:THR:N	2.69	0.55
1:P:130:GLU:HB3	1:P:422:VAL:HG13	1.88	0.55
1:Q:414:GLY:H	1:Q:494:LEU:HA	1.72	0.55
1:S:221:LEU:HD23	1:S:249:ILE:HD12	1.87	0.55
1:U:201:SER:O	1:U:202:PRO:O	2.24	0.55
1:U:455:VAL:HG12	1:U:460:GLU:O	2.07	0.55
1:V:24:ALA:HB3	1:V:97:GLN:HE21	1.72	0.55
1:V:37:ASN:O	1:W:517:THR:HG23	2.07	0.55
1:X:77:VAL:HG11	1:X:510:VAL:CG2	2.37	0.55
1:X:179:ASP:HB3	1:X:389:MET:HE1	1.89	0.55
1:X:266:THR:HG21	1:X:273:VAL:N	2.22	0.55
1:X:488:MET:CE	1:X:493:ILE:HG21	2.36	0.55
1:Y:131:LEU:HD12	1:Y:422:VAL:CG2	2.34	0.55
1:Y:383:ALA:O	1:Y:384:ALA:HB3	2.06	0.55
1:Z:273:VAL:HG12	1:Z:274:ALA:N	2.22	0.55
1:1:179:ASP:HB3	1:1:389:MET:HE1	1.89	0.55
1:2:130:GLU:HB3	1:2:422:VAL:HG13	1.89	0.55
1:2:218:PRO:HB3	1:2:246:PRO:HG2	1.88	0.55
1:A:383:ALA:O	1:A:384:ALA:HB3	2.07	0.55
1:A:420:ILE:HD12	1:A:451:LEU:HD22	1.89	0.55
1:D:417:VAL:HG11	1:D:477:GLY:HA3	1.88	0.55
1:E:419:LEU:HD21	1:E:500:THR:HG22	1.88	0.55
1:F:443:ALA:O	1:F:447:MET:HG3	2.07	0.55
1:I:266:THR:HG22	1:I:271:VAL:O	2.07	0.55
1:J:124:VAL:O	1:J:128:VAL:HG23	2.07	0.55
1:J:219:PHE:O	1:J:247:LEU:HD12	2.06	0.55
1:J:361:ASP:O	1:J:365:LEU:HG	2.07	0.55
1:K:266:THR:HG22	1:K:271:VAL:O	2.07	0.55
1:L:24:ALA:HB3	1:L:97:GLN:HE21	1.72	0.55
1:N:488:MET:CE	1:N:493:ILE:HG21	2.37	0.55
1:O:266:THR:HG22	1:O:271:VAL:O	2.07	0.55
1:P:62:LEU:N	1:P:62:LEU:CD2	2.70	0.55
1:P:177:VAL:HG21	1:P:397:GLU:CG	2.37	0.55
1:Q:273:VAL:HG12	1:Q:274:ALA:N	2.22	0.55
1:S:130:GLU:HB3	1:S:422:VAL:HG13	1.89	0.55
1:T:8:PHE:CE1	1:T:519:CYS:SG	2.97	0.55
1:T:420:ILE:HD12	1:T:451:LEU:HD22	1.89	0.55
1:T:455:VAL:HG12	1:T:460:GLU:O	2.07	0.55

Continued on next page...

Continued from previous page...

Atom-1	Atom-2	Interatomic distance (Å)	Clash overlap (Å)
1:V:66:PHE:HE1	1:V:522:THR:HG22	1.70	0.55
1:W:77:VAL:CG1	1:W:78:ALA:N	2.70	0.55
1:W:417:VAL:O	1:W:418:ALA:C	2.44	0.55
1:Z:134:LEU:HD23	1:Z:134:LEU:H	1.71	0.55
1:2:348:GLN:O	1:2:352:GLN:HG2	2.06	0.55
1:D:214:GLU:O	1:D:215:LEU:HD23	2.06	0.54
1:E:219:PHE:O	1:E:247:LEU:HD12	2.06	0.54
1:G:129:GLU:C	1:G:131:LEU:N	2.58	0.54
1:H:417:VAL:HG21	1:H:488:MET:HG3	1.89	0.54
1:J:383:ALA:O	1:J:384:ALA:HB3	2.06	0.54
1:K:524:LEU:CD1	1:K:525:PRO:HD2	2.28	0.54
1:L:273:VAL:HG12	1:L:274:ALA:N	2.22	0.54
1:M:419:LEU:HD21	1:M:500:THR:HG22	1.89	0.54
1:N:348:GLN:O	1:N:352:GLN:HG2	2.07	0.54
1:R:420:ILE:HD12	1:R:451:LEU:HD22	1.90	0.54
1:S:177:VAL:HG21	1:S:397:GLU:CG	2.37	0.54
1:T:23:LEU:CD2	1:T:75:LYS:HB2	2.37	0.54
1:U:465:VAL:O	1:U:469:VAL:HG23	2.07	0.54
1:V:202:PRO:O	1:V:204:PHE:N	2.35	0.54
1:W:255:GLU:O	1:W:257:GLU:N	2.39	0.54
1:Y:17:LEU:O	1:Y:20:VAL:HG22	2.07	0.54
1:2:455:VAL:HG12	1:2:460:GLU:O	2.07	0.54
1:A:524:LEU:CD1	1:A:525:PRO:HD2	2.26	0.54
1:B:23:LEU:HD22	1:B:75:LYS:HB2	1.89	0.54
1:B:420:ILE:HD11	1:B:451:LEU:HB3	1.90	0.54
1:D:77:VAL:CG1	1:D:510:VAL:HG21	2.36	0.54
1:E:383:ALA:O	1:E:384:ALA:HB3	2.07	0.54
1:E:443:ALA:O	1:E:447:MET:HG3	2.07	0.54
1:F:130:GLU:HB3	1:F:422:VAL:HG13	1.90	0.54
1:I:77:VAL:CG1	1:I:78:ALA:N	2.70	0.54
1:K:417:VAL:HG12	1:K:469:VAL:HG11	1.89	0.54
1:M:348:GLN:O	1:M:352:GLN:HG2	2.07	0.54
1:O:9:GLY:O	1:O:10:ASN:C	2.46	0.54
1:P:174:VAL:HB	1:P:376:VAL:HG13	1.89	0.54
1:P:383:ALA:O	1:P:384:ALA:HB3	2.07	0.54
1:R:247:LEU:O	1:R:273:VAL:HG13	2.08	0.54
1:V:465:VAL:O	1:V:469:VAL:HG23	2.07	0.54
1:W:130:GLU:HB3	1:W:422:VAL:HG13	1.88	0.54
1:X:130:GLU:HB3	1:X:422:VAL:HG13	1.88	0.54
1:Y:219:PHE:O	1:Y:247:LEU:HD12	2.08	0.54
1:Y:420:ILE:HD12	1:Y:451:LEU:HD22	1.88	0.54

Continued on next page...

Continued from previous page...

Atom-1	Atom-2	Interatomic distance (Å)	Clash overlap (Å)
1:Z:62:LEU:N	1:Z:62:LEU:CD2	2.67	0.54
1:1:409:GLU:O	1:1:497:THR:HB	2.07	0.54
1:B:273:VAL:HG12	1:B:274:ALA:N	2.23	0.54
1:C:266:THR:HG22	1:C:271:VAL:O	2.08	0.54
1:D:41:ASP:OD1	1:E:69:MET:HG2	2.07	0.54
1:G:524:LEU:CD1	1:G:525:PRO:HD2	2.28	0.54
1:H:180:GLY:H	1:H:389:MET:HE2	1.73	0.54
1:H:383:ALA:O	1:H:384:ALA:HB3	2.08	0.54
1:K:214:GLU:O	1:K:215:LEU:HD23	2.07	0.54
1:N:70:GLY:HA2	1:N:73:MET:CE	2.37	0.54
1:N:266:THR:HG22	1:N:271:VAL:O	2.07	0.54
1:O:77:VAL:CG1	1:O:78:ALA:N	2.70	0.54
1:Q:134:LEU:O	1:Q:136:VAL:HG23	2.07	0.54
1:Q:214:GLU:O	1:Q:215:LEU:HD23	2.06	0.54
1:R:130:GLU:HB3	1:R:422:VAL:HG13	1.89	0.54
1:S:266:THR:HG22	1:S:271:VAL:O	2.07	0.54
1:T:77:VAL:CG1	1:T:78:ALA:N	2.71	0.54
1:T:443:ALA:O	1:T:447:MET:HG3	2.07	0.54
1:V:417:VAL:O	1:V:418:ALA:C	2.46	0.54
1:V:417:VAL:HG12	1:V:469:VAL:HG11	1.90	0.54
1:W:361:ASP:O	1:W:365:LEU:HG	2.07	0.54
1:Y:177:VAL:HG21	1:Y:397:GLU:CG	2.38	0.54
1:1:230:ILE:CD1	1:1:261:THR:HG21	2.24	0.54
1:1:465:VAL:O	1:1:469:VAL:HG23	2.07	0.54
1:2:417:VAL:O	1:2:418:ALA:C	2.45	0.54
1:2:453:GLN:O	1:2:456:LEU:N	2.36	0.54
1:A:214:GLU:O	1:A:215:LEU:HD23	2.06	0.54
1:B:13:ARG:O	1:B:16:MET:N	2.41	0.54
1:B:24:ALA:HB3	1:B:97:GLN:HE21	1.73	0.54
1:B:177:VAL:HG21	1:B:397:GLU:CG	2.38	0.54
1:B:361:ASP:O	1:B:365:LEU:HG	2.08	0.54
1:D:90:THR:O	1:D:94:VAL:HG12	2.07	0.54
1:E:488:MET:CE	1:E:493:ILE:HG21	2.38	0.54
1:H:348:GLN:O	1:H:352:GLN:HG2	2.07	0.54
1:I:9:GLY:O	1:I:10:ASN:C	2.46	0.54
1:I:136:VAL:O	1:I:137:PRO:O	2.25	0.54
1:K:23:LEU:CD2	1:K:75:LYS:HB2	2.38	0.54
1:K:417:VAL:HG21	1:K:488:MET:HG3	1.89	0.54
1:N:409:GLU:O	1:N:497:THR:HB	2.07	0.54
1:P:273:VAL:HG12	1:P:274:ALA:N	2.22	0.54
1:U:70:GLY:HA2	1:U:73:MET:HE3	1.89	0.54

Continued on next page...

Continued from previous page...

Atom-1	Atom-2	Interatomic distance (Å)	Clash overlap (Å)
1:V:134:LEU:O	1:V:136:VAL:HG23	2.06	0.54
1:X:77:VAL:CG1	1:X:510:VAL:HG21	2.38	0.54
1:X:120:ILE:HG13	1:X:439:GLY:O	2.06	0.54
1:X:214:GLU:O	1:X:215:LEU:HD23	2.07	0.54
1:Z:41:ASP:HB2	1:1:69:MET:CE	2.37	0.54
1:1:130:GLU:HB3	1:1:422:VAL:HG13	1.90	0.54
1:E:61:GLU:C	1:E:62:LEU:HD23	2.27	0.54
1:E:112:ASN:OD1	1:E:114:MET:N	2.40	0.54
1:E:361:ASP:O	1:E:365:LEU:HG	2.07	0.54
1:F:219:PHE:O	1:F:247:LEU:HD12	2.08	0.54
1:F:266:THR:HG21	1:F:273:VAL:N	2.23	0.54
1:G:383:ALA:O	1:G:384:ALA:HB3	2.07	0.54
1:I:112:ASN:OD1	1:I:114:MET:N	2.40	0.54
1:K:273:VAL:HG12	1:K:274:ALA:N	2.21	0.54
1:L:90:THR:O	1:L:94:VAL:HG12	2.07	0.54
1:L:130:GLU:HB3	1:L:422:VAL:HG13	1.90	0.54
1:N:65:LYS:O	1:N:69:MET:HG3	2.08	0.54
1:N:134:LEU:O	1:N:136:VAL:HG23	2.08	0.54
1:O:77:VAL:HG11	1:O:510:VAL:HG21	1.89	0.54
1:O:205:ILE:HA	1:O:213:VAL:HG22	1.90	0.54
1:Q:77:VAL:HG11	1:Q:510:VAL:HG21	1.89	0.54
1:T:202:PRO:O	1:T:204:PHE:N	2.35	0.54
1:T:266:THR:HG22	1:T:271:VAL:O	2.07	0.54
1:T:419:LEU:HD21	1:T:500:THR:HG22	1.90	0.54
1:V:273:VAL:HG12	1:V:274:ALA:N	2.23	0.54
1:X:453:GLN:O	1:X:456:LEU:N	2.37	0.54
1:Y:9:GLY:O	1:Y:10:ASN:C	2.46	0.54
1:1:73:MET:O	1:1:76:GLU:N	2.41	0.54
1:2:369:VAL:HG23	1:2:370:ALA:N	2.22	0.54
1:B:134:LEU:HD23	1:B:134:LEU:H	1.73	0.54
1:B:180:GLY:H	1:B:389:MET:HE2	1.72	0.54
1:C:417:VAL:HG21	1:C:488:MET:HG3	1.89	0.54
1:D:134:LEU:HD23	1:D:134:LEU:H	1.71	0.54
1:G:206:ASN:HD21	1:G:214:GLU:H	1.56	0.54
1:J:34:LYS:HG3	1:J:458:CYS:SG	2.46	0.54
1:K:26:ALA:O	1:K:56:VAL:HG11	2.07	0.54
1:K:465:VAL:O	1:K:469:VAL:HG23	2.07	0.54
1:M:177:VAL:HG21	1:M:397:GLU:CG	2.37	0.54
1:M:273:VAL:HG12	1:M:274:ALA:N	2.23	0.54
1:N:305:ILE:HG22	1:N:305:ILE:O	2.08	0.54
1:O:519:CYS:HB3	1:U:38:VAL:HG22	1.90	0.54

Continued on next page...

Continued from previous page...

Atom-1	Atom-2	Interatomic distance (Å)	Clash overlap (Å)
1:P:34:LYS:HG3	1:P:458:CYS:SG	2.47	0.54
1:P:61:GLU:C	1:P:62:LEU:HD23	2.28	0.54
1:Q:112:ASN:OD1	1:Q:114:MET:N	2.41	0.54
1:Q:383:ALA:O	1:Q:384:ALA:HB3	2.07	0.54
1:R:417:VAL:HG12	1:R:469:VAL:HG11	1.88	0.54
1:S:179:ASP:HB3	1:S:389:MET:HE1	1.90	0.54
1:T:219:PHE:O	1:T:247:LEU:HD12	2.08	0.54
1:T:361:ASP:O	1:T:365:LEU:HG	2.08	0.54
1:W:404:ARG:HH11	1:W:404:ARG:HG2	1.71	0.54
1:W:406:ALA:HB1	1:W:411:VAL:HG12	1.88	0.54
1:W:451:LEU:O	1:W:453:GLN:N	2.41	0.54
1:Y:24:ALA:O	1:Y:26:ALA:N	2.40	0.54
1:Y:266:THR:HG22	1:Y:271:VAL:O	2.08	0.54
1:Z:465:VAL:O	1:Z:469:VAL:HG23	2.08	0.54
1:1:205:ILE:HA	1:1:213:VAL:HG22	1.88	0.54
1:2:134:LEU:HD23	1:2:134:LEU:H	1.72	0.54
1:B:419:LEU:HD21	1:B:500:THR:HG22	1.90	0.54
1:C:455:VAL:HG12	1:C:460:GLU:O	2.08	0.54
1:D:129:GLU:C	1:D:131:LEU:N	2.59	0.54
1:E:179:ASP:HB3	1:E:389:MET:HE1	1.90	0.54
1:F:77:VAL:HG11	1:F:510:VAL:HG21	1.89	0.54
1:H:130:GLU:HB3	1:H:422:VAL:HG13	1.89	0.54
1:H:266:THR:HG22	1:H:271:VAL:O	2.07	0.54
1:I:348:GLN:O	1:I:352:GLN:HG2	2.07	0.54
1:I:465:VAL:O	1:I:469:VAL:HG23	2.08	0.54
1:J:369:VAL:HG23	1:J:370:ALA:N	2.22	0.54
1:L:247:LEU:O	1:L:273:VAL:HG13	2.07	0.54
1:N:325:ILE:HG22	1:N:330:THR:HA	1.90	0.54
1:S:77:VAL:HG11	1:S:510:VAL:CG2	2.37	0.54
1:U:383:ALA:O	1:U:384:ALA:HB3	2.07	0.54
1:V:443:ALA:O	1:V:447:MET:HG3	2.07	0.54
1:C:131:LEU:HD12	1:C:422:VAL:CG2	2.36	0.54
1:C:177:VAL:HG21	1:C:397:GLU:CG	2.38	0.54
1:E:369:VAL:HG23	1:E:370:ALA:N	2.22	0.54
1:G:77:VAL:CG1	1:G:78:ALA:N	2.71	0.54
1:G:361:ASP:O	1:G:365:LEU:HG	2.07	0.54
1:H:419:LEU:HD21	1:H:500:THR:HG22	1.90	0.54
1:I:247:LEU:O	1:I:273:VAL:HG13	2.07	0.54
1:I:258:ALA:O	1:I:262:LEU:HG	2.08	0.54
1:L:361:ASP:O	1:L:365:LEU:HG	2.07	0.54
1:L:455:VAL:HG12	1:L:460:GLU:O	2.08	0.54

Continued on next page...

Continued from previous page...

Atom-1	Atom-2	Interatomic distance (Å)	Clash overlap (Å)
1:N:487:ASN:O	1:N:491:MET:HG3	2.08	0.54
1:P:443:ALA:O	1:P:447:MET:HG3	2.07	0.54
1:R:77:VAL:HG11	1:R:510:VAL:HG21	1.90	0.54
1:R:361:ASP:O	1:R:365:LEU:HG	2.08	0.54
1:T:77:VAL:HG11	1:T:510:VAL:HG21	1.88	0.54
1:X:524:LEU:CD1	1:X:525:PRO:HD2	2.29	0.54
1:Y:130:GLU:HB3	1:Y:422:VAL:HG13	1.89	0.54
1:Z:266:THR:HG22	1:Z:271:VAL:O	2.07	0.54
1:2:112:ASN:OD1	1:2:114:MET:N	2.41	0.54
1:B:130:GLU:HB3	1:B:422:VAL:HG13	1.88	0.54
1:F:8:PHE:HE1	1:F:519:CYS:HG	1.53	0.54
1:G:134:LEU:O	1:G:136:VAL:HG23	2.08	0.54
1:H:112:ASN:OD1	1:H:114:MET:N	2.41	0.54
1:H:479:ASN:OD1	1:H:493:ILE:HD11	2.08	0.54
1:J:230:ILE:CD1	1:J:261:THR:HG21	2.23	0.54
1:K:488:MET:CE	1:K:493:ILE:HG21	2.37	0.54
1:M:70:GLY:HA2	1:M:73:MET:HE3	1.90	0.54
1:O:134:LEU:O	1:O:136:VAL:HG23	2.08	0.54
1:O:273:VAL:HG12	1:O:274:ALA:N	2.22	0.54
1:R:273:VAL:HG12	1:R:274:ALA:N	2.23	0.54
1:U:266:THR:HG21	1:U:273:VAL:N	2.23	0.54
1:V:26:ALA:O	1:V:56:VAL:HG11	2.07	0.54
1:1:77:VAL:CG1	1:1:78:ALA:N	2.71	0.54
1:A:8:PHE:HE1	1:A:519:CYS:HG	1.55	0.54
1:B:247:LEU:O	1:B:273:VAL:HG13	2.08	0.54
1:D:369:VAL:HG23	1:D:370:ALA:N	2.23	0.54
1:F:177:VAL:HG21	1:F:397:GLU:CG	2.37	0.54
1:G:453:GLN:O	1:G:456:LEU:N	2.38	0.54
1:H:228:SER:HB3	1:N:272:LYS:NZ	2.23	0.54
1:L:219:PHE:O	1:L:247:LEU:HD12	2.08	0.54
1:N:24:ALA:O	1:N:26:ALA:N	2.41	0.54
1:O:26:ALA:O	1:O:56:VAL:HG11	2.08	0.54
1:O:70:GLY:HA2	1:O:73:MET:HE3	1.89	0.54
1:O:82:ASN:HB2	1:O:89:THR:HG22	1.90	0.54
1:Q:130:GLU:HB3	1:Q:422:VAL:HG13	1.90	0.54
1:S:87:ASP:CG	1:S:88:GLY:H	2.11	0.54
1:S:217:SER:N	1:S:218:PRO:CD	2.71	0.54
1:T:131:LEU:HD12	1:T:422:VAL:CG2	2.36	0.54
1:U:273:VAL:HG12	1:U:274:ALA:N	2.23	0.54
1:U:413:ALA:O	1:U:417:VAL:HG23	2.08	0.54
1:W:273:VAL:HG12	1:W:274:ALA:N	2.22	0.54

Continued on next page...

Continued from previous page...

Atom-1	Atom-2	Interatomic distance (Å)	Clash overlap (Å)
1:Y:369:VAL:HG23	1:Y:370:ALA:N	2.23	0.54
1:1:61:GLU:C	1:1:62:LEU:HD23	2.27	0.54
1:1:273:VAL:HG12	1:1:274:ALA:N	2.21	0.54
1:B:417:VAL:HG12	1:B:469:VAL:HG11	1.89	0.53
1:C:130:GLU:HB3	1:C:422:VAL:HG13	1.89	0.53
1:D:77:VAL:CG1	1:D:78:ALA:N	2.71	0.53
1:D:177:VAL:HG21	1:D:397:GLU:CG	2.38	0.53
1:E:77:VAL:CG1	1:E:78:ALA:N	2.71	0.53
1:G:443:ALA:O	1:G:447:MET:HG3	2.07	0.53
1:I:6:VAL:CG2	1:I:521:VAL:HG22	2.33	0.53
1:I:272:LYS:NZ	1:J:228:SER:HB3	2.23	0.53
1:K:443:ALA:O	1:K:447:MET:HG3	2.08	0.53
1:M:26:ALA:O	1:M:56:VAL:HG11	2.08	0.53
1:R:69:MET:O	1:R:73:MET:HG3	2.08	0.53
1:X:348:GLN:O	1:X:352:GLN:HG2	2.08	0.53
1:1:8:PHE:HE1	1:1:519:CYS:SG	2.31	0.53
1:1:383:ALA:O	1:1:384:ALA:HB3	2.08	0.53
1:A:136:VAL:O	1:A:137:PRO:O	2.27	0.53
1:C:499:VAL:CG2	1:C:500:THR:N	2.70	0.53
1:D:124:VAL:O	1:D:128:VAL:HG23	2.07	0.53
1:E:6:VAL:CG2	1:E:521:VAL:HG22	2.30	0.53
1:E:12:ALA:HB1	1:E:520:MET:HG3	1.90	0.53
1:F:66:PHE:HE1	1:F:522:THR:HG22	1.70	0.53
1:G:266:THR:HG21	1:G:273:VAL:N	2.23	0.53
1:H:17:LEU:O	1:H:20:VAL:HG22	2.08	0.53
1:L:134:LEU:HD23	1:L:134:LEU:H	1.71	0.53
1:M:61:GLU:C	1:M:62:LEU:HD23	2.27	0.53
1:N:177:VAL:HG21	1:N:397:GLU:CG	2.38	0.53
1:O:134:LEU:HD23	1:O:134:LEU:H	1.73	0.53
1:O:487:ASN:O	1:O:491:MET:HG3	2.07	0.53
1:Q:77:VAL:CG1	1:Q:78:ALA:N	2.72	0.53
1:Q:219:PHE:O	1:Q:247:LEU:HD12	2.08	0.53
1:T:369:VAL:HG23	1:T:370:ALA:N	2.23	0.53
1:W:77:VAL:HG11	1:W:510:VAL:HG21	1.89	0.53
1:W:217:SER:N	1:W:218:PRO:CD	2.71	0.53
1:1:404:ARG:HG2	1:1:404:ARG:HH11	1.71	0.53
1:2:77:VAL:CG1	1:2:78:ALA:N	2.71	0.53
1:A:65:LYS:O	1:A:69:MET:HG3	2.09	0.53
1:A:174:VAL:HB	1:A:376:VAL:HG13	1.90	0.53
1:A:419:LEU:HD21	1:A:500:THR:HG22	1.89	0.53
1:A:488:MET:CE	1:A:493:ILE:HG21	2.39	0.53

Continued on next page...

Continued from previous page...

Atom-1	Atom-2	Interatomic distance (Å)	Clash overlap (Å)
1:B:417:VAL:HG23	1:B:418:ALA:N	2.24	0.53
1:C:46:ALA:CB	1:D:76:GLU:HG3	2.35	0.53
1:C:369:VAL:HG23	1:C:370:ALA:N	2.24	0.53
1:E:177:VAL:HG21	1:E:397:GLU:CG	2.38	0.53
1:H:205:ILE:HA	1:H:213:VAL:HG22	1.90	0.53
1:H:273:VAL:HG12	1:H:274:ALA:N	2.22	0.53
1:H:443:ALA:O	1:H:447:MET:HG3	2.08	0.53
1:K:23:LEU:HD22	1:K:75:LYS:HB2	1.90	0.53
1:K:131:LEU:HD12	1:K:422:VAL:CG2	2.35	0.53
1:M:487:ASN:O	1:M:491:MET:HG3	2.08	0.53
1:N:112:ASN:OD1	1:N:114:MET:N	2.41	0.53
1:O:228:SER:HB3	1:U:272:LYS:HZ1	1.73	0.53
1:P:488:MET:CE	1:P:493:ILE:HG21	2.39	0.53
1:R:447:MET:HE3	1:R:504:LEU:HD21	1.90	0.53
1:S:369:VAL:HG23	1:S:370:ALA:N	2.23	0.53
1:T:247:LEU:O	1:T:273:VAL:HG13	2.09	0.53
1:W:66:PHE:HE1	1:W:522:THR:HG22	1.74	0.53
1:Y:65:LYS:O	1:Y:69:MET:HG3	2.07	0.53
1:Y:134:LEU:O	1:Y:136:VAL:HG23	2.08	0.53
1:Y:449:ALA:HB3	1:Y:450:PRO:CD	2.36	0.53
1:Z:177:VAL:HG21	1:Z:397:GLU:CG	2.38	0.53
1:Z:447:MET:HE3	1:Z:504:LEU:HD21	1.88	0.53
1:1:70:GLY:HA2	1:1:73:MET:HE3	1.89	0.53
1:A:205:ILE:HA	1:A:213:VAL:HG22	1.91	0.53
1:A:369:VAL:HG23	1:A:370:ALA:N	2.24	0.53
1:B:66:PHE:HE1	1:B:522:THR:HG22	1.73	0.53
1:C:230:ILE:CD1	1:C:261:THR:HG21	2.22	0.53
1:D:176:THR:HG21	1:D:333:ILE:HD11	1.91	0.53
1:E:26:ALA:O	1:E:56:VAL:HG11	2.08	0.53
1:E:273:VAL:HG12	1:E:274:ALA:N	2.23	0.53
1:G:465:VAL:O	1:G:469:VAL:HG23	2.09	0.53
1:H:87:ASP:CG	1:H:88:GLY:H	2.12	0.53
1:H:447:MET:HE3	1:H:504:LEU:HD21	1.90	0.53
1:K:177:VAL:HG21	1:K:397:GLU:CG	2.38	0.53
1:K:258:ALA:O	1:K:262:LEU:HG	2.08	0.53
1:L:406:ALA:HB1	1:L:411:VAL:HG12	1.90	0.53
1:P:77:VAL:HG11	1:P:510:VAL:CG2	2.38	0.53
1:S:77:VAL:CG1	1:S:78:ALA:N	2.72	0.53
1:T:129:GLU:C	1:T:131:LEU:N	2.61	0.53
1:U:88:GLY:O	1:U:91:THR:N	2.40	0.53
1:Y:77:VAL:CG1	1:Y:510:VAL:HG21	2.38	0.53

Continued on next page...

Continued from previous page...

Atom-1	Atom-2	Interatomic distance (Å)	Clash overlap (Å)
1:Y:272:LYS:HZ1	1:Z:228:SER:HB3	1.72	0.53
1:Z:419:LEU:HD21	1:Z:500:THR:HG22	1.89	0.53
1:B:305:ILE:O	1:B:305:ILE:HG22	2.09	0.53
1:B:348:GLN:O	1:B:352:GLN:HG2	2.08	0.53
1:B:488:MET:CE	1:B:493:ILE:HG21	2.39	0.53
1:D:77:VAL:HG13	1:D:78:ALA:N	2.23	0.53
1:F:13:ARG:HA	1:F:16:MET:HE2	1.90	0.53
1:F:120:ILE:HG13	1:F:439:GLY:O	2.09	0.53
1:F:361:ASP:O	1:F:365:LEU:HG	2.09	0.53
1:K:361:ASP:O	1:K:365:LEU:HG	2.08	0.53
1:N:23:LEU:CD2	1:N:75:LYS:HB2	2.38	0.53
1:O:90:THR:O	1:O:94:VAL:HG12	2.08	0.53
1:O:361:ASP:O	1:O:365:LEU:HG	2.09	0.53
1:P:112:ASN:OD1	1:P:114:MET:N	2.42	0.53
1:Q:465:VAL:O	1:Q:469:VAL:HG23	2.08	0.53
1:R:120:ILE:HG13	1:R:439:GLY:O	2.08	0.53
1:R:217:SER:N	1:R:218:PRO:CD	2.71	0.53
1:S:206:ASN:HD21	1:S:214:GLU:H	1.57	0.53
1:V:129:GLU:C	1:V:131:LEU:N	2.62	0.53
1:V:417:VAL:HG21	1:V:488:MET:HG3	1.91	0.53
1:V:419:LEU:HD21	1:V:500:THR:HG22	1.90	0.53
1:Y:325:ILE:HG22	1:Y:330:THR:HA	1.90	0.53
1:Z:205:ILE:HA	1:Z:213:VAL:HG22	1.91	0.53
1:I:488:MET:CE	1:I:493:ILE:HG21	2.39	0.53
1:C:77:VAL:CG1	1:C:510:VAL:HG21	2.38	0.53
1:E:8:PHE:HE1	1:E:519:CYS:SG	2.31	0.53
1:F:61:GLU:C	1:F:62:LEU:HD23	2.28	0.53
1:F:202:PRO:O	1:F:204:PHE:N	2.36	0.53
1:G:177:VAL:HG21	1:G:397:GLU:CG	2.39	0.53
1:H:413:ALA:O	1:H:417:VAL:HG23	2.08	0.53
1:J:130:GLU:HB3	1:J:422:VAL:HG13	1.89	0.53
1:L:383:ALA:O	1:L:384:ALA:HB3	2.09	0.53
1:L:419:LEU:HD21	1:L:500:THR:HG22	1.89	0.53
1:N:369:VAL:HG23	1:N:370:ALA:N	2.24	0.53
1:O:177:VAL:HG21	1:O:397:GLU:CG	2.38	0.53
1:P:361:ASP:O	1:P:365:LEU:HG	2.09	0.53
1:Q:206:ASN:HD21	1:Q:214:GLU:H	1.56	0.53
1:S:266:THR:HG21	1:S:273:VAL:N	2.24	0.53
1:V:177:VAL:HG21	1:V:397:GLU:CG	2.39	0.53
1:W:247:LEU:O	1:W:273:VAL:HG13	2.08	0.53
1:X:77:VAL:CG1	1:X:78:ALA:N	2.71	0.53

Continued on next page...

Continued from previous page...

Atom-1	Atom-2	Interatomic distance (Å)	Clash overlap (Å)
1:X:206:ASN:HD21	1:X:214:GLU:H	1.57	0.53
1:A:46:ALA:CB	1:B:76:GLU:HG3	2.38	0.53
1:F:465:VAL:O	1:F:469:VAL:HG23	2.08	0.53
1:H:198:GLY:HA3	1:H:328:ASP:HA	1.90	0.53
1:H:361:ASP:O	1:H:365:LEU:HG	2.08	0.53
1:K:129:GLU:C	1:K:131:LEU:N	2.59	0.53
1:L:9:GLY:O	1:L:10:ASN:C	2.47	0.53
1:L:177:VAL:HG21	1:L:397:GLU:CG	2.39	0.53
1:L:202:PRO:O	1:L:204:PHE:N	2.36	0.53
1:L:230:ILE:CD1	1:L:261:THR:HG21	2.22	0.53
1:L:313:THR:HG21	1:U:315:GLU:HB2	1.89	0.53
1:L:443:ALA:O	1:L:447:MET:HG3	2.09	0.53
1:M:70:GLY:HA2	1:M:73:MET:CE	2.39	0.53
1:N:219:PHE:O	1:N:247:LEU:HD12	2.08	0.53
1:O:17:LEU:O	1:O:20:VAL:HG22	2.08	0.53
1:O:112:ASN:OD1	1:O:114:MET:N	2.42	0.53
1:R:451:LEU:O	1:R:453:GLN:N	2.42	0.53
1:S:273:VAL:HG12	1:S:274:ALA:N	2.24	0.53
1:T:179:ASP:HB3	1:T:389:MET:HE1	1.91	0.53
1:W:219:PHE:O	1:W:247:LEU:HD12	2.09	0.53
1:Z:443:ALA:O	1:Z:447:MET:HG3	2.09	0.53
1:2:66:PHE:HE1	1:2:522:THR:HG22	1.74	0.53
1:A:177:VAL:HG21	1:A:397:GLU:CG	2.38	0.53
1:A:273:VAL:HG12	1:A:274:ALA:N	2.24	0.53
1:A:361:ASP:O	1:A:365:LEU:HG	2.09	0.53
1:A:447:MET:HE3	1:A:504:LEU:HD21	1.90	0.53
1:A:455:VAL:HG12	1:A:460:GLU:O	2.09	0.53
1:D:273:VAL:HG12	1:D:274:ALA:N	2.23	0.53
1:D:361:ASP:O	1:D:365:LEU:HG	2.09	0.53
1:E:120:ILE:HG13	1:E:439:GLY:O	2.09	0.53
1:F:77:VAL:CG1	1:F:78:ALA:N	2.72	0.53
1:F:134:LEU:O	1:F:136:VAL:HG23	2.09	0.53
1:G:24:ALA:HB3	1:G:97:GLN:HE21	1.74	0.53
1:H:77:VAL:CG1	1:H:78:ALA:N	2.72	0.53
1:J:488:MET:CE	1:J:493:ILE:HG21	2.39	0.53
1:K:413:ALA:O	1:K:417:VAL:HG23	2.08	0.53
1:L:26:ALA:O	1:L:56:VAL:HG11	2.08	0.53
1:M:77:VAL:CG1	1:M:78:ALA:N	2.72	0.53
1:O:230:ILE:CD1	1:O:261:THR:HG21	2.24	0.53
1:Q:361:ASP:O	1:Q:365:LEU:HG	2.08	0.53
1:Q:413:ALA:O	1:Q:417:VAL:HG23	2.08	0.53

Continued on next page...

Continued from previous page...

Atom-1	Atom-2	Interatomic distance (Å)	Clash overlap (Å)
1:S:417:VAL:HG12	1:S:469:VAL:HG11	1.91	0.53
1:S:451:LEU:O	1:S:453:GLN:N	2.42	0.53
1:T:134:LEU:O	1:T:136:VAL:HG23	2.08	0.53
1:U:247:LEU:O	1:U:273:VAL:HG13	2.09	0.53
1:V:383:ALA:O	1:V:384:ALA:HB3	2.09	0.53
1:W:266:THR:HG22	1:W:271:VAL:O	2.09	0.53
1:X:273:VAL:HG12	1:X:274:ALA:N	2.24	0.53
1:Y:409:GLU:O	1:Y:497:THR:HB	2.08	0.53
1:A:130:GLU:HB3	1:A:422:VAL:HG13	1.90	0.53
1:B:217:SER:N	1:B:218:PRO:CD	2.71	0.53
1:C:198:GLY:HA3	1:C:328:ASP:HA	1.91	0.53
1:C:205:ILE:HA	1:C:213:VAL:HG22	1.90	0.53
1:C:383:ALA:O	1:C:384:ALA:HB3	2.08	0.53
1:F:383:ALA:O	1:F:384:ALA:HB3	2.09	0.53
1:I:61:GLU:C	1:I:62:LEU:HD23	2.29	0.53
1:J:77:VAL:CG1	1:J:78:ALA:N	2.71	0.53
1:K:24:ALA:O	1:K:26:ALA:N	2.42	0.53
1:K:129:GLU:O	1:K:132:LYS:N	2.42	0.53
1:M:488:MET:CE	1:M:493:ILE:HG21	2.38	0.53
1:O:413:ALA:O	1:O:417:VAL:HG23	2.09	0.53
1:S:112:ASN:OD1	1:S:114:MET:N	2.42	0.53
1:T:177:VAL:HG21	1:T:397:GLU:CG	2.39	0.53
1:T:183:LEU:CA	1:T:383:ALA:HB3	2.39	0.53
1:U:26:ALA:O	1:U:56:VAL:HG11	2.09	0.53
1:U:129:GLU:C	1:U:131:LEU:N	2.59	0.53
1:V:70:GLY:HA2	1:V:73:MET:CE	2.38	0.53
1:V:77:VAL:CG1	1:V:78:ALA:N	2.72	0.53
1:X:217:SER:N	1:X:218:PRO:CD	2.72	0.53
1:X:383:ALA:HB1	1:Y:281:PHE:HZ	1.74	0.53
1:Z:77:VAL:CG1	1:Z:78:ALA:N	2.71	0.53
1:2:305:ILE:O	1:2:305:ILE:HG22	2.09	0.53
1:2:404:ARG:HG2	1:2:404:ARG:HH11	1.73	0.53
1:A:9:GLY:O	1:A:10:ASN:C	2.47	0.53
1:C:66:PHE:HE1	1:C:522:THR:HG22	1.72	0.53
1:D:205:ILE:HA	1:D:213:VAL:HG22	1.90	0.53
1:E:417:VAL:HG11	1:E:477:GLY:HA3	1.91	0.53
1:G:413:ALA:O	1:G:417:VAL:HG23	2.08	0.53
1:H:61:GLU:C	1:H:62:LEU:HD23	2.29	0.53
1:I:24:ALA:HB3	1:I:97:GLN:HE21	1.74	0.53
1:L:77:VAL:HG13	1:L:78:ALA:N	2.25	0.53
1:L:179:ASP:HB3	1:L:389:MET:HE1	1.91	0.53

Continued on next page...

Continued from previous page...

Atom-1	Atom-2	Interatomic distance (Å)	Clash overlap (Å)
1:M:230:ILE:CD1	1:M:261:THR:HG21	2.23	0.53
1:N:130:GLU:HB3	1:N:422:VAL:HG13	1.91	0.53
1:N:198:GLY:HA3	1:N:328:ASP:HA	1.91	0.53
1:N:202:PRO:O	1:N:204:PHE:N	2.35	0.53
1:N:217:SER:N	1:N:218:PRO:CD	2.72	0.53
1:P:70:GLY:HA2	1:P:73:MET:CE	2.39	0.53
1:P:206:ASN:HD21	1:P:214:GLU:H	1.56	0.53
1:P:219:PHE:O	1:P:247:LEU:HD12	2.08	0.53
1:P:417:VAL:HG21	1:P:488:MET:HG3	1.91	0.53
1:R:13:ARG:HA	1:R:16:MET:HE2	1.89	0.53
1:R:413:ALA:O	1:R:417:VAL:HG23	2.09	0.53
1:S:134:LEU:O	1:S:136:VAL:HG23	2.09	0.53
1:S:419:LEU:HD21	1:S:500:THR:HG22	1.90	0.53
1:S:499:VAL:CG2	1:S:500:THR:N	2.71	0.53
1:U:77:VAL:CG1	1:U:78:ALA:N	2.72	0.53
1:V:23:LEU:CD2	1:V:75:LYS:HB2	2.39	0.53
1:V:305:ILE:HG22	1:V:305:ILE:O	2.09	0.53
1:W:479:ASN:OD1	1:W:493:ILE:HD11	2.09	0.53
1:X:61:GLU:C	1:X:62:LEU:HD23	2.29	0.53
1:Y:24:ALA:CB	1:Y:97:GLN:HE21	2.22	0.53
1:Y:499:VAL:CG2	1:Y:500:THR:N	2.71	0.53
1:1:112:ASN:OD1	1:1:114:MET:N	2.42	0.53
1:1:419:LEU:HD21	1:1:500:THR:HG22	1.89	0.53
1:2:8:PHE:CE1	1:2:519:CYS:SG	2.98	0.53
1:B:17:LEU:O	1:B:20:VAL:HG22	2.09	0.52
1:B:205:ILE:HA	1:B:213:VAL:HG22	1.91	0.52
1:C:87:ASP:CG	1:C:88:GLY:H	2.12	0.52
1:C:465:VAL:O	1:C:469:VAL:HG23	2.08	0.52
1:F:26:ALA:O	1:F:56:VAL:HG11	2.09	0.52
1:F:369:VAL:HG23	1:F:370:ALA:N	2.24	0.52
1:G:202:PRO:O	1:G:204:PHE:N	2.35	0.52
1:H:217:SER:N	1:H:218:PRO:CD	2.72	0.52
1:I:77:VAL:HG11	1:I:510:VAL:CG2	2.40	0.52
1:I:369:VAL:HG23	1:I:370:ALA:N	2.24	0.52
1:J:206:ASN:HD21	1:J:214:GLU:H	1.56	0.52
1:K:77:VAL:CG1	1:K:78:ALA:N	2.71	0.52
1:K:112:ASN:OD1	1:K:114:MET:N	2.42	0.52
1:L:447:MET:HE3	1:L:504:LEU:HD21	1.90	0.52
1:M:23:LEU:CD2	1:M:75:LYS:HB2	2.39	0.52
1:N:206:ASN:HD21	1:N:214:GLU:H	1.57	0.52
1:O:488:MET:CE	1:O:493:ILE:HG21	2.39	0.52

Continued on next page...

Continued from previous page...

Atom-1	Atom-2	Interatomic distance (Å)	Clash overlap (Å)
1:R:369:VAL:HG23	1:R:370:ALA:N	2.24	0.52
1:W:77:VAL:HG13	1:W:78:ALA:N	2.24	0.52
1:W:447:MET:HE3	1:W:504:LEU:HD21	1.91	0.52
1:X:486:GLY:C	1:X:491:MET:HE2	2.29	0.52
1:1:77:VAL:HG13	1:1:78:ALA:N	2.24	0.52
1:1:406:ALA:HB1	1:1:411:VAL:HG12	1.91	0.52
1:A:183:LEU:CA	1:A:383:ALA:HB3	2.40	0.52
1:B:8:PHE:CE1	1:B:519:CYS:SG	3.00	0.52
1:B:369:VAL:HG23	1:B:370:ALA:N	2.24	0.52
1:C:134:LEU:HD23	1:C:134:LEU:H	1.74	0.52
1:C:273:VAL:HG12	1:C:274:ALA:N	2.24	0.52
1:D:202:PRO:O	1:D:204:PHE:N	2.38	0.52
1:E:9:GLY:O	1:E:10:ASN:C	2.47	0.52
1:G:247:LEU:O	1:G:273:VAL:HG13	2.10	0.52
1:G:406:ALA:HB1	1:G:411:VAL:HG12	1.90	0.52
1:O:130:GLU:HB3	1:O:422:VAL:HG13	1.90	0.52
1:Q:129:GLU:C	1:Q:131:LEU:N	2.60	0.52
1:S:9:GLY:O	1:S:10:ASN:C	2.47	0.52
1:S:88:GLY:O	1:S:91:THR:N	2.42	0.52
1:T:449:ALA:HB3	1:T:450:PRO:CD	2.37	0.52
1:U:66:PHE:HE1	1:U:522:THR:HG22	1.72	0.52
1:V:361:ASP:O	1:V:365:LEU:HG	2.09	0.52
1:W:129:GLU:C	1:W:131:LEU:N	2.62	0.52
1:W:177:VAL:HG21	1:W:397:GLU:CG	2.40	0.52
1:X:88:GLY:O	1:X:91:THR:N	2.41	0.52
1:X:177:VAL:HG21	1:X:397:GLU:CG	2.39	0.52
1:Y:361:ASP:O	1:Y:365:LEU:HG	2.08	0.52
1:Z:455:VAL:HG12	1:Z:460:GLU:O	2.09	0.52
1:2:417:VAL:HG12	1:2:469:VAL:HG11	1.90	0.52
1:A:70:GLY:HA2	1:A:73:MET:CE	2.39	0.52
1:B:134:LEU:O	1:B:136:VAL:HG23	2.08	0.52
1:D:417:VAL:HG21	1:D:488:MET:HG3	1.91	0.52
1:E:62:LEU:N	1:E:62:LEU:CD2	2.68	0.52
1:E:230:ILE:CD1	1:E:261:THR:HG21	2.22	0.52
1:E:451:LEU:O	1:E:453:GLN:N	2.42	0.52
1:F:420:ILE:HD12	1:F:451:LEU:HD22	1.92	0.52
1:G:417:VAL:HG12	1:G:469:VAL:HG11	1.90	0.52
1:H:134:LEU:O	1:H:136:VAL:HG23	2.09	0.52
1:H:499:VAL:CG2	1:H:500:THR:N	2.73	0.52
1:I:499:VAL:CG2	1:I:500:THR:N	2.72	0.52
1:J:61:GLU:C	1:J:62:LEU:HD23	2.30	0.52

Continued on next page...

Continued from previous page...

Atom-1	Atom-2	Interatomic distance (Å)	Clash overlap (Å)
1:J:417:VAL:HG23	1:J:418:ALA:H	1.74	0.52
1:K:17:LEU:O	1:K:20:VAL:HG22	2.09	0.52
1:K:77:VAL:CG1	1:K:510:VAL:HG21	2.38	0.52
1:L:420:ILE:CD1	1:L:451:LEU:HD22	2.39	0.52
1:M:440:ILE:O	1:M:443:ALA:N	2.42	0.52
1:O:217:SER:N	1:O:218:PRO:CD	2.71	0.52
1:P:120:ILE:HG13	1:P:439:GLY:O	2.09	0.52
1:P:465:VAL:O	1:P:469:VAL:HG23	2.09	0.52
1:Q:91:THR:O	1:Q:94:VAL:CG1	2.58	0.52
1:S:34:LYS:HG3	1:S:458:CYS:SG	2.50	0.52
1:S:198:GLY:HA3	1:S:328:ASP:HA	1.92	0.52
1:S:420:ILE:HD11	1:S:451:LEU:HB3	1.91	0.52
1:Y:272:LYS:NZ	1:Z:228:SER:HB3	2.24	0.52
1:2:417:VAL:HG23	1:2:418:ALA:H	1.75	0.52
1:B:16:MET:SD	1:B:73:MET:HE1	2.49	0.52
1:B:266:THR:HG21	1:B:273:VAL:N	2.24	0.52
1:E:217:SER:N	1:E:218:PRO:CD	2.72	0.52
1:F:305:ILE:O	1:F:305:ILE:HG22	2.09	0.52
1:G:273:VAL:HG12	1:G:274:ALA:N	2.22	0.52
1:G:417:VAL:HG21	1:G:488:MET:HG3	1.91	0.52
1:H:24:ALA:HB3	1:H:97:GLN:HE21	1.75	0.52
1:K:66:PHE:CE1	1:K:522:THR:CG2	2.92	0.52
1:K:449:ALA:HB3	1:K:450:PRO:CD	2.35	0.52
1:M:220:ILE:HG23	1:M:248:LEU:HB3	1.92	0.52
1:M:361:ASP:O	1:M:365:LEU:HG	2.09	0.52
1:Q:13:ARG:O	1:Q:16:MET:N	2.42	0.52
1:Q:417:VAL:HG21	1:Q:488:MET:HG3	1.92	0.52
1:R:9:GLY:O	1:R:10:ASN:C	2.46	0.52
1:V:258:ALA:O	1:V:262:LEU:HG	2.10	0.52
1:X:24:ALA:HB3	1:X:97:GLN:HE21	1.73	0.52
1:Z:88:GLY:O	1:Z:91:THR:N	2.43	0.52
1:Z:230:ILE:CD1	1:Z:261:THR:HG21	2.24	0.52
1:2:230:ILE:CD1	1:2:261:THR:HG21	2.24	0.52
1:2:451:LEU:O	1:2:453:GLN:N	2.42	0.52
1:A:219:PHE:O	1:A:247:LEU:HD12	2.10	0.52
1:A:420:ILE:CD1	1:A:451:LEU:HD22	2.39	0.52
1:B:183:LEU:CA	1:B:383:ALA:HB3	2.40	0.52
1:C:82:ASN:HB2	1:C:89:THR:HG22	1.91	0.52
1:G:419:LEU:HD21	1:G:500:THR:HG22	1.92	0.52
1:H:451:LEU:O	1:H:453:GLN:N	2.42	0.52
1:J:305:ILE:O	1:J:305:ILE:HG22	2.09	0.52

Continued on next page...

Continued from previous page...

Atom-1	Atom-2	Interatomic distance (Å)	Clash overlap (Å)
1:K:217:SER:N	1:K:218:PRO:CD	2.72	0.52
1:K:369:VAL:HG23	1:K:370:ALA:N	2.25	0.52
1:L:70:GLY:HA2	1:L:73:MET:HE3	1.91	0.52
1:L:198:GLY:HA3	1:L:328:ASP:HA	1.92	0.52
1:L:417:VAL:HG21	1:L:488:MET:HG3	1.92	0.52
1:M:88:GLY:O	1:M:91:THR:N	2.43	0.52
1:P:217:SER:N	1:P:218:PRO:CD	2.71	0.52
1:R:77:VAL:CG1	1:R:78:ALA:N	2.72	0.52
1:R:383:ALA:O	1:R:384:ALA:HB3	2.10	0.52
1:R:419:LEU:HD21	1:R:500:THR:HG22	1.91	0.52
1:S:41:ASP:OD1	1:T:69:MET:HG2	2.09	0.52
1:S:247:LEU:O	1:S:273:VAL:HG13	2.10	0.52
1:T:383:ALA:O	1:T:384:ALA:HB3	2.10	0.52
1:V:217:SER:N	1:V:218:PRO:CD	2.72	0.52
1:X:198:GLY:HA3	1:X:328:ASP:HA	1.92	0.52
1:Z:66:PHE:HE1	1:Z:522:THR:HG22	1.75	0.52
1:Z:177:VAL:HG21	1:Z:397:GLU:HG2	1.91	0.52
1:1:24:ALA:HB3	1:1:97:GLN:HE21	1.75	0.52
1:A:77:VAL:CG1	1:A:78:ALA:N	2.73	0.52
1:A:112:ASN:OD1	1:A:114:MET:N	2.43	0.52
1:B:447:MET:HE3	1:B:504:LEU:HD21	1.91	0.52
1:C:129:GLU:C	1:C:131:LEU:N	2.61	0.52
1:D:17:LEU:O	1:D:20:VAL:HG22	2.09	0.52
1:D:70:GLY:HA2	1:D:73:MET:CE	2.40	0.52
1:E:77:VAL:HG11	1:E:510:VAL:CG2	2.39	0.52
1:E:202:PRO:O	1:E:204:PHE:N	2.37	0.52
1:F:77:VAL:CG1	1:F:510:VAL:HG21	2.40	0.52
1:F:129:GLU:C	1:F:131:LEU:N	2.63	0.52
1:F:383:ALA:HB1	1:G:281:PHE:HZ	1.72	0.52
1:G:420:ILE:HD11	1:G:451:LEU:HB3	1.92	0.52
1:I:266:THR:HG21	1:I:273:VAL:N	2.24	0.52
1:P:46:ALA:CB	1:Q:76:GLU:HG3	2.35	0.52
1:P:77:VAL:CG1	1:P:510:VAL:HG21	2.39	0.52
1:Q:177:VAL:HG21	1:Q:397:GLU:CG	2.40	0.52
1:S:120:ILE:HG13	1:S:439:GLY:O	2.10	0.52
1:S:177:VAL:HG21	1:S:397:GLU:HG2	1.92	0.52
1:S:447:MET:HE3	1:S:504:LEU:HD21	1.92	0.52
1:T:61:GLU:C	1:T:62:LEU:HD23	2.29	0.52
1:V:70:GLY:HA2	1:V:73:MET:HE3	1.91	0.52
1:V:77:VAL:HG13	1:V:78:ALA:N	2.25	0.52
1:V:369:VAL:HG23	1:V:370:ALA:N	2.25	0.52

Continued on next page...

Continued from previous page...

Atom-1	Atom-2	Interatomic distance (Å)	Clash overlap (Å)
1:W:420:ILE:HD12	1:W:451:LEU:HD22	1.92	0.52
1:X:151:SER:HB3	1:X:399:ALA:HA	1.90	0.52
1:Y:177:VAL:HG21	1:Y:397:GLU:HG2	1.92	0.52
1:1:17:LEU:O	1:1:20:VAL:HG22	2.09	0.52
1:1:217:SER:N	1:1:218:PRO:CD	2.72	0.52
1:2:420:ILE:HD12	1:2:451:LEU:HD22	1.92	0.52
1:A:25:ASP:OD1	1:A:28:LYS:HE2	2.10	0.52
1:A:413:ALA:O	1:A:417:VAL:HG23	2.09	0.52
1:B:23:LEU:CD2	1:B:75:LYS:HB2	2.40	0.52
1:D:247:LEU:O	1:D:273:VAL:HG13	2.08	0.52
1:E:66:PHE:O	1:E:67:GLU:C	2.47	0.52
1:F:177:VAL:HG21	1:F:397:GLU:HG2	1.92	0.52
1:H:258:ALA:O	1:H:262:LEU:HG	2.10	0.52
1:K:46:ALA:CB	1:L:76:GLU:HG3	2.37	0.52
1:M:174:VAL:HB	1:M:376:VAL:HG13	1.91	0.52
1:M:214:GLU:O	1:M:215:LEU:HD23	2.09	0.52
1:M:305:ILE:O	1:M:305:ILE:HG22	2.10	0.52
1:N:420:ILE:HD11	1:N:451:LEU:HB3	1.90	0.52
1:S:417:VAL:HG23	1:S:418:ALA:H	1.74	0.52
1:T:66:PHE:HE1	1:T:522:THR:HG22	1.74	0.52
1:T:112:ASN:OD1	1:T:114:MET:N	2.43	0.52
1:V:330:THR:CG2	1:V:331:THR:N	2.73	0.52
1:W:369:VAL:HG23	1:W:370:ALA:N	2.24	0.52
1:Y:198:GLY:HA3	1:Y:328:ASP:HA	1.92	0.52
1:Y:205:ILE:HA	1:Y:213:VAL:HG22	1.92	0.52
1:Y:417:VAL:HG12	1:Y:469:VAL:HG11	1.90	0.52
1:Y:510:VAL:O	1:Y:511:ALA:C	2.46	0.52
1:Z:217:SER:N	1:Z:218:PRO:CD	2.72	0.52
1:Z:361:ASP:O	1:Z:365:LEU:HG	2.09	0.52
1:2:413:ALA:O	1:2:417:VAL:HG23	2.10	0.52
1:A:61:GLU:C	1:A:62:LEU:HD23	2.30	0.52
1:B:61:GLU:C	1:B:62:LEU:HD23	2.30	0.52
1:C:62:LEU:N	1:C:62:LEU:CD2	2.73	0.52
1:F:77:VAL:HG13	1:F:78:ALA:N	2.25	0.52
1:F:198:GLY:HA3	1:F:328:ASP:HA	1.91	0.52
1:G:369:VAL:HG23	1:G:370:ALA:N	2.24	0.52
1:J:17:LEU:O	1:J:20:VAL:HG22	2.10	0.52
1:J:120:ILE:HG13	1:J:439:GLY:O	2.09	0.52
1:M:13:ARG:O	1:M:16:MET:N	2.43	0.52
1:M:499:VAL:CG2	1:M:500:THR:N	2.73	0.52
1:P:9:GLY:O	1:P:10:ASN:C	2.47	0.52

Continued on next page...

Continued from previous page...

Atom-1	Atom-2	Interatomic distance (Å)	Clash overlap (Å)
1:R:420:ILE:CD1	1:R:451:LEU:HD22	2.39	0.52
1:T:217:SER:N	1:T:218:PRO:CD	2.73	0.52
1:U:177:VAL:HG21	1:U:397:GLU:CG	2.40	0.52
1:V:87:ASP:CG	1:V:88:GLY:H	2.12	0.52
1:W:26:ALA:O	1:W:56:VAL:HG11	2.10	0.52
1:W:205:ILE:HA	1:W:213:VAL:HG22	1.92	0.52
1:X:417:VAL:HG23	1:X:418:ALA:H	1.74	0.52
1:Y:266:THR:HG21	1:Y:273:VAL:N	2.25	0.52
1:A:524:LEU:O	1:A:526:LYS:N	2.36	0.52
1:B:112:ASN:OD1	1:B:114:MET:N	2.43	0.52
1:C:34:LYS:HG3	1:C:458:CYS:SG	2.49	0.52
1:C:77:VAL:CG1	1:C:78:ALA:N	2.72	0.52
1:E:77:VAL:CG1	1:E:510:VAL:HG21	2.40	0.52
1:F:38:VAL:HG22	1:G:519:CYS:HB3	1.91	0.52
1:G:26:ALA:O	1:G:56:VAL:HG11	2.10	0.52
1:G:230:ILE:CD1	1:G:261:THR:HG21	2.22	0.52
1:H:23:LEU:CD2	1:H:75:LYS:HB2	2.40	0.52
1:H:369:VAL:HG23	1:H:370:ALA:N	2.24	0.52
1:J:8:PHE:HE1	1:J:519:CYS:HG	1.55	0.52
1:L:465:VAL:O	1:L:469:VAL:HG23	2.10	0.52
1:N:177:VAL:HG21	1:N:397:GLU:HG2	1.92	0.52
1:N:417:VAL:HG12	1:N:469:VAL:HG11	1.92	0.52
1:R:179:ASP:HB3	1:R:389:MET:HE1	1.92	0.52
1:R:266:THR:HG21	1:R:273:VAL:N	2.25	0.52
1:S:26:ALA:O	1:S:56:VAL:HG11	2.10	0.52
1:S:183:LEU:CA	1:S:383:ALA:HB3	2.40	0.52
1:T:205:ILE:HA	1:T:213:VAL:HG22	1.91	0.52
1:T:420:ILE:HD11	1:T:451:LEU:HB3	1.92	0.52
1:Y:23:LEU:CD2	1:Y:75:LYS:HB2	2.40	0.52
1:Z:9:GLY:O	1:Z:10:ASN:C	2.49	0.52
1:1:66:PHE:HE1	1:1:522:THR:HG22	1.73	0.52
1:1:499:VAL:CG2	1:1:500:THR:N	2.73	0.52
1:A:120:ILE:HG13	1:A:439:GLY:O	2.10	0.52
1:A:179:ASP:HB3	1:A:389:MET:HE1	1.92	0.52
1:A:217:SER:N	1:A:218:PRO:CD	2.72	0.52
1:B:413:ALA:O	1:B:417:VAL:HG23	2.10	0.52
1:C:272:LYS:HZ1	1:D:228:SER:HB3	1.75	0.52
1:E:8:PHE:HE1	1:E:519:CYS:HG	1.57	0.52
1:E:17:LEU:O	1:E:20:VAL:HG22	2.10	0.52
1:G:305:ILE:O	1:G:305:ILE:HG22	2.10	0.52
1:I:82:ASN:HB2	1:I:89:THR:HG22	1.92	0.52

Continued on next page...

Continued from previous page...

Atom-1	Atom-2	Interatomic distance (Å)	Clash overlap (Å)
1:I:305:ILE:O	1:I:305:ILE:HG22	2.10	0.52
1:O:369:VAL:HG23	1:O:370:ALA:N	2.24	0.52
1:T:120:ILE:HG13	1:T:439:GLY:O	2.09	0.52
1:U:206:ASN:HD21	1:U:214:GLU:H	1.58	0.52
1:U:417:VAL:HG12	1:U:469:VAL:HG11	1.91	0.52
1:B:198:GLY:HA3	1:B:328:ASP:HA	1.92	0.51
1:B:206:ASN:HD21	1:B:214:GLU:H	1.58	0.51
1:C:183:LEU:CA	1:C:383:ALA:HB3	2.39	0.51
1:H:177:VAL:HG21	1:H:397:GLU:HG2	1.92	0.51
1:I:205:ILE:HA	1:I:213:VAL:HG22	1.92	0.51
1:M:183:LEU:CA	1:M:383:ALA:HB3	2.40	0.51
1:M:413:ALA:O	1:M:417:VAL:HG23	2.09	0.51
1:N:13:ARG:O	1:N:16:MET:N	2.43	0.51
1:N:62:LEU:N	1:N:62:LEU:CD2	2.70	0.51
1:N:205:ILE:HA	1:N:213:VAL:HG22	1.91	0.51
1:P:198:GLY:HA3	1:P:328:ASP:HA	1.91	0.51
1:Q:453:GLN:O	1:Q:456:LEU:N	2.36	0.51
1:R:8:PHE:HE1	1:R:519:CYS:SG	2.33	0.51
1:S:361:ASP:O	1:S:365:LEU:HG	2.09	0.51
1:T:198:GLY:HA3	1:T:328:ASP:HA	1.92	0.51
1:X:487:ASN:O	1:X:491:MET:HG3	2.10	0.51
1:Z:112:ASN:OD1	1:Z:114:MET:N	2.43	0.51
1:1:417:VAL:HG23	1:1:418:ALA:H	1.74	0.51
1:E:77:VAL:HG13	1:E:78:ALA:N	2.25	0.51
1:G:488:MET:CE	1:G:493:ILE:HG21	2.40	0.51
1:H:305:ILE:HG22	1:H:305:ILE:O	2.10	0.51
1:I:77:VAL:CG1	1:I:510:VAL:HG21	2.40	0.51
1:I:77:VAL:HG13	1:I:78:ALA:N	2.23	0.51
1:J:177:VAL:HG21	1:J:397:GLU:CG	2.41	0.51
1:J:266:THR:HG21	1:J:273:VAL:N	2.25	0.51
1:J:477:GLY:HA3	1:J:488:MET:SD	2.50	0.51
1:L:205:ILE:HA	1:L:213:VAL:HG22	1.91	0.51
1:M:112:ASN:OD1	1:M:114:MET:N	2.43	0.51
1:M:206:ASN:HD21	1:M:214:GLU:H	1.57	0.51
1:N:417:VAL:HG21	1:N:488:MET:HG3	1.92	0.51
1:O:77:VAL:HG13	1:O:78:ALA:N	2.24	0.51
1:O:488:MET:HE3	1:O:493:ILE:HB	1.93	0.51
1:S:23:LEU:CD2	1:S:75:LYS:HB2	2.40	0.51
1:T:77:VAL:HG13	1:T:78:ALA:N	2.26	0.51
1:U:87:ASP:CG	1:U:88:GLY:H	2.14	0.51
1:V:409:GLU:O	1:V:497:THR:HB	2.10	0.51

Continued on next page...

Continued from previous page...

Atom-1	Atom-2	Interatomic distance (Å)	Clash overlap (Å)
1:W:206:ASN:HD21	1:W:214:GLU:H	1.57	0.51
1:X:417:VAL:HG23	1:X:418:ALA:N	2.26	0.51
1:Y:26:ALA:O	1:Y:56:VAL:HG11	2.09	0.51
1:Y:305:ILE:O	1:Y:305:ILE:HG22	2.10	0.51
1:Y:440:ILE:O	1:Y:443:ALA:N	2.43	0.51
1:Y:456:LEU:C	1:Y:458:CYS:H	2.14	0.51
1:Z:206:ASN:HD21	1:Z:214:GLU:H	1.58	0.51
1:Z:247:LEU:O	1:Z:273:VAL:HG13	2.10	0.51
1:1:9:GLY:O	1:1:10:ASN:C	2.49	0.51
1:2:69:MET:O	1:2:73:MET:HG3	2.10	0.51
1:2:77:VAL:HG13	1:2:78:ALA:N	2.24	0.51
1:A:26:ALA:O	1:A:56:VAL:HG11	2.10	0.51
1:B:383:ALA:O	1:B:384:ALA:HB3	2.09	0.51
1:B:486:GLY:C	1:B:491:MET:HE2	2.31	0.51
1:E:486:GLY:HA3	1:E:491:MET:HE2	1.91	0.51
1:F:70:GLY:HA2	1:F:73:MET:CE	2.40	0.51
1:F:77:VAL:HG11	1:F:510:VAL:CG2	2.40	0.51
1:F:417:VAL:HG23	1:F:418:ALA:N	2.25	0.51
1:I:66:PHE:CE1	1:I:522:THR:CG2	2.93	0.51
1:K:24:ALA:CB	1:K:97:GLN:HE21	2.23	0.51
1:K:247:LEU:O	1:K:273:VAL:HG13	2.09	0.51
1:L:77:VAL:CG1	1:L:510:VAL:HG21	2.40	0.51
1:L:479:ASN:OD1	1:L:493:ILE:HD11	2.10	0.51
1:O:66:PHE:O	1:O:67:GLU:C	2.48	0.51
1:O:206:ASN:HD21	1:O:214:GLU:H	1.58	0.51
1:P:24:ALA:HB3	1:P:97:GLN:HE21	1.75	0.51
1:P:183:LEU:CA	1:P:383:ALA:HB3	2.39	0.51
1:Q:77:VAL:HG11	1:Q:510:VAL:CG2	2.40	0.51
1:Q:77:VAL:HG13	1:Q:78:ALA:N	2.26	0.51
1:Q:217:SER:N	1:Q:218:PRO:CD	2.73	0.51
1:R:177:VAL:HG21	1:R:397:GLU:CG	2.41	0.51
1:R:349:ILE:HA	1:R:352:GLN:CG	2.40	0.51
1:S:17:LEU:O	1:S:20:VAL:HG22	2.10	0.51
1:S:417:VAL:HG23	1:S:418:ALA:N	2.25	0.51
1:S:420:ILE:CD1	1:S:451:LEU:HD22	2.40	0.51
1:S:449:ALA:HB3	1:S:450:PRO:CD	2.37	0.51
1:S:487:ASN:O	1:S:491:MET:HG3	2.11	0.51
1:U:217:SER:N	1:U:218:PRO:CD	2.72	0.51
1:V:449:ALA:HB3	1:V:450:PRO:CD	2.37	0.51
1:Y:217:SER:N	1:Y:218:PRO:CD	2.73	0.51
1:Y:420:ILE:HD11	1:Y:451:LEU:HB3	1.92	0.51

Continued on next page...

Continued from previous page...

Atom-1	Atom-2	Interatomic distance (Å)	Clash overlap (Å)
1:Z:87:ASP:CG	1:Z:88:GLY:H	2.14	0.51
1:B:338:GLU:C	1:B:340:ALA:H	2.14	0.51
1:D:349:ILE:HA	1:D:352:GLN:CG	2.40	0.51
1:F:217:SER:N	1:F:218:PRO:CD	2.74	0.51
1:H:88:GLY:O	1:H:91:THR:N	2.44	0.51
1:H:206:ASN:HD21	1:H:214:GLU:H	1.58	0.51
1:J:26:ALA:O	1:J:56:VAL:HG11	2.09	0.51
1:J:198:GLY:HA3	1:J:328:ASP:HA	1.92	0.51
1:J:413:ALA:O	1:J:417:VAL:HG23	2.09	0.51
1:K:134:LEU:O	1:K:136:VAL:HG23	2.10	0.51
1:K:383:ALA:O	1:K:384:ALA:HB3	2.10	0.51
1:L:77:VAL:HG11	1:L:510:VAL:CG2	2.41	0.51
1:L:420:ILE:HD11	1:L:451:LEU:HB3	1.91	0.51
1:L:451:LEU:O	1:L:453:GLN:N	2.43	0.51
1:N:361:ASP:O	1:N:365:LEU:HG	2.11	0.51
1:P:230:ILE:CD1	1:P:261:THR:HG21	2.23	0.51
1:Q:129:GLU:O	1:Q:132:LYS:N	2.44	0.51
1:Q:247:LEU:O	1:Q:273:VAL:HG13	2.09	0.51
1:T:77:VAL:HG11	1:T:510:VAL:CG2	2.40	0.51
1:V:247:LEU:O	1:V:273:VAL:HG13	2.11	0.51
1:X:73:MET:O	1:X:76:GLU:N	2.44	0.51
1:X:219:PHE:O	1:X:247:LEU:HD12	2.10	0.51
1:X:413:ALA:O	1:X:417:VAL:HG23	2.11	0.51
1:Z:383:ALA:O	1:Z:384:ALA:HB3	2.09	0.51
1:1:57:ALA:O	1:1:60:ILE:N	2.40	0.51
1:1:66:PHE:O	1:1:67:GLU:C	2.49	0.51
1:1:451:LEU:O	1:1:453:GLN:N	2.43	0.51
1:2:61:GLU:C	1:2:62:LEU:HD23	2.30	0.51
1:C:23:LEU:CD2	1:C:75:LYS:HB2	2.39	0.51
1:I:177:VAL:HG21	1:I:397:GLU:CG	2.40	0.51
1:I:217:SER:N	1:I:218:PRO:CD	2.72	0.51
1:J:66:PHE:HE1	1:J:522:THR:HG22	1.73	0.51
1:K:406:ALA:HA	1:K:410:GLY:O	2.11	0.51
1:N:414:GLY:N	1:N:494:LEU:HA	2.25	0.51
1:O:12:ALA:HB1	1:O:520:MET:HG3	1.92	0.51
1:O:77:VAL:HG11	1:O:510:VAL:CG2	2.41	0.51
1:Q:77:VAL:CG1	1:Q:510:VAL:HG21	2.40	0.51
1:Q:87:ASP:CG	1:Q:88:GLY:H	2.13	0.51
1:R:66:PHE:HE1	1:R:522:THR:HG22	1.72	0.51
1:R:136:VAL:O	1:R:137:PRO:O	2.28	0.51
1:R:198:GLY:HA3	1:R:328:ASP:HA	1.92	0.51

Continued on next page...

Continued from previous page...

Atom-1	Atom-2	Interatomic distance (Å)	Clash overlap (Å)
1:R:453:GLN:O	1:R:456:LEU:N	2.39	0.51
1:U:70:GLY:HA2	1:U:73:MET:CE	2.40	0.51
1:Y:70:GLY:HA2	1:Y:73:MET:CE	2.40	0.51
1:Y:206:ASN:HD21	1:Y:214:GLU:H	1.58	0.51
1:Y:524:LEU:O	1:Y:526:LYS:N	2.36	0.51
1:Z:61:GLU:C	1:Z:62:LEU:HD23	2.31	0.51
1:1:62:LEU:N	1:1:62:LEU:CD2	2.68	0.51
1:2:206:ASN:HD21	1:2:214:GLU:H	1.57	0.51
1:A:17:LEU:O	1:A:20:VAL:HG22	2.11	0.51
1:C:217:SER:N	1:C:218:PRO:CD	2.73	0.51
1:D:217:SER:N	1:D:218:PRO:CD	2.73	0.51
1:E:177:VAL:HG21	1:E:397:GLU:HG2	1.92	0.51
1:E:440:ILE:O	1:E:443:ALA:N	2.43	0.51
1:F:40:LEU:HD13	1:F:59:GLU:HG3	1.91	0.51
1:F:112:ASN:OD1	1:F:114:MET:N	2.43	0.51
1:G:77:VAL:HG13	1:G:78:ALA:N	2.25	0.51
1:J:524:LEU:O	1:J:526:LYS:N	2.36	0.51
1:K:77:VAL:HG13	1:K:78:ALA:N	2.25	0.51
1:K:206:ASN:HD21	1:K:214:GLU:H	1.58	0.51
1:L:61:GLU:C	1:L:62:LEU:HD23	2.29	0.51
1:L:369:VAL:HG23	1:L:370:ALA:N	2.26	0.51
1:O:13:ARG:O	1:O:16:MET:N	2.44	0.51
1:P:205:ILE:HA	1:P:213:VAL:HG22	1.92	0.51
1:Q:499:VAL:CG2	1:Q:500:THR:N	2.74	0.51
1:R:305:ILE:O	1:R:305:ILE:HG22	2.11	0.51
1:T:258:ALA:O	1:T:262:LEU:HG	2.11	0.51
1:U:112:ASN:OD1	1:U:114:MET:N	2.44	0.51
1:U:176:THR:HG21	1:U:333:ILE:HD11	1.93	0.51
1:U:305:ILE:O	1:U:305:ILE:HG22	2.10	0.51
1:V:136:VAL:O	1:V:137:PRO:O	2.28	0.51
1:X:112:ASN:OD1	1:X:114:MET:N	2.44	0.51
1:Z:129:GLU:C	1:Z:131:LEU:N	2.62	0.51
1:1:177:VAL:HG21	1:1:397:GLU:CG	2.39	0.51
1:A:230:ILE:CD1	1:A:261:THR:HG21	2.24	0.51
1:B:88:GLY:O	1:B:91:THR:N	2.44	0.51
1:B:487:ASN:O	1:B:491:MET:HG3	2.10	0.51
1:C:177:VAL:HG21	1:C:397:GLU:HG2	1.93	0.51
1:C:409:GLU:O	1:C:497:THR:HB	2.10	0.51
1:D:120:ILE:HG13	1:D:439:GLY:O	2.11	0.51
1:G:205:ILE:HA	1:G:213:VAL:HG22	1.92	0.51
1:G:217:SER:N	1:G:218:PRO:CD	2.73	0.51

Continued on next page...

Continued from previous page...

Atom-1	Atom-2	Interatomic distance (Å)	Clash overlap (Å)
1:G:447:MET:HE3	1:G:504:LEU:HD21	1.92	0.51
1:I:455:VAL:HG12	1:I:460:GLU:O	2.09	0.51
1:J:381:VAL:HG12	1:J:382:GLY:N	2.26	0.51
1:K:70:GLY:HA2	1:K:73:MET:HE3	1.92	0.51
1:K:305:ILE:HG22	1:K:305:ILE:O	2.10	0.51
1:L:217:SER:N	1:L:218:PRO:CD	2.73	0.51
1:M:325:ILE:HG22	1:M:330:THR:HA	1.93	0.51
1:M:465:VAL:O	1:M:469:VAL:HG23	2.10	0.51
1:N:23:LEU:HD22	1:N:75:LYS:HB2	1.92	0.51
1:O:183:LEU:CA	1:O:383:ALA:HB3	2.41	0.51
1:P:17:LEU:O	1:P:20:VAL:HG22	2.11	0.51
1:P:404:ARG:HH11	1:P:404:ARG:CG	2.23	0.51
1:S:23:LEU:HD22	1:S:75:LYS:HB2	1.92	0.51
1:T:305:ILE:O	1:T:305:ILE:HG22	2.11	0.51
1:T:465:VAL:O	1:T:469:VAL:HG23	2.11	0.51
1:W:453:GLN:O	1:W:456:LEU:N	2.37	0.51
1:2:34:LYS:HG3	1:2:458:CYS:SG	2.51	0.51
1:B:177:VAL:HG21	1:B:397:GLU:HG2	1.93	0.51
1:D:62:LEU:N	1:D:62:LEU:CD2	2.72	0.51
1:H:77:VAL:HG13	1:H:78:ALA:N	2.26	0.51
1:I:23:LEU:HD22	1:I:75:LYS:HB2	1.93	0.51
1:I:206:ASN:HD21	1:I:214:GLU:H	1.59	0.51
1:K:179:ASP:HB3	1:K:389:MET:HE1	1.93	0.51
1:L:381:VAL:HG12	1:L:382:GLY:N	2.26	0.51
1:O:62:LEU:N	1:O:62:LEU:CD2	2.68	0.51
1:O:179:ASP:HB3	1:O:389:MET:HE1	1.92	0.51
1:O:305:ILE:O	1:O:305:ILE:HG22	2.11	0.51
1:P:417:VAL:HG12	1:P:469:VAL:HG11	1.91	0.51
1:Q:198:GLY:HA3	1:Q:328:ASP:HA	1.92	0.51
1:Q:205:ILE:HA	1:Q:213:VAL:HG22	1.92	0.51
1:Q:230:ILE:CD1	1:Q:261:THR:HG21	2.24	0.51
1:R:129:GLU:C	1:R:131:LEU:N	2.64	0.51
1:R:499:VAL:CG2	1:R:500:THR:N	2.74	0.51
1:S:305:ILE:HG22	1:S:305:ILE:O	2.11	0.51
1:T:404:ARG:HH11	1:T:404:ARG:CG	2.23	0.51
1:U:25:ASP:OD1	1:U:28:LYS:HE2	2.11	0.51
1:U:198:GLY:HA3	1:U:328:ASP:HA	1.93	0.51
1:X:183:LEU:CA	1:X:383:ALA:HB3	2.40	0.51
1:X:440:ILE:O	1:X:443:ALA:N	2.44	0.51
1:2:16:MET:SD	1:2:73:MET:HE1	2.50	0.51
1:2:198:GLY:HA3	1:2:328:ASP:HA	1.92	0.51

Continued on next page...

Continued from previous page...

Atom-1	Atom-2	Interatomic distance (Å)	Clash overlap (Å)
1:A:66:PHE:O	1:A:67:GLU:C	2.49	0.51
1:B:26:ALA:O	1:B:56:VAL:HG11	2.10	0.51
1:D:9:GLY:O	1:D:10:ASN:C	2.49	0.51
1:D:440:ILE:O	1:D:443:ALA:N	2.44	0.51
1:F:338:GLU:C	1:F:340:ALA:H	2.14	0.51
1:G:198:GLY:HA3	1:G:328:ASP:HA	1.93	0.51
1:H:330:THR:CG2	1:H:331:THR:N	2.74	0.51
1:I:413:ALA:O	1:I:417:VAL:HG23	2.10	0.51
1:L:65:LYS:O	1:L:69:MET:HG3	2.11	0.51
1:L:414:GLY:N	1:L:494:LEU:HA	2.25	0.51
1:M:198:GLY:HA3	1:M:328:ASP:HA	1.93	0.51
1:M:202:PRO:O	1:M:204:PHE:N	2.37	0.51
1:M:266:THR:HG21	1:M:273:VAL:N	2.24	0.51
1:Q:369:VAL:HG23	1:Q:370:ALA:N	2.25	0.51
1:R:325:ILE:HG22	1:R:330:THR:HA	1.92	0.51
1:S:205:ILE:HA	1:S:213:VAL:HG22	1.93	0.51
1:S:440:ILE:O	1:S:443:ALA:N	2.44	0.51
1:U:417:VAL:HG21	1:U:488:MET:HG3	1.93	0.51
1:V:206:ASN:HD21	1:V:214:GLU:H	1.58	0.51
1:V:499:VAL:CG2	1:V:500:THR:N	2.74	0.51
1:Y:88:GLY:O	1:Y:91:THR:N	2.43	0.51
1:Y:414:GLY:N	1:Y:494:LEU:HA	2.25	0.51
1:Z:26:ALA:O	1:Z:56:VAL:HG11	2.10	0.51
1:Z:198:GLY:HA3	1:Z:328:ASP:HA	1.92	0.51
1:1:134:LEU:O	1:1:136:VAL:HG23	2.10	0.51
1:1:325:ILE:HG22	1:1:330:THR:HA	1.93	0.51
1:1:486:GLY:CA	1:1:491:MET:HE2	2.41	0.51
1:A:499:VAL:CG2	1:A:500:THR:N	2.73	0.51
1:C:64:ASP:C	1:C:64:ASP:OD1	2.49	0.51
1:E:266:THR:HG21	1:E:273:VAL:N	2.24	0.51
1:F:510:VAL:O	1:F:511:ALA:C	2.47	0.51
1:G:61:GLU:C	1:G:62:LEU:HD23	2.31	0.51
1:H:183:LEU:CA	1:H:383:ALA:HB3	2.41	0.51
1:H:230:ILE:CD1	1:H:261:THR:HG21	2.24	0.51
1:K:61:GLU:C	1:K:62:LEU:HD23	2.31	0.51
1:K:230:ILE:CD1	1:K:261:THR:HG21	2.23	0.51
1:R:6:VAL:CG2	1:R:521:VAL:HG22	2.35	0.51
1:R:23:LEU:HD22	1:R:75:LYS:HB2	1.93	0.51
1:R:205:ILE:HA	1:R:213:VAL:HG22	1.92	0.51
1:U:23:LEU:HD22	1:U:75:LYS:HB2	1.93	0.51
1:U:205:ILE:HA	1:U:213:VAL:HG22	1.93	0.51

Continued on next page...

Continued from previous page...

Atom-1	Atom-2	Interatomic distance (Å)	Clash overlap (Å)
1:W:66:PHE:O	1:W:67:GLU:C	2.47	0.51
1:X:325:ILE:HG22	1:X:330:THR:HA	1.93	0.51
1:Z:258:ALA:O	1:Z:262:LEU:HG	2.11	0.51
1:2:205:ILE:HA	1:2:213:VAL:HG22	1.92	0.51
1:A:134:LEU:O	1:A:136:VAL:HG23	2.11	0.50
1:A:206:ASN:HD21	1:A:214:GLU:H	1.58	0.50
1:C:417:VAL:HG23	1:C:418:ALA:H	1.76	0.50
1:D:179:ASP:HB3	1:D:389:MET:HE1	1.93	0.50
1:D:447:MET:HE3	1:D:504:LEU:HD21	1.91	0.50
1:E:305:ILE:HG22	1:E:305:ILE:O	2.11	0.50
1:G:183:LEU:CA	1:G:383:ALA:HB3	2.41	0.50
1:I:17:LEU:O	1:I:20:VAL:HG22	2.11	0.50
1:I:417:VAL:HG23	1:I:418:ALA:N	2.26	0.50
1:K:198:GLY:HA3	1:K:328:ASP:HA	1.93	0.50
1:K:420:ILE:HD11	1:K:451:LEU:HB3	1.93	0.50
1:L:311:LYS:HZ1	1:U:242:LYS:HD3	1.74	0.50
1:M:177:VAL:HG21	1:M:397:GLU:HG2	1.94	0.50
1:N:266:THR:HG21	1:N:273:VAL:N	2.25	0.50
1:O:174:VAL:HB	1:O:376:VAL:HG13	1.93	0.50
1:R:524:LEU:O	1:R:526:LYS:N	2.37	0.50
1:S:77:VAL:HG13	1:S:78:ALA:N	2.26	0.50
1:T:77:VAL:CG1	1:T:510:VAL:HG21	2.41	0.50
1:U:9:GLY:O	1:U:10:ASN:C	2.50	0.50
1:U:61:GLU:C	1:U:62:LEU:HD23	2.32	0.50
1:V:23:LEU:HD22	1:V:75:LYS:HB2	1.92	0.50
1:V:325:ILE:HG22	1:V:330:THR:HA	1.93	0.50
1:X:12:ALA:HB1	1:X:520:MET:HG3	1.94	0.50
1:X:77:VAL:HG13	1:X:78:ALA:N	2.26	0.50
1:X:258:ALA:O	1:X:262:LEU:HG	2.12	0.50
1:Z:23:LEU:CD2	1:Z:75:LYS:HB2	2.41	0.50
1:2:217:SER:N	1:2:218:PRO:CD	2.73	0.50
1:B:440:ILE:O	1:B:443:ALA:N	2.44	0.50
1:B:499:VAL:CG2	1:B:500:THR:N	2.73	0.50
1:D:479:ASN:OD1	1:D:493:ILE:HD11	2.12	0.50
1:E:205:ILE:HA	1:E:213:VAL:HG22	1.91	0.50
1:G:420:ILE:HD12	1:G:451:LEU:HD22	1.93	0.50
1:H:247:LEU:O	1:H:273:VAL:HG13	2.11	0.50
1:J:112:ASN:OD1	1:J:114:MET:N	2.45	0.50
1:L:305:ILE:O	1:L:305:ILE:HG22	2.11	0.50
1:M:205:ILE:HA	1:M:213:VAL:HG22	1.92	0.50
1:M:417:VAL:HG23	1:M:418:ALA:H	1.76	0.50

Continued on next page...

Continued from previous page...

Atom-1	Atom-2	Interatomic distance (Å)	Clash overlap (Å)
1:O:258:ALA:O	1:O:262:LEU:HG	2.11	0.50
1:P:179:ASP:HB3	1:P:389:MET:HE1	1.93	0.50
1:R:313:THR:O	1:R:317:LEU:HD13	2.11	0.50
1:R:420:ILE:HD11	1:R:451:LEU:HB3	1.93	0.50
1:S:16:MET:SD	1:S:73:MET:HE1	2.50	0.50
1:T:130:GLU:HB3	1:T:422:VAL:HG13	1.93	0.50
1:V:76:GLU:HG3	1:2:46:ALA:CB	2.37	0.50
1:V:404:ARG:HH11	1:V:404:ARG:CG	2.23	0.50
1:X:499:VAL:CG2	1:X:500:THR:N	2.74	0.50
1:Y:70:GLY:HA2	1:Y:73:MET:HE3	1.93	0.50
1:Y:129:GLU:C	1:Y:131:LEU:N	2.63	0.50
1:Y:420:ILE:CD1	1:Y:451:LEU:HD22	2.41	0.50
1:Z:325:ILE:HG22	1:Z:330:THR:HA	1.93	0.50
1:Z:499:VAL:CG2	1:Z:500:THR:N	2.73	0.50
1:1:413:ALA:O	1:1:417:VAL:HG23	2.10	0.50
1:2:23:LEU:HD22	1:2:75:LYS:HB2	1.93	0.50
1:2:266:THR:HG21	1:2:273:VAL:N	2.25	0.50
1:A:77:VAL:HG13	1:A:78:ALA:N	2.26	0.50
1:A:313:THR:O	1:A:317:LEU:HD13	2.11	0.50
1:C:219:PHE:O	1:C:247:LEU:HD12	2.10	0.50
1:C:419:LEU:HD21	1:C:500:THR:HG22	1.93	0.50
1:D:258:ALA:O	1:D:262:LEU:HG	2.11	0.50
1:K:180:GLY:H	1:K:389:MET:HE2	1.77	0.50
1:K:219:PHE:O	1:K:247:LEU:HD12	2.10	0.50
1:K:406:ALA:HB1	1:K:411:VAL:HG12	1.92	0.50
1:L:325:ILE:HG22	1:L:330:THR:HA	1.94	0.50
1:O:77:VAL:CG1	1:O:510:VAL:HG21	2.41	0.50
1:Q:420:ILE:HD12	1:Q:451:LEU:HD22	1.93	0.50
1:R:26:ALA:O	1:R:56:VAL:HG11	2.11	0.50
1:R:449:ALA:HB3	1:R:450:PRO:CD	2.38	0.50
1:W:417:VAL:HG23	1:W:418:ALA:N	2.26	0.50
1:X:134:LEU:O	1:X:136:VAL:HG23	2.10	0.50
1:X:305:ILE:HG22	1:X:305:ILE:O	2.12	0.50
1:Y:66:PHE:CE1	1:Y:522:THR:CG2	2.93	0.50
1:1:258:ALA:O	1:1:262:LEU:HG	2.11	0.50
1:1:361:ASP:O	1:1:365:LEU:HG	2.11	0.50
1:A:23:LEU:HD22	1:A:75:LYS:HB2	1.94	0.50
1:C:73:MET:O	1:C:76:GLU:N	2.44	0.50
1:C:77:VAL:HG13	1:C:78:ALA:N	2.25	0.50
1:C:305:ILE:HG22	1:C:305:ILE:O	2.12	0.50
1:D:24:ALA:HB3	1:D:97:GLN:HE21	1.76	0.50

Continued on next page...

Continued from previous page...

Atom-1	Atom-2	Interatomic distance (Å)	Clash overlap (Å)
1:D:198:GLY:HA3	1:D:328:ASP:HA	1.93	0.50
1:E:206:ASN:HD21	1:E:214:GLU:H	1.59	0.50
1:E:499:VAL:CG2	1:E:500:THR:N	2.74	0.50
1:F:9:GLY:O	1:F:10:ASN:C	2.49	0.50
1:F:17:LEU:O	1:F:20:VAL:HG22	2.11	0.50
1:F:180:GLY:H	1:F:389:MET:HE2	1.77	0.50
1:I:417:VAL:HG23	1:I:418:ALA:H	1.77	0.50
1:I:420:ILE:HD11	1:I:451:LEU:HB3	1.93	0.50
1:J:217:SER:N	1:J:218:PRO:CD	2.73	0.50
1:J:325:ILE:HG22	1:J:330:THR:HA	1.94	0.50
1:J:455:VAL:HG12	1:J:460:GLU:O	2.11	0.50
1:K:419:LEU:HD21	1:K:500:THR:HG22	1.93	0.50
1:L:453:GLN:O	1:L:456:LEU:N	2.41	0.50
1:N:349:ILE:HA	1:N:352:GLN:CG	2.42	0.50
1:O:120:ILE:HG13	1:O:439:GLY:O	2.11	0.50
1:O:499:VAL:CG2	1:O:500:THR:N	2.74	0.50
1:P:417:VAL:HG23	1:P:418:ALA:H	1.76	0.50
1:P:420:ILE:HD12	1:P:451:LEU:HD22	1.92	0.50
1:R:417:VAL:HG23	1:R:418:ALA:N	2.27	0.50
1:U:77:VAL:HG13	1:U:78:ALA:N	2.25	0.50
1:U:129:GLU:O	1:U:132:LYS:N	2.44	0.50
1:W:134:LEU:O	1:W:136:VAL:HG23	2.11	0.50
1:W:305:ILE:O	1:W:305:ILE:HG22	2.11	0.50
1:Z:305:ILE:O	1:Z:305:ILE:HG22	2.11	0.50
1:B:82:ASN:HB2	1:B:89:THR:HG22	1.93	0.50
1:C:417:VAL:HG23	1:C:418:ALA:N	2.26	0.50
1:D:417:VAL:HG23	1:D:418:ALA:N	2.27	0.50
1:F:23:LEU:CD2	1:F:75:LYS:HB2	2.41	0.50
1:G:87:ASP:CG	1:G:88:GLY:H	2.14	0.50
1:J:23:LEU:HD22	1:J:75:LYS:HB2	1.94	0.50
1:J:420:ILE:HD12	1:J:451:LEU:HD22	1.93	0.50
1:J:499:VAL:CG2	1:J:500:THR:N	2.74	0.50
1:K:330:THR:CG2	1:K:331:THR:H	2.25	0.50
1:K:417:VAL:HG23	1:K:418:ALA:H	1.77	0.50
1:L:88:GLY:O	1:L:91:THR:N	2.44	0.50
1:L:180:GLY:H	1:L:389:MET:HE2	1.77	0.50
1:M:23:LEU:HD22	1:M:75:LYS:HB2	1.92	0.50
1:M:24:ALA:HB3	1:M:97:GLN:HE21	1.76	0.50
1:M:77:VAL:HG13	1:M:78:ALA:N	2.26	0.50
1:M:179:ASP:HB3	1:M:389:MET:HE1	1.94	0.50
1:N:413:ALA:O	1:N:417:VAL:HG23	2.11	0.50

Continued on next page...

Continued from previous page...

Atom-1	Atom-2	Interatomic distance (Å)	Clash overlap (Å)
1:N:521:VAL:O	1:N:521:VAL:HG12	2.10	0.50
1:O:417:VAL:HG23	1:O:418:ALA:H	1.77	0.50
1:P:13:ARG:O	1:P:16:MET:N	2.45	0.50
1:P:305:ILE:HG22	1:P:305:ILE:O	2.12	0.50
1:P:381:VAL:HG12	1:P:382:GLY:N	2.27	0.50
1:Q:180:GLY:H	1:Q:389:MET:HE2	1.77	0.50
1:Q:447:MET:HE3	1:Q:504:LEU:HD21	1.91	0.50
1:U:130:GLU:HB3	1:U:422:VAL:HG13	1.92	0.50
1:U:258:ALA:O	1:U:262:LEU:HG	2.11	0.50
1:V:266:THR:HG21	1:V:273:VAL:N	2.26	0.50
1:W:258:ALA:O	1:W:262:LEU:HG	2.12	0.50
1:W:414:GLY:N	1:W:494:LEU:HA	2.26	0.50
1:Y:77:VAL:CG1	1:Y:78:ALA:N	2.75	0.50
1:Y:338:GLU:C	1:Y:340:ALA:H	2.15	0.50
1:Y:465:VAL:O	1:Y:469:VAL:HG23	2.11	0.50
1:Z:38:VAL:HG22	1:1:519:CYS:HB3	1.93	0.50
1:2:417:VAL:HG23	1:2:418:ALA:N	2.27	0.50
1:A:198:GLY:HA3	1:A:328:ASP:HA	1.92	0.50
1:B:9:GLY:O	1:B:10:ASN:C	2.50	0.50
1:B:129:GLU:C	1:B:131:LEU:N	2.63	0.50
1:D:66:PHE:O	1:D:67:GLU:C	2.49	0.50
1:D:420:ILE:HD12	1:D:451:LEU:HD22	1.93	0.50
1:D:488:MET:CE	1:D:493:ILE:HG21	2.42	0.50
1:F:381:VAL:HG12	1:F:382:GLY:N	2.26	0.50
1:G:17:LEU:O	1:G:20:VAL:HG22	2.12	0.50
1:J:129:GLU:C	1:J:131:LEU:N	2.63	0.50
1:K:62:LEU:N	1:K:62:LEU:CD2	2.71	0.50
1:K:325:ILE:HG22	1:K:330:THR:HA	1.94	0.50
1:K:404:ARG:HH11	1:K:404:ARG:CG	2.25	0.50
1:L:129:GLU:C	1:L:131:LEU:N	2.63	0.50
1:N:258:ALA:O	1:N:262:LEU:HG	2.12	0.50
1:T:338:GLU:C	1:T:340:ALA:H	2.14	0.50
1:U:406:ALA:HB1	1:U:411:VAL:HG12	1.93	0.50
1:V:205:ILE:HA	1:V:213:VAL:HG22	1.94	0.50
1:Z:77:VAL:HG13	1:Z:78:ALA:N	2.25	0.50
1:1:26:ALA:O	1:1:56:VAL:HG11	2.11	0.50
1:2:134:LEU:O	1:2:136:VAL:HG23	2.10	0.50
1:B:77:VAL:CG1	1:B:78:ALA:N	2.74	0.50
1:D:87:ASP:CG	1:D:88:GLY:H	2.15	0.50
1:D:151:SER:HB3	1:D:399:ALA:HA	1.92	0.50
1:E:70:GLY:HA2	1:E:73:MET:CE	2.42	0.50

Continued on next page...

Continued from previous page...

Atom-1	Atom-2	Interatomic distance (Å)	Clash overlap (Å)
1:F:69:MET:O	1:F:73:MET:HG3	2.12	0.50
1:F:247:LEU:O	1:F:273:VAL:HG13	2.12	0.50
1:G:77:VAL:HG11	1:G:510:VAL:CG2	2.42	0.50
1:G:88:GLY:O	1:G:91:THR:N	2.44	0.50
1:G:381:VAL:HG12	1:G:382:GLY:N	2.27	0.50
1:I:8:PHE:HE1	1:I:519:CYS:SG	2.34	0.50
1:I:198:GLY:HA3	1:I:328:ASP:HA	1.92	0.50
1:J:420:ILE:HD11	1:J:451:LEU:HB3	1.93	0.50
1:K:488:MET:HE3	1:K:493:ILE:HB	1.94	0.50
1:L:112:ASN:OD1	1:L:114:MET:N	2.45	0.50
1:L:510:VAL:O	1:L:511:ALA:C	2.49	0.50
1:N:26:ALA:O	1:N:56:VAL:HG11	2.11	0.50
1:O:87:ASP:CG	1:O:88:GLY:H	2.14	0.50
1:O:198:GLY:HA3	1:O:328:ASP:HA	1.93	0.50
1:P:77:VAL:CG1	1:P:78:ALA:N	2.73	0.50
1:Q:305:ILE:O	1:Q:305:ILE:HG22	2.12	0.50
1:Q:488:MET:CE	1:Q:493:ILE:HG21	2.42	0.50
1:S:349:ILE:HA	1:S:352:GLN:CG	2.42	0.50
1:U:174:VAL:HB	1:U:376:VAL:HG13	1.93	0.50
1:X:23:LEU:CD2	1:X:75:LYS:HB2	2.42	0.50
1:X:23:LEU:HD22	1:X:75:LYS:HB2	1.94	0.50
1:Y:112:ASN:OD1	1:Y:114:MET:N	2.44	0.50
1:Z:266:THR:HG21	1:Z:273:VAL:N	2.26	0.50
1:1:120:ILE:HG13	1:1:439:GLY:O	2.12	0.50
1:1:175:ILE:HA	1:1:377:ALA:HB3	1.94	0.50
1:1:206:ASN:HD21	1:1:214:GLU:H	1.59	0.50
1:A:305:ILE:O	1:A:305:ILE:HG22	2.11	0.50
1:B:233:MET:C	1:B:235:PRO:HD2	2.32	0.50
1:C:24:ALA:HB3	1:C:97:GLN:HE21	1.77	0.50
1:D:417:VAL:HG23	1:D:418:ALA:H	1.77	0.50
1:E:417:VAL:HG21	1:E:488:MET:HG3	1.94	0.50
1:F:87:ASP:CG	1:F:88:GLY:H	2.15	0.50
1:G:499:VAL:CG2	1:G:500:THR:N	2.74	0.50
1:G:524:LEU:O	1:G:526:LYS:N	2.36	0.50
1:J:77:VAL:HG13	1:J:78:ALA:N	2.26	0.50
1:J:486:GLY:C	1:J:491:MET:HE2	2.31	0.50
1:K:130:GLU:HB3	1:K:422:VAL:HG13	1.93	0.50
1:K:205:ILE:HA	1:K:213:VAL:HG22	1.92	0.50
1:L:258:ALA:O	1:L:262:LEU:HG	2.12	0.50
1:M:217:SER:N	1:M:218:PRO:CD	2.75	0.50
1:N:510:VAL:O	1:N:511:ALA:C	2.50	0.50

Continued on next page...

Continued from previous page...

Atom-1	Atom-2	Interatomic distance (Å)	Clash overlap (Å)
1:S:61:GLU:C	1:S:62:LEU:HD23	2.32	0.50
1:S:325:ILE:HG22	1:S:330:THR:HA	1.93	0.50
1:S:338:GLU:C	1:S:340:ALA:H	2.15	0.50
1:U:180:GLY:H	1:U:389:MET:HE2	1.75	0.50
1:W:417:VAL:HG23	1:W:418:ALA:H	1.76	0.50
1:X:26:ALA:O	1:X:56:VAL:HG11	2.11	0.50
1:1:477:GLY:HA3	1:1:488:MET:SD	2.51	0.50
1:C:23:LEU:HD22	1:C:75:LYS:HB2	1.94	0.50
1:D:177:VAL:HG21	1:D:397:GLU:HG2	1.94	0.50
1:D:414:GLY:N	1:D:494:LEU:HA	2.27	0.50
1:E:325:ILE:HG22	1:E:330:THR:HA	1.93	0.50
1:F:183:LEU:CA	1:F:383:ALA:HB3	2.41	0.50
1:I:219:PHE:O	1:I:247:LEU:HD12	2.12	0.50
1:J:417:VAL:HG23	1:J:418:ALA:N	2.26	0.50
1:L:170:GLY:C	1:L:172:GLU:H	2.16	0.50
1:M:404:ARG:HH11	1:M:404:ARG:CG	2.24	0.50
1:N:87:ASP:CG	1:N:88:GLY:H	2.15	0.50
1:N:449:ALA:O	1:N:450:PRO:C	2.50	0.50
1:O:524:LEU:O	1:O:526:LYS:N	2.36	0.50
1:Q:419:LEU:HD21	1:Q:500:THR:HG22	1.93	0.50
1:R:206:ASN:HD21	1:R:214:GLU:H	1.58	0.50
1:R:258:ALA:O	1:R:262:LEU:HG	2.11	0.50
1:S:13:ARG:O	1:S:16:MET:N	2.45	0.50
1:S:381:VAL:HG12	1:S:382:GLY:N	2.26	0.50
1:T:87:ASP:CG	1:T:88:GLY:H	2.15	0.50
1:1:87:ASP:CG	1:1:88:GLY:H	2.14	0.50
1:2:26:ALA:O	1:2:56:VAL:HG11	2.12	0.50
1:2:129:GLU:O	1:2:132:LYS:N	2.45	0.50
1:A:66:PHE:CE1	1:A:522:THR:CG2	2.95	0.49
1:A:258:ALA:O	1:A:262:LEU:HG	2.12	0.49
1:A:266:THR:HG21	1:A:273:VAL:N	2.27	0.49
1:D:88:GLY:O	1:D:91:THR:N	2.44	0.49
1:E:349:ILE:HA	1:E:352:GLN:CG	2.42	0.49
1:F:8:PHE:CE1	1:F:519:CYS:SG	3.04	0.49
1:F:325:ILE:HG22	1:F:330:THR:HA	1.94	0.49
1:H:453:GLN:O	1:H:456:LEU:N	2.37	0.49
1:I:272:LYS:HZ1	1:J:228:SER:HB3	1.76	0.49
1:J:349:ILE:HA	1:J:352:GLN:CG	2.42	0.49
1:J:465:VAL:O	1:J:469:VAL:HG23	2.13	0.49
1:L:66:PHE:HE1	1:L:522:THR:HG22	1.73	0.49
1:L:313:THR:O	1:L:317:LEU:HD13	2.12	0.49

Continued on next page...

Continued from previous page...

Atom-1	Atom-2	Interatomic distance (Å)	Clash overlap (Å)
1:P:129:GLU:C	1:P:131:LEU:N	2.62	0.49
1:P:170:GLY:C	1:P:172:GLU:H	2.16	0.49
1:P:313:THR:O	1:P:317:LEU:HD13	2.12	0.49
1:Q:26:ALA:O	1:Q:56:VAL:HG11	2.11	0.49
1:Q:313:THR:O	1:Q:317:LEU:HD13	2.12	0.49
1:S:258:ALA:O	1:S:262:LEU:HG	2.12	0.49
1:T:26:ALA:O	1:T:56:VAL:HG11	2.11	0.49
1:T:266:THR:HG21	1:T:273:VAL:N	2.27	0.49
1:T:325:ILE:HG22	1:T:330:THR:HA	1.94	0.49
1:T:417:VAL:HG23	1:T:418:ALA:H	1.77	0.49
1:U:66:PHE:O	1:U:67:GLU:C	2.49	0.49
1:U:170:GLY:C	1:U:172:GLU:H	2.15	0.49
1:V:69:MET:O	1:V:73:MET:HG3	2.12	0.49
1:W:77:VAL:HG11	1:W:510:VAL:CG2	2.42	0.49
1:W:112:ASN:OD1	1:W:114:MET:N	2.45	0.49
1:X:361:ASP:O	1:X:365:LEU:HG	2.11	0.49
1:Y:313:THR:O	1:Y:317:LEU:HD13	2.12	0.49
1:Z:70:GLY:HA2	1:Z:73:MET:CE	2.42	0.49
1:Z:134:LEU:O	1:Z:136:VAL:HG23	2.12	0.49
1:Z:313:THR:O	1:Z:317:LEU:HD13	2.11	0.49
1:1:23:LEU:HD22	1:1:75:LYS:HB2	1.94	0.49
1:1:233:MET:C	1:1:235:PRO:HD2	2.33	0.49
1:1:417:VAL:HG23	1:1:418:ALA:N	2.27	0.49
1:A:330:THR:CG2	1:A:331:THR:N	2.75	0.49
1:B:69:MET:O	1:B:73:MET:HG3	2.12	0.49
1:C:151:SER:HB3	1:C:399:ALA:HA	1.94	0.49
1:D:26:ALA:O	1:D:56:VAL:HG11	2.11	0.49
1:D:206:ASN:HD21	1:D:214:GLU:H	1.60	0.49
1:E:258:ALA:O	1:E:262:LEU:HG	2.11	0.49
1:F:64:ASP:C	1:F:64:ASP:OD1	2.50	0.49
1:F:206:ASN:HD21	1:F:214:GLU:H	1.58	0.49
1:I:183:LEU:CA	1:I:383:ALA:HB3	2.42	0.49
1:J:259:LEU:O	1:J:263:VAL:HG23	2.12	0.49
1:O:8:PHE:CE1	1:O:519:CYS:SG	3.03	0.49
1:P:180:GLY:H	1:P:389:MET:HE2	1.77	0.49
1:P:369:VAL:HG23	1:P:370:ALA:N	2.26	0.49
1:P:417:VAL:HG23	1:P:418:ALA:N	2.27	0.49
1:Q:66:PHE:CE1	1:Q:522:THR:CG2	2.94	0.49
1:Q:455:VAL:HG12	1:Q:455:VAL:O	2.12	0.49
1:T:34:LYS:HG3	1:T:458:CYS:SG	2.52	0.49
1:W:449:ALA:HB3	1:W:450:PRO:CD	2.41	0.49

Continued on next page...

Continued from previous page...

Atom-1	Atom-2	Interatomic distance (Å)	Clash overlap (Å)
1:Y:417:VAL:HG21	1:Y:488:MET:HG3	1.94	0.49
1:Z:66:PHE:O	1:Z:67:GLU:C	2.51	0.49
1:D:230:ILE:CD1	1:D:261:THR:HG21	2.23	0.49
1:D:381:VAL:HG12	1:D:382:GLY:N	2.28	0.49
1:F:66:PHE:O	1:F:67:GLU:C	2.49	0.49
1:F:205:ILE:HA	1:F:213:VAL:HG22	1.93	0.49
1:G:177:VAL:HG21	1:G:397:GLU:HG2	1.94	0.49
1:G:404:ARG:HH11	1:G:404:ARG:CG	2.25	0.49
1:H:69:MET:SD	1:N:41:ASP:HB2	2.52	0.49
1:H:349:ILE:HA	1:H:352:GLN:CG	2.42	0.49
1:H:517:THR:HG23	1:N:37:ASN:O	2.11	0.49
1:O:233:MET:C	1:O:235:PRO:HD2	2.33	0.49
1:Q:12:ALA:HB1	1:Q:520:MET:HG3	1.95	0.49
1:Q:17:LEU:O	1:Q:20:VAL:HG22	2.12	0.49
1:Q:177:VAL:HG21	1:Q:397:GLU:HG2	1.94	0.49
1:Q:266:THR:HG21	1:Q:273:VAL:N	2.24	0.49
1:R:87:ASP:CG	1:R:88:GLY:H	2.16	0.49
1:S:69:MET:O	1:S:73:MET:HG3	2.12	0.49
1:S:417:VAL:HG21	1:S:488:MET:HG3	1.94	0.49
1:T:88:GLY:O	1:T:91:THR:N	2.44	0.49
1:U:499:VAL:CG2	1:U:500:THR:N	2.75	0.49
1:V:198:GLY:HA3	1:V:328:ASP:HA	1.93	0.49
1:V:338:GLU:C	1:V:340:ALA:H	2.15	0.49
1:W:413:ALA:O	1:W:417:VAL:HG23	2.12	0.49
1:X:177:VAL:HG21	1:X:397:GLU:HG2	1.95	0.49
1:1:330:THR:CG2	1:1:331:THR:N	2.75	0.49
1:2:129:GLU:C	1:2:131:LEU:N	2.65	0.49
1:A:453:GLN:O	1:A:456:LEU:N	2.39	0.49
1:C:70:GLY:HA2	1:C:73:MET:CE	2.43	0.49
1:C:241:ALA:HB1	1:D:231:ARG:HH12	1.76	0.49
1:C:325:ILE:HG22	1:C:330:THR:HA	1.94	0.49
1:D:170:GLY:C	1:D:172:GLU:H	2.16	0.49
1:D:413:ALA:O	1:D:417:VAL:HG23	2.12	0.49
1:F:417:VAL:HG23	1:F:418:ALA:H	1.77	0.49
1:J:41:ASP:OD1	1:K:69:MET:HG2	2.12	0.49
1:J:134:LEU:O	1:J:136:VAL:HG23	2.12	0.49
1:J:205:ILE:HA	1:J:213:VAL:HG22	1.94	0.49
1:K:9:GLY:O	1:K:10:ASN:C	2.51	0.49
1:L:177:VAL:HG21	1:L:397:GLU:HG2	1.95	0.49
1:M:82:ASN:HB2	1:M:89:THR:HG22	1.91	0.49
1:N:13:ARG:HA	1:N:16:MET:HE2	1.93	0.49

Continued on next page...

Continued from previous page...

Atom-1	Atom-2	Interatomic distance (Å)	Clash overlap (Å)
1:N:77:VAL:CG1	1:N:78:ALA:N	2.74	0.49
1:N:129:GLU:C	1:N:131:LEU:N	2.64	0.49
1:O:338:GLU:C	1:O:340:ALA:H	2.16	0.49
1:Q:183:LEU:CA	1:Q:383:ALA:HB3	2.41	0.49
1:R:77:VAL:HG13	1:R:78:ALA:N	2.26	0.49
1:R:381:VAL:HG12	1:R:382:GLY:N	2.27	0.49
1:U:23:LEU:CD2	1:U:75:LYS:HB2	2.42	0.49
1:W:77:VAL:CG1	1:W:510:VAL:HG21	2.42	0.49
1:W:183:LEU:CA	1:W:383:ALA:HB3	2.42	0.49
1:W:330:THR:CG2	1:W:331:THR:N	2.75	0.49
1:X:272:LYS:HZ1	1:Y:228:SER:HB3	1.78	0.49
1:Y:27:VAL:C	1:Y:29:VAL:H	2.16	0.49
1:Y:349:ILE:HA	1:Y:352:GLN:CG	2.41	0.49
1:1:13:ARG:O	1:1:16:MET:N	2.45	0.49
1:1:129:GLU:C	1:1:131:LEU:N	2.63	0.49
1:A:129:GLU:C	1:A:131:LEU:N	2.62	0.49
1:C:70:GLY:HA2	1:C:73:MET:HE3	1.94	0.49
1:C:404:ARG:HH11	1:C:404:ARG:CG	2.25	0.49
1:F:88:GLY:O	1:F:91:THR:N	2.45	0.49
1:I:325:ILE:HG22	1:I:330:THR:HA	1.95	0.49
1:I:338:GLU:C	1:I:340:ALA:H	2.16	0.49
1:J:46:ALA:CB	1:K:76:GLU:HG3	2.39	0.49
1:K:120:ILE:HG13	1:K:439:GLY:O	2.13	0.49
1:K:338:GLU:C	1:K:340:ALA:H	2.15	0.49
1:L:10:ASN:O	1:L:13:ARG:N	2.43	0.49
1:L:57:ALA:O	1:L:60:ILE:N	2.43	0.49
1:N:404:ARG:HH11	1:N:404:ARG:CG	2.25	0.49
1:P:510:VAL:O	1:P:511:ALA:C	2.51	0.49
1:R:77:VAL:CG1	1:R:510:VAL:HG21	2.42	0.49
1:S:12:ALA:HB1	1:S:520:MET:HG3	1.93	0.49
1:T:70:GLY:HA2	1:T:73:MET:CE	2.41	0.49
1:T:349:ILE:HA	1:T:352:GLN:CG	2.42	0.49
1:U:313:THR:O	1:U:317:LEU:HD13	2.13	0.49
1:V:177:VAL:HG21	1:V:397:GLU:HG2	1.95	0.49
1:W:338:GLU:C	1:W:340:ALA:H	2.16	0.49
1:X:313:THR:O	1:X:317:LEU:HD13	2.12	0.49
1:X:381:VAL:HG12	1:X:382:GLY:N	2.26	0.49
1:X:510:VAL:O	1:X:511:ALA:C	2.51	0.49
1:Z:404:ARG:HH11	1:Z:404:ARG:CG	2.25	0.49
1:2:177:VAL:HG21	1:2:397:GLU:CG	2.42	0.49
1:A:330:THR:CG2	1:A:331:THR:H	2.24	0.49

Continued on next page...

Continued from previous page...

Atom-1	Atom-2	Interatomic distance (Å)	Clash overlap (Å)
1:B:325:ILE:HG22	1:B:330:THR:HA	1.93	0.49
1:B:404:ARG:HH11	1:B:404:ARG:CG	2.25	0.49
1:B:420:ILE:HD12	1:B:451:LEU:HD22	1.93	0.49
1:D:70:GLY:HA2	1:D:73:MET:HE3	1.93	0.49
1:F:24:ALA:O	1:F:26:ALA:N	2.46	0.49
1:F:313:THR:O	1:F:317:LEU:HD13	2.12	0.49
1:F:349:ILE:HA	1:F:352:GLN:CG	2.43	0.49
1:I:26:ALA:O	1:I:56:VAL:HG11	2.11	0.49
1:I:134:LEU:N	1:I:134:LEU:CD2	2.76	0.49
1:I:361:ASP:O	1:I:365:LEU:HG	2.12	0.49
1:L:23:LEU:HD22	1:L:75:LYS:HB2	1.95	0.49
1:M:151:SER:HB3	1:M:399:ALA:HA	1.93	0.49
1:N:456:LEU:C	1:N:458:CYS:H	2.15	0.49
1:O:177:VAL:HG21	1:O:397:GLU:HG2	1.94	0.49
1:P:338:GLU:C	1:P:340:ALA:H	2.14	0.49
1:Q:9:GLY:O	1:Q:10:ASN:C	2.50	0.49
1:W:61:GLU:C	1:W:62:LEU:HD23	2.33	0.49
1:Y:183:LEU:CA	1:Y:383:ALA:HB3	2.42	0.49
1:Z:183:LEU:CA	1:Z:383:ALA:HB3	2.41	0.49
1:Z:381:VAL:HG12	1:Z:382:GLY:N	2.27	0.49
1:1:305:ILE:O	1:1:305:ILE:HG22	2.12	0.49
1:2:325:ILE:HG22	1:2:330:THR:HA	1.95	0.49
1:2:420:ILE:HD11	1:2:451:LEU:HB3	1.93	0.49
1:2:499:VAL:CG2	1:2:500:THR:N	2.76	0.49
1:A:24:ALA:HB3	1:A:97:GLN:HE21	1.76	0.49
1:A:70:GLY:HA2	1:A:73:MET:HE3	1.95	0.49
1:C:456:LEU:C	1:C:458:CYS:H	2.14	0.49
1:D:8:PHE:CE1	1:D:519:CYS:SG	3.04	0.49
1:D:404:ARG:HH11	1:D:404:ARG:CG	2.25	0.49
1:D:499:VAL:CG2	1:D:500:THR:N	2.76	0.49
1:E:25:ASP:OD1	1:E:28:LYS:HE2	2.12	0.49
1:E:198:GLY:HA3	1:E:328:ASP:HA	1.94	0.49
1:E:420:ILE:HD11	1:E:451:LEU:HB3	1.93	0.49
1:E:487:ASN:O	1:E:491:MET:HG3	2.13	0.49
1:G:77:VAL:HG11	1:G:510:VAL:HG21	1.92	0.49
1:G:130:GLU:HB3	1:G:422:VAL:HG13	1.94	0.49
1:I:70:GLY:HA2	1:I:73:MET:HE3	1.95	0.49
1:K:66:PHE:O	1:K:67:GLU:C	2.51	0.49
1:L:404:ARG:HH11	1:L:404:ARG:CG	2.25	0.49
1:M:10:ASN:O	1:M:13:ARG:N	2.45	0.49
1:N:183:LEU:CA	1:N:383:ALA:HB3	2.41	0.49

Continued on next page...

Continued from previous page...

Atom-1	Atom-2	Interatomic distance (Å)	Clash overlap (Å)
1:N:230:ILE:CD1	1:N:261:THR:HG21	2.22	0.49
1:Q:91:THR:O	1:Q:94:VAL:HG13	2.13	0.49
1:T:420:ILE:CD1	1:T:451:LEU:HD22	2.41	0.49
1:V:349:ILE:HA	1:V:352:GLN:CG	2.43	0.49
1:W:349:ILE:HA	1:W:352:GLN:CG	2.43	0.49
1:X:205:ILE:HA	1:X:213:VAL:HG22	1.94	0.49
1:Y:87:ASP:CG	1:Y:88:GLY:H	2.15	0.49
1:B:258:ALA:O	1:B:262:LEU:HG	2.12	0.49
1:B:465:VAL:O	1:B:469:VAL:HG23	2.13	0.49
1:C:338:GLU:C	1:C:340:ALA:H	2.15	0.49
1:C:381:VAL:HG12	1:C:382:GLY:N	2.28	0.49
1:C:420:ILE:HD12	1:C:451:LEU:HD22	1.93	0.49
1:D:23:LEU:HD22	1:D:75:LYS:HB2	1.95	0.49
1:D:313:THR:O	1:D:317:LEU:HD13	2.12	0.49
1:G:77:VAL:CG1	1:G:510:VAL:HG21	2.43	0.49
1:G:129:GLU:O	1:G:132:LYS:N	2.46	0.49
1:G:338:GLU:C	1:G:340:ALA:H	2.15	0.49
1:H:26:ALA:O	1:H:56:VAL:HG11	2.13	0.49
1:H:151:SER:HB3	1:H:399:ALA:HA	1.95	0.49
1:I:451:LEU:O	1:I:453:GLN:N	2.46	0.49
1:L:206:ASN:HD21	1:L:214:GLU:H	1.58	0.49
1:M:73:MET:O	1:M:76:GLU:N	2.46	0.49
1:M:258:ALA:O	1:M:262:LEU:HG	2.13	0.49
1:M:313:THR:O	1:M:317:LEU:HD13	2.12	0.49
1:O:70:GLY:HA2	1:O:73:MET:CE	2.43	0.49
1:O:325:ILE:HG22	1:O:330:THR:HA	1.93	0.49
1:R:112:ASN:OD1	1:R:114:MET:N	2.46	0.49
1:R:417:VAL:HG21	1:R:488:MET:HG3	1.95	0.49
1:T:456:LEU:C	1:T:458:CYS:H	2.16	0.49
1:U:414:GLY:N	1:U:494:LEU:HA	2.26	0.49
1:W:24:ALA:HB3	1:W:97:GLN:HE21	1.77	0.49
1:W:88:GLY:O	1:W:91:THR:N	2.44	0.49
1:W:198:GLY:HA3	1:W:328:ASP:HA	1.94	0.49
1:W:381:VAL:HG12	1:W:382:GLY:N	2.28	0.49
1:X:64:ASP:C	1:X:64:ASP:OD1	2.50	0.49
1:Z:180:GLY:H	1:Z:389:MET:HE2	1.78	0.49
1:Z:440:ILE:O	1:Z:443:ALA:N	2.46	0.49
1:1:330:THR:CG2	1:1:331:THR:H	2.26	0.49
1:1:524:LEU:CD1	1:1:525:PRO:HD2	2.30	0.49
1:C:349:ILE:HA	1:C:352:GLN:CG	2.42	0.49
1:D:266:THR:HG21	1:D:273:VAL:N	2.26	0.49

Continued on next page...

Continued from previous page...

Atom-1	Atom-2	Interatomic distance (Å)	Clash overlap (Å)
1:E:174:VAL:HB	1:E:376:VAL:HG13	1.94	0.49
1:G:9:GLY:O	1:G:10:ASN:C	2.50	0.49
1:G:258:ALA:O	1:G:262:LEU:HG	2.13	0.49
1:H:313:THR:O	1:H:317:LEU:HD13	2.13	0.49
1:J:338:GLU:C	1:J:340:ALA:H	2.16	0.49
1:K:73:MET:O	1:K:76:GLU:N	2.46	0.49
1:L:259:LEU:O	1:L:263:VAL:HG23	2.13	0.49
1:M:381:VAL:HG12	1:M:382:GLY:N	2.27	0.49
1:M:464:VAL:O	1:M:465:VAL:C	2.50	0.49
1:N:381:VAL:HG12	1:N:382:GLY:N	2.27	0.49
1:O:129:GLU:C	1:O:131:LEU:N	2.65	0.49
1:O:171:LYS:HB2	1:O:407:VAL:HG11	1.95	0.49
1:P:325:ILE:HG22	1:P:330:THR:HA	1.94	0.49
1:R:24:ALA:HB3	1:R:97:GLN:HE21	1.78	0.49
1:S:66:PHE:O	1:S:67:GLU:C	2.50	0.49
1:S:230:ILE:CD1	1:S:261:THR:HG21	2.22	0.49
1:S:404:ARG:HH11	1:S:404:ARG:CG	2.25	0.49
1:S:465:VAL:O	1:S:469:VAL:HG23	2.13	0.49
1:V:73:MET:O	1:V:76:GLU:N	2.45	0.49
1:X:349:ILE:HA	1:X:352:GLN:CG	2.42	0.49
1:1:214:GLU:C	1:1:215:LEU:HD23	2.33	0.49
1:2:10:ASN:O	1:2:13:ARG:N	2.45	0.49
1:A:420:ILE:HD11	1:A:451:LEU:HB3	1.95	0.49
1:B:417:VAL:HG21	1:B:488:MET:HG3	1.95	0.49
1:C:61:GLU:C	1:C:62:LEU:HD23	2.33	0.49
1:C:330:THR:CG2	1:C:331:THR:H	2.26	0.49
1:D:112:ASN:OD1	1:D:114:MET:N	2.46	0.49
1:G:13:ARG:O	1:G:16:MET:N	2.46	0.49
1:H:330:THR:CG2	1:H:331:THR:H	2.24	0.49
1:I:34:LYS:HG3	1:I:458:CYS:SG	2.51	0.49
1:I:134:LEU:O	1:I:136:VAL:HG23	2.12	0.49
1:I:313:THR:O	1:I:317:LEU:HD13	2.13	0.49
1:J:453:GLN:O	1:J:456:LEU:N	2.40	0.49
1:K:456:LEU:C	1:K:458:CYS:H	2.15	0.49
1:M:64:ASP:C	1:M:64:ASP:OD1	2.52	0.49
1:M:349:ILE:HA	1:M:352:GLN:CG	2.43	0.49
1:P:77:VAL:HG13	1:P:78:ALA:N	2.26	0.49
1:P:266:THR:HG21	1:P:273:VAL:N	2.26	0.49
1:Q:57:ALA:O	1:Q:60:ILE:N	2.43	0.49
1:Q:258:ALA:O	1:Q:262:LEU:HG	2.12	0.49
1:R:417:VAL:HG23	1:R:418:ALA:H	1.77	0.49

Continued on next page...

Continued from previous page...

Atom-1	Atom-2	Interatomic distance (Å)	Clash overlap (Å)
1:T:24:ALA:O	1:T:26:ALA:N	2.46	0.49
1:U:134:LEU:O	1:U:136:VAL:HG23	2.13	0.49
1:U:183:LEU:CA	1:U:383:ALA:HB3	2.43	0.49
1:U:440:ILE:O	1:U:443:ALA:N	2.46	0.49
1:V:330:THR:CG2	1:V:331:THR:H	2.24	0.49
1:V:381:VAL:HG12	1:V:382:GLY:N	2.27	0.49
1:W:330:THR:CG2	1:W:331:THR:H	2.25	0.49
1:Y:381:VAL:HG12	1:Y:382:GLY:N	2.27	0.49
1:A:69:MET:O	1:A:73:MET:HG3	2.12	0.48
1:A:510:VAL:O	1:A:511:ALA:C	2.51	0.48
1:D:23:LEU:CD2	1:D:75:LYS:HB2	2.43	0.48
1:E:13:ARG:HA	1:E:16:MET:HE2	1.94	0.48
1:G:313:THR:O	1:G:317:LEU:HD13	2.13	0.48
1:G:455:VAL:HG12	1:G:455:VAL:O	2.13	0.48
1:H:266:THR:HG21	1:H:273:VAL:N	2.28	0.48
1:I:73:MET:O	1:I:76:GLU:N	2.46	0.48
1:I:88:GLY:O	1:I:91:THR:N	2.46	0.48
1:I:479:ASN:OD1	1:I:493:ILE:HD11	2.13	0.48
1:K:134:LEU:N	1:K:134:LEU:CD2	2.76	0.48
1:K:420:ILE:HD12	1:K:451:LEU:HD22	1.94	0.48
1:K:510:VAL:O	1:K:511:ALA:C	2.52	0.48
1:M:25:ASP:OD1	1:M:28:LYS:HE2	2.13	0.48
1:M:129:GLU:C	1:M:131:LEU:N	2.66	0.48
1:N:66:PHE:CE1	1:N:522:THR:CG2	2.95	0.48
1:N:330:THR:CG2	1:N:331:THR:H	2.24	0.48
1:N:465:VAL:O	1:N:469:VAL:HG23	2.12	0.48
1:O:266:THR:HG21	1:O:273:VAL:N	2.25	0.48
1:P:87:ASP:CG	1:P:88:GLY:H	2.17	0.48
1:P:258:ALA:O	1:P:262:LEU:HG	2.12	0.48
1:R:77:VAL:HG11	1:R:510:VAL:CG2	2.42	0.48
1:R:134:LEU:O	1:R:136:VAL:HG23	2.13	0.48
1:R:338:GLU:C	1:R:340:ALA:H	2.16	0.48
1:S:453:GLN:O	1:S:456:LEU:N	2.39	0.48
1:V:420:ILE:HD12	1:V:451:LEU:HD22	1.95	0.48
1:W:16:MET:O	1:W:20:VAL:HG13	2.13	0.48
1:W:325:ILE:HG22	1:W:330:THR:HA	1.94	0.48
1:W:487:ASN:O	1:W:491:MET:HG3	2.13	0.48
1:X:46:ALA:CB	1:Y:76:GLU:HG3	2.43	0.48
1:X:404:ARG:HH11	1:X:404:ARG:CG	2.25	0.48
1:Z:24:ALA:CB	1:Z:97:GLN:HE21	2.26	0.48
1:Z:330:THR:CG2	1:Z:331:THR:H	2.26	0.48

Continued on next page...

Continued from previous page...

Atom-1	Atom-2	Interatomic distance (Å)	Clash overlap (Å)
1:2:180:GLY:H	1:2:389:MET:HE2	1.78	0.48
1:2:258:ALA:O	1:2:262:LEU:HG	2.13	0.48
1:A:64:ASP:OD1	1:A:64:ASP:C	2.51	0.48
1:A:349:ILE:HA	1:A:352:GLN:CG	2.42	0.48
1:A:404:ARG:HH11	1:A:404:ARG:CG	2.26	0.48
1:E:338:GLU:C	1:E:340:ALA:H	2.16	0.48
1:F:23:LEU:HD22	1:F:75:LYS:HB2	1.95	0.48
1:F:486:GLY:C	1:F:491:MET:HE2	2.33	0.48
1:H:381:VAL:HG12	1:H:382:GLY:N	2.28	0.48
1:H:404:ARG:HH11	1:H:404:ARG:CG	2.25	0.48
1:I:85:ALA:HB1	1:I:499:VAL:CG1	2.36	0.48
1:J:176:THR:HG21	1:J:333:ILE:HD11	1.95	0.48
1:L:62:LEU:N	1:L:62:LEU:CD2	2.72	0.48
1:L:134:LEU:O	1:L:136:VAL:HG23	2.12	0.48
1:L:330:THR:CG2	1:L:331:THR:N	2.76	0.48
1:M:9:GLY:O	1:M:10:ASN:C	2.50	0.48
1:N:338:GLU:C	1:N:340:ALA:H	2.15	0.48
1:R:183:LEU:CA	1:R:383:ALA:HB3	2.43	0.48
1:S:38:VAL:HG22	1:T:519:CYS:HB3	1.94	0.48
1:T:27:VAL:C	1:T:29:VAL:H	2.17	0.48
1:T:413:ALA:O	1:T:417:VAL:HG23	2.13	0.48
1:U:404:ARG:HH11	1:U:404:ARG:CG	2.25	0.48
1:V:493:ILE:O	1:V:493:ILE:HG22	2.13	0.48
1:W:27:VAL:C	1:W:29:VAL:H	2.17	0.48
1:X:57:ALA:O	1:X:60:ILE:N	2.44	0.48
1:Y:447:MET:HE3	1:Y:504:LEU:HD21	1.94	0.48
1:Z:449:ALA:HB3	1:Z:450:PRO:CD	2.38	0.48
1:1:266:THR:HG21	1:1:273:VAL:N	2.27	0.48
1:2:13:ARG:O	1:2:16:MET:N	2.45	0.48
1:2:465:VAL:O	1:2:469:VAL:HG23	2.13	0.48
1:2:486:GLY:C	1:2:491:MET:HE2	2.33	0.48
1:A:88:GLY:O	1:A:91:THR:N	2.46	0.48
1:A:177:VAL:HG21	1:A:397:GLU:HG2	1.96	0.48
1:A:325:ILE:HG22	1:A:330:THR:HA	1.94	0.48
1:C:120:ILE:HG13	1:C:439:GLY:O	2.13	0.48
1:C:330:THR:CG2	1:C:331:THR:N	2.76	0.48
1:D:134:LEU:O	1:D:136:VAL:HG23	2.12	0.48
1:D:330:THR:CG2	1:D:331:THR:H	2.26	0.48
1:D:330:THR:CG2	1:D:331:THR:N	2.76	0.48
1:D:453:GLN:O	1:D:456:LEU:N	2.36	0.48
1:E:23:LEU:HD22	1:E:75:LYS:HB2	1.95	0.48

Continued on next page...

Continued from previous page...

Atom-1	Atom-2	Interatomic distance (Å)	Clash overlap (Å)
1:E:313:THR:O	1:E:317:LEU:HD13	2.13	0.48
1:H:62:LEU:N	1:H:62:LEU:CD2	2.68	0.48
1:I:25:ASP:OD1	1:I:28:LYS:HE2	2.13	0.48
1:I:129:GLU:C	1:I:131:LEU:N	2.64	0.48
1:J:70:GLY:HA2	1:J:73:MET:HE2	1.94	0.48
1:K:127:ALA:HB1	1:K:422:VAL:HG11	1.96	0.48
1:K:381:VAL:HG12	1:K:382:GLY:N	2.28	0.48
1:K:499:VAL:CG2	1:K:500:THR:N	2.77	0.48
1:N:499:VAL:HG22	1:N:500:THR:N	2.29	0.48
1:O:313:THR:O	1:O:317:LEU:HD13	2.13	0.48
1:O:349:ILE:HA	1:O:352:GLN:CG	2.43	0.48
1:O:464:VAL:O	1:O:465:VAL:C	2.52	0.48
1:P:214:GLU:C	1:P:215:LEU:HD23	2.34	0.48
1:Q:259:LEU:O	1:Q:263:VAL:HG23	2.13	0.48
1:U:420:ILE:HD12	1:U:451:LEU:HD22	1.94	0.48
1:V:456:LEU:C	1:V:458:CYS:H	2.15	0.48
1:W:8:PHE:HE1	1:W:519:CYS:SG	2.35	0.48
1:W:486:GLY:C	1:W:491:MET:HE2	2.34	0.48
1:W:524:LEU:O	1:W:526:LYS:N	2.38	0.48
1:Y:258:ALA:O	1:Y:262:LEU:HG	2.13	0.48
1:1:198:GLY:HA3	1:1:328:ASP:HA	1.94	0.48
1:2:338:GLU:C	1:2:340:ALA:H	2.15	0.48
1:2:417:VAL:HG21	1:2:488:MET:HG3	1.95	0.48
1:A:417:VAL:HG23	1:A:418:ALA:H	1.78	0.48
1:B:414:GLY:N	1:B:494:LEU:HA	2.28	0.48
1:C:453:GLN:O	1:C:456:LEU:N	2.39	0.48
1:D:338:GLU:C	1:D:340:ALA:H	2.16	0.48
1:E:129:GLU:C	1:E:131:LEU:N	2.65	0.48
1:E:247:LEU:O	1:E:273:VAL:HG13	2.12	0.48
1:G:349:ILE:HA	1:G:352:GLN:CG	2.43	0.48
1:H:40:LEU:HD13	1:H:59:GLU:HG3	1.94	0.48
1:J:24:ALA:O	1:J:26:ALA:N	2.46	0.48
1:J:180:GLY:H	1:J:389:MET:HE2	1.78	0.48
1:K:330:THR:CG2	1:K:331:THR:N	2.75	0.48
1:M:338:GLU:C	1:M:340:ALA:H	2.16	0.48
1:N:27:VAL:C	1:N:29:VAL:H	2.17	0.48
1:N:77:VAL:HG13	1:N:78:ALA:N	2.27	0.48
1:P:26:ALA:O	1:P:56:VAL:HG11	2.14	0.48
1:P:383:ALA:HB1	1:Q:281:PHE:HZ	1.77	0.48
1:Q:179:ASP:HB3	1:Q:389:MET:HE1	1.95	0.48
1:Q:404:ARG:HH11	1:Q:404:ARG:CG	2.25	0.48

Continued on next page...

Continued from previous page...

Atom-1	Atom-2	Interatomic distance (Å)	Clash overlap (Å)
1:S:456:LEU:C	1:S:458:CYS:H	2.16	0.48
1:V:82:ASN:HB2	1:V:89:THR:HG22	1.92	0.48
1:V:259:LEU:O	1:V:263:VAL:HG23	2.13	0.48
1:W:13:ARG:O	1:W:16:MET:N	2.47	0.48
1:W:120:ILE:HG13	1:W:439:GLY:O	2.13	0.48
1:W:230:ILE:CD1	1:W:261:THR:HG21	2.23	0.48
1:Z:479:ASN:OD1	1:Z:493:ILE:HD11	2.13	0.48
1:1:82:ASN:HB2	1:1:89:THR:HG22	1.92	0.48
1:1:440:ILE:O	1:1:443:ALA:N	2.46	0.48
1:2:120:ILE:HG13	1:2:439:GLY:O	2.14	0.48
1:2:440:ILE:O	1:2:443:ALA:N	2.45	0.48
1:C:9:GLY:O	1:C:10:ASN:C	2.51	0.48
1:C:233:MET:C	1:C:235:PRO:HD2	2.34	0.48
1:C:247:LEU:O	1:C:273:VAL:HG13	2.12	0.48
1:C:420:ILE:HD11	1:C:451:LEU:HB3	1.96	0.48
1:D:61:GLU:C	1:D:62:LEU:HD23	2.33	0.48
1:D:129:GLU:O	1:D:132:LYS:N	2.47	0.48
1:G:330:THR:CG2	1:G:331:THR:N	2.77	0.48
1:H:420:ILE:HD12	1:H:451:LEU:HD22	1.95	0.48
1:J:449:ALA:HB3	1:J:450:PRO:CD	2.40	0.48
1:K:88:GLY:O	1:K:91:THR:N	2.46	0.48
1:N:440:ILE:O	1:N:443:ALA:N	2.46	0.48
1:O:417:VAL:HG23	1:O:418:ALA:N	2.28	0.48
1:O:417:VAL:HG21	1:O:488:MET:HG3	1.96	0.48
1:Q:70:GLY:HA2	1:Q:73:MET:HE3	1.94	0.48
1:Q:349:ILE:HA	1:Q:352:GLN:CG	2.43	0.48
1:T:259:LEU:O	1:T:263:VAL:HG23	2.13	0.48
1:V:17:LEU:O	1:V:20:VAL:HG22	2.14	0.48
1:V:40:LEU:HD13	1:V:59:GLU:HG3	1.95	0.48
1:V:66:PHE:CE1	1:V:522:THR:CG2	2.95	0.48
1:V:420:ILE:HD11	1:V:451:LEU:HB3	1.94	0.48
1:W:170:GLY:C	1:W:172:GLU:H	2.16	0.48
1:W:510:VAL:O	1:W:511:ALA:C	2.51	0.48
1:Y:179:ASP:HB3	1:Y:389:MET:HE1	1.95	0.48
1:Z:417:VAL:HG23	1:Z:418:ALA:H	1.79	0.48
1:1:183:LEU:O	1:1:184:GLN:HB2	2.14	0.48
1:2:464:VAL:O	1:2:466:ALA:N	2.46	0.48
1:A:338:GLU:C	1:A:340:ALA:H	2.16	0.48
1:C:420:ILE:CD1	1:C:451:LEU:HD22	2.44	0.48
1:D:183:LEU:CA	1:D:383:ALA:HB3	2.42	0.48
1:E:420:ILE:HD12	1:E:451:LEU:HD22	1.96	0.48

Continued on next page...

Continued from previous page...

Atom-1	Atom-2	Interatomic distance (Å)	Clash overlap (Å)
1:E:479:ASN:OD1	1:E:493:ILE:HD11	2.13	0.48
1:H:23:LEU:HD22	1:H:75:LYS:HB2	1.96	0.48
1:I:177:VAL:HG21	1:I:397:GLU:HG2	1.96	0.48
1:L:266:THR:HG21	1:L:273:VAL:N	2.27	0.48
1:L:338:GLU:C	1:L:340:ALA:H	2.16	0.48
1:M:464:VAL:O	1:M:466:ALA:N	2.47	0.48
1:N:9:GLY:O	1:N:10:ASN:C	2.50	0.48
1:O:259:LEU:O	1:O:263:VAL:HG23	2.13	0.48
1:O:453:GLN:O	1:O:456:LEU:N	2.38	0.48
1:O:479:ASN:OD1	1:O:493:ILE:HD11	2.14	0.48
1:S:12:ALA:O	1:S:520:MET:SD	2.72	0.48
1:T:9:GLY:O	1:T:10:ASN:C	2.52	0.48
1:W:177:VAL:HG21	1:W:397:GLU:HG2	1.95	0.48
1:W:313:THR:O	1:W:317:LEU:HD13	2.13	0.48
1:W:420:ILE:HD11	1:W:451:LEU:HB3	1.94	0.48
1:1:23:LEU:CD2	1:1:75:LYS:HB2	2.43	0.48
1:1:219:PHE:O	1:1:247:LEU:HD12	2.12	0.48
1:1:417:VAL:HG21	1:1:488:MET:HG3	1.96	0.48
1:2:233:MET:C	1:2:235:PRO:HD2	2.34	0.48
1:B:68:ASN:HD21	1:B:72:GLN:HG3	1.78	0.48
1:B:381:VAL:HG12	1:B:382:GLY:N	2.27	0.48
1:D:420:ILE:HD11	1:D:451:LEU:HB3	1.96	0.48
1:J:69:MET:O	1:J:73:MET:HG3	2.12	0.48
1:J:170:GLY:C	1:J:172:GLU:H	2.17	0.48
1:J:313:THR:O	1:J:317:LEU:HD13	2.14	0.48
1:K:349:ILE:HA	1:K:352:GLN:CG	2.43	0.48
1:L:406:ALA:HA	1:L:410:GLY:O	2.14	0.48
1:N:73:MET:O	1:N:76:GLU:N	2.45	0.48
1:N:420:ILE:CD1	1:N:451:LEU:HD22	2.43	0.48
1:P:177:VAL:HG21	1:P:397:GLU:HG2	1.93	0.48
1:R:477:GLY:HA3	1:R:488:MET:SD	2.53	0.48
1:V:417:VAL:HG23	1:V:418:ALA:N	2.29	0.48
1:W:266:THR:HG21	1:W:273:VAL:N	2.28	0.48
1:X:66:PHE:HE1	1:X:522:THR:HG22	1.75	0.48
1:Z:420:ILE:HD12	1:Z:451:LEU:HD22	1.94	0.48
1:Z:451:LEU:O	1:Z:453:GLN:N	2.47	0.48
1:1:10:ASN:O	1:1:13:ARG:N	2.45	0.48
1:D:488:MET:HE3	1:D:493:ILE:HB	1.96	0.48
1:E:183:LEU:CA	1:E:383:ALA:HB3	2.42	0.48
1:H:338:GLU:C	1:H:340:ALA:H	2.17	0.48
1:J:171:LYS:HB2	1:J:407:VAL:HG11	1.96	0.48

Continued on next page...

Continued from previous page...

Atom-1	Atom-2	Interatomic distance (Å)	Clash overlap (Å)
1:L:66:PHE:O	1:L:67:GLU:C	2.52	0.48
1:M:220:ILE:HG23	1:M:248:LEU:HD23	1.95	0.48
1:O:464:VAL:O	1:O:466:ALA:N	2.47	0.48
1:O:510:VAL:O	1:O:511:ALA:C	2.51	0.48
1:Q:325:ILE:HG22	1:Q:330:THR:HA	1.96	0.48
1:S:66:PHE:CE1	1:S:522:THR:CG2	2.95	0.48
1:W:174:VAL:HB	1:W:376:VAL:HG13	1.96	0.48
1:Y:13:ARG:O	1:Y:16:MET:N	2.47	0.48
1:Y:23:LEU:HD22	1:Y:75:LYS:HB2	1.96	0.48
1:1:88:GLY:O	1:1:91:THR:N	2.47	0.48
1:2:88:GLY:O	1:2:91:THR:N	2.47	0.48
1:2:313:THR:O	1:2:317:LEU:HD13	2.14	0.48
1:2:524:LEU:O	1:2:526:LYS:N	2.40	0.48
1:C:266:THR:HG21	1:C:273:VAL:N	2.27	0.48
1:H:325:ILE:HG22	1:H:330:THR:HA	1.95	0.48
1:H:488:MET:HE3	1:H:493:ILE:HB	1.95	0.48
1:I:449:ALA:HB3	1:I:450:PRO:CD	2.42	0.48
1:J:456:LEU:C	1:J:458:CYS:H	2.16	0.48
1:L:16:MET:SD	1:L:73:MET:HE1	2.53	0.48
1:N:8:PHE:HE1	1:N:519:CYS:HG	1.49	0.48
1:O:23:LEU:HD22	1:O:75:LYS:HB2	1.96	0.48
1:P:420:ILE:HD11	1:P:451:LEU:HB3	1.96	0.48
1:Q:8:PHE:CE1	1:Q:519:CYS:SG	3.04	0.48
1:Q:24:ALA:HB3	1:Q:97:GLN:HE21	1.78	0.48
1:Q:88:GLY:O	1:Q:91:THR:N	2.46	0.48
1:Q:381:VAL:HG12	1:Q:382:GLY:N	2.29	0.48
1:Q:524:LEU:O	1:Q:526:LYS:N	2.36	0.48
1:R:82:ASN:HB2	1:R:89:THR:HG22	1.92	0.48
1:S:41:ASP:HB2	1:T:69:MET:CE	2.44	0.48
1:U:13:ARG:O	1:U:16:MET:N	2.47	0.48
1:U:325:ILE:HG22	1:U:330:THR:HA	1.95	0.48
1:U:330:THR:CG2	1:U:331:THR:H	2.26	0.48
1:U:449:ALA:HB3	1:U:450:PRO:CD	2.39	0.48
1:X:330:THR:CG2	1:X:331:THR:H	2.25	0.48
1:2:349:ILE:HA	1:2:352:GLN:CG	2.43	0.48
1:C:24:ALA:O	1:C:26:ALA:N	2.47	0.48
1:E:233:MET:C	1:E:235:PRO:HD2	2.35	0.48
1:F:66:PHE:CE1	1:F:522:THR:CG2	2.95	0.48
1:G:477:GLY:HA3	1:G:488:MET:SD	2.54	0.48
1:I:381:VAL:HG12	1:I:382:GLY:N	2.28	0.48
1:J:70:GLY:HA2	1:J:73:MET:HE3	1.94	0.48

Continued on next page...

Continued from previous page...

Atom-1	Atom-2	Interatomic distance (Å)	Clash overlap (Å)
1:J:417:VAL:HG21	1:J:488:MET:HG3	1.96	0.48
1:L:174:VAL:HB	1:L:376:VAL:HG13	1.96	0.48
1:M:12:ALA:HB1	1:M:520:MET:HG3	1.96	0.48
1:N:313:THR:O	1:N:317:LEU:HD13	2.14	0.48
1:O:88:GLY:O	1:O:91:THR:N	2.46	0.48
1:P:349:ILE:HA	1:P:352:GLN:CG	2.43	0.48
1:R:486:GLY:C	1:R:491:MET:HE2	2.34	0.48
1:S:64:ASP:C	1:S:64:ASP:OD1	2.52	0.48
1:S:129:GLU:C	1:S:131:LEU:N	2.64	0.48
1:T:12:ALA:HB1	1:T:520:MET:HG3	1.96	0.48
1:T:177:VAL:HG21	1:T:397:GLU:HG2	1.96	0.48
1:T:417:VAL:HG23	1:T:418:ALA:N	2.29	0.48
1:U:177:VAL:HG21	1:U:397:GLU:HG2	1.96	0.48
1:U:349:ILE:HA	1:U:352:GLN:CG	2.42	0.48
1:U:420:ILE:HD11	1:U:451:LEU:HB3	1.96	0.48
1:W:82:ASN:HB2	1:W:89:THR:HG22	1.91	0.48
1:Z:73:MET:O	1:Z:76:GLU:N	2.47	0.48
1:1:40:LEU:HD13	1:1:59:GLU:HG3	1.96	0.48
1:1:313:THR:O	1:1:317:LEU:HD13	2.14	0.48
1:D:25:ASP:OD1	1:D:28:LYS:HE2	2.13	0.47
1:D:305:ILE:O	1:D:305:ILE:HG22	2.14	0.47
1:E:510:VAL:O	1:E:511:ALA:C	2.52	0.47
1:F:70:GLY:HA2	1:F:73:MET:HE3	1.94	0.47
1:F:330:THR:CG2	1:F:331:THR:H	2.26	0.47
1:F:404:ARG:HH11	1:F:404:ARG:CG	2.26	0.47
1:G:325:ILE:HG22	1:G:330:THR:HA	1.96	0.47
1:H:239:ALA:O	1:H:314:LEU:HD11	2.14	0.47
1:I:383:ALA:O	1:I:384:ALA:CB	2.62	0.47
1:I:486:GLY:C	1:I:491:MET:HE2	2.34	0.47
1:J:447:MET:HE3	1:J:504:LEU:HD21	1.94	0.47
1:L:310:GLU:OE1	1:L:310:GLU:N	2.47	0.47
1:M:330:THR:CG2	1:M:331:THR:H	2.27	0.47
1:N:136:VAL:O	1:N:137:PRO:O	2.31	0.47
1:N:140:ASP:O	1:N:142:LYS:N	2.47	0.47
1:O:27:VAL:CG1	1:O:90:THR:HG23	2.42	0.47
1:P:88:GLY:O	1:P:91:THR:N	2.47	0.47
1:P:259:LEU:O	1:P:263:VAL:HG23	2.14	0.47
1:P:330:THR:CG2	1:P:331:THR:H	2.26	0.47
1:S:330:THR:CG2	1:S:331:THR:H	2.26	0.47
1:T:206:ASN:HD21	1:T:214:GLU:H	1.61	0.47
1:U:73:MET:O	1:U:76:GLU:N	2.46	0.47

Continued on next page...

Continued from previous page...

Atom-1	Atom-2	Interatomic distance (Å)	Clash overlap (Å)
1:V:417:VAL:HG23	1:V:418:ALA:H	1.78	0.47
1:X:9:GLY:O	1:X:10:ASN:C	2.52	0.47
1:Y:521:VAL:O	1:Y:521:VAL:HG12	2.14	0.47
1:1:404:ARG:HH11	1:1:404:ARG:CG	2.27	0.47
1:A:57:ALA:O	1:A:60:ILE:N	2.44	0.47
1:C:206:ASN:HD21	1:C:214:GLU:H	1.60	0.47
1:C:259:LEU:O	1:C:263:VAL:HG23	2.14	0.47
1:D:174:VAL:HB	1:D:376:VAL:HG13	1.96	0.47
1:F:82:ASN:HB2	1:F:89:THR:HG22	1.92	0.47
1:F:129:GLU:O	1:F:132:LYS:N	2.47	0.47
1:F:258:ALA:O	1:F:262:LEU:HG	2.13	0.47
1:F:414:GLY:N	1:F:494:LEU:HA	2.29	0.47
1:I:13:ARG:O	1:I:16:MET:N	2.47	0.47
1:J:23:LEU:CD2	1:J:75:LYS:HB2	2.44	0.47
1:J:62:LEU:N	1:J:62:LEU:CD2	2.66	0.47
1:J:87:ASP:CG	1:J:88:GLY:H	2.18	0.47
1:J:183:LEU:CA	1:J:383:ALA:HB3	2.43	0.47
1:L:40:LEU:HD13	1:L:59:GLU:HG3	1.96	0.47
1:M:486:GLY:C	1:M:491:MET:HE2	2.34	0.47
1:O:10:ASN:O	1:O:13:ARG:N	2.43	0.47
1:O:330:THR:CG2	1:O:331:THR:H	2.27	0.47
1:P:486:GLY:C	1:P:491:MET:HE2	2.34	0.47
1:Q:70:GLY:HA2	1:Q:73:MET:CE	2.44	0.47
1:Q:330:THR:CG2	1:Q:331:THR:H	2.27	0.47
1:R:13:ARG:O	1:R:16:MET:N	2.47	0.47
1:R:23:LEU:CD2	1:R:75:LYS:HB2	2.44	0.47
1:T:487:ASN:O	1:T:491:MET:HG3	2.14	0.47
1:U:338:GLU:C	1:U:340:ALA:H	2.17	0.47
1:V:134:LEU:N	1:V:134:LEU:CD2	2.77	0.47
1:X:17:LEU:O	1:X:20:VAL:HG22	2.14	0.47
1:Y:180:GLY:H	1:Y:389:MET:HE2	1.79	0.47
1:Y:310:GLU:OE1	1:Y:310:GLU:N	2.47	0.47
1:Z:330:THR:CG2	1:Z:331:THR:N	2.76	0.47
1:Z:349:ILE:HA	1:Z:352:GLN:CG	2.43	0.47
1:2:73:MET:O	1:2:76:GLU:N	2.47	0.47
1:A:16:MET:SD	1:A:73:MET:HE1	2.55	0.47
1:A:87:ASP:CG	1:A:88:GLY:H	2.18	0.47
1:F:464:VAL:HG22	1:N:464:VAL:HG22	1.97	0.47
1:G:62:LEU:N	1:G:62:LEU:CD2	2.71	0.47
1:H:228:SER:HB3	1:N:272:LYS:HZ1	1.80	0.47
1:J:24:ALA:CB	1:J:97:GLN:HE21	2.28	0.47

Continued on next page...

Continued from previous page...

Atom-1	Atom-2	Interatomic distance (Å)	Clash overlap (Å)
1:L:8:PHE:HE1	1:L:519:CYS:SG	2.37	0.47
1:L:413:ALA:O	1:L:417:VAL:HG23	2.13	0.47
1:N:171:LYS:HB2	1:N:407:VAL:HG11	1.96	0.47
1:O:420:ILE:HD11	1:O:451:LEU:HB3	1.97	0.47
1:P:440:ILE:O	1:P:441:LYS:C	2.53	0.47
1:P:449:ALA:HB3	1:P:450:PRO:CD	2.39	0.47
1:Q:174:VAL:HB	1:Q:376:VAL:HG13	1.97	0.47
1:Q:220:ILE:HG23	1:Q:248:LEU:HD23	1.95	0.47
1:R:200:LEU:HD21	1:R:276:VAL:HA	1.97	0.47
1:U:120:ILE:HG13	1:U:439:GLY:O	2.14	0.47
1:V:9:GLY:O	1:V:10:ASN:C	2.52	0.47
1:X:66:PHE:O	1:X:67:GLU:C	2.52	0.47
1:X:338:GLU:C	1:X:340:ALA:H	2.16	0.47
1:Y:330:THR:CG2	1:Y:331:THR:H	2.27	0.47
1:Y:413:ALA:O	1:Y:417:VAL:HG23	2.14	0.47
1:Y:417:VAL:HG23	1:Y:418:ALA:N	2.30	0.47
1:Z:41:ASP:OD1	1:1:69:MET:HG2	2.14	0.47
1:1:338:GLU:C	1:1:340:ALA:H	2.16	0.47
1:A:73:MET:O	1:A:76:GLU:N	2.47	0.47
1:C:8:PHE:CE1	1:C:519:CYS:SG	3.00	0.47
1:D:325:ILE:HG22	1:D:330:THR:HA	1.95	0.47
1:F:420:ILE:CD1	1:F:451:LEU:HD22	2.44	0.47
1:H:310:GLU:N	1:H:310:GLU:OE1	2.47	0.47
1:H:510:VAL:O	1:H:511:ALA:C	2.52	0.47
1:I:214:GLU:C	1:I:215:LEU:HD23	2.35	0.47
1:I:233:MET:C	1:I:235:PRO:HD2	2.35	0.47
1:I:417:VAL:HG21	1:I:488:MET:HG3	1.97	0.47
1:J:66:PHE:CE1	1:J:522:THR:CG2	2.97	0.47
1:J:88:GLY:O	1:J:91:THR:N	2.48	0.47
1:K:451:LEU:C	1:K:453:GLN:N	2.66	0.47
1:L:129:GLU:O	1:L:132:LYS:N	2.47	0.47
1:M:120:ILE:HG13	1:M:439:GLY:O	2.15	0.47
1:M:417:VAL:HG23	1:M:418:ALA:N	2.30	0.47
1:O:414:GLY:N	1:O:494:LEU:HA	2.28	0.47
1:P:64:ASP:C	1:P:64:ASP:OD1	2.52	0.47
1:P:233:MET:C	1:P:235:PRO:HD2	2.35	0.47
1:T:38:VAL:HG22	1:U:519:CYS:HB3	1.96	0.47
1:T:64:ASP:C	1:T:64:ASP:OD1	2.52	0.47
1:T:486:GLY:C	1:T:491:MET:HE2	2.35	0.47
1:U:10:ASN:O	1:U:13:ARG:N	2.44	0.47
1:U:233:MET:C	1:U:235:PRO:HD2	2.35	0.47

Continued on next page...

Continued from previous page...

Atom-1	Atom-2	Interatomic distance (Å)	Clash overlap (Å)
1:V:310:GLU:OE1	1:V:310:GLU:N	2.48	0.47
1:W:479:ASN:CG	1:W:493:ILE:HD11	2.34	0.47
1:A:310:GLU:OE1	1:A:310:GLU:N	2.47	0.47
1:A:477:GLY:HA3	1:A:488:MET:SD	2.55	0.47
1:B:66:PHE:CE1	1:B:522:THR:CG2	2.98	0.47
1:B:77:VAL:HG13	1:B:78:ALA:N	2.28	0.47
1:E:404:ARG:HH11	1:E:404:ARG:CG	2.27	0.47
1:E:453:GLN:O	1:E:456:LEU:N	2.38	0.47
1:I:66:PHE:O	1:I:67:GLU:C	2.53	0.47
1:J:13:ARG:O	1:J:16:MET:N	2.47	0.47
1:K:70:GLY:HA2	1:K:73:MET:CE	2.44	0.47
1:K:259:LEU:O	1:K:263:VAL:HG23	2.14	0.47
1:L:25:ASP:OD1	1:L:28:LYS:HE2	2.14	0.47
1:M:259:LEU:O	1:M:263:VAL:HG23	2.15	0.47
1:N:453:GLN:O	1:N:456:LEU:N	2.41	0.47
1:O:383:ALA:O	1:O:384:ALA:CB	2.63	0.47
1:T:241:ALA:CB	1:U:231:ARG:HH12	2.25	0.47
1:T:488:MET:HE3	1:T:493:ILE:HB	1.96	0.47
1:T:499:VAL:HG22	1:T:500:THR:N	2.29	0.47
1:U:8:PHE:CE1	1:U:519:CYS:SG	3.05	0.47
1:U:220:ILE:HG23	1:U:248:LEU:HD23	1.95	0.47
1:Y:451:LEU:C	1:Y:453:GLN:N	2.67	0.47
1:1:349:ILE:HA	1:1:352:GLN:CG	2.44	0.47
1:1:420:ILE:HD12	1:1:451:LEU:HD22	1.97	0.47
1:2:381:VAL:HG12	1:2:382:GLY:N	2.30	0.47
1:A:13:ARG:HA	1:A:16:MET:HE2	1.96	0.47
1:A:228:SER:CB	1:G:272:LYS:HZ3	2.28	0.47
1:B:170:GLY:C	1:B:172:GLU:H	2.18	0.47
1:B:310:GLU:OE1	1:B:310:GLU:N	2.47	0.47
1:B:456:LEU:C	1:B:458:CYS:H	2.17	0.47
1:G:66:PHE:CE1	1:G:522:THR:CG2	2.94	0.47
1:G:423:ALA:HB2	1:G:447:MET:SD	2.55	0.47
1:I:87:ASP:CG	1:I:88:GLY:H	2.17	0.47
1:I:151:SER:HB3	1:I:399:ALA:HA	1.95	0.47
1:J:440:ILE:O	1:J:443:ALA:N	2.48	0.47
1:K:40:LEU:HD13	1:K:59:GLU:HG3	1.96	0.47
1:L:330:THR:CG2	1:L:331:THR:H	2.26	0.47
1:N:64:ASP:C	1:N:64:ASP:OD1	2.53	0.47
1:N:174:VAL:HB	1:N:376:VAL:HG13	1.96	0.47
1:O:66:PHE:HE1	1:O:522:THR:HG22	1.80	0.47
1:O:420:ILE:HD12	1:O:451:LEU:HD22	1.96	0.47

Continued on next page...

Continued from previous page...

Atom-1	Atom-2	Interatomic distance (Å)	Clash overlap (Å)
1:P:23:LEU:CD2	1:P:75:LYS:HB2	2.44	0.47
1:P:488:MET:HE3	1:P:493:ILE:HB	1.97	0.47
1:P:499:VAL:HG22	1:P:500:THR:N	2.30	0.47
1:R:202:PRO:O	1:R:204:PHE:N	2.38	0.47
1:V:46:ALA:CB	1:W:76:GLU:HG3	2.40	0.47
1:V:120:ILE:HG13	1:V:439:GLY:O	2.14	0.47
1:V:440:ILE:O	1:V:441:LYS:C	2.52	0.47
1:W:151:SER:HB3	1:W:399:ALA:HA	1.96	0.47
1:X:134:LEU:N	1:X:134:LEU:CD2	2.78	0.47
1:X:272:LYS:H	1:X:272:LYS:HD2	1.80	0.47
1:Z:64:ASP:C	1:Z:64:ASP:OD1	2.52	0.47
1:2:9:GLY:O	1:2:10:ASN:C	2.52	0.47
1:A:259:LEU:O	1:A:263:VAL:HG23	2.15	0.47
1:A:381:VAL:HG12	1:A:382:GLY:N	2.29	0.47
1:A:417:VAL:HG23	1:A:418:ALA:N	2.29	0.47
1:D:127:ALA:HB1	1:D:422:VAL:HG11	1.97	0.47
1:D:409:GLU:O	1:D:497:THR:HB	2.15	0.47
1:E:23:LEU:CD2	1:E:75:LYS:HB2	2.45	0.47
1:E:127:ALA:HB1	1:E:422:VAL:HG11	1.97	0.47
1:E:421:ARG:NH2	1:E:469:VAL:O	2.47	0.47
1:F:27:VAL:C	1:F:29:VAL:H	2.18	0.47
1:F:259:LEU:O	1:F:263:VAL:HG23	2.15	0.47
1:F:499:VAL:HG22	1:F:500:THR:N	2.29	0.47
1:G:27:VAL:C	1:G:29:VAL:H	2.18	0.47
1:H:70:GLY:HA2	1:H:73:MET:CE	2.44	0.47
1:H:129:GLU:C	1:H:131:LEU:N	2.63	0.47
1:I:23:LEU:CD2	1:I:75:LYS:HB2	2.44	0.47
1:I:510:VAL:O	1:I:511:ALA:C	2.50	0.47
1:J:200:LEU:HD21	1:J:276:VAL:HA	1.95	0.47
1:J:310:GLU:OE1	1:J:310:GLU:N	2.48	0.47
1:J:451:LEU:C	1:J:453:GLN:N	2.68	0.47
1:K:27:VAL:C	1:K:29:VAL:H	2.16	0.47
1:K:29:VAL:C	1:K:31:LEU:N	2.68	0.47
1:K:176:THR:HG21	1:K:333:ILE:HD11	1.96	0.47
1:K:414:GLY:N	1:K:494:LEU:HA	2.29	0.47
1:P:24:ALA:O	1:P:26:ALA:N	2.47	0.47
1:P:200:LEU:HD21	1:P:276:VAL:HA	1.97	0.47
1:P:330:THR:CG2	1:P:331:THR:N	2.77	0.47
1:P:464:VAL:O	1:P:465:VAL:C	2.53	0.47
1:Q:41:ASP:HB2	1:R:69:MET:CE	2.45	0.47
1:Q:420:ILE:HD11	1:Q:451:LEU:HB3	1.97	0.47

Continued on next page...

Continued from previous page...

Atom-1	Atom-2	Interatomic distance (Å)	Clash overlap (Å)
1:R:70:GLY:HA2	1:R:73:MET:CE	2.45	0.47
1:R:259:LEU:O	1:R:263:VAL:HG23	2.15	0.47
1:R:456:LEU:C	1:R:458:CYS:H	2.18	0.47
1:S:70:GLY:HA2	1:S:73:MET:HE3	1.94	0.47
1:S:170:GLY:C	1:S:172:GLU:H	2.16	0.47
1:S:217:SER:N	1:S:218:PRO:HD3	2.30	0.47
1:T:330:THR:CG2	1:T:331:THR:H	2.26	0.47
1:U:259:LEU:O	1:U:263:VAL:HG23	2.15	0.47
1:U:381:VAL:HG12	1:U:382:GLY:N	2.29	0.47
1:U:488:MET:HE3	1:U:493:ILE:HB	1.97	0.47
1:V:10:ASN:O	1:V:13:ARG:N	2.43	0.47
1:V:233:MET:HB3	1:V:237:LEU:HG	1.97	0.47
1:W:220:ILE:HG23	1:W:248:LEU:HD23	1.96	0.47
1:X:140:ASP:O	1:X:142:LYS:N	2.48	0.47
1:X:200:LEU:HD21	1:X:276:VAL:HA	1.96	0.47
1:X:220:ILE:HG23	1:X:248:LEU:HD23	1.96	0.47
1:X:447:MET:HE3	1:X:504:LEU:HD21	1.97	0.47
1:Y:417:VAL:HG23	1:Y:418:ALA:H	1.79	0.47
1:Z:40:LEU:HD13	1:Z:59:GLU:HG3	1.97	0.47
1:1:25:ASP:OD1	1:1:28:LYS:HE2	2.13	0.47
1:1:29:VAL:C	1:1:31:LEU:N	2.68	0.47
1:1:134:LEU:N	1:1:134:LEU:CD2	2.77	0.47
1:2:177:VAL:HG21	1:2:397:GLU:HG2	1.97	0.47
1:2:214:GLU:C	1:2:215:LEU:HD23	2.34	0.47
1:2:420:ILE:CD1	1:2:451:LEU:HD22	2.44	0.47
1:A:488:MET:HE3	1:A:493:ILE:HB	1.97	0.47
1:D:69:MET:O	1:D:73:MET:HG3	2.15	0.47
1:E:27:VAL:CG1	1:E:90:THR:HG23	2.45	0.47
1:E:381:VAL:HG12	1:E:382:GLY:N	2.29	0.47
1:E:524:LEU:O	1:E:526:LYS:N	2.39	0.47
1:F:440:ILE:O	1:F:441:LYS:C	2.52	0.47
1:G:259:LEU:O	1:G:263:VAL:HG23	2.15	0.47
1:G:272:LYS:H	1:G:272:LYS:HD2	1.80	0.47
1:G:414:GLY:N	1:G:494:LEU:HA	2.30	0.47
1:H:10:ASN:O	1:H:13:ARG:N	2.43	0.47
1:H:66:PHE:O	1:H:67:GLU:C	2.52	0.47
1:H:171:LYS:HB2	1:H:407:VAL:HG11	1.97	0.47
1:H:414:GLY:N	1:H:494:LEU:HA	2.29	0.47
1:I:330:THR:CG2	1:I:331:THR:H	2.28	0.47
1:J:404:ARG:HH11	1:J:404:ARG:CG	2.27	0.47
1:K:177:VAL:HG21	1:K:397:GLU:HG2	1.95	0.47

Continued on next page...

Continued from previous page...

Atom-1	Atom-2	Interatomic distance (Å)	Clash overlap (Å)
1:K:266:THR:HG21	1:K:273:VAL:N	2.27	0.47
1:M:140:ASP:O	1:M:142:LYS:N	2.47	0.47
1:M:200:LEU:HD21	1:M:276:VAL:HA	1.97	0.47
1:P:412:VAL:CG2	1:P:413:ALA:N	2.78	0.47
1:P:420:ILE:CD1	1:P:451:LEU:HD22	2.45	0.47
1:Q:239:ALA:O	1:Q:314:LEU:HD11	2.15	0.47
1:R:64:ASP:C	1:R:64:ASP:OD1	2.52	0.47
1:S:171:LYS:HB2	1:S:407:VAL:HG11	1.97	0.47
1:V:16:MET:SD	1:V:73:MET:HE1	2.55	0.47
1:V:451:LEU:C	1:V:453:GLN:N	2.66	0.47
1:W:23:LEU:HD22	1:W:75:LYS:HB2	1.97	0.47
1:X:91:THR:O	1:X:94:VAL:CG1	2.63	0.47
1:X:129:GLU:C	1:X:131:LEU:N	2.65	0.47
1:Z:420:ILE:HD11	1:Z:451:LEU:HB3	1.96	0.47
1:1:70:GLY:HA2	1:1:73:MET:CE	2.44	0.47
1:1:91:THR:O	1:1:94:VAL:CG1	2.63	0.47
1:2:220:ILE:HG23	1:2:248:LEU:HD23	1.97	0.47
1:C:214:GLU:C	1:C:215:LEU:HD23	2.36	0.47
1:D:12:ALA:HB1	1:D:520:MET:HG3	1.96	0.47
1:D:91:THR:O	1:D:94:VAL:CG1	2.63	0.47
1:E:200:LEU:HD21	1:E:276:VAL:HA	1.97	0.47
1:E:310:GLU:OE1	1:E:310:GLU:N	2.47	0.47
1:H:129:GLU:O	1:H:132:LYS:N	2.48	0.47
1:H:417:VAL:HG23	1:H:418:ALA:H	1.79	0.47
1:H:456:LEU:C	1:H:458:CYS:H	2.17	0.47
1:I:85:ALA:CB	1:I:499:VAL:HG12	2.36	0.47
1:J:9:GLY:O	1:J:10:ASN:C	2.53	0.47
1:J:233:MET:C	1:J:235:PRO:HD2	2.35	0.47
1:K:233:MET:HB3	1:K:237:LEU:HG	1.97	0.47
1:K:417:VAL:HG23	1:K:418:ALA:N	2.29	0.47
1:L:13:ARG:HA	1:L:16:MET:HE2	1.96	0.47
1:M:521:VAL:HG12	1:M:521:VAL:O	2.15	0.47
1:N:233:MET:C	1:N:235:PRO:HD2	2.35	0.47
1:N:451:LEU:C	1:N:453:GLN:N	2.68	0.47
1:O:404:ARG:HH11	1:O:404:ARG:CG	2.26	0.47
1:Q:120:ILE:HG13	1:Q:439:GLY:O	2.15	0.47
1:S:82:ASN:HB2	1:S:89:THR:HG22	1.93	0.47
1:S:486:GLY:C	1:S:491:MET:HE2	2.34	0.47
1:U:16:MET:SD	1:U:73:MET:HE1	2.55	0.47
1:U:34:LYS:CG	1:U:458:CYS:SG	3.03	0.47
1:V:64:ASP:C	1:V:64:ASP:OD1	2.53	0.47

Continued on next page...

Continued from previous page...

Atom-1	Atom-2	Interatomic distance (Å)	Clash overlap (Å)
1:W:57:ALA:O	1:W:58:ARG:C	2.54	0.47
1:W:73:MET:O	1:W:76:GLU:N	2.48	0.47
1:X:70:GLY:HA2	1:X:73:MET:CE	2.44	0.47
1:Y:449:ALA:O	1:Y:450:PRO:C	2.51	0.47
1:Z:23:LEU:HD22	1:Z:75:LYS:HB2	1.97	0.47
1:Z:310:GLU:OE1	1:Z:310:GLU:N	2.48	0.47
1:1:27:VAL:C	1:1:29:VAL:H	2.19	0.47
1:1:170:GLY:C	1:1:172:GLU:H	2.17	0.47
1:1:510:VAL:O	1:1:511:ALA:C	2.53	0.47
1:B:73:MET:O	1:B:76:GLU:N	2.48	0.47
1:B:87:ASP:CG	1:B:88:GLY:H	2.19	0.47
1:C:12:ALA:HB1	1:C:520:MET:HG3	1.96	0.47
1:C:13:ARG:O	1:C:16:MET:N	2.48	0.47
1:D:73:MET:O	1:D:76:GLU:N	2.48	0.47
1:E:87:ASP:CG	1:E:88:GLY:H	2.18	0.47
1:I:220:ILE:HG23	1:I:248:LEU:HB3	1.95	0.47
1:J:330:THR:CG2	1:J:331:THR:H	2.27	0.47
1:K:313:THR:O	1:K:317:LEU:HD13	2.15	0.47
1:L:23:LEU:CD2	1:L:75:LYS:HB2	2.45	0.47
1:L:87:ASP:CG	1:L:88:GLY:H	2.19	0.47
1:L:176:THR:HG21	1:L:333:ILE:HD11	1.97	0.47
1:M:180:GLY:H	1:M:389:MET:HE2	1.80	0.47
1:M:310:GLU:OE1	1:M:310:GLU:N	2.48	0.47
1:N:170:GLY:C	1:N:172:GLU:H	2.17	0.47
1:N:220:ILE:HG23	1:N:248:LEU:HB3	1.96	0.47
1:O:381:VAL:HG12	1:O:382:GLY:N	2.29	0.47
1:Q:486:GLY:C	1:Q:491:MET:HE2	2.35	0.47
1:R:233:MET:C	1:R:235:PRO:HD2	2.35	0.47
1:R:404:ARG:HH11	1:R:404:ARG:CG	2.26	0.47
1:U:417:VAL:HG23	1:U:418:ALA:N	2.30	0.47
1:W:66:PHE:CE1	1:W:522:THR:CG2	2.97	0.47
1:W:310:GLU:OE1	1:W:310:GLU:N	2.48	0.47
1:Y:13:ARG:HA	1:Y:16:MET:HE2	1.97	0.47
1:Y:77:VAL:HG13	1:Y:78:ALA:N	2.30	0.47
1:Y:259:LEU:O	1:Y:263:VAL:HG23	2.14	0.47
1:Y:383:ALA:O	1:Y:384:ALA:CB	2.63	0.47
1:Y:404:ARG:HH11	1:Y:404:ARG:CG	2.27	0.47
1:1:177:VAL:HG21	1:1:397:GLU:HG2	1.96	0.47
1:2:259:LEU:O	1:2:263:VAL:HG23	2.15	0.47
1:2:404:ARG:HH11	1:2:404:ARG:CG	2.28	0.47
1:2:456:LEU:C	1:2:458:CYS:H	2.18	0.47

Continued on next page...

Continued from previous page...

Atom-1	Atom-2	Interatomic distance (Å)	Clash overlap (Å)
1:B:464:VAL:O	1:B:465:VAL:C	2.52	0.46
1:C:26:ALA:O	1:C:56:VAL:HG11	2.14	0.46
1:C:41:ASP:HB2	1:D:69:MET:CE	2.46	0.46
1:D:220:ILE:HG23	1:D:248:LEU:HD23	1.96	0.46
1:E:70:GLY:HA2	1:E:73:MET:HE3	1.95	0.46
1:E:151:SER:HB3	1:E:399:ALA:HA	1.97	0.46
1:E:259:LEU:O	1:E:263:VAL:HG23	2.15	0.46
1:E:417:VAL:HG23	1:E:418:ALA:H	1.81	0.46
1:H:420:ILE:HD11	1:H:451:LEU:HB3	1.97	0.46
1:I:220:ILE:HG23	1:I:248:LEU:HD23	1.96	0.46
1:N:383:ALA:O	1:N:384:ALA:CB	2.63	0.46
1:P:413:ALA:O	1:P:417:VAL:HG23	2.14	0.46
1:P:456:LEU:C	1:P:458:CYS:H	2.17	0.46
1:Q:61:GLU:C	1:Q:62:LEU:HD23	2.34	0.46
1:Q:171:LYS:HB2	1:Q:407:VAL:HG11	1.97	0.46
1:Q:330:THR:CG2	1:Q:331:THR:N	2.77	0.46
1:Q:338:GLU:C	1:Q:340:ALA:H	2.17	0.46
1:R:66:PHE:CE1	1:R:522:THR:CG2	2.97	0.46
1:R:177:VAL:HG21	1:R:397:GLU:HG2	1.97	0.46
1:U:440:ILE:O	1:U:441:LYS:C	2.54	0.46
1:W:259:LEU:O	1:W:263:VAL:HG23	2.14	0.46
1:X:170:GLY:C	1:X:172:GLU:H	2.18	0.46
1:Y:64:ASP:C	1:Y:64:ASP:OD1	2.54	0.46
1:Z:239:ALA:O	1:Z:314:LEU:HD11	2.14	0.46
1:2:87:ASP:CG	1:2:88:GLY:H	2.19	0.46
1:2:200:LEU:HD21	1:2:276:VAL:HA	1.97	0.46
1:A:417:VAL:HG21	1:A:488:MET:HG3	1.97	0.46
1:B:330:THR:CG2	1:B:331:THR:H	2.28	0.46
1:C:413:ALA:O	1:C:417:VAL:HG23	2.14	0.46
1:D:12:ALA:O	1:D:520:MET:SD	2.73	0.46
1:D:412:VAL:CG2	1:D:413:ALA:N	2.78	0.46
1:G:136:VAL:O	1:G:137:PRO:O	2.33	0.46
1:G:151:SER:HB3	1:G:399:ALA:HA	1.97	0.46
1:G:449:ALA:HB3	1:G:450:PRO:CD	2.43	0.46
1:H:449:ALA:HB3	1:H:450:PRO:CD	2.41	0.46
1:I:64:ASP:OD1	1:I:64:ASP:C	2.54	0.46
1:I:213:VAL:HB	1:I:325:ILE:CG1	2.44	0.46
1:J:177:VAL:HG21	1:J:397:GLU:HG2	1.97	0.46
1:J:213:VAL:HB	1:J:325:ILE:CG1	2.45	0.46
1:J:220:ILE:HG23	1:J:248:LEU:HD23	1.97	0.46
1:K:486:GLY:HA3	1:K:491:MET:HE2	1.96	0.46

Continued on next page...

Continued from previous page...

Atom-1	Atom-2	Interatomic distance (Å)	Clash overlap (Å)
1:L:183:LEU:CA	1:L:383:ALA:HB3	2.44	0.46
1:L:291:ASP:OD2	1:L:368:ARG:HD2	2.15	0.46
1:L:349:ILE:HA	1:L:352:GLN:CG	2.44	0.46
1:M:175:ILE:HA	1:M:377:ALA:HB3	1.97	0.46
1:M:233:MET:C	1:M:235:PRO:HD2	2.35	0.46
1:M:451:LEU:C	1:M:453:GLN:N	2.67	0.46
1:P:272:LYS:H	1:P:272:LYS:HD2	1.81	0.46
1:P:412:VAL:HG23	1:P:413:ALA:N	2.30	0.46
1:S:313:THR:O	1:S:317:LEU:HD13	2.15	0.46
1:U:521:VAL:O	1:U:521:VAL:HG12	2.15	0.46
1:V:66:PHE:O	1:V:67:GLU:C	2.51	0.46
1:V:183:LEU:CA	1:V:383:ALA:HB3	2.44	0.46
1:V:233:MET:C	1:V:235:PRO:HD2	2.35	0.46
1:V:313:THR:O	1:V:317:LEU:HD13	2.15	0.46
1:W:214:GLU:C	1:W:215:LEU:HD23	2.36	0.46
1:X:383:ALA:O	1:X:384:ALA:CB	2.63	0.46
1:Z:171:LYS:HB2	1:Z:407:VAL:HG11	1.97	0.46
1:Z:259:LEU:O	1:Z:263:VAL:HG23	2.15	0.46
1:1:13:ARG:HA	1:1:16:MET:HE2	1.97	0.46
1:1:453:GLN:O	1:1:456:LEU:N	2.42	0.46
1:1:464:VAL:O	1:1:466:ALA:N	2.49	0.46
1:2:369:VAL:HG23	1:2:370:ALA:H	1.80	0.46
1:C:66:PHE:O	1:C:67:GLU:C	2.54	0.46
1:C:88:GLY:O	1:C:91:THR:N	2.48	0.46
1:D:29:VAL:C	1:D:31:LEU:N	2.69	0.46
1:D:180:GLY:H	1:D:389:MET:HE2	1.80	0.46
1:D:383:ALA:O	1:D:384:ALA:CB	2.64	0.46
1:G:23:LEU:HD22	1:G:75:LYS:HB2	1.97	0.46
1:H:66:PHE:CE1	1:H:522:THR:CG2	2.97	0.46
1:H:220:ILE:HG23	1:H:248:LEU:HB3	1.97	0.46
1:I:171:LYS:HB2	1:I:407:VAL:HG11	1.96	0.46
1:K:406:ALA:O	1:K:410:GLY:N	2.48	0.46
1:L:233:MET:C	1:L:235:PRO:HD2	2.36	0.46
1:M:16:MET:SD	1:M:73:MET:HE1	2.55	0.46
1:M:406:ALA:HA	1:M:410:GLY:O	2.16	0.46
1:N:412:VAL:CG2	1:N:413:ALA:N	2.79	0.46
1:P:23:LEU:HD22	1:P:75:LYS:HB2	1.97	0.46
1:T:310:GLU:OE1	1:T:310:GLU:N	2.48	0.46
1:V:430:ARG:HG2	1:V:430:ARG:HH11	1.80	0.46
1:W:217:SER:N	1:W:218:PRO:HD3	2.31	0.46
1:X:369:VAL:HG23	1:X:370:ALA:H	1.80	0.46

Continued on next page...

Continued from previous page...

Atom-1	Atom-2	Interatomic distance (Å)	Clash overlap (Å)
1:Y:151:SER:HB3	1:Y:399:ALA:HA	1.96	0.46
1:Y:233:MET:C	1:Y:235:PRO:HD2	2.36	0.46
1:Y:477:GLY:HA3	1:Y:488:MET:SD	2.55	0.46
1:Z:488:MET:HE3	1:Z:493:ILE:HB	1.96	0.46
1:1:183:LEU:CA	1:1:383:ALA:HB3	2.43	0.46
1:1:259:LEU:O	1:1:263:VAL:HG23	2.15	0.46
1:1:420:ILE:HD11	1:1:451:LEU:HB3	1.96	0.46
1:A:23:LEU:CD2	1:A:75:LYS:HB2	2.45	0.46
1:C:258:ALA:O	1:C:262:LEU:HG	2.14	0.46
1:C:499:VAL:HG22	1:C:500:THR:N	2.30	0.46
1:D:134:LEU:N	1:D:134:LEU:CD2	2.78	0.46
1:E:171:LYS:HB2	1:E:407:VAL:HG11	1.97	0.46
1:G:174:VAL:HB	1:G:376:VAL:HG13	1.96	0.46
1:K:37:ASN:O	1:L:517:THR:HG23	2.15	0.46
1:K:170:GLY:C	1:K:172:GLU:H	2.17	0.46
1:K:213:VAL:HB	1:K:325:ILE:CG1	2.45	0.46
1:L:171:LYS:HB2	1:L:407:VAL:HG11	1.96	0.46
1:M:27:VAL:C	1:M:29:VAL:H	2.18	0.46
1:M:383:ALA:HB1	1:N:281:PHE:HZ	1.80	0.46
1:N:477:GLY:HA3	1:N:488:MET:SD	2.56	0.46
1:O:330:THR:CG2	1:O:331:THR:N	2.77	0.46
1:P:451:LEU:C	1:P:453:GLN:N	2.67	0.46
1:R:57:ALA:O	1:R:60:ILE:N	2.42	0.46
1:R:66:PHE:O	1:R:67:GLU:C	2.54	0.46
1:S:180:GLY:H	1:S:389:MET:HE2	1.81	0.46
1:T:381:VAL:HG12	1:T:382:GLY:N	2.30	0.46
1:V:213:VAL:HB	1:V:325:ILE:CG1	2.46	0.46
1:W:404:ARG:HH11	1:W:404:ARG:CG	2.28	0.46
1:Y:464:VAL:O	1:Y:465:VAL:C	2.54	0.46
1:1:24:ALA:O	1:1:26:ALA:N	2.48	0.46
1:1:381:VAL:HG12	1:1:382:GLY:N	2.31	0.46
1:2:170:GLY:C	1:2:172:GLU:H	2.19	0.46
1:A:151:SER:HB3	1:A:399:ALA:HA	1.97	0.46
1:B:524:LEU:O	1:B:526:LYS:N	2.38	0.46
1:C:91:THR:O	1:C:94:VAL:CG1	2.64	0.46
1:C:272:LYS:H	1:C:272:LYS:HD2	1.80	0.46
1:E:449:ALA:HB3	1:E:450:PRO:CD	2.40	0.46
1:F:456:LEU:C	1:F:458:CYS:H	2.18	0.46
1:G:13:ARG:HA	1:G:16:MET:HE2	1.97	0.46
1:K:13:ARG:O	1:K:16:MET:N	2.48	0.46
1:K:417:VAL:HG11	1:K:477:GLY:CA	2.44	0.46

Continued on next page...

Continued from previous page...

Atom-1	Atom-2	Interatomic distance (Å)	Clash overlap (Å)
1:L:488:MET:HE3	1:L:493:ILE:HB	1.98	0.46
1:M:406:ALA:HB1	1:M:411:VAL:HG12	1.97	0.46
1:N:16:MET:SD	1:N:73:MET:HE1	2.56	0.46
1:N:91:THR:O	1:N:94:VAL:HG13	2.16	0.46
1:O:217:SER:N	1:O:218:PRO:HD3	2.30	0.46
1:R:310:GLU:OE1	1:R:310:GLU:N	2.48	0.46
1:T:233:MET:C	1:T:235:PRO:HD2	2.35	0.46
1:T:330:THR:CG2	1:T:331:THR:N	2.75	0.46
1:U:12:ALA:HB1	1:U:520:MET:HG3	1.98	0.46
1:U:330:THR:CG2	1:U:331:THR:N	2.76	0.46
1:V:406:ALA:HB1	1:V:411:VAL:HG12	1.97	0.46
1:V:487:ASN:O	1:V:491:MET:HG3	2.15	0.46
1:X:330:THR:CG2	1:X:331:THR:N	2.76	0.46
1:Z:120:ILE:HG13	1:Z:439:GLY:O	2.15	0.46
1:Z:170:GLY:C	1:Z:172:GLU:H	2.19	0.46
1:Z:524:LEU:O	1:Z:526:LYS:N	2.38	0.46
1:A:200:LEU:HD21	1:A:276:VAL:HA	1.98	0.46
1:B:313:THR:O	1:B:317:LEU:HD13	2.16	0.46
1:C:170:GLY:C	1:C:172:GLU:H	2.19	0.46
1:D:479:ASN:CG	1:D:493:ILE:HD11	2.36	0.46
1:G:417:VAL:HG23	1:G:418:ALA:N	2.30	0.46
1:H:73:MET:O	1:H:76:GLU:N	2.49	0.46
1:H:259:LEU:O	1:H:263:VAL:HG23	2.16	0.46
1:I:27:VAL:CG1	1:I:90:THR:HG23	2.42	0.46
1:I:404:ARG:HH11	1:I:404:ARG:CG	2.28	0.46
1:I:456:LEU:C	1:I:458:CYS:H	2.19	0.46
1:J:8:PHE:CE1	1:J:519:CYS:SG	3.06	0.46
1:J:330:THR:CG2	1:J:331:THR:N	2.78	0.46
1:M:8:PHE:HE1	1:M:519:CYS:HG	1.63	0.46
1:M:17:LEU:O	1:M:20:VAL:HG22	2.16	0.46
1:M:462:PRO:O	1:M:463:SER:C	2.53	0.46
1:N:233:MET:HB3	1:N:237:LEU:HG	1.98	0.46
1:N:524:LEU:O	1:N:526:LYS:N	2.38	0.46
1:O:451:LEU:C	1:O:453:GLN:N	2.69	0.46
1:Q:46:ALA:CB	1:R:76:GLU:HG3	2.36	0.46
1:Q:134:LEU:N	1:Q:134:LEU:CD2	2.78	0.46
1:Q:233:MET:C	1:Q:235:PRO:HD2	2.36	0.46
1:R:25:ASP:OD1	1:R:28:LYS:HE2	2.15	0.46
1:R:217:SER:N	1:R:218:PRO:HD3	2.30	0.46
1:S:24:ALA:O	1:S:26:ALA:N	2.49	0.46
1:S:330:THR:CG2	1:S:331:THR:N	2.76	0.46

Continued on next page...

Continued from previous page...

Atom-1	Atom-2	Interatomic distance (Å)	Clash overlap (Å)
1:T:46:ALA:CB	1:U:76:GLU:HG3	2.37	0.46
1:T:151:SER:HB3	1:T:399:ALA:HA	1.96	0.46
1:T:510:VAL:O	1:T:511:ALA:C	2.54	0.46
1:U:200:LEU:HD21	1:U:276:VAL:HA	1.98	0.46
1:U:420:ILE:CD1	1:U:451:LEU:HD22	2.45	0.46
1:W:9:GLY:O	1:W:10:ASN:C	2.54	0.46
1:W:87:ASP:CG	1:W:88:GLY:H	2.19	0.46
1:W:417:VAL:HG11	1:W:477:GLY:CA	2.46	0.46
1:X:10:ASN:O	1:X:13:ARG:N	2.45	0.46
1:X:451:LEU:C	1:X:453:GLN:N	2.69	0.46
1:Y:113:PRO:HB3	1:Y:515:ILE:O	2.16	0.46
1:Y:272:LYS:H	1:Y:272:LYS:HD2	1.81	0.46
1:Z:151:SER:HB3	1:Z:399:ALA:HA	1.97	0.46
1:Z:456:LEU:C	1:Z:458:CYS:H	2.18	0.46
1:2:213:VAL:HB	1:2:325:ILE:CG1	2.46	0.46
1:2:383:ALA:O	1:2:384:ALA:CB	2.64	0.46
1:2:421:ARG:NH2	1:2:469:VAL:O	2.48	0.46
1:A:171:LYS:HB2	1:A:407:VAL:HG11	1.98	0.46
1:C:220:ILE:HG23	1:C:248:LEU:HD23	1.98	0.46
1:C:313:THR:O	1:C:317:LEU:HD13	2.16	0.46
1:F:453:GLN:O	1:F:456:LEU:N	2.42	0.46
1:H:82:ASN:HB2	1:H:89:THR:HG22	1.93	0.46
1:H:103:GLY:O	1:H:106:ALA:HB3	2.16	0.46
1:I:183:LEU:O	1:I:184:GLN:HB2	2.15	0.46
1:I:349:ILE:HA	1:I:352:GLN:CG	2.45	0.46
1:M:383:ALA:O	1:M:384:ALA:CB	2.63	0.46
1:M:510:VAL:O	1:M:511:ALA:C	2.53	0.46
1:N:239:ALA:O	1:N:314:LEU:HD11	2.16	0.46
1:N:273:VAL:CG1	1:N:274:ALA:N	2.79	0.46
1:P:453:GLN:O	1:P:456:LEU:N	2.42	0.46
1:Q:151:SER:HB3	1:Q:399:ALA:HA	1.96	0.46
1:Q:488:MET:HE3	1:Q:493:ILE:HB	1.97	0.46
1:R:349:ILE:HA	1:R:352:GLN:HG3	1.98	0.46
1:S:8:PHE:HE1	1:S:519:CYS:SG	2.38	0.46
1:U:383:ALA:O	1:U:384:ALA:CB	2.64	0.46
1:V:447:MET:HE3	1:V:504:LEU:HD21	1.98	0.46
1:W:10:ASN:O	1:W:13:ARG:N	2.47	0.46
1:X:449:ALA:HB3	1:X:450:PRO:CD	2.44	0.46
1:X:479:ASN:OD1	1:X:493:ILE:HD11	2.16	0.46
1:Y:200:LEU:HD21	1:Y:276:VAL:HA	1.97	0.46
1:1:272:LYS:NZ	1:2:228:SER:HB3	2.30	0.46

Continued on next page...

Continued from previous page...

Atom-1	Atom-2	Interatomic distance (Å)	Clash overlap (Å)
1:1:464:VAL:O	1:1:465:VAL:C	2.54	0.46
1:1:479:ASN:OD1	1:1:493:ILE:HD11	2.15	0.46
1:2:64:ASP:C	1:2:64:ASP:OD1	2.54	0.46
1:2:310:GLU:OE1	1:2:310:GLU:N	2.49	0.46
1:2:330:THR:CG2	1:2:331:THR:H	2.29	0.46
1:A:8:PHE:CE1	1:A:519:CYS:SG	3.07	0.46
1:A:233:MET:C	1:A:235:PRO:HD2	2.35	0.46
1:B:213:VAL:HB	1:B:325:ILE:CG1	2.46	0.46
1:F:171:LYS:H	1:F:171:LYS:HG2	1.53	0.46
1:F:213:VAL:HB	1:F:325:ILE:CG1	2.46	0.46
1:F:451:LEU:C	1:F:453:GLN:N	2.66	0.46
1:G:82:ASN:HB2	1:G:89:THR:HG22	1.95	0.46
1:G:510:VAL:O	1:G:511:ALA:C	2.54	0.46
1:H:200:LEU:HD21	1:H:276:VAL:HA	1.97	0.46
1:H:448:GLU:O	1:H:452:ARG:HB2	2.16	0.46
1:I:412:VAL:HG23	1:I:413:ALA:N	2.31	0.46
1:I:440:ILE:O	1:I:443:ALA:N	2.49	0.46
1:K:233:MET:C	1:K:235:PRO:HD2	2.36	0.46
1:K:433:ASN:O	1:K:434:ALA:C	2.54	0.46
1:L:120:ILE:HG13	1:L:439:GLY:O	2.15	0.46
1:M:479:ASN:OD1	1:M:493:ILE:HD11	2.15	0.46
1:N:412:VAL:HG23	1:N:413:ALA:N	2.31	0.46
1:N:449:ALA:HB3	1:N:450:PRO:CD	2.44	0.46
1:P:69:MET:O	1:P:73:MET:HG3	2.15	0.46
1:Q:11:ASP:OD1	1:Q:11:ASP:N	2.48	0.46
1:Q:64:ASP:C	1:Q:64:ASP:OD1	2.53	0.46
1:S:70:GLY:HA2	1:S:73:MET:HE2	1.97	0.46
1:S:233:MET:C	1:S:235:PRO:HD2	2.36	0.46
1:U:151:SER:HB3	1:U:399:ALA:HA	1.96	0.46
1:V:12:ALA:HB1	1:V:520:MET:HG3	1.98	0.46
1:V:27:VAL:C	1:V:29:VAL:H	2.19	0.46
1:V:440:ILE:O	1:V:443:ALA:N	2.48	0.46
1:V:464:VAL:O	1:V:465:VAL:C	2.52	0.46
1:W:129:GLU:O	1:W:132:LYS:N	2.49	0.46
1:W:220:ILE:HG23	1:W:248:LEU:HB3	1.98	0.46
1:W:233:MET:C	1:W:235:PRO:HD2	2.35	0.46
1:W:269:GLY:O	1:X:229:ASN:CG	2.53	0.46
1:X:41:ASP:OD1	1:Y:69:MET:HG2	2.16	0.46
1:X:310:GLU:N	1:X:310:GLU:OE1	2.49	0.46
1:Y:140:ASP:O	1:Y:142:LYS:N	2.48	0.46
1:Y:330:THR:CG2	1:Y:331:THR:N	2.77	0.46

Continued on next page...

Continued from previous page...

Atom-1	Atom-2	Interatomic distance (Å)	Clash overlap (Å)
1:Z:134:LEU:O	1:Z:135:SER:C	2.54	0.46
1:1:129:GLU:O	1:1:132:LYS:N	2.49	0.46
1:2:66:PHE:O	1:2:67:GLU:C	2.53	0.46
1:A:10:ASN:O	1:A:13:ARG:N	2.44	0.46
1:A:440:ILE:O	1:A:443:ALA:N	2.48	0.46
1:B:10:ASN:O	1:B:13:ARG:N	2.47	0.46
1:C:488:MET:HE3	1:C:493:ILE:HB	1.98	0.46
1:D:440:ILE:O	1:D:441:LYS:C	2.54	0.46
1:E:330:THR:CG2	1:E:331:THR:H	2.28	0.46
1:F:200:LEU:HD21	1:F:276:VAL:HA	1.98	0.46
1:G:486:GLY:C	1:G:491:MET:HE2	2.37	0.46
1:H:64:ASP:C	1:H:64:ASP:OD1	2.54	0.46
1:H:120:ILE:HG13	1:H:439:GLY:O	2.16	0.46
1:H:464:VAL:O	1:H:465:VAL:C	2.53	0.46
1:K:140:ASP:O	1:K:142:LYS:N	2.49	0.46
1:L:73:MET:O	1:L:76:GLU:N	2.49	0.46
1:L:417:VAL:HG11	1:L:477:GLY:CA	2.44	0.46
1:M:183:LEU:O	1:M:184:GLN:HB2	2.16	0.46
1:N:10:ASN:O	1:N:13:ARG:N	2.47	0.46
1:N:66:PHE:O	1:N:67:GLU:C	2.52	0.46
1:N:151:SER:HB3	1:N:399:ALA:HA	1.97	0.46
1:N:200:LEU:HD21	1:N:276:VAL:HA	1.97	0.46
1:N:417:VAL:HG23	1:N:418:ALA:H	1.80	0.46
1:O:170:GLY:C	1:O:172:GLU:H	2.19	0.46
1:O:228:SER:CB	1:U:272:LYS:NZ	2.79	0.46
1:P:524:LEU:O	1:P:526:LYS:N	2.39	0.46
1:Q:310:GLU:OE1	1:Q:310:GLU:N	2.49	0.46
1:T:13:ARG:O	1:T:14:VAL:C	2.52	0.46
1:V:414:GLY:N	1:V:494:LEU:HA	2.31	0.46
1:Y:40:LEU:HD13	1:Y:59:GLU:HG3	1.97	0.46
1:Z:134:LEU:N	1:Z:134:LEU:CD2	2.79	0.46
1:1:180:GLY:H	1:1:389:MET:HE2	1.81	0.46
1:2:82:ASN:HB2	1:2:89:THR:HG22	1.94	0.46
1:2:183:LEU:CA	1:2:383:ALA:HB3	2.44	0.46
1:2:239:ALA:O	1:2:314:LEU:HD11	2.16	0.46
1:B:66:PHE:O	1:B:67:GLU:C	2.55	0.46
1:B:349:ILE:HA	1:B:352:GLN:CG	2.45	0.46
1:C:230:ILE:O	1:C:230:ILE:HG12	2.16	0.46
1:D:412:VAL:HG23	1:D:413:ALA:N	2.31	0.46
1:D:420:ILE:CD1	1:D:451:LEU:HD22	2.46	0.46
1:D:486:GLY:C	1:D:491:MET:HE2	2.37	0.46

Continued on next page...

Continued from previous page...

Atom-1	Atom-2	Interatomic distance (Å)	Clash overlap (Å)
1:E:330:THR:CG2	1:E:331:THR:N	2.78	0.46
1:E:412:VAL:CG2	1:E:413:ALA:N	2.78	0.46
1:F:140:ASP:O	1:F:142:LYS:N	2.49	0.46
1:F:233:MET:C	1:F:235:PRO:HD2	2.36	0.46
1:F:440:ILE:O	1:F:443:ALA:N	2.49	0.46
1:I:524:LEU:O	1:I:526:LYS:N	2.39	0.46
1:K:12:ALA:HB1	1:K:520:MET:HG3	1.97	0.46
1:K:151:SER:HB3	1:K:399:ALA:HA	1.97	0.46
1:K:200:LEU:HD21	1:K:276:VAL:HA	1.97	0.46
1:L:456:LEU:C	1:L:458:CYS:H	2.18	0.46
1:M:330:THR:CG2	1:M:331:THR:N	2.78	0.46
1:M:369:VAL:HG23	1:M:370:ALA:H	1.80	0.46
1:N:24:ALA:CB	1:N:97:GLN:HE21	2.28	0.46
1:N:127:ALA:HB1	1:N:422:VAL:HG11	1.97	0.46
1:N:140:ASP:C	1:N:142:LYS:H	2.19	0.46
1:N:417:VAL:HG23	1:N:418:ALA:N	2.31	0.46
1:Q:430:ARG:HG2	1:Q:430:ARG:HH11	1.80	0.46
1:R:134:LEU:N	1:R:134:LEU:CD2	2.78	0.46
1:T:73:MET:O	1:T:76:GLU:N	2.49	0.46
1:U:217:SER:N	1:U:218:PRO:HD3	2.31	0.46
1:U:220:ILE:HG23	1:U:248:LEU:HB3	1.98	0.46
1:W:134:LEU:N	1:W:134:LEU:CD2	2.78	0.46
1:X:127:ALA:HB1	1:X:422:VAL:HG11	1.98	0.46
1:X:440:ILE:O	1:X:441:LYS:C	2.54	0.46
1:Z:220:ILE:HG23	1:Z:248:LEU:HD23	1.98	0.46
1:Z:338:GLU:C	1:Z:340:ALA:H	2.18	0.46
1:B:217:SER:N	1:B:218:PRO:HD3	2.31	0.45
1:B:451:LEU:C	1:B:453:GLN:N	2.70	0.45
1:B:464:VAL:O	1:B:466:ALA:N	2.49	0.45
1:C:486:GLY:C	1:C:491:MET:HE2	2.37	0.45
1:D:10:ASN:O	1:D:13:ARG:N	2.46	0.45
1:E:82:ASN:HB2	1:E:89:THR:HG22	1.93	0.45
1:E:214:GLU:C	1:E:215:LEU:HD23	2.37	0.45
1:E:414:GLY:N	1:E:494:LEU:HA	2.28	0.45
1:F:73:MET:O	1:F:76:GLU:N	2.49	0.45
1:G:12:ALA:HB1	1:G:520:MET:HG3	1.97	0.45
1:G:233:MET:HB3	1:G:237:LEU:HG	1.99	0.45
1:G:464:VAL:O	1:G:465:VAL:C	2.53	0.45
1:H:134:LEU:N	1:H:134:LEU:CD2	2.78	0.45
1:H:524:LEU:O	1:H:526:LYS:N	2.41	0.45
1:J:258:ALA:O	1:J:262:LEU:HG	2.15	0.45

Continued on next page...

Continued from previous page...

Atom-1	Atom-2	Interatomic distance (Å)	Clash overlap (Å)
1:J:273:VAL:CG1	1:J:274:ALA:N	2.79	0.45
1:J:383:ALA:O	1:J:384:ALA:CB	2.64	0.45
1:L:220:ILE:HG23	1:L:248:LEU:HD23	1.98	0.45
1:L:239:ALA:O	1:L:314:LEU:HD11	2.15	0.45
1:N:66:PHE:O	1:N:69:MET:N	2.48	0.45
1:N:82:ASN:HB2	1:N:89:THR:HG22	1.95	0.45
1:N:310:GLU:OE1	1:N:310:GLU:N	2.49	0.45
1:P:217:SER:N	1:P:218:PRO:HD3	2.31	0.45
1:Q:82:ASN:HB2	1:Q:89:THR:HG22	1.93	0.45
1:S:233:MET:HB3	1:S:237:LEU:HG	1.98	0.45
1:T:82:ASN:HB2	1:T:89:THR:HG22	1.92	0.45
1:T:453:GLN:O	1:T:456:LEU:N	2.42	0.45
1:V:510:VAL:O	1:V:511:ALA:C	2.52	0.45
1:W:477:GLY:HA3	1:W:488:MET:SD	2.55	0.45
1:W:499:VAL:CG2	1:W:500:THR:N	2.79	0.45
1:X:501:ARG:O	1:X:504:LEU:N	2.49	0.45
1:Y:499:VAL:HG22	1:Y:500:THR:N	2.31	0.45
1:Z:103:GLY:O	1:Z:106:ALA:N	2.44	0.45
1:Z:200:LEU:HD21	1:Z:276:VAL:HA	1.97	0.45
1:1:310:GLU:OE1	1:1:310:GLU:N	2.49	0.45
1:2:24:ALA:CB	1:2:97:GLN:HE21	2.28	0.45
1:A:34:LYS:CG	1:A:458:CYS:SG	3.05	0.45
1:A:170:GLY:C	1:A:172:GLU:H	2.18	0.45
1:D:220:ILE:HG23	1:D:248:LEU:HB3	1.97	0.45
1:E:170:GLY:C	1:E:172:GLU:H	2.20	0.45
1:E:383:ALA:O	1:E:384:ALA:CB	2.64	0.45
1:E:477:GLY:HA3	1:E:488:MET:SD	2.56	0.45
1:F:412:VAL:CG2	1:F:413:ALA:N	2.78	0.45
1:G:176:THR:HG22	1:G:177:VAL:N	2.32	0.45
1:G:200:LEU:HD21	1:G:276:VAL:HA	1.98	0.45
1:H:8:PHE:CE1	1:H:519:CYS:SG	3.07	0.45
1:H:233:MET:C	1:H:235:PRO:HD2	2.36	0.45
1:H:233:MET:HB3	1:H:237:LEU:HG	1.99	0.45
1:J:73:MET:O	1:J:76:GLU:N	2.49	0.45
1:K:34:LYS:CG	1:K:458:CYS:SG	3.05	0.45
1:O:140:ASP:O	1:O:142:LYS:N	2.49	0.45
1:Q:170:GLY:C	1:Q:172:GLU:H	2.19	0.45
1:Q:213:VAL:HB	1:Q:325:ILE:CG1	2.46	0.45
1:R:17:LEU:O	1:R:20:VAL:HG22	2.16	0.45
1:R:510:VAL:O	1:R:511:ALA:C	2.51	0.45
1:T:66:PHE:CE1	1:T:522:THR:CG2	2.99	0.45

Continued on next page...

Continued from previous page...

Atom-1	Atom-2	Interatomic distance (Å)	Clash overlap (Å)
1:W:23:LEU:CD2	1:W:75:LYS:HB2	2.47	0.45
1:W:34:LYS:CG	1:W:458:CYS:SG	3.04	0.45
1:Y:412:VAL:HG23	1:Y:413:ALA:N	2.31	0.45
1:Y:440:ILE:O	1:Y:441:LYS:C	2.55	0.45
1:Z:213:VAL:HB	1:Z:325:ILE:CG1	2.47	0.45
1:1:217:SER:N	1:1:218:PRO:HD3	2.31	0.45
1:A:421:ARG:NH2	1:A:469:VAL:O	2.48	0.45
1:A:479:ASN:OD1	1:A:493:ILE:HD11	2.16	0.45
1:C:27:VAL:C	1:C:29:VAL:H	2.20	0.45
1:C:181:THR:HB	1:D:283:ASP:OD2	2.16	0.45
1:C:200:LEU:HD21	1:C:276:VAL:HA	1.99	0.45
1:C:510:VAL:O	1:C:511:ALA:C	2.54	0.45
1:D:272:LYS:NZ	1:E:228:SER:HB3	2.31	0.45
1:E:13:ARG:O	1:E:16:MET:N	2.49	0.45
1:E:369:VAL:HG23	1:E:370:ALA:H	1.82	0.45
1:F:10:ASN:O	1:F:13:ARG:N	2.48	0.45
1:I:170:GLY:C	1:I:172:GLU:H	2.19	0.45
1:L:29:VAL:C	1:L:31:LEU:N	2.69	0.45
1:L:417:VAL:HG23	1:L:418:ALA:N	2.32	0.45
1:N:440:ILE:O	1:N:441:LYS:C	2.54	0.45
1:R:233:MET:HB3	1:R:237:LEU:HG	1.99	0.45
1:S:213:VAL:HB	1:S:325:ILE:CG1	2.46	0.45
1:T:213:VAL:HB	1:T:325:ILE:CG1	2.46	0.45
1:U:69:MET:O	1:U:73:MET:HG3	2.15	0.45
1:U:213:VAL:HB	1:U:325:ILE:CG1	2.47	0.45
1:U:272:LYS:H	1:U:272:LYS:HD2	1.82	0.45
1:V:171:LYS:HB2	1:V:407:VAL:HG11	1.98	0.45
1:V:412:VAL:CG2	1:V:413:ALA:N	2.79	0.45
1:V:486:GLY:C	1:V:491:MET:HE2	2.36	0.45
1:W:180:GLY:H	1:W:389:MET:HE2	1.81	0.45
1:X:87:ASP:CG	1:X:88:GLY:H	2.20	0.45
1:X:259:LEU:O	1:X:263:VAL:HG23	2.17	0.45
1:Y:233:MET:HB3	1:Y:237:LEU:HG	1.98	0.45
1:1:151:SER:HB3	1:1:399:ALA:HA	1.98	0.45
1:1:456:LEU:C	1:1:458:CYS:H	2.18	0.45
1:2:27:VAL:CG1	1:2:90:THR:HG23	2.46	0.45
1:2:140:ASP:O	1:2:142:LYS:N	2.50	0.45
1:A:13:ARG:O	1:A:16:MET:N	2.50	0.45
1:C:310:GLU:N	1:C:310:GLU:OE1	2.49	0.45
1:C:464:VAL:O	1:C:465:VAL:C	2.54	0.45
1:D:171:LYS:HB2	1:D:407:VAL:HG11	1.98	0.45

Continued on next page...

Continued from previous page...

Atom-1	Atom-2	Interatomic distance (Å)	Clash overlap (Å)
1:E:455:VAL:HG12	1:E:455:VAL:O	2.16	0.45
1:H:217:SER:N	1:H:218:PRO:HD3	2.31	0.45
1:I:330:THR:CG2	1:I:331:THR:N	2.77	0.45
1:J:64:ASP:C	1:J:64:ASP:OD1	2.54	0.45
1:K:217:SER:N	1:K:218:PRO:HD3	2.31	0.45
1:L:70:GLY:HA2	1:L:73:MET:CE	2.46	0.45
1:L:82:ASN:HB2	1:L:89:THR:HG22	1.93	0.45
1:M:46:ALA:CB	1:N:76:GLU:HG3	2.45	0.45
1:M:453:GLN:O	1:M:456:LEU:N	2.39	0.45
1:P:77:VAL:O	1:P:80:LYS:HB2	2.17	0.45
1:P:414:GLY:N	1:P:494:LEU:HA	2.31	0.45
1:R:12:ALA:HB1	1:R:520:MET:HG3	1.98	0.45
1:R:61:GLU:C	1:R:62:LEU:HD23	2.36	0.45
1:R:220:ILE:HG23	1:R:248:LEU:HD23	1.98	0.45
1:S:40:LEU:HD13	1:S:59:GLU:HG3	1.97	0.45
1:S:175:ILE:HA	1:S:377:ALA:HB3	1.98	0.45
1:S:239:ALA:O	1:S:314:LEU:HD11	2.16	0.45
1:S:510:VAL:O	1:S:511:ALA:C	2.54	0.45
1:U:24:ALA:CB	1:U:97:GLN:HE21	2.30	0.45
1:W:171:LYS:HB2	1:W:407:VAL:HG11	1.97	0.45
1:W:213:VAL:HB	1:W:325:ILE:CG1	2.46	0.45
1:W:239:ALA:O	1:W:314:LEU:HD11	2.17	0.45
1:X:406:ALA:HB1	1:X:411:VAL:HG12	1.98	0.45
1:Y:69:MET:O	1:Y:73:MET:HG3	2.15	0.45
1:Y:176:THR:HG22	1:Y:177:VAL:N	2.31	0.45
1:A:220:ILE:HG23	1:A:248:LEU:HD23	1.97	0.45
1:B:330:THR:CG2	1:B:331:THR:N	2.78	0.45
1:B:420:ILE:CD1	1:B:451:LEU:HD22	2.47	0.45
1:C:129:GLU:O	1:C:132:LYS:N	2.49	0.45
1:D:349:ILE:HA	1:D:352:GLN:HG3	1.98	0.45
1:D:419:LEU:HD21	1:D:500:THR:CG2	2.47	0.45
1:E:46:ALA:CB	1:F:76:GLU:HG3	2.47	0.45
1:G:12:ALA:O	1:G:520:MET:SD	2.75	0.45
1:G:23:LEU:CD2	1:G:75:LYS:HB2	2.47	0.45
1:H:220:ILE:HG23	1:H:248:LEU:HD23	1.97	0.45
1:L:66:PHE:CE1	1:L:522:THR:CG2	2.99	0.45
1:M:440:ILE:O	1:M:441:LYS:C	2.54	0.45
1:N:214:GLU:C	1:N:215:LEU:HD23	2.36	0.45
1:N:272:LYS:H	1:N:272:LYS:HD2	1.81	0.45
1:O:68:ASN:HD21	1:O:72:GLN:HG3	1.82	0.45
1:O:239:ALA:O	1:O:314:LEU:HD11	2.17	0.45

Continued on next page...

Continued from previous page...

Atom-1	Atom-2	Interatomic distance (Å)	Clash overlap (Å)
1:O:470:LYS:C	1:O:472:GLY:H	2.20	0.45
1:P:68:ASN:HD21	1:P:72:GLN:HG3	1.81	0.45
1:P:213:VAL:HB	1:P:325:ILE:CG1	2.47	0.45
1:S:383:ALA:O	1:S:384:ALA:CB	2.64	0.45
1:T:66:PHE:O	1:T:67:GLU:C	2.54	0.45
1:T:313:THR:O	1:T:317:LEU:HD13	2.16	0.45
1:U:239:ALA:O	1:U:314:LEU:HD11	2.17	0.45
1:V:13:ARG:O	1:V:16:MET:N	2.50	0.45
1:V:220:ILE:HG23	1:V:248:LEU:HD23	1.98	0.45
1:W:16:MET:SD	1:W:73:MET:HE1	2.57	0.45
1:W:440:ILE:O	1:W:441:LYS:C	2.55	0.45
1:Z:129:GLU:O	1:Z:132:LYS:N	2.49	0.45
1:Z:369:VAL:HG23	1:Z:370:ALA:H	1.81	0.45
1:Z:464:VAL:O	1:Z:465:VAL:C	2.55	0.45
1:B:27:VAL:C	1:B:29:VAL:H	2.20	0.45
1:C:479:ASN:OD1	1:C:493:ILE:HD11	2.16	0.45
1:D:57:ALA:O	1:D:60:ILE:N	2.45	0.45
1:D:310:GLU:OE1	1:D:310:GLU:N	2.50	0.45
1:D:456:LEU:C	1:D:458:CYS:H	2.19	0.45
1:E:140:ASP:O	1:E:142:LYS:N	2.50	0.45
1:F:57:ALA:O	1:F:60:ILE:N	2.47	0.45
1:F:272:LYS:H	1:F:272:LYS:HD2	1.82	0.45
1:F:330:THR:CG2	1:F:331:THR:N	2.76	0.45
1:F:420:ILE:HD11	1:F:451:LEU:HB3	1.98	0.45
1:G:73:MET:O	1:G:76:GLU:N	2.49	0.45
1:G:103:GLY:O	1:G:106:ALA:HB3	2.17	0.45
1:H:417:VAL:HG23	1:H:418:ALA:N	2.32	0.45
1:K:64:ASP:C	1:K:64:ASP:OD1	2.54	0.45
1:K:449:ALA:O	1:K:450:PRO:C	2.54	0.45
1:M:34:LYS:CG	1:M:458:CYS:SG	3.04	0.45
1:M:40:LEU:HD13	1:M:59:GLU:HG3	1.99	0.45
1:M:420:ILE:HD12	1:M:451:LEU:HD22	1.99	0.45
1:N:217:SER:N	1:N:218:PRO:HD3	2.32	0.45
1:N:259:LEU:O	1:N:263:VAL:HG23	2.16	0.45
1:O:24:ALA:CB	1:O:97:GLN:HE21	2.30	0.45
1:O:180:GLY:H	1:O:389:MET:HE2	1.82	0.45
1:Q:417:VAL:HG23	1:Q:418:ALA:N	2.32	0.45
1:R:171:LYS:HB2	1:R:407:VAL:HG11	1.99	0.45
1:S:310:GLU:N	1:S:310:GLU:OE1	2.50	0.45
1:S:417:VAL:HG11	1:S:477:GLY:CA	2.47	0.45
1:T:41:ASP:OD1	1:U:69:MET:HG2	2.17	0.45

Continued on next page...

Continued from previous page...

Atom-1	Atom-2	Interatomic distance (Å)	Clash overlap (Å)
1:T:171:LYS:HB2	1:T:407:VAL:HG11	1.98	0.45
1:T:440:ILE:O	1:T:443:ALA:N	2.50	0.45
1:U:127:ALA:HB1	1:U:422:VAL:HG11	1.99	0.45
1:U:501:ARG:O	1:U:504:LEU:N	2.49	0.45
1:U:524:LEU:O	1:U:526:LYS:N	2.39	0.45
1:V:127:ALA:HB1	1:V:422:VAL:HG11	1.99	0.45
1:W:40:LEU:HD13	1:W:59:GLU:HG3	1.97	0.45
1:W:200:LEU:HD21	1:W:276:VAL:HA	1.97	0.45
1:W:383:ALA:O	1:W:384:ALA:CB	2.64	0.45
1:W:412:VAL:HG23	1:W:413:ALA:N	2.31	0.45
1:W:420:ILE:CD1	1:W:451:LEU:HD22	2.46	0.45
1:X:171:LYS:HB2	1:X:407:VAL:HG11	1.99	0.45
1:X:259:LEU:C	1:X:261:THR:H	2.19	0.45
1:Y:213:VAL:HB	1:Y:325:ILE:CG1	2.47	0.45
1:Y:497:THR:O	1:Y:498:LYS:C	2.55	0.45
1:Z:414:GLY:N	1:Z:494:LEU:HA	2.28	0.45
1:2:183:LEU:O	1:2:184:GLN:HB2	2.17	0.45
1:A:233:MET:HB3	1:A:237:LEU:HG	1.99	0.45
1:A:417:VAL:HG11	1:A:477:GLY:CA	2.47	0.45
1:G:233:MET:C	1:G:235:PRO:HD2	2.37	0.45
1:I:13:ARG:O	1:I:14:VAL:C	2.54	0.45
1:I:414:GLY:N	1:I:494:LEU:HA	2.30	0.45
1:I:453:GLN:O	1:I:456:LEU:N	2.42	0.45
1:K:95:LEU:O	1:K:98:ALA:HB3	2.17	0.45
1:K:171:LYS:HB2	1:K:407:VAL:HG11	1.98	0.45
1:K:220:ILE:HG23	1:K:248:LEU:HD23	1.98	0.45
1:K:273:VAL:CG1	1:K:274:ALA:N	2.80	0.45
1:K:310:GLU:N	1:K:310:GLU:OE1	2.49	0.45
1:L:127:ALA:HB1	1:L:422:VAL:HG11	1.99	0.45
1:M:447:MET:HE3	1:M:504:LEU:HD21	1.98	0.45
1:M:488:MET:HE3	1:M:493:ILE:HB	1.98	0.45
1:N:57:ALA:O	1:N:60:ILE:N	2.46	0.45
1:N:88:GLY:O	1:N:91:THR:N	2.49	0.45
1:P:171:LYS:HB2	1:P:407:VAL:HG11	1.98	0.45
1:Q:13:ARG:O	1:Q:14:VAL:C	2.55	0.45
1:Q:127:ALA:HB1	1:Q:422:VAL:HG11	1.99	0.45
1:Q:220:ILE:HG23	1:Q:248:LEU:HB3	1.98	0.45
1:Q:464:VAL:O	1:Q:465:VAL:C	2.55	0.45
1:R:170:GLY:C	1:R:172:GLU:H	2.19	0.45
1:R:214:GLU:C	1:R:215:LEU:HD23	2.37	0.45
1:S:151:SER:HB3	1:S:399:ALA:HA	1.97	0.45

Continued on next page...

Continued from previous page...

Atom-1	Atom-2	Interatomic distance (Å)	Clash overlap (Å)
1:S:414:GLY:N	1:S:494:LEU:HA	2.29	0.45
1:T:13:ARG:O	1:T:16:MET:N	2.50	0.45
1:T:170:GLY:C	1:T:172:GLU:H	2.18	0.45
1:T:233:MET:HB3	1:T:237:LEU:HG	1.99	0.45
1:T:417:VAL:HG11	1:T:477:GLY:CA	2.46	0.45
1:V:140:ASP:O	1:V:142:LYS:N	2.50	0.45
1:W:488:MET:HE3	1:W:493:ILE:HB	1.98	0.45
1:X:217:SER:N	1:X:218:PRO:HD3	2.32	0.45
1:X:220:ILE:HG23	1:X:248:LEU:HB3	1.98	0.45
1:Y:66:PHE:O	1:Y:67:GLU:C	2.55	0.45
1:Y:170:GLY:C	1:Y:172:GLU:H	2.19	0.45
1:Z:233:MET:C	1:Z:235:PRO:HD2	2.37	0.45
1:Z:486:GLY:C	1:Z:491:MET:HE2	2.37	0.45
1:1:91:THR:O	1:1:94:VAL:HG13	2.16	0.45
1:A:349:ILE:HA	1:A:352:GLN:HG3	1.99	0.45
1:A:521:VAL:O	1:A:521:VAL:HG12	2.16	0.45
1:B:24:ALA:O	1:B:26:ALA:N	2.50	0.45
1:B:259:LEU:O	1:B:263:VAL:HG23	2.17	0.45
1:C:449:ALA:HB3	1:C:450:PRO:CD	2.42	0.45
1:E:12:ALA:O	1:E:520:MET:SD	2.74	0.45
1:E:69:MET:O	1:E:73:MET:HG3	2.17	0.45
1:E:217:SER:N	1:E:218:PRO:HD3	2.31	0.45
1:F:417:VAL:HG11	1:F:477:GLY:CA	2.46	0.45
1:H:383:ALA:O	1:H:384:ALA:CB	2.65	0.45
1:I:242:LYS:C	1:I:244:GLY:N	2.71	0.45
1:J:217:SER:N	1:J:218:PRO:HD3	2.32	0.45
1:J:420:ILE:CD1	1:J:451:LEU:HD22	2.47	0.45
1:K:82:ASN:HB2	1:K:89:THR:HG22	1.91	0.45
1:K:183:LEU:O	1:K:184:GLN:HB2	2.17	0.45
1:M:57:ALA:O	1:M:60:ILE:N	2.45	0.45
1:M:68:ASN:HD21	1:M:72:GLN:HG3	1.82	0.45
1:M:170:GLY:C	1:M:172:GLU:H	2.19	0.45
1:N:103:GLY:O	1:N:106:ALA:HB3	2.16	0.45
1:O:421:ARG:NH2	1:O:469:VAL:O	2.49	0.45
1:Q:417:VAL:HG23	1:Q:418:ALA:H	1.82	0.45
1:R:376:VAL:HG12	1:R:377:ALA:N	2.32	0.45
1:S:27:VAL:C	1:S:29:VAL:H	2.20	0.45
1:S:259:LEU:O	1:S:263:VAL:HG23	2.16	0.45
1:U:66:PHE:CE1	1:U:522:THR:CG2	2.97	0.45
1:U:171:LYS:HB2	1:U:407:VAL:HG11	1.99	0.45
1:V:180:GLY:H	1:V:389:MET:HE2	1.82	0.45

Continued on next page...

Continued from previous page...

Atom-1	Atom-2	Interatomic distance (Å)	Clash overlap (Å)
1:X:242:LYS:C	1:X:244:GLY:N	2.70	0.45
1:Y:136:VAL:O	1:Y:137:PRO:O	2.35	0.45
1:Y:171:LYS:HB2	1:Y:407:VAL:HG11	1.99	0.45
1:Z:217:SER:N	1:Z:218:PRO:HD3	2.31	0.45
1:1:68:ASN:HD21	1:1:72:GLN:HG3	1.82	0.45
1:2:23:LEU:CD2	1:2:75:LYS:HB2	2.47	0.45
1:2:493:ILE:O	1:2:493:ILE:HG22	2.16	0.45
1:2:510:VAL:O	1:2:511:ALA:C	2.55	0.45
1:B:12:ALA:HB1	1:B:520:MET:HG3	1.98	0.45
1:B:449:ALA:HB3	1:B:450:PRO:CD	2.44	0.45
1:C:127:ALA:HB1	1:C:422:VAL:HG11	1.99	0.45
1:F:13:ARG:O	1:F:16:MET:N	2.49	0.45
1:H:272:LYS:H	1:H:272:LYS:HD2	1.82	0.45
1:I:129:GLU:O	1:I:132:LYS:N	2.50	0.45
1:K:220:ILE:HG23	1:K:248:LEU:HB3	1.99	0.45
1:K:487:ASN:O	1:K:491:MET:HG3	2.16	0.45
1:L:464:VAL:O	1:L:465:VAL:C	2.54	0.45
1:N:183:LEU:O	1:N:184:GLN:HB2	2.17	0.45
1:O:213:VAL:HB	1:O:325:ILE:CG1	2.47	0.45
1:O:449:ALA:HB3	1:O:450:PRO:CD	2.43	0.45
1:P:73:MET:O	1:P:76:GLU:N	2.49	0.45
1:P:91:THR:O	1:P:94:VAL:CG1	2.65	0.45
1:Q:140:ASP:O	1:Q:142:LYS:N	2.50	0.45
1:Q:217:SER:N	1:Q:218:PRO:HD3	2.32	0.45
1:R:239:ALA:O	1:R:314:LEU:HD21	2.17	0.45
1:S:73:MET:O	1:S:76:GLU:N	2.50	0.45
1:S:220:ILE:HG23	1:S:248:LEU:HD23	1.98	0.45
1:T:451:LEU:C	1:T:453:GLN:N	2.70	0.45
1:U:233:MET:HB3	1:U:237:LEU:HG	1.99	0.45
1:U:310:GLU:OE1	1:U:310:GLU:N	2.50	0.45
1:U:417:VAL:HG23	1:U:418:ALA:H	1.80	0.45
1:V:170:GLY:C	1:V:172:GLU:H	2.18	0.45
1:W:66:PHE:O	1:W:69:MET:N	2.50	0.45
1:W:70:GLY:HA2	1:W:73:MET:CE	2.46	0.45
1:W:456:LEU:C	1:W:458:CYS:H	2.20	0.45
1:X:85:ALA:CB	1:X:499:VAL:HG12	2.37	0.45
1:X:176:THR:HG21	1:X:333:ILE:HD11	1.97	0.45
1:Y:487:ASN:O	1:Y:491:MET:HG3	2.16	0.45
1:Z:13:ARG:O	1:Z:16:MET:N	2.50	0.45
1:Z:57:ALA:O	1:Z:58:ARG:C	2.55	0.45
1:Z:417:VAL:HG23	1:Z:418:ALA:N	2.31	0.45

Continued on next page...

Continued from previous page...

Atom-1	Atom-2	Interatomic distance (Å)	Clash overlap (Å)
1:2:66:PHE:CE1	1:2:522:THR:CG2	2.99	0.45
1:2:91:THR:O	1:2:94:VAL:HG13	2.17	0.45
1:2:171:LYS:HB2	1:2:407:VAL:HG11	1.98	0.45
1:A:134:LEU:N	1:A:134:LEU:CD2	2.80	0.45
1:A:406:ALA:HB1	1:A:411:VAL:HG12	1.98	0.45
1:B:409:GLU:O	1:B:497:THR:HB	2.17	0.45
1:C:412:VAL:HG23	1:C:413:ALA:N	2.32	0.45
1:C:447:MET:HE3	1:C:504:LEU:HD21	1.98	0.45
1:D:66:PHE:HE1	1:D:522:THR:HG22	1.77	0.45
1:D:510:VAL:O	1:D:511:ALA:C	2.56	0.45
1:E:220:ILE:HG23	1:E:248:LEU:HD23	1.99	0.45
1:E:417:VAL:HG23	1:E:418:ALA:N	2.32	0.45
1:E:456:LEU:C	1:E:458:CYS:H	2.19	0.45
1:G:220:ILE:HG23	1:G:248:LEU:HB3	1.98	0.45
1:I:232:GLU:HA	1:I:310:GLU:OE1	2.17	0.45
1:J:214:GLU:C	1:J:215:LEU:HD23	2.37	0.45
1:K:420:ILE:CD1	1:K:451:LEU:HD22	2.47	0.45
1:L:214:GLU:C	1:L:215:LEU:HD23	2.38	0.45
1:M:134:LEU:N	1:M:134:LEU:CD2	2.78	0.45
1:N:91:THR:O	1:N:94:VAL:CG1	2.65	0.45
1:N:220:ILE:HG23	1:N:248:LEU:HD23	1.97	0.45
1:O:46:ALA:CB	1:P:76:GLU:HG3	2.45	0.45
1:O:214:GLU:C	1:O:215:LEU:HD23	2.38	0.45
1:O:440:ILE:O	1:O:443:ALA:N	2.50	0.45
1:P:310:GLU:N	1:P:310:GLU:OE1	2.50	0.45
1:P:383:ALA:O	1:P:384:ALA:CB	2.65	0.45
1:Q:239:ALA:O	1:Q:314:LEU:HD21	2.17	0.45
1:Q:272:LYS:H	1:Q:272:LYS:HD2	1.81	0.45
1:R:24:ALA:O	1:R:26:ALA:N	2.50	0.45
1:R:151:SER:HB3	1:R:399:ALA:HA	1.97	0.45
1:U:134:LEU:N	1:U:134:LEU:CD2	2.80	0.45
1:X:13:ARG:O	1:X:16:MET:N	2.50	0.45
1:X:151:SER:CB	1:X:399:ALA:HA	2.47	0.45
1:Z:66:PHE:CE1	1:Z:522:THR:CG2	3.00	0.45
1:A:220:ILE:HG23	1:A:248:LEU:HB3	2.00	0.44
1:A:239:ALA:O	1:A:314:LEU:HD11	2.16	0.44
1:C:91:THR:O	1:C:94:VAL:HG13	2.17	0.44
1:D:449:ALA:HB3	1:D:450:PRO:CD	2.42	0.44
1:G:91:THR:O	1:G:94:VAL:HG13	2.18	0.44
1:G:217:SER:N	1:G:218:PRO:HD3	2.32	0.44
1:H:417:VAL:HG11	1:H:477:GLY:CA	2.47	0.44

Continued on next page...

Continued from previous page...

Atom-1	Atom-2	Interatomic distance (Å)	Clash overlap (Å)
1:I:488:MET:HE3	1:I:493:ILE:HB	1.99	0.44
1:L:499:VAL:CG2	1:L:500:THR:N	2.81	0.44
1:M:414:GLY:N	1:M:494:LEU:HA	2.31	0.44
1:N:213:VAL:HB	1:N:325:ILE:CG1	2.47	0.44
1:O:220:ILE:HG23	1:O:248:LEU:HD23	1.98	0.44
1:P:66:PHE:HE1	1:P:522:THR:HG22	1.78	0.44
1:T:464:VAL:O	1:T:465:VAL:C	2.55	0.44
1:U:179:ASP:HB3	1:U:389:MET:HE1	1.99	0.44
1:V:217:SER:N	1:V:218:PRO:HD3	2.32	0.44
1:X:278:ALA:HB1	1:X:279:PRO:CD	2.43	0.44
1:Y:217:SER:N	1:Y:218:PRO:HD3	2.32	0.44
1:Y:273:VAL:CG1	1:Y:274:ALA:N	2.79	0.44
1:Y:464:VAL:O	1:Y:466:ALA:N	2.51	0.44
1:Z:417:VAL:HG11	1:Z:477:GLY:CA	2.45	0.44
1:A:383:ALA:O	1:A:384:ALA:CB	2.65	0.44
1:B:230:ILE:CD1	1:B:261:THR:HG21	2.25	0.44
1:E:413:ALA:O	1:E:417:VAL:HG23	2.17	0.44
1:E:447:MET:HE3	1:E:504:LEU:HD21	1.98	0.44
1:F:170:GLY:C	1:F:172:GLU:H	2.19	0.44
1:F:233:MET:HB3	1:F:237:LEU:HG	2.00	0.44
1:G:417:VAL:HG23	1:G:418:ALA:H	1.80	0.44
1:H:486:GLY:C	1:H:491:MET:HE2	2.38	0.44
1:I:259:LEU:O	1:I:263:VAL:HG23	2.17	0.44
1:J:239:ALA:O	1:J:314:LEU:HD11	2.16	0.44
1:J:272:LYS:H	1:J:272:LYS:HD2	1.82	0.44
1:J:510:VAL:O	1:J:511:ALA:C	2.53	0.44
1:K:412:VAL:CG2	1:K:413:ALA:N	2.80	0.44
1:L:27:VAL:C	1:L:29:VAL:H	2.20	0.44
1:L:200:LEU:HD21	1:L:276:VAL:HA	1.99	0.44
1:L:501:ARG:O	1:L:504:LEU:N	2.50	0.44
1:M:420:ILE:HD11	1:M:451:LEU:HB3	1.98	0.44
1:M:499:VAL:HG22	1:M:500:THR:N	2.33	0.44
1:N:40:LEU:HD13	1:N:59:GLU:HG3	1.98	0.44
1:N:120:ILE:HG13	1:N:439:GLY:O	2.16	0.44
1:O:23:LEU:CD2	1:O:75:LYS:HB2	2.46	0.44
1:O:440:ILE:O	1:O:441:LYS:C	2.54	0.44
1:Q:10:ASN:O	1:Q:13:ARG:N	2.47	0.44
1:R:70:GLY:HA2	1:R:73:MET:HE3	1.97	0.44
1:R:230:ILE:O	1:R:230:ILE:HG12	2.18	0.44
1:R:272:LYS:H	1:R:272:LYS:HD2	1.82	0.44
1:T:24:ALA:CB	1:T:97:GLN:HE21	2.30	0.44

Continued on next page...

Continued from previous page...

Atom-1	Atom-2	Interatomic distance (Å)	Clash overlap (Å)
1:T:414:GLY:N	1:T:494:LEU:HA	2.32	0.44
1:T:524:LEU:O	1:T:526:LYS:N	2.42	0.44
1:U:111:MET:HG2	1:U:435:ASP:OD1	2.17	0.44
1:U:214:GLU:C	1:U:215:LEU:HD23	2.37	0.44
1:U:369:VAL:HG23	1:U:370:ALA:H	1.82	0.44
1:U:456:LEU:C	1:U:458:CYS:H	2.19	0.44
1:V:220:ILE:HG23	1:V:248:LEU:HB3	2.00	0.44
1:V:501:ARG:O	1:V:504:LEU:N	2.50	0.44
1:W:291:ASP:OD2	1:W:368:ARG:HD2	2.17	0.44
1:X:34:LYS:CG	1:X:458:CYS:SG	3.05	0.44
1:X:488:MET:HE3	1:X:493:ILE:HB	1.98	0.44
1:Y:91:THR:O	1:Y:94:VAL:HG13	2.18	0.44
1:Y:96:ALA:O	1:Y:97:GLN:C	2.53	0.44
1:Y:129:GLU:O	1:Y:132:LYS:N	2.51	0.44
1:Z:16:MET:SD	1:Z:73:MET:HE1	2.57	0.44
1:1:103:GLY:O	1:1:106:ALA:N	2.47	0.44
1:1:272:LYS:H	1:1:272:LYS:HD2	1.82	0.44
1:2:273:VAL:CG1	1:2:274:ALA:N	2.80	0.44
1:A:479:ASN:CG	1:A:493:ILE:HD11	2.38	0.44
1:B:214:GLU:C	1:B:215:LEU:HD23	2.37	0.44
1:C:29:VAL:C	1:C:31:LEU:N	2.70	0.44
1:C:112:ASN:HA	1:C:113:PRO:HD3	1.86	0.44
1:C:383:ALA:O	1:C:384:ALA:CB	2.66	0.44
1:E:412:VAL:HG23	1:E:413:ALA:N	2.32	0.44
1:F:214:GLU:C	1:F:215:LEU:HD23	2.38	0.44
1:F:291:ASP:OD2	1:F:368:ARG:HD2	2.17	0.44
1:F:425:LYS:O	1:F:427:ALA:N	2.50	0.44
1:G:8:PHE:CE1	1:G:519:CYS:SG	3.09	0.44
1:G:91:THR:O	1:G:94:VAL:CG1	2.65	0.44
1:G:220:ILE:HG23	1:G:248:LEU:HD23	1.98	0.44
1:H:16:MET:SD	1:H:73:MET:HE1	2.57	0.44
1:H:464:VAL:O	1:H:466:ALA:N	2.50	0.44
1:J:129:GLU:O	1:J:132:LYS:N	2.50	0.44
1:J:369:VAL:HG23	1:J:370:ALA:H	1.81	0.44
1:K:136:VAL:O	1:K:137:PRO:O	2.34	0.44
1:M:213:VAL:HB	1:M:325:ILE:CG1	2.47	0.44
1:O:200:LEU:HD21	1:O:276:VAL:HA	1.99	0.44
1:O:291:ASP:OD2	1:O:368:ARG:HD2	2.17	0.44
1:P:27:VAL:C	1:P:29:VAL:H	2.20	0.44
1:P:129:GLU:O	1:P:132:LYS:N	2.50	0.44
1:Q:176:THR:HG22	1:Q:177:VAL:N	2.31	0.44

Continued on next page...

Continued from previous page...

Atom-1	Atom-2	Interatomic distance (Å)	Clash overlap (Å)
1:Q:200:LEU:HD21	1:Q:276:VAL:HA	2.00	0.44
1:R:239:ALA:O	1:R:314:LEU:HD11	2.17	0.44
1:S:220:ILE:HG23	1:S:248:LEU:HB3	1.98	0.44
1:S:349:ILE:HA	1:S:352:GLN:HG3	1.99	0.44
1:T:10:ASN:O	1:T:13:ARG:N	2.50	0.44
1:V:91:THR:O	1:V:92:ALA:C	2.56	0.44
1:V:488:MET:HE3	1:V:493:ILE:HB	1.99	0.44
1:W:233:MET:HB3	1:W:237:LEU:HG	2.00	0.44
1:X:213:VAL:HB	1:X:325:ILE:CG1	2.47	0.44
1:Y:134:LEU:N	1:Y:134:LEU:CD2	2.80	0.44
1:Y:140:ASP:C	1:Y:142:LYS:H	2.20	0.44
1:Z:29:VAL:C	1:Z:31:LEU:N	2.71	0.44
1:Z:69:MET:O	1:Z:73:MET:HG3	2.16	0.44
1:Z:214:GLU:C	1:Z:215:LEU:HD23	2.37	0.44
1:Z:239:ALA:O	1:Z:314:LEU:HD21	2.18	0.44
1:Z:259:LEU:C	1:Z:261:THR:H	2.21	0.44
1:Z:440:ILE:O	1:Z:441:LYS:C	2.56	0.44
1:1:220:ILE:HG23	1:1:248:LEU:HB3	2.00	0.44
1:A:409:GLU:O	1:A:497:THR:HB	2.16	0.44
1:A:487:ASN:O	1:A:491:MET:HG3	2.18	0.44
1:C:217:SER:N	1:C:218:PRO:HD3	2.33	0.44
1:D:233:MET:C	1:D:235:PRO:HD2	2.38	0.44
1:E:24:ALA:O	1:E:26:ALA:N	2.51	0.44
1:F:376:VAL:HG12	1:F:377:ALA:N	2.31	0.44
1:F:413:ALA:O	1:F:417:VAL:HG23	2.16	0.44
1:F:487:ASN:OD1	1:F:489:ILE:N	2.50	0.44
1:G:134:LEU:N	1:G:134:LEU:CD2	2.78	0.44
1:G:330:THR:CG2	1:G:331:THR:H	2.27	0.44
1:H:12:ALA:HB1	1:H:520:MET:HG3	1.99	0.44
1:H:27:VAL:C	1:H:29:VAL:H	2.21	0.44
1:H:57:ALA:O	1:H:60:ILE:N	2.47	0.44
1:H:214:GLU:C	1:H:215:LEU:HD23	2.37	0.44
1:H:412:VAL:CG2	1:H:413:ALA:N	2.80	0.44
1:I:272:LYS:H	1:I:272:LYS:HD2	1.82	0.44
1:J:176:THR:HG22	1:J:177:VAL:N	2.31	0.44
1:J:464:VAL:O	1:J:465:VAL:C	2.55	0.44
1:L:497:THR:O	1:L:498:LYS:C	2.55	0.44
1:M:136:VAL:O	1:M:137:PRO:O	2.35	0.44
1:N:259:LEU:C	1:N:261:THR:H	2.21	0.44
1:N:464:VAL:O	1:N:465:VAL:C	2.55	0.44
1:O:69:MET:O	1:O:73:MET:HG3	2.16	0.44

Continued on next page...

Continued from previous page...

Atom-1	Atom-2	Interatomic distance (Å)	Clash overlap (Å)
1:O:73:MET:O	1:O:76:GLU:N	2.49	0.44
1:O:259:LEU:C	1:O:261:THR:H	2.20	0.44
1:P:140:ASP:O	1:P:142:LYS:N	2.51	0.44
1:Q:23:LEU:HD22	1:Q:75:LYS:HB2	2.00	0.44
1:Q:29:VAL:C	1:Q:31:LEU:N	2.70	0.44
1:R:180:GLY:H	1:R:389:MET:HE2	1.82	0.44
1:R:259:LEU:C	1:R:261:THR:H	2.21	0.44
1:R:330:THR:CG2	1:R:331:THR:H	2.29	0.44
1:S:24:ALA:CB	1:S:97:GLN:HE21	2.30	0.44
1:S:29:VAL:C	1:S:31:LEU:N	2.71	0.44
1:X:233:MET:C	1:X:235:PRO:HD2	2.38	0.44
1:X:420:ILE:HD11	1:X:451:LEU:HB3	1.99	0.44
1:Z:220:ILE:HG23	1:Z:248:LEU:HB3	1.98	0.44
1:1:16:MET:SD	1:1:73:MET:HE1	2.57	0.44
1:2:25:ASP:OD1	1:2:28:LYS:HE2	2.17	0.44
1:2:330:THR:CG2	1:2:331:THR:N	2.79	0.44
1:2:479:ASN:CG	1:2:493:ILE:HD11	2.37	0.44
1:A:29:VAL:C	1:A:31:LEU:N	2.69	0.44
1:B:477:GLY:HA3	1:B:488:MET:SD	2.58	0.44
1:C:40:LEU:HD13	1:C:59:GLU:HG3	1.99	0.44
1:C:69:MET:O	1:C:73:MET:HG3	2.17	0.44
1:C:77:VAL:O	1:C:80:LYS:HB2	2.17	0.44
1:E:239:ALA:O	1:E:314:LEU:HD11	2.17	0.44
1:F:12:ALA:HB1	1:F:520:MET:HG3	1.99	0.44
1:F:449:ALA:O	1:F:450:PRO:C	2.56	0.44
1:G:417:VAL:HG11	1:G:477:GLY:CA	2.47	0.44
1:I:12:ALA:HB1	1:I:520:MET:HG3	1.99	0.44
1:I:230:ILE:O	1:I:230:ILE:HG12	2.18	0.44
1:I:310:GLU:OE1	1:I:310:GLU:N	2.50	0.44
1:J:29:VAL:C	1:J:31:LEU:N	2.70	0.44
1:J:259:LEU:C	1:J:261:THR:H	2.21	0.44
1:J:440:ILE:O	1:J:441:LYS:C	2.55	0.44
1:L:12:ALA:HB1	1:L:520:MET:HG3	1.99	0.44
1:L:64:ASP:C	1:L:64:ASP:OD1	2.55	0.44
1:L:183:LEU:O	1:L:184:GLN:HB2	2.17	0.44
1:L:213:VAL:HB	1:L:325:ILE:CG1	2.48	0.44
1:L:417:VAL:HG23	1:L:418:ALA:H	1.82	0.44
1:L:524:LEU:O	1:L:526:LYS:N	2.41	0.44
1:M:95:LEU:O	1:M:98:ALA:HB3	2.17	0.44
1:M:449:ALA:HB3	1:M:450:PRO:CD	2.44	0.44
1:P:91:THR:O	1:P:94:VAL:HG13	2.18	0.44

Continued on next page...

Continued from previous page...

Atom-1	Atom-2	Interatomic distance (Å)	Clash overlap (Å)
1:P:140:ASP:C	1:P:142:LYS:H	2.21	0.44
1:Q:273:VAL:CG1	1:Q:274:ALA:N	2.81	0.44
1:Q:383:ALA:O	1:Q:384:ALA:CB	2.65	0.44
1:R:330:THR:CG2	1:R:331:THR:N	2.79	0.44
1:S:230:ILE:O	1:S:230:ILE:HG12	2.18	0.44
1:S:291:ASP:OD2	1:S:368:ARG:HD2	2.18	0.44
1:U:134:LEU:O	1:U:135:SER:C	2.56	0.44
1:V:151:SER:HB3	1:V:399:ALA:HA	1.99	0.44
1:X:91:THR:O	1:X:94:VAL:HG13	2.17	0.44
1:X:175:ILE:HA	1:X:377:ALA:HB3	1.99	0.44
1:Y:220:ILE:HG23	1:Y:248:LEU:HB3	1.98	0.44
1:Z:273:VAL:CG1	1:Z:274:ALA:N	2.81	0.44
1:Z:406:ALA:HB1	1:Z:411:VAL:HG12	2.00	0.44
1:1:383:ALA:O	1:1:384:ALA:CB	2.66	0.44
1:1:414:GLY:N	1:1:494:LEU:HA	2.31	0.44
1:2:13:ARG:HA	1:2:16:MET:HE2	1.98	0.44
1:2:464:VAL:O	1:2:465:VAL:C	2.53	0.44
1:A:217:SER:N	1:A:218:PRO:HD3	2.32	0.44
1:A:291:ASP:OD2	1:A:368:ARG:HD2	2.18	0.44
1:A:462:PRO:O	1:A:463:SER:C	2.56	0.44
1:B:25:ASP:OD1	1:B:28:LYS:HE2	2.18	0.44
1:B:510:VAL:O	1:B:511:ALA:C	2.54	0.44
1:F:524:LEU:O	1:F:526:LYS:N	2.38	0.44
1:G:129:GLU:C	1:G:131:LEU:H	2.21	0.44
1:G:310:GLU:OE1	1:G:310:GLU:N	2.51	0.44
1:H:13:ARG:O	1:H:16:MET:N	2.50	0.44
1:I:70:GLY:HA2	1:I:73:MET:CE	2.47	0.44
1:K:272:LYS:H	1:K:272:LYS:HD2	1.82	0.44
1:L:13:ARG:O	1:L:16:MET:N	2.51	0.44
1:L:151:SER:HB3	1:L:399:ALA:HA	1.98	0.44
1:P:16:MET:SD	1:P:73:MET:HE1	2.58	0.44
1:P:66:PHE:O	1:P:69:MET:HB2	2.17	0.44
1:P:134:LEU:N	1:P:134:LEU:CD2	2.81	0.44
1:P:447:MET:HE3	1:P:504:LEU:HD21	1.99	0.44
1:Q:70:GLY:O	1:Q:72:GLN:N	2.50	0.44
1:S:200:LEU:HD21	1:S:276:VAL:HA	2.00	0.44
1:S:499:VAL:HG22	1:S:500:THR:N	2.31	0.44
1:T:140:ASP:O	1:T:142:LYS:N	2.50	0.44
1:V:479:ASN:OD1	1:V:493:ILE:HD11	2.17	0.44
1:W:269:GLY:O	1:X:229:ASN:ND2	2.51	0.44
1:X:25:ASP:OD1	1:X:28:LYS:HE2	2.18	0.44

Continued on next page...

Continued from previous page...

Atom-1	Atom-2	Interatomic distance (Å)	Clash overlap (Å)
1:1:171:LYS:H	1:1:171:LYS:HG2	1.52	0.44
1:1:200:LEU:HD21	1:1:276:VAL:HA	1.99	0.44
1:A:213:VAL:HB	1:A:325:ILE:CG1	2.48	0.44
1:B:16:MET:O	1:B:20:VAL:HG13	2.18	0.44
1:B:239:ALA:O	1:B:314:LEU:HD11	2.18	0.44
1:C:451:LEU:C	1:C:453:GLN:N	2.70	0.44
1:C:462:PRO:O	1:C:463:SER:C	2.56	0.44
1:C:487:ASN:O	1:C:491:MET:HG3	2.17	0.44
1:D:66:PHE:O	1:D:69:MET:N	2.51	0.44
1:D:233:MET:HB3	1:D:237:LEU:HG	1.98	0.44
1:E:242:LYS:C	1:E:244:GLY:N	2.71	0.44
1:E:470:LYS:C	1:E:472:GLY:H	2.22	0.44
1:F:273:VAL:CG1	1:F:274:ALA:N	2.80	0.44
1:F:310:GLU:OE1	1:F:310:GLU:N	2.50	0.44
1:F:488:MET:HE3	1:F:493:ILE:HB	1.98	0.44
1:G:171:LYS:HB2	1:G:407:VAL:HG11	2.00	0.44
1:G:214:GLU:C	1:G:215:LEU:HD23	2.37	0.44
1:H:170:GLY:C	1:H:172:GLU:H	2.20	0.44
1:H:479:ASN:CG	1:H:493:ILE:HD11	2.38	0.44
1:I:40:LEU:HD13	1:I:59:GLU:HG3	1.98	0.44
1:I:499:VAL:HG22	1:I:500:THR:N	2.33	0.44
1:K:479:ASN:OD1	1:K:493:ILE:HD11	2.17	0.44
1:K:497:THR:O	1:K:498:LYS:C	2.55	0.44
1:L:134:LEU:N	1:L:134:LEU:CD2	2.80	0.44
1:L:220:ILE:HG23	1:L:248:LEU:HB3	1.99	0.44
1:L:233:MET:HB3	1:L:237:LEU:HG	1.99	0.44
1:L:383:ALA:O	1:L:384:ALA:CB	2.65	0.44
1:M:13:ARG:HA	1:M:16:MET:HE2	1.98	0.44
1:M:127:ALA:HB1	1:M:422:VAL:HG11	2.00	0.44
1:O:230:ILE:HG12	1:O:230:ILE:O	2.18	0.44
1:O:376:VAL:HG12	1:O:377:ALA:N	2.33	0.44
1:P:233:MET:HB3	1:P:237:LEU:HG	1.99	0.44
1:P:464:VAL:O	1:P:466:ALA:N	2.51	0.44
1:Q:242:LYS:C	1:Q:244:GLY:N	2.71	0.44
1:R:91:THR:O	1:R:94:VAL:CG1	2.66	0.44
1:R:417:VAL:HG11	1:R:477:GLY:CA	2.47	0.44
1:R:470:LYS:C	1:R:472:GLY:H	2.21	0.44
1:S:77:VAL:O	1:S:80:LYS:HB2	2.18	0.44
1:T:40:LEU:HD13	1:T:59:GLU:HG3	1.99	0.44
1:U:57:ALA:O	1:U:59:GLU:N	2.51	0.44
1:U:64:ASP:C	1:U:64:ASP:OD1	2.55	0.44

Continued on next page...

Continued from previous page...

Atom-1	Atom-2	Interatomic distance (Å)	Clash overlap (Å)
1:V:29:VAL:C	1:V:31:LEU:N	2.71	0.44
1:V:176:THR:HG22	1:V:177:VAL:N	2.32	0.44
1:Z:57:ALA:O	1:Z:60:ILE:N	2.43	0.44
1:1:272:LYS:HZ1	1:2:228:SER:HB3	1.83	0.44
1:A:464:VAL:O	1:A:465:VAL:C	2.55	0.44
1:B:13:ARG:HA	1:B:16:MET:HE2	2.00	0.44
1:B:129:GLU:O	1:B:132:LYS:N	2.51	0.44
1:C:136:VAL:O	1:C:137:PRO:O	2.35	0.44
1:D:11:ASP:OD1	1:D:11:ASP:N	2.48	0.44
1:E:488:MET:HE3	1:E:493:ILE:HB	2.00	0.44
1:G:383:ALA:O	1:G:384:ALA:CB	2.64	0.44
1:H:230:ILE:O	1:H:230:ILE:HG12	2.18	0.44
1:I:259:LEU:C	1:I:261:THR:H	2.20	0.44
1:I:420:ILE:HD12	1:I:451:LEU:HD22	2.00	0.44
1:J:134:LEU:N	1:J:134:LEU:CD2	2.80	0.44
1:K:13:ARG:HA	1:K:16:MET:HE2	2.00	0.44
1:M:272:LYS:H	1:M:272:LYS:HD2	1.82	0.44
1:M:501:ARG:O	1:M:504:LEU:N	2.51	0.44
1:O:136:VAL:O	1:O:137:PRO:O	2.35	0.44
1:O:310:GLU:OE1	1:O:310:GLU:N	2.51	0.44
1:P:230:ILE:O	1:P:230:ILE:HG12	2.18	0.44
1:P:239:ALA:O	1:P:314:LEU:HD11	2.18	0.44
1:Q:233:MET:HB3	1:Q:237:LEU:HG	1.99	0.44
1:R:230:ILE:CD1	1:R:261:THR:HG21	2.24	0.44
1:S:112:ASN:HA	1:S:113:PRO:HD3	1.90	0.44
1:T:291:ASP:OD2	1:T:368:ARG:HD2	2.18	0.44
1:V:239:ALA:O	1:V:314:LEU:HD11	2.18	0.44
1:W:25:ASP:OD1	1:W:28:LYS:HE2	2.18	0.44
1:W:41:ASP:OD1	1:X:69:MET:HG2	2.18	0.44
1:W:273:VAL:CG1	1:W:274:ALA:N	2.81	0.44
1:X:239:ALA:O	1:X:314:LEU:HD11	2.18	0.44
1:Y:349:ILE:HA	1:Y:352:GLN:HG3	1.99	0.44
1:Z:13:ARG:HA	1:Z:16:MET:HE2	2.00	0.44
1:1:230:ILE:O	1:1:230:ILE:HG12	2.18	0.44
1:1:406:ALA:HA	1:1:410:GLY:O	2.17	0.44
1:1:420:ILE:CD1	1:1:451:LEU:HD22	2.48	0.44
1:1:486:GLY:HA3	1:1:491:MET:HE2	2.00	0.44
1:1:499:VAL:HG22	1:1:500:THR:N	2.33	0.44
1:2:179:ASP:HB3	1:2:389:MET:HE1	2.00	0.44
1:2:230:ILE:O	1:2:230:ILE:HG12	2.18	0.44
1:2:414:GLY:N	1:2:494:LEU:HA	2.30	0.44

Continued on next page...

Continued from previous page...

Atom-1	Atom-2	Interatomic distance (Å)	Clash overlap (Å)
1:A:278:ALA:HB1	1:A:279:PRO:CD	2.46	0.44
1:A:486:GLY:C	1:A:491:MET:HE2	2.38	0.44
1:B:41:ASP:OD1	1:C:69:MET:HG2	2.18	0.44
1:B:155:ASP:OD1	1:B:157:THR:HB	2.18	0.44
1:B:220:ILE:HG23	1:B:248:LEU:HD23	1.99	0.44
1:C:16:MET:SD	1:C:73:MET:HE1	2.57	0.44
1:C:66:PHE:CE1	1:C:522:THR:CG2	2.98	0.44
1:C:213:VAL:HB	1:C:325:ILE:CG1	2.48	0.44
1:C:412:VAL:CG2	1:C:413:ALA:N	2.80	0.44
1:D:259:LEU:O	1:D:263:VAL:HG23	2.17	0.44
1:E:41:ASP:OD1	1:F:69:MET:HG2	2.18	0.44
1:E:479:ASN:CG	1:E:493:ILE:HD11	2.38	0.44
1:F:464:VAL:O	1:F:465:VAL:C	2.55	0.44
1:G:127:ALA:HB1	1:G:422:VAL:HG11	1.99	0.44
1:G:440:ILE:O	1:G:441:LYS:C	2.56	0.44
1:H:69:MET:HE1	1:N:41:ASP:N	2.33	0.44
1:H:239:ALA:O	1:H:314:LEU:HD21	2.18	0.44
1:I:217:SER:N	1:I:218:PRO:HD3	2.32	0.44
1:K:259:LEU:C	1:K:261:THR:H	2.19	0.44
1:L:440:ILE:O	1:L:441:LYS:C	2.55	0.44
1:M:13:ARG:O	1:M:14:VAL:C	2.57	0.44
1:M:112:ASN:HA	1:M:113:PRO:HD3	1.90	0.44
1:O:151:SER:HB3	1:O:399:ALA:HA	1.99	0.44
1:O:406:ALA:HB1	1:O:411:VAL:HG12	1.99	0.44
1:O:456:LEU:C	1:O:458:CYS:H	2.20	0.44
1:P:40:LEU:HD13	1:P:59:GLU:HG3	1.99	0.44
1:Q:27:VAL:C	1:Q:29:VAL:H	2.21	0.44
1:S:155:ASP:OD1	1:S:157:THR:HB	2.18	0.44
1:T:217:SER:N	1:T:218:PRO:HD3	2.33	0.44
1:T:349:ILE:HA	1:T:352:GLN:HG3	2.00	0.44
1:T:406:ALA:HB1	1:T:411:VAL:HG12	1.99	0.44
1:U:479:ASN:OD1	1:U:493:ILE:HD11	2.18	0.44
1:V:464:VAL:O	1:V:466:ALA:N	2.51	0.44
1:X:8:PHE:HE1	1:X:519:CYS:SG	2.40	0.44
1:X:264:VAL:O	1:X:267:MET:HB3	2.18	0.44
1:X:349:ILE:HA	1:X:352:GLN:HG3	2.00	0.44
1:X:455:VAL:HG12	1:X:455:VAL:O	2.17	0.44
1:Z:383:ALA:O	1:Z:384:ALA:CB	2.66	0.44
1:Z:412:VAL:CG2	1:Z:413:ALA:N	2.80	0.44
1:1:239:ALA:O	1:1:314:LEU:HD11	2.18	0.44
1:1:497:THR:O	1:1:498:LYS:C	2.56	0.44

Continued on next page...

Continued from previous page...

Atom-1	Atom-2	Interatomic distance (Å)	Clash overlap (Å)
1:2:27:VAL:C	1:2:29:VAL:H	2.22	0.44
1:2:477:GLY:HA3	1:2:488:MET:SD	2.58	0.44
1:A:27:VAL:C	1:A:29:VAL:H	2.22	0.43
1:A:134:LEU:O	1:A:135:SER:C	2.57	0.43
1:A:440:ILE:O	1:A:441:LYS:C	2.56	0.43
1:A:501:ARG:O	1:A:504:LEU:N	2.51	0.43
1:B:264:VAL:O	1:B:267:MET:HB3	2.18	0.43
1:B:499:VAL:HG22	1:B:500:THR:N	2.32	0.43
1:C:103:GLY:O	1:C:106:ALA:HB3	2.18	0.43
1:C:239:ALA:O	1:C:314:LEU:HD11	2.17	0.43
1:D:16:MET:SD	1:D:73:MET:HE1	2.58	0.43
1:D:214:GLU:C	1:D:215:LEU:HD23	2.39	0.43
1:D:217:SER:N	1:D:218:PRO:HD3	2.33	0.43
1:D:272:LYS:H	1:D:272:LYS:HD2	1.83	0.43
1:D:272:LYS:HZ3	1:E:228:SER:CB	2.31	0.43
1:E:10:ASN:O	1:E:13:ARG:N	2.49	0.43
1:E:272:LYS:H	1:E:272:LYS:HD2	1.83	0.43
1:E:349:ILE:HA	1:E:352:GLN:HG3	2.00	0.43
1:F:151:SER:HB3	1:F:399:ALA:HA	1.99	0.43
1:F:487:ASN:O	1:F:491:MET:HG3	2.18	0.43
1:G:25:ASP:OD1	1:G:28:LYS:HE2	2.19	0.43
1:G:170:GLY:C	1:G:172:GLU:H	2.20	0.43
1:G:213:VAL:HB	1:G:325:ILE:CG1	2.48	0.43
1:G:232:GLU:HA	1:G:310:GLU:OE1	2.18	0.43
1:G:464:VAL:O	1:G:466:ALA:N	2.51	0.43
1:G:479:ASN:OD1	1:G:493:ILE:HD11	2.18	0.43
1:H:259:LEU:C	1:H:261:THR:H	2.21	0.43
1:H:278:ALA:HB1	1:H:279:PRO:CD	2.46	0.43
1:H:499:VAL:HG22	1:H:500:THR:N	2.33	0.43
1:K:183:LEU:CA	1:K:383:ALA:HB3	2.46	0.43
1:L:440:ILE:O	1:L:443:ALA:N	2.51	0.43
1:N:278:ALA:HB1	1:N:279:PRO:CD	2.44	0.43
1:N:464:VAL:O	1:N:466:ALA:N	2.50	0.43
1:O:13:ARG:O	1:O:14:VAL:C	2.54	0.43
1:P:12:ALA:HB1	1:P:520:MET:HG3	2.00	0.43
1:P:183:LEU:O	1:P:184:GLN:HB2	2.18	0.43
1:P:213:VAL:HG12	1:P:214:GLU:N	2.33	0.43
1:P:449:ALA:O	1:P:450:PRO:C	2.53	0.43
1:Q:449:ALA:HB3	1:Q:450:PRO:CD	2.43	0.43
1:Q:510:VAL:O	1:Q:511:ALA:C	2.56	0.43
1:R:16:MET:SD	1:R:73:MET:HE1	2.58	0.43

Continued on next page...

Continued from previous page...

Atom-1	Atom-2	Interatomic distance (Å)	Clash overlap (Å)
1:R:464:VAL:O	1:R:465:VAL:C	2.56	0.43
1:U:13:ARG:HA	1:U:16:MET:HE2	1.99	0.43
1:U:486:GLY:C	1:U:491:MET:HE2	2.38	0.43
1:V:103:GLY:O	1:V:106:ALA:HB3	2.18	0.43
1:V:214:GLU:C	1:V:215:LEU:HD23	2.38	0.43
1:V:412:VAL:HG23	1:V:413:ALA:N	2.33	0.43
1:V:449:ALA:O	1:V:450:PRO:C	2.56	0.43
1:W:259:LEU:C	1:W:261:THR:H	2.21	0.43
1:W:349:ILE:HA	1:W:352:GLN:HG3	2.00	0.43
1:Y:112:ASN:HA	1:Y:113:PRO:HD3	1.84	0.43
1:Z:27:VAL:C	1:Z:29:VAL:H	2.21	0.43
1:1:171:LYS:HB2	1:1:407:VAL:HG11	1.98	0.43
1:1:273:VAL:CG1	1:1:274:ALA:N	2.81	0.43
1:1:369:VAL:HG23	1:1:370:ALA:H	1.83	0.43
1:2:291:ASP:OD2	1:2:368:ARG:HD2	2.19	0.43
1:A:82:ASN:HB2	1:A:89:THR:HG22	1.93	0.43
1:B:180:GLY:N	1:B:389:MET:HE2	2.33	0.43
1:C:180:GLY:H	1:C:389:MET:HE2	1.84	0.43
1:C:264:VAL:O	1:C:267:MET:HB3	2.19	0.43
1:D:91:THR:O	1:D:94:VAL:HG13	2.17	0.43
1:E:291:ASP:OD2	1:E:368:ARG:HD2	2.17	0.43
1:F:349:ILE:HA	1:F:352:GLN:HG3	2.00	0.43
1:G:13:ARG:O	1:G:14:VAL:C	2.53	0.43
1:H:213:VAL:HB	1:H:325:ILE:CG1	2.48	0.43
1:H:349:ILE:HA	1:H:352:GLN:HG3	2.00	0.43
1:I:175:ILE:HA	1:I:377:ALA:HB3	1.99	0.43
1:I:440:ILE:O	1:I:441:LYS:C	2.57	0.43
1:J:220:ILE:HG23	1:J:248:LEU:HB3	1.99	0.43
1:J:232:GLU:HA	1:J:310:GLU:OE1	2.18	0.43
1:K:140:ASP:C	1:K:142:LYS:H	2.21	0.43
1:L:16:MET:O	1:L:20:VAL:HG13	2.18	0.43
1:L:41:ASP:HB2	1:M:69:MET:CE	2.48	0.43
1:L:239:ALA:O	1:L:314:LEU:HD21	2.18	0.43
1:L:486:GLY:C	1:L:491:MET:HE2	2.39	0.43
1:M:91:THR:O	1:M:94:VAL:CG1	2.66	0.43
1:O:479:ASN:CG	1:O:493:ILE:HD11	2.38	0.43
1:O:486:GLY:C	1:O:491:MET:HE2	2.38	0.43
1:Q:73:MET:O	1:Q:76:GLU:N	2.51	0.43
1:S:449:ALA:O	1:S:450:PRO:C	2.56	0.43
1:T:214:GLU:C	1:T:215:LEU:HD23	2.38	0.43
1:U:57:ALA:O	1:U:60:ILE:N	2.45	0.43

Continued on next page...

Continued from previous page...

Atom-1	Atom-2	Interatomic distance (Å)	Clash overlap (Å)
1:U:510:VAL:O	1:U:511:ALA:C	2.54	0.43
1:V:183:LEU:O	1:V:184:GLN:HB2	2.18	0.43
1:V:272:LYS:H	1:V:272:LYS:HD2	1.83	0.43
1:V:349:ILE:HA	1:V:352:GLN:HG3	2.00	0.43
1:W:41:ASP:HB2	1:X:69:MET:CE	2.48	0.43
1:W:430:ARG:HG2	1:W:430:ARG:HH11	1.81	0.43
1:W:497:THR:O	1:W:498:LYS:C	2.56	0.43
1:Y:220:ILE:HG23	1:Y:248:LEU:HD23	2.00	0.43
1:Y:259:LEU:C	1:Y:261:THR:H	2.21	0.43
1:Y:291:ASP:OD2	1:Y:368:ARG:HD2	2.18	0.43
1:Z:140:ASP:O	1:Z:142:LYS:N	2.51	0.43
1:2:77:VAL:O	1:2:80:LYS:HB2	2.18	0.43
1:A:180:GLY:H	1:A:389:MET:HE2	1.83	0.43
1:B:230:ILE:O	1:B:230:ILE:HG12	2.18	0.43
1:C:10:ASN:O	1:C:13:ARG:N	2.48	0.43
1:C:291:ASP:OD2	1:C:368:ARG:HD2	2.17	0.43
1:D:213:VAL:HB	1:D:325:ILE:CG1	2.48	0.43
1:E:13:ARG:O	1:E:14:VAL:C	2.57	0.43
1:E:134:LEU:N	1:E:134:LEU:CD2	2.80	0.43
1:E:461:GLU:HA	1:E:462:PRO:HD3	1.90	0.43
1:F:220:ILE:HG23	1:F:248:LEU:HD23	1.99	0.43
1:F:412:VAL:HG23	1:F:413:ALA:N	2.32	0.43
1:G:69:MET:O	1:G:73:MET:HG3	2.18	0.43
1:H:29:VAL:C	1:H:31:LEU:N	2.69	0.43
1:H:497:THR:O	1:H:498:LYS:C	2.57	0.43
1:J:27:VAL:C	1:J:29:VAL:H	2.21	0.43
1:L:57:ALA:O	1:L:58:ARG:C	2.57	0.43
1:L:217:SER:N	1:L:218:PRO:HD3	2.32	0.43
1:M:140:ASP:C	1:M:142:LYS:H	2.20	0.43
1:M:233:MET:HB3	1:M:237:LEU:HG	2.01	0.43
1:M:417:VAL:HG21	1:M:488:MET:HG3	2.00	0.43
1:N:95:LEU:O	1:N:98:ALA:HB3	2.18	0.43
1:N:447:MET:HE3	1:N:504:LEU:HD21	2.00	0.43
1:O:34:LYS:CG	1:O:458:CYS:SG	3.04	0.43
1:P:259:LEU:C	1:P:261:THR:H	2.20	0.43
1:P:376:VAL:HG12	1:P:377:ALA:N	2.32	0.43
1:Q:291:ASP:OD2	1:Q:368:ARG:HD2	2.18	0.43
1:Q:440:ILE:O	1:Q:441:LYS:C	2.56	0.43
1:R:220:ILE:HG23	1:R:248:LEU:HB3	1.99	0.43
1:T:242:LYS:C	1:T:244:GLY:N	2.71	0.43
1:T:273:VAL:CG1	1:T:274:ALA:N	2.81	0.43

Continued on next page...

Continued from previous page...

Atom-1	Atom-2	Interatomic distance (Å)	Clash overlap (Å)
1:U:82:ASN:HB2	1:U:89:THR:HG22	1.93	0.43
1:U:451:LEU:C	1:U:453:GLN:N	2.72	0.43
1:V:499:VAL:HG22	1:V:500:THR:N	2.34	0.43
1:X:524:LEU:O	1:X:526:LYS:N	2.37	0.43
1:Y:230:ILE:O	1:Y:230:ILE:HG12	2.18	0.43
1:Y:239:ALA:O	1:Y:314:LEU:HD11	2.18	0.43
1:Z:178:GLU:OE2	1:Z:322:ARG:HD3	2.18	0.43
1:Z:412:VAL:HG23	1:Z:413:ALA:N	2.33	0.43
1:2:24:ALA:O	1:2:26:ALA:N	2.51	0.43
1:2:29:VAL:C	1:2:31:LEU:N	2.70	0.43
1:2:217:SER:N	1:2:218:PRO:HD3	2.33	0.43
1:2:220:ILE:HG23	1:2:248:LEU:HB3	1.99	0.43
1:A:12:ALA:HB1	1:A:520:MET:HG3	2.00	0.43
1:B:12:ALA:O	1:B:520:MET:SD	2.76	0.43
1:B:326:ASN:HB2	1:B:329:THR:HB	2.00	0.43
1:B:412:VAL:CG2	1:B:413:ALA:N	2.80	0.43
1:B:493:ILE:O	1:B:493:ILE:HG22	2.17	0.43
1:C:259:LEU:C	1:C:261:THR:H	2.20	0.43
1:D:291:ASP:OD2	1:D:368:ARG:HD2	2.19	0.43
1:E:88:GLY:O	1:E:91:THR:N	2.51	0.43
1:E:171:LYS:H	1:E:171:LYS:HG2	1.54	0.43
1:E:233:MET:HB3	1:E:237:LEU:HG	2.00	0.43
1:G:406:ALA:HA	1:G:410:GLY:O	2.19	0.43
1:G:451:LEU:C	1:G:453:GLN:N	2.72	0.43
1:H:273:VAL:CG1	1:H:274:ALA:N	2.81	0.43
1:I:421:ARG:NH2	1:I:469:VAL:O	2.51	0.43
1:J:233:MET:HB3	1:J:237:LEU:HG	1.99	0.43
1:K:129:GLU:C	1:K:131:LEU:H	2.22	0.43
1:K:440:ILE:O	1:K:441:LYS:C	2.57	0.43
1:K:470:LYS:C	1:K:472:GLY:H	2.22	0.43
1:K:479:ASN:CG	1:K:493:ILE:HD11	2.38	0.43
1:L:272:LYS:H	1:L:272:LYS:HD2	1.84	0.43
1:M:239:ALA:O	1:M:314:LEU:HD11	2.18	0.43
1:O:140:ASP:C	1:O:142:LYS:H	2.22	0.43
1:O:232:GLU:HA	1:O:310:GLU:OE1	2.18	0.43
1:O:239:ALA:O	1:O:314:LEU:HD21	2.19	0.43
1:O:420:ILE:CD1	1:O:451:LEU:HD22	2.48	0.43
1:Q:140:ASP:C	1:Q:142:LYS:H	2.22	0.43
1:R:12:ALA:O	1:R:520:MET:SD	2.76	0.43
1:R:27:VAL:C	1:R:29:VAL:H	2.22	0.43
1:R:213:VAL:HB	1:R:325:ILE:CG1	2.47	0.43

Continued on next page...

Continued from previous page...

Atom-1	Atom-2	Interatomic distance (Å)	Clash overlap (Å)
1:S:10:ASN:O	1:S:11:ASP:C	2.56	0.43
1:T:174:VAL:HB	1:T:376:VAL:HG13	1.99	0.43
1:T:295:LEU:C	1:T:295:LEU:HD13	2.39	0.43
1:U:57:ALA:O	1:U:58:ARG:C	2.56	0.43
1:U:349:ILE:HA	1:U:352:GLN:HG3	1.99	0.43
1:V:420:ILE:CD1	1:V:451:LEU:HD22	2.48	0.43
1:W:69:MET:O	1:W:73:MET:HG3	2.18	0.43
1:W:96:ALA:O	1:W:97:GLN:C	2.56	0.43
1:X:82:ASN:HB2	1:X:89:THR:HG22	1.93	0.43
1:Y:16:MET:SD	1:Y:73:MET:HE1	2.58	0.43
1:Y:412:VAL:CG2	1:Y:413:ALA:N	2.80	0.43
1:Z:453:GLN:O	1:Z:456:LEU:N	2.44	0.43
1:1:462:PRO:O	1:1:463:SER:C	2.55	0.43
1:2:440:ILE:O	1:2:441:LYS:C	2.56	0.43
1:B:291:ASP:OD2	1:B:368:ARG:HD2	2.18	0.43
1:B:383:ALA:O	1:B:384:ALA:CB	2.66	0.43
1:D:501:ARG:O	1:D:504:LEU:N	2.51	0.43
1:E:440:ILE:O	1:E:441:LYS:C	2.57	0.43
1:G:70:GLY:HA2	1:G:73:MET:CE	2.48	0.43
1:G:140:ASP:O	1:G:142:LYS:N	2.51	0.43
1:G:449:ALA:O	1:G:450:PRO:C	2.56	0.43
1:G:456:LEU:C	1:G:458:CYS:H	2.21	0.43
1:G:487:ASN:O	1:G:491:MET:HG3	2.19	0.43
1:H:77:VAL:O	1:H:80:LYS:HB2	2.19	0.43
1:J:417:VAL:HG11	1:J:477:GLY:CA	2.46	0.43
1:K:16:MET:SD	1:K:73:MET:HE1	2.58	0.43
1:K:214:GLU:C	1:K:215:LEU:HD23	2.38	0.43
1:L:24:ALA:CB	1:L:97:GLN:HE21	2.31	0.43
1:L:433:ASN:O	1:L:434:ALA:C	2.56	0.43
1:M:87:ASP:CG	1:M:88:GLY:H	2.21	0.43
1:M:242:LYS:C	1:M:244:GLY:N	2.72	0.43
1:N:180:GLY:N	1:N:389:MET:HE2	2.33	0.43
1:O:64:ASP:C	1:O:64:ASP:OD1	2.57	0.43
1:O:417:VAL:HG11	1:O:477:GLY:CA	2.47	0.43
1:Q:23:LEU:CD2	1:Q:75:LYS:HB2	2.48	0.43
1:Q:25:ASP:OD1	1:Q:28:LYS:HE2	2.18	0.43
1:Q:103:GLY:O	1:Q:106:ALA:HB3	2.19	0.43
1:Q:214:GLU:C	1:Q:215:LEU:HD23	2.39	0.43
1:R:264:VAL:O	1:R:267:MET:HB3	2.19	0.43
1:R:487:ASN:O	1:R:491:MET:HG3	2.19	0.43
1:S:369:VAL:HG23	1:S:370:ALA:H	1.84	0.43

Continued on next page...

Continued from previous page...

Atom-1	Atom-2	Interatomic distance (Å)	Clash overlap (Å)
1:U:447:MET:HE3	1:U:504:LEU:HD21	1.99	0.43
1:W:171:LYS:H	1:W:171:LYS:HG2	1.53	0.43
1:W:278:ALA:HB1	1:W:279:PRO:CD	2.47	0.43
1:X:214:GLU:C	1:X:215:LEU:HD23	2.38	0.43
1:X:383:ALA:HB1	1:Y:281:PHE:CZ	2.54	0.43
1:Z:34:LYS:CG	1:Z:458:CYS:SG	3.03	0.43
1:1:12:ALA:HB1	1:1:520:MET:HG3	2.00	0.43
1:1:232:GLU:HA	1:1:310:GLU:OE1	2.19	0.43
1:1:400:LEU:O	1:1:403:THR:HB	2.19	0.43
1:1:412:VAL:HG23	1:1:413:ALA:N	2.34	0.43
1:1:479:ASN:CG	1:1:493:ILE:HD11	2.39	0.43
1:2:259:LEU:C	1:2:261:THR:H	2.21	0.43
1:A:214:GLU:C	1:A:215:LEU:HD23	2.39	0.43
1:B:158:VAL:O	1:B:159:GLY:C	2.57	0.43
1:F:425:LYS:C	1:F:427:ALA:H	2.21	0.43
1:G:273:VAL:CG1	1:G:274:ALA:N	2.82	0.43
1:G:349:ILE:HA	1:G:352:GLN:HG3	2.01	0.43
1:I:162:ILE:O	1:I:165:ALA:N	2.52	0.43
1:I:412:VAL:CG2	1:I:413:ALA:N	2.79	0.43
1:J:151:SER:HB3	1:J:399:ALA:HA	2.00	0.43
1:K:464:VAL:O	1:K:465:VAL:C	2.56	0.43
1:M:66:PHE:HE1	1:M:522:THR:HG22	1.79	0.43
1:M:349:ILE:HA	1:M:352:GLN:HG3	2.00	0.43
1:N:113:PRO:HB3	1:N:515:ILE:O	2.18	0.43
1:N:349:ILE:HA	1:N:352:GLN:HG3	2.01	0.43
1:O:220:ILE:HG23	1:O:248:LEU:HB3	2.00	0.43
1:O:233:MET:HB3	1:O:237:LEU:HG	2.00	0.43
1:P:273:VAL:CG1	1:P:274:ALA:N	2.81	0.43
1:Q:136:VAL:O	1:Q:137:PRO:O	2.35	0.43
1:Q:232:GLU:HA	1:Q:310:GLU:OE1	2.19	0.43
1:Q:264:VAL:O	1:Q:267:MET:HB3	2.19	0.43
1:R:414:GLY:N	1:R:494:LEU:HA	2.33	0.43
1:R:488:MET:HE3	1:R:493:ILE:HB	1.99	0.43
1:S:278:ALA:HB1	1:S:279:PRO:CD	2.46	0.43
1:S:326:ASN:HB2	1:S:329:THR:HB	2.00	0.43
1:T:129:GLU:O	1:T:132:LYS:N	2.52	0.43
1:T:383:ALA:O	1:T:384:ALA:CB	2.66	0.43
1:T:477:GLY:HA3	1:T:488:MET:SD	2.58	0.43
1:U:183:LEU:O	1:U:184:GLN:HB2	2.18	0.43
1:U:477:GLY:HA3	1:U:488:MET:SD	2.57	0.43
1:V:88:GLY:O	1:V:91:THR:N	2.51	0.43

Continued on next page...

Continued from previous page...

Atom-1	Atom-2	Interatomic distance (Å)	Clash overlap (Å)
1:X:324:VAL:HB	1:X:331:THR:HG23	2.01	0.43
1:X:414:GLY:N	1:X:494:LEU:HA	2.31	0.43
1:X:449:ALA:O	1:X:450:PRO:C	2.57	0.43
1:X:464:VAL:O	1:X:465:VAL:C	2.57	0.43
1:Y:183:LEU:O	1:Y:184:GLN:HB2	2.18	0.43
1:Y:242:LYS:C	1:Y:244:GLY:N	2.72	0.43
1:2:213:VAL:HG12	1:2:214:GLU:N	2.33	0.43
1:A:242:LYS:C	1:A:244:GLY:N	2.72	0.43
1:B:462:PRO:O	1:B:463:SER:C	2.57	0.43
1:C:479:ASN:CG	1:C:493:ILE:HD11	2.38	0.43
1:D:242:LYS:C	1:D:244:GLY:N	2.71	0.43
1:E:8:PHE:CE1	1:E:519:CYS:SG	3.09	0.43
1:E:176:THR:HG22	1:E:177:VAL:N	2.34	0.43
1:E:213:VAL:HB	1:E:325:ILE:CG1	2.48	0.43
1:E:464:VAL:O	1:E:465:VAL:C	2.55	0.43
1:F:171:LYS:HB2	1:F:407:VAL:HG11	2.00	0.43
1:G:66:PHE:O	1:G:67:GLU:C	2.56	0.43
1:G:120:ILE:HG13	1:G:439:GLY:O	2.18	0.43
1:G:239:ALA:O	1:G:314:LEU:HD11	2.18	0.43
1:H:57:ALA:O	1:H:58:ARG:C	2.56	0.43
1:H:69:MET:CE	1:N:41:ASP:HB2	2.47	0.43
1:H:179:ASP:HB3	1:H:389:MET:HE1	2.01	0.43
1:H:493:ILE:O	1:H:493:ILE:HG22	2.17	0.43
1:I:10:ASN:O	1:I:13:ARG:N	2.46	0.43
1:I:91:THR:O	1:I:94:VAL:HG13	2.18	0.43
1:J:120:ILE:CG1	1:J:439:GLY:O	2.67	0.43
1:J:179:ASP:HB3	1:J:389:MET:HE1	2.00	0.43
1:K:412:VAL:HG23	1:K:413:ALA:N	2.34	0.43
1:L:404:ARG:CG	1:L:404:ARG:NH1	2.82	0.43
1:N:330:THR:CG2	1:N:331:THR:N	2.74	0.43
1:O:41:ASP:OD1	1:P:69:MET:HG2	2.19	0.43
1:O:127:ALA:HB1	1:O:422:VAL:HG11	2.01	0.43
1:O:455:VAL:HG12	1:O:455:VAL:O	2.18	0.43
1:P:66:PHE:O	1:P:67:GLU:C	2.57	0.43
1:P:171:LYS:H	1:P:171:LYS:HG2	1.52	0.43
1:P:493:ILE:O	1:P:493:ILE:HG22	2.19	0.43
1:Q:497:THR:O	1:Q:498:LYS:C	2.56	0.43
1:R:291:ASP:OD2	1:R:368:ARG:HD2	2.19	0.43
1:S:214:GLU:C	1:S:215:LEU:HD23	2.39	0.43
1:S:464:VAL:O	1:S:465:VAL:C	2.54	0.43
1:T:409:GLU:O	1:T:497:THR:HB	2.18	0.43

Continued on next page...

Continued from previous page...

Atom-1	Atom-2	Interatomic distance (Å)	Clash overlap (Å)
1:W:91:THR:O	1:W:94:VAL:CG1	2.67	0.43
1:W:230:ILE:O	1:W:230:ILE:HG12	2.18	0.43
1:W:239:ALA:O	1:W:314:LEU:HD21	2.18	0.43
1:W:242:LYS:C	1:W:244:GLY:N	2.71	0.43
1:X:140:ASP:C	1:X:142:LYS:H	2.21	0.43
1:X:176:THR:HG22	1:X:177:VAL:N	2.33	0.43
1:Y:453:GLN:O	1:Y:456:LEU:N	2.40	0.43
1:Z:127:ALA:HB1	1:Z:422:VAL:HG11	2.01	0.43
1:1:66:PHE:CE1	1:1:522:THR:CG2	3.00	0.43
1:2:91:THR:O	1:2:94:VAL:CG1	2.67	0.43
1:2:272:LYS:H	1:2:272:LYS:HD2	1.84	0.43
1:2:419:LEU:HD21	1:2:500:THR:CG2	2.48	0.43
1:2:488:MET:HE3	1:2:493:ILE:HB	1.99	0.43
1:A:451:LEU:C	1:A:453:GLN:N	2.72	0.43
1:B:64:ASP:C	1:B:64:ASP:OD1	2.56	0.43
1:D:239:ALA:O	1:D:314:LEU:HD11	2.18	0.43
1:D:369:VAL:HG23	1:D:370:ALA:H	1.84	0.43
1:E:451:LEU:C	1:E:453:GLN:N	2.72	0.43
1:F:134:LEU:N	1:F:134:LEU:CD2	2.80	0.43
1:F:230:ILE:O	1:F:230:ILE:HG12	2.17	0.43
1:F:232:GLU:HA	1:F:310:GLU:OE1	2.19	0.43
1:F:242:LYS:C	1:F:244:GLY:N	2.72	0.43
1:H:501:ARG:O	1:H:504:LEU:N	2.51	0.43
1:I:239:ALA:O	1:I:314:LEU:HD11	2.18	0.43
1:J:96:ALA:O	1:J:97:GLN:C	2.57	0.43
1:J:486:GLY:CA	1:J:491:MET:HE2	2.49	0.43
1:K:57:ALA:O	1:K:60:ILE:N	2.47	0.43
1:L:230:ILE:O	1:L:230:ILE:HG12	2.18	0.43
1:M:66:PHE:CE1	1:M:522:THR:CG2	3.02	0.43
1:O:134:LEU:N	1:O:134:LEU:CD2	2.82	0.43
1:O:419:LEU:HD21	1:O:500:THR:CG2	2.49	0.43
1:O:499:VAL:HG22	1:O:500:THR:N	2.34	0.43
1:P:29:VAL:C	1:P:31:LEU:N	2.72	0.43
1:P:220:ILE:HG23	1:P:248:LEU:HD23	2.01	0.43
1:Q:464:VAL:O	1:Q:466:ALA:N	2.51	0.43
1:R:127:ALA:HB1	1:R:422:VAL:HG11	2.01	0.43
1:R:369:VAL:HG23	1:R:370:ALA:H	1.84	0.43
1:S:68:ASN:HD21	1:S:72:GLN:HG3	1.84	0.43
1:S:134:LEU:N	1:S:134:LEU:CD2	2.81	0.43
1:S:524:LEU:O	1:S:526:LYS:N	2.40	0.43
1:T:134:LEU:N	1:T:134:LEU:CD2	2.81	0.43

Continued on next page...

Continued from previous page...

Atom-1	Atom-2	Interatomic distance (Å)	Clash overlap (Å)
1:T:150:ILE:HG21	1:T:492:GLY:O	2.19	0.43
1:T:158:VAL:O	1:T:159:GLY:C	2.57	0.43
1:T:272:LYS:H	1:T:272:LYS:HD2	1.83	0.43
1:U:29:VAL:C	1:U:31:LEU:N	2.71	0.43
1:U:259:LEU:C	1:U:261:THR:H	2.22	0.43
1:U:291:ASP:OD2	1:U:368:ARG:HD2	2.18	0.43
1:V:16:MET:O	1:V:20:VAL:HG13	2.18	0.43
1:V:376:VAL:HG12	1:V:377:ALA:N	2.33	0.43
1:V:383:ALA:O	1:V:384:ALA:CB	2.66	0.43
1:W:272:LYS:H	1:W:272:LYS:HD2	1.84	0.43
1:W:412:VAL:CG2	1:W:413:ALA:N	2.78	0.43
1:W:464:VAL:O	1:W:465:VAL:C	2.57	0.43
1:W:501:ARG:O	1:W:504:LEU:N	2.51	0.43
1:X:233:MET:HB3	1:X:237:LEU:HG	2.01	0.43
1:X:479:ASN:CG	1:X:493:ILE:HD11	2.39	0.43
1:X:497:THR:O	1:X:498:LYS:C	2.57	0.43
1:Y:29:VAL:C	1:Y:31:LEU:N	2.70	0.43
1:Y:37:ASN:O	1:Z:517:THR:HG23	2.19	0.43
1:Y:91:THR:O	1:Y:94:VAL:CG1	2.67	0.43
1:Y:214:GLU:C	1:Y:215:LEU:HD23	2.38	0.43
1:Z:82:ASN:HB2	1:Z:89:THR:HG22	1.92	0.43
1:Z:477:GLY:HA3	1:Z:488:MET:SD	2.59	0.43
1:Z:499:VAL:HG22	1:Z:500:THR:N	2.33	0.43
1:1:69:MET:O	1:1:73:MET:HG3	2.19	0.43
1:1:412:VAL:CG2	1:1:413:ALA:N	2.81	0.43
1:1:440:ILE:O	1:1:441:LYS:C	2.57	0.43
1:A:16:MET:O	1:A:20:VAL:HG13	2.19	0.43
1:A:259:LEU:C	1:A:261:THR:H	2.21	0.43
1:A:272:LYS:H	1:A:272:LYS:HD2	1.84	0.43
1:B:77:VAL:O	1:B:80:LYS:HB2	2.19	0.43
1:B:120:ILE:HG13	1:B:439:GLY:O	2.18	0.43
1:B:134:LEU:N	1:B:134:LEU:CD2	2.82	0.43
1:B:240:VAL:O	1:B:240:VAL:CG1	2.67	0.43
1:D:239:ALA:O	1:D:314:LEU:HD21	2.19	0.43
1:E:64:ASP:C	1:E:64:ASP:OD1	2.56	0.43
1:F:176:THR:HG22	1:F:177:VAL:N	2.34	0.43
1:H:440:ILE:O	1:H:441:LYS:C	2.57	0.43
1:I:200:LEU:HD21	1:I:276:VAL:HA	2.00	0.43
1:I:462:PRO:O	1:I:463:SER:C	2.58	0.43
1:J:499:VAL:HG22	1:J:500:THR:N	2.34	0.43
1:K:259:LEU:C	1:K:261:THR:N	2.72	0.43

Continued on next page...

Continued from previous page...

Atom-1	Atom-2	Interatomic distance (Å)	Clash overlap (Å)
1:K:404:ARG:CG	1:K:404:ARG:NH1	2.82	0.43
1:L:273:VAL:CG1	1:L:274:ALA:N	2.82	0.43
1:M:8:PHE:HE1	1:M:519:CYS:SG	2.42	0.43
1:N:291:ASP:OD2	1:N:368:ARG:HD2	2.19	0.43
1:O:447:MET:HE3	1:O:504:LEU:HD21	2.01	0.43
1:S:140:ASP:O	1:S:142:LYS:N	2.52	0.43
1:S:451:LEU:C	1:S:453:GLN:N	2.72	0.43
1:U:412:VAL:HG23	1:U:413:ALA:N	2.34	0.43
1:V:13:ARG:HA	1:V:16:MET:HE2	1.99	0.43
1:V:95:LEU:O	1:V:98:ALA:HB3	2.18	0.43
1:V:417:VAL:HG11	1:V:477:GLY:CA	2.49	0.43
1:W:406:ALA:HA	1:W:410:GLY:O	2.19	0.43
1:X:240:VAL:O	1:X:240:VAL:CG1	2.65	0.43
1:Y:240:VAL:O	1:Y:240:VAL:CG1	2.67	0.43
1:Y:369:VAL:HG23	1:Y:370:ALA:H	1.83	0.43
1:Z:85:ALA:HB1	1:Z:499:VAL:CG1	2.41	0.43
1:1:36:ARG:O	1:1:51:LYS:HG2	2.18	0.43
1:1:264:VAL:O	1:1:267:MET:HB3	2.19	0.43
1:A:24:ALA:O	1:A:26:ALA:N	2.51	0.43
1:A:376:VAL:HG12	1:A:377:ALA:N	2.33	0.43
1:B:449:ALA:O	1:B:450:PRO:C	2.57	0.43
1:C:171:LYS:HB2	1:C:407:VAL:HG11	2.00	0.43
1:C:174:VAL:HB	1:C:376:VAL:HG13	2.01	0.43
1:E:273:VAL:CG1	1:E:274:ALA:N	2.82	0.43
1:F:217:SER:N	1:F:218:PRO:HD3	2.33	0.43
1:F:259:LEU:C	1:F:261:THR:H	2.21	0.43
1:F:295:LEU:HD13	1:F:295:LEU:C	2.40	0.43
1:H:242:LYS:C	1:H:244:GLY:N	2.72	0.43
1:J:10:ASN:O	1:J:13:ARG:N	2.49	0.43
1:J:272:LYS:NZ	1:K:228:SER:HB2	2.34	0.43
1:K:230:ILE:O	1:K:230:ILE:HG12	2.18	0.43
1:M:69:MET:O	1:M:73:MET:HG3	2.19	0.43
1:M:291:ASP:OD2	1:M:368:ARG:HD2	2.19	0.43
1:N:230:ILE:O	1:N:230:ILE:HG12	2.18	0.43
1:N:369:VAL:HG23	1:N:370:ALA:H	1.83	0.43
1:N:425:LYS:C	1:N:427:ALA:H	2.22	0.43
1:O:273:VAL:CG1	1:O:274:ALA:N	2.81	0.43
1:P:66:PHE:O	1:P:69:MET:N	2.51	0.43
1:P:151:SER:HB3	1:P:399:ALA:HA	2.00	0.43
1:Q:66:PHE:O	1:Q:67:GLU:C	2.57	0.43
1:Q:487:ASN:O	1:Q:491:MET:HG3	2.19	0.43

Continued on next page...

Continued from previous page...

Atom-1	Atom-2	Interatomic distance (Å)	Clash overlap (Å)
1:R:29:VAL:C	1:R:31:LEU:N	2.71	0.43
1:R:462:PRO:O	1:R:463:SER:C	2.57	0.43
1:S:239:ALA:O	1:S:314:LEU:HD21	2.19	0.43
1:S:272:LYS:HD2	1:S:272:LYS:H	1.84	0.43
1:T:112:ASN:HA	1:T:113:PRO:HD3	1.87	0.43
1:T:220:ILE:HG23	1:T:248:LEU:HD23	1.99	0.43
1:T:259:LEU:C	1:T:261:THR:H	2.21	0.43
1:U:278:ALA:HB1	1:U:279:PRO:CD	2.45	0.43
1:U:417:VAL:HG11	1:U:477:GLY:CA	2.48	0.43
1:V:461:GLU:HA	1:V:462:PRO:HD3	1.88	0.43
1:W:29:VAL:C	1:W:31:LEU:N	2.71	0.43
1:X:13:ARG:HA	1:X:16:MET:HE2	2.01	0.43
1:X:326:ASN:HB2	1:X:329:THR:HB	2.01	0.43
1:Z:57:ALA:O	1:Z:59:GLU:N	2.52	0.43
1:Z:233:MET:HB3	1:Z:237:LEU:HG	2.00	0.43
1:Z:242:LYS:C	1:Z:244:GLY:N	2.72	0.43
1:Z:291:ASP:OD2	1:Z:368:ARG:HD2	2.19	0.43
1:Z:420:ILE:CD1	1:Z:451:LEU:HD22	2.48	0.43
1:2:158:VAL:O	1:2:159:GLY:C	2.56	0.43
1:2:232:GLU:HA	1:2:310:GLU:OE1	2.18	0.43
1:A:183:LEU:O	1:A:184:GLN:HB2	2.19	0.42
1:A:456:LEU:C	1:A:458:CYS:H	2.22	0.42
1:B:140:ASP:O	1:B:142:LYS:N	2.51	0.42
1:B:421:ARG:NH2	1:B:469:VAL:O	2.49	0.42
1:E:40:LEU:HD13	1:E:59:GLU:HG3	2.00	0.42
1:E:239:ALA:O	1:E:314:LEU:HD21	2.18	0.42
1:F:179:ASP:HB3	1:F:389:MET:HE1	2.01	0.42
1:F:383:ALA:O	1:F:384:ALA:CB	2.66	0.42
1:H:291:ASP:OD2	1:H:368:ARG:HD2	2.19	0.42
1:I:16:MET:SD	1:I:73:MET:HE1	2.58	0.42
1:I:27:VAL:C	1:I:29:VAL:H	2.22	0.42
1:I:486:GLY:CA	1:I:491:MET:HE2	2.49	0.42
1:J:239:ALA:O	1:J:314:LEU:HD21	2.18	0.42
1:J:462:PRO:O	1:J:463:SER:C	2.58	0.42
1:K:349:ILE:HA	1:K:352:GLN:HG3	2.00	0.42
1:L:10:ASN:O	1:L:11:ASP:C	2.57	0.42
1:P:176:THR:HG22	1:P:177:VAL:N	2.34	0.42
1:Q:57:ALA:O	1:Q:58:ARG:C	2.58	0.42
1:R:40:LEU:HD13	1:R:59:GLU:HG3	2.00	0.42
1:T:230:ILE:O	1:T:230:ILE:HG12	2.18	0.42
1:U:240:VAL:O	1:U:240:VAL:CG1	2.68	0.42

Continued on next page...

Continued from previous page...

Atom-1	Atom-2	Interatomic distance (Å)	Clash overlap (Å)
1:U:412:VAL:CG2	1:U:413:ALA:N	2.80	0.42
1:U:479:ASN:CG	1:U:493:ILE:HD11	2.40	0.42
1:V:25:ASP:OD1	1:V:28:LYS:HE2	2.19	0.42
1:V:479:ASN:CG	1:V:493:ILE:HD11	2.40	0.42
1:X:183:LEU:O	1:X:184:GLN:HB2	2.18	0.42
1:Z:12:ALA:HB1	1:Z:520:MET:HG3	2.00	0.42
1:Z:462:PRO:O	1:Z:463:SER:C	2.57	0.42
1:1:127:ALA:HB1	1:1:422:VAL:HG11	2.01	0.42
1:1:291:ASP:OD2	1:1:368:ARG:HD2	2.19	0.42
1:1:437:ASN:O	1:1:440:ILE:HB	2.19	0.42
1:1:487:ASN:O	1:1:491:MET:HG3	2.19	0.42
1:2:12:ALA:HB1	1:2:520:MET:HG3	2.00	0.42
1:B:151:SER:HB3	1:B:399:ALA:HA	2.00	0.42
1:B:376:VAL:HG12	1:B:377:ALA:N	2.34	0.42
1:C:140:ASP:O	1:C:142:LYS:N	2.52	0.42
1:C:259:LEU:C	1:C:261:THR:N	2.73	0.42
1:D:10:ASN:O	1:D:11:ASP:C	2.58	0.42
1:F:85:ALA:HB1	1:F:499:VAL:CG1	2.41	0.42
1:F:369:VAL:HG23	1:F:370:ALA:H	1.83	0.42
1:F:479:ASN:CG	1:F:493:ILE:HD11	2.40	0.42
1:G:70:GLY:HA2	1:G:73:MET:HE3	1.99	0.42
1:G:369:VAL:HG23	1:G:370:ALA:H	1.84	0.42
1:G:420:ILE:CD1	1:G:451:LEU:HD22	2.47	0.42
1:H:91:THR:O	1:H:94:VAL:CG1	2.67	0.42
1:I:41:ASP:OD1	1:J:69:MET:HG2	2.19	0.42
1:I:240:VAL:O	1:I:240:VAL:CG1	2.67	0.42
1:I:477:GLY:HA3	1:I:488:MET:SD	2.59	0.42
1:J:242:LYS:C	1:J:244:GLY:N	2.72	0.42
1:J:376:VAL:HG12	1:J:377:ALA:N	2.34	0.42
1:J:412:VAL:CG2	1:J:413:ALA:N	2.82	0.42
1:K:383:ALA:O	1:K:384:ALA:CB	2.67	0.42
1:L:12:ALA:O	1:L:520:MET:SD	2.77	0.42
1:M:17:LEU:O	1:M:20:VAL:N	2.53	0.42
1:M:24:ALA:O	1:M:26:ALA:N	2.52	0.42
1:M:273:VAL:CG1	1:M:274:ALA:N	2.82	0.42
1:N:69:MET:O	1:N:73:MET:HG3	2.19	0.42
1:N:134:LEU:O	1:N:135:SER:C	2.56	0.42
1:N:479:ASN:CG	1:N:493:ILE:HD11	2.40	0.42
1:O:216:GLU:C	1:O:218:PRO:HD3	2.39	0.42
1:P:232:GLU:HA	1:P:310:GLU:OE1	2.19	0.42
1:P:264:VAL:O	1:P:267:MET:HB3	2.19	0.42

Continued on next page...

Continued from previous page...

Atom-1	Atom-2	Interatomic distance (Å)	Clash overlap (Å)
1:P:326:ASN:HB2	1:P:329:THR:HB	2.00	0.42
1:Q:40:LEU:HD13	1:Q:59:GLU:HG3	2.00	0.42
1:Q:129:GLU:C	1:Q:131:LEU:H	2.23	0.42
1:Q:499:VAL:HG22	1:Q:500:THR:N	2.34	0.42
1:R:479:ASN:CG	1:R:493:ILE:HD11	2.39	0.42
1:S:232:GLU:HA	1:S:310:GLU:OE1	2.19	0.42
1:S:264:VAL:O	1:S:267:MET:HB3	2.19	0.42
1:U:36:ARG:HH11	1:U:36:ARG:HG3	1.84	0.42
1:V:66:PHE:O	1:V:69:MET:N	2.52	0.42
1:V:140:ASP:C	1:V:142:LYS:H	2.22	0.42
1:W:369:VAL:HG23	1:W:370:ALA:H	1.84	0.42
1:W:493:ILE:O	1:W:493:ILE:HG22	2.19	0.42
1:X:162:ILE:O	1:X:165:ALA:N	2.52	0.42
1:Y:73:MET:O	1:Y:76:GLU:N	2.52	0.42
1:Y:462:PRO:O	1:Y:463:SER:C	2.56	0.42
1:Z:230:ILE:HG12	1:Z:230:ILE:O	2.18	0.42
1:Z:479:ASN:CG	1:Z:493:ILE:HD11	2.39	0.42
1:1:259:LEU:C	1:1:261:THR:H	2.22	0.42
1:2:134:LEU:N	1:2:134:LEU:CD2	2.81	0.42
1:2:176:THR:HG22	1:2:177:VAL:N	2.34	0.42
1:2:417:VAL:HG11	1:2:477:GLY:CA	2.48	0.42
1:A:40:LEU:HD13	1:A:59:GLU:HG3	2.00	0.42
1:A:369:VAL:HG23	1:A:370:ALA:H	1.83	0.42
1:B:24:ALA:CB	1:B:97:GLN:HE21	2.33	0.42
1:B:171:LYS:HB2	1:B:407:VAL:HG11	2.00	0.42
1:B:233:MET:HB3	1:B:237:LEU:HG	2.01	0.42
1:B:369:VAL:HG23	1:B:370:ALA:H	1.84	0.42
1:B:412:VAL:HG23	1:B:413:ALA:N	2.34	0.42
1:C:158:VAL:O	1:C:159:GLY:C	2.56	0.42
1:C:233:MET:HB3	1:C:237:LEU:HG	2.01	0.42
1:C:239:ALA:O	1:C:314:LEU:HD21	2.19	0.42
1:C:349:ILE:HA	1:C:352:GLN:HG3	2.00	0.42
1:E:66:PHE:HE1	1:E:522:THR:HG22	1.82	0.42
1:F:259:LEU:C	1:F:261:THR:N	2.73	0.42
1:H:34:LYS:CG	1:H:458:CYS:SG	3.06	0.42
1:H:140:ASP:O	1:H:142:LYS:N	2.52	0.42
1:J:349:ILE:HA	1:J:352:GLN:HG3	1.99	0.42
1:J:421:ARG:NH2	1:J:469:VAL:O	2.51	0.42
1:L:479:ASN:CG	1:L:493:ILE:HD11	2.39	0.42
1:M:171:LYS:H	1:M:171:LYS:HG2	1.54	0.42
1:M:477:GLY:HA3	1:M:488:MET:SD	2.60	0.42

Continued on next page...

Continued from previous page...

Atom-1	Atom-2	Interatomic distance (Å)	Clash overlap (Å)
1:O:272:LYS:H	1:O:272:LYS:HD2	1.82	0.42
1:P:259:LEU:C	1:P:261:THR:N	2.72	0.42
1:Q:216:GLU:C	1:Q:218:PRO:HD3	2.40	0.42
1:Q:230:ILE:O	1:Q:230:ILE:HG12	2.19	0.42
1:Q:417:VAL:HG11	1:Q:477:GLY:CA	2.48	0.42
1:R:479:ASN:OD1	1:R:493:ILE:HD11	2.19	0.42
1:T:180:GLY:H	1:T:389:MET:HE2	1.84	0.42
1:T:239:ALA:O	1:T:314:LEU:HD11	2.19	0.42
1:T:239:ALA:O	1:T:314:LEU:HD21	2.19	0.42
1:V:171:LYS:H	1:V:171:LYS:HG2	1.54	0.42
1:W:64:ASP:C	1:W:64:ASP:OD1	2.57	0.42
1:W:376:VAL:HG12	1:W:377:ALA:N	2.34	0.42
1:X:57:ALA:O	1:X:58:ARG:C	2.57	0.42
1:X:406:ALA:HA	1:X:410:GLY:O	2.19	0.42
1:X:421:ARG:NH2	1:X:469:VAL:O	2.51	0.42
1:Y:27:VAL:O	1:Y:29:VAL:N	2.52	0.42
1:Y:487:ASN:OD1	1:Y:489:ILE:N	2.51	0.42
1:2:233:MET:HB3	1:2:237:LEU:HG	2.01	0.42
1:2:449:ALA:HB3	1:2:450:PRO:CD	2.46	0.42
1:A:27:VAL:CG1	1:A:90:THR:HG23	2.46	0.42
1:A:91:THR:O	1:A:94:VAL:HG13	2.18	0.42
1:A:127:ALA:HB1	1:A:422:VAL:HG11	2.00	0.42
1:A:216:GLU:C	1:A:218:PRO:HD3	2.40	0.42
1:B:10:ASN:O	1:B:11:ASP:C	2.57	0.42
1:B:140:ASP:C	1:B:142:LYS:H	2.23	0.42
1:B:272:LYS:NZ	1:C:228:SER:HB2	2.35	0.42
1:B:273:VAL:CG1	1:B:274:ALA:N	2.82	0.42
1:C:16:MET:O	1:C:20:VAL:HG13	2.19	0.42
1:C:134:LEU:N	1:C:134:LEU:CD2	2.83	0.42
1:C:242:LYS:C	1:C:244:GLY:N	2.72	0.42
1:C:413:ALA:O	1:C:418:ALA:HB2	2.19	0.42
1:D:66:PHE:CE1	1:D:522:THR:CG2	3.00	0.42
1:D:273:VAL:CG1	1:D:274:ALA:N	2.82	0.42
1:E:11:ASP:OD1	1:E:11:ASP:N	2.50	0.42
1:E:91:THR:O	1:E:94:VAL:HG13	2.20	0.42
1:F:77:VAL:O	1:F:80:LYS:HB2	2.19	0.42
1:G:64:ASP:C	1:G:64:ASP:OD1	2.57	0.42
1:G:230:ILE:O	1:G:230:ILE:HG12	2.19	0.42
1:G:259:LEU:C	1:G:261:THR:H	2.23	0.42
1:H:134:LEU:O	1:H:135:SER:C	2.58	0.42
1:H:216:GLU:C	1:H:218:PRO:HD3	2.40	0.42

Continued on next page...

Continued from previous page...

Atom-1	Atom-2	Interatomic distance (Å)	Clash overlap (Å)
1:H:369:VAL:HG23	1:H:370:ALA:H	1.84	0.42
1:J:140:ASP:C	1:J:142:LYS:H	2.23	0.42
1:J:183:LEU:O	1:J:184:GLN:HB2	2.19	0.42
1:J:295:LEU:C	1:J:295:LEU:HD13	2.40	0.42
1:K:216:GLU:C	1:K:218:PRO:HD3	2.40	0.42
1:L:41:ASP:OD1	1:M:69:MET:HG2	2.18	0.42
1:L:91:THR:O	1:L:94:VAL:CG1	2.67	0.42
1:M:91:THR:O	1:M:94:VAL:HG13	2.19	0.42
1:M:151:SER:CB	1:M:399:ALA:HA	2.49	0.42
1:M:214:GLU:C	1:M:215:LEU:HD23	2.39	0.42
1:N:134:LEU:N	1:N:134:LEU:CD2	2.82	0.42
1:N:232:GLU:HA	1:N:310:GLU:OE1	2.19	0.42
1:N:242:LYS:C	1:N:244:GLY:N	2.73	0.42
1:O:57:ALA:O	1:O:60:ILE:N	2.46	0.42
1:O:412:VAL:CG2	1:O:413:ALA:N	2.82	0.42
1:P:111:MET:HG2	1:P:435:ASP:OD1	2.19	0.42
1:R:36:ARG:O	1:R:51:LYS:HG2	2.20	0.42
1:R:383:ALA:O	1:R:384:ALA:CB	2.67	0.42
1:S:259:LEU:C	1:S:261:THR:H	2.22	0.42
1:T:433:ASN:O	1:T:434:ALA:C	2.58	0.42
1:U:409:GLU:O	1:U:497:THR:HB	2.19	0.42
1:U:464:VAL:O	1:U:465:VAL:C	2.58	0.42
1:V:273:VAL:CG1	1:V:274:ALA:N	2.82	0.42
1:W:205:ILE:H	1:W:205:ILE:HG13	1.64	0.42
1:Z:140:ASP:C	1:Z:142:LYS:H	2.22	0.42
1:Z:176:THR:HG22	1:Z:177:VAL:N	2.34	0.42
1:1:383:ALA:HB1	1:2:281:PHE:CZ	2.55	0.42
1:2:239:ALA:O	1:2:314:LEU:HD21	2.20	0.42
1:2:412:VAL:CG2	1:2:413:ALA:N	2.81	0.42
1:A:77:VAL:O	1:A:80:LYS:HB2	2.19	0.42
1:A:239:ALA:O	1:A:314:LEU:HD21	2.19	0.42
1:B:66:PHE:O	1:B:69:MET:HB2	2.19	0.42
1:B:259:LEU:C	1:B:261:THR:H	2.22	0.42
1:D:200:LEU:HD21	1:D:276:VAL:HA	2.01	0.42
1:E:140:ASP:C	1:E:142:LYS:H	2.23	0.42
1:E:259:LEU:C	1:E:261:THR:H	2.22	0.42
1:E:420:ILE:CD1	1:E:451:LEU:HD22	2.49	0.42
1:G:264:VAL:O	1:G:267:MET:HB3	2.19	0.42
1:G:291:ASP:OD2	1:G:368:ARG:HD2	2.19	0.42
1:G:376:VAL:HG12	1:G:377:ALA:N	2.35	0.42
1:G:462:PRO:O	1:G:463:SER:C	2.58	0.42

Continued on next page...

Continued from previous page...

Atom-1	Atom-2	Interatomic distance (Å)	Clash overlap (Å)
1:H:326:ASN:HB2	1:H:329:THR:HB	2.02	0.42
1:J:134:LEU:O	1:J:135:SER:C	2.57	0.42
1:J:414:GLY:N	1:J:494:LEU:HA	2.33	0.42
1:K:129:GLU:O	1:K:131:LEU:N	2.52	0.42
1:M:264:VAL:O	1:M:267:MET:HB3	2.19	0.42
1:M:404:ARG:CG	1:M:404:ARG:NH1	2.82	0.42
1:M:412:VAL:CG2	1:M:413:ALA:N	2.82	0.42
1:O:183:LEU:O	1:O:184:GLN:HB2	2.19	0.42
1:O:349:ILE:HA	1:O:352:GLN:HG3	2.00	0.42
1:O:399:ALA:O	1:O:400:LEU:C	2.58	0.42
1:P:10:ASN:O	1:P:13:ARG:N	2.47	0.42
1:P:175:ILE:HA	1:P:377:ALA:HB3	2.02	0.42
1:Q:68:ASN:HD21	1:Q:72:GLN:HG3	1.85	0.42
1:R:73:MET:O	1:R:76:GLU:N	2.53	0.42
1:R:91:THR:O	1:R:94:VAL:HG13	2.19	0.42
1:R:499:VAL:HG22	1:R:500:THR:N	2.33	0.42
1:U:242:LYS:C	1:U:244:GLY:N	2.71	0.42
1:V:70:GLY:O	1:V:72:GLN:N	2.52	0.42
1:W:183:LEU:O	1:W:184:GLN:HB2	2.18	0.42
1:W:423:ALA:HB2	1:W:447:MET:SD	2.60	0.42
1:W:425:LYS:C	1:W:427:ALA:H	2.23	0.42
1:X:259:LEU:C	1:X:261:THR:N	2.72	0.42
1:X:291:ASP:OD2	1:X:368:ARG:HD2	2.19	0.42
1:Z:103:GLY:O	1:Z:106:ALA:HB3	2.19	0.42
1:Z:205:ILE:H	1:Z:205:ILE:HG13	1.65	0.42
1:1:64:ASP:C	1:1:64:ASP:OD1	2.56	0.42
1:1:451:LEU:C	1:1:453:GLN:N	2.73	0.42
1:1:505:GLN:O	1:1:508:ALA:HB3	2.20	0.42
1:2:140:ASP:C	1:2:142:LYS:H	2.22	0.42
1:A:69:MET:HG2	1:G:41:ASP:OD1	2.20	0.42
1:A:414:GLY:N	1:A:494:LEU:HA	2.32	0.42
1:A:433:ASN:O	1:A:434:ALA:C	2.58	0.42
1:B:175:ILE:HA	1:B:377:ALA:HB3	2.02	0.42
1:B:400:LEU:O	1:B:403:THR:HB	2.19	0.42
1:C:220:ILE:HG23	1:C:248:LEU:HB3	2.01	0.42
1:D:8:PHE:HE1	1:D:519:CYS:HG	1.60	0.42
1:D:77:VAL:O	1:D:80:LYS:HB2	2.20	0.42
1:E:73:MET:O	1:E:76:GLU:N	2.53	0.42
1:E:499:VAL:HG22	1:E:500:THR:N	2.34	0.42
1:F:158:VAL:O	1:F:159:GLY:C	2.57	0.42
1:F:479:ASN:OD1	1:F:493:ILE:HD11	2.19	0.42

Continued on next page...

Continued from previous page...

Atom-1	Atom-2	Interatomic distance (Å)	Clash overlap (Å)
1:G:440:ILE:O	1:G:443:ALA:N	2.52	0.42
1:I:176:THR:HG21	1:I:333:ILE:CD1	2.50	0.42
1:I:420:ILE:CD1	1:I:451:LEU:HD22	2.49	0.42
1:I:470:LYS:C	1:I:472:GLY:H	2.23	0.42
1:J:12:ALA:HB1	1:J:520:MET:HG3	2.01	0.42
1:L:369:VAL:HG23	1:L:370:ALA:H	1.85	0.42
1:L:425:LYS:C	1:L:427:ALA:H	2.21	0.42
1:M:456:LEU:C	1:M:458:CYS:H	2.23	0.42
1:O:37:ASN:O	1:P:517:THR:HG23	2.20	0.42
1:R:129:GLU:O	1:R:132:LYS:N	2.52	0.42
1:S:412:VAL:CG2	1:S:413:ALA:N	2.83	0.42
1:T:216:GLU:C	1:T:218:PRO:HD3	2.40	0.42
1:U:232:GLU:HA	1:U:310:GLU:OE1	2.19	0.42
1:U:499:VAL:HG22	1:U:500:THR:N	2.35	0.42
1:V:24:ALA:CB	1:V:97:GLN:HE21	2.32	0.42
1:V:200:LEU:HD21	1:V:276:VAL:HA	2.01	0.42
1:W:57:ALA:O	1:W:59:GLU:N	2.53	0.42
1:W:176:THR:HG22	1:W:177:VAL:N	2.34	0.42
1:X:69:MET:O	1:X:73:MET:HG3	2.19	0.42
1:X:136:VAL:O	1:X:137:PRO:O	2.37	0.42
1:X:232:GLU:HA	1:X:310:GLU:OE1	2.19	0.42
1:Y:155:ASP:OD1	1:Y:157:THR:HB	2.20	0.42
1:Z:130:GLU:HB3	1:Z:422:VAL:HG13	2.00	0.42
1:Z:272:LYS:H	1:Z:272:LYS:HD2	1.84	0.42
1:Z:510:VAL:O	1:Z:511:ALA:C	2.57	0.42
1:1:213:VAL:HG12	1:1:214:GLU:N	2.34	0.42
1:1:216:GLU:C	1:1:218:PRO:HD3	2.40	0.42
1:C:464:VAL:O	1:C:466:ALA:N	2.52	0.42
1:C:524:LEU:O	1:C:526:LYS:N	2.39	0.42
1:D:324:VAL:HB	1:D:331:THR:CG2	2.50	0.42
1:D:464:VAL:O	1:D:465:VAL:C	2.57	0.42
1:E:158:VAL:O	1:E:159:GLY:C	2.56	0.42
1:E:295:LEU:C	1:E:295:LEU:HD13	2.40	0.42
1:F:497:THR:O	1:F:498:LYS:C	2.56	0.42
1:G:16:MET:SD	1:G:73:MET:HE1	2.59	0.42
1:G:134:LEU:O	1:G:135:SER:C	2.58	0.42
1:H:232:GLU:HA	1:H:310:GLU:OE1	2.20	0.42
1:J:158:VAL:O	1:J:159:GLY:C	2.58	0.42
1:J:230:ILE:O	1:J:230:ILE:HG12	2.19	0.42
1:K:12:ALA:O	1:K:520:MET:SD	2.77	0.42
1:K:384:ALA:C	1:K:385:THR:HG23	2.40	0.42

Continued on next page...

Continued from previous page...

Atom-1	Atom-2	Interatomic distance (Å)	Clash overlap (Å)
1:L:34:LYS:CG	1:L:458:CYS:SG	3.07	0.42
1:L:264:VAL:O	1:L:267:MET:HB3	2.20	0.42
1:M:421:ARG:O	1:M:424:SER:OG	2.32	0.42
1:M:524:LEU:O	1:M:526:LYS:N	2.40	0.42
1:N:264:VAL:O	1:N:267:MET:HB3	2.19	0.42
1:O:25:ASP:OD1	1:O:28:LYS:HE2	2.20	0.42
1:O:176:THR:HG22	1:O:177:VAL:N	2.34	0.42
1:P:127:ALA:HB1	1:P:422:VAL:HG11	2.02	0.42
1:Q:205:ILE:H	1:Q:205:ILE:HG13	1.63	0.42
1:Q:420:ILE:CD1	1:Q:451:LEU:HD22	2.50	0.42
1:Q:479:ASN:OD1	1:Q:493:ILE:HD11	2.19	0.42
1:R:461:GLU:HA	1:R:462:PRO:HD3	1.92	0.42
1:S:183:LEU:O	1:S:184:GLN:HB2	2.20	0.42
1:T:113:PRO:HB3	1:T:515:ILE:O	2.20	0.42
1:T:200:LEU:HD21	1:T:276:VAL:HA	2.02	0.42
1:T:412:VAL:HG12	1:T:497:THR:OG1	2.20	0.42
1:U:176:THR:HG22	1:U:177:VAL:N	2.35	0.42
1:U:239:ALA:O	1:U:314:LEU:HD21	2.20	0.42
1:U:453:GLN:O	1:U:456:LEU:N	2.39	0.42
1:V:202:PRO:HB3	1:V:205:ILE:HD11	2.01	0.42
1:W:158:VAL:O	1:W:159:GLY:C	2.57	0.42
1:1:34:LYS:CG	1:1:458:CYS:SG	3.08	0.42
1:1:113:PRO:HB3	1:1:515:ILE:O	2.20	0.42
1:1:176:THR:HG21	1:1:333:ILE:HD11	2.01	0.42
1:1:213:VAL:HB	1:1:325:ILE:CG1	2.50	0.42
1:1:220:ILE:HG23	1:1:248:LEU:HD23	2.02	0.42
1:1:488:MET:HE3	1:1:493:ILE:HB	2.01	0.42
1:B:220:ILE:HG23	1:B:248:LEU:HB3	2.01	0.42
1:B:488:MET:HE3	1:B:493:ILE:HB	2.02	0.42
1:C:497:THR:O	1:C:498:LYS:C	2.58	0.42
1:D:183:LEU:O	1:D:184:GLN:HB2	2.20	0.42
1:D:259:LEU:C	1:D:261:THR:H	2.21	0.42
1:E:232:GLU:HA	1:E:310:GLU:OE1	2.20	0.42
1:E:259:LEU:C	1:E:261:THR:N	2.73	0.42
1:F:140:ASP:C	1:F:142:LYS:H	2.22	0.42
1:G:112:ASN:HA	1:G:113:PRO:HD3	1.86	0.42
1:G:140:ASP:C	1:G:142:LYS:H	2.23	0.42
1:G:242:LYS:C	1:G:244:GLY:N	2.71	0.42
1:H:158:VAL:O	1:H:159:GLY:C	2.58	0.42
1:H:176:THR:HG22	1:H:177:VAL:N	2.35	0.42
1:I:12:ALA:O	1:I:520:MET:SD	2.78	0.42

Continued on next page...

Continued from previous page...

Atom-1	Atom-2	Interatomic distance (Å)	Clash overlap (Å)
1:I:374:GLY:O	1:I:375:GLY:O	2.37	0.42
1:K:176:THR:HG22	1:K:177:VAL:N	2.35	0.42
1:K:239:ALA:O	1:K:314:LEU:HD11	2.20	0.42
1:L:57:ALA:O	1:L:59:GLU:N	2.53	0.42
1:L:487:ASN:O	1:L:491:MET:HG3	2.19	0.42
1:N:171:LYS:H	1:N:171:LYS:HG2	1.54	0.42
1:N:487:ASN:OD1	1:N:489:ILE:N	2.52	0.42
1:O:66:PHE:CE1	1:O:522:THR:CG2	3.01	0.42
1:P:37:ASN:O	1:Q:517:THR:HG23	2.20	0.42
1:P:66:PHE:CE1	1:P:522:THR:CG2	3.01	0.42
1:P:242:LYS:C	1:P:244:GLY:N	2.73	0.42
1:P:440:ILE:O	1:P:443:ALA:N	2.53	0.42
1:R:171:LYS:H	1:R:171:LYS:HG2	1.54	0.42
1:R:259:LEU:C	1:R:261:THR:N	2.73	0.42
1:R:487:ASN:OD1	1:R:489:ILE:N	2.52	0.42
1:R:501:ARG:O	1:R:504:LEU:N	2.51	0.42
1:T:29:VAL:C	1:T:31:LEU:N	2.71	0.42
1:T:127:ALA:HB1	1:T:422:VAL:HG11	2.01	0.42
1:U:404:ARG:CG	1:U:404:ARG:NH1	2.82	0.42
1:V:216:GLU:C	1:V:218:PRO:HD3	2.40	0.42
1:V:291:ASP:OD2	1:V:368:ARG:HD2	2.19	0.42
1:W:216:GLU:C	1:W:218:PRO:HD3	2.40	0.42
1:X:27:VAL:C	1:X:29:VAL:H	2.23	0.42
1:X:66:PHE:CE1	1:X:522:THR:CG2	2.99	0.42
1:X:423:ALA:HB2	1:X:447:MET:SD	2.60	0.42
1:X:456:LEU:C	1:X:458:CYS:H	2.23	0.42
1:Y:259:LEU:C	1:Y:261:THR:N	2.73	0.42
1:Z:113:PRO:HB3	1:Z:515:ILE:O	2.19	0.42
1:1:351:GLN:HA	1:1:354:GLU:HG2	2.02	0.42
1:2:10:ASN:O	1:2:11:ASP:C	2.58	0.42
1:2:127:ALA:HB1	1:2:422:VAL:HG11	2.02	0.42
1:2:479:ASN:OD1	1:2:493:ILE:HD11	2.20	0.42
1:2:501:ARG:O	1:2:504:LEU:N	2.53	0.42
1:A:176:THR:HG22	1:A:177:VAL:N	2.35	0.42
1:A:499:VAL:HG22	1:A:500:THR:N	2.34	0.42
1:B:112:ASN:HA	1:B:113:PRO:HD3	1.90	0.42
1:C:13:ARG:HA	1:C:16:MET:HE2	2.01	0.42
1:C:41:ASP:HB2	1:D:69:MET:SD	2.59	0.42
1:C:87:ASP:CG	1:C:88:GLY:N	2.73	0.42
1:C:216:GLU:C	1:C:218:PRO:HD3	2.40	0.42
1:C:241:ALA:CB	1:D:231:ARG:HH12	2.32	0.42

Continued on next page...

Continued from previous page...

Atom-1	Atom-2	Interatomic distance (Å)	Clash overlap (Å)
1:D:151:SER:CB	1:D:399:ALA:HA	2.50	0.42
1:F:24:ALA:CB	1:F:97:GLN:HE21	2.32	0.42
1:G:129:GLU:O	1:G:131:LEU:N	2.53	0.42
1:G:239:ALA:O	1:G:314:LEU:HD21	2.20	0.42
1:H:25:ASP:OD1	1:H:28:LYS:HE2	2.20	0.42
1:I:29:VAL:C	1:I:31:LEU:N	2.72	0.42
1:I:70:GLY:O	1:I:72:GLN:N	2.53	0.42
1:J:112:ASN:HA	1:J:113:PRO:HD3	1.88	0.42
1:J:140:ASP:O	1:J:142:LYS:N	2.53	0.42
1:K:232:GLU:HA	1:K:310:GLU:OE1	2.20	0.42
1:K:493:ILE:O	1:K:493:ILE:HG22	2.19	0.42
1:L:213:VAL:HG12	1:L:214:GLU:N	2.34	0.42
1:L:425:LYS:O	1:L:427:ALA:N	2.51	0.42
1:L:487:ASN:OD1	1:L:489:ILE:N	2.51	0.42
1:M:470:LYS:C	1:M:472:GLY:H	2.23	0.42
1:O:13:ARG:HA	1:O:16:MET:HE2	2.02	0.42
1:O:40:LEU:HD13	1:O:59:GLU:HG3	2.02	0.42
1:O:91:THR:O	1:O:94:VAL:CG1	2.67	0.42
1:P:11:ASP:OD1	1:P:11:ASP:N	2.52	0.42
1:Q:24:ALA:O	1:Q:26:ALA:N	2.52	0.42
1:Q:69:MET:O	1:Q:73:MET:HG3	2.19	0.42
1:S:273:VAL:CG1	1:S:274:ALA:N	2.83	0.42
1:S:479:ASN:OD1	1:S:493:ILE:HD11	2.20	0.42
1:S:493:ILE:O	1:S:493:ILE:HG22	2.20	0.42
1:T:440:ILE:O	1:T:441:LYS:C	2.58	0.42
1:T:488:MET:CE	1:T:493:ILE:CG2	2.97	0.42
1:V:230:ILE:O	1:V:230:ILE:HG12	2.19	0.42
1:V:524:LEU:O	1:V:526:LYS:N	2.40	0.42
1:W:127:ALA:HB1	1:W:422:VAL:HG11	2.02	0.42
1:W:324:VAL:HB	1:W:331:THR:CG2	2.50	0.42
1:W:326:ASN:HB2	1:W:329:THR:HB	2.02	0.42
1:X:461:GLU:HA	1:X:462:PRO:HD3	1.89	0.42
1:Y:205:ILE:H	1:Y:205:ILE:HG13	1.64	0.42
1:Z:464:VAL:O	1:Z:466:ALA:N	2.52	0.42
1:2:134:LEU:O	1:2:135:SER:C	2.58	0.42
1:2:349:ILE:HA	1:2:352:GLN:HG3	2.01	0.42
1:2:412:VAL:HG23	1:2:413:ALA:N	2.35	0.42
1:A:273:VAL:CG1	1:A:274:ALA:N	2.83	0.42
1:C:272:LYS:HD2	1:C:272:LYS:N	2.35	0.42
1:E:134:LEU:O	1:E:135:SER:C	2.58	0.42
1:E:220:ILE:HG23	1:E:248:LEU:HB3	2.02	0.42

Continued on next page...

Continued from previous page...

Atom-1	Atom-2	Interatomic distance (Å)	Clash overlap (Å)
1:F:404:ARG:CG	1:F:404:ARG:NH1	2.83	0.42
1:H:13:ARG:HA	1:H:16:MET:HE2	2.02	0.42
1:H:69:MET:O	1:H:73:MET:HG3	2.19	0.42
1:I:91:THR:O	1:I:94:VAL:CG1	2.68	0.42
1:I:233:MET:HB3	1:I:237:LEU:HG	2.02	0.42
1:I:273:VAL:CG1	1:I:274:ALA:N	2.82	0.42
1:J:66:PHE:O	1:J:67:GLU:C	2.58	0.42
1:J:91:THR:O	1:J:94:VAL:HG13	2.20	0.42
1:J:464:VAL:O	1:J:466:ALA:N	2.53	0.42
1:J:479:ASN:CG	1:J:493:ILE:HD11	2.39	0.42
1:K:499:VAL:HG22	1:K:500:THR:N	2.35	0.42
1:L:68:ASN:HD21	1:L:72:GLN:HG3	1.84	0.42
1:L:449:ALA:HB3	1:L:450:PRO:CD	2.44	0.42
1:M:232:GLU:HA	1:M:310:GLU:OE1	2.20	0.42
1:M:259:LEU:C	1:M:261:THR:N	2.73	0.42
1:M:259:LEU:C	1:M:261:THR:H	2.21	0.42
1:M:455:VAL:HG12	1:M:455:VAL:O	2.20	0.42
1:N:259:LEU:C	1:N:261:THR:N	2.73	0.42
1:N:479:ASN:OD1	1:N:493:ILE:HD11	2.19	0.42
1:N:497:THR:O	1:N:498:LYS:C	2.58	0.42
1:O:497:THR:O	1:O:498:LYS:C	2.58	0.42
1:P:96:ALA:O	1:P:97:GLN:C	2.58	0.42
1:P:349:ILE:HA	1:P:352:GLN:HG3	2.01	0.42
1:P:425:LYS:C	1:P:427:ALA:H	2.23	0.42
1:Q:12:ALA:O	1:Q:520:MET:SD	2.78	0.42
1:Q:456:LEU:C	1:Q:458:CYS:H	2.22	0.42
1:S:129:GLU:O	1:S:132:LYS:N	2.53	0.42
1:S:376:VAL:HG12	1:S:377:ALA:N	2.35	0.42
1:T:20:VAL:HG23	1:T:21:ASN:N	2.35	0.42
1:T:264:VAL:O	1:T:267:MET:HB3	2.19	0.42
1:U:68:ASN:HD21	1:U:72:GLN:HG3	1.84	0.42
1:V:242:LYS:C	1:V:244:GLY:N	2.72	0.42
1:X:412:VAL:CG2	1:X:413:ALA:N	2.81	0.42
1:X:417:VAL:HG11	1:X:477:GLY:CA	2.49	0.42
1:X:499:VAL:HG22	1:X:500:THR:N	2.35	0.42
1:Y:278:ALA:HB1	1:Y:279:PRO:CD	2.46	0.42
1:Z:24:ALA:O	1:Z:26:ALA:N	2.53	0.42
1:Z:92:ALA:O	1:Z:95:LEU:HB2	2.20	0.42
1:Z:438:VAL:C	1:Z:440:ILE:N	2.74	0.42
1:Z:487:ASN:O	1:Z:491:MET:HG3	2.19	0.42
1:1:176:THR:HG22	1:1:177:VAL:N	2.35	0.42

Continued on next page...

Continued from previous page...

Atom-1	Atom-2	Interatomic distance (Å)	Clash overlap (Å)
1:1:242:LYS:C	1:1:244:GLY:N	2.70	0.42
1:1:321:LYS:O	1:1:322:ARG:CB	2.55	0.42
1:1:447:MET:CE	1:1:504:LEU:HD21	2.50	0.42
1:2:171:LYS:H	1:2:171:LYS:HG2	1.53	0.42
1:2:449:ALA:O	1:2:450:PRO:C	2.57	0.42
1:A:158:VAL:O	1:A:159:GLY:C	2.59	0.41
1:A:228:SER:HB3	1:G:272:LYS:NZ	2.35	0.41
1:C:140:ASP:C	1:C:142:LYS:H	2.24	0.41
1:D:57:ALA:O	1:D:58:ARG:C	2.58	0.41
1:D:417:VAL:HG11	1:D:477:GLY:CA	2.50	0.41
1:G:470:LYS:C	1:G:472:GLY:H	2.23	0.41
1:H:412:VAL:HG23	1:H:413:ALA:N	2.34	0.41
1:H:420:ILE:CD1	1:H:451:LEU:HD22	2.50	0.41
1:H:440:ILE:O	1:H:443:ALA:N	2.53	0.41
1:H:487:ASN:OD1	1:H:489:ILE:N	2.53	0.41
1:I:180:GLY:H	1:I:389:MET:HE2	1.84	0.41
1:I:213:VAL:HB	1:I:325:ILE:HG13	2.02	0.41
1:I:264:VAL:O	1:I:267:MET:HB3	2.20	0.41
1:I:291:ASP:OD2	1:I:368:ARG:HD2	2.20	0.41
1:I:421:ARG:O	1:I:422:VAL:C	2.56	0.41
1:J:57:ALA:O	1:J:58:ARG:C	2.59	0.41
1:J:77:VAL:O	1:J:80:LYS:HB2	2.20	0.41
1:J:174:VAL:HB	1:J:376:VAL:HG13	2.01	0.41
1:J:213:VAL:HG12	1:J:214:GLU:N	2.35	0.41
1:J:234:LEU:N	1:J:235:PRO:HD2	2.35	0.41
1:K:291:ASP:OD2	1:K:368:ARG:HD2	2.20	0.41
1:K:295:LEU:HD13	1:K:295:LEU:C	2.39	0.41
1:M:376:VAL:HG12	1:M:377:ALA:N	2.35	0.41
1:N:96:ALA:O	1:N:97:GLN:C	2.58	0.41
1:N:162:ILE:O	1:N:165:ALA:N	2.53	0.41
1:N:488:MET:HE3	1:N:493:ILE:HB	2.01	0.41
1:O:10:ASN:O	1:O:11:ASP:C	2.59	0.41
1:O:91:THR:O	1:O:94:VAL:HG13	2.20	0.41
1:O:240:VAL:O	1:O:240:VAL:CG1	2.68	0.41
1:O:259:LEU:C	1:O:261:THR:N	2.72	0.41
1:Q:66:PHE:O	1:Q:69:MET:HB2	2.21	0.41
1:Q:451:LEU:C	1:Q:453:GLN:N	2.70	0.41
1:R:10:ASN:O	1:R:13:ARG:N	2.49	0.41
1:R:216:GLU:C	1:R:218:PRO:HD3	2.40	0.41
1:S:10:ASN:O	1:S:13:ARG:N	2.48	0.41
1:S:87:ASP:CG	1:S:88:GLY:N	2.73	0.41

Continued on next page...

Continued from previous page...

Atom-1	Atom-2	Interatomic distance (Å)	Clash overlap (Å)
1:S:158:VAL:O	1:S:159:GLY:C	2.59	0.41
1:S:440:ILE:O	1:S:441:LYS:C	2.58	0.41
1:S:455:VAL:HG12	1:S:455:VAL:O	2.19	0.41
1:T:449:ALA:O	1:T:450:PRO:C	2.58	0.41
1:U:129:GLU:C	1:U:131:LEU:H	2.23	0.41
1:V:232:GLU:HA	1:V:310:GLU:OE1	2.20	0.41
1:V:326:ASN:HB2	1:V:329:THR:HB	2.01	0.41
1:W:112:ASN:HA	1:W:113:PRO:HD3	1.89	0.41
1:W:213:VAL:HG12	1:W:214:GLU:N	2.35	0.41
1:W:324:VAL:HB	1:W:331:THR:HG23	2.02	0.41
1:X:40:LEU:HD13	1:X:59:GLU:HG3	2.01	0.41
1:X:134:LEU:O	1:X:135:SER:C	2.59	0.41
1:X:417:VAL:HG21	1:X:488:MET:HG3	2.02	0.41
1:Z:10:ASN:O	1:Z:13:ARG:N	2.47	0.41
1:Z:12:ALA:O	1:Z:520:MET:SD	2.78	0.41
1:Z:216:GLU:C	1:Z:218:PRO:HD3	2.40	0.41
1:Z:264:VAL:O	1:Z:267:MET:HB3	2.20	0.41
1:Z:447:MET:CE	1:Z:504:LEU:CD2	2.98	0.41
1:Z:447:MET:CE	1:Z:504:LEU:HD21	2.50	0.41
1:1:57:ALA:O	1:1:58:ARG:C	2.58	0.41
1:2:259:LEU:C	1:2:261:THR:N	2.74	0.41
1:2:406:ALA:HB1	1:2:411:VAL:HG12	2.02	0.41
1:2:451:LEU:C	1:2:453:GLN:N	2.71	0.41
1:A:69:MET:CE	1:G:41:ASP:HB2	2.51	0.41
1:A:259:LEU:C	1:A:261:THR:N	2.74	0.41
1:A:412:VAL:HG23	1:A:413:ALA:N	2.34	0.41
1:D:82:ASN:HB2	1:D:89:THR:HG22	1.95	0.41
1:D:236:VAL:O	1:D:240:VAL:HG23	2.21	0.41
1:D:384:ALA:C	1:D:385:THR:HG23	2.40	0.41
1:E:180:GLY:H	1:E:389:MET:HE2	1.85	0.41
1:F:406:ALA:HB1	1:F:411:VAL:HG12	2.01	0.41
1:G:501:ARG:O	1:G:504:LEU:N	2.52	0.41
1:H:430:ARG:HG2	1:H:430:ARG:HH11	1.83	0.41
1:J:240:VAL:HG11	1:J:247:LEU:HB2	2.03	0.41
1:K:87:ASP:CG	1:K:88:GLY:N	2.73	0.41
1:K:112:ASN:HA	1:K:113:PRO:HD3	1.85	0.41
1:K:324:VAL:HB	1:K:331:THR:HG23	2.02	0.41
1:L:216:GLU:C	1:L:218:PRO:HD3	2.40	0.41
1:M:217:SER:N	1:M:218:PRO:HD3	2.35	0.41
1:N:421:ARG:O	1:N:422:VAL:C	2.59	0.41
1:O:326:ASN:HB2	1:O:329:THR:HB	2.02	0.41

Continued on next page...

Continued from previous page...

Atom-1	Atom-2	Interatomic distance (Å)	Clash overlap (Å)
1:P:13:ARG:O	1:P:14:VAL:C	2.58	0.41
1:Q:259:LEU:C	1:Q:261:THR:H	2.22	0.41
1:Q:349:ILE:HA	1:Q:352:GLN:HG3	2.01	0.41
1:R:273:VAL:CG1	1:R:274:ALA:N	2.82	0.41
1:S:488:MET:HE3	1:S:493:ILE:HB	2.02	0.41
1:T:259:LEU:C	1:T:261:THR:N	2.74	0.41
1:T:272:LYS:NZ	1:U:228:SER:HB3	2.36	0.41
1:U:470:LYS:C	1:U:472:GLY:H	2.23	0.41
1:V:24:ALA:C	1:V:26:ALA:N	2.74	0.41
1:V:259:LEU:C	1:V:261:THR:H	2.22	0.41
1:W:57:ALA:O	1:W:60:ILE:N	2.47	0.41
1:W:70:GLY:HA2	1:W:73:MET:HE3	2.01	0.41
1:W:259:LEU:C	1:W:261:THR:N	2.74	0.41
1:X:234:LEU:N	1:X:235:PRO:HD2	2.35	0.41
1:X:420:ILE:HD12	1:X:451:LEU:HD22	2.02	0.41
1:Y:295:LEU:HD13	1:Y:295:LEU:C	2.41	0.41
1:Y:473:ASP:OD2	1:Y:473:ASP:N	2.53	0.41
1:Z:91:THR:O	1:Z:94:VAL:HG13	2.20	0.41
1:Z:349:ILE:HA	1:Z:352:GLN:HG3	2.01	0.41
1:Z:376:VAL:HG12	1:Z:377:ALA:N	2.35	0.41
1:1:162:ILE:O	1:1:165:ALA:N	2.51	0.41
1:1:234:LEU:N	1:1:235:PRO:HD2	2.35	0.41
1:2:499:VAL:HG22	1:2:500:THR:N	2.35	0.41
1:A:57:ALA:O	1:A:58:ARG:C	2.58	0.41
1:A:129:GLU:O	1:A:132:LYS:N	2.53	0.41
1:B:183:LEU:O	1:B:184:GLN:HB2	2.19	0.41
1:C:273:VAL:CG1	1:C:274:ALA:N	2.83	0.41
1:C:295:LEU:HD13	1:C:295:LEU:C	2.41	0.41
1:D:27:VAL:C	1:D:29:VAL:H	2.23	0.41
1:D:36:ARG:HG3	1:D:36:ARG:HH11	1.85	0.41
1:G:24:ALA:O	1:G:26:ALA:N	2.53	0.41
1:G:180:GLY:H	1:G:389:MET:HE2	1.86	0.41
1:H:376:VAL:HG12	1:H:377:ALA:N	2.36	0.41
1:J:91:THR:O	1:J:94:VAL:CG1	2.68	0.41
1:K:447:MET:CE	1:K:504:LEU:CD2	2.99	0.41
1:M:417:VAL:HG11	1:M:477:GLY:CA	2.49	0.41
1:M:479:ASN:CG	1:M:493:ILE:HD11	2.41	0.41
1:N:129:GLU:O	1:N:132:LYS:N	2.53	0.41
1:O:129:GLU:O	1:O:132:LYS:N	2.54	0.41
1:O:155:ASP:OD1	1:O:157:THR:HB	2.20	0.41
1:P:479:ASN:CG	1:P:493:ILE:HD11	2.40	0.41

Continued on next page...

Continued from previous page...

Atom-1	Atom-2	Interatomic distance (Å)	Clash overlap (Å)
1:T:404:ARG:CG	1:T:404:ARG:NH1	2.80	0.41
1:U:136:VAL:O	1:U:137:PRO:O	2.39	0.41
1:U:180:GLY:N	1:U:389:MET:HE2	2.36	0.41
1:U:264:VAL:O	1:U:267:MET:HB3	2.21	0.41
1:U:462:PRO:O	1:U:463:SER:C	2.58	0.41
1:V:239:ALA:O	1:V:314:LEU:HD21	2.19	0.41
1:V:369:VAL:HG23	1:V:370:ALA:H	1.85	0.41
1:X:103:GLY:O	1:X:106:ALA:HB3	2.19	0.41
1:X:216:GLU:C	1:X:218:PRO:HD3	2.41	0.41
1:Y:13:ARG:O	1:Y:14:VAL:C	2.56	0.41
1:Y:134:LEU:O	1:Y:135:SER:C	2.58	0.41
1:Z:295:LEU:C	1:Z:295:LEU:HD13	2.41	0.41
1:Z:384:ALA:C	1:Z:385:THR:HG23	2.41	0.41
1:1:349:ILE:HA	1:1:352:GLN:HG3	2.01	0.41
1:2:242:LYS:O	1:2:243:ALA:HB3	2.20	0.41
1:A:41:ASP:OD1	1:B:69:MET:HG2	2.20	0.41
1:A:91:THR:HA	1:A:94:VAL:CG1	2.50	0.41
1:A:155:ASP:OD1	1:A:157:THR:HB	2.21	0.41
1:A:228:SER:CB	1:G:272:LYS:NZ	2.82	0.41
1:A:326:ASN:HB2	1:A:329:THR:HB	2.02	0.41
1:A:412:VAL:CG2	1:A:413:ALA:N	2.81	0.41
1:B:200:LEU:HD21	1:B:276:VAL:HA	2.03	0.41
1:B:232:GLU:HA	1:B:310:GLU:OE1	2.19	0.41
1:C:505:GLN:O	1:C:508:ALA:HB3	2.20	0.41
1:D:34:LYS:CG	1:D:458:CYS:SG	3.09	0.41
1:D:96:ALA:O	1:D:97:GLN:C	2.58	0.41
1:D:171:LYS:H	1:D:171:LYS:HG2	1.52	0.41
1:D:230:ILE:O	1:D:230:ILE:HG12	2.19	0.41
1:D:499:VAL:HG22	1:D:500:THR:N	2.36	0.41
1:E:24:ALA:CB	1:E:97:GLN:HE21	2.33	0.41
1:E:230:ILE:O	1:E:230:ILE:HG12	2.19	0.41
1:E:497:THR:O	1:E:498:LYS:C	2.58	0.41
1:F:220:ILE:HG23	1:F:248:LEU:HB3	2.03	0.41
1:G:10:ASN:O	1:G:11:ASP:C	2.58	0.41
1:G:272:LYS:HD2	1:G:272:LYS:N	2.36	0.41
1:J:10:ASN:O	1:J:11:ASP:C	2.59	0.41
1:K:131:LEU:C	1:K:133:ALA:H	2.21	0.41
1:L:438:VAL:C	1:L:440:ILE:N	2.74	0.41
1:M:66:PHE:O	1:M:69:MET:HB2	2.20	0.41
1:M:406:ALA:O	1:M:410:GLY:N	2.53	0.41
1:O:242:LYS:C	1:O:244:GLY:N	2.72	0.41

Continued on next page...

Continued from previous page...

Atom-1	Atom-2	Interatomic distance (Å)	Clash overlap (Å)
1:O:324:VAL:HB	1:O:331:THR:CG2	2.50	0.41
1:P:25:ASP:OD1	1:P:28:LYS:HE2	2.20	0.41
1:P:289:LEU:HD23	1:P:289:LEU:C	2.40	0.41
1:P:291:ASP:OD2	1:P:368:ARG:HD2	2.20	0.41
1:Q:462:PRO:O	1:Q:463:SER:C	2.57	0.41
1:R:500:THR:HG22	1:R:500:THR:O	2.20	0.41
1:S:13:ARG:HA	1:S:16:MET:HE2	2.02	0.41
1:S:236:VAL:O	1:S:240:VAL:HG23	2.20	0.41
1:S:242:LYS:C	1:S:244:GLY:N	2.72	0.41
1:S:404:ARG:CG	1:S:404:ARG:NH1	2.82	0.41
1:S:421:ARG:NH2	1:S:469:VAL:O	2.51	0.41
1:T:278:ALA:HB1	1:T:279:PRO:CD	2.46	0.41
1:T:464:VAL:O	1:T:466:ALA:N	2.54	0.41
1:T:479:ASN:OD1	1:T:493:ILE:HD11	2.19	0.41
1:U:27:VAL:C	1:U:29:VAL:H	2.23	0.41
1:U:96:ALA:O	1:U:97:GLN:C	2.58	0.41
1:U:376:VAL:HG12	1:U:377:ALA:N	2.35	0.41
1:V:259:LEU:C	1:V:261:THR:N	2.74	0.41
1:V:264:VAL:O	1:V:267:MET:HB3	2.19	0.41
1:V:351:GLN:HA	1:V:354:GLU:HG2	2.03	0.41
1:V:399:ALA:O	1:V:400:LEU:C	2.59	0.41
1:V:406:ALA:O	1:V:410:GLY:N	2.53	0.41
1:W:264:VAL:O	1:W:267:MET:HB3	2.19	0.41
1:X:180:GLY:H	1:X:389:MET:HE2	1.85	0.41
1:Y:41:ASP:HB2	1:Z:69:MET:CE	2.50	0.41
1:Z:158:VAL:O	1:Z:159:GLY:C	2.59	0.41
1:Z:451:LEU:C	1:Z:453:GLN:N	2.74	0.41
1:2:264:VAL:O	1:2:267:MET:HB3	2.20	0.41
1:2:376:VAL:HG12	1:2:377:ALA:N	2.34	0.41
1:2:505:GLN:O	1:2:508:ALA:HB3	2.21	0.41
1:A:228:SER:HB2	1:G:272:LYS:HZ3	1.85	0.41
1:A:230:ILE:O	1:A:230:ILE:HG12	2.19	0.41
1:B:91:THR:O	1:B:94:VAL:HG13	2.20	0.41
1:B:272:LYS:H	1:B:272:LYS:HD2	1.85	0.41
1:C:376:VAL:HG12	1:C:377:ALA:N	2.35	0.41
1:D:123:ALA:CB	1:D:440:ILE:HG23	2.48	0.41
1:D:264:VAL:O	1:D:267:MET:HB3	2.20	0.41
1:D:324:VAL:HB	1:D:331:THR:HG23	2.03	0.41
1:E:36:ARG:O	1:E:51:LYS:HG2	2.21	0.41
1:E:376:VAL:HG12	1:E:377:ALA:N	2.34	0.41
1:F:447:MET:HE3	1:F:504:LEU:HD21	2.01	0.41

Continued on next page...

Continued from previous page...

Atom-1	Atom-2	Interatomic distance (Å)	Clash overlap (Å)
1:G:497:THR:O	1:G:498:LYS:C	2.59	0.41
1:H:199:TYR:CZ	1:H:327:LYS:HA	2.56	0.41
1:J:324:VAL:HB	1:J:331:THR:CG2	2.51	0.41
1:J:449:ALA:O	1:J:450:PRO:C	2.59	0.41
1:K:27:VAL:CG1	1:K:90:THR:HG23	2.48	0.41
1:L:96:ALA:O	1:L:97:GLN:C	2.57	0.41
1:L:470:LYS:C	1:L:472:GLY:H	2.24	0.41
1:M:171:LYS:HB2	1:M:407:VAL:HG11	2.01	0.41
1:M:272:LYS:NZ	1:N:228:SER:HB3	2.35	0.41
1:N:376:VAL:HG12	1:N:377:ALA:N	2.35	0.41
1:O:455:VAL:CG1	1:O:462:PRO:HA	2.47	0.41
1:Q:70:GLY:C	1:Q:72:GLN:N	2.74	0.41
1:Q:129:GLU:O	1:Q:131:LEU:N	2.53	0.41
1:Q:158:VAL:O	1:Q:159:GLY:C	2.59	0.41
1:Q:404:ARG:CG	1:Q:404:ARG:NH1	2.82	0.41
1:R:232:GLU:HA	1:R:310:GLU:OE1	2.20	0.41
1:R:470:LYS:O	1:R:472:GLY:N	2.54	0.41
1:R:501:ARG:O	1:R:502:SER:C	2.59	0.41
1:S:127:ALA:HB1	1:S:422:VAL:HG11	2.03	0.41
1:S:199:TYR:CZ	1:S:327:LYS:HA	2.56	0.41
1:S:216:GLU:C	1:S:218:PRO:HD3	2.41	0.41
1:T:140:ASP:C	1:T:142:LYS:H	2.23	0.41
1:T:155:ASP:OD1	1:T:157:THR:HB	2.21	0.41
1:U:40:LEU:HD13	1:U:59:GLU:HG3	2.01	0.41
1:U:199:TYR:CZ	1:U:327:LYS:HA	2.56	0.41
1:V:129:GLU:C	1:V:131:LEU:H	2.24	0.41
1:V:404:ARG:CG	1:V:404:ARG:NH1	2.81	0.41
1:V:470:LYS:C	1:V:472:GLY:H	2.24	0.41
1:W:521:VAL:O	1:W:521:VAL:HG12	2.20	0.41
1:X:155:ASP:OD1	1:X:157:THR:HB	2.19	0.41
1:X:213:VAL:HG12	1:X:214:GLU:N	2.35	0.41
1:X:376:VAL:HG12	1:X:377:ALA:N	2.35	0.41
1:Y:82:ASN:HB2	1:Y:89:THR:HG22	1.95	0.41
1:Y:216:GLU:C	1:Y:218:PRO:HD3	2.41	0.41
1:Z:183:LEU:O	1:Z:184:GLN:HB2	2.21	0.41
1:Z:213:VAL:HG12	1:Z:214:GLU:N	2.35	0.41
1:1:16:MET:O	1:1:20:VAL:HG13	2.20	0.41
1:1:259:LEU:C	1:1:261:THR:N	2.74	0.41
1:2:115:ASP:O	1:2:118:ARG:N	2.54	0.41
1:C:13:ARG:O	1:C:14:VAL:C	2.58	0.41
1:D:40:LEU:HD13	1:D:59:GLU:HG3	2.01	0.41

Continued on next page...

Continued from previous page...

Atom-1	Atom-2	Interatomic distance (Å)	Clash overlap (Å)
1:E:91:THR:O	1:E:94:VAL:CG1	2.68	0.41
1:E:264:VAL:O	1:E:267:MET:HB3	2.21	0.41
1:G:77:VAL:O	1:G:80:LYS:HB2	2.21	0.41
1:H:213:VAL:HG12	1:H:214:GLU:N	2.35	0.41
1:H:295:LEU:HD13	1:H:295:LEU:C	2.41	0.41
1:I:69:MET:O	1:I:73:MET:HG3	2.20	0.41
1:I:140:ASP:O	1:I:142:LYS:N	2.54	0.41
1:I:419:LEU:HD21	1:I:500:THR:CG2	2.49	0.41
1:J:264:VAL:O	1:J:267:MET:HB3	2.19	0.41
1:J:488:MET:HE3	1:J:493:ILE:HB	2.02	0.41
1:K:455:VAL:HG12	1:K:455:VAL:O	2.21	0.41
1:L:240:VAL:O	1:L:240:VAL:CG1	2.67	0.41
1:L:259:LEU:C	1:L:261:THR:H	2.23	0.41
1:L:349:ILE:HA	1:L:352:GLN:HG3	2.02	0.41
1:M:66:PHE:O	1:M:67:GLU:C	2.58	0.41
1:M:433:ASN:OD1	1:M:433:ASN:N	2.53	0.41
1:O:12:ALA:O	1:O:520:MET:SD	2.79	0.41
1:O:228:SER:HB3	1:U:272:LYS:NZ	2.36	0.41
1:O:234:LEU:N	1:O:235:PRO:HD2	2.36	0.41
1:P:272:LYS:HD2	1:P:272:LYS:N	2.36	0.41
1:P:421:ARG:NH2	1:P:469:VAL:O	2.50	0.41
1:Q:326:ASN:HB2	1:Q:329:THR:HB	2.02	0.41
1:R:140:ASP:O	1:R:142:LYS:N	2.53	0.41
1:R:183:LEU:O	1:R:184:GLN:HB2	2.21	0.41
1:R:441:LYS:HD3	1:R:441:LYS:HA	1.89	0.41
1:T:91:THR:O	1:T:94:VAL:HG13	2.21	0.41
1:U:273:VAL:CG1	1:U:274:ALA:N	2.82	0.41
1:U:295:LEU:C	1:U:295:LEU:HD13	2.41	0.41
1:U:501:ARG:O	1:U:502:SER:C	2.59	0.41
1:W:232:GLU:HA	1:W:310:GLU:OE1	2.20	0.41
1:W:451:LEU:C	1:W:453:GLN:N	2.73	0.41
1:X:477:GLY:HA3	1:X:488:MET:SD	2.60	0.41
1:Z:240:VAL:O	1:Z:240:VAL:CG1	2.69	0.41
1:Z:259:LEU:C	1:Z:261:THR:N	2.73	0.41
1:1:233:MET:HB3	1:1:237:LEU:HG	2.02	0.41
1:2:103:GLY:O	1:2:106:ALA:HB3	2.21	0.41
1:2:462:PRO:O	1:2:463:SER:C	2.58	0.41
1:A:76:GLU:HG3	1:G:46:ALA:CB	2.35	0.41
1:A:91:THR:O	1:A:94:VAL:CG1	2.68	0.41
1:A:404:ARG:CG	1:A:404:ARG:NH1	2.83	0.41
1:B:470:LYS:C	1:B:472:GLY:H	2.23	0.41

Continued on next page...

Continued from previous page...

Atom-1	Atom-2	Interatomic distance (Å)	Clash overlap (Å)
1:C:369:VAL:HG23	1:C:370:ALA:H	1.85	0.41
1:D:129:GLU:C	1:D:131:LEU:H	2.24	0.41
1:D:134:LEU:O	1:D:135:SER:C	2.59	0.41
1:D:425:LYS:C	1:D:427:ALA:H	2.23	0.41
1:D:430:ARG:HG2	1:D:430:ARG:HH11	1.85	0.41
1:F:464:VAL:O	1:F:466:ALA:N	2.54	0.41
1:G:278:ALA:HB1	1:G:279:PRO:CD	2.48	0.41
1:G:326:ASN:HB2	1:G:329:THR:HB	2.02	0.41
1:G:479:ASN:CG	1:G:493:ILE:HD11	2.41	0.41
1:G:488:MET:HE3	1:G:493:ILE:HB	2.01	0.41
1:H:87:ASP:CG	1:H:88:GLY:N	2.74	0.41
1:H:264:VAL:O	1:H:267:MET:HB3	2.20	0.41
1:H:384:ALA:C	1:H:385:THR:HG23	2.41	0.41
1:H:404:ARG:CG	1:H:404:ARG:NH1	2.82	0.41
1:I:68:ASN:HD21	1:I:72:GLN:HG3	1.86	0.41
1:I:278:ALA:HB1	1:I:279:PRO:CD	2.45	0.41
1:I:497:THR:O	1:I:498:LYS:C	2.59	0.41
1:J:200:LEU:CD2	1:J:276:VAL:HA	2.50	0.41
1:J:477:GLY:HA3	1:J:488:MET:CG	2.51	0.41
1:L:412:VAL:CG2	1:L:413:ALA:N	2.83	0.41
1:M:240:VAL:O	1:M:240:VAL:CG1	2.67	0.41
1:O:66:PHE:O	1:O:69:MET:N	2.54	0.41
1:P:413:ALA:O	1:P:418:ALA:HB2	2.21	0.41
1:P:521:VAL:O	1:P:521:VAL:HG12	2.21	0.41
1:Q:449:ALA:O	1:Q:450:PRO:C	2.58	0.41
1:Q:508:ALA:O	1:Q:509:SER:C	2.59	0.41
1:R:404:ARG:CG	1:R:404:ARG:NH1	2.83	0.41
1:S:295:LEU:HD13	1:S:295:LEU:C	2.40	0.41
1:T:25:ASP:OD1	1:T:28:LYS:HE2	2.20	0.41
1:T:220:ILE:HG23	1:T:248:LEU:HB3	2.02	0.41
1:U:230:ILE:O	1:U:230:ILE:HG12	2.20	0.41
1:U:326:ASN:HB2	1:U:329:THR:HB	2.03	0.41
1:U:406:ALA:HA	1:U:410:GLY:O	2.20	0.41
1:V:12:ALA:O	1:V:520:MET:SD	2.79	0.41
1:W:140:ASP:O	1:W:142:LYS:N	2.54	0.41
1:W:433:ASN:O	1:W:434:ALA:C	2.59	0.41
1:Y:12:ALA:HB1	1:Y:520:MET:HG3	2.02	0.41
1:Y:77:VAL:O	1:Y:80:LYS:HB2	2.20	0.41
1:Y:264:VAL:O	1:Y:267:MET:HB3	2.21	0.41
1:Z:501:ARG:NH1	1:Z:505:GLN:OE1	2.53	0.41
1:2:240:VAL:O	1:2:240:VAL:CG1	2.67	0.41

Continued on next page...

Continued from previous page...

Atom-1	Atom-2	Interatomic distance (Å)	Clash overlap (Å)
1:2:265:ASN:HD22	1:2:265:ASN:HA	1.67	0.41
1:B:242:LYS:C	1:B:244:GLY:N	2.72	0.41
1:D:451:LEU:C	1:D:453:GLN:N	2.73	0.41
1:E:29:VAL:C	1:E:31:LEU:N	2.73	0.41
1:E:216:GLU:C	1:E:218:PRO:HD3	2.41	0.41
1:F:41:ASP:OD1	1:G:69:MET:HG2	2.20	0.41
1:F:239:ALA:O	1:F:314:LEU:HD11	2.20	0.41
1:G:216:GLU:C	1:G:218:PRO:HD3	2.41	0.41
1:G:404:ARG:CG	1:G:404:ARG:NH1	2.82	0.41
1:G:409:GLU:O	1:G:497:THR:HB	2.21	0.41
1:G:499:VAL:HG22	1:G:500:THR:N	2.34	0.41
1:H:57:ALA:O	1:H:59:GLU:N	2.54	0.41
1:I:259:LEU:C	1:I:261:THR:N	2.72	0.41
1:I:369:VAL:HG23	1:I:370:ALA:H	1.85	0.41
1:I:417:VAL:HG11	1:I:477:GLY:CA	2.50	0.41
1:J:25:ASP:OD1	1:J:28:LYS:HE2	2.20	0.41
1:J:240:VAL:O	1:J:240:VAL:CG1	2.68	0.41
1:K:376:VAL:HG12	1:K:377:ALA:N	2.34	0.41
1:M:158:VAL:O	1:M:159:GLY:C	2.58	0.41
1:M:239:ALA:O	1:M:314:LEU:HD21	2.20	0.41
1:M:421:ARG:NH2	1:M:469:VAL:O	2.49	0.41
1:O:158:VAL:O	1:O:159:GLY:C	2.59	0.41
1:O:470:LYS:O	1:O:472:GLY:N	2.53	0.41
1:P:127:ALA:O	1:P:131:LEU:HB2	2.21	0.41
1:P:399:ALA:O	1:P:400:LEU:C	2.59	0.41
1:Q:16:MET:O	1:Q:20:VAL:HG13	2.21	0.41
1:Q:384:ALA:C	1:Q:385:THR:HG23	2.41	0.41
1:T:12:ALA:O	1:T:520:MET:SD	2.79	0.41
1:T:369:VAL:HG23	1:T:370:ALA:H	1.84	0.41
1:W:11:ASP:OD1	1:W:11:ASP:N	2.50	0.41
1:W:240:VAL:HG11	1:W:247:LEU:HB2	2.03	0.41
1:W:295:LEU:C	1:W:295:LEU:HD13	2.41	0.41
1:X:404:ARG:CG	1:X:404:ARG:NH1	2.83	0.41
1:Z:8:PHE:CE1	1:Z:519:CYS:SG	3.07	0.41
1:Z:497:THR:O	1:Z:498:LYS:C	2.58	0.41
1:1:12:ALA:O	1:1:520:MET:SD	2.79	0.41
1:1:73:MET:O	1:1:74:VAL:C	2.58	0.41
1:A:240:VAL:O	1:A:240:VAL:CG1	2.69	0.41
1:A:470:LYS:C	1:A:472:GLY:H	2.24	0.41
1:A:477:GLY:HA3	1:A:488:MET:CG	2.50	0.41
1:B:70:GLY:O	1:B:72:GLN:N	2.54	0.41

Continued on next page...

Continued from previous page...

Atom-1	Atom-2	Interatomic distance (Å)	Clash overlap (Å)
1:B:127:ALA:HB1	1:B:422:VAL:HG11	2.03	0.41
1:B:136:VAL:O	1:B:137:PRO:O	2.38	0.41
1:B:176:THR:HG22	1:B:177:VAL:N	2.35	0.41
1:B:417:VAL:HG11	1:B:477:GLY:CA	2.50	0.41
1:B:440:ILE:O	1:B:441:LYS:C	2.59	0.41
1:C:155:ASP:OD1	1:C:157:THR:HB	2.21	0.41
1:C:232:GLU:HA	1:C:310:GLU:OE1	2.20	0.41
1:D:17:LEU:O	1:D:20:VAL:N	2.54	0.41
1:D:136:VAL:O	1:D:137:PRO:O	2.38	0.41
1:D:140:ASP:O	1:D:142:LYS:N	2.54	0.41
1:E:68:ASN:HD21	1:E:72:GLN:HG3	1.86	0.41
1:E:404:ARG:CG	1:E:404:ARG:NH1	2.84	0.41
1:F:213:VAL:HG12	1:F:214:GLU:N	2.36	0.41
1:F:264:VAL:O	1:F:267:MET:HB3	2.20	0.41
1:F:326:ASN:HB2	1:F:329:THR:HB	2.02	0.41
1:H:91:THR:O	1:H:94:VAL:HG13	2.21	0.41
1:H:112:ASN:O	1:H:116:LEU:HG	2.21	0.41
1:H:236:VAL:O	1:H:240:VAL:HG23	2.21	0.41
1:H:462:PRO:O	1:H:463:SER:C	2.60	0.41
1:I:10:ASN:O	1:I:11:ASP:C	2.59	0.41
1:I:182:GLY:O	1:I:183:LEU:O	2.39	0.41
1:I:464:VAL:O	1:I:465:VAL:C	2.58	0.41
1:J:103:GLY:O	1:J:106:ALA:HB3	2.20	0.41
1:J:291:ASP:OD2	1:J:368:ARG:HD2	2.20	0.41
1:J:470:LYS:C	1:J:472:GLY:H	2.24	0.41
1:K:202:PRO:HB3	1:K:205:ILE:HD11	2.03	0.41
1:K:326:ASN:HB2	1:K:329:THR:HB	2.02	0.41
1:K:447:MET:CE	1:K:504:LEU:HD21	2.50	0.41
1:L:134:LEU:O	1:L:135:SER:C	2.58	0.41
1:L:140:ASP:C	1:L:142:LYS:H	2.24	0.41
1:L:155:ASP:OD1	1:L:157:THR:HB	2.21	0.41
1:L:205:ILE:H	1:L:205:ILE:HG13	1.64	0.41
1:L:232:GLU:HA	1:L:310:GLU:OE1	2.20	0.41
1:L:242:LYS:C	1:L:244:GLY:N	2.70	0.41
1:L:324:VAL:HB	1:L:331:THR:CG2	2.50	0.41
1:L:376:VAL:HG12	1:L:377:ALA:N	2.35	0.41
1:L:384:ALA:C	1:L:385:THR:HG23	2.40	0.41
1:L:455:VAL:HG12	1:L:455:VAL:O	2.21	0.41
1:L:477:GLY:HA3	1:L:488:MET:SD	2.61	0.41
1:L:521:VAL:O	1:L:521:VAL:HG12	2.21	0.41
1:M:29:VAL:C	1:M:31:LEU:N	2.73	0.41

Continued on next page...

Continued from previous page...

Atom-1	Atom-2	Interatomic distance (Å)	Clash overlap (Å)
1:M:278:ALA:HB1	1:M:279:PRO:CD	2.45	0.41
1:M:326:ASN:HB2	1:M:329:THR:HB	2.02	0.41
1:M:351:GLN:HA	1:M:354:GLU:HG2	2.03	0.41
1:N:29:VAL:C	1:N:31:LEU:N	2.74	0.41
1:N:326:ASN:HB2	1:N:329:THR:HB	2.02	0.41
1:O:59:GLU:O	1:P:4:LYS:HG3	2.20	0.41
1:O:111:MET:HG2	1:O:435:ASP:OD1	2.21	0.41
1:O:240:VAL:HG11	1:O:247:LEU:HB2	2.03	0.41
1:O:295:LEU:C	1:O:295:LEU:HD13	2.41	0.41
1:O:462:PRO:O	1:O:463:SER:C	2.59	0.41
1:P:41:ASP:OD1	1:Q:69:MET:HG2	2.21	0.41
1:P:216:GLU:C	1:P:218:PRO:HD3	2.41	0.41
1:P:220:ILE:HG23	1:P:248:LEU:HB3	2.02	0.41
1:P:236:VAL:O	1:P:240:VAL:HG23	2.21	0.41
1:P:417:VAL:HG11	1:P:477:GLY:CA	2.49	0.41
1:Q:57:ALA:O	1:Q:59:GLU:N	2.54	0.41
1:Q:213:VAL:HG12	1:Q:214:GLU:N	2.36	0.41
1:Q:414:GLY:N	1:Q:494:LEU:HA	2.35	0.41
1:Q:421:ARG:NH2	1:Q:469:VAL:O	2.53	0.41
1:R:10:ASN:O	1:R:11:ASP:C	2.59	0.41
1:R:155:ASP:OD1	1:R:157:THR:HB	2.21	0.41
1:R:176:THR:HG22	1:R:177:VAL:N	2.35	0.41
1:R:213:VAL:HG12	1:R:214:GLU:N	2.35	0.41
1:S:479:ASN:CG	1:S:493:ILE:HD11	2.42	0.41
1:T:232:GLU:HA	1:T:310:GLU:OE1	2.20	0.41
1:T:272:LYS:HZ1	1:U:228:SER:HB3	1.86	0.41
1:T:462:PRO:O	1:T:463:SER:C	2.59	0.41
1:U:213:VAL:HG12	1:U:214:GLU:N	2.36	0.41
1:U:384:ALA:C	1:U:385:THR:HG23	2.42	0.41
1:V:123:ALA:CB	1:V:440:ILE:HG23	2.49	0.41
1:W:95:LEU:O	1:W:98:ALA:HB3	2.20	0.41
1:W:134:LEU:O	1:W:135:SER:C	2.59	0.41
1:W:470:LYS:C	1:W:472:GLY:H	2.24	0.41
1:X:200:LEU:CD2	1:X:276:VAL:HA	2.51	0.41
1:Y:120:ILE:CG1	1:Y:439:GLY:O	2.68	0.41
1:Y:240:VAL:HG11	1:Y:247:LEU:HB2	2.03	0.41
1:Y:451:LEU:O	1:Y:452:ARG:C	2.59	0.41
1:Z:232:GLU:HA	1:Z:310:GLU:OE1	2.21	0.41
1:1:8:PHE:CE1	1:1:519:CYS:SG	3.09	0.41
1:1:406:ALA:O	1:1:410:GLY:N	2.54	0.41
1:2:68:ASN:HD21	1:2:72:GLN:HG3	1.85	0.41

Continued on next page...

Continued from previous page...

Atom-1	Atom-2	Interatomic distance (Å)	Clash overlap (Å)
1:A:96:ALA:O	1:A:97:GLN:C	2.58	0.41
1:A:103:GLY:O	1:A:106:ALA:N	2.48	0.41
1:A:182:GLY:O	1:A:183:LEU:O	2.39	0.41
1:A:232:GLU:HA	1:A:310:GLU:OE1	2.21	0.41
1:A:240:VAL:HG11	1:A:247:LEU:HB2	2.03	0.41
1:B:111:MET:HG2	1:B:435:ASP:OD1	2.21	0.41
1:B:134:LEU:O	1:B:135:SER:C	2.59	0.41
1:B:278:ALA:HB1	1:B:279:PRO:CD	2.47	0.41
1:C:23:LEU:O	1:C:27:VAL:HG23	2.21	0.41
1:D:232:GLU:HA	1:D:310:GLU:OE1	2.20	0.41
1:D:349:ILE:HA	1:D:352:GLN:HG2	2.02	0.41
1:E:417:VAL:HG11	1:E:477:GLY:CA	2.51	0.41
1:F:155:ASP:OD1	1:F:157:THR:HB	2.21	0.41
1:F:183:LEU:O	1:F:184:GLN:HB2	2.21	0.41
1:G:24:ALA:CB	1:G:97:GLN:HE21	2.34	0.41
1:G:103:GLY:O	1:G:106:ALA:N	2.50	0.41
1:G:295:LEU:C	1:G:295:LEU:HD13	2.42	0.41
1:H:259:LEU:C	1:H:261:THR:N	2.74	0.41
1:H:451:LEU:C	1:H:453:GLN:N	2.74	0.41
1:K:239:ALA:O	1:K:314:LEU:HD21	2.20	0.41
1:K:321:LYS:O	1:K:322:ARG:CB	2.58	0.41
1:L:400:LEU:O	1:L:403:THR:HB	2.21	0.41
1:L:412:VAL:HG23	1:L:413:ALA:N	2.36	0.41
1:M:96:ALA:O	1:M:97:GLN:C	2.59	0.41
1:M:230:ILE:O	1:M:230:ILE:HG12	2.19	0.41
1:N:158:VAL:O	1:N:159:GLY:C	2.59	0.41
1:N:216:GLU:C	1:N:218:PRO:HD3	2.41	0.41
1:N:240:VAL:O	1:N:240:VAL:CG1	2.68	0.41
1:O:24:ALA:O	1:O:26:ALA:N	2.54	0.41
1:O:29:VAL:C	1:O:31:LEU:N	2.73	0.41
1:P:57:ALA:O	1:P:60:ILE:N	2.47	0.41
1:Q:10:ASN:O	1:Q:11:ASP:C	2.60	0.41
1:Q:430:ARG:HG2	1:Q:430:ARG:NH1	2.36	0.41
1:R:158:VAL:O	1:R:159:GLY:C	2.59	0.41
1:R:242:LYS:C	1:R:244:GLY:N	2.74	0.41
1:R:272:LYS:HD2	1:R:272:LYS:N	2.37	0.41
1:R:324:VAL:HB	1:R:331:THR:CG2	2.51	0.41
1:R:349:ILE:HA	1:R:352:GLN:HG2	2.03	0.41
1:R:420:ILE:HD11	1:R:451:LEU:CB	2.50	0.41
1:S:420:ILE:HD11	1:S:451:LEU:CB	2.51	0.41
1:T:171:LYS:H	1:T:171:LYS:HG2	1.53	0.41

Continued on next page...

Continued from previous page...

Atom-1	Atom-2	Interatomic distance (Å)	Clash overlap (Å)
1:U:421:ARG:NH2	1:U:469:VAL:O	2.53	0.41
1:V:87:ASP:CG	1:V:88:GLY:N	2.74	0.41
1:V:384:ALA:C	1:V:385:THR:HG23	2.41	0.41
1:W:12:ALA:HB1	1:W:520:MET:HG3	2.03	0.41
1:W:155:ASP:OD1	1:W:157:THR:HB	2.21	0.41
1:X:273:VAL:CG1	1:X:274:ALA:N	2.83	0.41
1:Y:127:ALA:HB1	1:Y:422:VAL:HG11	2.03	0.41
1:Y:272:LYS:HD2	1:Y:272:LYS:N	2.35	0.41
1:Z:13:ARG:O	1:Z:14:VAL:C	2.58	0.41
1:Z:91:THR:O	1:Z:94:VAL:CG1	2.69	0.41
1:Z:324:VAL:HB	1:Z:331:THR:CG2	2.50	0.41
1:Z:324:VAL:HB	1:Z:331:THR:HG23	2.03	0.41
1:Z:425:LYS:C	1:Z:427:ALA:H	2.23	0.41
1:2:57:ALA:O	1:2:60:ILE:N	2.49	0.41
1:A:289:LEU:HD23	1:A:289:LEU:C	2.42	0.40
1:A:295:LEU:HD13	1:A:295:LEU:C	2.42	0.40
1:A:497:THR:O	1:A:498:LYS:C	2.59	0.40
1:B:216:GLU:C	1:B:218:PRO:HD3	2.41	0.40
1:B:425:LYS:C	1:B:427:ALA:H	2.23	0.40
1:B:479:ASN:CG	1:B:493:ILE:HD11	2.41	0.40
1:C:57:ALA:O	1:C:60:ILE:N	2.49	0.40
1:D:295:LEU:C	1:D:295:LEU:HD13	2.42	0.40
1:D:376:VAL:HG12	1:D:377:ALA:N	2.36	0.40
1:D:470:LYS:C	1:D:472:GLY:H	2.23	0.40
1:F:199:TYR:CZ	1:F:327:LYS:HA	2.55	0.40
1:G:324:VAL:HB	1:G:331:THR:HG23	2.04	0.40
1:G:384:ALA:C	1:G:385:THR:HG23	2.41	0.40
1:H:205:ILE:H	1:H:205:ILE:HG13	1.65	0.40
1:I:487:ASN:OD1	1:I:489:ILE:N	2.54	0.40
1:J:324:VAL:HB	1:J:331:THR:HG23	2.03	0.40
1:J:479:ASN:OD1	1:J:493:ILE:HD11	2.22	0.40
1:M:155:ASP:OD1	1:M:157:THR:HB	2.21	0.40
1:M:234:LEU:N	1:M:235:PRO:HD2	2.35	0.40
1:M:423:ALA:HB2	1:M:447:MET:SD	2.61	0.40
1:O:423:ALA:HB2	1:O:447:MET:SD	2.61	0.40
1:P:295:LEU:HD13	1:P:295:LEU:C	2.42	0.40
1:Q:369:VAL:HG23	1:Q:370:ALA:H	1.85	0.40
1:Q:412:VAL:HG12	1:Q:497:THR:OG1	2.21	0.40
1:S:487:ASN:OD1	1:S:489:ILE:N	2.53	0.40
1:T:27:VAL:O	1:T:29:VAL:N	2.53	0.40
1:T:57:ALA:O	1:T:60:ILE:N	2.46	0.40

Continued on next page...

Continued from previous page...

Atom-1	Atom-2	Interatomic distance (Å)	Clash overlap (Å)
1:T:376:VAL:HG12	1:T:377:ALA:N	2.35	0.40
1:U:15:LYS:O	1:U:67:GLU:HA	2.22	0.40
1:U:234:LEU:N	1:U:235:PRO:HD2	2.37	0.40
1:W:91:THR:O	1:W:92:ALA:C	2.59	0.40
1:W:449:ALA:O	1:W:450:PRO:C	2.59	0.40
1:X:13:ARG:O	1:X:14:VAL:C	2.58	0.40
1:Y:384:ALA:C	1:Y:385:THR:HG23	2.41	0.40
1:Y:417:VAL:HG11	1:Y:477:GLY:CA	2.51	0.40
1:1:404:ARG:CG	1:1:404:ARG:NH1	2.84	0.40
1:2:151:SER:HB3	1:2:399:ALA:HA	2.01	0.40
1:2:295:LEU:HD13	1:2:295:LEU:C	2.42	0.40
1:2:326:ASN:HB2	1:2:329:THR:HB	2.02	0.40
1:A:162:ILE:O	1:A:165:ALA:N	2.54	0.40
1:B:95:LEU:O	1:B:96:ALA:C	2.60	0.40
1:B:295:LEU:HD13	1:B:295:LEU:C	2.41	0.40
1:C:417:VAL:HG11	1:C:477:GLY:CA	2.49	0.40
1:D:205:ILE:H	1:D:205:ILE:HG13	1.63	0.40
1:E:37:ASN:O	1:F:517:THR:HG23	2.21	0.40
1:E:213:VAL:HG12	1:E:214:GLU:N	2.36	0.40
1:E:242:LYS:O	1:E:243:ALA:HB3	2.21	0.40
1:F:103:GLY:O	1:F:106:ALA:HB3	2.22	0.40
1:F:134:LEU:O	1:F:135:SER:C	2.60	0.40
1:G:57:ALA:O	1:G:58:ARG:C	2.59	0.40
1:H:127:ALA:HB1	1:H:422:VAL:HG11	2.03	0.40
1:H:200:LEU:CD2	1:H:276:VAL:HA	2.52	0.40
1:H:449:ALA:O	1:H:450:PRO:C	2.60	0.40
1:H:488:MET:CE	1:H:493:ILE:CG2	2.99	0.40
1:I:449:ALA:O	1:I:450:PRO:C	2.60	0.40
1:J:400:LEU:O	1:J:403:THR:HB	2.22	0.40
1:K:10:ASN:O	1:K:13:ARG:N	2.51	0.40
1:K:27:VAL:O	1:K:29:VAL:N	2.55	0.40
1:L:91:THR:O	1:L:94:VAL:HG13	2.21	0.40
1:L:123:ALA:CB	1:L:440:ILE:HG23	2.50	0.40
1:M:37:ASN:O	1:N:517:THR:HG23	2.20	0.40
1:O:77:VAL:O	1:O:80:LYS:HB2	2.21	0.40
1:O:134:LEU:O	1:O:135:SER:C	2.59	0.40
1:O:369:VAL:HG23	1:O:370:ALA:H	1.84	0.40
1:O:384:ALA:C	1:O:385:THR:HG23	2.42	0.40
1:P:136:VAL:O	1:P:137:PRO:O	2.39	0.40
1:Q:501:ARG:O	1:Q:504:LEU:N	2.54	0.40
1:R:140:ASP:C	1:R:142:LYS:H	2.24	0.40

Continued on next page...

Continued from previous page...

Atom-1	Atom-2	Interatomic distance (Å)	Clash overlap (Å)
1:R:295:LEU:HD13	1:R:295:LEU:C	2.40	0.40
1:R:324:VAL:HB	1:R:331:THR:HG23	2.04	0.40
1:R:451:LEU:C	1:R:453:GLN:N	2.73	0.40
1:S:85:ALA:HB1	1:S:499:VAL:CG1	2.42	0.40
1:S:477:GLY:HA3	1:S:488:MET:SD	2.61	0.40
1:T:479:ASN:CG	1:T:493:ILE:HD11	2.41	0.40
1:T:497:THR:O	1:T:498:LYS:C	2.59	0.40
1:V:69:MET:HG2	1:2:41:ASP:OD1	2.21	0.40
1:V:497:THR:O	1:V:498:LYS:C	2.60	0.40
1:W:140:ASP:C	1:W:142:LYS:H	2.23	0.40
1:W:177:VAL:HG11	1:W:396:VAL:HG12	2.03	0.40
1:W:213:VAL:HB	1:W:325:ILE:HG13	2.03	0.40
1:X:158:VAL:O	1:X:159:GLY:C	2.60	0.40
1:X:324:VAL:HB	1:X:331:THR:CG2	2.51	0.40
1:Y:349:ILE:HA	1:Y:352:GLN:HG2	2.03	0.40
1:Y:488:MET:HE3	1:Y:493:ILE:HB	2.02	0.40
1:2:136:VAL:O	1:2:137:PRO:O	2.39	0.40
1:2:234:LEU:N	1:2:235:PRO:HD2	2.36	0.40
1:2:324:VAL:HB	1:2:331:THR:CG2	2.51	0.40
1:A:68:ASN:HD21	1:A:72:GLN:HG3	1.86	0.40
1:A:234:LEU:N	1:A:235:PRO:HD2	2.36	0.40
1:A:451:LEU:O	1:A:452:ARG:C	2.59	0.40
1:B:27:VAL:CG1	1:B:90:THR:HG23	2.46	0.40
1:B:37:ASN:O	1:C:517:THR:HG23	2.21	0.40
1:D:176:THR:HG22	1:D:177:VAL:N	2.36	0.40
1:D:462:PRO:O	1:D:463:SER:C	2.59	0.40
1:D:508:ALA:O	1:D:509:SER:C	2.59	0.40
1:E:85:ALA:HB1	1:E:499:VAL:CG1	2.39	0.40
1:E:324:VAL:HB	1:E:331:THR:CG2	2.51	0.40
1:F:136:VAL:O	1:F:137:PRO:O	2.39	0.40
1:G:321:LYS:O	1:G:322:ARG:CB	2.58	0.40
1:H:92:ALA:O	1:H:95:LEU:HB2	2.21	0.40
1:H:140:ASP:C	1:H:142:LYS:H	2.24	0.40
1:I:57:ALA:O	1:I:58:ARG:C	2.59	0.40
1:I:349:ILE:HA	1:I:352:GLN:HG3	2.03	0.40
1:J:82:ASN:HB2	1:J:89:THR:HG22	1.95	0.40
1:K:112:ASN:O	1:K:116:LEU:HG	2.22	0.40
1:K:113:PRO:HB3	1:K:515:ILE:O	2.22	0.40
1:K:409:GLU:O	1:K:497:THR:HB	2.22	0.40
1:L:140:ASP:O	1:L:142:LYS:N	2.54	0.40
1:L:171:LYS:H	1:L:171:LYS:HG2	1.57	0.40

Continued on next page...

Continued from previous page...

Atom-1	Atom-2	Interatomic distance (Å)	Clash overlap (Å)
1:L:259:LEU:C	1:L:261:THR:N	2.75	0.40
1:L:421:ARG:O	1:L:424:SER:OG	2.36	0.40
1:M:295:LEU:C	1:M:295:LEU:HD13	2.42	0.40
1:N:34:LYS:CG	1:N:458:CYS:SG	3.08	0.40
1:N:176:THR:HG22	1:N:177:VAL:N	2.36	0.40
1:N:417:VAL:HG11	1:N:477:GLY:CA	2.51	0.40
1:P:158:VAL:O	1:P:159:GLY:C	2.59	0.40
1:Q:272:LYS:HD2	1:Q:272:LYS:N	2.37	0.40
1:Q:295:LEU:HD13	1:Q:295:LEU:C	2.41	0.40
1:Q:324:VAL:HB	1:Q:331:THR:CG2	2.51	0.40
1:Q:324:VAL:HB	1:Q:331:THR:HG23	2.03	0.40
1:R:421:ARG:NH2	1:R:469:VAL:O	2.50	0.40
1:R:440:ILE:O	1:R:441:LYS:C	2.59	0.40
1:S:91:THR:O	1:S:94:VAL:HG13	2.22	0.40
1:S:464:VAL:O	1:S:466:ALA:N	2.54	0.40
1:T:57:ALA:O	1:T:58:ARG:C	2.59	0.40
1:T:91:THR:O	1:T:94:VAL:CG1	2.69	0.40
1:T:234:LEU:N	1:T:235:PRO:HD2	2.36	0.40
1:T:351:GLN:HA	1:T:354:GLU:HG2	2.03	0.40
1:T:384:ALA:C	1:T:385:THR:HG23	2.41	0.40
1:U:112:ASN:HA	1:U:113:PRO:HD3	1.90	0.40
1:W:91:THR:O	1:W:94:VAL:HG13	2.22	0.40
1:W:462:PRO:O	1:W:463:SER:C	2.58	0.40
1:X:230:ILE:O	1:X:230:ILE:HG12	2.22	0.40
1:X:240:VAL:HG11	1:X:247:LEU:HB2	2.03	0.40
1:X:412:VAL:HG23	1:X:413:ALA:N	2.36	0.40
1:Y:376:VAL:HG12	1:Y:377:ALA:N	2.37	0.40
1:Z:155:ASP:OD1	1:Z:157:THR:HB	2.22	0.40
1:1:383:ALA:HB1	1:2:281:PHE:HZ	1.86	0.40
1:1:455:VAL:HG12	1:1:455:VAL:O	2.22	0.40
1:A:140:ASP:O	1:A:142:LYS:N	2.55	0.40
1:A:213:VAL:HG12	1:A:214:GLU:N	2.37	0.40
1:B:234:LEU:N	1:B:235:PRO:HD2	2.36	0.40
1:B:254:VAL:HG12	1:B:259:LEU:HB2	2.04	0.40
1:C:326:ASN:HB2	1:C:329:THR:HB	2.02	0.40
1:C:440:ILE:O	1:C:441:LYS:C	2.57	0.40
1:D:487:ASN:O	1:D:491:MET:HG3	2.21	0.40
1:F:129:GLU:C	1:F:131:LEU:H	2.25	0.40
1:G:29:VAL:C	1:G:31:LEU:N	2.74	0.40
1:G:158:VAL:O	1:G:159:GLY:C	2.59	0.40
1:H:231:ARG:NH1	1:N:241:ALA:HB1	2.37	0.40

Continued on next page...

Continued from previous page...

Atom-1	Atom-2	Interatomic distance (Å)	Clash overlap (Å)
1:H:242:LYS:O	1:H:243:ALA:HB3	2.22	0.40
1:I:127:ALA:HB1	1:I:422:VAL:HG11	2.04	0.40
1:I:213:VAL:HG12	1:I:214:GLU:N	2.36	0.40
1:I:234:LEU:N	1:I:235:PRO:HD2	2.37	0.40
1:J:66:PHE:O	1:J:69:MET:HB2	2.22	0.40
1:J:259:LEU:C	1:J:261:THR:N	2.74	0.40
1:J:412:VAL:HG23	1:J:413:ALA:N	2.37	0.40
1:K:131:LEU:C	1:K:133:ALA:N	2.75	0.40
1:K:171:LYS:H	1:K:171:LYS:HG2	1.54	0.40
1:K:240:VAL:HG11	1:K:247:LEU:HB2	2.02	0.40
1:L:423:ALA:HB2	1:L:447:MET:SD	2.61	0.40
1:M:129:GLU:O	1:M:132:LYS:N	2.54	0.40
1:M:134:LEU:O	1:M:135:SER:C	2.60	0.40
1:N:470:LYS:C	1:N:472:GLY:H	2.25	0.40
1:O:264:VAL:O	1:O:267:MET:HB3	2.20	0.40
1:O:430:ARG:HH11	1:O:430:ARG:HG2	1.85	0.40
1:O:461:GLU:HA	1:O:462:PRO:HD3	1.92	0.40
1:P:324:VAL:HB	1:P:331:THR:HG23	2.04	0.40
1:P:462:PRO:O	1:P:463:SER:C	2.59	0.40
1:Q:376:VAL:HG12	1:Q:377:ALA:N	2.35	0.40
1:S:140:ASP:C	1:S:142:LYS:H	2.24	0.40
1:S:176:THR:HG22	1:S:177:VAL:N	2.36	0.40
1:S:240:VAL:HG11	1:S:247:LEU:HB2	2.03	0.40
1:S:349:ILE:HA	1:S:352:GLN:HG2	2.03	0.40
1:T:13:ARG:HA	1:T:16:MET:HE2	2.03	0.40
1:T:240:VAL:O	1:T:240:VAL:CG1	2.69	0.40
1:U:13:ARG:O	1:U:14:VAL:C	2.59	0.40
1:U:425:LYS:C	1:U:427:ALA:H	2.25	0.40
1:U:455:VAL:HG12	1:U:455:VAL:O	2.20	0.40
1:V:158:VAL:O	1:V:159:GLY:C	2.58	0.40
1:V:240:VAL:O	1:V:240:VAL:CG1	2.69	0.40
1:V:455:VAL:HG12	1:V:455:VAL:O	2.21	0.40
1:W:91:THR:HA	1:W:94:VAL:CG1	2.50	0.40
1:W:200:LEU:CD2	1:W:276:VAL:HA	2.51	0.40
1:X:239:ALA:O	1:X:314:LEU:HD21	2.22	0.40
1:Y:95:LEU:O	1:Y:98:ALA:HB3	2.21	0.40
1:Z:177:VAL:HG11	1:Z:396:VAL:HG12	2.03	0.40
1:1:240:VAL:O	1:1:240:VAL:CG1	2.68	0.40
1:1:399:ALA:O	1:1:400:LEU:C	2.60	0.40
1:1:524:LEU:O	1:1:526:LYS:N	2.40	0.40
1:A:242:LYS:O	1:A:243:ALA:HB3	2.22	0.40

Continued on next page...

Continued from previous page...

Atom-1	Atom-2	Interatomic distance (Å)	Clash overlap (Å)
1:B:174:VAL:HB	1:B:376:VAL:HG13	2.03	0.40
1:B:213:VAL:HG12	1:B:214:GLU:N	2.36	0.40
1:B:259:LEU:C	1:B:261:THR:N	2.75	0.40
1:C:151:SER:CB	1:C:399:ALA:HA	2.52	0.40
1:C:234:LEU:N	1:C:235:PRO:HD2	2.36	0.40
1:D:13:ARG:O	1:D:16:MET:N	2.54	0.40
1:D:234:LEU:N	1:D:235:PRO:HD2	2.37	0.40
1:D:259:LEU:C	1:D:261:THR:N	2.74	0.40
1:E:95:LEU:O	1:E:98:ALA:HB3	2.22	0.40
1:E:111:MET:HG2	1:E:435:ASP:OD1	2.21	0.40
1:E:420:ILE:HD11	1:E:451:LEU:CB	2.51	0.40
1:E:421:ARG:O	1:E:422:VAL:C	2.58	0.40
1:F:96:ALA:O	1:F:97:GLN:C	2.59	0.40
1:F:182:GLY:O	1:F:183:LEU:O	2.39	0.40
1:G:236:VAL:O	1:G:240:VAL:HG23	2.22	0.40
1:G:420:ILE:HD11	1:G:451:LEU:CB	2.52	0.40
1:G:430:ARG:HG2	1:G:430:ARG:HH11	1.86	0.40
1:H:412:VAL:HG12	1:H:497:THR:OG1	2.21	0.40
1:J:13:ARG:HA	1:J:16:MET:HE2	2.03	0.40
1:J:203:TYR:C	1:J:205:ILE:N	2.75	0.40
1:K:524:LEU:O	1:K:526:LYS:N	2.42	0.40
1:L:158:VAL:O	1:L:159:GLY:C	2.59	0.40
1:L:324:VAL:HB	1:L:331:THR:HG23	2.04	0.40
1:L:399:ALA:O	1:L:400:LEU:C	2.58	0.40
1:L:406:ALA:O	1:L:410:GLY:N	2.54	0.40
1:M:461:GLU:HA	1:M:462:PRO:HD3	1.93	0.40
1:N:155:ASP:OD1	1:N:157:THR:HB	2.21	0.40
1:N:272:LYS:HD2	1:N:272:LYS:N	2.36	0.40
1:P:324:VAL:HB	1:P:331:THR:CG2	2.51	0.40
1:Q:134:LEU:O	1:Q:135:SER:C	2.60	0.40
1:Q:162:ILE:O	1:Q:165:ALA:N	2.55	0.40
1:Q:259:LEU:C	1:Q:261:THR:N	2.74	0.40
1:R:57:ALA:O	1:R:58:ARG:C	2.59	0.40
1:T:176:THR:HG22	1:T:177:VAL:N	2.36	0.40
1:U:123:ALA:CB	1:U:440:ILE:HG23	2.48	0.40
1:U:216:GLU:C	1:U:218:PRO:HD3	2.42	0.40
1:V:213:VAL:HB	1:V:325:ILE:HG13	2.03	0.40
1:V:278:ALA:HB1	1:V:279:PRO:CD	2.48	0.40
1:X:29:VAL:C	1:X:31:LEU:N	2.74	0.40
1:Y:10:ASN:O	1:Y:13:ARG:N	2.49	0.40
1:Y:182:GLY:O	1:Y:183:LEU:O	2.40	0.40

Continued on next page...

Continued from previous page...

Atom-1	Atom-2	Interatomic distance (Å)	Clash overlap (Å)
1:Y:232:GLU:HA	1:Y:310:GLU:OE1	2.21	0.40
1:Y:433:ASN:O	1:Y:434:ALA:C	2.60	0.40
1:Y:479:ASN:CG	1:Y:493:ILE:HD11	2.42	0.40
1:Y:486:GLY:C	1:Y:491:MET:HE2	2.42	0.40
1:Z:213:VAL:HB	1:Z:325:ILE:HG13	2.04	0.40
1:1:71:ALA:O	1:1:75:LYS:HB2	2.22	0.40
1:1:96:ALA:O	1:1:97:GLN:C	2.59	0.40
1:1:295:LEU:HD13	1:1:295:LEU:C	2.42	0.40
1:1:495:ASP:O	1:1:496:PRO:C	2.60	0.40
1:2:12:ALA:O	1:2:520:MET:SD	2.80	0.40
1:2:374:GLY:O	1:2:375:GLY:C	2.60	0.40
1:2:409:GLU:O	1:2:497:THR:HB	2.21	0.40

All (5) symmetry-related close contacts are listed below. The label for Atom-2 includes the symmetry operator and encoded unit-cell translations to be applied.

Atom-1	Atom-2	Interatomic distance (Å)	Clash overlap (Å)
1:D:313:THR:N	1:W:311:LYS:NZ[1_556]	1.94	0.26
1:C:354:GLU:OE1	1:F:350:ARG:NH1[1_455]	2.10	0.10
1:P:167:ASP:OD2	1:T:358:SER:OG[1_455]	2.15	0.05
1:P:350:ARG:NH1	1:T:354:GLU:OE1[1_455]	2.17	0.03
1:D:316:ASP:OD2	1:W:311:LYS:CE[1_556]	2.18	0.02

5.3 Torsion angles [i](#)

5.3.1 Protein backbone [i](#)

In the following table, the Percentiles column shows the percent Ramachandran outliers of the chain as a percentile score with respect to all X-ray entries followed by that with respect to entries of similar resolution.

The Analysed column shows the number of residues for which the backbone conformation was analysed, and the total number of residues.

Mol	Chain	Analysed	Favoured	Allowed	Outliers	Percentiles
1	1	523/547 (96%)	393 (75%)	93 (18%)	37 (7%)	1 13
1	2	523/547 (96%)	397 (76%)	90 (17%)	36 (7%)	1 14
1	A	523/547 (96%)	397 (76%)	87 (17%)	39 (8%)	1 12
1	B	523/547 (96%)	398 (76%)	91 (17%)	34 (6%)	1 15

Continued on next page...

Continued from previous page...

Mol	Chain	Analysed	Favoured	Allowed	Outliers	Percentiles	
1	C	523/547 (96%)	400 (76%)	87 (17%)	36 (7%)	1	14
1	D	523/547 (96%)	394 (75%)	88 (17%)	41 (8%)	1	11
1	E	523/547 (96%)	393 (75%)	94 (18%)	36 (7%)	1	14
1	F	523/547 (96%)	397 (76%)	91 (17%)	35 (7%)	1	15
1	G	523/547 (96%)	399 (76%)	88 (17%)	36 (7%)	1	14
1	H	523/547 (96%)	393 (75%)	90 (17%)	40 (8%)	1	11
1	I	523/547 (96%)	391 (75%)	95 (18%)	37 (7%)	1	13
1	J	523/547 (96%)	398 (76%)	88 (17%)	37 (7%)	1	13
1	K	523/547 (96%)	396 (76%)	89 (17%)	38 (7%)	1	13
1	L	523/547 (96%)	399 (76%)	84 (16%)	40 (8%)	1	11
1	M	523/547 (96%)	397 (76%)	87 (17%)	39 (8%)	1	12
1	N	523/547 (96%)	399 (76%)	88 (17%)	36 (7%)	1	14
1	O	523/547 (96%)	394 (75%)	92 (18%)	37 (7%)	1	13
1	P	523/547 (96%)	392 (75%)	94 (18%)	37 (7%)	1	13
1	Q	523/547 (96%)	395 (76%)	91 (17%)	37 (7%)	1	13
1	R	523/547 (96%)	395 (76%)	88 (17%)	40 (8%)	1	11
1	S	523/547 (96%)	400 (76%)	84 (16%)	39 (8%)	1	12
1	T	523/547 (96%)	401 (77%)	84 (16%)	38 (7%)	1	13
1	U	523/547 (96%)	394 (75%)	91 (17%)	38 (7%)	1	13
1	V	523/547 (96%)	392 (75%)	94 (18%)	37 (7%)	1	13
1	W	523/547 (96%)	396 (76%)	87 (17%)	40 (8%)	1	11
1	X	523/547 (96%)	400 (76%)	87 (17%)	36 (7%)	1	14
1	Y	523/547 (96%)	400 (76%)	87 (17%)	36 (7%)	1	14
1	Z	523/547 (96%)	391 (75%)	94 (18%)	38 (7%)	1	13
All	All	14644/15316 (96%)	11091 (76%)	2503 (17%)	1050 (7%)	1	13

All (1050) Ramachandran outliers are listed below:

Mol	Chain	Res	Type
1	A	137	PRO
1	A	202	PRO
1	A	256	GLY
1	A	334	ASP
1	A	384	ALA

Continued on next page...

Continued from previous page...

Mol	Chain	Res	Type
1	B	137	PRO
1	B	202	PRO
1	B	256	GLY
1	B	334	ASP
1	B	384	ALA
1	C	137	PRO
1	C	202	PRO
1	C	256	GLY
1	C	334	ASP
1	C	384	ALA
1	D	137	PRO
1	D	202	PRO
1	D	256	GLY
1	D	334	ASP
1	D	384	ALA
1	E	137	PRO
1	E	202	PRO
1	E	256	GLY
1	E	334	ASP
1	E	384	ALA
1	F	137	PRO
1	F	202	PRO
1	F	256	GLY
1	F	334	ASP
1	F	384	ALA
1	G	137	PRO
1	G	202	PRO
1	G	256	GLY
1	G	334	ASP
1	G	384	ALA
1	H	137	PRO
1	H	202	PRO
1	H	256	GLY
1	H	334	ASP
1	H	384	ALA
1	I	137	PRO
1	I	202	PRO
1	I	256	GLY
1	I	334	ASP
1	I	384	ALA
1	J	202	PRO
1	J	256	GLY

Continued on next page...

Continued from previous page...

Mol	Chain	Res	Type
1	J	334	ASP
1	J	384	ALA
1	K	137	PRO
1	K	202	PRO
1	K	256	GLY
1	K	334	ASP
1	K	384	ALA
1	L	202	PRO
1	L	256	GLY
1	L	334	ASP
1	L	384	ALA
1	M	137	PRO
1	M	202	PRO
1	M	256	GLY
1	M	334	ASP
1	M	384	ALA
1	N	137	PRO
1	N	202	PRO
1	N	256	GLY
1	N	384	ALA
1	O	137	PRO
1	O	202	PRO
1	O	256	GLY
1	O	334	ASP
1	O	384	ALA
1	O	452	ARG
1	P	137	PRO
1	P	202	PRO
1	P	256	GLY
1	P	334	ASP
1	P	384	ALA
1	Q	137	PRO
1	Q	202	PRO
1	Q	256	GLY
1	Q	334	ASP
1	Q	384	ALA
1	R	137	PRO
1	R	202	PRO
1	R	256	GLY
1	R	334	ASP
1	R	384	ALA
1	S	137	PRO

Continued on next page...

Continued from previous page...

Mol	Chain	Res	Type
1	S	202	PRO
1	S	256	GLY
1	S	334	ASP
1	S	384	ALA
1	T	137	PRO
1	T	202	PRO
1	T	256	GLY
1	T	334	ASP
1	T	384	ALA
1	U	137	PRO
1	U	202	PRO
1	U	256	GLY
1	U	334	ASP
1	U	384	ALA
1	V	137	PRO
1	V	202	PRO
1	V	256	GLY
1	V	334	ASP
1	V	384	ALA
1	W	202	PRO
1	W	256	GLY
1	W	334	ASP
1	W	384	ALA
1	X	137	PRO
1	X	202	PRO
1	X	256	GLY
1	X	334	ASP
1	X	384	ALA
1	Y	137	PRO
1	Y	202	PRO
1	Y	256	GLY
1	Y	384	ALA
1	Z	137	PRO
1	Z	202	PRO
1	Z	256	GLY
1	Z	334	ASP
1	Z	384	ALA
1	1	137	PRO
1	1	202	PRO
1	1	256	GLY
1	1	334	ASP
1	1	384	ALA

Continued on next page...

Continued from previous page...

Mol	Chain	Res	Type
1	2	137	PRO
1	2	202	PRO
1	2	256	GLY
1	2	334	ASP
1	2	384	ALA
1	A	25	ASP
1	A	141	SER
1	A	183	LEU
1	A	322	ARG
1	A	326	ASN
1	A	375	GLY
1	A	413	ALA
1	A	426	LEU
1	A	452	ARG
1	B	25	ASP
1	B	141	SER
1	B	183	LEU
1	B	225	LYS
1	B	322	ARG
1	B	375	GLY
1	B	413	ALA
1	B	426	LEU
1	B	452	ARG
1	C	25	ASP
1	C	141	SER
1	C	183	LEU
1	C	322	ARG
1	C	375	GLY
1	C	413	ALA
1	C	426	LEU
1	C	452	ARG
1	D	141	SER
1	D	183	LEU
1	D	322	ARG
1	D	326	ASN
1	D	375	GLY
1	D	413	ALA
1	D	426	LEU
1	D	452	ARG
1	E	25	ASP
1	E	141	SER
1	E	183	LEU

Continued on next page...

Continued from previous page...

Mol	Chain	Res	Type
1	E	322	ARG
1	E	326	ASN
1	E	375	GLY
1	E	413	ALA
1	E	426	LEU
1	E	452	ARG
1	F	25	ASP
1	F	141	SER
1	F	183	LEU
1	F	322	ARG
1	F	375	GLY
1	F	413	ALA
1	F	426	LEU
1	F	452	ARG
1	G	141	SER
1	G	183	LEU
1	G	322	ARG
1	G	326	ASN
1	G	375	GLY
1	G	413	ALA
1	G	426	LEU
1	G	452	ARG
1	H	141	SER
1	H	183	LEU
1	H	322	ARG
1	H	326	ASN
1	H	375	GLY
1	H	413	ALA
1	H	426	LEU
1	H	452	ARG
1	I	141	SER
1	I	183	LEU
1	I	322	ARG
1	I	326	ASN
1	I	375	GLY
1	I	413	ALA
1	I	426	LEU
1	I	452	ARG
1	J	25	ASP
1	J	137	PRO
1	J	141	SER
1	J	183	LEU

Continued on next page...

Continued from previous page...

Mol	Chain	Res	Type
1	J	322	ARG
1	J	375	GLY
1	J	413	ALA
1	J	426	LEU
1	J	452	ARG
1	K	25	ASP
1	K	28	LYS
1	K	141	SER
1	K	183	LEU
1	K	225	LYS
1	K	322	ARG
1	K	375	GLY
1	K	413	ALA
1	K	426	LEU
1	K	452	ARG
1	L	137	PRO
1	L	141	SER
1	L	183	LEU
1	L	225	LYS
1	L	322	ARG
1	L	326	ASN
1	L	375	GLY
1	L	413	ALA
1	L	426	LEU
1	L	452	ARG
1	M	25	ASP
1	M	141	SER
1	M	183	LEU
1	M	322	ARG
1	M	326	ASN
1	M	375	GLY
1	M	413	ALA
1	M	426	LEU
1	M	452	ARG
1	N	25	ASP
1	N	28	LYS
1	N	141	SER
1	N	183	LEU
1	N	322	ARG
1	N	334	ASP
1	N	375	GLY
1	N	413	ALA

Continued on next page...

Continued from previous page...

Mol	Chain	Res	Type
1	N	426	LEU
1	N	452	ARG
1	O	25	ASP
1	O	141	SER
1	O	183	LEU
1	O	322	ARG
1	O	375	GLY
1	O	413	ALA
1	O	426	LEU
1	P	25	ASP
1	P	28	LYS
1	P	141	SER
1	P	183	LEU
1	P	225	LYS
1	P	322	ARG
1	P	326	ASN
1	P	375	GLY
1	P	413	ALA
1	P	426	LEU
1	P	452	ARG
1	Q	141	SER
1	Q	183	LEU
1	Q	225	LYS
1	Q	322	ARG
1	Q	326	ASN
1	Q	375	GLY
1	Q	413	ALA
1	Q	426	LEU
1	Q	452	ARG
1	R	25	ASP
1	R	141	SER
1	R	183	LEU
1	R	322	ARG
1	R	326	ASN
1	R	375	GLY
1	R	413	ALA
1	R	426	LEU
1	R	452	ARG
1	S	25	ASP
1	S	141	SER
1	S	183	LEU
1	S	225	LYS

Continued on next page...

Continued from previous page...

Mol	Chain	Res	Type
1	S	322	ARG
1	S	375	GLY
1	S	413	ALA
1	S	426	LEU
1	S	452	ARG
1	T	25	ASP
1	T	28	LYS
1	T	141	SER
1	T	183	LEU
1	T	225	LYS
1	T	322	ARG
1	T	326	ASN
1	T	375	GLY
1	T	413	ALA
1	T	426	LEU
1	T	452	ARG
1	U	141	SER
1	U	183	LEU
1	U	225	LYS
1	U	322	ARG
1	U	326	ASN
1	U	375	GLY
1	U	413	ALA
1	U	426	LEU
1	U	452	ARG
1	V	25	ASP
1	V	141	SER
1	V	183	LEU
1	V	225	LYS
1	V	322	ARG
1	V	375	GLY
1	V	413	ALA
1	V	426	LEU
1	V	452	ARG
1	W	137	PRO
1	W	141	SER
1	W	183	LEU
1	W	322	ARG
1	W	375	GLY
1	W	413	ALA
1	W	426	LEU
1	W	452	ARG

Continued on next page...

Continued from previous page...

Mol	Chain	Res	Type
1	X	25	ASP
1	X	141	SER
1	X	183	LEU
1	X	225	LYS
1	X	322	ARG
1	X	326	ASN
1	X	375	GLY
1	X	413	ALA
1	X	426	LEU
1	X	452	ARG
1	Y	25	ASP
1	Y	28	LYS
1	Y	141	SER
1	Y	183	LEU
1	Y	225	LYS
1	Y	322	ARG
1	Y	334	ASP
1	Y	375	GLY
1	Y	413	ALA
1	Y	426	LEU
1	Y	452	ARG
1	Z	25	ASP
1	Z	141	SER
1	Z	183	LEU
1	Z	322	ARG
1	Z	326	ASN
1	Z	375	GLY
1	Z	413	ALA
1	Z	426	LEU
1	Z	452	ARG
1	1	25	ASP
1	1	141	SER
1	1	183	LEU
1	1	322	ARG
1	1	326	ASN
1	1	375	GLY
1	1	413	ALA
1	1	426	LEU
1	1	452	ARG
1	2	25	ASP
1	2	141	SER
1	2	183	LEU

Continued on next page...

Continued from previous page...

Mol	Chain	Res	Type
1	2	322	ARG
1	2	375	GLY
1	2	413	ALA
1	2	426	LEU
1	2	452	ARG
1	A	225	LYS
1	A	339	GLU
1	A	364	LYS
1	A	471	GLY
1	B	28	LYS
1	B	326	ASN
1	B	339	GLU
1	B	471	GLY
1	C	28	LYS
1	C	225	LYS
1	C	326	ASN
1	C	339	GLU
1	C	364	LYS
1	D	25	ASP
1	D	225	LYS
1	D	339	GLU
1	D	364	LYS
1	E	65	LYS
1	E	225	LYS
1	E	339	GLU
1	E	364	LYS
1	E	401	HIS
1	E	471	GLY
1	F	28	LYS
1	F	53	GLY
1	F	65	LYS
1	F	225	LYS
1	F	257	GLU
1	F	326	ASN
1	F	339	GLU
1	F	364	LYS
1	G	28	LYS
1	G	225	LYS
1	G	339	GLU
1	G	364	LYS
1	G	525	PRO
1	H	25	ASP

Continued on next page...

Continued from previous page...

Mol	Chain	Res	Type
1	H	28	LYS
1	H	53	GLY
1	H	65	LYS
1	H	225	LYS
1	H	339	GLU
1	H	364	LYS
1	H	471	GLY
1	I	25	ASP
1	I	225	LYS
1	I	339	GLU
1	I	364	LYS
1	I	401	HIS
1	I	471	GLY
1	J	28	LYS
1	J	225	LYS
1	J	326	ASN
1	J	339	GLU
1	J	364	LYS
1	J	401	HIS
1	K	326	ASN
1	K	339	GLU
1	K	364	LYS
1	K	423	ALA
1	L	339	GLU
1	L	364	LYS
1	M	28	LYS
1	M	225	LYS
1	M	471	GLY
1	N	225	LYS
1	N	326	ASN
1	N	339	GLU
1	N	364	LYS
1	O	225	LYS
1	O	326	ASN
1	O	339	GLU
1	O	364	LYS
1	O	465	VAL
1	O	471	GLY
1	P	85	ALA
1	P	339	GLU
1	P	364	LYS
1	Q	28	LYS

Continued on next page...

Continued from previous page...

Mol	Chain	Res	Type
1	Q	65	LYS
1	Q	339	GLU
1	R	65	LYS
1	R	225	LYS
1	R	339	GLU
1	R	435	ASP
1	R	471	GLY
1	S	28	LYS
1	S	326	ASN
1	S	339	GLU
1	T	339	GLU
1	T	364	LYS
1	U	25	ASP
1	U	28	LYS
1	U	339	GLU
1	U	364	LYS
1	U	401	HIS
1	U	435	ASP
1	V	28	LYS
1	V	326	ASN
1	V	339	GLU
1	V	364	LYS
1	W	25	ASP
1	W	28	LYS
1	W	225	LYS
1	W	326	ASN
1	W	339	GLU
1	W	364	LYS
1	W	471	GLY
1	X	257	GLU
1	X	339	GLU
1	X	364	LYS
1	X	401	HIS
1	X	525	PRO
1	Y	85	ALA
1	Y	326	ASN
1	Y	339	GLU
1	Y	382	GLY
1	Z	28	LYS
1	Z	225	LYS
1	Z	364	LYS
1	1	28	LYS

Continued on next page...

Continued from previous page...

Mol	Chain	Res	Type
1	1	225	LYS
1	1	364	LYS
1	1	471	GLY
1	2	28	LYS
1	2	225	LYS
1	2	326	ASN
1	2	339	GLU
1	2	364	LYS
1	2	401	HIS
1	2	465	VAL
1	A	28	LYS
1	A	61	GLU
1	A	257	GLU
1	A	271	VAL
1	A	401	HIS
1	A	525	PRO
1	B	257	GLU
1	B	271	VAL
1	B	364	LYS
1	B	401	HIS
1	B	525	PRO
1	C	65	LYS
1	C	257	GLU
1	C	401	HIS
1	C	435	ASP
1	C	525	PRO
1	D	28	LYS
1	D	61	GLU
1	D	65	LYS
1	D	257	GLU
1	D	382	GLY
1	D	401	HIS
1	D	435	ASP
1	D	525	PRO
1	E	28	LYS
1	E	257	GLU
1	E	525	PRO
1	F	85	ALA
1	F	271	VAL
1	F	331	THR
1	F	401	HIS
1	F	525	PRO

Continued on next page...

Continued from previous page...

Mol	Chain	Res	Type
1	G	25	ASP
1	G	65	LYS
1	G	257	GLU
1	G	382	GLY
1	G	401	HIS
1	H	61	GLU
1	H	64	ASP
1	H	85	ALA
1	H	257	GLU
1	H	271	VAL
1	H	401	HIS
1	H	435	ASP
1	H	465	VAL
1	H	525	PRO
1	I	28	LYS
1	I	61	GLU
1	I	65	LYS
1	I	85	ALA
1	I	257	GLU
1	I	271	VAL
1	I	525	PRO
1	J	61	GLU
1	J	257	GLU
1	J	471	GLY
1	J	525	PRO
1	K	85	ALA
1	K	257	GLU
1	K	401	HIS
1	K	525	PRO
1	L	25	ASP
1	L	28	LYS
1	L	30	THR
1	L	61	GLU
1	L	257	GLU
1	L	271	VAL
1	L	382	GLY
1	L	435	ASP
1	L	525	PRO
1	M	61	GLU
1	M	257	GLU
1	M	271	VAL
1	M	331	THR

Continued on next page...

Continued from previous page...

Mol	Chain	Res	Type
1	M	339	GLU
1	M	364	LYS
1	M	401	HIS
1	M	525	PRO
1	N	85	ALA
1	N	257	GLU
1	N	382	GLY
1	N	401	HIS
1	N	525	PRO
1	O	28	LYS
1	O	257	GLU
1	O	401	HIS
1	O	525	PRO
1	P	53	GLY
1	P	257	GLU
1	P	401	HIS
1	P	525	PRO
1	Q	25	ASP
1	Q	71	ALA
1	Q	85	ALA
1	Q	257	GLU
1	Q	364	LYS
1	Q	382	GLY
1	Q	401	HIS
1	Q	435	ASP
1	Q	525	PRO
1	R	28	LYS
1	R	58	ARG
1	R	61	GLU
1	R	64	ASP
1	R	257	GLU
1	R	364	LYS
1	R	382	GLY
1	R	401	HIS
1	R	525	PRO
1	S	257	GLU
1	S	364	LYS
1	S	401	HIS
1	S	471	GLY
1	S	525	PRO
1	T	53	GLY
1	T	257	GLU

Continued on next page...

Continued from previous page...

Mol	Chain	Res	Type
1	T	401	HIS
1	T	435	ASP
1	T	525	PRO
1	U	58	ARG
1	U	61	GLU
1	U	257	GLU
1	U	271	VAL
1	U	382	GLY
1	U	525	PRO
1	V	65	LYS
1	V	85	ALA
1	V	257	GLU
1	V	471	GLY
1	V	525	PRO
1	W	257	GLU
1	W	382	GLY
1	W	401	HIS
1	W	435	ASP
1	W	525	PRO
1	X	28	LYS
1	X	53	GLY
1	X	61	GLU
1	X	65	LYS
1	X	331	THR
1	Y	53	GLY
1	Y	257	GLU
1	Y	364	LYS
1	Y	401	HIS
1	Y	471	GLY
1	Y	525	PRO
1	Z	58	ARG
1	Z	61	GLU
1	Z	85	ALA
1	Z	257	GLU
1	Z	271	VAL
1	Z	339	GLU
1	Z	382	GLY
1	Z	401	HIS
1	Z	435	ASP
1	Z	465	VAL
1	Z	525	PRO
1	1	58	ARG

Continued on next page...

Continued from previous page...

Mol	Chain	Res	Type
1	1	61	GLU
1	1	171	LYS
1	1	257	GLU
1	1	339	GLU
1	1	401	HIS
1	1	435	ASP
1	1	465	VAL
1	1	525	PRO
1	2	257	GLU
1	2	271	VAL
1	2	382	GLY
1	2	435	ASP
1	2	471	GLY
1	2	525	PRO
1	A	65	LYS
1	A	85	ALA
1	A	184	GLN
1	A	331	THR
1	A	382	GLY
1	A	418	ALA
1	A	435	ASP
1	B	53	GLY
1	B	58	ARG
1	B	85	ALA
1	B	184	GLN
1	B	331	THR
1	B	382	GLY
1	B	383	ALA
1	B	418	ALA
1	B	465	VAL
1	C	64	ASP
1	C	85	ALA
1	C	184	GLN
1	C	271	VAL
1	C	331	THR
1	C	382	GLY
1	C	383	ALA
1	C	471	GLY
1	D	58	ARG
1	D	85	ALA
1	D	271	VAL
1	D	383	ALA

Continued on next page...

Continued from previous page...

Mol	Chain	Res	Type
1	E	53	GLY
1	E	61	GLU
1	E	85	ALA
1	E	184	GLN
1	E	271	VAL
1	E	331	THR
1	E	382	GLY
1	E	383	ALA
1	F	61	GLU
1	F	382	GLY
1	F	383	ALA
1	F	471	GLY
1	G	53	GLY
1	G	64	ASP
1	G	85	ALA
1	G	184	GLN
1	G	271	VAL
1	G	331	THR
1	G	383	ALA
1	G	435	ASP
1	G	465	VAL
1	G	471	GLY
1	H	33	PRO
1	H	58	ARG
1	H	184	GLN
1	H	331	THR
1	H	382	GLY
1	I	331	THR
1	I	382	GLY
1	I	435	ASP
1	I	465	VAL
1	J	58	ARG
1	J	65	LYS
1	J	85	ALA
1	J	184	GLN
1	J	271	VAL
1	J	331	THR
1	J	382	GLY
1	J	465	VAL
1	K	61	GLU
1	K	271	VAL
1	K	331	THR

Continued on next page...

Continued from previous page...

Mol	Chain	Res	Type
1	K	382	GLY
1	K	383	ALA
1	K	435	ASP
1	L	58	ARG
1	L	85	ALA
1	L	171	LYS
1	L	401	HIS
1	L	423	ALA
1	L	471	GLY
1	M	58	ARG
1	M	65	LYS
1	M	85	ALA
1	M	418	ALA
1	M	465	VAL
1	N	65	LYS
1	N	184	GLN
1	N	271	VAL
1	N	331	THR
1	N	435	ASP
1	N	465	VAL
1	N	471	GLY
1	O	53	GLY
1	O	61	GLU
1	O	271	VAL
1	O	331	THR
1	O	382	GLY
1	O	435	ASP
1	P	65	LYS
1	P	171	LYS
1	P	271	VAL
1	P	331	THR
1	P	418	ALA
1	P	471	GLY
1	Q	58	ARG
1	Q	64	ASP
1	Q	184	GLN
1	Q	271	VAL
1	Q	471	GLY
1	R	85	ALA
1	R	184	GLN
1	R	271	VAL
1	R	383	ALA

Continued on next page...

Continued from previous page...

Mol	Chain	Res	Type
1	R	418	ALA
1	S	53	GLY
1	S	65	LYS
1	S	71	ALA
1	S	85	ALA
1	S	184	GLN
1	S	271	VAL
1	S	331	THR
1	S	382	GLY
1	S	418	ALA
1	S	465	VAL
1	T	58	ARG
1	T	61	GLU
1	T	65	LYS
1	T	85	ALA
1	T	184	GLN
1	T	271	VAL
1	T	382	GLY
1	U	65	LYS
1	U	85	ALA
1	U	331	THR
1	U	383	ALA
1	U	471	GLY
1	V	64	ASP
1	V	184	GLN
1	V	271	VAL
1	V	331	THR
1	V	383	ALA
1	V	401	HIS
1	V	423	ALA
1	V	435	ASP
1	V	465	VAL
1	W	33	PRO
1	W	58	ARG
1	W	61	GLU
1	W	64	ASP
1	W	65	LYS
1	W	85	ALA
1	W	271	VAL
1	W	423	ALA
1	X	30	THR
1	X	58	ARG

Continued on next page...

Continued from previous page...

Mol	Chain	Res	Type
1	X	85	ALA
1	X	184	GLN
1	X	271	VAL
1	X	382	GLY
1	X	435	ASP
1	X	471	GLY
1	Y	58	ARG
1	Y	65	LYS
1	Y	184	GLN
1	Y	271	VAL
1	Y	331	THR
1	Y	383	ALA
1	Y	465	VAL
1	Z	53	GLY
1	Z	64	ASP
1	Z	65	LYS
1	Z	331	THR
1	1	30	THR
1	1	85	ALA
1	1	271	VAL
1	1	331	THR
1	1	382	GLY
1	1	383	ALA
1	2	61	GLU
1	2	85	ALA
1	2	331	THR
1	2	383	ALA
1	A	30	THR
1	A	33	PRO
1	A	58	ARG
1	A	171	LYS
1	A	383	ALA
1	C	53	GLY
1	C	465	VAL
1	D	30	THR
1	D	64	ASP
1	D	171	LYS
1	D	184	GLN
1	D	331	THR
1	D	385	THR
1	D	423	ALA
1	D	471	GLY

Continued on next page...

Continued from previous page...

Mol	Chain	Res	Type
1	E	33	PRO
1	F	33	PRO
1	F	86	GLY
1	F	184	GLN
1	F	465	VAL
1	G	33	PRO
1	H	383	ALA
1	H	418	ALA
1	I	33	PRO
1	I	86	GLY
1	I	171	LYS
1	I	184	GLN
1	I	383	ALA
1	J	33	PRO
1	J	53	GLY
1	J	383	ALA
1	J	418	ALA
1	K	33	PRO
1	K	65	LYS
1	K	184	GLN
1	K	418	ALA
1	K	422	VAL
1	K	471	GLY
1	L	33	PRO
1	L	53	GLY
1	L	65	LYS
1	L	184	GLN
1	L	331	THR
1	L	383	ALA
1	L	465	VAL
1	M	33	PRO
1	M	53	GLY
1	M	171	LYS
1	M	184	GLN
1	M	382	GLY
1	M	383	ALA
1	M	435	ASP
1	N	33	PRO
1	N	383	ALA
1	O	33	PRO
1	O	65	LYS
1	O	85	ALA

Continued on next page...

Continued from previous page...

Mol	Chain	Res	Type
1	O	171	LYS
1	O	184	GLN
1	O	383	ALA
1	O	509	SER
1	P	64	ASP
1	P	86	GLY
1	P	382	GLY
1	P	383	ALA
1	P	435	ASP
1	P	465	VAL
1	Q	331	THR
1	Q	383	ALA
1	Q	465	VAL
1	R	3	ALA
1	R	331	THR
1	R	385	THR
1	S	58	ARG
1	S	61	GLU
1	S	171	LYS
1	S	383	ALA
1	T	33	PRO
1	T	171	LYS
1	T	331	THR
1	T	385	THR
1	T	465	VAL
1	T	471	GLY
1	U	53	GLY
1	U	171	LYS
1	U	184	GLN
1	U	385	THR
1	V	382	GLY
1	W	171	LYS
1	W	184	GLN
1	W	331	THR
1	W	383	ALA
1	W	465	VAL
1	X	33	PRO
1	X	465	VAL
1	Y	33	PRO
1	Y	71	ALA
1	Z	184	GLN
1	Z	383	ALA

Continued on next page...

Continued from previous page...

Mol	Chain	Res	Type
1	Z	385	THR
1	Z	471	GLY
1	1	33	PRO
1	2	184	GLN
1	2	418	ALA
1	A	465	VAL
1	C	33	PRO
1	E	86	GLY
1	H	86	GLY
1	J	86	GLY
1	J	510	VAL
1	K	86	GLY
1	K	465	VAL
1	L	86	GLY
1	N	53	GLY
1	N	86	GLY
1	P	33	PRO
1	Q	33	PRO
1	Q	86	GLY
1	R	33	PRO
1	R	86	GLY
1	S	33	PRO
1	S	86	GLY
1	U	33	PRO
1	V	33	PRO
1	V	86	GLY
1	W	86	GLY
1	X	86	GLY
1	Y	86	GLY
1	Y	510	VAL
1	Z	33	PRO
1	Z	86	GLY
1	1	86	GLY
1	2	33	PRO
1	2	86	GLY
1	A	86	GLY
1	B	33	PRO
1	B	86	GLY
1	C	86	GLY
1	D	33	PRO
1	D	86	GLY
1	E	465	VAL

Continued on next page...

Continued from previous page...

Mol	Chain	Res	Type
1	G	86	GLY
1	K	53	GLY
1	M	86	GLY
1	O	86	GLY
1	Q	53	GLY
1	R	53	GLY
1	R	465	VAL
1	T	86	GLY
1	U	86	GLY
1	U	465	VAL
1	W	53	GLY
1	W	422	VAL
1	F	510	VAL
1	G	422	VAL
1	H	510	VAL
1	I	53	GLY
1	I	422	VAL
1	L	422	VAL
1	N	510	VAL
1	V	422	VAL
1	1	422	VAL
1	A	53	GLY
1	D	422	VAL
1	E	510	VAL
1	N	422	VAL
1	V	53	GLY
1	1	53	GLY
1	2	53	GLY
1	2	510	VAL
1	C	422	VAL
1	D	465	VAL
1	E	422	VAL
1	H	422	VAL
1	M	422	VAL
1	P	510	VAL
1	S	510	VAL
1	T	422	VAL

5.3.2 Protein sidechains [i](#)

In the following table, the Percentiles column shows the percent sidechain outliers of the chain as a percentile score with respect to all X-ray entries followed by that with respect to entries of similar

resolution.

The Analysed column shows the number of residues for which the sidechain conformation was analysed, and the total number of residues.

Mol	Chain	Analysed	Rotameric	Outliers	Percentiles	
1	1	403/412 (98%)	380 (94%)	23 (6%)	20	54
1	2	403/412 (98%)	379 (94%)	24 (6%)	19	53
1	A	403/412 (98%)	382 (95%)	21 (5%)	23	57
1	B	403/412 (98%)	382 (95%)	21 (5%)	23	57
1	C	403/412 (98%)	383 (95%)	20 (5%)	24	58
1	D	403/412 (98%)	383 (95%)	20 (5%)	24	58
1	E	403/412 (98%)	380 (94%)	23 (6%)	20	54
1	F	403/412 (98%)	381 (94%)	22 (6%)	21	55
1	G	403/412 (98%)	384 (95%)	19 (5%)	26	60
1	H	403/412 (98%)	385 (96%)	18 (4%)	27	62
1	I	403/412 (98%)	380 (94%)	23 (6%)	20	54
1	J	403/412 (98%)	383 (95%)	20 (5%)	24	58
1	K	403/412 (98%)	382 (95%)	21 (5%)	23	57
1	L	403/412 (98%)	381 (94%)	22 (6%)	21	55
1	M	403/412 (98%)	380 (94%)	23 (6%)	20	54
1	N	403/412 (98%)	381 (94%)	22 (6%)	21	55
1	O	403/412 (98%)	385 (96%)	18 (4%)	27	62
1	P	403/412 (98%)	384 (95%)	19 (5%)	26	60
1	Q	403/412 (98%)	382 (95%)	21 (5%)	23	57
1	R	403/412 (98%)	382 (95%)	21 (5%)	23	57
1	S	403/412 (98%)	382 (95%)	21 (5%)	23	57
1	T	403/412 (98%)	380 (94%)	23 (6%)	20	54
1	U	403/412 (98%)	382 (95%)	21 (5%)	23	57
1	V	403/412 (98%)	382 (95%)	21 (5%)	23	57
1	W	403/412 (98%)	380 (94%)	23 (6%)	20	54
1	X	403/412 (98%)	380 (94%)	23 (6%)	20	54
1	Y	403/412 (98%)	382 (95%)	21 (5%)	23	57
1	Z	403/412 (98%)	386 (96%)	17 (4%)	30	63
All	All	11284/11536 (98%)	10693 (95%)	591 (5%)	23	57

All (591) residues with a non-rotameric sidechain are listed below:

Mol	Chain	Res	Type
1	A	11	ASP
1	A	62	LEU
1	A	74	VAL
1	A	76	GLU
1	A	134	LEU
1	A	167	ASP
1	A	171	LYS
1	A	174	VAL
1	A	183	LEU
1	A	188	ASP
1	A	199	TYR
1	A	310	GLU
1	A	401	HIS
1	A	404	ARG
1	A	411	VAL
1	A	412	VAL
1	A	436	GLN
1	A	445	ARG
1	A	454	ILE
1	A	463	SER
1	A	523	ASP
1	B	11	ASP
1	B	62	LEU
1	B	74	VAL
1	B	76	GLU
1	B	134	LEU
1	B	171	LYS
1	B	174	VAL
1	B	183	LEU
1	B	188	ASP
1	B	199	TYR
1	B	310	GLU
1	B	401	HIS
1	B	404	ARG
1	B	411	VAL
1	B	412	VAL
1	B	436	GLN
1	B	445	ARG
1	B	454	ILE
1	B	463	SER
1	B	495	ASP
1	B	523	ASP

Continued on next page...

Continued from previous page...

Mol	Chain	Res	Type
1	C	11	ASP
1	C	33	PRO
1	C	62	LEU
1	C	74	VAL
1	C	76	GLU
1	C	134	LEU
1	C	137	PRO
1	C	171	LYS
1	C	174	VAL
1	C	199	TYR
1	C	310	GLU
1	C	401	HIS
1	C	404	ARG
1	C	411	VAL
1	C	412	VAL
1	C	436	GLN
1	C	445	ARG
1	C	454	ILE
1	C	463	SER
1	C	523	ASP
1	D	11	ASP
1	D	62	LEU
1	D	74	VAL
1	D	134	LEU
1	D	167	ASP
1	D	171	LYS
1	D	174	VAL
1	D	183	LEU
1	D	199	TYR
1	D	310	GLU
1	D	401	HIS
1	D	404	ARG
1	D	411	VAL
1	D	412	VAL
1	D	436	GLN
1	D	445	ARG
1	D	454	ILE
1	D	463	SER
1	D	495	ASP
1	D	523	ASP
1	E	11	ASP
1	E	33	PRO

Continued on next page...

Continued from previous page...

Mol	Chain	Res	Type
1	E	62	LEU
1	E	74	VAL
1	E	76	GLU
1	E	134	LEU
1	E	167	ASP
1	E	171	LYS
1	E	174	VAL
1	E	183	LEU
1	E	188	ASP
1	E	199	TYR
1	E	310	GLU
1	E	331	THR
1	E	401	HIS
1	E	404	ARG
1	E	411	VAL
1	E	412	VAL
1	E	436	GLN
1	E	445	ARG
1	E	454	ILE
1	E	463	SER
1	E	523	ASP
1	F	11	ASP
1	F	33	PRO
1	F	62	LEU
1	F	74	VAL
1	F	76	GLU
1	F	134	LEU
1	F	167	ASP
1	F	171	LYS
1	F	174	VAL
1	F	183	LEU
1	F	188	ASP
1	F	199	TYR
1	F	310	GLU
1	F	401	HIS
1	F	404	ARG
1	F	411	VAL
1	F	412	VAL
1	F	436	GLN
1	F	445	ARG
1	F	454	ILE
1	F	463	SER

Continued on next page...

Continued from previous page...

Mol	Chain	Res	Type
1	F	523	ASP
1	G	11	ASP
1	G	62	LEU
1	G	74	VAL
1	G	76	GLU
1	G	134	LEU
1	G	171	LYS
1	G	174	VAL
1	G	188	ASP
1	G	199	TYR
1	G	310	GLU
1	G	401	HIS
1	G	404	ARG
1	G	411	VAL
1	G	412	VAL
1	G	436	GLN
1	G	445	ARG
1	G	454	ILE
1	G	463	SER
1	G	495	ASP
1	H	11	ASP
1	H	62	LEU
1	H	74	VAL
1	H	76	GLU
1	H	134	LEU
1	H	171	LYS
1	H	174	VAL
1	H	199	TYR
1	H	310	GLU
1	H	401	HIS
1	H	404	ARG
1	H	411	VAL
1	H	412	VAL
1	H	436	GLN
1	H	445	ARG
1	H	454	ILE
1	H	463	SER
1	H	523	ASP
1	I	11	ASP
1	I	62	LEU
1	I	74	VAL
1	I	76	GLU

Continued on next page...

Continued from previous page...

Mol	Chain	Res	Type
1	I	134	LEU
1	I	137	PRO
1	I	167	ASP
1	I	171	LYS
1	I	174	VAL
1	I	199	TYR
1	I	310	GLU
1	I	325	ILE
1	I	331	THR
1	I	401	HIS
1	I	404	ARG
1	I	411	VAL
1	I	412	VAL
1	I	436	GLN
1	I	445	ARG
1	I	454	ILE
1	I	463	SER
1	I	495	ASP
1	I	523	ASP
1	J	11	ASP
1	J	62	LEU
1	J	74	VAL
1	J	134	LEU
1	J	171	LYS
1	J	174	VAL
1	J	183	LEU
1	J	188	ASP
1	J	199	TYR
1	J	310	GLU
1	J	401	HIS
1	J	404	ARG
1	J	411	VAL
1	J	412	VAL
1	J	436	GLN
1	J	445	ARG
1	J	454	ILE
1	J	463	SER
1	J	495	ASP
1	J	523	ASP
1	K	11	ASP
1	K	33	PRO
1	K	62	LEU

Continued on next page...

Continued from previous page...

Mol	Chain	Res	Type
1	K	74	VAL
1	K	76	GLU
1	K	134	LEU
1	K	171	LYS
1	K	174	VAL
1	K	183	LEU
1	K	199	TYR
1	K	310	GLU
1	K	331	THR
1	K	401	HIS
1	K	404	ARG
1	K	411	VAL
1	K	412	VAL
1	K	436	GLN
1	K	445	ARG
1	K	454	ILE
1	K	463	SER
1	K	523	ASP
1	L	11	ASP
1	L	62	LEU
1	L	74	VAL
1	L	76	GLU
1	L	91	THR
1	L	134	LEU
1	L	167	ASP
1	L	171	LYS
1	L	174	VAL
1	L	183	LEU
1	L	199	TYR
1	L	310	GLU
1	L	401	HIS
1	L	404	ARG
1	L	411	VAL
1	L	412	VAL
1	L	436	GLN
1	L	445	ARG
1	L	454	ILE
1	L	463	SER
1	L	495	ASP
1	L	523	ASP
1	M	11	ASP
1	M	33	PRO

Continued on next page...

Continued from previous page...

Mol	Chain	Res	Type
1	M	62	LEU
1	M	74	VAL
1	M	76	GLU
1	M	134	LEU
1	M	167	ASP
1	M	171	LYS
1	M	174	VAL
1	M	199	TYR
1	M	310	GLU
1	M	325	ILE
1	M	401	HIS
1	M	404	ARG
1	M	411	VAL
1	M	412	VAL
1	M	436	GLN
1	M	445	ARG
1	M	454	ILE
1	M	463	SER
1	M	478	TYR
1	M	495	ASP
1	M	523	ASP
1	N	11	ASP
1	N	33	PRO
1	N	62	LEU
1	N	74	VAL
1	N	76	GLU
1	N	91	THR
1	N	134	LEU
1	N	137	PRO
1	N	167	ASP
1	N	171	LYS
1	N	174	VAL
1	N	188	ASP
1	N	199	TYR
1	N	310	GLU
1	N	401	HIS
1	N	404	ARG
1	N	411	VAL
1	N	412	VAL
1	N	436	GLN
1	N	445	ARG
1	N	454	ILE

Continued on next page...

Continued from previous page...

Mol	Chain	Res	Type
1	N	463	SER
1	O	11	ASP
1	O	62	LEU
1	O	74	VAL
1	O	76	GLU
1	O	134	LEU
1	O	171	LYS
1	O	174	VAL
1	O	199	TYR
1	O	310	GLU
1	O	401	HIS
1	O	404	ARG
1	O	411	VAL
1	O	412	VAL
1	O	436	GLN
1	O	445	ARG
1	O	454	ILE
1	O	463	SER
1	O	523	ASP
1	P	11	ASP
1	P	62	LEU
1	P	74	VAL
1	P	134	LEU
1	P	167	ASP
1	P	171	LYS
1	P	174	VAL
1	P	183	LEU
1	P	199	TYR
1	P	310	GLU
1	P	401	HIS
1	P	404	ARG
1	P	411	VAL
1	P	412	VAL
1	P	436	GLN
1	P	445	ARG
1	P	454	ILE
1	P	463	SER
1	P	523	ASP
1	Q	11	ASP
1	Q	33	PRO
1	Q	62	LEU
1	Q	74	VAL

Continued on next page...

Continued from previous page...

Mol	Chain	Res	Type
1	Q	76	GLU
1	Q	134	LEU
1	Q	167	ASP
1	Q	171	LYS
1	Q	174	VAL
1	Q	183	LEU
1	Q	199	TYR
1	Q	310	GLU
1	Q	401	HIS
1	Q	404	ARG
1	Q	411	VAL
1	Q	412	VAL
1	Q	436	GLN
1	Q	445	ARG
1	Q	454	ILE
1	Q	463	SER
1	Q	495	ASP
1	R	11	ASP
1	R	62	LEU
1	R	74	VAL
1	R	76	GLU
1	R	134	LEU
1	R	167	ASP
1	R	171	LYS
1	R	174	VAL
1	R	183	LEU
1	R	188	ASP
1	R	199	TYR
1	R	310	GLU
1	R	401	HIS
1	R	404	ARG
1	R	411	VAL
1	R	412	VAL
1	R	436	GLN
1	R	445	ARG
1	R	454	ILE
1	R	463	SER
1	R	523	ASP
1	S	11	ASP
1	S	62	LEU
1	S	74	VAL
1	S	76	GLU

Continued on next page...

Continued from previous page...

Mol	Chain	Res	Type
1	S	134	LEU
1	S	171	LYS
1	S	174	VAL
1	S	183	LEU
1	S	188	ASP
1	S	199	TYR
1	S	310	GLU
1	S	401	HIS
1	S	404	ARG
1	S	411	VAL
1	S	412	VAL
1	S	436	GLN
1	S	445	ARG
1	S	454	ILE
1	S	463	SER
1	S	495	ASP
1	S	523	ASP
1	T	11	ASP
1	T	33	PRO
1	T	62	LEU
1	T	74	VAL
1	T	76	GLU
1	T	134	LEU
1	T	137	PRO
1	T	167	ASP
1	T	171	LYS
1	T	174	VAL
1	T	199	TYR
1	T	310	GLU
1	T	331	THR
1	T	401	HIS
1	T	404	ARG
1	T	411	VAL
1	T	412	VAL
1	T	436	GLN
1	T	445	ARG
1	T	454	ILE
1	T	463	SER
1	T	495	ASP
1	T	523	ASP
1	U	11	ASP
1	U	62	LEU

Continued on next page...

Continued from previous page...

Mol	Chain	Res	Type
1	U	74	VAL
1	U	76	GLU
1	U	134	LEU
1	U	167	ASP
1	U	171	LYS
1	U	174	VAL
1	U	183	LEU
1	U	199	TYR
1	U	310	GLU
1	U	401	HIS
1	U	404	ARG
1	U	411	VAL
1	U	412	VAL
1	U	436	GLN
1	U	445	ARG
1	U	454	ILE
1	U	463	SER
1	U	495	ASP
1	U	523	ASP
1	V	11	ASP
1	V	33	PRO
1	V	62	LEU
1	V	74	VAL
1	V	76	GLU
1	V	134	LEU
1	V	137	PRO
1	V	171	LYS
1	V	174	VAL
1	V	183	LEU
1	V	199	TYR
1	V	310	GLU
1	V	401	HIS
1	V	404	ARG
1	V	411	VAL
1	V	412	VAL
1	V	436	GLN
1	V	445	ARG
1	V	454	ILE
1	V	463	SER
1	V	523	ASP
1	W	11	ASP
1	W	33	PRO

Continued on next page...

Continued from previous page...

Mol	Chain	Res	Type
1	W	62	LEU
1	W	74	VAL
1	W	76	GLU
1	W	134	LEU
1	W	167	ASP
1	W	171	LYS
1	W	174	VAL
1	W	183	LEU
1	W	188	ASP
1	W	199	TYR
1	W	310	GLU
1	W	401	HIS
1	W	404	ARG
1	W	411	VAL
1	W	412	VAL
1	W	436	GLN
1	W	445	ARG
1	W	454	ILE
1	W	463	SER
1	W	495	ASP
1	W	523	ASP
1	X	11	ASP
1	X	33	PRO
1	X	62	LEU
1	X	74	VAL
1	X	134	LEU
1	X	167	ASP
1	X	171	LYS
1	X	174	VAL
1	X	183	LEU
1	X	188	ASP
1	X	199	TYR
1	X	310	GLU
1	X	331	THR
1	X	401	HIS
1	X	404	ARG
1	X	411	VAL
1	X	412	VAL
1	X	436	GLN
1	X	445	ARG
1	X	454	ILE
1	X	463	SER

Continued on next page...

Continued from previous page...

Mol	Chain	Res	Type
1	X	495	ASP
1	X	523	ASP
1	Y	11	ASP
1	Y	62	LEU
1	Y	74	VAL
1	Y	76	GLU
1	Y	134	LEU
1	Y	167	ASP
1	Y	171	LYS
1	Y	174	VAL
1	Y	188	ASP
1	Y	199	TYR
1	Y	310	GLU
1	Y	331	THR
1	Y	401	HIS
1	Y	404	ARG
1	Y	411	VAL
1	Y	412	VAL
1	Y	436	GLN
1	Y	445	ARG
1	Y	454	ILE
1	Y	463	SER
1	Y	523	ASP
1	Z	11	ASP
1	Z	62	LEU
1	Z	74	VAL
1	Z	76	GLU
1	Z	134	LEU
1	Z	171	LYS
1	Z	174	VAL
1	Z	199	TYR
1	Z	310	GLU
1	Z	401	HIS
1	Z	404	ARG
1	Z	411	VAL
1	Z	412	VAL
1	Z	436	GLN
1	Z	445	ARG
1	Z	454	ILE
1	Z	463	SER
1	1	11	ASP
1	1	62	LEU

Continued on next page...

Continued from previous page...

Mol	Chain	Res	Type
1	1	74	VAL
1	1	76	GLU
1	1	134	LEU
1	1	137	PRO
1	1	167	ASP
1	1	171	LYS
1	1	174	VAL
1	1	183	LEU
1	1	199	TYR
1	1	310	GLU
1	1	331	THR
1	1	401	HIS
1	1	404	ARG
1	1	411	VAL
1	1	412	VAL
1	1	436	GLN
1	1	445	ARG
1	1	454	ILE
1	1	463	SER
1	1	478	TYR
1	1	523	ASP
1	2	11	ASP
1	2	62	LEU
1	2	74	VAL
1	2	134	LEU
1	2	167	ASP
1	2	171	LYS
1	2	174	VAL
1	2	183	LEU
1	2	188	ASP
1	2	199	TYR
1	2	265	ASN
1	2	310	GLU
1	2	325	ILE
1	2	331	THR
1	2	401	HIS
1	2	404	ARG
1	2	411	VAL
1	2	412	VAL
1	2	436	GLN
1	2	445	ARG
1	2	454	ILE

Continued on next page...

Continued from previous page...

Mol	Chain	Res	Type
1	2	463	SER
1	2	495	ASP
1	2	523	ASP

Sometimes sidechains can be flipped to improve hydrogen bonding and reduce clashes. All (263) such sidechains are listed below:

Mol	Chain	Res	Type
1	A	10	ASN
1	A	97	GLN
1	A	146	GLN
1	A	194	GLN
1	A	265	ASN
1	A	326	ASN
1	A	351	GLN
1	A	366	GLN
1	A	453	GLN
1	B	10	ASN
1	B	97	GLN
1	B	146	GLN
1	B	194	GLN
1	B	229	ASN
1	B	265	ASN
1	B	326	ASN
1	B	351	GLN
1	B	366	GLN
1	B	453	GLN
1	C	10	ASN
1	C	97	GLN
1	C	146	GLN
1	C	194	GLN
1	C	265	ASN
1	C	326	ASN
1	C	351	GLN
1	C	366	GLN
1	C	453	GLN
1	D	10	ASN
1	D	97	GLN
1	D	146	GLN
1	D	194	GLN
1	D	265	ASN
1	D	326	ASN
1	D	351	GLN

Continued on next page...

Continued from previous page...

Mol	Chain	Res	Type
1	D	366	GLN
1	D	453	GLN
1	D	475	ASN
1	E	10	ASN
1	E	97	GLN
1	E	146	GLN
1	E	194	GLN
1	E	265	ASN
1	E	326	ASN
1	E	351	GLN
1	E	366	GLN
1	E	453	GLN
1	E	475	ASN
1	F	10	ASN
1	F	97	GLN
1	F	146	GLN
1	F	194	GLN
1	F	265	ASN
1	F	326	ASN
1	F	351	GLN
1	F	366	GLN
1	F	453	GLN
1	G	10	ASN
1	G	97	GLN
1	G	146	GLN
1	G	194	GLN
1	G	265	ASN
1	G	326	ASN
1	G	351	GLN
1	G	366	GLN
1	G	453	GLN
1	H	10	ASN
1	H	97	GLN
1	H	146	GLN
1	H	194	GLN
1	H	265	ASN
1	H	326	ASN
1	H	351	GLN
1	H	366	GLN
1	H	453	GLN
1	H	475	ASN
1	I	10	ASN

Continued on next page...

Continued from previous page...

Mol	Chain	Res	Type
1	I	97	GLN
1	I	146	GLN
1	I	194	GLN
1	I	229	ASN
1	I	265	ASN
1	I	326	ASN
1	I	351	GLN
1	I	366	GLN
1	I	453	GLN
1	I	475	ASN
1	J	10	ASN
1	J	97	GLN
1	J	146	GLN
1	J	194	GLN
1	J	265	ASN
1	J	326	ASN
1	J	351	GLN
1	J	366	GLN
1	J	453	GLN
1	K	10	ASN
1	K	97	GLN
1	K	146	GLN
1	K	194	GLN
1	K	265	ASN
1	K	326	ASN
1	K	351	GLN
1	K	366	GLN
1	K	453	GLN
1	L	10	ASN
1	L	97	GLN
1	L	146	GLN
1	L	194	GLN
1	L	265	ASN
1	L	326	ASN
1	L	351	GLN
1	L	366	GLN
1	L	453	GLN
1	M	10	ASN
1	M	97	GLN
1	M	146	GLN
1	M	194	GLN
1	M	265	ASN

Continued on next page...

Continued from previous page...

Mol	Chain	Res	Type
1	M	326	ASN
1	M	351	GLN
1	M	366	GLN
1	M	453	GLN
1	N	10	ASN
1	N	97	GLN
1	N	146	GLN
1	N	194	GLN
1	N	265	ASN
1	N	326	ASN
1	N	351	GLN
1	N	366	GLN
1	N	453	GLN
1	O	10	ASN
1	O	97	GLN
1	O	146	GLN
1	O	194	GLN
1	O	265	ASN
1	O	326	ASN
1	O	351	GLN
1	O	366	GLN
1	O	453	GLN
1	P	10	ASN
1	P	97	GLN
1	P	146	GLN
1	P	194	GLN
1	P	265	ASN
1	P	326	ASN
1	P	351	GLN
1	P	366	GLN
1	P	453	GLN
1	Q	10	ASN
1	Q	97	GLN
1	Q	146	GLN
1	Q	194	GLN
1	Q	265	ASN
1	Q	326	ASN
1	Q	351	GLN
1	Q	366	GLN
1	Q	453	GLN
1	R	10	ASN
1	R	97	GLN

Continued on next page...

Continued from previous page...

Mol	Chain	Res	Type
1	R	146	GLN
1	R	194	GLN
1	R	265	ASN
1	R	326	ASN
1	R	351	GLN
1	R	366	GLN
1	R	453	GLN
1	R	475	ASN
1	S	10	ASN
1	S	97	GLN
1	S	146	GLN
1	S	194	GLN
1	S	265	ASN
1	S	326	ASN
1	S	351	GLN
1	S	366	GLN
1	S	453	GLN
1	S	475	ASN
1	T	10	ASN
1	T	97	GLN
1	T	146	GLN
1	T	194	GLN
1	T	229	ASN
1	T	265	ASN
1	T	326	ASN
1	T	351	GLN
1	T	366	GLN
1	T	453	GLN
1	U	10	ASN
1	U	97	GLN
1	U	146	GLN
1	U	194	GLN
1	U	265	ASN
1	U	326	ASN
1	U	351	GLN
1	U	366	GLN
1	U	453	GLN
1	V	10	ASN
1	V	97	GLN
1	V	146	GLN
1	V	194	GLN
1	V	265	ASN

Continued on next page...

Continued from previous page...

Mol	Chain	Res	Type
1	V	326	ASN
1	V	351	GLN
1	V	366	GLN
1	W	10	ASN
1	W	97	GLN
1	W	146	GLN
1	W	194	GLN
1	W	229	ASN
1	W	265	ASN
1	W	326	ASN
1	W	351	GLN
1	W	366	GLN
1	W	453	GLN
1	W	475	ASN
1	X	10	ASN
1	X	97	GLN
1	X	146	GLN
1	X	194	GLN
1	X	265	ASN
1	X	326	ASN
1	X	351	GLN
1	X	366	GLN
1	X	453	GLN
1	Y	10	ASN
1	Y	97	GLN
1	Y	146	GLN
1	Y	194	GLN
1	Y	265	ASN
1	Y	326	ASN
1	Y	351	GLN
1	Y	366	GLN
1	Y	453	GLN
1	Z	10	ASN
1	Z	97	GLN
1	Z	146	GLN
1	Z	194	GLN
1	Z	265	ASN
1	Z	326	ASN
1	Z	351	GLN
1	Z	366	GLN
1	Z	453	GLN
1	1	10	ASN

Continued on next page...

Continued from previous page...

Mol	Chain	Res	Type
1	1	97	GLN
1	1	146	GLN
1	1	194	GLN
1	1	265	ASN
1	1	326	ASN
1	1	351	GLN
1	1	366	GLN
1	1	453	GLN
1	1	475	ASN
1	2	10	ASN
1	2	97	GLN
1	2	146	GLN
1	2	194	GLN
1	2	265	ASN
1	2	326	ASN
1	2	351	GLN
1	2	366	GLN
1	2	453	GLN

5.3.3 RNA [i](#)

There are no RNA molecules in this entry.

5.4 Non-standard residues in protein, DNA, RNA chains [i](#)

There are no non-standard protein/DNA/RNA residues in this entry.

5.5 Carbohydrates [i](#)

There are no monosaccharides in this entry.

5.6 Ligand geometry [i](#)

There are no ligands in this entry.

5.7 Other polymers [i](#)

There are no such residues in this entry.

5.8 Polymer linkage issues

There are no chain breaks in this entry.

6 Fit of model and data [i](#)

6.1 Protein, DNA and RNA chains [i](#)

In the following table, the column labelled '#RSRZ > 2' contains the number (and percentage) of RSRZ outliers, followed by percent RSRZ outliers for the chain as percentile scores relative to all X-ray entries and entries of similar resolution. The OWAB column contains the minimum, median, 95th percentile and maximum values of the occupancy-weighted average B-factor per residue. The column labelled 'Q < 0.9' lists the number of (and percentage) of residues with an average occupancy less than 0.9.

Mol	Chain	Analysed	<RSRZ>	#RSRZ > 2	OWAB(Å ²)	Q < 0.9
1	1	525/547 (95%)	-0.28	1 (0%) 95 91	14, 53, 105, 117	0
1	2	525/547 (95%)	-0.21	2 (0%) 92 87	17, 68, 135, 147	0
1	A	525/547 (95%)	-0.17	3 (0%) 89 81	17, 76, 156, 168	0
1	B	525/547 (95%)	-0.16	3 (0%) 89 81	21, 69, 146, 158	0
1	C	525/547 (95%)	-0.24	1 (0%) 95 91	17, 67, 130, 142	0
1	D	525/547 (95%)	-0.19	2 (0%) 92 87	21, 80, 143, 155	0
1	E	525/547 (95%)	-0.13	7 (1%) 77 65	20, 79, 169, 181	0
1	F	525/547 (95%)	-0.19	3 (0%) 89 81	18, 71, 148, 160	0
1	G	525/547 (95%)	-0.09	5 (0%) 82 71	17, 77, 168, 180	0
1	H	525/547 (95%)	-0.13	7 (1%) 77 65	15, 71, 157, 169	0
1	I	525/547 (95%)	-0.28	1 (0%) 95 91	13, 52, 107, 119	0
1	J	525/547 (95%)	-0.23	2 (0%) 92 87	15, 72, 143, 155	0
1	K	525/547 (95%)	-0.19	1 (0%) 95 91	12, 58, 146, 158	0
1	L	525/547 (95%)	-0.11	8 (1%) 73 61	16, 74, 160, 171	0
1	M	525/547 (95%)	-0.26	0 100 100	12, 50, 109, 121	0
1	N	525/547 (95%)	-0.21	1 (0%) 95 91	14, 58, 133, 145	0
1	O	525/547 (95%)	-0.11	5 (0%) 82 71	20, 80, 164, 176	0
1	P	525/547 (95%)	-0.17	2 (0%) 92 87	19, 68, 149, 161	0
1	Q	525/547 (95%)	-0.15	7 (1%) 77 65	16, 82, 162, 174	0
1	R	525/547 (95%)	-0.10	6 (1%) 80 69	20, 73, 174, 186	0
1	S	525/547 (95%)	-0.13	5 (0%) 82 71	21, 75, 155, 167	0
1	T	525/547 (95%)	-0.20	3 (0%) 89 81	18, 71, 141, 153	0
1	U	525/547 (95%)	-0.14	5 (0%) 82 71	21, 78, 159, 171	0
1	V	525/547 (95%)	-0.20	2 (0%) 92 87	15, 68, 148, 160	0

Continued on next page...

Continued from previous page...

Mol	Chain	Analysed	<RSRZ>	#RSRZ>2	OWAB(Å ²)	Q<0.9
1	W	525/547 (95%)	-0.17	5 (0%) 82 71	16, 73, 153, 165	0
1	X	525/547 (95%)	-0.27	0 100 100	11, 50, 112, 124	0
1	Y	525/547 (95%)	-0.25	1 (0%) 95 91	11, 60, 142, 154	0
1	Z	525/547 (95%)	-0.12	9 (1%) 70 57	18, 67, 161, 173	0
All	All	14700/15316 (95%)	-0.18	97 (0%) 87 79	11, 67, 155, 186	0

All (97) RSRZ outliers are listed below:

Mol	Chain	Res	Type	RSRZ
1	L	223	ALA	5.1
1	R	203	TYR	4.5
1	F	268	ARG	4.3
1	B	223	ALA	4.2
1	K	268	ARG	4.2
1	V	268	ARG	3.8
1	R	229	ASN	3.8
1	Z	268	ARG	3.7
1	Z	223	ALA	3.7
1	P	268	ARG	3.6
1	H	306	GLY	3.6
1	U	299	THR	3.5
1	E	223	ALA	3.5
1	H	268	ARG	3.4
1	H	223	ALA	3.2
1	O	229	ASN	3.1
1	Y	268	ARG	3.0
1	R	309	LEU	3.0
1	L	299	THR	2.9
1	E	255	GLU	2.9
1	G	309	LEU	2.8
1	W	263	VAL	2.8
1	S	268	ARG	2.8
1	O	320	ALA	2.7
1	Z	299	THR	2.7
1	L	263	VAL	2.7
1	T	268	ARG	2.7
1	Q	233	MET	2.6
1	H	269	GLY	2.6
1	L	302	SER	2.6
1	S	223	ALA	2.6
1	O	223	ALA	2.6

Continued on next page...

Continued from previous page...

Mol	Chain	Res	Type	RSRZ
1	Z	256	GLY	2.6
1	W	256	GLY	2.5
1	Z	246	PRO	2.5
1	V	366	GLN	2.5
1	H	265	ASN	2.5
1	W	251	ALA	2.5
1	2	266	THR	2.5
1	O	237	LEU	2.5
1	Q	229	ASN	2.5
1	A	268	ARG	2.4
1	J	268	ARG	2.4
1	N	268	ARG	2.4
1	Q	284	ARG	2.4
1	L	251	ALA	2.4
1	F	264	VAL	2.4
1	D	279	PRO	2.4
1	Z	270	ILE	2.4
1	G	302	SER	2.3
1	L	301	ILE	2.3
1	E	349	ILE	2.3
1	W	270	ILE	2.3
1	T	319	GLN	2.3
1	2	313	THR	2.3
1	Q	203	TYR	2.3
1	C	268	ARG	2.3
1	1	268	ARG	2.3
1	H	299	THR	2.2
1	D	332	ILE	2.2
1	L	275	ALA	2.2
1	R	231	ARG	2.2
1	R	224	ASP	2.2
1	U	309	LEU	2.2
1	W	172	GLU	2.2
1	U	243	ALA	2.2
1	G	316	ASP	2.2
1	A	302	SER	2.2
1	B	268	ARG	2.2
1	Q	314	LEU	2.2
1	Z	314	LEU	2.2
1	E	233	MET	2.2
1	O	299	THR	2.2
1	Q	231	ARG	2.2

Continued on next page...

Continued from previous page...

Mol	Chain	Res	Type	RSRZ
1	G	203	TYR	2.2
1	B	314	LEU	2.1
1	E	235	PRO	2.1
1	R	233	MET	2.1
1	E	309	LEU	2.1
1	P	263	VAL	2.1
1	U	311	LYS	2.1
1	J	313	THR	2.1
1	U	383	ALA	2.1
1	Z	263	VAL	2.1
1	S	299	THR	2.1
1	F	231	ARG	2.1
1	H	247	LEU	2.1
1	I	268	ARG	2.1
1	A	303	GLU	2.1
1	Q	271	VAL	2.1
1	S	240	VAL	2.0
1	G	227	ILE	2.0
1	Z	233	MET	2.0
1	E	254	VAL	2.0
1	T	206	ASN	2.0
1	L	233	MET	2.0
1	S	265	ASN	2.0

6.2 Non-standard residues in protein, DNA, RNA chains [i](#)

There are no non-standard protein/DNA/RNA residues in this entry.

6.3 Carbohydrates [i](#)

There are no monosaccharides in this entry.

6.4 Ligands [i](#)

There are no ligands in this entry.

6.5 Other polymers [i](#)

There are no such residues in this entry.