



Full wwPDB X-ray Structure Validation Report ⓘ

Dec 10, 2023 – 09:44 am GMT

PDB ID : 1V1S
Title : 2-KETO-3-DEOXYGLUCONATE KINASE FROM THERMUS THERMOPHILUS (CRYSTAL FORM 2)
Authors : Tahirov, T.H.; Inagaki, E.
Deposited on : 2004-04-23
Resolution : 3.20 Å(reported)

This is a Full wwPDB X-ray Structure Validation Report for a publicly released PDB entry.

We welcome your comments at validation@mail.wwpdb.org

A user guide is available at

<https://www.wwpdb.org/validation/2017/XrayValidationReportHelp>

with specific help available everywhere you see the ⓘ symbol.

The types of validation reports are described at

<http://www.wwpdb.org/validation/2017/FAQs#types>.

The following versions of software and data (see [references ⓘ](#)) were used in the production of this report:

MolProbity : 4.02b-467
Xtriage (Phenix) : 1.13
EDS : 2.36
Percentile statistics : 20191225.v01 (using entries in the PDB archive December 25th 2019)
Refmac : 5.8.0158
CCP4 : 7.0.044 (Gargrove)
Ideal geometry (proteins) : Engh & Huber (2001)
Ideal geometry (DNA, RNA) : Parkinson et al. (1996)
Validation Pipeline (wwPDB-VP) : 2.36

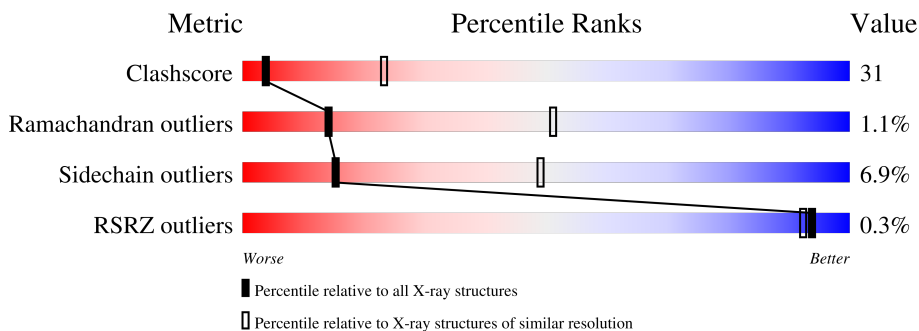
1 Overall quality at a glance

The following experimental techniques were used to determine the structure:

X-RAY DIFFRACTION

The reported resolution of this entry is 3.20 Å.

Percentile scores (ranging between 0-100) for global validation metrics of the entry are shown in the following graphic. The table shows the number of entries on which the scores are based.



Metric	Whole archive (#Entries)	Similar resolution (#Entries, resolution range(Å))
Clashscore	141614	1253 (3.20-3.20)
Ramachandran outliers	138981	1234 (3.20-3.20)
Sidechain outliers	138945	1233 (3.20-3.20)
RSRZ outliers	127900	1095 (3.20-3.20)

The table below summarises the geometric issues observed across the polymeric chains and their fit to the electron density. The red, orange, yellow and green segments of the lower bar indicate the fraction of residues that contain outliers for ≥ 3 , 2, 1 and 0 types of geometric quality criteria respectively. A grey segment represents the fraction of residues that are not modelled. The numeric value for each fraction is indicated below the corresponding segment, with a dot representing fractions $\leq 5\%$. The upper red bar (where present) indicates the fraction of residues that have poor fit to the electron density. The numeric value is given above the bar.

Mol	Chain	Length	Quality of chain
1	A	309	
1	B	309	
1	C	309	
1	D	309	
1	E	309	
1	F	309	

2 Entry composition

There is only 1 type of molecule in this entry. The entry contains 13782 atoms, of which 0 are hydrogens and 0 are deuteriums.

In the tables below, the ZeroOcc column contains the number of atoms modelled with zero occupancy, the AltConf column contains the number of residues with at least one atom in alternate conformation and the Trace column contains the number of residues modelled with at most 2 atoms.

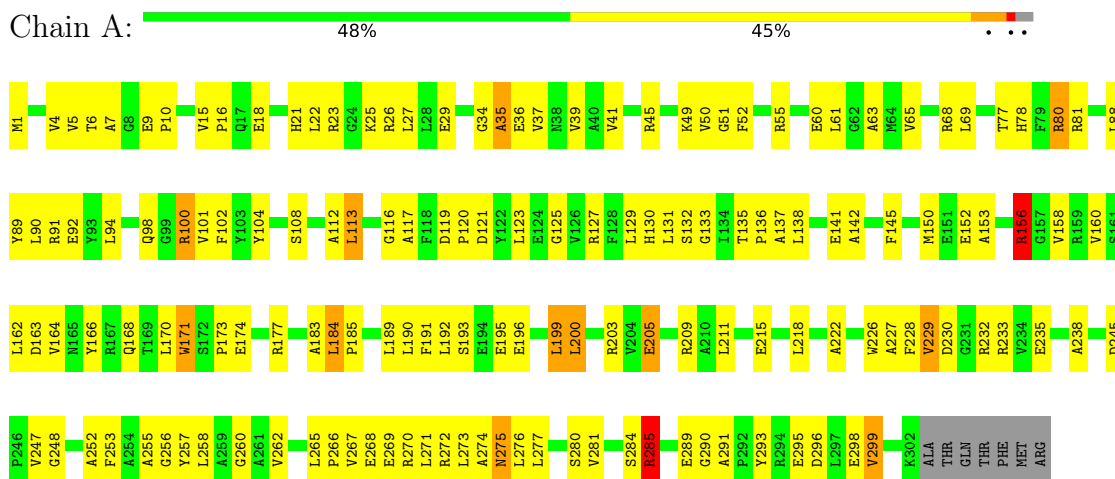
- Molecule 1 is a protein called 2-KETO-3-DEOXYGLUCONATE KINASE.

Mol	Chain	Residues	Atoms					ZeroOcc	AltConf	Trace
			Total	C	N	O	S			
1	A	302	2297	1465	410	419	3	0	0	1
1	B	302	2297	1465	410	419	3	0	0	1
1	C	302	2297	1465	410	419	3	0	0	1
1	D	302	2297	1465	410	419	3	0	0	1
1	E	302	2297	1465	410	419	3	0	0	1
1	F	302	2297	1465	410	419	3	0	0	1

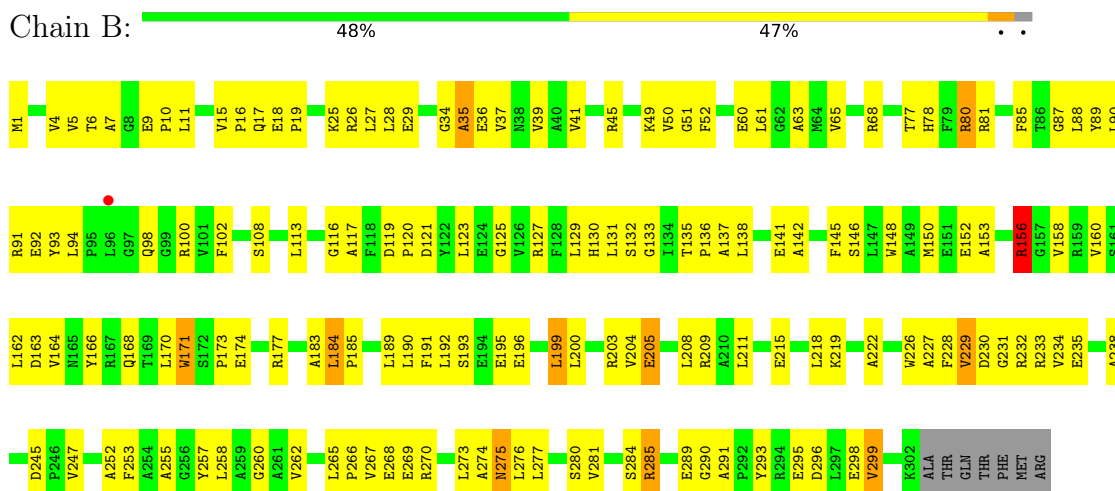
3 Residue-property plots

These plots are drawn for all protein, RNA, DNA and oligosaccharide chains in the entry. The first graphic for a chain summarises the proportions of the various outlier classes displayed in the second graphic. The second graphic shows the sequence view annotated by issues in geometry and electron density. Residues are color-coded according to the number of geometric quality criteria for which they contain at least one outlier: green = 0, yellow = 1, orange = 2 and red = 3 or more. A red dot above a residue indicates a poor fit to the electron density ($RSRZ > 2$). Stretches of 2 or more consecutive residues without any outlier are shown as a green connector. Residues present in the sample, but not in the model, are shown in grey.

- Molecule 1: 2-KETO-3-DEOXYGLUCONATE KINASE

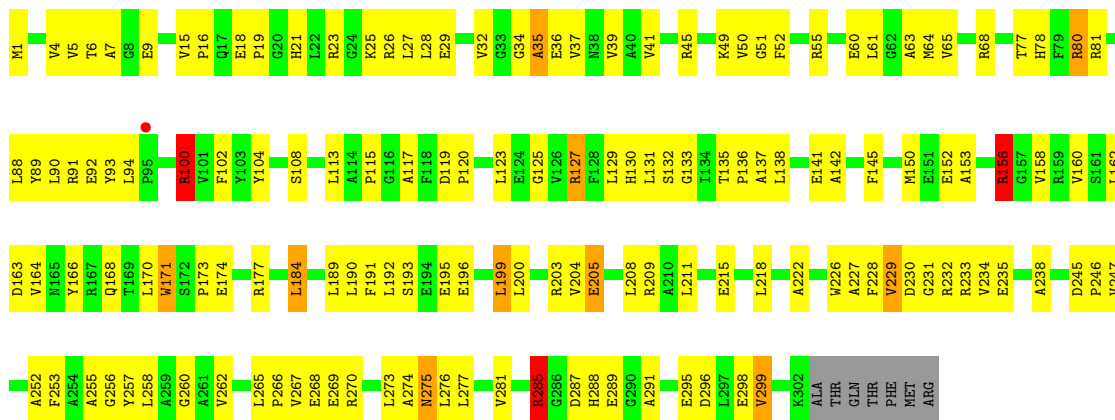


- Molecule 1: 2-KETO-3-DEOXYGLUCONATE KINASE



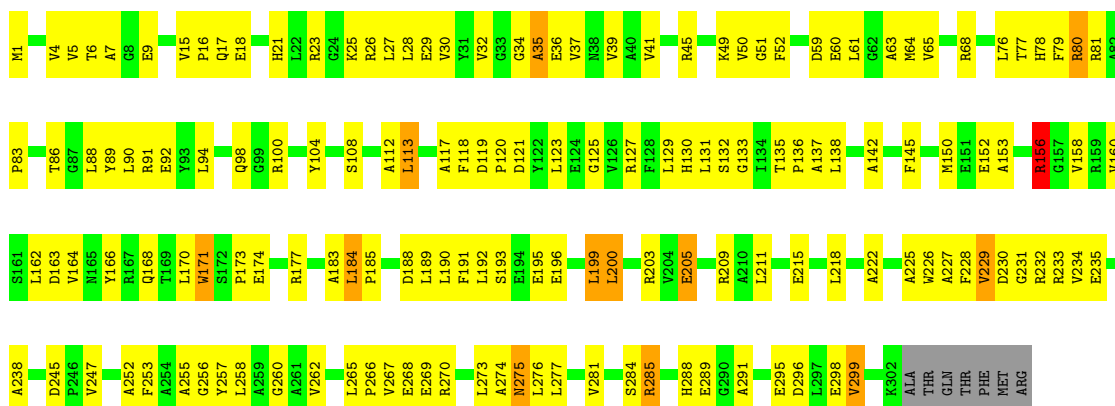
- Molecule 1: 2-KETO-3-DEOXYGLUCONATE KINASE





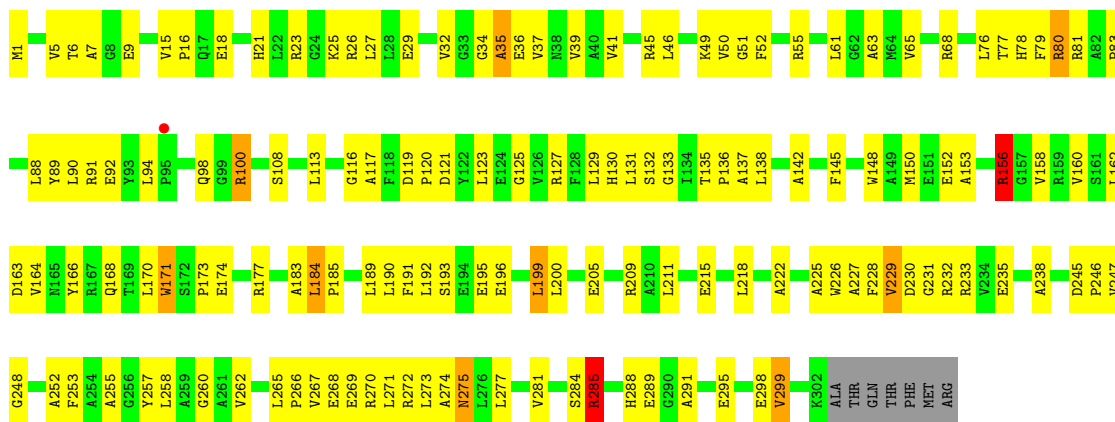
● Molecule 1: 2-KETO-3-DEOXYGLUCONATE KINASE

Chain D: 48% 46%



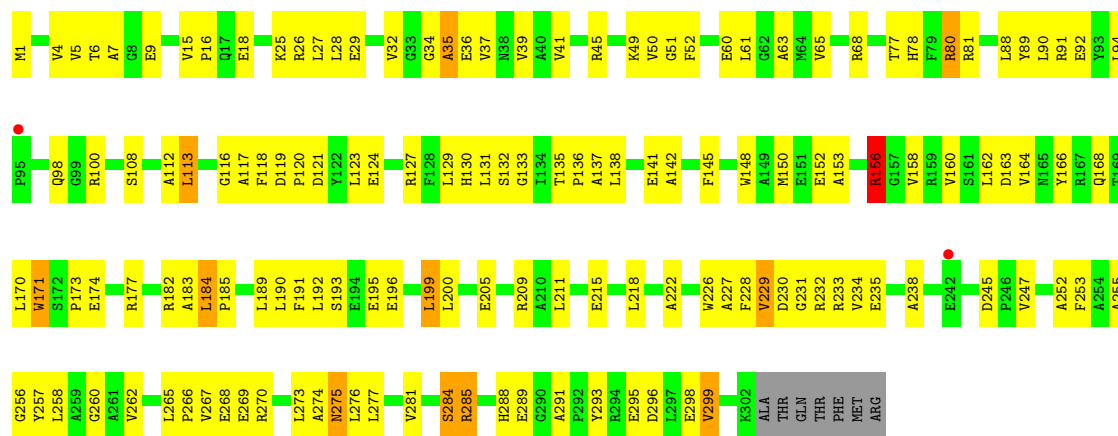
● Molecule 1: 2-KETO-3-DEOXYGLUCONATE KINASE

Chain E: 50% 44%



● Molecule 1: 2-KETO-3-DEOXYGLUCONATE KINASE

Chain F: 50% 43%



4 Data and refinement statistics i

Property	Value	Source
Space group	P 3	Depositor
Cell constants a, b, c, α , β , γ	145.83Å 145.83Å 74.63Å 90.00° 90.00° 120.00°	Depositor
Resolution (Å)	29.40 – 3.20 48.21 – 3.20	Depositor EDS
% Data completeness (in resolution range)	92.8 (29.40-3.20) 92.7 (48.21-3.20)	Depositor EDS
R_{merge}	0.10	Depositor
R_{sym}	(Not available)	Depositor
$\langle I/\sigma(I) \rangle$ ¹	2.33 (at 3.19Å)	Xtrriage
Refinement program	CNS 1.1	Depositor
R, R_{free}	0.239 , 0.278 0.229 , (Not available)	Depositor DCC
R_{free} test set	No test flags present.	wwPDB-VP
Wilson B-factor (Å ²)	63.3	Xtrriage
Anisotropy	0.062	Xtrriage
Bulk solvent k_{sol} (e/Å ³), B_{sol} (Å ²)	0.28 , -8.1	EDS
L-test for twinning ²	$\langle L \rangle = 0.40$, $\langle L^2 \rangle = 0.23$	Xtrriage
Estimated twinning fraction	0.086 for -h,-k,l 0.448 for h,-h-k,-l 0.087 for -k,-h,-l	Xtrriage
F_o, F_c correlation	0.90	EDS
Total number of atoms	13782	wwPDB-VP
Average B, all atoms (Å ²)	43.0	wwPDB-VP

Xtrriage's analysis on translational NCS is as follows: *The largest off-origin peak in the Patterson function is 14.69% of the height of the origin peak. No significant pseudotranslation is detected.*

¹Intensities estimated from amplitudes.

²Theoretical values of $\langle |L| \rangle$, $\langle L^2 \rangle$ for acentric reflections are 0.5, 0.333 respectively for untwinned datasets, and 0.375, 0.2 for perfectly twinned datasets.

5 Model quality i

5.1 Standard geometry i

The Z score for a bond length (or angle) is the number of standard deviations the observed value is removed from the expected value. A bond length (or angle) with $|Z| > 5$ is considered an outlier worth inspection. RMSZ is the root-mean-square of all Z scores of the bond lengths (or angles).

Mol	Chain	Bond lengths		Bond angles	
		RMSZ	# Z >5	RMSZ	# Z >5
1	A	0.68	0/2345	1.06	12/3179 (0.4%)
1	B	0.64	0/2345	1.07	11/3179 (0.3%)
1	C	0.58	0/2345	1.03	12/3179 (0.4%)
1	D	0.58	0/2345	1.03	12/3179 (0.4%)
1	E	0.58	0/2345	1.04	12/3179 (0.4%)
1	F	0.57	0/2345	1.04	12/3179 (0.4%)
All	All	0.60	0/14070	1.05	71/19074 (0.4%)

There are no bond length outliers.

All (71) bond angle outliers are listed below:

Mol	Chain	Res	Type	Atoms	Z	Observed(°)	Ideal(°)
1	E	209	ARG	NE-CZ-NH2	-15.69	112.45	120.30
1	C	156	ARG	NE-CZ-NH2	-15.66	112.47	120.30
1	B	285	ARG	NE-CZ-NH1	-15.63	112.48	120.30
1	F	209	ARG	NE-CZ-NH1	-15.62	112.49	120.30
1	B	209	ARG	NE-CZ-NH1	-15.61	112.49	120.30
1	F	285	ARG	NE-CZ-NH2	15.53	128.07	120.30
1	E	209	ARG	NE-CZ-NH1	15.43	128.02	120.30
1	E	156	ARG	NE-CZ-NH2	-15.38	112.61	120.30
1	B	209	ARG	NE-CZ-NH2	15.27	127.94	120.30
1	B	156	ARG	NE-CZ-NH1	-15.02	112.79	120.30
1	D	209	ARG	NE-CZ-NH1	-14.94	112.83	120.30
1	F	285	ARG	NE-CZ-NH1	-14.90	112.85	120.30
1	D	285	ARG	NE-CZ-NH2	14.87	127.73	120.30
1	A	156	ARG	NE-CZ-NH2	-14.85	112.88	120.30
1	D	156	ARG	NE-CZ-NH1	-14.82	112.89	120.30
1	C	209	ARG	NE-CZ-NH2	-14.80	112.90	120.30
1	D	285	ARG	NE-CZ-NH1	-14.49	113.06	120.30
1	C	209	ARG	NE-CZ-NH1	14.42	127.51	120.30
1	C	156	ARG	NE-CZ-NH1	14.42	127.51	120.30
1	F	156	ARG	NE-CZ-NH1	-14.40	113.10	120.30
1	D	209	ARG	NE-CZ-NH2	14.36	127.48	120.30

Continued on next page...

Continued from previous page...

Mol	Chain	Res	Type	Atoms	Z	Observed(°)	Ideal(°)
1	B	285	ARG	NE-CZ-NH2	14.35	127.47	120.30
1	A	209	ARG	NE-CZ-NH2	-14.31	113.14	120.30
1	A	209	ARG	NE-CZ-NH1	14.21	127.41	120.30
1	B	156	ARG	NE-CZ-NH2	13.96	127.28	120.30
1	F	209	ARG	NE-CZ-NH2	13.93	127.27	120.30
1	D	156	ARG	NE-CZ-NH2	13.60	127.10	120.30
1	F	156	ARG	NE-CZ-NH2	13.52	127.06	120.30
1	E	285	ARG	NE-CZ-NH1	13.51	127.05	120.30
1	A	156	ARG	NE-CZ-NH1	13.39	127.00	120.30
1	C	285	ARG	NE-CZ-NH1	13.23	126.92	120.30
1	E	285	ARG	NE-CZ-NH2	-13.21	113.69	120.30
1	E	156	ARG	NE-CZ-NH1	13.10	126.85	120.30
1	A	285	ARG	NE-CZ-NH1	13.07	126.83	120.30
1	A	100	ARG	NE-CZ-NH1	12.93	126.76	120.30
1	C	285	ARG	NE-CZ-NH2	-12.75	113.93	120.30
1	A	285	ARG	NE-CZ-NH2	-12.70	113.95	120.30
1	C	100	ARG	NE-CZ-NH2	-12.38	114.11	120.30
1	E	100	ARG	NE-CZ-NH1	12.23	126.42	120.30
1	F	100	ARG	NE-CZ-NH1	-12.17	114.22	120.30
1	C	100	ARG	NE-CZ-NH1	11.75	126.17	120.30
1	E	100	ARG	NE-CZ-NH2	-11.74	114.43	120.30
1	A	100	ARG	NE-CZ-NH2	-11.58	114.51	120.30
1	D	100	ARG	NE-CZ-NH1	-11.38	114.61	120.30
1	F	100	ARG	NE-CZ-NH2	11.24	125.92	120.30
1	B	100	ARG	NE-CZ-NH2	11.12	125.86	120.30
1	B	100	ARG	NE-CZ-NH1	-10.95	114.82	120.30
1	D	100	ARG	NE-CZ-NH2	10.70	125.65	120.30
1	B	209	ARG	CD-NE-CZ	8.42	135.39	123.60
1	D	209	ARG	CD-NE-CZ	8.14	135.00	123.60
1	F	209	ARG	CD-NE-CZ	7.96	134.74	123.60
1	C	209	ARG	CD-NE-CZ	7.81	134.53	123.60
1	E	209	ARG	CD-NE-CZ	7.76	134.47	123.60
1	D	285	ARG	CD-NE-CZ	7.74	134.44	123.60
1	A	156	ARG	CD-NE-CZ	7.66	134.32	123.60
1	A	209	ARG	CD-NE-CZ	7.55	134.17	123.60
1	B	285	ARG	CD-NE-CZ	7.51	134.12	123.60
1	C	156	ARG	CD-NE-CZ	7.49	134.08	123.60
1	E	156	ARG	CD-NE-CZ	7.45	134.03	123.60
1	F	285	ARG	CD-NE-CZ	7.38	133.94	123.60
1	E	285	ARG	CD-NE-CZ	7.17	133.63	123.60
1	C	285	ARG	CD-NE-CZ	7.00	133.40	123.60
1	B	156	ARG	CD-NE-CZ	6.97	133.37	123.60

Continued on next page...

Continued from previous page...

Mol	Chain	Res	Type	Atoms	Z	Observed(°)	Ideal(°)
1	D	156	ARG	CD-NE-CZ	6.96	133.35	123.60
1	A	285	ARG	CD-NE-CZ	6.89	133.25	123.60
1	F	156	ARG	CD-NE-CZ	6.73	133.02	123.60
1	E	100	ARG	CD-NE-CZ	5.77	131.68	123.60
1	C	100	ARG	CD-NE-CZ	5.75	131.64	123.60
1	A	100	ARG	CD-NE-CZ	5.56	131.38	123.60
1	D	100	ARG	CD-NE-CZ	5.16	130.82	123.60
1	F	100	ARG	CD-NE-CZ	5.08	130.71	123.60

There are no chirality outliers.

There are no planarity outliers.

5.2 Too-close contacts [i](#)

In the following table, the Non-H and H(model) columns list the number of non-hydrogen atoms and hydrogen atoms in the chain respectively. The H(added) column lists the number of hydrogen atoms added and optimized by MolProbity. The Clashes column lists the number of clashes within the asymmetric unit, whereas Symm-Clashes lists symmetry-related clashes.

Mol	Chain	Non-H	H(model)	H(added)	Clashes	Symm-Clashes
1	A	2297	0	2298	154	0
1	B	2297	0	2298	150	0
1	C	2297	0	2298	161	0
1	D	2297	0	2298	172	1
1	E	2297	0	2298	143	0
1	F	2297	0	2298	142	1
All	All	13782	0	13788	850	1

The all-atom clashscore is defined as the number of clashes found per 1000 atoms (including hydrogen atoms). The all-atom clashscore for this structure is 31.

All (850) close contacts within the same asymmetric unit are listed below, sorted by their clash magnitude.

Atom-1	Atom-2	Interatomic distance (Å)	Clash overlap (Å)
1:A:68:ARG:NH2	1:B:26:ARG:HH22	1.60	0.98
1:A:80:ARG:HH11	1:A:80:ARG:HB3	1.38	0.89
1:D:192:LEU:HD12	1:D:193:SER:H	1.37	0.88
1:F:192:LEU:HD12	1:F:193:SER:H	1.39	0.88
1:C:192:LEU:HD12	1:C:193:SER:H	1.40	0.87
1:E:192:LEU:HD12	1:E:193:SER:H	1.40	0.86

Continued on next page...

Continued from previous page...

Atom-1	Atom-2	Interatomic distance (Å)	Clash overlap (Å)
1:C:162:LEU:O	1:C:190:LEU:HD12	1.76	0.85
1:A:192:LEU:HD12	1:A:193:SER:H	1.41	0.84
1:B:80:ARG:HH11	1:B:80:ARG:HB3	1.40	0.84
1:B:192:LEU:HD12	1:B:193:SER:H	1.40	0.84
1:B:162:LEU:O	1:B:190:LEU:HD12	1.78	0.83
1:C:23:ARG:HA	1:D:64:MET:HE3	1.58	0.83
1:A:68:ARG:HH21	1:B:26:ARG:HH22	1.25	0.83
1:D:162:LEU:O	1:D:190:LEU:HD12	1.79	0.83
1:F:5:VAL:O	1:F:129:LEU:HD12	1.79	0.83
1:C:266:PRO:HD2	1:C:269:GLU:OE2	1.78	0.83
1:E:162:LEU:O	1:E:190:LEU:HD12	1.79	0.82
1:A:162:LEU:O	1:A:190:LEU:HD12	1.79	0.82
1:C:80:ARG:HH11	1:C:80:ARG:HB3	1.45	0.82
1:F:162:LEU:O	1:F:190:LEU:HD12	1.80	0.82
1:E:5:VAL:O	1:E:129:LEU:HD12	1.81	0.81
1:E:80:ARG:HB3	1:E:80:ARG:HH11	1.45	0.81
1:D:80:ARG:HH11	1:D:80:ARG:HB3	1.43	0.81
1:A:266:PRO:HD2	1:A:269:GLU:OE2	1.81	0.81
1:F:266:PRO:HD2	1:F:269:GLU:OE2	1.82	0.80
1:C:5:VAL:O	1:C:129:LEU:HD12	1.82	0.80
1:F:80:ARG:HH11	1:F:80:ARG:HB3	1.46	0.79
1:E:266:PRO:HD2	1:E:269:GLU:OE2	1.82	0.79
1:B:5:VAL:O	1:B:129:LEU:HD12	1.82	0.78
1:A:5:VAL:O	1:A:129:LEU:HD12	1.84	0.78
1:B:266:PRO:HD2	1:B:269:GLU:OE2	1.82	0.78
1:A:166:TYR:HE2	1:A:168:GLN:HG2	1.50	0.76
1:D:266:PRO:HD2	1:D:269:GLU:OE2	1.86	0.76
1:D:5:VAL:O	1:D:129:LEU:HD12	1.85	0.76
1:D:37:VAL:O	1:D:41:VAL:HG23	1.85	0.76
1:C:68:ARG:NH2	1:D:26:ARG:HH22	1.84	0.76
1:B:16:PRO:HB3	1:B:25:LYS:HG3	1.68	0.76
1:C:16:PRO:HB3	1:C:25:LYS:HG3	1.67	0.75
1:C:26:ARG:HH22	1:D:68:ARG:NH2	1.84	0.75
1:F:16:PRO:HB3	1:F:25:LYS:HG3	1.66	0.75
1:B:120:PRO:HB3	1:B:152:GLU:HG2	1.68	0.74
1:E:16:PRO:HB3	1:E:25:LYS:HG3	1.69	0.74
1:A:37:VAL:O	1:A:41:VAL:HG23	1.87	0.74
1:B:166:TYR:HE2	1:B:168:GLN:HG2	1.51	0.74
1:E:120:PRO:HB3	1:E:152:GLU:HG2	1.68	0.73
1:C:23:ARG:O	1:D:64:MET:HE2	1.88	0.73
1:D:184:LEU:HD21	1:D:211:LEU:HA	1.71	0.73

Continued on next page...

Continued from previous page...

Atom-1	Atom-2	Interatomic distance (Å)	Clash overlap (Å)
1:E:192:LEU:HD12	1:E:193:SER:N	2.04	0.73
1:C:37:VAL:O	1:C:41:VAL:HG23	1.88	0.73
1:D:16:PRO:HB3	1:D:25:LYS:HG3	1.69	0.73
1:E:37:VAL:O	1:E:41:VAL:HG23	1.89	0.73
1:F:150:MET:HB2	1:F:160:VAL:HG21	1.70	0.73
1:B:273:LEU:O	1:B:277:LEU:HD23	1.88	0.72
1:F:192:LEU:HD12	1:F:193:SER:N	2.03	0.72
1:B:37:VAL:O	1:B:41:VAL:HG23	1.89	0.72
1:D:166:TYR:HE2	1:D:168:GLN:HG2	1.53	0.72
1:A:120:PRO:HB3	1:A:152:GLU:HG2	1.70	0.72
1:D:192:LEU:HD12	1:D:193:SER:N	2.03	0.72
1:E:273:LEU:O	1:E:277:LEU:HD23	1.90	0.72
1:A:88:LEU:HD12	1:A:88:LEU:C	2.10	0.72
1:D:88:LEU:C	1:D:88:LEU:HD12	2.09	0.72
1:C:120:PRO:HB3	1:C:152:GLU:HG2	1.70	0.72
1:F:120:PRO:HB3	1:F:152:GLU:HG2	1.71	0.72
1:A:16:PRO:HB3	1:A:25:LYS:HG3	1.71	0.71
1:B:192:LEU:HD12	1:B:193:SER:N	2.04	0.71
1:B:257:TYR:CE1	1:B:270:ARG:HB2	2.25	0.71
1:E:127:ARG:HB3	1:E:127:ARG:NH1	2.05	0.71
1:F:273:LEU:O	1:F:277:LEU:HD23	1.90	0.71
1:A:150:MET:HB2	1:A:160:VAL:HG21	1.70	0.71
1:C:192:LEU:HD12	1:C:193:SER:N	2.04	0.71
1:D:120:PRO:HB3	1:D:152:GLU:HG2	1.71	0.71
1:E:150:MET:HB2	1:E:160:VAL:HG21	1.71	0.71
1:A:162:LEU:HD12	1:A:163:ASP:N	2.06	0.71
1:B:88:LEU:C	1:B:88:LEU:HD12	2.10	0.71
1:D:273:LEU:O	1:D:277:LEU:HD23	1.88	0.71
1:C:257:TYR:CE1	1:C:270:ARG:HB2	2.26	0.71
1:A:60:GLU:HG2	1:B:102:PHE:CZ	2.25	0.71
1:A:192:LEU:HD12	1:A:193:SER:N	2.05	0.71
1:C:127:ARG:HB3	1:C:127:ARG:NH1	2.05	0.71
1:A:166:TYR:CE2	1:A:168:GLN:HG2	2.26	0.70
1:F:127:ARG:HB3	1:F:127:ARG:NH1	2.06	0.70
1:A:36:GLU:OE1	1:A:132:SER:HB3	1.92	0.70
1:B:150:MET:HB2	1:B:160:VAL:HG21	1.74	0.70
1:D:150:MET:HB2	1:D:160:VAL:HG21	1.72	0.70
1:A:23:ARG:N	1:B:60:GLU:HB3	2.07	0.70
1:F:166:TYR:HE2	1:F:168:GLN:HG2	1.57	0.70
1:E:184:LEU:HD21	1:E:211:LEU:HA	1.74	0.70
1:F:184:LEU:HD21	1:F:211:LEU:HA	1.73	0.69

Continued on next page...

Continued from previous page...

Atom-1	Atom-2	Interatomic distance (Å)	Clash overlap (Å)
1:A:7:ALA:O	1:A:36:GLU:HG2	1.93	0.69
1:C:228:PHE:CE1	1:C:233:ARG:HD2	2.27	0.69
1:F:257:TYR:CE1	1:F:270:ARG:HB2	2.27	0.69
1:C:88:LEU:HD12	1:C:88:LEU:C	2.13	0.69
1:C:184:LEU:HD21	1:C:211:LEU:HA	1.75	0.69
1:D:184:LEU:CD2	1:D:211:LEU:HA	2.23	0.69
1:E:166:TYR:HE2	1:E:168:GLN:HG2	1.56	0.69
1:C:68:ARG:HH21	1:D:26:ARG:HH22	1.40	0.69
1:A:257:TYR:CE1	1:A:270:ARG:HB2	2.28	0.69
1:C:150:MET:HB2	1:C:160:VAL:HG21	1.75	0.69
1:A:27:LEU:HD23	1:B:28:LEU:O	1.92	0.69
1:A:68:ARG:HH21	1:B:26:ARG:NH2	1.90	0.69
1:D:7:ALA:O	1:D:36:GLU:HG2	1.92	0.69
1:F:37:VAL:O	1:F:41:VAL:HG23	1.93	0.69
1:A:184:LEU:CD2	1:A:211:LEU:HA	2.23	0.68
1:F:184:LEU:CD2	1:F:211:LEU:HA	2.22	0.68
1:A:275:ASN:N	1:A:275:ASN:HD22	1.89	0.68
1:B:184:LEU:HD21	1:B:211:LEU:HA	1.75	0.68
1:A:184:LEU:HD21	1:A:211:LEU:HA	1.74	0.68
1:D:127:ARG:NH1	1:D:127:ARG:HB3	2.08	0.68
1:C:137:ALA:HB2	1:C:171:TRP:CE2	2.29	0.68
1:F:7:ALA:O	1:F:36:GLU:HG2	1.92	0.68
1:C:104:TYR:OH	1:D:86:THR:O	2.07	0.68
1:B:36:GLU:OE1	1:B:132:SER:HB3	1.93	0.68
1:E:36:GLU:OE1	1:E:132:SER:HB3	1.93	0.68
1:E:228:PHE:CE1	1:E:233:ARG:HD2	2.29	0.68
1:A:152:GLU:HG3	1:A:156:ARG:HH21	1.59	0.68
1:D:257:TYR:CE1	1:D:270:ARG:HB2	2.29	0.68
1:E:162:LEU:HD12	1:E:163:ASP:N	2.09	0.68
1:F:88:LEU:HD12	1:F:88:LEU:C	2.14	0.68
1:F:90:LEU:N	1:F:90:LEU:HD12	2.09	0.68
1:B:88:LEU:HD12	1:B:89:TYR:N	2.08	0.67
1:C:7:ALA:O	1:C:36:GLU:HG2	1.94	0.67
1:C:64:MET:HE3	1:D:23:ARG:HA	1.77	0.67
1:B:162:LEU:HD12	1:B:163:ASP:N	2.09	0.67
1:C:273:LEU:O	1:C:277:LEU:HD23	1.94	0.67
1:D:166:TYR:CE2	1:D:168:GLN:HG2	2.28	0.67
1:E:88:LEU:C	1:E:88:LEU:HD12	2.15	0.67
1:A:88:LEU:HD12	1:A:89:TYR:N	2.09	0.67
1:C:275:ASN:HD22	1:C:275:ASN:N	1.92	0.67
1:E:184:LEU:HD12	1:E:184:LEU:O	1.95	0.67

Continued on next page...

Continued from previous page...

Atom-1	Atom-2	Interatomic distance (Å)	Clash overlap (Å)
1:A:275:ASN:H	1:A:275:ASN:ND2	1.91	0.67
1:F:275:ASN:N	1:F:275:ASN:HD22	1.93	0.67
1:D:36:GLU:OE1	1:D:132:SER:HB3	1.95	0.66
1:D:88:LEU:HD12	1:D:89:TYR:N	2.09	0.66
1:B:166:TYR:CE2	1:B:168:GLN:HG2	2.29	0.66
1:E:152:GLU:HG3	1:E:156:ARG:HH21	1.59	0.66
1:F:88:LEU:HD12	1:F:89:TYR:N	2.10	0.66
1:E:120:PRO:HB3	1:E:152:GLU:CG	2.26	0.66
1:A:273:LEU:O	1:A:277:LEU:HD23	1.96	0.66
1:C:23:ARG:HA	1:D:64:MET:HB2	1.78	0.66
1:B:275:ASN:N	1:B:275:ASN:HD22	1.93	0.65
1:C:90:LEU:HD12	1:C:90:LEU:N	2.12	0.65
1:F:36:GLU:OE1	1:F:132:SER:HB3	1.97	0.65
1:B:90:LEU:N	1:B:90:LEU:HD12	2.12	0.65
1:C:184:LEU:CD2	1:C:211:LEU:HA	2.27	0.65
1:F:137:ALA:HB2	1:F:171:TRP:CE2	2.32	0.65
1:B:184:LEU:CD2	1:B:211:LEU:HA	2.26	0.65
1:C:166:TYR:HE2	1:C:168:GLN:HG2	1.60	0.65
1:F:29:GLU:OE1	1:F:285:ARG:NH1	2.30	0.65
1:E:184:LEU:CD2	1:E:211:LEU:HA	2.26	0.64
1:E:257:TYR:CE1	1:E:270:ARG:HB2	2.31	0.64
1:C:152:GLU:HG3	1:C:156:ARG:HH21	1.61	0.64
1:C:102:PHE:CE2	1:D:59:ASP:HB2	2.33	0.64
1:C:162:LEU:HD12	1:C:163:ASP:N	2.12	0.64
1:C:275:ASN:N	1:C:275:ASN:ND2	2.45	0.64
1:D:184:LEU:HD12	1:D:184:LEU:O	1.97	0.64
1:F:275:ASN:H	1:F:275:ASN:ND2	1.96	0.64
1:B:120:PRO:HB3	1:B:152:GLU:CG	2.27	0.64
1:B:193:SER:OG	1:B:196:GLU:HG3	1.97	0.64
1:F:228:PHE:CE1	1:F:233:ARG:HD2	2.31	0.64
1:A:275:ASN:N	1:A:275:ASN:ND2	2.42	0.64
1:E:275:ASN:N	1:E:275:ASN:HD22	1.94	0.64
1:D:137:ALA:HB2	1:D:171:TRP:CE2	2.33	0.64
1:C:88:LEU:HD12	1:C:89:TYR:N	2.11	0.64
1:B:228:PHE:CE1	1:B:233:ARG:HD2	2.32	0.64
1:D:228:PHE:CE1	1:D:233:ARG:HD2	2.32	0.64
1:E:275:ASN:N	1:E:275:ASN:ND2	2.46	0.64
1:A:90:LEU:N	1:A:90:LEU:HD12	2.13	0.63
1:B:29:GLU:OE1	1:B:285:ARG:NH1	2.31	0.63
1:C:36:GLU:OE1	1:C:132:SER:HB3	1.99	0.63
1:D:275:ASN:N	1:D:275:ASN:HD22	1.96	0.63

Continued on next page...

Continued from previous page...

Atom-1	Atom-2	Interatomic distance (Å)	Clash overlap (Å)
1:F:166:TYR:CE2	1:F:168:GLN:HG2	2.33	0.63
1:A:22:LEU:HB3	1:B:60:GLU:CB	2.29	0.63
1:C:120:PRO:HB3	1:C:152:GLU:CG	2.29	0.63
1:D:120:PRO:HB3	1:D:152:GLU:CG	2.28	0.63
1:D:162:LEU:HD12	1:D:163:ASP:N	2.13	0.63
1:A:21:HIS:HD2	1:B:60:GLU:OE1	1.82	0.63
1:B:80:ARG:HH11	1:B:80:ARG:CB	2.10	0.63
1:C:153:ALA:HB1	1:C:158:VAL:HB	1.81	0.63
1:E:7:ALA:O	1:E:36:GLU:HG2	1.98	0.63
1:E:90:LEU:HD12	1:E:90:LEU:N	2.13	0.63
1:E:166:TYR:CE2	1:E:168:GLN:HG2	2.33	0.63
1:F:275:ASN:N	1:F:275:ASN:ND2	2.46	0.63
1:A:116:GLY:HA3	1:E:83:PRO:HD2	1.80	0.63
1:A:253:PHE:HE1	1:A:275:ASN:HD22	1.46	0.63
1:C:275:ASN:ND2	1:C:275:ASN:H	1.96	0.63
1:E:253:PHE:HE1	1:E:275:ASN:HD22	1.47	0.63
1:A:119:ASP:HB2	1:E:80:ARG:NH2	2.14	0.62
1:B:275:ASN:N	1:B:275:ASN:ND2	2.46	0.62
1:D:90:LEU:N	1:D:90:LEU:HD12	2.14	0.62
1:F:63:ALA:HB2	1:F:81:ARG:NH1	2.15	0.62
1:B:119:ASP:HB2	1:D:80:ARG:NH2	2.15	0.62
1:A:120:PRO:HB3	1:A:152:GLU:CG	2.29	0.62
1:F:162:LEU:HD12	1:F:163:ASP:N	2.14	0.62
1:A:127:ARG:HB3	1:A:127:ARG:NH1	2.15	0.62
1:B:127:ARG:NH1	1:B:127:ARG:HB3	2.14	0.62
1:F:193:SER:OG	1:F:196:GLU:HG3	2.00	0.62
1:B:275:ASN:ND2	1:B:275:ASN:H	1.98	0.62
1:B:7:ALA:O	1:B:36:GLU:HG2	1.99	0.62
1:E:130:HIS:O	1:E:131:LEU:HD23	2.00	0.62
1:E:88:LEU:HD12	1:E:89:TYR:N	2.14	0.61
1:F:120:PRO:HB3	1:F:152:GLU:CG	2.30	0.61
1:E:68:ARG:HH21	1:F:26:ARG:HH22	1.48	0.61
1:A:228:PHE:CE1	1:A:233:ARG:HD2	2.36	0.61
1:D:275:ASN:N	1:D:275:ASN:ND2	2.49	0.61
1:C:166:TYR:CE2	1:C:168:GLN:HG2	2.35	0.61
1:D:29:GLU:OE1	1:D:285:ARG:NH1	2.33	0.61
1:D:153:ALA:HB1	1:D:158:VAL:HB	1.82	0.61
1:F:184:LEU:HD12	1:F:184:LEU:O	2.01	0.61
1:A:80:ARG:HH11	1:A:80:ARG:CB	2.10	0.61
1:C:253:PHE:HE1	1:C:275:ASN:HD22	1.47	0.61
1:D:80:ARG:HH11	1:D:80:ARG:CB	2.12	0.61

Continued on next page...

Continued from previous page...

Atom-1	Atom-2	Interatomic distance (Å)	Clash overlap (Å)
1:D:152:GLU:HG3	1:D:156:ARG:NH2	2.16	0.60
1:E:275:ASN:ND2	1:E:275:ASN:H	1.98	0.60
1:C:193:SER:OG	1:C:196:GLU:HG3	2.01	0.60
1:A:192:LEU:O	1:A:218:LEU:HD12	2.00	0.60
1:E:152:GLU:HG3	1:E:156:ARG:NH2	2.16	0.60
1:B:77:THR:HG22	1:B:78:HIS:CD2	2.36	0.60
1:B:137:ALA:HB2	1:B:171:TRP:CE2	2.36	0.60
1:A:77:THR:HG22	1:A:78:HIS:CD2	2.37	0.60
1:C:90:LEU:HD22	1:D:61:LEU:HD11	1.83	0.60
1:E:137:ALA:HB2	1:E:171:TRP:CE2	2.37	0.60
1:F:253:PHE:HE1	1:F:275:ASN:HD22	1.48	0.60
1:D:77:THR:HG22	1:D:78:HIS:CD2	2.37	0.59
1:F:77:THR:HG22	1:F:78:HIS:CD2	2.36	0.59
1:B:45:ARG:NH1	1:B:291:ALA:O	2.35	0.59
1:E:80:ARG:HH11	1:E:80:ARG:CB	2.14	0.59
1:A:137:ALA:HB2	1:A:171:TRP:CE2	2.37	0.59
1:A:60:GLU:HG2	1:B:102:PHE:HZ	1.68	0.59
1:A:193:SER:OG	1:A:196:GLU:HG3	2.02	0.59
1:B:192:LEU:O	1:B:218:LEU:HD12	2.02	0.59
1:C:77:THR:HG22	1:C:78:HIS:CD2	2.37	0.59
1:C:295:GLU:HA	1:C:298:GLU:HG3	1.85	0.59
1:D:63:ALA:HB2	1:D:81:ARG:NH1	2.18	0.59
1:D:253:PHE:HE1	1:D:275:ASN:HD22	1.50	0.59
1:E:63:ALA:HB2	1:E:81:ARG:NH1	2.17	0.59
1:E:192:LEU:O	1:E:218:LEU:HD12	2.03	0.59
1:A:152:GLU:HG3	1:A:156:ARG:NH2	2.16	0.59
1:C:88:LEU:HD23	1:D:104:TYR:CZ	2.38	0.59
1:C:184:LEU:HD12	1:C:184:LEU:O	2.02	0.59
1:D:275:ASN:ND2	1:D:275:ASN:H	2.01	0.59
1:E:68:ARG:NH2	1:F:26:ARG:HH22	2.01	0.59
1:E:164:VAL:HG23	1:E:191:PHE:O	2.03	0.59
1:A:153:ALA:HB1	1:A:158:VAL:HB	1.83	0.59
1:D:127:ARG:HA	1:D:127:ARG:HH11	1.67	0.59
1:E:77:THR:HG22	1:E:78:HIS:CD2	2.38	0.58
1:F:153:ALA:HB1	1:F:158:VAL:HB	1.83	0.58
1:F:192:LEU:O	1:F:218:LEU:HD12	2.03	0.58
1:C:152:GLU:HG3	1:C:156:ARG:NH2	2.18	0.58
1:A:166:TYR:CZ	1:A:168:GLN:HA	2.38	0.58
1:C:192:LEU:O	1:C:218:LEU:HD12	2.04	0.58
1:D:193:SER:OG	1:D:196:GLU:HG3	2.04	0.58
1:C:164:VAL:HG23	1:C:191:PHE:O	2.03	0.58

Continued on next page...

Continued from previous page...

Atom-1	Atom-2	Interatomic distance (Å)	Clash overlap (Å)
1:D:192:LEU:O	1:D:218:LEU:HD12	2.04	0.58
1:A:295:GLU:HA	1:A:298:GLU:HG3	1.84	0.58
1:B:130:HIS:O	1:B:131:LEU:HD23	2.04	0.57
1:D:195:GLU:O	1:D:199:LEU:HB2	2.04	0.57
1:C:80:ARG:HH11	1:C:80:ARG:CB	2.16	0.57
1:C:117:ALA:HB3	1:C:145:PHE:HE1	1.69	0.57
1:E:68:ARG:HH21	1:F:26:ARG:HH12	1.51	0.57
1:F:123:LEU:HD13	1:F:153:ALA:HA	1.86	0.57
1:B:63:ALA:HB2	1:B:81:ARG:NH1	2.20	0.57
1:C:226:TRP:CD1	1:C:235:GLU:HG3	2.40	0.57
1:E:153:ALA:HB1	1:E:158:VAL:HB	1.86	0.57
1:A:295:GLU:O	1:A:299:VAL:HG22	2.05	0.57
1:F:164:VAL:HG23	1:F:191:PHE:O	2.04	0.57
1:D:164:VAL:HG23	1:D:191:PHE:O	2.04	0.56
1:B:45:ARG:HH11	1:B:291:ALA:HB3	1.71	0.56
1:C:45:ARG:NH1	1:C:291:ALA:O	2.37	0.56
1:A:184:LEU:HD12	1:A:184:LEU:O	2.05	0.56
1:B:166:TYR:CZ	1:B:168:GLN:HA	2.41	0.56
1:E:127:ARG:HA	1:E:127:ARG:HH11	1.70	0.56
1:F:45:ARG:NH1	1:F:291:ALA:O	2.37	0.56
1:F:195:GLU:O	1:F:199:LEU:HB2	2.05	0.56
1:A:68:ARG:NH2	1:B:26:ARG:NH2	2.42	0.56
1:F:80:ARG:HH11	1:F:80:ARG:CB	2.17	0.56
1:C:63:ALA:HB2	1:C:81:ARG:NH1	2.20	0.56
1:C:104:TYR:CD1	1:D:104:TYR:HB3	2.40	0.56
1:B:1:MET:O	1:B:49:LYS:HD3	2.06	0.56
1:C:127:ARG:HH11	1:C:127:ARG:HA	1.70	0.56
1:E:193:SER:OG	1:E:196:GLU:HG3	2.05	0.56
1:B:153:ALA:HB1	1:B:158:VAL:HB	1.88	0.56
1:C:130:HIS:O	1:C:131:LEU:HD23	2.06	0.56
1:A:45:ARG:NH1	1:A:291:ALA:O	2.38	0.56
1:A:226:TRP:CD1	1:A:235:GLU:HG3	2.41	0.56
1:E:295:GLU:HA	1:E:298:GLU:HG3	1.87	0.56
1:A:117:ALA:HB3	1:A:145:PHE:HE1	1.70	0.56
1:A:174:GLU:OE2	1:A:174:GLU:N	2.39	0.56
1:B:295:GLU:HA	1:B:298:GLU:HG3	1.88	0.56
1:F:117:ALA:HB3	1:F:145:PHE:HE1	1.71	0.56
1:A:123:LEU:HD13	1:A:153:ALA:HA	1.88	0.55
1:D:295:GLU:O	1:D:299:VAL:HG22	2.07	0.55
1:B:184:LEU:O	1:B:184:LEU:HD12	2.06	0.55
1:D:130:HIS:O	1:D:131:LEU:HD23	2.07	0.55

Continued on next page...

Continued from previous page...

Atom-1	Atom-2	Interatomic distance (Å)	Clash overlap (Å)
1:F:295:GLU:HA	1:F:298:GLU:HG3	1.89	0.55
1:B:152:GLU:HG3	1:B:156:ARG:NH2	2.20	0.55
1:C:29:GLU:OE1	1:C:285:ARG:NH1	2.38	0.55
1:C:61:LEU:O	1:C:65:VAL:HG23	2.07	0.55
1:D:253:PHE:CD1	1:D:274:ALA:HB1	2.41	0.55
1:B:195:GLU:O	1:B:199:LEU:HB2	2.06	0.55
1:C:39:VAL:HG13	1:C:255:ALA:HB2	1.89	0.55
1:C:123:LEU:HD13	1:C:153:ALA:HA	1.88	0.55
1:D:166:TYR:CZ	1:D:168:GLN:HA	2.42	0.55
1:E:173:PRO:HB2	1:E:177:ARG:HH21	1.72	0.55
1:F:61:LEU:O	1:F:65:VAL:HG23	2.06	0.55
1:A:23:ARG:H	1:B:60:GLU:HB3	1.72	0.55
1:B:174:GLU:N	1:B:174:GLU:OE2	2.40	0.55
1:F:89:TYR:C	1:F:90:LEU:HD12	2.27	0.55
1:D:173:PRO:HB2	1:D:177:ARG:HH21	1.71	0.55
1:D:226:TRP:CD1	1:D:235:GLU:HG3	2.42	0.55
1:C:104:TYR:CZ	1:D:88:LEU:HD23	2.41	0.55
1:F:45:ARG:HH11	1:F:291:ALA:HB3	1.70	0.55
1:A:29:GLU:OE1	1:A:285:ARG:NH1	2.40	0.54
1:A:164:VAL:HG23	1:A:191:PHE:O	2.07	0.54
1:B:123:LEU:HD13	1:B:153:ALA:HA	1.89	0.54
1:D:123:LEU:HD13	1:D:153:ALA:HA	1.89	0.54
1:E:123:LEU:HD13	1:E:153:ALA:HA	1.89	0.54
1:F:253:PHE:CD1	1:F:274:ALA:HB1	2.43	0.54
1:A:127:ARG:HH11	1:A:127:ARG:HA	1.71	0.54
1:C:285:ARG:O	1:C:289:GLU:HB2	2.08	0.54
1:A:26:ARG:HH22	1:B:68:ARG:HH21	1.56	0.54
1:E:195:GLU:O	1:E:199:LEU:HB2	2.06	0.54
1:E:295:GLU:O	1:E:299:VAL:HG22	2.07	0.54
1:F:127:ARG:HH11	1:F:127:ARG:HA	1.71	0.54
1:A:119:ASP:OD2	1:E:80:ARG:CZ	2.56	0.54
1:C:117:ALA:HB3	1:C:145:PHE:CE1	2.42	0.54
1:D:45:ARG:NH1	1:D:291:ALA:O	2.38	0.54
1:C:26:ARG:HA	1:D:30:VAL:HB	1.90	0.54
1:D:117:ALA:HB3	1:D:145:PHE:HE1	1.73	0.54
1:F:174:GLU:OE2	1:F:174:GLU:N	2.41	0.54
1:B:295:GLU:O	1:B:299:VAL:HG22	2.07	0.54
1:C:253:PHE:CD1	1:C:274:ALA:HB1	2.43	0.54
1:B:192:LEU:CD1	1:B:196:GLU:HB2	2.38	0.54
1:D:1:MET:O	1:D:49:LYS:HD3	2.08	0.54
1:B:252:ALA:HB2	1:B:281:VAL:HG21	1.91	0.53

Continued on next page...

Continued from previous page...

Atom-1	Atom-2	Interatomic distance (Å)	Clash overlap (Å)
1:B:34:GLY:O	1:B:35:ALA:C	2.46	0.53
1:C:295:GLU:O	1:C:299:VAL:HG22	2.07	0.53
1:B:245:ASP:OD1	1:B:247:VAL:HG23	2.08	0.53
1:D:117:ALA:HB3	1:D:145:PHE:CE1	2.43	0.53
1:F:152:GLU:HG3	1:F:156:ARG:NH2	2.23	0.53
1:C:195:GLU:O	1:C:199:LEU:HB2	2.09	0.53
1:B:15:VAL:HG22	1:B:91:ARG:HB3	1.91	0.53
1:C:23:ARG:CA	1:D:64:MET:HE3	2.34	0.53
1:F:117:ALA:HB3	1:F:145:PHE:CE1	2.42	0.53
1:D:285:ARG:O	1:D:289:GLU:HB2	2.08	0.53
1:E:29:GLU:OE1	1:E:285:ARG:NH1	2.40	0.53
1:F:39:VAL:HG13	1:F:255:ALA:HB2	1.91	0.53
1:A:117:ALA:HB3	1:A:145:PHE:CE1	2.43	0.53
1:C:90:LEU:CD2	1:D:61:LEU:HD11	2.39	0.53
1:D:192:LEU:CD1	1:D:196:GLU:HB2	2.38	0.53
1:E:285:ARG:O	1:E:289:GLU:HB2	2.09	0.53
1:B:117:ALA:HB3	1:B:145:PHE:HE1	1.74	0.53
1:C:64:MET:HE2	1:D:23:ARG:O	2.09	0.53
1:E:117:ALA:HB3	1:E:145:PHE:HE1	1.74	0.53
1:F:130:HIS:O	1:F:131:LEU:HD23	2.08	0.53
1:A:39:VAL:HG13	1:A:255:ALA:HB2	1.90	0.53
1:A:130:HIS:O	1:A:131:LEU:HD23	2.08	0.53
1:D:295:GLU:HA	1:D:298:GLU:HG3	1.90	0.53
1:B:173:PRO:HB2	1:B:177:ARG:HH21	1.74	0.53
1:F:258:LEU:O	1:F:262:VAL:HG23	2.09	0.53
1:C:21:HIS:HD2	1:D:60:GLU:OE2	1.92	0.52
1:E:226:TRP:CD1	1:E:235:GLU:HG3	2.43	0.52
1:C:21:HIS:HD2	1:D:60:GLU:CD	2.12	0.52
1:E:174:GLU:N	1:E:174:GLU:OE2	2.42	0.52
1:C:174:GLU:N	1:C:174:GLU:OE2	2.43	0.52
1:D:252:ALA:HB2	1:D:281:VAL:HG21	1.91	0.52
1:A:245:ASP:OD1	1:A:247:VAL:HG23	2.08	0.52
1:E:45:ARG:HH11	1:E:291:ALA:HB3	1.74	0.52
1:B:226:TRP:CD1	1:B:235:GLU:HG3	2.44	0.52
1:D:192:LEU:HD11	1:D:196:GLU:HB2	1.91	0.52
1:B:127:ARG:HA	1:B:127:ARG:HH11	1.74	0.52
1:E:253:PHE:CD1	1:E:274:ALA:HB1	2.45	0.52
1:B:253:PHE:HE1	1:B:275:ASN:HD22	1.57	0.52
1:C:15:VAL:HG22	1:C:91:ARG:HB3	1.91	0.52
1:F:245:ASP:OD1	1:F:247:VAL:HG23	2.09	0.52
1:A:15:VAL:HG22	1:A:91:ARG:HB3	1.90	0.52

Continued on next page...

Continued from previous page...

Atom-1	Atom-2	Interatomic distance (Å)	Clash overlap (Å)
1:E:45:ARG:NH1	1:E:291:ALA:O	2.41	0.52
1:B:45:ARG:NH1	1:B:291:ALA:HB3	2.24	0.52
1:A:63:ALA:HB2	1:A:81:ARG:NH1	2.24	0.51
1:B:117:ALA:HB3	1:B:145:PHE:CE1	2.46	0.51
1:B:164:VAL:HG23	1:B:191:PHE:O	2.10	0.51
1:E:61:LEU:O	1:E:65:VAL:HG23	2.10	0.51
1:F:230:ASP:C	1:F:232:ARG:H	2.14	0.51
1:D:6:THR:HG23	1:D:52:PHE:HD1	1.75	0.51
1:D:127:ARG:HH11	1:D:127:ARG:CA	2.24	0.51
1:F:295:GLU:O	1:F:299:VAL:HG22	2.10	0.51
1:A:230:ASP:C	1:A:232:ARG:H	2.14	0.51
1:E:34:GLY:O	1:E:35:ALA:C	2.48	0.51
1:E:117:ALA:HB3	1:E:145:PHE:CE1	2.46	0.51
1:E:166:TYR:CZ	1:E:168:GLN:HA	2.45	0.51
1:F:45:ARG:NH1	1:F:291:ALA:HB3	2.26	0.51
1:F:226:TRP:CD1	1:F:235:GLU:HG3	2.46	0.51
1:F:192:LEU:CD1	1:F:196:GLU:HB2	2.41	0.51
1:A:22:LEU:HB3	1:B:60:GLU:HB2	1.93	0.51
1:A:60:GLU:CG	1:B:102:PHE:CZ	2.93	0.51
1:C:102:PHE:HZ	1:D:60:GLU:HG2	1.76	0.51
1:C:166:TYR:CZ	1:C:168:GLN:HA	2.46	0.51
1:C:89:TYR:C	1:C:90:LEU:HD12	2.31	0.51
1:E:135:THR:N	1:E:136:PRO:HD2	2.24	0.51
1:E:138:LEU:HD23	1:E:170:LEU:HD13	1.92	0.51
1:F:166:TYR:CZ	1:F:168:GLN:HA	2.46	0.51
1:F:260:GLY:O	1:F:265:LEU:HG	2.11	0.51
1:B:228:PHE:N	1:B:228:PHE:CD2	2.79	0.51
1:F:260:GLY:HA2	1:F:265:LEU:HD12	1.93	0.51
1:A:1:MET:O	1:A:49:LYS:HD3	2.11	0.50
1:C:192:LEU:CD1	1:C:196:GLU:HB2	2.41	0.50
1:E:1:MET:O	1:E:49:LYS:HD3	2.11	0.50
1:B:253:PHE:CD1	1:B:274:ALA:HB1	2.46	0.50
1:C:104:TYR:HB3	1:D:104:TYR:CD1	2.46	0.50
1:A:199:LEU:HD23	1:A:199:LEU:O	2.11	0.50
1:B:6:THR:HG23	1:B:52:PHE:HD1	1.75	0.50
1:C:102:PHE:CE2	1:D:59:ASP:CB	2.95	0.50
1:F:229:VAL:O	1:F:232:ARG:HB3	2.12	0.50
1:C:199:LEU:HD23	1:C:199:LEU:O	2.12	0.50
1:F:15:VAL:HG22	1:F:91:ARG:HB3	1.93	0.50
1:A:119:ASP:HB2	1:E:80:ARG:HH21	1.76	0.50
1:D:45:ARG:HH11	1:D:291:ALA:HB3	1.76	0.50

Continued on next page...

Continued from previous page...

Atom-1	Atom-2	Interatomic distance (Å)	Clash overlap (Å)
1:A:6:THR:HG23	1:A:52:PHE:HD1	1.76	0.50
1:A:189:LEU:HD13	1:A:215:GLU:HB3	1.94	0.50
1:A:253:PHE:CD1	1:A:274:ALA:HB1	2.46	0.50
1:B:189:LEU:HD13	1:B:215:GLU:HB3	1.92	0.50
1:D:39:VAL:HG13	1:D:255:ALA:HB2	1.94	0.50
1:D:229:VAL:O	1:D:232:ARG:HB3	2.12	0.50
1:F:192:LEU:HD11	1:F:196:GLU:HB2	1.92	0.50
1:A:34:GLY:O	1:A:35:ALA:C	2.48	0.49
1:C:138:LEU:HD23	1:C:170:LEU:HD13	1.92	0.49
1:C:230:ASP:C	1:C:232:ARG:H	2.15	0.49
1:D:230:ASP:C	1:D:232:ARG:H	2.15	0.49
1:F:173:PRO:HB2	1:F:177:ARG:HH21	1.77	0.49
1:D:61:LEU:O	1:D:65:VAL:HG23	2.12	0.49
1:E:15:VAL:HG22	1:E:91:ARG:HB3	1.93	0.49
1:F:285:ARG:O	1:F:289:GLU:HB2	2.12	0.49
1:C:45:ARG:HH11	1:C:291:ALA:HB3	1.77	0.49
1:C:260:GLY:O	1:C:265:LEU:HG	2.11	0.49
1:D:189:LEU:HD13	1:D:215:GLU:HB3	1.93	0.49
1:A:257:TYR:CE1	1:A:270:ARG:CB	2.95	0.49
1:E:23:ARG:N	1:F:60:GLU:HB3	2.28	0.49
1:A:296:ASP:O	1:A:299:VAL:HG23	2.12	0.49
1:B:192:LEU:HD11	1:B:196:GLU:HB2	1.93	0.49
1:D:34:GLY:O	1:D:35:ALA:C	2.51	0.49
1:D:260:GLY:HA2	1:D:265:LEU:HD12	1.93	0.49
1:E:127:ARG:HH11	1:E:127:ARG:CA	2.26	0.49
1:E:230:ASP:C	1:E:232:ARG:H	2.16	0.49
1:A:228:PHE:N	1:A:228:PHE:CD2	2.81	0.49
1:D:245:ASP:OD1	1:D:247:VAL:HG23	2.12	0.49
1:E:260:GLY:HA2	1:E:265:LEU:HD12	1.94	0.49
1:A:133:GLY:HA3	1:A:164:VAL:O	2.12	0.49
1:B:39:VAL:HG13	1:B:255:ALA:HB2	1.95	0.49
1:C:104:TYR:CE2	1:D:88:LEU:HD23	2.47	0.49
1:C:133:GLY:HA3	1:C:164:VAL:O	2.12	0.49
1:A:195:GLU:O	1:A:199:LEU:HB2	2.13	0.49
1:F:138:LEU:HD23	1:F:170:LEU:HD13	1.93	0.49
1:C:27:LEU:HD23	1:D:28:LEU:O	2.11	0.49
1:C:192:LEU:HD11	1:C:196:GLU:HB2	1.94	0.49
1:A:26:ARG:HH12	1:B:68:ARG:HH21	1.61	0.49
1:A:173:PRO:HB2	1:A:177:ARG:HH21	1.78	0.49
1:B:229:VAL:O	1:B:232:ARG:HB3	2.12	0.49
1:B:34:GLY:O	1:B:37:VAL:N	2.46	0.48

Continued on next page...

Continued from previous page...

Atom-1	Atom-2	Interatomic distance (Å)	Clash overlap (Å)
1:B:50:VAL:HG22	1:B:51:GLY:N	2.28	0.48
1:B:133:GLY:HA3	1:B:164:VAL:O	2.12	0.48
1:B:148:TRP:NE1	1:D:83:PRO:CG	2.76	0.48
1:E:189:LEU:HD13	1:E:215:GLU:HB3	1.95	0.48
1:F:90:LEU:N	1:F:90:LEU:CD1	2.75	0.48
1:F:257:TYR:CE1	1:F:270:ARG:CB	2.95	0.48
1:B:260:GLY:HA2	1:B:265:LEU:HD12	1.94	0.48
1:B:148:TRP:NE1	1:D:83:PRO:HG3	2.28	0.48
1:C:127:ARG:HB3	1:C:127:ARG:CZ	2.43	0.48
1:C:253:PHE:HE1	1:C:275:ASN:ND2	2.11	0.48
1:C:257:TYR:CE1	1:C:270:ARG:CB	2.96	0.48
1:D:15:VAL:HG22	1:D:91:ARG:HB3	1.94	0.48
1:E:127:ARG:HB3	1:E:127:ARG:CZ	2.43	0.48
1:F:199:LEU:HD23	1:F:199:LEU:O	2.13	0.48
1:B:230:ASP:C	1:B:232:ARG:H	2.17	0.48
1:D:135:THR:N	1:D:136:PRO:HD2	2.29	0.48
1:E:27:LEU:HD23	1:F:28:LEU:O	2.13	0.48
1:E:89:TYR:C	1:E:90:LEU:HD12	2.33	0.48
1:A:45:ARG:HH11	1:A:291:ALA:HB3	1.79	0.48
1:B:171:TRP:CD1	1:B:171:TRP:N	2.81	0.48
1:C:6:THR:HG23	1:C:52:PHE:HD1	1.78	0.48
1:D:138:LEU:HD23	1:D:170:LEU:HD13	1.94	0.48
1:B:61:LEU:O	1:B:65:VAL:HG23	2.14	0.48
1:B:89:TYR:C	1:B:90:LEU:HD12	2.32	0.48
1:B:227:ALA:O	1:B:233:ARG:HA	2.14	0.48
1:C:127:ARG:HH11	1:C:127:ARG:CA	2.26	0.48
1:E:253:PHE:HE1	1:E:275:ASN:ND2	2.11	0.48
1:A:295:GLU:HA	1:A:298:GLU:CG	2.43	0.48
1:B:116:GLY:HA2	1:B:148:TRP:CH2	2.48	0.48
1:D:222:ALA:O	1:D:238:ALA:HB1	2.13	0.48
1:A:89:TYR:C	1:A:90:LEU:HD12	2.34	0.48
1:F:34:GLY:O	1:F:35:ALA:C	2.51	0.48
1:F:189:LEU:HD13	1:F:215:GLU:HB3	1.94	0.48
1:C:245:ASP:OD1	1:C:247:VAL:HG23	2.13	0.48
1:B:296:ASP:O	1:B:299:VAL:HG23	2.15	0.47
1:C:91:ARG:HD2	1:C:247:VAL:HG21	1.95	0.47
1:E:127:ARG:NH1	1:E:127:ARG:CB	2.76	0.47
1:F:50:VAL:HG22	1:F:51:GLY:N	2.29	0.47
1:A:253:PHE:HE1	1:A:275:ASN:ND2	2.11	0.47
1:C:230:ASP:O	1:C:232:ARG:N	2.48	0.47
1:C:252:ALA:HB2	1:C:281:VAL:HG21	1.95	0.47

Continued on next page...

Continued from previous page...

Atom-1	Atom-2	Interatomic distance (Å)	Clash overlap (Å)
1:E:39:VAL:HG13	1:E:255:ALA:HB2	1.96	0.47
1:E:91:ARG:HD2	1:E:247:VAL:HG21	1.96	0.47
1:E:230:ASP:O	1:E:232:ARG:N	2.47	0.47
1:A:192:LEU:CD1	1:A:196:GLU:HB2	2.45	0.47
1:C:23:ARG:C	1:D:64:MET:HE2	2.34	0.47
1:D:17:GLN:O	1:D:285:ARG:NH2	2.48	0.47
1:E:23:ARG:HB3	1:F:60:GLU:OE2	2.14	0.47
1:C:171:TRP:CD1	1:C:171:TRP:N	2.82	0.47
1:A:280:SER:OG	1:A:290:GLY:O	2.21	0.47
1:C:173:PRO:HB2	1:C:177:ARG:HH21	1.79	0.47
1:D:174:GLU:OE2	1:D:174:GLU:N	2.48	0.47
1:D:228:PHE:CD2	1:D:228:PHE:N	2.82	0.47
1:E:245:ASP:OD1	1:E:247:VAL:HG23	2.14	0.47
1:F:127:ARG:HH11	1:F:127:ARG:CA	2.26	0.47
1:C:4:VAL:O	1:C:50:VAL:HA	2.14	0.47
1:A:252:ALA:HB2	1:A:281:VAL:HG21	1.96	0.47
1:A:285:ARG:O	1:A:289:GLU:HB2	2.13	0.47
1:C:1:MET:O	1:C:49:LYS:HD3	2.15	0.47
1:D:230:ASP:O	1:D:232:ARG:N	2.48	0.47
1:F:6:THR:HG23	1:F:52:PHE:HD1	1.78	0.47
1:F:127:ARG:HB3	1:F:127:ARG:CZ	2.44	0.47
1:F:253:PHE:HE1	1:F:275:ASN:ND2	2.13	0.47
1:A:135:THR:N	1:A:136:PRO:HD2	2.30	0.47
1:A:227:ALA:O	1:A:233:ARG:HA	2.14	0.47
1:B:138:LEU:HD23	1:B:170:LEU:HD13	1.96	0.47
1:B:222:ALA:O	1:B:238:ALA:HB1	2.15	0.47
1:D:50:VAL:HG22	1:D:51:GLY:N	2.30	0.47
1:D:258:LEU:O	1:D:262:VAL:HG23	2.14	0.47
1:E:192:LEU:HD11	1:E:196:GLU:HB2	1.96	0.47
1:E:229:VAL:O	1:E:232:ARG:HB3	2.14	0.47
1:B:260:GLY:O	1:B:265:LEU:HG	2.15	0.47
1:C:23:ARG:CA	1:D:64:MET:HB2	2.45	0.47
1:C:90:LEU:N	1:C:90:LEU:CD1	2.78	0.47
1:A:116:GLY:CA	1:E:83:PRO:HG2	2.45	0.47
1:C:88:LEU:HD23	1:D:104:TYR:CE2	2.50	0.47
1:C:228:PHE:N	1:C:228:PHE:CD2	2.83	0.47
1:D:257:TYR:CE1	1:D:270:ARG:CB	2.97	0.47
1:E:45:ARG:NH1	1:E:291:ALA:HB3	2.30	0.47
1:F:252:ALA:HB2	1:F:281:VAL:HG21	1.96	0.47
1:A:61:LEU:O	1:A:65:VAL:HG23	2.15	0.46
1:A:257:TYR:OH	1:A:267:VAL:HG13	2.15	0.46

Continued on next page...

Continued from previous page...

Atom-1	Atom-2	Interatomic distance (Å)	Clash overlap (Å)
1:C:50:VAL:HG22	1:C:51:GLY:N	2.30	0.46
1:C:227:ALA:O	1:C:233:ARG:HA	2.15	0.46
1:E:90:LEU:N	1:E:90:LEU:CD1	2.78	0.46
1:B:285:ARG:O	1:B:289:GLU:HB2	2.15	0.46
1:E:127:ARG:HH11	1:E:127:ARG:CB	2.28	0.46
1:E:228:PHE:N	1:E:228:PHE:CD2	2.84	0.46
1:A:127:ARG:HH11	1:A:127:ARG:CA	2.29	0.46
1:A:230:ASP:C	1:A:232:ARG:N	2.68	0.46
1:D:91:ARG:HD2	1:D:247:VAL:HG21	1.98	0.46
1:E:252:ALA:HB2	1:E:281:VAL:HG21	1.97	0.46
1:A:34:GLY:O	1:A:37:VAL:N	2.49	0.46
1:E:119:ASP:HA	1:E:120:PRO:HD3	1.83	0.46
1:F:127:ARG:HH11	1:F:127:ARG:CB	2.29	0.46
1:A:4:VAL:O	1:A:50:VAL:HA	2.15	0.46
1:A:50:VAL:HG22	1:A:51:GLY:N	2.31	0.46
1:C:258:LEU:O	1:C:262:VAL:HG23	2.15	0.46
1:D:45:ARG:NH1	1:D:291:ALA:HB3	2.30	0.46
1:D:89:TYR:C	1:D:90:LEU:HD12	2.36	0.46
1:E:6:THR:HG23	1:E:52:PHE:HD1	1.79	0.46
1:F:135:THR:N	1:F:136:PRO:HD2	2.30	0.46
1:A:230:ASP:O	1:A:232:ARG:N	2.49	0.46
1:B:90:LEU:N	1:B:90:LEU:CD1	2.78	0.46
1:B:135:THR:N	1:B:136:PRO:HD2	2.30	0.46
1:C:127:ARG:HH11	1:C:127:ARG:CB	2.29	0.46
1:E:171:TRP:CD1	1:E:171:TRP:N	2.83	0.46
1:E:192:LEU:CD1	1:E:196:GLU:HB2	2.45	0.46
1:E:227:ALA:O	1:E:233:ARG:HA	2.15	0.46
1:E:260:GLY:O	1:E:265:LEU:HG	2.15	0.46
1:A:192:LEU:HD11	1:A:196:GLU:HB2	1.97	0.46
1:C:34:GLY:O	1:C:35:ALA:C	2.53	0.46
1:C:60:GLU:OE1	1:D:21:HIS:HD2	1.99	0.46
1:D:127:ARG:HB3	1:D:127:ARG:CZ	2.45	0.46
1:D:173:PRO:HD2	1:D:174:GLU:OE2	2.15	0.46
1:B:257:TYR:CE1	1:B:270:ARG:CB	2.96	0.46
1:C:189:LEU:HD13	1:C:215:GLU:HB3	1.97	0.46
1:C:222:ALA:O	1:C:238:ALA:HB1	2.16	0.46
1:C:260:GLY:HA2	1:C:265:LEU:HD12	1.97	0.46
1:E:295:GLU:HA	1:E:298:GLU:CG	2.45	0.46
1:F:230:ASP:O	1:F:232:ARG:N	2.49	0.46
1:A:26:ARG:HH22	1:B:68:ARG:NH2	2.14	0.45
1:A:142:ALA:O	1:A:145:PHE:HB3	2.16	0.45

Continued on next page...

Continued from previous page...

Atom-1	Atom-2	Interatomic distance (Å)	Clash overlap (Å)
1:C:127:ARG:NH1	1:C:127:ARG:CB	2.77	0.45
1:A:229:VAL:O	1:A:232:ARG:HB3	2.15	0.45
1:A:91:ARG:HH11	1:A:247:VAL:HG11	1.81	0.45
1:C:229:VAL:O	1:C:232:ARG:HB3	2.16	0.45
1:D:27:LEU:HD23	1:D:27:LEU:HA	1.67	0.45
1:D:127:ARG:HH11	1:D:127:ARG:CB	2.29	0.45
1:E:94:LEU:HG	1:E:98:GLN:O	2.16	0.45
1:F:127:ARG:NH1	1:F:127:ARG:CB	2.77	0.45
1:E:34:GLY:O	1:E:37:VAL:N	2.50	0.45
1:E:184:LEU:HD12	1:E:184:LEU:C	2.36	0.45
1:E:258:LEU:O	1:E:262:VAL:HG23	2.15	0.45
1:F:4:VAL:O	1:F:50:VAL:HA	2.17	0.45
1:F:295:GLU:HA	1:F:298:GLU:CG	2.46	0.45
1:C:28:LEU:O	1:D:27:LEU:HD23	2.16	0.45
1:D:199:LEU:HD23	1:D:199:LEU:O	2.17	0.45
1:E:26:ARG:HH12	1:F:68:ARG:HH21	1.63	0.45
1:F:228:PHE:N	1:F:228:PHE:CD2	2.83	0.45
1:B:91:ARG:HH11	1:B:247:VAL:HG11	1.82	0.45
1:A:258:LEU:O	1:A:262:VAL:HG23	2.17	0.45
1:E:228:PHE:CZ	1:E:233:ARG:HD2	2.52	0.45
1:E:247:VAL:HG12	1:E:247:VAL:O	2.16	0.45
1:E:257:TYR:OH	1:E:267:VAL:HG13	2.17	0.45
1:F:230:ASP:C	1:F:232:ARG:N	2.70	0.45
1:A:90:LEU:N	1:A:90:LEU:CD1	2.80	0.45
1:C:27:LEU:HD22	1:D:27:LEU:HD22	1.99	0.45
1:C:137:ALA:HB2	1:C:171:TRP:CZ2	2.52	0.45
1:C:296:ASP:O	1:C:299:VAL:HG23	2.17	0.45
1:D:230:ASP:C	1:D:232:ARG:N	2.71	0.45
1:D:276:LEU:HD12	1:D:276:LEU:HA	1.86	0.45
1:B:199:LEU:HD23	1:B:199:LEU:O	2.17	0.45
1:D:9:GLU:OE2	1:D:108:SER:OG	2.35	0.45
1:D:184:LEU:HD12	1:D:184:LEU:C	2.37	0.45
1:E:257:TYR:CE1	1:E:270:ARG:CB	3.00	0.45
1:F:9:GLU:OE2	1:F:108:SER:OG	2.34	0.45
1:F:133:GLY:HA3	1:F:164:VAL:O	2.17	0.45
1:A:260:GLY:HA2	1:A:265:LEU:HD12	1.99	0.44
1:B:258:LEU:O	1:B:262:VAL:HG23	2.16	0.44
1:F:91:ARG:HH11	1:F:247:VAL:HG11	1.82	0.44
1:A:215:GLU:HG3	1:A:229:VAL:HG13	1.99	0.44
1:B:17:GLN:O	1:B:285:ARG:NH2	2.50	0.44
1:B:119:ASP:OD1	1:B:121:ASP:HB2	2.18	0.44

Continued on next page...

Continued from previous page...

Atom-1	Atom-2	Interatomic distance (Å)	Clash overlap (Å)
1:C:27:LEU:HD23	1:C:27:LEU:HA	1.71	0.44
1:D:94:LEU:HG	1:D:98:GLN:O	2.17	0.44
1:D:171:TRP:N	1:D:171:TRP:CD1	2.84	0.44
1:D:203:ARG:C	1:D:205:GLU:N	2.71	0.44
1:F:293:TYR:O	1:F:296:ASP:HB2	2.18	0.44
1:C:23:ARG:O	1:D:64:MET:HG3	2.18	0.44
1:C:295:GLU:HA	1:C:298:GLU:CG	2.46	0.44
1:D:90:LEU:N	1:D:90:LEU:CD1	2.81	0.44
1:F:91:ARG:HD2	1:F:247:VAL:HG21	2.00	0.44
1:C:61:LEU:HD11	1:D:90:LEU:HD22	1.99	0.44
1:C:230:ASP:C	1:C:232:ARG:N	2.71	0.44
1:D:260:GLY:O	1:D:265:LEU:HG	2.17	0.44
1:F:257:TYR:OH	1:F:267:VAL:HG13	2.17	0.44
1:A:222:ALA:O	1:A:238:ALA:HB1	2.18	0.44
1:B:295:GLU:HA	1:B:298:GLU:CG	2.47	0.44
1:E:50:VAL:HG22	1:E:51:GLY:N	2.31	0.44
1:D:133:GLY:HA3	1:D:164:VAL:O	2.18	0.44
1:B:4:VAL:O	1:B:50:VAL:HA	2.17	0.44
1:C:234:VAL:HG21	1:C:268:GLU:OE1	2.18	0.44
1:E:68:ARG:HH21	1:F:26:ARG:NH2	2.13	0.44
1:B:203:ARG:HE	1:B:203:ARG:HB2	1.65	0.44
1:D:296:ASP:O	1:D:299:VAL:HG23	2.18	0.44
1:A:91:ARG:HD2	1:A:247:VAL:HG21	2.00	0.44
1:F:171:TRP:N	1:F:171:TRP:CD1	2.83	0.44
1:F:253:PHE:CE1	1:F:274:ALA:CB	3.01	0.44
1:D:227:ALA:O	1:D:233:ARG:HA	2.18	0.43
1:D:257:TYR:OH	1:D:267:VAL:HG13	2.18	0.43
1:E:133:GLY:HA3	1:E:164:VAL:O	2.17	0.43
1:A:5:VAL:O	1:A:129:LEU:HA	2.19	0.43
1:A:101:VAL:CG1	1:A:102:PHE:N	2.81	0.43
1:B:142:ALA:O	1:B:145:PHE:HB3	2.18	0.43
1:C:1:MET:CE	1:C:125:GLY:HA3	2.48	0.43
1:D:295:GLU:HA	1:D:298:GLU:CG	2.48	0.43
1:F:1:MET:O	1:F:49:LYS:HD3	2.18	0.43
1:B:127:ARG:HB3	1:B:127:ARG:CZ	2.48	0.43
1:C:257:TYR:OH	1:C:267:VAL:HG13	2.18	0.43
1:D:76:LEU:HB3	1:D:79:PHE:HB3	2.00	0.43
1:D:253:PHE:HE1	1:D:275:ASN:ND2	2.16	0.43
1:E:230:ASP:C	1:E:232:ARG:N	2.70	0.43
1:B:27:LEU:HD23	1:B:27:LEU:HA	1.70	0.43
1:B:230:ASP:C	1:B:232:ARG:N	2.71	0.43

Continued on next page...

Continued from previous page...

Atom-1	Atom-2	Interatomic distance (Å)	Clash overlap (Å)
1:F:253:PHE:CE1	1:F:274:ALA:HB1	2.53	0.43
1:A:232:ARG:NH2	1:A:268:GLU:OE1	2.51	0.43
1:C:135:THR:N	1:C:136:PRO:HD2	2.33	0.43
1:C:215:GLU:HG3	1:C:229:VAL:HG13	2.01	0.43
1:C:228:PHE:CZ	1:C:233:ARG:HD2	2.52	0.43
1:E:27:LEU:HD23	1:E:27:LEU:HA	1.67	0.43
1:A:45:ARG:NH1	1:A:291:ALA:HB3	2.34	0.43
1:A:119:ASP:HA	1:A:120:PRO:HD3	1.83	0.43
1:E:68:ARG:HH21	1:F:26:ARG:NH1	2.15	0.43
1:A:9:GLU:HA	1:A:10:PRO:HD3	1.87	0.43
1:C:21:HIS:HD2	1:D:60:GLU:OE1	2.01	0.43
1:C:253:PHE:CE1	1:C:274:ALA:HB1	2.53	0.43
1:D:253:PHE:CE1	1:D:274:ALA:CB	3.01	0.43
1:D:1:MET:CE	1:D:125:GLY:HA3	2.49	0.43
1:D:253:PHE:CE1	1:D:274:ALA:HB1	2.53	0.43
1:A:94:LEU:HG	1:A:98:GLN:O	2.19	0.43
1:B:9:GLU:OE2	1:B:108:SER:OG	2.35	0.43
1:C:253:PHE:CE1	1:C:274:ALA:CB	3.02	0.43
1:F:276:LEU:HD12	1:F:276:LEU:HA	1.87	0.43
1:A:1:MET:CE	1:A:125:GLY:HA3	2.49	0.43
1:A:203:ARG:C	1:A:205:GLU:N	2.72	0.43
1:A:260:GLY:O	1:A:265:LEU:HG	2.19	0.43
1:B:203:ARG:C	1:B:205:GLU:N	2.71	0.43
1:B:276:LEU:HA	1:B:276:LEU:HD12	1.83	0.43
1:C:184:LEU:HD12	1:C:184:LEU:C	2.39	0.43
1:E:32:VAL:O	1:E:288:HIS:CE1	2.72	0.43
1:A:293:TYR:O	1:A:296:ASP:HB2	2.19	0.42
1:C:45:ARG:NH1	1:C:291:ALA:HB3	2.33	0.42
1:E:119:ASP:OD1	1:E:121:ASP:HB2	2.19	0.42
1:F:227:ALA:O	1:F:233:ARG:HA	2.19	0.42
1:A:119:ASP:HB2	1:E:80:ARG:CZ	2.49	0.42
1:A:171:TRP:CD1	1:A:171:TRP:N	2.84	0.42
1:B:293:TYR:O	1:B:296:ASP:HB2	2.19	0.42
1:D:34:GLY:O	1:D:37:VAL:N	2.52	0.42
1:E:271:LEU:O	1:E:272:ARG:C	2.58	0.42
1:F:222:ALA:O	1:F:238:ALA:HB1	2.19	0.42
1:A:192:LEU:O	1:A:218:LEU:HA	2.19	0.42
1:A:276:LEU:HA	1:A:276:LEU:HD12	1.85	0.42
1:B:183:ALA:C	1:B:185:PRO:HD2	2.40	0.42
1:B:230:ASP:O	1:B:232:ARG:N	2.52	0.42
1:C:102:PHE:CZ	1:D:60:GLU:HG2	2.54	0.42

Continued on next page...

Continued from previous page...

Atom-1	Atom-2	Interatomic distance (Å)	Clash overlap (Å)
1:D:137:ALA:HB2	1:D:171:TRP:CZ2	2.54	0.42
1:D:234:VAL:HG21	1:D:268:GLU:OE1	2.19	0.42
1:E:76:LEU:HB3	1:E:79:PHE:HB3	2.02	0.42
1:E:91:ARG:HH11	1:E:247:VAL:HG11	1.85	0.42
1:A:127:ARG:HB3	1:A:127:ARG:CZ	2.49	0.42
1:A:196:GLU:O	1:A:200:LEU:HD12	2.20	0.42
1:B:19:PRO:HA	1:B:93:TYR:HD1	1.84	0.42
1:C:9:GLU:OE2	1:C:108:SER:OG	2.37	0.42
1:C:203:ARG:C	1:C:205:GLU:H	2.23	0.42
1:D:91:ARG:HH11	1:D:247:VAL:HG11	1.84	0.42
1:D:183:ALA:C	1:D:185:PRO:HD2	2.40	0.42
1:E:21:HIS:CE1	1:E:94:LEU:HD22	2.54	0.42
1:F:256:GLY:CA	1:F:277:LEU:HG	2.49	0.42
1:A:104:TYR:HE1	1:B:85:PHE:CD1	2.37	0.42
1:C:203:ARG:C	1:C:205:GLU:N	2.70	0.42
1:E:1:MET:CE	1:E:125:GLY:HA3	2.49	0.42
1:E:173:PRO:HD2	1:E:174:GLU:OE2	2.19	0.42
1:F:137:ALA:HB2	1:F:171:TRP:CZ2	2.54	0.42
1:A:138:LEU:HD23	1:A:170:LEU:HD13	2.01	0.42
1:B:265:LEU:HA	1:B:266:PRO:HD3	1.94	0.42
1:B:94:LEU:HG	1:B:98:GLN:O	2.20	0.42
1:D:142:ALA:O	1:D:145:PHE:HB3	2.20	0.42
1:D:188:ASP:N	1:D:188:ASP:OD2	2.53	0.42
1:E:222:ALA:O	1:E:238:ALA:HB1	2.20	0.42
1:E:245:ASP:HA	1:E:246:PRO:HD2	1.89	0.42
1:F:119:ASP:OD1	1:F:121:ASP:HB2	2.19	0.42
1:A:183:ALA:C	1:A:185:PRO:HD2	2.40	0.42
1:D:4:VAL:O	1:D:50:VAL:HA	2.20	0.42
1:E:116:GLY:HA2	1:E:148:TRP:CH2	2.54	0.42
1:E:253:PHE:CE1	1:E:274:ALA:CB	3.03	0.42
1:F:232:ARG:NH2	1:F:268:GLU:OE1	2.53	0.42
1:E:183:ALA:C	1:E:185:PRO:HD2	2.41	0.42
1:A:27:LEU:HD23	1:A:27:LEU:HA	1.65	0.41
1:A:112:ALA:O	1:A:113:LEU:C	2.58	0.41
1:A:131:LEU:HD23	1:A:131:LEU:HA	1.83	0.41
1:A:162:LEU:HD12	1:A:162:LEU:C	2.40	0.41
1:B:215:GLU:HG3	1:B:229:VAL:HG13	2.02	0.41
1:D:32:VAL:O	1:D:288:HIS:CE1	2.72	0.41
1:D:35:ALA:O	1:D:39:VAL:HG23	2.20	0.41
1:B:234:VAL:HG21	1:B:268:GLU:OE1	2.21	0.41
1:C:115:PRO:HG3	1:C:145:PHE:HA	2.02	0.41

Continued on next page...

Continued from previous page...

Atom-1	Atom-2	Interatomic distance (Å)	Clash overlap (Å)
1:C:192:LEU:O	1:C:218:LEU:HA	2.20	0.41
1:D:203:ARG:C	1:D:205:GLU:H	2.23	0.41
1:D:295:GLU:O	1:D:299:VAL:CG2	2.68	0.41
1:F:34:GLY:O	1:F:37:VAL:N	2.54	0.41
1:F:173:PRO:HD2	1:F:174:GLU:OE2	2.20	0.41
1:B:193:SER:HB3	1:B:219:LYS:HE3	2.03	0.41
1:C:19:PRO:HA	1:C:93:TYR:HD1	1.84	0.41
1:C:142:ALA:O	1:C:145:PHE:HB3	2.20	0.41
1:C:245:ASP:HA	1:C:246:PRO:HD2	1.89	0.41
1:D:156:ARG:HB3	1:D:158:VAL:HG23	2.02	0.41
1:E:46:LEU:HD23	1:E:46:LEU:HA	1.77	0.41
1:F:88:LEU:C	1:F:88:LEU:CD1	2.83	0.41
1:F:183:ALA:C	1:F:185:PRO:HD2	2.40	0.41
1:B:91:ARG:HD2	1:B:247:VAL:HG21	2.01	0.41
1:B:127:ARG:HH11	1:B:127:ARG:CA	2.32	0.41
1:B:230:ASP:N	1:B:230:ASP:OD2	2.53	0.41
1:B:257:TYR:OH	1:B:267:VAL:HG13	2.20	0.41
1:D:218:LEU:O	1:D:225:ALA:HB1	2.20	0.41
1:F:142:ALA:O	1:F:145:PHE:HB3	2.20	0.41
1:B:280:SER:OG	1:B:290:GLY:O	2.23	0.41
1:C:204:VAL:O	1:C:208:LEU:HG	2.20	0.41
1:C:276:LEU:HD12	1:C:276:LEU:HA	1.84	0.41
1:D:80:ARG:HH11	1:D:80:ARG:CG	2.33	0.41
1:E:61:LEU:HD23	1:E:61:LEU:HA	1.91	0.41
1:F:63:ALA:HB2	1:F:81:ARG:HH11	1.82	0.41
1:A:119:ASP:OD1	1:A:121:ASP:HB2	2.19	0.41
1:D:78:HIS:CG	1:D:118:PHE:HB2	2.56	0.41
1:F:35:ALA:O	1:F:39:VAL:HG23	2.21	0.41
1:F:61:LEU:HD23	1:F:61:LEU:HA	1.86	0.41
1:F:182:ARG:HG2	1:F:182:ARG:HH11	1.86	0.41
1:F:296:ASP:O	1:F:299:VAL:HG23	2.21	0.41
1:A:104:TYR:CE1	1:B:85:PHE:CD1	3.08	0.41
1:A:271:LEU:O	1:A:272:ARG:C	2.59	0.41
1:B:45:ARG:HG2	1:B:293:TYR:CE2	2.56	0.41
1:B:88:LEU:HD12	1:B:89:TYR:CA	2.50	0.41
1:F:192:LEU:O	1:F:218:LEU:HA	2.20	0.41
1:F:234:VAL:HG21	1:F:268:GLU:OE1	2.21	0.41
1:C:32:VAL:O	1:C:288:HIS:CE1	2.74	0.41
1:E:253:PHE:CE1	1:E:274:ALA:HB1	2.55	0.41
1:F:184:LEU:HD12	1:F:184:LEU:C	2.40	0.41
1:A:9:GLU:OE2	1:A:108:SER:OG	2.36	0.41

Continued on next page...

Continued from previous page...

Atom-1	Atom-2	Interatomic distance (Å)	Clash overlap (Å)
1:A:295:GLU:O	1:A:299:VAL:CG2	2.69	0.41
1:B:15:VAL:HG21	1:B:91:ARG:NH2	2.36	0.41
1:C:21:HIS:CE1	1:C:94:LEU:HD22	2.56	0.41
1:C:265:LEU:HA	1:C:266:PRO:HD3	1.96	0.41
1:D:123:LEU:HD13	1:D:153:ALA:CA	2.51	0.41
1:E:26:ARG:HH22	1:F:68:ARG:HH21	1.69	0.41
1:E:215:GLU:HG3	1:E:229:VAL:HG13	2.03	0.41
1:E:218:LEU:O	1:E:225:ALA:HB1	2.20	0.41
1:F:29:GLU:CD	1:F:285:ARG:HH11	2.24	0.41
1:F:113:LEU:HD23	1:F:113:LEU:HA	1.89	0.41
1:F:118:PHE:CD1	1:F:118:PHE:C	2.93	0.41
1:A:69:LEU:HD23	1:A:69:LEU:HA	1.88	0.41
1:A:127:ARG:NH1	1:A:127:ARG:CB	2.84	0.41
1:A:203:ARG:C	1:A:205:GLU:H	2.24	0.41
1:B:80:ARG:HH11	1:B:80:ARG:CG	2.34	0.41
1:B:228:PHE:N	1:B:228:PHE:HD2	2.18	0.41
1:C:26:ARG:NH2	1:D:68:ARG:NH2	2.60	0.41
1:C:91:ARG:HH11	1:C:247:VAL:HG11	1.85	0.41
1:C:100:ARG:HD2	1:C:102:PHE:CZ	2.56	0.41
1:D:119:ASP:OD1	1:D:119:ASP:C	2.59	0.41
1:D:192:LEU:O	1:D:218:LEU:HA	2.21	0.41
1:E:199:LEU:HD23	1:E:199:LEU:O	2.21	0.41
1:F:116:GLY:HA2	1:F:148:TRP:CH2	2.56	0.41
1:F:150:MET:HB2	1:F:160:VAL:CG2	2.46	0.41
1:A:253:PHE:CE1	1:A:274:ALA:CB	3.05	0.40
1:A:253:PHE:CE1	1:A:274:ALA:HB1	2.56	0.40
1:B:184:LEU:N	1:B:185:PRO:CD	2.84	0.40
1:B:273:LEU:O	1:B:277:LEU:CD2	2.65	0.40
1:C:119:ASP:HA	1:C:120:PRO:HD3	1.84	0.40
1:D:112:ALA:O	1:D:113:LEU:C	2.59	0.40
1:D:232:ARG:NH2	1:D:268:GLU:OE1	2.54	0.40
1:E:232:ARG:NH2	1:E:268:GLU:OE1	2.55	0.40
1:F:27:LEU:HD23	1:F:27:LEU:HA	1.69	0.40
1:F:94:LEU:HG	1:F:98:GLN:O	2.21	0.40
1:A:88:LEU:HD12	1:A:89:TYR:CA	2.51	0.40
1:B:15:VAL:HG13	1:B:16:PRO:HD2	2.04	0.40
1:D:88:LEU:C	1:D:88:LEU:CD1	2.79	0.40
1:E:142:ALA:O	1:E:145:PHE:HB3	2.21	0.40
1:E:184:LEU:N	1:E:185:PRO:CD	2.84	0.40
1:E:295:GLU:O	1:E:299:VAL:CG2	2.69	0.40
1:F:78:HIS:CG	1:F:118:PHE:HB2	2.56	0.40

Continued on next page...

Continued from previous page...

Atom-1	Atom-2	Interatomic distance (Å)	Clash overlap (Å)
1:F:112:ALA:O	1:F:113:LEU:C	2.60	0.40
1:F:123:LEU:HD13	1:F:153:ALA:CA	2.50	0.40
1:B:9:GLU:HA	1:B:10:PRO:HD3	1.88	0.40
1:B:131:LEU:HD23	1:B:131:LEU:HA	1.86	0.40
1:C:131:LEU:HD23	1:C:131:LEU:HA	1.85	0.40
1:C:256:GLY:CA	1:C:277:LEU:HG	2.51	0.40
1:D:5:VAL:O	1:D:129:LEU:HA	2.21	0.40
1:F:32:VAL:O	1:F:288:HIS:CE1	2.74	0.40
1:F:184:LEU:N	1:F:185:PRO:CD	2.85	0.40
1:F:245:ASP:HB3	1:F:284:SER:O	2.22	0.40
1:A:156:ARG:HB3	1:A:158:VAL:HG23	2.04	0.40
1:B:1:MET:CE	1:B:125:GLY:HA3	2.52	0.40
1:B:11:LEU:CD2	1:B:87:GLY:HA3	2.51	0.40
1:B:192:LEU:O	1:B:218:LEU:HA	2.21	0.40
1:D:184:LEU:N	1:D:185:PRO:CD	2.85	0.40
1:D:196:GLU:O	1:D:200:LEU:HD12	2.20	0.40
1:D:256:GLY:CA	1:D:277:LEU:HG	2.52	0.40
1:E:9:GLU:OE2	1:E:108:SER:OG	2.38	0.40
1:E:15:VAL:HG21	1:E:91:ARG:NH2	2.37	0.40
1:E:131:LEU:HD23	1:E:131:LEU:HA	1.87	0.40
1:A:256:GLY:CA	1:A:277:LEU:HG	2.51	0.40
1:B:204:VAL:O	1:B:208:LEU:HG	2.22	0.40
1:C:19:PRO:HA	1:C:93:TYR:CD1	2.56	0.40
1:D:119:ASP:OD1	1:D:121:ASP:N	2.52	0.40

All (1) symmetry-related close contacts are listed below. The label for Atom-2 includes the symmetry operator and encoded unit-cell translations to be applied.

Atom-1	Atom-2	Interatomic distance (Å)	Clash overlap (Å)
1:D:49:LYS:CE	1:F:124:GLU:OE2[2_555]	2.17	0.03

5.3 Torsion angles [i](#)

5.3.1 Protein backbone [i](#)

In the following table, the Percentiles column shows the percent Ramachandran outliers of the chain as a percentile score with respect to all X-ray entries followed by that with respect to entries of similar resolution.

The Analysed column shows the number of residues for which the backbone conformation was

analysed, and the total number of residues.

Mol	Chain	Analysed	Favoured	Allowed	Outliers	Percentiles	
1	A	300/309 (97%)	274 (91%)	23 (8%)	3 (1%)	15	54
1	B	300/309 (97%)	275 (92%)	22 (7%)	3 (1%)	15	54
1	C	300/309 (97%)	277 (92%)	20 (7%)	3 (1%)	15	54
1	D	300/309 (97%)	274 (91%)	23 (8%)	3 (1%)	15	54
1	E	300/309 (97%)	273 (91%)	23 (8%)	4 (1%)	12	47
1	F	300/309 (97%)	274 (91%)	23 (8%)	3 (1%)	15	54
All	All	1800/1854 (97%)	1647 (92%)	134 (7%)	19 (1%)	14	51

All (19) Ramachandran outliers are listed below:

Mol	Chain	Res	Type
1	A	113	LEU
1	B	113	LEU
1	C	113	LEU
1	D	113	LEU
1	E	113	LEU
1	F	113	LEU
1	A	35	ALA
1	B	35	ALA
1	C	35	ALA
1	D	35	ALA
1	E	35	ALA
1	F	35	ALA
1	C	231	GLY
1	D	231	GLY
1	F	231	GLY
1	E	231	GLY
1	E	248	GLY
1	B	231	GLY
1	A	248	GLY

5.3.2 Protein sidechains [i](#)

In the following table, the Percentiles column shows the percent sidechain outliers of the chain as a percentile score with respect to all X-ray entries followed by that with respect to entries of similar resolution.

The Analysed column shows the number of residues for which the sidechain conformation was analysed, and the total number of residues.

Mol	Chain	Analysed	Rotameric	Outliers	Percentiles	
1	A	224/231 (97%)	207 (92%)	17 (8%)	13	45
1	B	224/231 (97%)	209 (93%)	15 (7%)	16	50
1	C	224/231 (97%)	206 (92%)	18 (8%)	12	42
1	D	224/231 (97%)	211 (94%)	13 (6%)	20	55
1	E	224/231 (97%)	208 (93%)	16 (7%)	14	47
1	F	224/231 (97%)	210 (94%)	14 (6%)	18	52
All	All	1344/1386 (97%)	1251 (93%)	93 (7%)	15	49

All (93) residues with a non-rotameric sidechain are listed below:

Mol	Chain	Res	Type
1	A	18	GLU
1	A	55	ARG
1	A	80	ARG
1	A	92	GLU
1	A	100	ARG
1	A	141	GLU
1	A	156	ARG
1	A	171	TRP
1	A	184	LEU
1	A	199	LEU
1	A	200	LEU
1	A	205	GLU
1	A	229	VAL
1	A	275	ASN
1	A	284	SER
1	A	285	ARG
1	A	299	VAL
1	B	18	GLU
1	B	80	ARG
1	B	92	GLU
1	B	141	GLU
1	B	146	SER
1	B	156	ARG
1	B	171	TRP
1	B	184	LEU
1	B	199	LEU
1	B	200	LEU
1	B	205	GLU
1	B	229	VAL
1	B	275	ASN

Continued on next page...

Continued from previous page...

Mol	Chain	Res	Type
1	B	284	SER
1	B	299	VAL
1	C	18	GLU
1	C	55	ARG
1	C	80	ARG
1	C	92	GLU
1	C	100	ARG
1	C	127	ARG
1	C	141	GLU
1	C	156	ARG
1	C	171	TRP
1	C	184	LEU
1	C	199	LEU
1	C	200	LEU
1	C	205	GLU
1	C	229	VAL
1	C	275	ASN
1	C	285	ARG
1	C	287	ASP
1	C	299	VAL
1	D	18	GLU
1	D	80	ARG
1	D	92	GLU
1	D	156	ARG
1	D	171	TRP
1	D	184	LEU
1	D	199	LEU
1	D	200	LEU
1	D	205	GLU
1	D	229	VAL
1	D	275	ASN
1	D	284	SER
1	D	299	VAL
1	E	18	GLU
1	E	55	ARG
1	E	80	ARG
1	E	92	GLU
1	E	100	ARG
1	E	156	ARG
1	E	171	TRP
1	E	184	LEU
1	E	199	LEU

Continued on next page...

Continued from previous page...

Mol	Chain	Res	Type
1	E	200	LEU
1	E	205	GLU
1	E	229	VAL
1	E	275	ASN
1	E	284	SER
1	E	285	ARG
1	E	299	VAL
1	F	18	GLU
1	F	80	ARG
1	F	92	GLU
1	F	141	GLU
1	F	156	ARG
1	F	171	TRP
1	F	184	LEU
1	F	199	LEU
1	F	200	LEU
1	F	205	GLU
1	F	229	VAL
1	F	275	ASN
1	F	284	SER
1	F	299	VAL

Sometimes sidechains can be flipped to improve hydrogen bonding and reduce clashes. All (28) such sidechains are listed below:

Mol	Chain	Res	Type
1	A	21	HIS
1	A	78	HIS
1	A	168	GLN
1	A	275	ASN
1	A	288	HIS
1	B	78	HIS
1	B	168	GLN
1	B	275	ASN
1	B	288	HIS
1	C	21	HIS
1	C	78	HIS
1	C	168	GLN
1	C	275	ASN
1	C	288	HIS
1	D	21	HIS
1	D	78	HIS
1	D	168	GLN

Continued on next page...

Continued from previous page...

Mol	Chain	Res	Type
1	D	275	ASN
1	D	288	HIS
1	E	21	HIS
1	E	78	HIS
1	E	168	GLN
1	E	275	ASN
1	E	288	HIS
1	F	78	HIS
1	F	168	GLN
1	F	275	ASN
1	F	288	HIS

5.3.3 RNA [i](#)

There are no RNA molecules in this entry.

5.4 Non-standard residues in protein, DNA, RNA chains [i](#)

There are no non-standard protein/DNA/RNA residues in this entry.

5.5 Carbohydrates [i](#)

There are no monosaccharides in this entry.

5.6 Ligand geometry [i](#)

There are no ligands in this entry.

5.7 Other polymers [i](#)

There are no such residues in this entry.

5.8 Polymer linkage issues [i](#)

There are no chain breaks in this entry.

6 Fit of model and data [i](#)

6.1 Protein, DNA and RNA chains [i](#)

In the following table, the column labelled ‘#RSRZ> 2’ contains the number (and percentage) of RSRZ outliers, followed by percent RSRZ outliers for the chain as percentile scores relative to all X-ray entries and entries of similar resolution. The OWAB column contains the minimum, median, 95th percentile and maximum values of the occupancy-weighted average B-factor per residue. The column labelled ‘Q< 0.9’ lists the number of (and percentage) of residues with an average occupancy less than 0.9.

Mol	Chain	Analysed	<RSRZ>	#RSRZ>2	OWAB(Å ²)	Q<0.9
1	A	302/309 (97%)	-0.52	0 100 100	28, 28, 28, 28	0
1	B	302/309 (97%)	-0.43	1 (0%) 94 92	38, 38, 38, 38	0
1	C	302/309 (97%)	-0.28	1 (0%) 94 92	49, 49, 49, 49	0
1	D	302/309 (97%)	-0.25	0 100 100	50, 50, 50, 50	0
1	E	302/309 (97%)	-0.26	1 (0%) 94 92	46, 46, 46, 46	0
1	F	302/309 (97%)	-0.25	2 (0%) 87 81	51, 51, 51, 51	0
All	All	1812/1854 (97%)	-0.33	5 (0%) 94 92	28, 46, 51, 51	0

All (5) RSRZ outliers are listed below:

Mol	Chain	Res	Type	RSRZ
1	C	95	PRO	3.5
1	E	95	PRO	3.0
1	F	95	PRO	2.8
1	F	242	GLU	2.3
1	B	96	LEU	2.1

6.2 Non-standard residues in protein, DNA, RNA chains [i](#)

There are no non-standard protein/DNA/RNA residues in this entry.

6.3 Carbohydrates [i](#)

There are no monosaccharides in this entry.

6.4 Ligands [i](#)

There are no ligands in this entry.

6.5 Other polymers [i](#)

There are no such residues in this entry.