



# Full wwPDB X-ray Structure Validation Report ⓘ

Dec 17, 2023 – 04:42 PM EST

PDB ID : 4U1V  
Title : Crystal structure of the E. coli ribosome bound to linopristin.  
Authors : Noeske, J.; Huang, J.; Olivier, N.B.; Giacobbe, R.A.; Zambrowski, M.; Cate, J.H.D.  
Deposited on : 2014-07-16  
Resolution : 3.00 Å(reported)

This is a Full wwPDB X-ray Structure Validation Report for a publicly released PDB entry.

We welcome your comments at [validation@mail.wwpdb.org](mailto:validation@mail.wwpdb.org)

A user guide is available at

<https://www.wwpdb.org/validation/2017/XrayValidationReportHelp>

with specific help available everywhere you see the ⓘ symbol.

The types of validation reports are described at

<http://www.wwpdb.org/validation/2017/FAQs#types>.

---

The following versions of software and data (see [references ⓘ](#)) were used in the production of this report:

MolProbity : 4.02b-467  
Mogul : 1.8.5 (274361), CSD as541be (2020)  
Xtriage (Phenix) : 1.13  
EDS : 2.36  
Percentile statistics : 20191225.v01 (using entries in the PDB archive December 25th 2019)  
Refmac : 5.8.0158  
CCP4 : 7.0.044 (Gargrove)  
Ideal geometry (proteins) : Engh & Huber (2001)  
Ideal geometry (DNA, RNA) : Parkinson et al. (1996)  
Validation Pipeline (wwPDB-VP) : 2.36

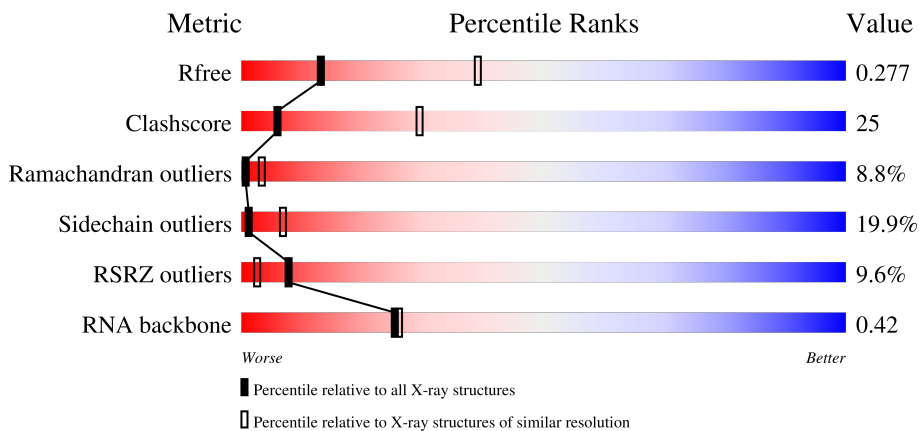
# 1 Overall quality at a glance i

The following experimental techniques were used to determine the structure:

*X-RAY DIFFRACTION*

The reported resolution of this entry is 3.00 Å.

Percentile scores (ranging between 0-100) for global validation metrics of the entry are shown in the following graphic. The table shows the number of entries on which the scores are based.



Metric	Whole archive (#Entries)	Similar resolution (#Entries, resolution range(Å))
$R_{free}$	130704	2092 (3.00-3.00)
Clashscore	141614	2416 (3.00-3.00)
Ramachandran outliers	138981	2333 (3.00-3.00)
Sidechain outliers	138945	2336 (3.00-3.00)
RSRZ outliers	127900	1990 (3.00-3.00)
RNA backbone	3102	1173 (3.30-2.70)

The table below summarises the geometric issues observed across the polymeric chains and their fit to the electron density. The red, orange, yellow and green segments of the lower bar indicate the fraction of residues that contain outliers for  $\geq 3$ , 2, 1 and 0 types of geometric quality criteria respectively. A grey segment represents the fraction of residues that are not modelled. The numeric value for each fraction is indicated below the corresponding segment, with a dot representing fractions  $\leq 5\%$ . The upper red bar (where present) indicates the fraction of residues that have poor fit to the electron density. The numeric value is given above the bar.

Mol	Chain	Length	Quality of chain
1	AA	1539	 23% 58% 19%
1	CA	1539	 29% 53% 17%
2	AB	218	 22% 48% 25% 5%
2	CB	218	 31% 44% 22%

Continued on next page...

Continued from previous page...

Mol	Chain	Length	Quality of chain
3	AC	206	
3	CC	206	
4	AD	205	
4	CD	205	
5	AE	150	
5	CE	150	
6	AF	100	
6	CF	100	
7	AG	151	
7	CG	151	
8	AH	129	
8	CH	129	
9	AI	127	
9	CI	127	
10	AJ	98	
10	CJ	98	
11	AK	117	
11	CK	117	
12	AL	123	
12	CL	123	
13	AM	114	
13	CM	114	
14	AN	100	
14	CN	100	
15	AO	88	



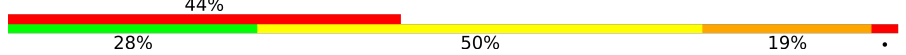














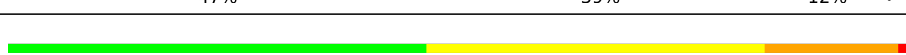



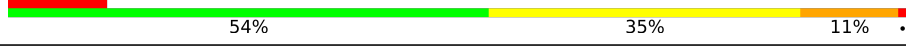



Continued on next page...

Continued from previous page...

Mol	Chain	Length	Quality of chain
15	CO	88	
16	AP	82	
16	CP	82	
17	AQ	80	
17	CQ	80	
18	AR	55	
18	CR	55	
19	AS	79	
19	CS	79	
20	AT	85	
20	CT	85	
21	AU	51	
21	CU	51	
22	BA	2903	
22	DA	2903	
23	BB	119	
23	DB	119	
24	BC	271	
24	DC	271	
25	BD	209	
25	DD	209	
26	BE	201	
26	DE	201	
27	BF	177	
27	DF	177	




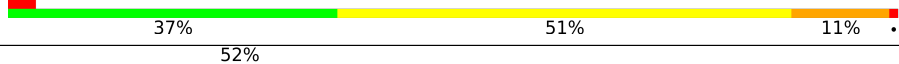


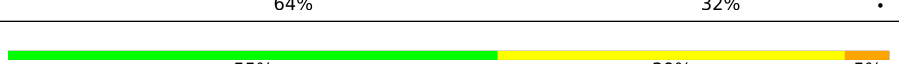
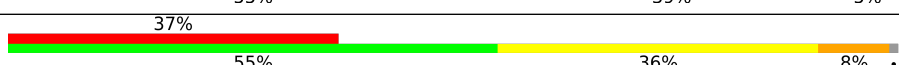


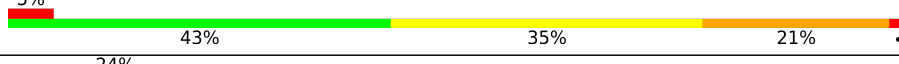
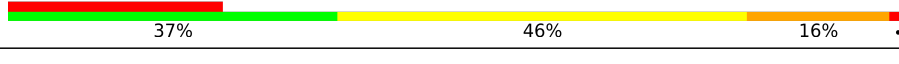


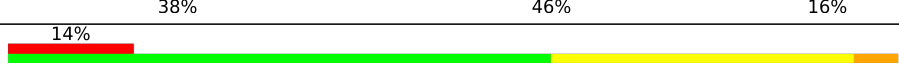










Continued on next page...

Continued from previous page...

Mol	Chain	Length	Quality of chain
28	BG	176	 55% 38% 7%
28	DG	176	 22% 54% 36% 9%
29	BH	149	 44% 28% 50% 19%
29	DH	149	 24% 35% 52% 11%
30	BI	141	 47% 34% 40% 25%
30	DI	141	 69% 42% 40% 17%
31	BJ	142	 56% 38% 6%
31	DJ	142	 8% 52% 42% 6%
32	BK	122	 35% 50% 15%
32	DK	122	 11% 61% 28% 11%
33	BL	143	 58% 30% 11%
33	DL	143	 25% 43% 41% 16%
34	BM	136	 49% 41% 8%
34	DM	136	 13% 54% 36% 10%
35	BN	120	 51% 38% 8%
35	DN	120	 14% 47% 39% 12%
36	BO	116	 47% 38% 15%
36	DO	116	 39% 53% 40% 8%
37	BP	114	 53% 39% 7%
37	DP	114	 11% 54% 35% 11%
38	BQ	117	 48% 44% 9%
38	DQ	117	 8% 52% 44%
39	BR	103	 37% 49% 14%
39	DR	103	 17% 51% 40% 9%
40	BS	110	 39% 48% 13%

Continued on next page...

Continued from previous page...

Mol	Chain	Length	Quality of chain
40	DS	110	
41	BT	93	
41	DT	93	
42	BU	102	
42	DU	102	
43	BV	94	
43	DV	94	
44	BW	76	
44	DW	76	
45	BX	77	
45	DX	77	
46	BY	63	
46	DY	63	
47	BZ	58	
47	DZ	58	
48	B0	56	
48	D0	56	
49	B1	50	
49	D1	50	
50	B2	46	
50	D2	46	
51	B3	64	
51	D3	64	
52	B4	38	
52	D4	38	

Continued on next page...

Continued from previous page...

Mol	Chain	Length	Quality of chain
53	B5	228	<p>74% 49% 26% 9% 16%</p>
54	B6	7	<p>43% 57%</p>
54	D6	7	<p>29% 57% 14%</p>

The following table lists non-polymeric compounds, carbohydrate monomers and non-standard residues in protein, DNA, RNA chains that are outliers for geometric or electron-density-fit criteria:

Mol	Type	Chain	Res	Chirality	Geometry	Clashes	Electron density
54	MHW	B6	1	-	X	-	-
54	MHW	D6	1	-	X	X	-
55	MG	AA	1627	-	-	-	X
55	MG	AA	1644	-	-	-	X
55	MG	AA	1665	-	-	-	X
55	MG	AA	1667	-	-	-	X
55	MG	AA	1670	-	-	-	X
55	MG	BA	3015	-	-	-	X
55	MG	BA	3098	-	-	-	X
55	MG	BA	3115	-	-	-	X
55	MG	BA	3190	-	-	-	X
55	MG	CA	1655	-	-	-	X
55	MG	DA	3002	-	-	-	X
55	MG	DA	3015	-	-	-	X
55	MG	DA	3016	-	-	-	X
55	MG	DA	3028	-	-	-	X
55	MG	DA	3041	-	-	-	X
55	MG	DA	3061	-	-	-	X
55	MG	DA	3062	-	-	-	X
55	MG	DA	3071	-	-	-	X
55	MG	DA	3072	-	-	-	X
55	MG	DA	3092	-	-	-	X
55	MG	DA	3120	-	-	-	X
55	MG	DA	3132	-	-	-	X
55	MG	DA	3134	-	-	-	X
55	MG	DA	3151	-	-	-	X
55	MG	DA	3158	-	-	-	X
55	MG	DA	3164	-	-	-	X

## 2 Entry composition

There are 57 unique types of molecules in this entry. The entry contains 288320 atoms, of which 0 are hydrogens and 0 are deuteriums.

In the tables below, the ZeroOcc column contains the number of atoms modelled with zero occupancy, the AltConf column contains the number of residues with at least one atom in alternate conformation and the Trace column contains the number of residues modelled with at most 2 atoms.

- Molecule 1 is a RNA chain called 16S rRNA.

Mol	Chain	Residues	Atoms					ZeroOcc	AltConf	Trace
			Total	C	N	O	P			
1	AA	1538	Total	C	N	O	P	0	0	0
			32995	14716	6050	10691	1538			
1	CA	1539	Total	C	N	O	P	0	0	0
			33015	14725	6052	10699	1539			

- Molecule 2 is a protein called 30S ribosomal protein S2.

Mol	Chain	Residues	Atoms					ZeroOcc	AltConf	Trace
			Total	C	N	O	S			
2	AB	218	Total	C	N	O	S	0	0	0
			1705	1081	305	312	7			
2	CB	218	Total	C	N	O	S	0	0	0
			1705	1081	305	312	7			

- Molecule 3 is a protein called 30S ribosomal protein S3.

Mol	Chain	Residues	Atoms					ZeroOcc	AltConf	Trace
			Total	C	N	O	S			
3	AC	206	Total	C	N	O	S	0	0	0
			1625	1028	305	289	3			
3	CC	206	Total	C	N	O	S	0	0	0
			1625	1028	305	289	3			

- Molecule 4 is a protein called 30S ribosomal protein S4.

Mol	Chain	Residues	Atoms					ZeroOcc	AltConf	Trace
			Total	C	N	O	S			
4	AD	205	Total	C	N	O	S	0	0	0
			1643	1026	315	298	4			
4	CD	205	Total	C	N	O	S	0	0	0
			1643	1026	315	298	4			

- Molecule 5 is a protein called 30S ribosomal protein S5.



Mol	Chain	Residues	Atoms					ZeroOcc	AltConf	Trace
5	AE	150	Total	C	N	O	S	0	0	0
			1106	687	211	202	6			
5	CE	150	Total	C	N	O	S	0	0	0
			1106	687	211	202	6			

- Molecule 6 is a protein called 30S ribosomal protein S6.

Mol	Chain	Residues	Atoms					ZeroOcc	AltConf	Trace
6	AF	100	Total	C	N	O	S	0	0	0
			818	515	148	149	6			
6	CF	100	Total	C	N	O	S	0	0	0
			818	515	148	149	6			

- Molecule 7 is a protein called 30S ribosomal protein S7.

Mol	Chain	Residues	Atoms					ZeroOcc	AltConf	Trace
7	AG	151	Total	C	N	O	S	0	0	0
			1182	735	227	216	4			
7	CG	151	Total	C	N	O	S	0	0	0
			1182	735	227	216	4			

- Molecule 8 is a protein called 30S ribosomal protein S8.

Mol	Chain	Residues	Atoms					ZeroOcc	AltConf	Trace
8	AH	129	Total	C	N	O	S	0	0	0
			979	616	173	184	6			
8	CH	129	Total	C	N	O	S	0	0	0
			979	616	173	184	6			

- Molecule 9 is a protein called 30S ribosomal protein S9.

Mol	Chain	Residues	Atoms					ZeroOcc	AltConf	Trace
9	AI	127	Total	C	N	O	S	0	0	0
			1022	634	206	179	3			
9	CI	127	Total	C	N	O	S	0	0	0
			1022	634	206	179	3			

- Molecule 10 is a protein called 30S ribosomal protein S10.

Mol	Chain	Residues	Atoms					ZeroOcc	AltConf	Trace
10	AJ	98	Total	C	N	O	S	0	0	0
			787	493	150	143	1			

*Continued on next page...*

*Continued from previous page...*

Mol	Chain	Residues	Atoms					ZeroOcc	AltConf	Trace
10	CJ	98	Total	C	N	O	S	0	0	0
			787	493	150	143	1			

- Molecule 11 is a protein called 30S ribosomal protein S11.

Mol	Chain	Residues	Atoms					ZeroOcc	AltConf	Trace
11	AK	117	Total	C	N	O	S	0	0	0
			877	540	174	160	3			
11	CK	117	Total	C	N	O	S	0	0	0
			877	540	174	160	3			

- Molecule 12 is a protein called 30S ribosomal protein S12.

Mol	Chain	Residues	Atoms					ZeroOcc	AltConf	Trace
12	AL	123	Total	C	N	O	S	0	0	0
			955	590	196	165	4			
12	CL	123	Total	C	N	O	S	0	0	0
			955	590	196	165	4			

- Molecule 13 is a protein called 30S ribosomal protein S13.

Mol	Chain	Residues	Atoms					ZeroOcc	AltConf	Trace
13	AM	114	Total	C	N	O	S	0	0	0
			884	546	178	157	3			
13	CM	114	Total	C	N	O	S	0	0	0
			884	546	178	157	3			

- Molecule 14 is a protein called 30S ribosomal protein S14.

Mol	Chain	Residues	Atoms					ZeroOcc	AltConf	Trace
14	AN	96	Total	C	N	O	S	0	0	0
			774	483	160	128	3			
14	CN	96	Total	C	N	O	S	0	0	0
			774	483	160	128	3			

- Molecule 15 is a protein called 30S ribosomal protein S15.

Mol	Chain	Residues	Atoms					ZeroOcc	AltConf	Trace
15	AO	88	Total	C	N	O	S	0	0	0
			710	437	143	129	1			
15	CO	88	Total	C	N	O	S	0	0	0
			710	437	143	129	1			

- Molecule 16 is a protein called 30S ribosomal protein S16.

Mol	Chain	Residues	Atoms					ZeroOcc	AltConf	Trace
			Total	C	N	O	S			
16	AP	82	Total 649	C 406	N 128	O 114	S 1	0	0	0
16	CP	82	Total 649	C 406	N 128	O 114	S 1	0	0	0

- Molecule 17 is a protein called 30S ribosomal protein S17.

Mol	Chain	Residues	Atoms					ZeroOcc	AltConf	Trace
			Total	C	N	O	S			
17	AQ	80	Total 649	C 411	N 121	O 114	S 3	0	0	0
17	CQ	80	Total 649	C 411	N 121	O 114	S 3	0	0	0

- Molecule 18 is a protein called 30S ribosomal protein S18.

Mol	Chain	Residues	Atoms				ZeroOcc	AltConf	Trace
			Total	C	N	O			
18	AR	55	Total 456	C 288	N 86	O 82	0	0	0
18	CR	55	Total 456	C 288	N 86	O 82	0	0	0

- Molecule 19 is a protein called 30S ribosomal protein S19.

Mol	Chain	Residues	Atoms					ZeroOcc	AltConf	Trace
			Total	C	N	O	S			
19	AS	79	Total 638	C 408	N 120	O 108	S 2	0	0	0
19	CS	79	Total 638	C 408	N 120	O 108	S 2	0	0	0

- Molecule 20 is a protein called 30S ribosomal protein S20.

Mol	Chain	Residues	Atoms					ZeroOcc	AltConf	Trace
			Total	C	N	O	S			
20	AT	85	Total 665	C 411	N 137	O 114	S 3	0	0	0
20	CT	85	Total 665	C 411	N 137	O 114	S 3	0	0	0

- Molecule 21 is a protein called 30S ribosomal protein S21.

Mol	Chain	Residues	Atoms					ZeroOcc	AltConf	Trace
21	AU	51	Total	C	N	O	S	0	0	0
			426	265	86	74	1			
21	CU	51	Total	C	N	O	S	0	0	0
			426	265	86	74	1			

- Molecule 22 is a RNA chain called 23S rRNA.

Mol	Chain	Residues	Atoms					ZeroOcc	AltConf	Trace
22	BA	2897	Total	C	N	O	P	0	0	0
			62195	27745	11446	20107	2897			
22	DA	2897	Total	C	N	O	P	0	0	0
			62195	27745	11446	20107	2897			

- Molecule 23 is a RNA chain called 5S rRNA.

Mol	Chain	Residues	Atoms					ZeroOcc	AltConf	Trace
23	BB	119	Total	C	N	O	P	0	0	0
			2549	1135	466	829	119			
23	DB	118	Total	C	N	O	P	0	0	0
			2529	1126	464	821	118			

- Molecule 24 is a protein called 50S ribosomal protein L2.

Mol	Chain	Residues	Atoms					ZeroOcc	AltConf	Trace
24	BC	271	Total	C	N	O	S	0	0	0
			2083	1288	423	365	7			
24	DC	271	Total	C	N	O	S	0	0	0
			2083	1288	423	365	7			

- Molecule 25 is a protein called 50S ribosomal protein L3.

Mol	Chain	Residues	Atoms					ZeroOcc	AltConf	Trace
25	BD	209	Total	C	N	O	S	0	0	0
			1565	979	288	294	4			
25	DD	209	Total	C	N	O	S	0	0	0
			1565	979	288	294	4			

- Molecule 26 is a protein called 50S ribosomal protein L4.

Mol	Chain	Residues	Atoms					ZeroOcc	AltConf	Trace
26	BE	201	Total	C	N	O	S	0	0	0
			1552	974	283	290	5			

*Continued on next page...*

*Continued from previous page...*

Mol	Chain	Residues	Atoms					ZeroOcc	AltConf	Trace
			Total	C	N	O	S			
26	DE	201	1552	974	283	290	5	0	0	0

- Molecule 27 is a protein called 50S ribosomal protein L5.

Mol	Chain	Residues	Atoms					ZeroOcc	AltConf	Trace
			Total	C	N	O	S			
27	BF	177	1411	899	249	257	6	0	0	0
27	DF	177	1411	899	249	257	6	0	0	0

- Molecule 28 is a protein called 50S ribosomal protein L6.

Mol	Chain	Residues	Atoms					ZeroOcc	AltConf	Trace
			Total	C	N	O	S			
28	BG	176	1323	832	243	246	2	0	0	0
28	DG	176	1323	832	243	246	2	0	0	0

- Molecule 29 is a protein called 50S ribosomal protein L9.

Mol	Chain	Residues	Atoms					ZeroOcc	AltConf	Trace
			Total	C	N	O	S			
29	BH	149	1110	699	197	213	1	0	0	0
29	DH	149	1110	699	197	213	1	0	0	0

- Molecule 30 is a protein called 50S ribosomal protein L11.

Mol	Chain	Residues	Atoms					ZeroOcc	AltConf	Trace
			Total	C	N	O	S			
30	BI	141	1032	651	179	196	6	0	0	0
30	DI	141	1032	651	179	196	6	0	0	0

- Molecule 31 is a protein called 50S ribosomal protein L13.

Mol	Chain	Residues	Atoms					ZeroOcc	AltConf	Trace
			Total	C	N	O	S			
31	BJ	142	1129	714	212	199	4	0	0	0
31	DJ	142	1129	714	212	199	4	0	0	0

- Molecule 32 is a protein called 50S ribosomal protein L14.

Mol	Chain	Residues	Atoms					ZeroOcc	AltConf	Trace
32	BK	122	Total	C	N	O	S	0	0	0
			939	587	180	166	6			
32	DK	122	Total	C	N	O	S	0	0	0
			939	587	180	166	6			

- Molecule 33 is a protein called 50S ribosomal protein L15.

Mol	Chain	Residues	Atoms					ZeroOcc	AltConf	Trace
33	BL	143	Total	C	N	O	S	0	0	0
			1045	649	206	189	1			
33	DL	143	Total	C	N	O	S	0	0	0
			1045	649	206	189	1			

- Molecule 34 is a protein called 50S ribosomal protein L16.

Mol	Chain	Residues	Atoms					ZeroOcc	AltConf	Trace
34	BM	136	Total	C	N	O	S	0	0	0
			1074	686	205	177	6			
34	DM	136	Total	C	N	O	S	0	0	0
			1074	686	205	177	6			

- Molecule 35 is a protein called 50S ribosomal protein L17.

Mol	Chain	Residues	Atoms					ZeroOcc	AltConf	Trace
35	BN	120	Total	C	N	O	S	0	0	0
			961	593	196	167	5			
35	DN	120	Total	C	N	O	S	0	0	0
			961	593	196	167	5			

- Molecule 36 is a protein called 50S ribosomal protein L18.

Mol	Chain	Residues	Atoms				ZeroOcc	AltConf	Trace
36	BO	116	Total	C	N	O	0	0	0
			892	552	178	162			
36	DO	116	Total	C	N	O	0	0	0
			892	552	178	162			

- Molecule 37 is a protein called 50S ribosomal protein L19.

Mol	Chain	Residues	Atoms					ZeroOcc	AltConf	Trace
37	BP	114	Total	C	N	O	S	0	0	0
			917	574	179	163	1			
37	DP	114	Total	C	N	O	S	0	0	0
			917	574	179	163	1			

- Molecule 38 is a protein called 50S ribosomal protein L20.

Mol	Chain	Residues	Atoms					ZeroOcc	AltConf	Trace
38	BQ	117	Total	C	N	O	S	0	0	0
			947	604	192	151				
38	DQ	117	Total	C	N	O	S	0	0	0
			947	604	192	151				

- Molecule 39 is a protein called 50S ribosomal protein L21.

Mol	Chain	Residues	Atoms					ZeroOcc	AltConf	Trace
39	BR	103	Total	C	N	O	S	0	0	0
			816	516	153	145	2			
39	DR	103	Total	C	N	O	S	0	0	0
			816	516	153	145	2			

- Molecule 40 is a protein called 50S ribosomal protein L22.

Mol	Chain	Residues	Atoms					ZeroOcc	AltConf	Trace
40	BS	110	Total	C	N	O	S	0	0	0
			857	532	166	156	3			
40	DS	110	Total	C	N	O	S	0	0	0
			857	532	166	156	3			

- Molecule 41 is a protein called 50S ribosomal protein L23.

Mol	Chain	Residues	Atoms					ZeroOcc	AltConf	Trace
41	BT	93	Total	C	N	O	S	0	0	0
			739	466	139	132	2			
41	DT	93	Total	C	N	O	S	0	0	0
			739	466	139	132	2			

- Molecule 42 is a protein called 50S ribosomal protein L24.

Mol	Chain	Residues	Atoms				ZeroOcc	AltConf	Trace
42	BU	102	Total	C	N	O	0	0	0
			780	492	146	142			

*Continued on next page...*

*Continued from previous page...*

Mol	Chain	Residues	Atoms				ZeroOcc	AltConf	Trace
			Total	C	N	O			
42	DU	102	780	492	146	142	0	0	0

- Molecule 43 is a protein called 50S ribosomal protein L25.

Mol	Chain	Residues	Atoms					ZeroOcc	AltConf	Trace
			Total	C	N	O	S			
43	BV	94	753	479	137	134	3	0	0	0
43	DV	94	753	479	137	134	3	0	0	0

- Molecule 44 is a protein called 50S ribosomal protein L27.

Mol	Chain	Residues	Atoms					ZeroOcc	AltConf	Trace
			Total	C	N	O	S			
44	BW	76	580	359	117	103	1	0	0	0
44	DW	75	569	353	113	102	1	0	0	0

- Molecule 45 is a protein called 50S ribosomal protein L28.

Mol	Chain	Residues	Atoms					ZeroOcc	AltConf	Trace
			Total	C	N	O	S			
45	BX	77	625	388	129	106	2	0	0	0
45	DX	77	625	388	129	106	2	0	0	0

- Molecule 46 is a protein called 50S ribosomal protein L29.

Mol	Chain	Residues	Atoms					ZeroOcc	AltConf	Trace
			Total	C	N	O	S			
46	BY	63	509	313	99	95	2	0	0	0
46	DY	63	509	313	99	95	2	0	0	0

- Molecule 47 is a protein called 50S ribosomal protein L30.

Mol	Chain	Residues	Atoms					ZeroOcc	AltConf	Trace
			Total	C	N	O	S			
47	BZ	58	449	281	87	79	2	0	0	0
47	DZ	58	449	281	87	79	2	0	0	0



- Molecule 48 is a protein called 50S ribosomal protein L32.

Mol	Chain	Residues	Atoms					ZeroOcc	AltConf	Trace
			Total	C	N	O	S			
48	B0	56	Total 444	C 269	N 94	O 80	S 1	0	0	0
48	D0	56	Total 444	C 269	N 94	O 80	S 1	0	0	0

- Molecule 49 is a protein called 50S ribosomal protein L33.

Mol	Chain	Residues	Atoms				ZeroOcc	AltConf	Trace
			Total	C	N	O			
49	B1	50	Total 410	C 263	N 75	O 72	0	0	0
49	D1	50	Total 410	C 263	N 75	O 72	0	0	0

- Molecule 50 is a protein called 50S ribosomal protein L34.

Mol	Chain	Residues	Atoms					ZeroOcc	AltConf	Trace
			Total	C	N	O	S			
50	B2	46	Total 377	C 228	N 90	O 57	S 2	0	0	0
50	D2	46	Total 377	C 228	N 90	O 57	S 2	0	0	0

- Molecule 51 is a protein called 50S ribosomal protein L35.

Mol	Chain	Residues	Atoms					ZeroOcc	AltConf	Trace
			Total	C	N	O	S			
51	B3	64	Total 504	C 323	N 105	O 74	S 2	0	0	0
51	D3	64	Total 504	C 323	N 105	O 74	S 2	0	0	0

- Molecule 52 is a protein called 50S ribosomal protein L36.

Mol	Chain	Residues	Atoms					ZeroOcc	AltConf	Trace
			Total	C	N	O	S			
52	B4	38	Total 302	C 185	N 65	O 48	S 4	0	0	0
52	D4	38	Total 302	C 185	N 65	O 48	S 4	0	0	0

- Molecule 53 is a protein called 50S ribosomal protein L1.

Mol	Chain	Residues	Atoms				ZeroOcc	AltConf	Trace
			Total	C	N	O			
53	B5	191	1142	691	221	230	0	0	1

- Molecule 54 is a protein called Linopristin.

Mol	Chain	Residues	Atoms				ZeroOcc	AltConf	Trace
			Total	C	N	O			
54	B6	7	69	50	9	10	0	0	0
54	D6	7	69	50	9	10	0	0	0

- Molecule 55 is MAGNESIUM ION (three-letter code: MG) (formula: Mg).

Mol	Chain	Residues	Atoms		ZeroOcc	AltConf
55	AA	71	Total	Mg	0	0
			71	71		
55	AM	1	Total	Mg	0	0
			1	1		
55	BA	195	Total	Mg	0	0
			195	195		
55	BB	4	Total	Mg	0	0
			4	4		
55	CA	55	Total	Mg	0	0
			55	55		
55	CM	1	Total	Mg	0	0
			1	1		
55	DA	167	Total	Mg	0	0
			167	167		
55	DB	3	Total	Mg	0	0
			3	3		
55	DQ	1	Total	Mg	0	0
			1	1		

- Molecule 56 is ZINC ION (three-letter code: ZN) (formula: Zn).

Mol	Chain	Residues	Atoms		ZeroOcc	AltConf
56	B4	1	Total	Zn	0	0
			1	1		
56	D4	1	Total	Zn	0	0
			1	1		

- Molecule 57 is water.

Mol	Chain	Residues	Atoms	ZeroOcc	AltConf
57	AA	194	Total O 194 194	0	0
57	AL	1	Total O 1 1	0	0
57	AN	5	Total O 5 5	0	0
57	AT	2	Total O 2 2	0	0
57	AU	1	Total O 1 1	0	0
57	BA	615	Total O 615 615	0	0
57	BB	14	Total O 14 14	0	0
57	BC	10	Total O 10 10	0	0
57	BD	4	Total O 4 4	0	0
57	BE	4	Total O 4 4	0	0
57	BF	1	Total O 1 1	0	0
57	BG	1	Total O 1 1	0	0
57	BJ	1	Total O 1 1	0	0
57	BL	6	Total O 6 6	0	0
57	BN	2	Total O 2 2	0	0
57	BS	1	Total O 1 1	0	0
57	BU	1	Total O 1 1	0	0
57	B2	1	Total O 1 1	0	0
57	B3	3	Total O 3 3	0	0
57	B4	2	Total O 2 2	0	0
57	CA	189	Total O 189 189	0	0
57	CL	1	Total O 1 1	0	0

*Continued on next page...*

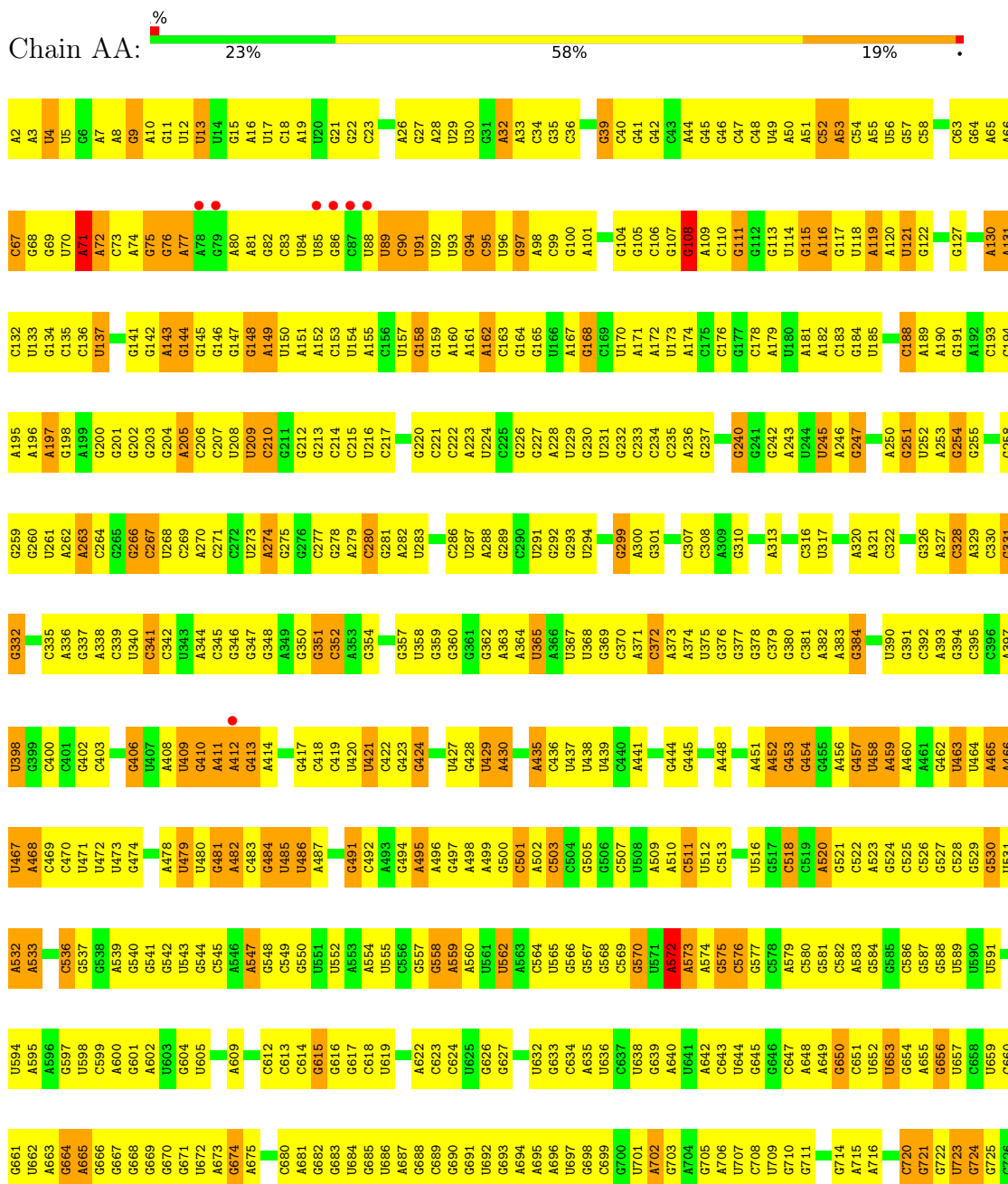
*Continued from previous page...*

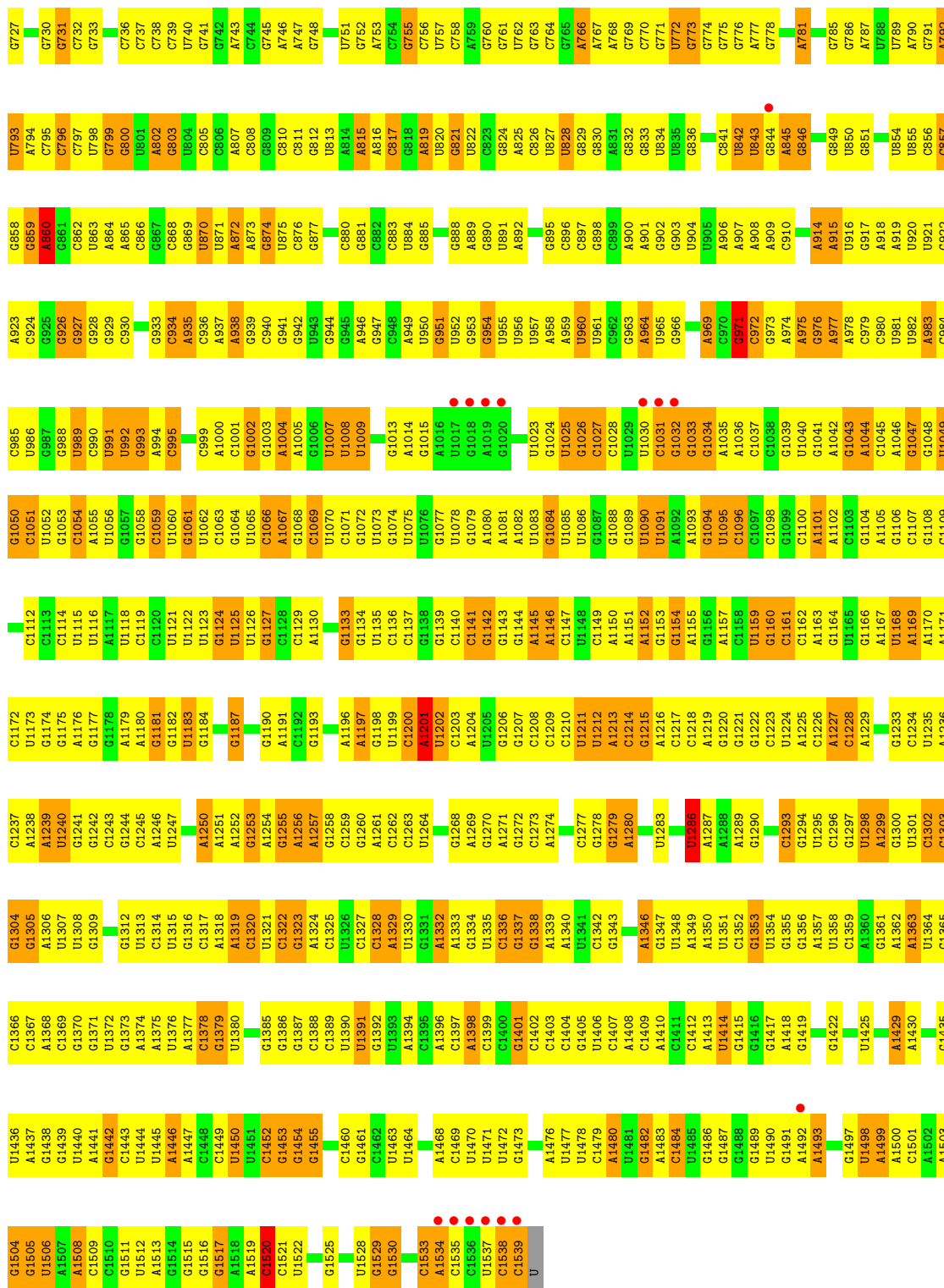
Mol	Chain	Residues	Atoms	ZeroOcc	AltConf
57	CN	3	Total O 3 3	0	0
57	CT	3	Total O 3 3	0	0
57	CU	2	Total O 2 2	0	0
57	DA	607	Total O 607 607	0	0
57	DB	13	Total O 13 13	0	0
57	DC	9	Total O 9 9	0	0
57	DD	4	Total O 4 4	0	0
57	DE	6	Total O 6 6	0	0
57	DL	5	Total O 5 5	0	0
57	DN	2	Total O 2 2	0	0
57	DT	2	Total O 2 2	0	0
57	DU	1	Total O 1 1	0	0
57	DV	1	Total O 1 1	0	0
57	D0	1	Total O 1 1	0	0
57	D2	2	Total O 2 2	0	0
57	D3	2	Total O 2 2	0	0
57	D4	1	Total O 1 1	0	0

### 3 Residue-property plots

These plots are drawn for all protein, RNA, DNA and oligosaccharide chains in the entry. The first graphic for a chain summarises the proportions of the various outlier classes displayed in the second graphic. The second graphic shows the sequence view annotated by issues in geometry and electron density. Residues are color-coded according to the number of geometric quality criteria for which they contain at least one outlier: green = 0, yellow = 1, orange = 2 and red = 3 or more. A red dot above a residue indicates a poor fit to the electron density ( $RSRZ > 2$ ). Stretches of 2 or more consecutive residues without any outlier are shown as a green connector. Residues present in the sample, but not in the model, are shown in grey.

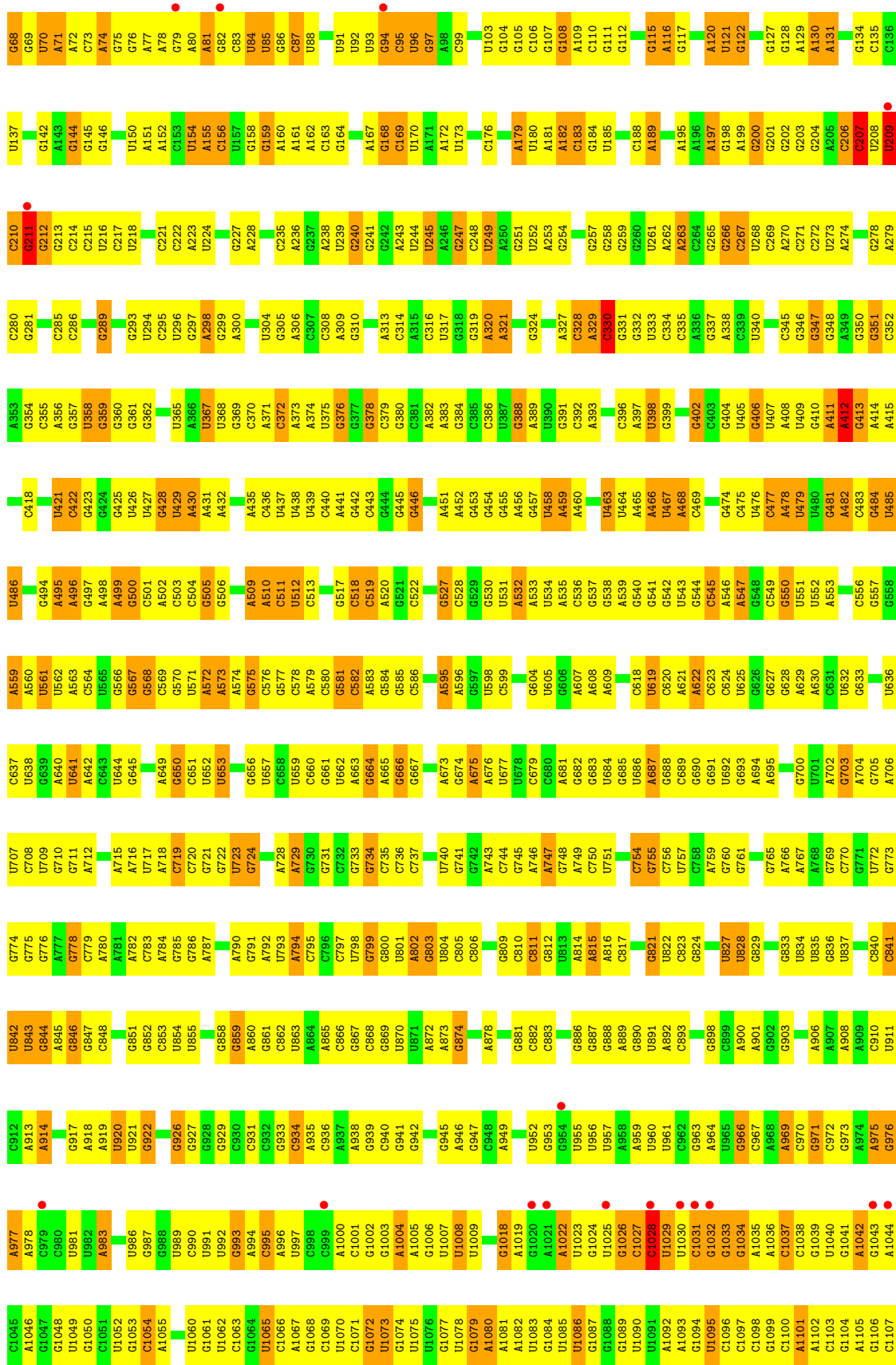
- Molecule 1: 16S rRNA





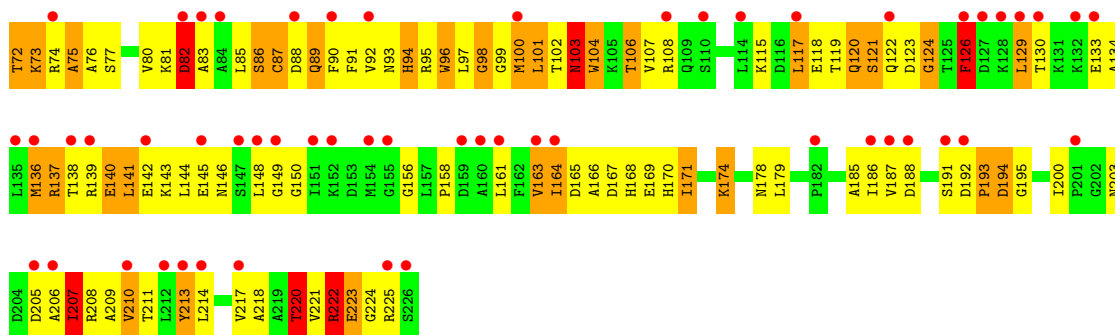
● Molecule 1: 16S rRNA



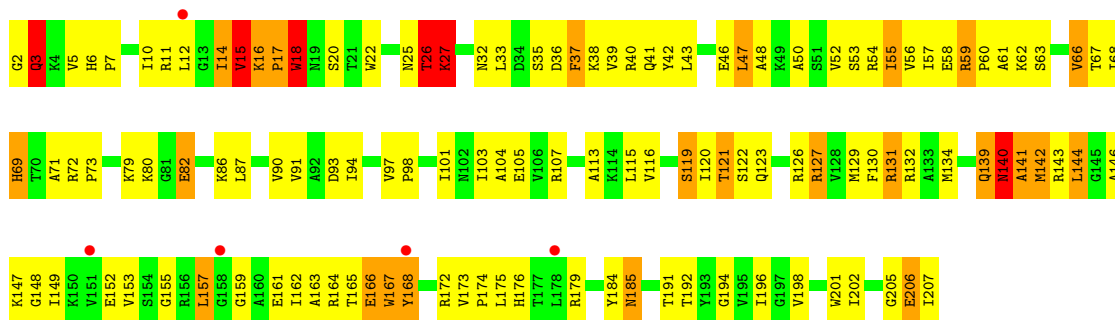
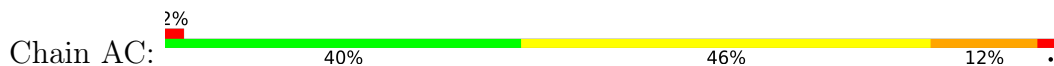




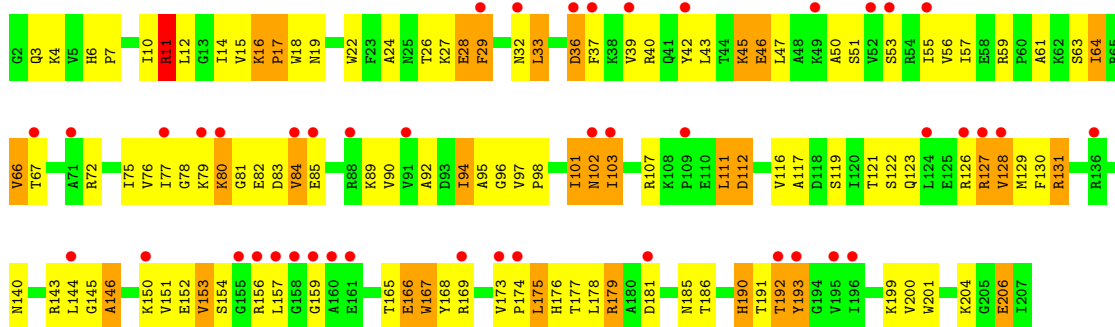
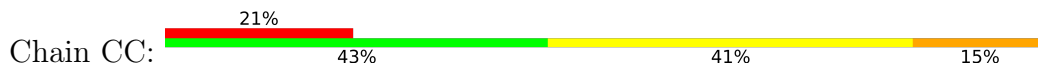




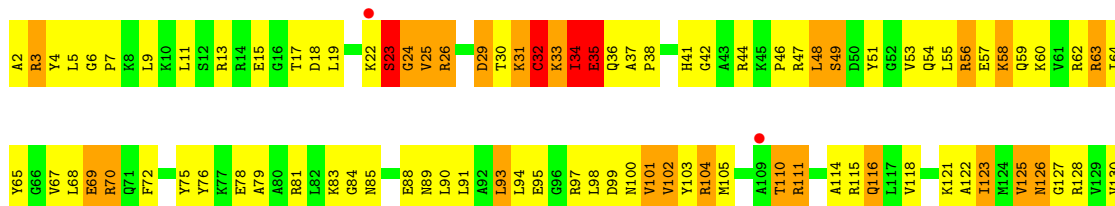
• Molecule 3: 30S ribosomal protein S3

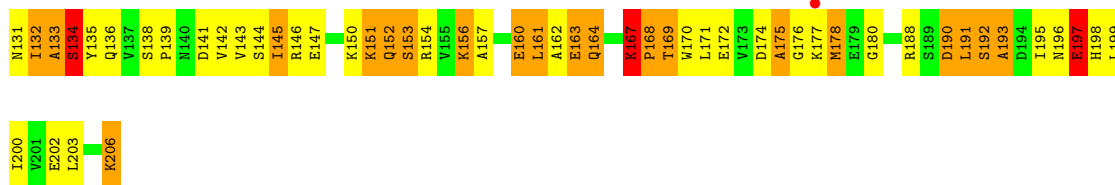


• Molecule 3: 30S ribosomal protein S3

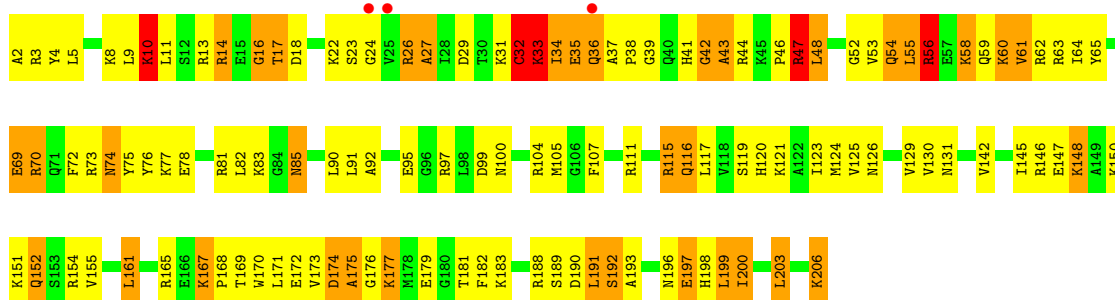


• Molecule 4: 30S ribosomal protein S4

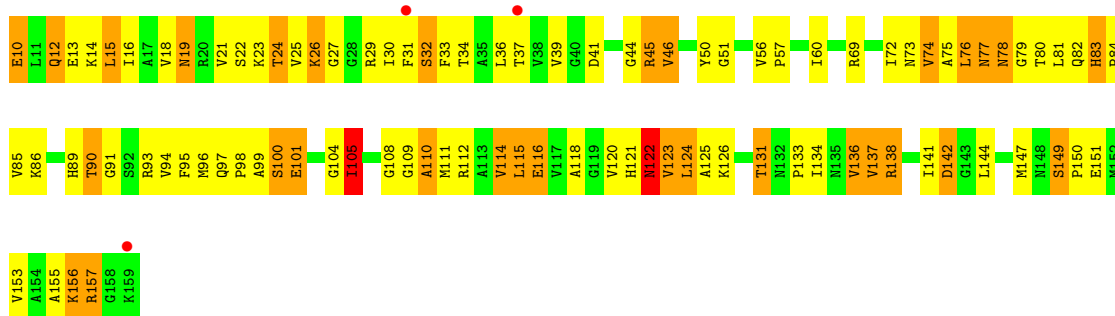





- Molecule 4: 30S ribosomal protein S4



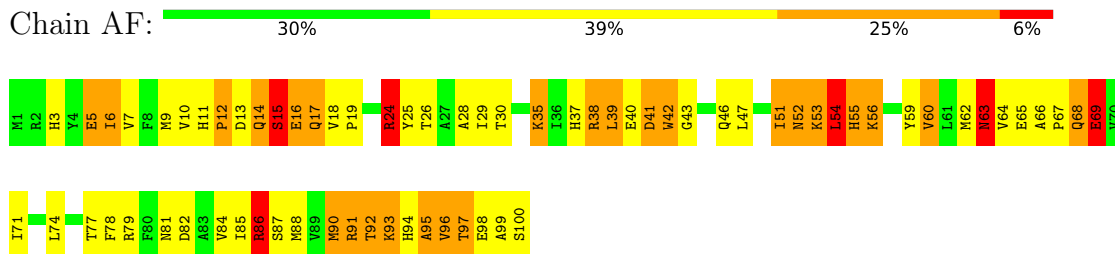
- Molecule 5: 30S ribosomal protein S5



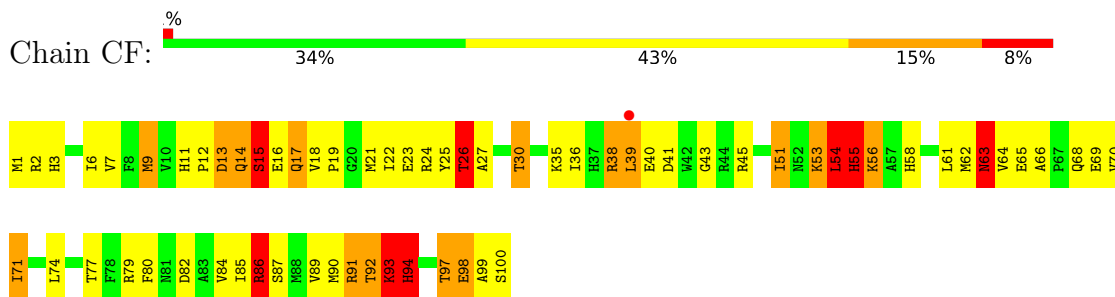
- Molecule 5: 30S ribosomal protein S5



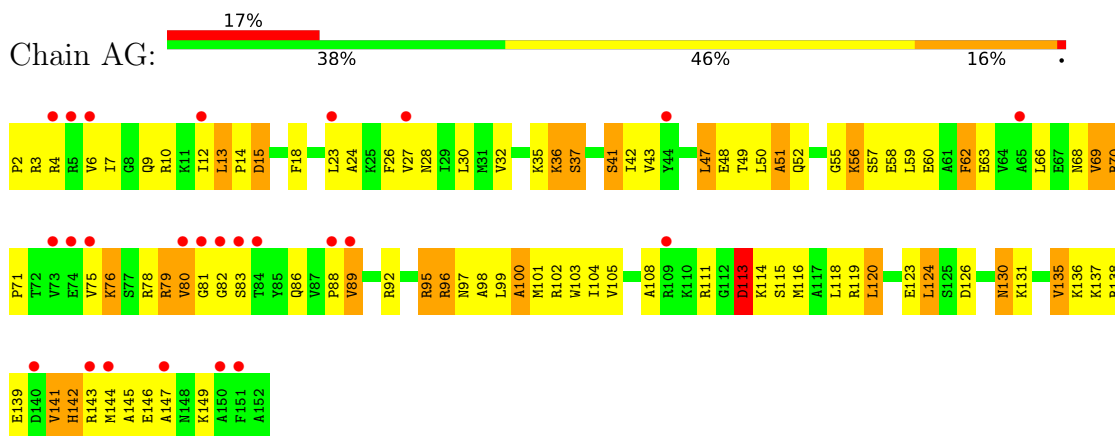
- Molecule 6: 30S ribosomal protein S6



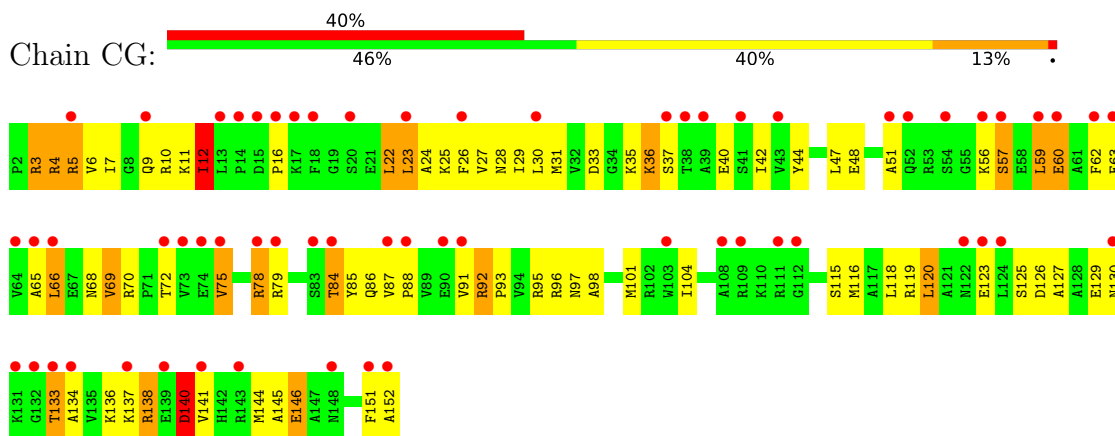
- Molecule 6: 30S ribosomal protein S6



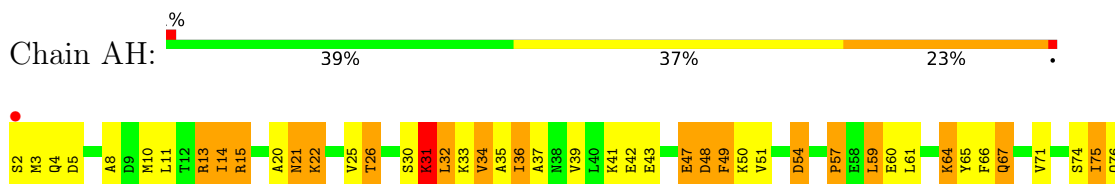
- Molecule 7: 30S ribosomal protein S7



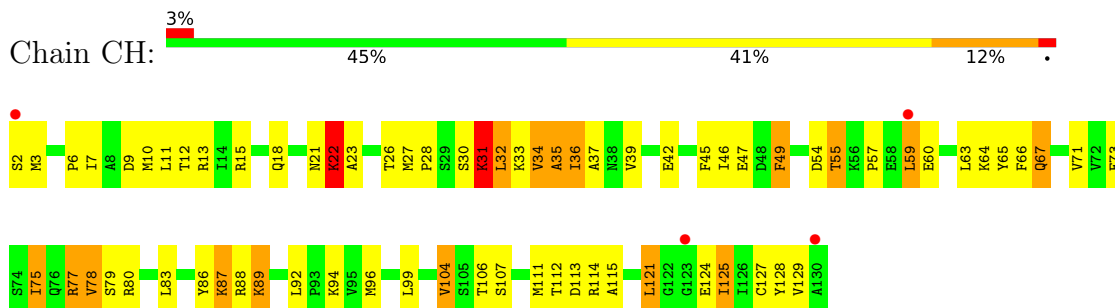
- Molecule 7: 30S ribosomal protein S7



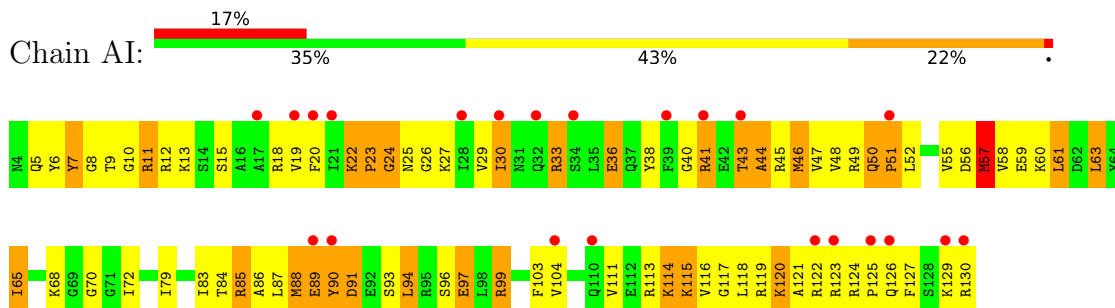
- Molecule 8: 30S ribosomal protein S8



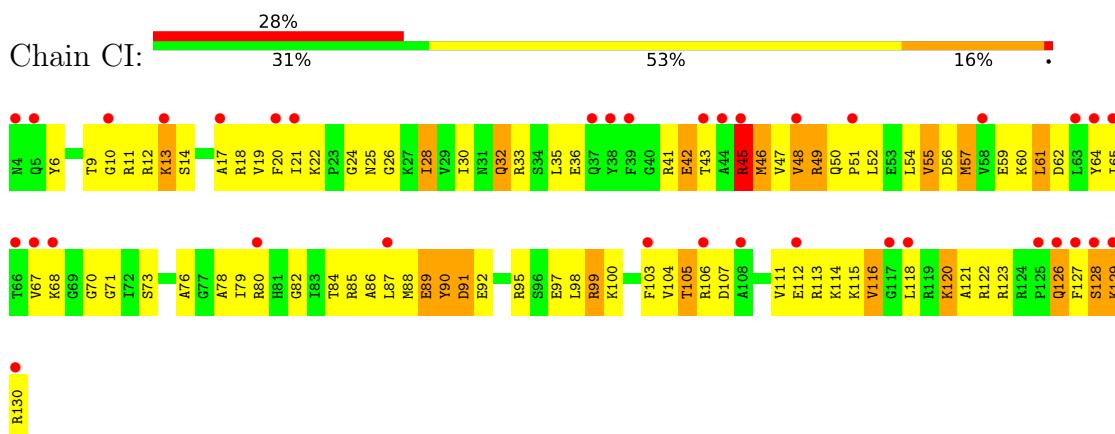
- Molecule 8: 30S ribosomal protein S8



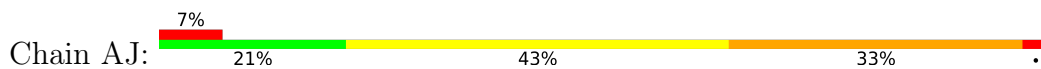
- Molecule 9: 30S ribosomal protein S9

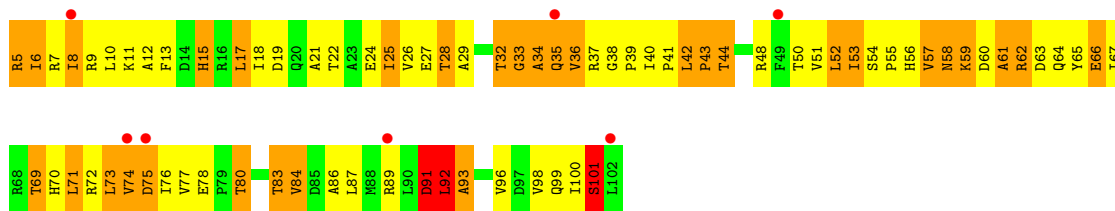


- Molecule 9: 30S ribosomal protein S9

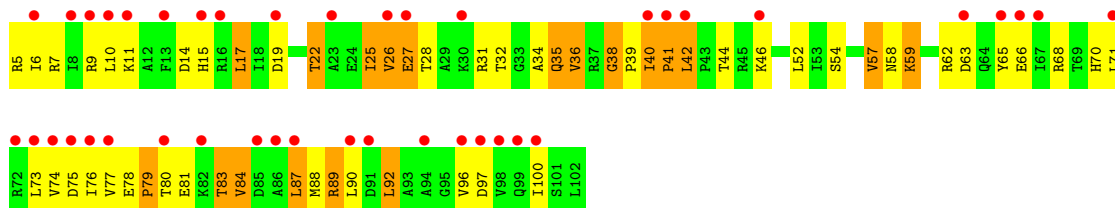
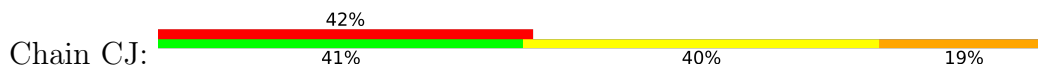


- Molecule 10: 30S ribosomal protein S10

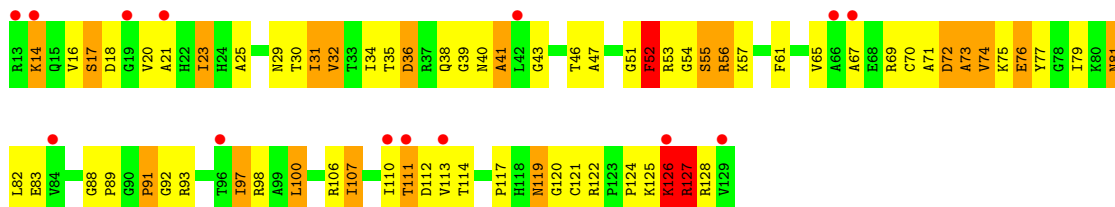
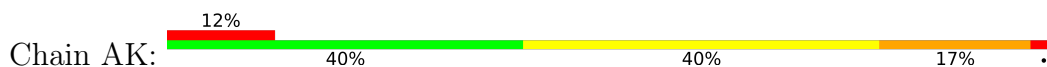




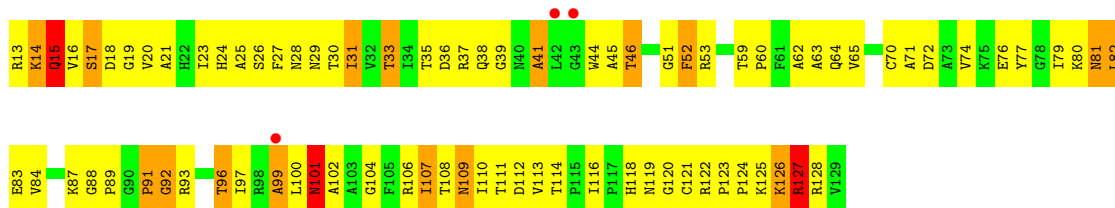
• Molecule 10: 30S ribosomal protein S10



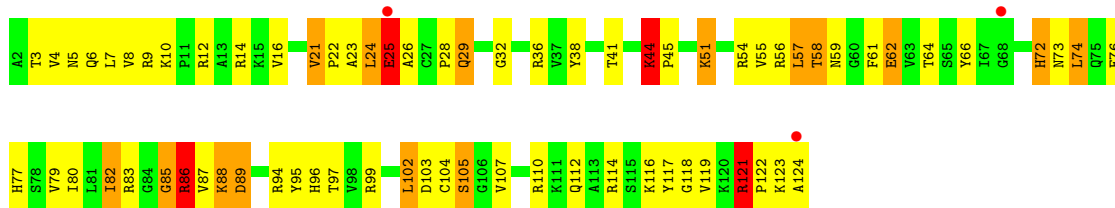
• Molecule 11: 30S ribosomal protein S11



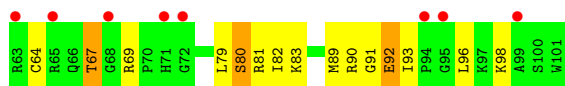
• Molecule 11: 30S ribosomal protein S11



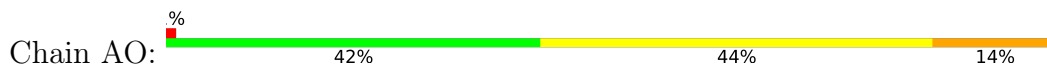
• Molecule 12: 30S ribosomal protein S12



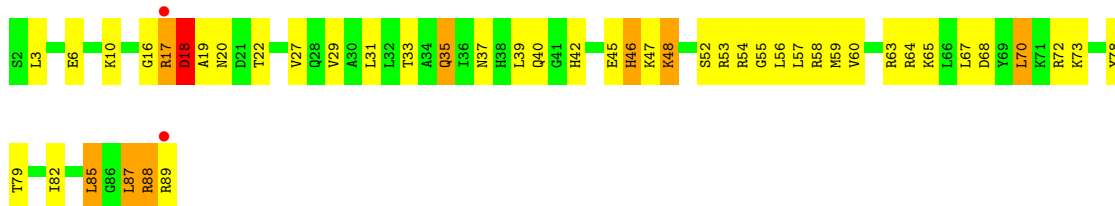




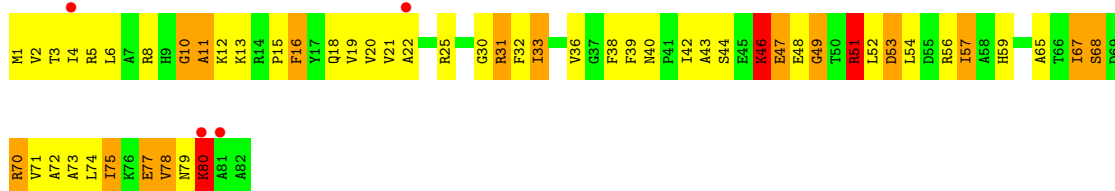
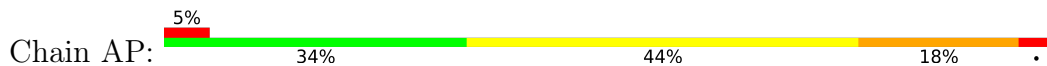
- Molecule 15: 30S ribosomal protein S15



- Molecule 15: 30S ribosomal protein S15



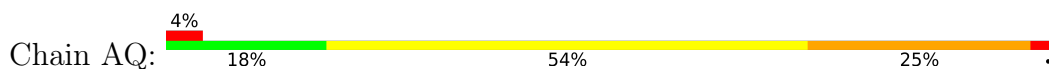
- Molecule 16: 30S ribosomal protein S16

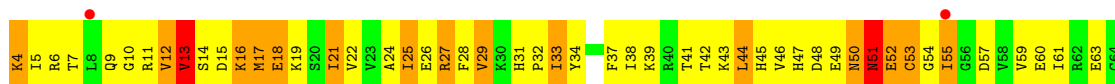


- Molecule 16: 30S ribosomal protein S16



- Molecule 17: 30S ribosomal protein S17

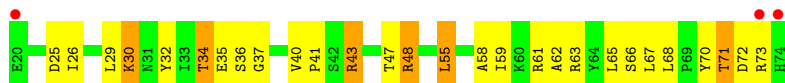




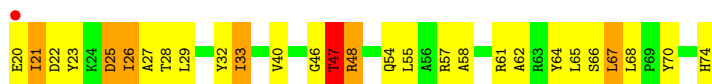
• Molecule 17: 30S ribosomal protein S17




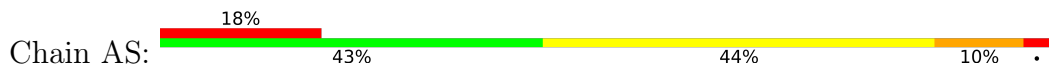
• Molecule 18: 30S ribosomal protein S18



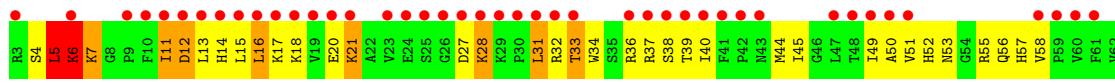
• Molecule 18: 30S ribosomal protein S18



• Molecule 19: 30S ribosomal protein S19



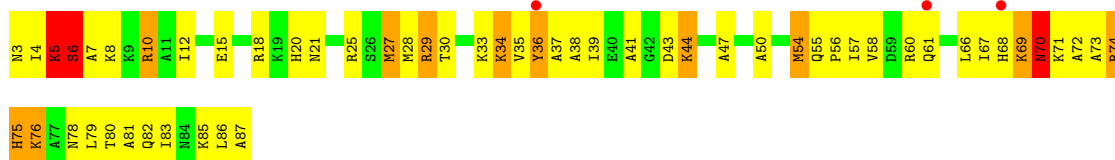
• Molecule 19: 30S ribosomal protein S19



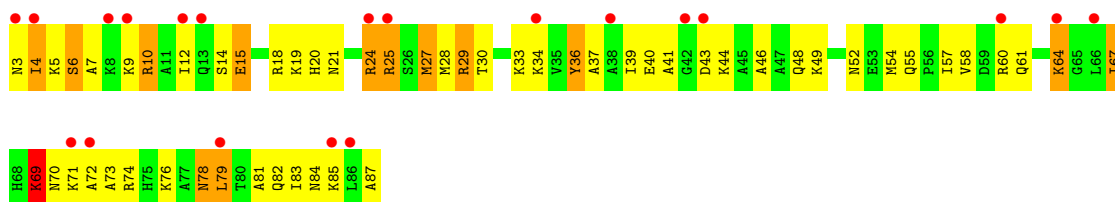




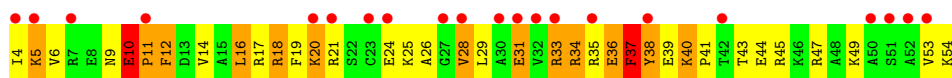
• Molecule 20: 30S ribosomal protein S20



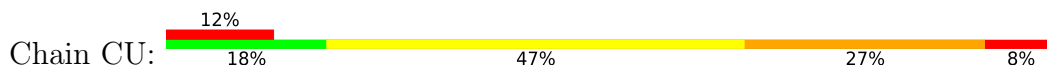
• Molecule 20: 30S ribosomal protein S20



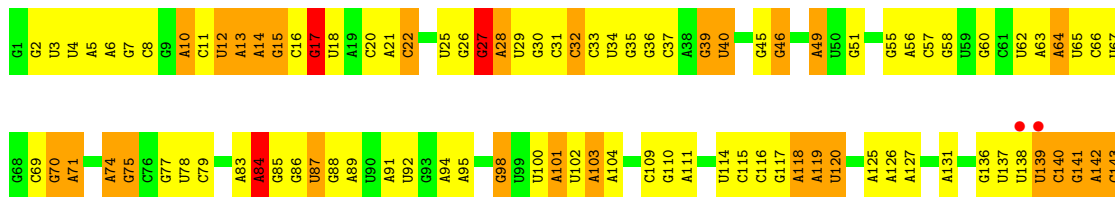
• Molecule 21: 30S ribosomal protein S21



• Molecule 21: 30S ribosomal protein S21

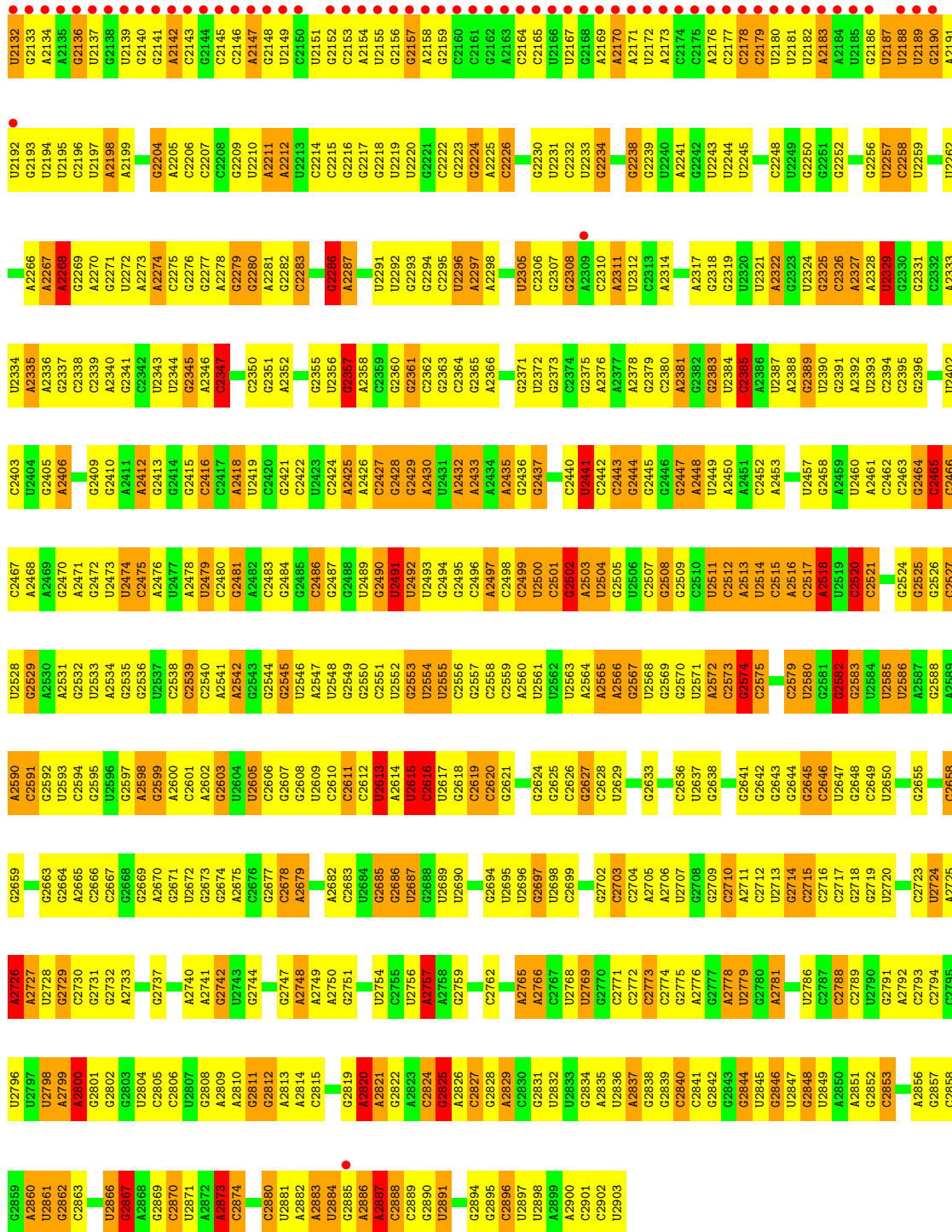


• Molecule 22: 23S rRNA

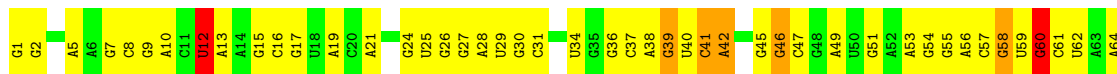


U1132	G1071	A936	G859	A792	C732	U659	C595	A529	A466	G386	A311	C228	U148
A1133	C1072	C937	U860	A793	G733	G659	U596	A529	G467	U987	A311	C229	A149
C1134	A1073	A861	A861	A794	A734	C660	G597	G530	G468	G388	C316	G230	U150
G1135	G1074	G940	G864	A795	A735	A661	U598	C531	G469	G389	C317	G231	C151
G1136	C1075	G941	G865	A796	A736	G662	U599	A532	A472	U990	G318	U235	U158
G1137	C1076	G942	G866	A797	C737	G663	G600	G533	G473	A391	G319	C236	U159
G1138	A1077	A943	A866	G797	G738	G664	C601	G534	G474	U997	A320	C237	G160
C1139	U1078	C944	C867	A800	A739	U665	C602	G535	G475	U997	U321	G242	A160
G1140	A1079	A945	U868	G801	C740	A666	A602	G536	G476	G400	A322	G243	A161
A1141	U1080	C946	G869	A802	U741	A667	G604	G537	A477	G400	C323	U243	U162
A1142	A1081	A947	U870	U803	A742	A668	G604	A538	A478	U403	A324	A244	C163
A1143	U1082	C948	U871	A804	A743	G669	G605	G539	A479	A404	G325	G245	C164
A1144	U1083	G954	A877	G805	U744	A670	U606	G540	A480	A405	G329	G248	A165
C1145	A1084	U955	A878	C806	G745	C671	U607	A541	A481	U406	A330	G249	U166
A1151	U1085	G956	G879	U807	U746	A608	A608	G542	G482	G407	A331	C253	A167
C1152	A1086	U957	U884	G808	U747	A609	A609	G543	A483	G407	C331	C254	G168
C1153	G1087	C957	U885	U811	G748	A675	C610	G544	A484	G411	G332	A255	G178
G1154	U1088	U958	C885	C812	A749	A676	C611	U545	C484	G411	G333	A256	G179
A1155	A1089	A959	A892	C813	U750	A677	G612	U546	C485	C414	G334	A257	G180
A1156	U1090	A960	A893	U814	A751	G681	A613	A547	G488	C414	C335	C264	A181
G1157	C1091	C961	A894	C815	A752	G682	A614	G548	G489	U416	C336	A265	A182
C1158	U1092	G962	C895	C816	A753	U683	U615	G549	G490	C417	G337	C266	G188
U1159	A1093	U963	C896	C817	U754	U684	A616	C550	C491	C418	G338	C267	G189
C1160	U1094	C964	C897	C818	U755	G685	G617	U554	A492	U419	G339	G268	A190
C1161	A1095	U967	A892	G819	U756	A686	G618	C560	U498	C420	A340	A270	A191
G1162	U1096	C968	A896	A820	G757	U686	G619	G561	U499	A429	A348	C271	C192
G1163	C1097	G969	A897	A821	C758	C687	G620	U562	G500	A430	A348	A272	C193
C1164	U1098	U970	A899	A822	G759	U688	G621	A563	A501	U431	C353	G273	G194
A1165	C1100	G971	A905	G823	U760	A689	G622	C564	A502	A432	A354	C276	A195
G1166	U1101	C972	A906	C824	A761	G690	C623	U567	A503	U355	G356	G277	A196
C1167	C1102	U973	U906	U825	U762	G691	C624	U567	A504	C440	G357	A278	C198
G1168	U1103	G974	U907	A826	G763	G692	G634	U568	A505	U441	C357	A279	A199
A1169	C1104	A975	C907	A827	A764	A693	C635	U569	G806	G442	U358	A279	G205
G1170	U1105	G976	U908	U827	C765	U694	G636	G570	A507	A443	U359	U280	G206
C1171	G1106	G977	A910	A828	U766	G695	G637	U571	A508	C444	U360	C281	U206
C1172	U1107	G978	A911	G829	U767	G696	U638	A572	C509	G445	G361	A282	A207
U1173	U1108	A979	C912	G830	G768	G697	U639	A574	C510	G446	A362	G283	C208
U1174	C1109	A980	U913	G831	U769	C698	C640	A574	U511	A447	A362	C208	C209
A1175	G1110	A981	U914	U832	U770	C699	U641	A575	A513	U448	U365	U286	G209
U1176	A1111	C982	C915	G833	G771	G700	U641	G578	A514	A449	U366	G287	C210
C1177	G1112	A983	C916	G834	U772	G701	A644	U579	A515	A450	G367	U288	C211
G1178	U1113	A984	A917	U839	U773	A705	G645	A580	A516	G451	A368	G289	G212
U1179	C1114	C986	A918	C840	G774	A706	U646	A581	C516	G452	U369	A284	A213
U1180	G1115	C987	A919	U841	G775	A716	U647	C581	C517	A453	G370	G295	G214
G1181	U1116	U988	U920	G842	G776	C717	G648	A582	G518	A454	A371	C295	G215
C1182	C1117	C921	C921	U842	G777	A722	U648	A583	A519	C455	G372	A216	A216
U1183	U1118	G922	G923	U843	U778	G713	A644	A584	G520	C456	A299	A299	A221
U1184	C1119	A990	G924	U844	U779	U714	G645	A585	U521	G457	G375	A300	A222
G1185	U1120	C991	G924	U845	U780	A715	U646	A586	A522	G458	G376	G301	A223
C1186	G1121	C992	A927	A849	A781	A716	U647	A587	C523	A459	G377	C362	U224
U1188	U1122	C993	A928	U849	A782	C717	G648	A588	G524	A460	C378	G308	C225
C1189	C1123	C994	A929	U852	G784	A722	U649	A589	G525	C461	G379	A309	A226
G1190	U1124	C995	U929	G852	G785	A726	U651	A590	A526	G462	G380	A310	A227
A1191	G1125	A996	G930	C853	C786	A727	U652	A591	G527	A463	G381	G308	A227
A1126	A1126	C997	U931	C854	C787	A728	U653	A592	G528	A464	G382	G308	A227
G1192	A1127	C998	U932	G855	A788	G728	U654	A593	G529	A465	C379	A309	A227
C1193	G1128	U999	A933	G856	A789	G729	U655	A594	G530	A466	G380	A309	A227
A1194	A1194	U1000	U934	G857	A790	A730	U656	A595	A526	A467	G381	A310	A227
G1195	G1195	A1001	C935	G858	C791	C731	U657	A596	C527	G465	G381	A310	A227

G2067	U2074	A2003	U1931	A1866	U1798	G1731	A1855	A1586	G1514	G1448	G1382	A1321	C1196
G2068	U2075	C2006	A1952	G1867	G1799	C1732	C1856	G1587	A1515	G1449	A1383	A1322	G1197
G2069	U2076	C2007	G1933	G1868	C1800	G1733	U1657	G1588	G1516	G1450	A1384	C1323	U1198
G2070	U2077	U2007	C1934	G1869	A1801	G1734	G1658	U1589	C1451	U1263	A1385	G1324	U1199
G2071	U2078	C2008	G1935	G1870	A1802	U1735	G1659	G1590	G1452	A1264	A1386	U1325	C1200
C2072	U2079	A2009	A1936	A1871	A1805	A1736	G1660	A1591	U1520	A1453	U1326	A1265	A1204
C2073	U2080	C2012	A1937	A1872	A1806	G1737	G1661	C1592	U1523	A1454	A1327	G1266	A1205
U2074	U2081	A2013	A1938	G1873	G1807	A1738	G1662	A1593	G1524	G1455	U1267	U1267	A1206
U2075	A2014	A2014	U1939	G1874	A1808	A1739	G1663	A1594	A1525	U1328	A1328	A1268	U1207
U2076	A2015	A2015	A1940	G1875	A1809	G1740	A1664	A1595	G1526	A1457	A1329	A1269	C1207
A2077	U2016	U2016	C1941	A1876	A1810	C1741	C1665	C1596	G1527	U1458	G1331	C1270	C1208
C2078	U2017	U2017	G1942	G1879	G1811	G1742	G1667	U1599	U1529	G1459	A1332	G1271	U1209
U2078	U2018	G2018	G1943	G1880	G1812	A1744	A1668	C1600	A1532	U1460	G1333	A1272	
A2080	G2018	G2018	U1944	U1880	U1812	A1745	A1669	G1601	C1533	C1461	G1334		G1212
U2081	A2019	A2019	G1945	U1883	G1813	A1746	U1670	A1602	U1534		G1335	A1274	A1213
A2082	A2020	A2020	A1951	U1884	C1816	A1747	U1671	A1603	A1535	U1467	A1336	A1275	A1214
U2086	C2021	U2022	U1952	G1884	G1817	U1748	A1672	U1604	U1536	U1468	G1337	A1276	G1215
G2087	C2023	C2023	A1953	A1885	U1818	C1748	G1673	G1606	G1537	A1469	U1338	G1277	G1216
	C2024	C2024	G1954	A1889	U1819	A1749	G1674	C1607	U1542	A1470	U1339	G1278	U1217
U2092	C2025	C2025	U1955	A1890	A1819	G1750	C1675	A1608	U1543	G1471	U1340	G1279	U1218
G2093	U2026	U2026	U1956	A1898	U1820	U1751		A1609	G1544	U1472	G1341	G1280	U1219
A2094	G2027	A2094	C1957	G1891	A1821	A1754	U1680	A1610	A1544	G1473	A1342	G1281	G1220
C2095	U2028	U2028	G1958	G1892	C1822	A1755	U1681	G1613	A1545	U1474	G1343	U1282	C1221
A2097	G2029	G2029	G1959	G1894	G1824	G1756	U1682	A1614	G1546	G1475	U1344	G1283	U1222
	A2030	A2030	A1960	C1895	U1825	A1757	G1683	G1617	A1548	U1476	C1345	A1284	G1223
U2098	A2031	A2031	C1961		G1826	U1758	G1685	C1617	A1549	A1477	G1346	A1285	U1224
U2099	C2032	C2032	C1962	U1898	U1827	A1759	C1686	U1618	U1549	G1478	A1347	G1225	G1225
G2100	U2033	U2033	G1963	A1899	G1828	C1760	G1687	A1618	A1551	U1479	C1348	A1287	A1226
A2101	U2034	U2034	A1964	A1900	A1829	C1761	U1688	G1620	A1552	U1480	C1349	G1288	G1227
G2102	G2035	G2035	C1965	A1901	A1829	A1762	U1689	G1621	A1553	U1481	C1350	G1289	
C2103	C2036	C2036	A1966	G1902	C1832	G1763	U1692	G1622	U1554	G1482	C1351	C1290	A1230
C2104	A2037	A2037	C1967	G1903	C1833	C1764	U1693	G1623	G1555	U1483	U1352	G1291	U1231
U2105	G2038	G2038	G1968	G1904	U1834	U1765	U1694	A1624	G1556	U1484	A1353	G1292	A1232
U2106	U2039	U2039	A1969	G1905	U1835	G1766	G1695	C1625	C1557	U1487	A1354	C1293	C1233
G2107	G2040	G2040	A1970	G1906	C1838	G1767	G1696	A1626	U1558	G1488	G1355	U1294	U1234
A2108	U2041	U2041	G1971	G1907	G1839	G1768	G1697	A1627	U1562	C1489	C1356	G1295	G1235
U2109	A2042	A2042	G1972	C1908	G1840	U1769	A1698	G1627	U1563	A1490	G1357	G1296	G1236
G2110	C2043	C2043	U1973	G1909	U1841	G1770	G1699	G1628	U1564	G1491	U1358	C1297	A1237
C2044	C2044	C2044	G1974	U1910	G1842	A1773	A1700	G1631	C1564	G1492	A1359	G1298	G1238
C2047	C2047	C2047	G1975	A1912	C1843	C1774	C1706	A1632	C1565	C1493	G1360	G1299	G1239
A2114	C2050	C2050	G1983	A1913	G1846	U1775	G1707	A1633	C1566	C1494	G1361	G1300	U1240
G2115	A2051	A2051	C1984	A1914	A1847	U1776	G1708	A1634	A1567	A1495	C1362	A1301	A1241
A2117	C2052	C2052	C1985	U1915	A1848	G1776	U1709	A1635	G1568	A1496	C1363	A1302	U1242
U2118	G2053	G2053	G1986	A1916	G1849	U1779	U1709	U1636	A1569	C1499	G1364	G1303	C1243
A2119	U2118	U2118	A1987	U1917	G1850	A1784	U1712	A1637	A1570	G1500	A1366	C1305	A1245
A2054	A2119	A2054	U1951	A1918	U1851	U1784	A1713	C1638	A1571	G1501	A1367	A1307	A1246
C2055	G2120	G2120	U1952	A1919	U1852	A1785	U1714	C1639	A1572	A1502	G1368	G1307	G1247
G2056	G2121	G2121	A1953	A1920	U1853	A1786	G1715	A1640	G1573	U1503	G1369	A1308	A1248
G2057	U2122	U2122	A1954	G1921	A1854	U1716	U1716	G1645	U1576	A1504	G1371	U1249	G1250
A2058	G2123	G2123	C1994	U1922	U1855	A1717	A1717	C1646	C1577	A1505	U1372	G1309	U1251
A2059	U2124	U2124	U1995	U1923	U1856	C1790	G1718	A1647	U1578	A1506	A1373	U1312	C1251
A2060	G2125	G2125	C1996	U1924	G1857	A1791	G1719	A1648	A1579	U1507	G1374	U1313	G1252
C2061	U2126	U2126	C1997	G1925	A1858	G1792	U1720	G1649	A1580	C1507	U1375	C1314	A1253
A2062	G2127	G2127	U1998	U1926	U1859	G1793	G1721	A1588	A1581	A1509	G1376	C1315	C1315
C2063	G2128	G2128	C1999	A1927	U1859	U1926	A1722	G1651	C1582	G1510	A1377	U1316	U1255
C2064	U2129	U2129	C2000	A1928	G1863	A1794	U1722	G1652	A1583	G1511	A1378	G1317	G1256
C2065	U2130	U2130	C2001	G1929	U1864	U1796	U1729	A1653	U1511	C1512	U1379	U1318	U1257
C2066	G2131	G2131	G2002	G1930	U1865	G1797	C1730	A1654	C1585	U1513	G1380	C1319	U1258
											G1381	C1320	G1259




• Molecule 22: 23S rRNA



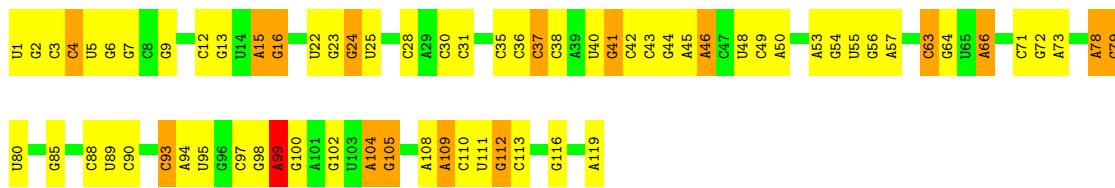




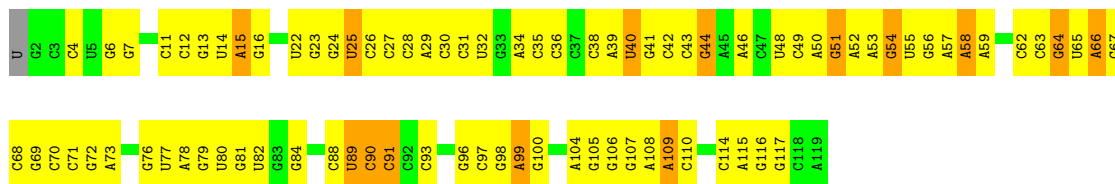


• Molecule 23: 5S rRNA

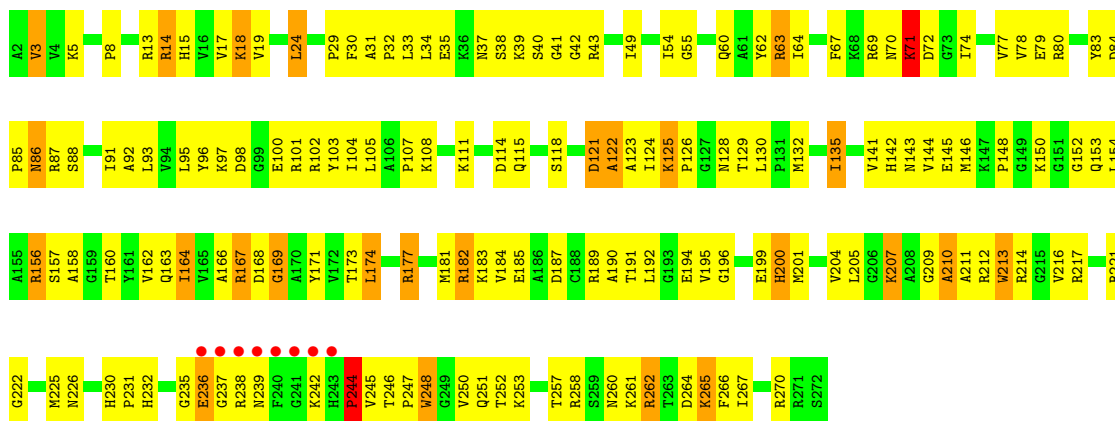




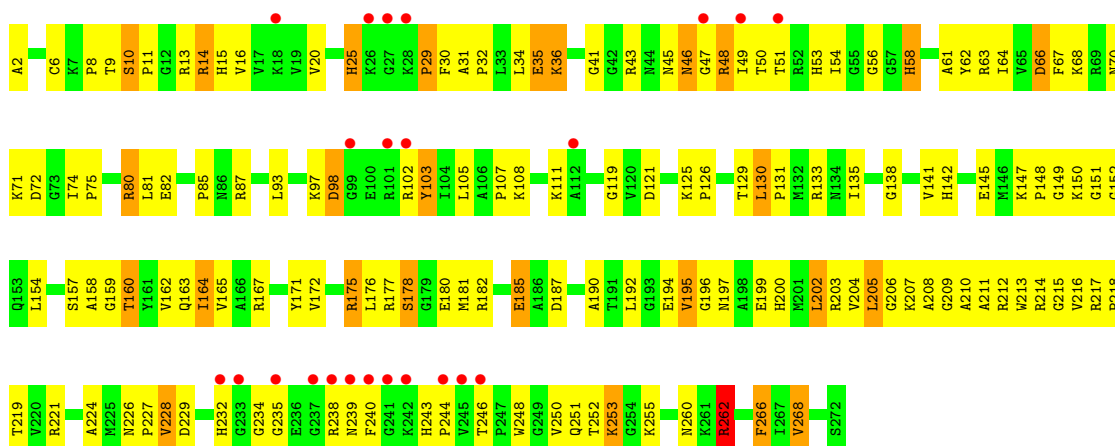
• Molecule 23: 5S rRNA



• Molecule 24: 50S ribosomal protein L2



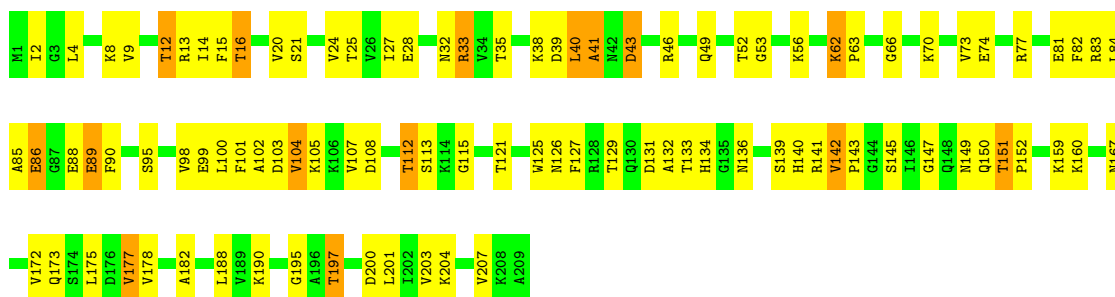
• Molecule 24: 50S ribosomal protein L2





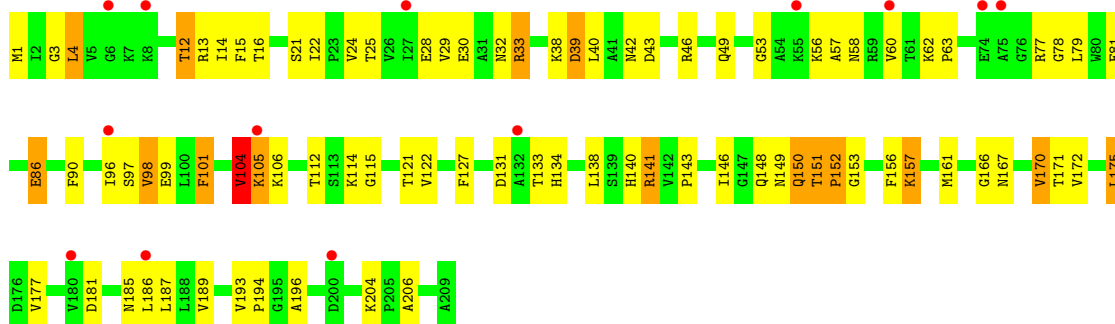
- Molecule 25: 50S ribosomal protein L3

Chain BD: 



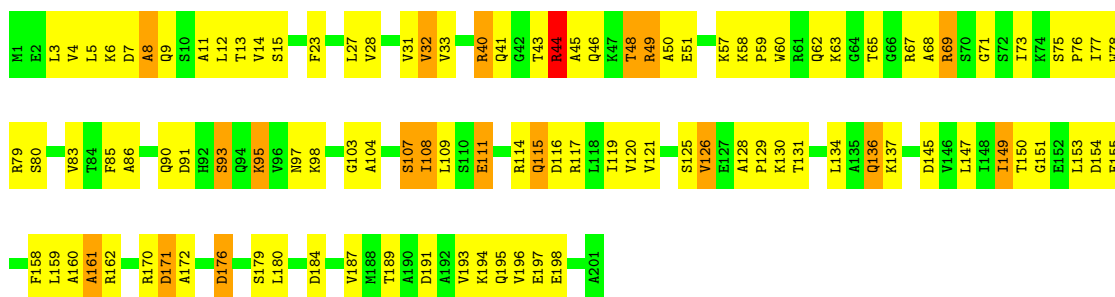
- Molecule 25: 50S ribosomal protein L3

Chain DD: 



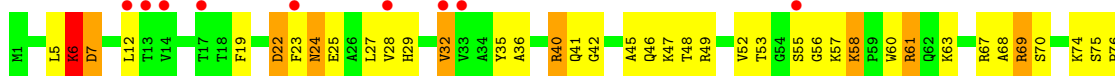
- Molecule 26: 50S ribosomal protein L4

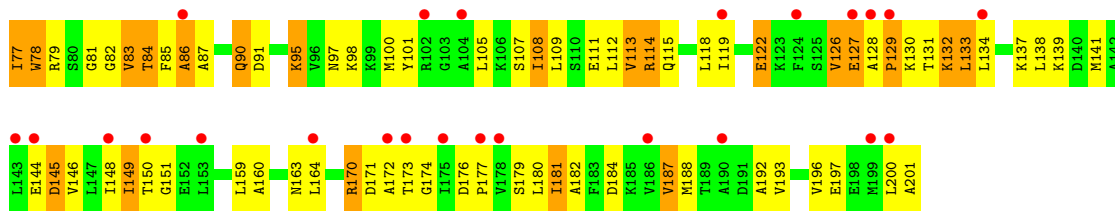
Chain BE: 



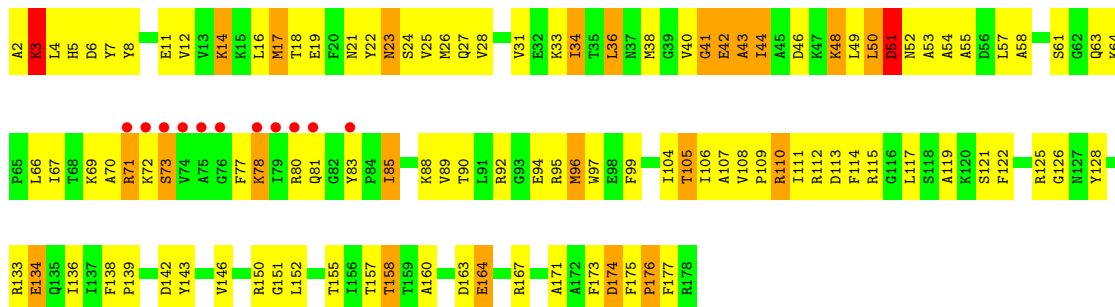
- Molecule 26: 50S ribosomal protein L4

Chain DE: 

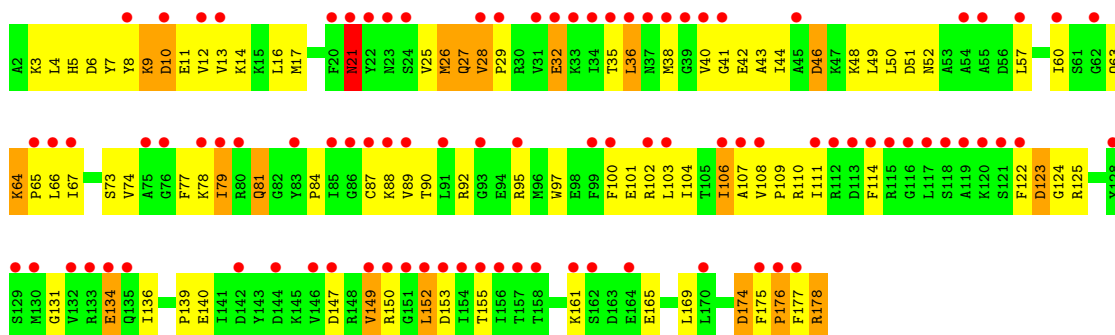




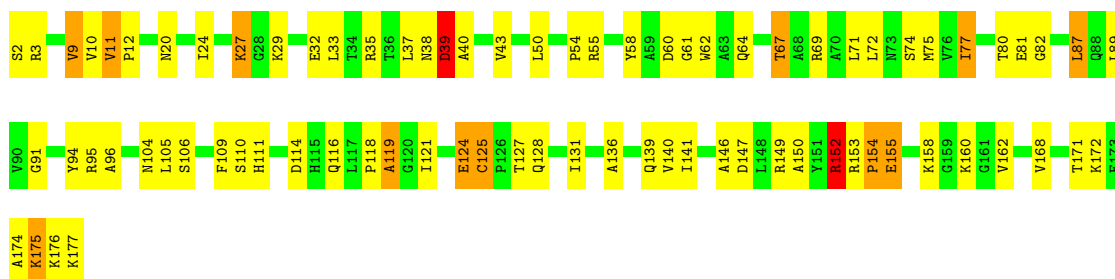
• Molecule 27: 50S ribosomal protein L5



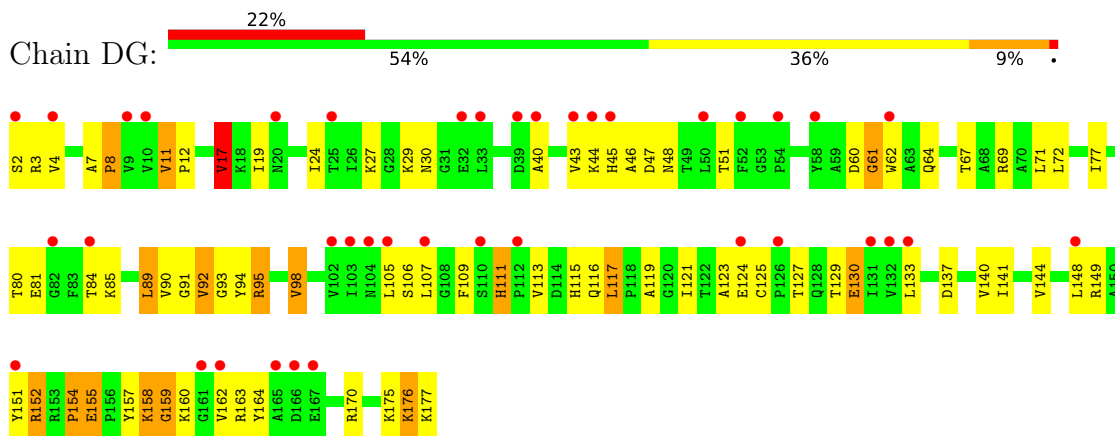
• Molecule 27: 50S ribosomal protein L5



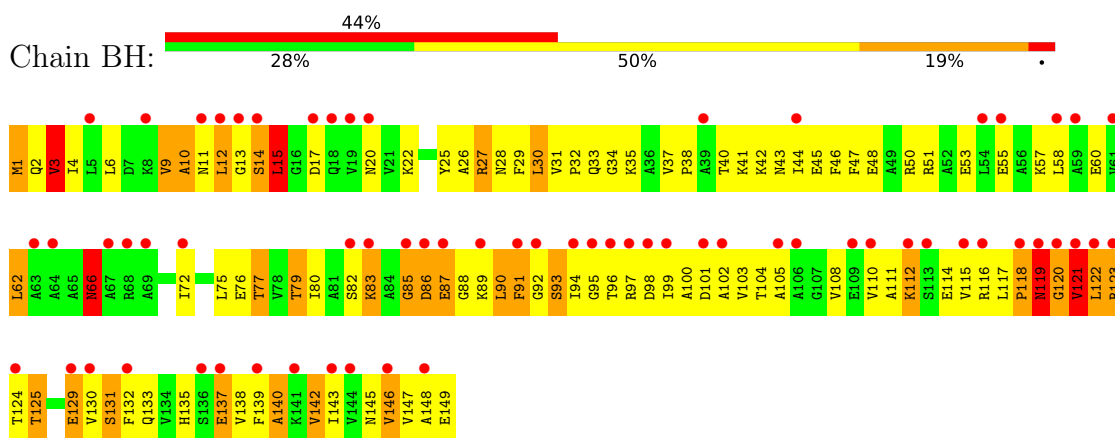
• Molecule 28: 50S ribosomal protein L6



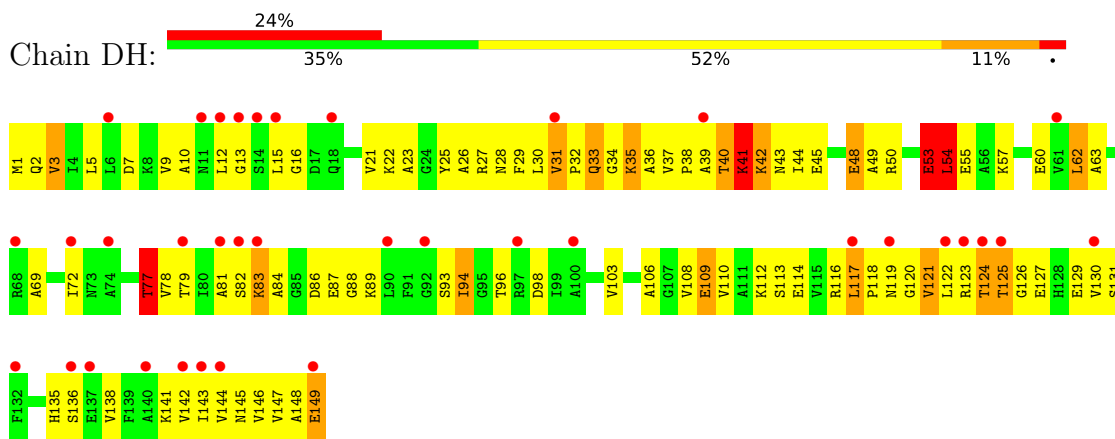
• Molecule 28: 50S ribosomal protein L6



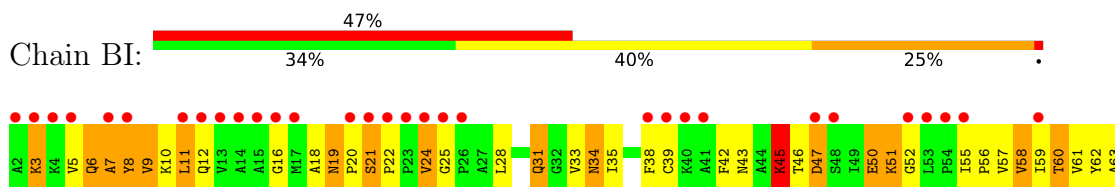
- Molecule 29: 50S ribosomal protein L9

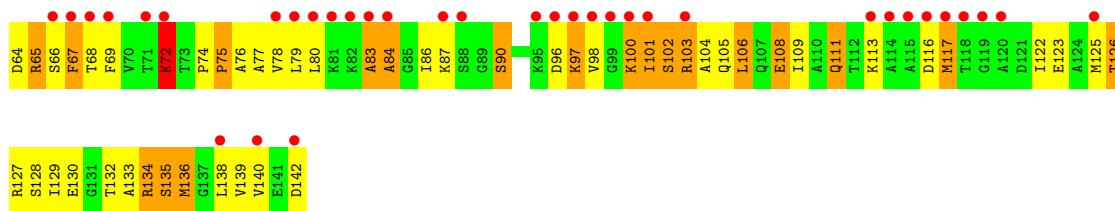


- Molecule 29: 50S ribosomal protein L9

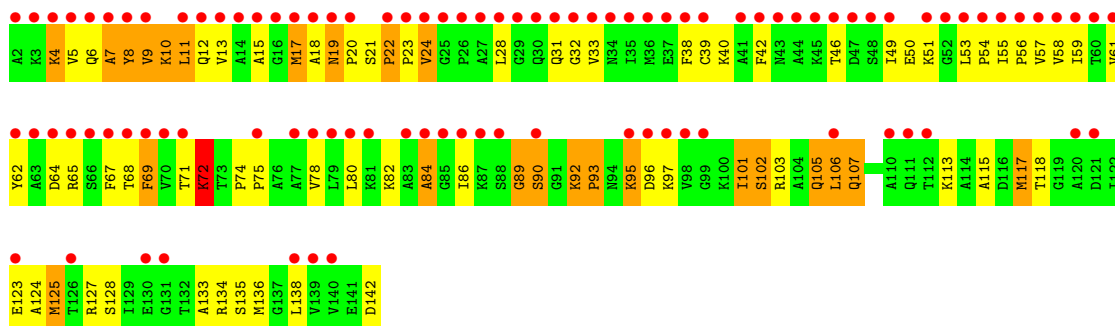
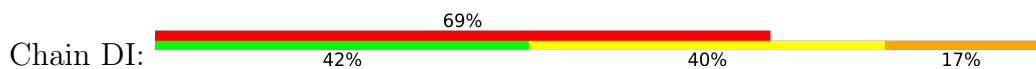


- Molecule 30: 50S ribosomal protein L11

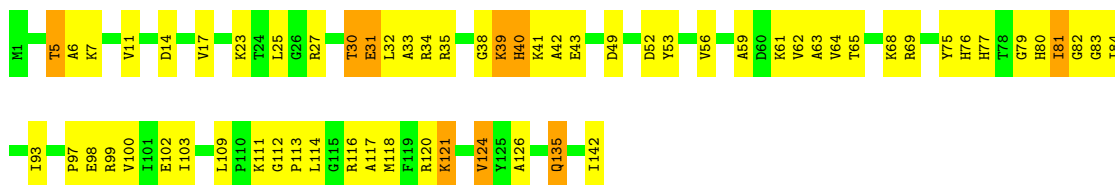




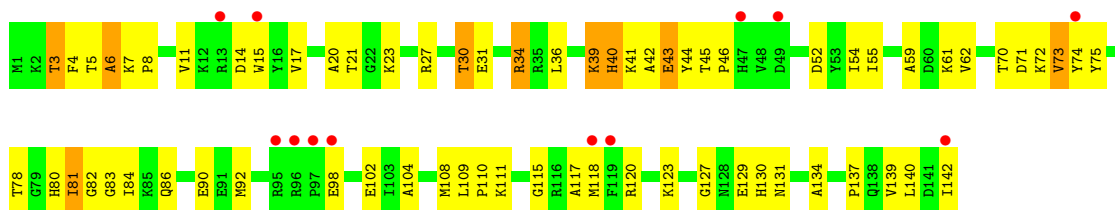
- Molecule 30: 50S ribosomal protein L11



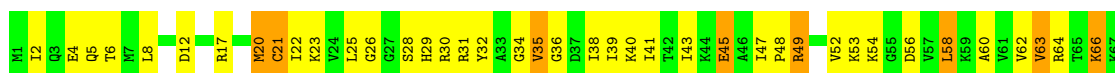
- Molecule 31: 50S ribosomal protein L13



- Molecule 31: 50S ribosomal protein L13

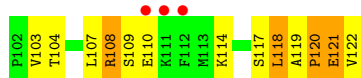


- Molecule 32: 50S ribosomal protein L14

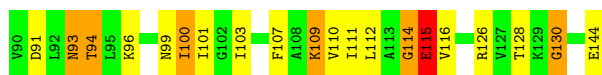




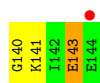
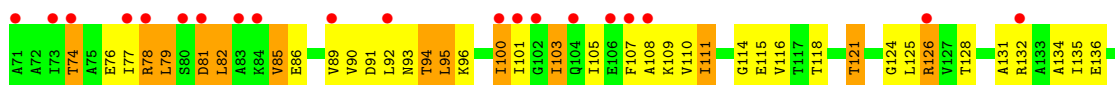
- Molecule 32: 50S ribosomal protein L14



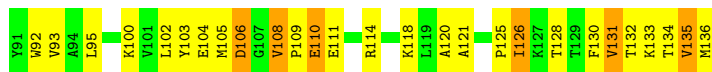
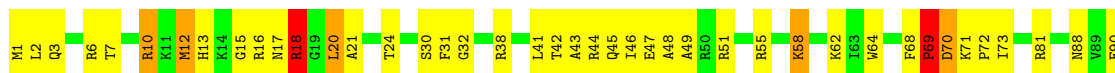
- Molecule 33: 50S ribosomal protein L15



- Molecule 33: 50S ribosomal protein L15

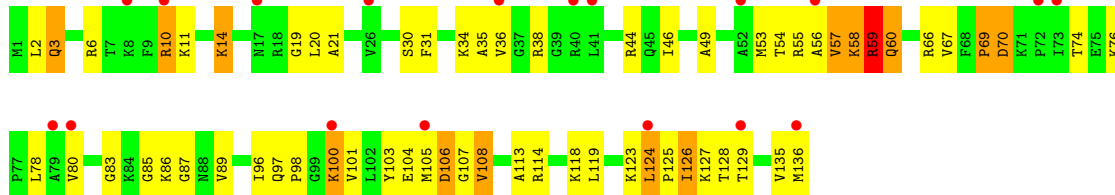


- Molecule 34: 50S ribosomal protein L16



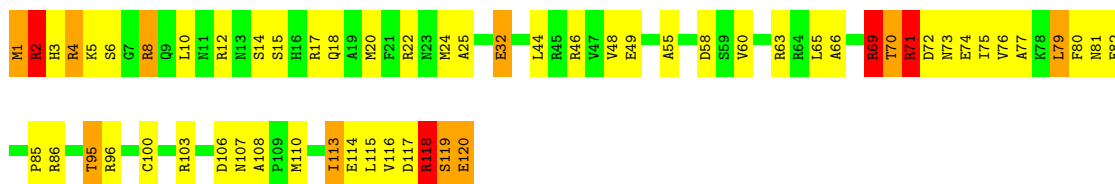
- Molecule 34: 50S ribosomal protein L16

Chain DM: 



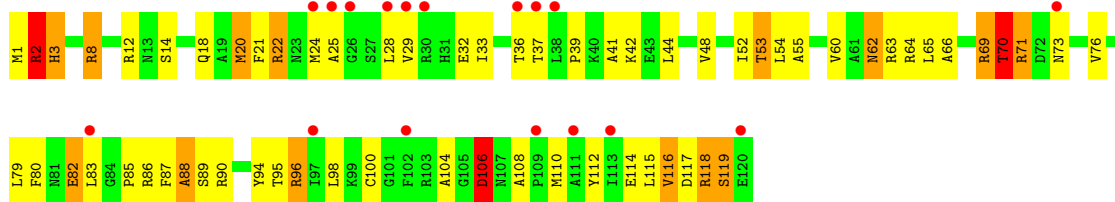
- Molecule 35: 50S ribosomal protein L17

Chain BN: 



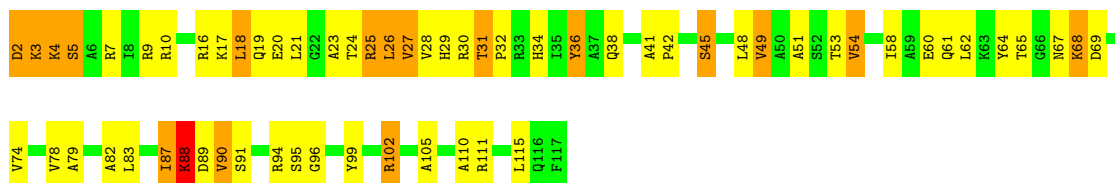
- Molecule 35: 50S ribosomal protein L17

Chain DN: 




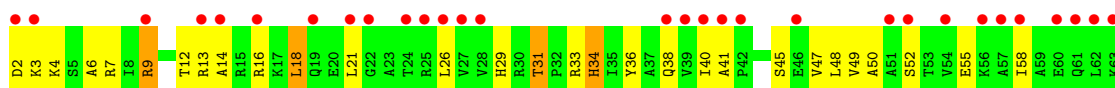
- Molecule 36: 50S ribosomal protein L18

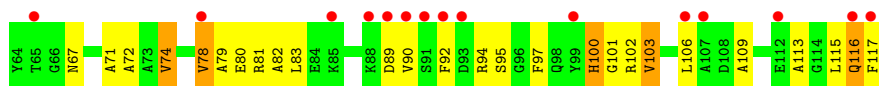
Chain BO: 



- Molecule 36: 50S ribosomal protein L18

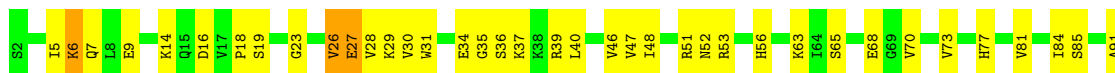
Chain DO: 





- Molecule 37: 50S ribosomal protein L19

Chain BP: 53% 39% 7%



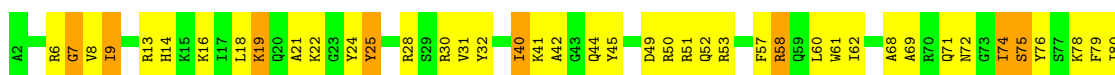
- Molecule 37: 50S ribosomal protein L19

Chain DP: 11% 54% 35% 1%




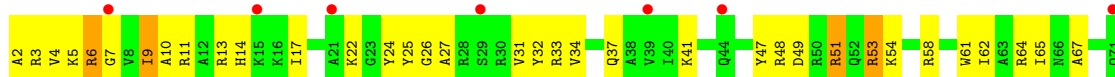
- Molecule 38: 50S ribosomal protein L20

Chain BQ: 48% 44% 9%



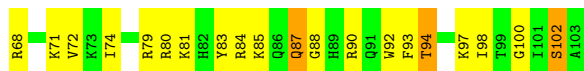
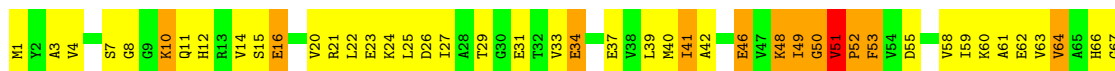
- Molecule 38: 50S ribosomal protein L20

Chain DQ: 8% 52% 44% 1%

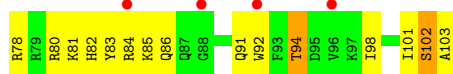
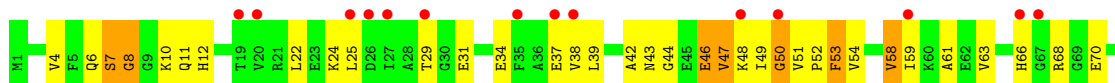


- Molecule 39: 50S ribosomal protein L21

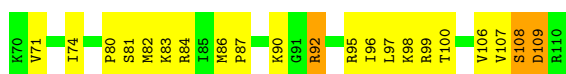
Chain BR: 37% 49% 14% 1%



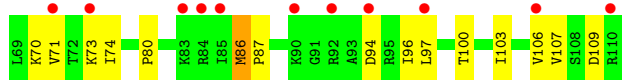
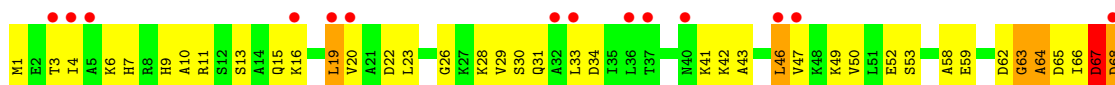
- Molecule 39: 50S ribosomal protein L21



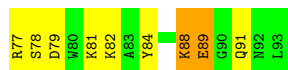
- Molecule 40: 50S ribosomal protein L22



- Molecule 40: 50S ribosomal protein L22

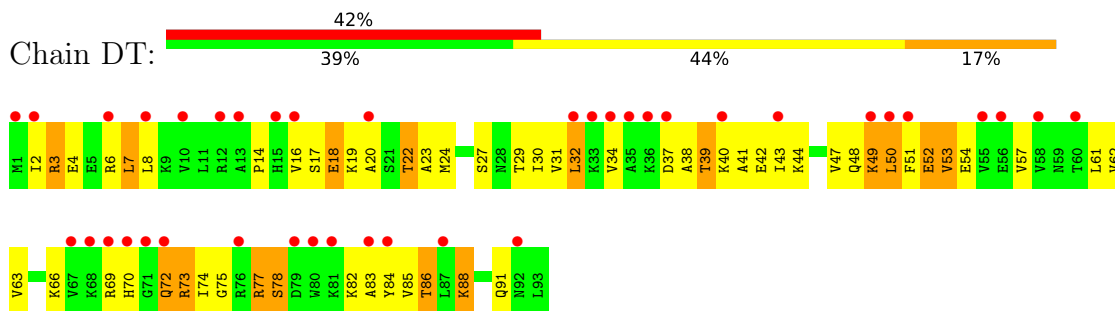


- Molecule 41: 50S ribosomal protein L23

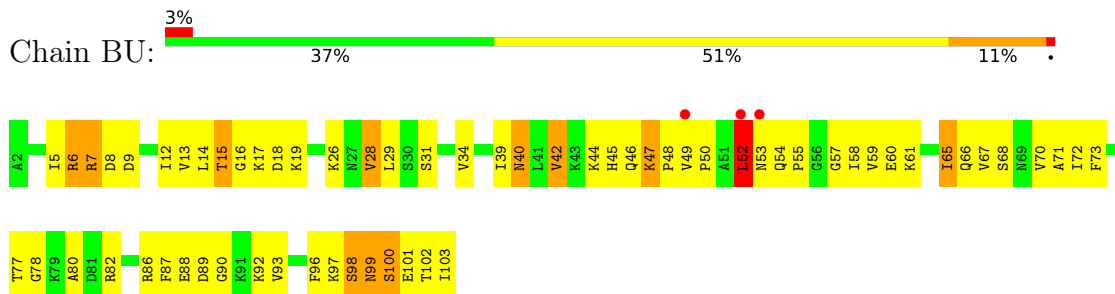


- Molecule 41: 50S ribosomal protein L23

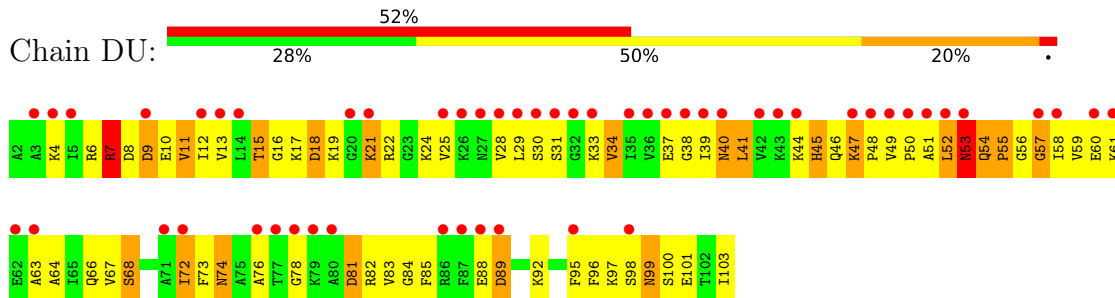




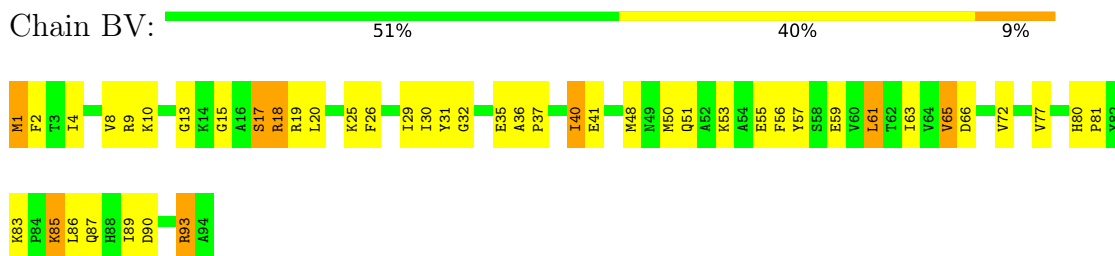
- Molecule 42: 50S ribosomal protein L24



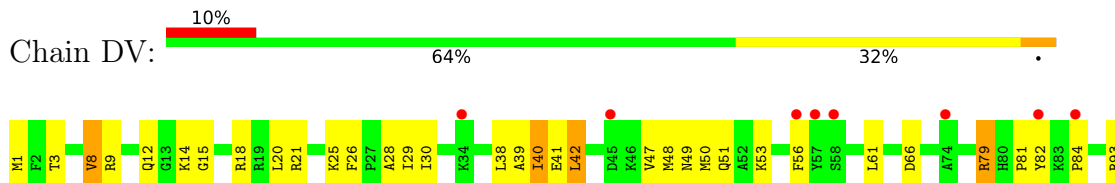
- Molecule 42: 50S ribosomal protein L24



- Molecule 43: 50S ribosomal protein L25



- Molecule 43: 50S ribosomal protein L25



A94

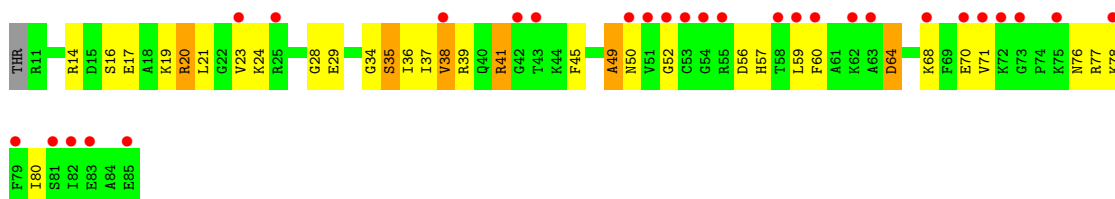
- Molecule 44: 50S ribosomal protein L27

Chain BW: 55% 39% 5%



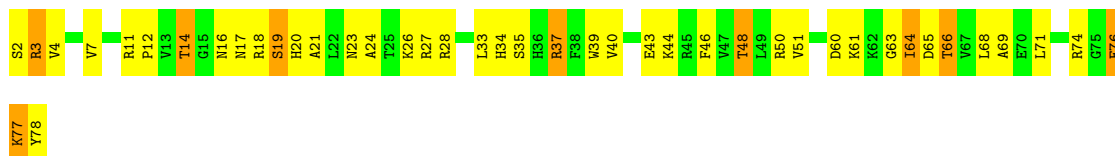
- Molecule 44: 50S ribosomal protein L27

Chain DW: 37% 55% 36% 8%



- Molecule 45: 50S ribosomal protein L28

Chain BX: 44% 44% 12%



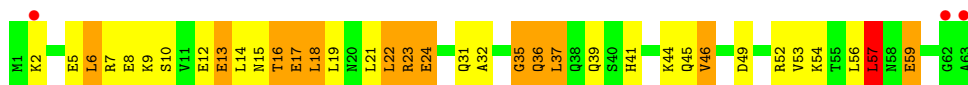
- Molecule 45: 50S ribosomal protein L28

Chain DX: 18% 34% 55% 12%

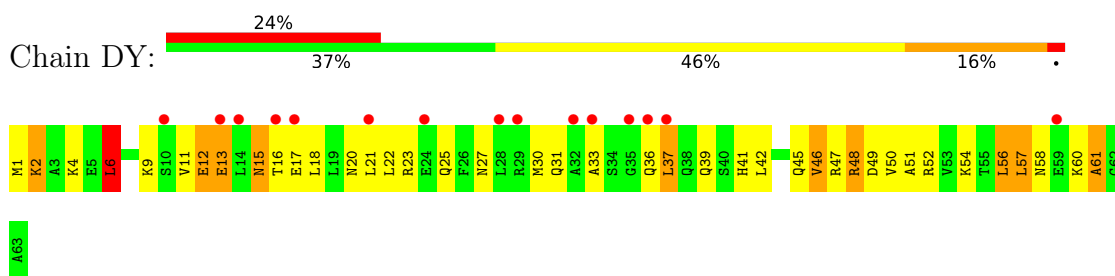


- Molecule 46: 50S ribosomal protein L29

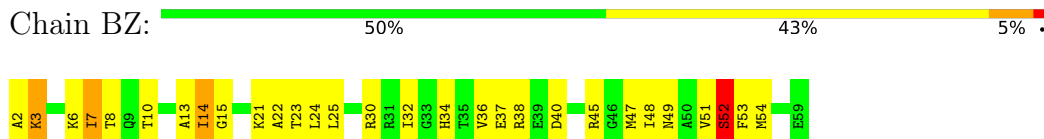
Chain BY: 5% 43% 35% 21%



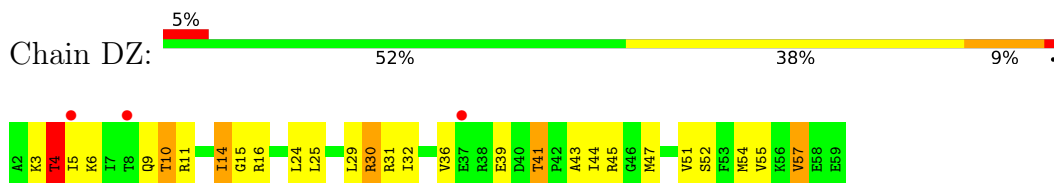
- Molecule 46: 50S ribosomal protein L29



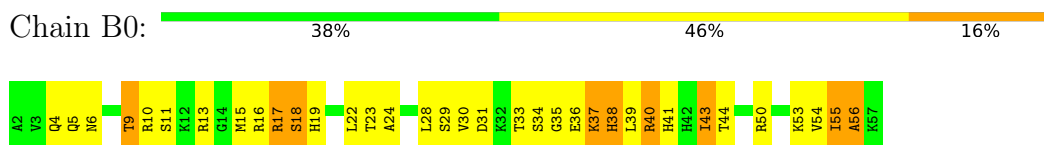
- Molecule 47: 50S ribosomal protein L30



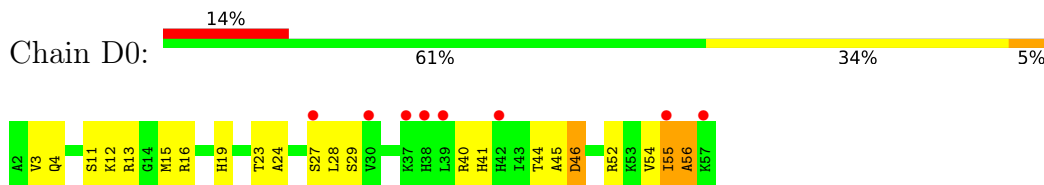
- Molecule 47: 50S ribosomal protein L30




- Molecule 48: 50S ribosomal protein L32



- Molecule 48: 50S ribosomal protein L32

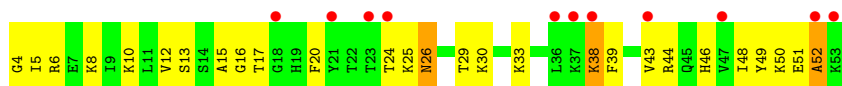


- Molecule 49: 50S ribosomal protein L33



- Molecule 49: 50S ribosomal protein L33





- Molecule 50: 50S ribosomal protein L34



- Molecule 50: 50S ribosomal protein L34



- Molecule 51: 50S ribosomal protein L35



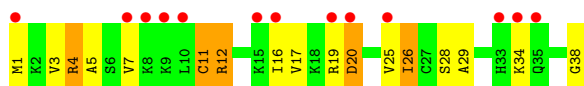
- Molecule 51: 50S ribosomal protein L35



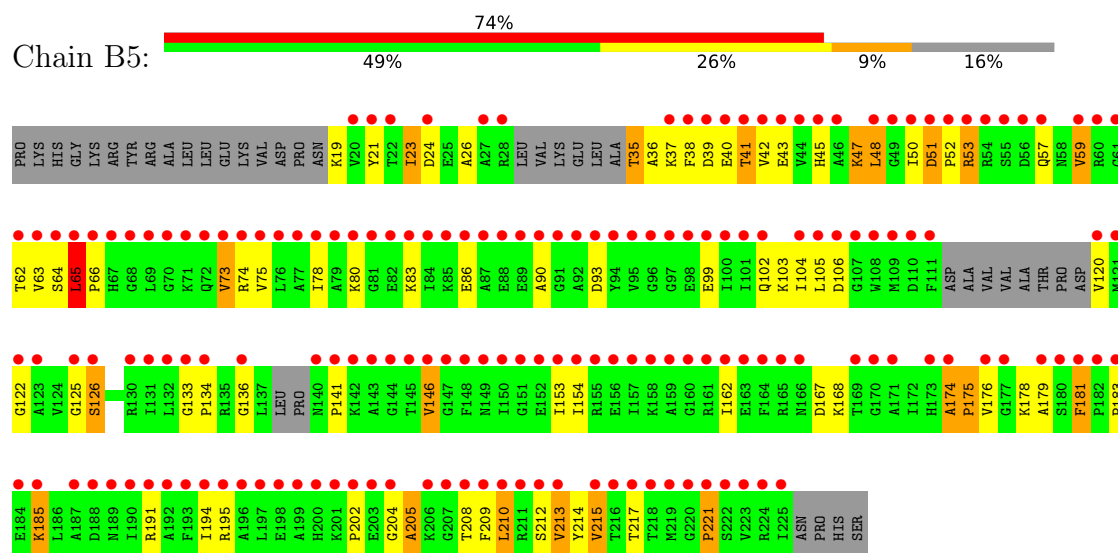
- Molecule 52: 50S ribosomal protein L36



- Molecule 52: 50S ribosomal protein L36



- Molecule 53: 50S ribosomal protein L1



- Molecule 54: Linopristin



- Molecule 54: Linopristin



## 4 Data and refinement statistics

Property	Value	Source
Space group	P 21 21 21	Depositor
Cell constants a, b, c, $\alpha$ , $\beta$ , $\gamma$	211.49Å 433.90Å 621.76Å 90.00° 90.00° 90.00°	Depositor
Resolution (Å)	69.15 – 3.00 69.15 – 3.00	Depositor EDS
% Data completeness (in resolution range)	90.2 (69.15-3.00) 90.2 (69.15-3.00)	Depositor EDS
$R_{merge}$	0.13	Depositor
$R_{sym}$	(Not available)	Depositor
$\langle I/\sigma(I) \rangle$ <sup>1</sup>	1.46 (at 3.01Å)	Xtrriage
Refinement program	PHENIX (phenix.refine: 1.8.1_1168)	Depositor
R, $R_{free}$	0.225 , 0.274 0.228 , 0.277	Depositor DCC
$R_{free}$ test set	4092 reflections (0.40%)	wwPDB-VP
Wilson B-factor (Å <sup>2</sup> )	57.2	Xtrriage
Anisotropy	0.316	Xtrriage
Bulk solvent $k_{sol}$ (e/Å <sup>3</sup> ), $B_{sol}$ (Å <sup>2</sup> )	0.25 , 49.7	EDS
L-test for twinning <sup>2</sup>	$\langle  L  \rangle = 0.43$ , $\langle L^2 \rangle = 0.25$	Xtrriage
Estimated twinning fraction	No twinning to report.	Xtrriage
$F_o, F_c$ correlation	0.92	EDS
Total number of atoms	288320	wwPDB-VP
Average B, all atoms (Å <sup>2</sup> )	61.0	wwPDB-VP

Xtrriage's analysis on translational NCS is as follows: *The largest off-origin peak in the Patterson function is 2.64% of the height of the origin peak. No significant pseudotranslation is detected.*

<sup>1</sup>Intensities estimated from amplitudes.

<sup>2</sup>Theoretical values of  $\langle |L| \rangle$ ,  $\langle L^2 \rangle$  for acentric reflections are 0.5, 0.333 respectively for untwinned datasets, and 0.375, 0.2 for perfectly twinned datasets.

## 5 Model quality [i](#)

### 5.1 Standard geometry [i](#)

Bond lengths and bond angles in the following residue types are not validated in this section: DBB, ZN, 004, MG, 04X, MHU, MHW

The Z score for a bond length (or angle) is the number of standard deviations the observed value is removed from the expected value. A bond length (or angle) with  $|Z| > 5$  is considered an outlier worth inspection. RMSZ is the root-mean-square of all Z scores of the bond lengths (or angles).

Mol	Chain	Bond lengths		Bond angles	
		RMSZ	# Z  >5	RMSZ	# Z  >5
1	AA	0.52	0/36944	1.02	48/57632 (0.1%)
1	CA	0.45	0/36966	0.96	27/57666 (0.0%)
2	AB	0.44	0/1736	0.65	0/2338
2	CB	0.38	0/1736	0.59	0/2338
3	AC	0.39	0/1652	0.61	0/2225
3	CC	0.37	0/1652	0.58	1/2225 (0.0%)
4	AD	0.39	0/1665	0.64	0/2227
4	CD	0.43	0/1665	0.65	0/2227
5	AE	0.41	0/1119	0.75	0/1504
5	CE	0.41	0/1119	0.73	0/1504
6	AF	0.41	0/836	0.77	2/1128 (0.2%)
6	CF	0.35	0/836	0.64	1/1128 (0.1%)
7	AG	0.37	0/1196	0.60	0/1602
7	CG	0.38	0/1196	0.54	0/1602
8	AH	0.40	0/989	0.63	0/1326
8	CH	0.34	0/989	0.57	0/1326
9	AI	0.39	0/1034	0.65	0/1375
9	CI	0.36	0/1034	0.59	0/1375
10	AJ	0.37	0/797	0.62	0/1077
10	CJ	0.36	0/797	0.61	0/1077
11	AK	0.38	0/893	0.63	0/1205
11	CK	0.37	0/893	0.61	0/1205
12	AL	0.41	0/969	0.71	0/1300
12	CL	0.41	0/969	0.73	0/1300
13	AM	0.38	0/893	0.70	1/1193 (0.1%)
13	CM	0.39	0/893	0.62	0/1193
14	AN	0.38	0/785	0.61	0/1043
14	CN	0.34	0/785	0.52	0/1043
15	AO	0.34	0/718	0.59	0/959
15	CO	0.32	0/718	0.57	0/959
16	AP	0.40	0/659	0.70	1/884 (0.1%)
16	CP	0.36	0/659	0.60	0/884

Mol	Chain	Bond lengths		Bond angles	
		RMSZ	# Z  >5	RMSZ	# Z  >5
17	AQ	0.37	0/658	0.66	0/881
17	CQ	0.39	0/658	0.61	0/881
18	AR	0.37	0/463	0.61	0/621
18	CR	0.37	0/463	0.58	0/621
19	AS	0.43	0/653	0.66	0/877
19	CS	0.38	0/653	0.58	0/877
20	AT	0.43	0/671	0.63	0/888
20	CT	0.35	0/671	0.56	0/888
21	AU	0.50	0/431	0.71	0/570
21	CU	0.44	0/431	0.66	0/570
22	BA	0.90	44/69659 (0.1%)	1.39	725/108672 (0.7%)
22	DA	0.45	0/69659	0.95	28/108672 (0.0%)
23	BB	0.78	2/2850 (0.1%)	1.29	20/4444 (0.5%)
23	DB	0.39	0/2828	0.89	0/4410
24	BC	0.56	1/2122 (0.0%)	0.75	1/2852 (0.0%)
24	DC	0.37	0/2122	0.61	0/2852
25	BD	0.62	0/1586	0.80	1/2134 (0.0%)
25	DD	0.34	0/1586	0.55	0/2134
26	BE	0.54	0/1571	0.70	0/2113
26	DE	0.38	0/1571	0.60	0/2113
27	BF	0.41	0/1435	0.62	0/1926
27	DF	0.37	0/1435	0.53	0/1926
28	BG	0.45	0/1343	0.67	0/1816
28	DG	0.34	0/1343	0.52	0/1816
29	BH	0.36	0/1121	0.66	1/1515 (0.1%)
29	DH	0.35	0/1121	0.56	0/1515
30	BI	0.44	0/1046	0.62	0/1410
30	DI	0.43	0/1046	0.59	0/1410
31	BJ	0.61	0/1152	0.75	1/1551 (0.1%)
31	DJ	0.35	0/1152	0.57	0/1551
32	BK	0.64	0/948	0.81	0/1268
32	DK	0.37	0/948	0.57	0/1268
33	BL	0.52	0/1054	0.75	0/1403
33	DL	0.38	0/1054	0.62	0/1403
34	BM	0.62	0/1093	0.80	1/1460 (0.1%)
34	DM	0.33	0/1093	0.56	0/1460
35	BN	0.61	0/974	0.88	3/1301 (0.2%)
35	DN	0.36	0/974	0.56	0/1301
36	BO	0.48	0/902	0.71	0/1209
36	DO	0.34	0/902	0.53	0/1209
37	BP	0.54	0/929	0.75	1/1242 (0.1%)
37	DP	0.37	0/929	0.58	0/1242
38	BQ	0.73	0/960	0.82	1/1278 (0.1%)



Mol	Chain	Bond lengths		Bond angles	
		RMSZ	# Z  >5	RMSZ	# Z  >5
38	DQ	0.36	0/960	0.54	0/1278
39	BR	0.66	0/829	0.91	2/1107 (0.2%)
39	DR	0.36	0/829	0.59	0/1107
40	BS	0.72	0/864	0.81	0/1156
40	DS	0.36	0/864	0.63	0/1156
41	BT	0.49	0/745	0.68	0/994
41	DT	0.38	0/745	0.60	0/994
42	BU	0.48	0/788	0.72	0/1051
42	DU	0.43	0/788	0.61	0/1051
43	BV	0.52	0/766	0.70	0/1025
43	DV	0.32	0/766	0.48	0/1025
44	BW	0.64	0/587	0.79	0/776
44	DW	0.33	0/576	0.54	0/762
45	BX	0.45	0/635	0.73	0/848
45	DX	0.36	0/635	0.60	0/848
46	BY	0.46	0/510	0.71	0/677
46	DY	0.39	0/510	0.61	0/677
47	BZ	0.61	0/453	0.82	1/605 (0.2%)
47	DZ	0.32	0/453	0.58	0/605
48	B0	0.64	0/450	0.91	2/599 (0.3%)
48	D0	0.35	0/450	0.58	0/599
49	B1	0.46	0/417	0.67	0/554
49	D1	0.35	0/417	0.51	0/554
50	B2	0.55	0/380	0.83	0/498
50	D2	0.38	0/380	0.61	0/498
51	B3	0.58	0/513	0.75	0/676
51	D3	0.33	0/513	0.57	0/676
52	B4	0.60	0/303	0.71	0/397
52	D4	0.32	0/303	0.54	0/397
53	B5	0.39	0/1145	0.56	0/1556
54	B6	3.67	4/13 (30.8%)	4.12	3/15 (20.0%)
54	D6	3.86	3/13 (23.1%)	3.82	4/15 (26.7%)
All	All	0.59	54/310652 (0.0%)	1.02	876/464396 (0.2%)

Chiral center outliers are detected by calculating the chiral volume of a chiral center and verifying if the center is modelled as a planar moiety or with the opposite hand. A planarity outlier is detected by checking planarity of atoms in a peptide group, atoms in a mainchain group or atoms of a sidechain that are expected to be planar.

Mol	Chain	#Chirality outliers	#Planarity outliers
5	CE	0	1
6	CF	0	1

*Continued on next page...*

*Continued from previous page...*

Mol	Chain	#Chirality outliers	#Planarity outliers
11	AK	0	1
12	CL	0	2
21	AU	0	1
25	BD	0	1
25	DD	0	1
33	BL	0	1
48	B0	0	1
All	All	0	10

All (54) bond length outliers are listed below:

Mol	Chain	Res	Type	Atoms	Z	Observed(Å)	Ideal(Å)
22	BA	1142	A	N9-C4	-12.83	1.30	1.37
22	BA	528	A	N9-C4	-10.27	1.31	1.37
22	BA	528	A	N3-C4	-8.70	1.29	1.34
22	BA	974	G	N9-C4	-8.12	1.31	1.38
22	BA	979	A	N9-C4	-7.80	1.33	1.37
22	BA	1936	A	N9-C4	-7.45	1.33	1.37
22	BA	984	A	N9-C4	-7.35	1.33	1.37
22	BA	974	G	N3-C4	-7.34	1.30	1.35
54	D6	4	PRO	N-CD	-7.09	1.38	1.47
23	BB	99	A	N9-C4	-6.97	1.33	1.37
22	BA	2860	A	N9-C4	-6.96	1.33	1.37
22	BA	1254	A	N3-C4	-6.86	1.30	1.34
22	BA	979	A	N3-C4	-6.54	1.30	1.34
22	BA	1142	A	N3-C4	-6.48	1.30	1.34
22	BA	1779	U	N3-C4	-6.31	1.32	1.38
22	BA	1785	A	N9-C4	-6.23	1.34	1.37
22	BA	561	G	N9-C4	-6.18	1.33	1.38
54	B6	4	PRO	N-CA	-6.15	1.36	1.47
54	D6	2	THR	CB-OG1	-6.13	1.30	1.43
24	BC	213	TRP	CB-CG	-5.95	1.39	1.50
22	BA	974	G	N1-C2	5.87	1.42	1.37
22	BA	1779	U	C2-N3	-5.82	1.33	1.37
54	B6	4	PRO	N-CD	-5.77	1.39	1.47
22	BA	974	G	C5-C6	-5.75	1.36	1.42
22	BA	2453	A	N9-C4	-5.75	1.34	1.37
54	B6	2	THR	N-CA	-5.74	1.34	1.46
22	BA	1020	A	N9-C4	-5.72	1.34	1.37
22	BA	2250	G	N9-C4	-5.72	1.33	1.38
22	BA	528	A	N7-C5	-5.68	1.35	1.39
22	BA	689	A	N9-C4	-5.66	1.34	1.37

*Continued on next page...*

*Continued from previous page...*

Mol	Chain	Res	Type	Atoms	Z	Observed(Å)	Ideal(Å)
22	BA	675	A	C5-C6	-5.63	1.35	1.41
22	BA	752	A	C5-C6	-5.52	1.36	1.41
22	BA	1274	A	N3-C4	-5.50	1.31	1.34
23	BB	78	A	N9-C4	-5.50	1.34	1.37
22	BA	677	A	N9-C4	-5.49	1.34	1.37
22	BA	1268	A	N9-C4	-5.42	1.34	1.37
22	BA	677	A	N3-C4	-5.42	1.31	1.34
22	BA	1296	G	C6-N1	-5.35	1.35	1.39
22	BA	974	G	N9-C8	5.34	1.41	1.37
54	D6	4	PRO	N-CA	-5.30	1.38	1.47
22	BA	1675	C	N1-C6	-5.29	1.33	1.37
22	BA	2829	A	N9-C4	-5.27	1.34	1.37
22	BA	2516	A	C5-C4	-5.26	1.35	1.38
22	BA	752	A	N7-C5	-5.21	1.36	1.39
22	BA	1800	C	N1-C6	-5.21	1.34	1.37
54	B6	2	THR	CB-OG1	-5.20	1.32	1.43
22	BA	2494	G	N3-C4	-5.10	1.31	1.35
22	BA	1302	A	N7-C5	-5.07	1.36	1.39
22	BA	783	A	N9-C4	-5.07	1.34	1.37
22	BA	2542	A	N3-C4	-5.05	1.31	1.34
22	BA	2082	A	N3-C4	-5.04	1.31	1.34
22	BA	461	C	N1-C6	-5.02	1.34	1.37
22	BA	1187	G	N7-C5	-5.01	1.36	1.39
22	BA	1233	C	N1-C6	-5.00	1.34	1.37

All (876) bond angle outliers are listed below:

Mol	Chain	Res	Type	Atoms	Z	Observed(°)	Ideal(°)
22	BA	974	G	C4-C5-N7	15.39	116.95	110.80
22	BA	974	G	C5-N7-C8	-15.02	96.79	104.30
22	BA	752	A	N1-C6-N6	14.90	127.54	118.60
22	BA	974	G	N1-C6-O6	14.51	128.61	119.90
22	BA	1779	U	N3-C4-O4	-13.09	110.24	119.40
22	BA	974	G	C6-C5-N7	-12.68	122.79	130.40
22	BA	1779	U	N3-C2-O2	-12.40	113.52	122.20
22	BA	528	A	C2-N3-C4	-11.89	104.66	110.60
22	BA	974	G	N3-C4-C5	11.82	134.51	128.60
22	BA	1259	G	N1-C6-O6	-11.60	112.94	119.90
22	BA	981	A	O5'-P-OP1	-11.50	95.35	105.70
22	BA	974	G	C2-N3-C4	-11.30	106.25	111.90
22	BA	1189	A	O5'-P-OP2	-11.05	95.75	105.70
22	BA	752	A	C5-C6-N6	-10.90	114.98	123.70

*Continued on next page...*

*Continued from previous page...*

Mol	Chain	Res	Type	Atoms	Z	Observed(°)	Ideal(°)
22	BA	984	A	C2-N3-C4	-10.79	105.21	110.60
22	BA	2820	A	N1-C6-N6	10.60	124.96	118.60
22	BA	2837	A	O5'-P-OP1	-10.52	96.23	105.70
22	BA	1779	U	C5-C4-O4	10.47	132.19	125.90
22	BA	1142	A	C2-N3-C4	-10.29	105.45	110.60
22	BA	2499	C	N1-C2-O2	-10.21	112.78	118.90
22	BA	752	A	C4-C5-N7	10.20	115.80	110.70
22	BA	752	A	C6-C5-N7	-10.19	125.17	132.30
22	BA	1936	A	C2-N3-C4	-9.95	105.62	110.60
22	BA	2492	U	O5'-P-OP2	-9.95	96.75	105.70
22	BA	2250	G	N3-C4-C5	9.90	133.55	128.60
22	BA	2250	G	C2-N3-C4	-9.86	106.97	111.90
22	BA	2275	C	O5'-P-OP2	-9.86	96.83	105.70
22	BA	532	A	O5'-P-OP1	-9.81	96.87	105.70
22	BA	783	A	N1-C6-N6	9.81	124.48	118.60
22	BA	1006	C	O5'-P-OP1	-9.56	97.10	105.70
22	BA	2347	C	O5'-P-OP1	-9.49	97.16	105.70
22	BA	974	G	N7-C8-N9	9.46	117.83	113.10
22	BA	1377	G	C8-N9-C4	-9.39	102.64	106.40
22	BA	1779	U	C5-C6-N1	-9.30	118.05	122.70
22	BA	1142	A	N3-C4-N9	-9.17	120.06	127.40
22	BA	752	A	C5-N7-C8	-9.16	99.32	103.90
22	BA	2250	G	C5-N7-C8	-9.13	99.73	104.30
22	BA	1142	A	N3-C4-C5	9.08	133.16	126.80
22	BA	1997	C	C6-N1-C2	8.99	123.90	120.30
22	BA	974	G	C5-C6-O6	-8.98	123.21	128.60
22	BA	1259	G	C5-C6-O6	8.91	133.95	128.60
22	BA	2822	G	N1-C6-O6	8.89	125.23	119.90
1	AA	857	C	O5'-P-OP2	-8.89	97.70	105.70
22	BA	1007	C	O5'-P-OP1	-8.80	97.78	105.70
22	BA	2250	G	N3-C4-N9	-8.79	120.73	126.00
22	BA	1779	U	N1-C2-O2	8.77	128.94	122.80
22	BA	2499	C	N3-C2-O2	8.69	127.98	121.90
22	BA	2825	G	N3-C4-C5	-8.67	124.27	128.60
22	BA	2071	A	O5'-P-OP2	-8.66	97.91	105.70
22	BA	2781	A	O5'-P-OP2	-8.59	97.97	105.70
22	BA	512	G	O4'-C1'-N9	8.49	114.99	108.20
22	BA	2677	G	O5'-P-OP2	-8.48	98.07	105.70
54	D6	4	PRO	CA-C-O	-8.41	100.01	120.20
22	BA	2042	A	O5'-P-OP2	-8.41	98.13	105.70
1	CA	1079	G	C8-N9-C4	-8.38	103.05	106.40
22	BA	2041	U	N1-C2-O2	-8.38	116.94	122.80

*Continued on next page...*

*Continued from previous page...*

Mol	Chain	Res	Type	Atoms	Z	Observed(°)	Ideal(°)
22	BA	784	G	O4'-C1'-N9	-8.37	101.50	108.20
22	BA	14	A	C8-N9-C4	-8.36	102.46	105.80
22	BA	2573	C	N1-C2-O2	8.34	123.90	118.90
22	BA	2766	A	N9-C4-C5	-8.33	102.47	105.80
22	BA	992	C	C6-N1-C2	-8.30	116.98	120.30
22	BA	2679	A	N1-C6-N6	8.29	123.58	118.60
22	BA	1225	G	N3-C4-N9	8.29	130.97	126.00
22	BA	1660	G	N1-C6-O6	-8.28	114.93	119.90
22	BA	528	A	C5-C6-N1	-8.26	113.57	117.70
22	BA	2018	G	C8-N9-C4	-8.25	103.10	106.40
22	BA	740	C	C2-N3-C4	-8.23	115.79	119.90
22	BA	675	A	N1-C6-N6	8.22	123.53	118.60
22	BA	788	A	N1-C6-N6	8.22	123.53	118.60
22	BA	740	C	N1-C2-O2	-8.19	113.99	118.90
22	BA	783	A	C5-N7-C8	-8.19	99.81	103.90
22	BA	2825	G	N3-C4-N9	8.16	130.90	126.00
22	BA	2825	G	C4-N9-C1'	8.13	137.07	126.50
22	BA	1279	G	O5'-P-OP2	-8.11	98.40	105.70
22	BA	705	A	N1-C6-N6	8.10	123.46	118.60
22	BA	957	C	C6-N1-C2	8.06	123.53	120.30
22	BA	2503	A	C8-N9-C4	8.06	109.02	105.80
22	BA	561	G	N3-C4-C5	8.03	132.62	128.60
22	BA	2437	G	C5-C6-O6	-7.96	123.82	128.60
22	BA	2588	G	O5'-P-OP2	-7.96	98.54	105.70
22	BA	1223	G	N3-C4-C5	7.95	132.58	128.60
22	BA	1230	A	O5'-P-OP2	-7.95	98.55	105.70
22	BA	2799	A	N1-C6-N6	7.93	123.36	118.60
22	BA	783	A	C4-C5-N7	7.93	114.66	110.70
22	BA	2889	C	N1-C2-O2	-7.93	114.14	118.90
1	AA	53	A	O5'-P-OP2	-7.85	98.64	105.70
22	BA	1278	C	C6-N1-C2	7.77	123.41	120.30
16	AP	51	ARG	NE-CZ-NH1	7.74	124.17	120.30
22	BA	1223	G	N3-C4-N9	-7.74	121.36	126.00
22	BA	2590	A	O5'-P-OP2	7.70	119.94	110.70
22	BA	2030	A	C5-C6-N6	7.70	129.86	123.70
22	BA	2250	G	N1-C6-O6	7.69	124.52	119.90
22	BA	2277	G	N1-C6-O6	-7.68	115.29	119.90
22	BA	2820	A	C2-N3-C4	-7.68	106.76	110.60
25	BD	151	THR	C-N-CD	-7.68	103.71	120.60
37	BP	103	ARG	NE-CZ-NH1	7.64	124.12	120.30
22	BA	1264	A	O5'-P-OP1	-7.63	98.83	105.70
23	BB	99	A	C2-N3-C4	-7.63	106.78	110.60

*Continued on next page...*

*Continued from previous page...*

Mol	Chain	Res	Type	Atoms	Z	Observed(°)	Ideal(°)
22	BA	1328	A	OP2-P-O3'	7.62	121.97	105.20
22	BA	1654	A	O5'-P-OP1	-7.60	98.86	105.70
22	BA	1324	G	O4'-C1'-N9	7.59	114.27	108.20
22	BA	729	G	C8-N9-C4	-7.57	103.37	106.40
22	BA	530	G	C8-N9-C4	-7.57	103.37	106.40
22	BA	530	G	N9-C4-C5	7.57	108.43	105.40
22	BA	2620	C	C6-N1-C2	-7.54	117.29	120.30
6	AF	86	ARG	NE-CZ-NH1	7.52	124.06	120.30
22	BA	528	A	N3-C4-N9	-7.52	121.38	127.40
22	BA	698	C	C6-N1-C2	7.51	123.31	120.30
22	BA	2030	A	C4-C5-N7	-7.50	106.95	110.70
22	BA	1828	G	C5-C6-O6	7.49	133.10	128.60
1	AA	971	G	O4'-C1'-N9	7.48	114.19	108.20
22	BA	1262	A	OP1-P-O3'	7.48	121.66	105.20
22	BA	1223	G	C4-N9-C1'	-7.47	116.79	126.50
1	CA	1079	G	N3-C4-C5	-7.45	124.87	128.60
22	BA	995	C	O4'-C1'-N1	-7.43	102.25	108.20
22	BA	2825	G	C8-N9-C1'	-7.42	117.35	127.00
22	BA	2466	C	N1-C2-O2	-7.38	114.47	118.90
22	BA	675	A	C4-C5-N7	7.38	114.39	110.70
35	BN	71	ARG	NE-CZ-NH2	7.38	123.99	120.30
22	BA	2019	A	O5'-P-OP2	-7.36	99.08	105.70
22	BA	1945	G	N3-C4-C5	-7.35	124.92	128.60
22	BA	525	U	N3-C2-O2	-7.34	117.06	122.20
22	BA	2453	A	C8-N9-C4	7.29	108.72	105.80
22	BA	1609	A	N1-C6-N6	7.29	122.97	118.60
22	BA	1936	A	N3-C4-C5	7.28	131.89	126.80
22	BA	984	A	N3-C4-N9	-7.26	121.59	127.40
22	BA	1427	A	N1-C6-N6	-7.26	114.24	118.60
1	AA	108	G	C8-N9-C4	-7.26	103.50	106.40
1	AA	1484	C	N3-C2-O2	7.26	126.98	121.90
22	BA	675	A	C5-C6-N6	-7.22	117.92	123.70
22	BA	869	G	O5'-P-OP2	-7.22	99.20	105.70
22	BA	2023	C	C6-N1-C2	7.22	123.19	120.30
22	BA	2625	G	OP2-P-O3'	7.21	121.06	105.20
22	BA	788	A	N9-C4-C5	-7.20	102.92	105.80
22	BA	802	A	C8-N9-C4	-7.18	102.93	105.80
22	BA	1990	C	C6-N1-C2	7.16	123.16	120.30
22	BA	528	A	C5-N7-C8	-7.15	100.33	103.90
22	BA	2766	A	C8-N9-C4	7.13	108.65	105.80
22	BA	691	C	C6-N1-C2	7.11	123.14	120.30
1	AA	888	G	O5'-P-OP2	-7.10	99.31	105.70

*Continued on next page...*

*Continued from previous page...*

Mol	Chain	Res	Type	Atoms	Z	Observed(°)	Ideal(°)
22	BA	984	A	N3-C4-C5	7.09	131.76	126.80
23	BB	95	U	N3-C2-O2	-7.06	117.26	122.20
22	DA	1815	A	O5'-P-OP2	-7.05	99.35	105.70
22	BA	752	A	N9-C4-C5	-7.03	102.99	105.80
22	BA	1660	G	C4-C5-N7	-7.03	107.99	110.80
22	BA	2518	A	O4'-C1'-N9	-7.02	102.59	108.20
23	BB	99	A	N3-C4-C5	7.00	131.70	126.80
22	BA	2250	G	C4-C5-N7	6.99	113.59	110.80
22	BA	1945	G	N3-C4-N9	6.97	130.19	126.00
22	BA	732	C	N1-C2-O2	-6.96	114.72	118.90
22	BA	670	A	O5'-P-OP2	-6.96	99.44	105.70
22	BA	2606	C	C6-N1-C2	6.95	123.08	120.30
22	BA	432	A	O5'-P-OP1	-6.95	99.45	105.70
22	BA	2481	G	N3-C4-C5	-6.94	125.13	128.60
22	BA	1296	G	N1-C6-O6	-6.94	115.74	119.90
22	BA	2018	G	N3-C4-C5	-6.93	125.14	128.60
22	BA	15	G	OP1-P-O3'	6.92	120.42	105.20
22	BA	2008	C	C6-N1-C2	-6.91	117.54	120.30
54	B6	2	THR	CA-C-O	-6.91	105.59	120.10
22	BA	2030	A	N9-C4-C5	6.91	108.56	105.80
22	BA	2335	A	O5'-P-OP2	-6.88	99.50	105.70
22	BA	180	G	C8-N9-C4	6.86	109.14	106.40
22	BA	2574	G	O5'-P-OP2	-6.85	99.53	105.70
22	DA	1257	C	C6-N1-C2	-6.85	117.56	120.30
22	BA	801	G	N9-C4-C5	6.85	108.14	105.40
22	BA	2873	A	C8-N9-C4	-6.85	103.06	105.80
22	BA	1128	G	C8-N9-C4	6.84	109.14	106.40
22	BA	1708	C	C6-N1-C2	6.84	123.03	120.30
22	BA	2625	G	O5'-P-OP1	-6.83	99.55	105.70
22	BA	943	A	C2-N3-C4	-6.82	107.19	110.60
22	BA	1225	G	N3-C4-C5	-6.80	125.20	128.60
22	BA	575	A	O5'-P-OP2	6.80	118.86	110.70
22	BA	1332	G	N1-C2-N2	-6.80	110.08	116.20
22	BA	2539	C	N1-C2-O2	6.80	122.98	118.90
22	BA	727	A	N1-C6-N6	6.79	122.68	118.60
22	BA	2441	U	O5'-P-OP1	-6.78	99.59	105.70
1	AA	1508	A	C8-N9-C4	6.78	108.51	105.80
22	BA	2633	G	C2-N3-C4	-6.77	108.51	111.90
35	BN	71	ARG	NE-CZ-NH1	-6.77	116.91	120.30
1	AA	1484	C	C6-N1-C2	6.77	123.01	120.30
22	BA	2712	C	C6-N1-C2	6.77	123.01	120.30
22	BA	1609	A	O5'-P-OP1	-6.76	99.61	105.70

*Continued on next page...*

*Continued from previous page...*

Mol	Chain	Res	Type	Atoms	Z	Observed(°)	Ideal(°)
22	BA	752	A	N7-C8-N9	6.75	117.17	113.80
22	BA	772	C	N3-C4-C5	6.75	124.60	121.90
22	BA	2846	G	N1-C6-O6	6.74	123.94	119.90
22	BA	772	C	C6-N1-C2	6.74	122.99	120.30
22	BA	1926	U	N1-C2-O2	6.74	127.52	122.80
22	BA	1008	A	C8-N9-C4	-6.73	103.11	105.80
22	BA	2824	C	C6-N1-C2	-6.71	117.62	120.30
22	BA	1655	A	C6-N1-C2	-6.70	114.58	118.60
22	BA	180	G	N3-C4-C5	6.70	131.95	128.60
22	BA	1142	A	C5-N7-C8	-6.70	100.55	103.90
22	BA	2820	A	C4-C5-N7	6.69	114.05	110.70
22	DA	692	C	C6-N1-C2	-6.69	117.62	120.30
22	BA	2466	C	N3-C2-O2	6.68	126.58	121.90
22	BA	967	U	N3-C4-O4	-6.67	114.73	119.40
22	BA	2020	A	C8-N9-C4	-6.67	103.13	105.80
22	BA	2642	G	C8-N9-C4	6.67	109.07	106.40
22	BA	2357	G	C4-C5-N7	6.66	113.47	110.80
22	BA	801	G	N3-C4-N9	-6.66	122.00	126.00
23	BB	104	A	N1-C6-N6	6.65	122.59	118.60
22	BA	2633	G	C8-N9-C4	6.65	109.06	106.40
22	BA	974	G	C5-C6-N1	-6.64	108.18	111.50
22	BA	2814	A	N1-C6-N6	6.63	122.58	118.60
22	BA	559	G	O5'-P-OP2	-6.61	99.75	105.70
22	BA	914	G	C4-C5-N7	6.61	113.45	110.80
22	BA	1289	C	C6-N1-C2	-6.61	117.66	120.30
22	BA	1138	G	C8-N9-C4	-6.61	103.76	106.40
1	AA	400	C	C6-N1-C2	6.60	122.94	120.30
22	BA	1974	C	N1-C2-O2	-6.60	114.94	118.90
22	BA	2633	G	N3-C4-C5	6.59	131.89	128.60
22	BA	2250	G	N7-C8-N9	6.59	116.39	113.10
22	BA	2788	C	N3-C4-C5	6.58	124.53	121.90
22	BA	816	C	C6-N1-C2	-6.58	117.67	120.30
1	CA	1028	C	C6-N1-C2	-6.58	117.67	120.30
22	BA	1263	U	O5'-P-OP1	-6.57	99.79	105.70
22	BA	1938	A	C8-N9-C4	6.57	108.43	105.80
22	BA	2520	C	N3-C4-C5	-6.57	119.27	121.90
22	DA	1314	C	C2-N1-C1'	6.56	126.02	118.80
13	AM	107	ARG	NE-CZ-NH1	6.54	123.57	120.30
22	BA	745	G	N3-C4-N9	6.54	129.92	126.00
1	CA	412	A	O4'-C1'-N9	6.53	113.43	108.20
22	BA	14	A	N9-C4-C5	6.53	108.41	105.80
22	BA	1163	G	O5'-P-OP1	-6.53	99.83	105.70

*Continued on next page...*



*Continued from previous page...*

Mol	Chain	Res	Type	Atoms	Z	Observed(°)	Ideal(°)
22	BA	2822	G	C5-C6-O6	-6.52	124.69	128.60
22	BA	2517	C	O4'-C1'-N1	6.52	113.42	108.20
1	CA	330	C	C6-N1-C2	6.52	122.91	120.30
22	BA	2267	A	OP1-P-O3'	6.51	119.51	105.20
22	BA	2329	U	O5'-P-OP1	6.51	118.51	110.70
22	BA	995	C	N1-C2-O2	-6.49	115.01	118.90
22	BA	788	A	C5-C6-N6	-6.48	118.52	123.70
22	BA	84	A	N1-C6-N6	-6.47	114.72	118.60
22	BA	745	G	N1-C2-N2	-6.47	110.38	116.20
22	BA	2521	C	O5'-P-OP2	-6.46	99.88	105.70
22	BA	2773	C	N3-C4-C5	6.46	124.48	121.90
22	BA	1945	G	C4-N9-C1'	6.45	134.89	126.50
22	BA	1322	A	C8-N9-C4	-6.45	103.22	105.80
22	BA	2279	G	O5'-P-OP2	-6.45	99.90	105.70
22	BA	1259	G	C8-N9-C4	-6.45	103.82	106.40
22	BA	264	C	N3-C2-O2	-6.44	117.39	121.90
22	BA	1225	G	N3-C2-N2	6.44	124.41	119.90
22	BA	2055	C	C6-N1-C2	6.43	122.87	120.30
22	BA	528	A	N1-C6-N6	6.43	122.46	118.60
22	BA	1964	G	N3-C4-N9	6.43	129.86	126.00
22	BA	2057	G	N1-C6-O6	6.43	123.76	119.90
22	BA	1377	G	N3-C4-C5	-6.42	125.39	128.60
22	BA	1997	C	N3-C2-O2	6.42	126.39	121.90
22	DA	757	G	N3-C4-C5	6.42	131.81	128.60
22	BA	13	A	C8-N9-C4	-6.41	103.23	105.80
22	BA	974	G	N3-C4-N9	-6.41	122.15	126.00
22	BA	2527	C	C6-N1-C2	6.41	122.86	120.30
22	BA	2713	U	C6-N1-C2	-6.41	117.16	121.00
22	BA	2802	G	C2-N3-C4	-6.41	108.70	111.90
22	BA	2613	U	N1-C2-O2	6.39	127.27	122.80
22	BA	2788	C	C2-N3-C4	-6.39	116.70	119.90
22	BA	1964	G	N3-C4-C5	-6.39	125.41	128.60
22	BA	823	C	O5'-P-OP1	-6.38	99.95	105.70
22	BA	1328	A	P-O3'-C3'	6.38	127.36	119.70
22	BA	1997	C	N3-C4-C5	6.38	124.45	121.90
22	BA	528	A	N1-C2-N3	6.37	132.48	129.30
22	BA	2248	C	O5'-P-OP2	-6.36	99.97	105.70
23	BB	99	A	N3-C4-N9	-6.36	122.31	127.40
22	BA	2890	G	N1-C6-O6	6.34	123.71	119.90
22	BA	1128	G	N9-C4-C5	-6.34	102.86	105.40
22	BA	2483	C	O5'-P-OP1	-6.33	100.00	105.70
22	BA	528	A	N3-C4-C5	6.33	131.23	126.80

*Continued on next page...*

*Continued from previous page...*

Mol	Chain	Res	Type	Atoms	Z	Observed(°)	Ideal(°)
22	DA	691	C	C6-N1-C2	-6.33	117.77	120.30
22	BA	1452	G	C5-N7-C8	-6.33	101.14	104.30
22	BA	2580	U	OP2-P-O3'	6.33	119.12	105.20
22	BA	2799	A	C5-C6-N6	-6.32	118.64	123.70
22	BA	2012	G	C5-C6-O6	-6.31	124.81	128.60
22	BA	1259	G	N9-C4-C5	6.31	107.92	105.40
23	BB	99	A	OP1-P-OP2	6.31	129.06	119.60
22	BA	527	C	C2-N1-C1'	-6.30	111.87	118.80
22	BA	528	A	C8-N9-C4	-6.29	103.28	105.80
22	BA	2352	A	C5-C6-N6	-6.29	118.67	123.70
22	BA	1475	G	O4'-C1'-N9	6.28	113.23	108.20
22	BA	1779	U	O4'-C1'-N1	6.28	113.23	108.20
1	AA	299	G	N9-C4-C5	-6.28	102.89	105.40
22	BA	967	U	C2-N1-C1'	-6.28	110.17	117.70
22	BA	2572	A	O5'-P-OP2	-6.27	100.06	105.70
22	BA	2030	A	N1-C6-N6	-6.26	114.84	118.60
6	AF	24	ARG	NE-CZ-NH1	6.26	123.43	120.30
22	BA	27	G	N3-C4-C5	-6.26	125.47	128.60
22	BA	817	C	N1-C2-O2	-6.26	115.14	118.90
22	BA	1792	G	N3-C4-C5	6.26	131.73	128.60
22	BA	2453	A	C2-N3-C4	-6.25	107.48	110.60
54	B6	2	THR	N-CA-C	-6.24	94.14	111.00
1	AA	558	G	O5'-P-OP1	-6.24	100.08	105.70
22	BA	1125	G	C6-C5-N7	-6.24	126.66	130.40
22	BA	808	G	C8-N9-C4	6.23	108.89	106.40
1	AA	1286	U	C2-N1-C1'	6.23	125.17	117.70
23	BB	97	C	N1-C2-O2	-6.22	115.17	118.90
22	BA	1997	C	C2-N1-C1'	-6.22	111.95	118.80
22	BA	2464	G	N1-C6-O6	-6.22	116.17	119.90
23	BB	100	G	C8-N9-C4	6.22	108.89	106.40
1	AA	1530	G	N3-C4-C5	6.21	131.70	128.60
22	BA	2056	G	OP1-P-O3'	6.20	118.83	105.20
22	BA	1215	G	N9-C4-C5	6.20	107.88	105.40
22	BA	1022	G	N9-C4-C5	6.19	107.88	105.40
22	BA	1377	G	N7-C8-N9	6.19	116.20	113.10
22	BA	2378	A	C8-N9-C4	6.19	108.28	105.80
1	CA	920	U	O5'-P-OP2	-6.19	100.13	105.70
22	BA	2050	C	C6-N1-C2	-6.19	117.82	120.30
22	BA	2867	G	O5'-P-OP1	-6.19	100.13	105.70
22	BA	1330	C	OP2-P-O3'	6.19	118.81	105.20
22	BA	967	U	C5-C4-O4	6.18	129.61	125.90
22	DA	1938	A	C8-N9-C4	-6.18	103.33	105.80

*Continued on next page...*

*Continued from previous page...*

Mol	Chain	Res	Type	Atoms	Z	Observed(°)	Ideal(°)
22	BA	783	A	C6-C5-N7	-6.18	127.97	132.30
22	BA	783	A	C2-N3-C4	-6.17	107.52	110.60
39	BR	51	VAL	C-N-CD	6.17	141.35	128.40
22	BA	758	C	C2-N3-C4	-6.16	116.82	119.90
22	BA	2060	A	O4'-C1'-N9	6.15	113.12	108.20
22	DA	2591	C	C6-N1-C2	-6.14	117.84	120.30
1	CA	428	G	C4-N9-C1'	-6.14	118.52	126.50
22	BA	578	G	N3-C4-C5	-6.14	125.53	128.60
22	BA	961	C	N1-C2-O2	-6.13	115.22	118.90
22	BA	1185	G	N9-C4-C5	6.12	107.85	105.40
22	BA	1005	C	C6-N1-C2	-6.12	117.85	120.30
22	BA	2579	C	N3-C4-C5	6.12	124.35	121.90
22	BA	705	A	N9-C4-C5	-6.11	103.36	105.80
22	BA	2820	A	C5-N7-C8	-6.11	100.85	103.90
22	BA	729	G	N9-C4-C5	6.11	107.84	105.40
22	BA	446	G	N1-C6-O6	6.10	123.56	119.90
22	BA	1996	C	C6-N1-C2	6.10	122.74	120.30
22	BA	745	G	N3-C4-C5	-6.09	125.55	128.60
22	BA	675	A	C5-N7-C8	-6.09	100.86	103.90
22	BA	1620	G	N3-C4-N9	-6.09	122.35	126.00
22	BA	1649	G	N3-C4-C5	-6.08	125.56	128.60
22	BA	558	U	C5-C4-O4	6.08	129.55	125.90
22	BA	944	C	OP1-P-OP2	6.08	128.72	119.60
1	CA	207	C	C6-N1-C2	-6.07	117.87	120.30
22	BA	1125	G	N3-C4-N9	6.06	129.64	126.00
22	BA	686	U	C6-N1-C2	6.06	124.63	121.00
22	BA	1655	A	C5-C6-N1	6.06	120.73	117.70
22	BA	518	G	O5'-P-OP2	-6.06	100.25	105.70
22	BA	1550	C	N1-C2-O2	-6.06	115.27	118.90
22	BA	213	A	N1-C6-N6	6.05	122.23	118.60
22	BA	1651	G	OP1-P-O3'	6.04	118.49	105.20
22	BA	1620	G	N3-C4-C5	6.04	131.62	128.60
22	BA	2465	C	O5'-P-OP2	-6.03	100.27	105.70
22	BA	1394	U	O5'-P-OP1	-6.02	100.28	105.70
54	D6	2	THR	N-CA-CB	-6.01	98.87	110.30
22	BA	2437	G	C4-C5-N7	6.00	113.20	110.80
22	BA	758	C	C5-C6-N1	-5.99	118.00	121.00
22	BA	1020	A	C5-N7-C8	-5.99	100.90	103.90
22	DA	12	U	C2-N1-C1'	5.99	124.89	117.70
22	BA	1686	C	N1-C2-O2	-5.99	115.31	118.90
22	BA	64	A	C8-N9-C4	-5.98	103.41	105.80
22	BA	1478	G	N3-C2-N2	-5.97	115.72	119.90

*Continued on next page...*

*Continued from previous page...*

Mol	Chain	Res	Type	Atoms	Z	Observed(°)	Ideal(°)
1	AA	766	A	C8-N9-C4	5.97	108.19	105.80
22	BA	740	C	OP1-P-OP2	-5.97	110.65	119.60
22	BA	2029	G	N3-C2-N2	-5.97	115.72	119.90
22	BA	646	U	C2-N1-C1'	-5.96	110.55	117.70
22	BA	2513	A	N1-C6-N6	-5.96	115.02	118.60
1	AA	1201	A	P-O3'-C3'	5.96	126.85	119.70
22	BA	2076	U	N3-C2-O2	-5.95	118.03	122.20
22	BA	2444	G	OP2-P-O3'	5.95	118.30	105.20
22	BA	2387	U	O5'-P-OP2	-5.95	100.34	105.70
22	BA	1828	G	C5-C6-N1	-5.95	108.53	111.50
23	BB	79	G	C2-N3-C4	5.94	114.87	111.90
22	BA	561	G	N3-C4-N9	-5.94	122.44	126.00
23	BB	79	G	C5-C6-N1	5.94	114.47	111.50
1	AA	1279	G	C6-C5-N7	-5.93	126.84	130.40
22	BA	1722	A	C8-N9-C4	5.93	108.17	105.80
1	AA	1322	C	C5-C6-N1	5.93	123.96	121.00
22	BA	1671	U	OP1-P-O3'	5.92	118.23	105.20
22	BA	1661	G	N3-C4-N9	-5.92	122.45	126.00
22	BA	461	C	C6-N1-C2	5.92	122.67	120.30
22	BA	1945	G	C8-N9-C4	-5.92	104.03	106.40
22	BA	1317	G	OP1-P-O3'	5.92	118.21	105.20
22	BA	2727	A	O5'-P-OP2	-5.92	100.38	105.70
35	BN	69	ARG	NE-CZ-NH2	5.92	123.26	120.30
1	CA	428	G	C8-N9-C1'	5.91	134.68	127.00
22	BA	2571	U	N3-C2-O2	-5.91	118.06	122.20
22	BA	2520	C	C6-N1-C2	-5.91	117.94	120.30
3	CC	11	ARG	NE-CZ-NH1	5.90	123.25	120.30
22	BA	2820	A	C6-C5-N7	-5.90	128.17	132.30
22	BA	2034	U	N3-C2-O2	-5.90	118.07	122.20
22	BA	914	G	N1-C6-O6	5.89	123.44	119.90
22	BA	942	G	N3-C4-N9	-5.89	122.47	126.00
22	BA	2018	G	N9-C4-C5	5.89	107.76	105.40
22	BA	1660	G	O5'-P-OP2	-5.89	100.40	105.70
22	BA	530	G	C4-C5-N7	-5.88	108.45	110.80
1	AA	860	A	N1-C6-N6	5.88	122.13	118.60
22	BA	1997	C	C5-C4-N4	-5.88	116.08	120.20
22	BA	2385	C	C6-N1-C2	5.88	122.65	120.30
22	BA	2357	G	C6-C5-N7	-5.87	126.88	130.40
23	BB	100	G	O5'-P-OP2	-5.87	100.42	105.70
22	BA	801	G	N3-C2-N2	-5.87	115.79	119.90
22	BA	2606	C	O5'-P-OP2	-5.86	100.42	105.70
22	BA	302	C	C6-N1-C2	-5.86	117.96	120.30

*Continued on next page...*

*Continued from previous page...*

Mol	Chain	Res	Type	Atoms	Z	Observed(°)	Ideal(°)
22	DA	1187	G	N3-C4-C5	5.86	131.53	128.60
22	BA	523	C	C5-C4-N4	-5.86	116.10	120.20
22	BA	2274	A	N1-C6-N6	5.86	122.11	118.60
48	B0	17	ARG	NE-CZ-NH1	5.86	123.23	120.30
22	BA	2820	A	N9-C4-C5	-5.85	103.46	105.80
22	BA	1792	G	N9-C1'-C2'	-5.85	105.57	112.00
22	BA	1936	A	N3-C4-N9	-5.84	122.73	127.40
1	AA	1484	C	N1-C2-O2	-5.84	115.40	118.90
22	BA	530	G	N3-C4-C5	-5.84	125.68	128.60
22	BA	531	C	C6-N1-C2	-5.83	117.97	120.30
1	AA	67	C	C6-N1-C2	-5.83	117.97	120.30
22	BA	2616	C	N3-C2-O2	-5.82	117.83	121.90
22	BA	2250	G	C5-C6-N1	-5.82	108.59	111.50
22	BA	1022	G	C8-N9-C4	-5.82	104.07	106.40
22	BA	1332	G	N3-C4-N9	5.82	129.49	126.00
22	BA	687	C	N1-C2-O2	-5.82	115.41	118.90
22	BA	906	U	N1-C2-O2	5.82	126.87	122.80
23	BB	79	G	O5'-P-OP1	5.82	117.68	110.70
1	AA	1322	C	C2-N3-C4	5.81	122.81	119.90
22	BA	727	A	C5-C6-N6	-5.81	119.05	123.70
22	BA	1660	G	C5-C6-O6	5.81	132.09	128.60
22	BA	1945	G	C6-C5-N7	-5.81	126.91	130.40
22	BA	1828	G	C4-C5-N7	-5.81	108.48	110.80
22	BA	1185	G	C5-C6-O6	5.80	132.08	128.60
22	BA	2606	C	O5'-P-OP1	5.80	117.66	110.70
22	BA	2757	A	N1-C6-N6	5.80	122.08	118.60
22	BA	572	A	OP1-P-OP2	5.79	128.29	119.60
22	BA	2829	A	OP1-P-OP2	5.79	128.29	119.60
22	BA	2037	A	O5'-P-OP2	-5.79	100.49	105.70
22	BA	1820	U	C2-N1-C1'	-5.78	110.76	117.70
1	CA	1112	C	C6-N1-C2	-5.78	117.99	120.30
22	BA	2705	A	N1-C6-N6	5.78	122.06	118.60
22	BA	727	A	N9-C4-C5	-5.77	103.49	105.80
22	BA	745	G	N3-C2-N2	5.77	123.94	119.90
22	BA	783	A	C5-C6-N1	-5.76	114.82	117.70
22	BA	2687	U	O5'-P-OP1	-5.76	100.51	105.70
1	AA	299	G	C4-C5-N7	5.76	113.11	110.80
22	BA	998	C	C6-N1-C2	-5.76	118.00	120.30
22	BA	1254	A	C6-N1-C2	-5.76	115.14	118.60
22	BA	2846	G	C5-C6-O6	-5.76	125.14	128.60
22	BA	2511	U	O5'-P-OP1	-5.76	100.52	105.70
22	BA	1219	U	N3-C2-O2	-5.75	118.17	122.20

*Continued on next page...*

*Continued from previous page...*

Mol	Chain	Res	Type	Atoms	Z	Observed(°)	Ideal(°)
22	BA	2222	C	C6-N1-C2	-5.75	118.00	120.30
22	BA	1673	G	OP1-P-O3'	5.75	117.85	105.20
22	BA	2591	C	N1-C2-O2	-5.75	115.45	118.90
22	BA	33	C	C5-C4-N4	-5.75	116.18	120.20
22	BA	2713	U	N1-C2-N3	5.74	118.35	114.90
22	BA	2686	G	N3-C4-N9	-5.73	122.56	126.00
1	AA	507	C	N1-C2-O2	5.73	122.34	118.90
1	CA	4	U	C2-N1-C1'	5.73	124.58	117.70
22	BA	2539	C	N3-C2-O2	-5.73	117.89	121.90
22	DA	974	G	C4-N9-C1'	5.72	133.94	126.50
22	BA	2705	A	C5-C6-N6	-5.72	119.12	123.70
22	BA	1223	G	C8-N9-C1'	5.72	134.44	127.00
22	BA	2685	G	OP1-P-O3'	5.72	117.78	105.20
22	BA	660	C	N1-C2-O2	-5.72	115.47	118.90
22	BA	1259	G	N3-C4-C5	-5.72	125.74	128.60
22	BA	2646	C	C6-N1-C2	-5.71	118.02	120.30
38	BQ	53	ARG	NE-CZ-NH1	5.71	123.16	120.30
22	BA	1706	C	C6-N1-C2	5.70	122.58	120.30
22	BA	1774	C	N1-C2-O2	-5.70	115.48	118.90
22	BA	2047	C	N3-C2-O2	5.70	125.89	121.90
22	BA	2352	A	N1-C6-N6	5.70	122.02	118.60
1	AA	819	A	O5'-P-OP1	-5.70	100.57	105.70
22	BA	856	G	OP2-P-O3'	5.70	117.74	105.20
22	BA	602	A	O5'-P-OP2	-5.70	100.57	105.70
22	BA	589	U	O5'-P-OP2	-5.70	100.57	105.70
22	BA	774	G	O5'-P-OP2	-5.69	100.58	105.70
22	BA	853	C	C6-N1-C2	5.69	122.58	120.30
22	BA	1031	G	C8-N9-C4	-5.69	104.12	106.40
22	BA	1779	U	C2-N3-C4	-5.68	123.59	127.00
22	BA	2252	G	C8-N9-C4	5.68	108.67	106.40
22	BA	2524	G	C5-C6-N1	5.68	114.34	111.50
22	BA	1938	A	N7-C8-N9	-5.68	110.96	113.80
22	BA	2545	G	C4-N9-C1'	5.68	133.89	126.50
22	BA	2076	U	N1-C2-N3	5.68	118.31	114.90
39	BR	4	VAL	CB-CA-C	-5.68	100.61	111.40
22	BA	1302	A	C4-C5-C6	5.67	119.84	117.00
22	BA	1675	C	C2-N3-C4	-5.67	117.06	119.90
22	BA	567	U	N3-C2-O2	5.67	126.17	122.20
22	BA	2481	G	C8-N9-C4	-5.67	104.13	106.40
23	BB	93	C	O5'-P-OP2	-5.67	100.59	105.70
1	AA	891	U	C6-N1-C2	5.67	124.40	121.00
22	BA	2452	C	N3-C4-C5	-5.67	119.63	121.90

*Continued on next page...*

*Continued from previous page...*

Mol	Chain	Res	Type	Atoms	Z	Observed(°)	Ideal(°)
22	BA	2890	G	C5-C6-O6	-5.66	125.20	128.60
22	BA	993	G	C5-C6-O6	5.66	132.00	128.60
22	BA	674	G	N3-C2-N2	5.66	123.86	119.90
22	BA	1259	G	C4-C5-N7	-5.66	108.54	110.80
22	BA	1801	A	N1-C6-N6	5.66	122.00	118.60
22	BA	1189	A	O5'-P-OP1	5.66	117.49	110.70
22	BA	2844	G	N3-C4-N9	5.66	129.39	126.00
1	CA	1286	U	C2-N1-C1'	5.65	124.48	117.70
22	BA	1452	G	C4-C5-N7	5.65	113.06	110.80
22	BA	1636	U	C6-N1-C2	-5.65	117.61	121.00
22	BA	686	U	C2-N1-C1'	-5.65	110.92	117.70
22	BA	908	C	O5'-P-OP2	-5.65	100.61	105.70
22	BA	640	C	C6-N1-C2	5.65	122.56	120.30
1	AA	664	G	N3-C4-N9	-5.65	122.61	126.00
22	BA	1613	G	N9-C4-C5	-5.65	103.14	105.40
22	BA	739	A	C2-N3-C4	-5.64	107.78	110.60
22	BA	2848	G	O4'-C1'-N9	5.64	112.72	108.20
22	BA	2437	G	N1-C6-O6	5.64	123.28	119.90
22	BA	2789	C	C2-N3-C4	-5.64	117.08	119.90
22	BA	787	C	C6-N1-C2	5.63	122.55	120.30
22	BA	998	C	OP1-P-O3'	5.63	117.59	105.20
1	AA	664	G	C4-N9-C1'	-5.63	119.18	126.50
22	BA	745	G	C4-N9-C1'	5.63	133.82	126.50
22	BA	1828	G	N9-C4-C5	5.63	107.65	105.40
22	BA	528	A	N7-C8-N9	5.63	116.61	113.80
22	BA	783	A	N7-C8-N9	5.63	116.61	113.80
22	BA	1019	U	N1-C2-O2	-5.63	118.86	122.80
22	BA	1609	A	N9-C4-C5	-5.63	103.55	105.80
22	BA	2054	A	OP2-P-O3'	5.63	117.58	105.20
22	BA	2270	A	OP2-P-O3'	5.63	117.58	105.20
22	BA	1235	G	C8-N9-C4	-5.62	104.15	106.40
22	BA	1635	A	C2-N3-C4	-5.62	107.79	110.60
22	BA	1816	C	C2-N1-C1'	-5.62	112.61	118.80
22	BA	479	A	O4'-C1'-N9	5.62	112.70	108.20
22	BA	2887	A	N1-C6-N6	5.61	121.97	118.60
6	CF	86	ARG	NE-CZ-NH1	5.61	123.11	120.30
22	BA	451	U	C2-N1-C1'	-5.61	110.97	117.70
22	BA	706	A	O5'-P-OP2	-5.60	100.66	105.70
1	AA	1508	A	N7-C8-N9	-5.60	111.00	113.80
22	BA	1185	G	C4-C5-N7	-5.60	108.56	110.80
22	BA	806	C	C6-N1-C2	-5.60	118.06	120.30
22	BA	1185	G	N1-C6-O6	-5.60	116.54	119.90

*Continued on next page...*

*Continued from previous page...*

Mol	Chain	Res	Type	Atoms	Z	Observed(°)	Ideal(°)
22	BA	535	G	N1-C2-N2	-5.59	111.17	116.20
22	BA	974	G	N9-C1'-C2'	5.59	121.26	114.00
22	BA	27	G	C2-N3-C4	5.58	114.69	111.90
22	BA	684	G	N3-C4-C5	5.58	131.39	128.60
22	BA	2645	G	O4'-C1'-N9	5.58	112.67	108.20
22	BA	675	A	C6-C5-N7	-5.58	128.39	132.30
22	BA	1415	U	C2-N1-C1'	5.58	124.39	117.70
1	AA	1279	G	N1-C6-O6	5.58	123.25	119.90
22	BA	1472	C	C6-N1-C2	5.58	122.53	120.30
22	BA	1645	G	N1-C2-N2	-5.58	111.18	116.20
22	BA	2582	G	OP1-P-O3'	5.58	117.47	105.20
22	BA	523	C	N3-C4-N4	5.57	121.90	118.00
22	BA	537	G	O5'-P-OP2	5.57	117.39	110.70
22	BA	1790	C	N3-C4-C5	5.57	124.13	121.90
22	BA	1945	G	N7-C8-N9	5.57	115.88	113.10
22	BA	2022	U	O5'-P-OP1	-5.57	100.69	105.70
22	BA	454	A	O5'-P-OP2	-5.57	100.69	105.70
22	BA	1520	U	C6-N1-C2	5.56	124.34	121.00
22	BA	1332	G	C8-N9-C1'	-5.56	119.78	127.00
22	BA	2443	C	N1-C2-O2	-5.56	115.56	118.90
22	BA	2553	G	N3-C4-C5	-5.56	125.82	128.60
22	BA	1909	C	C2-N1-C1'	5.56	124.91	118.80
1	AA	1279	G	N7-C8-N9	5.55	115.88	113.10
22	DA	2771	C	C6-N1-C2	-5.55	118.08	120.30
22	BA	2063	C	C6-N1-C2	-5.55	118.08	120.30
22	BA	264	C	C6-N1-C2	-5.55	118.08	120.30
22	BA	1609	A	C8-N9-C4	5.55	108.02	105.80
22	BA	2800	A	O5'-P-OP2	-5.55	100.71	105.70
22	BA	2825	G	O5'-P-OP2	-5.55	100.71	105.70
22	BA	1271	G	C8-N9-C4	5.54	108.62	106.40
22	BA	906	U	N3-C2-O2	-5.53	118.33	122.20
22	BA	993	G	C4-C5-N7	-5.53	108.59	110.80
22	BA	1573	G	N3-C4-C5	5.53	131.37	128.60
23	BB	80	U	N3-C2-O2	5.53	126.07	122.20
22	BA	597	G	N3-C4-C5	-5.53	125.84	128.60
22	BA	2363	G	C2-N3-C4	-5.53	109.14	111.90
54	D6	4	PRO	CA-N-CD	-5.53	103.76	111.50
22	BA	2888	C	C6-N1-C2	-5.52	118.09	120.30
24	BC	213	TRP	CB-CA-C	5.52	121.45	110.40
1	AA	536	C	C6-N1-C2	-5.52	118.09	120.30
22	BA	2036	C	OP2-P-O3'	5.52	117.35	105.20
22	BA	740	C	O5'-P-OP1	5.52	117.32	110.70

*Continued on next page...*



*Continued from previous page...*

Mol	Chain	Res	Type	Atoms	Z	Observed(°)	Ideal(°)
22	BA	527	C	O4'-C1'-N1	5.52	112.61	108.20
22	BA	670	A	N1-C6-N6	-5.52	115.29	118.60
22	BA	980	A	OP1-P-O3'	5.52	117.34	105.20
22	BA	1022	G	C8-N9-C1'	5.52	134.17	127.00
22	BA	1920	C	C6-N1-C2	-5.52	118.09	120.30
22	BA	1966	A	O4'-C1'-N9	-5.52	103.79	108.20
54	B6	4	PRO	N-CD-CG	5.52	111.47	103.20
22	BA	442	G	N3-C4-C5	-5.51	125.84	128.60
22	BA	1299	G	C6-C5-N7	-5.51	127.09	130.40
22	BA	1792	G	N1-C6-O6	5.51	123.21	119.90
22	BA	2598	A	C5-C6-N1	5.51	120.46	117.70
22	BA	2710	C	OP2-P-O3'	5.51	117.32	105.20
22	BA	2611	C	N1-C2-O2	-5.51	115.59	118.90
22	BA	525	U	C5-C4-O4	5.51	129.20	125.90
48	B0	17	ARG	NE-CZ-NH2	-5.51	117.55	120.30
1	AA	71	A	N1-C6-N6	5.50	121.90	118.60
22	BA	1215	G	OP1-P-O3'	5.49	117.29	105.20
1	CA	209	U	C2-N1-C1'	5.49	124.29	117.70
1	AA	1520	C	OP2-P-O3'	5.49	117.28	105.20
22	BA	2773	C	C6-N1-C2	5.49	122.50	120.30
22	BA	942	G	N3-C4-C5	5.49	131.34	128.60
22	BA	1656	C	C6-N1-C2	-5.49	118.10	120.30
22	BA	2466	C	C5-C4-N4	-5.49	116.36	120.20
22	BA	469	G	N3-C2-N2	-5.49	116.06	119.90
22	BA	2421	G	C8-N9-C4	-5.49	104.20	106.40
22	BA	801	G	C8-N9-C1'	5.49	134.13	127.00
22	BA	914	G	C5-C6-O6	-5.49	125.31	128.60
22	BA	2616	C	C6-N1-C2	-5.49	118.11	120.30
22	BA	1784	A	C2-N3-C4	-5.48	107.86	110.60
1	CA	575	G	N3-C4-C5	5.48	131.34	128.60
22	BA	508	A	O5'-P-OP1	-5.48	100.77	105.70
1	CA	18	C	C6-N1-C2	-5.48	118.11	120.30
1	AA	1504	G	O4'-C1'-N9	5.47	112.58	108.20
22	BA	2378	A	N9-C4-C5	-5.47	103.61	105.80
1	AA	503	C	C6-N1-C2	-5.47	118.11	120.30
22	BA	1613	G	C8-N9-C4	5.47	108.59	106.40
22	BA	2096	C	C6-N1-C2	-5.47	118.11	120.30
22	BA	772	C	N1-C2-O2	5.47	122.18	118.90
22	BA	1764	C	C6-N1-C2	5.47	122.49	120.30
22	BA	2820	A	C5-C6-N6	-5.46	119.33	123.70
22	BA	1332	G	N3-C2-N2	5.46	123.72	119.90
22	BA	1648	U	O5'-P-OP2	5.46	117.25	110.70

*Continued on next page...*

*Continued from previous page...*

Mol	Chain	Res	Type	Atoms	Z	Observed(°)	Ideal(°)
1	AA	365	U	C2-N1-C1'	-5.46	111.15	117.70
22	BA	783	A	N9-C4-C5	-5.46	103.62	105.80
22	BA	1020	A	C4-C5-N7	5.46	113.43	110.70
22	BA	2520	C	N3-C4-N4	5.45	121.82	118.00
22	BA	616	A	C8-N9-C4	5.45	107.98	105.80
22	BA	512	G	O5'-P-OP2	-5.45	100.80	105.70
22	BA	1357	C	N1-C2-O2	-5.45	115.63	118.90
22	BA	2866	U	N3-C2-O2	-5.45	118.38	122.20
22	BA	805	G	C8-N9-C4	5.45	108.58	106.40
22	BA	1003	G	O5'-P-OP1	-5.45	100.80	105.70
22	BA	586	A	C8-N9-C4	5.44	107.98	105.80
22	BA	1137	G	O5'-P-OP2	-5.44	100.80	105.70
22	BA	1328	A	O5'-P-OP1	5.44	117.23	110.70
22	BA	2605	U	O5'-P-OP2	-5.44	100.81	105.70
22	DA	784	G	N3-C4-N9	5.44	129.26	126.00
22	BA	749	A	OP1-P-O3'	5.43	117.15	105.20
22	BA	956	G	N3-C4-C5	5.43	131.32	128.60
22	BA	557	C	O5'-P-OP2	-5.43	100.81	105.70
22	BA	1926	U	N3-C2-O2	-5.43	118.40	122.20
22	BA	2003	A	N1-C6-N6	5.43	121.86	118.60
22	BA	1117	C	C6-N1-C2	5.42	122.47	120.30
22	BA	2029	G	C5-C6-N1	-5.42	108.79	111.50
22	BA	745	G	C6-C5-N7	-5.42	127.15	130.40
22	DA	1677	A	N1-C6-N6	5.42	121.85	118.60
22	BA	527	C	C6-N1-C1'	5.42	127.31	120.80
22	BA	528	A	O4'-C1'-N9	-5.42	103.87	108.20
22	BA	2726	A	O5'-P-OP1	-5.42	100.82	105.70
22	BA	822	G	N1-C2-N3	5.42	127.15	123.90
22	DA	974	G	C6-C5-N7	-5.41	127.15	130.40
22	BA	932	U	N3-C2-O2	-5.41	118.41	122.20
22	BA	2615	U	C2-N1-C1'	5.41	124.19	117.70
22	BA	918	A	OP2-P-O3'	5.41	117.09	105.20
22	DA	129	C	C6-N1-C2	5.40	122.46	120.30
22	BA	1190	G	OP2-P-O3'	5.40	117.08	105.20
22	BA	2497	A	N1-C6-N6	-5.40	115.36	118.60
22	BA	727	A	C8-N9-C4	5.39	107.96	105.80
31	BJ	5	THR	CB-CA-C	-5.39	97.04	111.60
1	CA	428	G	O4'-C1'-N9	5.39	112.51	108.20
22	BA	1388	G	C8-N9-C4	5.39	108.56	106.40
22	BA	1640	A	N1-C6-N6	-5.38	115.37	118.60
22	BA	1926	U	P-O3'-C3'	-5.38	113.24	119.70
22	BA	840	C	N1-C2-O2	-5.38	115.67	118.90

*Continued on next page...*

*Continued from previous page...*

Mol	Chain	Res	Type	Atoms	Z	Observed(°)	Ideal(°)
22	BA	2822	G	C4-C5-N7	5.38	112.95	110.80
22	BA	746	U	O4'-C1'-N1	5.38	112.50	108.20
22	BA	671	C	C2-N3-C4	-5.38	117.21	119.90
22	BA	2421	G	N3-C4-C5	-5.37	125.91	128.60
22	BA	937	C	N1-C2-O2	-5.37	115.68	118.90
22	BA	2378	A	N1-C6-N6	5.37	121.82	118.60
22	BA	1430	G	O5'-P-OP2	5.37	117.14	110.70
22	BA	1658	C	C6-N1-C2	5.36	122.44	120.30
22	BA	2894	G	C4-N9-C1'	-5.36	119.53	126.50
22	BA	1020	A	N1-C6-N6	5.36	121.82	118.60
22	BA	1648	U	O5'-P-OP1	-5.36	100.88	105.70
1	AA	915	A	OP1-P-O3'	5.36	116.99	105.20
22	BA	2503	A	N7-C8-N9	-5.36	111.12	113.80
22	BA	1305	C	OP1-P-O3'	5.35	116.98	105.20
22	DA	1368	G	N3-C4-C5	-5.35	125.92	128.60
22	BA	784	G	P-O3'-C3'	5.35	126.12	119.70
22	BA	968	C	N3-C4-C5	5.35	124.04	121.90
23	BB	79	G	N3-C4-N9	5.35	129.21	126.00
22	BA	404	A	C8-N9-C4	-5.34	103.66	105.80
22	BA	1807	G	C8-N9-C4	-5.34	104.26	106.40
22	BA	2699	C	O5'-P-OP2	-5.34	100.89	105.70
22	BA	2624	G	N3-C2-N2	-5.34	116.16	119.90
22	BA	2050	C	C2-N1-C1'	5.34	124.67	118.80
22	BA	1262	A	C8-N9-C4	-5.33	103.67	105.80
22	BA	2678	C	C6-N1-C2	5.33	122.43	120.30
22	BA	2375	G	N3-C4-N9	-5.33	122.80	126.00
22	BA	563	A	OP1-P-O3'	5.33	116.92	105.20
22	BA	2008	C	C5-C6-N1	5.33	123.67	121.00
1	CA	1029	U	C2-N1-C1'	5.33	124.09	117.70
1	AA	1322	C	C2-N1-C1'	5.32	124.66	118.80
22	BA	1426	G	C4-C5-N7	5.32	112.93	110.80
22	BA	2013	A	N1-C6-N6	5.32	121.79	118.60
22	BA	2853	C	C6-N1-C2	5.32	122.43	120.30
22	BA	2894	G	N3-C4-C5	5.32	131.26	128.60
22	BA	2277	G	C5-C6-O6	5.32	131.79	128.60
23	BB	100	G	N9-C4-C5	-5.32	103.27	105.40
22	BA	1216	G	O5'-P-OP2	5.31	117.08	110.70
22	BA	322	A	O5'-P-OP1	-5.31	100.92	105.70
22	BA	915	C	C6-N1-C2	-5.31	118.18	120.30
22	DA	481	G	O4'-C1'-N9	5.31	112.45	108.20
22	BA	2846	G	C4-C5-N7	5.31	112.92	110.80
22	BA	912	C	OP1-P-OP2	5.30	127.56	119.60

*Continued on next page...*

*Continued from previous page...*

Mol	Chain	Res	Type	Atoms	Z	Observed(°)	Ideal(°)
22	BA	2590	A	OP1-P-OP2	-5.30	111.64	119.60
22	BA	2846	G	N3-C4-C5	5.30	131.25	128.60
22	BA	248	G	N1-C6-O6	5.30	123.08	119.90
22	BA	2481	G	C4-N9-C1'	5.29	133.38	126.50
22	BA	1626	A	C2-N3-C4	-5.29	107.95	110.60
22	BA	2870	C	OP2-P-O3'	5.29	116.83	105.20
22	BA	2437	G	N9-C4-C5	-5.29	103.28	105.40
22	BA	195	A	C8-N9-C4	-5.29	103.69	105.80
22	BA	2416	C	C6-N1-C2	-5.28	118.19	120.30
22	BA	2433	A	O5'-P-OP1	-5.28	100.95	105.70
22	BA	2025	C	O5'-P-OP2	-5.28	100.95	105.70
22	DA	2078	C	C6-N1-C2	5.27	122.41	120.30
22	BA	745	G	C8-N9-C1'	-5.27	120.15	127.00
22	BA	1994	C	C6-N1-C2	5.27	122.41	120.30
22	BA	2274	A	OP2-P-O3'	5.27	116.79	105.20
22	BA	535	G	N3-C2-N2	5.27	123.59	119.90
22	BA	1426	G	N9-C4-C5	-5.27	103.29	105.40
23	BB	78	A	C2-N3-C4	-5.27	107.97	110.60
22	DA	581	C	C6-N1-C2	-5.27	118.19	120.30
22	BA	2697	G	C8-N9-C4	-5.26	104.29	106.40
22	DA	948	C	C6-N1-C2	-5.26	118.19	120.30
22	BA	1306	C	O5'-P-OP2	5.26	117.01	110.70
22	BA	1824	G	N3-C4-C5	-5.26	125.97	128.60
22	BA	2871	U	C5-C6-N1	-5.25	120.07	122.70
22	BA	585	G	N3-C4-C5	-5.25	125.97	128.60
1	AA	575	G	N3-C4-N9	-5.25	122.85	126.00
22	BA	1791	A	OP1-P-OP2	-5.25	111.72	119.60
22	BA	2021	C	OP1-P-O3'	5.25	116.75	105.20
22	BA	578	G	N3-C4-N9	5.25	129.15	126.00
22	BA	706	A	N1-C6-N6	5.25	121.75	118.60
22	BA	866	A	N1-C6-N6	5.25	121.75	118.60
22	BA	795	C	OP2-P-O3'	5.24	116.73	105.20
22	BA	1125	G	C8-N9-C1'	-5.24	120.19	127.00
1	AA	254	G	C8-N9-C4	-5.24	104.31	106.40
22	BA	2041	U	N3-C2-O2	5.24	125.86	122.20
22	BA	1470	A	N1-C6-N6	5.23	121.74	118.60
22	BA	1992	G	N3-C4-C5	-5.23	125.98	128.60
22	BA	1609	A	C5-C6-N6	-5.23	119.52	123.70
22	BA	2514	U	N1-C2-O2	-5.23	119.14	122.80
22	BA	811	U	C5-C4-O4	5.23	129.03	125.90
22	BA	2874	C	N3-C4-C5	5.22	123.99	121.90
54	D6	2	THR	CA-C-O	-5.22	109.13	120.10

*Continued on next page...*

*Continued from previous page...*

Mol	Chain	Res	Type	Atoms	Z	Observed(°)	Ideal(°)
22	BA	748	G	C8-N9-C1'	5.22	133.79	127.00
1	AA	781	A	N1-C6-N6	5.22	121.73	118.60
22	BA	1299	G	N3-C4-C5	-5.22	125.99	128.60
22	BA	2425	A	P-O3'-C3'	5.21	125.96	119.70
22	BA	2502	G	C8-N9-C4	-5.21	104.31	106.40
22	BA	397	U	OP2-P-O3'	5.21	116.67	105.20
22	DA	2803	G	C4-N9-C1'	-5.21	119.73	126.50
23	BB	102	G	O5'-P-OP1	-5.21	101.01	105.70
22	BA	2432	A	OP1-P-O3'	5.21	116.66	105.20
22	BA	788	A	C4-C5-N7	5.20	113.30	110.70
22	BA	2814	A	C5-C6-N6	-5.20	119.54	123.70
22	BA	684	G	N1-C6-O6	5.20	123.02	119.90
22	BA	1281	G	OP1-P-OP2	-5.19	111.81	119.60
22	BA	2057	G	C6-C5-N7	-5.19	127.28	130.40
23	BB	79	G	C5-C6-O6	-5.19	125.48	128.60
22	BA	930	G	O5'-P-OP2	-5.19	101.03	105.70
22	BA	919	U	C5-C4-O4	-5.19	122.79	125.90
22	BA	805	G	N3-C4-C5	5.19	131.19	128.60
22	BA	2837	A	O5'-P-OP2	5.19	116.92	110.70
22	BA	2063	C	C5-C6-N1	5.18	123.59	121.00
1	AA	362	G	N3-C4-N9	5.18	129.11	126.00
22	BA	2703	C	O5'-P-OP2	-5.18	101.04	105.70
1	CA	811	C	OP2-P-O3'	5.18	116.60	105.20
22	BA	40	U	O5'-P-OP1	-5.16	101.05	105.70
22	BA	180	G	C4-N9-C1'	-5.16	119.79	126.50
22	BA	646	U	C6-N1-C1'	5.16	128.43	121.20
22	BA	974	G	N9-C4-C5	-5.16	103.34	105.40
22	BA	2710	C	C2-N3-C4	-5.16	117.32	119.90
22	BA	2715	C	O5'-P-OP2	-5.16	101.06	105.70
22	BA	1929	G	N3-C4-N9	5.16	129.09	126.00
22	BA	1306	C	C6-N1-C2	-5.16	118.24	120.30
22	BA	963	U	OP2-P-O3'	5.16	116.54	105.20
22	BA	1294	U	O5'-P-OP2	-5.16	101.06	105.70
22	BA	1158	C	N1-C2-O2	5.15	121.99	118.90
22	BA	2699	C	OP2-P-O3'	5.15	116.53	105.20
29	BH	121	VAL	C-N-CA	5.15	134.58	121.70
1	CA	496	A	O4'-C1'-N9	5.15	112.32	108.20
22	DA	684	G	N3-C4-C5	5.15	131.18	128.60
1	CA	664	G	N3-C2-N2	-5.15	116.30	119.90
22	BA	1658	C	C5-C4-N4	-5.15	116.60	120.20
22	BA	2624	G	N1-C2-N2	5.15	120.83	116.20
22	BA	2509	G	C5-C6-N1	5.14	114.07	111.50

*Continued on next page...*

*Continued from previous page...*

Mol	Chain	Res	Type	Atoms	Z	Observed(°)	Ideal(°)
22	BA	910	A	O5'-P-OP1	5.14	116.87	110.70
22	BA	588	U	C5-C4-O4	-5.14	122.82	125.90
22	BA	790	U	P-O3'-C3'	-5.13	113.54	119.70
22	BA	915	C	C2-N1-C1'	5.13	124.44	118.80
22	BA	1660	G	C6-C5-N7	5.13	133.48	130.40
22	BA	1790	C	OP1-P-O3'	5.13	116.49	105.20
22	BA	525	U	N1-C2-N3	5.13	117.98	114.90
22	BA	1145	C	C6-N1-C2	-5.13	118.25	120.30
22	DA	748	G	O4'-C1'-N9	5.13	112.30	108.20
22	BA	1776	G	C8-N9-C1'	-5.12	120.34	127.00
22	BA	2427	C	C6-N1-C2	5.12	122.35	120.30
22	BA	574	A	O5'-P-OP1	-5.12	101.09	105.70
22	BA	751	A	O5'-P-OP1	-5.12	101.09	105.70
22	BA	704	G	O4'-C1'-N9	5.12	112.30	108.20
22	BA	824	U	N1-C2-O2	-5.12	119.22	122.80
22	BA	1757	A	OP1-P-O3'	5.12	116.45	105.20
22	BA	845	A	N1-C6-N6	5.11	121.67	118.60
22	BA	1776	G	C4-N9-C1'	5.11	133.15	126.50
22	BA	2026	U	OP2-P-O3'	5.11	116.44	105.20
22	BA	1649	G	N3-C4-N9	5.11	129.06	126.00
47	BZ	7	ILE	CB-CA-C	-5.11	101.39	111.60
22	BA	746	U	C2-N1-C1'	-5.10	111.58	117.70
22	BA	1426	G	N3-C4-N9	5.10	129.06	126.00
22	BA	2381	A	C8-N9-C4	5.10	107.84	105.80
22	BA	1934	C	OP2-P-O3'	5.10	116.42	105.20
22	BA	2014	A	C5-C6-N6	-5.10	119.62	123.70
22	DA	60	G	P-O3'-C3'	5.10	125.82	119.70
22	BA	536	G	O5'-P-OP1	5.10	116.82	110.70
22	BA	2766	A	N1-C6-N6	5.10	121.66	118.60
1	AA	1482	G	C6-C5-N7	-5.10	127.34	130.40
22	BA	2503	A	N9-C4-C5	-5.09	103.76	105.80
22	BA	2889	C	C2-N3-C4	-5.09	117.35	119.90
1	CA	1412	C	C6-N1-C2	-5.09	118.26	120.30
22	BA	473	G	O5'-P-OP2	-5.09	101.12	105.70
22	BA	1617	C	C2-N1-C1'	-5.09	113.20	118.80
22	BA	2583	G	C8-N9-C4	-5.09	104.37	106.40
22	BA	2788	C	C6-N1-C2	5.09	122.33	120.30
22	BA	143	C	N3-C4-N4	5.08	121.56	118.00
22	BA	1276	A	O5'-P-OP1	5.08	116.80	110.70
22	BA	2825	G	O4'-C1'-N9	5.08	112.27	108.20
22	BA	2896	C	OP2-P-O3'	5.08	116.38	105.20
22	BA	595	C	C6-N1-C2	5.08	122.33	120.30

*Continued on next page...*

*Continued from previous page...*

Mol	Chain	Res	Type	Atoms	Z	Observed(°)	Ideal(°)
22	BA	2624	G	C5-C6-O6	-5.08	125.55	128.60
22	BA	2565	A	N1-C6-N6	5.07	121.64	118.60
22	BA	999	U	C5-C4-O4	-5.07	122.86	125.90
22	BA	1659	G	C8-N9-C4	5.07	108.43	106.40
22	BA	914	G	C5-N7-C8	-5.06	101.77	104.30
22	BA	248	G	C5-C6-O6	-5.06	125.56	128.60
22	BA	740	C	C5-C6-N1	-5.06	118.47	121.00
22	BA	811	U	N3-C2-O2	-5.06	118.66	122.20
22	BA	2276	G	C5-C6-N1	5.05	114.03	111.50
22	BA	2815	C	C2-N3-C4	-5.05	117.37	119.90
22	BA	1671	U	C5-C6-N1	5.05	125.23	122.70
1	AA	572	A	N1-C6-N6	-5.05	115.57	118.60
22	BA	758	C	C6-N1-C2	5.05	122.32	120.30
22	BA	17	G	C8-N9-C4	-5.05	104.38	106.40
22	BA	745	G	C4-C5-C6	5.05	121.83	118.80
22	BA	2286	G	P-O3'-C3'	5.05	125.76	119.70
22	BA	1262	A	OP1-P-OP2	-5.05	112.03	119.60
22	BA	2491	U	O5'-P-OP1	-5.05	101.16	105.70
1	CA	211	G	N3-C4-N9	5.05	129.03	126.00
22	BA	735	A	N1-C6-N6	5.04	121.63	118.60
22	BA	1242	U	N1-C2-O2	-5.04	119.27	122.80
22	BA	1251	C	OP2-P-O3'	5.04	116.30	105.20
22	BA	1682	G	C8-N9-C1'	-5.04	120.44	127.00
22	BA	2619	C	N3-C4-C5	5.04	123.92	121.90
22	BA	1695	G	N3-C4-N9	5.04	129.02	126.00
22	DA	2803	G	N3-C4-N9	-5.04	122.98	126.00
1	AA	332	G	N3-C4-C5	5.04	131.12	128.60
22	BA	22	C	C6-N1-C2	-5.04	118.28	120.30
22	BA	780	G	N1-C2-N2	-5.04	111.67	116.20
1	CA	1504	G	N3-C4-C5	5.04	131.12	128.60
22	DA	1939	U	C6-N1-C2	-5.04	117.98	121.00
22	BA	996	A	O5'-P-OP1	-5.03	101.17	105.70
1	AA	575	G	C8-N9-C1'	5.03	133.54	127.00
22	BA	1819	A	C8-N9-C4	-5.03	103.79	105.80
22	BA	2250	G	N3-C2-N2	-5.03	116.38	119.90
22	BA	682	G	C4-N9-C1'	5.03	133.03	126.50
22	BA	1636	U	O5'-P-OP1	5.03	116.73	110.70
22	BA	1997	C	N1-C2-O2	-5.03	115.89	118.90
22	BA	2066	C	OP1-P-O3'	5.03	116.25	105.20
22	BA	2362	C	C6-N1-C2	5.03	122.31	120.30
1	CA	903	G	C8-N9-C4	5.02	108.41	106.40
1	AA	575	G	C4-N9-C1'	-5.02	119.97	126.50

*Continued on next page...*

*Continued from previous page...*

Mol	Chain	Res	Type	Atoms	Z	Observed(°)	Ideal(°)
22	BA	28	A	N3-C4-C5	-5.02	123.28	126.80
22	BA	1426	G	C5-C6-O6	-5.02	125.59	128.60
22	BA	1807	G	N9-C4-C5	5.02	107.41	105.40
22	BA	822	G	C8-N9-C4	-5.02	104.39	106.40
1	CA	52	C	N1-C2-O2	-5.02	115.89	118.90
22	BA	752	A	O4'-C1'-N9	5.02	112.21	108.20
22	BA	2512	C	N1-C2-O2	-5.02	115.89	118.90
1	AA	501	C	C6-N1-C2	-5.01	118.30	120.30
22	BA	2250	G	O4'-C1'-N9	-5.01	104.19	108.20
23	BB	104	A	C5-C6-N6	-5.01	119.69	123.70
22	BA	964	C	C5-C4-N4	-5.01	116.69	120.20
22	BA	2250	G	C6-C5-N7	-5.01	127.39	130.40
34	BM	18	ARG	NE-CZ-NH2	5.01	122.81	120.30
1	CA	207	C	C2-N1-C1'	5.01	124.31	118.80
22	DA	952	G	N3-C4-C5	-5.01	126.09	128.60
22	BA	2008	C	C2-N1-C1'	5.01	124.31	118.80
22	BA	1974	C	C2-N1-C1'	-5.01	113.29	118.80
22	BA	1213	A	OP2-P-O3'	5.01	116.21	105.20
22	BA	2844	G	N9-C4-C5	-5.01	103.40	105.40
1	CA	47	C	C6-N1-C2	5.01	122.30	120.30
22	BA	825	A	OP2-P-O3'	5.00	116.21	105.20
22	BA	2268	A	O5'-P-OP1	-5.00	101.20	105.70

There are no chirality outliers.

All (10) planarity outliers are listed below:

Mol	Chain	Res	Type	Group
11	AK	126	LYS	Peptide
21	AU	39	GLU	Peptide
48	B0	24	ALA	Peptide
25	BD	151	THR	Peptide
33	BL	28	GLY	Peptide
5	CE	102	GLY	Peptide
6	CF	54	LEU	Peptide
12	CL	24	LEU	Peptide
12	CL	38	TYR	Peptide
25	DD	151	THR	Peptide



## 5.2 Too-close contacts [i](#)

In the following table, the Non-H and H(model) columns list the number of non-hydrogen atoms and hydrogen atoms in the chain respectively. The H(added) column lists the number of hydrogen atoms added and optimized by MolProbity. The Clashes column lists the number of clashes within the asymmetric unit, whereas Symm-Clashes lists symmetry-related clashes.

Mol	Chain	Non-H	H(model)	H(added)	Clashes	Symm-Clashes
1	AA	32995	0	16607	1338	4
1	CA	33015	0	16617	1198	0
2	AB	1705	0	1732	164	0
2	CB	1705	0	1732	121	0
3	AC	1625	0	1696	89	0
3	CC	1625	0	1696	80	0
4	AD	1643	0	1707	133	0
4	CD	1643	0	1707	144	0
5	AE	1106	0	1148	83	0
5	CE	1106	0	1148	104	0
6	AF	818	0	808	62	0
6	CF	818	0	808	56	0
7	AG	1182	0	1238	65	0
7	CG	1182	0	1238	59	0
8	AH	979	0	1031	67	0
8	CH	979	0	1031	47	0
9	AI	1022	0	1070	77	0
9	CI	1022	0	1070	69	0
10	AJ	787	0	828	87	0
10	CJ	787	0	828	48	0
11	AK	877	0	887	79	0
11	CK	877	0	887	72	0
12	AL	955	0	1016	65	0
12	CL	955	0	1016	61	0
13	AM	884	0	941	80	0
13	CM	884	0	941	46	0
14	AN	774	0	824	66	0
14	CN	774	0	824	44	0
15	AO	710	0	728	35	0
15	CO	710	0	728	42	0
16	AP	649	0	666	53	0
16	CP	649	0	666	30	0
17	AQ	649	0	691	69	0
17	CQ	649	0	691	50	0
18	AR	456	0	478	22	0
18	CR	456	0	478	23	0
19	AS	638	0	665	48	0

*Continued on next page...*

*Continued from previous page...*

Mol	Chain	Non-H	H(model)	H(added)	Clashes	Symm-Clashes
19	CS	638	0	665	38	0
20	AT	665	0	714	54	0
20	CT	665	0	714	38	0
21	AU	426	0	449	61	0
21	CU	426	0	449	37	0
22	BA	62195	0	31280	2134	0
22	DA	62195	0	31280	2174	0
23	BB	2549	0	1291	56	0
23	DB	2529	0	1281	72	0
24	BC	2083	0	2154	157	0
24	DC	2083	0	2154	123	0
25	BD	1565	0	1616	92	0
25	DD	1565	0	1616	81	0
26	BE	1552	0	1619	75	0
26	DE	1552	0	1619	103	0
27	BF	1411	0	1444	105	0
27	DF	1411	0	1444	63	0
28	BG	1323	0	1371	61	0
28	DG	1323	0	1371	56	0
29	BH	1110	0	1147	154	0
29	DH	1110	0	1148	90	4
30	BI	1032	0	1085	82	0
30	DI	1032	0	1085	72	0
31	BJ	1129	0	1162	64	0
31	DJ	1129	0	1162	55	0
32	BK	939	0	1012	75	0
32	DK	939	0	1012	38	0
33	BL	1045	0	1117	51	0
33	DL	1045	0	1117	81	0
34	BM	1074	0	1157	47	0
34	DM	1074	0	1157	43	0
35	BN	961	0	1000	51	0
35	DN	961	0	1000	55	0
36	BO	892	0	923	57	0
36	DO	892	0	923	50	0
37	BP	917	0	962	48	0
37	DP	917	0	962	47	0
38	BQ	947	0	1019	61	0
38	DQ	947	0	1019	55	0
39	BR	816	0	839	84	0
39	DR	816	0	839	47	0
40	BS	857	0	922	64	0

*Continued on next page...*

*Continued from previous page...*

Mol	Chain	Non-H	H(model)	H(added)	Clashes	Symm-Clashes
40	DS	857	0	922	39	0
41	BT	739	0	807	46	0
41	DT	739	0	807	44	0
42	BU	780	0	831	50	0
42	DU	780	0	831	65	0
43	BV	753	0	780	31	0
43	DV	753	0	780	25	0
44	BW	580	0	594	23	0
44	DW	569	0	581	26	0
45	BX	625	0	652	35	0
45	DX	625	0	652	55	0
46	BY	509	0	543	29	0
46	DY	509	0	543	38	0
47	BZ	449	0	488	19	0
47	DZ	449	0	488	14	0
48	B0	444	0	458	33	0
48	D0	444	0	458	18	0
49	B1	410	0	440	32	0
49	D1	410	0	440	19	0
50	B2	377	0	418	19	0
50	D2	377	0	418	34	0
51	B3	504	0	572	22	0
51	D3	504	0	572	29	0
52	B4	302	0	340	12	0
52	D4	302	0	342	17	0
53	B5	1142	0	865	49	0
54	B6	69	0	60	5	0
54	D6	69	0	60	14	0
55	AA	71	0	0	0	0
55	AM	1	0	0	0	0
55	BA	195	0	0	0	0
55	BB	4	0	0	0	0
55	CA	55	0	0	0	0
55	CM	1	0	0	0	0
55	DA	167	0	0	0	0
55	DB	3	0	0	0	0
55	DQ	1	0	0	0	0
56	B4	1	0	0	0	0
56	D4	1	0	0	0	0
57	AA	194	0	0	23	0
57	AL	1	0	0	0	0
57	AN	5	0	0	1	0

*Continued on next page...*

*Continued from previous page...*

Mol	Chain	Non-H	H(model)	H(added)	Clashes	Symm-Clashes
57	AT	2	0	0	1	0
57	AU	1	0	0	1	0
57	B2	1	0	0	0	0
57	B3	3	0	0	0	0
57	B4	2	0	0	0	0
57	BA	615	0	0	101	0
57	BB	14	0	0	0	0
57	BC	10	0	0	0	0
57	BD	4	0	0	2	0
57	BE	4	0	0	0	0
57	BF	1	0	0	1	0
57	BG	1	0	0	0	0
57	BJ	1	0	0	0	0
57	BL	6	0	0	0	0
57	BN	2	0	0	0	0
57	BS	1	0	0	0	0
57	BU	1	0	0	0	0
57	CA	189	0	0	20	0
57	CL	1	0	0	0	0
57	CN	3	0	0	2	0
57	CT	3	0	0	0	0
57	CU	2	0	0	0	0
57	D0	1	0	0	0	0
57	D2	2	0	0	0	0
57	D3	2	0	0	0	0
57	D4	1	0	0	0	0
57	DA	607	0	0	82	0
57	DB	13	0	0	3	0
57	DC	9	0	0	1	0
57	DD	4	0	0	2	0
57	DE	6	0	0	1	0
57	DL	5	0	0	1	0
57	DN	2	0	0	0	0
57	DT	2	0	0	0	0
57	DU	1	0	0	1	0
57	DV	1	0	0	0	0
All	All	288320	0	192909	11780	4

The all-atom clashscore is defined as the number of clashes found per 1000 atoms (including hydrogen atoms). The all-atom clashscore for this structure is 25.

All (11780) close contacts within the same asymmetric unit are listed below, sorted by their clash magnitude.

Atom-1	Atom-2	Interatomic distance (Å)	Clash overlap (Å)
22:BA:1006:C:OP2	57:BA:3781:HOH:O	1.56	1.22
29:BH:117:LEU:O	29:BH:121:VAL:HG23	1.34	1.22
22:BA:2714:G:OP2	57:BA:3548:HOH:O	1.61	1.18
22:BA:1603:A:OP1	57:BA:3411:HOH:O	1.61	1.15
54:D6:4:PRO:HB2	54:D6:5:MHU:HM1	1.15	1.14
29:BH:117:LEU:O	29:BH:121:VAL:CG2	1.95	1.14
22:BA:15:G:OP2	57:BA:3553:HOH:O	1.69	1.09
29:BH:123:ARG:O	29:BH:124:THR:CG2	2.01	1.09
22:DA:1010:A:OP2	57:DA:3775:HOH:O	1.72	1.07
22:BA:2550:G:OP1	57:BA:3723:HOH:O	1.68	1.07
22:DA:784:G:OP2	57:DA:3310:HOH:O	1.74	1.04
22:BA:2498:C:OP2	57:BA:3684:HOH:O	1.74	1.03
22:BA:842:U:O4	57:BA:3586:HOH:O	1.74	1.02
22:BA:1376:C:OP2	57:BA:3400:HOH:O	1.78	1.02
1:AA:533:A:OP1	57:AA:1848:HOH:O	1.76	1.01
22:BA:192:C:OP1	57:BA:3740:HOH:O	1.78	1.01
4:CD:41:HIS:O	4:CD:43:ALA:N	1.94	1.01
6:CF:12:PRO:O	6:CF:15:SER:OG	1.79	1.00
22:DA:2004:G:OP2	57:DA:3797:HOH:O	1.80	1.00
29:BH:117:LEU:HD21	29:BH:121:VAL:H	1.23	1.00
22:BA:2016:U:OP1	57:BA:3271:HOH:O	1.80	0.99
29:BH:123:ARG:O	29:BH:124:THR:HG23	1.61	0.99
22:BA:2819:G:OP1	57:BA:3803:HOH:O	1.80	0.98
1:CA:1500:A:OP2	57:CA:1881:HOH:O	1.81	0.98
22:BA:1179:G:C5	22:BA:1180:U:H1'	1.98	0.98
22:BA:2094:A:OP1	29:BH:22:LYS:HE3	1.64	0.98
22:BA:2243:U:OP1	57:BA:3740:HOH:O	1.82	0.98
22:DA:370:G:N7	57:DA:3555:HOH:O	1.96	0.98
22:DA:2271:G:O6	57:DA:3506:HOH:O	1.82	0.98
22:DA:1823:G:N7	57:DA:3649:HOH:O	1.96	0.97
22:DA:1378:A:O2'	22:DA:1380:G:N7	1.97	0.97
29:DH:40:THR:O	29:DH:42:LYS:N	1.98	0.97
22:BA:526:A:OP1	57:BA:3245:HOH:O	1.81	0.96
1:AA:1031:C:O2'	1:AA:1032:G:OP2	1.82	0.96
15:AO:89:ARG:NH1	22:BA:716:A:OP2	1.98	0.96
1:CA:1124:G:O2'	1:CA:1145:A:N6	1.99	0.96
22:BA:614:A:O2'	22:BA:615:U:OP2	1.83	0.96
22:BA:2484:G:OP1	34:BM:44:ARG:NH2	1.98	0.96
1:CA:736:C:OP1	18:CR:61:ARG:NH1	1.99	0.96
22:BA:2062:A:O2'	22:BA:2063:C:H5'	1.66	0.95
29:BH:120:GLY:C	29:BH:122:LEU:HA	1.85	0.95
24:BC:244:PRO:O	24:BC:251:GLN:NE2	2.00	0.95

*Continued on next page...*

*Continued from previous page...*

Atom-1	Atom-2	Interatomic distance (Å)	Clash overlap (Å)
22:BA:731:C:OP2	57:BA:3692:HOH:O	1.84	0.94
27:DF:122:PHE:O	27:DF:124:GLY:N	2.00	0.94
22:BA:1439:A:OP2	57:BA:3632:HOH:O	1.85	0.94
1:AA:537:G:OP1	12:AL:110:ARG:NH2	2.01	0.94
22:DA:618:G:O6	57:DA:3289:HOH:O	1.85	0.94
22:BA:784:G:OP2	57:BA:3311:HOH:O	1.84	0.94
35:BN:103:ARG:HB2	35:BN:110:MET:HE3	1.49	0.94
22:BA:301:G:OP2	42:BU:82:ARG:NH1	2.01	0.94
26:DE:58:LYS:NZ	26:DE:70:SER:O	2.02	0.93
22:DA:2588:G:OP1	57:DA:3311:HOH:O	1.86	0.93
2:AB:21:ARG:O	2:AB:23:TRP:N	2.00	0.93
1:CA:683:G:N2	11:CK:39:GLY:O	2.00	0.93
22:BA:517:C:OP2	48:B0:10:ARG:NH2	2.01	0.93
32:BK:121:GLU:OE2	37:BP:65:SER:OG	1.86	0.93
1:CA:111:G:O6	1:CA:330:C:N4	2.02	0.92
1:AA:516:U:O4	57:AA:1848:HOH:O	1.87	0.92
22:BA:480:A:OP2	42:BU:44:LYS:NZ	2.04	0.91
22:BA:1509:A:O2'	22:BA:1510:G:OP2	1.88	0.91
22:BA:1002:G:O6	57:BA:3739:HOH:O	1.87	0.91
22:DA:602:A:O2'	22:DA:604:G:O2'	1.86	0.90
54:D6:4:PRO:HB2	54:D6:5:MHU:CM	2.00	0.90
14:AN:54:ASP:OD1	14:AN:59:ARG:NH1	2.03	0.90
29:DH:83:LYS:HG3	29:DH:149:GLU:CG	2.02	0.90
1:CA:1198:G:OP1	57:CA:1836:HOH:O	1.89	0.90
1:CA:1499:A:OP2	57:CA:1881:HOH:O	1.89	0.90
22:BA:790:U:O2'	22:BA:791:C:O5'	1.90	0.90
22:BA:618:G:N7	57:BA:3286:HOH:O	2.04	0.89
22:DA:27:G:O2'	22:DA:28:A:OP2	1.89	0.89
22:DA:784:G:OP1	57:DA:3311:HOH:O	1.89	0.89
22:BA:1253:A:N7	57:BA:3333:HOH:O	2.06	0.89
22:BA:1937:A:N7	22:BA:1939:U:O2'	2.05	0.89
8:CH:28:PRO:O	8:CH:33:LYS:NZ	2.05	0.89
5:CE:101:GLU:O	5:CE:103:THR:N	2.07	0.88
22:DA:58:G:OP1	41:DT:78:SER:OG	1.91	0.88
23:DB:28:C:OP1	36:DO:36:TYR:OH	1.89	0.88
22:BA:1342:A:OP2	57:BA:3714:HOH:O	1.90	0.88
22:BA:997:G:OP1	38:BQ:92:ARG:HG2	1.73	0.88
29:BH:123:ARG:O	29:BH:124:THR:HG22	1.74	0.88
29:BH:117:LEU:C	29:BH:121:VAL:HG23	1.93	0.88
22:DA:684:G:OP1	50:D2:16:HIS:ND1	2.07	0.88
41:DT:18:GLU:O	41:DT:22:THR:OG1	1.92	0.88

*Continued on next page...*

*Continued from previous page...*

Atom-1	Atom-2	Interatomic distance (Å)	Clash overlap (Å)
22:DA:668:A:N6	22:DA:670:A:O2'	2.07	0.87
22:DA:1265:A:OP1	57:DA:3742:HOH:O	1.92	0.87
22:BA:572:A:OP2	39:BR:80:ARG:NH2	2.07	0.87
22:DA:2284:A:O2'	22:DA:2288:A:N1	2.07	0.87
22:BA:945:A:N7	57:BA:3258:HOH:O	2.07	0.87
1:CA:495:A:C2	1:CA:496:A:C6	2.62	0.87
22:BA:2502:G:OP2	57:BA:3491:HOH:O	1.92	0.87
27:BF:158:THR:O	57:BF:201:HOH:O	1.92	0.86
22:DA:1006:C:OP2	57:DA:3776:HOH:O	1.93	0.86
29:DH:83:LYS:HG3	29:DH:149:GLU:HG2	1.56	0.86
3:AC:139:GLN:O	3:AC:141:ALA:N	2.08	0.86
22:BA:1141:U:H4'	22:BA:1142:A:O4'	1.74	0.86
22:DA:2507:C:OP1	57:DA:3705:HOH:O	1.94	0.86
22:BA:1153:C:P	57:BA:3360:HOH:O	2.33	0.86
23:DB:34:A:N6	23:DB:44:G:O2'	2.08	0.86
22:DA:822:G:OP2	57:DA:3343:HOH:O	1.92	0.86
1:AA:1407:C:O2'	22:BA:1912:A:N6	2.09	0.86
29:BH:147:VAL:HG12	29:BH:149:GLU:HG3	1.57	0.86
22:BA:621:A:OP2	57:BA:3291:HOH:O	1.93	0.85
2:CB:206:ALA:O	2:CB:208:ARG:N	2.09	0.85
1:AA:64:G:C8	1:AA:99:C:N4	2.44	0.85
20:AT:69:LYS:O	20:AT:71:LYS:N	2.08	0.85
22:BA:1260:A:N6	57:BA:3275:HOH:O	2.09	0.85
22:DA:185:G:C6	22:DA:212:G:C2	2.65	0.85
22:DA:2057:G:OP2	57:DA:3483:HOH:O	1.92	0.85
22:DA:2438:U:O2'	22:DA:2440:C:OP1	1.93	0.85
1:AA:194:C:OP1	57:AA:1879:HOH:O	1.92	0.85
22:BA:2278:A:OP1	34:BM:10:ARG:NH2	2.10	0.85
22:BA:1061:U:O2'	22:BA:1062:G:O5'	1.92	0.85
22:BA:118:A:C8	22:BA:119:A:C8	2.65	0.84
22:BA:636:G:C6	33:BL:111:ILE:HD11	2.12	0.84
18:CR:25:ASP:O	18:CR:27:ALA:N	2.11	0.84
22:BA:2720:U:OP1	37:BP:53:ARG:NH2	2.11	0.84
29:BH:117:LEU:O	29:BH:119:ASN:N	2.07	0.84
29:BH:117:LEU:HD21	29:BH:121:VAL:N	1.93	0.84
22:DA:1325:U:OP1	22:DA:1647:U:O2'	1.93	0.84
22:BA:1338:G:O6	41:BT:66:LYS:NZ	2.10	0.84
39:BR:49:ILE:HG22	39:BR:53:PHE:N	1.93	0.84
22:DA:310:A:O2'	22:DA:311:A:OP2	1.94	0.84
1:AA:875:U:O2'	8:AH:15:ARG:NH1	2.11	0.84
31:BJ:53:TYR:CD1	31:BJ:121:LYS:HB3	2.12	0.84

*Continued on next page...*

*Continued from previous page...*

Atom-1	Atom-2	Interatomic distance (Å)	Clash overlap (Å)
22:DA:2171:A:O2'	22:DA:2173:A:OP1	1.94	0.84
8:AH:10:MET:HE1	8:AH:33:LYS:HA	1.56	0.84
22:BA:481:G:C4	22:BA:507:A:C2	2.66	0.84
22:BA:2391:G:O2'	22:BA:2424:C:N4	2.10	0.84
22:DA:118:A:C8	22:DA:119:A:C8	2.66	0.84
22:DA:2407:A:OP2	57:DA:3558:HOH:O	1.96	0.84
24:BC:260:ASN:O	24:BC:262:ARG:N	2.11	0.84
29:DH:82:SER:O	29:DH:84:ALA:N	2.10	0.84
1:AA:7:A:N6	5:AE:97:GLN:OE1	2.11	0.83
22:DA:1530:G:N2	22:DA:1542:U:O2	2.10	0.83
22:BA:981:A:OP1	57:BA:3594:HOH:O	1.93	0.83
22:DA:2134:A:N6	22:DA:2157:G:O2'	2.11	0.83
22:BA:481:G:O2'	22:BA:507:A:N1	2.11	0.83
22:BA:31:C:OP1	57:BA:3700:HOH:O	1.95	0.83
22:BA:1073:A:H3'	22:BA:1074:G:C5'	2.08	0.83
1:CA:484:G:H4'	1:CA:485:U:O5'	1.77	0.83
22:DA:1937:A:OP1	57:DA:3453:HOH:O	1.96	0.83
47:BZ:24:LEU:HD11	47:BZ:54:MET:HE1	1.61	0.83
22:DA:822:G:P	57:DA:3343:HOH:O	2.34	0.83
28:BG:155:GLU:OE2	28:BG:158:LYS:N	2.11	0.83
39:BR:49:ILE:HG22	39:BR:52:PRO:C	1.99	0.83
12:CL:34:CYS:HA	12:CL:55:VAL:HA	1.61	0.83
22:DA:125:A:OP2	50:D2:19:ARG:NH2	2.12	0.83
22:DA:2249:U:O4	57:DA:3504:HOH:O	1.97	0.83
29:DH:94:ILE:HB	29:DH:122:LEU:HD12	1.60	0.82
22:DA:1817:G:OP1	24:DC:62:TYR:OH	1.95	0.82
29:BH:120:GLY:C	29:BH:122:LEU:CA	2.47	0.82
4:AD:150:LYS:O	4:AD:152:GLN:NE2	2.12	0.82
22:BA:731:C:P	57:BA:3692:HOH:O	2.35	0.82
4:CD:100:ASN:OD1	4:CD:111:ARG:NH1	2.12	0.82
22:BA:761:A:C8	57:BA:3293:HOH:O	2.32	0.82
25:BD:140:HIS:NE2	57:BD:303:HOH:O	2.12	0.82
1:AA:509:A:O5'	57:AA:1722:HOH:O	1.98	0.82
1:AA:858:G:O6	57:AA:1823:HOH:O	1.97	0.82
2:CB:35:ARG:O	2:CB:37:LYS:N	2.13	0.82
22:BA:1171:G:N2	22:BA:1178:C:O2	2.12	0.82
22:DA:1378:A:O2'	57:DA:3748:HOH:O	1.97	0.82
22:DA:1935:G:H1'	22:DA:1964:G:N2	1.95	0.82
24:DC:210:ALA:HA	24:DC:213:TRP:CE2	2.14	0.82
22:BA:2211:A:O2'	22:BA:2212:A:OP1	1.97	0.82
4:AD:75:TYR:OH	4:AD:97:ARG:NH1	2.12	0.82

*Continued on next page...*



*Continued from previous page...*

Atom-1	Atom-2	Interatomic distance (Å)	Clash overlap (Å)
22:BA:797:G:O6	57:BA:3320:HOH:O	1.97	0.81
39:BR:3:ALA:HB3	39:BR:59:ILE:HD11	1.62	0.81
22:DA:2125:G:N1	22:DA:2171:A:OP1	2.13	0.81
1:AA:1062:U:H2'	1:AA:1063:C:C5	2.15	0.81
22:DA:514:A:N3	22:DA:581:C:O2'	2.12	0.81
22:DA:756:A:N7	57:DA:3298:HOH:O	2.13	0.81
22:BA:1153:C:OP2	57:BA:3357:HOH:O	1.98	0.81
22:BA:2786:U:OP1	25:BD:70:LYS:NZ	2.13	0.81
22:BA:273:G:N2	22:BA:365:U:O2	2.14	0.81
22:BA:500:G:N2	22:BA:502:A:H3'	1.95	0.81
22:BA:1916:A:H2'	22:BA:1917:U:O4'	1.80	0.81
22:DA:1154:G:OP2	38:DQ:58:ARG:NH1	2.14	0.81
22:DA:1515:A:HO2'	22:DA:1556:C:HO2'	1.24	0.81
29:BH:97:ARG:HD2	1:CA:369:G:O2'	1.81	0.81
54:D6:4:PRO:CB	54:D6:5:MHU:HM1	2.06	0.81
22:DA:1371:G:N7	57:DA:3396:HOH:O	2.13	0.81
54:D6:3:DBB:HG2	54:D6:4:PRO:HA	1.63	0.81
22:BA:761:A:OP1	57:BA:3694:HOH:O	1.98	0.80
22:BA:1070:A:O2'	22:BA:1097:U:OP1	1.98	0.80
22:DA:300:A:HO2'	22:DA:318:C:HO2'	1.27	0.80
22:DA:1826:G:C6	22:DA:1827:U:C4	2.69	0.80
22:DA:821:A:O3'	57:DA:3343:HOH:O	1.98	0.80
24:DC:157:SER:O	24:DC:160:THR:OG1	1.99	0.80
1:AA:452:A:N6	1:AA:480:U:O2	2.14	0.80
22:DA:2262:U:OP1	44:DW:41:ARG:NH2	2.14	0.80
29:BH:83:LYS:HD2	1:CA:55:A:O2'	1.82	0.80
1:CA:55:A:C6	1:CA:56:U:C2	2.70	0.80
4:AD:22:LYS:O	4:AD:24:GLY:N	2.15	0.80
22:DA:990:A:N1	39:DR:78:ARG:NH1	2.29	0.80
22:DA:60:G:O2'	22:DA:62:U:OP2	1.99	0.80
22:DA:761:A:N7	57:DA:3294:HOH:O	2.15	0.80
22:DA:46:G:C2	22:DA:47:C:C5	2.69	0.80
1:CA:1001:C:H2'	1:CA:1002:G:C8	2.17	0.80
22:DA:1014:A:OP2	57:DA:3596:HOH:O	1.99	0.79
22:BA:819:A:C4	22:BA:1189:A:C2	2.70	0.79
22:BA:1417:C:H2'	22:BA:1418:G:O4'	1.82	0.79
22:BA:2800:A:H3'	22:BA:2801:G:H5'	1.64	0.79
24:BC:209:GLY:O	24:BC:212:ARG:N	2.15	0.79
28:BG:104:ASN:ND2	28:BG:114:ASP:OD1	2.14	0.79
22:BA:2080:A:O5'	45:BX:19:SER:OG	1.99	0.79
5:CE:102:GLY:O	5:CE:104:GLY:N	2.15	0.79

*Continued on next page...*

*Continued from previous page...*

Atom-1	Atom-2	Interatomic distance (Å)	Clash overlap (Å)
31:DJ:4:PHE:O	38:DQ:64:ARG:NH2	2.13	0.79
22:BA:1669:A:OP2	57:BA:3723:HOH:O	2.01	0.79
1:AA:1014:A:C2	19:AS:34:TRP:CH2	2.71	0.79
1:AA:1049:U:OP1	57:AA:1781:HOH:O	2.00	0.79
51:B3:31:HIS:CD2	51:B3:32:ILE:HG13	2.17	0.79
1:CA:568:G:O6	12:CL:2:ALA:HB2	1.83	0.79
22:DA:613:A:OP2	22:DA:614:A:N7	2.16	0.79
22:BA:510:C:OP1	57:BA:3770:HOH:O	2.00	0.79
22:BA:1350:C:N4	22:BA:1381:G:O6	2.15	0.79
2:CB:15:HIS:O	2:CB:17:GLY:N	2.16	0.79
22:BA:858:G:H3'	22:BA:859:G:C8	2.18	0.79
22:DA:608:A:H2'	22:DA:609:A:C8	2.17	0.79
2:AB:82:ASP:O	2:AB:85:LEU:N	2.16	0.79
22:BA:1061:U:HO2'	22:BA:1062:G:P	2.06	0.79
23:DB:48:U:H4'	36:DO:100:HIS:CD2	2.18	0.79
27:BF:133:ARG:O	27:BF:134:GLU:HB2	1.82	0.78
39:BR:34:GLU:OE2	39:BR:60:LYS:NZ	2.13	0.78
22:DA:1958:C:OP2	57:DA:3454:HOH:O	2.01	0.78
35:DN:90:ARG:CZ	35:DN:116:VAL:HG11	2.13	0.78
1:AA:1299:A:H2'	1:AA:1299:A:N3	1.96	0.78
22:BA:2017:U:OP2	57:BA:3268:HOH:O	2.01	0.78
22:DA:1668:A:O4'	22:DA:1669:A:C2	2.37	0.78
28:DG:158:LYS:O	28:DG:160:LYS:N	2.16	0.78
1:AA:689:C:HO2'	1:AA:705:G:HO2'	1.29	0.78
22:BA:27:G:C4	22:BA:512:G:N2	2.52	0.78
24:DC:70:ASN:O	24:DC:72:ASP:N	2.16	0.78
22:BA:2685:G:OP1	32:BK:78:ARG:NH2	2.16	0.78
22:DA:1669:A:OP2	57:DA:3716:HOH:O	2.01	0.78
22:DA:2162:G:H4'	22:DA:2163:A:OP1	1.82	0.78
9:AI:84:THR:HG21	9:AI:103:PHE:HB3	1.65	0.78
22:BA:572:A:H5''	22:BA:573:U:OP2	1.83	0.78
22:BA:1721:G:O2'	22:BA:1739:A:N6	2.16	0.78
29:BH:91:PHE:HB3	1:CA:55:A:N3	1.98	0.78
11:CK:17:SER:O	11:CK:80:LYS:N	2.17	0.78
22:BA:1439:A:OP2	57:BA:3635:HOH:O	2.02	0.78
20:CT:5:LYS:O	20:CT:7:ALA:N	2.16	0.78
22:DA:53:A:C8	22:DA:54:G:C8	2.72	0.78
22:DA:450:G:O6	57:DA:3240:HOH:O	2.00	0.78
22:BA:587:C:N3	33:BL:33:ARG:NH2	2.33	0.78
22:DA:161:A:H3'	22:DA:162:U:H5''	1.66	0.78
41:DT:73:ARG:NH1	41:DT:74:ILE:O	2.17	0.78

*Continued on next page...*

*Continued from previous page...*

Atom-1	Atom-2	Interatomic distance (Å)	Clash overlap (Å)
22:BA:1794:A:H2'	22:BA:1795:C:C6	2.17	0.77
4:AD:95:GLU:OE2	4:AD:104:ARG:NH1	2.16	0.77
22:DA:192:C:OP1	57:DA:3733:HOH:O	2.03	0.77
2:CB:43:LEU:HG	2:CB:44:GLU:HG2	1.67	0.77
22:DA:2711:A:OP2	57:DA:3544:HOH:O	2.03	0.77
3:AC:130:PHE:CE1	3:AC:131:ARG:HD2	2.20	0.77
23:DB:29:A:O2'	23:DB:58:A:N1	2.16	0.77
29:BH:123:ARG:HH22	1:CA:367:U:P	2.08	0.77
1:AA:869:G:N7	57:AA:1825:HOH:O	2.17	0.77
40:BS:37:THR:HG22	40:BS:38:TYR:CD1	2.18	0.77
28:DG:170:ARG:NH1	52:D4:29:ALA:O	2.18	0.77
22:BA:695:G:C2	22:BA:696:G:C8	2.73	0.77
5:CE:157:ARG:O	5:CE:159:LYS:N	2.17	0.77
40:DS:73:LYS:HB2	40:DS:106:VAL:HB	1.67	0.77
22:BA:1380:G:OP2	57:BA:3752:HOH:O	2.03	0.77
21:CU:25:LYS:HD3	21:CU:26:ALA:N	1.99	0.77
1:AA:562:U:OP2	12:AL:14:ARG:NH1	2.18	0.76
22:BA:622:G:O5'	57:BA:3292:HOH:O	2.02	0.76
22:DA:1361:G:C2	22:DA:1362:C:C6	2.73	0.76
1:CA:207:C:HO2'	1:CA:213:G:N2	1.83	0.76
1:CA:209:U:H4'	1:CA:210:C:OP2	1.85	0.76
29:DH:1:MET:SD	29:DH:27:ARG:NH1	2.58	0.76
22:DA:1050:A:N6	22:DA:1109:C:O2	2.17	0.76
1:AA:1062:U:H2'	1:AA:1063:C:C6	2.20	0.76
12:AL:24:LEU:O	12:AL:26:ALA:N	2.18	0.76
21:CU:44:GLU:OE1	21:CU:45:ARG:NH1	2.18	0.76
22:DA:787:C:OP1	57:DA:3750:HOH:O	2.04	0.76
22:DA:1428:C:O2'	22:DA:1569:A:OP2	2.03	0.76
22:DA:1439:A:OP2	57:DA:3626:HOH:O	2.03	0.76
29:DH:53:GLU:O	29:DH:55:GLU:N	2.19	0.76
22:BA:784:G:H5''	24:BC:226:ASN:OD1	1.86	0.76
1:AA:91:U:H2'	1:AA:92:U:O4'	1.86	0.76
22:BA:1125:G:OP2	22:BA:1126:A:O2'	2.00	0.76
29:DH:45:GLU:O	29:DH:49:ALA:N	2.19	0.76
1:AA:1060:U:O2	1:AA:1061:G:C8	2.38	0.76
22:BA:2757:A:N1	28:BG:67:THR:HG21	2.01	0.76
10:CJ:65:TYR:HB3	14:CN:96:LEU:HD11	1.68	0.76
22:DA:118:A:N3	22:DA:178:G:H1'	2.01	0.76
22:DA:488:G:N2	22:DA:493:G:O6	2.19	0.76
1:AA:872:A:C5	1:AA:874:G:C8	2.74	0.75
22:BA:2800:A:C2	22:BA:2895:G:H1'	2.20	0.75

*Continued on next page...*

*Continued from previous page...*

Atom-1	Atom-2	Interatomic distance (Å)	Clash overlap (Å)
22:DA:998:C:OP2	38:DQ:58:ARG:NH2	2.19	0.75
11:CK:122:ARG:CZ	21:CU:36:GLU:HG2	2.16	0.75
33:DL:29:LYS:O	33:DL:30:THR:OG1	2.02	0.75
1:AA:381:C:H2'	1:AA:382:A:O4'	1.86	0.75
1:CA:1097:C:OP1	2:CB:139:ARG:NH2	2.20	0.75
22:DA:199:A:OP2	57:DA:3736:HOH:O	2.03	0.75
22:DA:2093:G:O2'	22:DA:2094:A:H5'	1.86	0.75
1:AA:965:U:OP2	57:AA:1832:HOH:O	2.04	0.75
22:BA:733:G:OP2	57:BA:3294:HOH:O	2.04	0.75
53:B5:59:VAL:HG21	53:B5:167:ASP:C	2.06	0.75
8:CH:9:ASP:OD2	8:CH:13:ARG:NH1	2.19	0.75
22:DA:1019:U:O2	22:DA:1142:A:N6	2.19	0.75
1:CA:1101:A:H61	2:CB:102:THR:HG21	1.52	0.75
1:AA:680:C:C2	1:AA:711:G:N2	2.55	0.75
1:AA:972:C:H4'	10:AJ:59:LYS:HE3	1.68	0.75
22:BA:2052:A:C2	22:BA:2053:G:C8	2.75	0.75
22:DA:2420:C:OP1	51:D3:34:THR:HB	1.87	0.75
1:AA:983:A:N3	1:AA:983:A:H2'	1.99	0.75
29:BH:91:PHE:HB3	1:CA:55:A:C4	2.20	0.75
27:DF:32:GLU:OE1	27:DF:92:ARG:NH1	2.20	0.75
29:DH:124:THR:OG1	29:DH:125:THR:N	2.17	0.75
22:BA:2857:G:N2	22:BA:2860:A:OP2	2.18	0.75
25:BD:9:VAL:O	25:BD:197:THR:OG1	2.04	0.75
25:BD:13:ARG:HD2	25:BD:15:PHE:CZ	2.22	0.75
37:BP:93:ARG:O	37:BP:94:LYS:HB2	1.87	0.75
22:DA:856:G:N2	22:DA:922:C:C2	2.54	0.75
22:DA:2144:G:N2	22:DA:2148:G:O6	2.19	0.75
22:BA:1288:G:C4	22:BA:1327:A:C2	2.75	0.74
49:B1:4:GLY:O	49:B1:6:ARG:N	2.20	0.74
1:AA:542:G:C2	1:AA:543:U:C5	2.75	0.74
22:DA:2225:A:H4'	22:DA:2226:C:O5'	1.86	0.74
8:AH:22:LYS:N	8:AH:65:TYR:OH	2.20	0.74
29:BH:88:GLY:O	29:BH:125:THR:OG1	2.04	0.74
29:BH:117:LEU:HD11	29:BH:122:LEU:HD12	1.69	0.74
29:BH:123:ARG:C	29:BH:124:THR:HG23	2.06	0.74
22:DA:1567:G:H2'	24:DC:85:PRO:HG3	1.70	0.74
1:CA:920:U:H2'	1:CA:921:U:C6	2.22	0.74
22:BA:1997:C:OP2	25:BD:129:THR:OG1	2.03	0.74
31:BJ:98:GLU:O	31:BJ:102:GLU:HG3	1.88	0.74
22:DA:249:C:O5'	22:DA:2394:C:O2'	2.05	0.74
22:DA:1918:A:O2'	22:DA:1920:C:N4	2.20	0.74

*Continued on next page...*

*Continued from previous page...*

Atom-1	Atom-2	Interatomic distance (Å)	Clash overlap (Å)
1:AA:1369:C:H2'	1:AA:1370:G:C8	2.21	0.74
22:DA:1604:C:OP2	57:DA:3404:HOH:O	2.04	0.74
22:BA:1779:U:H5	22:BA:1784:A:N7	1.85	0.74
22:BA:1794:A:H2'	22:BA:1795:C:H6	1.52	0.74
22:BA:1925:C:H4'	22:BA:1926:U:C4	2.23	0.74
1:CA:495:A:C2	1:CA:496:A:N6	2.56	0.74
4:CD:48:LEU:HD23	4:CD:53:VAL:N	2.02	0.74
1:AA:980:C:OP1	57:AA:1837:HOH:O	2.04	0.74
4:AD:62:ARG:HG3	4:AD:72:PHE:CD2	2.22	0.74
6:AF:91:ARG:O	6:AF:92:THR:OG1	2.05	0.74
12:AL:85:GLY:O	12:AL:96:HIS:ND1	2.20	0.74
22:BA:2025:C:OP2	57:BA:3473:HOH:O	2.05	0.74
38:BQ:24:TYR:O	38:BQ:25:TYR:CB	2.36	0.74
1:CA:207:C:O2'	1:CA:213:G:N2	2.21	0.74
1:CA:484:G:C5	1:CA:486:U:H1'	2.23	0.74
22:DA:2209:G:C2	22:DA:2216:G:C2	2.74	0.74
4:AD:26:ARG:HD2	4:AD:31:LYS:HE3	1.70	0.74
17:AQ:69:LYS:O	17:AQ:70:THR:HB	1.88	0.74
22:BA:1494:A:C2'	22:BA:1495:A:O5'	2.36	0.74
22:DA:187:G:C2	22:DA:210:C:C2	2.76	0.74
24:DC:226:ASN:ND2	57:DC:304:HOH:O	2.20	0.74
1:AA:663:A:C2	1:AA:743:A:C2	2.76	0.73
22:BA:1509:A:O2'	22:BA:1510:G:P	2.45	0.73
39:BR:51:VAL:HG23	39:BR:52:PRO:HD2	1.69	0.73
1:CA:427:U:OP1	4:CD:13:ARG:NH2	2.21	0.73
1:AA:1278:G:H4'	1:AA:1279:G:C8	2.22	0.73
22:BA:64:A:H2'	22:BA:65:U:C6	2.22	0.73
29:BH:90:LEU:O	1:CA:358:U:H4'	1.88	0.73
1:CA:552:U:C4	1:CA:553:A:N7	2.56	0.73
22:DA:2502:G:H5'	22:DA:2503:A:H5''	1.70	0.73
1:AA:1108:G:O6	57:AA:1861:HOH:O	2.05	0.73
22:BA:1915:U:C2'	22:BA:1916:A:H5'	2.18	0.73
29:BH:93:SER:O	1:CA:368:U:C6	2.41	0.73
34:BM:42:THR:HG22	34:BM:93:VAL:HG12	1.71	0.73
22:DA:587:C:OP2	33:DL:21:ARG:NH1	2.21	0.73
22:DA:2164:C:H2'	22:DA:2165:C:C6	2.23	0.73
22:DA:2594:C:N4	22:DA:2595:G:O6	2.21	0.73
1:AA:80:A:C2	1:AA:90:C:N3	2.56	0.73
1:AA:1093:A:N3	1:AA:1109:C:O2'	2.21	0.73
7:AG:55:GLY:O	7:AG:57:SER:N	2.20	0.73
22:DA:761:A:OP2	57:DA:3292:HOH:O	2.07	0.73

*Continued on next page...*

*Continued from previous page...*

Atom-1	Atom-2	Interatomic distance (Å)	Clash overlap (Å)
8:AH:2:SER:C	8:AH:4:GLN:H	1.92	0.73
24:BC:157:SER:O	24:BC:195:VAL:HG11	1.87	0.73
27:BF:40:VAL:O	27:BF:42:GLU:N	2.22	0.73
30:BI:122:ILE:O	30:BI:126:THR:OG1	2.07	0.73
42:BU:16:GLY:O	42:BU:18:ASP:N	2.21	0.73
22:DA:2028:U:O4	57:DA:3475:HOH:O	2.06	0.73
4:AD:32:CYS:O	4:AD:33:LYS:HB2	1.87	0.73
22:BA:1379:U:C6	22:BA:1379:U:OP1	2.42	0.73
22:BA:1695:G:H1'	24:BC:8:PRO:O	1.88	0.73
14:CN:91:GLY:O	14:CN:93:ILE:N	2.21	0.73
22:DA:1826:G:C5	22:DA:1827:U:C5	2.76	0.73
1:AA:1064:G:O2'	1:AA:1190:G:N2	2.22	0.73
22:BA:1179:G:H3'	22:BA:1180:U:H4'	1.70	0.73
22:BA:1935:G:C6	22:BA:1962:C:C5	2.77	0.73
40:BS:29:VAL:HG13	40:BS:55:ILE:HD11	1.70	0.73
51:B3:27:ALA:O	51:B3:28:ASN:HB2	1.86	0.73
22:DA:247:G:N7	22:DA:249:C:C2	2.56	0.73
1:AA:792:A:H4'	1:AA:793:U:O5'	1.89	0.73
22:BA:1009:A:OP1	31:BJ:39:LYS:NZ	2.16	0.73
22:BA:368:A:N6	22:BA:369:U:O4	2.21	0.73
22:BA:572:A:C2	22:BA:2033:A:C2	2.77	0.73
1:CA:404:G:O6	4:CD:2:ALA:N	2.22	0.73
11:AK:76:GLU:C	22:BA:2141:G:OP1	2.27	0.72
22:BA:1269:A:OP2	57:BA:3384:HOH:O	2.06	0.72
22:BA:2128:G:H2'	22:BA:2129:C:O4'	1.88	0.72
12:CL:116:LYS:O	12:CL:117:TYR:CG	2.42	0.72
22:DA:389:G:C8	22:DA:2413:G:H4'	2.24	0.72
22:DA:740:C:H5'	22:DA:1784:A:H3'	1.72	0.72
37:DP:29:LYS:HB3	37:DP:40:LEU:HD21	1.71	0.72
1:AA:914:A:C2	1:AA:915:A:C8	2.77	0.72
22:BA:585:G:N7	38:BQ:6:ARG:NH1	2.37	0.72
22:BA:1779:U:C5	22:BA:1784:A:N7	2.57	0.72
22:BA:2714:G:P	57:BA:3548:HOH:O	2.38	0.72
1:CA:485:U:O2'	1:CA:486:U:OP1	2.05	0.72
1:AA:157:U:H1'	1:AA:165:G:N2	2.04	0.72
10:AJ:44:THR:HG22	10:AJ:70:HIS:HA	1.69	0.72
17:AQ:52:GLU:OE1	17:AQ:52:GLU:N	2.22	0.72
22:BA:1917:U:C4	22:BA:1918:A:C5	2.76	0.72
24:BC:15:HIS:O	24:BC:204:VAL:HG21	1.89	0.72
25:BD:77:ARG:NH2	25:BD:200:ASP:OD1	2.22	0.72
1:AA:1091:U:O2	1:AA:1095:U:C2	2.42	0.72

*Continued on next page...*

*Continued from previous page...*

Atom-1	Atom-2	Interatomic distance (Å)	Clash overlap (Å)
1:AA:536:C:OP1	57:AA:1884:HOH:O	2.07	0.72
4:AD:37:ALA:HA	4:AD:42:GLY:HA3	1.69	0.72
2:CB:169:GLU:O	2:CB:171:ILE:N	2.22	0.72
1:AA:481:G:O2'	1:AA:483:C:N4	2.22	0.72
22:BA:1069:A:N1	22:BA:1073:A:N6	2.38	0.72
40:BS:57:ASN:O	40:BS:61:ASN:HB2	1.89	0.72
1:CA:278:G:OP2	17:CQ:43:LYS:NZ	2.21	0.72
1:CA:978:A:HO2'	1:CA:1322:C:H5	1.35	0.72
22:DA:1342:A:OP2	57:DA:3708:HOH:O	2.06	0.72
50:D2:43:THR:OG1	50:D2:44:VAL:N	2.20	0.72
1:AA:1151:A:O2'	1:AA:1152:A:O5'	2.06	0.72
10:AJ:35:GLN:HG2	10:AJ:77:VAL:HB	1.69	0.72
40:BS:1:MET:N	40:BS:109:ASP:OD1	2.23	0.72
40:BS:20:VAL:HA	40:BS:23:LEU:HD12	1.72	0.72
41:BT:64:LYS:HA	41:BT:79:ASP:OD1	1.89	0.72
1:CA:890:G:O2'	1:CA:906:A:N6	2.22	0.72
22:DA:1394:U:H4'	22:DA:1603:A:H4'	1.71	0.72
22:DA:2415:G:C6	22:DA:2416:C:C4	2.78	0.72
34:DM:66:ARG:NH1	34:DM:104:GLU:OE1	2.23	0.72
36:BO:25:ARG:HG3	36:BO:27:VAL:CG1	2.20	0.72
1:CA:1055:A:C6	1:CA:1206:G:C5	2.77	0.72
22:DA:511:U:O2'	22:DA:1215:G:N2	2.23	0.72
1:AA:1422:G:O3'	32:BK:49:ARG:NH2	2.21	0.72
22:BA:1157:G:N2	22:BA:1158:C:C2	2.57	0.72
22:BA:2346:A:H4'	22:BA:2347:C:OP2	1.90	0.72
1:AA:872:A:C4	1:AA:874:G:N7	2.58	0.72
22:BA:790:U:O2'	22:BA:791:C:P	2.47	0.72
22:DA:59:U:O2'	22:DA:74:A:OP2	2.04	0.72
22:DA:2711:A:OP2	57:DA:3541:HOH:O	2.07	0.72
1:AA:667:G:OP1	1:AA:732:C:O2'	2.06	0.71
22:BA:1288:G:C5	22:BA:1327:A:C2	2.78	0.71
22:BA:1746:A:H2'	22:BA:1747:U:C6	2.24	0.71
5:CE:56:VAL:N	5:CE:57:PRO:HD2	2.03	0.71
22:DA:1515:A:O2'	22:DA:1556:C:O2'	2.00	0.71
13:AM:46:SER:O	13:AM:47:GLU:HB3	1.90	0.71
22:BA:1712:U:OP2	22:BA:1713:A:O2'	2.07	0.71
23:BB:28:C:OP1	36:BO:31:THR:HG21	1.89	0.71
36:BO:2:ASP:OD1	36:BO:3:LYS:N	2.22	0.71
22:DA:1645:G:OP1	22:DA:1646:C:H5'	1.89	0.71
29:DH:31:VAL:HB	29:DH:32:PRO:CD	2.20	0.71
5:CE:137:VAL:O	5:CE:138:ARG:CB	2.38	0.71

*Continued on next page...*

*Continued from previous page...*

Atom-1	Atom-2	Interatomic distance (Å)	Clash overlap (Å)
5:CE:155:ALA:HB1	8:CH:66:PHE:CD2	2.25	0.71
22:DA:1809:A:H2'	22:DA:1810:A:C8	2.26	0.71
25:DD:151:THR:O	25:DD:153:GLY:N	2.23	0.71
16:AP:39:PHE:CD2	16:AP:74:LEU:HD11	2.25	0.71
22:BA:726:G:O2'	22:BA:727:A:OP2	2.06	0.71
30:BI:127:ARG:HA	30:BI:130:GLU:HG3	1.72	0.71
22:DA:301:G:C2	22:DA:302:C:C2	2.78	0.71
22:DA:347:A:C2	22:DA:348:A:C4	2.78	0.71
22:DA:1344:U:O2'	22:DA:1345:C:OP2	2.08	0.71
1:AA:69:G:O6	1:AA:98:A:N6	2.23	0.71
22:BA:792:A:N3	22:BA:2072:C:O2'	2.23	0.71
1:CA:552:U:C2	1:CA:553:A:C8	2.79	0.71
1:CA:1225:A:H2'	1:CA:1226:C:C5	2.26	0.71
4:CD:59:GLN:O	4:CD:63:ARG:HG3	1.91	0.71
5:CE:81:LEU:HG	5:CE:147:MET:SD	2.31	0.71
22:DA:1973:G:C5	22:DA:1974:C:C4	2.78	0.71
1:AA:927:G:C2	1:AA:1391:U:O2	2.44	0.71
1:AA:1014:A:N3	19:AS:34:TRP:CZ3	2.58	0.71
7:AG:99:LEU:O	7:AG:102:ARG:N	2.23	0.71
1:CA:131:A:O2'	1:CA:262:A:N3	2.21	0.71
22:BA:450:G:O6	57:BA:3243:HOH:O	2.06	0.71
39:BR:27:ILE:HG21	39:BR:63:VAL:HG21	1.71	0.71
17:CQ:19:LYS:O	17:CQ:71:LYS:NZ	2.21	0.71
22:DA:749:A:C5	22:DA:750:A:N7	2.58	0.71
26:DE:98:LYS:NZ	57:DE:305:HOH:O	2.24	0.71
1:AA:328:C:O2	1:AA:328:C:H2'	1.90	0.71
22:BA:686:U:O5'	57:BA:3719:HOH:O	2.07	0.71
22:BA:1131:G:OP1	31:BJ:82:GLY:HA2	1.89	0.71
1:CA:662:U:H2'	1:CA:663:A:C8	2.25	0.71
6:CF:45:ARG:O	6:CF:56:LYS:HA	1.90	0.71
22:DA:1738:G:O2'	22:DA:1739:A:O5'	2.09	0.71
24:DC:45:ASN:OD1	24:DC:46:ASN:N	2.24	0.71
1:AA:1145:A:O2'	1:AA:1146:A:O5'	2.08	0.71
14:AN:91:GLY:O	14:AN:93:ILE:N	2.24	0.71
22:BA:1359:A:OP1	57:BA:3618:HOH:O	2.09	0.71
22:BA:2615:U:C2	48:B0:4:GLN:HA	2.26	0.71
23:BB:109:A:C5	23:BB:110:C:C5	2.79	0.71
24:BC:247:PRO:HD2	24:BC:248:TRP:CZ3	2.26	0.71
1:CA:757:U:OP1	1:CA:822:U:O2'	2.08	0.71
22:DA:789:A:N1	57:DA:3309:HOH:O	2.22	0.71
22:BA:1196:C:O4'	22:BA:1226:A:C2	2.44	0.71

*Continued on next page...*



*Continued from previous page...*

Atom-1	Atom-2	Interatomic distance (Å)	Clash overlap (Å)
22:BA:580:U:H2'	22:BA:581:C:C6	2.25	0.70
22:BA:580:U:H2'	22:BA:581:C:H6	1.56	0.70
22:BA:1730:C:H4'	22:BA:1730:C:OP1	1.90	0.70
1:CA:495:A:N1	1:CA:496:A:N6	2.39	0.70
4:CD:174:ASP:OD1	4:CD:175:ALA:N	2.24	0.70
22:DA:471:A:OP1	26:DE:79:ARG:NH1	2.24	0.70
22:BA:1272:A:N7	22:BA:1618:A:H1'	2.06	0.70
22:BA:2831:G:OP1	25:BD:56:LYS:NZ	2.23	0.70
40:BS:29:VAL:CG1	40:BS:55:ILE:HD11	2.21	0.70
22:DA:297:G:H5'	42:DU:85:PHE:HB2	1.73	0.70
22:DA:1060:U:O4'	22:DA:1062:G:H5'	1.91	0.70
22:DA:1566:A:C2	24:DC:213:TRP:CE3	2.79	0.70
22:BA:2187:U:C4	22:BA:2188:U:C4	2.79	0.70
1:CA:268:U:H2'	1:CA:269:C:C6	2.26	0.70
8:CH:21:ASN:O	8:CH:22:LYS:C	2.29	0.70
22:DA:482:A:N6	22:DA:506:G:O2'	2.24	0.70
19:AS:29:LYS:HB3	19:AS:30:PRO:HD2	1.72	0.70
31:BJ:114:LEU:HG	31:BJ:118:MET:HE3	1.73	0.70
22:DA:46:G:C2	22:DA:47:C:C6	2.78	0.70
50:D2:43:THR:O	50:D2:44:VAL:HB	1.92	0.70
22:BA:15:G:C5	22:BA:16:C:C5	2.79	0.70
22:BA:83:A:OP1	42:BU:92:LYS:NZ	2.24	0.70
22:BA:357:C:H2'	22:BA:358:U:C6	2.26	0.70
1:CA:1169:A:C2	1:CA:1170:A:C4	2.79	0.70
22:DA:1384:A:O2'	22:DA:1404:C:O2	2.08	0.70
22:BA:528:A:C2	22:BA:2043:C:H4'	2.26	0.70
22:BA:2127:G:H4'	22:BA:2128:G:OP1	1.91	0.70
22:BA:2151:U:H2'	22:BA:2152:G:C8	2.27	0.70
47:BZ:14:ILE:HG22	47:BZ:15:GLY:N	2.07	0.70
1:CA:1491:G:C6	1:CA:1492:A:C6	2.79	0.70
22:DA:654:A:H3'	22:DA:654:A:N3	2.07	0.70
1:AA:600:A:H2'	1:AA:601:G:C8	2.27	0.70
13:AM:11:ASP:OD1	13:AM:12:HIS:N	2.25	0.70
22:BA:276:U:H2'	22:BA:276:U:O2	1.91	0.70
22:BA:2297:A:N1	22:BA:2321:U:H5	1.89	0.70
47:DZ:41:THR:HG23	47:DZ:44:ILE:HG12	1.73	0.70
1:AA:869:G:N7	57:AA:1823:HOH:O	2.23	0.70
4:AD:17:THR:HG22	4:AD:18:ASP:N	2.06	0.70
24:BC:132:MET:HA	24:BC:135:ILE:HG13	1.74	0.70
29:BH:94:ILE:HG22	29:BH:99:ILE:HG13	1.72	0.70
34:BM:2:LEU:O	34:BM:3:GLN:HB3	1.91	0.70

*Continued on next page...*

*Continued from previous page...*

Atom-1	Atom-2	Interatomic distance (Å)	Clash overlap (Å)
1:CA:409:U:OP1	4:CD:24:GLY:HA3	1.91	0.70
2:CB:221:VAL:O	2:CB:223:GLU:N	2.24	0.70
22:DA:581:C:OP2	38:DQ:33:ARG:NH1	2.24	0.70
36:DO:26:LEU:HD23	36:DO:117:PHE:CE2	2.27	0.70
1:AA:66:A:H4'	1:AA:173:U:C5	2.27	0.70
4:AD:11:LEU:CD2	4:AD:63:ARG:HD3	2.22	0.70
22:BA:747:U:C4	22:BA:2613:U:C4	2.79	0.70
22:BA:1474:U:O4	22:BA:1475:G:N2	2.25	0.70
34:BM:51:ARG:O	34:BM:55:ARG:HG2	1.91	0.70
1:CA:1074:G:H4'	2:CB:103:ASN:HB3	1.71	0.70
4:CD:168:PRO:HB2	4:CD:171:LEU:HD12	1.72	0.70
5:CE:90:THR:HG22	5:CE:91:GLY:N	2.06	0.70
22:DA:1365:A:OP1	45:DX:28:ARG:NH2	2.24	0.70
27:DF:44:ILE:HG21	27:DF:79:ILE:HG22	1.74	0.70
22:BA:1378:A:O2'	22:BA:1380:G:OP2	2.10	0.70
10:CJ:36:VAL:HA	10:CJ:76:ILE:HA	1.73	0.70
24:DC:141:VAL:HG11	24:DC:190:ALA:HB1	1.74	0.70
17:AQ:69:LYS:O	17:AQ:70:THR:CB	2.40	0.69
22:BA:58:G:OP1	41:BT:78:SER:HB2	1.92	0.69
22:BA:1341:G:C4	41:BT:84:TYR:CD1	2.80	0.69
40:BS:18:ARG:O	40:BS:20:VAL:N	2.25	0.69
14:CN:16:LEU:HB3	14:CN:55:SER:HA	1.73	0.69
14:CN:61:ARG:O	14:CN:62:ASN:HB2	1.91	0.69
22:DA:1009:A:N3	22:DA:1153:C:O2'	2.24	0.69
1:AA:702:A:N6	22:BA:1846:G:O2'	2.25	0.69
22:DA:2128:G:O6	22:DA:2160:C:N4	2.25	0.69
52:D4:16:ILE:HD13	52:D4:25:VAL:HG22	1.74	0.69
1:AA:1377:A:N3	7:AG:2:PRO:HG3	2.08	0.69
17:AQ:16:LYS:C	17:AQ:17:MET:SD	2.70	0.69
22:BA:977:G:C6	57:BA:3592:HOH:O	2.45	0.69
29:BH:123:ARG:NH2	1:CA:367:U:O5'	2.26	0.69
12:CL:90:LEU:HB2	12:CL:93:VAL:CG2	2.22	0.69
22:DA:2136:G:N1	22:DA:2156:G:H1'	2.07	0.69
1:AA:663:A:N1	1:AA:743:A:C2	2.60	0.69
2:AB:63:ARG:O	2:AB:64:LYS:HB2	1.92	0.69
1:CA:537:G:OP1	12:CL:110:ARG:NH2	2.25	0.69
1:CA:858:G:O6	57:CA:1818:HOH:O	2.09	0.69
22:DA:1019:U:OP1	22:DA:1035:U:O2'	2.08	0.69
22:DA:1359:A:C8	22:DA:1373:A:N1	2.60	0.69
23:DB:81:G:C5	23:DB:82:U:C5	2.81	0.69
40:DS:33:LEU:HD21	40:DS:52:GLU:CG	2.22	0.69

*Continued on next page...*

*Continued from previous page...*

Atom-1	Atom-2	Interatomic distance (Å)	Clash overlap (Å)
14:AN:64:CYS:SG	14:AN:67:THR:OG1	2.51	0.69
22:BA:492:A:H2'	22:BA:493:G:O4'	1.93	0.69
22:BA:1925:C:H4'	22:BA:1926:U:C5	2.27	0.69
1:CA:32:A:C2	1:CA:33:A:C5	2.80	0.69
1:CA:72:A:C6	1:CA:73:C:N4	2.60	0.69
1:CA:1022:A:C5	1:CA:1023:U:C4	2.80	0.69
4:CD:26:ARG:O	4:CD:27:ALA:HB2	1.90	0.69
22:DA:1315:C:O2'	22:DA:1392:A:N3	2.23	0.69
20:AT:6:SER:OG	20:AT:7:ALA:N	2.23	0.69
22:BA:2191:A:C2	22:BA:2192:U:C2	2.80	0.69
22:BA:2325:G:C6	22:BA:2326:C:N4	2.61	0.69
1:CA:213:G:C8	1:CA:214:C:C5	2.81	0.69
1:CA:496:A:C2	1:CA:497:G:C5	2.79	0.69
1:CA:527:G:C2	1:CA:528:C:C6	2.81	0.69
5:CE:57:PRO:O	5:CE:60:ILE:HG13	1.93	0.69
1:AA:1406:U:C5	1:AA:1407:C:C5	2.81	0.69
1:CA:945:G:C2	1:CA:946:A:C8	2.81	0.69
1:CA:1323:G:O2'	1:CA:1362:A:N3	2.21	0.69
2:CB:54:LEU:HA	2:CB:57:LEU:HB3	1.73	0.69
25:DD:12:THR:OG1	25:DD:13:ARG:N	2.24	0.69
32:DK:76:VAL:HG12	37:DP:73:VAL:HG22	1.75	0.69
1:AA:205:A:OP1	1:AA:205:A:H4'	1.92	0.69
1:AA:667:G:H4'	15:AO:51:HIS:ND1	2.07	0.69
4:AD:26:ARG:CD	4:AD:31:LYS:HE3	2.23	0.69
22:BA:1283:G:N2	22:BA:1285:A:H3'	2.07	0.69
22:BA:1582:C:O2'	22:BA:1585:C:N3	2.25	0.69
34:BM:47:GLU:OE2	34:BM:51:ARG:NE	2.26	0.69
39:BR:37:GLU:HG2	39:BR:53:PHE:CD2	2.28	0.69
43:BV:80:HIS:CE1	43:BV:83:LYS:HG3	2.27	0.69
45:BX:63:GLY:O	45:BX:65:ASP:N	2.26	0.69
46:BY:56:LEU:O	46:BY:57:LEU:HB2	1.93	0.69
1:CA:72:A:N6	1:CA:73:C:N4	2.40	0.69
1:CA:686:U:O2'	1:CA:687:A:OP2	2.10	0.69
22:DA:152:A:C2	22:DA:175:G:C2	2.80	0.69
22:DA:1060:U:H4'	22:DA:1061:U:H5'	1.75	0.69
22:DA:2062:A:C5	54:D6:1:MHW:CD	2.76	0.69
1:AA:1161:C:H2'	1:AA:1162:C:C6	2.27	0.69
22:BA:6:A:O2'	31:BJ:135:GLN:OE1	2.06	0.69
22:BA:1842:G:N3	22:BA:1901:A:C2	2.61	0.69
1:CA:111:G:C6	1:CA:330:C:N4	2.60	0.69
1:AA:1236:A:H4'	1:AA:1304:G:H4'	1.73	0.69

*Continued on next page...*

*Continued from previous page...*

Atom-1	Atom-2	Interatomic distance (Å)	Clash overlap (Å)
22:BA:2062:A:HO2'	22:BA:2063:C:H5'	1.58	0.69
46:BY:32:ALA:HB2	46:BY:37:LEU:HD23	1.75	0.69
22:DA:1335:C:N4	57:DA:3389:HOH:O	2.23	0.69
22:DA:2164:C:H2'	22:DA:2165:C:H6	1.57	0.69
1:AA:68:G:C5	1:AA:69:G:H1'	2.28	0.68
1:AA:858:G:OP2	57:AA:1822:HOH:O	2.10	0.68
4:AD:168:PRO:O	4:AD:169:THR:OG1	2.09	0.68
16:AP:52:LEU:O	16:AP:54:LEU:N	2.25	0.68
22:BA:1932:A:H5''	22:BA:1933:G:OP2	1.93	0.68
14:AN:90:ARG:NH1	14:AN:92:GLU:OE2	2.26	0.68
22:BA:1956:U:H2'	22:BA:1957:C:H5'	1.75	0.68
29:BH:117:LEU:O	29:BH:121:VAL:HG22	1.93	0.68
1:CA:1412:C:H2'	1:CA:1413:A:C8	2.28	0.68
17:CQ:21:ILE:N	17:CQ:48:ASP:OD1	2.27	0.68
22:DA:1351:C:C2	22:DA:1381:G:C2	2.80	0.68
22:BA:2345:G:N3	22:BA:2381:A:H2'	2.09	0.68
1:CA:38:G:N2	1:CA:397:A:C4	2.62	0.68
1:CA:939:G:OP1	7:CG:95:ARG:NH2	2.26	0.68
5:CE:122:ASN:OD1	5:CE:123:VAL:N	2.25	0.68
13:CM:54:ASP:HA	13:CM:57:ARG:HB3	1.76	0.68
22:DA:511:U:O4	22:DA:512:G:N1	2.27	0.68
1:AA:995:C:N3	1:AA:1046:A:O2'	2.25	0.68
1:AA:1144:G:N1	1:AA:1145:A:C2	2.62	0.68
22:BA:100:U:H4'	22:BA:101:A:O5'	1.93	0.68
22:BA:497:A:C5	22:BA:498:G:N7	2.61	0.68
12:CL:51:LYS:N	12:CL:51:LYS:HD2	2.07	0.68
17:CQ:48:ASP:N	17:CQ:48:ASP:OD2	2.26	0.68
1:AA:587:G:N2	1:AA:755:G:C5	2.62	0.68
1:AA:1048:G:N3	1:AA:1050:G:N7	2.41	0.68
22:BA:973:A:O4'	22:BA:1188:U:C6	2.46	0.68
22:BA:1924:C:O2	22:BA:1926:U:O4	2.11	0.68
1:CA:990:C:C4	1:CA:991:U:O4	2.47	0.68
22:DA:1826:G:O2'	22:DA:1971:U:OP2	2.12	0.68
22:DA:2143:C:H2'	22:DA:2144:G:O4'	1.93	0.68
22:DA:2291:U:H2'	22:DA:2292:U:C6	2.28	0.68
1:AA:1074:G:C4	1:AA:1102:A:C2	2.82	0.68
3:AC:155:GLY:HA2	3:AC:163:ALA:HB1	1.75	0.68
22:BA:1153:C:OP2	57:BA:3360:HOH:O	2.12	0.68
22:BA:1154:G:OP2	38:BQ:58:ARG:NH1	2.26	0.68
22:BA:1439:A:C2	22:BA:1553:A:C4	2.81	0.68
22:BA:2097:A:C2	22:BA:2193:G:C6	2.81	0.68

*Continued on next page...*

*Continued from previous page...*

Atom-1	Atom-2	Interatomic distance (Å)	Clash overlap (Å)
32:BK:4:GLU:OE2	32:BK:23:LYS:NZ	2.27	0.68
1:CA:1133:G:C2	1:CA:1142:G:C2	2.82	0.68
5:CE:101:GLU:O	5:CE:101:GLU:CD	2.32	0.68
22:DA:120:U:O4	22:DA:177:G:C8	2.47	0.68
22:DA:2269:G:OP1	57:DA:3505:HOH:O	2.10	0.68
22:DA:2820:A:C8	25:DD:196:ALA:CB	2.77	0.68
41:DT:51:PHE:C	41:DT:52:GLU:HG2	2.14	0.68
21:AU:37:PHE:HB3	21:AU:41:PRO:HG3	1.76	0.68
22:BA:1606:C:H4'	22:BA:1607:C:H5'	1.73	0.68
22:BA:2064:C:H2'	22:BA:2065:C:C6	2.29	0.68
22:BA:2567:G:H2'	22:BA:2568:U:H6	1.58	0.68
1:CA:1161:C:O2	1:CA:1176:A:C2	2.47	0.68
2:AB:49:MET:O	2:AB:53:ALA:HB2	1.93	0.68
22:BA:1340:U:OP1	41:BT:19:LYS:NZ	2.26	0.68
35:BN:74:GLU:O	35:BN:77:ALA:HB3	1.94	0.68
1:CA:657:U:O2	15:CO:22:THR:HG23	1.93	0.68
22:DA:82:U:N3	22:DA:83:A:N7	2.41	0.68
22:DA:2043:C:H1'	22:DA:2779:U:O4	1.94	0.68
24:DC:145:GLU:HA	24:DC:152:GLY:HA2	1.76	0.68
14:AN:33:ASP:O	14:AN:35:ASN:N	2.26	0.68
22:BA:14:A:OP2	57:BA:3552:HOH:O	2.10	0.68
22:BA:244:A:C2	22:BA:255:A:C4	2.82	0.68
22:BA:1292:G:H2'	22:BA:1293:C:C6	2.29	0.68
22:BA:2191:A:C6	22:BA:2192:U:C4	2.82	0.68
34:BM:17:ASN:O	34:BM:38:ARG:HD3	1.94	0.68
38:BQ:87:SER:HB3	39:BR:51:VAL:HA	1.75	0.68
1:CA:563:A:H2'	1:CA:567:G:C8	2.29	0.68
1:AA:11:G:C5	1:AA:12:U:C5	2.81	0.67
1:AA:109:A:C6	1:AA:326:G:C6	2.82	0.67
21:AU:35:ARG:O	21:AU:37:PHE:N	2.27	0.67
24:BC:146:MET:SD	24:BC:154:LEU:HD21	2.34	0.67
4:CD:29:ASP:O	4:CD:31:LYS:N	2.26	0.67
11:CK:35:THR:OG1	11:CK:36:ASP:N	2.27	0.67
22:DA:593:U:C2	22:DA:594:U:C5	2.82	0.67
22:DA:1153:C:H5'	38:DQ:62:ILE:HD13	1.76	0.67
22:DA:1530:G:N2	22:DA:1542:U:C2	2.61	0.67
33:DL:61:LEU:O	51:D3:13:ARG:HD3	1.95	0.67
37:DP:65:SER:O	37:DP:67:GLY:N	2.26	0.67
22:BA:45:G:H5'	22:BA:46:G:OP1	1.94	0.67
32:BK:68:GLY:O	32:BK:69:VAL:HG13	1.94	0.67
2:CB:16:PHE:CE1	2:CB:18:HIS:CE1	2.83	0.67

*Continued on next page...*

*Continued from previous page...*

Atom-1	Atom-2	Interatomic distance (Å)	Clash overlap (Å)
22:DA:1359:A:C8	22:DA:1373:A:C2	2.82	0.67
22:DA:1773:A:N7	22:DA:1829:A:H1'	2.09	0.67
5:AE:137:VAL:O	5:AE:138:ARG:CB	2.42	0.67
22:BA:332:A:O2'	22:BA:334:C:OP2	2.11	0.67
22:BA:696:G:C2	22:BA:697:G:C8	2.83	0.67
22:BA:1161:C:H1'	39:BR:8:GLY:O	1.94	0.67
22:BA:1179:G:N7	22:BA:1180:U:H1'	2.10	0.67
22:BA:1565:C:C5	22:BA:1567:G:C6	2.81	0.67
25:BD:136:ASN:ND2	25:BD:140:HIS:CD2	2.62	0.67
29:BH:122:LEU:HD23	29:BH:123:ARG:N	2.10	0.67
43:BV:36:ALA:O	43:BV:93:ARG:NH2	2.27	0.67
14:CN:54:ASP:OD1	14:CN:59:ARG:NH1	2.26	0.67
18:CR:25:ASP:O	18:CR:28:THR:N	2.27	0.67
22:DA:1266:G:O2'	22:DA:2012:G:O6	2.13	0.67
1:AA:659:U:H2'	1:AA:660:C:C6	2.30	0.67
1:AA:980:C:OP2	57:AA:1836:HOH:O	2.11	0.67
1:AA:1123:U:O2'	10:AJ:39:PRO:O	2.13	0.67
9:AI:114:LYS:NZ	9:AI:118:LEU:O	2.25	0.67
18:AR:37:GLY:O	18:AR:63:ARG:NH2	2.27	0.67
1:CA:429:U:H3'	4:CD:9:LEU:HD23	1.77	0.67
1:CA:805:C:C2	1:CA:806:C:C5	2.82	0.67
16:AP:46:LYS:HD3	16:AP:47:GLU:N	2.10	0.67
22:BA:682:G:H5'	50:B2:26:ASN:OD1	1.94	0.67
22:BA:1826:G:O6	57:BA:3786:HOH:O	2.09	0.67
32:BK:31:ARG:HD3	32:BK:32:TYR:CZ	2.29	0.67
39:BR:39:LEU:O	39:BR:49:ILE:HG23	1.94	0.67
1:CA:1096:C:H2'	1:CA:1097:C:C6	2.30	0.67
5:CE:133:PRO:HA	5:CE:136:VAL:HG13	1.75	0.67
22:DA:211:C:OP1	50:D2:25:LYS:NZ	2.27	0.67
22:DA:299:A:N3	22:DA:319:G:O2'	2.24	0.67
22:DA:2466:C:OP1	52:D4:4:ARG:HB2	1.95	0.67
2:AB:23:TRP:CH2	2:AB:25:PRO:HA	2.29	0.67
22:BA:1474:U:C2'	22:BA:1475:G:H5'	2.25	0.67
22:BA:2473:U:C5	22:BA:2474:U:C5	2.83	0.67
31:BJ:64:VAL:CG2	31:BJ:68:LYS:HD2	2.25	0.67
1:CA:324:G:N7	57:CA:1740:HOH:O	2.27	0.67
1:CA:522:C:OP2	12:CL:66:TYR:OH	2.12	0.67
5:CE:24:THR:HA	5:CE:29:ARG:HA	1.77	0.67
22:DA:1790:C:O2'	24:DC:208:ALA:HB2	1.95	0.67
22:DA:2637:U:O4	22:DA:2638:G:N1	2.28	0.67
1:AA:21:G:N2	1:AA:22:G:C6	2.63	0.67

*Continued on next page...*

*Continued from previous page...*

Atom-1	Atom-2	Interatomic distance (Å)	Clash overlap (Å)
4:AD:130:VAL:HG11	4:AD:135:TYR:CD1	2.29	0.67
22:BA:1090:A:H2'	22:BA:1091:G:H5'	1.76	0.67
22:BA:1344:U:O2'	22:BA:1345:C:P	2.51	0.67
36:BO:79:ALA:HB2	36:BO:110:ALA:HA	1.76	0.67
1:CA:892:A:C5	1:CA:893:C:C5	2.83	0.67
13:CM:114:LYS:HB2	13:CM:115:PRO:HD3	1.76	0.67
22:DA:1277:G:H5'	35:DN:20:MET:HE1	1.77	0.67
22:DA:1918:A:HO2'	22:DA:1920:C:N4	1.93	0.67
3:AC:148:GLY:HA3	3:AC:172:ARG:O	1.94	0.67
22:BA:455:C:N3	22:BA:472:A:H2'	2.10	0.67
22:BA:2024:G:OP2	22:BA:2034:U:H4'	1.95	0.67
1:CA:1166:G:N1	1:CA:1169:A:OP2	2.26	0.67
50:B2:35:ARG:HG2	50:B2:42:LEU:HD11	1.75	0.67
1:CA:552:U:N3	1:CA:553:A:C8	2.63	0.67
1:CA:632:U:O2	1:CA:632:U:H2'	1.94	0.67
1:CA:1006:G:H2'	1:CA:1007:U:C6	2.30	0.67
18:CR:32:TYR:CD1	18:CR:55:LEU:HD21	2.29	0.67
22:DA:668:A:C2	22:DA:670:A:C5	2.83	0.67
22:DA:2248:C:OP2	57:DA:3501:HOH:O	2.12	0.67
23:DB:72:G:O2'	23:DB:104:A:N6	2.28	0.67
1:AA:1378:C:H2'	1:AA:1379:G:O5'	1.95	0.67
17:AQ:17:MET:SD	17:AQ:17:MET:N	2.68	0.67
22:BA:2311:A:N3	27:BF:85:ILE:HD11	2.09	0.67
29:BH:27:ARG:O	29:BH:28:ASN:HB2	1.95	0.67
30:BI:97:LYS:HG3	30:BI:139:VAL:HG22	1.77	0.67
1:CA:1181:G:O2'	1:CA:1182:G:C8	2.48	0.67
1:CA:1397:C:O2'	1:CA:1398:A:OP1	2.13	0.67
22:DA:250:G:OP2	51:D3:13:ARG:NH1	2.28	0.67
22:DA:1094:U:H2'	22:DA:1096:A:OP2	1.94	0.67
22:DA:1440:U:O4	57:DA:3626:HOH:O	2.08	0.67
1:AA:796:C:OP1	11:AK:126:LYS:HB2	1.95	0.66
1:AA:1100:C:O2'	1:AA:1102:A:OP1	2.13	0.66
22:BA:1585:C:H2'	22:BA:1586:A:O4'	1.95	0.66
22:BA:2310:C:H2'	22:BA:2311:A:H5'	1.77	0.66
47:BZ:24:LEU:HD11	47:BZ:54:MET:CE	2.26	0.66
5:CE:69:ARG:O	5:CE:70:ASN:HB2	1.94	0.66
22:DA:2328:A:H2'	22:DA:2329:U:C6	2.30	0.66
29:BH:91:PHE:O	1:CA:55:A:C6	2.48	0.66
1:CA:86:G:H1'	1:CA:87:C:O4'	1.94	0.66
1:CA:833:G:C5	1:CA:834:U:C5	2.82	0.66
22:DA:276:U:O2'	22:DA:278:A:N7	2.28	0.66

*Continued on next page...*

*Continued from previous page...*

Atom-1	Atom-2	Interatomic distance (Å)	Clash overlap (Å)
22:DA:1357:C:C5	57:DA:3397:HOH:O	2.49	0.66
25:DD:148:GLN:OE1	25:DD:148:GLN:N	2.29	0.66
1:AA:42:G:O2'	1:AA:622:A:N1	2.25	0.66
1:AA:1147:C:O2	9:AI:18:ARG:NH1	2.27	0.66
5:AE:56:VAL:N	5:AE:57:PRO:HD2	2.11	0.66
22:BA:277:G:O2'	22:BA:361:G:N1	2.29	0.66
34:BM:136:MET:HE2	43:BV:57:TYR:CD2	2.29	0.66
45:BX:2:SER:O	45:BX:4:VAL:N	2.28	0.66
1:CA:435:A:H2'	1:CA:436:C:O5'	1.95	0.66
4:CD:35:GLU:O	4:CD:38:PRO:HD3	1.95	0.66
22:DA:782:A:O2'	24:DC:224:ALA:O	2.14	0.66
22:DA:1411:U:H2'	22:DA:1412:U:O4'	1.95	0.66
22:DA:2024:G:OP2	22:DA:2034:U:H4'	1.95	0.66
1:AA:8:A:C6	4:AD:206:LYS:HB3	2.31	0.66
10:AJ:52:LEU:HB3	14:AN:81:ARG:NE	2.09	0.66
13:AM:3:ARG:HG2	13:AM:4:ILE:N	2.10	0.66
22:BA:634:C:H2'	22:BA:635:C:C6	2.30	0.66
22:BA:1624:U:C2	22:BA:1625:C:C5	2.83	0.66
29:BH:94:ILE:CG2	29:BH:99:ILE:HG13	2.26	0.66
32:BK:116:ILE:O	32:BK:118:LEU:O	2.14	0.66
42:BU:39:ILE:HG22	42:BU:40:ASN:H	1.59	0.66
1:CA:373:A:C2	1:CA:374:A:C8	2.83	0.66
1:CA:675:A:OP1	18:CR:74:HIS:CE1	2.48	0.66
1:CA:718:A:C8	1:CA:719:C:C5	2.84	0.66
1:CA:1490:U:H2'	1:CA:1491:G:C8	2.30	0.66
14:CN:21:PHE:O	14:CN:23:LYS:N	2.28	0.66
22:DA:444:C:OP1	26:DE:40:ARG:NH1	2.28	0.66
22:DA:626:A:C2	33:DL:78:ARG:HD3	2.30	0.66
22:DA:1936:A:OP1	57:DA:3455:HOH:O	2.13	0.66
22:DA:2728:U:O2'	22:DA:2729:G:H5''	1.96	0.66
27:DF:8:TYR:OH	27:DF:29:PRO:O	2.13	0.66
39:DR:39:LEU:HA	39:DR:49:ILE:HG21	1.77	0.66
12:AL:44:LYS:HB2	12:AL:45:PRO:CD	2.25	0.66
18:AR:67:LEU:O	18:AR:68:LEU:HG	1.96	0.66
22:BA:1840:G:C6	22:BA:1841:U:C4	2.84	0.66
24:BC:162:VAL:HG11	24:BC:174:LEU:HG	1.75	0.66
22:DA:1251:C:OP2	38:DQ:6:ARG:NH2	2.28	0.66
22:DA:1638:C:H4'	22:DA:2710:C:O2	1.95	0.66
22:DA:2720:U:OP1	37:DP:53:ARG:NH2	2.28	0.66
26:DE:181:ILE:HG23	33:DL:2:ARG:NH1	2.11	0.66
1:AA:119:A:C2	1:AA:240:G:C8	2.82	0.66

*Continued on next page...*



*Continued from previous page...*

Atom-1	Atom-2	Interatomic distance (Å)	Clash overlap (Å)
1:CA:562:U:OP2	12:CL:14:ARG:NH2	2.28	0.66
22:DA:82:U:C2	22:DA:83:A:C8	2.83	0.66
22:DA:2612:C:H5''	22:DA:2613:U:OP1	1.96	0.66
1:AA:397:A:C6	1:AA:548:G:N7	2.64	0.66
22:BA:1754:A:C6	22:BA:1755:A:C6	2.84	0.66
40:BS:63:GLY:O	40:BS:64:ALA:CB	2.44	0.66
40:BS:63:GLY:O	40:BS:64:ALA:HB3	1.95	0.66
4:CD:64:ILE:HG22	4:CD:65:TYR:CD1	2.31	0.66
1:AA:451:A:H4'	1:AA:452:A:O5'	1.94	0.66
1:AA:792:A:H1'	1:AA:794:A:N7	2.11	0.66
1:AA:909:A:H2'	1:AA:910:C:O4'	1.96	0.66
1:AA:1130:A:O2'	9:AI:5:GLN:HG3	1.96	0.66
22:BA:1022:G:N7	31:BJ:68:LYS:HE2	2.11	0.66
22:BA:2838:G:OP1	57:BA:3806:HOH:O	2.13	0.66
22:DA:1258:U:H2'	22:DA:1259:G:C8	2.31	0.66
22:DA:1364:G:N7	45:DX:2:SER:N	2.44	0.66
28:DG:111:HIS:ND1	28:DG:111:HIS:O	2.29	0.66
1:AA:172:A:C6	1:AA:174:A:C8	2.84	0.66
22:BA:1297:C:O2'	22:BA:1302:A:N1	2.28	0.66
22:BA:2305:U:C2	27:BF:151:GLY:HA3	2.31	0.66
1:CA:681:A:C2	1:CA:710:G:N3	2.64	0.66
22:DA:749:A:C4	22:DA:750:A:C8	2.84	0.66
22:DA:2415:G:C2	22:DA:2416:C:C2	2.84	0.66
1:AA:1074:G:N3	1:AA:1102:A:C2	2.64	0.66
2:AB:94:HIS:ND1	2:AB:146:ASN:HB2	2.11	0.66
2:AB:184:PHE:CZ	2:AB:198:PHE:CD2	2.84	0.66
4:AD:9:LEU:HD21	4:AD:22:LYS:HB2	1.76	0.66
22:BA:756:A:N7	57:BA:3299:HOH:O	2.29	0.66
22:BA:2445:G:OP1	26:BE:69:ARG:NH2	2.28	0.66
35:BN:3:HIS:O	35:BN:4:ARG:HB2	1.96	0.66
12:CL:90:LEU:HB2	12:CL:93:VAL:HG21	1.78	0.66
22:DA:844:A:C2	22:DA:845:A:N7	2.64	0.66
22:DA:2550:G:O6	22:DA:2551:C:N4	2.29	0.66
22:DA:2818:U:OP2	35:DN:42:LYS:NZ	2.20	0.66
34:DM:76:LYS:NZ	34:DM:85:GLY:O	2.28	0.66
1:AA:880:C:P	12:AL:5:ASN:HD22	2.19	0.65
16:AP:10:GLY:HA3	16:AP:15:PRO:HA	1.79	0.65
22:BA:686:U:P	57:BA:3719:HOH:O	2.55	0.65
22:BA:2390:U:OP2	51:B3:35:LYS:NZ	2.29	0.65
24:BC:17:VAL:H	24:BC:204:VAL:HG22	1.61	0.65
24:BC:222:GLY:HA2	24:BC:225:MET:HE3	1.77	0.65

*Continued on next page...*

*Continued from previous page...*

Atom-1	Atom-2	Interatomic distance (Å)	Clash overlap (Å)
27:BF:52:ASN:O	27:BF:54:ALA:N	2.28	0.65
29:BH:14:SER:O	29:BH:15:LEU:HB2	1.95	0.65
1:CA:369:G:OP2	1:CA:388:G:N2	2.29	0.65
19:CS:11:ILE:HG13	19:CS:12:ASP:N	2.10	0.65
22:DA:1809:A:C6	22:DA:1810:A:C6	2.84	0.65
10:AJ:59:LYS:HD2	10:AJ:60:ASP:N	2.11	0.65
22:BA:1494:A:H2'	22:BA:1495:A:O5'	1.95	0.65
22:BA:2006:C:OP1	57:BA:3379:HOH:O	2.14	0.65
22:BA:2526:G:C2	22:BA:2538:C:O2	2.49	0.65
1:CA:1041:G:H2'	1:CA:1042:A:C8	2.32	0.65
1:CA:1244:G:C6	1:CA:1245:C:N4	2.65	0.65
2:CB:53:ALA:O	2:CB:57:LEU:HB2	1.96	0.65
13:CM:72:GLU:O	13:CM:76:SER:OG	2.14	0.65
20:AT:67:ILE:HG13	20:AT:71:LYS:HG2	1.78	0.65
22:BA:1124:G:N7	57:BA:3606:HOH:O	2.29	0.65
22:BA:1910:G:H2'	22:BA:1911:U:O4'	1.97	0.65
22:BA:2517:C:C6	22:BA:2542:A:N7	2.64	0.65
22:BA:2683:C:H4'	25:BD:13:ARG:NH1	2.11	0.65
22:DA:834:G:H1'	22:DA:2358:A:N3	2.11	0.65
22:DA:2591:C:C2	22:DA:2592:G:C8	2.84	0.65
22:DA:2800:A:C2	22:DA:2895:G:H1'	2.31	0.65
30:BI:43:ASN:OD1	30:BI:46:THR:HB	1.97	0.65
49:B1:25:LYS:NZ	49:B1:52:ALA:O	2.19	0.65
53:B5:50:ILE:O	53:B5:52:PRO:HD3	1.96	0.65
1:CA:1022:A:C6	1:CA:1023:U:C4	2.85	0.65
22:DA:1028:A:N6	22:DA:1125:G:H2'	2.12	0.65
22:DA:1359:A:C5	22:DA:1360:G:C8	2.85	0.65
22:DA:1676:A:H2'	22:DA:1677:A:O4'	1.97	0.65
1:AA:665:A:C2	1:AA:732:C:C4	2.84	0.65
11:AK:34:ILE:HB	11:AK:74:VAL:HG11	1.78	0.65
26:BE:176:ASP:OD2	26:BE:179:SER:OG	2.12	0.65
22:DA:977:G:O6	57:DA:3581:HOH:O	2.12	0.65
22:DA:1343:G:H1'	22:DA:1597:A:C4	2.31	0.65
22:DA:2627:G:O2'	22:DA:2781:A:N1	2.20	0.65
1:AA:652:U:C4	1:AA:752:G:N3	2.65	0.65
1:AA:843:U:OP1	1:AA:846:G:N2	2.30	0.65
22:BA:28:A:C5	22:BA:29:U:C5	2.83	0.65
22:BA:2321:U:H5'	22:BA:2322:A:OP2	1.96	0.65
22:BA:2824:C:C4	22:BA:2825:G:C5	2.85	0.65
29:BH:139:PHE:O	29:BH:140:ALA:CB	2.44	0.65
47:BZ:36:VAL:HG21	47:BZ:38:ARG:NH2	2.11	0.65

*Continued on next page...*

*Continued from previous page...*

Atom-1	Atom-2	Interatomic distance (Å)	Clash overlap (Å)
1:CA:499:A:C6	1:CA:547:A:C8	2.85	0.65
1:CA:966:G:O2'	9:CI:130:ARG:OXT	2.14	0.65
15:CO:19:ALA:O	15:CO:20:ASN:HB2	1.95	0.65
22:DA:1019:U:O2'	22:DA:1021:A:N7	2.29	0.65
4:AD:174:ASP:O	4:AD:175:ALA:CB	2.44	0.65
19:AS:29:LYS:HB3	19:AS:30:PRO:CD	2.26	0.65
22:BA:194:G:N7	57:BA:3759:HOH:O	2.29	0.65
25:BD:103:ASP:O	25:BD:104:VAL:HG22	1.96	0.65
29:BH:114:GLU:HB3	29:BH:133:GLN:O	1.97	0.65
2:CB:54:LEU:HD12	2:CB:220:THR:HG21	1.79	0.65
6:CF:3:HIS:O	6:CF:92:THR:OG1	2.15	0.65
22:DA:481:G:C4	22:DA:507:A:C2	2.85	0.65
22:DA:1097:U:C5	22:DA:1098:A:H1'	2.31	0.65
17:AQ:12:VAL:HG12	17:AQ:13:VAL:N	2.10	0.65
21:AU:25:LYS:O	21:AU:29:LEU:CB	2.45	0.65
25:BD:13:ARG:HD2	25:BD:15:PHE:CE1	2.32	0.65
32:BK:113:MET:O	32:BK:116:ILE:HG13	1.96	0.65
1:CA:369:G:OP2	1:CA:388:G:N1	2.30	0.65
1:CA:608:A:C8	57:CA:1798:HOH:O	2.49	0.65
22:DA:1248:G:N7	26:DE:46:GLN:NE2	2.44	0.65
1:AA:145:G:N2	1:AA:178:C:N3	2.45	0.65
1:AA:872:A:C4	1:AA:874:G:C8	2.83	0.65
11:AK:29:ASN:OD1	11:AK:47:ALA:HB3	1.97	0.65
22:BA:622:G:OP2	57:BA:3291:HOH:O	2.14	0.65
22:BA:1935:G:C5	22:BA:1962:C:C5	2.85	0.65
24:BC:235:GLY:O	24:BC:236:GLU:HB2	1.96	0.65
1:CA:673:A:H2'	1:CA:674:G:C8	2.32	0.65
1:CA:851:G:C2	1:CA:852:G:C8	2.85	0.65
4:CD:174:ASP:O	4:CD:175:ALA:CB	2.44	0.65
22:DA:659:G:H4'	26:DE:95:LYS:HD3	1.79	0.65
7:AG:24:ALA:HA	7:AG:27:VAL:HG22	1.79	0.65
22:BA:1359:A:P	57:BA:3616:HOH:O	2.55	0.65
22:BA:1492:G:C6	22:BA:1499:C:N3	2.65	0.65
22:BA:2555:U:H5''	22:BA:2556:C:OP2	1.96	0.65
14:CN:52:PRO:O	14:CN:53:ARG:HB3	1.97	0.65
22:DA:752:A:N3	22:DA:752:A:H2'	2.11	0.65
22:DA:1010:A:N7	57:DA:3773:HOH:O	2.30	0.65
22:DA:2311:A:O2'	22:DA:2312:U:P	2.54	0.65
1:AA:914:A:C4	1:AA:915:A:C8	2.85	0.64
12:AL:21:VAL:HG23	12:AL:95:TYR:CE1	2.31	0.64
13:AM:114:LYS:HB2	13:AM:115:PRO:HD3	1.78	0.64

*Continued on next page...*

*Continued from previous page...*

Atom-1	Atom-2	Interatomic distance (Å)	Clash overlap (Å)
21:AU:25:LYS:O	21:AU:29:LEU:HB2	1.97	0.64
22:BA:45:G:C5'	22:BA:46:G:OP1	2.45	0.64
22:BA:1869:G:H3'	22:BA:1870:C:H5'	1.79	0.64
50:B2:43:THR:O	50:B2:44:VAL:HB	1.97	0.64
22:DA:352:A:H2'	22:DA:353:C:O4'	1.97	0.64
22:DA:2684:U:C4	22:DA:2685:G:N7	2.65	0.64
34:DM:30:SER:N	34:DM:106:ASP:OD1	2.30	0.64
38:DQ:72:ASN:HB3	38:DQ:110:VAL:HG11	1.79	0.64
22:BA:1413:A:C6	22:BA:1414:C:N3	2.65	0.64
22:BA:2334:U:O4	36:BO:16:ARG:NH2	2.30	0.64
26:BE:28:VAL:O	26:BE:32:VAL:HG13	1.98	0.64
29:BH:122:LEU:C	29:BH:123:ARG:HG2	2.17	0.64
40:BS:80:PRO:O	40:BS:100:THR:OG1	2.15	0.64
6:CF:38:ARG:HG2	6:CF:63:ASN:HB3	1.77	0.64
1:AA:771:G:O2'	1:AA:772:U:H5'	1.97	0.64
8:AH:2:SER:O	8:AH:4:GLN:N	2.30	0.64
22:BA:1366:A:C2	22:BA:1367:A:H1'	2.32	0.64
22:BA:2405:G:O2'	22:BA:2406:A:OP1	2.16	0.64
26:BE:108:ILE:HD11	26:BE:180:LEU:HB3	1.77	0.64
27:BF:158:THR:HG23	27:BF:160:ALA:H	1.62	0.64
40:BS:84:ARG:HB2	40:BS:96:ILE:HD11	1.79	0.64
1:CA:1151:A:C2	1:CA:1152:A:C5	2.85	0.64
22:DA:1317:G:C2	22:DA:1336:A:C2	2.85	0.64
22:DA:1682:G:H2'	22:DA:1683:U:C6	2.32	0.64
22:DA:2345:G:C5	22:DA:2381:A:C2	2.86	0.64
1:AA:769:G:H4'	1:AA:1513:A:H4'	1.80	0.64
22:BA:1246:A:H2'	22:BA:1247:A:O5'	1.97	0.64
22:BA:1386:C:H5''	22:BA:1396:U:O2	1.96	0.64
22:BA:1925:C:H5''	22:BA:1926:U:O4	1.96	0.64
22:BA:2579:C:OP1	57:BA:3543:HOH:O	2.15	0.64
49:B1:11:LEU:N	49:B1:11:LEU:HD23	2.11	0.64
17:CQ:16:LYS:C	17:CQ:17:MET:SD	2.76	0.64
22:DA:1248:G:C4	38:DQ:3:ARG:HG3	2.31	0.64
22:DA:1300:G:O6	22:DA:1626:A:O2'	2.11	0.64
22:DA:1738:G:HO2'	22:DA:1739:A:P	2.20	0.64
41:DT:17:SER:O	41:DT:19:LYS:N	2.31	0.64
1:AA:411:A:C5	1:AA:429:U:C5	2.86	0.64
22:BA:1478:G:H1	22:BA:1513:U:H3	1.45	0.64
22:BA:1747:U:H2'	22:BA:1748:C:C6	2.32	0.64
25:BD:125:TRP:CE3	25:BD:160:LYS:HD3	2.32	0.64
38:BQ:41:LYS:HA	38:BQ:44:GLN:HG3	1.78	0.64

*Continued on next page...*

*Continued from previous page...*

Atom-1	Atom-2	Interatomic distance (Å)	Clash overlap (Å)
1:CA:689:C:OP1	11:CK:46:THR:OG1	2.15	0.64
5:CE:36:LEU:HD21	5:CE:137:VAL:HG11	1.78	0.64
22:DA:305:C:C2	22:DA:313:G:C6	2.85	0.64
36:DO:100:HIS:CD2	36:DO:101:GLY:N	2.65	0.64
13:AM:71:ARG:HB2	27:BF:143:TYR:CD2	2.33	0.64
21:AU:10:GLU:CG	21:AU:11:PRO:HD3	2.28	0.64
27:BF:105:THR:HG23	27:BF:106:ILE:HG23	1.79	0.64
38:BQ:79:PHE:CZ	38:BQ:83:LEU:HD11	2.31	0.64
49:B1:23:THR:OG1	49:B1:24:THR:N	2.31	0.64
1:CA:437:U:H4'	4:CD:154:ARG:NH2	2.12	0.64
13:CM:14:HIS:HB2	13:CM:17:ILE:HD12	1.80	0.64
22:DA:1153:C:P	57:DA:3356:HOH:O	2.55	0.64
22:DA:2112:G:H2'	22:DA:2112:G:N3	2.12	0.64
22:DA:2341:G:C6	22:DA:2342:C:C4	2.86	0.64
1:AA:1378:C:C2'	1:AA:1379:G:O5'	2.46	0.64
11:AK:69:ARG:HD2	22:BA:2146:C:N3	2.12	0.64
12:AL:25:GLU:O	12:AL:26:ALA:C	2.35	0.64
1:CA:405:U:OP1	1:CA:406:G:O2'	2.09	0.64
1:CA:859:G:C8	1:CA:869:G:N2	2.65	0.64
4:CD:24:GLY:O	4:CD:161:LEU:HD11	1.98	0.64
18:CR:20:GLU:O	18:CR:22:ASP:N	2.31	0.64
22:DA:301:G:H1'	22:DA:302:C:C6	2.33	0.64
22:DA:833:A:OP1	33:DL:39:LYS:HE2	1.97	0.64
1:AA:1394:A:C5	1:AA:1501:C:H4'	2.33	0.64
5:AE:90:THR:HG22	5:AE:91:GLY:N	2.12	0.64
22:BA:1250:G:H5''	38:BQ:6:ARG:HD3	1.80	0.64
22:BA:2551:C:H2'	22:BA:2552:U:C6	2.33	0.64
22:BA:2886:A:C5	22:BA:2887:A:C8	2.85	0.64
38:BQ:40:ILE:O	38:BQ:44:GLN:HG3	1.97	0.64
48:B0:55:ILE:O	48:B0:56:ALA:CB	2.45	0.64
1:CA:380:G:N2	1:CA:383:A:OP2	2.29	0.64
1:CA:1273:C:H2'	1:CA:1274:A:O4'	1.98	0.64
22:DA:187:G:C2	22:DA:210:C:O2	2.51	0.64
22:DA:1230:A:H2'	22:DA:1231:U:C6	2.33	0.64
22:DA:1432:G:H2'	22:DA:1433:A:C8	2.32	0.64
45:DX:41:GLU:O	45:DX:44:LYS:HD2	1.98	0.64
1:AA:188:C:O2	1:AA:188:C:H2'	1.98	0.64
2:AB:166:ALA:HB2	2:AB:187:VAL:HG12	1.79	0.64
11:AK:91:PRO:O	11:AK:93:ARG:N	2.31	0.64
22:BA:1253:A:C8	57:BA:3333:HOH:O	2.48	0.64
22:BA:1428:C:C5	22:BA:1569:A:H5''	2.32	0.64

*Continued on next page...*

*Continued from previous page...*

Atom-1	Atom-2	Interatomic distance (Å)	Clash overlap (Å)
22:BA:1867:G:O2'	22:BA:1868:C:H5'	1.98	0.64
34:BM:31:PHE:CZ	34:BM:110:GLU:HA	2.32	0.64
9:CI:54:LEU:O	9:CI:55:VAL:HG22	1.98	0.64
13:CM:40:ALA:O	13:CM:42:ASP:N	2.31	0.64
22:DA:1973:G:C6	22:DA:1974:C:C4	2.85	0.64
22:DA:2199:A:C6	22:DA:2200:C:C2	2.86	0.64
1:AA:49:U:O4	1:AA:365:U:C5	2.51	0.64
4:AD:32:CYS:SG	4:AD:33:LYS:N	2.71	0.64
5:AE:25:VAL:O	5:AE:27:GLY:N	2.31	0.64
22:BA:125:A:OP2	50:B2:19:ARG:HD3	1.98	0.64
22:BA:163:C:H2'	22:BA:164:C:C6	2.33	0.64
22:BA:1011:G:N2	22:BA:1151:A:C4	2.66	0.64
22:BA:1250:G:C5'	38:BQ:6:ARG:HD3	2.27	0.64
22:BA:2547:A:C2	22:BA:2548:U:N3	2.66	0.64
1:CA:577:G:C2	1:CA:578:C:C5	2.85	0.64
1:CA:1306:A:H1'	1:CA:1332:A:N7	2.13	0.64
22:DA:53:A:C2	22:DA:179:C:H4'	2.33	0.64
22:DA:2458:G:O2'	22:DA:2460:U:O4	2.15	0.64
29:DH:117:LEU:CD1	29:DH:130:VAL:HG22	2.28	0.64
1:AA:427:U:OP2	1:AA:428:G:O2'	2.15	0.63
22:BA:1073:A:H3'	22:BA:1074:G:H5''	1.77	0.63
22:BA:1510:G:H2'	22:BA:1511:G:O4'	1.98	0.63
22:BA:2468:A:C2	22:BA:2481:G:C2	2.86	0.63
22:BA:2498:C:C2'	22:BA:2499:C:H5'	2.28	0.63
1:CA:38:G:C2	1:CA:397:A:C2	2.86	0.63
2:CB:193:PRO:O	2:CB:195:GLY:N	2.32	0.63
5:CE:38:VAL:HG12	5:CE:117:VAL:HG21	1.78	0.63
22:DA:846:U:O2'	22:DA:847:U:O5'	2.16	0.63
22:DA:1178:C:H2'	22:DA:1179:G:C8	2.32	0.63
22:DA:1308:A:H2'	22:DA:1309:G:O4'	1.98	0.63
22:DA:1609:A:C2	22:DA:1616:A:C8	2.87	0.63
1:AA:988:G:N2	1:AA:1217:C:O2	2.31	0.63
1:AA:1181:G:C2	1:AA:1182:G:N2	2.66	0.63
2:AB:41:ILE:HG21	2:AB:202:GLY:HA2	1.80	0.63
11:AK:35:THR:OG1	11:AK:41:ALA:N	2.31	0.63
22:BA:877:A:N6	22:BA:899:A:N6	2.46	0.63
22:BA:1061:U:O4	30:BI:11:LEU:HA	1.98	0.63
28:BG:121:ILE:HD12	28:BG:141:ILE:HG22	1.80	0.63
32:BK:21:CYS:HA	32:BK:41:ILE:HG22	1.79	0.63
33:BL:87:GLY:O	33:BL:89:VAL:N	2.29	0.63
1:CA:455:G:N2	1:CA:478:A:C2	2.66	0.63

*Continued on next page...*

*Continued from previous page...*

Atom-1	Atom-2	Interatomic distance (Å)	Clash overlap (Å)
1:CA:496:A:C2	1:CA:497:G:C6	2.87	0.63
1:CA:898:G:N2	1:CA:901:A:OP2	2.31	0.63
1:CA:1157:A:H4'	1:CA:1158:C:O5'	1.99	0.63
1:CA:1362:A:OP1	1:CA:1362:A:H4'	1.98	0.63
22:DA:866:A:O4'	22:DA:914:G:N2	2.31	0.63
22:DA:1796:U:H2'	22:DA:1797:G:C8	2.33	0.63
42:DU:54:GLN:N	42:DU:55:PRO:HD3	2.13	0.63
4:AD:97:ARG:HB3	4:AD:99:ASP:OD1	1.99	0.63
22:BA:2567:G:H2'	22:BA:2568:U:C6	2.33	0.63
24:BC:246:THR:N	24:BC:250:VAL:O	2.28	0.63
26:BE:119:ILE:HB	26:BE:187:VAL:HG22	1.80	0.63
37:BP:14:LYS:HD2	37:BP:77:HIS:HA	1.80	0.63
45:BX:74:ARG:NH2	45:BX:76:GLU:HG3	2.13	0.63
22:DA:1197:G:H2'	22:DA:1198:U:C6	2.33	0.63
24:DC:29:PRO:HG3	24:DC:63:ARG:CZ	2.27	0.63
29:DH:27:ARG:HE	45:DX:60:ASP:CB	2.11	0.63
30:DI:69:PHE:N	30:DI:69:PHE:CD1	2.67	0.63
39:DR:61:ALA:HB2	39:DR:98:ILE:HD13	1.80	0.63
40:DS:66:ILE:O	40:DS:68:ASP:N	2.32	0.63
1:AA:1223:C:P	1:AA:1224:U:H2'	2.39	0.63
11:AK:25:ALA:HA	11:AK:30:THR:HG22	1.80	0.63
11:AK:70:CYS:O	11:AK:74:VAL:HG22	1.97	0.63
22:BA:1436:G:N2	22:BA:1557:C:C2	2.66	0.63
22:BA:1474:U:H2'	22:BA:1475:G:H5'	1.81	0.63
22:BA:2286:G:H4'	22:BA:2287:A:O5'	1.99	0.63
22:BA:2564:A:C6	22:BA:2565:A:N1	2.66	0.63
25:BD:140:HIS:CE1	57:BD:303:HOH:O	2.48	0.63
50:B2:43:THR:O	50:B2:44:VAL:CB	2.46	0.63
22:DA:1469:A:H2'	22:DA:1470:A:C8	2.33	0.63
33:DL:35:HIS:O	57:DL:201:HOH:O	2.15	0.63
1:AA:76:G:N2	1:AA:95:C:C2	2.66	0.63
4:AD:150:LYS:O	4:AD:151:LYS:C	2.37	0.63
36:BO:51:ALA:HB3	36:BO:78:VAL:HG13	1.79	0.63
1:CA:866:C:C4	1:CA:867:G:H1'	2.34	0.63
1:CA:1250:A:N1	1:CA:1251:A:C2	2.66	0.63
13:CM:106:ALA:O	13:CM:110:LYS:HB3	1.98	0.63
22:DA:699:A:N6	22:DA:733:G:O2'	2.31	0.63
1:AA:144:G:C5	1:AA:179:A:C2	2.87	0.63
1:AA:254:G:OP1	17:AQ:70:THR:HB	1.98	0.63
22:BA:360:U:H3'	22:BA:361:G:C8	2.33	0.63
22:BA:1084:A:C5	22:BA:1085:A:C6	2.87	0.63

*Continued on next page...*

*Continued from previous page...*

Atom-1	Atom-2	Interatomic distance (Å)	Clash overlap (Å)
1:CA:1418:A:C2	1:CA:1483:A:C2	2.87	0.63
6:CF:91:ARG:O	6:CF:92:THR:OG1	2.14	0.63
22:DA:1780:A:OP1	57:DA:3684:HOH:O	2.15	0.63
22:DA:2610:C:O4'	54:D6:7:004:HD2	1.98	0.63
25:DD:115:GLY:O	35:DN:3:HIS:NE2	2.30	0.63
29:DH:27:ARG:HE	45:DX:60:ASP:CG	2.01	0.63
1:AA:1346:A:C8	7:AG:10:ARG:NH2	2.66	0.63
4:AD:11:LEU:HD22	4:AD:63:ARG:HD3	1.81	0.63
22:BA:545:U:H3'	22:BA:546:U:H4'	1.80	0.63
39:BR:49:ILE:HA	39:BR:52:PRO:O	1.99	0.63
22:DA:132:G:N2	22:DA:148:U:C2	2.67	0.63
22:DA:2346:A:H3'	22:DA:2347:C:H5'	1.81	0.63
22:DA:2526:G:N3	52:D4:1:MET:N	2.46	0.63
26:DE:108:ILE:HD13	26:DE:181:ILE:HG12	1.81	0.63
29:DH:117:LEU:HG	29:DH:120:GLY:O	1.98	0.63
31:DJ:5:THR:O	31:DJ:7:LYS:NZ	2.32	0.63
1:AA:30:U:C4	1:AA:554:A:N1	2.67	0.63
1:AA:760:G:C5	1:AA:761:G:C8	2.87	0.63
5:AE:149:SER:O	5:AE:153:VAL:HG12	1.99	0.63
22:BA:622:G:P	57:BA:3292:HOH:O	2.57	0.63
22:BA:2297:A:C2	22:BA:2298:A:C8	2.86	0.63
22:BA:2646:C:OP2	22:BA:2732:G:O2'	2.16	0.63
22:BA:2846:G:OP2	37:BP:52:ASN:HB2	1.99	0.63
27:BF:4:LEU:HD11	27:BF:104:ILE:HD11	1.80	0.63
1:CA:439:U:O3'	4:CD:121:LYS:HE3	1.99	0.63
3:CC:81:GLY:O	3:CC:83:ASP:N	2.32	0.63
16:CP:20:VAL:HG21	16:CP:32:PHE:CG	2.34	0.63
22:DA:78:U:OP2	46:DY:2:LYS:HD2	1.99	0.63
22:DA:193:U:C5	22:DA:194:G:N7	2.66	0.63
22:DA:2062:A:C6	54:D6:1:MHW:CE	2.82	0.63
8:AH:125:ILE:O	8:AH:125:ILE:CG1	2.45	0.63
22:BA:784:G:O2'	22:BA:785:G:H5'	1.99	0.63
22:BA:927:A:H2'	22:BA:928:A:C8	2.33	0.63
22:BA:2343:U:HO2'	22:BA:2373:G:HO2'	1.46	0.63
24:BC:14:ARG:HG2	24:BC:15:HIS:ND1	2.13	0.63
1:CA:104:G:C2	1:CA:105:G:C8	2.86	0.63
3:CC:36:ASP:O	3:CC:40:ARG:HG3	1.99	0.63
5:CE:99:ALA:O	5:CE:122:ASN:ND2	2.32	0.63
22:DA:277:G:H1'	22:DA:361:G:O6	1.99	0.63
22:DA:563:A:C4	22:DA:2018:G:C2	2.87	0.63
1:AA:209:U:H4'	1:AA:210:C:OP2	1.98	0.62

*Continued on next page...*



*Continued from previous page...*

Atom-1	Atom-2	Interatomic distance (Å)	Clash overlap (Å)
17:AQ:16:LYS:N	17:AQ:17:MET:SD	2.72	0.62
22:BA:115:C:HO2'	22:BA:127:A:HO2'	1.47	0.62
22:BA:245:G:O6	51:B3:8:ARG:HD3	1.99	0.62
22:BA:1353:A:O2'	22:BA:1354:A:H5'	1.99	0.62
4:CD:31:LYS:N	4:CD:31:LYS:HD3	2.14	0.62
22:DA:1096:A:H2'	22:DA:1097:U:O4'	1.98	0.62
22:DA:1995:U:OP1	57:DA:3804:HOH:O	2.16	0.62
22:DA:2469:A:O2'	34:DM:55:ARG:NH2	2.32	0.62
22:DA:2576:G:O2'	22:DA:2579:C:OP2	2.14	0.62
22:DA:2681:C:C2	22:DA:2724:U:O4	2.52	0.62
35:DN:87:PHE:O	35:DN:89:SER:N	2.31	0.62
2:AB:82:ASP:O	2:AB:84:ALA:N	2.32	0.62
3:AC:40:ARG:NH2	14:AN:92:GLU:OE1	2.32	0.62
4:AD:191:LEU:O	4:AD:192:SER:CB	2.46	0.62
10:AJ:36:VAL:HA	10:AJ:75:ASP:O	1.98	0.62
12:AL:21:VAL:HG22	12:AL:21:VAL:O	1.99	0.62
22:BA:2127:G:H2'	22:BA:2128:G:C8	2.34	0.62
22:BA:2380:C:H5'	36:BO:17:LYS:NZ	2.14	0.62
34:BM:70:ASP:OD2	34:BM:70:ASP:C	2.37	0.62
37:BP:31:TRP:CZ2	37:BP:40:LEU:HD11	2.34	0.62
46:BY:5:GLU:HA	46:BY:8:GLU:HG3	1.80	0.62
1:CA:1028:C:C6	1:CA:1034:G:N2	2.67	0.62
5:CE:122:ASN:CG	5:CE:123:VAL:N	2.53	0.62
22:DA:2674:G:H4'	32:DK:30:ARG:HD2	1.81	0.62
1:AA:484:G:H4'	1:AA:485:U:OP1	1.98	0.62
1:AA:760:G:H2'	1:AA:761:G:H5'	1.81	0.62
5:AE:137:VAL:O	5:AE:138:ARG:HB3	1.99	0.62
11:AK:17:SER:HA	11:AK:79:ILE:HA	1.80	0.62
22:BA:693:A:H2'	22:BA:694:U:O4'	2.00	0.62
22:BA:1230:A:H2'	22:BA:1231:U:O4'	1.98	0.62
40:BS:43:ALA:HA	40:BS:46:LEU:HD12	1.79	0.62
43:BV:32:GLY:O	43:BV:93:ARG:NH1	2.32	0.62
43:BV:48:MET:SD	43:BV:86:LEU:HG	2.39	0.62
1:CA:929:G:H5''	1:CA:1535:C:H5''	1.80	0.62
1:CA:1505:G:H4'	1:CA:1506:U:H5''	1.81	0.62
22:DA:1669:A:N3	22:DA:1669:A:H3'	2.15	0.62
25:DD:104:VAL:O	25:DD:105:LYS:CB	2.46	0.62
2:AB:163:VAL:HG13	2:AB:185:ALA:HB2	1.80	0.62
22:BA:189:G:OP1	45:BX:26:LYS:HD2	1.99	0.62
22:BA:2444:G:P	26:BE:63:LYS:HD2	2.40	0.62
31:BJ:49:ASP:OD1	31:BJ:121:LYS:NZ	2.32	0.62

*Continued on next page...*

*Continued from previous page...*

Atom-1	Atom-2	Interatomic distance (Å)	Clash overlap (Å)
39:BR:27:ILE:CG2	39:BR:63:VAL:HG21	2.28	0.62
42:DU:72:ILE:HD11	42:DU:83:VAL:HG23	1.82	0.62
4:AD:168:PRO:HG2	4:AD:171:LEU:HD11	1.81	0.62
5:AE:96:MET:HB3	5:AE:125:ALA:HB2	1.80	0.62
13:AM:27:LYS:O	13:AM:31:LYS:HG3	2.00	0.62
22:BA:2498:C:OP2	57:BA:3685:HOH:O	2.16	0.62
24:BC:204:VAL:O	24:BC:205:LEU:HB2	1.98	0.62
1:CA:32:A:OP1	1:CA:398:U:H1'	1.99	0.62
1:CA:1028:C:O2	1:CA:1028:C:H2'	2.00	0.62
17:CQ:8:LEU:HB2	17:CQ:61:ILE:CG2	2.29	0.62
22:DA:82:U:H5'	22:DA:296:U:H5''	1.81	0.62
22:DA:1316:U:C2	22:DA:1337:G:N2	2.68	0.62
1:AA:277:C:H2'	1:AA:278:G:H5'	1.81	0.62
1:AA:1129:C:O2	1:AA:1130:A:N6	2.32	0.62
1:AA:1312:G:N7	19:AS:3:ARG:N	2.47	0.62
1:AA:1387:G:H2'	1:AA:1388:C:C6	2.34	0.62
5:AE:99:ALA:O	5:AE:101:GLU:N	2.31	0.62
19:AS:32:ARG:HA	19:AS:50:ALA:HB3	1.80	0.62
1:CA:55:A:N7	1:CA:56:U:C4	2.67	0.62
1:CA:1118:U:OP1	9:CI:11:ARG:NH1	2.31	0.62
3:CC:19:ASN:HA	3:CC:56:VAL:HG13	1.81	0.62
22:DA:187:G:N2	22:DA:210:C:C2	2.68	0.62
22:DA:1317:G:H2'	22:DA:1318:U:O4'	1.99	0.62
35:DN:118:ARG:O	35:DN:119:SER:CB	2.47	0.62
1:AA:109:A:H2'	1:AA:326:G:N2	2.15	0.62
1:AA:1258:G:C6	1:AA:1259:C:N4	2.68	0.62
5:AE:32:SER:O	5:AE:33:PHE:CD2	2.53	0.62
11:AK:55:SER:O	11:AK:57:LYS:N	2.32	0.62
21:AU:4:ILE:HA	21:AU:20:LYS:HE3	1.81	0.62
22:BA:475:C:C4	22:BA:481:G:O6	2.52	0.62
22:BA:877:A:C6	22:BA:899:A:C6	2.88	0.62
22:BA:1098:A:C5	22:BA:1099:G:C6	2.87	0.62
22:BA:1450:G:C6	22:BA:1451:C:N4	2.68	0.62
35:BN:2:ARG:HA	35:BN:5:LYS:HD2	1.82	0.62
17:CQ:19:LYS:NZ	17:CQ:49:GLU:OE1	2.32	0.62
22:DA:931:U:H4'	22:DA:932:U:OP2	2.00	0.62
39:DR:24:LYS:HA	39:DR:94:THR:OG1	2.00	0.62
42:DU:7:ARG:O	42:DU:25:VAL:HB	1.99	0.62
1:AA:438:U:C2	1:AA:494:G:C6	2.88	0.62
1:AA:1014:A:C2	19:AS:34:TRP:CZ3	2.88	0.62
4:AD:122:ALA:O	4:AD:123:ILE:HG23	1.98	0.62

*Continued on next page...*

*Continued from previous page...*

Atom-1	Atom-2	Interatomic distance (Å)	Clash overlap (Å)
11:AK:76:GLU:O	11:AK:77:TYR:CD1	2.53	0.62
22:BA:627:A:C6	22:BA:637:A:C8	2.87	0.62
22:BA:2140:G:N3	22:BA:2140:G:H2'	2.13	0.62
24:BC:141:VAL:CG1	24:BC:190:ALA:HB1	2.30	0.62
12:CL:79:VAL:O	12:CL:103:ASP:HB2	1.99	0.62
22:DA:1450:G:C6	22:DA:1451:C:N4	2.67	0.62
1:AA:919:A:O2'	1:AA:920:U:H5'	2.00	0.62
13:AM:15:ALA:CB	13:AM:34:LEU:HD21	2.30	0.62
21:AU:41:PRO:O	21:AU:45:ARG:HD3	1.99	0.62
22:BA:545:U:H2'	22:BA:546:U:O3'	1.99	0.62
24:BC:232:HIS:NE2	24:BC:244:PRO:HA	2.14	0.62
1:CA:563:A:N7	1:CA:567:G:H1'	2.15	0.62
3:CC:53:SER:OG	3:CC:112:ASP:OD2	2.16	0.62
22:DA:927:A:C2	47:DZ:43:ALA:HB1	2.34	0.62
22:DA:1474:U:O4	22:DA:1475:G:N1	2.32	0.62
22:DA:2131:U:H4'	22:DA:2133:G:C1'	2.28	0.62
26:DE:113:VAL:HG23	26:DE:118:LEU:HD23	1.82	0.62
1:AA:26:A:H2'	1:AA:27:G:H5'	1.82	0.62
1:AA:844:G:N3	1:AA:845:A:N7	2.48	0.62
13:AM:64:VAL:O	13:AM:69:LEU:HB2	2.00	0.62
22:BA:999:U:O2'	22:BA:1000:A:H5'	1.99	0.62
22:BA:1185:G:H5''	22:BA:1186:G:OP1	2.00	0.62
22:BA:1232:G:C5	22:BA:1233:C:C5	2.87	0.62
22:BA:2305:U:O3'	27:BF:133:ARG:NH1	2.33	0.62
22:BA:2478:A:C2'	22:BA:2479:U:H5'	2.30	0.62
22:BA:2820:A:C2'	22:BA:2821:A:OP1	2.48	0.62
25:BD:12:THR:CG2	37:BP:9:GLU:OE2	2.48	0.62
26:BE:7:ASP:OD2	26:BE:8:ALA:N	2.32	0.62
31:BJ:80:HIS:HB3	31:BJ:81:ILE:HG22	1.81	0.62
1:CA:667:G:C2	1:CA:740:U:O2	2.52	0.62
2:CB:73:LYS:O	2:CB:75:ALA:N	2.33	0.62
4:CD:26:ARG:O	4:CD:27:ALA:CB	2.48	0.62
7:CG:88:PRO:HD2	7:CG:151:PHE:O	1.98	0.62
22:DA:2297:A:N1	22:DA:2321:U:C5	2.68	0.62
25:DD:3:GLY:HA3	25:DD:204:LYS:HG2	1.80	0.62
26:DE:170:ARG:HG3	26:DE:174:GLY:O	1.99	0.62
1:AA:1124:G:H2'	1:AA:1145:A:C6	2.34	0.61
7:AG:146:GLU:HA	7:AG:149:LYS:HB2	1.81	0.61
22:BA:1825:U:H2'	22:BA:1826:G:C8	2.34	0.61
22:BA:2243:U:H2'	22:BA:2244:U:C6	2.34	0.61
22:BA:2579:C:C2'	22:BA:2580:U:H5'	2.30	0.61

*Continued on next page...*

*Continued from previous page...*

Atom-1	Atom-2	Interatomic distance (Å)	Clash overlap (Å)
22:BA:2887:A:H5'	22:BA:2888:C:OP2	2.00	0.61
43:BV:13:GLY:O	43:BV:17:SER:OG	2.18	0.61
1:CA:4:U:H5''	1:CA:5:U:OP1	2.00	0.61
1:CA:604:G:H2'	1:CA:605:U:O4'	1.99	0.61
1:CA:687:A:N3	1:CA:688:G:H1'	2.15	0.61
1:CA:840:C:N3	1:CA:842:U:H4'	2.15	0.61
5:CE:133:PRO:HA	5:CE:136:VAL:CG1	2.29	0.61
11:CK:16:VAL:HG12	11:CK:77:TYR:HB3	1.82	0.61
22:DA:189:G:C4	22:DA:205:G:N2	2.68	0.61
22:DA:347:A:N1	22:DA:348:A:C5	2.68	0.61
1:AA:8:A:H5''	5:AE:126:LYS:HE2	1.82	0.61
1:AA:1404:C:H1'	1:AA:1499:A:C2	2.34	0.61
3:AC:25:ASN:O	3:AC:27:LYS:N	2.33	0.61
10:AJ:48:ARG:NH1	10:AJ:66:GLU:OE1	2.33	0.61
12:AL:23:ALA:O	12:AL:24:LEU:O	2.18	0.61
13:AM:15:ALA:HB1	13:AM:34:LEU:HD21	1.82	0.61
16:AP:56:ARG:O	16:AP:59:HIS:N	2.33	0.61
22:BA:58:G:OP1	41:BT:78:SER:CB	2.47	0.61
22:BA:2308:G:O6	22:BA:2311:A:C8	2.52	0.61
20:CT:78:ASN:O	20:CT:82:GLN:HG2	2.01	0.61
22:DA:564:C:O4'	38:DQ:37:GLN:NE2	2.33	0.61
22:DA:600:G:C5	22:DA:601:C:C4	2.89	0.61
22:DA:1313:U:H4'	22:DA:1332:G:H4'	1.82	0.61
22:DA:1476:U:H1'	22:DA:1732:C:C2	2.34	0.61
22:DA:2133:G:C2	22:DA:2158:A:N6	2.68	0.61
26:DE:29:HIS:HA	26:DE:32:VAL:HG23	1.82	0.61
33:DL:96:LYS:HG3	33:DL:101:ILE:HD11	1.80	0.61
1:AA:212:G:N2	1:AA:213:G:C4	2.68	0.61
1:AA:568:G:C4	1:AA:569:C:C5	2.88	0.61
1:AA:609:A:N7	57:AA:1851:HOH:O	2.31	0.61
1:AA:1068:G:O2'	1:AA:1191:A:N1	2.25	0.61
2:AB:188:ASP:HB2	2:AB:204:ASP:OD1	2.00	0.61
4:AD:150:LYS:O	4:AD:152:GLN:N	2.33	0.61
22:BA:211:C:OP1	50:B2:25:LYS:NZ	2.33	0.61
22:BA:488:G:O2'	40:BS:49:LYS:NZ	2.34	0.61
22:BA:597:G:C5	22:BA:598:U:C5	2.88	0.61
31:BJ:5:THR:HG22	31:BJ:6:ALA:O	2.00	0.61
41:BT:2:ILE:HA	41:BT:3:ARG:C	2.20	0.61
42:BU:57:GLY:O	42:BU:59:VAL:HG23	1.99	0.61
1:CA:18:C:OP1	5:CE:132:ASN:ND2	2.33	0.61
1:CA:429:U:C3'	4:CD:9:LEU:HD23	2.30	0.61

*Continued on next page...*

*Continued from previous page...*

Atom-1	Atom-2	Interatomic distance (Å)	Clash overlap (Å)
1:CA:718:A:N7	1:CA:719:C:C5	2.68	0.61
1:CA:1397:C:HO2'	1:CA:1398:A:P	2.23	0.61
4:CD:198:HIS:CE1	4:CD:199:LEU:HD23	2.35	0.61
40:DS:33:LEU:HD21	40:DS:52:GLU:HG2	1.81	0.61
1:AA:819:A:N7	1:AA:1529:G:C2	2.68	0.61
1:AA:1259:C:O2'	1:AA:1283:U:O2	2.13	0.61
12:AL:79:VAL:O	12:AL:102:LEU:HB3	2.01	0.61
22:BA:324:A:N6	22:BA:338:G:O2'	2.31	0.61
22:BA:1972:G:C2	22:BA:1973:G:N7	2.68	0.61
5:CE:115:LEU:O	5:CE:120:VAL:HG23	2.01	0.61
7:CG:92:ARG:HE	7:CG:93:PRO:HD2	1.66	0.61
22:DA:1797:G:N2	22:DA:1823:G:C4	2.68	0.61
22:DA:2474:U:H5''	22:DA:2475:C:OP2	2.00	0.61
29:DH:32:PRO:O	29:DH:33:GLN:CB	2.48	0.61
52:D4:11:CYS:SG	52:D4:12:ARG:N	2.72	0.61
3:AC:143:ARG:HG3	3:AC:144:LEU:HD13	1.81	0.61
13:AM:29:ARG:O	13:AM:33:ILE:HG12	2.01	0.61
22:BA:1508:A:O2'	22:BA:1509:A:O4'	2.17	0.61
41:BT:69:ARG:HB2	41:BT:74:ILE:HG22	1.82	0.61
22:DA:186:G:C2	22:DA:211:C:O2	2.53	0.61
22:DA:2079:U:H2'	22:DA:2080:A:O4'	1.99	0.61
1:AA:49:U:O4	1:AA:365:U:H5	1.83	0.61
1:AA:721:G:H4'	1:AA:722:G:O4'	2.00	0.61
1:AA:1125:U:C5	1:AA:1127:G:C6	2.89	0.61
14:AN:21:PHE:HA	14:AN:25:ALA:HB3	1.82	0.61
22:BA:319:G:C4	22:BA:333:G:N2	2.69	0.61
22:BA:481:G:N3	22:BA:507:A:C2	2.68	0.61
22:BA:666:A:O2'	22:BA:667:U:H5'	2.01	0.61
22:BA:977:G:O6	57:BA:3592:HOH:O	2.16	0.61
22:BA:2557:G:H2'	22:BA:2558:C:C6	2.35	0.61
24:BC:143:ASN:OD1	24:BC:152:GLY:HA3	2.00	0.61
25:BD:133:THR:O	25:BD:134:HIS:HB2	2.01	0.61
32:BK:26:GLY:HA3	32:BK:30:ARG:HH11	1.66	0.61
40:BS:18:ARG:O	40:BS:19:LEU:C	2.38	0.61
1:CA:240:G:H4'	1:CA:240:G:OP1	2.01	0.61
1:CA:604:G:C6	1:CA:605:U:N3	2.69	0.61
22:DA:1599:U:O4	22:DA:1600:C:N4	2.34	0.61
22:BA:2470:G:N2	22:BA:2471:A:C4	2.68	0.61
22:BA:2585:U:H2'	54:B6:3:DBB:HG1	1.83	0.61
37:BP:103:ARG:CG	37:BP:103:ARG:HH11	2.14	0.61
1:CA:50:A:N6	1:CA:361:G:H4'	2.16	0.61

*Continued on next page...*

*Continued from previous page...*

Atom-1	Atom-2	Interatomic distance (Å)	Clash overlap (Å)
9:CI:30:ILE:HA	9:CI:65:ILE:O	2.01	0.61
22:DA:2135:A:C2	22:DA:2136:G:H1'	2.35	0.61
22:DA:2886:A:C2	22:DA:2887:A:H1'	2.35	0.61
24:DC:80:ARG:NE	24:DC:82:GLU:OE2	2.33	0.61
31:DJ:7:LYS:O	31:DJ:11:VAL:HG23	2.01	0.61
1:AA:584:G:C6	1:AA:758:C:O2	2.53	0.61
1:AA:988:G:C6	1:AA:989:U:C4	2.88	0.61
1:AA:1133:G:N2	1:AA:1142:G:C4	2.68	0.61
2:AB:71:GLY:HA2	2:AB:164:ILE:HG22	1.81	0.61
3:AC:205:GLY:O	3:AC:206:GLU:HG2	2.01	0.61
22:BA:2052:A:O4'	25:BD:147:GLY:HA3	1.99	0.61
39:BR:46:GLU:N	39:BR:46:GLU:OE1	2.34	0.61
46:BY:23:ARG:O	46:BY:24:GLU:O	2.19	0.61
5:CE:98:PRO:O	5:CE:99:ALA:CB	2.49	0.61
22:DA:1783:A:C2	22:DA:2588:G:O4'	2.53	0.61
22:DA:2823:A:C5	22:DA:2824:C:C5	2.89	0.61
23:DB:106:G:H2'	23:DB:107:G:O4'	2.00	0.61
42:DU:96:PHE:CZ	42:DU:103:ILE:HG12	2.36	0.61
1:AA:96:U:O2'	1:AA:97:G:P	2.59	0.61
1:AA:859:G:H2'	1:AA:860:A:C8	2.36	0.61
1:AA:1108:G:H2'	1:AA:1108:G:N3	2.16	0.61
2:AB:83:ALA:HA	2:AB:86:SER:OG	2.00	0.61
5:AE:13:GLU:HB3	5:AE:39:VAL:HG12	1.83	0.61
22:BA:686:U:H2'	22:BA:788:A:C2	2.35	0.61
22:BA:783:A:C8	22:BA:784:G:H4'	2.36	0.61
22:BA:1073:A:N7	22:BA:1074:G:H8	1.98	0.61
28:BG:38:ASN:O	28:BG:39:ASP:HB2	2.01	0.61
1:CA:728:A:H2'	1:CA:729:A:C8	2.36	0.61
1:CA:791:G:C6	1:CA:792:A:N7	2.69	0.61
1:CA:1087:G:N2	1:CA:1099:G:H1'	2.15	0.61
4:CD:35:GLU:O	4:CD:37:ALA:N	2.33	0.61
22:DA:1027:A:N6	22:DA:1126:A:N3	2.49	0.61
22:DA:1091:G:O2'	22:DA:1092:C:OP2	2.14	0.61
22:DA:2091:C:H3'	22:DA:2092:U:H5''	1.83	0.61
29:DH:83:LYS:H	29:DH:149:GLU:HG2	1.64	0.61
48:D0:55:ILE:HG22	48:D0:56:ALA:N	2.16	0.61
1:AA:1160:G:O2'	1:AA:1161:C:O5'	2.15	0.61
5:AE:45:ARG:HG2	5:AE:73:ASN:HB3	1.82	0.61
7:AG:139:GLU:O	7:AG:143:ARG:HG3	2.01	0.61
11:AK:18:ASP:OD1	11:AK:81:ASN:ND2	2.33	0.61
12:AL:51:LYS:HD3	12:AL:51:LYS:N	2.15	0.61

*Continued on next page...*

*Continued from previous page...*

Atom-1	Atom-2	Interatomic distance (Å)	Clash overlap (Å)
22:BA:962:G:O2'	22:BA:963:U:H5'	2.00	0.61
22:BA:1866:A:N1	22:BA:1876:A:C8	2.69	0.61
22:BA:2808:G:N2	22:BA:2891:U:C6	2.69	0.61
25:BD:105:LYS:O	25:BD:177:VAL:HG13	2.01	0.61
35:BN:22:ARG:HG2	35:BN:70:THR:HA	1.83	0.61
40:BS:84:ARG:HB2	40:BS:96:ILE:CD1	2.31	0.61
1:CA:1391:U:H2'	1:CA:1392:G:C8	2.35	0.61
2:CB:21:ARG:HA	2:CB:21:ARG:CZ	2.31	0.61
22:DA:247:G:C8	22:DA:249:C:C6	2.89	0.61
22:DA:1581:G:C6	22:DA:1582:C:C4	2.89	0.61
22:DA:2484:G:OP1	34:DM:44:ARG:NH2	2.33	0.61
22:DA:2550:G:C6	22:DA:2551:C:C4	2.89	0.61
27:DF:38:MET:HG3	27:DF:152:LEU:HB3	1.82	0.61
1:AA:977:A:H1'	1:AA:982:U:O4	2.02	0.60
2:AB:104:TRP:CZ2	2:AB:154:MET:HG2	2.36	0.60
4:AD:123:ILE:N	4:AD:123:ILE:CD1	2.64	0.60
4:AD:133:ALA:O	4:AD:135:TYR:N	2.33	0.60
10:AJ:33:GLY:O	10:AJ:34:ALA:HB2	2.01	0.60
20:AT:25:ARG:HG2	20:AT:29:ARG:NH1	2.16	0.60
22:BA:476:G:C2	22:BA:479:A:C8	2.89	0.60
22:BA:716:A:C6	22:BA:717:C:C5	2.88	0.60
22:BA:2262:U:OP2	44:BW:19:LYS:HE2	2.01	0.60
25:BD:40:LEU:O	25:BD:41:ALA:C	2.39	0.60
30:BI:34:ASN:OD1	30:BI:65:ARG:NH2	2.35	0.60
1:CA:1040:U:H2'	1:CA:1041:G:C8	2.36	0.60
22:DA:108:G:O2'	22:DA:347:A:N3	2.26	0.60
22:DA:1584:U:O2	22:DA:1584:U:H3'	2.00	0.60
22:DA:2557:G:H2'	22:DA:2558:C:C6	2.36	0.60
1:AA:203:G:O2'	1:AA:465:A:N1	2.32	0.60
1:AA:316:C:C2	1:AA:317:U:C5	2.89	0.60
1:AA:661:G:N2	1:AA:662:U:C2	2.69	0.60
1:AA:914:A:C6	1:AA:915:A:N7	2.69	0.60
4:AD:125:VAL:O	4:AD:127:GLY:N	2.34	0.60
22:BA:320:A:H4'	22:BA:322:A:N7	2.16	0.60
22:BA:528:A:C8	22:BA:528:A:H3'	2.36	0.60
22:BA:1736:U:H2'	22:BA:1737:G:O4'	2.01	0.60
29:BH:121:VAL:N	29:BH:122:LEU:HB2	2.16	0.60
29:BH:123:ARG:NH2	1:CA:367:U:OP2	2.33	0.60
53:B5:52:PRO:HB2	53:B5:205:ALA:HB3	1.83	0.60
1:CA:858:G:O6	1:CA:869:G:H3'	2.01	0.60
1:CA:1266:G:N2	1:CA:1269:A:OP2	2.34	0.60

*Continued on next page...*

*Continued from previous page...*

Atom-1	Atom-2	Interatomic distance (Å)	Clash overlap (Å)
5:CE:106:ILE:HD11	5:CE:124:LEU:HD23	1.82	0.60
9:CI:12:ARG:HD2	9:CI:107:ASP:HB3	1.83	0.60
22:DA:463:G:N2	22:DA:466:A:OP2	2.33	0.60
22:DA:482:A:H1'	22:DA:498:G:N2	2.15	0.60
22:DA:647:G:C5	22:DA:648:G:N7	2.69	0.60
22:DA:811:U:O2	22:DA:1251:C:C5	2.54	0.60
22:DA:1454:C:O2	35:DN:64:ARG:NE	2.35	0.60
24:DC:147:LYS:HB2	24:DC:150:LYS:HB2	1.83	0.60
46:DY:23:ARG:NE	46:DY:23:ARG:HA	2.16	0.60
1:AA:960:U:H2'	1:AA:1225:A:H62	1.65	0.60
4:AD:17:THR:CG2	4:AD:18:ASP:N	2.64	0.60
22:BA:65:U:H2'	22:BA:66:C:H6	1.64	0.60
22:BA:588:U:O2'	22:BA:589:U:H5'	2.02	0.60
26:BE:27:LEU:O	26:BE:31:VAL:HG23	2.01	0.60
29:BH:100:ALA:HB1	29:BH:112:LYS:HA	1.83	0.60
34:BM:62:LYS:HD3	34:BM:64:TRP:CZ2	2.36	0.60
39:BR:24:LYS:HA	39:BR:94:THR:HG23	1.83	0.60
41:BT:71:GLY:O	41:BT:73:ARG:N	2.34	0.60
1:CA:571:U:H5''	1:CA:572:A:OP2	2.01	0.60
1:CA:976:G:OP2	1:CA:1358:U:O2'	2.16	0.60
22:DA:105:C:H2'	22:DA:106:C:C6	2.36	0.60
22:DA:176:A:N7	22:DA:177:G:C6	2.69	0.60
22:DA:1566:A:C2	24:DC:213:TRP:CD2	2.88	0.60
22:DA:1627:G:C2	22:DA:1628:G:C8	2.90	0.60
6:AF:16:GLU:OE2	4:CD:188:ARG:NH1	2.34	0.60
7:AG:120:LEU:HD22	7:AG:124:LEU:HD23	1.84	0.60
12:AL:57:LEU:O	12:AL:59:ASN:N	2.35	0.60
22:BA:1260:A:C6	22:BA:1261:C:C4	2.90	0.60
22:BA:1269:A:N7	57:BA:3384:HOH:O	2.31	0.60
22:BA:2595:G:N2	22:BA:2597:G:H3'	2.16	0.60
30:BI:16:GLY:HA2	30:BI:51:LYS:HB3	1.84	0.60
33:BL:68:SER:O	33:BL:69:ARG:HB2	2.00	0.60
52:B4:36:ARG:HG2	52:B4:37:GLN:N	2.16	0.60
1:CA:362:G:N7	57:CA:1749:HOH:O	2.31	0.60
1:CA:510:A:OP2	57:CA:1760:HOH:O	2.16	0.60
1:CA:1298:U:O2	1:CA:1298:U:H2'	1.99	0.60
18:CR:48:ARG:N	18:CR:48:ARG:HD2	2.16	0.60
20:CT:67:ILE:HD11	20:CT:71:LYS:HD3	1.81	0.60
22:DA:204:A:C8	22:DA:206:U:C2	2.89	0.60
22:DA:1805:A:C2	22:DA:1813:G:N1	2.70	0.60
39:DR:34:GLU:HA	39:DR:59:ILE:O	2.01	0.60

*Continued on next page...*



*Continued from previous page...*

Atom-1	Atom-2	Interatomic distance (Å)	Clash overlap (Å)
39:DR:58:VAL:HG13	39:DR:102:SER:HB2	1.83	0.60
1:AA:145:G:N2	1:AA:178:C:C2	2.70	0.60
1:AA:151:A:H2'	1:AA:152:A:O4'	2.00	0.60
1:AA:880:C:OP1	12:AL:5:ASN:ND2	2.35	0.60
1:AA:1000:A:C2	1:AA:1041:G:C2	2.89	0.60
5:AE:109:GLY:O	5:AE:110:ALA:CB	2.50	0.60
7:AG:37:SER:O	7:AG:41:SER:OG	2.20	0.60
10:AJ:28:THR:HG22	10:AJ:86:ALA:HB1	1.84	0.60
20:AT:29:ARG:O	20:AT:33:LYS:HG2	2.01	0.60
22:BA:1415:U:O2	22:BA:1415:U:H2'	2.01	0.60
22:BA:1917:U:H2'	22:BA:1918:A:H5'	1.84	0.60
22:BA:2462:C:H2'	22:BA:2463:C:C6	2.37	0.60
33:BL:68:SER:O	33:BL:69:ARG:CB	2.49	0.60
1:CA:496:A:H2'	1:CA:496:A:N3	2.16	0.60
1:CA:1029:U:O2	1:CA:1029:U:H2'	2.02	0.60
22:DA:12:U:O2	22:DA:12:U:H2'	2.02	0.60
22:DA:161:A:C3'	22:DA:162:U:H5''	2.30	0.60
22:DA:720:U:H2'	22:DA:721:A:C8	2.37	0.60
22:DA:1014:A:C2	22:DA:1149:G:C2	2.90	0.60
23:DB:7:G:H5'	36:DO:29:HIS:CE1	2.36	0.60
1:AA:173:U:C2	1:AA:197:A:N1	2.69	0.60
1:AA:189:A:N6	1:AA:190:A:N1	2.49	0.60
22:BA:585:G:H5''	22:BA:586:A:OP1	2.02	0.60
22:BA:645:C:O2'	22:BA:646:U:H5''	2.02	0.60
22:BA:1073:A:C3'	22:BA:1074:G:H5''	2.31	0.60
22:BA:2468:A:N3	22:BA:2481:G:N2	2.50	0.60
31:BJ:81:ILE:HG23	31:BJ:82:GLY:N	2.17	0.60
51:B3:23:LYS:HA	51:B3:48:ALA:O	2.01	0.60
1:CA:463:U:H3'	1:CA:464:U:C6	2.37	0.60
1:CA:477:C:H2'	1:CA:478:A:C8	2.36	0.60
1:CA:542:G:C2	1:CA:543:U:C5	2.89	0.60
4:CD:32:CYS:O	4:CD:33:LYS:CB	2.50	0.60
4:CD:59:GLN:OE1	4:CD:59:GLN:HA	2.00	0.60
22:DA:1361:G:C2	22:DA:1362:C:C5	2.90	0.60
22:DA:1992:G:N2	22:DA:1996:C:O2'	2.33	0.60
1:AA:262:A:H2'	1:AA:263:A:C8	2.37	0.60
4:AD:59:GLN:O	4:AD:63:ARG:HG2	2.01	0.60
4:AD:105:MET:SD	4:AD:180:GLY:HA3	2.42	0.60
22:BA:684:G:OP1	50:B2:21:ARG:NH1	2.35	0.60
22:BA:2548:U:C4	22:BA:2549:G:N7	2.69	0.60
29:BH:83:LYS:CD	1:CA:55:A:O2'	2.49	0.60

*Continued on next page...*

*Continued from previous page...*

Atom-1	Atom-2	Interatomic distance (Å)	Clash overlap (Å)
29:BH:117:LEU:CD2	29:BH:121:VAL:HA	2.31	0.60
34:BM:42:THR:HG22	34:BM:93:VAL:CG1	2.30	0.60
35:BN:1:MET:O	35:BN:2:ARG:CB	2.49	0.60
22:DA:1581:G:C5	22:DA:1582:C:C4	2.89	0.60
22:DA:2834:G:O6	22:DA:2879:A:O2'	2.07	0.60
1:AA:270:A:C5	1:AA:271:C:C4	2.90	0.60
2:AB:186:ILE:HA	2:AB:200:ILE:HB	1.84	0.60
2:AB:186:ILE:HD11	2:AB:204:ASP:HA	1.84	0.60
5:AE:23:LYS:HB3	5:AE:30:ILE:HG23	1.83	0.60
22:BA:253:C:OP2	51:B3:5:LYS:NZ	2.24	0.60
22:BA:1587:G:C5	22:BA:1588:G:N7	2.70	0.60
22:BA:1590:A:C2	22:BA:1591:A:C5	2.89	0.60
22:BA:1958:C:O2'	22:BA:1959:G:H5'	2.01	0.60
22:BA:2468:A:C2	22:BA:2481:G:N3	2.70	0.60
2:CB:210:VAL:O	2:CB:214:LEU:HB2	2.02	0.60
13:CM:6:GLY:O	13:CM:8:ASN:N	2.31	0.60
15:CO:46:HIS:O	15:CO:48:LYS:N	2.35	0.60
22:DA:527:C:H2'	22:DA:2779:U:O2	2.02	0.60
22:DA:1344:U:O2'	22:DA:1345:C:P	2.59	0.60
22:DA:2062:A:C5	54:D6:1:MHW:CE	2.84	0.60
22:DA:2491:U:C5'	22:DA:2570:G:H5''	2.30	0.60
24:DC:67:PHE:HB3	24:DC:151:GLY:O	2.01	0.60
5:AE:83:HIS:HB2	5:AE:84:PRO:HD2	1.83	0.60
22:BA:498:G:N3	22:BA:499:U:C6	2.70	0.60
22:BA:712:G:C2'	22:BA:713:G:H5'	2.31	0.60
22:BA:1019:U:C4	22:BA:1020:A:N6	2.69	0.60
22:BA:1057:A:C2	22:BA:1086:A:C2	2.89	0.60
22:BA:1073:A:OP1	22:BA:1073:A:C8	2.55	0.60
22:BA:1086:A:H5''	22:BA:1087:G:OP1	2.02	0.60
22:BA:2191:A:C5	22:BA:2192:U:C4	2.90	0.60
22:BA:2415:G:H2'	22:BA:2416:C:H6	1.65	0.60
22:BA:2820:A:H2'	22:BA:2821:A:OP1	2.01	0.60
44:BW:38:VAL:HG23	44:BW:59:LEU:HB2	1.84	0.60
49:B1:27:LYS:O	49:B1:29:THR:N	2.34	0.60
53:B5:122:GLY:HA3	53:B5:146:VAL:CB	2.32	0.60
3:CC:150:LYS:HB2	3:CC:169:ARG:CG	2.32	0.60
22:DA:1605:C:O2	22:DA:1610:A:O2'	2.18	0.60
22:DA:2283:C:C2	22:DA:2389:G:C2	2.90	0.60
29:DH:126:GLY:O	29:DH:146:VAL:HG23	2.00	0.60
38:DQ:47:TYR:CE1	38:DQ:51:ARG:NH2	2.70	0.60
38:DQ:58:ARG:NH2	38:DQ:92:ARG:CZ	2.65	0.60

*Continued on next page...*

*Continued from previous page...*

Atom-1	Atom-2	Interatomic distance (Å)	Clash overlap (Å)
40:DS:33:LEU:HD21	40:DS:52:GLU:HG3	1.84	0.60
1:AA:363:A:C2	1:AA:364:A:C4	2.90	0.60
2:AB:206:ALA:O	2:AB:210:VAL:HG22	2.02	0.60
7:AG:120:LEU:HD22	7:AG:124:LEU:CD2	2.32	0.60
22:BA:1180:U:C2'	22:BA:1181:U:H5'	2.31	0.60
22:BA:1935:G:C6	22:BA:1962:C:C6	2.90	0.60
23:BB:30:C:O2'	23:BB:57:A:N1	2.31	0.60
25:BD:177:VAL:HG22	25:BD:177:VAL:O	2.01	0.60
38:BQ:88:VAL:HG13	39:BR:49:ILE:CD1	2.32	0.60
39:BR:49:ILE:C	39:BR:51:VAL:O	2.40	0.60
1:CA:1308:U:OP1	13:CM:97:VAL:N	2.32	0.60
22:DA:1838:C:C5	22:DA:1899:A:C6	2.89	0.60
1:AA:484:G:N7	1:AA:486:U:H1'	2.16	0.59
1:AA:880:C:OP1	12:AL:9:ARG:NH1	2.35	0.59
2:AB:88:ASP:HB2	2:AB:221:VAL:HG12	1.84	0.59
2:AB:213:TYR:O	2:AB:217:VAL:HG23	2.02	0.59
4:AD:197:GLU:O	4:AD:199:LEU:N	2.35	0.59
22:BA:819:A:OP2	22:BA:1187:G:N2	2.30	0.59
22:BA:1064:C:O2	22:BA:1064:C:H2'	2.02	0.59
22:BA:1301:A:C2	22:BA:1303:G:C6	2.90	0.59
22:BA:1364:G:OP2	45:BX:2:SER:N	2.35	0.59
22:BA:1993:U:H4'	25:BD:133:THR:HG21	1.83	0.59
22:BA:2191:A:C2	22:BA:2192:U:N3	2.69	0.59
22:BA:2826:A:N7	22:BA:2827:C:C5	2.69	0.59
24:BC:141:VAL:HG11	24:BC:190:ALA:HB1	1.84	0.59
31:BJ:49:ASP:OD1	31:BJ:121:LYS:CE	2.50	0.59
39:BR:61:ALA:HB1	39:BR:97:LYS:O	2.01	0.59
41:BT:51:PHE:O	41:BT:52:GLU:C	2.40	0.59
1:CA:203:G:N2	1:CA:215:C:C2	2.70	0.59
1:CA:862:C:C4	1:CA:863:U:C5	2.90	0.59
1:CA:1097:C:H5''	2:CB:139:ARG:NH2	2.16	0.59
1:CA:1201:A:H4'	1:CA:1202:U:O5'	2.01	0.59
18:CR:22:ASP:OD1	18:CR:23:TYR:N	2.34	0.59
19:CS:34:TRP:HA	19:CS:52:HIS:HB2	1.84	0.59
22:DA:301:G:N2	22:DA:302:C:O2	2.34	0.59
22:DA:311:A:H5'	22:DA:332:A:C2	2.37	0.59
22:DA:724:U:H2'	22:DA:725:G:O4'	2.01	0.59
22:DA:1581:G:C6	22:DA:1582:C:N4	2.70	0.59
29:DH:126:GLY:O	29:DH:146:VAL:N	2.35	0.59
12:AL:29:GLN:HB2	12:AL:82:ILE:O	2.02	0.59
22:BA:2461:A:H2'	22:BA:2462:C:C6	2.37	0.59

*Continued on next page...*

*Continued from previous page...*

Atom-1	Atom-2	Interatomic distance (Å)	Clash overlap (Å)
57:BA:3291:HOH:O	33:BL:99:ASN:ND2	2.28	0.59
28:BG:109:PHE:HE2	28:BG:152:ARG:CZ	2.15	0.59
39:BR:29:THR:O	39:BR:29:THR:HG22	2.02	0.59
39:BR:46:GLU:OE1	39:BR:46:GLU:O	2.20	0.59
1:CA:933:G:N7	7:CG:3:ARG:NH2	2.50	0.59
1:CA:1182:G:H5'	1:CA:1184:G:H5''	1.84	0.59
6:CF:64:VAL:HG12	6:CF:65:GLU:N	2.16	0.59
14:CN:51:LEU:O	14:CN:53:ARG:N	2.34	0.59
22:DA:228:C:H4'	22:DA:229:C:H5''	1.85	0.59
22:DA:551:G:C6	22:DA:552:U:C4	2.90	0.59
22:DA:1027:A:C6	22:DA:1126:A:C4	2.90	0.59
1:AA:544:G:C5	1:AA:545:C:C5	2.90	0.59
1:AA:1181:G:O2'	1:AA:1182:G:C5	2.55	0.59
1:AA:1197:A:OP1	1:AA:1198:G:OP2	2.19	0.59
5:AE:74:VAL:O	5:AE:76:LEU:HD12	2.01	0.59
22:BA:588:U:H2'	22:BA:589:U:C6	2.37	0.59
22:BA:2028:U:O4	57:BA:3477:HOH:O	2.12	0.59
22:BA:2837:A:C2	22:BA:2882:A:C2	2.90	0.59
29:BH:99:ILE:HB	29:BH:115:VAL:HG11	1.84	0.59
32:BK:17:ARG:HB2	32:BK:45:GLU:HG2	1.83	0.59
35:BN:2:ARG:NE	35:BN:2:ARG:O	2.35	0.59
36:BO:94:ARG:O	36:BO:96:GLY:N	2.35	0.59
22:DA:659:G:H4'	26:DE:95:LYS:CD	2.33	0.59
22:DA:696:G:C2	22:DA:767:U:O2	2.55	0.59
22:DA:730:A:OP1	22:DA:1775:U:O2'	2.15	0.59
22:DA:1288:G:C4	22:DA:1327:A:C2	2.89	0.59
24:DC:108:LYS:N	24:DC:194:GLU:O	2.35	0.59
28:DG:115:HIS:HE1	28:DG:144:VAL:HG13	1.68	0.59
41:DT:54:GLU:HB3	41:DT:88:LYS:HG3	1.84	0.59
1:AA:152:A:N6	1:AA:170:U:C2	2.71	0.59
1:AA:665:A:N1	1:AA:732:C:C4	2.70	0.59
1:AA:1048:G:C2	1:AA:1050:G:N7	2.70	0.59
9:AI:57:MET:SD	9:AI:58:VAL:N	2.73	0.59
22:BA:28:A:C4	22:BA:29:U:C6	2.90	0.59
22:BA:644:A:H2'	22:BA:645:C:O4'	2.01	0.59
22:BA:1314:C:OP1	57:BA:3763:HOH:O	2.17	0.59
22:BA:1439:A:C8	22:BA:1440:U:C6	2.90	0.59
22:BA:2856:A:N6	22:BA:2857:G:C6	2.71	0.59
24:BC:135:ILE:HD13	24:BC:192:LEU:HD21	1.85	0.59
24:BC:154:LEU:HD23	24:BC:154:LEU:N	2.16	0.59
29:BH:94:ILE:HG22	29:BH:99:ILE:CG1	2.32	0.59

*Continued on next page...*

*Continued from previous page...*

Atom-1	Atom-2	Interatomic distance (Å)	Clash overlap (Å)
41:BT:34:VAL:HG23	41:BT:81:LYS:HB3	1.82	0.59
45:BX:17:ASN:OD1	45:BX:27:ARG:HD2	2.02	0.59
1:CA:581:G:OP1	15:CO:65:LYS:NZ	2.26	0.59
1:CA:691:G:OP2	11:CK:28:ASN:ND2	2.36	0.59
8:CH:83:LEU:O	8:CH:83:LEU:HD13	2.02	0.59
11:CK:31:ILE:HB	11:CK:46:THR:HB	1.83	0.59
14:CN:4:GLN:OE1	57:CN:203:HOH:O	2.16	0.59
16:CP:52:LEU:HD23	16:CP:53:ASP:N	2.17	0.59
22:DA:7:G:H4'	31:DJ:15:TRP:CH2	2.38	0.59
22:DA:192:C:C5	22:DA:193:U:C2	2.90	0.59
22:DA:769:U:C4	22:DA:770:G:N7	2.70	0.59
22:DA:1196:C:H1'	22:DA:1226:A:C4	2.38	0.59
1:AA:189:A:C6	1:AA:190:A:C2	2.91	0.59
1:AA:403:C:OP1	4:AD:134:SER:OG	2.21	0.59
1:AA:792:A:N3	1:AA:794:A:C5	2.71	0.59
1:AA:857:C:H2'	1:AA:858:G:C8	2.37	0.59
1:AA:1356:G:H2'	1:AA:1357:A:C8	2.38	0.59
4:AD:147:GLU:HA	4:AD:150:LYS:HD2	1.85	0.59
13:AM:10:PRO:O	13:AM:11:ASP:HB3	2.01	0.59
22:BA:761:A:N7	57:BA:3293:HOH:O	2.34	0.59
22:BA:1170:C:H2'	22:BA:1171:G:C8	2.38	0.59
22:BA:1171:G:C5	22:BA:1172:C:C4	2.90	0.59
22:BA:1672:A:C2	22:BA:2582:G:H5'	2.38	0.59
22:BA:2529:G:OP1	28:BG:172:LYS:NZ	2.31	0.59
29:BH:1:MET:O	29:BH:20:ASN:ND2	2.35	0.59
1:CA:41:G:H2'	1:CA:42:G:C8	2.38	0.59
1:CA:407:U:H2'	1:CA:408:A:C8	2.38	0.59
1:CA:1286:U:O2	1:CA:1286:U:H2'	2.01	0.59
2:CB:94:HIS:CD2	2:CB:146:ASN:HB2	2.38	0.59
22:DA:192:C:O2'	22:DA:802:A:N3	2.34	0.59
22:DA:1649:G:C6	22:DA:2009:A:C6	2.91	0.59
22:DA:1682:G:C2	22:DA:1757:A:O4'	2.56	0.59
22:DA:2898:U:O2'	31:DJ:134:ALA:O	2.18	0.59
4:AD:123:ILE:N	4:AD:123:ILE:HD13	2.17	0.59
8:AH:79:SER:HA	8:AH:85:ILE:HG12	1.82	0.59
11:AK:107:ILE:HD11	11:AK:110:ILE:HD11	1.84	0.59
22:BA:70:G:H4'	22:BA:71:A:OP1	2.01	0.59
22:BA:747:U:C4	22:BA:2613:U:C5	2.91	0.59
22:BA:1061:U:HO2'	22:BA:1062:G:C5'	2.13	0.59
22:BA:1168:G:H2'	22:BA:1169:A:O4'	2.03	0.59
22:BA:1460:U:H3'	22:BA:1461:C:H5'	1.85	0.59

*Continued on next page...*

*Continued from previous page...*

Atom-1	Atom-2	Interatomic distance (Å)	Clash overlap (Å)
22:BA:2466:C:OP1	52:B4:4:ARG:HD2	2.02	0.59
22:BA:2563:U:H1'	22:BA:2566:A:N6	2.18	0.59
45:BX:11:ARG:HB2	45:BX:12:PRO:HD2	1.85	0.59
53:B5:204:GLY:O	53:B5:205:ALA:CB	2.51	0.59
1:CA:39:G:H2'	1:CA:40:C:H6	1.67	0.59
1:CA:378:G:C2	1:CA:386:C:O2	2.55	0.59
1:CA:506:G:OP1	57:CA:1759:HOH:O	2.16	0.59
3:CC:150:LYS:HG2	3:CC:201:TRP:CE3	2.38	0.59
22:DA:71:A:OP2	22:DA:113:U:H5'	2.03	0.59
22:DA:488:G:C2	22:DA:493:G:O6	2.55	0.59
22:DA:1351:C:O2'	22:DA:1571:A:N3	2.32	0.59
22:DA:2603:G:C6	22:DA:2604:U:C4	2.91	0.59
22:DA:2757:A:N1	28:DG:67:THR:HG21	2.18	0.59
40:DS:80:PRO:HD2	40:DS:100:THR:OG1	2.02	0.59
41:DT:34:VAL:HG21	41:DT:43:ILE:HD11	1.83	0.59
1:AA:684:U:O2'	11:AK:40:ASN:O	2.21	0.59
1:AA:1373:G:H5''	7:AG:36:LYS:HB2	1.84	0.59
7:AG:111:ARG:NH1	7:AG:123:GLU:OE2	2.35	0.59
9:AI:45:ARG:HG2	9:AI:46:MET:SD	2.42	0.59
10:AJ:53:ILE:HG12	14:AN:85:ARG:CZ	2.32	0.59
13:AM:75:MET:SD	27:BF:112:ARG:HD3	2.43	0.59
22:BA:65:U:C2	22:BA:66:C:C5	2.91	0.59
22:BA:586:A:C2	22:BA:1254:A:C2	2.91	0.59
22:BA:1956:U:C2'	22:BA:1957:C:H5'	2.33	0.59
22:BA:2427:C:H5''	22:BA:2428:G:OP1	2.02	0.59
22:BA:2544:G:C2'	22:BA:2545:G:H5'	2.33	0.59
22:BA:2554:U:C4	22:BA:2555:U:O4	2.56	0.59
22:BA:2557:G:H2'	22:BA:2558:C:H6	1.67	0.59
23:BB:45:A:C4	23:BB:46:A:C8	2.91	0.59
38:BQ:110:VAL:O	38:BQ:114:LYS:HG3	2.03	0.59
46:BY:9:LYS:HB3	46:BY:12:GLU:HG3	1.84	0.59
49:B1:47:VAL:HG13	49:B1:48:ILE:N	2.17	0.59
12:CL:82:ILE:HD11	12:CL:95:TYR:HB2	1.85	0.59
22:DA:455:C:N3	22:DA:472:A:H2'	2.16	0.59
22:DA:1351:C:O3'	22:DA:1571:A:O2'	2.18	0.59
22:DA:1430:G:H2'	22:DA:1431:A:O4'	2.02	0.59
22:DA:1525:A:C6	22:DA:1526:C:N3	2.70	0.59
24:DC:125:LYS:HB2	24:DC:126:PRO:HD2	1.84	0.59
13:AM:29:ARG:CZ	13:AM:63:PHE:HB2	2.33	0.59
17:AQ:19:LYS:NZ	17:AQ:49:GLU:OE2	2.26	0.59
22:BA:627:A:P	33:BL:78:ARG:HH11	2.25	0.59

*Continued on next page...*

*Continued from previous page...*

Atom-1	Atom-2	Interatomic distance (Å)	Clash overlap (Å)
22:BA:1401:G:C2'	22:BA:1402:U:O5'	2.51	0.59
22:BA:1759:A:H2'	22:BA:1760:C:C6	2.37	0.59
22:BA:2114:A:H2'	22:BA:2114:A:N3	2.16	0.59
26:BE:149:ILE:HD11	26:BE:172:ALA:HA	1.84	0.59
41:BT:73:ARG:CZ	41:BT:73:ARG:HB3	2.32	0.59
1:CA:978:A:H4'	1:CA:1322:C:C5	2.37	0.59
1:CA:994:A:N3	1:CA:994:A:H2'	2.18	0.59
1:CA:1240:U:H5'	1:CA:1241:G:C8	2.37	0.59
11:CK:35:THR:HA	11:CK:41:ALA:HA	1.83	0.59
15:CO:42:HIS:ND1	15:CO:42:HIS:O	2.35	0.59
22:DA:588:U:H1'	26:DE:85:PHE:CD1	2.38	0.59
22:DA:680:C:H2'	22:DA:681:G:C8	2.38	0.59
22:DA:1604:C:OP1	57:DA:3400:HOH:O	2.17	0.59
22:DA:2054:A:C2	22:DA:2616:C:C2	2.91	0.59
22:DA:2491:U:H5'	22:DA:2570:G:H5''	1.83	0.59
1:AA:579:A:H2'	1:AA:580:C:H6	1.68	0.59
1:AA:680:C:C2	1:AA:711:G:C2	2.91	0.59
1:AA:895:G:C6	1:AA:896:C:C4	2.91	0.59
1:AA:944:G:C2	1:AA:1340:A:N6	2.71	0.59
4:AD:3:ARG:CZ	4:AD:115:ARG:HD3	2.33	0.59
22:BA:137:U:H2'	22:BA:140:C:C2	2.38	0.59
22:BA:497:A:C4	22:BA:498:G:C8	2.91	0.59
22:BA:830:G:H4'	22:BA:831:G:OP2	2.03	0.59
22:BA:1786:A:C4	22:BA:1938:A:C6	2.91	0.59
22:BA:1922:G:C2	22:BA:1923:U:C6	2.90	0.59
22:BA:2479:U:C4	22:BA:2480:C:C5	2.90	0.59
22:BA:2492:U:H2'	22:BA:2493:U:H6	1.68	0.59
24:BC:8:PRO:HB3	24:BC:14:ARG:HB2	1.85	0.59
25:BD:33:ARG:NH2	25:BD:74:GLU:O	2.35	0.59
41:BT:65:GLY:N	41:BT:79:ASP:OD1	2.35	0.59
1:CA:8:A:C6	4:CD:206:LYS:HB3	2.38	0.59
1:CA:152:A:N6	1:CA:170:U:C2	2.71	0.59
1:CA:247:G:C6	1:CA:278:G:C2	2.91	0.59
1:CA:438:U:C2	1:CA:494:G:C6	2.91	0.59
1:CA:1426:G:C5	1:CA:1475:G:C2	2.90	0.59
4:CD:145:ILE:HG21	4:CD:150:LYS:HA	1.85	0.59
5:CE:99:ALA:O	5:CE:101:GLU:N	2.36	0.59
21:CU:25:LYS:HD3	21:CU:26:ALA:H	1.66	0.59
22:DA:118:A:H1'	22:DA:178:G:O4'	2.01	0.59
22:DA:453:A:H4'	22:DA:472:A:N6	2.16	0.59
22:DA:457:A:N1	22:DA:470:A:H5''	2.18	0.59

*Continued on next page...*

*Continued from previous page...*

Atom-1	Atom-2	Interatomic distance (Å)	Clash overlap (Å)
22:DA:587:C:N3	33:DL:33:ARG:NH2	2.51	0.59
36:DO:33:ARG:O	36:DO:34:HIS:HB2	2.02	0.59
54:D6:3:DBB:HG2	54:D6:4:PRO:CA	2.31	0.59
1:AA:1079:G:N2	1:AA:1080:A:C2	2.71	0.59
1:AA:1084:G:C5	1:AA:1085:U:C4	2.91	0.59
1:AA:1370:G:C2	1:AA:1371:G:C8	2.91	0.59
9:AI:43:THR:O	9:AI:44:ALA:HB3	2.03	0.59
13:AM:11:ASP:O	13:AM:12:HIS:ND1	2.35	0.59
22:BA:281:C:H2'	22:BA:282:A:C8	2.38	0.59
22:BA:1263:U:OP1	48:B0:13:ARG:NH1	2.36	0.59
22:BA:1754:A:C8	37:BP:94:LYS:HE2	2.38	0.59
22:BA:1768:C:C4	22:BA:1769:U:C5	2.91	0.59
22:BA:2233:U:H2'	22:BA:2234:G:C8	2.37	0.59
1:CA:66:A:H4'	1:CA:173:U:C5	2.37	0.59
1:CA:109:A:C2	1:CA:327:A:N1	2.71	0.59
1:CA:517:G:C8	1:CA:531:U:C5	2.91	0.59
1:CA:1166:G:O2'	1:CA:1169:A:N6	2.36	0.59
1:CA:1323:G:H2'	1:CA:1324:A:C8	2.38	0.59
1:CA:1439:G:C2	1:CA:1463:U:O2	2.56	0.59
1:AA:207:C:O2	1:AA:213:G:N2	2.36	0.58
1:AA:1053:G:N7	1:AA:1199:U:H3'	2.17	0.58
5:AE:95:PHE:CZ	5:AE:97:GLN:HG3	2.37	0.58
22:BA:2189:U:H2'	22:BA:2190:G:O4'	2.03	0.58
22:BA:2339:C:H2'	22:BA:2340:A:C8	2.38	0.58
24:BC:144:VAL:HG12	24:BC:145:GLU:O	2.03	0.58
1:CA:439:U:H4'	4:CD:121:LYS:HD2	1.85	0.58
1:CA:976:G:N2	1:CA:1363:A:N3	2.51	0.58
1:CA:1513:A:H2'	1:CA:1514:G:C8	2.38	0.58
2:CB:99:GLY:O	2:CB:101:LEU:N	2.36	0.58
4:CD:13:ARG:O	4:CD:14:ARG:C	2.41	0.58
11:CK:24:HIS:HB3	11:CK:31:ILE:HG23	1.84	0.58
22:DA:9:G:C6	22:DA:2629:U:C5	2.90	0.58
22:DA:60:G:C4	22:DA:74:A:C2	2.91	0.58
22:DA:1877:A:C6	22:DA:1878:G:C6	2.91	0.58
30:DI:6:GLN:O	30:DI:7:ALA:CB	2.51	0.58
32:DK:6:THR:O	32:DK:8:LEU:HD12	2.02	0.58
33:DL:23:ILE:HD12	39:DR:84:ARG:NE	2.18	0.58
1:AA:483:C:O2	16:AP:13:LYS:NZ	2.36	0.58
1:AA:1133:G:N1	1:AA:1142:G:C6	2.71	0.58
1:AA:1313:U:OP2	19:AS:6:LYS:HB3	2.03	0.58
10:AJ:52:LEU:CB	14:AN:81:ARG:NE	2.66	0.58

*Continued on next page...*



*Continued from previous page...*

Atom-1	Atom-2	Interatomic distance (Å)	Clash overlap (Å)
17:AQ:60:GLU:OE2	17:AQ:77:ARG:NH1	2.34	0.58
22:BA:225:C:H2'	22:BA:226:A:O4'	2.03	0.58
22:BA:517:C:OP1	48:B0:13:ARG:NH2	2.31	0.58
22:BA:1022:G:N2	22:BA:1142:A:C2	2.67	0.58
22:BA:2062:A:OP1	57:BA:3497:HOH:O	2.17	0.58
30:BI:130:GLU:HB3	30:BI:134:ARG:NH2	2.19	0.58
40:BS:84:ARG:HB2	40:BS:96:ILE:CG1	2.33	0.58
1:CA:296:U:O2'	1:CA:556:C:O2	2.18	0.58
1:CA:867:G:C4	1:CA:868:C:C5	2.90	0.58
2:CB:82:ASP:OD1	2:CB:82:ASP:N	2.36	0.58
6:CF:38:ARG:HG2	6:CF:63:ASN:CB	2.33	0.58
7:CG:145:ALA:O	7:CG:146:GLU:HB2	2.02	0.58
21:CU:15:ALA:O	21:CU:17:ARG:N	2.35	0.58
22:DA:335:C:H5''	42:DU:82:ARG:HD3	1.84	0.58
22:DA:560:C:O2	38:DQ:48:ARG:NH1	2.36	0.58
22:DA:864:G:O2'	22:DA:914:G:O6	2.21	0.58
22:DA:1020:A:C2	22:DA:1141:U:C2	2.91	0.58
22:DA:1200:C:O2	22:DA:1246:A:C2	2.56	0.58
22:DA:2345:G:C4	22:DA:2381:A:C2	2.91	0.58
1:AA:554:A:H2'	1:AA:555:U:C6	2.38	0.58
1:AA:1407:C:O2'	22:BA:1912:A:C6	2.50	0.58
4:AD:152:GLN:O	4:AD:153:SER:C	2.41	0.58
11:AK:117:PRO:O	11:AK:119:ASN:N	2.35	0.58
13:AM:85:CYS:O	13:AM:89:LEU:HG	2.04	0.58
22:BA:753:A:H2'	22:BA:754:U:H6	1.69	0.58
22:BA:994:C:H1'	39:BR:10:LYS:HE3	1.85	0.58
22:BA:1169:A:H2'	22:BA:1170:C:O4'	2.02	0.58
22:BA:2812:G:H2'	22:BA:2813:A:O4'	2.04	0.58
24:BC:235:GLY:HA2	24:BC:239:ASN:HB2	1.84	0.58
28:BG:40:ALA:HB2	28:BG:58:TYR:CD2	2.38	0.58
1:CA:73:C:O2'	1:CA:74:A:O5'	2.21	0.58
1:CA:238:A:C5	1:CA:239:U:C5	2.90	0.58
22:DA:236:C:H4'	22:DA:431:U:O2'	2.03	0.58
22:DA:777:G:C2	22:DA:778:G:C8	2.92	0.58
22:DA:2019:A:H4'	38:DQ:34:VAL:HG21	1.86	0.58
22:DA:2289:G:O2'	22:DA:2383:G:O2'	2.17	0.58
22:DA:2421:G:OP1	49:D1:8:LYS:NZ	2.35	0.58
24:DC:135:ILE:O	24:DC:167:ARG:NH2	2.37	0.58
29:DH:34:GLY:O	29:DH:35:LYS:CB	2.51	0.58
9:AI:117:GLY:C	9:AI:118:LEU:HD12	2.24	0.58
10:AJ:35:GLN:CG	10:AJ:77:VAL:HB	2.32	0.58

*Continued on next page...*

*Continued from previous page...*

Atom-1	Atom-2	Interatomic distance (Å)	Clash overlap (Å)
22:BA:1187:G:H5''	39:BR:83:TYR:CE2	2.39	0.58
1:CA:454:G:N2	1:CA:479:U:O2	2.36	0.58
10:CJ:5:ARG:HG3	10:CJ:6:ILE:HG13	1.85	0.58
22:DA:1953:A:O2'	22:DA:2559:C:O2'	2.21	0.58
23:DB:57:A:H1'	27:DF:27:GLN:HA	1.86	0.58
30:DI:20:PRO:HB2	30:DI:23:PRO:HD2	1.85	0.58
38:DQ:47:TYR:CZ	38:DQ:51:ARG:CZ	2.86	0.58
39:DR:39:LEU:O	39:DR:49:ILE:HG23	2.04	0.58
45:DX:27:ARG:NE	45:DX:28:ARG:O	2.35	0.58
1:AA:11:G:C6	1:AA:12:U:C4	2.91	0.58
7:AG:15:ASP:OD2	7:AG:18:PHE:N	2.36	0.58
22:BA:1487:U:C2	22:BA:1503:A:C2	2.91	0.58
22:BA:1624:U:N3	22:BA:1625:C:C5	2.71	0.58
22:BA:2193:G:O2'	22:BA:2194:U:H5'	2.03	0.58
22:BA:2886:A:C2	22:BA:2887:A:H1'	2.39	0.58
26:BE:31:VAL:HG21	26:BE:104:ALA:HB2	1.85	0.58
30:BI:100:LYS:HB3	30:BI:139:VAL:HB	1.84	0.58
1:CA:106:C:O2	1:CA:379:C:H4'	2.03	0.58
1:CA:975:A:N3	1:CA:975:A:H5'	2.18	0.58
5:CE:137:VAL:O	5:CE:138:ARG:HB3	2.03	0.58
22:DA:1774:C:O2	24:DC:11:PRO:HB2	2.03	0.58
22:DA:2031:A:HO2'	22:DA:2454:G:H21	1.51	0.58
32:DK:76:VAL:HG12	37:DP:73:VAL:CG2	2.33	0.58
6:AF:3:HIS:H	6:AF:92:THR:HG23	1.69	0.58
17:AQ:12:VAL:O	17:AQ:13:VAL:HG12	2.04	0.58
22:BA:510:C:P	57:BA:3770:HOH:O	2.59	0.58
22:BA:609:A:H2'	22:BA:610:C:O4'	2.04	0.58
22:BA:1846:G:O6	22:BA:1894:C:N4	2.37	0.58
22:BA:2594:C:N4	57:BA:3787:HOH:O	2.35	0.58
27:BF:122:PHE:HB3	27:BF:163:ASP:CG	2.24	0.58
29:BH:31:VAL:N	29:BH:32:PRO:HD2	2.18	0.58
39:BR:51:VAL:CG2	39:BR:52:PRO:HD2	2.32	0.58
42:BU:97:LYS:O	42:BU:98:SER:CB	2.51	0.58
1:CA:1422:G:C2	1:CA:1423:G:C8	2.91	0.58
5:CE:36:LEU:HD21	5:CE:137:VAL:CG1	2.33	0.58
22:DA:627:A:C6	22:DA:637:A:C8	2.91	0.58
22:DA:1075:C:H2'	22:DA:1076:C:C6	2.37	0.58
22:DA:1288:G:C5	22:DA:1327:A:C2	2.91	0.58
22:DA:2356:U:O3'	44:DW:20:ARG:HD3	2.03	0.58
22:DA:2627:G:N2	22:DA:2777:G:OP2	2.37	0.58
35:DN:2:ARG:HG3	35:DN:3:HIS:N	2.18	0.58

*Continued on next page...*

*Continued from previous page...*

Atom-1	Atom-2	Interatomic distance (Å)	Clash overlap (Å)
45:DX:58:VAL:HG12	45:DX:59:ILE:N	2.18	0.58
1:AA:9:G:C6	1:AA:26:A:N6	2.72	0.58
1:AA:723:U:H5'	1:AA:724:G:OP1	2.04	0.58
1:AA:828:U:O2	2:AB:25:PRO:HG2	2.04	0.58
1:AA:1182:G:H4'	1:AA:1183:U:H5'	1.86	0.58
12:AL:55:VAL:HG21	12:AL:80:ILE:HD11	1.85	0.58
15:AO:61:SER:O	15:AO:65:LYS:HG3	2.04	0.58
22:BA:1198:U:H2'	22:BA:1199:U:H6	1.69	0.58
22:BA:1385:A:N3	22:BA:1386:C:C6	2.72	0.58
22:BA:1985:C:H2'	22:BA:1985:C:O2	2.04	0.58
22:BA:2379:G:H4'	36:BO:21:LEU:HD11	1.84	0.58
24:BC:88:SER:HB2	24:BC:200:HIS:CD2	2.38	0.58
27:BF:5:HIS:O	27:BF:8:TYR:HB3	2.04	0.58
30:BI:97:LYS:HB3	30:BI:139:VAL:CG2	2.33	0.58
33:BL:89:VAL:O	33:BL:94:THR:HG21	2.02	0.58
1:CA:552:U:O2'	12:CL:83:ARG:O	2.20	0.58
1:CA:747:A:C6	1:CA:748:G:C5	2.92	0.58
1:CA:1375:A:C5	1:CA:1376:U:C5	2.91	0.58
2:CB:141:LEU:O	2:CB:145:GLU:N	2.36	0.58
8:CH:55:THR:C	8:CH:57:PRO:HD3	2.23	0.58
22:DA:450:G:H2'	22:DA:451:U:H5''	1.86	0.58
22:DA:563:A:C6	22:DA:2018:G:C4	2.92	0.58
22:DA:752:A:C2	22:DA:1781:U:C6	2.91	0.58
22:DA:2115:G:HO2'	22:DA:2117:A:N6	2.01	0.58
22:DA:2115:G:O2'	22:DA:2117:A:N6	2.36	0.58
22:DA:2131:U:H5'	22:DA:2132:U:H5''	1.86	0.58
39:DR:49:ILE:HG22	39:DR:54:VAL:N	2.18	0.58
1:AA:1157:A:N6	1:AA:1180:A:N7	2.51	0.58
1:AA:1168:U:O2	1:AA:1168:U:H2'	2.03	0.58
1:AA:1306:A:C4	1:AA:1307:U:C6	2.91	0.58
1:AA:1319:A:C8	1:AA:1323:G:C6	2.92	0.58
4:AD:2:ALA:O	4:AD:68:LEU:HD21	2.04	0.58
8:AH:125:ILE:O	8:AH:125:ILE:HG13	2.03	0.58
9:AI:84:THR:HG21	9:AI:103:PHE:CB	2.34	0.58
22:BA:1401:G:H2'	22:BA:1402:U:O5'	2.03	0.58
23:BB:110:C:C4	23:BB:111:U:C5	2.92	0.58
27:BF:40:VAL:HG11	27:BF:50:LEU:HD13	1.86	0.58
30:BI:11:LEU:O	30:BI:24:VAL:HG11	2.02	0.58
37:BP:113:ARG:O	37:BP:114:LEU:HG	2.04	0.58
53:B5:99:GLU:O	53:B5:103:LYS:CB	2.52	0.58
1:CA:268:U:C4	1:CA:269:C:N4	2.72	0.58

*Continued on next page...*

*Continued from previous page...*

Atom-1	Atom-2	Interatomic distance (Å)	Clash overlap (Å)
1:CA:350:G:C6	1:CA:351:G:C6	2.91	0.58
9:CI:120:LYS:CG	9:CI:123:ARG:HB3	2.34	0.58
22:DA:959:A:H2'	22:DA:960:A:C8	2.39	0.58
22:DA:2094:A:OP1	29:DH:22:LYS:HG3	2.03	0.58
22:DA:2262:U:N3	22:DA:2279:G:C2	2.72	0.58
22:DA:2341:G:C6	22:DA:2342:C:N4	2.72	0.58
26:DE:75:SER:HB3	26:DE:78:TRP:CE3	2.39	0.58
47:DZ:52:SER:HA	47:DZ:55:VAL:HG22	1.86	0.58
1:AA:452:A:N7	1:AA:453:G:N9	2.52	0.58
1:AA:685:G:N1	1:AA:686:U:O4	2.36	0.58
10:AJ:7:ARG:HB2	10:AJ:75:ASP:OD1	2.03	0.58
12:AL:76:GLU:O	12:AL:77:HIS:HB2	2.03	0.58
19:AS:15:LEU:HB2	19:AS:33:THR:HG21	1.86	0.58
22:BA:959:A:C6	22:BA:960:A:N1	2.72	0.58
22:BA:996:A:H4'	38:BQ:91:ASP:OD1	2.04	0.58
22:BA:1219:U:H2'	22:BA:1220:G:C8	2.38	0.58
22:BA:1406:U:C2	22:BA:1407:G:C8	2.91	0.58
22:BA:2094:A:OP1	29:BH:22:LYS:CE	2.46	0.58
22:BA:2564:A:C5	22:BA:2565:A:C6	2.92	0.58
22:BA:2824:C:N4	22:BA:2825:G:C5	2.71	0.58
44:BW:37:ILE:HG21	44:BW:80:ILE:HG21	1.85	0.58
45:BX:66:THR:O	45:BX:69:ALA:HB3	2.04	0.58
48:B0:11:SER:O	48:B0:15:MET:HG3	2.03	0.58
1:CA:109:A:C6	1:CA:327:A:C6	2.92	0.58
1:CA:406:G:C2	1:CA:407:U:C5	2.91	0.58
1:CA:435:A:C6	1:CA:436:C:C5	2.92	0.58
1:CA:938:A:O3'	7:CG:95:ARG:NH2	2.36	0.58
2:CB:86:SER:O	2:CB:87:CYS:O	2.22	0.58
5:CE:25:VAL:N	5:CE:28:GLY:O	2.32	0.58
11:CK:17:SER:OG	11:CK:18:ASP:N	2.37	0.58
22:DA:1064:C:N3	22:DA:1074:G:N2	2.51	0.58
22:DA:1805:A:C2	22:DA:1813:G:C2	2.92	0.58
22:DA:2343:U:HO2'	22:DA:2373:G:HO2'	1.50	0.58
24:DC:212:ARG:O	24:DC:215:GLY:N	2.33	0.58
41:DT:29:THR:OG1	41:DT:86:THR:HG22	2.04	0.58
1:AA:951:G:C2	1:AA:952:U:C2	2.92	0.58
1:AA:1452:C:O4'	1:AA:1453:G:C2	2.57	0.58
4:AD:84:GLY:O	4:AD:89:ASN:ND2	2.37	0.58
7:AG:86:GLN:O	7:AG:88:PRO:HD3	2.03	0.58
9:AI:40:GLY:O	9:AI:41:ARG:HB2	2.03	0.58
22:BA:269:C:C2	22:BA:424:G:C2	2.91	0.58

*Continued on next page...*

*Continued from previous page...*

Atom-1	Atom-2	Interatomic distance (Å)	Clash overlap (Å)
22:BA:1508:A:H4'	22:BA:1508:A:OP1	2.04	0.58
22:BA:1536:C:H4'	22:BA:1537:G:H5''	1.86	0.58
22:BA:2187:U:H2'	22:BA:2188:U:O4'	2.03	0.58
22:BA:2191:A:C6	22:BA:2192:U:O4	2.57	0.58
22:BA:2502:G:C5'	22:BA:2503:A:H5''	2.34	0.58
22:BA:2641:G:OP1	31:BJ:76:HIS:NE2	2.33	0.58
31:BJ:117:ALA:HA	31:BJ:120:ARG:NH2	2.18	0.58
36:BO:31:THR:O	36:BO:102:ARG:NH1	2.37	0.58
38:BQ:88:VAL:HG22	39:BR:49:ILE:HG13	1.85	0.58
44:BW:10:THR:O	44:BW:11:ARG:HB2	2.03	0.58
1:CA:211:G:O2'	1:CA:212:G:H4'	2.04	0.58
1:CA:1358:U:C5	1:CA:1359:C:N3	2.72	0.58
4:CD:173:VAL:O	4:CD:174:ASP:HB3	2.04	0.58
22:DA:583:G:N7	57:DA:3280:HOH:O	2.32	0.58
22:DA:1441:G:H2'	22:DA:1442:U:C6	2.39	0.58
22:DA:1563:U:H2'	22:DA:1564:C:H6	1.68	0.58
22:DA:2185:U:H2'	22:DA:2186:G:C8	2.38	0.58
22:DA:2392:A:OP2	51:D3:31:HIS:CE1	2.57	0.58
22:DA:2575:C:H2'	22:DA:2578:G:O6	2.03	0.58
22:DA:2634:A:O2'	25:DD:79:LEU:HD12	2.02	0.58
46:DY:6:LEU:O	46:DY:60:LYS:NZ	2.37	0.58
46:DY:56:LEU:O	46:DY:57:LEU:CB	2.51	0.58
1:AA:155:A:C2	1:AA:167:A:C2	2.92	0.57
1:AA:826:C:H5'	8:AH:13:ARG:NH1	2.18	0.57
1:AA:1429:A:C2	1:AA:1430:A:C8	2.92	0.57
2:AB:94:HIS:CE1	2:AB:146:ASN:HB2	2.39	0.57
6:AF:51:ILE:HD12	6:AF:86:ARG:NH1	2.18	0.57
8:AH:64:LYS:HB2	8:AH:71:VAL:HG21	1.85	0.57
22:BA:1180:U:H2'	22:BA:1181:U:H5'	1.86	0.57
22:BA:1342:A:C8	22:BA:1397:U:O2	2.57	0.57
22:BA:1838:C:C2	22:BA:1898:U:C4	2.91	0.57
22:BA:2293:G:H2'	22:BA:2294:G:O4'	2.04	0.57
22:BA:2318:G:C6	22:BA:2319:G:C6	2.92	0.57
39:BR:79:ARG:O	39:BR:80:ARG:HB3	2.04	0.57
53:B5:50:ILE:HG22	53:B5:51:ASP:N	2.18	0.57
1:CA:552:U:N3	1:CA:553:A:N7	2.51	0.57
1:CA:1386:G:O2'	1:CA:1387:G:H5'	2.03	0.57
2:CB:206:ALA:O	2:CB:209:ALA:N	2.37	0.57
5:CE:150:PRO:O	5:CE:153:VAL:HG22	2.04	0.57
22:DA:1581:G:C5	22:DA:1582:C:N4	2.72	0.57
22:DA:2054:A:C2	22:DA:2616:C:N3	2.72	0.57

*Continued on next page...*

*Continued from previous page...*

Atom-1	Atom-2	Interatomic distance (Å)	Clash overlap (Å)
22:DA:2118:U:O4	22:DA:2149:U:H1'	2.03	0.57
22:DA:2347:C:O2'	49:D1:39:PHE:HB3	2.04	0.57
22:DA:2615:U:C2	48:D0:4:GLN:HA	2.38	0.57
33:DL:29:LYS:C	33:DL:30:THR:HG1	2.03	0.57
42:DU:22:ARG:CZ	42:DU:73:PHE:CE2	2.87	0.57
45:DX:33:LEU:HD23	45:DX:50:ARG:CZ	2.34	0.57
1:AA:71:A:O2'	1:AA:72:A:P	2.62	0.57
1:AA:1538:C:C2'	1:AA:1539:C:H5'	2.35	0.57
13:AM:25:VAL:HG12	13:AM:29:ARG:HB3	1.86	0.57
19:AS:5:LEU:HD23	19:AS:9:PRO:HA	1.85	0.57
22:BA:1061:U:O2'	22:BA:1062:G:C5'	2.52	0.57
22:BA:1079:C:C5	22:BA:1088:A:C2	2.92	0.57
22:BA:1668:A:H4'	22:BA:1669:A:O5'	2.04	0.57
22:BA:1911:U:H2'	22:BA:1918:A:C2	2.39	0.57
22:BA:2474:U:H5''	22:BA:2475:C:OP2	2.03	0.57
41:BT:67:VAL:HG23	41:BT:76:ARG:HG3	1.86	0.57
46:BY:17:GLU:HG3	46:BY:18:LEU:N	2.18	0.57
1:CA:158:G:C5	1:CA:164:G:C6	2.93	0.57
1:CA:676:A:H2'	1:CA:677:U:C6	2.40	0.57
1:CA:972:C:H4'	10:CJ:59:LYS:HG2	1.85	0.57
1:CA:1311:A:C2	1:CA:1327:C:N3	2.72	0.57
1:CA:1540:U:O3'	21:CU:18:ARG:NE	2.37	0.57
6:CF:39:LEU:HD12	6:CF:40:GLU:N	2.19	0.57
19:CS:80:TYR:O	19:CS:81:ARG:CB	2.52	0.57
22:DA:615:U:C4	26:DE:35:TYR:CE1	2.92	0.57
29:DH:108:VAL:O	29:DH:110:VAL:N	2.36	0.57
33:DL:93:ASN:O	33:DL:95:LEU:N	2.33	0.57
33:DL:93:ASN:OD1	33:DL:94:THR:N	2.37	0.57
37:DP:91:ALA:HB2	37:DP:113:ARG:HA	1.85	0.57
1:AA:983:A:N3	1:AA:983:A:C2'	2.67	0.57
22:BA:1107:G:C5	22:BA:1108:U:C5	2.93	0.57
22:BA:2444:G:OP2	26:BE:63:LYS:HD2	2.04	0.57
22:BA:2585:U:HO2'	22:BA:2586:U:C5'	2.17	0.57
22:BA:2808:G:C2	22:BA:2891:U:C6	2.92	0.57
53:B5:35:THR:O	53:B5:35:THR:OG1	2.21	0.57
1:CA:519:C:H2'	1:CA:520:A:O4'	2.04	0.57
1:CA:570:G:C2	1:CA:571:U:C4	2.93	0.57
1:CA:1147:C:O2'	9:CI:18:ARG:NH1	2.37	0.57
1:CA:1255:G:C6	1:CA:1279:G:C8	2.93	0.57
5:CE:98:PRO:O	5:CE:99:ALA:HB3	2.04	0.57
9:CI:95:ARG:O	9:CI:99:ARG:N	2.35	0.57

*Continued on next page...*

*Continued from previous page...*

Atom-1	Atom-2	Interatomic distance (Å)	Clash overlap (Å)
22:DA:616:A:H4'	26:DE:101:TYR:CZ	2.40	0.57
22:DA:728:G:C2	22:DA:730:A:C4	2.92	0.57
22:DA:1083:U:O2	22:DA:1086:A:N1	2.37	0.57
22:DA:1203:U:H1'	33:DL:4:ASN:HB3	1.85	0.57
22:DA:1607:C:N4	22:DA:1622:G:N7	2.53	0.57
22:DA:2128:G:N3	22:DA:2173:A:O2'	2.37	0.57
22:DA:2146:C:H5''	22:DA:2147:A:OP1	2.04	0.57
46:DY:9:LYS:N	46:DY:12:GLU:HG3	2.19	0.57
49:D1:26:ASN:OD1	49:D1:29:THR:OG1	2.19	0.57
1:AA:452:A:C8	1:AA:453:G:C8	2.93	0.57
1:AA:598:U:H4'	8:AH:86:TYR:CD1	2.39	0.57
5:AE:94:VAL:HG21	5:AE:111:MET:SD	2.45	0.57
11:AK:21:ALA:HB2	11:AK:34:ILE:HD13	1.87	0.57
22:BA:528:A:H2	22:BA:2043:C:H5'	1.70	0.57
22:BA:1338:G:O2'	22:BA:1339:G:H5'	2.05	0.57
22:BA:1341:G:C5	41:BT:84:TYR:CE1	2.92	0.57
39:BR:25:LEU:H	39:BR:94:THR:HG23	1.68	0.57
48:B0:17:ARG:O	48:B0:19:HIS:N	2.38	0.57
1:CA:786:G:C2	1:CA:797:C:O2	2.57	0.57
5:CE:77:ASN:HB2	5:CE:82:GLN:HG2	1.85	0.57
16:CP:44:SER:O	16:CP:46:LYS:HG3	2.04	0.57
17:CQ:46:VAL:HG21	17:CQ:61:ILE:HD11	1.86	0.57
17:CQ:47:HIS:HB2	17:CQ:67:LEU:HD13	1.86	0.57
22:DA:669:G:N2	22:DA:670:A:C2	2.72	0.57
22:DA:2074:U:H2'	22:DA:2075:U:C6	2.39	0.57
23:DB:84:G:C2	23:DB:93:C:C2	2.93	0.57
28:DG:89:LEU:HD12	28:DG:162:VAL:HG22	1.86	0.57
36:DO:50:ALA:O	36:DO:81:ARG:NH2	2.37	0.57
37:DP:39:ARG:HG3	37:DP:40:LEU:H	1.70	0.57
46:DY:27:ASN:HA	46:DY:30:MET:HB2	1.86	0.57
1:AA:601:G:H2'	1:AA:602:A:C8	2.40	0.57
6:AF:39:LEU:O	6:AF:40:GLU:HG3	2.04	0.57
10:AJ:52:LEU:HD21	10:AJ:59:LYS:HA	1.87	0.57
22:BA:555:G:O2'	22:BA:556:A:OP2	2.21	0.57
22:BA:1028:A:N6	22:BA:1125:G:H2'	2.19	0.57
22:BA:1178:C:H2'	22:BA:1179:G:N7	2.20	0.57
22:BA:2826:A:C5	22:BA:2827:C:C5	2.92	0.57
24:BC:34:LEU:HA	24:BC:62:TYR:O	2.03	0.57
40:BS:84:ARG:HB2	40:BS:96:ILE:HG13	1.85	0.57
1:CA:127:G:C2	1:CA:128:G:C8	2.93	0.57
1:CA:675:A:OP1	18:CR:74:HIS:NE2	2.37	0.57

*Continued on next page...*

*Continued from previous page...*

Atom-1	Atom-2	Interatomic distance (Å)	Clash overlap (Å)
1:CA:1140:C:O2'	1:CA:1141:C:O5'	2.22	0.57
1:CA:1431:A:C6	1:CA:1432:G:C6	2.93	0.57
5:CE:76:LEU:HD23	5:CE:120:VAL:HG13	1.86	0.57
12:CL:21:VAL:N	12:CL:22:PRO:HD3	2.19	0.57
14:CN:31:ILE:O	14:CN:33:ASP:N	2.36	0.57
22:DA:155:A:H2'	22:DA:156:A:C8	2.40	0.57
22:DA:223:A:H2'	22:DA:408:G:N3	2.20	0.57
22:DA:301:G:N3	22:DA:302:C:C2	2.72	0.57
22:DA:1494:A:H2'	22:DA:1495:A:C8	2.40	0.57
22:DA:1805:A:N3	22:DA:1813:G:C2	2.73	0.57
22:DA:2111:U:C5	22:DA:2145:C:H2'	2.40	0.57
22:DA:2550:G:C5	22:DA:2551:C:C5	2.92	0.57
25:DD:170:VAL:HG23	25:DD:194:PRO:HB3	1.86	0.57
29:DH:62:LEU:HD13	29:DH:62:LEU:C	2.25	0.57
40:DS:59:GLU:HA	40:DS:64:ALA:HA	1.85	0.57
1:AA:8:A:N6	4:AD:202:GLU:O	2.36	0.57
1:AA:15:G:C4	1:AA:16:A:C8	2.92	0.57
1:AA:1251:A:N3	1:AA:1369:C:O2'	2.35	0.57
10:AJ:52:LEU:HB3	14:AN:81:ARG:HE	1.69	0.57
22:BA:15:G:C6	22:BA:16:C:C5	2.93	0.57
22:BA:581:C:H2'	22:BA:582:A:C8	2.39	0.57
22:BA:668:A:H2'	22:BA:669:G:OP1	2.04	0.57
22:BA:2443:C:O2'	22:BA:2444:G:H5'	2.04	0.57
25:BD:103:ASP:O	25:BD:105:LYS:N	2.33	0.57
27:BF:2:ALA:O	27:BF:3:LYS:C	2.43	0.57
1:CA:790:A:C6	1:CA:791:G:C6	2.92	0.57
1:CA:1082:A:C6	1:CA:1083:U:N3	2.73	0.57
22:DA:528:A:C2	22:DA:2043:C:H4'	2.39	0.57
22:DA:627:A:OP1	33:DL:78:ARG:NH1	2.37	0.57
22:DA:1141:U:H4'	22:DA:1142:A:O4'	2.04	0.57
22:DA:1693:U:OP2	22:DA:1694:C:N4	2.34	0.57
22:DA:2852:G:H2'	22:DA:2853:C:O4'	2.04	0.57
32:DK:63:VAL:HG23	32:DK:64:ARG:HG3	1.86	0.57
4:AD:151:LYS:HB2	4:AD:156:LYS:HE3	1.86	0.57
10:AJ:33:GLY:O	10:AJ:34:ALA:CB	2.52	0.57
19:AS:29:LYS:CB	19:AS:30:PRO:HD2	2.34	0.57
22:BA:198:C:OP2	57:BA:3761:HOH:O	2.18	0.57
22:BA:1967:C:H2'	22:BA:1968:G:H5'	1.86	0.57
22:BA:2191:A:N1	22:BA:2192:U:N3	2.52	0.57
22:BA:2551:C:OP1	57:BA:3431:HOH:O	2.18	0.57
22:BA:2771:C:H2'	22:BA:2772:C:C6	2.40	0.57

*Continued on next page...*



*Continued from previous page...*

Atom-1	Atom-2	Interatomic distance (Å)	Clash overlap (Å)
39:BR:16:GLU:OE1	39:BR:100:GLY:HA2	2.05	0.57
1:CA:109:A:C4	1:CA:327:A:C2	2.93	0.57
1:CA:1071:C:H2'	1:CA:1072:G:C8	2.39	0.57
1:CA:1072:G:C6	1:CA:1073:U:C4	2.93	0.57
1:CA:1211:U:O2'	1:CA:1212:U:OP2	2.22	0.57
6:CF:97:THR:O	6:CF:98:GLU:HB3	2.03	0.57
11:CK:126:LYS:O	11:CK:127:ARG:HB2	2.05	0.57
22:DA:609:A:H2'	22:DA:610:C:O4'	2.03	0.57
22:DA:749:A:C6	22:DA:750:A:N7	2.73	0.57
22:DA:2138:G:N2	22:DA:2154:A:H1'	2.20	0.57
24:DC:16:VAL:HG22	24:DC:206:GLY:HA3	1.85	0.57
29:DH:117:LEU:HB3	29:DH:120:GLY:O	2.05	0.57
39:DR:101:ILE:O	39:DR:103:ALA:N	2.38	0.57
1:AA:258:G:N2	1:AA:259:G:H1'	2.19	0.57
1:AA:328:C:O2	1:AA:328:C:C2'	2.53	0.57
1:AA:990:C:C4	1:AA:991:U:O4	2.57	0.57
1:AA:1501:C:C4	1:AA:1504:G:C5	2.93	0.57
6:AF:68:GLN:HA	6:AF:71:ILE:CG2	2.35	0.57
11:AK:97:ILE:HG13	11:AK:98:ARG:N	2.18	0.57
13:AM:11:ASP:CG	13:AM:12:HIS:N	2.58	0.57
22:BA:1606:C:H4'	22:BA:1607:C:C5'	2.35	0.57
22:BA:2435:A:C2'	22:BA:2436:G:O5'	2.53	0.57
22:BA:2647:U:O2'	22:BA:2648:G:H5'	2.05	0.57
22:BA:2896:C:N3	22:BA:2897:U:C5	2.73	0.57
25:BD:101:PHE:CE2	25:BD:203:VAL:HG12	2.39	0.57
29:BH:95:GLY:HA2	29:BH:117:LEU:HD22	1.87	0.57
29:BH:132:PHE:CE2	29:BH:142:VAL:HG21	2.40	0.57
31:BJ:81:ILE:HG23	31:BJ:82:GLY:H	1.70	0.57
37:BP:31:TRP:CE2	37:BP:40:LEU:HD11	2.40	0.57
1:CA:756:C:C2	1:CA:757:U:C6	2.93	0.57
1:CA:1124:G:N2	1:CA:1127:G:C2	2.73	0.57
1:CA:1392:G:O2'	1:CA:1393:U:H5'	2.05	0.57
1:CA:1408:A:N1	1:CA:1494:G:C6	2.73	0.57
2:CB:24:ASN:O	2:CB:26:LYS:N	2.37	0.57
7:CG:31:MET:SD	7:CG:36:LYS:HD3	2.45	0.57
8:CH:59:LEU:HD12	8:CH:60:GLU:N	2.20	0.57
22:DA:270:A:C2	22:DA:369:U:H4'	2.38	0.57
22:DA:526:A:N6	22:DA:2626:C:H4'	2.20	0.57
22:DA:948:C:O2	22:DA:984:A:O2'	2.22	0.57
22:DA:2032:G:N3	25:DD:150:GLN:HG2	2.20	0.57
22:DA:2812:G:N2	22:DA:2889:C:C2	2.72	0.57

*Continued on next page...*

*Continued from previous page...*

Atom-1	Atom-2	Interatomic distance (Å)	Clash overlap (Å)
26:DE:128:ALA:O	26:DE:130:LYS:N	2.38	0.57
45:DX:17:ASN:CB	45:DX:25:THR:HB	2.35	0.57
1:AA:1145:A:HO2'	1:AA:1146:A:P	2.28	0.57
2:AB:184:PHE:CE1	2:AB:198:PHE:CD2	2.92	0.57
3:AC:6:HIS:HB3	14:AN:89:MET:HG3	1.87	0.57
5:AE:109:GLY:O	5:AE:110:ALA:HB3	2.05	0.57
22:BA:1341:G:C4	41:BT:84:TYR:CE1	2.93	0.57
22:BA:2888:C:O2	22:BA:2888:C:H2'	2.04	0.57
23:BB:109:A:C4	23:BB:110:C:C6	2.93	0.57
27:BF:173:PHE:O	27:BF:174:ASP:HB3	2.04	0.57
29:BH:117:LEU:HD21	29:BH:121:VAL:CA	2.35	0.57
32:BK:70:ARG:NH1	32:BK:74:GLY:O	2.38	0.57
38:BQ:9:ILE:O	38:BQ:13:ARG:HG3	2.05	0.57
1:CA:258:G:C2	1:CA:269:C:O2	2.58	0.57
1:CA:358:U:H2'	1:CA:359:G:C8	2.40	0.57
1:CA:972:C:H4'	10:CJ:59:LYS:CG	2.35	0.57
1:CA:1370:G:O5'	9:CI:111:VAL:HG21	2.05	0.57
1:CA:1403:C:H2'	1:CA:1404:C:C6	2.40	0.57
1:CA:1450:U:O2'	1:CA:1451:U:H2'	2.05	0.57
5:CE:82:GLN:OE1	5:CE:150:PRO:HD3	2.04	0.57
9:CI:47:VAL:O	9:CI:80:ARG:HG2	2.05	0.57
11:CK:88:GLY:N	11:CK:114:THR:HG22	2.20	0.57
11:CK:125:LYS:HG2	21:CU:35:ARG:NE	2.20	0.57
12:CL:38:TYR:N	12:CL:52:VAL:O	2.37	0.57
22:DA:377:G:C6	22:DA:378:C:C4	2.93	0.57
22:DA:404:A:C6	22:DA:406:G:C2	2.93	0.57
22:DA:681:G:C4	22:DA:682:G:C8	2.93	0.57
22:DA:764:A:N3	22:DA:781:A:C6	2.72	0.57
22:DA:1082:U:OP1	30:DI:124:ALA:CB	2.53	0.57
22:DA:1179:G:C6	22:DA:1180:U:H1'	2.40	0.57
22:DA:1668:A:O4'	22:DA:1669:A:N1	2.36	0.57
22:DA:1984:G:C6	22:DA:1985:C:C4	2.93	0.57
22:DA:2372:U:H2'	22:DA:2373:G:C8	2.40	0.57
22:DA:2574:G:N1	22:DA:2575:C:C2	2.72	0.57
24:DC:30:PHE:CE2	24:DC:32:PRO:HG2	2.40	0.57
24:DC:204:VAL:O	24:DC:206:GLY:N	2.38	0.57
35:DN:28:LEU:O	35:DN:32:GLU:HA	2.04	0.57
37:DP:55:LEU:HA	37:DP:77:HIS:CD2	2.39	0.57
44:DW:24:LYS:N	44:DW:37:ILE:O	2.37	0.57
48:D0:55:ILE:O	48:D0:56:ALA:HB3	2.04	0.57
1:AA:63:C:O2	1:AA:105:G:C2	2.57	0.57

*Continued on next page...*

*Continued from previous page...*

Atom-1	Atom-2	Interatomic distance (Å)	Clash overlap (Å)
1:AA:371:A:C2	1:AA:372:C:C5	2.92	0.57
1:AA:557:G:H2'	1:AA:558:G:C8	2.40	0.57
1:AA:681:A:C2	1:AA:710:G:C2	2.93	0.57
1:AA:1228:C:H2'	1:AA:1229:A:C8	2.40	0.57
9:AI:23:PRO:HA	9:AI:61:LEU:HA	1.86	0.57
22:BA:729:G:H2'	22:BA:1775:U:H1'	1.87	0.57
22:BA:1883:U:O4	22:BA:1884:G:N1	2.38	0.57
22:BA:2531:A:C6	22:BA:2532:G:C5	2.93	0.57
33:BL:68:SER:HB3	33:BL:71:ALA:HB2	1.87	0.57
38:BQ:68:ALA:HB1	38:BQ:106:PHE:CE1	2.40	0.57
1:CA:728:A:C8	15:CO:54:ARG:NH1	2.73	0.57
1:CA:913:A:H4'	1:CA:914:A:OP1	2.05	0.57
1:CA:1007:U:H2'	1:CA:1008:U:H5''	1.87	0.57
1:CA:1380:U:C5	7:CG:3:ARG:HA	2.39	0.57
12:CL:83:ARG:N	12:CL:96:HIS:O	2.37	0.57
22:DA:945:A:C8	22:DA:2448:A:C2	2.93	0.57
22:DA:1231:U:H2'	22:DA:1232:G:C8	2.40	0.57
22:DA:2031:A:C6	22:DA:2498:C:H1'	2.39	0.57
22:DA:2131:U:C4'	22:DA:2133:G:H1'	2.34	0.57
22:DA:2261:C:C6	44:DW:16:SER:HB3	2.39	0.57
22:DA:2874:C:H2'	22:DA:2875:C:C6	2.40	0.57
26:DE:192:ALA:O	26:DE:196:VAL:HB	2.05	0.57
33:DL:64:PHE:CE1	51:D3:47:LYS:NZ	2.73	0.57
42:DU:4:LYS:NZ	57:DU:201:HOH:O	2.37	0.57
46:DY:1:MET:SD	46:DY:52:ARG:NH1	2.78	0.57
1:AA:1338:G:H2'	1:AA:1339:A:C8	2.40	0.56
4:AD:29:ASP:C	4:AD:30:THR:O	2.41	0.56
22:BA:868:U:C4	22:BA:869:G:N7	2.73	0.56
22:BA:1794:A:C2	22:BA:1795:C:C4	2.92	0.56
22:BA:1842:G:C4	22:BA:1901:A:C2	2.93	0.56
23:BB:116:G:H4'	36:BO:54:VAL:HG13	1.87	0.56
29:BH:117:LEU:CD2	29:BH:121:VAL:H	2.08	0.56
45:BX:74:ARG:NH2	45:BX:76:GLU:CG	2.68	0.56
1:CA:435:A:C2'	1:CA:436:C:O5'	2.53	0.56
4:CD:145:ILE:CG2	4:CD:150:LYS:HA	2.35	0.56
22:DA:2333:A:N7	22:DA:2335:A:C2	2.73	0.56
22:DA:2836:U:H2'	22:DA:2837:A:C8	2.40	0.56
23:DB:52:A:C5	36:DO:33:ARG:NH2	2.73	0.56
27:DF:111:ILE:HB	27:DF:114:PHE:HB2	1.87	0.56
42:DU:47:LYS:CG	42:DU:48:PRO:HD2	2.34	0.56
50:D2:11:LYS:O	50:D2:15:SER:N	2.37	0.56

*Continued on next page...*

*Continued from previous page...*

Atom-1	Atom-2	Interatomic distance (Å)	Clash overlap (Å)
1:AA:468:A:C2	1:AA:469:C:C4	2.93	0.56
1:AA:942:G:H2'	1:AA:942:G:N3	2.20	0.56
1:AA:1060:U:H4'	10:AJ:53:ILE:CG2	2.35	0.56
1:AA:1123:U:H4'	10:AJ:39:PRO:HD2	1.86	0.56
2:AB:147:SER:O	2:AB:148:LEU:HB2	2.05	0.56
22:BA:1073:A:C3'	22:BA:1074:G:C5'	2.83	0.56
22:BA:1607:C:N4	22:BA:1622:G:N7	2.52	0.56
22:BA:2243:U:O2'	22:BA:2244:U:H5'	2.05	0.56
22:BA:2555:U:C5	22:BA:2556:C:C2	2.93	0.56
27:BF:52:ASN:O	27:BF:55:ALA:N	2.38	0.56
27:BF:107:ALA:O	27:BF:110:ARG:N	2.39	0.56
49:B1:17:THR:HG21	49:B1:42:VAL:HB	1.87	0.56
1:CA:64:G:C8	1:CA:99:C:N4	2.72	0.56
1:CA:1080:A:OP1	5:CE:52:LYS:HE3	2.05	0.56
1:CA:1491:G:C5	1:CA:1492:A:C5	2.93	0.56
4:CD:99:ASP:OD1	4:CD:100:ASN:N	2.38	0.56
6:CF:86:ARG:CG	6:CF:86:ARG:HH11	2.19	0.56
8:CH:96:MET:HB2	8:CH:99:LEU:O	2.05	0.56
17:CQ:50:ASN:O	17:CQ:52:GLU:N	2.38	0.56
21:CU:12:PHE:O	21:CU:13:ASP:HB2	2.04	0.56
22:DA:197:A:H62	22:DA:2430:A:H2'	1.70	0.56
22:DA:478:A:C6	22:DA:480:A:C6	2.93	0.56
22:DA:2163:A:OP1	22:DA:2171:A:C8	2.58	0.56
22:DA:2294:G:OP2	36:DO:94:ARG:NH1	2.38	0.56
1:AA:69:G:H2'	1:AA:69:G:N3	2.21	0.56
1:AA:237:G:OP1	17:AQ:42:THR:OG1	2.23	0.56
1:AA:375:U:C4	1:AA:376:G:N7	2.73	0.56
1:AA:464:U:N3	1:AA:466:A:H5''	2.21	0.56
1:AA:481:G:HO2'	1:AA:483:C:N4	2.02	0.56
1:AA:657:U:O2	15:AO:22:THR:HG23	2.06	0.56
1:AA:877:G:H21	8:AH:2:SER:N	2.02	0.56
1:AA:895:G:C5	1:AA:896:C:C4	2.94	0.56
1:AA:914:A:N3	1:AA:915:A:C8	2.73	0.56
1:AA:1277:C:HO2'	1:AA:1279:G:H8	1.53	0.56
2:AB:115:LYS:O	2:AB:117:LEU:N	2.38	0.56
7:AG:47:LEU:O	7:AG:51:ALA:HB2	2.05	0.56
13:AM:29:ARG:NH2	13:AM:63:PHE:HB2	2.19	0.56
22:BA:15:G:C6	22:BA:16:C:C4	2.93	0.56
22:BA:223:A:C6	22:BA:422:A:C5	2.93	0.56
22:BA:1300:G:C4	22:BA:1626:A:C2	2.93	0.56
22:BA:1360:G:O6	22:BA:1372:U:C2	2.58	0.56

*Continued on next page...*

*Continued from previous page...*

Atom-1	Atom-2	Interatomic distance (Å)	Clash overlap (Å)
22:BA:1492:G:O6	22:BA:1499:C:N4	2.39	0.56
22:BA:2245:U:O2'	22:BA:2436:G:OP2	2.17	0.56
22:BA:2256:G:H2'	22:BA:2257:U:O5'	2.05	0.56
22:BA:2600:A:H2'	22:BA:2601:C:H6	1.69	0.56
22:BA:2824:C:N4	22:BA:2825:G:N7	2.52	0.56
22:BA:2825:G:H2'	22:BA:2826:A:H5'	1.87	0.56
35:BN:32:GLU:HA	35:BN:115:LEU:HD12	1.87	0.56
1:CA:718:A:H5'	11:CK:119:ASN:ND2	2.21	0.56
1:CA:1416:G:N2	1:CA:1485:U:H1'	2.20	0.56
3:CC:57:ILE:HG13	3:CC:66:VAL:HG22	1.85	0.56
3:CC:63:SER:OG	3:CC:64:ILE:N	2.37	0.56
6:CF:14:GLN:C	6:CF:16:GLU:H	2.07	0.56
9:CI:84:THR:HG21	9:CI:103:PHE:CB	2.34	0.56
10:CJ:77:VAL:O	10:CJ:79:PRO:HD3	2.05	0.56
12:CL:86:ARG:CZ	12:CL:88:LYS:HB3	2.35	0.56
17:CQ:52:GLU:HG2	17:CQ:53:CYS:SG	2.45	0.56
22:DA:82:U:C2	22:DA:83:A:N7	2.73	0.56
22:DA:201:C:C5	22:DA:202:U:C5	2.94	0.56
22:DA:265:A:H4'	22:DA:266:G:OP1	2.05	0.56
22:DA:447:A:H4'	22:DA:449:A:N7	2.20	0.56
22:DA:529:A:C6	22:DA:2023:C:C2	2.93	0.56
22:DA:575:A:C2	22:DA:576:U:C6	2.93	0.56
22:DA:579:G:N2	22:DA:1262:A:C4	2.74	0.56
22:DA:864:G:C6	22:DA:865:C:N4	2.73	0.56
22:DA:1225:G:C6	22:DA:1226:A:N6	2.73	0.56
22:DA:1838:C:C5	22:DA:1899:A:C5	2.93	0.56
22:DA:2209:G:N2	22:DA:2216:G:N3	2.53	0.56
22:DA:2325:G:C6	22:DA:2326:C:N4	2.73	0.56
22:DA:2345:G:C6	22:DA:2347:C:N4	2.73	0.56
22:DA:2371:G:C6	22:DA:2372:U:C5	2.93	0.56
29:DH:21:VAL:HG22	29:DH:22:LYS:N	2.19	0.56
33:DL:29:LYS:HG3	33:DL:30:THR:HG23	1.86	0.56
35:DN:90:ARG:NH1	35:DN:116:VAL:HG11	2.20	0.56
42:DU:12:ILE:HG13	42:DU:21:LYS:O	2.05	0.56
1:AA:588:G:C5	1:AA:589:U:C4	2.94	0.56
1:AA:1277:C:H2'	1:AA:1279:G:H8	1.70	0.56
7:AG:42:ILE:HD13	7:AG:116:MET:HB3	1.87	0.56
17:AQ:67:LEU:N	17:AQ:67:LEU:HD12	2.21	0.56
19:AS:3:ARG:NH2	19:AS:68:GLY:O	2.39	0.56
22:BA:65:U:O2'	22:BA:66:C:H5'	2.05	0.56
22:BA:1095:A:H2'	22:BA:1096:A:C8	2.40	0.56

*Continued on next page...*

*Continued from previous page...*

Atom-1	Atom-2	Interatomic distance (Å)	Clash overlap (Å)
22:BA:1098:A:H5'	22:BA:1099:G:OP2	2.05	0.56
22:BA:1251:C:OP2	38:BQ:6:ARG:HD2	2.05	0.56
22:BA:1317:G:C2	22:BA:1336:A:C2	2.94	0.56
22:BA:1326:U:C2	22:BA:1648:U:O2'	2.58	0.56
22:BA:2198:A:C2	29:BH:29:PHE:HB2	2.41	0.56
41:BT:28:ASN:ND2	41:BT:91:GLN:OE1	2.39	0.56
45:BX:2:SER:O	45:BX:4:VAL:HG23	2.06	0.56
1:CA:32:A:H2'	1:CA:32:A:N3	2.20	0.56
1:CA:216:U:H4'	1:CA:464:U:H4'	1.86	0.56
1:CA:755:G:C2	1:CA:756:C:C5	2.93	0.56
1:CA:853:C:H2'	1:CA:854:U:O4'	2.05	0.56
1:CA:888:G:H4'	1:CA:1488:G:O2'	2.04	0.56
1:CA:1074:G:H4'	2:CB:102:THR:O	2.06	0.56
1:CA:1255:G:N1	1:CA:1279:G:C8	2.73	0.56
1:CA:1296:C:H4'	1:CA:1302:C:N4	2.21	0.56
1:CA:1441:A:C8	1:CA:1442:G:C8	2.94	0.56
22:DA:1827:U:H2'	22:DA:1828:G:O4'	2.06	0.56
22:DA:2142:A:C2	22:DA:2150:C:N3	2.74	0.56
22:DA:2473:U:O2	22:DA:2473:U:H2'	2.05	0.56
26:DE:76:PRO:HA	26:DE:82:GLY:HA2	1.88	0.56
38:DQ:47:TYR:CZ	38:DQ:51:ARG:NH2	2.73	0.56
38:DQ:58:ARG:HA	38:DQ:61:TRP:CE3	2.40	0.56
39:DR:8:GLY:O	39:DR:10:LYS:NZ	2.34	0.56
46:DY:18:LEU:O	46:DY:22:LEU:HB3	2.05	0.56
1:AA:17:U:H2'	1:AA:18:C:C6	2.41	0.56
1:AA:206:C:H2'	1:AA:207:C:O4'	2.06	0.56
1:AA:269:C:H2'	1:AA:270:A:C8	2.41	0.56
1:AA:340:U:H2'	1:AA:341:C:C6	2.41	0.56
1:AA:775:G:O2'	1:AA:776:G:H5'	2.06	0.56
1:AA:1055:A:C6	1:AA:1206:G:C5	2.93	0.56
1:AA:1335:U:H5''	1:AA:1336:C:H5'	1.87	0.56
2:AB:75:ALA:O	2:AB:76:ALA:HB2	2.05	0.56
2:AB:164:ILE:O	2:AB:186:ILE:HG12	2.06	0.56
3:AC:153:VAL:HG12	3:AC:198:VAL:HG22	1.86	0.56
4:AD:58:LYS:HG2	4:AD:203:LEU:HD23	1.88	0.56
8:AH:59:LEU:HD13	8:AH:60:GLU:N	2.21	0.56
13:AM:80:LEU:HD22	13:AM:87:ARG:HB2	1.87	0.56
22:BA:500:G:N2	22:BA:502:A:C3'	2.69	0.56
22:BA:528:A:H3'	22:BA:528:A:H8	1.69	0.56
22:BA:591:U:H1'	51:B3:2:PRO:N	2.19	0.56
22:BA:1842:G:C2	22:BA:1901:A:C2	2.93	0.56

*Continued on next page...*

*Continued from previous page...*

Atom-1	Atom-2	Interatomic distance (Å)	Clash overlap (Å)
22:BA:2825:G:C2'	22:BA:2826:A:H5'	2.35	0.56
45:BX:18:ARG:CZ	45:BX:24:ALA:HB2	2.36	0.56
1:CA:1004:A:C2	1:CA:1026:G:N3	2.74	0.56
5:CE:149:SER:O	5:CE:153:VAL:HG13	2.05	0.56
21:CU:36:GLU:OE1	21:CU:36:GLU:HA	2.05	0.56
22:DA:78:U:OP2	46:DY:2:LYS:CD	2.53	0.56
22:DA:309:A:H5'	42:DU:17:LYS:HG2	1.86	0.56
22:DA:995:C:OP2	38:DQ:53:ARG:NH1	2.39	0.56
22:DA:2415:G:C5	22:DA:2416:C:C4	2.94	0.56
30:DI:69:PHE:N	30:DI:69:PHE:HD1	2.03	0.56
31:DJ:30:THR:HG22	31:DJ:31:GLU:N	2.20	0.56
34:DM:36:VAL:HG22	34:DM:129:THR:HB	1.86	0.56
1:AA:568:G:N3	1:AA:569:C:C5	2.73	0.56
1:AA:772:U:H2'	1:AA:773:G:O5'	2.05	0.56
3:AC:32:ASN:O	3:AC:35:SER:N	2.38	0.56
4:AD:46:PRO:O	4:AD:48:LEU:N	2.39	0.56
8:AH:32:LEU:O	8:AH:33:LYS:C	2.43	0.56
16:AP:71:VAL:O	16:AP:75:ILE:HG13	2.05	0.56
20:AT:35:VAL:HG22	20:AT:50:ALA:HB3	1.87	0.56
22:BA:994:C:O2	39:BR:10:LYS:HE3	2.06	0.56
22:BA:1014:A:H2'	22:BA:1015:U:C6	2.41	0.56
22:BA:1171:G:C2	22:BA:1172:C:C2	2.93	0.56
22:BA:1941:C:O2	22:BA:1941:C:H2'	2.06	0.56
22:BA:2077:A:C2'	22:BA:2078:C:H5'	2.35	0.56
22:BA:2500:U:H5''	22:BA:2501:C:OP2	2.05	0.56
22:BA:2532:G:C5	22:BA:2533:U:C5	2.94	0.56
26:BE:189:THR:HG22	26:BE:191:ASP:N	2.21	0.56
30:BI:105:GLN:O	30:BI:106:LEU:HB2	2.05	0.56
30:BI:122:ILE:HG23	30:BI:125:MET:SD	2.46	0.56
53:B5:50:ILE:C	53:B5:52:PRO:HD3	2.26	0.56
1:CA:1330:U:H4'	13:CM:23:TYR:CE1	2.40	0.56
22:DA:77:G:H4'	46:DY:56:LEU:HD21	1.88	0.56
22:DA:126:A:C2	50:D2:18:PHE:CE2	2.94	0.56
22:DA:1339:G:O4'	22:DA:1393:A:C2	2.58	0.56
22:DA:1765:U:O2'	22:DA:1766:G:H5'	2.05	0.56
22:DA:1993:U:H4'	25:DD:133:THR:CG2	2.35	0.56
22:DA:2100:G:C5	22:DA:2190:G:C6	2.94	0.56
22:DA:2725:A:C4	22:DA:2727:A:C8	2.93	0.56
25:DD:14:ILE:HG12	25:DD:24:VAL:HG21	1.87	0.56
25:DD:151:THR:HG22	25:DD:152:PRO:CD	2.35	0.56
29:DH:83:LYS:N	29:DH:149:GLU:HG2	2.20	0.56

*Continued on next page...*

*Continued from previous page...*

Atom-1	Atom-2	Interatomic distance (Å)	Clash overlap (Å)
42:DU:57:GLY:O	42:DU:59:VAL:HG23	2.04	0.56
1:AA:13:U:C4	1:AA:916:U:O4	2.59	0.56
1:AA:1107:C:C4	1:AA:1108:G:C8	2.94	0.56
7:AG:79:ARG:NH1	7:AG:82:GLY:O	2.39	0.56
22:BA:1403:A:C2	22:BA:1404:C:C2	2.94	0.56
22:BA:1456:G:C5	22:BA:1457:U:C5	2.94	0.56
22:BA:1675:C:O2	25:BD:133:THR:OG1	2.24	0.56
22:BA:2077:A:O2'	22:BA:2078:C:H5'	2.05	0.56
36:BO:25:ARG:HG3	36:BO:27:VAL:HG12	1.85	0.56
1:CA:66:A:C6	1:CA:67:C:C5	2.94	0.56
1:CA:392:C:H2'	1:CA:393:A:C8	2.40	0.56
2:CB:21:ARG:C	2:CB:22:TYR:CD1	2.79	0.56
2:CB:186:ILE:HA	2:CB:200:ILE:HB	1.86	0.56
4:CD:167:LYS:HE2	4:CD:173:VAL:HG11	1.88	0.56
12:CL:16:VAL:O	12:CL:17:ALA:O	2.23	0.56
20:CT:81:ALA:O	20:CT:85:LYS:HG2	2.06	0.56
22:DA:247:G:H4'	22:DA:386:G:C4	2.41	0.56
22:DA:1509:A:O2'	22:DA:1510:G:P	2.64	0.56
22:DA:1594:U:H2'	22:DA:1595:C:C6	2.41	0.56
22:DA:1769:U:O2'	22:DA:1958:C:OP1	2.24	0.56
22:DA:1783:A:C6	22:DA:2587:A:C2	2.93	0.56
22:DA:2019:A:H4'	38:DQ:34:VAL:CG2	2.36	0.56
23:DB:55:U:C5'	27:DF:25:VAL:HG12	2.36	0.56
39:DR:49:ILE:HD12	39:DR:52:PRO:HA	1.87	0.56
1:AA:148:G:H2'	1:AA:149:A:O5'	2.05	0.56
1:AA:509:A:P	57:AA:1722:HOH:O	2.64	0.56
1:AA:737:C:N3	1:AA:738:C:C5	2.74	0.56
22:BA:608:A:C6	22:BA:609:A:C6	2.94	0.56
22:BA:1083:U:O2	22:BA:1086:A:N1	2.39	0.56
22:BA:2176:A:C6	22:BA:2177:C:N4	2.73	0.56
22:BA:2674:G:H2'	22:BA:2675:A:C8	2.40	0.56
29:BH:40:THR:OG1	29:BH:43:ASN:OD1	2.24	0.56
53:B5:167:ASP:CB	53:B5:176:VAL:O	2.54	0.56
1:CA:96:U:C2'	1:CA:97:G:O5'	2.54	0.56
1:CA:369:G:C6	1:CA:370:C:C4	2.93	0.56
1:CA:684:U:C5	1:CA:685:G:N7	2.74	0.56
22:DA:186:G:C2	22:DA:211:C:C2	2.94	0.56
22:DA:2386:A:H2'	22:DA:2387:U:C6	2.41	0.56
1:AA:832:G:C2	1:AA:833:G:C8	2.93	0.56
1:AA:1048:G:C2	1:AA:1050:G:C5	2.94	0.56
2:AB:147:SER:O	2:AB:148:LEU:CB	2.54	0.56

*Continued on next page...*



*Continued from previous page...*

Atom-1	Atom-2	Interatomic distance (Å)	Clash overlap (Å)
5:AE:95:PHE:CE1	5:AE:97:GLN:HG3	2.41	0.56
10:AJ:57:VAL:O	10:AJ:58:ASN:HB2	2.05	0.56
12:AL:87:VAL:O	12:AL:87:VAL:HG12	2.06	0.56
22:BA:636:G:N1	33:BL:111:ILE:HD11	2.21	0.56
22:BA:827:U:H2'	22:BA:2068:U:C2	2.41	0.56
22:BA:1074:G:C2'	22:BA:1075:C:H5'	2.35	0.56
22:BA:1384:A:H5''	22:BA:1385:A:OP2	2.06	0.56
22:BA:2567:G:C4	22:BA:2568:U:C5	2.94	0.56
28:BG:37:LEU:N	28:BG:37:LEU:HD23	2.20	0.56
30:BI:19:ASN:N	30:BI:20:PRO:CD	2.69	0.56
45:BX:68:LEU:HD22	45:BX:78:TYR:CD1	2.41	0.56
48:B0:55:ILE:HG22	48:B0:56:ALA:N	2.20	0.56
1:CA:254:G:OP1	17:CQ:69:LYS:O	2.23	0.56
1:CA:978:A:C6	1:CA:1318:A:C6	2.94	0.56
1:CA:1408:A:C2	1:CA:1494:G:C4	2.93	0.56
3:CC:175:LEU:HD12	3:CC:175:LEU:O	2.05	0.56
4:CD:173:VAL:O	4:CD:179:GLU:O	2.23	0.56
5:CE:112:ARG:O	5:CE:115:LEU:N	2.39	0.56
7:CG:92:ARG:NE	7:CG:93:PRO:HD2	2.21	0.56
22:DA:478:A:N6	22:DA:500:G:O2'	2.39	0.56
22:DA:1355:G:C6	22:DA:1377:G:N2	2.73	0.56
22:DA:1644:C:O2	22:DA:1644:C:H2'	2.05	0.56
22:DA:1652:A:C2	22:DA:2006:C:O2	2.59	0.56
22:DA:2234:G:C6	22:DA:2235:G:C5	2.94	0.56
26:DE:45:ALA:HA	26:DE:87:ALA:O	2.06	0.56
28:DG:107:LEU:O	28:DG:152:ARG:NH2	2.38	0.56
28:DG:155:GLU:OE1	28:DG:158:LYS:N	2.37	0.56
52:D4:12:ARG:NH1	52:D4:12:ARG:HB2	2.21	0.56
1:AA:947:G:N2	1:AA:1235:U:C2	2.74	0.56
1:AA:1168:U:O2	1:AA:1168:U:C2'	2.54	0.56
12:AL:44:LYS:HB2	12:AL:45:PRO:HD3	1.87	0.56
21:AU:40:LYS:N	21:AU:41:PRO:CD	2.70	0.56
24:BC:230:HIS:CD2	24:BC:247:PRO:HA	2.40	0.56
25:BD:125:TRP:CD2	25:BD:160:LYS:HD3	2.39	0.56
39:BR:62:GLU:O	39:BR:64:VAL:HG12	2.06	0.56
45:BX:43:GLU:O	45:BX:44:LYS:C	2.44	0.56
1:CA:499:A:H4'	1:CA:500:G:OP1	2.06	0.56
1:CA:505:G:H5'	1:CA:534:U:C2	2.41	0.56
1:CA:575:G:C6	1:CA:821:G:N7	2.73	0.56
1:CA:1089:G:C4	1:CA:1090:U:C6	2.94	0.56
22:DA:567:U:O4	22:DA:568:U:C4	2.59	0.56

*Continued on next page...*

*Continued from previous page...*

Atom-1	Atom-2	Interatomic distance (Å)	Clash overlap (Å)
22:DA:586:A:H1'	22:DA:672:C:H1'	1.87	0.56
22:DA:2266:A:C2	22:DA:2272:U:C5	2.93	0.56
22:DA:2360:G:H1'	33:DL:60:ARG:HD3	1.87	0.56
30:DI:54:PRO:O	30:DI:75:PRO:HD2	2.06	0.56
34:DM:46:ILE:O	34:DM:103:TYR:OH	2.20	0.56
35:DN:117:ASP:O	35:DN:118:ARG:HB2	2.06	0.56
3:AC:97:VAL:HB	3:AC:98:PRO:HD2	1.87	0.55
5:AE:36:LEU:HD21	5:AE:137:VAL:HG11	1.88	0.55
9:AI:90:TYR:O	9:AI:91:ASP:CB	2.54	0.55
13:AM:48:LEU:HD22	13:AM:53:ILE:HG13	1.88	0.55
22:BA:102:U:H4'	22:BA:103:A:OP1	2.06	0.55
22:BA:189:G:P	45:BX:14:THR:HG21	2.46	0.55
22:BA:601:C:O2	22:BA:605:G:H4'	2.07	0.55
22:BA:1176:U:H2'	22:BA:1177:G:N9	2.21	0.55
22:BA:1377:G:H5''	22:BA:1378:A:OP2	2.05	0.55
22:BA:2820:A:H4'	35:BN:3:HIS:CD2	2.40	0.55
32:BK:118:LEU:O	32:BK:119:ALA:O	2.24	0.55
40:BS:41:LYS:O	40:BS:44:ALA:HB3	2.07	0.55
1:CA:120:A:H2'	1:CA:120:A:OP2	2.06	0.55
1:CA:437:U:N3	1:CA:438:U:C5	2.75	0.55
1:CA:681:A:C2	1:CA:710:G:C4	2.94	0.55
7:CG:136:LYS:O	7:CG:140:ASP:HB2	2.06	0.55
12:CL:116:LYS:O	12:CL:117:TYR:CD1	2.59	0.55
17:CQ:19:LYS:CD	17:CQ:49:GLU:HA	2.36	0.55
22:DA:374:A:C2	22:DA:401:A:C4	2.94	0.55
22:DA:439:A:H2'	22:DA:440:C:O4'	2.06	0.55
22:DA:987:C:H2'	22:DA:988:A:O4'	2.05	0.55
22:DA:2056:G:C2	22:DA:2057:G:C8	2.94	0.55
22:DA:2554:U:C2	22:DA:2555:U:C5	2.94	0.55
32:DK:70:ARG:HD3	32:DK:76:VAL:HB	1.87	0.55
1:AA:795:C:H1'	1:AA:1506:U:C5	2.41	0.55
1:AA:979:C:C6	1:AA:1318:A:N1	2.75	0.55
1:AA:1048:G:N3	1:AA:1050:G:C8	2.74	0.55
11:AK:43:GLY:HA3	11:AK:74:VAL:HG13	1.87	0.55
13:AM:85:CYS:HB3	19:AS:74:PHE:CE2	2.41	0.55
15:AO:74:ASP:OD1	15:AO:77:ARG:HD3	2.06	0.55
22:BA:286:U:C2	22:BA:287:G:C8	2.94	0.55
22:BA:503:A:C6	22:BA:505:A:C6	2.94	0.55
22:BA:514:A:O2'	22:BA:515:A:H5'	2.06	0.55
22:BA:868:U:N3	22:BA:869:G:N7	2.54	0.55
22:BA:996:A:N6	22:BA:1160:G:C6	2.74	0.55

*Continued on next page...*

*Continued from previous page...*

Atom-1	Atom-2	Interatomic distance (Å)	Clash overlap (Å)
22:BA:1171:G:C6	22:BA:1172:C:N3	2.74	0.55
22:BA:1176:U:H2'	22:BA:1177:G:C8	2.41	0.55
22:BA:1359:A:C5	22:BA:1373:A:C2	2.94	0.55
22:BA:1826:G:H2'	22:BA:1827:U:H6	1.71	0.55
22:BA:2478:A:H2'	22:BA:2479:U:H5'	1.88	0.55
22:BA:2896:C:C4	22:BA:2897:U:C5	2.94	0.55
23:BB:53:A:C2	23:BB:54:G:C8	2.94	0.55
24:BC:63:ARG:NH1	24:BC:85:PRO:HD3	2.21	0.55
27:BF:58:ALA:O	27:BF:61:SER:O	2.24	0.55
28:BG:127:THR:HG22	28:BG:128:GLN:N	2.21	0.55
1:CA:412:A:O2'	1:CA:413:G:H4'	2.07	0.55
1:CA:740:U:H4'	15:CO:42:HIS:CD2	2.40	0.55
1:CA:754:C:OP1	15:CO:72:ARG:NH2	2.39	0.55
1:CA:755:G:C2	1:CA:756:C:C6	2.94	0.55
1:CA:824:G:H1'	8:CH:2:SER:N	2.22	0.55
16:CP:54:LEU:HD21	16:CP:75:ILE:HG23	1.88	0.55
22:DA:276:U:O2	22:DA:276:U:H2'	2.06	0.55
22:DA:614:A:H4'	22:DA:616:A:N7	2.21	0.55
22:DA:1565:C:C5	22:DA:1567:G:C6	2.95	0.55
22:DA:2109:U:H2'	22:DA:2110:G:N7	2.21	0.55
22:DA:2700:A:C6	22:DA:2701:U:O4	2.59	0.55
24:DC:43:ARG:NH2	24:DC:49:ILE:HD11	2.21	0.55
27:DF:65:PRO:HB3	27:DF:89:VAL:HG23	1.87	0.55
38:DQ:76:TYR:CZ	38:DQ:80:ILE:HG13	2.42	0.55
1:AA:731:G:OP1	1:AA:766:A:H1'	2.06	0.55
1:AA:908:A:C2	1:AA:909:A:C4	2.94	0.55
1:AA:978:A:C5	1:AA:1318:A:C6	2.94	0.55
1:AA:1033:G:H2'	1:AA:1034:G:H5'	1.87	0.55
2:AB:20:THR:HA	2:AB:38:VAL:HA	1.88	0.55
2:AB:187:VAL:O	2:AB:188:ASP:O	2.25	0.55
5:AE:115:LEU:CD2	5:AE:123:VAL:HG21	2.35	0.55
6:AF:99:ALA:O	6:AF:100:SER:CB	2.54	0.55
7:AG:146:GLU:HA	7:AG:149:LYS:CB	2.36	0.55
8:AH:2:SER:C	8:AH:4:GLN:N	2.58	0.55
16:AP:73:ALA:O	16:AP:77:GLU:HB2	2.07	0.55
22:BA:447:A:C4	22:BA:473:G:N7	2.74	0.55
22:BA:1972:G:N2	22:BA:1973:G:C5	2.74	0.55
22:BA:2468:A:N3	22:BA:2481:G:C2	2.75	0.55
24:BC:248:TRP:O	24:BC:250:VAL:HG23	2.06	0.55
33:BL:93:ASN:O	33:BL:94:THR:CB	2.53	0.55
40:BS:37:THR:HG22	40:BS:38:TYR:CE1	2.41	0.55

*Continued on next page...*

*Continued from previous page...*

Atom-1	Atom-2	Interatomic distance (Å)	Clash overlap (Å)
51:B3:27:ALA:O	51:B3:28:ASN:CB	2.52	0.55
1:CA:692:U:O2'	1:CA:694:A:N7	2.27	0.55
2:CB:47:VAL:HB	2:CB:48:PRO:HD3	1.88	0.55
6:CF:6:ILE:HG22	6:CF:7:VAL:N	2.21	0.55
12:CL:94:ARG:O	12:CL:95:TYR:CD1	2.59	0.55
14:CN:61:ARG:NH1	57:CN:202:HOH:O	2.40	0.55
22:DA:42:A:C2	22:DA:438:G:C2	2.94	0.55
22:DA:529:A:H4'	22:DA:530:G:OP1	2.06	0.55
22:DA:852:U:H2'	22:DA:853:C:O4'	2.06	0.55
22:DA:996:A:O3'	38:DQ:91:ASP:HB2	2.06	0.55
22:DA:2310:C:C4	27:DF:77:PHE:CZ	2.94	0.55
22:DA:2461:A:N1	22:DA:2490:G:N2	2.55	0.55
30:DI:10:LYS:HB3	30:DI:56:PRO:HB2	1.88	0.55
1:AA:30:U:N3	1:AA:554:A:C2	2.74	0.55
1:AA:121:U:OP2	1:AA:121:U:H4'	2.05	0.55
1:AA:413:G:N1	4:AD:32:CYS:O	2.37	0.55
1:AA:615:G:C2	1:AA:616:G:C8	2.94	0.55
1:AA:720:C:H5'	18:AR:41:PRO:HA	1.88	0.55
1:AA:1167:A:N7	1:AA:1169:A:C5	2.75	0.55
2:AB:126:PHE:N	2:AB:126:PHE:HD2	2.05	0.55
12:AL:24:LEU:HB2	12:AL:59:ASN:ND2	2.21	0.55
12:AL:73:ASN:O	12:AL:74:LEU:HD22	2.05	0.55
22:BA:521:U:H2'	22:BA:522:A:C8	2.42	0.55
22:BA:1319:C:C2'	22:BA:1320:C:O5'	2.55	0.55
22:BA:1742:U:H2'	22:BA:1743:G:O5'	2.06	0.55
22:BA:1827:U:O2	22:BA:1827:U:H2'	2.06	0.55
22:BA:1937:A:C8	22:BA:1939:U:H2'	2.41	0.55
22:BA:1992:G:H4'	22:BA:1993:U:OP1	2.04	0.55
34:BM:136:MET:CE	43:BV:57:TYR:CD2	2.89	0.55
44:BW:36:ILE:HG23	44:BW:58:THR:HG23	1.88	0.55
53:B5:42:VAL:O	53:B5:179:ALA:N	2.40	0.55
1:CA:436:C:C2	1:CA:437:U:C5	2.94	0.55
1:CA:846:G:C2	1:CA:847:G:C8	2.95	0.55
3:CC:77:ILE:HA	3:CC:84:VAL:HG23	1.87	0.55
3:CC:153:VAL:O	3:CC:165:THR:O	2.23	0.55
22:DA:132:G:N2	22:DA:148:U:O2	2.39	0.55
22:DA:1344:U:HO2'	22:DA:1345:C:P	2.29	0.55
22:DA:2466:C:H5'	52:D4:5:ALA:HB3	1.89	0.55
22:DA:2531:A:H5'	28:DG:157:TYR:CZ	2.42	0.55
23:DB:32:U:C2	23:DB:51:G:N2	2.75	0.55
23:DB:55:U:H5'	27:DF:25:VAL:HG12	1.89	0.55

*Continued on next page...*

*Continued from previous page...*

Atom-1	Atom-2	Interatomic distance (Å)	Clash overlap (Å)
25:DD:97:SER:O	25:DD:99:GLU:N	2.39	0.55
34:DM:124:LEU:HD23	34:DM:124:LEU:N	2.22	0.55
39:DR:82:HIS:ND1	39:DR:82:HIS:O	2.40	0.55
1:AA:1167:A:N7	1:AA:1169:A:C6	2.74	0.55
1:AA:1211:U:H1'	1:AA:1213:A:C2	2.41	0.55
1:AA:1212:U:H4'	1:AA:1213:A:C8	2.42	0.55
1:AA:1315:U:C4	1:AA:1316:G:C6	2.95	0.55
2:AB:50:PHE:HA	2:AB:213:TYR:OH	2.06	0.55
3:AC:6:HIS:ND1	14:AN:89:MET:HB3	2.22	0.55
22:BA:78:U:H2'	22:BA:79:C:C6	2.41	0.55
22:BA:990:A:H5''	22:BA:991:C:P	2.46	0.55
22:BA:1073:A:H3'	22:BA:1074:G:H5'	1.85	0.55
22:BA:1091:G:O2'	22:BA:1092:C:OP2	2.22	0.55
22:BA:1440:U:O2	22:BA:1440:U:H2'	2.06	0.55
22:BA:1479:G:O2'	22:BA:1480:C:H5'	2.06	0.55
22:BA:1917:U:C4	22:BA:1918:A:C4	2.95	0.55
22:BA:2600:A:H2'	22:BA:2601:C:C6	2.41	0.55
24:BC:41:GLY:HA2	24:BC:54:ILE:O	2.06	0.55
29:BH:86:ASP:O	29:BH:87:GLU:CB	2.53	0.55
34:BM:71:LYS:HD2	34:BM:95:LEU:HD21	1.89	0.55
38:BQ:62:ILE:HG23	38:BQ:76:TYR:CE1	2.42	0.55
48:B0:54:VAL:O	48:B0:55:ILE:C	2.43	0.55
1:CA:134:G:H2'	1:CA:135:C:O4'	2.06	0.55
1:CA:976:G:C2	1:CA:1363:A:C2	2.95	0.55
1:CA:1521:C:N3	1:CA:1522:U:C4	2.75	0.55
2:CB:35:ARG:O	2:CB:38:VAL:N	2.39	0.55
7:CG:68:ASN:O	7:CG:138:ARG:NH2	2.40	0.55
8:CH:77:ARG:NE	8:CH:79:SER:O	2.40	0.55
19:CS:50:ALA:HB1	19:CS:57:HIS:HB3	1.89	0.55
22:DA:223:A:C5	22:DA:422:A:C8	2.94	0.55
22:DA:445:C:H2'	22:DA:446:G:C8	2.42	0.55
22:DA:658:U:N3	22:DA:659:G:N7	2.54	0.55
22:DA:830:G:C6	22:DA:2448:A:C8	2.95	0.55
22:DA:1229:C:C2	22:DA:1230:A:C8	2.94	0.55
22:DA:1355:G:C6	22:DA:1377:G:C2	2.94	0.55
22:DA:2028:U:C4	57:DA:3475:HOH:O	2.53	0.55
22:DA:2134:A:OP2	22:DA:2157:G:N2	2.37	0.55
35:DN:117:ASP:O	35:DN:118:ARG:CB	2.55	0.55
46:DY:20:ASN:HB3	46:DY:50:VAL:HG22	1.89	0.55
46:DY:46:VAL:O	46:DY:46:VAL:HG12	2.06	0.55
1:AA:41:G:H2'	1:AA:42:G:C8	2.42	0.55

*Continued on next page...*

*Continued from previous page...*

Atom-1	Atom-2	Interatomic distance (Å)	Clash overlap (Å)
1:AA:350:G:O2'	1:AA:351:G:H5'	2.06	0.55
1:AA:1015:G:H1'	1:AA:1218:C:O2'	2.06	0.55
2:AB:193:PRO:O	2:AB:195:GLY:N	2.30	0.55
17:AQ:19:LYS:O	17:AQ:71:LYS:NZ	2.39	0.55
22:BA:747:U:C5	22:BA:2613:U:C5	2.95	0.55
22:BA:1198:U:H2'	22:BA:1199:U:C6	2.41	0.55
22:BA:1227:G:OP2	38:BQ:16:LYS:NZ	2.28	0.55
22:BA:1427:A:H4'	22:BA:1428:C:O5'	2.06	0.55
22:BA:1433:A:O2'	22:BA:1434:A:H5'	2.06	0.55
22:BA:1789:A:OP1	24:BC:221:ARG:HD3	2.07	0.55
22:BA:1866:A:C2	22:BA:1876:A:C4	2.95	0.55
24:BC:91:ILE:HD12	24:BC:103:TYR:CD1	2.42	0.55
24:BC:162:VAL:HG12	24:BC:163:GLN:N	2.22	0.55
29:BH:98:ASP:O	29:BH:102:ALA:HB3	2.07	0.55
31:BJ:114:LEU:O	31:BJ:114:LEU:HD12	2.06	0.55
34:BM:88:ASN:O	34:BM:90:GLU:HG2	2.06	0.55
49:B1:21:TYR:OH	49:B1:39:PHE:O	2.15	0.55
1:CA:568:G:N2	1:CA:883:C:C2	2.74	0.55
1:CA:1302:C:C5	13:CM:17:ILE:HD13	2.42	0.55
2:CB:119:THR:O	2:CB:120:GLN:CB	2.55	0.55
19:CS:63:THR:HG22	19:CS:64:ASP:N	2.21	0.55
20:CT:43:ASP:HB3	20:CT:46:ALA:HB3	1.89	0.55
21:CU:14:VAL:O	21:CU:16:LEU:HG	2.05	0.55
22:DA:167:A:H2'	22:DA:168:G:O4'	2.05	0.55
22:DA:1068:G:H2'	22:DA:1068:G:N3	2.20	0.55
22:DA:1304:A:C6	22:DA:1305:C:C4	2.95	0.55
22:DA:2062:A:C4	54:D6:1:MHW:CG2	2.90	0.55
22:DA:2619:C:H4'	25:DD:156:PHE:O	2.07	0.55
22:DA:2636:C:H2'	22:DA:2637:U:C6	2.41	0.55
22:DA:2889:C:H2'	22:DA:2890:G:C8	2.42	0.55
1:AA:1202:U:O2	1:AA:1202:U:H2'	2.06	0.55
1:AA:1251:A:H2'	1:AA:1252:A:O4'	2.06	0.55
5:AE:79:GLY:O	5:AE:121:HIS:N	2.39	0.55
12:AL:110:ARG:NH1	12:AL:112:GLN:O	2.34	0.55
22:BA:1193:G:O2'	22:BA:1194:A:H5'	2.07	0.55
22:BA:1915:U:H2'	22:BA:1916:A:H5'	1.88	0.55
22:BA:1926:U:H2'	22:BA:1926:U:O2	2.07	0.55
22:BA:1984:G:C2	22:BA:1985:C:C6	2.94	0.55
22:BA:2498:C:O2'	22:BA:2499:C:H5'	2.07	0.55
22:BA:2561:U:O3'	32:BK:40:LYS:HE2	2.06	0.55
22:BA:2568:U:C2	22:BA:2569:G:C8	2.95	0.55

*Continued on next page...*

*Continued from previous page...*

Atom-1	Atom-2	Interatomic distance (Å)	Clash overlap (Å)
26:BE:104:ALA:O	26:BE:108:ILE:HG23	2.06	0.55
28:BG:11:VAL:CG2	28:BG:11:VAL:O	2.54	0.55
29:BH:121:VAL:N	29:BH:122:LEU:CB	2.70	0.55
1:CA:376:G:C5'	16:CP:5:ARG:HB2	2.36	0.55
1:CA:1151:A:C2	1:CA:1152:A:C4	2.94	0.55
2:CB:203:ASN:HD22	2:CB:206:ALA:HB2	1.71	0.55
4:CD:91:LEU:O	4:CD:92:ALA:C	2.45	0.55
12:CL:63:VAL:HG21	12:CL:95:TYR:CD2	2.42	0.55
15:CO:56:LEU:O	15:CO:59:MET:HB2	2.06	0.55
22:DA:572:A:H5'	22:DA:573:U:OP2	2.07	0.55
22:DA:607:U:O4	22:DA:619:G:H2'	2.07	0.55
22:DA:1173:U:O2'	22:DA:1176:U:O2	2.13	0.55
22:DA:1274:A:N3	22:DA:1297:C:H1'	2.22	0.55
22:DA:1544:A:N6	22:DA:1545:A:N1	2.54	0.55
22:DA:1627:G:C2	22:DA:1628:G:N7	2.75	0.55
22:DA:1730:C:OP1	22:DA:1730:C:H4'	2.07	0.55
22:DA:2024:G:N2	22:DA:2040:G:H1'	2.21	0.55
23:DB:27:C:OP1	36:DO:34:HIS:NE2	2.39	0.55
26:DE:126:VAL:HG22	26:DE:133:LEU:HD22	1.88	0.55
30:DI:39:CYS:HA	30:DI:42:PHE:HB3	1.87	0.55
38:DQ:79:PHE:CZ	38:DQ:83:LEU:HD11	2.41	0.55
1:AA:499:A:H4'	1:AA:500:G:OP1	2.07	0.55
1:AA:640:A:O3'	8:AH:108:LYS:NZ	2.40	0.55
1:AA:929:G:N2	1:AA:1389:C:C2	2.74	0.55
1:AA:1406:U:C6	1:AA:1407:C:C5	2.95	0.55
5:AE:82:GLN:NE2	5:AE:150:PRO:HD3	2.22	0.55
12:AL:24:LEU:O	12:AL:25:GLU:C	2.44	0.55
20:AT:36:TYR:HA	20:AT:39:ILE:HD12	1.88	0.55
22:BA:1356:G:C2	22:BA:1357:C:C2	2.95	0.55
22:BA:1392:A:C6	22:BA:1393:A:C6	2.95	0.55
22:BA:2017:U:H4'	48:B0:5:GLN:O	2.07	0.55
29:BH:120:GLY:CA	29:BH:122:LEU:HA	2.37	0.55
29:BH:121:VAL:N	29:BH:122:LEU:CA	2.69	0.55
1:CA:328:C:H2'	1:CA:328:C:O2	2.06	0.55
1:CA:563:A:C8	1:CA:567:G:H1'	2.42	0.55
1:CA:1522:U:H2'	1:CA:1523:G:H8	1.71	0.55
19:CS:15:LEU:HD13	19:CS:33:THR:HG21	1.88	0.55
22:DA:1082:U:P	30:DI:124:ALA:HB1	2.47	0.55
22:DA:2440:C:N3	22:DA:2441:U:H1'	2.22	0.55
33:DL:77:ILE:HD11	33:DL:101:ILE:HG21	1.88	0.55
39:DR:46:GLU:C	39:DR:46:GLU:CD	2.66	0.55

*Continued on next page...*

*Continued from previous page...*

Atom-1	Atom-2	Interatomic distance (Å)	Clash overlap (Å)
39:DR:81:LYS:HD3	39:DR:81:LYS:N	2.22	0.55
40:DS:70:LYS:O	40:DS:107:VAL:HG23	2.07	0.55
45:DX:17:ASN:HB2	45:DX:25:THR:HB	1.89	0.55
46:DY:45:GLN:O	46:DY:47:ARG:N	2.40	0.55
1:AA:147:G:H2'	1:AA:148:G:C8	2.42	0.55
1:AA:683:G:N2	11:AK:39:GLY:O	2.40	0.55
1:AA:1014:A:N7	1:AA:1015:G:C6	2.75	0.55
1:AA:1525:G:OP1	11:AK:122:ARG:NH2	2.40	0.55
5:AE:115:LEU:HG	5:AE:123:VAL:HG21	1.89	0.55
8:AH:80:ARG:HB2	8:AH:81:PRO:CD	2.37	0.55
13:AM:96:PRO:N	13:AM:109:ARG:HG2	2.22	0.55
21:AU:34:ARG:NH2	21:AU:35:ARG:HD2	2.22	0.55
22:BA:226:A:C6	22:BA:227:A:C6	2.95	0.55
22:BA:368:A:C6	22:BA:369:U:C4	2.94	0.55
22:BA:404:A:H1'	22:BA:405:U:OP2	2.07	0.55
22:BA:468:G:N7	50:B2:39:ARG:NH2	2.54	0.55
22:BA:581:C:H2'	22:BA:582:A:H8	1.71	0.55
22:BA:1268:A:C2	22:BA:2013:A:C4	2.95	0.55
22:BA:2187:U:C4	22:BA:2188:U:O4	2.60	0.55
22:BA:2328:A:H2'	22:BA:2329:U:C6	2.42	0.55
27:BF:108:VAL:HG13	27:BF:114:PHE:CZ	2.42	0.55
30:BI:79:LEU:HD22	30:BI:109:ILE:CG2	2.37	0.55
31:BJ:84:ILE:HG23	31:BJ:84:ILE:O	2.07	0.55
39:BR:7:SER:HB3	39:BR:22:LEU:HD13	1.87	0.55
47:BZ:13:ALA:O	47:BZ:21:LYS:HE3	2.06	0.55
1:CA:853:C:C2	1:CA:854:U:C6	2.95	0.55
1:CA:1071:C:H2'	1:CA:1072:G:H8	1.71	0.55
1:CA:1377:A:C5	7:CG:7:ILE:HD12	2.42	0.55
3:CC:59:ARG:HB2	3:CC:63:SER:O	2.07	0.55
4:CD:119:SER:O	4:CD:131:ASN:OD1	2.24	0.55
8:CH:7:ILE:O	8:CH:10:MET:N	2.40	0.55
22:DA:1181:U:H2'	22:DA:1182:G:C8	2.42	0.55
22:DA:1655:A:C2	22:DA:1656:C:H1'	2.42	0.55
23:DB:62:C:H2'	23:DB:63:C:C6	2.41	0.55
24:DC:154:LEU:HD13	24:DC:176:LEU:HD21	1.88	0.55
1:AA:196:A:N3	1:AA:222:C:H1'	2.21	0.55
1:AA:203:G:N2	1:AA:215:C:C2	2.75	0.55
1:AA:1085:U:H5'	1:AA:1094:G:N2	2.21	0.55
1:AA:1304:G:N2	1:AA:1334:G:C6	2.75	0.55
2:AB:67:ILE:O	2:AB:68:LEU:HB2	2.06	0.55
4:AD:26:ARG:NH1	4:AD:31:LYS:HB3	2.22	0.55

*Continued on next page...*



*Continued from previous page...*

Atom-1	Atom-2	Interatomic distance (Å)	Clash overlap (Å)
7:AG:103:TRP:CH2	7:AG:141:VAL:HG21	2.42	0.55
12:AL:24:LEU:HG	12:AL:25:GLU:H	1.70	0.55
14:AN:4:GLN:HA	14:AN:7:LYS:HE2	1.89	0.55
22:BA:78:U:OP2	46:BY:2:LYS:HD3	2.07	0.55
22:BA:483:A:C8	22:BA:484:C:C5	2.95	0.55
22:BA:668:A:C2'	22:BA:669:G:OP1	2.54	0.55
22:BA:1098:A:C6	22:BA:1099:G:C6	2.95	0.55
22:BA:2539:C:O2'	22:BA:2540:C:H5'	2.07	0.55
24:BC:86:ASN:N	24:BC:86:ASN:OD1	2.40	0.55
29:BH:10:ALA:O	29:BH:12:LEU:N	2.40	0.55
40:BS:83:LYS:O	40:BS:84:ARG:HD3	2.07	0.55
1:CA:1504:G:H3'	57:CA:1883:HOH:O	2.06	0.55
5:CE:105:ILE:H	5:CE:122:ASN:CA	2.20	0.55
7:CG:60:GLU:HA	7:CG:63:GLU:HB3	1.89	0.55
11:CK:125:LYS:O	21:CU:34:ARG:NE	2.37	0.55
14:CN:41:ARG:NH1	14:CN:42:TRP:O	2.39	0.55
17:CQ:14:SER:O	17:CQ:17:MET:HE1	2.07	0.55
22:DA:60:G:C5	22:DA:62:U:C4	2.94	0.55
22:DA:118:A:C8	22:DA:119:A:N7	2.75	0.55
22:DA:119:A:H4'	22:DA:120:U:O5'	2.07	0.55
22:DA:579:G:N3	22:DA:1262:A:C2	2.75	0.55
28:DG:27:LYS:HG3	28:DG:27:LYS:O	2.05	0.55
29:DH:32:PRO:HB3	45:DX:39:TRP:HB3	1.89	0.55
32:DK:28:SER:O	32:DK:29:HIS:HB2	2.07	0.55
1:AA:270:A:C6	1:AA:271:C:N3	2.74	0.54
1:AA:370:C:C2	1:AA:371:A:C8	2.95	0.54
1:AA:430:A:OP1	4:AD:9:LEU:HB2	2.06	0.54
1:AA:568:G:C2	1:AA:569:C:C5	2.94	0.54
1:AA:937:A:C2'	1:AA:938:A:H5'	2.37	0.54
22:BA:335:C:H5''	42:BU:82:ARG:HD3	1.89	0.54
22:BA:1106:G:N2	22:BA:1107:G:H1'	2.22	0.54
22:BA:1421:G:C2	22:BA:1422:G:C8	2.95	0.54
22:BA:1927:A:H2'	22:BA:1928:A:C8	2.43	0.54
22:BA:2211:A:HO2'	22:BA:2212:A:P	2.28	0.54
22:BA:2305:U:N3	27:BF:151:GLY:HA3	2.22	0.54
22:BA:2590:A:C2	22:BA:2605:U:C2	2.95	0.54
37:BP:23:GLY:O	37:BP:110:ILE:HD11	2.07	0.54
51:B3:30:ARG:O	51:B3:31:HIS:HB3	2.05	0.54
4:CD:33:LYS:O	4:CD:34:ILE:C	2.45	0.54
15:CO:87:LEU:O	15:CO:88:ARG:HB3	2.07	0.54
16:CP:2:VAL:HG23	16:CP:65:ALA:HA	1.90	0.54

*Continued on next page...*

*Continued from previous page...*

Atom-1	Atom-2	Interatomic distance (Å)	Clash overlap (Å)
22:DA:593:U:H2'	22:DA:594:U:C6	2.42	0.54
22:DA:996:A:C2	22:DA:997:G:C8	2.95	0.54
22:DA:1404:C:O2'	22:DA:1405:U:H5'	2.07	0.54
22:DA:2114:A:C5	22:DA:2167:U:H4'	2.42	0.54
47:DZ:5:ILE:HD11	47:DZ:57:VAL:HG21	1.88	0.54
1:AA:842:U:H3'	1:AA:843:U:C5'	2.36	0.54
1:AA:1152:A:C4	1:AA:1153:G:C8	2.95	0.54
1:AA:1533:C:H4'	1:AA:1534:A:O5'	2.07	0.54
5:AE:13:GLU:CB	5:AE:39:VAL:HG12	2.37	0.54
7:AG:71:PRO:O	7:AG:96:ARG:HG3	2.07	0.54
9:AI:90:TYR:HB3	9:AI:94:LEU:HD21	1.89	0.54
10:AJ:17:LEU:HD23	10:AJ:17:LEU:C	2.28	0.54
22:BA:65:U:H2'	22:BA:66:C:C6	2.42	0.54
22:BA:489:G:O4'	22:BA:1284:A:C8	2.59	0.54
22:BA:622:G:C5'	57:BA:3292:HOH:O	2.53	0.54
22:BA:947:A:HO2'	22:BA:984:A:H2	1.53	0.54
22:BA:1081:U:O2	22:BA:1081:U:H2'	2.06	0.54
22:BA:1922:G:N2	22:BA:1923:U:H1'	2.22	0.54
22:BA:1936:A:H3'	22:BA:1937:A:H5'	1.90	0.54
22:BA:2000:C:C2'	22:BA:2001:C:H5'	2.37	0.54
24:BC:14:ARG:HD3	24:BC:15:HIS:CE1	2.41	0.54
25:BD:104:VAL:O	25:BD:105:LYS:HB2	2.07	0.54
29:BH:90:LEU:CD2	29:BH:93:SER:HA	2.36	0.54
30:BI:72:LYS:CD	30:BI:72:LYS:N	2.70	0.54
30:BI:72:LYS:N	30:BI:72:LYS:HD3	2.23	0.54
38:BQ:76:TYR:OH	38:BQ:92:ARG:NH1	2.40	0.54
39:BR:41:ILE:O	39:BR:46:GLU:HB2	2.06	0.54
1:CA:213:G:C8	1:CA:214:C:C6	2.95	0.54
1:CA:676:A:C2	1:CA:677:U:C4	2.96	0.54
1:CA:1162:C:C2	1:CA:1175:G:C2	2.95	0.54
1:CA:1306:A:H1'	1:CA:1332:A:C5	2.42	0.54
2:CB:102:THR:O	2:CB:103:ASN:HB3	2.06	0.54
3:CC:11:ARG:HH11	3:CC:11:ARG:CG	2.21	0.54
13:CM:37:ALA:CB	13:CM:56:LEU:HG	2.37	0.54
22:DA:167:A:C2	22:DA:168:G:H1'	2.42	0.54
22:DA:584:C:N4	22:DA:585:G:C6	2.76	0.54
22:DA:1289:C:O2'	22:DA:1330:C:H4'	2.06	0.54
22:DA:1364:G:H1'	22:DA:1368:G:N2	2.22	0.54
22:DA:1665:A:N6	57:DA:3419:HOH:O	2.27	0.54
22:DA:1896:G:C4	22:DA:1897:G:C8	2.96	0.54
22:DA:2330:G:C2	22:DA:2386:A:C2	2.95	0.54

*Continued on next page...*

*Continued from previous page...*

Atom-1	Atom-2	Interatomic distance (Å)	Clash overlap (Å)
22:DA:2364:C:H4'	44:DW:56:ASP:OD1	2.07	0.54
23:DB:84:G:N2	23:DB:93:C:C2	2.75	0.54
31:DJ:31:GLU:HG3	31:DJ:142:ILE:HD11	1.89	0.54
33:DL:85:VAL:O	33:DL:86:GLU:HB3	2.07	0.54
1:AA:451:A:H5''	16:AP:70:ARG:NH2	2.21	0.54
1:AA:762:U:H2'	1:AA:763:G:H8	1.72	0.54
5:AE:77:ASN:O	5:AE:78:ASN:CB	2.54	0.54
12:AL:66:TYR:CD2	12:AL:87:VAL:HG21	2.42	0.54
16:AP:38:PHE:CZ	16:AP:51:ARG:HB2	2.43	0.54
19:AS:44:MET:HA	19:AS:47:LEU:HD12	1.89	0.54
19:AS:51:VAL:HG22	19:AS:71:LEU:HD13	1.90	0.54
22:BA:1001:A:H2'	22:BA:1002:G:O4'	2.07	0.54
22:BA:1056:G:H5''	22:BA:1057:A:H5'	1.89	0.54
22:BA:1061:U:H3'	22:BA:1062:G:H5'	1.89	0.54
22:BA:1402:U:C2'	22:BA:1403:A:O5'	2.55	0.54
22:BA:1857:G:C4	22:BA:1884:G:C2	2.95	0.54
22:BA:2086:U:H2'	22:BA:2087:G:C8	2.42	0.54
22:BA:2233:U:H2'	22:BA:2234:G:H8	1.71	0.54
22:BA:2550:G:OP2	57:BA:3722:HOH:O	2.18	0.54
22:BA:2748:A:H1'	28:BG:67:THR:HG22	1.89	0.54
22:BA:2800:A:H3'	22:BA:2801:G:C5'	2.34	0.54
27:BF:34:ILE:HD11	27:BF:96:MET:HG3	1.88	0.54
27:BF:112:ARG:O	27:BF:113:ASP:HB2	2.07	0.54
30:BI:47:ASP:HA	30:BI:51:LYS:HD2	1.90	0.54
33:BL:93:ASN:O	33:BL:94:THR:HB	2.07	0.54
1:CA:37:U:O2'	1:CA:500:G:H4'	2.07	0.54
1:CA:108:G:C5'	1:CA:108:G:N3	2.70	0.54
1:CA:518:C:H4'	1:CA:519:C:O5'	2.08	0.54
1:CA:666:G:C6	1:CA:741:G:C6	2.96	0.54
1:CA:1065:U:C5	1:CA:1190:G:C4	2.95	0.54
1:CA:1125:U:C6	10:CJ:40:ILE:HD13	2.42	0.54
1:CA:1513:A:H2'	1:CA:1514:G:H8	1.72	0.54
2:CB:97:LEU:O	2:CB:98:GLY:C	2.44	0.54
4:CD:85:ASN:C	4:CD:85:ASN:OD1	2.45	0.54
4:CD:145:ILE:HD12	4:CD:145:ILE:N	2.23	0.54
10:CJ:52:LEU:HD22	10:CJ:59:LYS:HA	1.89	0.54
13:CM:27:LYS:O	13:CM:27:LYS:HD3	2.07	0.54
22:DA:64:A:H2'	22:DA:65:U:C6	2.43	0.54
22:DA:69:C:O2'	22:DA:73:A:O2'	2.18	0.54
22:DA:790:U:OP2	57:DA:3749:HOH:O	2.18	0.54
22:DA:1713:A:C5	22:DA:1716:U:H1'	2.42	0.54

*Continued on next page...*

*Continued from previous page...*

Atom-1	Atom-2	Interatomic distance (Å)	Clash overlap (Å)
22:DA:2199:A:C5	22:DA:2225:A:C6	2.96	0.54
29:DH:31:VAL:HB	29:DH:32:PRO:HD3	1.89	0.54
32:DK:76:VAL:CG1	37:DP:73:VAL:HG22	2.37	0.54
1:AA:188:C:O2	1:AA:188:C:C2'	2.56	0.54
1:AA:543:U:O2'	1:AA:544:G:H5'	2.07	0.54
1:AA:1286:U:H2'	1:AA:1286:U:O2	2.06	0.54
1:AA:1319:A:C5	1:AA:1323:G:C4	2.95	0.54
1:AA:1539:C:H5''	21:AU:18:ARG:CB	2.37	0.54
5:AE:104:GLY:O	5:AE:105:ILE:HG22	2.07	0.54
6:AF:81:ASN:HB3	6:AF:84:VAL:HG12	1.90	0.54
9:AI:40:GLY:O	9:AI:41:ARG:CB	2.54	0.54
11:AK:29:ASN:OD1	11:AK:30:THR:N	2.40	0.54
11:AK:89:PRO:HD3	21:AU:29:LEU:HD11	1.90	0.54
12:AL:114:ARG:HB3	12:AL:119:VAL:HB	1.89	0.54
14:AN:72:GLY:O	14:AN:80:SER:HA	2.08	0.54
22:BA:39:G:H2'	22:BA:40:U:C6	2.41	0.54
22:BA:223:A:N1	22:BA:407:G:O2'	2.31	0.54
22:BA:559:G:H2'	22:BA:560:C:O4'	2.07	0.54
22:BA:1167:C:H2'	22:BA:1168:G:H5''	1.90	0.54
22:BA:2486:C:H2'	22:BA:2487:G:O5'	2.07	0.54
22:BA:2512:C:H2'	22:BA:2513:A:O4'	2.07	0.54
23:BB:5:U:O2'	23:BB:6:G:H5'	2.07	0.54
26:BE:23:PHE:CD1	26:BE:111:GLU:HG3	2.43	0.54
28:BG:20:ASN:O	28:BG:20:ASN:ND2	2.41	0.54
29:BH:90:LEU:HA	29:BH:125:THR:HG23	1.90	0.54
35:BN:12:ARG:NH1	35:BN:20:MET:HE3	2.21	0.54
37:BP:52:ASN:C	37:BP:53:ARG:HG2	2.28	0.54
1:CA:1005:A:O3'	1:CA:1037:C:O2'	2.25	0.54
2:CB:166:ALA:HB3	2:CB:191:SER:HB3	1.89	0.54
4:CD:124:MET:CE	4:CD:146:ARG:HD2	2.37	0.54
15:CO:17:ARG:O	15:CO:18:ASP:HB3	2.07	0.54
22:DA:194:G:C2	22:DA:202:U:H1'	2.43	0.54
22:DA:452:G:C8	26:DE:53:THR:HG21	2.41	0.54
22:DA:523:C:H2'	22:DA:524:G:C8	2.43	0.54
22:DA:1638:C:O2	22:DA:2698:U:O2'	2.15	0.54
22:DA:2104:C:H2'	22:DA:2105:U:O4'	2.07	0.54
22:DA:2599:G:N7	24:DC:235:GLY:O	2.41	0.54
24:DC:210:ALA:HA	24:DC:213:TRP:NE1	2.23	0.54
42:DU:59:VAL:HG12	42:DU:61:LYS:HD3	1.88	0.54
50:D2:35:ARG:O	50:D2:38:GLY:N	2.40	0.54
1:AA:113:G:H2'	1:AA:114:U:H6	1.73	0.54

*Continued on next page...*

*Continued from previous page...*

Atom-1	Atom-2	Interatomic distance (Å)	Clash overlap (Å)
1:AA:1059:C:N3	1:AA:1060:U:C5	2.76	0.54
1:AA:1484:C:O2'	22:BA:1961:C:H5'	2.06	0.54
2:AB:104:TRP:CH2	2:AB:154:MET:HG2	2.43	0.54
22:BA:288:U:C2	22:BA:289:G:C8	2.95	0.54
22:BA:295:G:C2	22:BA:344:A:C4	2.96	0.54
22:BA:447:A:N3	22:BA:473:G:C8	2.75	0.54
22:BA:2462:C:H2'	22:BA:2463:C:H6	1.72	0.54
29:BH:103:VAL:HG21	29:BH:132:PHE:CE1	2.42	0.54
32:BK:20:MET:O	32:BK:41:ILE:HB	2.06	0.54
39:BR:66:HIS:CE1	39:BR:94:THR:HB	2.42	0.54
40:BS:56:ALA:O	40:BS:57:ASN:C	2.45	0.54
48:B0:33:THR:HG22	48:B0:33:THR:O	2.07	0.54
53:B5:59:VAL:HG12	53:B5:63:VAL:HG21	1.90	0.54
1:CA:543:U:O2'	1:CA:544:G:H5'	2.08	0.54
1:CA:679:C:O2	1:CA:712:A:C2	2.60	0.54
1:CA:886:G:H2'	1:CA:887:G:O4'	2.07	0.54
1:CA:955:U:H2'	1:CA:956:U:O4'	2.08	0.54
5:CE:50:TYR:O	5:CE:63:ALA:HB2	2.08	0.54
5:CE:81:LEU:HD13	5:CE:120:VAL:HG11	1.90	0.54
22:DA:307:G:N2	22:DA:310:A:C8	2.76	0.54
22:DA:487:C:C2	22:DA:494:G:N2	2.76	0.54
22:DA:1223:G:C6	22:DA:1227:G:C6	2.96	0.54
22:DA:1386:C:H2'	22:DA:1387:A:C8	2.42	0.54
27:DF:9:LYS:O	27:DF:13:VAL:HB	2.07	0.54
33:DL:93:ASN:HB2	33:DL:96:LYS:HB2	1.90	0.54
34:DM:136:MET:O	43:DV:79:ARG:NH2	2.40	0.54
38:DQ:76:TYR:CE1	38:DQ:80:ILE:HD11	2.42	0.54
1:AA:66:A:C4'	1:AA:173:U:C5	2.90	0.54
1:AA:300:A:H2'	1:AA:301:G:O4'	2.07	0.54
1:AA:763:G:C2	1:AA:764:C:C2	2.96	0.54
1:AA:815:A:C2	1:AA:1529:G:C4	2.95	0.54
1:AA:1181:G:O2'	1:AA:1182:G:N7	2.41	0.54
1:AA:1216:A:OP1	14:AN:3:LYS:HE2	2.07	0.54
1:AA:1343:G:H4'	9:AI:124:ARG:HB3	1.90	0.54
1:AA:1454:G:C2	1:AA:1455:G:C8	2.95	0.54
2:AB:106:THR:O	2:AB:107:VAL:HB	2.07	0.54
3:AC:42:TYR:OH	3:AC:90:VAL:HG21	2.07	0.54
9:AI:90:TYR:O	9:AI:91:ASP:CG	2.45	0.54
15:AO:45:GLU:O	15:AO:47:LYS:N	2.41	0.54
18:AR:72:ASP:OD2	21:AU:4:ILE:HG13	2.07	0.54
22:BA:181:A:C2	22:BA:182:A:C4	2.96	0.54

*Continued on next page...*

*Continued from previous page...*

Atom-1	Atom-2	Interatomic distance (Å)	Clash overlap (Å)
22:BA:1019:U:H2'	22:BA:1020:A:C8	2.43	0.54
22:BA:1731:G:C6	22:BA:1733:G:C5	2.95	0.54
22:BA:2594:C:C2	22:BA:2595:G:C8	2.96	0.54
22:BA:2832:U:C2	22:BA:2834:G:C2	2.95	0.54
29:BH:14:SER:OG	29:BH:17:ASP:CG	2.46	0.54
29:BH:77:THR:O	29:BH:77:THR:CG2	2.56	0.54
31:BJ:49:ASP:OD1	31:BJ:121:LYS:HE3	2.08	0.54
1:CA:55:A:N6	1:CA:56:U:C2	2.75	0.54
1:CA:411:A:C6	1:CA:429:U:C5	2.95	0.54
1:CA:553:A:O2'	12:CL:26:ALA:O	2.24	0.54
9:CI:84:THR:HG21	9:CI:103:PHE:HB3	1.89	0.54
12:CL:58:THR:HG22	12:CL:59:ASN:N	2.23	0.54
22:DA:1109:C:H5''	22:DA:1110:G:OP2	2.07	0.54
22:DA:1486:U:C2	22:DA:1504:A:C2	2.95	0.54
22:DA:2297:A:N1	22:DA:2321:U:H5	2.04	0.54
22:DA:2750:A:O2'	22:DA:2752:C:N4	2.40	0.54
22:DA:2780:G:N1	31:DJ:102:GLU:OE2	2.40	0.54
22:DA:2817:U:O2	22:DA:2836:U:H1'	2.08	0.54
22:DA:2888:C:H2'	22:DA:2889:C:C6	2.43	0.54
1:AA:380:G:C2	1:AA:384:G:C6	2.95	0.54
1:AA:567:G:C2'	1:AA:568:G:O5'	2.55	0.54
1:AA:1079:G:C2	1:AA:1080:A:C6	2.96	0.54
7:AG:99:LEU:O	7:AG:100:ALA:C	2.46	0.54
16:AP:75:ILE:HG22	16:AP:80:LYS:HE2	1.88	0.54
22:BA:31:C:O2'	22:BA:1238:G:H5'	2.07	0.54
22:BA:1303:G:O2'	22:BA:1304:A:H5'	2.07	0.54
22:BA:1693:U:O2'	24:BC:14:ARG:NH2	2.40	0.54
22:BA:2112:G:H2'	22:BA:2112:G:N3	2.22	0.54
40:BS:18:ARG:C	40:BS:20:VAL:N	2.59	0.54
41:BT:7:LEU:HD22	41:BT:46:ALA:HB2	1.90	0.54
43:BV:15:GLY:O	43:BV:19:ARG:HG3	2.08	0.54
48:B0:37:LYS:O	48:B0:38:HIS:HB3	2.05	0.54
1:CA:652:U:O2'	1:CA:653:U:OP2	2.22	0.54
1:CA:679:C:C2	1:CA:712:A:C2	2.96	0.54
1:CA:1055:A:C6	1:CA:1206:G:C6	2.95	0.54
1:CA:1460:C:N4	1:CA:1461:G:C6	2.76	0.54
4:CD:174:ASP:O	4:CD:175:ALA:HB3	2.08	0.54
7:CG:42:ILE:HG21	7:CG:116:MET:HG3	1.90	0.54
9:CI:52:LEU:HD13	9:CI:57:MET:HG2	1.89	0.54
22:DA:37:C:H2'	22:DA:38:A:O4'	2.08	0.54
22:DA:38:A:C2	22:DA:442:G:C6	2.95	0.54

*Continued on next page...*

*Continued from previous page...*

Atom-1	Atom-2	Interatomic distance (Å)	Clash overlap (Å)
22:DA:362:A:C4	22:DA:363:G:C8	2.96	0.54
22:DA:732:C:H2'	22:DA:733:G:O4'	2.07	0.54
22:DA:1027:A:C6	22:DA:1126:A:N3	2.76	0.54
22:DA:1120:G:C6	22:DA:1121:C:C4	2.96	0.54
22:DA:1179:G:C5	22:DA:1180:U:H1'	2.42	0.54
22:DA:2607:G:H2'	22:DA:2608:G:O4'	2.06	0.54
22:DA:2820:A:C8	25:DD:196:ALA:HB3	2.42	0.54
22:DA:2887:A:H5'	22:DA:2888:C:OP2	2.08	0.54
25:DD:56:LYS:O	25:DD:58:ASN:N	2.41	0.54
1:AA:397:A:C5	1:AA:548:G:C8	2.96	0.54
1:AA:522:C:H2'	1:AA:523:A:O4'	2.08	0.54
1:AA:789:U:O2	1:AA:791:G:C8	2.61	0.54
1:AA:862:C:C2'	1:AA:863:U:H5'	2.38	0.54
6:AF:38:ARG:HD2	6:AF:40:GLU:OE2	2.08	0.54
17:AQ:50:ASN:O	17:AQ:51:ASN:C	2.45	0.54
22:BA:582:A:H2'	22:BA:583:G:C8	2.43	0.54
22:BA:1085:A:C6	22:BA:1086:A:N6	2.75	0.54
22:BA:1590:A:H2'	22:BA:1591:A:H8	1.72	0.54
22:BA:2231:U:O2'	22:BA:2232:C:H5'	2.07	0.54
24:BC:85:PRO:HG2	24:BC:86:ASN:OD1	2.08	0.54
28:BG:74:SER:HA	28:BG:77:ILE:HG13	1.89	0.54
31:BJ:98:GLU:OE2	31:BJ:126:ALA:HB2	2.07	0.54
32:BK:26:GLY:HA3	32:BK:30:ARG:NH1	2.23	0.54
36:BO:41:ALA:HB2	36:BO:48:LEU:HD21	1.90	0.54
46:BY:18:LEU:O	46:BY:22:LEU:HB2	2.08	0.54
46:BY:45:GLN:O	46:BY:46:VAL:HB	2.08	0.54
1:CA:976:G:N2	1:CA:1363:A:C4	2.75	0.54
1:CA:1124:G:C2	1:CA:1127:G:N2	2.76	0.54
1:CA:1361:G:H2'	1:CA:1362:A:H5''	1.88	0.54
3:CC:130:PHE:CZ	3:CC:131:ARG:HD3	2.42	0.54
5:CE:60:ILE:HD12	5:CE:61:GLN:N	2.22	0.54
9:CI:32:GLN:OE1	9:CI:64:TYR:OH	2.24	0.54
14:CN:33:ASP:O	14:CN:35:ASN:N	2.40	0.54
15:CO:55:GLY:O	15:CO:59:MET:HG3	2.08	0.54
22:DA:19:A:C2	22:DA:522:A:C2	2.95	0.54
22:DA:749:A:C5	22:DA:750:A:C8	2.96	0.54
22:DA:770:G:O4'	22:DA:1379:U:C5	2.60	0.54
22:DA:1570:A:H2'	22:DA:1571:A:C8	2.42	0.54
22:DA:2058:A:O2'	54:D6:5:MHU:H23	2.08	0.54
22:DA:2093:G:C6	22:DA:2225:A:C8	2.96	0.54
22:DA:2125:G:H5'	22:DA:2126:A:OP2	2.08	0.54

*Continued on next page...*

*Continued from previous page...*

Atom-1	Atom-2	Interatomic distance (Å)	Clash overlap (Å)
23:DB:48:U:H4'	36:DO:100:HIS:NE2	2.23	0.54
24:DC:160:THR:H	24:DC:195:VAL:HG13	1.73	0.54
29:DH:79:THR:HA	29:DH:145:ASN:HB2	1.89	0.54
31:DJ:73:VAL:HB	31:DJ:75:TYR:CE2	2.43	0.54
38:DQ:25:TYR:CD2	38:DQ:26:GLY:N	2.76	0.54
1:AA:16:A:O2'	1:AA:17:U:H5'	2.08	0.54
1:AA:64:G:C8	1:AA:99:C:C4	2.96	0.54
1:AA:953:G:C2	1:AA:1229:A:C2	2.96	0.54
1:AA:1363:A:O2'	1:AA:1365:G:N7	2.36	0.54
2:AB:46:THR:HG23	2:AB:201:PRO:HB2	1.89	0.54
2:AB:136:MET:N	2:AB:136:MET:SD	2.81	0.54
4:AD:190:ASP:O	4:AD:191:LEU:HG	2.08	0.54
8:AH:76:GLN:O	8:AH:127:CYS:HB2	2.08	0.54
10:AJ:91:ASP:C	10:AJ:92:LEU:HG	2.27	0.54
22:BA:697:G:H2'	22:BA:698:C:C6	2.42	0.54
22:BA:1257:C:H4'	26:BE:78:TRP:CD1	2.43	0.54
22:BA:1738:G:O2'	22:BA:1739:A:O5'	2.25	0.54
22:BA:2094:A:C2	22:BA:2196:C:C2	2.95	0.54
22:BA:2131:U:H5'	22:BA:2132:U:H5''	1.90	0.54
22:BA:2547:A:H5''	32:BK:29:HIS:NE2	2.23	0.54
22:BA:2591:C:H2'	22:BA:2592:G:C8	2.43	0.54
22:BA:2714:G:O2'	22:BA:2715:C:H5'	2.08	0.54
41:BT:44:LYS:O	41:BT:48:GLN:HG2	2.08	0.54
1:CA:632:U:O2	1:CA:632:U:C2'	2.55	0.54
10:CJ:35:GLN:HG2	10:CJ:77:VAL:HB	1.90	0.54
19:CS:4:SER:O	19:CS:5:LEU:HB2	2.06	0.54
21:CU:10:GLU:CB	21:CU:11:PRO:HD3	2.36	0.54
22:DA:28:A:H2'	22:DA:29:U:O4'	2.07	0.54
22:DA:247:G:H4'	22:DA:386:G:C5	2.43	0.54
22:DA:1477:A:N6	22:DA:1514:G:O2'	2.40	0.54
22:DA:1760:C:H2'	22:DA:1761:C:O4'	2.07	0.54
22:DA:2683:C:H4'	25:DD:13:ARG:NH1	2.22	0.54
25:DD:33:ARG:NH1	25:DD:53:GLY:O	2.41	0.54
28:DG:98:VAL:HG22	28:DG:125:CYS:SG	2.47	0.54
28:DG:159:GLY:O	28:DG:163:ARG:NH1	2.40	0.54
33:DL:46:VAL:HB	33:DL:50:PHE:CD1	2.43	0.54
39:DR:47:VAL:O	39:DR:47:VAL:HG12	2.07	0.54
1:AA:212:G:C2	1:AA:213:G:C5	2.96	0.54
1:AA:520:A:C2	1:AA:536:C:H1'	2.43	0.54
1:AA:663:A:H2'	1:AA:664:G:O4'	2.08	0.54
1:AA:708:C:O2'	1:AA:709:U:H5'	2.08	0.54

*Continued on next page...*



*Continued from previous page...*

Atom-1	Atom-2	Interatomic distance (Å)	Clash overlap (Å)
2:AB:126:PHE:N	2:AB:126:PHE:CD2	2.75	0.54
11:AK:91:PRO:C	11:AK:93:ARG:H	2.11	0.54
16:AP:10:GLY:O	16:AP:11:ALA:CB	2.56	0.54
17:AQ:46:VAL:HG11	17:AQ:61:ILE:HG13	1.89	0.54
21:AU:20:LYS:CE	21:AU:20:LYS:HA	2.38	0.54
22:BA:971:G:H2'	22:BA:972:A:C5'	2.38	0.54
22:BA:1224:U:H4'	39:BR:88:GLY:O	2.08	0.54
22:BA:2728:U:O2'	22:BA:2729:G:OP2	2.20	0.54
31:BJ:114:LEU:O	31:BJ:117:ALA:HB3	2.08	0.54
49:B1:34:LEU:N	49:B1:52:ALA:HB3	2.22	0.54
50:B2:44:VAL:O	50:B2:44:VAL:HG13	2.08	0.54
1:CA:748:G:H2'	1:CA:749:A:C8	2.43	0.54
1:CA:1162:C:O2	1:CA:1175:G:C2	2.60	0.54
1:CA:1201:A:H1'	1:CA:1202:U:OP2	2.08	0.54
1:CA:1298:U:O2	1:CA:1298:U:C2'	2.56	0.54
4:CD:124:MET:HE2	4:CD:146:ARG:HD2	1.89	0.54
4:CD:168:PRO:HB3	4:CD:170:TRP:CZ3	2.44	0.54
20:CT:15:GLU:OE2	20:CT:18:ARG:NH2	2.41	0.54
22:DA:648:G:H1'	22:DA:2351:G:OP1	2.08	0.54
22:DA:847:U:O2	22:DA:847:U:H2'	2.06	0.54
22:DA:1354:A:C8	22:DA:1355:G:C8	2.96	0.54
22:DA:1534:U:O2'	22:DA:1537:G:O6	2.26	0.54
22:DA:1926:U:H2'	22:DA:1928:A:N7	2.23	0.54
22:DA:2147:A:C8	22:DA:2148:G:C8	2.96	0.54
22:DA:2307:G:N2	22:DA:2312:U:C2	2.76	0.54
22:DA:2347:C:H2'	22:DA:2348:U:C5	2.43	0.54
22:DA:2369:A:H2'	22:DA:2370:G:O4'	2.08	0.54
22:DA:2899:A:H2'	22:DA:2900:A:C8	2.42	0.54
47:DZ:10:THR:HG22	47:DZ:54:MET:HA	1.90	0.54
1:AA:562:U:H1'	12:AL:12:ARG:HB3	1.90	0.53
1:AA:612:C:H2'	1:AA:613:C:H6	1.72	0.53
1:AA:1160:G:O2'	1:AA:1161:C:P	2.66	0.53
1:AA:1332:A:C8	1:AA:1333:A:C8	2.96	0.53
1:AA:1442:G:C6	1:AA:1443:C:C4	2.96	0.53
1:AA:1483:A:H2'	1:AA:1484:C:O4'	2.08	0.53
6:AF:38:ARG:HB3	6:AF:63:ASN:HB2	1.89	0.53
11:AK:126:LYS:C	21:AU:34:ARG:NH2	2.61	0.53
16:AP:42:ILE:O	16:AP:42:ILE:HG22	2.09	0.53
22:BA:1319:C:H2'	22:BA:1320:C:O5'	2.08	0.53
22:BA:2210:U:C2	22:BA:2212:A:N7	2.76	0.53
24:BC:29:PRO:HG2	24:BC:34:LEU:HD11	1.90	0.53

*Continued on next page...*

*Continued from previous page...*

Atom-1	Atom-2	Interatomic distance (Å)	Clash overlap (Å)
27:BF:2:ALA:O	27:BF:4:LEU:N	2.40	0.53
1:CA:68:G:C5	1:CA:69:G:H1'	2.43	0.53
1:CA:866:C:C5	1:CA:867:G:H1'	2.42	0.53
22:DA:600:G:C5'	26:DE:27:LEU:HD22	2.37	0.53
22:DA:1341:G:C2	41:DT:84:TYR:CD2	2.96	0.53
22:DA:2054:A:OP1	22:DA:2055:C:O2'	2.20	0.53
25:DD:177:VAL:CG2	25:DD:187:LEU:HD11	2.38	0.53
26:DE:24:ASN:O	26:DE:28:VAL:HG23	2.08	0.53
52:D4:12:ARG:HB2	52:D4:12:ARG:CZ	2.37	0.53
1:AA:144:G:C4	1:AA:179:A:C2	2.96	0.53
1:AA:737:C:C2	1:AA:738:C:C6	2.96	0.53
9:AI:11:ARG:HB2	9:AI:15:SER:O	2.07	0.53
10:AJ:5:ARG:HG3	10:AJ:6:ILE:HG13	1.90	0.53
18:AR:34:THR:OG1	18:AR:35:GLU:N	2.41	0.53
22:BA:39:G:H2'	22:BA:40:U:H6	1.73	0.53
22:BA:498:G:C2	22:BA:499:U:C6	2.97	0.53
22:BA:686:U:H2'	22:BA:788:A:N1	2.22	0.53
22:BA:945:A:H4'	22:BA:946:C:OP2	2.07	0.53
22:BA:1631:G:N1	22:BA:1634:A:OP2	2.40	0.53
22:BA:2486:C:C2'	22:BA:2487:G:O5'	2.56	0.53
23:BB:49:C:O3'	36:BO:68:LYS:HE2	2.08	0.53
27:BF:119:ALA:HB2	27:BF:177:PHE:CD2	2.44	0.53
31:BJ:23:LYS:HE3	31:BJ:142:ILE:OXT	2.08	0.53
36:BO:64:TYR:HB3	36:BO:67:ASN:ND2	2.23	0.53
38:BQ:49:ASP:HA	38:BQ:52:GLN:HB2	1.89	0.53
44:BW:51:VAL:HG21	44:BW:80:ILE:O	2.07	0.53
22:DA:119:A:H5'	57:DA:3220:HOH:O	2.08	0.53
22:DA:168:G:C2	22:DA:169:G:C8	2.96	0.53
22:DA:696:G:N1	22:DA:767:U:C2	2.76	0.53
22:DA:752:A:O2'	22:DA:753:A:P	2.65	0.53
22:DA:1259:G:H2'	22:DA:1260:A:C8	2.44	0.53
22:DA:1856:U:O4	22:DA:1857:G:C6	2.61	0.53
22:DA:2614:A:OP2	57:DA:3478:HOH:O	2.19	0.53
22:DA:2773:C:OP1	25:DD:171:THR:OG1	2.24	0.53
23:DB:90:C:H2'	23:DB:91:C:O4'	2.09	0.53
29:DH:32:PRO:O	29:DH:33:GLN:HB2	2.08	0.53
42:DU:47:LYS:HG3	42:DU:48:PRO:HD2	1.91	0.53
1:AA:67:C:O2'	1:AA:171:A:N3	2.38	0.53
1:AA:131:A:H2'	1:AA:132:C:C6	2.43	0.53
1:AA:410:G:H5''	1:AA:411:A:OP1	2.08	0.53
1:AA:652:U:O2'	1:AA:653:U:OP2	2.23	0.53

*Continued on next page...*

*Continued from previous page...*

Atom-1	Atom-2	Interatomic distance (Å)	Clash overlap (Å)
1:AA:1077:G:N1	1:AA:1081:A:C6	2.76	0.53
1:AA:1200:C:OP1	1:AA:1201:A:O2'	2.25	0.53
10:AJ:10:LEU:HG	10:AJ:98:VAL:HG12	1.91	0.53
12:AL:56:ARG:NH1	12:AL:62:GLU:HG3	2.23	0.53
22:BA:1346:G:H2'	22:BA:1347:A:H8	1.72	0.53
22:BA:1406:U:C2'	22:BA:1407:G:O5'	2.56	0.53
22:BA:1452:G:H2'	22:BA:1457:U:O4	2.08	0.53
22:BA:1490:A:O2'	24:BC:98:ASP:OD2	2.25	0.53
22:BA:1715:G:O2'	22:BA:1743:G:O6	2.23	0.53
27:BF:36:LEU:HD11	27:BF:99:PHE:CZ	2.44	0.53
37:BP:96:LYS:HB3	37:BP:98:TYR:CE1	2.43	0.53
1:CA:81:A:H2'	1:CA:82:G:C8	2.43	0.53
1:CA:273:U:H1'	17:CQ:18:GLU:OE2	2.09	0.53
1:CA:688:G:C5	1:CA:700:G:C2	2.96	0.53
1:CA:1208:C:N4	1:CA:1209:C:N4	2.57	0.53
1:CA:1409:C:H4'	22:DA:1915:U:O4	2.09	0.53
6:CF:92:THR:HG22	6:CF:93:LYS:N	2.23	0.53
14:CN:10:GLU:O	14:CN:12:LYS:N	2.41	0.53
15:CO:53:ARG:O	15:CO:56:LEU:HB3	2.09	0.53
20:CT:25:ARG:O	20:CT:29:ARG:HG3	2.08	0.53
22:DA:36:G:C6	22:DA:37:C:C4	2.97	0.53
22:DA:636:G:C6	33:DL:111:ILE:HD11	2.44	0.53
22:DA:1651:G:C6	22:DA:1652:A:C5	2.96	0.53
22:DA:1856:U:C4	22:DA:1857:G:C6	2.96	0.53
22:DA:2117:A:N1	22:DA:2171:A:N1	2.57	0.53
22:DA:2722:G:H2'	22:DA:2723:C:C6	2.43	0.53
24:DC:121:ASP:OD1	24:DC:121:ASP:N	2.41	0.53
36:DO:34:HIS:HB3	36:DO:36:TYR:CE2	2.44	0.53
50:D2:18:PHE:O	50:D2:19:ARG:C	2.47	0.53
1:AA:91:U:C2	1:AA:92:U:H1'	2.43	0.53
1:AA:927:G:N1	1:AA:1391:U:C2	2.77	0.53
1:AA:1149:C:OP2	9:AI:11:ARG:NH2	2.42	0.53
1:AA:1171:A:H2'	1:AA:1172:C:C6	2.44	0.53
1:AA:1237:C:C4	1:AA:1336:C:N3	2.76	0.53
2:AB:151:ILE:O	2:AB:152:LYS:C	2.46	0.53
3:AC:22:TRP:CD1	3:AC:59:ARG:HG2	2.43	0.53
5:AE:141:ILE:HG22	5:AE:142:ASP:N	2.23	0.53
5:AE:149:SER:O	5:AE:153:VAL:CG1	2.57	0.53
22:BA:1182:G:H2'	22:BA:1183:U:O4'	2.08	0.53
22:BA:1361:G:C6	22:BA:1362:C:N4	2.77	0.53
22:BA:2534:A:C2'	22:BA:2535:G:O5'	2.56	0.53

*Continued on next page...*

*Continued from previous page...*

Atom-1	Atom-2	Interatomic distance (Å)	Clash overlap (Å)
22:BA:2703:C:H2'	22:BA:2704:C:H6	1.73	0.53
26:BE:111:GLU:O	26:BE:115:GLN:N	2.39	0.53
32:BK:79:PHE:CD2	37:BP:70:VAL:HG22	2.44	0.53
37:BP:53:ARG:O	37:BP:56:HIS:N	2.42	0.53
42:BU:52:LEU:O	42:BU:53:ASN:HB2	2.07	0.53
53:B5:52:PRO:O	53:B5:53:ARG:HB2	2.09	0.53
1:CA:1364:U:O2	1:CA:1364:U:H2'	2.06	0.53
1:CA:1408:A:C2	1:CA:1494:G:C2	2.96	0.53
1:CA:1434:A:N6	1:CA:1435:G:C6	2.76	0.53
22:DA:5:A:C2	22:DA:2899:A:C2	2.96	0.53
22:DA:69:C:HO2'	22:DA:73:A:HO2'	1.52	0.53
22:DA:323:C:H6	22:DA:1205:A:N1	2.06	0.53
22:DA:1776:G:N2	22:DA:1789:A:H1'	2.22	0.53
22:DA:2216:G:H2'	22:DA:2217:G:C8	2.43	0.53
22:DA:2552:U:C2	22:DA:2554:U:C5'	2.91	0.53
22:DA:2808:G:H4'	22:DA:2809:A:O5'	2.08	0.53
38:DQ:47:TYR:OH	38:DQ:51:ARG:NH1	2.41	0.53
40:DS:13:SER:HB3	40:DS:16:LYS:HD2	1.90	0.53
1:AA:665:A:C2	1:AA:732:C:C5	2.96	0.53
1:AA:1142:G:H2'	1:AA:1143:G:O4'	2.08	0.53
6:AF:86:ARG:HH11	6:AF:86:ARG:HG3	1.73	0.53
6:AF:93:LYS:O	6:AF:94:HIS:HB2	2.09	0.53
8:AH:67:GLN:OE1	8:AH:67:GLN:HA	2.08	0.53
10:AJ:9:ARG:HB2	10:AJ:99:GLN:HB2	1.90	0.53
22:BA:278:A:C2	22:BA:362:A:C8	2.96	0.53
22:BA:481:G:C2	22:BA:507:A:N3	2.76	0.53
22:BA:1984:G:C6	22:BA:1985:C:C5	2.97	0.53
22:BA:2020:A:H5'	48:B0:9:THR:HG22	1.90	0.53
22:BA:2256:G:O2'	22:BA:2257:U:H5'	2.08	0.53
22:BA:2271:G:C6	22:BA:2272:U:C4	2.96	0.53
22:BA:2327:A:H2'	22:BA:2328:A:C8	2.44	0.53
22:BA:2527:C:C2'	22:BA:2528:U:H5'	2.38	0.53
29:BH:147:VAL:CG1	29:BH:149:GLU:HG3	2.36	0.53
1:CA:211:G:O2'	1:CA:212:G:C4'	2.57	0.53
1:CA:1211:U:C2'	1:CA:1212:U:OP2	2.57	0.53
1:CA:1328:C:H5''	13:CM:28:THR:HG21	1.91	0.53
22:DA:2046:G:C2	22:DA:2047:C:C2	2.96	0.53
22:DA:2267:A:H5''	22:DA:2268:A:H5'	1.91	0.53
22:DA:2280:G:O2'	22:DA:2388:A:N1	2.30	0.53
22:DA:2819:G:H5''	57:DA:3802:HOH:O	2.09	0.53
24:DC:107:PRO:HB3	24:DC:142:HIS:CE1	2.43	0.53

*Continued on next page...*

*Continued from previous page...*

Atom-1	Atom-2	Interatomic distance (Å)	Clash overlap (Å)
27:DF:44:ILE:CG2	27:DF:79:ILE:HG22	2.39	0.53
29:DH:103:VAL:HA	29:DH:106:ALA:HB3	1.89	0.53
45:DX:67:VAL:O	45:DX:70:GLU:N	2.42	0.53
1:AA:26:A:C2'	1:AA:27:G:H5'	2.39	0.53
1:AA:772:U:C2'	1:AA:773:G:O5'	2.57	0.53
1:AA:807:A:H2'	1:AA:808:C:C6	2.44	0.53
7:AG:147:ALA:O	11:AK:61:PHE:CD1	2.61	0.53
17:AQ:14:SER:HB3	17:AQ:22:VAL:CG1	2.38	0.53
22:BA:477:A:H2'	22:BA:478:A:C8	2.43	0.53
22:BA:757:G:N7	57:BA:3302:HOH:O	2.34	0.53
22:BA:1312:U:O2	22:BA:1603:A:C2	2.61	0.53
22:BA:1419:A:C5	22:BA:1421:G:C5	2.97	0.53
22:BA:1812:U:H2'	22:BA:1813:G:H8	1.73	0.53
22:BA:1998:A:OP2	25:BD:141:ARG:NH2	2.42	0.53
22:BA:2344:U:H4'	22:BA:2345:G:OP1	2.07	0.53
24:BC:246:THR:HB	24:BC:248:TRP:HE3	1.74	0.53
25:BD:133:THR:HG23	25:BD:134:HIS:CD2	2.43	0.53
26:BE:12:LEU:HD23	26:BE:13:THR:N	2.24	0.53
28:BG:27:LYS:HD2	28:BG:32:GLU:OE2	2.09	0.53
33:BL:109:LYS:HG3	33:BL:126:ARG:CB	2.39	0.53
35:BN:118:ARG:O	35:BN:120:GLU:N	2.41	0.53
36:BO:24:THR:HG22	36:BO:42:PRO:HD3	1.89	0.53
1:CA:429:U:H3'	4:CD:9:LEU:CD2	2.37	0.53
1:CA:484:G:N7	1:CA:486:U:H1'	2.23	0.53
1:CA:577:G:C8	1:CA:816:A:N1	2.77	0.53
1:CA:708:C:H2'	1:CA:709:U:C6	2.43	0.53
4:CD:9:LEU:CD1	4:CD:29:ASP:OD1	2.56	0.53
4:CD:192:SER:O	4:CD:193:ALA:HB3	2.09	0.53
22:DA:684:G:C2	22:DA:794:A:C2	2.96	0.53
22:DA:1998:A:OP2	25:DD:141:ARG:NH2	2.41	0.53
29:DH:37:VAL:CG2	29:DH:38:PRO:HD2	2.39	0.53
42:DU:88:GLU:O	42:DU:89:ASP:CB	2.56	0.53
1:AA:41:G:H2'	1:AA:42:G:H8	1.72	0.53
1:AA:223:A:H2'	1:AA:224:U:C6	2.44	0.53
1:AA:937:A:H2'	1:AA:938:A:H5'	1.89	0.53
1:AA:1180:A:H5''	1:AA:1181:G:OP2	2.07	0.53
1:AA:1379:G:C6	1:AA:1380:U:C4	2.96	0.53
4:AD:68:LEU:HD22	4:AD:68:LEU:N	2.24	0.53
12:AL:21:VAL:HG23	12:AL:95:TYR:HE1	1.71	0.53
12:AL:122:PRO:O	12:AL:124:ALA:N	2.41	0.53
14:AN:97:LYS:O	14:AN:99:ALA:N	2.41	0.53

*Continued on next page...*

*Continued from previous page...*

Atom-1	Atom-2	Interatomic distance (Å)	Clash overlap (Å)
17:AQ:10:GLY:HA3	17:AQ:25:ILE:HD13	1.90	0.53
22:BA:497:A:C6	22:BA:498:G:C5	2.97	0.53
22:BA:569:U:H1'	22:BA:947:A:O4'	2.09	0.53
22:BA:1584:U:O2	22:BA:1584:U:H2'	2.08	0.53
22:BA:1917:U:C2'	22:BA:1918:A:H5'	2.38	0.53
22:BA:2256:G:C2'	22:BA:2257:U:O5'	2.56	0.53
38:BQ:76:TYR:C	38:BQ:76:TYR:CD2	2.82	0.53
42:BU:42:VAL:O	42:BU:60:GLU:HA	2.09	0.53
53:B5:212:SER:HA	53:B5:221:PRO:CB	2.39	0.53
1:CA:78:A:N6	1:CA:79:G:C6	2.77	0.53
1:CA:247:G:C5	1:CA:278:G:N2	2.76	0.53
1:CA:299:G:C6	1:CA:300:A:C6	2.97	0.53
1:CA:407:U:H2'	1:CA:408:A:H8	1.73	0.53
1:CA:511:C:C2	1:CA:512:U:C5	2.97	0.53
1:CA:1034:G:H2'	1:CA:1035:A:C8	2.43	0.53
1:CA:1507:A:C5	1:CA:1530:G:C6	2.97	0.53
2:CB:104:TRP:CZ2	2:CB:156:GLY:N	2.77	0.53
4:CD:75:TYR:OH	4:CD:97:ARG:NH1	2.41	0.53
6:CF:99:ALA:O	6:CF:100:SER:HB3	2.09	0.53
7:CG:75:VAL:HG21	7:CG:144:MET:HG2	1.91	0.53
10:CJ:81:GLU:HA	10:CJ:84:VAL:HG12	1.89	0.53
15:CO:6:GLU:O	15:CO:10:LYS:N	2.42	0.53
19:CS:51:VAL:O	19:CS:58:VAL:HG12	2.09	0.53
22:DA:89:A:C2	22:DA:90:U:C2	2.96	0.53
22:DA:197:A:N6	22:DA:2430:A:H2'	2.24	0.53
22:DA:204:A:H5'	22:DA:206:U:O4'	2.08	0.53
22:DA:1798:U:O2'	22:DA:1802:A:N3	2.42	0.53
22:DA:2311:A:O2'	22:DA:2312:U:O5'	2.25	0.53
22:DA:2560:A:H2'	22:DA:2561:U:O4'	2.08	0.53
29:DH:2:GLN:O	29:DH:3:VAL:HG22	2.09	0.53
42:DU:82:ARG:O	42:DU:97:LYS:CG	2.57	0.53
1:AA:394:G:C5	1:AA:395:C:C5	2.97	0.53
1:AA:883:C:N3	1:AA:884:U:C4	2.76	0.53
1:AA:1157:A:N7	1:AA:1180:A:N6	2.57	0.53
1:AA:1241:G:C2	1:AA:1242:G:N7	2.77	0.53
2:AB:72:THR:HG22	2:AB:94:HIS:N	2.24	0.53
2:AB:106:THR:O	2:AB:107:VAL:CB	2.57	0.53
7:AG:30:LEU:O	7:AG:30:LEU:HD23	2.08	0.53
9:AI:9:THR:HG22	9:AI:10:GLY:N	2.23	0.53
9:AI:46:MET:SD	9:AI:46:MET:N	2.81	0.53
16:AP:51:ARG:HG2	16:AP:51:ARG:HH11	1.74	0.53

*Continued on next page...*

*Continued from previous page...*

Atom-1	Atom-2	Interatomic distance (Å)	Clash overlap (Å)
22:BA:662:G:C2	22:BA:663:G:C8	2.97	0.53
22:BA:1078:U:H1'	22:BA:1088:A:C2	2.44	0.53
22:BA:1296:G:OP1	22:BA:2709:G:O2'	2.24	0.53
24:BC:78:VAL:O	24:BC:78:VAL:HG12	2.08	0.53
26:BE:43:THR:O	26:BE:44:ARG:HB3	2.07	0.53
26:BE:59:PRO:HD3	26:BE:71:GLY:O	2.09	0.53
1:CA:55:A:C5	1:CA:56:U:C2	2.96	0.53
1:CA:567:G:C2	1:CA:568:G:H1'	2.44	0.53
1:CA:1112:C:N4	3:CC:178:LEU:HD23	2.24	0.53
7:CG:115:SER:HB3	7:CG:118:LEU:HG	1.89	0.53
9:CI:28:ILE:HB	9:CI:35:LEU:HB2	1.89	0.53
22:DA:30:G:C6	22:DA:31:C:N3	2.77	0.53
22:DA:300:A:N6	57:DA:3551:HOH:O	2.41	0.53
22:DA:1316:U:O2'	22:DA:1317:G:H5'	2.09	0.53
22:DA:2745:C:C4	22:DA:2746:U:C4	2.96	0.53
23:DB:65:U:C4	23:DB:108:A:C4	2.97	0.53
36:DO:33:ARG:O	36:DO:34:HIS:CB	2.57	0.53
36:DO:72:ALA:HA	36:DO:109:ALA:CB	2.37	0.53
42:DU:16:GLY:O	42:DU:17:LYS:HB2	2.09	0.53
1:AA:132:C:H5''	20:AT:69:LYS:HE2	1.91	0.53
1:AA:251:G:H4'	1:AA:252:U:O5'	2.09	0.53
1:AA:701:U:H4'	1:AA:702:A:H5''	1.91	0.53
1:AA:1394:A:N1	1:AA:1500:A:O2'	2.35	0.53
2:AB:160:ALA:O	2:AB:161:LEU:HB2	2.08	0.53
4:AD:15:GLU:OE2	4:AD:56:ARG:NH2	2.42	0.53
5:AE:34:THR:HB	5:AE:50:TYR:CE2	2.44	0.53
7:AG:13:LEU:HD13	7:AG:13:LEU:N	2.24	0.53
22:BA:186:G:O2'	22:BA:187:G:H5'	2.08	0.53
22:BA:776:G:C8	22:BA:793:A:C2	2.97	0.53
22:BA:1342:A:OP2	57:BA:3716:HOH:O	2.18	0.53
22:BA:2080:A:P	45:BX:19:SER:HG	2.29	0.53
22:BA:2460:U:H2'	22:BA:2461:A:H8	1.74	0.53
22:BA:2507:C:C2	22:BA:2508:G:C8	2.97	0.53
22:BA:2547:A:N7	22:BA:2566:A:C8	2.76	0.53
25:BD:139:SER:HA	25:BD:142:VAL:HG13	1.90	0.53
32:BK:63:VAL:HG22	32:BK:84:CYS:HA	1.90	0.53
34:BM:55:ARG:CZ	34:BM:55:ARG:HB3	2.38	0.53
38:BQ:58:ARG:HA	38:BQ:61:TRP:CE3	2.44	0.53
38:BQ:72:ASN:OD1	38:BQ:107:THR:HG23	2.09	0.53
43:BV:55:GLU:HB3	43:BV:59:GLU:HG3	1.90	0.53
44:BW:23:VAL:CG1	44:BW:25:ARG:O	2.56	0.53

*Continued on next page...*

*Continued from previous page...*

Atom-1	Atom-2	Interatomic distance (Å)	Clash overlap (Å)
53:B5:174:ALA:O	53:B5:175:PRO:CB	2.57	0.53
1:CA:706:A:C5	1:CA:707:U:C5	2.96	0.53
1:CA:1061:G:C5	1:CA:1062:U:C5	2.97	0.53
10:CJ:26:VAL:HG22	10:CJ:36:VAL:HG11	1.91	0.53
11:CK:110:ILE:O	21:CU:6:VAL:HG22	2.09	0.53
22:DA:226:A:H5'	22:DA:257:C:O3'	2.08	0.53
22:DA:1395:A:O2'	22:DA:1397:U:C6	2.60	0.53
22:DA:1491:G:C6	22:DA:1500:G:C2	2.97	0.53
22:DA:2113:U:C2	22:DA:2114:A:C8	2.97	0.53
22:DA:2234:G:C5	22:DA:2235:G:C8	2.96	0.53
22:DA:2712:C:C2	22:DA:2715:C:OP1	2.61	0.53
22:DA:2798:U:H4'	22:DA:2799:A:H5'	1.90	0.53
24:DC:129:THR:C	24:DC:130:LEU:HD23	2.28	0.53
27:DF:131:GLY:HA2	27:DF:153:ASP:HA	1.90	0.53
28:DG:129:THR:C	28:DG:130:GLU:HG2	2.29	0.53
37:DP:54:GLY:O	37:DP:77:HIS:NE2	2.42	0.53
1:AA:242:G:C2	1:AA:245:U:C4	2.97	0.53
1:AA:880:C:O2'	1:AA:881:G:H5'	2.09	0.53
1:AA:1062:U:C2'	1:AA:1063:C:C6	2.92	0.53
1:AA:1332:A:H2'	1:AA:1333:A:O4'	2.09	0.53
4:AD:100:ASN:OD1	4:AD:111:ARG:NH1	2.41	0.53
6:AF:92:THR:HG22	6:AF:93:LYS:N	2.24	0.53
7:AG:138:ARG:O	7:AG:142:HIS:HB2	2.09	0.53
8:AH:106:THR:HG21	8:AH:121:LEU:HD13	1.90	0.53
20:AT:35:VAL:HG22	20:AT:50:ALA:CB	2.39	0.53
22:BA:587:C:OP2	33:BL:21:ARG:NH1	2.42	0.53
22:BA:614:A:HO2'	22:BA:615:U:P	2.23	0.53
22:BA:2042:A:H2'	22:BA:2043:C:H5'	1.91	0.53
22:BA:2515:C:H1'	22:BA:2570:G:N2	2.24	0.53
22:BA:2658:C:H5''	22:BA:2659:G:OP2	2.09	0.53
22:BA:2848:G:N3	22:BA:2867:G:C2	2.77	0.53
22:BA:2896:C:C2	22:BA:2897:U:C6	2.97	0.53
24:BC:92:ALA:HB3	24:BC:104:ILE:HG13	1.92	0.53
28:BG:154:PRO:HD3	28:BG:162:VAL:O	2.09	0.53
34:BM:42:THR:CG2	34:BM:93:VAL:HG12	2.38	0.53
1:CA:734:G:C5	1:CA:735:C:C5	2.97	0.53
1:CA:803:G:C6	1:CA:804:U:N3	2.77	0.53
1:CA:892:A:C6	1:CA:893:C:C4	2.97	0.53
2:CB:134:ALA:O	2:CB:138:THR:HG23	2.09	0.53
11:CK:87:LYS:HG3	11:CK:113:VAL:HG23	1.89	0.53
11:CK:89:PRO:HD3	21:CU:29:LEU:HD11	1.91	0.53

*Continued on next page...*



*Continued from previous page...*

Atom-1	Atom-2	Interatomic distance (Å)	Clash overlap (Å)
11:CK:100:LEU:C	11:CK:102:ALA:H	2.11	0.53
22:DA:607:U:H5	22:DA:619:G:C4	2.27	0.53
22:DA:1525:A:C5	22:DA:1526:C:C4	2.96	0.53
22:DA:1938:A:C6	22:DA:2590:A:H1'	2.43	0.53
22:DA:2033:A:OP1	22:DA:2033:A:H2'	2.09	0.53
22:DA:2147:A:N7	22:DA:2148:G:C5	2.77	0.53
22:DA:2334:U:C4	36:DO:16:ARG:HD3	2.44	0.53
22:DA:2341:G:C5	22:DA:2342:C:C4	2.97	0.53
24:DC:15:HIS:O	24:DC:204:VAL:HG21	2.09	0.53
29:DH:40:THR:O	29:DH:41:LYS:C	2.48	0.53
30:DI:51:LYS:N	30:DI:51:LYS:HD3	2.24	0.53
33:DL:59:ARG:CZ	33:DL:59:ARG:HB3	2.38	0.53
34:DM:66:ARG:HB2	34:DM:101:VAL:O	2.09	0.53
41:DT:69:ARG:HA	41:DT:74:ILE:HG22	1.91	0.53
46:DY:18:LEU:O	46:DY:22:LEU:CB	2.56	0.53
1:AA:134:G:H2'	1:AA:135:C:C6	2.45	0.52
1:AA:235:C:H2'	1:AA:236:A:C8	2.44	0.52
1:AA:1170:A:OP1	2:AB:139:ARG:NH2	2.42	0.52
1:AA:1277:C:C2'	1:AA:1279:G:H8	2.22	0.52
2:AB:88:ASP:OD2	2:AB:88:ASP:N	2.42	0.52
3:AC:155:GLY:O	3:AC:196:ILE:HG12	2.10	0.52
4:AD:97:ARG:O	4:AD:100:ASN:HB3	2.09	0.52
9:AI:30:ILE:HD11	9:AI:38:TYR:CD2	2.44	0.52
17:AQ:52:GLU:N	17:AQ:52:GLU:CD	2.63	0.52
22:BA:1144:A:C6	22:BA:1145:C:C4	2.97	0.52
22:BA:1268:A:P	57:BA:3378:HOH:O	2.67	0.52
27:BF:108:VAL:HG11	27:BF:176:PRO:HG2	1.90	0.52
4:CD:46:PRO:O	4:CD:47:ARG:C	2.46	0.52
4:CD:70:ARG:O	4:CD:74:ASN:ND2	2.40	0.52
22:DA:1428:C:C5	22:DA:1569:A:H5''	2.44	0.52
22:DA:2094:A:C2	22:DA:2196:C:C2	2.96	0.52
22:DA:2563:U:H1'	22:DA:2566:A:C6	2.44	0.52
25:DD:122:VAL:HG21	25:DD:141:ARG:HB3	1.90	0.52
34:DM:34:LYS:HD3	43:DV:82:TYR:HA	1.91	0.52
1:AA:542:G:C2	1:AA:543:U:C4	2.97	0.52
1:AA:579:A:C4	1:AA:580:C:C5	2.97	0.52
1:AA:647:C:O2'	1:AA:648:A:H5'	2.09	0.52
1:AA:976:G:OP2	1:AA:1358:U:O2'	2.27	0.52
1:AA:1241:G:C2	1:AA:1242:G:C5	2.96	0.52
8:AH:30:SER:O	8:AH:31:LYS:C	2.47	0.52
12:AL:24:LEU:CG	12:AL:25:GLU:H	2.22	0.52

*Continued on next page...*

*Continued from previous page...*

Atom-1	Atom-2	Interatomic distance (Å)	Clash overlap (Å)
22:BA:558:U:OP2	31:BJ:113:PRO:HG2	2.10	0.52
22:BA:860:U:C6	22:BA:2268:A:O4'	2.62	0.52
22:BA:1179:G:C6	22:BA:1180:U:H1'	2.43	0.52
22:BA:1667:G:O2'	22:BA:1991:U:O4	2.20	0.52
22:BA:1993:U:H4'	25:BD:133:THR:CG2	2.39	0.52
22:BA:2297:A:N1	22:BA:2321:U:C5	2.75	0.52
22:BA:2478:A:H5'	52:B4:32:LYS:HD3	1.91	0.52
24:BC:209:GLY:O	24:BC:211:ALA:N	2.42	0.52
25:BD:46:ARG:NH2	25:BD:88:GLU:O	2.42	0.52
29:BH:83:LYS:HG3	1:CA:55:A:N3	2.23	0.52
53:B5:53:ARG:HD3	53:B5:204:GLY:HA3	1.91	0.52
1:CA:103:U:O2'	1:CA:172:A:N1	2.34	0.52
2:CB:126:PHE:HD2	2:CB:126:PHE:N	2.07	0.52
4:CD:34:ILE:O	4:CD:35:GLU:HB3	2.09	0.52
11:CK:127:ARG:N	21:CU:34:ARG:NH2	2.57	0.52
13:CM:93:ARG:CZ	13:CM:93:ARG:HB3	2.38	0.52
14:CN:3:LYS:HB3	14:CN:6:MET:HG2	1.91	0.52
17:CQ:14:SER:C	17:CQ:17:MET:HE1	2.29	0.52
22:DA:247:G:N7	22:DA:249:C:N1	2.57	0.52
22:DA:309:A:H4'	42:DU:16:GLY:HA2	1.90	0.52
22:DA:430:A:H2'	22:DA:431:U:H5'	1.91	0.52
22:DA:868:U:C4	22:DA:869:G:N7	2.77	0.52
22:DA:1799:G:N2	22:DA:1818:U:O2'	2.41	0.52
22:DA:2289:G:C2	22:DA:2290:G:C8	2.97	0.52
22:DA:2666:C:C5	22:DA:2667:C:C4	2.96	0.52
24:DC:34:LEU:O	24:DC:35:GLU:HB3	2.08	0.52
29:DH:31:VAL:CB	29:DH:32:PRO:CD	2.86	0.52
29:DH:34:GLY:O	29:DH:35:LYS:HB2	2.09	0.52
1:AA:281:G:O2'	1:AA:282:A:OP2	2.24	0.52
1:AA:623:C:C4	1:AA:624:C:C5	2.97	0.52
1:AA:1115:U:H2'	1:AA:1116:U:C6	2.44	0.52
1:AA:1250:A:H4'	9:AI:70:GLY:O	2.08	0.52
1:AA:1304:G:N1	1:AA:1305:G:N2	2.57	0.52
1:AA:1538:C:H2'	1:AA:1539:C:H5'	1.91	0.52
3:AC:37:PHE:O	3:AC:41:GLN:HB2	2.10	0.52
3:AC:113:ALA:O	3:AC:116:VAL:HB	2.09	0.52
4:AD:188:ARG:NH2	4:AD:197:GLU:OE1	2.42	0.52
7:AG:130:ASN:HA	7:AG:135:VAL:HG11	1.91	0.52
22:BA:839:U:H2'	22:BA:840:C:C6	2.44	0.52
22:BA:936:A:H2'	22:BA:937:C:C6	2.45	0.52
22:BA:1341:G:N3	41:BT:84:TYR:CD1	2.78	0.52

*Continued on next page...*

*Continued from previous page...*

Atom-1	Atom-2	Interatomic distance (Å)	Clash overlap (Å)
22:BA:1360:G:C6	22:BA:1372:U:C2	2.97	0.52
22:BA:1474:U:C4	22:BA:1475:G:N2	2.77	0.52
22:BA:2075:U:C4	22:BA:2238:G:C6	2.96	0.52
22:BA:2199:A:O4'	29:BH:28:ASN:ND2	2.42	0.52
22:BA:2886:A:C4	22:BA:2887:A:C8	2.96	0.52
23:BB:22:U:H2'	23:BB:23:G:C8	2.45	0.52
29:BH:77:THR:HA	29:BH:143:ILE:O	2.09	0.52
32:BK:23:LYS:HB3	32:BK:40:LYS:HB3	1.92	0.52
39:BR:49:ILE:O	39:BR:51:VAL:O	2.26	0.52
45:BX:17:ASN:O	45:BX:24:ALA:HA	2.08	0.52
1:CA:154:U:O4	1:CA:155:A:N6	2.43	0.52
1:CA:374:A:H5''	1:CA:452:A:C2	2.45	0.52
1:CA:475:C:H2'	1:CA:476:U:C6	2.45	0.52
1:CA:834:U:H2'	1:CA:835:U:C6	2.44	0.52
1:CA:847:G:C2	1:CA:848:C:C2	2.98	0.52
1:CA:977:A:H3'	1:CA:977:A:N3	2.24	0.52
1:CA:1048:G:OP2	57:CA:1847:HOH:O	2.19	0.52
2:CB:91:PHE:O	2:CB:150:GLY:HA3	2.10	0.52
4:CD:29:ASP:O	4:CD:31:LYS:NZ	2.40	0.52
9:CI:18:ARG:O	9:CI:65:ILE:HA	2.09	0.52
16:CP:20:VAL:HG21	16:CP:32:PHE:CD1	2.44	0.52
22:DA:299:A:C5	22:DA:322:A:C2	2.97	0.52
22:DA:1566:A:N1	24:DC:213:TRP:CE3	2.77	0.52
22:DA:1649:G:N1	22:DA:2009:A:C6	2.77	0.52
22:DA:2324:U:C6	22:DA:2324:U:OP2	2.63	0.52
22:DA:2347:C:H2'	22:DA:2348:U:C6	2.44	0.52
29:DH:72:ILE:HG22	29:DH:72:ILE:O	2.09	0.52
1:AA:1368:A:OP2	9:AI:114:LYS:HD3	2.09	0.52
1:AA:1470:U:H2'	1:AA:1471:U:C6	2.45	0.52
2:AB:35:ARG:HA	2:AB:35:ARG:HE	1.75	0.52
3:AC:149:ILE:HG13	3:AC:201:TRP:O	2.10	0.52
5:AE:97:GLN:HB2	5:AE:124:LEU:HD12	1.91	0.52
8:AH:111:MET:HE1	8:AH:116:ALA:HA	1.91	0.52
11:AK:31:ILE:HB	11:AK:46:THR:HG22	1.90	0.52
12:AL:24:LEU:HB2	12:AL:59:ASN:HD22	1.75	0.52
19:AS:50:ALA:HA	19:AS:58:VAL:O	2.10	0.52
22:BA:265:A:H4'	22:BA:266:G:OP1	2.09	0.52
22:BA:696:G:O2'	22:BA:697:G:H5'	2.09	0.52
22:BA:1020:A:C2	22:BA:1141:U:C2	2.98	0.52
22:BA:1090:A:H2'	22:BA:1091:G:C5'	2.39	0.52
22:BA:1353:A:C2'	22:BA:1354:A:H5'	2.39	0.52

*Continued on next page...*

*Continued from previous page...*

Atom-1	Atom-2	Interatomic distance (Å)	Clash overlap (Å)
22:BA:1359:A:N7	22:BA:1373:A:C2	2.77	0.52
22:BA:1627:G:C2	22:BA:1628:G:C8	2.98	0.52
22:BA:1917:U:H2'	22:BA:1917:U:O2	2.10	0.52
22:BA:2291:U:H2'	22:BA:2292:U:C6	2.45	0.52
27:BF:117:LEU:HD23	27:BF:176:PRO:HB2	1.91	0.52
36:BO:60:GLU:O	36:BO:62:LEU:N	2.42	0.52
42:BU:97:LYS:O	42:BU:98:SER:OG	2.26	0.52
1:CA:485:U:OP2	1:CA:485:U:H4'	2.09	0.52
1:CA:624:C:H2'	1:CA:625:U:O4'	2.09	0.52
1:CA:892:A:O2'	1:CA:1415:G:H4'	2.10	0.52
1:CA:939:G:P	7:CG:95:ARG:NH2	2.83	0.52
1:CA:1028:C:C6	1:CA:1028:C:OP2	2.63	0.52
1:CA:1250:A:C6	1:CA:1251:A:C6	2.97	0.52
2:CB:123:ASP:O	2:CB:124:GLY:C	2.47	0.52
3:CC:83:ASP:O	3:CC:85:GLU:N	2.43	0.52
3:CC:111:LEU:N	3:CC:111:LEU:HD23	2.24	0.52
4:CD:32:CYS:O	4:CD:33:LYS:HB2	2.09	0.52
4:CD:32:CYS:SG	4:CD:33:LYS:N	2.81	0.52
6:CF:99:ALA:O	6:CF:100:SER:CB	2.58	0.52
16:CP:14:ARG:N	16:CP:15:PRO:CD	2.72	0.52
21:CU:8:GLU:HB3	21:CU:12:PHE:CE2	2.45	0.52
22:DA:756:A:H2'	22:DA:757:G:O4'	2.09	0.52
22:DA:833:A:H2'	22:DA:834:G:C8	2.44	0.52
22:DA:1965:C:OP1	22:DA:1966:A:H2'	2.09	0.52
22:DA:1973:G:C6	22:DA:1974:C:N3	2.77	0.52
22:DA:2303:G:O4'	27:DF:123:ASP:HA	2.10	0.52
22:DA:2324:U:OP2	22:DA:2324:U:H6	1.92	0.52
22:DA:2840:C:H5''	35:DN:53:THR:OG1	2.10	0.52
25:DD:29:VAL:HB	25:DD:98:VAL:HB	1.91	0.52
26:DE:150:THR:O	26:DE:192:ALA:HB2	2.09	0.52
41:DT:61:LEU:C	41:DT:61:LEU:HD12	2.29	0.52
50:D2:22:MET:SD	50:D2:28:ARG:HG2	2.49	0.52
1:AA:233:C:H2'	1:AA:234:C:C6	2.44	0.52
1:AA:1478:U:H2'	1:AA:1479:C:C6	2.44	0.52
4:AD:191:LEU:O	4:AD:192:SER:HB3	2.08	0.52
11:AK:71:ALA:O	11:AK:73:ALA:N	2.42	0.52
12:AL:86:ARG:NE	12:AL:88:LYS:HB3	2.25	0.52
16:AP:43:ALA:O	16:AP:46:LYS:HD2	2.08	0.52
19:AS:64:ASP:O	19:AS:65:GLU:HB3	2.09	0.52
20:AT:70:ASN:HA	20:AT:73:ALA:HB3	1.91	0.52
22:BA:588:U:H1'	26:BE:85:PHE:CD1	2.45	0.52

*Continued on next page...*

*Continued from previous page...*

Atom-1	Atom-2	Interatomic distance (Å)	Clash overlap (Å)
22:BA:813:U:H2'	22:BA:814:C:C6	2.45	0.52
22:BA:944:C:H2'	57:BA:3351:HOH:O	2.08	0.52
22:BA:1556:C:O2'	22:BA:1557:C:H5'	2.10	0.52
22:BA:2489:U:C4	22:BA:2490:G:C6	2.97	0.52
24:BC:121:ASP:O	24:BC:122:ALA:O	2.27	0.52
29:BH:51:ARG:NH1	29:BH:55:GLU:OE1	2.43	0.52
32:BK:2:ILE:HG23	32:BK:6:THR:HG21	1.91	0.52
32:BK:34:GLY:O	32:BK:35:VAL:C	2.47	0.52
37:BP:103:ARG:HH11	37:BP:103:ARG:HG2	1.75	0.52
40:BS:38:TYR:CD2	48:B0:28:LEU:HD21	2.44	0.52
43:BV:8:VAL:HG23	43:BV:9:ARG:N	2.23	0.52
43:BV:51:GLN:OE1	43:BV:57:TYR:OH	2.27	0.52
46:BY:9:LYS:HG2	46:BY:10:SER:N	2.24	0.52
46:BY:23:ARG:O	46:BY:24:GLU:C	2.47	0.52
49:B1:10:LYS:O	49:B1:51:GLU:HG2	2.08	0.52
1:CA:542:G:C2	1:CA:543:U:C6	2.98	0.52
1:CA:676:A:H2'	1:CA:677:U:H6	1.75	0.52
1:CA:833:G:C4	1:CA:834:U:C6	2.98	0.52
3:CC:72:ARG:O	3:CC:75:ILE:HG22	2.10	0.52
3:CC:165:THR:O	3:CC:166:GLU:O	2.28	0.52
5:CE:104:GLY:O	5:CE:105:ILE:HG22	2.10	0.52
6:CF:18:VAL:HG12	6:CF:19:PRO:N	2.23	0.52
8:CH:113:ASP:OD1	8:CH:114:ARG:N	2.43	0.52
15:CO:29:VAL:HG13	15:CO:63:ARG:HG3	1.92	0.52
20:CT:70:ASN:O	20:CT:73:ALA:N	2.42	0.52
22:DA:308:G:C6	22:DA:309:A:C6	2.98	0.52
22:DA:320:A:H2'	26:DE:131:THR:HG21	1.91	0.52
22:DA:919:U:H2'	22:DA:920:A:O4'	2.09	0.52
22:DA:2683:C:OP1	37:DP:56:HIS:HB3	2.10	0.52
22:DA:2810:A:H5''	25:DD:62:LYS:HE2	1.90	0.52
22:DA:2820:A:C8	25:DD:196:ALA:HB1	2.43	0.52
24:DC:141:VAL:CG1	24:DC:190:ALA:HB1	2.39	0.52
26:DE:97:ASN:HB2	26:DE:100:MET:SD	2.50	0.52
34:DM:19:GLY:O	34:DM:38:ARG:NH1	2.42	0.52
50:D2:24:THR:HG23	50:D2:27:GLY:HA3	1.91	0.52
1:AA:478:A:H2'	1:AA:479:U:O4'	2.10	0.52
1:AA:587:G:N2	1:AA:755:G:C4	2.77	0.52
1:AA:1212:U:H5'	1:AA:1213:A:C8	2.45	0.52
1:AA:1239:A:H62	1:AA:1299:A:N6	2.08	0.52
1:AA:1258:G:C6	1:AA:1259:C:C4	2.97	0.52
3:AC:87:LEU:O	3:AC:91:VAL:HG23	2.09	0.52

*Continued on next page...*

*Continued from previous page...*

Atom-1	Atom-2	Interatomic distance (Å)	Clash overlap (Å)
4:AD:192:SER:O	4:AD:193:ALA:HB3	2.09	0.52
10:AJ:6:ILE:HD12	10:AJ:76:ILE:HB	1.92	0.52
15:AO:46:HIS:O	15:AO:48:LYS:N	2.35	0.52
17:AQ:43:LYS:O	17:AQ:44:LEU:HD23	2.08	0.52
20:AT:54:MET:HA	20:AT:57:ILE:HG22	1.92	0.52
22:BA:141:G:H3'	22:BA:142:A:C8	2.44	0.52
22:BA:1277:G:H5'	35:BN:20:MET:CE	2.39	0.52
22:BA:1795:C:C2	22:BA:1796:U:C6	2.98	0.52
33:BL:109:LYS:HG3	33:BL:126:ARG:HB2	1.92	0.52
35:BN:24:MET:SD	35:BN:44:LEU:HD22	2.50	0.52
42:BU:14:LEU:HD11	42:BU:71:ALA:HB2	1.92	0.52
1:CA:50:A:N6	1:CA:361:G:C4'	2.72	0.52
1:CA:243:A:H4'	1:CA:244:U:H5''	1.92	0.52
6:CF:16:GLU:C	6:CF:18:VAL:H	2.12	0.52
10:CJ:41:PRO:O	10:CJ:42:LEU:HB2	2.08	0.52
15:CO:60:VAL:O	15:CO:63:ARG:HB3	2.08	0.52
22:DA:55:G:C2	22:DA:56:A:C8	2.97	0.52
22:DA:137:U:H5''	22:DA:140:C:C5	2.45	0.52
22:DA:658:U:C2	22:DA:659:G:C8	2.98	0.52
22:DA:830:G:C4	22:DA:2448:A:C5	2.98	0.52
22:DA:836:G:C5	22:DA:837:C:C4	2.97	0.52
22:DA:958:U:OP2	34:DM:14:LYS:HD2	2.10	0.52
22:DA:1029:A:N1	22:DA:2465:C:O2'	2.36	0.52
22:DA:1364:G:C8	45:DX:2:SER:N	2.77	0.52
22:DA:1801:A:C4	24:DC:262:ARG:NH2	2.78	0.52
22:DA:2816:G:N3	22:DA:2883:A:O2'	2.35	0.52
28:DG:154:PRO:HA	28:DG:160:LYS:O	2.10	0.52
29:DH:23:ALA:O	29:DH:27:ARG:N	2.38	0.52
29:DH:34:GLY:O	29:DH:35:LYS:HD2	2.10	0.52
33:DL:90:VAL:N	33:DL:121:THR:O	2.43	0.52
33:DL:105:ILE:CG2	33:DL:107:PHE:O	2.58	0.52
1:AA:19:A:H1'	1:AA:917:G:N2	2.24	0.52
1:AA:100:G:N7	1:AA:101:A:N7	2.58	0.52
1:AA:554:A:H2'	1:AA:555:U:H6	1.73	0.52
1:AA:723:U:OP1	21:AU:49:LYS:HB2	2.10	0.52
1:AA:1358:U:C6	1:AA:1359:C:C5	2.98	0.52
3:AC:22:TRP:CD1	3:AC:59:ARG:HD3	2.44	0.52
4:AD:62:ARG:NH1	4:AD:69:GLU:HG2	2.25	0.52
6:AF:46:GLN:HA	6:AF:56:LYS:HG2	1.92	0.52
11:AK:72:ASP:O	11:AK:73:ALA:HB2	2.09	0.52
19:AS:29:LYS:CB	19:AS:30:PRO:CD	2.87	0.52

*Continued on next page...*

*Continued from previous page...*

Atom-1	Atom-2	Interatomic distance (Å)	Clash overlap (Å)
22:BA:527:C:H4'	22:BA:528:A:O5'	2.10	0.52
22:BA:712:G:H2'	22:BA:713:G:H5'	1.91	0.52
22:BA:1019:U:O4	22:BA:1020:A:N6	2.43	0.52
22:BA:1316:U:C2	22:BA:1337:G:N2	2.78	0.52
24:BC:18:LYS:HE2	24:BC:18:LYS:HA	1.89	0.52
30:BI:28:LEU:HD11	30:BI:35:ILE:HA	1.90	0.52
30:BI:57:VAL:HG22	30:BI:58:VAL:N	2.25	0.52
37:BP:110:ILE:O	37:BP:111:LYS:O	2.28	0.52
38:BQ:88:VAL:HG13	39:BR:49:ILE:HD11	1.90	0.52
1:CA:1211:U:O2'	1:CA:1212:U:P	2.67	0.52
1:CA:1291:U:OP1	7:CG:37:SER:HB3	2.09	0.52
2:CB:126:PHE:N	2:CB:126:PHE:CD2	2.78	0.52
4:CD:26:ARG:HG3	4:CD:27:ALA:N	2.25	0.52
5:CE:18:VAL:CG2	5:CE:56:VAL:HG13	2.40	0.52
6:CF:22:ILE:O	6:CF:26:THR:OG1	2.25	0.52
8:CH:35:ALA:O	8:CH:39:VAL:HG23	2.09	0.52
22:DA:188:G:C2	22:DA:209:C:N3	2.77	0.52
22:DA:222:A:H3'	22:DA:421:C:H5'	1.90	0.52
22:DA:228:C:C5'	22:DA:229:C:C6	2.93	0.52
22:DA:279:A:H61	22:DA:361:G:H1'	1.75	0.52
22:DA:874:G:C2	22:DA:904:G:C2	2.97	0.52
22:DA:2571:U:C4	22:DA:2574:G:C8	2.98	0.52
24:DC:72:ASP:O	24:DC:74:ILE:HD12	2.09	0.52
31:DJ:17:VAL:HG22	31:DJ:55:ILE:HB	1.91	0.52
35:DN:20:MET:HG3	35:DN:21:PHE:N	2.24	0.52
40:DS:7:HIS:HB2	40:DS:50:VAL:CG2	2.40	0.52
50:D2:34:ARG:HB2	50:D2:42:LEU:CD1	2.40	0.52
1:AA:203:G:C2	1:AA:215:C:C2	2.98	0.52
1:AA:255:G:H4'	17:AQ:19:LYS:HD2	1.91	0.52
1:AA:1070:U:C2	1:AA:1071:C:C5	2.98	0.52
1:AA:1074:G:C2	1:AA:1075:U:C2	2.98	0.52
2:AB:71:GLY:O	2:AB:93:ASN:HA	2.10	0.52
11:AK:53:ARG:O	11:AK:56:ARG:HB2	2.09	0.52
13:AM:11:ASP:OD1	13:AM:45:ILE:HB	2.10	0.52
22:BA:877:A:N6	22:BA:899:A:C6	2.78	0.52
22:BA:2280:G:C2	22:BA:2281:A:C8	2.98	0.52
22:BA:2526:G:N1	22:BA:2538:C:O2	2.42	0.52
22:BA:2649:C:O2'	22:BA:2650:U:H5'	2.09	0.52
29:BH:2:GLN:O	29:BH:3:VAL:HG22	2.10	0.52
29:BH:94:ILE:HD12	29:BH:98:ASP:HB3	1.92	0.52
34:BM:118:LYS:O	34:BM:121:ALA:HB3	2.10	0.52

*Continued on next page...*

*Continued from previous page...*

Atom-1	Atom-2	Interatomic distance (Å)	Clash overlap (Å)
41:BT:1:MET:O	41:BT:2:ILE:HG13	2.10	0.52
43:BV:72:VAL:HG12	43:BV:93:ARG:HA	1.90	0.52
53:B5:50:ILE:CG2	53:B5:51:ASP:N	2.73	0.52
1:CA:747:A:N6	1:CA:748:G:C6	2.78	0.52
1:CA:920:U:H2'	1:CA:921:U:H6	1.70	0.52
1:CA:964:A:N3	1:CA:969:A:O2'	2.38	0.52
1:CA:1288:A:N1	1:CA:1371:G:H1'	2.25	0.52
1:CA:1499:A:H3'	57:CA:1881:HOH:O	2.10	0.52
7:CG:59:LEU:O	7:CG:63:GLU:HB2	2.10	0.52
8:CH:12:THR:HG23	8:CH:15:ARG:NH1	2.25	0.52
22:DA:433:C:H2'	22:DA:434:U:C6	2.44	0.52
22:DA:1197:G:H2'	22:DA:1198:U:H6	1.73	0.52
22:DA:1248:G:N3	38:DQ:3:ARG:HG3	2.24	0.52
22:DA:1774:C:OP1	57:DA:3440:HOH:O	2.18	0.52
23:DB:46:A:H5''	36:DO:3:LYS:HE3	1.92	0.52
28:DG:24:ILE:HG21	28:DG:72:LEU:HD21	1.92	0.52
30:DI:89:GLY:HA3	30:DI:136:MET:HE3	1.91	0.52
42:DU:13:VAL:HG21	42:DU:39:ILE:HD12	1.92	0.52
1:AA:8:A:C5	4:AD:206:LYS:HB3	2.44	0.52
1:AA:457:G:C6	1:AA:458:U:N3	2.77	0.52
1:AA:472:U:C4	1:AA:473:U:C4	2.98	0.52
1:AA:774:G:C4	1:AA:775:G:C8	2.97	0.52
1:AA:1418:A:C8	1:AA:1419:G:O4'	2.62	0.52
1:AA:1498:U:H1'	1:AA:1499:A:N7	2.24	0.52
2:AB:187:VAL:O	2:AB:187:VAL:HG23	2.10	0.52
3:AC:11:ARG:O	3:AC:14:ILE:O	2.28	0.52
4:AD:9:LEU:CD2	4:AD:22:LYS:HB2	2.40	0.52
6:AF:14:GLN:O	6:AF:15:SER:C	2.47	0.52
6:AF:40:GLU:HB3	6:AF:42:TRP:CD1	2.45	0.52
7:AG:99:LEU:O	7:AG:101:MET:N	2.42	0.52
7:AG:113:ASP:OD2	7:AG:113:ASP:N	2.43	0.52
10:AJ:51:VAL:O	10:AJ:62:ARG:HA	2.10	0.52
20:AT:75:HIS:O	20:AT:78:ASN:N	2.43	0.52
22:BA:498:G:H2'	22:BA:499:U:H6	1.75	0.52
22:BA:859:G:O2'	22:BA:860:U:P	2.67	0.52
22:BA:1344:U:O2'	22:BA:1345:C:OP2	2.23	0.52
22:BA:2052:A:C2	22:BA:2053:G:N9	2.78	0.52
22:BA:2140:G:C2	22:BA:2152:G:C2	2.98	0.52
22:BA:2310:C:C4	27:BF:77:PHE:CZ	2.98	0.52
22:BA:2600:A:C4	22:BA:2601:C:C5	2.98	0.52
22:BA:2638:G:O2'	22:BA:2775:G:N2	2.41	0.52

*Continued on next page...*



*Continued from previous page...*

Atom-1	Atom-2	Interatomic distance (Å)	Clash overlap (Å)
24:BC:207:LYS:O	24:BC:210:ALA:HB3	2.10	0.52
50:B2:43:THR:O	50:B2:44:VAL:HG12	2.09	0.52
1:CA:144:G:C5	1:CA:179:A:C2	2.98	0.52
1:CA:209:U:O2	1:CA:209:U:H2'	2.10	0.52
1:CA:1203:C:H4'	14:CN:67:THR:HB	1.91	0.52
5:CE:101:GLU:C	5:CE:103:THR:N	2.64	0.52
13:CM:96:PRO:HB2	13:CM:100:GLN:HB2	1.92	0.52
22:DA:204:A:C8	22:DA:206:U:N3	2.77	0.52
22:DA:266:G:N2	22:DA:427:U:H1'	2.25	0.52
22:DA:1045:C:H1'	22:DA:1047:G:C6	2.45	0.52
22:DA:1359:A:C2	22:DA:1360:G:H1'	2.43	0.52
22:DA:1847:A:O2'	22:DA:1848:A:C8	2.63	0.52
22:DA:1856:U:O4	22:DA:1857:G:N1	2.43	0.52
22:DA:2469:A:H4'	34:DM:55:ARG:HD3	1.91	0.52
23:DB:58:A:H2'	23:DB:59:A:O4'	2.10	0.52
29:DH:25:TYR:CZ	29:DH:30:LEU:HD21	2.45	0.52
30:DI:57:VAL:HG22	30:DI:58:VAL:N	2.24	0.52
42:DU:72:ILE:HD12	42:DU:81:ASP:O	2.09	0.52
42:DU:95:PHE:O	42:DU:95:PHE:CG	2.62	0.52
1:AA:452:A:N7	1:AA:453:G:C8	2.78	0.52
1:AA:462:G:C8	1:AA:463:U:C5	2.98	0.52
1:AA:858:G:N7	57:AA:1823:HOH:O	2.42	0.52
1:AA:1298:U:N3	7:AG:114:LYS:HA	2.25	0.52
4:AD:191:LEU:HD12	4:AD:192:SER:HB2	1.91	0.52
8:AH:5:ASP:OD1	8:AH:8:ALA:HB2	2.09	0.52
9:AI:113:ARG:NH2	14:AN:101:TRP:CZ2	2.77	0.52
11:AK:21:ALA:CB	11:AK:34:ILE:HD13	2.40	0.52
22:BA:1045:C:C3'	22:BA:1046:A:H5'	2.40	0.52
22:BA:1808:A:O2'	45:BX:3:ARG:NH1	2.43	0.52
22:BA:1999:C:OP1	22:BA:2723:C:O2'	2.26	0.52
22:BA:2199:A:C1'	29:BH:28:ASN:ND2	2.73	0.52
22:BA:2210:U:O2	22:BA:2212:A:C8	2.63	0.52
22:BA:2674:G:H2'	22:BA:2675:A:H8	1.75	0.52
22:BA:2820:A:OP1	35:BN:2:ARG:NH2	2.43	0.52
22:BA:2887:A:C2	22:BA:2888:C:C6	2.98	0.52
30:BI:75:PRO:HB2	30:BI:78:VAL:HG13	1.92	0.52
39:BR:49:ILE:CA	39:BR:52:PRO:O	2.58	0.52
39:BR:58:VAL:HG13	39:BR:102:SER:HB2	1.92	0.52
44:BW:52:GLY:HA3	44:BW:60:PHE:CE2	2.45	0.52
48:B0:31:ASP:OD1	48:B0:34:SER:N	2.43	0.52
48:B0:40:ARG:O	48:B0:41:HIS:HB2	2.10	0.52

*Continued on next page...*

*Continued from previous page...*

Atom-1	Atom-2	Interatomic distance (Å)	Clash overlap (Å)
1:CA:238:A:O2'	1:CA:239:U:H5'	2.09	0.52
1:CA:505:G:H2'	1:CA:506:G:C8	2.44	0.52
1:CA:1022:A:C5	1:CA:1023:U:C5	2.98	0.52
2:CB:15:HIS:C	2:CB:15:HIS:ND1	2.63	0.52
4:CD:29:ASP:C	4:CD:31:LYS:H	2.13	0.52
21:CU:12:PHE:O	21:CU:13:ASP:CB	2.58	0.52
22:DA:54:G:C6	22:DA:55:G:N7	2.78	0.52
22:DA:104:A:H2'	22:DA:105:C:O4'	2.10	0.52
22:DA:528:A:OP1	57:DA:3247:HOH:O	2.19	0.52
22:DA:533:G:H5'	38:DQ:24:TYR:CE2	2.45	0.52
22:DA:571:U:C4	22:DA:575:A:C5	2.98	0.52
22:DA:750:A:H5''	22:DA:751:A:OP2	2.09	0.52
22:DA:2083:G:N7	22:DA:2084:C:C5	2.77	0.52
22:DA:2142:A:N1	22:DA:2150:C:N3	2.58	0.52
22:DA:2596:U:C5	22:DA:2597:G:C5	2.97	0.52
24:DC:9:THR:O	24:DC:10:SER:HB3	2.10	0.52
27:DF:3:LYS:HD3	27:DF:101:GLU:OE2	2.10	0.52
28:DG:60:ASP:O	28:DG:62:TRP:N	2.43	0.52
30:DI:54:PRO:HG2	30:DI:78:VAL:HG21	1.92	0.52
34:DM:31:PHE:CD1	34:DM:113:ALA:HB2	2.45	0.52
39:DR:6:GLN:HB3	39:DR:37:GLU:HB3	1.92	0.52
40:DS:23:LEU:HD22	48:D0:24:ALA:HB2	1.92	0.52
1:AA:390:U:H2'	1:AA:391:G:H8	1.75	0.51
1:AA:444:G:C6	1:AA:445:G:C5	2.98	0.51
1:AA:565:U:C4	1:AA:566:G:C5	2.98	0.51
2:AB:58:ASN:HA	2:AB:61:ALA:HB3	1.91	0.51
6:AF:47:LEU:HD12	6:AF:55:HIS:HA	1.91	0.51
6:AF:68:GLN:HA	6:AF:71:ILE:HG22	1.92	0.51
20:AT:34:LYS:O	20:AT:37:ALA:HB3	2.09	0.51
21:AU:12:PHE:N	21:AU:12:PHE:CD2	2.78	0.51
22:BA:21:A:O2'	22:BA:22:C:H5'	2.10	0.51
22:BA:854:C:O2	22:BA:924:G:C2	2.63	0.51
22:BA:972:A:C6	22:BA:973:A:C6	2.98	0.51
22:BA:1829:A:O2'	24:BC:15:HIS:CD2	2.64	0.51
22:BA:2223:G:C5	22:BA:2224:G:C8	2.98	0.51
32:BK:108:ARG:O	32:BK:110:GLU:N	2.43	0.51
40:BS:43:ALA:HA	40:BS:46:LEU:CD1	2.40	0.51
45:BX:77:LYS:HE3	45:BX:78:TYR:N	2.25	0.51
1:CA:17:U:H2'	1:CA:18:C:C6	2.44	0.51
1:CA:227:G:H2'	1:CA:228:A:O4'	2.10	0.51
1:CA:553:A:H4'	12:CL:27:CYS:O	2.11	0.51

*Continued on next page...*

*Continued from previous page...*

Atom-1	Atom-2	Interatomic distance (Å)	Clash overlap (Å)
1:CA:579:A:H2'	1:CA:580:C:C6	2.45	0.51
1:CA:704:A:C5	1:CA:705:G:C8	2.98	0.51
1:CA:1084:G:C5	1:CA:1085:U:C4	2.97	0.51
7:CG:40:GLU:HB2	7:CG:44:TYR:CE2	2.45	0.51
17:CQ:12:VAL:HG23	17:CQ:57:ASP:O	2.10	0.51
22:DA:185:G:C5	22:DA:212:G:N2	2.79	0.51
22:DA:467:G:H4'	22:DA:796:C:O2'	2.09	0.51
22:DA:2226:C:C4	22:DA:2227:A:C5	2.98	0.51
22:DA:2610:C:H5'	54:D6:7:004:HD2	1.92	0.51
22:DA:2811:G:C6	22:DA:2890:G:N2	2.78	0.51
22:DA:2842:G:H2'	22:DA:2843:G:O4'	2.11	0.51
30:DI:105:GLN:O	30:DI:106:LEU:HG	2.10	0.51
48:D0:44:THR:C	48:D0:46:ASP:H	2.13	0.51
1:AA:39:G:N7	1:AA:547:A:H8	2.08	0.51
1:AA:93:U:H2'	1:AA:94:G:H5''	1.92	0.51
1:AA:237:G:H5''	17:AQ:27:ARG:NH2	2.25	0.51
1:AA:825:A:O2'	8:AH:13:ARG:NH1	2.42	0.51
1:AA:1152:A:C5	1:AA:1153:G:N7	2.78	0.51
1:AA:1371:G:OP1	9:AI:13:LYS:HD3	2.10	0.51
3:AC:143:ARG:CG	3:AC:144:LEU:HD13	2.40	0.51
5:AE:104:GLY:HA3	5:AE:122:ASN:HA	1.92	0.51
5:AE:157:ARG:HD2	8:AH:43:GLU:O	2.09	0.51
11:AK:25:ALA:CA	11:AK:30:THR:HG22	2.38	0.51
11:AK:127:ARG:N	21:AU:34:ARG:NH2	2.58	0.51
15:AO:63:ARG:HG2	15:AO:67:LEU:HD12	1.91	0.51
19:AS:5:LEU:O	19:AS:7:LYS:N	2.40	0.51
22:BA:515:A:C8	22:BA:516:C:C5	2.98	0.51
22:BA:1195:G:C2'	22:BA:1196:C:H5'	2.40	0.51
22:BA:1321:A:C4	22:BA:1322:A:C8	2.98	0.51
22:BA:1441:G:N2	22:BA:1442:U:C2	2.78	0.51
22:BA:1983:G:O2'	22:BA:1984:G:H5'	2.09	0.51
22:BA:2209:G:C5	22:BA:2210:U:C4	2.98	0.51
22:BA:2307:G:N2	22:BA:2311:A:H2'	2.25	0.51
23:BB:45:A:C5	23:BB:46:A:N7	2.78	0.51
23:BB:109:A:C6	23:BB:110:C:C4	2.98	0.51
24:BC:86:ASN:O	24:BC:87:ARG:HB3	2.10	0.51
24:BC:252:THR:O	24:BC:253:LYS:C	2.47	0.51
25:BD:16:THR:HG23	25:BD:20:VAL:O	2.10	0.51
32:BK:36:GLY:HA2	32:BK:62:VAL:O	2.08	0.51
1:CA:690:G:H2'	1:CA:691:G:O4'	2.10	0.51
1:CA:922:G:H4'	5:CE:25:VAL:HA	1.93	0.51

*Continued on next page...*

*Continued from previous page...*

Atom-1	Atom-2	Interatomic distance (Å)	Clash overlap (Å)
1:CA:995:C:N3	1:CA:1046:A:O2'	2.40	0.51
1:CA:1386:G:C2	1:CA:1387:G:C8	2.98	0.51
2:CB:72:THR:HG23	2:CB:94:HIS:O	2.10	0.51
3:CC:10:ILE:HD12	14:CN:98:LYS:HG3	1.90	0.51
6:CF:26:THR:O	6:CF:30:THR:OG1	2.28	0.51
11:CK:52:PHE:CZ	11:CK:62:ALA:HA	2.46	0.51
22:DA:185:G:N1	22:DA:212:G:C2	2.78	0.51
22:DA:478:A:C2	22:DA:480:A:C4	2.99	0.51
22:DA:1338:G:O2'	22:DA:1393:A:N1	2.29	0.51
22:DA:1379:U:O2	22:DA:1379:U:H2'	2.08	0.51
22:DA:2134:A:N3	22:DA:2159:G:H1'	2.25	0.51
22:DA:2234:G:C6	22:DA:2235:G:N7	2.78	0.51
22:DA:2598:A:H5''	24:DC:234:GLY:HA3	1.91	0.51
22:DA:2810:A:C8	22:DA:2811:G:C8	2.98	0.51
23:DB:14:U:O2	23:DB:14:U:C2'	2.57	0.51
28:DG:4:VAL:HG12	28:DG:69:ARG:HG2	1.92	0.51
36:DO:79:ALA:HA	36:DO:115:LEU:HD22	1.92	0.51
52:D4:3:VAL:HG23	52:D4:3:VAL:O	2.11	0.51
52:D4:7:VAL:HG13	52:D4:38:GLY:HA2	1.92	0.51
1:AA:114:U:O2'	1:AA:115:G:H5'	2.11	0.51
1:AA:597:G:C2	1:AA:644:U:C2	2.98	0.51
1:AA:1089:G:C2'	1:AA:1090:U:H5'	2.40	0.51
1:AA:1299:A:N3	1:AA:1299:A:C2'	2.69	0.51
1:AA:1417:G:C6	1:AA:1482:G:C6	2.98	0.51
2:AB:87:CYS:HB2	2:AB:89:GLN:NE2	2.26	0.51
10:AJ:9:ARG:O	10:AJ:98:VAL:HA	2.11	0.51
16:AP:78:VAL:HG13	16:AP:78:VAL:O	2.09	0.51
17:AQ:15:ASP:HA	17:AQ:21:ILE:HD11	1.93	0.51
19:AS:4:SER:HB2	19:AS:5:LEU:HD12	1.91	0.51
19:AS:18:LYS:O	19:AS:31:LEU:HD21	2.10	0.51
22:BA:451:U:C2	22:BA:453:A:N7	2.79	0.51
22:BA:528:A:H2	22:BA:2043:C:C5'	2.23	0.51
22:BA:571:U:OP1	39:BR:80:ARG:NH1	2.44	0.51
22:BA:696:G:N3	22:BA:697:G:C8	2.79	0.51
22:BA:858:G:H3'	22:BA:859:G:N7	2.26	0.51
22:BA:2305:U:O2'	27:BF:133:ARG:NE	2.43	0.51
22:BA:2594:C:N3	22:BA:2595:G:N7	2.58	0.51
23:BB:37:C:C5	23:BB:38:C:C4	2.97	0.51
25:BD:13:ARG:HD3	25:BD:21:SER:OG	2.10	0.51
25:BD:142:VAL:HB	25:BD:143:PRO:CD	2.40	0.51
25:BD:178:VAL:N	25:BD:188:LEU:O	2.40	0.51

*Continued on next page...*

*Continued from previous page...*

Atom-1	Atom-2	Interatomic distance (Å)	Clash overlap (Å)
27:BF:63:GLN:NE2	27:BF:90:THR:O	2.43	0.51
29:BH:99:ILE:O	29:BH:103:VAL:CG2	2.58	0.51
30:BI:80:LEU:HD11	30:BI:133:ALA:HA	1.92	0.51
47:BZ:40:ASP:OD2	47:BZ:45:ARG:NH1	2.43	0.51
1:CA:717:U:O2'	1:CA:734:G:O4'	2.23	0.51
1:CA:1089:G:C5	1:CA:1090:U:C5	2.98	0.51
1:CA:1114:C:C2	1:CA:1187:G:N2	2.79	0.51
18:CR:25:ASP:C	18:CR:27:ALA:H	2.14	0.51
22:DA:269:C:O2	22:DA:269:C:H2'	2.11	0.51
22:DA:729:G:OP2	24:DC:207:LYS:NZ	2.36	0.51
22:DA:1243:C:C4	22:DA:1244:A:N7	2.79	0.51
22:DA:2001:C:H4'	22:DA:2689:U:H2'	1.93	0.51
22:DA:2108:A:C2	22:DA:2182:U:C2	2.99	0.51
24:DC:8:PRO:HB3	24:DC:14:ARG:HB2	1.92	0.51
24:DC:182:ARG:NH1	24:DC:266:PHE:HB2	2.24	0.51
25:DD:101:PHE:O	25:DD:104:VAL:HG22	2.10	0.51
29:DH:121:VAL:O	29:DH:122:LEU:HB2	2.11	0.51
30:DI:8:TYR:CD1	30:DI:8:TYR:O	2.64	0.51
33:DL:108:ALA:HB3	33:DL:125:LEU:HG	1.92	0.51
33:DL:111:ILE:N	33:DL:111:ILE:HD12	2.25	0.51
42:DU:74:ASN:HA	42:DU:96:PHE:CZ	2.44	0.51
43:DV:51:GLN:HA	43:DV:56:PHE:CB	2.40	0.51
1:AA:189:A:N7	1:AA:190:A:C6	2.77	0.51
1:AA:293:G:C5	1:AA:294:U:C5	2.99	0.51
1:AA:533:A:OP1	57:AA:1847:HOH:O	2.19	0.51
1:AA:541:G:H2'	1:AA:542:G:O4'	2.10	0.51
1:AA:727:G:N1	1:AA:731:G:C6	2.79	0.51
1:AA:1157:A:C6	1:AA:1180:A:C5	2.98	0.51
1:AA:1367:C:P	9:AI:114:LYS:HZ1	2.32	0.51
2:AB:51:ASN:O	2:AB:52:GLU:HB2	2.10	0.51
2:AB:168:HIS:ND1	2:AB:168:HIS:O	2.44	0.51
4:AD:138:SER:HB2	4:AD:139:PRO:HD2	1.92	0.51
6:AF:59:TYR:O	6:AF:60:VAL:HG23	2.09	0.51
7:AG:137:LYS:O	7:AG:141:VAL:HG23	2.11	0.51
22:BA:207:A:H2'	22:BA:208:C:O5'	2.09	0.51
22:BA:528:A:H2'	22:BA:529:A:H5''	1.93	0.51
22:BA:1106:G:C2	22:BA:1107:G:C4	2.98	0.51
22:BA:1664:A:C2	22:BA:2726:A:C8	2.98	0.51
22:BA:1826:G:C4	22:BA:1827:U:C5	2.99	0.51
22:BA:1851:U:C4	22:BA:1852:U:C4	2.99	0.51
22:BA:2361:G:OP1	51:B3:26:HIS:ND1	2.37	0.51

*Continued on next page...*

*Continued from previous page...*

Atom-1	Atom-2	Interatomic distance (Å)	Clash overlap (Å)
22:BA:2435:A:H2'	22:BA:2436:G:O5'	2.10	0.51
22:BA:2820:A:C6	25:BD:197:THR:HG22	2.46	0.51
27:BF:38:MET:HG3	27:BF:151:GLY:O	2.10	0.51
29:BH:110:VAL:HG22	29:BH:114:GLU:HB2	1.90	0.51
30:BI:136:MET:SD	30:BI:138:LEU:HD11	2.50	0.51
42:BU:89:ASP:CG	42:BU:90:GLY:H	2.12	0.51
53:B5:48:LEU:HA	53:B5:208:THR:CB	2.40	0.51
1:CA:483:C:H2'	1:CA:484:G:C8	2.46	0.51
1:CA:1431:A:N6	1:CA:1432:G:O6	2.43	0.51
2:CB:53:ALA:C	2:CB:54:LEU:HD22	2.31	0.51
2:CB:187:VAL:HB	2:CB:191:SER:HB2	1.93	0.51
4:CD:188:ARG:O	4:CD:190:ASP:N	2.43	0.51
11:CK:91:PRO:O	11:CK:92:GLY:C	2.47	0.51
15:CO:52:SER:O	15:CO:55:GLY:N	2.43	0.51
17:CQ:27:ARG:CG	17:CQ:40:ARG:HB3	2.41	0.51
21:CU:10:GLU:CG	21:CU:11:PRO:HD3	2.41	0.51
22:DA:322:A:O4'	22:DA:340:A:H1'	2.10	0.51
22:DA:537:G:C6	22:DA:555:G:C2	2.98	0.51
22:DA:956:G:OP2	34:DM:86:LYS:NZ	2.44	0.51
22:DA:1062:G:C5	22:DA:1088:A:H2'	2.45	0.51
22:DA:1073:A:O2'	22:DA:2474:U:H5'	2.09	0.51
22:DA:2029:G:C2	22:DA:2033:A:N7	2.78	0.51
22:DA:2131:U:O4'	22:DA:2133:G:H1'	2.10	0.51
22:DA:2314:A:O4'	27:DF:155:THR:HG21	2.10	0.51
22:DA:2352:A:C4	22:DA:2366:A:C2	2.98	0.51
22:DA:2550:G:N2	22:DA:2559:C:H1'	2.24	0.51
22:DA:2572:A:N7	25:DD:150:GLN:HB3	2.26	0.51
22:DA:2598:A:H2'	22:DA:2599:G:O4'	2.10	0.51
22:DA:2632:A:C2	22:DA:2787:C:C2	2.98	0.51
37:DP:26:VAL:CG1	37:DP:28:VAL:HG23	2.40	0.51
44:DW:64:ASP:N	44:DW:64:ASP:OD2	2.44	0.51
50:D2:10:LEU:HD12	50:D2:10:LEU:O	2.11	0.51
1:AA:73:C:O2'	1:AA:74:A:H5''	2.10	0.51
1:AA:451:A:C2	1:AA:480:U:C2	2.98	0.51
1:AA:542:G:N3	1:AA:543:U:C5	2.79	0.51
1:AA:582:C:C4	1:AA:583:A:N7	2.79	0.51
1:AA:650:G:N2	1:AA:651:C:H1'	2.26	0.51
1:AA:716:A:N3	11:AK:120:GLY:HA2	2.26	0.51
1:AA:944:G:N1	1:AA:1338:G:OP2	2.41	0.51
1:AA:1093:A:H5''	1:AA:1094:G:OP2	2.11	0.51
1:AA:1374:A:C4	1:AA:1375:A:C8	2.99	0.51

*Continued on next page...*

*Continued from previous page...*

Atom-1	Atom-2	Interatomic distance (Å)	Clash overlap (Å)
2:AB:54:LEU:HD12	2:AB:220:THR:HG21	1.93	0.51
4:AD:29:ASP:O	4:AD:31:LYS:HD3	2.11	0.51
8:AH:95:VAL:O	8:AH:96:MET:C	2.49	0.51
19:AS:15:LEU:HD13	19:AS:33:THR:HG21	1.92	0.51
21:AU:25:LYS:O	21:AU:29:LEU:HB3	2.10	0.51
22:BA:323:C:H6	22:BA:1205:A:N1	2.08	0.51
22:BA:479:A:HO2'	22:BA:481:G:H8	1.56	0.51
22:BA:528:A:OP2	31:BJ:116:ARG:NH2	2.37	0.51
22:BA:700:G:O2'	22:BA:1632:A:N3	2.33	0.51
22:BA:992:C:H4'	39:BR:87:GLN:OE1	2.11	0.51
22:BA:1536:C:H4'	22:BA:1537:G:C5'	2.41	0.51
22:BA:1587:G:C4	22:BA:1588:G:C8	2.98	0.51
22:BA:1964:G:C2	22:BA:1967:C:C6	2.98	0.51
22:BA:2314:A:OP1	27:BF:88:LYS:NZ	2.39	0.51
22:BA:2749:A:OP1	28:BG:2:SER:N	2.43	0.51
22:BA:2838:G:H2'	22:BA:2839:G:O4'	2.11	0.51
24:BC:71:LYS:HE3	24:BC:96:TYR:CD2	2.45	0.51
24:BC:247:PRO:CD	24:BC:248:TRP:CZ3	2.93	0.51
26:BE:44:ARG:HG2	26:BE:45:ALA:N	2.24	0.51
28:BG:27:LYS:HB3	28:BG:32:GLU:HB2	1.92	0.51
29:BH:85:GLY:HA2	29:BH:91:PHE:CE2	2.46	0.51
33:BL:63:LYS:HA	51:B3:13:ARG:HB3	1.91	0.51
41:BT:67:VAL:CG2	41:BT:76:ARG:HG3	2.40	0.51
42:BU:71:ALA:HB3	42:BU:80:ALA:HB1	1.92	0.51
1:CA:77:A:H2'	1:CA:78:A:O4'	2.10	0.51
1:CA:262:A:C6	1:CA:263:A:C6	2.98	0.51
1:CA:938:A:N6	1:CA:939:G:C6	2.78	0.51
1:CA:1458:G:H5'	20:CT:27:MET:HB3	1.93	0.51
9:CI:57:MET:HB3	9:CI:61:LEU:HD23	1.93	0.51
17:CQ:46:VAL:CG2	17:CQ:61:ILE:HD11	2.38	0.51
20:CT:3:ASN:O	20:CT:5:LYS:N	2.43	0.51
22:DA:223:A:C4	22:DA:408:G:H1'	2.45	0.51
22:DA:400:G:N7	45:DX:57:ARG:NH1	2.59	0.51
22:DA:532:A:N1	22:DA:2020:A:H1'	2.26	0.51
22:DA:792:A:H3'	22:DA:793:A:H5'	1.92	0.51
22:DA:811:U:O2	22:DA:1251:C:C6	2.62	0.51
22:DA:1269:A:OP2	57:DA:3380:HOH:O	2.19	0.51
22:DA:1343:G:C5	22:DA:1344:U:C4	2.99	0.51
22:DA:1722:A:C2	22:DA:1739:A:H1'	2.46	0.51
25:DD:60:VAL:HG13	25:DD:60:VAL:O	2.11	0.51
28:DG:2:SER:OG	28:DG:3:ARG:N	2.43	0.51

*Continued on next page...*

*Continued from previous page...*

Atom-1	Atom-2	Interatomic distance (Å)	Clash overlap (Å)
30:DI:58:VAL:O	30:DI:69:PHE:HB3	2.10	0.51
33:DL:63:LYS:CA	51:D3:13:ARG:HG3	2.41	0.51
35:DN:118:ARG:O	35:DN:119:SER:HB3	2.11	0.51
44:DW:45:PHE:O	44:DW:59:LEU:HD11	2.11	0.51
1:AA:262:A:C2	1:AA:263:A:C4	2.98	0.51
1:AA:485:U:O2	1:AA:485:U:O4'	2.26	0.51
1:AA:897:C:H2'	1:AA:898:G:H8	1.75	0.51
1:AA:900:A:C6	1:AA:901:A:C2	2.98	0.51
1:AA:984:C:N3	1:AA:1222:G:C2	2.79	0.51
1:AA:1066:C:H2'	1:AA:1066:C:O2	2.10	0.51
1:AA:1219:A:N6	1:AA:1220:G:O6	2.43	0.51
1:AA:1317:C:H4'	14:AN:49:GLN:HG2	1.91	0.51
2:AB:154:MET:CE	2:AB:158:PRO:HG3	2.41	0.51
2:AB:222:ARG:HB3	2:AB:222:ARG:CZ	2.41	0.51
6:AF:79:ARG:NE	6:AF:79:ARG:HA	2.25	0.51
9:AI:36:GLU:HA	9:AI:40:GLY:HA3	1.93	0.51
22:BA:508:A:H4'	22:BA:509:C:OP2	2.10	0.51
22:BA:1007:C:OP1	31:BJ:39:LYS:HD2	2.10	0.51
22:BA:1260:A:N6	22:BA:1261:C:N4	2.59	0.51
22:BA:1266:G:OP2	48:B0:17:ARG:NH2	2.43	0.51
22:BA:1452:G:C8	22:BA:1452:G:H5''	2.45	0.51
22:BA:1590:A:H2'	22:BA:1591:A:C8	2.45	0.51
22:BA:2296:U:H4'	22:BA:2297:A:OP1	2.09	0.51
22:BA:2786:U:O2'	25:BD:66:GLY:HA3	2.11	0.51
25:BD:136:ASN:ND2	25:BD:140:HIS:NE2	2.58	0.51
29:BH:94:ILE:CG2	29:BH:99:ILE:CG1	2.88	0.51
29:BH:100:ALA:CB	29:BH:112:LYS:HA	2.41	0.51
29:BH:117:LEU:CD2	29:BH:121:VAL:N	2.70	0.51
29:BH:132:PHE:O	29:BH:139:PHE:HB3	2.11	0.51
36:BO:90:VAL:HG23	36:BO:91:SER:N	2.25	0.51
50:B2:44:VAL:O	50:B2:44:VAL:CG1	2.59	0.51
1:CA:463:U:H5'	1:CA:464:U:OP2	2.10	0.51
1:CA:577:G:C2	1:CA:578:C:C6	2.98	0.51
7:CG:151:PHE:O	7:CG:152:ALA:HB2	2.10	0.51
11:CK:20:VAL:HB	11:CK:35:THR:HG23	1.92	0.51
13:CM:5:ALA:HB2	13:CM:57:ARG:CG	2.40	0.51
17:CQ:14:SER:OG	17:CQ:17:MET:HE1	2.11	0.51
22:DA:193:U:C4	22:DA:194:G:N7	2.79	0.51
22:DA:306:U:O2	22:DA:312:G:N2	2.44	0.51
22:DA:1809:A:C5	22:DA:1810:A:C5	2.99	0.51
22:DA:2586:U:C2	22:DA:2587:A:C8	2.99	0.51

*Continued on next page...*



*Continued from previous page...*

Atom-1	Atom-2	Interatomic distance (Å)	Clash overlap (Å)
34:DM:76:LYS:HE3	34:DM:80:VAL:HG11	1.93	0.51
3:AC:22:TRP:CG	3:AC:59:ARG:HG2	2.45	0.51
4:AD:36:GLN:O	4:AD:37:ALA:HB2	2.11	0.51
10:AJ:21:ALA:HA	10:AJ:24:GLU:HB3	1.92	0.51
13:AM:23:TYR:CD2	13:AM:69:LEU:HD23	2.46	0.51
15:AO:57:LEU:O	15:AO:58:ARG:C	2.49	0.51
21:AU:12:PHE:N	21:AU:12:PHE:HD2	2.09	0.51
22:BA:831:G:OP1	57:BA:3259:HOH:O	2.18	0.51
22:BA:996:A:C6	22:BA:1160:G:C2	2.99	0.51
22:BA:2223:G:H2'	22:BA:2224:G:H5'	1.93	0.51
37:BP:92:VAL:HG21	37:BP:97:LEU:HD21	1.91	0.51
38:BQ:24:TYR:O	38:BQ:25:TYR:HB2	2.10	0.51
38:BQ:57:PHE:O	38:BQ:60:LEU:HB3	2.11	0.51
40:BS:82:MET:HB2	40:BS:98:LYS:HB2	1.92	0.51
48:B0:15:MET:O	48:B0:18:SER:HB3	2.11	0.51
1:CA:15:G:O4'	5:CE:29:ARG:NH2	2.43	0.51
1:CA:285:C:H2'	1:CA:286:C:C6	2.46	0.51
1:CA:293:G:O2'	1:CA:294:U:H5'	2.10	0.51
1:CA:319:G:O6	57:CA:1734:HOH:O	2.19	0.51
1:CA:328:C:O2	1:CA:328:C:C2'	2.58	0.51
1:CA:573:A:H2'	1:CA:574:A:C8	2.46	0.51
1:CA:683:G:H2'	1:CA:684:U:O4'	2.10	0.51
1:CA:1072:G:C5	1:CA:1073:U:C4	2.98	0.51
1:CA:1516:G:C2	1:CA:1520:C:O2	2.64	0.51
6:CF:97:THR:O	6:CF:98:GLU:CB	2.58	0.51
9:CI:13:LYS:O	9:CI:14:SER:HB3	2.10	0.51
10:CJ:52:LEU:HB2	14:CN:81:ARG:HD2	1.93	0.51
12:CL:22:PRO:C	12:CL:24:LEU:H	2.12	0.51
15:CO:16:GLY:O	15:CO:18:ASP:N	2.44	0.51
16:CP:19:VAL:HG12	16:CP:37:GLY:C	2.30	0.51
18:CR:33:ILE:HA	18:CR:40:VAL:HG23	1.92	0.51
22:DA:295:G:H2'	22:DA:295:G:N3	2.26	0.51
22:DA:321:U:H4'	26:DE:159:LEU:O	2.11	0.51
22:DA:381:G:C6	22:DA:382:A:N7	2.79	0.51
22:DA:1027:A:N7	22:DA:1126:A:C2	2.79	0.51
22:DA:1317:G:N2	22:DA:1336:A:C4	2.78	0.51
22:DA:1831:G:C5	22:DA:1832:C:C4	2.99	0.51
22:DA:1833:C:C4	22:DA:1834:U:C4	2.99	0.51
22:DA:2061:G:C4	22:DA:2063:C:N4	2.79	0.51
25:DD:106:LYS:HB2	25:DD:206:ALA:HB2	1.92	0.51
29:DH:53:GLU:O	29:DH:54:LEU:C	2.49	0.51

*Continued on next page...*

*Continued from previous page...*

Atom-1	Atom-2	Interatomic distance (Å)	Clash overlap (Å)
37:DP:89:ARG:O	37:DP:112:GLU:HG3	2.11	0.51
50:D2:18:PHE:O	50:D2:21:ARG:N	2.44	0.51
1:AA:502:A:H2'	1:AA:503:C:C6	2.46	0.51
1:AA:639:G:N2	1:AA:640:A:C4	2.78	0.51
1:AA:670:G:N2	1:AA:671:G:C4	2.78	0.51
1:AA:1058:G:C5	1:AA:1059:C:C5	2.99	0.51
1:AA:1166:G:N1	1:AA:1169:A:OP2	2.43	0.51
13:AM:68:ASP:OD2	13:AM:68:ASP:N	2.42	0.51
15:AO:30:ALA:HA	15:AO:85:LEU:HD21	1.93	0.51
18:AR:32:TYR:CG	18:AR:55:LEU:HD11	2.46	0.51
22:BA:869:G:C5	22:BA:870:U:C5	2.99	0.51
22:BA:969:G:C5	22:BA:970:U:C5	2.98	0.51
22:BA:1343:G:C4	22:BA:1344:U:C5	2.99	0.51
22:BA:1366:A:C5	22:BA:1367:A:C8	2.99	0.51
22:BA:2317:A:H2'	22:BA:2318:G:H5'	1.92	0.51
22:BA:2507:C:O2	22:BA:2507:C:H2'	2.10	0.51
24:BC:17:VAL:N	24:BC:204:VAL:HG22	2.25	0.51
25:BD:136:ASN:HD21	25:BD:140:HIS:CD2	2.29	0.51
29:BH:123:ARG:NH2	1:CA:367:U:P	2.81	0.51
30:BI:57:VAL:CG2	30:BI:58:VAL:N	2.74	0.51
39:BR:62:GLU:O	39:BR:64:VAL:CG1	2.58	0.51
46:BY:13:GLU:O	46:BY:15:ASN:N	2.44	0.51
1:CA:681:A:C2	1:CA:710:G:C2	2.99	0.51
1:CA:756:C:O2'	1:CA:757:U:H5'	2.11	0.51
1:CA:1066:C:H3'	1:CA:1067:A:C8	2.46	0.51
4:CD:9:LEU:HD21	4:CD:22:LYS:HD2	1.92	0.51
11:CK:101:ASN:C	11:CK:101:ASN:OD1	2.50	0.51
11:CK:112:ASP:HB3	21:CU:4:ILE:CG2	2.41	0.51
21:CU:4:ILE:N	21:CU:19:PHE:CE1	2.78	0.51
22:DA:53:A:N7	22:DA:54:G:C8	2.79	0.51
22:DA:305:C:H1'	22:DA:313:G:N2	2.25	0.51
22:DA:347:A:N1	22:DA:348:A:C6	2.79	0.51
22:DA:447:A:H5'	22:DA:449:A:C5	2.45	0.51
22:DA:515:A:C8	22:DA:516:C:C5	2.99	0.51
22:DA:811:U:C2	22:DA:1251:C:C5	2.98	0.51
22:DA:1040:A:H2'	22:DA:1041:G:O4'	2.11	0.51
23:DB:81:G:C6	23:DB:82:U:C4	2.99	0.51
24:DC:62:TYR:CE1	24:DC:63:ARG:O	2.63	0.51
25:DD:148:GLN:HB2	25:DD:152:PRO:HG2	1.93	0.51
26:DE:61:ARG:HD2	26:DE:63:LYS:O	2.11	0.51
29:DH:26:ALA:HA	29:DH:30:LEU:HB2	1.92	0.51

*Continued on next page...*

*Continued from previous page...*

Atom-1	Atom-2	Interatomic distance (Å)	Clash overlap (Å)
43:DV:14:LYS:HD3	43:DV:18:ARG:NH2	2.26	0.51
1:AA:230:G:C5	1:AA:231:U:C5	2.99	0.51
1:AA:999:C:H2'	1:AA:1000:A:C8	2.45	0.51
1:AA:1234:C:H5'	1:AA:1365:G:OP1	2.10	0.51
3:AC:2:GLY:C	3:AC:3:GLN:HG3	2.31	0.51
8:AH:36:ILE:HG22	8:AH:37:ALA:N	2.25	0.51
14:AN:36:ALA:CB	14:AN:41:ARG:HB3	2.40	0.51
22:BA:88:G:C2	22:BA:89:A:C8	2.99	0.51
22:BA:215:G:H4'	22:BA:216:A:OP1	2.10	0.51
22:BA:322:A:OP1	26:BE:162:ARG:NH1	2.43	0.51
22:BA:695:G:N3	22:BA:696:G:C8	2.79	0.51
22:BA:811:U:O2	22:BA:1250:G:O5'	2.28	0.51
22:BA:1071:G:P	22:BA:1071:G:H8	2.33	0.51
22:BA:1247:A:C4	22:BA:1249:U:C5	2.99	0.51
22:BA:2869:G:H2'	22:BA:2870:C:O4'	2.11	0.51
29:BH:83:LYS:HA	29:BH:148:ALA:HA	1.93	0.51
29:BH:117:LEU:CD2	29:BH:121:VAL:CA	2.89	0.51
39:BR:21:ARG:HD3	39:BR:93:PHE:CG	2.46	0.51
39:BR:25:LEU:H	39:BR:94:THR:CG2	2.24	0.51
41:BT:17:SER:O	41:BT:18:GLU:C	2.48	0.51
45:BX:64:ILE:HG23	45:BX:65:ASP:N	2.26	0.51
49:B1:12:VAL:HG12	49:B1:13:SER:N	2.26	0.51
1:CA:33:A:H2'	1:CA:34:C:H6	1.76	0.51
1:CA:457:G:N2	1:CA:476:U:C2	2.79	0.51
1:CA:511:C:C2	1:CA:512:U:C6	2.98	0.51
1:CA:792:A:H1'	1:CA:794:A:N7	2.26	0.51
1:CA:1099:G:H2'	1:CA:1100:C:O4'	2.11	0.51
1:CA:1277:C:O2'	1:CA:1279:G:H1'	2.11	0.51
4:CD:69:GLU:O	4:CD:70:ARG:C	2.49	0.51
5:CE:80:THR:HA	5:CE:120:VAL:HG12	1.92	0.51
8:CH:83:LEU:HD23	17:CQ:36:LYS:HA	1.91	0.51
9:CI:78:ALA:O	9:CI:82:GLY:N	2.44	0.51
10:CJ:6:ILE:HD12	10:CJ:76:ILE:HB	1.93	0.51
15:CO:78:TYR:OH	15:CO:88:ARG:HG2	2.11	0.51
22:DA:599:A:N6	22:DA:600:G:O6	2.44	0.51
22:DA:617:G:O6	57:DA:3285:HOH:O	2.19	0.51
22:DA:1229:C:H2'	22:DA:1230:A:O4'	2.11	0.51
22:DA:2258:C:H4'	22:DA:2259:U:OP2	2.10	0.51
22:DA:2314:A:C4'	27:DF:155:THR:HG21	2.41	0.51
22:DA:2334:U:C5	36:DO:16:ARG:HD3	2.46	0.51
22:DA:2702:G:C6	22:DA:2703:C:C4	2.98	0.51

*Continued on next page...*

*Continued from previous page...*

Atom-1	Atom-2	Interatomic distance (Å)	Clash overlap (Å)
22:DA:2811:G:H2'	22:DA:2812:G:O4'	2.10	0.51
24:DC:266:PHE:N	24:DC:266:PHE:CD1	2.78	0.51
35:DN:90:ARG:NH2	35:DN:116:VAL:HG21	2.26	0.51
50:D2:44:VAL:HG13	50:D2:45:SER:N	2.24	0.51
1:AA:68:G:C6	1:AA:69:G:H1'	2.46	0.51
1:AA:345:C:N3	32:BK:117:SER:OG	2.44	0.51
1:AA:693:G:P	11:AK:127:ARG:HH22	2.34	0.51
1:AA:706:A:C5	1:AA:707:U:C5	2.98	0.51
1:AA:1008:U:H2'	1:AA:1009:U:C6	2.46	0.51
1:AA:1160:G:HO2'	1:AA:1161:C:P	2.34	0.51
1:AA:1359:C:H2'	1:AA:1361:G:OP2	2.10	0.51
2:AB:20:THR:HG22	2:AB:38:VAL:HB	1.93	0.51
10:AJ:18:ILE:HG23	10:AJ:19:ASP:N	2.25	0.51
11:AK:89:PRO:HG3	21:AU:29:LEU:HD22	1.92	0.51
12:AL:83:ARG:NH1	12:AL:96:HIS:HB2	2.26	0.51
13:AM:18:ALA:O	13:AM:21:SER:HB2	2.11	0.51
14:AN:21:PHE:O	14:AN:22:ALA:HB3	2.10	0.51
14:AN:64:CYS:O	14:AN:66:GLN:N	2.44	0.51
22:BA:256:A:C2	22:BA:257:C:C6	2.99	0.51
22:BA:1072:C:OP2	22:BA:1075:C:N4	2.44	0.51
22:BA:1794:A:C4	22:BA:1795:C:C5	2.99	0.51
22:BA:2394:C:OP2	51:B3:30:ARG:HD3	2.11	0.51
22:BA:2579:C:O2'	22:BA:2580:U:H5'	2.11	0.51
40:BS:84:ARG:O	40:BS:96:ILE:HG13	2.10	0.51
43:BV:2:PHE:HB3	43:BV:50:MET:HE1	1.93	0.51
1:CA:8:A:C5	4:CD:206:LYS:HB3	2.46	0.51
1:CA:72:A:C5	1:CA:73:C:N4	2.78	0.51
1:CA:160:A:H2'	1:CA:161:A:O4'	2.11	0.51
1:CA:414:A:H2'	1:CA:415:A:O4'	2.11	0.51
1:CA:607:A:H2'	1:CA:608:A:C8	2.46	0.51
6:CF:13:ASP:O	6:CF:15:SER:N	2.43	0.51
6:CF:14:GLN:O	6:CF:16:GLU:N	2.42	0.51
9:CI:120:LYS:HG2	9:CI:123:ARG:HB3	1.92	0.51
10:CJ:25:ILE:CG2	10:CJ:74:VAL:HG21	2.41	0.51
18:CR:65:LEU:HB2	18:CR:67:LEU:HG	1.93	0.51
22:DA:102:U:C2	46:DY:2:LYS:HE2	2.46	0.51
22:DA:407:G:N2	22:DA:421:C:C2	2.79	0.51
22:DA:565:C:H4'	22:DA:1253:A:N6	2.26	0.51
22:DA:677:A:C2	22:DA:802:A:C2	2.99	0.51
22:DA:686:U:H2'	22:DA:788:A:N1	2.27	0.51
22:DA:1177:G:H2'	22:DA:1178:C:O4'	2.11	0.51

*Continued on next page...*

*Continued from previous page...*

Atom-1	Atom-2	Interatomic distance (Å)	Clash overlap (Å)
22:DA:1334:G:H2'	22:DA:1335:C:O4'	2.10	0.51
22:DA:1387:A:O4'	22:DA:1469:A:H1'	2.10	0.51
22:DA:2563:U:O4'	22:DA:2566:A:N6	2.44	0.51
22:DA:2821:A:C2	22:DA:2822:G:C4	2.99	0.51
23:DB:76:G:H2'	23:DB:77:U:O4'	2.11	0.51
26:DE:23:PHE:CG	26:DE:111:GLU:HG3	2.46	0.51
30:DI:32:GLY:HA3	30:DI:61:VAL:HG11	1.92	0.51
32:DK:92:GLU:O	32:DK:93:GLN:HB2	2.10	0.51
39:DR:6:GLN:HG3	39:DR:7:SER:N	2.25	0.51
48:D0:13:ARG:HG3	48:D0:16:ARG:NH1	2.25	0.51
50:D2:10:LEU:HD11	50:D2:14:ARG:CZ	2.41	0.51
51:D3:47:LYS:HD3	51:D3:47:LYS:N	2.26	0.51
1:AA:233:C:H2'	1:AA:234:C:H6	1.75	0.50
1:AA:281:G:HO2'	1:AA:282:A:P	2.33	0.50
1:AA:1298:U:H4'	1:AA:1299:A:O5'	2.12	0.50
1:AA:1450:U:H2'	1:AA:1452:C:C5	2.46	0.50
2:AB:167:ASP:OD1	2:AB:168:HIS:N	2.44	0.50
4:AD:197:GLU:O	4:AD:200:ILE:N	2.44	0.50
5:AE:111:MET:HA	5:AE:114:VAL:HG13	1.92	0.50
8:AH:51:VAL:O	8:AH:51:VAL:HG22	2.12	0.50
10:AJ:73:LEU:O	10:AJ:74:VAL:HB	2.11	0.50
16:AP:46:LYS:HD3	16:AP:46:LYS:C	2.32	0.50
22:BA:27:G:C4	22:BA:512:G:C2	2.98	0.50
22:BA:198:C:P	57:BA:3761:HOH:O	2.69	0.50
22:BA:207:A:C2'	22:BA:208:C:O5'	2.59	0.50
22:BA:734:A:C5	22:BA:735:A:C8	3.00	0.50
22:BA:1073:A:C2'	22:BA:1074:G:H5''	2.41	0.50
22:BA:1132:U:H4'	31:BJ:75:TYR:CE1	2.45	0.50
22:BA:1709:U:C2	22:BA:1750:G:N2	2.78	0.50
22:BA:2901:C:N4	22:BA:2902:C:N4	2.59	0.50
25:BD:132:ALA:HA	25:BD:140:HIS:ND1	2.26	0.50
27:BF:71:ARG:HG2	27:BF:71:ARG:O	2.10	0.50
29:BH:14:SER:OG	29:BH:17:ASP:OD1	2.29	0.50
32:BK:99:ILE:HB	32:BK:119:ALA:HB2	1.93	0.50
38:BQ:21:ALA:HA	38:BQ:24:TYR:CD1	2.47	0.50
46:BY:49:ASP:O	46:BY:52:ARG:N	2.44	0.50
1:CA:206:C:H2'	1:CA:207:C:C4'	2.40	0.50
1:CA:216:U:H2'	1:CA:217:C:C6	2.46	0.50
1:CA:736:C:H2'	1:CA:737:C:C6	2.46	0.50
1:CA:1410:A:H2'	1:CA:1411:C:C6	2.47	0.50
2:CB:206:ALA:O	2:CB:207:ILE:C	2.49	0.50

*Continued on next page...*

*Continued from previous page...*

Atom-1	Atom-2	Interatomic distance (Å)	Clash overlap (Å)
4:CD:44:ARG:NE	4:CD:44:ARG:HA	2.25	0.50
7:CG:25:LYS:O	7:CG:29:ILE:HG12	2.11	0.50
7:CG:65:ALA:O	7:CG:127:ALA:HB1	2.11	0.50
8:CH:11:LEU:N	8:CH:11:LEU:HD23	2.24	0.50
10:CJ:57:VAL:HG22	10:CJ:58:ASN:H	1.77	0.50
11:CK:100:LEU:O	11:CK:102:ALA:N	2.44	0.50
12:CL:44:LYS:H	12:CL:44:LYS:HD3	1.75	0.50
22:DA:245:G:O6	51:D3:8:ARG:HD3	2.11	0.50
22:DA:1206:G:C6	22:DA:1207:C:C4	2.99	0.50
22:DA:1712:U:H3'	22:DA:1713:A:H2'	1.93	0.50
22:DA:2330:G:N2	22:DA:2386:A:C2	2.79	0.50
22:DA:2376:A:H2'	22:DA:2377:A:O4'	2.11	0.50
22:DA:2591:C:C4	22:DA:2592:G:N7	2.80	0.50
22:DA:2788:C:O2'	22:DA:2809:A:N3	2.35	0.50
25:DD:177:VAL:HG23	25:DD:187:LEU:HD11	1.93	0.50
28:DG:17:VAL:HG12	28:DG:19:ILE:HD11	1.91	0.50
29:DH:5:LEU:HA	29:DH:36:ALA:HA	1.93	0.50
33:DL:77:ILE:HG23	33:DL:81:ASP:OD2	2.10	0.50
41:DT:49:LYS:O	41:DT:51:PHE:N	2.44	0.50
1:AA:286:C:C2	1:AA:287:U:C6	2.99	0.50
1:AA:957:U:O2	1:AA:957:U:H2'	2.12	0.50
1:AA:1082:A:H2'	1:AA:1083:U:O4'	2.11	0.50
1:AA:1124:G:H3'	1:AA:1145:A:N6	2.25	0.50
1:AA:1134:G:C6	1:AA:1141:C:N4	2.79	0.50
4:AD:19:LEU:HD22	4:AD:64:ILE:CG1	2.42	0.50
9:AI:11:ARG:CB	9:AI:15:SER:O	2.59	0.50
10:AJ:65:TYR:CB	14:AN:96:LEU:HD11	2.40	0.50
19:AS:51:VAL:HG11	19:AS:72:GLY:HA2	1.93	0.50
21:AU:6:VAL:O	21:AU:6:VAL:HG23	2.12	0.50
22:BA:531:C:C5	22:BA:2035:G:C2	2.99	0.50
22:BA:729:G:OP2	24:BC:207:LYS:NZ	2.37	0.50
22:BA:1246:A:C2'	22:BA:1247:A:O5'	2.59	0.50
22:BA:1259:G:H2'	22:BA:1260:A:C8	2.46	0.50
22:BA:1361:G:C5	22:BA:1371:G:N2	2.79	0.50
22:BA:1400:U:C2'	22:BA:1401:G:H5'	2.41	0.50
22:BA:1406:U:H2'	22:BA:1407:G:O5'	2.12	0.50
22:BA:1637:A:H5'	22:BA:1760:C:O2'	2.11	0.50
22:BA:1832:C:N4	22:BA:1833:C:C4	2.79	0.50
22:BA:1869:G:C2	22:BA:1873:G:C6	2.99	0.50
22:BA:2198:A:N3	29:BH:29:PHE:HB2	2.25	0.50
22:BA:2461:A:H1'	22:BA:2492:U:C2	2.47	0.50

*Continued on next page...*

*Continued from previous page...*

Atom-1	Atom-2	Interatomic distance (Å)	Clash overlap (Å)
26:BE:145:ASP:HB3	26:BE:184:ASP:HB2	1.93	0.50
27:BF:25:VAL:O	27:BF:28:VAL:HG12	2.11	0.50
35:BN:55:ALA:HB1	35:BN:80:PHE:H	1.76	0.50
49:B1:40:ASP:C	49:B1:40:ASP:OD1	2.49	0.50
53:B5:43:GLU:O	53:B5:213:VAL:HA	2.11	0.50
1:CA:40:C:H2'	1:CA:41:G:C8	2.47	0.50
1:CA:128:G:N1	1:CA:129:A:C6	2.79	0.50
1:CA:774:G:C5	1:CA:775:G:N7	2.79	0.50
1:CA:1060:U:O2'	10:CJ:54:SER:HB2	2.10	0.50
5:CE:85:VAL:HG22	5:CE:86:LYS:N	2.27	0.50
22:DA:279:A:C2	22:DA:362:A:H4'	2.46	0.50
22:DA:856:G:C2	22:DA:922:C:N3	2.79	0.50
22:DA:1885:A:C6	22:DA:1886:U:C2	2.99	0.50
22:DA:2070:A:C2	22:DA:2442:C:C2	3.00	0.50
22:DA:2133:G:N2	22:DA:2158:A:C6	2.80	0.50
22:DA:2205:A:C2	22:DA:2220:U:O2	2.64	0.50
22:DA:2676:C:P	32:DK:31:ARG:HH22	2.33	0.50
23:DB:78:A:C6	23:DB:99:A:C8	2.99	0.50
30:DI:18:ALA:O	30:DI:19:ASN:HB3	2.11	0.50
38:DQ:78:LYS:HE2	38:DQ:117:LEU:HD21	1.93	0.50
40:DS:46:LEU:O	40:DS:50:VAL:HG23	2.11	0.50
44:DW:68:LYS:HE3	44:DW:70:GLU:HG3	1.93	0.50
1:AA:689:C:C2	1:AA:690:G:C8	2.99	0.50
1:AA:692:U:H5''	11:AK:127:ARG:NH2	2.25	0.50
1:AA:756:C:H2'	1:AA:757:U:O4'	2.10	0.50
1:AA:795:C:H5''	1:AA:796:C:OP2	2.12	0.50
1:AA:1376:U:H2'	1:AA:1377:A:C8	2.46	0.50
4:AD:54:GLN:NE2	4:AD:202:GLU:HB3	2.27	0.50
4:AD:115:ARG:O	4:AD:118:VAL:N	2.44	0.50
9:AI:120:LYS:HG3	9:AI:123:ARG:CB	2.41	0.50
10:AJ:92:LEU:O	10:AJ:93:ALA:HB3	2.12	0.50
14:AN:10:GLU:HA	14:AN:13:ARG:HG3	1.93	0.50
22:BA:71:A:OP2	22:BA:71:A:H3'	2.11	0.50
22:BA:558:U:OP1	31:BJ:113:PRO:HD2	2.11	0.50
22:BA:1043:C:N4	22:BA:1044:C:N4	2.59	0.50
22:BA:1059:G:H1'	30:BI:128:SER:O	2.11	0.50
22:BA:1092:C:H2'	22:BA:1093:G:O4'	2.12	0.50
22:BA:1606:C:O2'	22:BA:1607:C:O5'	2.23	0.50
22:BA:1985:C:O2	22:BA:1985:C:C2'	2.56	0.50
22:BA:2192:U:C2	22:BA:2193:G:C8	2.99	0.50
22:BA:2552:U:C2	22:BA:2554:U:H5'	2.47	0.50

*Continued on next page...*

*Continued from previous page...*

Atom-1	Atom-2	Interatomic distance (Å)	Clash overlap (Å)
23:BB:109:A:N7	23:BB:110:C:C5	2.79	0.50
24:BC:171:TYR:HA	24:BC:185:GLU:HA	1.92	0.50
28:BG:94:TYR:HA	28:BG:106:SER:O	2.11	0.50
28:BG:111:HIS:O	28:BG:111:HIS:CG	2.63	0.50
28:BG:121:ILE:HD11	28:BG:140:VAL:HG12	1.93	0.50
30:BI:106:LEU:HA	30:BI:109:ILE:HB	1.94	0.50
52:B4:25:VAL:CG2	52:B4:35:GLN:HB2	2.42	0.50
1:CA:188:C:N4	1:CA:189:A:C6	2.80	0.50
1:CA:248:C:C4	1:CA:249:U:C4	2.98	0.50
1:CA:406:G:C6	1:CA:495:A:C8	3.00	0.50
1:CA:851:G:C2	1:CA:852:G:N7	2.80	0.50
1:CA:1253:G:N1	1:CA:1285:A:N6	2.59	0.50
1:CA:1530:G:O2'	1:CA:1531:A:OP2	2.22	0.50
3:CC:42:TYR:CZ	3:CC:46:GLU:HG3	2.46	0.50
4:CD:58:LYS:HB2	4:CD:200:ILE:HD12	1.94	0.50
22:DA:205:G:HO2'	22:DA:206:U:P	2.34	0.50
22:DA:704:G:H1'	22:DA:726:G:N2	2.26	0.50
22:DA:1606:C:O2'	22:DA:1607:C:OP2	2.28	0.50
22:DA:1827:U:O2'	22:DA:1970:A:N3	2.36	0.50
22:DA:1838:C:C6	22:DA:1899:A:C6	3.00	0.50
22:DA:1865:U:C5	22:DA:1875:G:C2	2.99	0.50
25:DD:104:VAL:O	25:DD:105:LYS:HB3	2.11	0.50
27:DF:46:ASP:HB3	27:DF:49:LEU:HB2	1.93	0.50
28:DG:67:THR:O	28:DG:71:LEU:N	2.41	0.50
35:DN:65:LEU:HD11	35:DN:69:ARG:NH2	2.27	0.50
37:DP:113:ARG:O	37:DP:114:LEU:HD23	2.12	0.50
44:DW:23:VAL:HG22	44:DW:38:VAL:HG13	1.93	0.50
44:DW:34:GLY:O	44:DW:35:SER:C	2.50	0.50
45:DX:52:SER:OG	45:DX:55:GLY:N	2.40	0.50
45:DX:54:LYS:O	45:DX:57:ARG:N	2.44	0.50
1:AA:935:A:C2	1:AA:936:C:C2	2.98	0.50
1:AA:1166:G:O2'	1:AA:1169:A:N6	2.44	0.50
6:AF:86:ARG:HH11	6:AF:86:ARG:CG	2.25	0.50
7:AG:95:ARG:O	7:AG:98:ALA:N	2.44	0.50
9:AI:13:LYS:HG2	9:AI:13:LYS:O	2.11	0.50
14:AN:25:ALA:O	14:AN:28:LYS:HG2	2.11	0.50
22:BA:359:G:C6	22:BA:360:U:C4	3.00	0.50
22:BA:1338:G:C2'	22:BA:1339:G:H5'	2.42	0.50
25:BD:35:THR:OG1	25:BD:49:GLN:HG2	2.11	0.50
29:BH:66:ASN:OD1	29:BH:138:VAL:HG21	2.11	0.50
31:BJ:7:LYS:O	31:BJ:11:VAL:HG23	2.11	0.50

*Continued on next page...*



*Continued from previous page...*

Atom-1	Atom-2	Interatomic distance (Å)	Clash overlap (Å)
33:BL:36:LYS:O	33:BL:40:SER:HB3	2.11	0.50
33:BL:114:GLY:O	33:BL:115:GLU:O	2.27	0.50
36:BO:53:THR:HG23	36:BO:74:VAL:HG21	1.92	0.50
49:B1:48:ILE:N	49:B1:48:ILE:HD12	2.26	0.50
1:CA:33:A:H2'	1:CA:34:C:C6	2.47	0.50
1:CA:116:A:C8	1:CA:116:A:OP2	2.64	0.50
1:CA:577:G:C8	1:CA:816:A:C2	2.98	0.50
1:CA:1212:U:H4'	1:CA:1213:A:C8	2.47	0.50
6:CF:90:MET:O	6:CF:91:ARG:O	2.30	0.50
9:CI:120:LYS:O	9:CI:121:ALA:HB3	2.12	0.50
22:DA:83:A:H5''	22:DA:84:A:P	2.52	0.50
22:DA:118:A:H1'	22:DA:178:G:C1'	2.41	0.50
22:DA:699:A:H2'	22:DA:700:G:O4'	2.12	0.50
22:DA:1336:A:H2'	22:DA:1337:G:C8	2.45	0.50
22:DA:1779:U:H5	22:DA:1784:A:N7	2.09	0.50
22:DA:2790:U:H5'	22:DA:2893:A:N7	2.26	0.50
31:DJ:109:LEU:HD23	31:DJ:110:PRO:HD2	1.92	0.50
34:DM:56:ALA:C	34:DM:58:LYS:H	2.13	0.50
46:DY:11:VAL:O	46:DY:15:ASN:ND2	2.45	0.50
49:D1:10:LYS:O	49:D1:51:GLU:HG2	2.12	0.50
1:AA:110:C:O2'	16:AP:25:ARG:O	2.29	0.50
1:AA:591:U:OP1	8:AH:31:LYS:HD2	2.10	0.50
1:AA:1264:U:O2	1:AA:1272:G:C2	2.65	0.50
5:AE:115:LEU:HG	5:AE:120:VAL:HG21	1.93	0.50
6:AF:41:ASP:O	6:AF:43:GLY:N	2.44	0.50
13:AM:34:LEU:HD22	13:AM:41:GLU:HA	1.92	0.50
22:BA:192:C:P	57:BA:3742:HOH:O	2.70	0.50
22:BA:308:G:H2'	22:BA:309:A:O4'	2.11	0.50
22:BA:714:U:O2	22:BA:717:C:H5	1.95	0.50
22:BA:833:A:H2'	22:BA:834:G:C8	2.47	0.50
22:BA:1027:A:H2'	22:BA:1126:A:N6	2.26	0.50
22:BA:1268:A:H2'	22:BA:1269:A:O4'	2.10	0.50
22:BA:1972:G:C2	22:BA:1973:G:C5	3.00	0.50
22:BA:2027:G:C5	22:BA:2028:U:C5	3.00	0.50
22:BA:2154:A:H2'	22:BA:2155:U:C6	2.47	0.50
22:BA:2502:G:H5'	22:BA:2503:A:H5''	1.92	0.50
22:BA:2534:A:H2'	22:BA:2535:G:O5'	2.11	0.50
22:BA:2716:C:H2'	22:BA:2717:C:H6	1.75	0.50
22:BA:2845:U:H5''	37:BP:52:ASN:O	2.11	0.50
24:BC:67:PHE:CE2	24:BC:156:ARG:CZ	2.95	0.50
25:BD:84:LEU:HD22	25:BD:88:GLU:CB	2.42	0.50

*Continued on next page...*

*Continued from previous page...*

Atom-1	Atom-2	Interatomic distance (Å)	Clash overlap (Å)
30:BI:117:MET:SD	30:BI:129:ILE:HD11	2.52	0.50
39:BR:68:ARG:HD3	39:BR:92:TRP:CE2	2.46	0.50
41:BT:2:ILE:HG23	41:BT:4:GLU:HA	1.94	0.50
49:B1:36:LEU:O	49:B1:49:TYR:N	2.41	0.50
1:CA:115:G:C2	1:CA:289:G:N7	2.80	0.50
1:CA:660:C:C2	1:CA:661:G:C8	3.00	0.50
1:CA:1426:G:C4	1:CA:1475:G:C2	3.00	0.50
2:CB:83:ALA:O	2:CB:86:SER:OG	2.29	0.50
22:DA:228:C:H5''	22:DA:229:C:C6	2.47	0.50
22:DA:308:G:N1	22:DA:309:A:C2	2.80	0.50
22:DA:1153:C:H3'	22:DA:1154:G:C8	2.47	0.50
22:DA:1694:C:H4'	22:DA:1695:G:O5'	2.12	0.50
23:DB:29:A:H2'	23:DB:30:C:C6	2.47	0.50
57:DB:307:HOH:O	43:DV:14:LYS:HD2	2.10	0.50
35:DN:25:ALA:HA	35:DN:44:LEU:HD11	1.93	0.50
47:DZ:14:ILE:HG22	47:DZ:15:GLY:N	2.25	0.50
1:AA:2:A:C6	1:AA:3:A:N1	2.80	0.50
1:AA:89:U:O2'	1:AA:90:C:H5'	2.11	0.50
1:AA:188:C:N3	1:AA:189:A:C2	2.80	0.50
2:AB:75:ALA:O	2:AB:76:ALA:CB	2.59	0.50
10:AJ:19:ASP:HA	10:AJ:22:THR:HB	1.94	0.50
10:AJ:50:THR:HB	10:AJ:64:GLN:HG2	1.92	0.50
22:BA:181:A:H2'	22:BA:182:A:C8	2.45	0.50
22:BA:764:A:H3'	22:BA:765:C:H5'	1.92	0.50
22:BA:1818:U:OP2	24:BC:156:ARG:NH1	2.44	0.50
22:BA:2063:C:O2	22:BA:2450:A:N1	2.44	0.50
22:BA:2593:U:C4	22:BA:2594:C:C5	2.99	0.50
22:BA:2747:G:O2'	28:BG:67:THR:HB	2.11	0.50
24:BC:143:ASN:OD1	24:BC:143:ASN:O	2.30	0.50
25:BD:175:LEU:N	25:BD:175:LEU:HD23	2.27	0.50
27:BF:107:ALA:C	27:BF:109:PRO:HD2	2.32	0.50
29:BH:80:ILE:O	29:BH:147:VAL:N	2.44	0.50
29:BH:97:ARG:NH1	1:CA:369:G:H2'	2.26	0.50
38:BQ:92:ARG:HA	38:BQ:95:LEU:HB2	1.94	0.50
53:B5:41:THR:O	53:B5:215:VAL:CB	2.60	0.50
53:B5:64:SER:O	53:B5:65:LEU:CB	2.58	0.50
1:CA:563:A:C8	1:CA:567:G:C1'	2.94	0.50
4:CD:22:LYS:O	4:CD:23:SER:C	2.50	0.50
13:CM:54:ASP:HA	13:CM:57:ARG:CB	2.41	0.50
14:CN:18:ASP:HA	14:CN:22:ALA:HB3	1.92	0.50
22:DA:160:A:N3	22:DA:2208:C:O2'	2.42	0.50

*Continued on next page...*

*Continued from previous page...*

Atom-1	Atom-2	Interatomic distance (Å)	Clash overlap (Å)
22:DA:479:A:H4'	22:DA:480:A:OP1	2.10	0.50
22:DA:799:G:OP2	22:DA:800:A:C2'	2.59	0.50
22:DA:1288:G:C8	22:DA:1327:A:C6	2.99	0.50
22:DA:1353:A:H2'	22:DA:1354:A:O4'	2.12	0.50
22:DA:1638:C:H5''	22:DA:2710:C:O2'	2.12	0.50
26:DE:131:THR:HG22	26:DE:160:ALA:O	2.11	0.50
29:DH:127:GLU:HG3	29:DH:145:ASN:HA	1.93	0.50
31:DJ:17:VAL:HG23	31:DJ:137:PRO:HB2	1.92	0.50
36:DO:94:ARG:HD2	36:DO:97:PHE:O	2.12	0.50
38:DQ:49:ASP:O	38:DQ:53:ARG:HB2	2.12	0.50
40:DS:28:LYS:O	40:DS:30:SER:N	2.44	0.50
45:DX:13:VAL:HG23	45:DX:13:VAL:O	2.11	0.50
1:AA:299:G:C6	1:AA:300:A:C6	2.99	0.50
1:AA:579:A:H2'	1:AA:580:C:C6	2.47	0.50
1:AA:1025:U:H5''	1:AA:1026:G:O5'	2.11	0.50
2:AB:23:TRP:CZ3	2:AB:25:PRO:HA	2.46	0.50
2:AB:151:ILE:HG23	2:AB:152:LYS:N	2.27	0.50
2:AB:187:VAL:HG11	2:AB:196:VAL:HG21	1.94	0.50
9:AI:58:VAL:O	9:AI:59:GLU:HG2	2.11	0.50
13:AM:107:ARG:HG2	13:AM:107:ARG:HH11	1.77	0.50
17:AQ:14:SER:HB3	17:AQ:22:VAL:HG12	1.93	0.50
22:BA:614:A:O2'	22:BA:615:U:P	2.69	0.50
22:BA:948:C:O2	22:BA:984:A:O2'	2.26	0.50
22:BA:1078:U:H1'	22:BA:1088:A:N1	2.27	0.50
22:BA:1469:A:C2	22:BA:1470:A:C4	2.99	0.50
22:BA:1688:U:O2	22:BA:1700:A:H5''	2.11	0.50
22:BA:1833:C:C5	22:BA:1834:U:C5	3.00	0.50
24:BC:167:ARG:O	24:BC:168:ASP:CB	2.59	0.50
33:BL:79:LEU:HD11	33:BL:112:LEU:CD1	2.42	0.50
36:BO:10:ARG:NH2	36:BO:96:GLY:O	2.42	0.50
53:B5:45:HIS:CD2	53:B5:176:VAL:HA	2.47	0.50
1:CA:295:C:C4	1:CA:296:U:C4	2.99	0.50
1:CA:794:A:C6	1:CA:795:C:C4	3.00	0.50
1:CA:978:A:C5	1:CA:1318:A:N6	2.80	0.50
4:CD:196:ASN:HB3	4:CD:198:HIS:CE1	2.47	0.50
5:CE:149:SER:HB2	5:CE:152:MET:CG	2.41	0.50
11:CK:45:ALA:HB3	11:CK:70:CYS:HB2	1.93	0.50
11:CK:100:LEU:C	11:CK:102:ALA:N	2.63	0.50
14:CN:10:GLU:O	14:CN:13:ARG:N	2.45	0.50
22:DA:109:C:C2	22:DA:110:G:C8	3.00	0.50
22:DA:183:C:H1'	22:DA:433:C:H1'	1.92	0.50

*Continued on next page...*

*Continued from previous page...*

Atom-1	Atom-2	Interatomic distance (Å)	Clash overlap (Å)
22:DA:674:G:H1'	26:DE:69:ARG:HD3	1.94	0.50
22:DA:813:U:H1'	22:DA:1226:A:N3	2.27	0.50
22:DA:936:A:C2	22:DA:937:C:C2	3.00	0.50
22:DA:1265:A:N1	22:DA:2013:A:H5''	2.26	0.50
22:DA:2286:G:H5''	22:DA:2287:A:OP1	2.11	0.50
22:DA:2321:U:H5'	22:DA:2322:A:OP2	2.11	0.50
26:DE:197:GLU:O	26:DE:201:ALA:HB2	2.12	0.50
30:DI:28:LEU:HD13	30:DI:38:PHE:CD2	2.47	0.50
31:DJ:6:ALA:O	31:DJ:7:LYS:HG3	2.12	0.50
33:DL:79:LEU:HB3	33:DL:114:GLY:O	2.12	0.50
33:DL:110:VAL:HG12	33:DL:131:ALA:HB1	1.93	0.50
39:DR:78:ARG:HB3	39:DR:83:TYR:CD1	2.47	0.50
46:DY:48:ARG:O	46:DY:51:ALA:HB3	2.12	0.50
1:AA:54:C:H2'	1:AA:352:C:N4	2.27	0.50
1:AA:130:A:C8	17:AQ:65:ARG:HB2	2.47	0.50
1:AA:130:A:N7	17:AQ:65:ARG:HB2	2.26	0.50
1:AA:198:G:C5	1:AA:220:G:C2	2.99	0.50
1:AA:234:C:O2'	1:AA:235:C:H5'	2.12	0.50
1:AA:411:A:C6	1:AA:429:U:C5	2.99	0.50
1:AA:642:A:C5	8:AH:107:SER:HA	2.46	0.50
1:AA:901:A:N7	1:AA:902:G:H1'	2.27	0.50
1:AA:1511:G:H2'	1:AA:1512:U:O4'	2.12	0.50
3:AC:175:LEU:HD12	3:AC:175:LEU:O	2.12	0.50
6:AF:90:MET:HG2	18:AR:61:ARG:NH2	2.27	0.50
9:AI:83:ILE:O	9:AI:87:LEU:HD13	2.12	0.50
17:AQ:69:LYS:O	17:AQ:69:LYS:HG2	2.11	0.50
22:BA:859:G:N3	22:BA:916:G:C6	2.79	0.50
22:BA:983:A:C6	22:BA:984:A:C2	3.00	0.50
22:BA:1179:G:N7	22:BA:1180:U:C1'	2.75	0.50
22:BA:1593:A:H2'	22:BA:1594:U:O4'	2.12	0.50
22:BA:1912:A:C2	22:BA:1919:A:C4	3.00	0.50
22:BA:2051:A:N6	22:BA:2614:A:C8	2.80	0.50
22:BA:2527:C:H2'	22:BA:2528:U:H5'	1.93	0.50
22:BA:2591:C:P	24:BC:238:ARG:HG3	2.52	0.50
22:BA:2887:A:N3	22:BA:2888:C:C6	2.80	0.50
23:BB:53:A:H2'	23:BB:53:A:N3	2.27	0.50
28:BG:64:GLN:OE1	28:BG:64:GLN:HA	2.11	0.50
43:BV:65:VAL:HG22	43:BV:65:VAL:O	2.12	0.50
50:B2:1:MET:O	50:B2:2:LYS:C	2.49	0.50
1:CA:39:G:H2'	1:CA:40:C:C6	2.45	0.50
1:CA:327:A:C6	1:CA:329:A:C6	3.00	0.50

*Continued on next page...*

*Continued from previous page...*

Atom-1	Atom-2	Interatomic distance (Å)	Clash overlap (Å)
1:CA:376:G:H5'	16:CP:5:ARG:HB2	1.94	0.50
1:CA:623:C:C4	1:CA:624:C:C5	2.99	0.50
1:CA:1124:G:N2	1:CA:1127:G:N2	2.60	0.50
4:CD:76:TYR:O	4:CD:77:LYS:C	2.50	0.50
7:CG:23:LEU:HD22	7:CG:27:VAL:HG13	1.93	0.50
9:CI:26:GLY:HA2	9:CI:61:LEU:O	2.12	0.50
22:DA:406:G:H2'	22:DA:407:G:O4'	2.12	0.50
22:DA:460:A:C2	22:DA:470:A:C5	3.00	0.50
22:DA:618:G:N3	22:DA:618:G:H2'	2.26	0.50
22:DA:764:A:C2	22:DA:781:A:C6	3.00	0.50
22:DA:1097:U:O2	30:DI:9:VAL:HG11	2.11	0.50
22:DA:1355:G:O2'	22:DA:1356:G:H5'	2.11	0.50
22:DA:1655:A:C6	22:DA:1656:C:C2	2.99	0.50
22:DA:1907:G:C2	22:DA:1924:C:C2	2.99	0.50
22:DA:2109:U:H2'	22:DA:2110:G:C8	2.47	0.50
22:DA:2262:U:C2	22:DA:2279:G:N2	2.79	0.50
22:DA:2308:G:H5''	22:DA:2309:A:OP2	2.12	0.50
22:DA:2802:G:C2	22:DA:2803:G:C4	3.00	0.50
24:DC:36:LYS:O	24:DC:36:LYS:HG3	2.12	0.50
28:DG:7:ALA:O	28:DG:69:ARG:NE	2.44	0.50
29:DH:44:ILE:O	29:DH:48:GLU:HB2	2.12	0.50
30:DI:113:LYS:O	30:DI:117:MET:HB2	2.12	0.50
36:DO:26:LEU:CD2	36:DO:117:PHE:CE2	2.95	0.50
52:D4:1:MET:SD	52:D4:34:LYS:HG2	2.52	0.50
52:D4:3:VAL:O	52:D4:3:VAL:CG2	2.60	0.50
1:AA:22:G:H4'	1:AA:885:G:C8	2.47	0.50
1:AA:96:U:O2'	1:AA:97:G:OP2	2.29	0.50
1:AA:695:A:N1	1:AA:696:A:C2	2.80	0.50
1:AA:927:G:C6	1:AA:1391:U:O2	2.65	0.50
1:AA:951:G:N2	1:AA:952:U:C2	2.80	0.50
1:AA:1059:C:C2	1:AA:1060:U:C5	3.00	0.50
1:AA:1106:G:C6	1:AA:1107:C:N4	2.79	0.50
2:AB:164:ILE:HG23	2:AB:165:ASP:H	1.77	0.50
5:AE:41:ASP:OD1	5:AE:44:GLY:O	2.30	0.50
11:AK:74:VAL:O	11:AK:79:ILE:HG13	2.11	0.50
11:AK:112:ASP:OD2	11:AK:114:THR:HG23	2.12	0.50
13:AM:33:ILE:O	13:AM:36:ALA:N	2.45	0.50
16:AP:51:ARG:HH11	16:AP:51:ARG:CG	2.24	0.50
21:AU:37:PHE:HD1	21:AU:40:LYS:HE3	1.76	0.50
22:BA:780:G:H21	22:BA:783:A:H62	1.60	0.50
22:BA:1197:G:H2'	22:BA:1198:U:C6	2.47	0.50

*Continued on next page...*

Continued from previous page...

Atom-1	Atom-2	Interatomic distance (Å)	Clash overlap (Å)
22:BA:1232:G:C4	22:BA:1233:C:C6	3.00	0.50
22:BA:2611:C:H2'	22:BA:2612:C:O4'	2.12	0.50
22:BA:2861:U:O2	22:BA:2861:U:H2'	2.12	0.50
24:BC:167:ARG:O	24:BC:168:ASP:HB3	2.12	0.50
36:BO:87:ILE:HG22	36:BO:88:LYS:N	2.27	0.50
38:BQ:74:ILE:HG23	38:BQ:74:ILE:O	2.12	0.50
40:BS:25:ARG:NH2	40:BS:74:ILE:O	2.45	0.50
42:BU:44:LYS:N	42:BU:59:VAL:O	2.44	0.50
46:BY:39:GLN:HB2	46:BY:41:HIS:CE1	2.47	0.50
1:CA:66:A:O4'	1:CA:173:U:C4	2.64	0.50
1:CA:502:A:H2'	1:CA:503:C:O4'	2.12	0.50
1:CA:910:C:H2'	1:CA:911:U:O4'	2.12	0.50
1:CA:1226:C:N4	13:CM:103:LYS:HE2	2.27	0.50
5:CE:56:VAL:N	5:CE:57:PRO:CD	2.74	0.50
12:CL:44:LYS:HB2	12:CL:45:PRO:HD3	1.93	0.50
16:CP:75:ILE:O	16:CP:78:VAL:HG12	2.11	0.50
22:DA:161:A:P	22:DA:162:U:H3'	2.52	0.50
22:DA:222:A:H3'	22:DA:421:C:C5'	2.41	0.50
22:DA:602:A:N3	22:DA:655:A:C2	2.80	0.50
22:DA:1606:C:C2'	22:DA:1607:C:OP2	2.60	0.50
22:DA:1682:G:N2	22:DA:1757:A:O4'	2.45	0.50
22:DA:2031:A:O2'	22:DA:2454:G:N2	2.45	0.50
22:DA:2322:A:N7	22:DA:2323:G:N7	2.59	0.50
27:DF:50:LEU:CD2	27:DF:84:PRO:HB2	2.42	0.50
30:DI:22:PRO:HB2	30:DI:23:PRO:HD3	1.93	0.50
42:DU:74:ASN:C	42:DU:76:ALA:H	2.14	0.50
50:D2:44:VAL:O	50:D2:45:SER:CB	2.59	0.50
1:AA:89:U:O2'	1:AA:90:C:C5'	2.60	0.49
1:AA:251:G:C6	1:AA:266:G:O6	2.65	0.49
1:AA:525:C:H2'	1:AA:526:C:C6	2.46	0.49
1:AA:588:G:C6	1:AA:589:U:N3	2.80	0.49
4:AD:11:LEU:HD21	4:AD:63:ARG:HD3	1.92	0.49
4:AD:151:LYS:HB2	4:AD:156:LYS:CE	2.41	0.49
5:AE:80:THR:CB	5:AE:122:ASN:HD21	2.25	0.49
9:AI:30:ILE:HD12	9:AI:79:ILE:CD1	2.41	0.49
10:AJ:25:ILE:HG22	10:AJ:26:VAL:N	2.27	0.49
22:BA:848:C:H2'	22:BA:849:A:C8	2.47	0.49
22:BA:1712:U:H3'	22:BA:1713:A:H2'	1.92	0.49
22:BA:1965:C:OP1	22:BA:1966:A:O2'	2.14	0.49
22:BA:1971:U:OP2	22:BA:1971:U:H4'	2.12	0.49
26:BE:193:VAL:O	26:BE:197:GLU:N	2.45	0.49

Continued on next page...

*Continued from previous page...*

Atom-1	Atom-2	Interatomic distance (Å)	Clash overlap (Å)
27:BF:122:PHE:HB3	27:BF:163:ASP:OD2	2.13	0.49
29:BH:43:ASN:O	29:BH:46:PHE:HB3	2.12	0.49
32:BK:47:ILE:HB	32:BK:48:PRO:HD3	1.94	0.49
33:BL:9:ALA:O	33:BL:10:GLU:C	2.49	0.49
53:B5:42:VAL:HG12	53:B5:214:TYR:HA	1.93	0.49
53:B5:47:LYS:HB2	53:B5:210:LEU:CB	2.42	0.49
53:B5:48:LEU:HD12	53:B5:57:GLN:HG2	1.94	0.49
1:CA:38:G:C2	1:CA:397:A:N3	2.79	0.49
1:CA:62:U:O2'	1:CA:379:C:O2	2.29	0.49
1:CA:421:U:O5'	1:CA:422:C:H5	1.96	0.49
1:CA:435:A:C5	1:CA:436:C:C6	3.00	0.49
1:CA:745:G:C6	1:CA:746:A:C6	3.00	0.49
1:CA:747:A:N6	1:CA:748:G:O6	2.44	0.49
1:CA:852:G:C5	1:CA:853:C:C5	2.99	0.49
1:CA:926:G:C6	1:CA:1505:G:C6	2.99	0.49
1:CA:1394:A:C5	1:CA:1501:C:H4'	2.47	0.49
1:CA:1462:C:H2'	1:CA:1463:U:C6	2.47	0.49
4:CD:3:ARG:O	4:CD:5:LEU:HD13	2.11	0.49
4:CD:4:TYR:O	4:CD:5:LEU:HB2	2.12	0.49
4:CD:46:PRO:O	4:CD:47:ARG:O	2.30	0.49
20:CT:24:ARG:O	20:CT:27:MET:HG3	2.12	0.49
22:DA:616:A:C2	22:DA:617:G:C1'	2.95	0.49
22:DA:662:G:O3'	33:DL:16:GLY:HA2	2.12	0.49
22:DA:2091:C:H1'	45:DX:34:HIS:CD2	2.47	0.49
22:DA:2212:A:C2	22:DA:2214:C:C4	3.00	0.49
22:DA:2688:G:N1	22:DA:2720:U:OP2	2.31	0.49
24:DC:9:THR:O	24:DC:10:SER:CB	2.61	0.49
35:DN:106:ASP:C	35:DN:106:ASP:OD1	2.50	0.49
37:DP:89:ARG:HD3	37:DP:113:ARG:NH2	2.26	0.49
40:DS:41:LYS:O	40:DS:42:LYS:C	2.49	0.49
42:DU:95:PHE:HA	42:DU:101:GLU:O	2.12	0.49
43:DV:51:GLN:HA	43:DV:56:PHE:HB2	1.94	0.49
1:AA:204:G:H2'	1:AA:205:A:O4'	2.11	0.49
1:AA:263:A:P	20:AT:74:ARG:HH12	2.35	0.49
1:AA:723:U:O2'	1:AA:855:U:H4'	2.11	0.49
1:AA:858:G:O2'	1:AA:859:G:H5'	2.11	0.49
1:AA:907:A:C4	1:AA:908:A:C8	3.00	0.49
1:AA:1001:C:H2'	1:AA:1002:G:C8	2.48	0.49
1:AA:1032:G:H3'	1:AA:1033:G:O4'	2.12	0.49
1:AA:1088:G:C6	1:AA:1089:G:C5	3.01	0.49
2:AB:206:ALA:O	2:AB:208:ARG:N	2.45	0.49

*Continued on next page...*

*Continued from previous page...*

Atom-1	Atom-2	Interatomic distance (Å)	Clash overlap (Å)
6:AF:26:THR:O	6:AF:30:THR:HG23	2.12	0.49
10:AJ:10:LEU:O	10:AJ:71:LEU:HA	2.11	0.49
13:AM:34:LEU:HD23	13:AM:39:ILE:CG2	2.42	0.49
22:BA:1449:G:O2'	22:BA:1450:G:H5'	2.12	0.49
22:BA:1668:A:O2'	22:BA:1674:G:N7	2.35	0.49
22:BA:1754:A:H2'	22:BA:1755:A:C8	2.47	0.49
22:BA:2196:C:O2'	22:BA:2197:U:H5'	2.12	0.49
22:BA:2198:A:N1	29:BH:25:TYR:HD1	2.09	0.49
22:BA:2592:G:C6	22:BA:2593:U:C4	3.00	0.49
24:BC:107:PRO:HB3	24:BC:142:HIS:CE1	2.48	0.49
24:BC:130:LEU:HG	24:BC:135:ILE:HD11	1.95	0.49
24:BC:160:THR:O	24:BC:195:VAL:HG12	2.12	0.49
28:BG:32:GLU:C	28:BG:33:LEU:HD12	2.32	0.49
29:BH:86:ASP:O	29:BH:87:GLU:HB2	2.11	0.49
30:BI:97:LYS:CG	30:BI:139:VAL:HG22	2.42	0.49
35:BN:32:GLU:CD	35:BN:86:ARG:HH22	2.15	0.49
35:BN:103:ARG:CB	35:BN:110:MET:HE3	2.34	0.49
36:BO:7:ARG:CG	36:BO:96:GLY:HA3	2.42	0.49
37:BP:34:GLU:O	37:BP:36:SER:N	2.46	0.49
1:CA:200:G:C2	1:CA:218:U:O2	2.65	0.49
1:CA:216:U:C5'	1:CA:464:U:H4'	2.42	0.49
1:CA:360:G:O2'	1:CA:361:G:H5'	2.12	0.49
1:CA:418:C:H1'	1:CA:540:G:O2'	2.11	0.49
1:CA:572:A:N3	1:CA:917:G:H1'	2.27	0.49
1:CA:945:G:H2'	1:CA:945:G:N3	2.26	0.49
1:CA:992:U:O4'	1:CA:993:G:C2	2.65	0.49
1:CA:1070:U:H2'	1:CA:1071:C:C6	2.46	0.49
1:CA:1112:C:C4	3:CC:178:LEU:HD23	2.46	0.49
1:CA:1491:G:C6	1:CA:1492:A:N1	2.80	0.49
2:CB:102:THR:HA	2:CB:179:LEU:HD21	1.94	0.49
4:CD:105:MET:O	4:CD:173:VAL:HG21	2.12	0.49
5:CE:105:ILE:H	5:CE:122:ASN:HA	1.77	0.49
9:CI:121:ALA:O	9:CI:122:ARG:HG2	2.12	0.49
10:CJ:26:VAL:HG21	10:CJ:39:PRO:HD3	1.94	0.49
16:CP:52:LEU:HD21	16:CP:57:ILE:HD12	1.93	0.49
22:DA:71:A:C2	22:DA:73:A:C2	3.00	0.49
22:DA:230:G:N1	22:DA:231:A:C5	2.80	0.49
22:DA:1056:G:N1	22:DA:1102:C:OP2	2.43	0.49
22:DA:1085:A:N7	22:DA:1086:A:N6	2.59	0.49
22:DA:1314:C:OP1	22:DA:1332:G:OP1	2.30	0.49
22:DA:1918:A:O2'	22:DA:1920:C:C4	2.60	0.49

*Continued on next page...*



*Continued from previous page...*

Atom-1	Atom-2	Interatomic distance (Å)	Clash overlap (Å)
22:DA:2100:G:C6	22:DA:2190:G:C5	3.01	0.49
22:DA:2272:U:H5''	22:DA:2273:A:OP1	2.12	0.49
22:DA:2322:A:C5	22:DA:2323:G:C8	3.00	0.49
22:DA:2704:C:H2'	22:DA:2705:A:O4'	2.12	0.49
22:DA:2709:G:OP1	35:DN:18:GLN:NE2	2.46	0.49
22:DA:2808:G:N2	22:DA:2891:U:C6	2.81	0.49
28:DG:176:LYS:O	28:DG:177:LYS:HB2	2.12	0.49
29:DH:5:LEU:HD11	29:DH:13:GLY:HA2	1.93	0.49
31:DJ:39:LYS:NZ	31:DJ:44:TYR:CE1	2.80	0.49
33:DL:41:ARG:O	33:DL:44:GLY:N	2.45	0.49
37:DP:88:ARG:NH2	37:DP:110:ILE:O	2.39	0.49
42:DU:72:ILE:CD1	42:DU:83:VAL:HG23	2.42	0.49
45:DX:33:LEU:O	45:DX:34:HIS:ND1	2.45	0.49
50:D2:43:THR:OG1	50:D2:44:VAL:O	2.30	0.49
1:AA:358:U:H2'	1:AA:359:G:H8	1.77	0.49
1:AA:423:G:N2	1:AA:424:G:C8	2.80	0.49
1:AA:542:G:C2	1:AA:543:U:C6	3.00	0.49
1:AA:974:A:H4'	1:AA:975:A:O5'	2.11	0.49
1:AA:1157:A:C4	1:AA:1181:G:C6	3.00	0.49
1:AA:1537:U:C4	1:AA:1538:C:C4	3.00	0.49
11:AK:126:LYS:O	21:AU:34:ARG:NE	2.45	0.49
17:AQ:81:LYS:N	17:AQ:81:LYS:CD	2.75	0.49
22:BA:288:U:N3	22:BA:289:G:N7	2.60	0.49
22:BA:368:A:C5	22:BA:369:U:C4	3.00	0.49
22:BA:716:A:C6	22:BA:717:C:C4	2.99	0.49
22:BA:1347:A:C2'	22:BA:1348:C:O5'	2.59	0.49
22:BA:1869:G:C3'	22:BA:1870:C:H5'	2.42	0.49
22:BA:2218:G:C2'	22:BA:2219:U:H5'	2.42	0.49
22:BA:2415:G:C4	22:BA:2416:C:C6	3.00	0.49
23:BB:30:C:H2'	23:BB:31:C:H5'	1.94	0.49
24:BC:266:PHE:N	24:BC:266:PHE:CD1	2.78	0.49
25:BD:101:PHE:CE2	25:BD:107:VAL:HG11	2.47	0.49
26:BE:155:GLU:OE1	26:BE:155:GLU:HA	2.11	0.49
29:BH:99:ILE:O	29:BH:99:ILE:HG22	2.12	0.49
38:BQ:19:LYS:O	38:BQ:22:LYS:HG3	2.12	0.49
38:BQ:24:TYR:HB3	38:BQ:28:ARG:HB3	1.94	0.49
40:BS:14:ALA:O	40:BS:18:ARG:HG3	2.10	0.49
42:BU:99:ASN:OD1	42:BU:101:GLU:HB3	2.11	0.49
45:BX:37:ARG:HG2	45:BX:46:PHE:HB3	1.94	0.49
50:B2:33:ARG:O	50:B2:36:ALA:N	2.46	0.49
53:B5:64:SER:O	53:B5:65:LEU:HB2	2.12	0.49

*Continued on next page...*

*Continued from previous page...*

Atom-1	Atom-2	Interatomic distance (Å)	Clash overlap (Å)
1:CA:8:A:N6	4:CD:206:LYS:HB3	2.27	0.49
1:CA:435:A:C5	1:CA:436:C:C5	3.01	0.49
1:CA:541:G:H2'	1:CA:542:G:O4'	2.12	0.49
1:CA:1491:G:H2'	1:CA:1492:A:C8	2.48	0.49
2:CB:23:TRP:O	2:CB:23:TRP:CG	2.65	0.49
2:CB:222:ARG:NE	2:CB:223:GLU:HB2	2.27	0.49
6:CF:11:HIS:CG	6:CF:12:PRO:HD2	2.48	0.49
9:CI:90:TYR:O	9:CI:91:ASP:CG	2.51	0.49
16:CP:55:ASP:O	16:CP:58:ALA:HB3	2.11	0.49
22:DA:615:U:N3	26:DE:35:TYR:CE1	2.80	0.49
22:DA:1317:G:N2	22:DA:1336:A:N3	2.60	0.49
22:DA:1805:A:H1'	24:DC:50:THR:O	2.13	0.49
22:DA:1826:G:C5	22:DA:1827:U:C4	3.00	0.49
22:DA:2257:U:C4	22:DA:2258:C:N4	2.80	0.49
22:DA:2327:A:H2'	22:DA:2328:A:C8	2.47	0.49
22:DA:2521:C:C2	22:DA:2545:G:N2	2.80	0.49
23:DB:42:C:N4	23:DB:43:C:N3	2.60	0.49
27:DF:5:HIS:HB2	27:DF:97:TRP:CG	2.48	0.49
28:DG:85:LYS:HG3	28:DG:141:ILE:HD12	1.94	0.49
29:DH:81:ALA:C	29:DH:149:GLU:HB3	2.33	0.49
32:DK:121:GLU:O	32:DK:122:VAL:O	2.31	0.49
33:DL:68:SER:O	33:DL:69:ARG:HB2	2.12	0.49
43:DV:20:LEU:HD23	43:DV:25:LYS:HB2	1.94	0.49
45:DX:36:HIS:ND1	45:DX:37:ARG:O	2.45	0.49
46:DY:31:GLN:HG2	46:DY:37:LEU:H	1.78	0.49
1:AA:215:C:C4	1:AA:216:U:C4	3.01	0.49
1:AA:236:A:H2'	1:AA:237:G:C8	2.48	0.49
1:AA:452:A:C8	1:AA:453:G:O4'	2.64	0.49
1:AA:690:G:H2'	1:AA:691:G:C8	2.48	0.49
1:AA:807:A:H2'	1:AA:808:C:H6	1.77	0.49
1:AA:908:A:C2	1:AA:909:A:C5	3.01	0.49
1:AA:933:G:OP2	7:AG:3:ARG:HB3	2.12	0.49
1:AA:1044:A:C5	1:AA:1045:C:H1'	2.47	0.49
1:AA:1058:G:C6	1:AA:1059:C:C4	3.00	0.49
1:AA:1114:C:H2'	1:AA:1115:U:O4'	2.12	0.49
1:AA:1327:C:C2'	1:AA:1328:C:H5'	2.41	0.49
2:AB:102:THR:HA	2:AB:179:LEU:HD11	1.95	0.49
2:AB:202:GLY:O	2:AB:203:ASN:O	2.29	0.49
3:AC:79:LYS:O	3:AC:82:GLU:HB2	2.11	0.49
4:AD:76:TYR:CD1	4:AD:76:TYR:C	2.85	0.49
9:AI:19:VAL:HA	9:AI:65:ILE:HG22	1.93	0.49

*Continued on next page...*

*Continued from previous page...*

Atom-1	Atom-2	Interatomic distance (Å)	Clash overlap (Å)
9:AI:43:THR:O	9:AI:44:ALA:CB	2.60	0.49
10:AJ:8:ILE:O	10:AJ:73:LEU:O	2.30	0.49
16:AP:51:ARG:NH1	16:AP:51:ARG:HB3	2.27	0.49
19:AS:51:VAL:HB	19:AS:75:ALA:HB2	1.92	0.49
20:AT:27:MET:HG3	20:AT:28:MET:N	2.26	0.49
22:BA:528:A:C8	22:BA:528:A:C3'	2.95	0.49
22:BA:1306:C:O2	22:BA:1306:C:H2'	2.12	0.49
22:BA:1638:C:H1'	22:BA:2698:U:O2'	2.12	0.49
22:BA:1768:C:H2'	22:BA:1769:U:H6	1.76	0.49
22:BA:1794:A:H1'	22:BA:1900:A:C2	2.47	0.49
22:BA:2357:G:N2	22:BA:2360:G:OP2	2.37	0.49
23:BB:109:A:C5	23:BB:110:C:C4	3.00	0.49
24:BC:232:HIS:HA	24:BC:242:LYS:HG3	1.95	0.49
25:BD:101:PHE:CE2	25:BD:203:VAL:CG1	2.95	0.49
1:CA:158:G:C4	1:CA:159:G:C8	3.01	0.49
1:CA:779:C:C2'	1:CA:780:A:H5'	2.42	0.49
1:CA:1181:G:O2'	1:CA:1182:G:N7	2.45	0.49
1:CA:1345:U:C4	1:CA:1377:A:C2	3.00	0.49
1:CA:1507:A:N7	1:CA:1530:G:C6	2.80	0.49
4:CD:3:ARG:HD2	4:CD:115:ARG:HD3	1.95	0.49
6:CF:51:ILE:O	6:CF:51:ILE:HG12	2.12	0.49
22:DA:158:U:H2'	22:DA:159:G:H5'	1.95	0.49
22:DA:396:G:C1'	45:DX:29:PHE:HB3	2.42	0.49
22:DA:667:U:C4	22:DA:668:A:N7	2.80	0.49
22:DA:682:G:N3	22:DA:682:G:H2'	2.26	0.49
22:DA:684:G:OP1	50:D2:16:HIS:CE1	2.65	0.49
22:DA:745:G:O2'	22:DA:748:G:H1'	2.13	0.49
22:DA:803:U:C4	22:DA:804:A:N7	2.80	0.49
22:DA:1323:C:C4	22:DA:1324:G:N7	2.81	0.49
22:DA:1599:U:C4	22:DA:1600:C:N4	2.79	0.49
22:DA:1654:A:OP1	35:DN:1:MET:HA	2.13	0.49
22:DA:1799:G:C8	24:DC:176:LEU:HD13	2.46	0.49
22:DA:1831:G:C6	22:DA:1832:C:C4	2.99	0.49
22:DA:2437:G:O4'	22:DA:2598:A:C2	2.65	0.49
23:DB:41:G:H8	27:DF:66:LEU:HD11	1.76	0.49
28:DG:113:VAL:HG11	28:DG:151:TYR:CE2	2.47	0.49
31:DJ:41:LYS:NZ	31:DJ:52:ASP:OD2	2.38	0.49
32:DK:120:PRO:HG2	37:DP:66:ASN:ND2	2.27	0.49
33:DL:58:TYR:CE1	33:DL:59:ARG:HG2	2.48	0.49
40:DS:15:GLN:O	40:DS:19:LEU:HD13	2.12	0.49
45:DX:66:THR:O	45:DX:70:GLU:HG3	2.12	0.49

*Continued on next page...*

*Continued from previous page...*

Atom-1	Atom-2	Interatomic distance (Å)	Clash overlap (Å)
1:AA:370:C:O2'	1:AA:371:A:H5'	2.13	0.49
1:AA:452:A:N6	1:AA:480:U:C2	2.78	0.49
1:AA:582:C:C2	1:AA:583:A:C8	3.00	0.49
1:AA:855:U:OP2	1:AA:871:U:N3	2.42	0.49
1:AA:1004:A:H2'	1:AA:1005:A:O4'	2.12	0.49
1:AA:1343:G:H4'	9:AI:124:ARG:O	2.11	0.49
1:AA:1391:U:H2'	1:AA:1392:G:C8	2.47	0.49
1:AA:1401:G:N2	1:AA:1402:C:H1'	2.27	0.49
5:AE:81:LEU:HD22	5:AE:81:LEU:N	2.28	0.49
10:AJ:52:LEU:CB	14:AN:81:ARG:HE	2.25	0.49
11:AK:51:GLY:O	11:AK:52:PHE:CD2	2.65	0.49
11:AK:122:ARG:NH1	21:AU:36:GLU:HG3	2.26	0.49
22:BA:20:C:H2'	22:BA:21:A:C8	2.46	0.49
22:BA:2466:C:C2'	22:BA:2467:C:H5'	2.42	0.49
22:BA:2517:C:C5	22:BA:2542:A:C5	3.01	0.49
22:BA:2559:C:O2'	22:BA:2560:A:H5'	2.11	0.49
22:BA:2805:C:C4	22:BA:2806:C:C4	3.01	0.49
25:BD:139:SER:HA	25:BD:142:VAL:CG1	2.43	0.49
32:BK:4:GLU:O	32:BK:5:GLN:HG2	2.12	0.49
37:BP:91:ALA:HB2	37:BP:113:ARG:HA	1.94	0.49
1:CA:406:G:C2	1:CA:407:U:C6	3.01	0.49
1:CA:748:G:H2'	1:CA:749:A:H8	1.76	0.49
1:CA:805:C:N3	1:CA:806:C:C5	2.80	0.49
1:CA:939:G:P	7:CG:95:ARG:HH22	2.36	0.49
1:CA:1521:C:C4	1:CA:1522:U:C4	3.00	0.49
4:CD:58:LYS:HG3	4:CD:59:GLN:N	2.27	0.49
8:CH:30:SER:OG	8:CH:33:LYS:HG3	2.13	0.49
13:CM:39:ILE:HG13	13:CM:56:LEU:HD21	1.93	0.49
22:DA:36:G:C2	22:DA:445:C:N3	2.80	0.49
22:DA:413:C:N4	57:DA:3559:HOH:O	2.45	0.49
22:DA:508:A:H3'	22:DA:509:C:H5'	1.94	0.49
22:DA:515:A:C8	22:DA:516:C:C6	3.00	0.49
22:DA:1359:A:C6	22:DA:1360:G:C4	3.00	0.49
22:DA:2348:U:P	51:D3:38:THR:HG21	2.52	0.49
22:DA:2410:G:C6	22:DA:2411:A:C4	3.00	0.49
26:DE:146:VAL:CG2	26:DE:148:ILE:HD11	2.42	0.49
28:DG:24:ILE:HD11	28:DG:43:VAL:HG11	1.94	0.49
34:DM:54:THR:HA	34:DM:57:VAL:HG22	1.94	0.49
1:AA:57:G:H2'	1:AA:58:C:C6	2.47	0.49
1:AA:64:G:C2	1:AA:67:C:N4	2.81	0.49
1:AA:115:G:C6	1:AA:313:A:C2	3.01	0.49

*Continued on next page...*

*Continued from previous page...*

Atom-1	Atom-2	Interatomic distance (Å)	Clash overlap (Å)
1:AA:451:A:N1	1:AA:480:U:H2'	2.27	0.49
1:AA:979:C:H1'	1:AA:1317:C:N4	2.27	0.49
1:AA:1151:A:HO2'	1:AA:1152:A:C5'	2.23	0.49
2:AB:85:LEU:HG	2:AB:86:SER:N	2.26	0.49
3:AC:42:TYR:CE2	3:AC:46:GLU:HG3	2.47	0.49
10:AJ:7:ARG:O	10:AJ:100:ILE:O	2.30	0.49
10:AJ:40:ILE:HB	10:AJ:73:LEU:HB2	1.93	0.49
11:AK:34:ILE:HG13	11:AK:70:CYS:SG	2.53	0.49
22:BA:116:C:N4	22:BA:117:G:C6	2.81	0.49
22:BA:653:U:H2'	22:BA:654:A:OP1	2.12	0.49
22:BA:747:U:N3	22:BA:2613:U:C4	2.80	0.49
22:BA:857:G:H5''	44:BW:69:PHE:CD1	2.48	0.49
22:BA:971:G:H2'	22:BA:972:A:O5'	2.12	0.49
22:BA:1237:A:H4'	22:BA:1238:G:OP1	2.13	0.49
22:BA:1334:G:C6	22:BA:1335:C:C4	3.01	0.49
22:BA:1418:G:H5''	22:BA:1419:A:OP2	2.13	0.49
22:BA:1562:U:C4	22:BA:1563:U:C5	3.00	0.49
22:BA:1811:G:C5	22:BA:1812:U:C5	3.01	0.49
22:BA:1924:C:O2	22:BA:1924:C:H2'	2.12	0.49
27:BF:8:TYR:HA	27:BF:12:VAL:CG2	2.43	0.49
27:BF:40:VAL:O	27:BF:41:GLY:C	2.51	0.49
32:BK:90:ASN:O	32:BK:91:SER:HB3	2.13	0.49
36:BO:30:ARG:HG2	36:BO:31:THR:N	2.27	0.49
44:BW:47:ALA:HB2	44:BW:59:LEU:HD22	1.95	0.49
1:CA:425:G:H2'	1:CA:426:U:O4'	2.12	0.49
1:CA:1149:C:N4	1:CA:1150:A:N6	2.61	0.49
1:CA:1202:U:H2'	1:CA:1203:C:O4'	2.13	0.49
3:CC:145:GLY:O	3:CC:146:ALA:O	2.31	0.49
5:CE:154:ALA:O	5:CE:156:LYS:N	2.45	0.49
22:DA:450:G:N1	22:DA:454:A:OP2	2.35	0.49
22:DA:597:G:C2	22:DA:661:A:C2	3.00	0.49
22:DA:636:G:N1	33:DL:76:GLU:OE2	2.42	0.49
22:DA:1205:A:H5''	22:DA:1206:G:C8	2.48	0.49
22:DA:1422:G:H2'	22:DA:1423:G:O4'	2.12	0.49
22:DA:1801:A:C4	22:DA:2203:U:C5	3.00	0.49
22:DA:1846:G:H3'	22:DA:1847:A:C8	2.47	0.49
22:DA:2352:A:N3	22:DA:2366:A:C2	2.81	0.49
22:DA:2886:A:C2	48:D0:29:SER:HB3	2.48	0.49
25:DD:62:LYS:HB2	25:DD:63:PRO:HD3	1.93	0.49
26:DE:112:LEU:HD11	26:DE:180:LEU:HB3	1.95	0.49
29:DH:112:LYS:CG	29:DH:113:SER:N	2.76	0.49

*Continued on next page...*

*Continued from previous page...*

Atom-1	Atom-2	Interatomic distance (Å)	Clash overlap (Å)
38:DQ:86:ALA:O	38:DQ:87:SER:CB	2.61	0.49
42:DU:7:ARG:HG3	42:DU:8:ASP:H	1.76	0.49
42:DU:11:VAL:HG12	42:DU:72:ILE:HA	1.93	0.49
48:D0:54:VAL:O	48:D0:56:ALA:N	2.46	0.49
1:AA:74:A:C2	1:AA:97:G:C5	3.01	0.49
1:AA:929:G:C6	1:AA:930:C:C4	3.01	0.49
1:AA:961:U:OP2	1:AA:1223:C:H1'	2.13	0.49
1:AA:1220:G:H2'	1:AA:1221:G:H8	1.78	0.49
1:AA:1225:A:H2'	1:AA:1226:C:C5	2.47	0.49
1:AA:1469:C:C5	1:AA:1470:U:C6	3.00	0.49
4:AD:63:ARG:HA	4:AD:63:ARG:HE	1.78	0.49
11:AK:110:ILE:HG22	21:AU:17:ARG:NH2	2.28	0.49
17:AQ:46:VAL:HG21	17:AQ:61:ILE:HG12	1.94	0.49
21:AU:25:LYS:HD2	21:AU:26:ALA:N	2.28	0.49
22:BA:25:U:H2'	22:BA:26:G:H5'	1.95	0.49
22:BA:55:G:C2	22:BA:56:A:C8	3.00	0.49
22:BA:811:U:C2	22:BA:1251:C:C5	3.00	0.49
22:BA:861:A:C2	22:BA:917:A:C4	3.00	0.49
22:BA:1157:G:C2	22:BA:1158:C:C2	3.00	0.49
22:BA:1467:U:C4	22:BA:1546:G:C2	3.00	0.49
22:BA:1738:G:HO2'	22:BA:1739:A:P	2.35	0.49
22:BA:1906:G:H2'	22:BA:1907:G:O5'	2.13	0.49
22:BA:1910:G:O2'	22:BA:1911:U:H5'	2.13	0.49
22:BA:1958:C:C2'	22:BA:1959:G:H5'	2.42	0.49
22:BA:2190:G:H3'	22:BA:2191:A:H8	1.77	0.49
22:BA:2346:A:C5	22:BA:2383:G:C2	3.01	0.49
22:BA:2525:G:C2	22:BA:2539:C:C2	3.00	0.49
22:BA:2627:G:H2'	22:BA:2628:C:C6	2.48	0.49
24:BC:63:ARG:NH1	24:BC:85:PRO:CD	2.76	0.49
25:BD:84:LEU:HD22	25:BD:88:GLU:HB3	1.94	0.49
26:BE:189:THR:HG22	26:BE:191:ASP:H	1.78	0.49
31:BJ:59:ALA:O	31:BJ:62:VAL:HG12	2.13	0.49
34:BM:21:ALA:CB	34:BM:100:LYS:N	2.75	0.49
43:BV:1:MET:SD	43:BV:1:MET:C	2.90	0.49
1:CA:451:A:H4'	1:CA:452:A:O5'	2.12	0.49
1:CA:560:A:OP2	1:CA:566:G:N1	2.45	0.49
1:CA:919:A:C2	1:CA:920:U:C5	3.01	0.49
1:CA:1102:A:C5	1:CA:1103:C:C5	3.01	0.49
1:CA:1296:C:H4'	1:CA:1302:C:C4	2.48	0.49
10:CJ:22:THR:HA	10:CJ:25:ILE:CG2	2.43	0.49
19:CS:69:HIS:ND1	19:CS:73:GLU:OE2	2.42	0.49

*Continued on next page...*

*Continued from previous page...*

Atom-1	Atom-2	Interatomic distance (Å)	Clash overlap (Å)
22:DA:90:U:C4	22:DA:91:A:C5	3.00	0.49
22:DA:109:C:N3	22:DA:110:G:C8	2.81	0.49
22:DA:151:C:H2'	22:DA:152:A:C8	2.48	0.49
22:DA:567:U:C4	22:DA:568:U:C4	3.00	0.49
22:DA:621:A:C5	22:DA:622:G:H1'	2.48	0.49
22:DA:1093:G:C2'	22:DA:1098:A:H61	2.26	0.49
22:DA:1140:C:O4'	22:DA:1143:A:C2	2.66	0.49
22:DA:1436:G:C2	22:DA:1437:C:H1'	2.47	0.49
22:DA:1474:U:C4	22:DA:1475:G:C2	3.01	0.49
22:DA:1871:A:O2'	22:DA:1872:A:N7	2.46	0.49
22:DA:1916:A:H2'	22:DA:1917:U:O4'	2.12	0.49
22:DA:2184:A:H2'	22:DA:2185:U:C6	2.48	0.49
22:DA:2420:C:OP1	51:D3:34:THR:CB	2.57	0.49
22:DA:2532:G:C6	22:DA:2533:U:C4	3.01	0.49
22:DA:2751:G:H3'	22:DA:2752:C:C6	2.48	0.49
32:DK:6:THR:O	32:DK:8:LEU:CD1	2.61	0.49
40:DS:49:LYS:O	40:DS:53:SER:HB2	2.13	0.49
44:DW:21:LEU:HA	44:DW:39:ARG:HB2	1.93	0.49
1:AA:71:A:N1	1:AA:99:C:O2'	2.45	0.49
1:AA:107:G:H2'	1:AA:108:G:H5''	1.94	0.49
1:AA:364:A:C2	1:AA:365:U:O4	2.66	0.49
1:AA:373:A:C8	1:AA:482:A:C8	3.00	0.49
1:AA:466:A:H5'	1:AA:467:U:OP2	2.13	0.49
1:AA:598:U:H4'	8:AH:86:TYR:HD1	1.77	0.49
1:AA:790:A:C6	1:AA:791:G:C6	3.01	0.49
1:AA:992:U:O2	1:AA:1043:G:N7	2.45	0.49
1:AA:1244:G:H2'	1:AA:1245:C:O4'	2.12	0.49
1:AA:1406:U:C5	1:AA:1407:C:C4	3.01	0.49
1:AA:1442:G:C6	1:AA:1443:C:N3	2.80	0.49
3:AC:54:ARG:O	3:AC:69:HIS:HB2	2.12	0.49
3:AC:121:THR:HG22	3:AC:122:SER:N	2.26	0.49
4:AD:53:VAL:HG22	4:AD:54:GLN:N	2.28	0.49
4:AD:174:ASP:O	4:AD:175:ALA:HB2	2.13	0.49
5:AE:15:LEU:HB3	5:AE:37:THR:HG22	1.95	0.49
10:AJ:12:ALA:HB2	10:AJ:96:VAL:HA	1.95	0.49
13:AM:68:ASP:O	13:AM:72:GLU:HB2	2.12	0.49
22:BA:182:A:H2'	22:BA:183:C:C6	2.48	0.49
22:BA:414:C:H2'	22:BA:415:A:C8	2.48	0.49
22:BA:482:A:O2'	22:BA:497:A:N1	2.36	0.49
22:BA:767:U:O2'	22:BA:768:G:H5'	2.13	0.49
22:BA:976:G:N3	22:BA:976:G:H2'	2.28	0.49

*Continued on next page...*

*Continued from previous page...*

Atom-1	Atom-2	Interatomic distance (Å)	Clash overlap (Å)
22:BA:1097:U:H3'	22:BA:1098:A:H4'	1.94	0.49
22:BA:1431:A:H2'	22:BA:1432:G:C8	2.47	0.49
22:BA:1816:C:C5	24:BC:62:TYR:CE1	3.01	0.49
22:BA:1833:C:H2'	22:BA:1834:U:O4'	2.12	0.49
22:BA:2669:G:C2'	22:BA:2670:A:H5'	2.43	0.49
22:BA:2800:A:H4'	22:BA:2801:G:OP2	2.13	0.49
23:BB:42:C:OP1	27:BF:64:LYS:HE2	2.13	0.49
24:BC:148:PRO:CD	24:BC:185:GLU:OE2	2.61	0.49
38:BQ:76:TYR:CZ	38:BQ:80:ILE:HG13	2.48	0.49
41:BT:1:MET:C	41:BT:2:ILE:HD12	2.32	0.49
41:BT:11:LEU:HD13	41:BT:32:LEU:HD13	1.94	0.49
42:BU:89:ASP:CG	42:BU:90:GLY:N	2.65	0.49
45:BX:11:ARG:HB2	45:BX:12:PRO:CD	2.43	0.49
51:B3:22:PHE:O	51:B3:49:MET:HE3	2.11	0.49
53:B5:213:VAL:O	53:B5:214:TYR:CB	2.60	0.49
1:CA:252:U:O4	1:CA:253:A:N6	2.46	0.49
1:CA:509:A:C2	1:CA:510:A:C2	3.00	0.49
1:CA:620:C:H2'	1:CA:621:A:O4'	2.13	0.49
1:CA:1033:G:H3'	1:CA:1034:G:H5''	1.95	0.49
1:CA:1322:C:OP1	19:CS:78:ARG:NH2	2.46	0.49
4:CD:172:GLU:HG2	4:CD:183:LYS:HD3	1.95	0.49
5:CE:100:SER:O	5:CE:101:GLU:C	2.50	0.49
6:CF:25:TYR:N	6:CF:25:TYR:CD2	2.79	0.49
11:CK:51:GLY:O	11:CK:52:PHE:O	2.31	0.49
15:CO:45:GLU:O	15:CO:46:HIS:HB2	2.13	0.49
20:CT:84:ASN:HA	20:CT:87:ALA:HB3	1.95	0.49
22:DA:39:G:C6	22:DA:40:U:C4	3.01	0.49
22:DA:398:C:OP1	45:DX:32:ASN:ND2	2.46	0.49
22:DA:449:A:C5	22:DA:450:G:C8	3.01	0.49
22:DA:873:C:N3	22:DA:905:A:C2	2.81	0.49
22:DA:1529:G:C6	22:DA:1543:G:N2	2.81	0.49
22:DA:1773:A:H2'	22:DA:1774:C:O4'	2.13	0.49
22:DA:1801:A:C5	24:DC:262:ARG:NH2	2.80	0.49
22:DA:1965:C:H3'	22:DA:1966:A:C8	2.48	0.49
22:DA:2051:A:H5'	22:DA:2578:G:O4'	2.12	0.49
22:DA:2164:C:H2'	22:DA:2165:C:C5	2.46	0.49
22:DA:2687:U:H2'	22:DA:2688:G:O4'	2.13	0.49
22:DA:2707:U:O2	35:DN:71:ARG:NH1	2.46	0.49
22:DA:2740:A:N6	22:DA:2764:A:C8	2.80	0.49
30:DI:21:SER:HB3	30:DI:22:PRO:HD3	1.94	0.49
41:DT:32:LEU:HD12	41:DT:32:LEU:O	2.13	0.49

*Continued on next page...*



*Continued from previous page...*

Atom-1	Atom-2	Interatomic distance (Å)	Clash overlap (Å)
1:AA:604:G:C2	1:AA:635:A:C2	3.01	0.49
1:AA:824:G:C2	1:AA:877:G:C2	3.01	0.49
1:AA:944:G:O2'	1:AA:1339:A:N6	2.45	0.49
1:AA:1108:G:H5'	3:AC:176:HIS:CD2	2.48	0.49
1:AA:1211:U:O2'	1:AA:1212:U:P	2.71	0.49
1:AA:1399:C:C2	1:AA:1401:G:C5	3.01	0.49
1:AA:1442:G:C2	1:AA:1443:C:C2	3.01	0.49
2:AB:186:ILE:HA	2:AB:200:ILE:O	2.12	0.49
5:AE:101:GLU:HB3	5:AE:122:ASN:CB	2.43	0.49
6:AF:53:LYS:O	6:AF:54:LEU:HB3	2.13	0.49
9:AI:52:LEU:HB3	9:AI:57:MET:CG	2.43	0.49
12:AL:85:GLY:O	12:AL:96:HIS:CE1	2.65	0.49
14:AN:79:LEU:HB2	14:AN:84:VAL:HG23	1.95	0.49
22:BA:36:G:C5	22:BA:37:C:C5	3.01	0.49
22:BA:55:G:N3	22:BA:56:A:C8	2.81	0.49
22:BA:341:C:C4	22:BA:342:A:N7	2.81	0.49
22:BA:447:A:C4	22:BA:473:G:C8	3.00	0.49
22:BA:500:G:H22	22:BA:502:A:H3'	1.75	0.49
22:BA:1090:A:C2'	22:BA:1091:G:H5'	2.41	0.49
22:BA:1359:A:C8	22:BA:1373:A:N1	2.81	0.49
22:BA:1863:G:N2	22:BA:1880:U:H1'	2.28	0.49
22:BA:2678:C:H2'	22:BA:2679:A:O4'	2.13	0.49
32:BK:2:ILE:HD12	32:BK:6:THR:HG21	1.94	0.49
39:BR:1:MET:HA	39:BR:42:ALA:O	2.12	0.49
42:BU:73:PHE:CZ	42:BU:78:GLY:HA2	2.48	0.49
1:CA:248:C:C4	1:CA:249:U:C5	3.00	0.49
1:CA:295:C:C4	1:CA:296:U:C5	3.01	0.49
1:CA:426:U:O4	57:CA:1752:HOH:O	2.19	0.49
1:CA:743:A:C6	1:CA:744:C:C4	3.01	0.49
1:CA:976:G:N2	1:CA:1363:A:C2	2.81	0.49
1:CA:1350:A:H2'	1:CA:1351:U:O4'	2.13	0.49
3:CC:66:VAL:O	3:CC:66:VAL:HG12	2.12	0.49
4:CD:9:LEU:O	4:CD:10:LYS:C	2.50	0.49
4:CD:58:LYS:HE2	4:CD:69:GLU:OE1	2.13	0.49
6:CF:22:ILE:O	6:CF:22:ILE:HG22	2.13	0.49
6:CF:93:LYS:C	6:CF:94:HIS:CG	2.86	0.49
22:DA:89:A:C6	22:DA:90:U:C4	3.01	0.49
22:DA:404:A:H1'	22:DA:405:U:OP2	2.13	0.49
22:DA:668:A:C2	22:DA:670:A:C6	3.01	0.49
22:DA:1596:A:C6	22:DA:1597:A:C6	3.01	0.49
22:DA:1731:G:H2'	22:DA:1732:C:H3'	1.95	0.49

*Continued on next page...*

*Continued from previous page...*

Atom-1	Atom-2	Interatomic distance (Å)	Clash overlap (Å)
22:DA:1869:G:C3'	22:DA:1870:C:H5'	2.43	0.49
22:DA:2415:G:C6	22:DA:2416:C:N3	2.81	0.49
22:DA:2506:U:O2	22:DA:2506:U:H2'	2.13	0.49
22:DA:2544:G:H5'	22:DA:2645:G:C2	2.48	0.49
22:DA:2552:U:C2	22:DA:2554:U:H5'	2.47	0.49
22:DA:2624:G:H1'	48:D0:19:HIS:HE1	1.77	0.49
24:DC:176:LEU:HD12	24:DC:180:GLU:HB3	1.95	0.49
25:DD:39:ASP:OD1	25:DD:40:LEU:N	2.46	0.49
29:DH:21:VAL:CG2	29:DH:22:LYS:N	2.76	0.49
31:DJ:15:TRP:O	31:DJ:137:PRO:HA	2.13	0.49
33:DL:56:PRO:HD2	33:DL:59:ARG:HB2	1.95	0.49
1:AA:672:U:H2'	1:AA:673:A:H8	1.76	0.49
1:AA:761:G:H2'	1:AA:762:U:C6	2.48	0.49
1:AA:828:U:C4	1:AA:859:G:C4	3.01	0.49
11:AK:52:PHE:CB	11:AK:56:ARG:HB3	2.43	0.49
20:AT:5:LYS:O	20:AT:6:SER:C	2.52	0.49
20:AT:81:ALA:O	20:AT:85:LYS:HG2	2.12	0.49
22:BA:612:G:H4'	22:BA:613:A:C2	2.47	0.49
22:BA:616:A:C2	22:BA:617:G:H1'	2.48	0.49
22:BA:1794:A:H1'	22:BA:1900:A:N3	2.28	0.49
29:BH:121:VAL:H	29:BH:122:LEU:HB2	1.77	0.49
31:BJ:14:ASP:O	31:BJ:52:ASP:HB3	2.12	0.49
35:BN:73:ASN:HA	35:BN:76:VAL:HG12	1.95	0.49
36:BO:4:LYS:O	36:BO:5:SER:C	2.50	0.49
39:BR:51:VAL:O	39:BR:52:PRO:O	2.30	0.49
39:BR:71:LYS:HG3	39:BR:72:VAL:N	2.28	0.49
48:B0:33:THR:O	48:B0:33:THR:CG2	2.61	0.49
49:B1:29:THR:C	49:B1:31:PRO:HD3	2.33	0.49
1:CA:38:G:N1	1:CA:397:A:C2	2.81	0.49
1:CA:582:C:C2	1:CA:760:G:N1	2.81	0.49
1:CA:978:A:O2'	1:CA:1322:C:H5	1.94	0.49
1:CA:1078:U:C4	1:CA:1079:G:C6	3.01	0.49
1:CA:1105:A:C2	1:CA:1106:G:C8	3.01	0.49
1:CA:1423:G:C2	1:CA:1424:U:C2	3.00	0.49
2:CB:164:ILE:HG23	2:CB:169:GLU:OE2	2.13	0.49
4:CD:150:LYS:O	4:CD:151:LYS:HG2	2.13	0.49
7:CG:116:MET:HA	7:CG:119:ARG:HD3	1.94	0.49
11:CK:14:LYS:NZ	11:CK:15:GLN:O	2.45	0.49
11:CK:99:ALA:HA	11:CK:102:ALA:HB3	1.94	0.49
11:CK:123:PRO:HB2	11:CK:124:PRO:HD2	1.95	0.49
15:CO:45:GLU:HG2	15:CO:46:HIS:N	2.27	0.49

*Continued on next page...*

*Continued from previous page...*

Atom-1	Atom-2	Interatomic distance (Å)	Clash overlap (Å)
22:DA:9:G:C6	22:DA:2629:U:C6	3.01	0.49
22:DA:893:C:H2'	22:DA:894:U:O4'	2.13	0.49
22:DA:1300:G:H5''	22:DA:1301:A:H5'	1.95	0.49
22:DA:1394:U:C4	22:DA:1395:A:C5	3.01	0.49
22:DA:1738:G:O2'	22:DA:1739:A:P	2.68	0.49
22:DA:2307:G:H4'	22:DA:2308:G:O5'	2.13	0.49
22:DA:2636:C:H4'	25:DD:81:GLU:CD	2.33	0.49
24:DC:158:ALA:HB1	24:DC:197:ASN:O	2.13	0.49
29:DH:72:ILE:O	29:DH:141:LYS:O	2.30	0.49
32:DK:47:ILE:HB	32:DK:48:PRO:HD2	1.95	0.49
39:DR:68:ARG:HD3	39:DR:92:TRP:CZ2	2.46	0.49
40:DS:9:HIS:O	40:DS:11:ARG:NH1	2.46	0.49
41:DT:39:THR:HG23	41:DT:42:GLU:H	1.78	0.49
46:DY:1:MET:N	46:DY:4:LYS:HD3	2.28	0.49
1:AA:111:G:O6	1:AA:330:C:N3	2.45	0.48
1:AA:541:G:C4	1:AA:542:G:C8	3.00	0.48
1:AA:956:U:C5	1:AA:957:U:C5	3.01	0.48
1:AA:1145:A:O2'	1:AA:1146:A:P	2.70	0.48
4:AD:126:ASN:HA	4:AD:142:VAL:HG23	1.94	0.48
6:AF:97:THR:O	6:AF:98:GLU:HG2	2.12	0.48
7:AG:97:ASN:OD1	7:AG:97:ASN:N	2.45	0.48
8:AH:96:MET:HB2	8:AH:99:LEU:O	2.13	0.48
10:AJ:56:HIS:O	10:AJ:57:VAL:O	2.30	0.48
13:AM:90:ARG:HD2	13:AM:96:PRO:O	2.13	0.48
16:AP:22:ALA:HB2	16:AP:32:PHE:CB	2.43	0.48
22:BA:282:A:H2'	22:BA:283:G:C8	2.47	0.48
22:BA:301:G:H1'	22:BA:302:C:C6	2.48	0.48
22:BA:686:U:H4'	22:BA:687:C:OP2	2.13	0.48
22:BA:1014:A:H2'	22:BA:1015:U:H6	1.78	0.48
22:BA:1915:U:O2'	22:BA:1916:A:H5'	2.13	0.48
22:BA:2190:G:C6	22:BA:2191:A:C6	3.00	0.48
22:BA:2282:G:H5''	22:BA:2283:C:O4'	2.12	0.48
27:BF:28:VAL:HG13	27:BF:28:VAL:O	2.13	0.48
28:BG:109:PHE:CE2	28:BG:152:ARG:CZ	2.95	0.48
29:BH:139:PHE:O	29:BH:140:ALA:HB2	2.13	0.48
39:BR:11:GLN:C	39:BR:12:HIS:ND1	2.66	0.48
39:BR:14:VAL:HG13	39:BR:98:ILE:HG13	1.94	0.48
39:BR:39:LEU:HA	39:BR:49:ILE:HG23	1.95	0.48
53:B5:52:PRO:O	53:B5:53:ARG:CB	2.60	0.48
1:CA:320:A:H5''	1:CA:321:A:OP2	2.13	0.48
1:CA:756:C:C4	1:CA:757:U:C5	3.01	0.48

*Continued on next page...*

*Continued from previous page...*

Atom-1	Atom-2	Interatomic distance (Å)	Clash overlap (Å)
1:CA:872:A:C4	1:CA:874:G:C8	3.01	0.48
1:CA:1130:A:C8	1:CA:1146:A:N1	2.81	0.48
1:CA:1343:G:O2'	9:CI:123:ARG:HD2	2.13	0.48
1:CA:1525:G:OP1	11:CK:122:ARG:NH2	2.39	0.48
2:CB:117:LEU:O	2:CB:121:SER:HB2	2.13	0.48
5:CE:105:ILE:N	5:CE:122:ASN:O	2.46	0.48
11:CK:25:ALA:HB3	11:CK:87:LYS:O	2.13	0.48
22:DA:49:A:C8	22:DA:51:G:C2	3.01	0.48
22:DA:92:U:H2'	22:DA:93:G:O4'	2.12	0.48
22:DA:508:A:C3'	22:DA:509:C:H5'	2.42	0.48
22:DA:579:G:C2	22:DA:1262:A:C4	3.01	0.48
22:DA:758:C:O2'	22:DA:1981:A:N3	2.42	0.48
22:DA:1045:C:C3'	22:DA:1046:A:H5'	2.43	0.48
22:DA:1431:A:C6	22:DA:1432:G:C5	3.01	0.48
22:DA:1838:C:H4'	22:DA:1839:G:C8	2.48	0.48
22:DA:2096:C:H2'	22:DA:2097:A:C8	2.48	0.48
22:DA:2261:C:C5	44:DW:16:SER:HB3	2.48	0.48
22:DA:2502:G:H5'	22:DA:2503:A:C5'	2.42	0.48
22:DA:2575:C:O2'	22:DA:2578:G:N7	2.34	0.48
22:DA:2824:C:N4	22:DA:2825:G:N7	2.60	0.48
33:DL:128:THR:OG1	33:DL:131:ALA:CB	2.60	0.48
35:DN:69:ARG:C	35:DN:70:THR:HG23	2.33	0.48
40:DS:20:VAL:O	40:DS:23:LEU:HB2	2.11	0.48
1:AA:33:A:H2'	1:AA:34:C:C6	2.48	0.48
1:AA:543:U:H2'	1:AA:544:G:O5'	2.13	0.48
1:AA:864:A:N1	1:AA:865:A:C2	2.82	0.48
1:AA:1179:A:N6	1:AA:1180:A:C2	2.81	0.48
1:AA:1306:A:C2	1:AA:1307:U:H1'	2.48	0.48
1:AA:1346:A:N7	7:AG:10:ARG:NH2	2.61	0.48
1:AA:1521:C:C2	1:AA:1522:U:C6	3.00	0.48
2:AB:164:ILE:HG23	2:AB:165:ASP:N	2.28	0.48
3:AC:119:SER:OG	3:AC:120:ILE:N	2.46	0.48
7:AG:76:LYS:HB3	7:AG:89:VAL:HG11	1.95	0.48
10:AJ:57:VAL:HG22	10:AJ:58:ASN:H	1.78	0.48
13:AM:75:MET:SD	27:BF:112:ARG:HB2	2.53	0.48
15:AO:71:LYS:O	15:AO:75:VAL:HG13	2.13	0.48
22:BA:622:G:H2'	22:BA:623:C:C6	2.48	0.48
22:BA:691:C:O5'	22:BA:691:C:H6	1.96	0.48
22:BA:2345:G:C5	22:BA:2381:A:C2	3.01	0.48
24:BC:168:ASP:O	24:BC:169:GLY:O	2.31	0.48
25:BD:172:VAL:HG12	25:BD:175:LEU:HD21	1.95	0.48

*Continued on next page...*

*Continued from previous page...*

Atom-1	Atom-2	Interatomic distance (Å)	Clash overlap (Å)
33:BL:81:ASP:O	33:BL:83:ALA:N	2.41	0.48
35:BN:100:CYS:HB3	48:B0:43:ILE:HG12	1.94	0.48
38:BQ:69:ALA:HB1	38:BQ:74:ILE:O	2.13	0.48
42:BU:99:ASN:OD1	42:BU:99:ASN:C	2.51	0.48
53:B5:65:LEU:HD11	53:B5:191:ARG:CA	2.43	0.48
1:CA:6:G:O2'	1:CA:298:A:H1'	2.14	0.48
1:CA:429:U:H4'	1:CA:430:A:OP1	2.12	0.48
1:CA:586:C:O2'	1:CA:878:A:H4'	2.12	0.48
1:CA:794:A:C5	1:CA:795:C:C4	3.01	0.48
1:CA:815:A:C2	1:CA:1529:G:C4	3.01	0.48
2:CB:211:THR:HA	2:CB:214:LEU:HB2	1.95	0.48
4:CD:9:LEU:HD11	4:CD:29:ASP:OD1	2.13	0.48
8:CH:27:MET:HB2	8:CH:28:PRO:HD2	1.95	0.48
8:CH:34:VAL:O	8:CH:36:ILE:N	2.46	0.48
10:CJ:84:VAL:O	10:CJ:88:MET:HG2	2.13	0.48
22:DA:30:G:C5	22:DA:31:C:C4	3.01	0.48
22:DA:363:G:H2'	22:DA:364:C:C6	2.48	0.48
22:DA:396:G:H1'	45:DX:29:PHE:HB3	1.95	0.48
22:DA:412:A:H2'	22:DA:413:C:H5'	1.96	0.48
22:DA:485:C:C2	22:DA:496:G:N2	2.80	0.48
22:DA:523:C:H2'	22:DA:524:G:H8	1.78	0.48
22:DA:572:A:OP2	39:DR:80:ARG:NH2	2.46	0.48
22:DA:1073:A:H2'	22:DA:1074:G:H5'	1.94	0.48
22:DA:1221:C:C4	22:DA:1222:U:C4	3.01	0.48
22:DA:1248:G:O2'	38:DQ:3:ARG:HA	2.13	0.48
22:DA:1401:G:C5	22:DA:1402:U:C5	3.01	0.48
22:DA:1826:G:C4	22:DA:1827:U:C5	3.01	0.48
22:DA:2077:A:OP1	22:DA:2238:G:N2	2.46	0.48
22:DA:2136:G:H5'	22:DA:2137:U:P	2.53	0.48
22:DA:2314:A:C2	22:DA:2315:G:C4	3.00	0.48
22:DA:2345:G:C5	22:DA:2381:A:N1	2.82	0.48
22:DA:2540:C:H2'	22:DA:2541:A:C8	2.48	0.48
22:DA:2720:U:H5''	37:DP:53:ARG:NH2	2.28	0.48
24:DC:53:HIS:NE2	24:DC:219:THR:HG23	2.28	0.48
25:DD:13:ARG:HD3	25:DD:21:SER:OG	2.13	0.48
25:DD:30:GLU:HG2	25:DD:185:ASN:ND2	2.29	0.48
25:DD:121:THR:HG21	25:DD:143:PRO:HB3	1.95	0.48
25:DD:140:HIS:NE2	57:DD:303:HOH:O	2.33	0.48
28:DG:116:GLN:NE2	28:DG:117:LEU:O	2.46	0.48
32:DK:91:SER:O	32:DK:92:GLU:O	2.31	0.48
38:DQ:9:ILE:HG13	38:DQ:10:ALA:N	2.26	0.48

*Continued on next page...*

*Continued from previous page...*

Atom-1	Atom-2	Interatomic distance (Å)	Clash overlap (Å)
41:DT:17:SER:O	41:DT:18:GLU:C	2.51	0.48
47:DZ:24:LEU:HD22	47:DZ:29:LEU:HD12	1.95	0.48
51:D3:6:THR:O	51:D3:8:ARG:HG2	2.13	0.48
1:AA:57:G:H2'	1:AA:58:C:O4'	2.13	0.48
1:AA:202:G:O2'	1:AA:468:A:C8	2.63	0.48
1:AA:723:U:H5'	1:AA:724:G:P	2.53	0.48
1:AA:862:C:O2'	1:AA:863:U:H5'	2.12	0.48
1:AA:928:G:C2	1:AA:1390:U:O2	2.65	0.48
1:AA:955:U:O4'	1:AA:1227:A:N6	2.47	0.48
1:AA:1052:U:C2	1:AA:1207:G:N2	2.81	0.48
1:AA:1074:G:C2	1:AA:1102:A:C2	3.00	0.48
1:AA:1379:G:C6	1:AA:1380:U:O4	2.66	0.48
2:AB:119:THR:O	2:AB:120:GLN:HB2	2.14	0.48
7:AG:92:ARG:O	7:AG:96:ARG:HB2	2.14	0.48
7:AG:146:GLU:CG	7:AG:149:LYS:HE2	2.42	0.48
11:AK:35:THR:OG1	11:AK:40:ASN:N	2.46	0.48
13:AM:114:LYS:CB	13:AM:115:PRO:HD3	2.43	0.48
22:BA:14:A:N6	22:BA:15:G:C2	2.81	0.48
22:BA:142:A:C5	22:BA:143:C:C4	3.01	0.48
22:BA:199:A:C8	22:BA:2433:A:N6	2.82	0.48
22:BA:372:G:O2'	22:BA:400:G:O6	2.29	0.48
22:BA:550:C:O2	22:BA:550:C:H2'	2.12	0.48
22:BA:630:G:H5''	22:BA:631:A:OP2	2.13	0.48
22:BA:963:U:H2'	22:BA:964:C:C6	2.49	0.48
22:BA:1012:U:O4	31:BJ:30:THR:HG21	2.13	0.48
22:BA:1094:U:N3	22:BA:1097:U:OP2	2.42	0.48
22:BA:1216:G:C5	22:BA:1217:U:C5	3.01	0.48
22:BA:1247:A:C2	22:BA:1249:U:C6	3.00	0.48
22:BA:1286:A:C6	22:BA:1329:U:C2	3.01	0.48
22:BA:1483:G:C6	22:BA:1484:U:C4	3.01	0.48
22:BA:1494:A:O2'	22:BA:1495:A:O5'	2.31	0.48
22:BA:1495:A:O2'	22:BA:1496:A:H5'	2.13	0.48
22:BA:1925:C:C4'	22:BA:1926:U:C4	2.94	0.48
22:BA:2810:A:H2'	22:BA:2811:G:O4'	2.13	0.48
25:BD:99:GLU:HG2	25:BD:182:ALA:HB2	1.95	0.48
26:BE:41:GLN:HB3	26:BE:43:THR:HG23	1.95	0.48
28:BG:87:LEU:N	28:BG:87:LEU:HD12	2.27	0.48
40:BS:59:GLU:OE2	40:BS:66:ILE:HD11	2.13	0.48
52:B4:36:ARG:CG	52:B4:37:GLN:N	2.76	0.48
1:CA:435:A:C4	1:CA:436:C:C6	3.01	0.48
2:CB:206:ALA:C	2:CB:208:ARG:N	2.66	0.48

*Continued on next page...*

*Continued from previous page...*

Atom-1	Atom-2	Interatomic distance (Å)	Clash overlap (Å)
10:CJ:34:ALA:O	10:CJ:78:GLU:HB3	2.13	0.48
13:CM:10:PRO:O	13:CM:11:ASP:CB	2.61	0.48
13:CM:11:ASP:OD1	13:CM:12:HIS:N	2.46	0.48
17:CQ:16:LYS:O	17:CQ:17:MET:SD	2.72	0.48
22:DA:97:C:O2'	22:DA:103:A:O2'	2.26	0.48
22:DA:150:U:H2'	22:DA:151:C:C6	2.48	0.48
22:DA:173:A:H2'	22:DA:174:U:C6	2.48	0.48
22:DA:310:A:H5''	42:DU:15:THR:CG2	2.43	0.48
22:DA:374:A:N6	22:DA:400:G:O2'	2.47	0.48
22:DA:994:C:H1'	39:DR:10:LYS:HE3	1.95	0.48
22:DA:1799:G:N1	22:DA:1819:A:OP2	2.37	0.48
22:DA:1806:C:O3'	24:DC:48:ARG:NH1	2.47	0.48
22:DA:1993:U:H4'	25:DD:133:THR:HG21	1.94	0.48
22:DA:2060:A:O4'	22:DA:2502:G:H1'	2.13	0.48
22:DA:2093:G:N7	22:DA:2225:A:H2'	2.28	0.48
22:DA:2511:U:C5	22:DA:2512:C:C5	3.01	0.48
22:DA:2550:G:N7	22:DA:2551:C:C5	2.81	0.48
22:DA:2715:C:C4	22:DA:2716:C:C5	3.01	0.48
23:DB:39:A:H2'	23:DB:40:U:C6	2.48	0.48
24:DC:145:GLU:HG2	24:DC:152:GLY:N	2.28	0.48
42:DU:34:VAL:O	42:DU:64:ALA:HA	2.12	0.48
46:DY:41:HIS:O	46:DY:45:GLN:HG2	2.13	0.48
1:AA:45:G:C2'	1:AA:46:G:H5'	2.43	0.48
1:AA:109:A:H2'	1:AA:326:G:H21	1.78	0.48
1:AA:684:U:H2'	1:AA:685:G:O4'	2.14	0.48
1:AA:824:G:H1'	8:AH:2:SER:HA	1.95	0.48
1:AA:828:U:H2'	1:AA:829:G:O5'	2.13	0.48
1:AA:1026:G:C6	1:AA:1027:C:N3	2.82	0.48
1:AA:1095:U:H2'	1:AA:1096:C:O4'	2.13	0.48
1:AA:1306:A:C5	1:AA:1307:U:C5	3.01	0.48
1:AA:1429:A:C4	1:AA:1430:A:C8	3.01	0.48
2:AB:72:THR:O	2:AB:73:LYS:HB3	2.13	0.48
2:AB:103:ASN:OD1	2:AB:106:THR:HB	2.12	0.48
3:AC:97:VAL:HB	3:AC:98:PRO:CD	2.44	0.48
5:AE:32:SER:C	5:AE:33:PHE:CD2	2.87	0.48
15:AO:41:GLY:HA2	15:AO:44:ALA:HB2	1.96	0.48
22:BA:86:G:C2	22:BA:87:U:C5	3.02	0.48
22:BA:1269:A:C8	57:BA:3384:HOH:O	2.65	0.48
22:BA:1501:G:H5''	24:BC:95:LEU:HD21	1.95	0.48
22:BA:2153:C:H2'	22:BA:2154:A:O4'	2.13	0.48
22:BA:2516:A:O2'	22:BA:2517:C:H5'	2.14	0.48

*Continued on next page...*

*Continued from previous page...*

Atom-1	Atom-2	Interatomic distance (Å)	Clash overlap (Å)
22:BA:2897:U:H2'	22:BA:2898:U:C6	2.49	0.48
25:BD:85:ALA:O	25:BD:86:GLU:C	2.51	0.48
34:BM:41:LEU:CD2	34:BM:125:PRO:HD2	2.43	0.48
37:BP:26:VAL:HG12	37:BP:47:VAL:HG23	1.94	0.48
38:BQ:21:ALA:O	38:BQ:24:TYR:CD1	2.66	0.48
42:BU:44:LYS:O	42:BU:58:ILE:HA	2.14	0.48
46:BY:9:LYS:O	46:BY:12:GLU:N	2.47	0.48
1:CA:110:C:O2	1:CA:110:C:H2'	2.13	0.48
1:CA:155:A:H2'	1:CA:156:C:O4'	2.13	0.48
1:CA:376:G:H5''	16:CP:5:ARG:HB2	1.96	0.48
1:CA:577:G:C1'	1:CA:816:A:H2'	2.42	0.48
1:CA:977:A:O2'	1:CA:981:U:O4	2.31	0.48
2:CB:54:LEU:HD11	2:CB:217:VAL:HG22	1.94	0.48
3:CC:154:SER:HB3	3:CC:165:THR:HG22	1.94	0.48
8:CH:7:ILE:HB	8:CH:77:ARG:NH1	2.27	0.48
12:CL:21:VAL:HB	12:CL:95:TYR:HE1	1.78	0.48
12:CL:28:PRO:HB2	12:CL:29:GLN:OE1	2.12	0.48
17:CQ:23:VAL:O	17:CQ:43:LYS:HA	2.13	0.48
22:DA:350:G:C2	22:DA:351:C:C2	3.01	0.48
22:DA:404:A:C1'	22:DA:405:U:OP2	2.61	0.48
22:DA:464:U:H5'	50:D2:5:PHE:CE2	2.49	0.48
22:DA:600:G:C6	22:DA:601:C:C4	3.02	0.48
22:DA:745:G:O2'	22:DA:748:G:O2'	2.29	0.48
22:DA:1032:A:H4'	52:D4:16:ILE:HD12	1.95	0.48
22:DA:1097:U:C2'	30:DI:9:VAL:HG11	2.43	0.48
22:DA:1415:U:H2'	22:DA:1416:G:H4'	1.96	0.48
22:DA:2064:C:O3'	22:DA:2251:G:N2	2.45	0.48
22:DA:2334:U:H5'	36:DO:12:THR:HB	1.94	0.48
22:DA:2420:C:N4	51:D3:30:ARG:O	2.38	0.48
22:DA:2585:U:O2'	22:DA:2586:U:H5'	2.13	0.48
30:DI:58:VAL:HG12	30:DI:59:ILE:N	2.28	0.48
35:DN:55:ALA:HA	35:DN:80:PHE:CE1	2.48	0.48
40:DS:31:GLN:O	40:DS:34:ASP:HB2	2.14	0.48
50:D2:34:ARG:HB2	50:D2:42:LEU:HD13	1.96	0.48
1:AA:74:A:C2	1:AA:97:G:C4	3.01	0.48
1:AA:299:G:H2'	1:AA:300:A:C8	2.48	0.48
1:AA:448:A:C4	1:AA:487:A:C2	3.01	0.48
1:AA:751:U:H4'	15:AO:24:SER:HA	1.95	0.48
1:AA:1034:G:H2'	1:AA:1035:A:O4'	2.13	0.48
1:AA:1293:C:C5	1:AA:1294:G:N7	2.81	0.48
1:AA:1316:G:N2	1:AA:1318:A:H3'	2.29	0.48

*Continued on next page...*



*Continued from previous page...*

Atom-1	Atom-2	Interatomic distance (Å)	Clash overlap (Å)
1:AA:1353:G:C2	1:AA:1354:U:C6	3.01	0.48
2:AB:67:ILE:O	2:AB:68:LEU:CB	2.61	0.48
6:AF:46:GLN:HB2	6:AF:56:LYS:HE3	1.96	0.48
9:AI:63:LEU:N	9:AI:63:LEU:CD2	2.76	0.48
22:BA:877:A:C2	22:BA:899:A:C2	3.02	0.48
22:BA:1272:A:N7	22:BA:1618:A:C1'	2.75	0.48
22:BA:1286:A:N6	22:BA:1329:U:C2	2.81	0.48
22:BA:1477:A:N6	22:BA:1514:G:O2'	2.47	0.48
22:BA:2539:C:C2'	22:BA:2540:C:H5'	2.44	0.48
22:BA:2555:U:C5	22:BA:2556:C:N1	2.82	0.48
22:BA:2682:A:O3'	37:BP:56:HIS:CD2	2.66	0.48
22:BA:2730:C:O2'	25:BD:173:GLN:O	2.29	0.48
22:BA:2772:C:H2'	22:BA:2773:C:C6	2.48	0.48
25:BD:39:ASP:OD2	25:BD:41:ALA:N	2.47	0.48
28:BG:174:ALA:O	28:BG:175:LYS:HB3	2.14	0.48
34:BM:69:PRO:O	34:BM:70:ASP:CB	2.61	0.48
35:BN:106:ASP:O	35:BN:107:ASN:CB	2.61	0.48
37:BP:52:ASN:O	37:BP:53:ARG:HG2	2.14	0.48
38:BQ:41:LYS:HG3	38:BQ:45:TYR:CE1	2.48	0.48
39:BR:68:ARG:HD3	39:BR:92:TRP:CZ2	2.48	0.48
40:BS:2:GLU:HA	40:BS:108:SER:HB2	1.95	0.48
1:CA:108:G:C6	20:CT:10:ARG:HG2	2.48	0.48
1:CA:1394:A:C6	1:CA:1501:C:H4'	2.49	0.48
1:CA:1463:U:H2'	1:CA:1464:U:C6	2.49	0.48
3:CC:32:ASN:OD1	3:CC:59:ARG:NH1	2.46	0.48
11:CK:18:ASP:HB3	11:CK:81:ASN:OD1	2.14	0.48
11:CK:25:ALA:HA	11:CK:30:THR:HG22	1.95	0.48
22:DA:189:G:C5	22:DA:205:G:C2	3.02	0.48
22:DA:341:C:H2'	22:DA:342:A:C8	2.48	0.48
22:DA:547:A:H3'	22:DA:548:G:C5'	2.42	0.48
22:DA:1203:U:C4	22:DA:1204:A:C5	3.00	0.48
22:DA:1476:U:C5	22:DA:1514:G:C2	3.02	0.48
22:DA:1881:C:H2'	22:DA:1882:U:O4'	2.13	0.48
22:DA:2038:G:H2'	22:DA:2039:U:O4'	2.12	0.48
22:DA:2856:A:C6	22:DA:2857:G:C5	3.02	0.48
35:DN:36:THR:CG2	35:DN:41:ALA:HB2	2.43	0.48
37:DP:39:ARG:HA	37:DP:39:ARG:HE	1.78	0.48
41:DT:2:ILE:HG23	41:DT:3:ARG:C	2.33	0.48
42:DU:96:PHE:CE1	42:DU:103:ILE:CG1	2.96	0.48
1:AA:232:G:H2'	1:AA:233:C:O4'	2.14	0.48
1:AA:428:G:O4'	1:AA:430:A:C8	2.67	0.48

*Continued on next page...*

*Continued from previous page...*

Atom-1	Atom-2	Interatomic distance (Å)	Clash overlap (Å)
1:AA:581:G:C5	1:AA:758:C:C5	3.02	0.48
1:AA:698:G:N2	1:AA:699:C:C2	2.82	0.48
1:AA:791:G:C5	1:AA:792:A:N7	2.81	0.48
1:AA:1040:U:H2'	1:AA:1041:G:C8	2.49	0.48
1:AA:1048:G:O6	1:AA:1210:C:N4	2.47	0.48
1:AA:1067:A:N3	1:AA:1068:G:H1'	2.28	0.48
1:AA:1141:C:O2'	1:AA:1142:G:P	2.71	0.48
1:AA:1323:G:H2'	1:AA:1324:A:C8	2.48	0.48
1:AA:1439:G:H2'	1:AA:1440:U:O4'	2.14	0.48
2:AB:169:GLU:O	2:AB:170:HIS:C	2.52	0.48
8:AH:41:LYS:HD2	8:AH:48:ASP:HA	1.95	0.48
12:AL:73:ASN:O	12:AL:74:LEU:CD2	2.61	0.48
12:AL:94:ARG:HB2	12:AL:95:TYR:CE2	2.49	0.48
13:AM:4:ILE:HD11	13:AM:10:PRO:CG	2.43	0.48
13:AM:52:GLN:O	13:AM:55:THR:HG23	2.13	0.48
22:BA:189:G:P	45:BX:26:LYS:HD2	2.53	0.48
22:BA:468:G:C6	22:BA:469:G:C4	3.02	0.48
22:BA:933:A:H5'	22:BA:934:U:OP2	2.14	0.48
22:BA:1136:G:HO2'	22:BA:2038:G:HO2'	1.56	0.48
22:BA:1492:G:C2	22:BA:1496:A:N6	2.81	0.48
22:BA:1502:A:C2	22:BA:1503:A:C4	3.01	0.48
22:BA:2190:G:C6	22:BA:2191:A:C5	3.02	0.48
22:BA:2496:C:O2'	22:BA:2497:A:H5'	2.14	0.48
22:BA:2636:C:H4'	25:BD:81:GLU:OE2	2.13	0.48
22:BA:2683:C:OP1	37:BP:51:ARG:NH2	2.47	0.48
22:BA:2754:U:O2'	52:B4:17:VAL:HG11	2.14	0.48
25:BD:112:THR:O	25:BD:195:GLY:HA2	2.13	0.48
26:BE:128:ALA:HB1	26:BE:129:PRO:HD2	1.95	0.48
30:BI:6:GLN:O	30:BI:7:ALA:HB3	2.14	0.48
31:BJ:64:VAL:HG22	31:BJ:65:THR:N	2.28	0.48
31:BJ:93:ILE:CD1	31:BJ:100:VAL:HG21	2.43	0.48
33:BL:112:LEU:HD22	33:BL:130:GLY:HA3	1.96	0.48
34:BM:105:MET:HG2	34:BM:106:ASP:N	2.29	0.48
36:BO:24:THR:HG22	36:BO:42:PRO:CD	2.43	0.48
42:BU:99:ASN:O	42:BU:101:GLU:N	2.47	0.48
1:CA:32:A:C2	1:CA:33:A:C4	3.01	0.48
1:CA:207:C:O2	1:CA:207:C:H2'	2.12	0.48
1:CA:346:G:H3'	1:CA:346:G:N3	2.27	0.48
1:CA:374:A:H5''	1:CA:452:A:N1	2.28	0.48
1:CA:485:U:O2	1:CA:485:U:O4'	2.30	0.48
1:CA:518:C:H2'	1:CA:530:G:C8	2.49	0.48

*Continued on next page...*

*Continued from previous page...*

Atom-1	Atom-2	Interatomic distance (Å)	Clash overlap (Å)
1:CA:1096:C:H2'	1:CA:1097:C:H6	1.76	0.48
1:CA:1205:U:H5'	3:CC:190:HIS:NE2	2.28	0.48
1:CA:1231:G:H4'	9:CI:128:SER:HB2	1.94	0.48
1:CA:1241:G:C2	1:CA:1242:G:N7	2.81	0.48
1:CA:1383:C:N4	1:CA:1384:C:N4	2.61	0.48
1:CA:1486:G:H2'	1:CA:1487:G:O4'	2.13	0.48
2:CB:21:ARG:HA	2:CB:21:ARG:NH1	2.29	0.48
2:CB:185:ALA:O	2:CB:200:ILE:HB	2.14	0.48
4:CD:4:TYR:CD1	4:CD:4:TYR:C	2.86	0.48
6:CF:66:ALA:HB3	6:CF:71:ILE:HD13	1.96	0.48
22:DA:205:G:O2'	22:DA:206:U:P	2.71	0.48
22:DA:451:U:O5'	26:DE:47:LYS:HE2	2.13	0.48
22:DA:453:A:OP1	57:DA:3243:HOH:O	2.20	0.48
22:DA:569:U:H5''	22:DA:821:A:C2	2.48	0.48
22:DA:845:A:H3'	22:DA:845:A:N3	2.28	0.48
22:DA:1286:A:H4'	22:DA:1287:A:OP1	2.12	0.48
22:DA:1335:C:H2'	22:DA:1336:A:C8	2.48	0.48
22:DA:2289:G:C6	22:DA:2290:G:N7	2.82	0.48
22:DA:2516:A:C6	22:DA:2517:C:N4	2.82	0.48
24:DC:171:TYR:CD2	24:DC:185:GLU:HA	2.49	0.48
29:DH:127:GLU:HG3	29:DH:144:VAL:O	2.13	0.48
30:DI:89:GLY:CA	30:DI:136:MET:HE3	2.44	0.48
33:DL:91:ASP:CB	33:DL:94:THR:HB	2.43	0.48
42:DU:9:ASP:OD2	42:DU:10:GLU:N	2.47	0.48
1:AA:108:G:O6	20:AT:10:ARG:HG3	2.14	0.48
1:AA:209:U:C4'	1:AA:210:C:OP2	2.62	0.48
1:AA:338:A:N1	1:AA:351:G:O6	2.47	0.48
1:AA:616:G:N2	1:AA:617:G:C4	2.82	0.48
1:AA:671:G:C2	1:AA:736:C:C2	3.02	0.48
1:AA:900:A:N6	1:AA:901:A:N1	2.61	0.48
1:AA:1348:U:H4'	9:AI:122:ARG:HG3	1.94	0.48
6:AF:24:ARG:HH11	6:AF:24:ARG:HG2	1.78	0.48
9:AI:26:GLY:N	9:AI:59:GLU:HA	2.29	0.48
11:AK:76:GLU:O	22:BA:2141:G:OP1	2.31	0.48
14:AN:83:LYS:HD2	14:AN:86:GLU:OE1	2.13	0.48
18:AR:48:ARG:N	18:AR:48:ARG:HD2	2.29	0.48
19:AS:5:LEU:CD2	19:AS:9:PRO:HA	2.43	0.48
22:BA:295:G:C6	22:BA:344:A:C6	3.02	0.48
22:BA:495:G:C1'	40:BS:57:ASN:HD21	2.26	0.48
22:BA:597:G:H2'	22:BA:598:U:H6	1.79	0.48
22:BA:1016:G:C5	22:BA:1017:G:N7	2.82	0.48

*Continued on next page...*

*Continued from previous page...*

Atom-1	Atom-2	Interatomic distance (Å)	Clash overlap (Å)
22:BA:1686:C:H2'	22:BA:1687:G:O4'	2.14	0.48
22:BA:2076:U:O2	22:BA:2076:U:O4'	2.31	0.48
22:BA:2779:U:C6	22:BA:2781:A:C2	3.02	0.48
22:BA:2812:G:C2	22:BA:2813:A:H1'	2.49	0.48
25:BD:104:VAL:HG23	25:BD:105:LYS:N	2.29	0.48
28:BG:35:ARG:HD3	28:BG:71:LEU:HD13	1.95	0.48
28:BG:40:ALA:HB2	28:BG:58:TYR:CG	2.49	0.48
30:BI:18:ALA:O	30:BI:19:ASN:CB	2.61	0.48
34:BM:118:LYS:O	34:BM:121:ALA:N	2.47	0.48
35:BN:79:LEU:O	35:BN:80:PHE:HB2	2.13	0.48
42:BU:18:ASP:O	42:BU:19:LYS:C	2.50	0.48
1:CA:545:C:O2'	1:CA:549:C:H5''	2.14	0.48
1:CA:583:A:C2	1:CA:759:A:C5	3.01	0.48
1:CA:656:G:N2	1:CA:751:U:C2	2.82	0.48
1:CA:716:A:N3	11:CK:119:ASN:O	2.47	0.48
1:CA:862:C:C4	1:CA:863:U:H5	2.31	0.48
1:CA:888:G:N2	1:CA:908:A:N7	2.61	0.48
2:CB:72:THR:HG22	2:CB:73:LYS:N	2.29	0.48
4:CD:148:LYS:CD	4:CD:148:LYS:H	2.26	0.48
10:CJ:7:ARG:HD3	10:CJ:75:ASP:OD1	2.13	0.48
12:CL:59:ASN:N	12:CL:59:ASN:HD22	2.12	0.48
18:CR:25:ASP:C	18:CR:27:ALA:N	2.61	0.48
19:CS:6:LYS:HB2	19:CS:7:LYS:HG2	1.94	0.48
22:DA:651:G:P	51:D3:19:LYS:HG3	2.53	0.48
22:DA:1243:C:H2'	22:DA:1244:A:O4'	2.14	0.48
22:DA:1259:G:H2'	22:DA:1260:A:H8	1.77	0.48
22:DA:1361:G:C5	22:DA:1371:G:N2	2.81	0.48
22:DA:2211:A:H1'	22:DA:2212:A:OP1	2.14	0.48
22:DA:2354:C:O2'	44:DW:36:ILE:N	2.44	0.48
22:DA:2392:A:OP2	51:D3:31:HIS:HE1	1.96	0.48
22:DA:2507:C:N4	22:DA:2508:G:C6	2.82	0.48
22:DA:2539:C:N4	22:DA:2540:C:N4	2.62	0.48
26:DE:52:VAL:HB	26:DE:74:LYS:HD3	1.96	0.48
34:DM:2:LEU:O	34:DM:3:GLN:CB	2.61	0.48
39:DR:49:ILE:O	39:DR:50:GLY:O	2.32	0.48
40:DS:47:VAL:HB	40:DS:103:ILE:HD13	1.96	0.48
47:DZ:47:MET:O	47:DZ:51:VAL:HG22	2.14	0.48
50:D2:10:LEU:O	50:D2:14:ARG:HG3	2.12	0.48
51:D3:32:ILE:HG22	51:D3:32:ILE:O	2.14	0.48
1:AA:946:A:C2	1:AA:1236:A:C2	3.02	0.48
1:AA:990:C:N4	1:AA:991:U:O4	2.47	0.48

*Continued on next page...*

*Continued from previous page...*

Atom-1	Atom-2	Interatomic distance (Å)	Clash overlap (Å)
1:AA:1210:C:O4'	1:AA:1214:C:C5	2.66	0.48
1:AA:1350:A:C5	1:AA:1351:U:C4	3.01	0.48
1:AA:1352:C:H2'	1:AA:1353:G:C8	2.48	0.48
2:AB:96:TRP:CZ3	2:AB:175:GLU:OE2	2.67	0.48
3:AC:40:ARG:HD3	3:AC:55:ILE:HG13	1.95	0.48
4:AD:30:THR:HG22	4:AD:31:LYS:H	1.78	0.48
9:AI:7:TYR:CG	9:AI:8:GLY:N	2.81	0.48
11:AK:67:ALA:HB1	11:AK:100:LEU:HD22	1.95	0.48
12:AL:86:ARG:HA	12:AL:94:ARG:HA	1.96	0.48
21:AU:40:LYS:HA	21:AU:43:THR:HG23	1.95	0.48
22:BA:322:A:OP1	26:BE:162:ARG:NE	2.46	0.48
22:BA:878:A:H5'	22:BA:879:G:OP2	2.14	0.48
22:BA:910:A:C4	34:BM:13:HIS:CE1	3.02	0.48
22:BA:974:G:H8	22:BA:990:A:H62	1.62	0.48
22:BA:998:C:OP1	38:BQ:92:ARG:NH2	2.47	0.48
22:BA:1004:U:C2'	22:BA:1005:C:OP2	2.61	0.48
22:BA:1584:U:O2	22:BA:1584:U:C2'	2.62	0.48
22:BA:1808:A:H5'	22:BA:1809:A:C8	2.49	0.48
22:BA:2405:G:HO2'	22:BA:2406:A:P	2.37	0.48
22:BA:2600:A:C6	22:BA:2601:C:N4	2.82	0.48
26:BE:58:LYS:NZ	26:BE:60:TRP:O	2.44	0.48
26:BE:134:LEU:HD23	26:BE:160:ALA:O	2.14	0.48
29:BH:103:VAL:HG21	29:BH:132:PHE:CZ	2.49	0.48
32:BK:91:SER:O	32:BK:92:GLU:C	2.52	0.48
37:BP:34:GLU:N	37:BP:37:LYS:O	2.46	0.48
1:CA:158:G:C6	1:CA:164:G:C6	3.02	0.48
1:CA:268:U:N3	1:CA:269:C:C4	2.82	0.48
1:CA:562:U:H1'	12:CL:12:ARG:HG3	1.95	0.48
1:CA:769:G:O2'	1:CA:770:C:H5'	2.14	0.48
1:CA:1055:A:C5	1:CA:1206:G:C6	3.02	0.48
1:CA:1179:A:C2'	1:CA:1180:A:H5'	2.44	0.48
1:CA:1328:C:H5''	13:CM:28:THR:CG2	2.44	0.48
2:CB:21:ARG:HA	2:CB:21:ARG:NE	2.23	0.48
2:CB:28:LYS:N	2:CB:29:PRO:CD	2.77	0.48
3:CC:111:LEU:N	3:CC:111:LEU:CD2	2.77	0.48
4:CD:36:GLN:O	4:CD:37:ALA:HB2	2.14	0.48
15:CO:57:LEU:O	15:CO:58:ARG:C	2.52	0.48
16:CP:60:TRP:O	16:CP:61:VAL:C	2.52	0.48
17:CQ:47:HIS:HB2	17:CQ:67:LEU:CD1	2.42	0.48
18:CR:32:TYR:CG	18:CR:55:LEU:HD21	2.48	0.48
20:CT:44:LYS:HD3	20:CT:87:ALA:HA	1.96	0.48

*Continued on next page...*

*Continued from previous page...*

Atom-1	Atom-2	Interatomic distance (Å)	Clash overlap (Å)
22:DA:593:U:N3	22:DA:594:U:C4	2.82	0.48
22:DA:1779:U:C5	22:DA:1784:A:N7	2.82	0.48
22:DA:1870:C:C3'	22:DA:1871:A:H5'	2.43	0.48
22:DA:2591:C:N3	22:DA:2592:G:N7	2.61	0.48
22:DA:2634:A:H2'	22:DA:2635:A:O4'	2.13	0.48
22:DA:2819:G:H2'	22:DA:2821:A:N7	2.29	0.48
24:DC:31:ALA:HB3	24:DC:32:PRO:HD3	1.95	0.48
33:DL:100:ILE:HG12	33:DL:101:ILE:HG23	1.96	0.48
42:DU:38:GLY:HA2	42:DU:41:LEU:HD21	1.94	0.48
1:AA:8:A:H1'	5:AE:108:GLY:HA2	1.95	0.48
1:AA:390:U:H2'	1:AA:391:G:C8	2.48	0.48
1:AA:524:G:C6	1:AA:525:C:N4	2.81	0.48
2:AB:54:LEU:HA	2:AB:57:LEU:HB3	1.96	0.48
2:AB:96:TRP:HZ3	2:AB:175:GLU:OE2	1.97	0.48
3:AC:56:VAL:HB	3:AC:67:THR:HB	1.96	0.48
7:AG:146:GLU:HG3	7:AG:149:LYS:HE2	1.95	0.48
9:AI:44:ALA:H	9:AI:46:MET:HE1	1.79	0.48
13:AM:11:ASP:O	13:AM:12:HIS:HB2	2.14	0.48
15:AO:2:SER:O	15:AO:3:LEU:CB	2.61	0.48
15:AO:27:VAL:O	15:AO:31:LEU:HG	2.13	0.48
16:AP:72:ALA:HA	16:AP:75:ILE:CD1	2.44	0.48
22:BA:443:A:C8	26:BE:40:ARG:HD3	2.49	0.48
22:BA:713:G:C6	22:BA:714:U:C4	3.01	0.48
22:BA:729:G:H4'	22:BA:763:G:H5'	1.96	0.48
22:BA:1354:A:C8	22:BA:1355:G:C8	3.02	0.48
22:BA:1717:A:H2'	22:BA:1718:G:O5'	2.13	0.48
22:BA:1871:A:C8	22:BA:1872:A:C6	3.02	0.48
22:BA:1930:G:C4	22:BA:1968:G:C6	3.02	0.48
22:BA:1954:G:H1'	22:BA:1956:U:O4	2.14	0.48
22:BA:1956:U:H2'	22:BA:1957:C:C5'	2.44	0.48
22:BA:1983:G:C6	22:BA:1984:G:N7	2.82	0.48
23:BB:24:G:N2	23:BB:28:C:C2	2.82	0.48
23:BB:112:G:H2'	23:BB:113:C:C6	2.48	0.48
25:BD:27:ILE:HG12	25:BD:201:LEU:HD12	1.94	0.48
25:BD:33:ARG:NH1	25:BD:53:GLY:O	2.47	0.48
25:BD:84:LEU:HD23	25:BD:84:LEU:HA	1.65	0.48
26:BE:91:ASP:OD1	26:BE:93:SER:OG	2.26	0.48
29:BH:135:HIS:CD2	29:BH:137:GLU:HG3	2.48	0.48
32:BK:102:PRO:HB3	32:BK:121:GLU:HB2	1.95	0.48
49:B1:35:GLU:O	49:B1:36:LEU:HG	2.14	0.48
1:CA:273:U:C2'	1:CA:274:A:H5'	2.44	0.48

*Continued on next page...*

*Continued from previous page...*

Atom-1	Atom-2	Interatomic distance (Å)	Clash overlap (Å)
1:CA:476:U:C2'	1:CA:477:C:H5'	2.44	0.48
1:CA:495:A:N3	1:CA:496:A:C5	2.82	0.48
1:CA:552:U:H4'	12:CL:84:GLY:O	2.13	0.48
1:CA:844:G:H2'	1:CA:844:G:N3	2.29	0.48
1:CA:996:A:H2'	1:CA:997:U:C6	2.49	0.48
1:CA:1000:A:H2'	1:CA:1001:C:O4'	2.14	0.48
1:CA:1170:A:H2'	1:CA:1171:A:O4'	2.13	0.48
1:CA:1342:C:O2'	9:CI:126:GLN:HG3	2.13	0.48
1:CA:1508:A:H2'	1:CA:1509:C:C6	2.48	0.48
2:CB:67:ILE:HG22	2:CB:68:LEU:N	2.29	0.48
2:CB:222:ARG:HE	2:CB:223:GLU:HB2	1.78	0.48
5:CE:99:ALA:O	5:CE:100:SER:C	2.50	0.48
5:CE:101:GLU:O	5:CE:101:GLU:OE2	2.32	0.48
9:CI:95:ARG:O	9:CI:99:ARG:HB2	2.14	0.48
20:CT:54:MET:CE	20:CT:58:VAL:HG21	2.44	0.48
22:DA:7:G:H4'	31:DJ:15:TRP:CZ2	2.49	0.48
22:DA:40:U:C4	22:DA:41:C:N4	2.82	0.48
22:DA:190:A:N6	22:DA:191:A:N1	2.61	0.48
22:DA:324:A:H2'	22:DA:325:G:O4'	2.13	0.48
22:DA:328:U:O3'	42:DU:66:GLN:HG3	2.14	0.48
22:DA:783:A:H2'	22:DA:784:G:O5'	2.14	0.48
22:DA:830:G:C2	22:DA:2448:A:N7	2.82	0.48
22:DA:1338:G:O6	41:DT:66:LYS:NZ	2.31	0.48
22:DA:1597:A:O3'	22:DA:1598:A:H8	1.96	0.48
22:DA:2291:U:H2'	22:DA:2292:U:H6	1.79	0.48
22:DA:2311:A:O2'	22:DA:2312:U:OP1	2.32	0.48
22:DA:2349:G:C6	22:DA:2369:A:C6	3.02	0.48
22:DA:2780:G:P	31:DJ:120:ARG:HE	2.36	0.48
26:DE:5:LEU:HD11	26:DE:12:LEU:HB2	1.95	0.48
27:DF:108:VAL:N	27:DF:109:PRO:HD2	2.29	0.48
29:DH:117:LEU:HD11	29:DH:130:VAL:HG22	1.95	0.48
33:DL:92:LEU:HD21	33:DL:124:GLY:HA3	1.96	0.48
34:DM:20:LEU:N	34:DM:20:LEU:HD22	2.28	0.48
36:DO:7:ARG:HD2	36:DO:97:PHE:CZ	2.49	0.48
41:DT:62:VAL:HG12	41:DT:63:VAL:N	2.29	0.48
45:DX:65:ASP:O	45:DX:66:THR:C	2.51	0.48
50:D2:12:ARG:HG2	50:D2:13:ASN:N	2.29	0.48
1:AA:254:G:O2'	17:AQ:18:GLU:O	2.31	0.48
1:AA:567:G:C6	1:AA:568:G:C5	3.02	0.48
1:AA:568:G:C6	1:AA:569:C:N4	2.82	0.48
1:AA:600:A:H2'	1:AA:601:G:H8	1.78	0.48

*Continued on next page...*

*Continued from previous page...*

Atom-1	Atom-2	Interatomic distance (Å)	Clash overlap (Å)
1:AA:643:C:H2'	1:AA:644:U:C6	2.49	0.48
1:AA:652:U:O2'	1:AA:653:U:P	2.72	0.48
1:AA:1321:U:C5	1:AA:1322:C:C5	3.02	0.48
1:AA:1343:G:N2	1:AA:1349:A:O2'	2.47	0.48
3:AC:22:TRP:HB3	3:AC:59:ARG:HG2	1.95	0.48
6:AF:17:GLN:C	6:AF:19:PRO:HD2	2.33	0.48
10:AJ:61:ALA:O	10:AJ:62:ARG:HB2	2.14	0.48
10:AJ:66:GLU:HB3	14:AN:99:ALA:CB	2.44	0.48
20:AT:83:ILE:O	20:AT:87:ALA:HB3	2.14	0.48
22:BA:323:C:C4	22:BA:333:G:C8	3.02	0.48
22:BA:381:G:OP1	45:BX:16:ASN:ND2	2.40	0.48
22:BA:430:A:H5''	22:BA:431:U:OP2	2.13	0.48
22:BA:599:A:O2'	22:BA:600:G:H5'	2.14	0.48
22:BA:973:A:H5'	22:BA:1188:U:H1'	1.94	0.48
22:BA:1314:C:P	57:BA:3763:HOH:O	2.72	0.48
22:BA:1342:A:N7	22:BA:1397:U:C2	2.82	0.48
22:BA:1542:U:H2'	22:BA:1543:G:O4'	2.13	0.48
22:BA:1924:C:O2	22:BA:1924:C:C2'	2.61	0.48
22:BA:1936:A:H2	22:BA:1943:U:N3	2.11	0.48
22:BA:2467:C:OP1	52:B4:8:LYS:NZ	2.47	0.48
24:BC:40:SER:C	24:BC:42:GLY:H	2.18	0.48
30:BI:67:PHE:CD2	30:BI:67:PHE:N	2.81	0.48
31:BJ:77:HIS:HD2	31:BJ:79:GLY:H	1.62	0.48
32:BK:43:ILE:HD13	32:BK:52:VAL:CG2	2.44	0.48
33:BL:79:LEU:HB3	33:BL:116:VAL:HB	1.95	0.48
40:BS:90:LYS:HD3	40:BS:92:ARG:NH2	2.29	0.48
44:BW:19:LYS:O	44:BW:21:LEU:N	2.46	0.48
1:CA:71:A:C2	1:CA:72:A:C4	3.02	0.48
1:CA:265:G:O3'	17:CQ:68:SER:HA	2.14	0.48
1:CA:340:U:C2	1:CA:350:G:N2	2.82	0.48
1:CA:664:G:N2	1:CA:666:G:C8	2.82	0.48
1:CA:715:A:C6	1:CA:716:A:C6	3.02	0.48
1:CA:828:U:C5	1:CA:829:G:C8	3.02	0.48
1:CA:936:C:O2'	1:CA:1382:C:N3	2.35	0.48
1:CA:1101:A:N3	1:CA:1102:A:H1'	2.28	0.48
1:CA:1337:G:H5''	1:CA:1338:G:OP1	2.14	0.48
3:CC:47:LEU:HB3	3:CC:50:ALA:HB3	1.95	0.48
5:CE:143:GLY:O	5:CE:146:ASN:OD1	2.31	0.48
9:CI:57:MET:HB3	9:CI:61:LEU:CD2	2.43	0.48
10:CJ:14:ASP:HB3	10:CJ:17:LEU:HB3	1.95	0.48
11:CK:14:LYS:O	11:CK:15:GLN:HB3	2.14	0.48

*Continued on next page...*



*Continued from previous page...*

Atom-1	Atom-2	Interatomic distance (Å)	Clash overlap (Å)
11:CK:63:ALA:HB3	11:CK:92:GLY:HA2	1.96	0.48
22:DA:305:C:C2	22:DA:313:G:N1	2.81	0.48
22:DA:425:G:C6	22:DA:426:C:C4	3.02	0.48
22:DA:500:G:N2	22:DA:502:A:C8	2.82	0.48
22:DA:651:G:OP1	51:D3:19:LYS:HB2	2.12	0.48
22:DA:669:G:H2'	22:DA:670:A:N7	2.29	0.48
22:DA:685:A:H5''	22:DA:774:G:O6	2.14	0.48
22:DA:792:A:H1'	22:DA:2072:C:O2'	2.14	0.48
22:DA:1788:C:O2'	22:DA:1789:A:H5'	2.14	0.48
24:DC:129:THR:HA	24:DC:190:ALA:O	2.14	0.48
26:DE:22:ASP:OD2	26:DE:22:ASP:N	2.47	0.48
27:DF:43:ALA:HB2	27:DF:50:LEU:HB2	1.96	0.48
32:DK:108:ARG:NH1	37:DP:34:GLU:O	2.46	0.48
37:DP:103:ARG:HG2	37:DP:107:ALA:CB	2.44	0.48
39:DR:68:ARG:HD3	39:DR:92:TRP:CE2	2.49	0.48
1:AA:172:A:C5	1:AA:174:A:C8	3.02	0.47
1:AA:411:A:C6	1:AA:429:U:C4	3.02	0.47
1:AA:436:C:H2'	1:AA:437:U:C6	2.49	0.47
1:AA:570:G:C6	1:AA:873:A:C2	3.01	0.47
1:AA:673:A:C2	1:AA:674:G:C2	3.02	0.47
1:AA:737:C:C2	1:AA:738:C:C5	3.02	0.47
1:AA:858:G:O2'	1:AA:859:G:C5'	2.62	0.47
1:AA:918:A:H2'	1:AA:919:A:C8	2.49	0.47
2:AB:184:PHE:CD2	2:AB:184:PHE:N	2.82	0.47
4:AD:197:GLU:N	4:AD:197:GLU:OE2	2.47	0.47
10:AJ:52:LEU:HB3	14:AN:81:ARG:CZ	2.44	0.47
13:AM:11:ASP:O	13:AM:12:HIS:CB	2.62	0.47
13:AM:48:LEU:HD23	13:AM:52:GLN:HB2	1.96	0.47
14:AN:31:ILE:HG23	14:AN:45:VAL:HB	1.96	0.47
22:BA:480:A:H2'	22:BA:481:G:OP1	2.14	0.47
22:BA:999:U:C2'	22:BA:1000:A:H5'	2.43	0.47
22:BA:1340:U:C5	22:BA:1603:A:C8	3.02	0.47
22:BA:1344:U:HO2'	22:BA:1345:C:P	2.32	0.47
22:BA:1385:A:C4	22:BA:1386:C:C5	3.01	0.47
22:BA:1820:U:H4'	22:BA:1821:A:OP2	2.13	0.47
22:BA:1866:A:H2'	22:BA:1867:G:H5'	1.95	0.47
22:BA:1920:C:H6	22:BA:1920:C:O5'	1.96	0.47
22:BA:2297:A:C2	22:BA:2321:U:H5	2.32	0.47
22:BA:2371:G:C2	22:BA:2372:U:C6	3.02	0.47
22:BA:2595:G:C6	22:BA:2599:G:O6	2.67	0.47
28:BG:80:THR:HG22	28:BG:81:GLU:N	2.28	0.47

*Continued on next page...*

*Continued from previous page...*

Atom-1	Atom-2	Interatomic distance (Å)	Clash overlap (Å)
51:B3:32:ILE:O	51:B3:32:ILE:HG22	2.14	0.47
1:CA:4:U:O2	1:CA:4:U:H2'	2.13	0.47
1:CA:150:U:H2'	1:CA:151:A:H8	1.79	0.47
1:CA:207:C:O2	1:CA:207:C:C2'	2.61	0.47
1:CA:723:U:H5'	1:CA:724:G:OP1	2.14	0.47
1:CA:971:G:OP1	1:CA:972:C:H5''	2.14	0.47
1:CA:1154:G:N2	1:CA:1155:A:H1'	2.28	0.47
1:CA:1159:U:H5'	1:CA:1159:U:O2	2.13	0.47
1:CA:1514:G:C2	1:CA:1515:G:C4	3.02	0.47
2:CB:81:LYS:HG3	2:CB:85:LEU:HD22	1.96	0.47
3:CC:50:ALA:HB1	3:CC:76:VAL:HG22	1.95	0.47
4:CD:11:LEU:HD23	4:CD:11:LEU:N	2.30	0.47
4:CD:73:ARG:O	4:CD:76:TYR:N	2.46	0.47
9:CI:12:ARG:HG3	9:CI:12:ARG:O	2.13	0.47
11:CK:27:PHE:CZ	11:CK:89:PRO:HG2	2.49	0.47
13:CM:91:HIS:HA	13:CM:109:ARG:NH2	2.29	0.47
22:DA:24:G:C5	22:DA:25:U:C5	3.02	0.47
22:DA:627:A:O2'	33:DL:76:GLU:OE1	2.31	0.47
22:DA:920:A:C6	22:DA:921:C:C4	3.02	0.47
22:DA:1809:A:N6	22:DA:1810:A:C6	2.82	0.47
22:DA:2067:G:C4	22:DA:2444:G:N2	2.82	0.47
22:DA:2570:G:C2'	22:DA:2571:U:H5'	2.44	0.47
22:DA:2806:C:C4	22:DA:2807:U:C4	3.02	0.47
23:DB:64:G:H2'	23:DB:65:U:C6	2.49	0.47
57:DB:307:HOH:O	43:DV:14:LYS:NZ	2.46	0.47
26:DE:145:ASP:HB3	26:DE:184:ASP:HB2	1.95	0.47
27:DF:178:ARG:CZ	27:DF:178:ARG:O	2.61	0.47
41:DT:38:ALA:O	41:DT:39:THR:HB	2.14	0.47
1:AA:406:G:C6	1:AA:495:A:C8	3.02	0.47
1:AA:575:G:C5	1:AA:881:G:C2	3.02	0.47
1:AA:849:G:C6	1:AA:850:U:C2	3.02	0.47
1:AA:1051:C:H2'	1:AA:1052:U:C6	2.49	0.47
1:AA:1074:G:C6	1:AA:1075:U:N3	2.82	0.47
1:AA:1157:A:C5	1:AA:1180:A:C6	3.02	0.47
1:AA:1366:C:O2'	10:AJ:62:ARG:NH2	2.47	0.47
1:AA:1435:G:H2'	1:AA:1436:U:C6	2.48	0.47
3:AC:60:PRO:O	3:AC:63:SER:HB3	2.14	0.47
9:AI:50:GLN:O	9:AI:52:LEU:N	2.40	0.47
10:AJ:80:THR:HB	10:AJ:83:THR:HB	1.96	0.47
18:AR:62:ALA:HB3	18:AR:68:LEU:HD12	1.94	0.47
22:BA:20:C:H2'	22:BA:21:A:H8	1.79	0.47

*Continued on next page...*

*Continued from previous page...*

Atom-1	Atom-2	Interatomic distance (Å)	Clash overlap (Å)
22:BA:310:A:H5'	42:BU:15:THR:HG22	1.96	0.47
22:BA:831:G:C6	22:BA:832:U:C4	3.02	0.47
22:BA:1001:A:OP2	57:BA:3736:HOH:O	2.20	0.47
22:BA:1346:G:O2'	22:BA:1347:A:H5'	2.14	0.47
22:BA:1495:A:C2	22:BA:1496:A:C2	3.02	0.47
22:BA:2331:G:N2	22:BA:2385:C:C2	2.83	0.47
22:BA:2776:A:H4'	22:BA:2778:A:OP1	2.14	0.47
23:BB:7:G:H4'	36:BO:29:HIS:ND1	2.30	0.47
24:BC:33:LEU:HD12	24:BC:103:TYR:CD2	2.49	0.47
24:BC:83:TYR:CD1	24:BC:84:ASP:N	2.82	0.47
25:BD:25:THR:HG22	25:BD:27:ILE:HG13	1.96	0.47
26:BE:150:THR:OG1	26:BE:151:GLY:N	2.47	0.47
34:BM:31:PHE:O	34:BM:104:GLU:HA	2.14	0.47
1:CA:211:G:N3	1:CA:211:G:H2'	2.29	0.47
1:CA:216:U:H5''	1:CA:464:U:H4'	1.95	0.47
1:CA:313:A:H2'	1:CA:314:C:C6	2.49	0.47
1:CA:703:G:H4'	1:CA:704:A:H5'	1.96	0.47
1:CA:1180:A:OP1	9:CI:105:THR:OG1	2.32	0.47
1:CA:1250:A:C2	1:CA:1251:A:C4	3.02	0.47
1:CA:1300:G:C6	1:CA:1335:U:C6	3.02	0.47
1:CA:1375:A:C6	1:CA:1376:U:C4	3.03	0.47
2:CB:167:ASP:OD2	2:CB:191:SER:HA	2.15	0.47
17:CQ:13:VAL:HG12	17:CQ:22:VAL:HG13	1.95	0.47
22:DA:36:G:C5	22:DA:37:C:C5	3.02	0.47
22:DA:142:A:C6	22:DA:143:C:N4	2.82	0.47
22:DA:185:G:N1	22:DA:212:G:N3	2.62	0.47
22:DA:1060:U:OP2	30:DI:75:PRO:HA	2.14	0.47
22:DA:1182:G:H2'	22:DA:1183:U:O4'	2.14	0.47
22:DA:1268:A:H2'	22:DA:1269:A:O4'	2.14	0.47
22:DA:1377:G:OP2	57:DA:3391:HOH:O	2.20	0.47
22:DA:1401:G:C6	22:DA:1402:U:C4	3.02	0.47
22:DA:1810:A:H2'	22:DA:1811:G:O4'	2.14	0.47
22:DA:2103:C:H2'	22:DA:2104:C:C6	2.48	0.47
22:DA:2131:U:H4'	22:DA:2133:G:O4'	2.14	0.47
22:DA:2725:A:C4	22:DA:2727:A:N7	2.82	0.47
31:DJ:5:THR:HG22	31:DJ:6:ALA:O	2.14	0.47
33:DL:116:VAL:HG11	33:DL:134:ALA:HB1	1.96	0.47
37:DP:5:ILE:O	37:DP:9:GLU:N	2.45	0.47
38:DQ:86:ALA:HB3	38:DQ:88:VAL:HG23	1.95	0.47
40:DS:86:MET:CE	40:DS:87:PRO:HD2	2.44	0.47
44:DW:49:ALA:O	44:DW:50:ASN:HB2	2.14	0.47

*Continued on next page...*

*Continued from previous page...*

Atom-1	Atom-2	Interatomic distance (Å)	Clash overlap (Å)
1:AA:104:G:N2	1:AA:105:G:C4	2.82	0.47
1:AA:202:G:N2	1:AA:216:U:O2	2.47	0.47
1:AA:727:G:N2	1:AA:731:G:C4	2.82	0.47
1:AA:821:G:H2'	1:AA:822:U:C6	2.50	0.47
1:AA:1418:A:C2	1:AA:1483:A:C2	3.02	0.47
2:AB:80:VAL:O	2:AB:84:ALA:HB3	2.13	0.47
2:AB:135:LEU:HG	2:AB:138:THR:OG1	2.14	0.47
3:AC:71:ALA:O	3:AC:72:ARG:HG2	2.14	0.47
3:AC:147:LYS:O	3:AC:172:ARG:HB2	2.14	0.47
4:AD:118:VAL:HA	4:AD:123:ILE:CD1	2.43	0.47
8:AH:59:LEU:CD1	8:AH:61:LEU:HG	2.45	0.47
10:AJ:21:ALA:HA	10:AJ:24:GLU:CB	2.45	0.47
11:AK:16:VAL:HG13	11:AK:17:SER:N	2.30	0.47
12:AL:22:PRO:C	12:AL:24:LEU:N	2.67	0.47
22:BA:205:G:O2'	22:BA:206:U:OP2	2.32	0.47
22:BA:411:G:OP2	22:BA:2406:A:O2'	2.29	0.47
22:BA:510:C:H2'	22:BA:511:U:O4'	2.14	0.47
22:BA:583:G:OP1	38:BQ:7:GLY:HA2	2.13	0.47
22:BA:778:G:C5	22:BA:779:U:C5	3.01	0.47
22:BA:1016:G:C4	22:BA:1017:G:C8	3.02	0.47
22:BA:1359:A:C8	22:BA:1373:A:C2	3.03	0.47
22:BA:1789:A:P	24:BC:221:ARG:HH11	2.37	0.47
22:BA:1802:A:N1	22:BA:1822:C:H1'	2.29	0.47
22:BA:2097:A:C2	22:BA:2098:U:C4	3.03	0.47
22:BA:2190:G:OP2	22:BA:2190:G:H8	1.96	0.47
22:BA:2447:G:C5	22:BA:2500:U:C5	3.02	0.47
22:BA:2585:U:O2'	22:BA:2586:U:C5'	2.61	0.47
22:BA:2831:G:P	25:BD:56:LYS:NZ	2.87	0.47
24:BC:209:GLY:O	24:BC:210:ALA:C	2.52	0.47
30:BI:24:VAL:HG23	30:BI:25:GLY:N	2.29	0.47
30:BI:59:ILE:HG22	30:BI:61:VAL:HG23	1.96	0.47
32:BK:53:LYS:HG3	32:BK:56:ASP:OD2	2.14	0.47
41:BT:1:MET:HB2	41:BT:2:ILE:HD12	1.96	0.47
49:B1:34:LEU:H	49:B1:52:ALA:HB3	1.79	0.47
1:CA:430:A:OP1	4:CD:9:LEU:HD23	2.14	0.47
1:CA:689:C:OP2	11:CK:53:ARG:NH2	2.47	0.47
1:CA:769:G:H4'	1:CA:1513:A:H4'	1.97	0.47
1:CA:1107:C:C4	1:CA:1108:G:N7	2.82	0.47
1:CA:1460:C:C4	1:CA:1461:G:C5	3.02	0.47
9:CI:6:TYR:HB2	9:CI:21:ILE:HB	1.97	0.47
19:CS:80:TYR:O	19:CS:81:ARG:HB3	2.14	0.47

*Continued on next page...*

*Continued from previous page...*

Atom-1	Atom-2	Interatomic distance (Å)	Clash overlap (Å)
22:DA:82:U:H5'	22:DA:296:U:C5'	2.45	0.47
22:DA:304:U:H2'	22:DA:305:C:C6	2.49	0.47
22:DA:320:A:H4'	22:DA:322:A:N7	2.29	0.47
22:DA:324:A:N6	22:DA:338:G:O2'	2.44	0.47
22:DA:329:G:O4'	22:DA:477:A:H1'	2.14	0.47
22:DA:370:G:O2'	22:DA:423:A:H3'	2.15	0.47
22:DA:674:G:H1'	26:DE:69:ARG:CD	2.44	0.47
22:DA:813:U:H2'	22:DA:814:C:C6	2.49	0.47
22:DA:1827:U:O4'	22:DA:1970:A:O2'	2.33	0.47
30:DI:101:ILE:O	30:DI:102:SER:HB3	2.14	0.47
32:DK:107:LEU:O	32:DK:109:SER:N	2.47	0.47
34:DM:59:ARG:O	34:DM:59:ARG:HD3	2.13	0.47
37:DP:106:LYS:O	37:DP:109:ARG:HD3	2.15	0.47
39:DR:78:ARG:HB3	39:DR:83:TYR:HD1	1.80	0.47
1:AA:228:A:H2'	1:AA:229:U:C6	2.49	0.47
1:AA:427:U:H3'	1:AA:428:G:H2'	1.95	0.47
1:AA:612:C:H2'	1:AA:613:C:C6	2.48	0.47
1:AA:901:A:N7	1:AA:902:G:C1'	2.78	0.47
2:AB:35:ARG:HA	2:AB:35:ARG:NE	2.29	0.47
4:AD:58:LYS:HB3	4:AD:200:ILE:HB	1.96	0.47
6:AF:38:ARG:NE	6:AF:63:ASN:OD1	2.47	0.47
8:AH:115:ALA:O	8:AH:118:GLN:N	2.48	0.47
9:AI:85:ARG:O	9:AI:88:MET:HB2	2.14	0.47
14:AN:47:LYS:HD3	19:AS:13:LEU:HD21	1.96	0.47
15:AO:49:ASP:OD1	15:AO:52:SER:OG	2.31	0.47
19:AS:64:ASP:HB3	27:BF:115:ARG:CZ	2.45	0.47
20:AT:44:LYS:NZ	20:AT:86:LEU:O	2.40	0.47
22:BA:228:C:H4'	22:BA:229:C:H5''	1.97	0.47
22:BA:235:U:O2	22:BA:430:A:C2	2.67	0.47
22:BA:869:G:C6	22:BA:870:U:C4	3.02	0.47
22:BA:1011:G:C2	22:BA:1151:A:C4	3.02	0.47
22:BA:1300:G:N9	22:BA:1626:A:C2	2.83	0.47
22:BA:2294:G:H5''	36:BO:10:ARG:HD3	1.96	0.47
22:BA:2514:U:H2'	22:BA:2515:C:C6	2.49	0.47
22:BA:2564:A:OP1	22:BA:2648:G:H4'	2.15	0.47
24:BC:30:PHE:CZ	24:BC:32:PRO:HG2	2.49	0.47
24:BC:108:LYS:HD2	24:BC:194:GLU:OE1	2.15	0.47
24:BC:266:PHE:N	24:BC:266:PHE:HD1	2.11	0.47
29:BH:116:ARG:O	29:BH:118:PRO:HD3	2.14	0.47
29:BH:117:LEU:HD23	29:BH:121:VAL:HA	1.95	0.47
33:BL:68:SER:O	33:BL:69:ARG:HG3	2.15	0.47

*Continued on next page...*

*Continued from previous page...*

Atom-1	Atom-2	Interatomic distance (Å)	Clash overlap (Å)
34:BM:132:THR:HG22	34:BM:133:LYS:N	2.29	0.47
36:BO:24:THR:HG22	36:BO:42:PRO:CG	2.43	0.47
36:BO:31:THR:CG2	36:BO:34:HIS:H	2.27	0.47
39:BR:46:GLU:OE1	39:BR:46:GLU:CA	2.61	0.47
40:BS:57:ASN:O	40:BS:61:ASN:CB	2.61	0.47
41:BT:4:GLU:O	41:BT:5:GLU:C	2.52	0.47
42:BU:14:LEU:HD12	42:BU:70:VAL:CA	2.45	0.47
1:CA:36:C:OP1	12:CL:120:LYS:HE3	2.14	0.47
1:CA:110:C:N4	1:CA:111:G:C6	2.82	0.47
1:CA:756:C:N3	1:CA:757:U:C6	2.82	0.47
1:CA:794:A:C5	1:CA:795:C:C5	3.02	0.47
1:CA:1386:G:N3	1:CA:1387:G:C8	2.83	0.47
1:CA:1467:C:H2'	1:CA:1468:A:H8	1.79	0.47
2:CB:85:LEU:HG	2:CB:85:LEU:O	2.14	0.47
3:CC:7:PRO:O	3:CC:11:ARG:HG3	2.14	0.47
5:CE:52:LYS:O	5:CE:53:ALA:HB2	2.14	0.47
9:CI:17:ALA:HB2	9:CI:67:VAL:HB	1.97	0.47
11:CK:88:GLY:H	11:CK:114:THR:HG22	1.77	0.47
11:CK:107:ILE:C	11:CK:107:ILE:HD13	2.35	0.47
13:CM:48:LEU:HD22	13:CM:53:ILE:HG13	1.96	0.47
21:CU:32:VAL:O	21:CU:33:ARG:C	2.53	0.47
22:DA:210:C:OP1	50:D2:29:GLN:OE1	2.31	0.47
22:DA:271:G:H1'	22:DA:272:A:O5'	2.14	0.47
22:DA:585:G:H2'	22:DA:586:A:N7	2.29	0.47
22:DA:747:U:O2	22:DA:2014:A:H1'	2.13	0.47
22:DA:747:U:C5	22:DA:2613:U:C5	3.03	0.47
22:DA:825:A:H2'	22:DA:826:U:C6	2.49	0.47
22:DA:848:C:H2'	22:DA:849:A:C8	2.50	0.47
22:DA:1352:U:C5	22:DA:1377:G:C6	3.02	0.47
22:DA:2011:U:H2'	22:DA:2012:G:O4'	2.15	0.47
22:DA:2056:G:H2'	22:DA:2056:G:N3	2.29	0.47
22:DA:2635:A:H5'	25:DD:79:LEU:HB2	1.95	0.47
22:DA:2684:U:C4	22:DA:2685:G:C8	3.03	0.47
22:DA:2788:C:H2'	22:DA:2789:C:C6	2.49	0.47
22:DA:2882:A:OP1	35:DN:96:ARG:HD3	2.14	0.47
30:DI:46:THR:HG22	30:DI:51:LYS:HG3	1.96	0.47
31:DJ:81:ILE:HG12	31:DJ:82:GLY:N	2.29	0.47
32:DK:114:LYS:O	32:DK:117:SER:HB2	2.14	0.47
42:DU:6:ARG:O	42:DU:7:ARG:O	2.31	0.47
42:DU:28:VAL:HB	42:DU:34:VAL:HG12	1.95	0.47
46:DY:45:GLN:C	46:DY:47:ARG:H	2.18	0.47

*Continued on next page...*

*Continued from previous page...*

Atom-1	Atom-2	Interatomic distance (Å)	Clash overlap (Å)
1:AA:66:A:C2	1:AA:104:G:H1'	2.49	0.47
1:AA:357:G:C2	1:AA:358:U:C5	3.02	0.47
1:AA:457:G:C6	1:AA:458:U:C2	3.02	0.47
1:AA:643:C:H5''	8:AH:32:LEU:HD22	1.97	0.47
1:AA:654:G:H2'	1:AA:655:A:H5'	1.96	0.47
1:AA:670:G:C2	1:AA:671:G:C4	3.03	0.47
1:AA:1373:G:O6	9:AI:13:LYS:NZ	2.47	0.47
1:AA:1463:U:H2'	1:AA:1464:U:C6	2.49	0.47
1:AA:1539:C:H5''	21:AU:18:ARG:HG3	1.95	0.47
2:AB:70:VAL:HG12	2:AB:163:VAL:HB	1.96	0.47
4:AD:30:THR:O	4:AD:31:LYS:HE2	2.14	0.47
4:AD:157:ALA:O	4:AD:160:GLU:HB3	2.15	0.47
7:AG:95:ARG:O	7:AG:97:ASN:N	2.48	0.47
11:AK:20:VAL:N	11:AK:35:THR:O	2.45	0.47
16:AP:79:ASN:O	16:AP:80:LYS:HE3	2.15	0.47
21:AU:37:PHE:O	21:AU:38:TYR:CB	2.63	0.47
22:BA:197:A:N6	22:BA:2430:A:H2'	2.29	0.47
22:BA:280:U:H2'	22:BA:281:C:O4'	2.13	0.47
22:BA:485:C:O2	22:BA:485:C:H2'	2.13	0.47
22:BA:515:A:C8	22:BA:516:C:C6	3.03	0.47
22:BA:740:C:H5'	22:BA:1784:A:H3'	1.97	0.47
22:BA:783:A:H8	22:BA:784:G:H4'	1.76	0.47
22:BA:1385:A:H1'	22:BA:1386:C:C6	2.49	0.47
22:BA:1916:A:N3	22:BA:1917:U:H1'	2.29	0.47
22:BA:2182:U:H2'	22:BA:2183:A:C8	2.49	0.47
22:BA:2271:G:C5	22:BA:2272:U:C5	3.02	0.47
22:BA:2328:A:H2'	22:BA:2329:U:H6	1.79	0.47
22:BA:2376:A:N3	36:BO:111:ARG:NH1	2.63	0.47
22:BA:2449:U:H4'	22:BA:2450:A:OP1	2.13	0.47
22:BA:2502:G:H5''	22:BA:2503:A:H5''	1.95	0.47
22:BA:2617:U:C4	22:BA:2618:G:C5	3.03	0.47
22:BA:2805:C:C4	22:BA:2806:C:C5	3.03	0.47
23:BB:50:A:OP1	36:BO:67:ASN:HB2	2.14	0.47
24:BC:121:ASP:OD1	24:BC:121:ASP:N	2.45	0.47
24:BC:246:THR:HB	24:BC:248:TRP:CE3	2.49	0.47
28:BG:118:PRO:O	28:BG:119:ALA:C	2.53	0.47
29:BH:14:SER:O	29:BH:15:LEU:CB	2.61	0.47
29:BH:97:ARG:NH1	1:CA:370:C:O4'	2.47	0.47
32:BK:64:ARG:NH1	32:BK:101:GLY:HA3	2.29	0.47
33:BL:68:SER:HB3	33:BL:71:ALA:CB	2.44	0.47
36:BO:49:VAL:HG21	36:BO:82:ALA:HA	1.97	0.47

*Continued on next page...*

*Continued from previous page...*

Atom-1	Atom-2	Interatomic distance (Å)	Clash overlap (Å)
38:BQ:60:LEU:O	38:BQ:61:TRP:C	2.53	0.47
40:BS:56:ALA:O	40:BS:58:ALA:N	2.47	0.47
46:BY:45:GLN:O	46:BY:46:VAL:CB	2.63	0.47
1:CA:860:A:N7	1:CA:861:G:C5	2.82	0.47
1:CA:952:U:OP1	1:CA:972:C:N4	2.48	0.47
1:CA:1070:U:H2'	1:CA:1071:C:H6	1.78	0.47
1:CA:1295:U:H2'	1:CA:1296:C:C6	2.50	0.47
1:CA:1358:U:C5	1:CA:1359:C:C4	3.02	0.47
3:CC:174:PRO:O	3:CC:176:HIS:N	2.48	0.47
10:CJ:27:GLU:O	10:CJ:31:ARG:HB3	2.14	0.47
17:CQ:55:ILE:HG12	17:CQ:56:GLY:N	2.28	0.47
22:DA:181:A:H1'	22:DA:435:C:O4'	2.15	0.47
22:DA:224:U:C4	22:DA:225:C:C5	3.03	0.47
22:DA:699:A:O4'	22:DA:734:A:C2	2.67	0.47
22:DA:818:G:O2'	22:DA:819:A:O4'	2.30	0.47
22:DA:933:A:H5'	22:DA:934:U:OP2	2.13	0.47
22:DA:1203:U:O4	22:DA:1204:A:C6	2.67	0.47
22:DA:1301:A:C2	22:DA:1303:G:C6	3.02	0.47
22:DA:1422:G:N2	22:DA:1577:C:H1'	2.30	0.47
22:DA:1464:G:C4	22:DA:1465:G:C8	3.03	0.47
22:DA:1866:A:C4	22:DA:1876:A:C6	3.03	0.47
22:DA:1914:C:H3'	22:DA:1915:U:C6	2.50	0.47
22:DA:2261:C:H5''	44:DW:19:LYS:HZ3	1.80	0.47
22:DA:2331:G:N2	22:DA:2385:C:C2	2.82	0.47
22:DA:2410:G:C2	22:DA:2411:A:H1'	2.49	0.47
22:DA:2731:G:C6	22:DA:2732:G:O6	2.67	0.47
24:DC:162:VAL:HG13	24:DC:175:ARG:O	2.15	0.47
26:DE:111:GLU:O	26:DE:115:GLN:HG2	2.14	0.47
26:DE:119:ILE:HB	26:DE:187:VAL:HG23	1.97	0.47
26:DE:138:LEU:O	26:DE:141:MET:N	2.47	0.47
29:DH:5:LEU:HD13	29:DH:13:GLY:HA3	1.96	0.47
29:DH:62:LEU:O	29:DH:62:LEU:HD22	2.14	0.47
32:DK:22:ILE:O	32:DK:23:LYS:HB2	2.15	0.47
1:AA:502:A:H2'	1:AA:503:C:H6	1.79	0.47
1:AA:510:A:H5''	1:AA:511:C:P	2.55	0.47
1:AA:532:A:N6	3:AC:192:THR:OG1	2.46	0.47
1:AA:737:C:C4	1:AA:738:C:C5	3.02	0.47
1:AA:929:G:C2	1:AA:1389:C:N3	2.83	0.47
1:AA:1089:G:H2'	1:AA:1090:U:O4'	2.15	0.47
1:AA:1301:U:C5	1:AA:1303:C:C5	3.03	0.47
1:AA:1539:C:H5''	21:AU:18:ARG:HB3	1.96	0.47

*Continued on next page...*



*Continued from previous page...*

Atom-1	Atom-2	Interatomic distance (Å)	Clash overlap (Å)
2:AB:200:ILE:O	2:AB:201:PRO:O	2.33	0.47
11:AK:110:ILE:HG22	21:AU:17:ARG:NE	2.30	0.47
16:AP:4:ILE:O	16:AP:68:SER:OG	2.29	0.47
18:AR:58:ALA:HA	18:AR:61:ARG:HB2	1.96	0.47
22:BA:21:A:H2'	22:BA:22:C:C6	2.50	0.47
22:BA:136:G:C6	22:BA:137:U:O4	2.67	0.47
22:BA:915:C:H2'	22:BA:916:G:H5'	1.95	0.47
22:BA:1240:U:C2'	22:BA:1241:A:OP2	2.63	0.47
22:BA:1343:G:C6	22:BA:1344:U:C4	3.03	0.47
22:BA:1589:U:C2	22:BA:1590:A:C8	3.02	0.47
22:BA:2117:A:N1	22:BA:2170:A:N1	2.62	0.47
22:BA:2241:A:N7	57:BA:3505:HOH:O	2.36	0.47
22:BA:2520:C:C6	22:BA:2567:G:H1'	2.49	0.47
22:BA:2572:A:N7	25:BD:150:GLN:HG3	2.30	0.47
22:BA:2716:C:H2'	22:BA:2717:C:C6	2.49	0.47
22:BA:2887:A:N3	22:BA:2887:A:H2'	2.30	0.47
25:BD:13:ARG:C	25:BD:14:ILE:HD13	2.33	0.47
29:BH:111:ALA:O	29:BH:114:GLU:HB2	2.14	0.47
30:BI:55:ILE:HG12	30:BI:74:PRO:HB3	1.96	0.47
40:BS:4:ILE:HG23	40:BS:106:VAL:HG22	1.96	0.47
40:BS:36:LEU:CD1	40:BS:47:VAL:HG22	2.44	0.47
51:B3:64:TYR:CD2	51:B3:64:TYR:N	2.81	0.47
1:CA:451:A:H61	1:CA:481:G:H5'	1.80	0.47
1:CA:1202:U:C2'	1:CA:1203:C:H5'	2.45	0.47
1:CA:1365:G:H2'	1:CA:1366:C:O4'	2.14	0.47
2:CB:45:LYS:HG3	2:CB:45:LYS:O	2.14	0.47
4:CD:116:GLN:O	4:CD:120:HIS:HB2	2.15	0.47
5:CE:149:SER:HB2	5:CE:152:MET:HG2	1.96	0.47
9:CI:61:LEU:HD23	9:CI:61:LEU:N	2.29	0.47
13:CM:110:LYS:HG2	13:CM:110:LYS:O	2.15	0.47
17:CQ:51:ASN:O	17:CQ:52:GLU:O	2.33	0.47
22:DA:147:C:N4	22:DA:148:U:O4	2.48	0.47
22:DA:371:A:N6	22:DA:402:A:OP2	2.37	0.47
22:DA:483:A:C8	22:DA:484:C:C5	3.03	0.47
22:DA:642:U:O2'	22:DA:644:A:N7	2.33	0.47
22:DA:897:C:H2'	22:DA:898:C:C6	2.49	0.47
22:DA:945:A:C5	22:DA:2448:A:C2	3.03	0.47
22:DA:1096:A:C6	22:DA:1097:U:C5	3.03	0.47
22:DA:1264:A:N7	22:DA:1265:A:C5	2.83	0.47
22:DA:1652:A:OP1	35:DN:8:ARG:NH2	2.47	0.47
22:DA:1864:U:H2'	22:DA:1865:U:H5'	1.97	0.47

*Continued on next page...*

*Continued from previous page...*

Atom-1	Atom-2	Interatomic distance (Å)	Clash overlap (Å)
22:DA:1957:C:O2'	22:DA:1985:C:H1'	2.15	0.47
22:DA:2050:C:C4	22:DA:2051:A:C6	3.03	0.47
22:DA:2199:A:N7	22:DA:2225:A:C6	2.82	0.47
26:DE:193:VAL:O	26:DE:193:VAL:HG12	2.14	0.47
32:DK:34:GLY:O	32:DK:36:GLY:N	2.48	0.47
37:DP:88:ARG:HG2	37:DP:89:ARG:N	2.29	0.47
42:DU:40:ASN:HB3	42:DU:63:ALA:HB3	1.96	0.47
1:AA:35:G:H2'	1:AA:36:C:C6	2.50	0.47
1:AA:54:C:H2'	1:AA:352:C:H41	1.79	0.47
1:AA:71:A:H3'	1:AA:71:A:OP2	2.15	0.47
1:AA:554:A:H5'	12:AL:26:ALA:HB1	1.97	0.47
1:AA:760:G:N7	1:AA:761:G:C8	2.82	0.47
1:AA:854:U:C6	1:AA:871:U:O4	2.68	0.47
1:AA:900:A:N1	1:AA:901:A:C2	2.82	0.47
1:AA:976:G:C2	1:AA:1363:A:N7	2.83	0.47
1:AA:1253:G:H2'	1:AA:1254:A:H8	1.80	0.47
1:AA:1296:C:H5''	1:AA:1297:G:OP2	2.15	0.47
1:AA:1501:C:N3	1:AA:1504:G:C6	2.83	0.47
3:AC:6:HIS:CD2	3:AC:7:PRO:HD2	2.49	0.47
3:AC:36:ASP:OD1	3:AC:59:ARG:NH1	2.47	0.47
7:AG:51:ALA:HB2	7:AG:58:GLU:OE1	2.15	0.47
7:AG:145:ALA:O	7:AG:146:GLU:CB	2.63	0.47
10:AJ:18:ILE:CG2	10:AJ:19:ASP:N	2.78	0.47
10:AJ:67:ILE:O	10:AJ:67:ILE:HG22	2.14	0.47
10:AJ:74:VAL:HG12	10:AJ:75:ASP:N	2.30	0.47
13:AM:6:GLY:C	13:AM:8:ASN:N	2.68	0.47
14:AN:7:LYS:O	14:AN:10:GLU:N	2.47	0.47
15:AO:87:LEU:C	15:AO:89:ARG:H	2.17	0.47
16:AP:3:THR:HG22	16:AP:4:ILE:N	2.29	0.47
16:AP:72:ALA:HA	16:AP:75:ILE:HD12	1.96	0.47
17:AQ:4:LYS:HG3	17:AQ:7:THR:CG2	2.45	0.47
22:BA:4:U:O2	22:BA:2900:A:C2	2.68	0.47
22:BA:36:G:C6	22:BA:37:C:C5	3.02	0.47
22:BA:294:A:N6	22:BA:345:A:C4	2.83	0.47
22:BA:534:U:H5'	38:BQ:42:ALA:HB1	1.95	0.47
22:BA:741:U:P	57:BA:3695:HOH:O	2.72	0.47
22:BA:744:U:O4	22:BA:745:G:C6	2.68	0.47
22:BA:756:A:N6	57:BA:3298:HOH:O	2.46	0.47
22:BA:959:A:C6	22:BA:960:A:C2	3.03	0.47
22:BA:973:A:H5'	22:BA:1188:U:C1'	2.44	0.47
22:BA:975:A:H1'	22:BA:990:A:C2	2.50	0.47

*Continued on next page...*

*Continued from previous page...*

Atom-1	Atom-2	Interatomic distance (Å)	Clash overlap (Å)
22:BA:1026:G:N7	22:BA:1134:A:C8	2.83	0.47
22:BA:1038:G:C2	22:BA:1118:C:C2	3.02	0.47
22:BA:1047:G:N2	22:BA:1110:G:C4	2.83	0.47
22:BA:1085:A:C5	22:BA:1086:A:N6	2.83	0.47
22:BA:1169:A:N1	22:BA:1180:U:O4	2.48	0.47
22:BA:1445:G:C2	22:BA:1446:C:C2	3.03	0.47
22:BA:1680:U:H2'	22:BA:1681:G:O4'	2.15	0.47
22:BA:1687:G:N2	22:BA:1688:U:C2	2.82	0.47
22:BA:1799:G:H4'	22:BA:1800:C:O5'	2.14	0.47
22:BA:1943:U:C2	22:BA:1945:G:O4'	2.68	0.47
22:BA:2070:A:C2	22:BA:2442:C:C2	3.02	0.47
22:BA:2206:C:O2'	22:BA:2207:C:H5'	2.14	0.47
22:BA:2351:G:O2'	22:BA:2366:A:N6	2.45	0.47
22:BA:2531:A:C5	22:BA:2532:G:N7	2.83	0.47
22:BA:2591:C:OP2	24:BC:237:GLY:O	2.33	0.47
22:BA:2667:C:N3	28:BG:110:SER:OG	2.46	0.47
22:BA:2740:A:C6	22:BA:2741:A:C6	3.02	0.47
22:BA:2811:G:OP1	25:BD:62:LYS:HB2	2.15	0.47
25:BD:177:VAL:O	25:BD:177:VAL:CG2	2.61	0.47
27:BF:72:LYS:HD3	27:BF:73:SER:H	1.78	0.47
27:BF:85:ILE:HG13	27:BF:85:ILE:O	2.15	0.47
30:BI:58:VAL:HG12	30:BI:59:ILE:N	2.30	0.47
30:BI:83:ALA:HB1	30:BI:109:ILE:HD13	1.96	0.47
30:BI:122:ILE:O	30:BI:122:ILE:HG22	2.15	0.47
36:BO:48:LEU:N	36:BO:48:LEU:HD23	2.29	0.47
39:BR:37:GLU:HB3	39:BR:53:PHE:CD1	2.49	0.47
40:BS:56:ALA:O	40:BS:59:GLU:N	2.42	0.47
41:BT:2:ILE:HG23	41:BT:4:GLU:CA	2.45	0.47
46:BY:35:GLY:O	46:BY:36:GLN:O	2.31	0.47
1:CA:369:G:OP2	1:CA:388:G:C2	2.68	0.47
1:CA:570:G:N1	1:CA:571:U:C4	2.82	0.47
1:CA:583:A:C8	1:CA:584:G:C8	3.02	0.47
1:CA:779:C:H2'	1:CA:780:A:H5'	1.95	0.47
1:CA:1004:A:C6	1:CA:1005:A:C6	3.02	0.47
1:CA:1160:G:O6	1:CA:1181:G:C6	2.68	0.47
1:CA:1182:G:H4'	1:CA:1183:U:C5'	2.44	0.47
1:CA:1397:C:O2	1:CA:1397:C:O4'	2.32	0.47
1:CA:1411:C:H2'	1:CA:1412:C:H6	1.79	0.47
4:CD:52:GLY:O	4:CD:53:VAL:C	2.53	0.47
5:CE:121:HIS:O	5:CE:122:ASN:HB3	2.15	0.47
9:CI:87:LEU:C	9:CI:89:GLU:H	2.18	0.47

*Continued on next page...*

*Continued from previous page...*

Atom-1	Atom-2	Interatomic distance (Å)	Clash overlap (Å)
13:CM:77:ILE:O	13:CM:81:MET:HG3	2.15	0.47
14:CN:10:GLU:O	14:CN:11:VAL:C	2.53	0.47
14:CN:16:LEU:HD22	14:CN:55:SER:HB3	1.97	0.47
17:CQ:29:VAL:HG22	17:CQ:29:VAL:O	2.13	0.47
22:DA:13:A:N1	22:DA:525:U:H2'	2.29	0.47
22:DA:60:G:HO2'	22:DA:62:U:P	2.29	0.47
22:DA:204:A:C8	22:DA:206:U:C4	3.03	0.47
22:DA:300:A:O2'	22:DA:318:C:O2'	2.08	0.47
22:DA:310:A:HO2'	22:DA:311:A:P	2.29	0.47
22:DA:510:C:OP1	57:DA:3764:HOH:O	2.21	0.47
22:DA:599:A:N3	22:DA:659:G:C2	2.82	0.47
22:DA:1262:A:C6	22:DA:1263:U:N3	2.83	0.47
22:DA:1320:C:N3	22:DA:1333:G:C2	2.83	0.47
22:DA:1432:G:C2	22:DA:1433:A:C4	3.03	0.47
22:DA:1474:U:C4	22:DA:1475:G:N1	2.83	0.47
22:DA:1613:G:C2	22:DA:1617:C:C2	3.03	0.47
22:DA:1651:G:H4'	35:DN:39:PRO:HG2	1.96	0.47
22:DA:1663:G:H5'	22:DA:2687:U:OP1	2.14	0.47
22:DA:1708:C:H2'	22:DA:1709:U:H6	1.79	0.47
22:DA:2020:A:C2	22:DA:2022:U:O4'	2.67	0.47
22:DA:2310:C:C4	27:DF:77:PHE:CE1	3.02	0.47
22:DA:2334:U:O3'	36:DO:13:ARG:HD2	2.15	0.47
22:DA:2409:G:H2'	22:DA:2410:G:O4'	2.15	0.47
22:DA:2532:G:N2	22:DA:2662:A:N1	2.62	0.47
22:DA:2684:U:N3	22:DA:2685:G:C8	2.83	0.47
22:DA:2831:G:OP1	25:DD:56:LYS:HE2	2.14	0.47
24:DC:10:SER:O	24:DC:13:ARG:HB3	2.14	0.47
27:DF:108:VAL:HG11	27:DF:176:PRO:HG2	1.96	0.47
30:DI:97:LYS:N	30:DI:97:LYS:HD2	2.28	0.47
30:DI:117:MET:SD	30:DI:125:MET:HG2	2.55	0.47
31:DJ:59:ALA:O	31:DJ:62:VAL:HG12	2.14	0.47
31:DJ:71:ASP:O	31:DJ:72:LYS:C	2.52	0.47
31:DJ:142:ILE:OXT	31:DJ:142:ILE:HG23	2.13	0.47
32:DK:92:GLU:O	32:DK:93:GLN:CB	2.62	0.47
34:DM:107:GLY:C	34:DM:108:VAL:HG22	2.35	0.47
36:DO:14:ALA:O	36:DO:18:LEU:HD23	2.14	0.47
38:DQ:94:ILE:CD1	39:DR:11:GLN:HB2	2.45	0.47
49:D1:8:LYS:HG3	49:D1:24:THR:HG22	1.97	0.47
52:D4:17:VAL:HG21	52:D4:26:ILE:HD11	1.97	0.47
1:AA:134:G:H2'	1:AA:135:C:O4'	2.13	0.47
1:AA:410:G:C5'	1:AA:411:A:OP1	2.62	0.47

*Continued on next page...*

*Continued from previous page...*

Atom-1	Atom-2	Interatomic distance (Å)	Clash overlap (Å)
1:AA:922:G:H1'	5:AE:24:THR:HG22	1.96	0.47
1:AA:1157:A:C6	1:AA:1180:A:N7	2.83	0.47
1:AA:1241:G:C2	1:AA:1242:G:C8	3.02	0.47
1:AA:1351:U:H2'	1:AA:1352:C:C6	2.50	0.47
1:AA:1442:G:H2'	1:AA:1443:C:O4'	2.14	0.47
2:AB:20:THR:HB	2:AB:37:LYS:O	2.15	0.47
3:AC:22:TRP:CB	3:AC:59:ARG:HG2	2.45	0.47
4:AD:3:ARG:NH2	4:AD:115:ARG:HD3	2.30	0.47
5:AE:16:ILE:HD12	5:AE:36:LEU:HG	1.96	0.47
8:AH:85:ILE:O	8:AH:86:TYR:CD2	2.68	0.47
19:AS:32:ARG:HD3	19:AS:57:HIS:CG	2.50	0.47
22:BA:523:C:O2'	22:BA:524:G:H5'	2.15	0.47
22:BA:580:U:O3'	38:BQ:31:VAL:HG13	2.14	0.47
22:BA:826:U:H2'	22:BA:828:U:O4'	2.15	0.47
22:BA:1467:U:C4	22:BA:1546:G:N2	2.82	0.47
22:BA:1648:U:C4	22:BA:1649:G:N7	2.83	0.47
22:BA:1820:U:O2'	24:BC:158:ALA:O	2.22	0.47
22:BA:1820:U:O2	24:BC:200:HIS:HB3	2.15	0.47
22:BA:1855:U:C5	22:BA:1856:U:C5	3.03	0.47
26:BE:119:ILE:HB	26:BE:187:VAL:CG2	2.45	0.47
27:BF:34:ILE:HG12	27:BF:96:MET:SD	2.54	0.47
34:BM:68:PHE:O	34:BM:69:PRO:O	2.33	0.47
39:BR:49:ILE:CG2	39:BR:52:PRO:C	2.80	0.47
1:CA:75:G:C6	1:CA:76:G:C5	3.03	0.47
1:CA:158:G:C5	1:CA:159:G:N7	2.83	0.47
1:CA:248:C:N4	1:CA:249:U:O4	2.48	0.47
1:CA:438:U:N3	1:CA:494:G:C6	2.83	0.47
1:CA:439:U:H5''	4:CD:121:LYS:HD2	1.96	0.47
1:CA:546:A:P	4:CD:69:GLU:HB2	2.54	0.47
1:CA:1169:A:C6	1:CA:1170:A:C6	3.03	0.47
1:CA:1253:G:C2	1:CA:1285:A:N6	2.83	0.47
1:CA:1491:G:C5	1:CA:1492:A:C6	3.03	0.47
2:CB:71:GLY:O	2:CB:93:ASN:HA	2.14	0.47
2:CB:133:GLU:O	2:CB:137:ARG:HB3	2.14	0.47
9:CI:21:ILE:HA	9:CI:62:ASP:O	2.14	0.47
10:CJ:26:VAL:HG12	10:CJ:27:GLU:N	2.29	0.47
11:CK:107:ILE:HG23	11:CK:107:ILE:O	2.15	0.47
22:DA:223:A:O2'	22:DA:420:C:O2	2.32	0.47
22:DA:294:A:C5	22:DA:345:A:C2	3.02	0.47
22:DA:594:U:H2'	22:DA:595:C:C6	2.49	0.47
22:DA:1082:U:OP1	30:DI:124:ALA:HB1	2.15	0.47

*Continued on next page...*

*Continued from previous page...*

Atom-1	Atom-2	Interatomic distance (Å)	Clash overlap (Å)
22:DA:1827:U:O2'	22:DA:1828:G:H5'	2.15	0.47
22:DA:2615:U:H1'	48:D0:4:GLN:HB3	1.97	0.47
22:DA:2824:C:C4	22:DA:2825:G:C5	3.03	0.47
23:DB:31:C:O2'	23:DB:53:A:N1	2.34	0.47
24:DC:246:THR:C	24:DC:248:TRP:H	2.18	0.47
27:DF:16:LEU:HD11	27:DF:169:LEU:CD1	2.45	0.47
30:DI:80:LEU:HD11	30:DI:133:ALA:CB	2.45	0.47
35:DN:69:ARG:O	35:DN:70:THR:HG23	2.15	0.47
36:DO:79:ALA:HB1	36:DO:113:ALA:HB3	1.97	0.47
49:D1:15:ALA:O	49:D1:17:THR:N	2.48	0.47
1:AA:52:C:H2'	1:AA:53:A:C8	2.49	0.47
1:AA:316:C:C2	1:AA:317:U:H5	2.33	0.47
1:AA:666:G:C6	1:AA:741:G:C6	3.03	0.47
1:AA:771:G:H2'	1:AA:772:U:C6	2.49	0.47
1:AA:791:G:C6	1:AA:792:A:N7	2.83	0.47
1:AA:815:A:N7	1:AA:1509:C:O2'	2.45	0.47
1:AA:934:C:H4'	1:AA:935:A:OP1	2.15	0.47
1:AA:1074:G:N1	1:AA:1075:U:C2	2.83	0.47
1:AA:1107:C:C4	1:AA:1108:G:N7	2.83	0.47
1:AA:1151:A:O2'	1:AA:1152:A:P	2.73	0.47
1:AA:1173:U:H2'	1:AA:1174:G:C8	2.50	0.47
2:AB:68:LEU:CD2	2:AB:92:VAL:HG23	2.45	0.47
3:AC:22:TRP:CZ2	3:AC:32:ASN:HB3	2.50	0.47
6:AF:35:LYS:HD3	6:AF:35:LYS:N	2.30	0.47
12:AL:24:LEU:CB	12:AL:59:ASN:HD22	2.28	0.47
12:AL:44:LYS:CB	12:AL:45:PRO:CD	2.92	0.47
18:AR:62:ALA:HB1	18:AR:67:LEU:HB2	1.96	0.47
18:AR:63:ARG:HB3	18:AR:70:TYR:CZ	2.49	0.47
22:BA:74:A:H5'	22:BA:75:G:O4'	2.15	0.47
22:BA:391:A:H1'	22:BA:411:G:O4'	2.15	0.47
22:BA:1073:A:H2'	22:BA:1074:G:H5''	1.95	0.47
22:BA:1997:C:O2'	22:BA:1998:A:H5'	2.15	0.47
22:BA:2310:C:C5	27:BF:77:PHE:CZ	3.02	0.47
22:BA:2544:G:O2'	22:BA:2545:G:H5'	2.15	0.47
22:BA:2714:G:C2'	22:BA:2715:C:H5'	2.45	0.47
22:BA:2880:C:C2	22:BA:2881:U:C5	3.03	0.47
22:BA:2884:U:O2	48:B0:50:ARG:HD2	2.15	0.47
27:BF:7:TYR:CE1	27:BF:11:GLU:HB2	2.50	0.47
34:BM:72:PRO:HB3	34:BM:92:TRP:CZ3	2.50	0.47
35:BN:108:ALA:HB3	35:BN:110:MET:HE2	1.97	0.47
36:BO:26:LEU:C	36:BO:26:LEU:HD12	2.36	0.47

*Continued on next page...*

*Continued from previous page...*

Atom-1	Atom-2	Interatomic distance (Å)	Clash overlap (Å)
1:CA:32:A:H3'	1:CA:33:A:H8	1.78	0.47
1:CA:108:G:N3	1:CA:108:G:H5'	2.29	0.47
1:CA:212:G:N2	1:CA:213:G:C4	2.83	0.47
1:CA:570:G:C4	1:CA:571:U:C5	3.03	0.47
1:CA:805:C:C2	1:CA:806:C:H5	2.30	0.47
1:CA:815:A:H4'	1:CA:817:C:C4	2.50	0.47
1:CA:1388:C:H2'	1:CA:1389:C:H6	1.80	0.47
2:CB:165:ASP:O	2:CB:169:GLU:HG2	2.14	0.47
3:CC:16:LYS:HA	3:CC:16:LYS:HE3	1.97	0.47
5:CE:15:LEU:C	5:CE:15:LEU:HD12	2.34	0.47
5:CE:42:GLY:O	5:CE:119:GLY:HA3	2.15	0.47
19:CS:40:ILE:HB	19:CS:66:MET:O	2.14	0.47
20:CT:36:TYR:CG	20:CT:37:ALA:N	2.83	0.47
22:DA:334:C:OP1	22:DA:335:C:N4	2.34	0.47
22:DA:448:U:H5''	57:DA:3242:HOH:O	2.14	0.47
22:DA:582:A:OP1	38:DQ:14:HIS:ND1	2.40	0.47
22:DA:661:A:H1'	33:DL:12:SER:O	2.15	0.47
22:DA:993:G:H1'	39:DR:91:GLN:OE1	2.14	0.47
22:DA:1373:A:C5	22:DA:1374:G:H1'	2.49	0.47
22:DA:1677:A:N7	57:DA:3762:HOH:O	2.35	0.47
22:DA:1790:C:C5	22:DA:1828:G:C2	3.03	0.47
22:DA:1906:G:C8	22:DA:1929:G:H2'	2.49	0.47
22:DA:1956:U:O2	22:DA:1985:C:H4'	2.15	0.47
22:DA:2343:U:O2	22:DA:2343:U:H2'	2.15	0.47
22:DA:2470:G:C2	22:DA:2471:A:C8	3.02	0.47
22:DA:2756:U:C4	22:DA:2759:G:O6	2.67	0.47
25:DD:12:THR:HB	37:DP:9:GLU:OE2	2.15	0.47
34:DM:49:ALA:HB2	34:DM:123:LYS:HB2	1.97	0.47
38:DQ:27:ALA:HB1	38:DQ:31:VAL:CG2	2.45	0.47
39:DR:42:ALA:HA	39:DR:46:GLU:HA	1.96	0.47
42:DU:41:LEU:HB3	42:DU:60:GLU:HG2	1.97	0.47
1:AA:715:A:OP1	1:AA:805:C:H1'	2.15	0.47
1:AA:807:A:C5	1:AA:808:C:C5	3.03	0.47
1:AA:906:A:N1	57:AA:1761:HOH:O	2.36	0.47
1:AA:1315:U:O4	1:AA:1316:G:C6	2.67	0.47
1:AA:1489:G:C6	1:AA:1490:U:C4	3.03	0.47
2:AB:118:GLU:HA	2:AB:121:SER:HB2	1.97	0.47
2:AB:161:LEU:HD12	2:AB:181:ILE:HG21	1.96	0.47
4:AD:160:GLU:O	4:AD:162:ALA:N	2.48	0.47
6:AF:16:GLU:OE2	4:CD:188:ARG:CZ	2.63	0.47
6:AF:97:THR:O	6:AF:98:GLU:CG	2.63	0.47

*Continued on next page...*

*Continued from previous page...*

Atom-1	Atom-2	Interatomic distance (Å)	Clash overlap (Å)
8:AH:36:ILE:HD11	8:AH:126:ILE:HG21	1.97	0.47
21:AU:14:VAL:HG13	21:AU:16:LEU:HD21	1.96	0.47
22:BA:15:G:C4	22:BA:16:C:C5	3.03	0.47
22:BA:681:G:C2'	22:BA:682:G:O5'	2.63	0.47
22:BA:1056:G:N2	22:BA:1102:C:C4	2.83	0.47
22:BA:1850:G:C6	22:BA:1851:U:C4	3.03	0.47
22:BA:2725:A:C4	22:BA:2727:A:C8	3.03	0.47
22:BA:2839:G:OP1	35:BN:46:ARG:HD2	2.15	0.47
22:BA:2862:G:H2'	22:BA:2863:C:C6	2.50	0.47
24:BC:212:ARG:HD2	24:BC:216:VAL:O	2.15	0.47
30:BI:84:ALA:HB1	30:BI:101:ILE:HD12	1.97	0.47
38:BQ:24:TYR:O	38:BQ:25:TYR:HB3	2.12	0.47
38:BQ:88:VAL:HG13	39:BR:49:ILE:HD12	1.97	0.47
53:B5:19:LYS:HG2	53:B5:23:ILE:HD11	1.97	0.47
1:CA:3:A:C6	1:CA:629:A:H4'	2.50	0.47
1:CA:38:G:C2	1:CA:397:A:C4	3.03	0.47
1:CA:261:U:OP2	20:CT:71:LYS:HD2	2.15	0.47
1:CA:459:A:H2'	1:CA:460:A:O4'	2.15	0.47
1:CA:535:A:OP1	1:CA:535:A:H3'	2.15	0.47
1:CA:543:U:P	4:CD:14:ARG:HH21	2.38	0.47
1:CA:898:G:O2'	1:CA:900:A:N7	2.37	0.47
1:CA:1309:G:C6	1:CA:1329:A:N1	2.83	0.47
2:CB:60:ILE:O	2:CB:65:GLY:N	2.48	0.47
2:CB:68:LEU:HB3	2:CB:161:LEU:HD12	1.97	0.47
2:CB:163:VAL:HG23	2:CB:185:ALA:HB2	1.96	0.47
18:CR:62:ALA:HB3	18:CR:68:LEU:HD12	1.96	0.47
20:CT:36:TYR:CD1	20:CT:36:TYR:C	2.87	0.47
22:DA:570:G:C4	22:DA:2030:A:N7	2.83	0.47
22:DA:674:G:C1'	26:DE:69:ARG:HD3	2.45	0.47
22:DA:750:A:N3	22:DA:750:A:H2'	2.30	0.47
22:DA:1121:C:C2	22:DA:1122:G:C8	3.03	0.47
22:DA:1334:G:C6	22:DA:1335:C:N3	2.83	0.47
22:DA:1428:C:C4	22:DA:1569:A:H5''	2.50	0.47
22:DA:1613:G:O2'	50:D2:3:ARG:HD2	2.15	0.47
22:DA:2077:A:H1'	22:DA:2435:A:C1'	2.45	0.47
22:DA:2186:G:C6	22:DA:2187:U:C4	3.03	0.47
22:DA:2189:U:H2'	22:DA:2190:G:C5'	2.46	0.47
22:DA:2346:A:H4'	22:DA:2347:C:OP2	2.15	0.47
22:DA:2803:G:H2'	22:DA:2804:U:C6	2.50	0.47
23:DB:38:C:H2'	23:DB:39:A:O4'	2.15	0.47
27:DF:60:ILE:O	27:DF:102:ARG:NH2	2.48	0.47

*Continued on next page...*



*Continued from previous page...*

Atom-1	Atom-2	Interatomic distance (Å)	Clash overlap (Å)
31:DJ:104:ALA:O	31:DJ:108:MET:HG3	2.15	0.47
31:DJ:139:VAL:CG1	31:DJ:140:LEU:N	2.78	0.47
32:DK:77:ILE:HG12	37:DP:72:ARG:HG2	1.96	0.47
33:DL:74:THR:O	33:DL:74:THR:OG1	2.26	0.47
34:DM:67:VAL:HG12	34:DM:100:LYS:HE2	1.96	0.47
46:DY:45:GLN:C	46:DY:47:ARG:N	2.69	0.47
1:AA:110:C:H2'	1:AA:111:G:O4'	2.15	0.46
1:AA:184:G:C6	1:AA:185:U:C4	3.02	0.46
1:AA:429:U:H4'	1:AA:430:A:OP1	2.13	0.46
1:AA:452:A:N7	1:AA:453:G:C4	2.82	0.46
1:AA:559:A:H2'	1:AA:559:A:N3	2.30	0.46
1:AA:648:A:H2'	1:AA:649:A:O4'	2.15	0.46
1:AA:892:A:C2	1:AA:907:A:C4	3.02	0.46
1:AA:1014:A:N7	1:AA:1015:G:C5	2.83	0.46
1:AA:1309:G:OP1	13:AM:87:ARG:NH2	2.48	0.46
7:AG:26:PHE:HB2	7:AG:101:MET:SD	2.55	0.46
7:AG:70:ARG:HG3	7:AG:96:ARG:HG2	1.97	0.46
9:AI:40:GLY:HA2	9:AI:45:ARG:HB2	1.97	0.46
10:AJ:100:ILE:HG13	10:AJ:101:SER:N	2.31	0.46
22:BA:25:U:C2'	22:BA:26:G:H5'	2.44	0.46
22:BA:498:G:C4	22:BA:499:U:C5	3.03	0.46
22:BA:1247:A:C5	22:BA:1249:U:C5	3.04	0.46
22:BA:1435:G:O2'	22:BA:1436:G:H5'	2.16	0.46
22:BA:1439:A:C2	22:BA:1553:A:C5	3.03	0.46
22:BA:1713:A:C6	22:BA:1716:U:H1'	2.50	0.46
22:BA:1824:G:H2'	22:BA:1825:U:O5'	2.15	0.46
22:BA:2065:C:H2'	22:BA:2066:C:C6	2.50	0.46
22:BA:2180:U:H5''	22:BA:2181:U:OP2	2.15	0.46
22:BA:2211:A:O2'	22:BA:2212:A:P	2.73	0.46
22:BA:2214:C:H2'	22:BA:2215:C:O4'	2.14	0.46
22:BA:2340:A:O2'	22:BA:2341:G:H5'	2.15	0.46
22:BA:2560:A:C6	22:BA:2561:U:C4	3.03	0.46
22:BA:2586:U:C2	54:B6:2:THR:HA	2.50	0.46
23:BB:45:A:C6	23:BB:46:A:C5	3.03	0.46
24:BC:182:ARG:NH2	24:BC:266:PHE:HB3	2.30	0.46
26:BE:7:ASP:O	26:BE:9:GLN:N	2.49	0.46
28:BG:10:VAL:HG13	28:BG:10:VAL:O	2.15	0.46
28:BG:176:LYS:O	28:BG:177:LYS:HB2	2.15	0.46
32:BK:99:ILE:CG2	32:BK:119:ALA:HB2	2.44	0.46
34:BM:72:PRO:O	34:BM:73:ILE:HD13	2.15	0.46
47:BZ:8:THR:HG23	47:BZ:34:HIS:O	2.14	0.46

*Continued on next page...*

*Continued from previous page...*

Atom-1	Atom-2	Interatomic distance (Å)	Clash overlap (Å)
53:B5:122:GLY:CA	53:B5:146:VAL:CB	2.94	0.46
1:CA:121:U:O2'	1:CA:122:G:OP1	2.27	0.46
1:CA:441:A:H2'	1:CA:441:A:N3	2.29	0.46
1:CA:549:C:H2'	1:CA:550:G:O4'	2.16	0.46
1:CA:728:A:C8	15:CO:54:ARG:CZ	2.98	0.46
2:CB:15:HIS:O	2:CB:16:PHE:C	2.52	0.46
2:CB:100:MET:HA	2:CB:107:VAL:HG21	1.97	0.46
3:CC:150:LYS:HE3	3:CC:201:TRP:CZ3	2.50	0.46
4:CD:48:LEU:CD2	4:CD:53:VAL:N	2.76	0.46
5:CE:156:LYS:HA	5:CE:159:LYS:NZ	2.29	0.46
9:CI:35:LEU:HD11	9:CI:48:VAL:HG21	1.96	0.46
10:CJ:11:LYS:HE3	10:CJ:71:LEU:HD11	1.97	0.46
22:DA:273:G:H2'	22:DA:274:C:O4'	2.15	0.46
22:DA:607:U:H5	22:DA:619:G:C5	2.33	0.46
22:DA:786:C:H5''	22:DA:1780:A:N7	2.30	0.46
22:DA:1011:G:OP1	38:DQ:75:SER:HB2	2.15	0.46
22:DA:1652:A:C2	22:DA:2006:C:C2	3.03	0.46
22:DA:1720:U:H2'	22:DA:1721:G:O4'	2.15	0.46
22:DA:1799:G:O2'	24:DC:180:GLU:OE2	2.18	0.46
22:DA:2063:C:O2	22:DA:2063:C:H2'	2.14	0.46
22:DA:2095:A:C2	22:DA:2195:U:C2	3.03	0.46
22:DA:2543:G:C2	22:DA:2765:A:C8	3.03	0.46
22:DA:2749:A:OP1	28:DG:2:SER:HB3	2.15	0.46
22:DA:2799:A:O2'	22:DA:2800:A:H5''	2.14	0.46
25:DD:25:THR:HG21	25:DD:193:VAL:HG22	1.97	0.46
26:DE:129:PRO:HB3	26:DE:159:LEU:HB2	1.97	0.46
26:DE:176:ASP:OD1	26:DE:179:SER:OG	2.31	0.46
26:DE:196:VAL:O	26:DE:196:VAL:CG1	2.63	0.46
29:DH:41:LYS:O	29:DH:44:ILE:HG12	2.15	0.46
31:DJ:5:THR:HG23	31:DJ:45:THR:HG21	1.96	0.46
36:DO:92:PHE:HB2	36:DO:117:PHE:CD1	2.49	0.46
37:DP:103:ARG:HG2	37:DP:107:ALA:HB1	1.97	0.46
45:DX:40:VAL:HG23	45:DX:45:ARG:O	2.16	0.46
1:AA:22:G:H2'	1:AA:23:C:H6	1.79	0.46
1:AA:149:A:H1'	1:AA:1446:A:C2	2.50	0.46
1:AA:190:A:C8	1:AA:191:G:C8	3.04	0.46
1:AA:380:G:N2	1:AA:384:G:C5	2.83	0.46
1:AA:420:U:C2'	1:AA:421:U:H5''	2.45	0.46
1:AA:652:U:C5	1:AA:752:G:C4	3.03	0.46
1:AA:880:C:C2'	1:AA:881:G:H5'	2.45	0.46
1:AA:902:G:O2'	1:AA:903:G:H5'	2.15	0.46

*Continued on next page...*

*Continued from previous page...*

Atom-1	Atom-2	Interatomic distance (Å)	Clash overlap (Å)
1:AA:923:A:O4'	1:AA:1398:A:C2	2.68	0.46
1:AA:1088:G:C6	1:AA:1089:G:N7	2.83	0.46
1:AA:1164:G:C2	1:AA:1173:U:O2	2.69	0.46
1:AA:1406:U:C6	1:AA:1407:C:C6	3.03	0.46
1:AA:1444:U:H2'	1:AA:1445:U:C6	2.50	0.46
2:AB:15:HIS:O	2:AB:16:PHE:C	2.54	0.46
2:AB:19:GLN:C	2:AB:38:VAL:HG23	2.36	0.46
3:AC:20:SER:HB3	14:AN:94:PRO:HG3	1.98	0.46
9:AI:50:GLN:C	9:AI:52:LEU:H	2.18	0.46
13:AM:98:ARG:HB2	13:AM:100:GLN:OE1	2.15	0.46
17:AQ:31:HIS:O	17:AQ:33:ILE:N	2.47	0.46
21:AU:14:VAL:HG13	21:AU:16:LEU:CD2	2.46	0.46
22:BA:116:C:H2'	22:BA:117:G:O4'	2.15	0.46
22:BA:198:C:O5'	22:BA:198:C:H6	1.98	0.46
22:BA:447:A:C2	22:BA:473:G:C8	3.04	0.46
22:BA:498:G:C2	22:BA:499:U:C5	3.03	0.46
22:BA:694:U:N3	22:BA:695:G:N7	2.62	0.46
22:BA:697:G:H2'	22:BA:698:C:H6	1.79	0.46
22:BA:699:A:C8	22:BA:734:A:C5	3.03	0.46
22:BA:839:U:O2'	22:BA:1191:G:H1'	2.14	0.46
22:BA:858:G:N3	22:BA:2268:A:N3	2.64	0.46
22:BA:1482:G:H1'	22:BA:1509:A:H61	1.80	0.46
22:BA:1579:A:H2'	22:BA:1580:A:C8	2.50	0.46
22:BA:1833:C:C4	22:BA:1834:U:C5	3.03	0.46
22:BA:1941:C:C6	22:BA:1965:C:C2	3.03	0.46
22:BA:2190:G:C2	22:BA:2191:A:C4	3.03	0.46
22:BA:2547:A:C8	22:BA:2566:A:C5	3.02	0.46
22:BA:2672:U:C2'	22:BA:2673:G:O5'	2.63	0.46
22:BA:2673:G:C2	22:BA:2674:G:C8	3.03	0.46
24:BC:237:GLY:O	24:BC:238:ARG:HB2	2.14	0.46
27:BF:72:LYS:HD3	27:BF:73:SER:N	2.30	0.46
30:BI:116:ASP:O	30:BI:117:MET:CB	2.62	0.46
31:BJ:62:VAL:HG22	31:BJ:63:ALA:N	2.31	0.46
31:BJ:77:HIS:HA	31:BJ:83:GLY:O	2.15	0.46
31:BJ:114:LEU:O	31:BJ:118:MET:HG3	2.14	0.46
32:BK:2:ILE:HG23	32:BK:6:THR:CG2	2.44	0.46
33:BL:14:LYS:O	33:BL:15:ALA:C	2.53	0.46
38:BQ:21:ALA:O	38:BQ:24:TYR:HB2	2.15	0.46
42:BU:12:ILE:HG21	42:BU:80:ALA:HB2	1.96	0.46
1:CA:106:C:C2'	1:CA:107:G:H5'	2.45	0.46
1:CA:222:C:O2	1:CA:223:A:C8	2.68	0.46

*Continued on next page...*

*Continued from previous page...*

Atom-1	Atom-2	Interatomic distance (Å)	Clash overlap (Å)
1:CA:577:G:N3	1:CA:578:C:C6	2.83	0.46
1:CA:644:U:H2'	1:CA:645:G:O4'	2.15	0.46
1:CA:829:G:C6	1:CA:858:G:N2	2.82	0.46
1:CA:1255:G:C6	1:CA:1279:G:N7	2.83	0.46
1:CA:1299:A:O2'	1:CA:1301:U:O4'	2.31	0.46
1:CA:1302:C:C4	13:CM:17:ILE:HD13	2.50	0.46
5:CE:76:LEU:H	5:CE:76:LEU:HD12	1.80	0.46
12:CL:102:LEU:N	12:CL:102:LEU:HD12	2.30	0.46
19:CS:15:LEU:HA	19:CS:18:LYS:HD2	1.97	0.46
22:DA:21:A:C2	22:DA:520:G:C2	3.03	0.46
22:DA:36:G:C2'	22:DA:450:G:HO2'	2.27	0.46
22:DA:289:G:H2'	22:DA:290:U:O4'	2.14	0.46
22:DA:498:G:C6	22:DA:499:U:C4	3.04	0.46
22:DA:1509:A:HO2'	22:DA:1510:G:P	2.38	0.46
22:DA:1609:A:O2'	22:DA:1610:A:H5'	2.15	0.46
22:DA:2715:C:N4	22:DA:2716:C:N4	2.63	0.46
22:DA:2865:U:H3'	22:DA:2866:U:H2'	1.97	0.46
23:DB:4:C:C2	23:DB:117:G:C2	3.03	0.46
23:DB:66:A:H4'	23:DB:67:G:OP1	2.14	0.46
24:DC:25:HIS:N	24:DC:81:LEU:O	2.46	0.46
30:DI:10:LYS:HB2	30:DI:56:PRO:HB3	1.97	0.46
31:DJ:75:TYR:HB3	31:DJ:84:ILE:HD11	1.98	0.46
41:DT:23:ALA:O	41:DT:27:SER:N	2.46	0.46
41:DT:29:THR:HG23	41:DT:85:VAL:C	2.35	0.46
1:AA:394:G:C6	1:AA:395:C:C4	3.03	0.46
1:AA:417:G:N2	1:AA:540:G:O2'	2.48	0.46
1:AA:568:G:C4	1:AA:569:C:H5	2.33	0.46
1:AA:898:G:N2	1:AA:901:A:OP2	2.49	0.46
1:AA:972:C:OP2	1:AA:1366:C:H5''	2.15	0.46
1:AA:1079:G:N2	1:AA:1080:A:N1	2.64	0.46
1:AA:1468:A:O2'	1:AA:1469:C:H5'	2.15	0.46
2:AB:51:ASN:O	2:AB:52:GLU:CB	2.64	0.46
2:AB:72:THR:O	2:AB:73:LYS:CB	2.63	0.46
3:AC:59:ARG:HA	3:AC:63:SER:O	2.15	0.46
4:AD:23:SER:HB2	4:AD:110:THR:HB	1.96	0.46
8:AH:80:ARG:HB2	8:AH:81:PRO:HD2	1.96	0.46
14:AN:46:LEU:O	14:AN:48:LEU:N	2.49	0.46
22:BA:37:C:H4'	22:BA:451:U:OP1	2.15	0.46
22:BA:468:G:O6	22:BA:469:G:C2	2.68	0.46
22:BA:630:G:C3'	22:BA:631:A:H5''	2.46	0.46
22:BA:954:G:C5	22:BA:955:U:C5	3.04	0.46

*Continued on next page...*

*Continued from previous page...*

Atom-1	Atom-2	Interatomic distance (Å)	Clash overlap (Å)
22:BA:970:U:O2'	22:BA:971:G:H5'	2.15	0.46
22:BA:1059:G:H3'	22:BA:1060:U:H2'	1.97	0.46
22:BA:1074:G:H2'	22:BA:1075:C:H5'	1.96	0.46
22:BA:1153:C:OP1	38:BQ:92:ARG:NH1	2.48	0.46
22:BA:1289:C:H2'	22:BA:1290:C:H6	1.80	0.46
22:BA:1344:U:H1'	22:BA:1384:A:H2'	1.97	0.46
22:BA:1489:C:N3	22:BA:1501:G:C2	2.83	0.46
22:BA:1798:U:H5'	24:BC:257:THR:OG1	2.16	0.46
22:BA:2388:A:H5'	22:BA:2389:G:OP2	2.15	0.46
22:BA:2547:A:H4'	32:BK:29:HIS:CE1	2.51	0.46
27:BF:108:VAL:N	27:BF:109:PRO:CD	2.78	0.46
29:BH:132:PHE:CD2	29:BH:142:VAL:CG2	2.99	0.46
30:BI:64:ASP:O	30:BI:66:SER:N	2.48	0.46
32:BK:43:ILE:HG22	32:BK:54:LYS:HA	1.96	0.46
33:BL:77:ILE:HG22	33:BL:78:ARG:N	2.31	0.46
45:BX:7:VAL:HG23	45:BX:51:VAL:HG12	1.97	0.46
48:B0:34:SER:OG	48:B0:36:GLU:HG2	2.14	0.46
1:CA:756:C:C2'	1:CA:757:U:H5'	2.45	0.46
1:CA:949:A:C2	1:CA:1233:G:N3	2.84	0.46
1:CA:1007:U:H2'	1:CA:1008:U:C5'	2.45	0.46
1:CA:1108:G:H5''	3:CC:176:HIS:CD2	2.50	0.46
4:CD:61:VAL:HG12	4:CD:62:ARG:N	2.29	0.46
4:CD:173:VAL:HG13	4:CD:174:ASP:N	2.30	0.46
14:CN:31:ILE:HG22	14:CN:32:SER:N	2.30	0.46
22:DA:24:G:N2	22:DA:516:C:O2	2.47	0.46
22:DA:82:U:O2	22:DA:83:A:C8	2.69	0.46
22:DA:208:C:H2'	22:DA:209:C:C6	2.50	0.46
22:DA:306:U:C5	22:DA:307:G:N7	2.84	0.46
22:DA:327:G:N2	42:DU:68:SER:HB2	2.29	0.46
22:DA:491:G:C6	22:DA:492:A:C6	3.03	0.46
22:DA:527:C:OP1	57:DA:3245:HOH:O	2.20	0.46
22:DA:600:G:H2'	22:DA:601:C:C6	2.49	0.46
22:DA:770:G:H1'	22:DA:1379:U:C4	2.51	0.46
22:DA:1410:G:H2'	22:DA:1411:U:C6	2.50	0.46
22:DA:1438:U:C5	22:DA:1552:A:C2	3.03	0.46
22:DA:2087:G:C2	22:DA:2233:U:O2	2.68	0.46
22:DA:2842:G:C2	22:DA:2843:G:H1'	2.51	0.46
26:DE:52:VAL:HG11	26:DE:81:GLY:HA3	1.97	0.46
28:DG:149:ARG:HD3	28:DG:164:TYR:CZ	2.51	0.46
31:DJ:74:TYR:CD1	31:DJ:92:MET:HG3	2.50	0.46
1:AA:13:U:N3	1:AA:916:U:O4	2.48	0.46

*Continued on next page...*

*Continued from previous page...*

Atom-1	Atom-2	Interatomic distance (Å)	Clash overlap (Å)
1:AA:90:C:O2'	1:AA:91:U:P	2.73	0.46
1:AA:109:A:H3'	1:AA:110:C:H5'	1.98	0.46
1:AA:213:G:N7	1:AA:214:C:C4	2.84	0.46
1:AA:635:A:H2'	1:AA:636:U:C6	2.50	0.46
1:AA:900:A:C6	1:AA:901:A:N1	2.84	0.46
1:AA:1504:G:H4'	1:AA:1505:G:C4	2.51	0.46
2:AB:41:ILE:HG12	2:AB:42:ASN:N	2.29	0.46
2:AB:147:SER:O	2:AB:148:LEU:HG	2.16	0.46
3:AC:7:PRO:O	3:AC:10:ILE:HG22	2.16	0.46
4:AD:163:GLU:OE2	4:AD:164:GLN:N	2.48	0.46
9:AI:125:PRO:O	9:AI:126:GLN:C	2.52	0.46
12:AL:57:LEU:HB2	12:AL:61:PHE:O	2.16	0.46
22:BA:27:G:N3	22:BA:512:G:N2	2.63	0.46
22:BA:94:A:H2'	22:BA:95:A:C8	2.50	0.46
22:BA:224:U:C2'	22:BA:225:C:O5'	2.64	0.46
22:BA:368:A:C5	22:BA:369:U:C5	3.04	0.46
22:BA:915:C:C2'	22:BA:916:G:H5'	2.45	0.46
22:BA:1073:A:N7	22:BA:1074:G:C8	2.82	0.46
22:BA:1075:C:H2'	22:BA:1076:C:C2	2.51	0.46
22:BA:1660:G:H2'	22:BA:1661:G:H8	1.81	0.46
22:BA:1742:U:C2'	22:BA:1743:G:O5'	2.63	0.46
22:BA:1796:U:H2'	22:BA:1797:G:C8	2.50	0.46
22:BA:1917:U:O2	22:BA:1918:A:O4'	2.33	0.46
22:BA:1985:C:N3	22:BA:1986:C:C5	2.83	0.46
22:BA:2139:U:C2	22:BA:2140:G:C8	3.03	0.46
22:BA:2540:C:O2'	22:BA:2541:A:H5'	2.16	0.46
22:BA:2618:G:C6	22:BA:2619:C:C4	3.03	0.46
22:BA:2665:A:C2	22:BA:2666:C:C2	3.04	0.46
23:BB:37:C:C6	23:BB:38:C:C5	3.03	0.46
24:BC:130:LEU:HD23	24:BC:130:LEU:N	2.30	0.46
26:BE:147:LEU:HG	26:BE:149:ILE:HG22	1.97	0.46
29:BH:80:ILE:HG21	29:BH:94:ILE:CG1	2.45	0.46
32:BK:110:GLU:HA	32:BK:110:GLU:OE2	2.14	0.46
39:BR:51:VAL:HG23	39:BR:52:PRO:CD	2.42	0.46
43:BV:48:MET:SD	43:BV:85:LYS:HA	2.56	0.46
53:B5:24:ASP:CB	53:B5:185:LYS:O	2.63	0.46
1:CA:68:G:C6	1:CA:69:G:H1'	2.49	0.46
1:CA:456:A:C2	1:CA:477:C:C2	3.03	0.46
1:CA:627:G:H2'	1:CA:628:G:O4'	2.15	0.46
1:CA:1101:A:N6	2:CB:102:THR:HG21	2.26	0.46
1:CA:1298:U:H4'	1:CA:1299:A:C4	2.50	0.46

*Continued on next page...*

*Continued from previous page...*

Atom-1	Atom-2	Interatomic distance (Å)	Clash overlap (Å)
1:CA:1417:G:N2	1:CA:1484:C:C4	2.84	0.46
3:CC:39:VAL:HG12	3:CC:94:ILE:HD12	1.98	0.46
4:CD:34:ILE:O	4:CD:35:GLU:CB	2.64	0.46
4:CD:196:ASN:O	4:CD:197:GLU:C	2.53	0.46
5:CE:150:PRO:C	5:CE:152:MET:H	2.18	0.46
6:CF:64:VAL:CG1	6:CF:65:GLU:N	2.79	0.46
7:CG:33:ASP:HB3	7:CG:35:LYS:HE3	1.98	0.46
7:CG:42:ILE:HG21	7:CG:116:MET:CG	2.46	0.46
17:CQ:19:LYS:HD3	17:CQ:49:GLU:HA	1.96	0.46
19:CS:36:ARG:HA	19:CS:71:LEU:HB2	1.97	0.46
22:DA:190:A:C6	22:DA:191:A:C2	3.04	0.46
22:DA:235:U:C4	22:DA:236:C:C5	3.03	0.46
22:DA:300:A:O5'	42:DU:82:ARG:NH1	2.48	0.46
22:DA:496:G:C6	22:DA:497:A:C4	3.04	0.46
22:DA:1644:C:O2	22:DA:1644:C:C2'	2.63	0.46
22:DA:1816:C:H5''	24:DC:62:TYR:CE2	2.50	0.46
22:DA:1819:A:N3	24:DC:178:SER:HB2	2.31	0.46
22:DA:2547:A:C8	22:DA:2566:A:C8	3.03	0.46
22:DA:2780:G:O6	31:DJ:102:GLU:OE2	2.33	0.46
25:DD:121:THR:HB	25:DD:127:PHE:CD1	2.51	0.46
25:DD:166:GLY:O	25:DD:167:ASN:HB3	2.16	0.46
30:DI:62:TYR:HB3	30:DI:64:ASP:H	1.80	0.46
35:DN:54:LEU:HD23	35:DN:66:ALA:HB2	1.98	0.46
35:DN:82:GLU:O	35:DN:86:ARG:HB2	2.16	0.46
35:DN:87:PHE:HD1	35:DN:90:ARG:HD2	1.80	0.46
39:DR:82:HIS:O	39:DR:82:HIS:CG	2.69	0.46
1:AA:154:U:C2	1:AA:168:G:N2	2.84	0.46
1:AA:159:G:H5'	1:AA:160:A:OP2	2.16	0.46
1:AA:513:C:N3	1:AA:539:A:C2	2.83	0.46
1:AA:542:G:N1	1:AA:543:U:C4	2.84	0.46
1:AA:626:G:O2'	1:AA:627:G:H5'	2.15	0.46
1:AA:836:G:C5	1:AA:851:G:C6	3.04	0.46
1:AA:889:A:O3'	1:AA:890:G:H4'	2.15	0.46
1:AA:1329:A:C2'	1:AA:1330:U:H5'	2.45	0.46
1:AA:1337:G:H5''	1:AA:1338:G:OP1	2.16	0.46
1:AA:1385:G:H2'	1:AA:1386:G:C5'	2.45	0.46
2:AB:64:LYS:C	2:AB:64:LYS:HD3	2.35	0.46
6:AF:25:TYR:O	6:AF:28:ALA:HB3	2.15	0.46
16:AP:43:ALA:O	16:AP:44:SER:OG	2.21	0.46
20:AT:80:THR:O	20:AT:83:ILE:HG13	2.16	0.46
21:AU:40:LYS:N	21:AU:41:PRO:HD2	2.30	0.46

*Continued on next page...*

*Continued from previous page...*

Atom-1	Atom-2	Interatomic distance (Å)	Clash overlap (Å)
22:BA:120:U:OP2	57:BA:3214:HOH:O	2.21	0.46
22:BA:1199:U:H2'	22:BA:1200:C:C6	2.50	0.46
22:BA:1507:C:C4	22:BA:1508:A:C2	3.04	0.46
22:BA:1650:A:N6	57:BA:3800:HOH:O	2.48	0.46
22:BA:1651:G:C2	22:BA:1652:A:C4	3.04	0.46
22:BA:1889:A:H2'	22:BA:1890:A:H8	1.81	0.46
22:BA:2409:G:H2'	22:BA:2410:G:O4'	2.15	0.46
22:BA:2887:A:C8	22:BA:2887:A:OP2	2.68	0.46
26:BE:97:ASN:O	26:BE:98:LYS:C	2.54	0.46
26:BE:158:PHE:O	26:BE:161:ALA:HB3	2.16	0.46
29:BH:37:VAL:CG2	29:BH:38:PRO:HD2	2.45	0.46
33:BL:74:THR:HA	33:BL:107:PHE:O	2.16	0.46
35:BN:66:ALA:O	35:BN:69:ARG:O	2.34	0.46
49:B1:11:LEU:N	49:B1:11:LEU:CD2	2.79	0.46
52:B4:30:GLU:HG3	52:B4:33:HIS:CD2	2.49	0.46
1:CA:13:U:O2'	1:CA:14:U:H5'	2.16	0.46
1:CA:76:G:C2	1:CA:95:C:N3	2.82	0.46
1:CA:179:A:H2'	1:CA:180:U:C6	2.51	0.46
1:CA:391:G:C2	1:CA:392:C:H1'	2.51	0.46
1:CA:411:A:OP1	4:CD:26:ARG:NH2	2.49	0.46
4:CD:117:LEU:HB3	4:CD:123:ILE:HD11	1.98	0.46
6:CF:13:ASP:C	6:CF:15:SER:H	2.18	0.46
12:CL:114:ARG:HB3	12:CL:119:VAL:HB	1.97	0.46
13:CM:85:CYS:HB3	19:CS:74:PHE:CZ	2.50	0.46
15:CO:3:LEU:HD13	15:CO:35:GLN:HG2	1.96	0.46
21:CU:9:ASN:N	21:CU:12:PHE:HE2	2.13	0.46
22:DA:104:A:O5'	22:DA:104:A:H8	1.98	0.46
22:DA:199:A:N6	22:DA:2434:A:C5	2.84	0.46
22:DA:281:C:H2'	22:DA:282:A:H8	1.80	0.46
22:DA:526:A:OP1	57:DA:3246:HOH:O	2.21	0.46
22:DA:692:C:O2	22:DA:693:A:C8	2.69	0.46
22:DA:1606:C:O2'	22:DA:1607:C:P	2.73	0.46
22:DA:1651:G:C2	22:DA:2007:U:O2	2.68	0.46
22:DA:2020:A:C6	22:DA:2022:U:C2	3.04	0.46
22:DA:2201:G:H2'	22:DA:2202:U:H6	1.79	0.46
22:DA:2461:A:H1'	22:DA:2492:U:C2	2.50	0.46
22:DA:2651:C:O2'	22:DA:2652:C:H5'	2.15	0.46
22:DA:2690:U:C4	22:DA:2873:A:N1	2.83	0.46
24:DC:75:PRO:HB2	24:DC:97:LYS:CG	2.45	0.46
40:DS:26:GLY:N	40:DS:71:VAL:O	2.48	0.46
50:D2:34:ARG:CB	50:D2:42:LEU:HD13	2.45	0.46

*Continued on next page...*



*Continued from previous page...*

Atom-1	Atom-2	Interatomic distance (Å)	Clash overlap (Å)
1:AA:205:A:H2'	1:AA:205:A:N3	2.31	0.46
1:AA:277:C:C2'	1:AA:278:G:H5'	2.44	0.46
1:AA:927:G:C6	1:AA:1391:U:C2	3.04	0.46
1:AA:949:A:O2'	1:AA:950:U:H5'	2.16	0.46
1:AA:1152:A:H5'	10:AJ:15:HIS:CD2	2.50	0.46
3:AC:184:TYR:O	3:AC:185:ASN:ND2	2.49	0.46
4:AD:58:LYS:HG2	4:AD:203:LEU:CD2	2.45	0.46
7:AG:95:ARG:O	7:AG:96:ARG:C	2.54	0.46
13:AM:77:ILE:HA	13:AM:80:LEU:HD12	1.97	0.46
15:AO:39:LEU:HD23	15:AO:56:LEU:HD13	1.97	0.46
17:AQ:10:GLY:HA3	17:AQ:24:ALA:O	2.15	0.46
22:BA:429:A:C5	22:BA:430:A:C6	3.04	0.46
22:BA:640:C:H2'	22:BA:641:U:C6	2.50	0.46
22:BA:997:G:H2'	22:BA:998:C:H6	1.81	0.46
22:BA:1107:G:C4	22:BA:1108:U:C6	3.03	0.46
22:BA:1126:A:H4'	22:BA:1127:A:O5'	2.16	0.46
22:BA:1754:A:N6	22:BA:1755:A:N6	2.63	0.46
22:BA:1873:G:N2	22:BA:1874:C:C2	2.84	0.46
22:BA:1906:G:C2'	22:BA:1907:G:O5'	2.64	0.46
22:BA:1967:C:C2'	22:BA:1968:G:H5'	2.46	0.46
22:BA:2156:G:N7	22:BA:2157:G:C6	2.84	0.46
22:BA:2187:U:H2'	22:BA:2188:U:C6	2.51	0.46
22:BA:2305:U:H2'	22:BA:2306:C:C6	2.50	0.46
22:BA:2383:G:C5	22:BA:2384:U:C5	3.03	0.46
22:BA:2395:C:H2'	22:BA:2396:G:O4'	2.14	0.46
22:BA:2563:U:C1'	22:BA:2566:A:N6	2.79	0.46
22:BA:2852:G:H2'	22:BA:2853:C:O4'	2.16	0.46
23:BB:78:A:C2	23:BB:99:A:C4	3.03	0.46
25:BD:142:VAL:HB	25:BD:143:PRO:HD3	1.96	0.46
27:BF:16:LEU:HA	27:BF:19:GLU:HB2	1.97	0.46
28:BG:91:GLY:HA3	28:BG:160:LYS:HG2	1.97	0.46
32:BK:79:PHE:CE2	37:BP:70:VAL:HG22	2.51	0.46
35:BN:10:LEU:O	35:BN:12:ARG:HG3	2.16	0.46
50:B2:43:THR:O	50:B2:44:VAL:CG1	2.64	0.46
1:CA:73:C:HO2'	1:CA:74:A:C5'	2.28	0.46
1:CA:422:C:H1'	1:CA:423:G:N2	2.30	0.46
1:CA:437:U:C4	1:CA:438:U:H5	2.32	0.46
1:CA:442:G:C2	1:CA:443:C:C2	3.03	0.46
1:CA:464:U:C2	1:CA:466:A:OP2	2.69	0.46
1:CA:476:U:O2'	1:CA:477:C:H5'	2.16	0.46
1:CA:502:A:C2	1:CA:544:G:C2	3.04	0.46

*Continued on next page...*

*Continued from previous page...*

Atom-1	Atom-2	Interatomic distance (Å)	Clash overlap (Å)
1:CA:970:C:OP1	10:CJ:59:LYS:NZ	2.40	0.46
1:CA:1456:A:H2'	1:CA:1457:G:O4'	2.15	0.46
2:CB:50:PHE:HB2	2:CB:213:TYR:OH	2.14	0.46
8:CH:31:LYS:HA	8:CH:31:LYS:HE3	1.97	0.46
18:CR:54:GLN:O	18:CR:57:ARG:HB3	2.16	0.46
22:DA:160:A:C6	22:DA:161:A:C6	3.03	0.46
22:DA:583:G:C5	22:DA:584:C:C5	3.04	0.46
22:DA:646:U:H3'	22:DA:647:G:C4'	2.46	0.46
22:DA:676:A:H5''	22:DA:677:A:OP2	2.15	0.46
22:DA:1070:A:O2'	22:DA:1098:A:OP2	2.33	0.46
22:DA:1071:G:O2'	22:DA:1072:C:O4'	2.31	0.46
22:DA:1490:A:H2'	22:DA:1490:A:N3	2.31	0.46
22:DA:1847:A:C2'	22:DA:1848:A:OP2	2.63	0.46
22:DA:1980:G:C2	22:DA:1982:U:C4	3.04	0.46
22:DA:2131:U:H1'	22:DA:2158:A:H61	1.80	0.46
22:DA:2282:G:C4	22:DA:2425:A:N6	2.84	0.46
22:DA:2345:G:C6	22:DA:2381:A:C6	3.03	0.46
22:DA:2665:A:N3	22:DA:2665:A:H2'	2.31	0.46
22:DA:2721:A:H2'	22:DA:2722:G:C8	2.50	0.46
22:DA:2807:U:O2	22:DA:2892:G:C2	2.69	0.46
26:DE:49:ARG:O	26:DE:74:LYS:HD2	2.15	0.46
29:DH:34:GLY:O	29:DH:35:LYS:CG	2.64	0.46
45:DX:30:LEU:HD13	45:DX:31:PRO:HD2	1.98	0.46
51:D3:7:VAL:O	51:D3:10:ALA:HB3	2.15	0.46
1:AA:91:U:C4	1:AA:92:U:C2	3.03	0.46
1:AA:131:A:H2'	1:AA:132:C:H6	1.80	0.46
1:AA:858:G:O6	1:AA:869:G:C8	2.69	0.46
1:AA:953:G:H2'	1:AA:954:G:O4'	2.16	0.46
1:AA:1250:A:H2'	1:AA:1251:A:C8	2.50	0.46
1:AA:1368:A:OP2	9:AI:114:LYS:CD	2.64	0.46
2:AB:56:GLU:HA	2:AB:59:LYS:CB	2.46	0.46
2:AB:63:ARG:O	2:AB:64:LYS:CB	2.63	0.46
3:AC:123:GLN:O	3:AC:126:ARG:HB2	2.15	0.46
8:AH:11:LEU:HD12	8:AH:77:ARG:HG2	1.97	0.46
8:AH:20:ALA:O	8:AH:21:ASN:C	2.54	0.46
8:AH:93:PRO:HG3	8:AH:125:ILE:HD12	1.98	0.46
9:AI:120:LYS:HG3	9:AI:123:ARG:HB3	1.96	0.46
10:AJ:51:VAL:HB	14:AN:81:ARG:HB3	1.98	0.46
11:AK:51:GLY:O	11:AK:52:PHE:O	2.34	0.46
11:AK:110:ILE:HG22	21:AU:17:ARG:CZ	2.45	0.46
15:AO:85:LEU:HD13	15:AO:85:LEU:HA	1.81	0.46

*Continued on next page...*

*Continued from previous page...*

Atom-1	Atom-2	Interatomic distance (Å)	Clash overlap (Å)
17:AQ:61:ILE:CG2	17:AQ:73:TRP:CE3	2.99	0.46
18:AR:47:THR:OG1	18:AR:48:ARG:N	2.49	0.46
20:AT:44:LYS:CD	20:AT:87:ALA:HA	2.46	0.46
21:AU:20:LYS:HB3	21:AU:21:ARG:NH1	2.31	0.46
22:BA:481:G:C2	22:BA:507:A:C4	3.04	0.46
22:BA:744:U:C4	22:BA:745:G:C5	3.03	0.46
22:BA:760:G:H2'	22:BA:761:A:O4'	2.15	0.46
22:BA:819:A:H2'	22:BA:820:A:H5'	1.97	0.46
22:BA:1169:A:C2	22:BA:1181:U:O2	2.69	0.46
22:BA:1624:U:H2'	22:BA:1625:C:H6	1.81	0.46
22:BA:1717:A:C5	22:BA:1718:G:C8	3.04	0.46
22:BA:1850:G:C5	22:BA:1851:U:C4	3.04	0.46
22:BA:2204:G:H4'	24:BC:150:LYS:HG3	1.97	0.46
22:BA:2243:U:OP1	57:BA:3743:HOH:O	2.21	0.46
22:BA:2262:U:P	44:BW:19:LYS:HE2	2.55	0.46
22:BA:2470:G:C2	22:BA:2471:A:C5	3.03	0.46
22:BA:2880:C:N3	22:BA:2881:U:C5	2.84	0.46
23:BB:54:G:H21	27:BF:26:MET:CE	2.28	0.46
23:BB:66:A:C2	23:BB:108:A:C6	3.03	0.46
24:BC:251:GLN:HG3	24:BC:252:THR:O	2.16	0.46
28:BG:9:VAL:HG13	28:BG:50:LEU:HB2	1.98	0.46
29:BH:90:LEU:HD23	29:BH:93:SER:HA	1.97	0.46
32:BK:20:MET:HG3	32:BK:21:CYS:N	2.31	0.46
38:BQ:6:ARG:O	38:BQ:8:VAL:N	2.48	0.46
42:BU:65:ILE:HG12	42:BU:66:GLN:N	2.31	0.46
43:BV:4:ILE:HB	43:BV:63:ILE:HG12	1.98	0.46
48:B0:53:LYS:HE2	48:B0:56:ALA:HA	1.97	0.46
53:B5:102:GLN:HA	53:B5:105:LEU:CB	2.45	0.46
1:CA:92:U:C4	1:CA:93:U:O4	2.68	0.46
1:CA:505:G:H4'	1:CA:534:U:N3	2.31	0.46
1:CA:734:G:C6	1:CA:735:C:C4	3.04	0.46
1:CA:747:A:C6	1:CA:748:G:C6	3.04	0.46
1:CA:774:G:C6	1:CA:775:G:C5	3.03	0.46
1:CA:862:C:N3	1:CA:863:U:C5	2.84	0.46
1:CA:972:C:O2	10:CJ:57:VAL:HG23	2.15	0.46
1:CA:1095:U:P	57:CA:1853:HOH:O	2.73	0.46
1:CA:1195:C:C2	1:CA:1197:A:C8	3.04	0.46
1:CA:1532:U:N3	1:CA:1533:C:C5	2.84	0.46
3:CC:56:VAL:C	3:CC:57:ILE:HD12	2.35	0.46
10:CJ:15:HIS:HB3	10:CJ:70:HIS:CD2	2.51	0.46
14:CN:64:CYS:SG	14:CN:79:LEU:HD23	2.56	0.46

*Continued on next page...*

*Continued from previous page...*

Atom-1	Atom-2	Interatomic distance (Å)	Clash overlap (Å)
22:DA:46:G:N1	22:DA:47:C:C5	2.84	0.46
22:DA:53:A:N7	22:DA:54:G:N7	2.63	0.46
22:DA:591:U:HO2'	51:D3:2:PRO:N	2.12	0.46
22:DA:612:G:O2'	22:DA:613:A:C8	2.69	0.46
22:DA:621:A:H2'	22:DA:622:G:O4'	2.16	0.46
22:DA:708:G:C2	22:DA:724:U:H1'	2.51	0.46
22:DA:826:U:O2'	33:DL:53:GLY:HA3	2.16	0.46
22:DA:1118:C:N4	22:DA:1119:U:C4	2.84	0.46
22:DA:1180:U:H5'	22:DA:1181:U:OP2	2.16	0.46
22:DA:1378:A:C2'	22:DA:1380:G:N7	2.77	0.46
22:DA:1409:U:H2'	22:DA:1410:G:O4'	2.16	0.46
22:DA:1479:G:H2'	22:DA:1480:C:O4'	2.15	0.46
22:DA:1566:A:C2	24:DC:213:TRP:CG	3.04	0.46
22:DA:2052:A:OP1	25:DD:146:ILE:HG12	2.16	0.46
22:DA:2136:G:C2	22:DA:2156:G:H1'	2.51	0.46
22:DA:2223:G:C2'	22:DA:2224:G:H5'	2.45	0.46
22:DA:2609:U:C3'	22:DA:2610:C:H5'	2.46	0.46
22:DA:2706:A:C2	22:DA:2707:U:C2	3.04	0.46
27:DF:16:LEU:HD11	27:DF:169:LEU:HD13	1.98	0.46
29:DH:60:GLU:HA	29:DH:60:GLU:OE2	2.15	0.46
30:DI:22:PRO:HD2	30:DI:23:PRO:HD2	1.97	0.46
30:DI:71:THR:C	30:DI:72:LYS:HD3	2.36	0.46
31:DJ:130:HIS:CE1	31:DJ:137:PRO:HG3	2.50	0.46
40:DS:47:VAL:HB	40:DS:103:ILE:HG21	1.97	0.46
1:AA:148:G:O2'	1:AA:149:A:OP1	2.28	0.46
1:AA:246:A:H4'	1:AA:247:G:OP1	2.16	0.46
1:AA:291:U:H2'	1:AA:292:G:O4'	2.15	0.46
1:AA:570:G:O6	1:AA:865:A:N6	2.49	0.46
1:AA:941:G:H2'	1:AA:942:G:O4'	2.15	0.46
1:AA:1152:A:OP1	10:AJ:72:ARG:NH2	2.48	0.46
2:AB:88:ASP:HB2	2:AB:221:VAL:CG1	2.45	0.46
4:AD:151:LYS:HA	4:AD:178:MET:HE1	1.98	0.46
10:AJ:10:LEU:O	10:AJ:71:LEU:HD13	2.15	0.46
11:AK:31:ILE:HB	11:AK:46:THR:CG2	2.45	0.46
11:AK:88:GLY:H	11:AK:114:THR:HG22	1.80	0.46
13:AM:66:GLU:O	13:AM:69:LEU:N	2.48	0.46
14:AN:3:LYS:O	14:AN:4:GLN:C	2.54	0.46
15:AO:70:LEU:HD22	15:AO:74:ASP:O	2.16	0.46
17:AQ:4:LYS:HD2	17:AQ:4:LYS:C	2.35	0.46
17:AQ:81:LYS:N	17:AQ:81:LYS:HD3	2.31	0.46
20:AT:61:GLN:OE1	20:AT:66:LEU:HD21	2.16	0.46

*Continued on next page...*

*Continued from previous page...*

Atom-1	Atom-2	Interatomic distance (Å)	Clash overlap (Å)
22:BA:15:G:C4	22:BA:16:C:C6	3.04	0.46
22:BA:60:G:C8	22:BA:62:U:C6	3.04	0.46
22:BA:242:G:N2	22:BA:255:A:OP2	2.36	0.46
22:BA:545:U:H1'	22:BA:548:G:OP2	2.16	0.46
22:BA:989:G:C8	47:BZ:14:ILE:HD11	2.50	0.46
22:BA:1070:A:C2	22:BA:1097:U:H4'	2.51	0.46
22:BA:1106:G:C2	22:BA:1107:G:N9	2.84	0.46
22:BA:1124:G:H2'	22:BA:1125:G:O5'	2.15	0.46
22:BA:1599:U:OP1	41:BT:40:LYS:HG3	2.15	0.46
22:BA:1614:A:C6	40:BS:87:PRO:HB3	2.51	0.46
22:BA:1717:A:H2'	22:BA:1718:G:O4'	2.15	0.46
22:BA:2001:C:C2	22:BA:2002:G:C8	3.04	0.46
22:BA:2258:C:H4'	22:BA:2259:U:OP2	2.15	0.46
22:BA:2819:G:H2'	22:BA:2821:A:N7	2.30	0.46
22:BA:2839:G:H4'	35:BN:49:GLU:OE1	2.16	0.46
24:BC:40:SER:O	24:BC:42:GLY:N	2.49	0.46
24:BC:55:GLY:HA3	24:BC:217:ARG:HD2	1.97	0.46
27:BF:43:ALA:HB1	27:BF:46:ASP:O	2.14	0.46
29:BH:94:ILE:HG23	29:BH:98:ASP:HB2	1.98	0.46
32:BK:76:VAL:HB	37:BP:73:VAL:CG1	2.46	0.46
33:BL:81:ASP:CG	33:BL:100:ILE:HD13	2.35	0.46
34:BM:135:VAL:O	34:BM:136:MET:HB3	2.15	0.46
35:BN:113:ILE:HG13	35:BN:114:GLU:N	2.31	0.46
42:BU:102:THR:CG2	42:BU:103:ILE:N	2.79	0.46
43:BV:35:GLU:HB2	43:BV:93:ARG:CZ	2.46	0.46
1:CA:799:G:C2	1:CA:800:G:H1'	2.51	0.46
1:CA:1215:G:C5	1:CA:1216:A:N7	2.84	0.46
2:CB:174:LYS:O	2:CB:178:ASN:N	2.49	0.46
4:CD:90:LEU:HD21	4:CD:200:ILE:HD11	1.97	0.46
4:CD:146:ARG:O	4:CD:150:LYS:HB2	2.15	0.46
7:CG:9:GLN:O	7:CG:9:GLN:HG3	2.16	0.46
7:CG:125:SER:C	7:CG:127:ALA:H	2.19	0.46
14:CN:23:LYS:HG3	14:CN:24:ARG:HG3	1.97	0.46
16:CP:5:ARG:O	16:CP:19:VAL:HA	2.15	0.46
20:CT:21:ASN:HB3	20:CT:25:ARG:NH2	2.31	0.46
22:DA:27:G:O2'	22:DA:28:A:P	2.72	0.46
22:DA:204:A:O4'	22:DA:206:U:C6	2.69	0.46
22:DA:629:G:H4'	22:DA:650:C:O2	2.16	0.46
22:DA:659:G:C5'	26:DE:95:LYS:HD2	2.45	0.46
22:DA:706:A:C4	22:DA:707:G:C8	3.03	0.46
22:DA:957:C:C4	22:DA:2459:A:H1'	2.51	0.46

*Continued on next page...*

*Continued from previous page...*

Atom-1	Atom-2	Interatomic distance (Å)	Clash overlap (Å)
22:DA:1056:G:C2	22:DA:1102:C:C5	3.03	0.46
22:DA:1360:G:C2	22:DA:1361:G:H1'	2.51	0.46
22:DA:1829:A:C8	22:DA:1830:C:C5	3.04	0.46
22:DA:1965:C:OP1	22:DA:1966:A:C2'	2.64	0.46
22:DA:2189:U:H2'	22:DA:2190:G:H5'	1.97	0.46
22:DA:2249:U:C5	22:DA:2252:G:OP1	2.68	0.46
22:DA:2272:U:H5''	22:DA:2273:A:P	2.56	0.46
22:DA:2609:U:H3'	22:DA:2610:C:H5'	1.97	0.46
22:DA:2663:G:H2'	22:DA:2664:G:O4'	2.16	0.46
22:DA:2700:A:C6	22:DA:2701:U:C4	3.04	0.46
22:DA:2838:G:C6	22:DA:2839:G:C5	3.04	0.46
22:DA:2873:A:H4'	57:DA:3801:HOH:O	2.16	0.46
23:DB:116:G:H5'	36:DO:55:GLU:HG3	1.98	0.46
24:DC:159:GLY:N	24:DC:195:VAL:HG22	2.31	0.46
26:DE:134:LEU:O	26:DE:138:LEU:HG	2.16	0.46
30:DI:57:VAL:HG22	30:DI:58:VAL:H	1.79	0.46
38:DQ:90:ILE:HB	38:DQ:95:LEU:HD21	1.98	0.46
40:DS:7:HIS:HB2	40:DS:50:VAL:HG21	1.97	0.46
1:AA:15:G:C6	1:AA:16:A:C5	3.04	0.46
1:AA:32:A:OP1	1:AA:398:U:H1'	2.16	0.46
1:AA:230:G:C6	1:AA:231:U:C4	3.03	0.46
1:AA:359:G:H2'	1:AA:360:G:O4'	2.16	0.46
1:AA:587:G:C2	1:AA:755:G:C5	3.03	0.46
1:AA:599:C:C2	1:AA:600:A:C8	3.04	0.46
1:AA:1304:G:C6	1:AA:1305:G:C2	3.04	0.46
1:AA:1442:G:C5	1:AA:1443:C:C4	3.03	0.46
2:AB:141:LEU:O	2:AB:145:GLU:N	2.45	0.46
2:AB:175:GLU:O	2:AB:178:ASN:HB3	2.16	0.46
4:AD:78:GLU:OE1	4:AD:81:ARG:NH1	2.49	0.46
5:AE:122:ASN:C	5:AE:122:ASN:HD22	2.18	0.46
5:AE:144:LEU:O	5:AE:147:MET:HB3	2.16	0.46
14:AN:41:ARG:HB2	14:AN:42:TRP:CE3	2.51	0.46
15:AO:89:ARG:NH1	22:BA:714:U:C6	2.84	0.46
17:AQ:4:LYS:N	17:AQ:4:LYS:HE3	2.31	0.46
21:AU:21:ARG:NH1	21:AU:25:LYS:HG3	2.31	0.46
22:BA:494:G:H4'	40:BS:6:LYS:HB2	1.97	0.46
22:BA:503:A:H5'	22:BA:505:A:OP1	2.15	0.46
22:BA:597:G:C4	22:BA:598:U:C5	3.03	0.46
22:BA:1401:G:C5	22:BA:1402:U:C4	3.03	0.46
22:BA:1501:G:O2'	22:BA:1502:A:H5'	2.15	0.46
22:BA:1599:U:C4	22:BA:1600:C:N4	2.84	0.46

*Continued on next page...*

*Continued from previous page...*

Atom-1	Atom-2	Interatomic distance (Å)	Clash overlap (Å)
22:BA:1681:G:N3	22:BA:1762:A:H2'	2.31	0.46
22:BA:2333:A:H5'	22:BA:2335:A:H1'	1.98	0.46
22:BA:2627:G:H2'	22:BA:2628:C:H6	1.80	0.46
24:BC:135:ILE:CD1	24:BC:192:LEU:HD21	2.46	0.46
25:BD:133:THR:HG23	25:BD:134:HIS:CG	2.51	0.46
28:BG:33:LEU:HD12	28:BG:33:LEU:N	2.31	0.46
28:BG:168:VAL:O	28:BG:168:VAL:HG13	2.16	0.46
32:BK:71:ARG:HD3	32:BK:72:PRO:HD2	1.98	0.46
36:BO:60:GLU:C	36:BO:62:LEU:H	2.19	0.46
39:BR:42:ALA:HA	39:BR:46:GLU:HB2	1.98	0.46
42:BU:46:GLN:HB3	42:BU:57:GLY:O	2.16	0.46
48:B0:30:VAL:HG12	48:B0:35:GLY:HA2	1.97	0.46
1:CA:31:G:H5'	1:CA:306:A:C2	2.51	0.46
1:CA:811:C:H4'	1:CA:900:A:N6	2.31	0.46
1:CA:978:A:OP2	1:CA:1362:A:N6	2.49	0.46
1:CA:1018:G:O6	1:CA:1019:A:N6	2.49	0.46
4:CD:5:LEU:CD1	4:CD:5:LEU:N	2.79	0.46
4:CD:181:THR:O	4:CD:183:LYS:N	2.49	0.46
13:CM:39:ILE:HG13	13:CM:56:LEU:HD11	1.97	0.46
14:CN:25:ALA:O	14:CN:28:LYS:HG3	2.15	0.46
16:CP:6:LEU:CD1	16:CP:71:VAL:HG23	2.45	0.46
19:CS:66:MET:SD	19:CS:74:PHE:CZ	3.09	0.46
21:CU:39:GLU:HA	21:CU:42:THR:OG1	2.16	0.46
22:DA:310:A:OP1	42:DU:15:THR:HG22	2.15	0.46
22:DA:319:G:H2'	22:DA:320:A:O4'	2.15	0.46
22:DA:371:A:H61	22:DA:401:A:H3'	1.81	0.46
22:DA:498:G:H2'	22:DA:499:U:C6	2.51	0.46
22:DA:1265:A:O4'	22:DA:1267:U:C6	2.69	0.46
22:DA:1857:G:O2'	22:DA:1884:G:N2	2.49	0.46
22:DA:2074:U:C2	22:DA:2436:G:N2	2.84	0.46
22:DA:2637:U:O4	22:DA:2638:G:C6	2.69	0.46
22:DA:2637:U:C4	22:DA:2638:G:C6	3.04	0.46
22:DA:2721:A:H2'	22:DA:2722:G:O4'	2.15	0.46
22:DA:2780:G:C6	31:DJ:102:GLU:OE2	2.69	0.46
25:DD:46:ARG:NH1	25:DD:86:GLU:HA	2.31	0.46
25:DD:90:PHE:CE2	25:DD:96:ILE:HD11	2.51	0.46
31:DJ:80:HIS:HB3	31:DJ:81:ILE:HG22	1.97	0.46
33:DL:91:ASP:O	33:DL:125:LEU:HD11	2.16	0.46
35:DN:12:ARG:CZ	35:DN:20:MET:HE3	2.46	0.46
35:DN:85:PRO:O	35:DN:87:PHE:N	2.49	0.46
35:DN:98:LEU:N	35:DN:112:TYR:O	2.49	0.46

*Continued on next page...*

*Continued from previous page...*

Atom-1	Atom-2	Interatomic distance (Å)	Clash overlap (Å)
41:DT:2:ILE:HG23	41:DT:4:GLU:N	2.31	0.46
42:DU:18:ASP:HB3	42:DU:21:LYS:HG3	1.97	0.46
42:DU:99:ASN:O	42:DU:101:GLU:N	2.48	0.46
1:AA:254:G:N2	1:AA:273:U:C2	2.84	0.46
1:AA:1520:C:C2	1:AA:1521:C:C5	3.04	0.46
2:AB:97:LEU:O	2:AB:100:MET:HB3	2.16	0.46
2:AB:140:GLU:O	2:AB:144:LEU:HG	2.16	0.46
7:AG:80:VAL:O	7:AG:82:GLY:N	2.49	0.46
20:AT:75:HIS:O	20:AT:76:LYS:C	2.54	0.46
22:BA:7:G:C6	22:BA:8:C:C4	3.04	0.46
22:BA:26:G:H1'	22:BA:514:A:H61	1.81	0.46
22:BA:160:A:C8	22:BA:166:U:O4	2.69	0.46
22:BA:269:C:C2	22:BA:424:G:N2	2.84	0.46
22:BA:443:A:H2	22:BA:1245:G:N3	2.14	0.46
22:BA:530:G:H1'	22:BA:2035:G:H4'	1.98	0.46
22:BA:541:A:C5	22:BA:542:C:C5	3.04	0.46
22:BA:547:A:C8	22:BA:548:G:N3	2.85	0.46
22:BA:647:G:OP1	22:BA:647:G:H4'	2.16	0.46
22:BA:845:A:H3'	22:BA:845:A:N3	2.31	0.46
22:BA:1053:C:N3	22:BA:1054:A:C8	2.84	0.46
22:BA:1062:G:OP1	22:BA:1070:A:H4'	2.15	0.46
22:BA:1281:G:C2	22:BA:1290:C:C2	3.04	0.46
22:BA:1438:U:C2	22:BA:1555:G:N2	2.84	0.46
22:BA:2298:A:C6	22:BA:2321:U:O4	2.69	0.46
22:BA:2563:U:H2'	22:BA:2565:A:OP2	2.16	0.46
24:BC:77:VAL:HG23	24:BC:114:ASP:O	2.16	0.46
24:BC:107:PRO:HB3	24:BC:142:HIS:HE1	1.81	0.46
26:BE:48:THR:O	26:BE:50:ALA:N	2.49	0.46
29:BH:90:LEU:HD21	29:BH:93:SER:HA	1.97	0.46
32:BK:68:GLY:HA3	32:BK:77:ILE:O	2.16	0.46
40:BS:47:VAL:HA	40:BS:50:VAL:HG23	1.97	0.46
44:BW:40:GLN:OE1	44:BW:44:LYS:N	2.45	0.46
1:CA:55:A:C8	1:CA:56:U:C5	3.04	0.46
1:CA:990:C:C5	1:CA:991:U:O4	2.68	0.46
1:CA:1002:G:H2'	1:CA:1003:G:O4'	2.16	0.46
1:CA:1313:U:OP1	19:CS:6:LYS:HB3	2.15	0.46
4:CD:191:LEU:O	4:CD:192:SER:HB3	2.15	0.46
6:CF:39:LEU:HD12	6:CF:40:GLU:H	1.80	0.46
7:CG:5:ARG:NE	7:CG:5:ARG:HA	2.30	0.46
22:DA:146:A:C2	22:DA:147:C:C2	3.04	0.46
22:DA:410:G:N2	22:DA:418:C:C2	2.84	0.46

*Continued on next page...*



*Continued from previous page...*

Atom-1	Atom-2	Interatomic distance (Å)	Clash overlap (Å)
22:DA:912:C:N4	22:DA:913:U:O4	2.49	0.46
22:DA:1076:C:H2'	22:DA:1077:A:O4'	2.15	0.46
22:DA:1566:A:N3	24:DC:213:TRP:CG	2.84	0.46
22:DA:1619:G:H8	22:DA:1619:G:O5'	1.99	0.46
22:DA:1802:A:C6	22:DA:1803:A:C6	3.03	0.46
22:DA:2078:C:N4	22:DA:2079:U:O4	2.49	0.46
22:DA:2324:U:O2	22:DA:2385:C:C5	2.69	0.46
22:DA:2620:C:O4'	25:DD:161:MET:HB2	2.16	0.46
23:DB:52:A:C4	36:DO:33:ARG:NH2	2.84	0.46
24:DC:51:THR:CG2	24:DC:54:ILE:HD11	2.46	0.46
24:DC:160:THR:N	24:DC:195:VAL:HG13	2.30	0.46
25:DD:140:HIS:CE1	57:DD:303:HOH:O	2.69	0.46
35:DN:79:LEU:O	35:DN:80:PHE:HB2	2.15	0.46
36:DO:100:HIS:CG	36:DO:101:GLY:N	2.84	0.46
38:DQ:27:ALA:HB1	38:DQ:31:VAL:HB	1.98	0.46
46:DY:50:VAL:O	46:DY:54:LYS:HG3	2.16	0.46
1:AA:235:C:H2'	1:AA:236:A:H8	1.80	0.45
1:AA:364:A:C2	1:AA:365:U:C4	3.04	0.45
1:AA:373:A:C2	1:AA:374:A:C8	3.04	0.45
1:AA:409:U:OP1	4:AD:24:GLY:HA3	2.16	0.45
1:AA:482:A:H2'	1:AA:483:C:O4'	2.16	0.45
1:AA:695:A:C6	1:AA:696:A:C2	3.04	0.45
1:AA:828:U:O4	1:AA:859:G:C8	2.69	0.45
1:AA:1317:C:H2'	1:AA:1318:A:H5'	1.96	0.45
1:AA:1377:A:O2'	7:AG:2:PRO:HB3	2.17	0.45
1:AA:1405:G:H1'	1:AA:1519:A:O4'	2.16	0.45
1:AA:1449:C:C2'	1:AA:1450:U:H5'	2.47	0.45
4:AD:101:VAL:O	4:AD:101:VAL:HG12	2.15	0.45
18:AR:55:LEU:O	18:AR:59:ILE:HG13	2.16	0.45
20:AT:54:MET:CE	20:AT:58:VAL:HG21	2.47	0.45
20:AT:83:ILE:O	20:AT:87:ALA:CB	2.64	0.45
22:BA:1475:G:O2'	22:BA:1476:U:OP2	2.30	0.45
22:BA:1687:G:N1	22:BA:1688:U:C4	2.84	0.45
22:BA:2064:C:H1'	22:BA:2450:A:C6	2.51	0.45
22:BA:2308:G:C5	27:BF:77:PHE:CZ	3.05	0.45
22:BA:2552:U:C2	22:BA:2554:U:C5'	2.99	0.45
22:BA:2564:A:C2	22:BA:2647:U:H4'	2.51	0.45
24:BC:69:ARG:HB2	24:BC:129:THR:HG21	1.98	0.45
29:BH:79:THR:HG23	29:BH:147:VAL:HB	1.98	0.45
30:BI:21:SER:HA	30:BI:25:GLY:CA	2.46	0.45
32:BK:8:LEU:HD12	32:BK:8:LEU:N	2.31	0.45

*Continued on next page...*

*Continued from previous page...*

Atom-1	Atom-2	Interatomic distance (Å)	Clash overlap (Å)
32:BK:28:SER:C	32:BK:30:ARG:H	2.19	0.45
35:BN:55:ALA:HB1	35:BN:80:PHE:N	2.31	0.45
35:BN:71:ARG:HH21	35:BN:71:ARG:CG	2.29	0.45
46:BY:21:LEU:O	46:BY:22:LEU:O	2.34	0.45
1:CA:34:C:H2'	1:CA:35:G:C8	2.51	0.45
1:CA:455:G:C2	1:CA:478:A:N1	2.84	0.45
1:CA:532:A:N6	3:CC:193:TYR:CD2	2.84	0.45
1:CA:794:A:H2'	1:CA:795:C:C6	2.51	0.45
1:CA:1211:U:H1'	1:CA:1213:A:C2	2.52	0.45
3:CC:50:ALA:O	3:CC:51:SER:C	2.53	0.45
9:CI:105:THR:O	9:CI:105:THR:HG22	2.15	0.45
10:CJ:9:ARG:HG3	10:CJ:73:LEU:HG	1.98	0.45
11:CK:59:THR:C	11:CK:91:PRO:HB3	2.36	0.45
15:CO:33:THR:HA	15:CO:63:ARG:HH11	1.82	0.45
16:CP:8:ARG:HB3	16:CP:28:ARG:NH1	2.31	0.45
22:DA:459:U:C5	22:DA:469:G:N2	2.84	0.45
22:DA:590:A:C6	22:DA:591:U:C4	3.04	0.45
22:DA:753:A:H2'	22:DA:754:U:C6	2.51	0.45
22:DA:1286:A:N6	22:DA:1329:U:C2	2.84	0.45
22:DA:1343:G:N2	22:DA:1405:U:C2	2.84	0.45
22:DA:1823:G:O6	57:DA:3653:HOH:O	2.19	0.45
22:DA:2226:C:H2'	22:DA:2227:A:O4'	2.16	0.45
22:DA:2415:G:N1	22:DA:2416:C:N3	2.63	0.45
26:DE:75:SER:O	26:DE:77:ILE:N	2.49	0.45
26:DE:149:ILE:HG23	26:DE:188:MET:HG2	1.98	0.45
28:DG:91:GLY:O	28:DG:92:VAL:C	2.54	0.45
31:DJ:40:HIS:O	38:DQ:67:ALA:HB1	2.15	0.45
33:DL:79:LEU:HD21	33:DL:135:ILE:HG13	1.98	0.45
34:DM:2:LEU:O	34:DM:3:GLN:HB2	2.17	0.45
35:DN:62:ASN:OD1	35:DN:62:ASN:N	2.49	0.45
37:DP:52:ASN:N	37:DP:52:ASN:OD1	2.49	0.45
50:D2:15:SER:OG	50:D2:16:HIS:CE1	2.69	0.45
1:AA:10:A:OP2	5:AE:131:THR:OG1	2.35	0.45
1:AA:76:G:C2	1:AA:95:C:N3	2.84	0.45
1:AA:184:G:H2'	1:AA:185:U:C6	2.52	0.45
1:AA:394:G:C4	1:AA:395:C:C5	3.04	0.45
1:AA:559:A:H4'	1:AA:560:A:H5''	1.98	0.45
1:AA:579:A:C4	1:AA:580:C:H5	2.34	0.45
1:AA:745:G:H2'	1:AA:746:A:C8	2.51	0.45
1:AA:991:U:H4'	1:AA:992:U:H5''	1.98	0.45
1:AA:994:A:N3	1:AA:994:A:H2'	2.30	0.45

*Continued on next page...*

*Continued from previous page...*

Atom-1	Atom-2	Interatomic distance (Å)	Clash overlap (Å)
1:AA:1089:G:O2'	1:AA:1090:U:H5'	2.16	0.45
2:AB:33:GLY:HA3	2:AB:40:ILE:CB	2.45	0.45
3:AC:12:LEU:O	3:AC:16:LYS:O	2.33	0.45
4:AD:138:SER:N	4:AD:141:ASP:OD2	2.49	0.45
12:AL:32:GLY:HA3	12:AL:55:VAL:CG1	2.47	0.45
20:AT:7:ALA:HB1	20:AT:10:ARG:HB2	1.98	0.45
21:AU:29:LEU:O	21:AU:33:ARG:HB2	2.17	0.45
22:BA:10:A:C5	22:BA:11:C:C5	3.04	0.45
22:BA:618:G:C5	57:BA:3286:HOH:O	2.61	0.45
22:BA:1063:G:N2	30:BI:90:SER:HG	2.14	0.45
22:BA:1113:U:H2'	22:BA:1114:C:C6	2.51	0.45
22:BA:1361:G:C6	22:BA:1371:G:N2	2.84	0.45
22:BA:1735:A:C2'	22:BA:1736:U:O5'	2.64	0.45
22:BA:2627:G:C5	22:BA:2628:C:C5	3.04	0.45
22:BA:2686:G:H2'	22:BA:2687:U:C6	2.51	0.45
22:BA:2820:A:H8	22:BA:2820:A:H3'	1.80	0.45
26:BE:3:LEU:HD12	26:BE:14:VAL:HG11	1.98	0.45
27:BF:67:ILE:HD11	27:BF:69:LYS:HE3	1.98	0.45
27:BF:109:PRO:O	27:BF:111:ILE:N	2.48	0.45
28:BG:60:ASP:OD1	28:BG:60:ASP:N	2.48	0.45
28:BG:109:PHE:HE2	28:BG:152:ARG:NH1	2.15	0.45
36:BO:31:THR:OG1	36:BO:32:PRO:HD2	2.16	0.45
39:BR:11:GLN:C	39:BR:12:HIS:CG	2.89	0.45
41:BT:2:ILE:CA	41:BT:3:ARG:HB2	2.46	0.45
46:BY:59:GLU:O	46:BY:59:GLU:HG2	2.17	0.45
47:BZ:30:ARG:HB2	47:BZ:34:HIS:ND1	2.31	0.45
1:CA:169:C:H2'	1:CA:170:U:C6	2.50	0.45
1:CA:222:C:C2	1:CA:223:A:C8	3.04	0.45
1:CA:407:U:C2	1:CA:408:A:N7	2.84	0.45
1:CA:692:U:H2'	1:CA:694:A:OP2	2.16	0.45
1:CA:836:G:C6	1:CA:851:G:C5	3.04	0.45
1:CA:946:A:H2'	1:CA:947:G:C8	2.51	0.45
1:CA:1070:U:C2	1:CA:1071:C:C5	3.05	0.45
4:CD:41:HIS:C	4:CD:43:ALA:N	2.66	0.45
5:CE:38:VAL:O	5:CE:39:VAL:HG12	2.17	0.45
6:CF:3:HIS:ND1	6:CF:65:GLU:HG3	2.32	0.45
7:CG:12:ILE:HD12	7:CG:24:ALA:HB1	1.98	0.45
14:CN:69:ARG:HD3	14:CN:80:SER:OG	2.16	0.45
22:DA:46:G:N3	22:DA:47:C:C6	2.84	0.45
22:DA:53:A:C8	22:DA:54:G:N7	2.84	0.45
22:DA:350:G:H2'	22:DA:351:C:O4'	2.16	0.45

*Continued on next page...*

*Continued from previous page...*

Atom-1	Atom-2	Interatomic distance (Å)	Clash overlap (Å)
22:DA:598:U:O2'	33:DL:9:ALA:HB3	2.16	0.45
22:DA:1712:U:H2'	22:DA:1713:A:C8	2.52	0.45
22:DA:1819:A:H4'	22:DA:1820:U:H5''	1.97	0.45
22:DA:2069:G:N2	22:DA:2443:C:C2	2.84	0.45
22:DA:2147:A:H2'	22:DA:2148:G:O4'	2.16	0.45
22:DA:2246:G:H2'	22:DA:2247:A:O4'	2.16	0.45
22:DA:2502:G:C5'	22:DA:2503:A:H5''	2.45	0.45
22:DA:2539:C:C4	22:DA:2540:C:C5	3.04	0.45
23:DB:66:A:N6	23:DB:107:G:H2'	2.30	0.45
24:DC:34:LEU:O	24:DC:35:GLU:CB	2.63	0.45
29:DH:112:LYS:HG2	29:DH:113:SER:N	2.32	0.45
34:DM:11:LYS:HE3	34:DM:87:GLY:O	2.15	0.45
36:DO:115:LEU:O	36:DO:117:PHE:N	2.49	0.45
39:DR:58:VAL:O	39:DR:102:SER:HB2	2.16	0.45
42:DU:96:PHE:CE1	42:DU:103:ILE:HG12	2.51	0.45
1:AA:811:C:C5	1:AA:812:G:C6	3.05	0.45
1:AA:855:U:H2'	1:AA:856:C:H6	1.82	0.45
1:AA:880:C:OP1	12:AL:9:ARG:NH2	2.50	0.45
1:AA:951:G:C6	1:AA:952:U:C4	3.05	0.45
1:AA:1059:C:C4	1:AA:1060:U:C5	3.05	0.45
1:AA:1244:G:C6	1:AA:1245:C:N3	2.85	0.45
1:AA:1313:U:P	19:AS:6:LYS:HB3	2.57	0.45
1:AA:1409:C:H2'	1:AA:1410:A:C8	2.51	0.45
2:AB:33:GLY:HA3	2:AB:40:ILE:HB	1.99	0.45
3:AC:191:THR:OG1	3:AC:194:GLY:O	2.32	0.45
5:AE:83:HIS:HB2	5:AE:84:PRO:CD	2.46	0.45
8:AH:92:LEU:HD11	8:AH:121:LEU:O	2.16	0.45
12:AL:8:VAL:HG22	17:AQ:31:HIS:CD2	2.51	0.45
12:AL:72:HIS:C	12:AL:72:HIS:ND1	2.70	0.45
13:AM:6:GLY:CA	13:AM:66:GLU:HG3	2.46	0.45
14:AN:43:ASN:C	14:AN:45:VAL:H	2.19	0.45
15:AO:3:LEU:HD22	15:AO:35:GLN:HG2	1.98	0.45
16:AP:4:ILE:HD12	16:AP:67:ILE:HD11	1.98	0.45
22:BA:728:G:H4'	24:BC:13:ARG:HD3	1.97	0.45
22:BA:778:G:C5	22:BA:779:U:C4	3.05	0.45
22:BA:884:U:O4	22:BA:892:A:N6	2.49	0.45
22:BA:1441:G:H2'	22:BA:1442:U:C6	2.51	0.45
22:BA:1562:U:C4	22:BA:1563:U:C4	3.04	0.45
22:BA:1734:G:H2'	22:BA:1735:A:H8	1.80	0.45
22:BA:1866:A:C6	22:BA:1876:A:C8	3.04	0.45
22:BA:2080:A:OP1	45:BX:20:HIS:HB3	2.16	0.45

*Continued on next page...*

*Continued from previous page...*

Atom-1	Atom-2	Interatomic distance (Å)	Clash overlap (Å)
22:BA:2156:G:N7	22:BA:2157:G:O6	2.50	0.45
22:BA:2312:U:OP1	27:BF:71:ARG:N	2.49	0.45
22:BA:2440:C:OP2	57:BA:3315:HOH:O	2.21	0.45
22:BA:2555:U:C5	22:BA:2556:C:C6	3.04	0.45
22:BA:2808:G:N1	22:BA:2891:U:C5	2.83	0.45
29:BH:94:ILE:HG23	29:BH:98:ASP:CB	2.47	0.45
32:BK:21:CYS:HB2	32:BK:39:ILE:HD12	1.98	0.45
40:BS:37:THR:CG2	40:BS:38:TYR:CD1	2.96	0.45
40:BS:69:LEU:HG	40:BS:107:VAL:HG22	1.98	0.45
49:B1:25:LYS:CD	49:B1:52:ALA:O	2.65	0.45
1:CA:184:G:N2	1:CA:185:U:C2	2.84	0.45
1:CA:203:G:N2	1:CA:215:C:N3	2.65	0.45
1:CA:375:U:OP1	16:CP:70:ARG:HD3	2.17	0.45
1:CA:495:A:O4'	1:CA:496:A:C8	2.69	0.45
1:CA:577:G:C8	1:CA:816:A:C6	3.04	0.45
1:CA:734:G:C4	1:CA:735:C:C5	3.05	0.45
1:CA:790:A:N6	1:CA:791:G:C6	2.84	0.45
1:CA:1066:C:H3'	1:CA:1067:A:H8	1.82	0.45
1:CA:1416:G:N2	1:CA:1485:U:O2	2.49	0.45
2:CB:52:GLU:HG3	2:CB:56:GLU:HG2	1.97	0.45
2:CB:134:ALA:O	2:CB:138:THR:N	2.48	0.45
2:CB:211:THR:HA	2:CB:214:LEU:CB	2.47	0.45
8:CH:32:LEU:HD12	8:CH:32:LEU:O	2.16	0.45
9:CI:50:GLN:N	9:CI:51:PRO:HD2	2.31	0.45
17:CQ:8:LEU:HB2	17:CQ:61:ILE:HG22	1.97	0.45
22:DA:510:C:C4	22:DA:511:U:C4	3.05	0.45
22:DA:581:C:P	38:DQ:33:ARG:HE	2.39	0.45
22:DA:828:U:O2'	22:DA:829:A:H5'	2.17	0.45
22:DA:1247:A:O3'	38:DQ:2:ALA:HB3	2.15	0.45
22:DA:1343:G:O6	22:DA:1403:A:N6	2.48	0.45
22:DA:1651:G:C2	22:DA:2007:U:C2	3.05	0.45
22:DA:1708:C:H2'	22:DA:1709:U:C6	2.52	0.45
22:DA:1835:G:H2'	22:DA:1836:C:H6	1.82	0.45
22:DA:1953:A:H1'	22:DA:2560:A:O4'	2.15	0.45
22:DA:2845:U:O3'	37:DP:53:ARG:NH1	2.49	0.45
24:DC:145:GLU:CA	24:DC:152:GLY:HA2	2.45	0.45
24:DC:232:HIS:NE2	24:DC:244:PRO:HA	2.32	0.45
29:DH:86:ASP:C	29:DH:88:GLY:H	2.19	0.45
41:DT:74:ILE:HD12	41:DT:75:GLY:N	2.31	0.45
42:DU:33:LYS:HB3	42:DU:64:ALA:HB1	1.99	0.45
44:DW:52:GLY:HA3	44:DW:60:PHE:CZ	2.50	0.45

*Continued on next page...*

*Continued from previous page...*

Atom-1	Atom-2	Interatomic distance (Å)	Clash overlap (Å)
45:DX:2:SER:O	45:DX:4:VAL:N	2.50	0.45
46:DY:13:GLU:O	46:DY:17:GLU:HB2	2.16	0.45
1:AA:137:U:H1'	1:AA:227:G:N2	2.31	0.45
1:AA:310:G:H5''	16:AP:31:ARG:HB2	1.98	0.45
1:AA:761:G:C2	1:AA:762:U:C2	3.04	0.45
1:AA:903:G:C5	1:AA:904:U:C5	3.05	0.45
1:AA:929:G:C2	1:AA:1389:C:C2	3.05	0.45
1:AA:965:U:O4'	1:AA:969:A:N9	2.50	0.45
1:AA:1031:C:H3'	1:AA:1031:C:H6	1.81	0.45
1:AA:1379:G:N1	1:AA:1380:U:C4	2.85	0.45
2:AB:68:LEU:HD21	2:AB:92:VAL:HG23	1.98	0.45
2:AB:218:ALA:O	2:AB:222:ARG:HB2	2.17	0.45
3:AC:129:MET:HE3	3:AC:132:ARG:HD2	1.98	0.45
10:AJ:36:VAL:HG23	10:AJ:76:ILE:HG23	1.97	0.45
15:AO:19:ALA:O	15:AO:20:ASN:HB2	2.16	0.45
16:AP:48:GLU:OE1	16:AP:48:GLU:HA	2.16	0.45
16:AP:77:GLU:C	16:AP:79:ASN:H	2.20	0.45
22:BA:368:A:N7	22:BA:369:U:C5	2.85	0.45
22:BA:528:A:H2	22:BA:2043:C:H4'	1.76	0.45
22:BA:635:C:O2	22:BA:639:U:H4'	2.17	0.45
22:BA:1012:U:O2	31:BJ:27:ARG:NH1	2.45	0.45
22:BA:1315:C:C2	22:BA:1338:G:N2	2.84	0.45
22:BA:1354:A:H2'	22:BA:1355:G:O5'	2.16	0.45
22:BA:1376:C:N4	22:BA:1377:G:C6	2.85	0.45
22:BA:1444:G:C2	22:BA:1548:A:C2	3.05	0.45
22:BA:1482:G:C2	22:BA:1483:G:C8	3.05	0.45
22:BA:1544:A:N6	22:BA:1545:A:N1	2.64	0.45
22:BA:1651:G:C2	22:BA:2007:U:N3	2.84	0.45
22:BA:1754:A:C8	37:BP:94:LYS:NZ	2.83	0.45
22:BA:1826:G:N3	22:BA:1827:U:C6	2.85	0.45
22:BA:1842:G:C6	22:BA:1843:C:C4	3.05	0.45
23:BB:40:U:O2	23:BB:43:C:C6	2.69	0.45
23:BB:66:A:C2	23:BB:108:A:C2	3.04	0.45
24:BC:79:GLU:O	24:BC:80:ARG:HB3	2.17	0.45
26:BE:111:GLU:HG2	26:BE:114:ARG:NH1	2.29	0.45
31:BJ:93:ILE:O	31:BJ:97:PRO:HG3	2.16	0.45
32:BK:38:ILE:HD11	32:BK:112:PHE:HZ	1.81	0.45
33:BL:77:ILE:HD11	33:BL:101:ILE:CG2	2.46	0.45
39:BR:67:GLY:HA3	39:BR:93:PHE:CZ	2.51	0.45
40:BS:37:THR:CG2	40:BS:38:TYR:CE1	2.99	0.45
44:BW:51:VAL:HG23	44:BW:81:SER:HA	1.97	0.45

*Continued on next page...*

*Continued from previous page...*

Atom-1	Atom-2	Interatomic distance (Å)	Clash overlap (Å)
49:B1:27:LYS:C	49:B1:29:THR:H	2.20	0.45
50:B2:22:MET:O	50:B2:28:ARG:NH1	2.50	0.45
52:B4:1:MET:HB3	52:B4:34:LYS:HB3	1.98	0.45
1:CA:73:C:O2'	1:CA:74:A:P	2.74	0.45
1:CA:85:U:C2	1:CA:86:G:C6	3.04	0.45
1:CA:485:U:O2'	1:CA:486:U:P	2.74	0.45
2:CB:68:LEU:HB3	2:CB:161:LEU:CD1	2.47	0.45
2:CB:81:LYS:HG3	2:CB:85:LEU:CD2	2.47	0.45
4:CD:107:PHE:CD1	4:CD:107:PHE:N	2.81	0.45
5:CE:13:GLU:HB3	5:CE:39:VAL:HB	1.99	0.45
7:CG:51:ALA:HB1	7:CG:57:SER:O	2.16	0.45
9:CI:19:VAL:C	9:CI:20:PHE:CD2	2.90	0.45
11:CK:71:ALA:O	11:CK:74:VAL:HG22	2.16	0.45
11:CK:116:ILE:O	11:CK:116:ILE:HG22	2.16	0.45
13:CM:34:LEU:N	13:CM:34:LEU:HD23	2.31	0.45
21:CU:10:GLU:HG3	21:CU:11:PRO:HD3	1.98	0.45
22:DA:548:G:H4'	22:DA:549:G:C2	2.52	0.45
22:DA:1359:A:N7	22:DA:1373:A:C2	2.84	0.45
22:DA:1606:C:H4'	22:DA:1607:C:H5'	1.97	0.45
22:DA:1788:C:H2'	22:DA:1789:A:O4'	2.15	0.45
22:DA:1835:G:C4	22:DA:1836:C:C6	3.05	0.45
22:DA:2014:A:H5'	40:DS:94:ASP:OD1	2.15	0.45
22:DA:2148:G:C2	22:DA:2149:U:C4	3.05	0.45
22:DA:2254:C:C5	22:DA:2255:G:N7	2.84	0.45
22:DA:2361:G:H2'	22:DA:2362:C:O4'	2.17	0.45
22:DA:2444:G:P	26:DE:63:LYS:HD2	2.57	0.45
26:DE:149:ILE:CD1	26:DE:172:ALA:HA	2.46	0.45
33:DL:23:ILE:HD13	39:DR:84:ARG:HG2	1.97	0.45
33:DL:63:LYS:HA	51:D3:13:ARG:HG3	1.98	0.45
38:DQ:72:ASN:OD1	38:DQ:107:THR:HG23	2.15	0.45
40:DS:70:LYS:N	40:DS:70:LYS:HD2	2.30	0.45
42:DU:82:ARG:O	42:DU:97:LYS:HG2	2.16	0.45
43:DV:9:ARG:CG	43:DV:41:GLU:HB3	2.46	0.45
43:DV:9:ARG:HG3	43:DV:41:GLU:HB3	1.97	0.45
45:DX:37:ARG:HA	45:DX:48:THR:HA	1.98	0.45
46:DY:9:LYS:HB3	46:DY:12:GLU:CG	2.47	0.45
51:D3:16:LYS:HE3	51:D3:20:GLY:O	2.16	0.45
1:AA:55:A:N1	1:AA:56:U:C2	2.84	0.45
1:AA:575:G:C4	1:AA:881:G:C2	3.04	0.45
1:AA:702:A:N6	22:BA:1846:G:O3'	2.50	0.45
1:AA:781:A:H4'	1:AA:1522:U:O2'	2.16	0.45

*Continued on next page...*

*Continued from previous page...*

Atom-1	Atom-2	Interatomic distance (Å)	Clash overlap (Å)
1:AA:953:G:C2'	1:AA:954:G:H5'	2.47	0.45
1:AA:1050:G:N3	1:AA:1050:G:H2'	2.30	0.45
1:AA:1537:U:H2'	1:AA:1538:C:O4'	2.17	0.45
1:AA:1539:C:H5''	21:AU:18:ARG:CG	2.46	0.45
2:AB:33:GLY:HA3	2:AB:40:ILE:H	1.82	0.45
3:AC:69:HIS:HA	3:AC:104:ALA:O	2.16	0.45
5:AE:10:GLU:C	5:AE:12:GLN:N	2.69	0.45
7:AG:135:VAL:O	7:AG:139:GLU:HG2	2.16	0.45
9:AI:51:PRO:HB3	9:AI:84:THR:HG23	1.97	0.45
14:AN:49:GLN:HA	14:AN:49:GLN:OE1	2.16	0.45
16:AP:19:VAL:CG2	16:AP:36:VAL:HG13	2.47	0.45
16:AP:46:LYS:CD	16:AP:47:GLU:N	2.79	0.45
17:AQ:45:HIS:CB	17:AQ:70:THR:HG23	2.47	0.45
20:AT:5:LYS:O	20:AT:7:ALA:N	2.49	0.45
21:AU:36:GLU:O	21:AU:37:PHE:HB2	2.17	0.45
22:BA:49:A:H2'	22:BA:49:A:N3	2.31	0.45
22:BA:859:G:C2	22:BA:916:G:C5	3.05	0.45
22:BA:1051:G:C6	22:BA:1052:C:N3	2.85	0.45
22:BA:1103:A:H2'	22:BA:1104:C:O5'	2.16	0.45
22:BA:1819:A:H4'	22:BA:1820:U:H5''	1.98	0.45
22:BA:1842:G:C5	22:BA:1843:C:C4	3.05	0.45
22:BA:2441:U:OP1	22:BA:2441:U:H4'	2.16	0.45
22:BA:2694:G:H2'	22:BA:2695:U:C6	2.52	0.45
25:BD:62:LYS:HB2	25:BD:63:PRO:HD3	1.98	0.45
26:BE:46:GLN:HB3	26:BE:83:VAL:HG21	1.97	0.45
28:BG:33:LEU:HD11	28:BG:136:ALA:HB1	1.98	0.45
34:BM:69:PRO:O	34:BM:70:ASP:CG	2.55	0.45
34:BM:111:GLU:O	34:BM:114:ARG:N	2.49	0.45
34:BM:126:ILE:O	34:BM:128:THR:HG23	2.16	0.45
40:BS:59:GLU:HA	40:BS:64:ALA:HA	1.98	0.45
41:BT:6:ARG:O	41:BT:10:VAL:HG23	2.16	0.45
1:CA:350:G:C6	1:CA:351:G:O6	2.69	0.45
1:CA:371:A:H2'	1:CA:372:C:O4'	2.16	0.45
1:CA:622:A:H5''	1:CA:623:C:OP2	2.16	0.45
1:CA:649:A:H2'	1:CA:650:G:O4'	2.17	0.45
1:CA:667:G:N1	1:CA:740:U:C2	2.85	0.45
4:CD:16:GLY:O	4:CD:17:THR:CB	2.65	0.45
5:CE:38:VAL:HG11	5:CE:114:VAL:HA	1.97	0.45
5:CE:125:ALA:O	5:CE:126:LYS:HB3	2.17	0.45
8:CH:49:PHE:C	8:CH:49:PHE:CD1	2.88	0.45
10:CJ:19:ASP:HA	10:CJ:22:THR:HB	1.98	0.45

*Continued on next page...*



*Continued from previous page...*

Atom-1	Atom-2	Interatomic distance (Å)	Clash overlap (Å)
13:CM:4:ILE:HA	13:CM:57:ARG:CZ	2.46	0.45
22:DA:158:U:C2'	22:DA:159:G:H5'	2.46	0.45
22:DA:287:G:C2	22:DA:354:A:C2	3.04	0.45
22:DA:705:A:N3	22:DA:727:A:H1'	2.31	0.45
22:DA:828:U:H4'	22:DA:831:G:N1	2.31	0.45
22:DA:852:U:H2'	22:DA:853:C:C6	2.50	0.45
22:DA:1055:G:O2'	22:DA:1085:A:N1	2.32	0.45
22:DA:1824:G:O6	57:DA:3650:HOH:O	2.20	0.45
22:DA:1834:U:H1'	22:DA:1972:G:N2	2.31	0.45
22:DA:2271:G:C5	22:DA:2272:U:C4	3.05	0.45
22:DA:2378:A:N7	22:DA:2379:G:H1'	2.31	0.45
26:DE:5:LEU:HD23	26:DE:122:GLU:HG2	1.98	0.45
26:DE:181:ILE:HG23	33:DL:2:ARG:CZ	2.46	0.45
29:DH:34:GLY:O	29:DH:35:LYS:CD	2.65	0.45
30:DI:92:LYS:HB3	30:DI:95:LYS:HE3	1.97	0.45
32:DK:77:ILE:HG23	37:DP:72:ARG:HG3	1.97	0.45
40:DS:20:VAL:HG21	40:DS:43:ALA:HB3	1.99	0.45
42:DU:83:VAL:HG12	42:DU:84:GLY:N	2.31	0.45
43:DV:38:LEU:HD23	43:DV:40:ILE:CD1	2.46	0.45
46:DY:42:LEU:O	46:DY:46:VAL:HG23	2.17	0.45
1:AA:115:G:H4'	1:AA:116:A:O5'	2.16	0.45
1:AA:251:G:C6	1:AA:266:G:C6	3.04	0.45
1:AA:531:U:H5''	3:AC:161:GLU:OE2	2.17	0.45
1:AA:825:A:C2	1:AA:876:C:O2	2.69	0.45
1:AA:1078:U:O4'	5:AE:89:HIS:HE1	2.00	0.45
1:AA:1091:U:C2	1:AA:1095:U:C2	3.05	0.45
3:AC:14:ILE:O	3:AC:15:VAL:HG22	2.16	0.45
4:AD:22:LYS:O	4:AD:23:SER:C	2.55	0.45
5:AE:96:MET:HB3	5:AE:125:ALA:CB	2.46	0.45
8:AH:49:PHE:HB3	8:AH:61:LEU:HD23	1.98	0.45
8:AH:64:LYS:O	8:AH:65:TYR:CD2	2.70	0.45
9:AI:47:VAL:O	9:AI:50:GLN:HB2	2.17	0.45
10:AJ:65:TYR:HB3	14:AN:96:LEU:HD11	1.98	0.45
17:AQ:48:ASP:OD1	17:AQ:52:GLU:OE1	2.35	0.45
18:AR:70:TYR:HB2	18:AR:71:THR:HG22	1.99	0.45
22:BA:301:G:C4	22:BA:302:C:C5	3.04	0.45
22:BA:1058:U:N3	22:BA:1059:G:N7	2.64	0.45
22:BA:1319:C:O2	22:BA:1334:G:C2	2.69	0.45
22:BA:1456:G:C6	22:BA:1457:U:C4	3.04	0.45
22:BA:1625:C:O2	22:BA:1625:C:H2'	2.16	0.45
22:BA:2804:U:C2	22:BA:2805:C:C6	3.05	0.45

*Continued on next page...*

*Continued from previous page...*

Atom-1	Atom-2	Interatomic distance (Å)	Clash overlap (Å)
24:BC:70:ASN:O	24:BC:72:ASP:N	2.48	0.45
27:BF:70:ALA:O	27:BF:72:LYS:N	2.49	0.45
34:BM:18:ARG:HB3	34:BM:18:ARG:HH21	1.81	0.45
39:BR:51:VAL:HB	39:BR:52:PRO:CD	2.47	0.45
41:BT:12:ARG:HD2	41:BT:12:ARG:N	2.31	0.45
53:B5:209:PHE:O	53:B5:210:LEU:CB	2.64	0.45
1:CA:116:A:H8	1:CA:116:A:O5'	1.99	0.45
1:CA:402:G:H4'	1:CA:620:C:O2	2.17	0.45
1:CA:409:U:H2'	1:CA:410:G:O4'	2.17	0.45
1:CA:421:U:O5'	1:CA:422:C:C5	2.69	0.45
1:CA:458:U:H2'	1:CA:459:A:C8	2.51	0.45
1:CA:1036:A:H3'	1:CA:1037:C:C6	2.52	0.45
1:CA:1095:U:H5'	1:CA:1109:C:O2	2.17	0.45
1:CA:1282:C:N3	1:CA:1283:U:C4	2.85	0.45
1:CA:1527:U:H2'	1:CA:1528:U:C6	2.52	0.45
2:CB:166:ALA:HB2	2:CB:187:VAL:HG12	1.99	0.45
4:CD:188:ARG:O	4:CD:191:LEU:HD12	2.16	0.45
5:CE:101:GLU:HA	5:CE:122:ASN:HB2	1.99	0.45
6:CF:18:VAL:HA	6:CF:21:MET:CE	2.46	0.45
12:CL:75:GLN:O	12:CL:76:GLU:C	2.54	0.45
14:CN:48:LEU:HD22	14:CN:51:LEU:HD21	1.99	0.45
14:CN:64:CYS:SG	14:CN:83:LYS:HG3	2.57	0.45
16:CP:60:TRP:O	16:CP:63:GLN:N	2.50	0.45
22:DA:142:A:H2'	22:DA:143:C:C6	2.52	0.45
22:DA:404:A:C4'	22:DA:405:U:OP2	2.65	0.45
22:DA:533:G:C5	22:DA:534:U:C4	3.04	0.45
22:DA:566:U:O4	39:DR:80:ARG:HD3	2.17	0.45
22:DA:729:G:H5''	22:DA:730:A:H5''	1.98	0.45
22:DA:764:A:H5'	24:DC:209:GLY:HA2	1.98	0.45
22:DA:1053:C:C2	22:DA:1107:G:C2	3.04	0.45
22:DA:1843:C:H4'	24:DC:251:GLN:CD	2.37	0.45
22:DA:2070:A:H2'	22:DA:2071:A:O4'	2.17	0.45
22:DA:2092:U:H4'	22:DA:2093:G:H5''	1.99	0.45
22:DA:2548:U:H2'	22:DA:2549:G:O4'	2.16	0.45
22:DA:2586:U:C5	22:DA:2608:G:N2	2.85	0.45
22:DA:2636:C:H2'	22:DA:2637:U:H6	1.80	0.45
29:DH:83:LYS:HG3	29:DH:149:GLU:HG3	1.94	0.45
29:DH:147:VAL:HG12	29:DH:148:ALA:N	2.32	0.45
30:DI:75:PRO:HG2	30:DI:78:VAL:CG2	2.46	0.45
31:DJ:21:THR:HG23	31:DJ:61:LYS:HB3	1.97	0.45
33:DL:9:ALA:HB3	33:DL:12:SER:HB3	1.98	0.45

*Continued on next page...*

*Continued from previous page...*

Atom-1	Atom-2	Interatomic distance (Å)	Clash overlap (Å)
41:DT:17:SER:O	41:DT:20:ALA:N	2.47	0.45
1:AA:216:U:H2'	1:AA:217:C:C6	2.51	0.45
1:AA:259:G:C2	1:AA:260:G:H1'	2.51	0.45
1:AA:342:C:C2	1:AA:348:G:N2	2.85	0.45
1:AA:730:G:C5	1:AA:731:G:H1'	2.52	0.45
1:AA:964:A:N3	1:AA:969:A:O2'	2.36	0.45
1:AA:1047:G:H2'	1:AA:1047:G:N3	2.32	0.45
1:AA:1261:A:C2	1:AA:1262:C:H1'	2.52	0.45
1:AA:1446:A:O2'	1:AA:1447:A:H5'	2.16	0.45
2:AB:33:GLY:O	2:AB:39:HIS:HB3	2.17	0.45
2:AB:53:ALA:O	2:AB:57:LEU:HB2	2.17	0.45
2:AB:70:VAL:CG1	2:AB:163:VAL:HB	2.47	0.45
2:AB:210:VAL:HG23	2:AB:211:THR:H	1.81	0.45
4:AD:105:MET:HE3	4:AD:171:LEU:HD22	1.98	0.45
5:AE:85:VAL:HG22	5:AE:86:LYS:N	2.32	0.45
7:AG:97:ASN:HA	7:AG:100:ALA:HB3	1.99	0.45
9:AI:115:LYS:HD2	9:AI:121:ALA:O	2.17	0.45
17:AQ:5:ILE:C	17:AQ:6:ARG:HG3	2.36	0.45
20:AT:56:PRO:O	20:AT:60:ARG:HB3	2.17	0.45
22:BA:821:A:C8	22:BA:946:C:C5	3.04	0.45
22:BA:1922:G:N2	22:BA:1923:U:C1'	2.79	0.45
22:BA:1952:A:C5	32:BK:22:ILE:HG21	2.52	0.45
22:BA:2531:A:C4	22:BA:2532:G:C8	3.05	0.45
25:BD:62:LYS:CB	25:BD:63:PRO:HD3	2.47	0.45
25:BD:89:GLU:C	25:BD:90:PHE:CD1	2.90	0.45
28:BG:146:ALA:O	28:BG:149:ARG:HB3	2.17	0.45
29:BH:40:THR:O	29:BH:42:LYS:N	2.48	0.45
29:BH:72:ILE:HG23	29:BH:142:VAL:HG22	1.99	0.45
35:BN:12:ARG:NH1	35:BN:20:MET:CE	2.78	0.45
35:BN:55:ALA:HA	35:BN:80:PHE:CE1	2.52	0.45
40:BS:29:VAL:HG11	40:BS:55:ILE:CD1	2.46	0.45
45:BX:18:ARG:NE	45:BX:24:ALA:HB2	2.32	0.45
46:BY:18:LEU:O	46:BY:22:LEU:CB	2.64	0.45
1:CA:202:G:H2'	1:CA:203:G:O4'	2.17	0.45
1:CA:599:C:H5''	8:CH:88:ARG:HA	1.98	0.45
1:CA:774:G:C5	1:CA:775:G:C8	3.05	0.45
1:CA:1298:U:H6	1:CA:1299:A:N1	2.15	0.45
3:CC:130:PHE:CE2	3:CC:131:ARG:HD3	2.52	0.45
4:CD:150:LYS:HG2	4:CD:151:LYS:N	2.32	0.45
7:CG:65:ALA:HB1	7:CG:127:ALA:HB3	1.98	0.45
11:CK:19:GLY:O	11:CK:82:LEU:HA	2.16	0.45

*Continued on next page...*

*Continued from previous page...*

Atom-1	Atom-2	Interatomic distance (Å)	Clash overlap (Å)
12:CL:30:LYS:O	12:CL:81:LEU:HD12	2.17	0.45
15:CO:27:VAL:O	15:CO:31:LEU:HD12	2.16	0.45
20:CT:30:THR:O	20:CT:34:LYS:HG2	2.16	0.45
22:DA:1:G:H2'	22:DA:2:G:C8	2.52	0.45
22:DA:290:U:N3	22:DA:291:G:N7	2.65	0.45
22:DA:397:U:H2'	22:DA:398:C:C6	2.52	0.45
22:DA:411:G:OP1	22:DA:2407:A:OP2	2.35	0.45
22:DA:443:A:N6	26:DE:36:ALA:O	2.48	0.45
22:DA:483:A:H1'	42:DU:45:HIS:HB2	1.98	0.45
22:DA:659:G:H2'	22:DA:660:C:C6	2.51	0.45
22:DA:784:G:C6	22:DA:792:A:C4	3.04	0.45
22:DA:956:G:HO2'	22:DA:959:A:H62	1.65	0.45
22:DA:957:C:C4	22:DA:2459:A:C1'	3.00	0.45
22:DA:980:A:C4	22:DA:1136:G:O4'	2.70	0.45
22:DA:1069:A:N1	22:DA:1073:A:N7	2.65	0.45
22:DA:1353:A:C8	22:DA:1378:A:N6	2.84	0.45
22:DA:1359:A:N7	22:DA:1360:G:N7	2.63	0.45
22:DA:1445:G:C6	22:DA:1446:C:C4	3.05	0.45
22:DA:1813:G:H2'	22:DA:1814:G:O4'	2.17	0.45
22:DA:1990:C:H2'	22:DA:1991:U:O4'	2.15	0.45
22:DA:2032:G:H1'	25:DD:150:GLN:NE2	2.32	0.45
22:DA:2226:C:N4	22:DA:2227:A:C6	2.85	0.45
24:DC:53:HIS:HB3	24:DC:217:ARG:O	2.17	0.45
28:DG:8:PRO:HG3	28:DG:51:THR:HG22	1.98	0.45
29:DH:31:VAL:CG1	29:DH:32:PRO:HD3	2.47	0.45
29:DH:93:SER:HB3	29:DH:123:ARG:HG3	1.99	0.45
30:DI:75:PRO:HG2	30:DI:78:VAL:HG22	1.98	0.45
33:DL:77:ILE:HB	33:DL:109:LYS:O	2.16	0.45
34:DM:21:ALA:HB2	34:DM:97:GLN:HB2	1.99	0.45
41:DT:14:PRO:HA	41:DT:32:LEU:HB3	1.98	0.45
1:AA:113:G:C4	1:AA:114:U:C5	3.05	0.45
1:AA:468:A:H5'	1:AA:469:C:OP2	2.17	0.45
1:AA:1106:G:N1	1:AA:1107:C:C4	2.85	0.45
1:AA:1187:G:O2'	14:AN:100:SER:HB2	2.17	0.45
1:AA:1371:G:P	9:AI:13:LYS:HD3	2.56	0.45
3:AC:53:SER:CB	3:AC:115:LEU:HG	2.47	0.45
4:AD:35:GLU:O	4:AD:38:PRO:HD3	2.17	0.45
4:AD:114:ALA:O	4:AD:118:VAL:HG23	2.17	0.45
6:AF:40:GLU:HB3	6:AF:42:TRP:NE1	2.32	0.45
7:AG:26:PHE:CE1	7:AG:105:VAL:HG23	2.52	0.45
9:AI:86:ALA:C	9:AI:88:MET:N	2.68	0.45

*Continued on next page...*

*Continued from previous page...*

Atom-1	Atom-2	Interatomic distance (Å)	Clash overlap (Å)
10:AJ:32:THR:OG1	10:AJ:33:GLY:N	2.48	0.45
10:AJ:71:LEU:O	10:AJ:72:ARG:CD	2.65	0.45
11:AK:76:GLU:HA	22:BA:2141:G:OP1	2.17	0.45
11:AK:76:GLU:CA	22:BA:2141:G:OP1	2.65	0.45
11:AK:111:THR:HG23	21:AU:5:LYS:HB3	1.98	0.45
22:BA:110:G:C2	22:BA:111:A:C8	3.05	0.45
22:BA:140:C:O2	22:BA:140:C:O4'	2.33	0.45
22:BA:182:A:O2'	22:BA:183:C:H5'	2.15	0.45
22:BA:359:G:C5	22:BA:360:U:C5	3.04	0.45
22:BA:686:U:OP2	57:BA:3719:HOH:O	2.21	0.45
22:BA:768:G:C5	22:BA:769:U:C5	3.05	0.45
22:BA:790:U:HO2'	22:BA:791:C:P	2.31	0.45
22:BA:1088:A:H3'	22:BA:1088:A:N3	2.32	0.45
22:BA:1245:G:H4'	26:BE:33:VAL:HG13	1.98	0.45
22:BA:1358:G:O6	22:BA:1371:G:C8	2.69	0.45
22:BA:1419:A:C4	22:BA:1421:G:N7	2.85	0.45
22:BA:1889:A:H2'	22:BA:1890:A:C8	2.52	0.45
22:BA:1911:U:H2'	22:BA:1918:A:N1	2.31	0.45
22:BA:2310:C:H2'	22:BA:2311:A:C5'	2.46	0.45
22:BA:2372:U:H1'	49:B1:46:HIS:CE1	2.52	0.45
22:BA:2637:U:C2'	22:BA:2638:G:H5'	2.47	0.45
23:BB:57:A:C4	27:BF:26:MET:HB3	2.52	0.45
26:BE:115:GLN:HB3	26:BE:117:ARG:HD3	1.99	0.45
27:BF:171:ALA:O	27:BF:174:ASP:N	2.43	0.45
28:BG:176:LYS:O	28:BG:177:LYS:CB	2.65	0.45
30:BI:24:VAL:HG23	30:BI:25:GLY:H	1.80	0.45
30:BI:58:VAL:HG12	30:BI:59:ILE:H	1.81	0.45
32:BK:12:ASP:C	32:BK:12:ASP:OD1	2.54	0.45
32:BK:34:GLY:O	32:BK:36:GLY:N	2.50	0.45
32:BK:43:ILE:HD12	32:BK:56:ASP:HB2	1.98	0.45
54:B6:4:PRO:HB2	54:B6:7:004:CD2	2.47	0.45
1:CA:161:A:H2'	1:CA:162:A:O4'	2.16	0.45
1:CA:247:G:C5	1:CA:278:G:C2	3.05	0.45
1:CA:436:C:O2	1:CA:436:C:H2'	2.15	0.45
1:CA:456:A:H2'	1:CA:457:G:O4'	2.17	0.45
1:CA:676:A:N3	1:CA:677:U:C6	2.85	0.45
1:CA:862:C:H2'	1:CA:863:U:H6	1.82	0.45
1:CA:889:A:H5'	1:CA:891:U:H1'	1.99	0.45
1:CA:1289:A:C8	1:CA:1290:G:C8	3.04	0.45
1:CA:1314:C:H2'	1:CA:1315:U:C6	2.52	0.45
1:CA:1428:A:C6	1:CA:1473:G:C6	3.05	0.45

*Continued on next page...*

*Continued from previous page...*

Atom-1	Atom-2	Interatomic distance (Å)	Clash overlap (Å)
2:CB:68:LEU:HD21	2:CB:92:VAL:HG23	1.99	0.45
2:CB:103:ASN:OD1	2:CB:106:THR:OG1	2.24	0.45
2:CB:142:GLU:HA	2:CB:145:GLU:HB2	1.99	0.45
3:CC:72:ARG:HB3	3:CC:75:ILE:HG22	1.98	0.45
4:CD:147:GLU:O	4:CD:150:LYS:HB3	2.16	0.45
9:CI:114:LYS:HG3	9:CI:120:LYS:HA	1.98	0.45
15:CO:17:ARG:O	15:CO:18:ASP:CB	2.64	0.45
16:CP:9:HIS:O	16:CP:10:GLY:O	2.35	0.45
16:CP:38:PHE:CZ	16:CP:51:ARG:HB3	2.52	0.45
22:DA:53:A:N3	22:DA:179:C:H4'	2.30	0.45
22:DA:262:A:H5'	22:DA:610:C:O2'	2.16	0.45
22:DA:311:A:H5'	22:DA:332:A:N3	2.32	0.45
22:DA:460:A:C2	22:DA:470:A:C4	3.05	0.45
22:DA:640:C:H2'	22:DA:641:U:O4'	2.17	0.45
22:DA:668:A:C5	22:DA:670:A:C8	3.04	0.45
22:DA:698:C:O2'	22:DA:734:A:N6	2.50	0.45
22:DA:927:A:H2'	22:DA:928:A:C8	2.52	0.45
22:DA:1218:G:C5	22:DA:1232:G:C6	3.05	0.45
22:DA:1808:A:H3'	22:DA:1809:A:C8	2.52	0.45
22:DA:2111:U:H5	22:DA:2145:C:H2'	1.80	0.45
22:DA:2332:C:H4'	22:DA:2336:A:C6	2.51	0.45
22:DA:2525:G:N2	22:DA:2539:C:C2	2.85	0.45
22:DA:2602:A:H4'	22:DA:2603:G:C5'	2.47	0.45
22:DA:2603:G:C5	22:DA:2604:U:C5	3.05	0.45
22:DA:2849:U:H4'	22:DA:2868:A:C2	2.51	0.45
23:DB:25:U:H2'	23:DB:26:C:O4'	2.17	0.45
24:DC:147:LYS:O	24:DC:150:LYS:HB3	2.17	0.45
24:DC:181:MET:O	24:DC:268:VAL:HG23	2.16	0.45
24:DC:252:THR:HG22	24:DC:253:LYS:N	2.32	0.45
25:DD:106:LYS:HA	25:DD:175:LEU:O	2.16	0.45
26:DE:179:SER:HA	26:DE:182:ALA:HB3	1.99	0.45
29:DH:15:LEU:HD22	29:DH:15:LEU:N	2.32	0.45
29:DH:39:ALA:O	29:DH:41:LYS:N	2.47	0.45
31:DJ:109:LEU:HD22	31:DJ:118:MET:HG3	1.98	0.45
46:DY:20:ASN:CB	46:DY:50:VAL:HG22	2.46	0.45
1:AA:28:A:C6	1:AA:29:U:N3	2.84	0.45
1:AA:194:C:H4'	20:AT:60:ARG:HB2	1.99	0.45
1:AA:358:U:H2'	1:AA:359:G:C8	2.52	0.45
1:AA:465:A:C2	1:AA:466:A:C2	3.04	0.45
1:AA:481:G:O2'	1:AA:483:C:C5	2.70	0.45
1:AA:694:A:C6	1:AA:695:A:C4	3.05	0.45

*Continued on next page...*

*Continued from previous page...*

Atom-1	Atom-2	Interatomic distance (Å)	Clash overlap (Å)
1:AA:920:U:O4'	1:AA:1080:A:C2	2.70	0.45
1:AA:923:A:C6	1:AA:924:C:C4	3.05	0.45
1:AA:951:G:OP2	13:AM:101:ARG:NH2	2.50	0.45
1:AA:1151:A:H5''	10:AJ:44:THR:HG23	1.99	0.45
1:AA:1179:A:H2'	1:AA:1180:A:O4'	2.16	0.45
2:AB:28:LYS:HB3	2:AB:29:PRO:HD3	1.99	0.45
2:AB:70:VAL:O	2:AB:163:VAL:HA	2.17	0.45
7:AG:146:GLU:O	7:AG:149:LYS:HB3	2.17	0.45
22:BA:27:G:O2'	22:BA:28:A:OP2	2.29	0.45
22:BA:635:C:H3'	33:BL:109:LYS:HZ1	1.82	0.45
22:BA:776:G:C8	22:BA:793:A:N3	2.84	0.45
22:BA:858:G:O2'	22:BA:2268:A:H1'	2.17	0.45
22:BA:1545:A:H2'	22:BA:1546:G:O4'	2.16	0.45
22:BA:1649:G:C2	22:BA:1650:A:C8	3.05	0.45
22:BA:1775:U:H2'	22:BA:1776:G:O5'	2.17	0.45
22:BA:2198:A:C4	29:BH:29:PHE:HB2	2.51	0.45
22:BA:2394:C:O2'	22:BA:2395:C:H5'	2.17	0.45
22:BA:2491:U:H5''	22:BA:2570:G:H5''	1.98	0.45
22:BA:2844:G:H2'	22:BA:2845:U:O4'	2.17	0.45
26:BE:31:VAL:HG21	26:BE:104:ALA:CB	2.46	0.45
29:BH:12:LEU:HG	29:BH:13:GLY:N	2.31	0.45
29:BH:76:GLU:HA	29:BH:142:VAL:CG1	2.46	0.45
30:BI:50:GLU:C	30:BI:51:LYS:HD3	2.37	0.45
33:BL:76:GLU:HG3	33:BL:111:ILE:HD13	1.98	0.45
37:BP:48:ILE:HG22	37:BP:97:LEU:HB2	1.99	0.45
39:BR:48:LYS:O	39:BR:48:LYS:HG2	2.14	0.45
39:BR:53:PHE:N	39:BR:53:PHE:CD1	2.82	0.45
46:BY:16:THR:HA	46:BY:19:LEU:HD12	1.98	0.45
1:CA:35:G:O2'	12:CL:118:GLY:HA2	2.16	0.45
1:CA:127:G:N2	1:CA:128:G:H1'	2.31	0.45
1:CA:266:G:H4'	1:CA:267:C:OP1	2.16	0.45
1:CA:715:A:N6	1:CA:716:A:N6	2.65	0.45
1:CA:745:G:O6	1:CA:746:A:N6	2.49	0.45
1:CA:783:C:N4	1:CA:800:G:N2	2.65	0.45
1:CA:851:G:N1	1:CA:852:G:N7	2.65	0.45
1:CA:1097:C:H2'	1:CA:1098:C:C6	2.51	0.45
1:CA:1537:U:C5	1:CA:1538:C:N4	2.85	0.45
57:CA:1844:HOH:O	14:CN:3:LYS:HA	2.16	0.45
2:CB:23:TRP:O	2:CB:23:TRP:CD1	2.70	0.45
3:CC:102:ASN:N	3:CC:102:ASN:OD1	2.50	0.45
3:CC:126:ARG:O	3:CC:127:ARG:CB	2.64	0.45

*Continued on next page...*

*Continued from previous page...*

Atom-1	Atom-2	Interatomic distance (Å)	Clash overlap (Å)
4:CD:116:GLN:NE2	4:CD:120:HIS:CE1	2.84	0.45
6:CF:6:ILE:HD12	6:CF:6:ILE:N	2.32	0.45
6:CF:70:VAL:HG23	6:CF:71:ILE:N	2.32	0.45
7:CG:84:THR:HG22	7:CG:86:GLN:OE1	2.17	0.45
10:CJ:57:VAL:HG13	10:CJ:58:ASN:N	2.31	0.45
20:CT:67:ILE:HD11	20:CT:71:LYS:CD	2.45	0.45
21:CU:15:ALA:O	21:CU:16:LEU:C	2.54	0.45
22:DA:194:G:C6	22:DA:202:U:C2	3.05	0.45
22:DA:281:C:H2'	22:DA:282:A:C8	2.52	0.45
22:DA:822:G:H5'	57:DA:3344:HOH:O	2.17	0.45
22:DA:1087:G:N1	22:DA:1089:A:C2	2.85	0.45
22:DA:1097:U:O2'	30:DI:9:VAL:HG11	2.16	0.45
22:DA:1266:G:OP1	48:D0:16:ARG:NE	2.49	0.45
22:DA:1355:G:C5	22:DA:1377:G:N2	2.85	0.45
22:DA:1745:A:C4	22:DA:1746:A:C8	3.05	0.45
22:DA:1808:A:H3'	22:DA:1809:A:H8	1.81	0.45
22:DA:1863:G:H2'	22:DA:1864:U:O4'	2.16	0.45
22:DA:1869:G:H2'	22:DA:1870:C:H5'	1.98	0.45
22:DA:2435:A:H2'	22:DA:2436:G:O4'	2.17	0.45
22:DA:2563:U:C1'	22:DA:2566:A:N6	2.79	0.45
22:DA:2676:C:OP1	32:DK:31:ARG:NH2	2.50	0.45
22:DA:2699:C:O2	22:DA:2709:G:C2	2.69	0.45
22:DA:2747:G:O2'	28:DG:67:THR:HG22	2.16	0.45
23:DB:99:A:N6	23:DB:100:G:C6	2.85	0.45
24:DC:66:ASP:OD2	24:DC:102:ARG:HD3	2.17	0.45
26:DE:130:LYS:O	26:DE:133:LEU:HB2	2.16	0.45
27:DF:106:ILE:CD1	27:DF:139:PRO:HG2	2.47	0.45
29:DH:5:LEU:CD1	29:DH:13:GLY:CA	2.95	0.45
35:DN:29:VAL:HG13	35:DN:83:LEU:CD1	2.47	0.45
43:DV:8:VAL:HA	43:DV:39:ALA:O	2.17	0.45
1:AA:21:G:H1'	1:AA:915:A:N6	2.32	0.45
1:AA:587:G:C2	1:AA:755:G:C6	3.04	0.45
1:AA:772:U:C6	1:AA:772:U:H3'	2.51	0.45
1:AA:836:G:C6	1:AA:851:G:C5	3.05	0.45
1:AA:957:U:H1'	1:AA:960:U:C4	2.51	0.45
1:AA:1100:C:OP2	2:AB:95:ARG:HD2	2.16	0.45
1:AA:1126:U:O2	1:AA:1280:A:H5''	2.16	0.45
1:AA:1202:U:O2	1:AA:1202:U:C2'	2.65	0.45
1:AA:1422:G:O2'	32:BK:49:ARG:NH2	2.50	0.45
2:AB:82:ASP:C	2:AB:84:ALA:N	2.67	0.45
5:AE:155:ALA:O	8:AH:66:PHE:CE1	2.70	0.45

*Continued on next page...*



*Continued from previous page...*

Atom-1	Atom-2	Interatomic distance (Å)	Clash overlap (Å)
8:AH:47:GLU:O	8:AH:48:ASP:HB2	2.17	0.45
8:AH:64:LYS:HB2	8:AH:71:VAL:CG2	2.46	0.45
10:AJ:8:ILE:HG23	10:AJ:100:ILE:HA	2.00	0.45
10:AJ:36:VAL:HG22	10:AJ:76:ILE:HG12	1.99	0.45
12:AL:3:THR:HB	12:AL:6:GLN:H	1.82	0.45
19:AS:75:ALA:N	19:AS:76:PRO:CD	2.80	0.45
22:BA:675:A:OP1	26:BE:58:LYS:HE2	2.17	0.45
22:BA:1012:U:C2	31:BJ:27:ARG:NH1	2.85	0.45
22:BA:1026:G:C5	22:BA:1134:A:C5	3.05	0.45
22:BA:1171:G:C2	22:BA:1178:C:O2	2.69	0.45
22:BA:1570:A:H2'	22:BA:1571:A:C8	2.51	0.45
22:BA:1720:U:H2'	22:BA:1721:G:O4'	2.17	0.45
22:BA:1917:U:O4	22:BA:1918:A:C6	2.69	0.45
22:BA:2308:G:O6	22:BA:2311:A:N7	2.50	0.45
22:BA:2515:C:O2'	22:BA:2516:A:H5'	2.17	0.45
22:BA:2607:G:H2'	22:BA:2608:G:O4'	2.17	0.45
22:BA:2619:C:H2'	22:BA:2620:C:H6	1.82	0.45
22:BA:2686:G:H2'	22:BA:2687:U:O4'	2.17	0.45
22:BA:2862:G:H2'	22:BA:2863:C:O4'	2.16	0.45
26:BE:108:ILE:HG13	26:BE:109:LEU:N	2.31	0.45
27:BF:108:VAL:N	27:BF:109:PRO:HD2	2.31	0.45
30:BI:47:ASP:HA	30:BI:51:LYS:CD	2.47	0.45
38:BQ:91:ASP:O	38:BQ:95:LEU:HD12	2.17	0.45
42:BU:39:ILE:HG22	42:BU:40:ASN:N	2.29	0.45
42:BU:45:HIS:N	42:BU:45:HIS:CD2	2.85	0.45
43:BV:51:GLN:HB2	43:BV:57:TYR:OH	2.17	0.45
1:CA:211:G:H21	1:CA:212:G:H1'	1.82	0.45
1:CA:317:U:N3	1:CA:337:G:C2	2.85	0.45
1:CA:456:A:N6	1:CA:457:G:C6	2.85	0.45
1:CA:459:A:C2	1:CA:460:A:C4	3.04	0.45
1:CA:572:A:H5'	1:CA:573:A:P	2.57	0.45
1:CA:583:A:C8	1:CA:584:G:N7	2.85	0.45
1:CA:585:G:C6	1:CA:586:C:C4	3.05	0.45
1:CA:604:G:C6	1:CA:605:U:C2	3.05	0.45
1:CA:608:A:N7	57:CA:1798:HOH:O	2.49	0.45
1:CA:662:U:C2	1:CA:663:A:N7	2.85	0.45
1:CA:1304:G:H2'	1:CA:1305:G:C1'	2.47	0.45
1:CA:1345:U:C2	1:CA:1377:A:N1	2.85	0.45
1:CA:1503:A:C8	1:CA:1531:A:N3	2.85	0.45
1:CA:1521:C:N4	1:CA:1522:U:O4	2.50	0.45
2:CB:210:VAL:CG2	2:CB:211:THR:N	2.79	0.45

*Continued on next page...*

*Continued from previous page...*

Atom-1	Atom-2	Interatomic distance (Å)	Clash overlap (Å)
22:DA:236:C:O2'	22:DA:431:U:H4'	2.17	0.45
22:DA:420:C:H2'	22:DA:421:C:H6	1.82	0.45
22:DA:535:G:O2'	38:DQ:53:ARG:HG3	2.17	0.45
22:DA:549:G:N3	22:DA:549:G:O4'	2.49	0.45
22:DA:1649:G:C6	22:DA:2009:A:N6	2.85	0.45
22:DA:1877:A:C6	22:DA:1878:G:C5	3.05	0.45
22:DA:2033:A:H4'	22:DA:2034:U:OP1	2.16	0.45
22:DA:2199:A:C4	22:DA:2225:A:C2	3.04	0.45
22:DA:2208:C:C2	22:DA:2217:G:N2	2.85	0.45
22:DA:2216:G:H2'	22:DA:2217:G:H8	1.81	0.45
22:DA:2330:G:C2	22:DA:2386:A:N1	2.85	0.45
22:DA:2354:C:O2'	44:DW:35:SER:HA	2.17	0.45
26:DE:146:VAL:HG21	26:DE:148:ILE:HD11	1.98	0.45
43:DV:21:ARG:HA	43:DV:25:LYS:O	2.17	0.45
47:DZ:44:ILE:HD13	47:DZ:44:ILE:N	2.31	0.45
51:D3:30:ARG:O	51:D3:31:HIS:HB3	2.16	0.45
1:AA:193:C:O2'	20:AT:56:PRO:HA	2.17	0.44
1:AA:202:G:C2	1:AA:216:U:O2	2.70	0.44
1:AA:260:G:H2'	1:AA:261:U:C6	2.52	0.44
1:AA:462:G:N7	1:AA:463:U:C5	2.85	0.44
1:AA:577:G:C8	1:AA:816:A:C6	3.05	0.44
1:AA:914:A:C5	1:AA:915:A:N7	2.85	0.44
1:AA:1254:A:H2'	1:AA:1255:G:C8	2.52	0.44
1:AA:1268:G:H2'	1:AA:1269:A:C8	2.52	0.44
1:AA:1290:G:H2'	1:AA:1290:G:N3	2.33	0.44
1:AA:1296:C:H4'	1:AA:1302:C:C5	2.52	0.44
1:AA:1301:U:C5	1:AA:1303:C:C4	3.05	0.44
1:AA:1302:C:C4	13:AM:17:ILE:HD11	2.52	0.44
1:AA:1460:C:H2'	1:AA:1461:G:O4'	2.17	0.44
1:AA:1517:G:H1'	22:BA:1919:A:O3'	2.17	0.44
3:AC:47:LEU:HB3	3:AC:50:ALA:HB3	1.99	0.44
4:AD:172:GLU:O	4:AD:180:GLY:HA2	2.17	0.44
4:AD:190:ASP:O	4:AD:191:LEU:O	2.35	0.44
5:AE:16:ILE:HD13	5:AE:137:VAL:HG11	1.99	0.44
5:AE:155:ALA:O	5:AE:156:LYS:C	2.53	0.44
6:AF:12:PRO:O	6:AF:13:ASP:C	2.56	0.44
7:AG:126:ASP:OD2	7:AG:131:LYS:HE3	2.18	0.44
13:AM:11:ASP:OD1	13:AM:45:ILE:HD13	2.17	0.44
17:AQ:68:SER:O	17:AQ:70:THR:N	2.50	0.44
21:AU:6:VAL:CG2	21:AU:17:ARG:HD3	2.46	0.44
22:BA:27:G:N9	22:BA:512:G:N2	2.65	0.44

*Continued on next page...*

*Continued from previous page...*

Atom-1	Atom-2	Interatomic distance (Å)	Clash overlap (Å)
22:BA:141:G:H5''	22:BA:142:A:C5	2.52	0.44
22:BA:324:A:C2'	22:BA:325:G:O5'	2.65	0.44
22:BA:623:C:H2'	22:BA:624:C:C6	2.51	0.44
22:BA:769:U:H2'	22:BA:770:G:C8	2.52	0.44
22:BA:976:G:C2	22:BA:977:G:C8	3.05	0.44
22:BA:997:G:O2'	22:BA:998:C:H5'	2.16	0.44
22:BA:1004:U:H2'	22:BA:1005:C:OP2	2.16	0.44
22:BA:1105:U:H2'	22:BA:1106:G:H8	1.81	0.44
22:BA:1196:C:C2'	22:BA:1197:G:O5'	2.65	0.44
22:BA:1301:A:C2	22:BA:1303:G:C5	3.05	0.44
22:BA:1565:C:C5	22:BA:1567:G:C5	3.05	0.44
22:BA:1682:G:C8	22:BA:1757:A:C2	3.05	0.44
22:BA:1840:G:C2	22:BA:1841:U:C2	3.05	0.44
22:BA:1935:G:N1	22:BA:1962:C:C6	2.84	0.44
22:BA:2511:U:O4	22:BA:2575:C:N3	2.50	0.44
22:BA:2550:G:P	57:BA:3722:HOH:O	2.73	0.44
22:BA:2820:A:H3'	22:BA:2820:A:C8	2.52	0.44
22:BA:2861:U:O2	22:BA:2862:G:C8	2.70	0.44
23:BB:48:U:H2'	23:BB:49:C:C6	2.52	0.44
24:BC:101:ARG:O	24:BC:102:ARG:CG	2.65	0.44
24:BC:247:PRO:HG2	24:BC:248:TRP:CH2	2.53	0.44
26:BE:171:ASP:C	26:BE:171:ASP:OD1	2.56	0.44
26:BE:191:ASP:O	26:BE:195:GLN:HG3	2.17	0.44
27:BF:14:LYS:O	27:BF:18:THR:HG23	2.16	0.44
30:BI:100:LYS:O	30:BI:101:ILE:HD13	2.17	0.44
32:BK:71:ARG:O	32:BK:73:ASP:N	2.50	0.44
37:BP:28:VAL:HG12	37:BP:30:VAL:HG23	1.99	0.44
39:BR:39:LEU:HA	39:BR:49:ILE:CG2	2.47	0.44
41:BT:54:GLU:HB3	41:BT:88:LYS:HG3	1.99	0.44
46:BY:15:ASN:O	46:BY:19:LEU:HG	2.16	0.44
1:CA:637:C:H2'	1:CA:638:U:C6	2.53	0.44
1:CA:722:G:H3'	1:CA:722:G:N3	2.32	0.44
1:CA:786:G:C2	1:CA:787:A:H1'	2.52	0.44
1:CA:1041:G:C6	1:CA:1042:A:N6	2.85	0.44
1:CA:1086:U:H4'	1:CA:1086:U:OP1	2.17	0.44
1:CA:1276:G:H2'	1:CA:1277:C:C6	2.52	0.44
1:CA:1345:U:H4'	1:CA:1346:A:H5''	1.98	0.44
1:CA:1388:C:C2	1:CA:1389:C:C5	3.05	0.44
2:CB:18:HIS:O	2:CB:19:GLN:HB2	2.15	0.44
2:CB:222:ARG:HG2	2:CB:223:GLU:N	2.31	0.44
5:CE:137:VAL:O	5:CE:138:ARG:HB2	2.14	0.44

*Continued on next page...*

*Continued from previous page...*

Atom-1	Atom-2	Interatomic distance (Å)	Clash overlap (Å)
7:CG:75:VAL:HG11	7:CG:144:MET:HG3	1.99	0.44
10:CJ:11:LYS:HB2	10:CJ:97:ASP:HB3	2.00	0.44
11:CK:82:LEU:HD23	11:CK:82:LEU:O	2.17	0.44
11:CK:118:HIS:O	11:CK:119:ASN:HB2	2.17	0.44
17:CQ:15:ASP:HA	17:CQ:21:ILE:HD12	1.98	0.44
17:CQ:50:ASN:O	17:CQ:51:ASN:C	2.55	0.44
22:DA:503:A:C4	22:DA:506:G:N7	2.85	0.44
22:DA:917:A:H2'	22:DA:917:A:N3	2.32	0.44
22:DA:1076:C:H1'	30:DI:93:PRO:HG2	1.98	0.44
22:DA:1133:A:N6	22:DA:2025:C:O2'	2.49	0.44
22:DA:1184:U:OP1	47:DZ:30:ARG:HD3	2.17	0.44
22:DA:1380:G:OP2	57:DA:3748:HOH:O	2.21	0.44
22:DA:1480:C:H2'	22:DA:1481:U:C6	2.52	0.44
22:DA:1726:C:H2'	22:DA:1727:C:H6	1.82	0.44
22:DA:1866:A:C2	22:DA:1876:A:C4	3.05	0.44
22:DA:2048:G:C6	22:DA:2049:G:C5	3.05	0.44
22:DA:2480:C:N4	22:DA:2481:G:C6	2.85	0.44
22:DA:2885:G:O6	48:D0:29:SER:HB2	2.17	0.44
24:DC:148:PRO:HD3	24:DC:185:GLU:CD	2.38	0.44
25:DD:38:LYS:NZ	25:DD:81:GLU:OE1	2.41	0.44
25:DD:151:THR:HG22	25:DD:152:PRO:N	2.32	0.44
26:DE:42:GLY:HA3	26:DE:90:GLN:O	2.16	0.44
27:DF:106:ILE:HG12	27:DF:107:ALA:N	2.33	0.44
29:DH:1:MET:CE	29:DH:27:ARG:NH1	2.80	0.44
31:DJ:70:THR:HG22	31:DJ:90:GLU:OE1	2.17	0.44
31:DJ:139:VAL:HG13	31:DJ:140:LEU:N	2.32	0.44
33:DL:43:GLY:O	33:DL:44:GLY:C	2.55	0.44
33:DL:68:SER:O	33:DL:69:ARG:CB	2.65	0.44
43:DV:9:ARG:NH2	43:DV:12:GLN:HA	2.32	0.44
1:AA:220:G:C5	1:AA:221:C:C5	3.05	0.44
1:AA:222:C:H2'	1:AA:223:A:C8	2.53	0.44
1:AA:451:A:H5''	16:AP:70:ARG:HH22	1.83	0.44
1:AA:615:G:C6	1:AA:616:G:N7	2.85	0.44
1:AA:760:G:H2'	1:AA:761:G:C5'	2.46	0.44
1:AA:774:G:C6	1:AA:775:G:C5	3.06	0.44
1:AA:1000:A:C2	1:AA:1041:G:N2	2.85	0.44
1:AA:1374:A:C2	1:AA:1375:A:C8	3.05	0.44
5:AE:76:LEU:HB3	5:AE:77:ASN:H	1.61	0.44
7:AG:139:GLU:O	7:AG:143:ARG:CG	2.66	0.44
8:AH:14:ILE:O	8:AH:15:ARG:C	2.55	0.44
14:AN:64:CYS:O	14:AN:67:THR:N	2.49	0.44

*Continued on next page...*

*Continued from previous page...*

Atom-1	Atom-2	Interatomic distance (Å)	Clash overlap (Å)
16:AP:12:LYS:O	16:AP:13:LYS:HB2	2.18	0.44
22:BA:637:A:P	33:BL:112:LEU:HB3	2.57	0.44
22:BA:659:G:C5	22:BA:660:C:C5	3.05	0.44
22:BA:827:U:H2'	22:BA:2068:U:O2	2.16	0.44
22:BA:1002:G:C6	57:BA:3739:HOH:O	2.56	0.44
22:BA:1059:G:O2'	30:BI:129:ILE:HA	2.17	0.44
22:BA:1322:A:O3'	40:BS:84:ARG:NH1	2.39	0.44
22:BA:1832:C:H2'	22:BA:1833:C:O5'	2.17	0.44
23:BB:15:A:O2'	23:BB:16:G:H5'	2.16	0.44
26:BE:48:THR:C	26:BE:50:ALA:N	2.68	0.44
26:BE:76:PRO:C	26:BE:78:TRP:H	2.20	0.44
27:BF:108:VAL:HG22	27:BF:111:ILE:HD11	1.98	0.44
32:BK:43:ILE:HD13	32:BK:52:VAL:HG21	1.98	0.44
45:BX:33:LEU:O	45:BX:34:HIS:CG	2.70	0.44
53:B5:23:ILE:O	53:B5:26:ALA:HB3	2.17	0.44
1:CA:674:G:H4'	18:CR:70:TYR:CD1	2.52	0.44
1:CA:1244:G:C6	1:CA:1245:C:C4	3.05	0.44
1:CA:1421:G:N2	1:CA:1422:G:C4	2.85	0.44
2:CB:24:ASN:C	2:CB:26:LYS:H	2.19	0.44
3:CC:28:GLU:O	3:CC:32:ASN:HB2	2.18	0.44
3:CC:156:ARG:O	3:CC:159:GLY:N	2.47	0.44
5:CE:112:ARG:O	5:CE:113:ALA:C	2.55	0.44
9:CI:19:VAL:HG12	9:CI:86:ALA:HB2	1.99	0.44
12:CL:90:LEU:CB	12:CL:93:VAL:CG2	2.94	0.44
17:CQ:81:LYS:O	17:CQ:83:VAL:N	2.50	0.44
22:DA:282:A:H2'	22:DA:283:G:C8	2.52	0.44
22:DA:651:G:O5'	51:D3:19:LYS:HG3	2.18	0.44
22:DA:686:U:H1'	50:D2:6:GLN:O	2.16	0.44
22:DA:993:G:C6	22:DA:1162:G:C6	3.05	0.44
22:DA:1392:A:C6	22:DA:1393:A:C6	3.05	0.44
22:DA:1812:U:H1'	24:DC:45:ASN:ND2	2.32	0.44
22:DA:1952:A:N3	32:DK:22:ILE:HD12	2.32	0.44
22:DA:2016:U:O2	48:D0:4:GLN:HG2	2.17	0.44
22:DA:2261:C:C2	22:DA:2280:G:N2	2.85	0.44
22:DA:2413:G:C4	22:DA:2414:G:C8	3.05	0.44
22:DA:2482:A:C8	22:DA:2483:C:C5	3.05	0.44
22:DA:2742:G:C6	22:DA:2763:G:N2	2.85	0.44
22:DA:2836:U:C2	22:DA:2837:A:N7	2.85	0.44
24:DC:87:ARG:HB3	24:DC:87:ARG:NH1	2.32	0.44
28:DG:93:GLY:HA2	28:DG:95:ARG:NH2	2.31	0.44
28:DG:94:TYR:HA	28:DG:106:SER:O	2.18	0.44

*Continued on next page...*

*Continued from previous page...*

Atom-1	Atom-2	Interatomic distance (Å)	Clash overlap (Å)
30:DI:11:LEU:HD13	30:DI:24:VAL:HG11	1.99	0.44
30:DI:24:VAL:CG2	30:DI:28:LEU:HD23	2.48	0.44
30:DI:101:ILE:HG22	30:DI:102:SER:N	2.32	0.44
35:DN:24:MET:CE	35:DN:44:LEU:HB2	2.47	0.44
37:DP:79:PRO:O	37:DP:81:VAL:N	2.51	0.44
41:DT:72:GLN:O	41:DT:73:ARG:C	2.56	0.44
42:DU:7:ARG:HG3	42:DU:8:ASP:N	2.32	0.44
51:D3:52:LYS:O	51:D3:54:ASP:N	2.50	0.44
1:AA:262:A:C6	1:AA:263:A:C6	3.06	0.44
1:AA:268:U:H2'	1:AA:269:C:C6	2.52	0.44
1:AA:429:U:H1'	1:AA:430:A:H5''	1.98	0.44
1:AA:522:C:N4	1:AA:523:A:C6	2.85	0.44
1:AA:739:C:C4	1:AA:740:U:C5	3.05	0.44
1:AA:958:A:N3	1:AA:985:C:O2'	2.47	0.44
1:AA:1329:A:H2'	1:AA:1330:U:H5'	2.00	0.44
1:AA:1386:G:O2'	1:AA:1387:G:H5'	2.17	0.44
2:AB:106:THR:O	2:AB:107:VAL:HG23	2.17	0.44
4:AD:62:ARG:NE	4:AD:67:VAL:O	2.45	0.44
5:AE:76:LEU:O	5:AE:77:ASN:HB2	2.16	0.44
8:AH:88:ARG:O	8:AH:122:GLY:HA3	2.17	0.44
22:BA:310:A:C5'	42:BU:15:THR:HG22	2.47	0.44
22:BA:480:A:C2'	22:BA:481:G:OP1	2.65	0.44
22:BA:591:U:HO2'	51:B3:2:PRO:N	2.16	0.44
22:BA:622:G:H5''	57:BA:3292:HOH:O	2.15	0.44
22:BA:776:G:H4'	22:BA:777:G:O5'	2.17	0.44
22:BA:947:A:O2'	22:BA:984:A:H2	2.01	0.44
22:BA:1185:G:H5''	22:BA:1186:G:P	2.58	0.44
22:BA:1770:G:C5	22:BA:1983:G:C6	3.06	0.44
22:BA:1890:A:C2	22:BA:1891:G:H1'	2.52	0.44
22:BA:2042:A:C2'	22:BA:2043:C:H5'	2.48	0.44
22:BA:2460:U:O2'	22:BA:2461:A:H5'	2.17	0.44
22:BA:2706:A:C2	22:BA:2707:U:C2	3.05	0.44
25:BD:113:SER:O	25:BD:167:ASN:HA	2.16	0.44
29:BH:57:LYS:CG	29:BH:58:LEU:N	2.81	0.44
30:BI:45:LYS:HE2	30:BI:45:LYS:HB2	1.84	0.44
36:BO:19:GLN:O	36:BO:20:GLU:C	2.56	0.44
37:BP:114:LEU:O	37:BP:115:ASN:HB3	2.18	0.44
41:BT:17:SER:O	41:BT:20:ALA:N	2.51	0.44
1:CA:560:A:C8	1:CA:566:G:C4	3.06	0.44
1:CA:765:G:C6	1:CA:812:G:C4	3.05	0.44
1:CA:865:A:C2	1:CA:918:A:H4'	2.53	0.44

*Continued on next page...*

*Continued from previous page...*

Atom-1	Atom-2	Interatomic distance (Å)	Clash overlap (Å)
1:CA:1225:A:N3	1:CA:1225:A:C2'	2.81	0.44
2:CB:16:PHE:O	2:CB:41:ILE:HG13	2.18	0.44
3:CC:152:GLU:OE2	3:CC:154:SER:HB3	2.18	0.44
5:CE:105:ILE:C	5:CE:105:ILE:HD12	2.38	0.44
5:CE:109:GLY:O	5:CE:110:ALA:C	2.55	0.44
5:CE:154:ALA:O	5:CE:155:ALA:C	2.55	0.44
7:CG:69:VAL:HG12	7:CG:134:ALA:O	2.16	0.44
20:CT:69:LYS:HB2	20:CT:69:LYS:NZ	2.33	0.44
21:CU:12:PHE:HD1	21:CU:13:ASP:N	2.15	0.44
22:DA:67:U:H2'	22:DA:68:G:O4'	2.17	0.44
22:DA:250:G:C6	22:DA:251:A:C6	3.05	0.44
22:DA:305:C:H1'	22:DA:313:G:C2	2.52	0.44
22:DA:321:U:OP2	26:DE:130:LYS:HA	2.17	0.44
22:DA:396:G:O2'	22:DA:397:U:H5'	2.17	0.44
22:DA:616:A:H4'	26:DE:101:TYR:CE2	2.52	0.44
22:DA:990:A:OP1	22:DA:1157:G:H5''	2.17	0.44
22:DA:1085:A:C5	22:DA:1086:A:N6	2.85	0.44
22:DA:1087:G:C4	22:DA:1089:A:H1'	2.52	0.44
22:DA:1358:G:H1'	22:DA:1374:G:N2	2.32	0.44
22:DA:1469:A:C2	22:DA:1470:A:C5	3.05	0.44
22:DA:1707:G:C4	22:DA:1756:G:C6	3.06	0.44
22:DA:2199:A:H2'	22:DA:2200:C:O4'	2.18	0.44
31:DJ:110:PRO:O	31:DJ:115:GLY:HA3	2.17	0.44
41:DT:34:VAL:HG21	41:DT:43:ILE:CD1	2.47	0.44
42:DU:13:VAL:HB	42:DU:18:ASP:O	2.18	0.44
42:DU:13:VAL:CG2	42:DU:39:ILE:HD12	2.47	0.44
43:DV:30:ILE:HD12	43:DV:40:ILE:HD11	1.99	0.44
1:AA:149:A:C6	1:AA:150:U:C4	3.06	0.44
1:AA:172:A:C5	1:AA:174:A:N7	2.86	0.44
1:AA:829:G:C2	1:AA:830:G:C8	3.05	0.44
1:AA:1072:G:H2'	1:AA:1073:U:C6	2.52	0.44
1:AA:1124:G:OP1	10:AJ:37:ARG:C	2.56	0.44
1:AA:1161:C:H2'	1:AA:1162:C:H6	1.78	0.44
1:AA:1301:U:C6	1:AA:1303:C:C5	3.05	0.44
2:AB:217:VAL:O	2:AB:220:THR:HG23	2.18	0.44
5:AE:56:VAL:N	5:AE:57:PRO:CD	2.80	0.44
6:AF:10:VAL:HG21	6:AF:18:VAL:HG22	1.99	0.44
9:AI:22:LYS:HD2	9:AI:22:LYS:O	2.17	0.44
12:AL:86:ARG:CZ	12:AL:88:LYS:HB3	2.48	0.44
14:AN:53:ARG:HG3	14:AN:59:ARG:NH1	2.33	0.44
19:AS:23:VAL:HG12	19:AS:24:GLU:N	2.32	0.44

*Continued on next page...*

*Continued from previous page...*

Atom-1	Atom-2	Interatomic distance (Å)	Clash overlap (Å)
22:BA:71:A:N1	22:BA:114:U:H1'	2.32	0.44
22:BA:336:C:O2'	22:BA:337:C:H5'	2.18	0.44
22:BA:509:C:O3'	57:BA:3770:HOH:O	2.21	0.44
22:BA:655:A:H4'	22:BA:656:G:OP1	2.17	0.44
22:BA:1206:G:C6	22:BA:1207:C:C4	3.05	0.44
22:BA:1305:C:C5'	22:BA:1306:C:OP2	2.65	0.44
22:BA:1424:G:C2	22:BA:1425:G:H1'	2.53	0.44
22:BA:1442:U:H2'	22:BA:1443:U:C6	2.52	0.44
22:BA:1669:A:H5''	22:BA:2550:G:OP1	2.17	0.44
22:BA:1750:G:O2'	22:BA:1751:U:H5'	2.17	0.44
22:BA:1983:G:C4	22:BA:1984:G:C8	3.05	0.44
22:BA:2038:G:H2'	22:BA:2039:U:O4'	2.16	0.44
22:BA:2418:A:C5	22:BA:2419:U:C5	3.06	0.44
23:BB:112:G:N2	36:BO:45:SER:O	2.46	0.44
27:BF:73:SER:HB2	27:BF:81:GLN:N	2.33	0.44
29:BH:31:VAL:N	29:BH:32:PRO:CD	2.80	0.44
29:BH:62:LEU:HD12	29:BH:62:LEU:O	2.17	0.44
33:BL:57:LEU:C	33:BL:59:ARG:H	2.20	0.44
38:BQ:32:TYR:CD2	38:BQ:32:TYR:C	2.90	0.44
39:BR:67:GLY:C	39:BR:93:PHE:CE2	2.90	0.44
49:B1:6:ARG:HG2	49:B1:24:THR:HB	1.99	0.44
1:CA:109:A:N3	1:CA:327:A:C2	2.85	0.44
1:CA:437:U:HO2'	4:CD:120:HIS:HD1	1.65	0.44
1:CA:463:U:O2	1:CA:463:U:H2'	2.17	0.44
1:CA:636:U:H2'	1:CA:637:C:C6	2.53	0.44
1:CA:782:A:C8	1:CA:783:C:C5	3.06	0.44
1:CA:1095:U:C4	1:CA:1096:C:N4	2.86	0.44
1:CA:1163:A:C2	1:CA:1174:G:C2	3.05	0.44
1:CA:1306:A:H2'	1:CA:1307:U:O4'	2.18	0.44
1:CA:1400:C:H4'	1:CA:1401:G:OP2	2.18	0.44
1:CA:1521:C:N3	1:CA:1522:U:C5	2.86	0.44
5:CE:44:GLY:O	5:CE:45:ARG:C	2.55	0.44
6:CF:25:TYR:O	6:CF:26:THR:C	2.55	0.44
6:CF:43:GLY:HA2	6:CF:58:HIS:NE2	2.33	0.44
8:CH:18:GLN:HG2	8:CH:63:LEU:HD13	1.97	0.44
8:CH:45:PHE:CE1	8:CH:129:VAL:HG12	2.52	0.44
11:CK:108:THR:HG22	11:CK:109:ASN:OD1	2.17	0.44
13:CM:14:HIS:HB2	13:CM:17:ILE:CD1	2.46	0.44
19:CS:53:ASN:HB3	19:CS:75:ALA:HB1	1.98	0.44
20:CT:57:ILE:O	20:CT:61:GLN:HG2	2.17	0.44
22:DA:185:G:C6	22:DA:212:G:N2	2.85	0.44

*Continued on next page...*



*Continued from previous page...*

Atom-1	Atom-2	Interatomic distance (Å)	Clash overlap (Å)
22:DA:453:A:O3'	22:DA:472:A:N6	2.50	0.44
22:DA:635:C:O2'	22:DA:639:U:H5''	2.17	0.44
22:DA:708:G:N2	22:DA:724:U:H1'	2.33	0.44
22:DA:740:C:C5'	22:DA:1784:A:OP1	2.65	0.44
22:DA:798:G:OP2	26:DE:56:GLY:N	2.49	0.44
22:DA:861:A:H2'	22:DA:862:G:O4'	2.17	0.44
22:DA:1445:G:N2	22:DA:1547:C:C2	2.85	0.44
22:DA:1526:C:N4	22:DA:1527:G:C6	2.86	0.44
22:DA:2221:G:C2'	22:DA:2222:C:H5'	2.47	0.44
22:DA:2428:G:H5''	22:DA:2429:G:P	2.57	0.44
22:DA:2550:G:C6	22:DA:2551:C:N4	2.85	0.44
22:DA:2803:G:H2'	22:DA:2804:U:H6	1.83	0.44
24:DC:108:LYS:HA	24:DC:196:GLY:HA2	1.98	0.44
24:DC:160:THR:HG22	24:DC:177:ARG:HG2	1.98	0.44
27:DF:10:ASP:OD2	27:DF:11:GLU:HG3	2.17	0.44
27:DF:46:ASP:HB3	27:DF:49:LEU:CB	2.47	0.44
28:DG:98:VAL:HG21	28:DG:124:GLU:HA	1.98	0.44
28:DG:140:VAL:O	28:DG:144:VAL:HG23	2.17	0.44
29:DH:25:TYR:O	29:DH:29:PHE:HB3	2.18	0.44
30:DI:53:LEU:HD11	30:DI:82:LYS:HE2	1.99	0.44
32:DK:35:VAL:HG13	32:DK:69:VAL:HG11	1.99	0.44
34:DM:58:LYS:O	34:DM:60:GLN:N	2.48	0.44
38:DQ:32:TYR:CD2	38:DQ:32:TYR:C	2.91	0.44
41:DT:4:GLU:HA	41:DT:7:LEU:HB2	1.99	0.44
42:DU:7:ARG:CG	42:DU:8:ASP:N	2.81	0.44
1:AA:1508:A:H2'	1:AA:1509:C:O4'	2.17	0.44
1:AA:1533:C:H5'	1:AA:1534:A:OP1	2.17	0.44
2:AB:64:LYS:HE2	2:AB:64:LYS:HA	2.00	0.44
4:AD:135:TYR:C	4:AD:135:TYR:CD2	2.90	0.44
12:AL:22:PRO:C	12:AL:24:LEU:H	2.20	0.44
13:AM:78:LYS:HA	13:AM:81:MET:CE	2.47	0.44
17:AQ:4:LYS:HG2	17:AQ:6:ARG:N	2.32	0.44
19:AS:32:ARG:HD3	19:AS:57:HIS:CD2	2.52	0.44
22:BA:84:A:N1	22:BA:98:G:O2'	2.31	0.44
22:BA:613:A:H2'	22:BA:614:A:C5'	2.48	0.44
22:BA:811:U:C4	33:BL:21:ARG:NH1	2.86	0.44
22:BA:959:A:N1	22:BA:960:A:C2	2.86	0.44
22:BA:1061:U:C4	30:BI:10:LYS:O	2.70	0.44
22:BA:1064:C:H4'	30:BI:90:SER:HB2	1.99	0.44
22:BA:1292:G:H2'	22:BA:1293:C:H6	1.81	0.44
22:BA:1624:U:C2	22:BA:1625:C:C6	3.05	0.44

*Continued on next page...*

*Continued from previous page...*

Atom-1	Atom-2	Interatomic distance (Å)	Clash overlap (Å)
22:BA:1808:A:H3'	22:BA:1809:A:O4'	2.17	0.44
22:BA:1824:G:N3	24:BC:252:THR:HG21	2.33	0.44
22:BA:1857:G:C2	22:BA:1884:G:N3	2.86	0.44
22:BA:2230:G:C4	22:BA:2231:U:C5	3.06	0.44
22:BA:2262:U:OP1	44:BW:41:ARG:NH2	2.51	0.44
22:BA:2324:U:H3'	22:BA:2325:G:H5''	1.99	0.44
22:BA:2554:U:C5	22:BA:2555:U:C5	3.05	0.44
22:BA:2694:G:C6	22:BA:2695:U:C4	3.05	0.44
25:BD:4:LEU:HD22	25:BD:100:LEU:HD23	1.99	0.44
27:BF:4:LEU:HD22	27:BF:173:PHE:CE2	2.52	0.44
27:BF:96:MET:CG	27:BF:97:TRP:N	2.80	0.44
30:BI:101:ILE:HG22	30:BI:105:GLN:HB2	1.99	0.44
36:BO:31:THR:HG22	36:BO:34:HIS:H	1.83	0.44
37:BP:6:LYS:HA	37:BP:6:LYS:HD2	1.70	0.44
40:BS:29:VAL:HG11	40:BS:55:ILE:HD11	1.99	0.44
42:BU:54:GLN:N	42:BU:55:PRO:CD	2.80	0.44
43:BV:89:ILE:HG22	43:BV:90:ASP:N	2.32	0.44
1:CA:53:A:C2	1:CA:359:G:C6	3.06	0.44
1:CA:445:G:C2	1:CA:446:G:C4	3.05	0.44
1:CA:991:U:C4	1:CA:1212:U:H1'	2.53	0.44
1:CA:1052:U:H2'	1:CA:1055:A:OP2	2.17	0.44
1:CA:1084:G:C8	1:CA:1085:U:C6	3.05	0.44
1:CA:1093:A:O2'	1:CA:1095:U:OP1	2.20	0.44
2:CB:50:PHE:CD1	2:CB:54:LEU:HD23	2.53	0.44
3:CC:29:PHE:O	3:CC:33:LEU:HB2	2.18	0.44
3:CC:177:THR:CG2	3:CC:179:ARG:HG3	2.48	0.44
10:CJ:46:LYS:HG2	10:CJ:68:ARG:HG2	1.98	0.44
12:CL:80:ILE:HD12	12:CL:97:THR:CG2	2.47	0.44
13:CM:5:ALA:HB2	13:CM:57:ARG:HG2	1.99	0.44
21:CU:35:ARG:CG	21:CU:36:GLU:N	2.81	0.44
22:DA:230:G:C2	22:DA:231:A:C4	3.05	0.44
22:DA:306:U:C5	22:DA:307:G:C5	3.05	0.44
22:DA:310:A:C5	22:DA:330:A:C6	3.06	0.44
22:DA:581:C:OP2	38:DQ:33:ARG:NE	2.49	0.44
22:DA:729:G:N3	22:DA:1775:U:H1'	2.32	0.44
22:DA:931:U:O4	22:DA:1184:U:O4'	2.35	0.44
22:DA:1129:A:O2'	22:DA:2515:C:O2'	2.33	0.44
22:DA:1491:G:C2	22:DA:1492:G:C5	3.05	0.44
22:DA:1530:G:C2	22:DA:1542:U:O2	2.71	0.44
22:DA:1855:U:C5	22:DA:1856:U:C5	3.06	0.44
22:DA:1993:U:H2'	22:DA:1994:C:O4'	2.17	0.44

*Continued on next page...*

*Continued from previous page...*

Atom-1	Atom-2	Interatomic distance (Å)	Clash overlap (Å)
22:DA:2199:A:C5	22:DA:2200:C:C2	3.05	0.44
22:DA:2344:U:H4'	22:DA:2345:G:OP1	2.17	0.44
22:DA:2603:G:C6	22:DA:2604:U:C5	3.06	0.44
22:DA:2666:C:C5	22:DA:2667:C:C5	3.06	0.44
23:DB:109:A:C2	23:DB:110:C:C2	3.05	0.44
25:DD:148:GLN:N	25:DD:148:GLN:CD	2.71	0.44
29:DH:37:VAL:HG22	29:DH:38:PRO:HD2	1.98	0.44
30:DI:101:ILE:HG13	30:DI:138:LEU:HD13	1.99	0.44
43:DV:28:ALA:HB3	43:DV:42:LEU:HD21	1.99	0.44
45:DX:12:PRO:HB3	45:DX:28:ARG:HH21	1.82	0.44
54:D6:6:04X:H33	54:D6:6:04X:H44	1.98	0.44
1:AA:148:G:C2'	1:AA:149:A:O5'	2.65	0.44
1:AA:149:A:C2	1:AA:150:U:C2	3.06	0.44
1:AA:258:G:C2	1:AA:259:G:H1'	2.53	0.44
1:AA:377:G:H2'	1:AA:378:G:H8	1.82	0.44
1:AA:858:G:C2'	1:AA:859:G:H5'	2.47	0.44
1:AA:944:G:C2	1:AA:1340:A:C6	3.05	0.44
1:AA:1469:C:C5	1:AA:1470:U:C5	3.05	0.44
2:AB:210:VAL:O	2:AB:214:LEU:HB3	2.17	0.44
3:AC:39:VAL:O	3:AC:43:LEU:HB2	2.17	0.44
4:AD:153:SER:O	4:AD:154:ARG:C	2.56	0.44
4:AD:163:GLU:OE2	4:AD:164:GLN:HB2	2.17	0.44
5:AE:22:SER:HB2	5:AE:31:PHE:CE2	2.53	0.44
10:AJ:56:HIS:O	10:AJ:57:VAL:HG12	2.18	0.44
10:AJ:65:TYR:HB2	14:AN:96:LEU:HD11	1.98	0.44
17:AQ:49:GLU:O	17:AQ:52:GLU:OE2	2.36	0.44
22:BA:2:G:C6	22:BA:3:U:C4	3.06	0.44
22:BA:27:G:C2	22:BA:512:G:N3	2.86	0.44
22:BA:286:U:C4	22:BA:287:G:N7	2.85	0.44
22:BA:323:C:N4	22:BA:333:G:N7	2.66	0.44
22:BA:858:G:C4	22:BA:2268:A:C2	3.05	0.44
22:BA:1078:U:H5''	22:BA:1079:C:OP1	2.17	0.44
22:BA:1195:G:H2'	22:BA:1196:C:H5'	1.98	0.44
22:BA:1257:C:H4'	26:BE:78:TRP:NE1	2.33	0.44
22:BA:1277:G:H5'	35:BN:20:MET:HE2	2.00	0.44
22:BA:1563:U:H2'	22:BA:1564:C:C6	2.53	0.44
22:BA:1853:A:N1	22:BA:2087:G:H1'	2.32	0.44
22:BA:2064:C:H1'	22:BA:2450:A:C5	2.52	0.44
22:BA:2334:U:C4	36:BO:16:ARG:HD3	2.53	0.44
22:BA:2340:A:H2'	22:BA:2341:G:C8	2.53	0.44
22:BA:2813:A:H2	22:BA:2887:A:N1	2.15	0.44

*Continued on next page...*

*Continued from previous page...*

Atom-1	Atom-2	Interatomic distance (Å)	Clash overlap (Å)
22:BA:2839:G:C5	22:BA:2840:C:C5	3.06	0.44
25:BD:159:LYS:HG3	25:BD:160:LYS:N	2.33	0.44
27:BF:40:VAL:CG1	27:BF:50:LEU:HD13	2.47	0.44
27:BF:99:PHE:C	27:BF:99:PHE:CD2	2.91	0.44
28:BG:24:ILE:HD12	28:BG:72:LEU:HD21	1.99	0.44
30:BI:75:PRO:C	30:BI:78:VAL:HG22	2.37	0.44
39:BR:24:LYS:HA	39:BR:94:THR:CG2	2.48	0.44
42:BU:88:GLU:O	42:BU:89:ASP:HB3	2.18	0.44
47:BZ:23:THR:C	47:BZ:25:LEU:N	2.68	0.44
1:CA:109:A:C2	1:CA:327:A:C2	3.06	0.44
1:CA:328:C:H4'	1:CA:329:A:H5''	1.99	0.44
1:CA:512:U:C2	1:CA:513:C:C5	3.06	0.44
1:CA:659:U:O2'	1:CA:660:C:H5'	2.17	0.44
1:CA:723:U:O2	1:CA:855:U:O3'	2.35	0.44
1:CA:919:A:N1	1:CA:920:U:C4	2.86	0.44
1:CA:1006:G:C6	1:CA:1024:G:N2	2.86	0.44
1:CA:1039:G:C6	1:CA:1040:U:N3	2.86	0.44
1:CA:1208:C:C4	1:CA:1209:C:C4	3.06	0.44
1:CA:1430:A:N6	1:CA:1431:A:C2	2.85	0.44
3:CC:42:TYR:CE1	3:CC:90:VAL:HG21	2.52	0.44
3:CC:77:ILE:HG22	3:CC:78:GLY:O	2.18	0.44
3:CC:83:ASP:C	3:CC:85:GLU:N	2.70	0.44
3:CC:97:VAL:HB	3:CC:98:PRO:HD2	2.00	0.44
4:CD:9:LEU:HD13	4:CD:9:LEU:HA	1.85	0.44
7:CG:95:ARG:HA	7:CG:98:ALA:HB3	1.98	0.44
12:CL:102:LEU:N	12:CL:102:LEU:CD1	2.80	0.44
19:CS:11:ILE:HA	19:CS:38:SER:HA	2.00	0.44
22:DA:30:G:H2'	22:DA:31:C:C6	2.53	0.44
22:DA:249:C:P	22:DA:2394:C:HO2'	2.40	0.44
22:DA:528:A:N1	22:DA:2043:C:O5'	2.51	0.44
22:DA:647:G:N2	22:DA:2350:C:O2'	2.38	0.44
22:DA:748:G:O6	22:DA:751:A:H5'	2.17	0.44
22:DA:1255:U:H2'	22:DA:1256:G:OP1	2.18	0.44
22:DA:1277:G:C5'	35:DN:20:MET:HE1	2.45	0.44
22:DA:1332:G:C6	22:DA:1609:A:N7	2.86	0.44
22:DA:1361:G:N1	22:DA:1362:C:C5	2.85	0.44
22:DA:1593:A:N1	22:DA:1594:U:C2	2.86	0.44
22:DA:1665:A:C6	22:DA:1666:G:C5	3.06	0.44
22:DA:1874:C:H3'	22:DA:1875:G:C8	2.52	0.44
22:DA:2023:C:O2'	22:DA:2024:G:H5'	2.18	0.44
22:DA:2248:C:H2'	22:DA:2249:U:O4'	2.18	0.44

*Continued on next page...*

*Continued from previous page...*

Atom-1	Atom-2	Interatomic distance (Å)	Clash overlap (Å)
22:DA:2314:A:C2	22:DA:2315:G:C5	3.05	0.44
22:DA:2352:A:C2	22:DA:2366:A:N3	2.86	0.44
22:DA:2389:G:H5''	22:DA:2390:U:O4'	2.17	0.44
22:DA:2619:C:OP1	25:DD:157:LYS:HE3	2.18	0.44
25:DD:13:ARG:HD2	25:DD:15:PHE:CE1	2.53	0.44
25:DD:39:ASP:CG	25:DD:40:LEU:N	2.71	0.44
25:DD:149:ASN:OD1	25:DD:150:GLN:N	2.50	0.44
28:DG:11:VAL:O	28:DG:48:ASN:ND2	2.50	0.44
33:DL:70:LYS:O	33:DL:74:THR:HG23	2.18	0.44
38:DQ:94:ILE:HD13	39:DR:11:GLN:HB2	1.99	0.44
41:DT:2:ILE:CG2	41:DT:4:GLU:CG	2.95	0.44
42:DU:18:ASP:OD2	42:DU:18:ASP:N	2.51	0.44
50:D2:11:LYS:HA	50:D2:14:ARG:HB2	1.99	0.44
1:AA:417:G:C5	1:AA:418:C:C4	3.06	0.44
1:AA:529:G:C4'	1:AA:533:A:C2	3.01	0.44
1:AA:675:A:N1	1:AA:716:A:C2	2.86	0.44
1:AA:681:A:N3	1:AA:710:G:C2	2.86	0.44
1:AA:763:G:N2	1:AA:764:C:H1'	2.32	0.44
1:AA:1053:G:C4'	1:AA:1054:C:H5'	2.47	0.44
1:AA:1207:G:C2'	1:AA:1208:C:H5'	2.48	0.44
1:AA:1270:G:O3'	1:AA:1314:C:H5'	2.18	0.44
2:AB:154:MET:O	2:AB:156:GLY:N	2.48	0.44
3:AC:55:ILE:HG13	3:AC:55:ILE:O	2.18	0.44
6:AF:12:PRO:HG2	6:AF:54:LEU:HD21	2.00	0.44
6:AF:38:ARG:HB3	6:AF:63:ASN:CB	2.48	0.44
10:AJ:54:SER:OG	10:AJ:55:PRO:HD2	2.18	0.44
12:AL:72:HIS:CE1	12:AL:74:LEU:HB2	2.53	0.44
13:AM:19:LEU:O	13:AM:25:VAL:HG21	2.18	0.44
22:BA:12:U:O2	22:BA:12:U:H2'	2.17	0.44
22:BA:484:C:H2'	22:BA:485:C:H6	1.81	0.44
22:BA:826:U:O2'	33:BL:53:GLY:HA3	2.18	0.44
22:BA:990:A:N6	22:BA:1186:G:H1'	2.33	0.44
22:BA:1026:G:H2'	22:BA:1027:A:C8	2.53	0.44
22:BA:1122:G:H2'	22:BA:1122:G:N3	2.33	0.44
22:BA:1491:G:O2'	24:BC:100:GLU:HB2	2.17	0.44
22:BA:1492:G:C2	22:BA:1496:A:C6	3.05	0.44
22:BA:1734:G:C4	22:BA:1735:A:C8	3.05	0.44
22:BA:1923:U:O2'	22:BA:1924:C:H5'	2.17	0.44
22:BA:2223:G:C2'	22:BA:2224:G:H5'	2.48	0.44
22:BA:2531:A:N6	22:BA:2532:G:C6	2.86	0.44
22:BA:2574:G:C2	22:BA:2575:C:C2	3.06	0.44

*Continued on next page...*

*Continued from previous page...*

Atom-1	Atom-2	Interatomic distance (Å)	Clash overlap (Å)
22:BA:2674:G:C2	22:BA:2675:A:C4	3.06	0.44
22:BA:2828:G:C2	22:BA:2829:A:C8	3.05	0.44
23:BB:7:G:C5'	36:BO:29:HIS:CE1	3.01	0.44
29:BH:89:LYS:CE	29:BH:124:THR:HG22	2.48	0.44
29:BH:97:ARG:O	29:BH:101:ASP:HB2	2.17	0.44
29:BH:100:ALA:HB2	29:BH:115:VAL:HG21	1.98	0.44
36:BO:67:ASN:O	36:BO:69:ASP:N	2.50	0.44
37:BP:27:GLU:O	37:BP:27:GLU:HG3	2.18	0.44
43:BV:80:HIS:CE1	43:BV:83:LYS:H	2.35	0.44
1:CA:569:C:H1'	1:CA:574:A:C4	2.52	0.44
1:CA:957:U:O2	1:CA:959:A:C8	2.71	0.44
1:CA:1118:U:H1'	1:CA:1179:A:C5	2.52	0.44
1:CA:1262:C:C4	1:CA:1263:C:C4	3.05	0.44
2:CB:115:LYS:HA	2:CB:118:GLU:CG	2.48	0.44
2:CB:133:GLU:HG2	2:CB:137:ARG:HE	1.83	0.44
4:CD:9:LEU:CD2	4:CD:22:LYS:HD2	2.48	0.44
4:CD:203:LEU:HD12	4:CD:203:LEU:O	2.16	0.44
8:CH:111:MET:HB3	8:CH:115:ALA:HB3	2.00	0.44
10:CJ:35:GLN:HG2	10:CJ:77:VAL:CB	2.48	0.44
22:DA:29:U:H5''	38:DQ:7:GLY:HA3	1.99	0.44
22:DA:511:U:O4	22:DA:512:G:C2	2.70	0.44
22:DA:844:A:N3	22:DA:845:A:N7	2.66	0.44
22:DA:1097:U:H3'	22:DA:1098:A:O4'	2.18	0.44
22:DA:1176:U:H2'	22:DA:1177:G:N9	2.33	0.44
22:DA:1693:U:O2	24:DC:14:ARG:CZ	2.66	0.44
22:DA:2026:U:H2'	22:DA:2027:G:C8	2.52	0.44
22:DA:2094:A:O4'	22:DA:2198:A:N6	2.50	0.44
22:DA:2133:G:C2	22:DA:2158:A:C6	3.05	0.44
22:DA:2478:A:C8	22:DA:2529:G:N7	2.85	0.44
22:DA:2766:A:N3	22:DA:2766:A:H2'	2.33	0.44
23:DB:81:G:C4	23:DB:82:U:C6	3.06	0.44
24:DC:15:HIS:O	24:DC:204:VAL:CG2	2.66	0.44
24:DC:138:GLY:N	24:DC:164:ILE:O	2.51	0.44
24:DC:147:LYS:HG3	24:DC:150:LYS:CD	2.48	0.44
24:DC:246:THR:C	24:DC:248:TRP:N	2.71	0.44
27:DF:108:VAL:N	27:DF:109:PRO:CD	2.81	0.44
30:DI:8:TYR:HB3	30:DI:59:ILE:O	2.17	0.44
31:DJ:36:LEU:HG	31:DJ:54:ILE:HD12	2.00	0.44
34:DM:67:VAL:HG11	34:DM:96:ILE:CD1	2.48	0.44
36:DO:36:TYR:HA	36:DO:52:SER:HB2	2.00	0.44
41:DT:29:THR:OG1	41:DT:86:THR:CG2	2.66	0.44

*Continued on next page...*

*Continued from previous page...*

Atom-1	Atom-2	Interatomic distance (Å)	Clash overlap (Å)
44:DW:71:VAL:HG13	44:DW:76:ASN:O	2.18	0.44
45:DX:40:VAL:CG2	45:DX:43:GLU:HB2	2.48	0.44
1:AA:215:C:O2'	1:AA:465:A:N7	2.50	0.44
1:AA:397:A:C5	1:AA:548:G:N7	2.85	0.44
1:AA:604:G:C5	1:AA:605:U:C5	3.06	0.44
1:AA:773:G:C6	1:AA:774:G:N7	2.86	0.44
1:AA:802:A:H5''	1:AA:803:G:OP2	2.17	0.44
1:AA:817:C:C2	1:AA:819:A:O4'	2.71	0.44
1:AA:827:U:H2'	1:AA:870:U:O4	2.18	0.44
1:AA:1014:A:H2'	1:AA:1015:G:O4'	2.17	0.44
1:AA:1130:A:C2	1:AA:1146:A:C5	3.06	0.44
2:AB:103:ASN:O	2:AB:104:TRP:C	2.55	0.44
2:AB:160:ALA:O	2:AB:183:VAL:N	2.50	0.44
4:AD:25:VAL:HG12	4:AD:26:ARG:N	2.32	0.44
4:AD:171:LEU:HD12	4:AD:171:LEU:O	2.17	0.44
5:AE:99:ALA:HB3	5:AE:122:ASN:O	2.18	0.44
5:AE:115:LEU:CG	5:AE:123:VAL:HG21	2.47	0.44
7:AG:113:ASP:HB2	7:AG:119:ARG:HG3	1.99	0.44
10:AJ:6:ILE:CD1	10:AJ:76:ILE:HB	2.48	0.44
13:AM:83:LEU:HD11	19:AS:65:GLU:HG2	1.99	0.44
22:BA:224:U:H2'	22:BA:225:C:O5'	2.18	0.44
22:BA:607:U:O4	22:BA:620:G:O4'	2.35	0.44
22:BA:674:G:O2'	26:BE:69:ARG:HB3	2.18	0.44
22:BA:699:A:N7	22:BA:734:A:C5	2.86	0.44
22:BA:781:A:H2	22:BA:1776:G:N3	2.16	0.44
22:BA:959:A:N6	22:BA:960:A:N1	2.65	0.44
22:BA:1467:U:O4	22:BA:1546:G:C2	2.70	0.44
22:BA:1474:U:C3'	22:BA:1475:G:H5'	2.46	0.44
22:BA:1664:A:H1'	22:BA:2726:A:N1	2.32	0.44
22:BA:1816:C:C6	24:BC:62:TYR:CE1	3.06	0.44
22:BA:2281:A:C2	22:BA:2282:G:C5	3.06	0.44
22:BA:2498:C:H2'	22:BA:2499:C:H5'	2.00	0.44
22:BA:2520:C:C2'	22:BA:2521:C:O5'	2.66	0.44
22:BA:2550:G:C5	22:BA:2551:C:C5	3.06	0.44
22:BA:2557:G:O2'	22:BA:2558:C:H5'	2.18	0.44
22:BA:2793:C:H2'	22:BA:2794:C:H6	1.83	0.44
25:BD:105:LYS:O	25:BD:177:VAL:CG1	2.66	0.44
28:BG:40:ALA:CB	28:BG:58:TYR:CG	3.01	0.44
29:BH:97:ARG:HH11	1:CA:369:G:H2'	1.83	0.44
31:BJ:38:GLY:O	31:BJ:40:HIS:N	2.50	0.44
36:BO:88:LYS:HA	36:BO:115:LEU:HD12	2.00	0.44

*Continued on next page...*

*Continued from previous page...*

Atom-1	Atom-2	Interatomic distance (Å)	Clash overlap (Å)
39:BR:21:ARG:HD3	39:BR:93:PHE:CB	2.48	0.44
40:BS:36:LEU:HD11	40:BS:47:VAL:HG22	2.00	0.44
42:BU:26:LYS:HA	42:BU:26:LYS:NZ	2.33	0.44
45:BX:39:TRP:CZ2	45:BX:44:LYS:HA	2.52	0.44
53:B5:40:GLU:HA	53:B5:181:PHE:HA	1.99	0.44
1:CA:59:A:C4	1:CA:331:G:N2	2.86	0.44
1:CA:214:C:H2'	1:CA:215:C:C6	2.53	0.44
1:CA:298:A:H2'	1:CA:299:G:O4'	2.18	0.44
1:CA:651:C:N4	1:CA:652:U:O4	2.51	0.44
1:CA:676:A:N1	1:CA:677:U:C4	2.86	0.44
1:CA:798:U:N3	1:CA:799:G:C8	2.86	0.44
1:CA:852:G:C4	1:CA:853:C:C6	3.05	0.44
1:CA:861:G:C6	1:CA:862:C:C4	3.06	0.44
1:CA:1084:G:C6	1:CA:1085:U:C4	3.06	0.44
1:CA:1238:A:N3	1:CA:1241:G:O2'	2.35	0.44
1:CA:1422:G:C6	1:CA:1423:G:N7	2.86	0.44
5:CE:90:THR:HG22	5:CE:91:GLY:H	1.81	0.44
5:CE:122:ASN:O	5:CE:123:VAL:O	2.36	0.44
6:CF:92:THR:O	6:CF:93:LYS:C	2.56	0.44
8:CH:6:PRO:O	8:CH:9:ASP:HB3	2.18	0.44
12:CL:37:VAL:HA	12:CL:53:CYS:HA	1.99	0.44
22:DA:13:A:N1	22:DA:525:U:C2	2.86	0.44
22:DA:397:U:H2'	22:DA:398:C:H6	1.83	0.44
22:DA:537:G:N1	22:DA:555:G:C2	2.85	0.44
22:DA:547:A:H3'	22:DA:548:G:H5'	2.00	0.44
22:DA:687:C:C5	22:DA:688:U:C4	3.06	0.44
22:DA:1352:U:C6	22:DA:1377:G:O6	2.71	0.44
22:DA:1357:C:H2'	22:DA:1358:G:O4'	2.18	0.44
22:DA:1358:G:H2'	22:DA:1359:A:OP2	2.18	0.44
22:DA:1385:A:C2	22:DA:1386:C:C2	3.06	0.44
22:DA:1776:G:C2	22:DA:1789:A:N3	2.85	0.44
22:DA:2204:G:C6	22:DA:2221:G:C2	3.06	0.44
22:DA:2532:G:O2'	22:DA:2657:A:N6	2.49	0.44
22:DA:2884:U:O2	22:DA:2884:U:O4'	2.35	0.44
24:DC:260:ASN:OD1	24:DC:262:ARG:HB3	2.17	0.44
25:DD:98:VAL:O	25:DD:98:VAL:HG22	2.16	0.44
27:DF:38:MET:SD	27:DF:57:LEU:HG	2.57	0.44
27:DF:43:ALA:HA	27:DF:46:ASP:O	2.17	0.44
30:DI:10:LYS:CB	30:DI:56:PRO:HB2	2.47	0.44
31:DJ:5:THR:C	31:DJ:6:ALA:O	2.55	0.44
32:DK:118:LEU:O	32:DK:119:ALA:HB3	2.18	0.44

*Continued on next page...*



*Continued from previous page...*

Atom-1	Atom-2	Interatomic distance (Å)	Clash overlap (Å)
36:DO:74:VAL:O	36:DO:78:VAL:HG23	2.18	0.44
41:DT:14:PRO:HD2	46:DY:33:ALA:CB	2.48	0.44
41:DT:44:LYS:O	41:DT:48:GLN:HG2	2.18	0.44
1:AA:373:A:N3	1:AA:374:A:C8	2.86	0.44
1:AA:441:A:C2	1:AA:497:G:C6	3.06	0.44
1:AA:448:A:C8	1:AA:487:A:N1	2.86	0.44
1:AA:454:G:N2	1:AA:479:U:O2	2.51	0.44
1:AA:457:G:O6	1:AA:458:U:N3	2.51	0.44
1:AA:573:A:C6	1:AA:574:A:N1	2.86	0.44
1:AA:670:G:C2'	1:AA:671:G:O5'	2.65	0.44
1:AA:1059:C:H2'	1:AA:1060:U:H6	1.82	0.44
1:AA:1223:C:H3'	1:AA:1224:U:H5''	2.00	0.44
1:AA:1269:A:N1	1:AA:1313:U:O4'	2.50	0.44
1:AA:1315:U:C4	1:AA:1316:G:C5	3.06	0.44
2:AB:166:ALA:HA	2:AB:173:ILE:HD11	1.99	0.44
4:AD:23:SER:O	4:AD:24:GLY:O	2.36	0.44
4:AD:123:ILE:N	4:AD:146:ARG:HG3	2.32	0.44
4:AD:167:LYS:HA	4:AD:168:PRO:HD3	1.70	0.44
5:AE:133:PRO:HA	5:AE:136:VAL:HG12	1.99	0.44
6:AF:52:ASN:O	6:AF:53:LYS:CB	2.65	0.44
17:AQ:4:LYS:HD2	17:AQ:4:LYS:O	2.18	0.44
17:AQ:5:ILE:O	17:AQ:6:ARG:CB	2.65	0.44
22:BA:161:A:H2	22:BA:2217:G:HO2'	1.62	0.44
22:BA:255:A:C2	22:BA:256:A:H1'	2.53	0.44
22:BA:465:G:H2'	22:BA:466:A:C8	2.53	0.44
22:BA:478:A:C6	22:BA:480:A:C6	3.05	0.44
22:BA:597:G:C6	22:BA:598:U:C4	3.06	0.44
22:BA:699:A:C8	22:BA:734:A:C6	3.06	0.44
22:BA:1087:G:N2	22:BA:1090:A:C8	2.86	0.44
22:BA:1088:A:N7	30:BI:135:SER:OG	2.51	0.44
22:BA:1278:C:H2'	22:BA:1279:G:H8	1.83	0.44
22:BA:1569:A:C2	22:BA:1570:A:C4	3.06	0.44
22:BA:1992:G:C4'	22:BA:1993:U:OP1	2.66	0.44
22:BA:2020:A:H5'	48:B0:9:THR:CG2	2.48	0.44
22:BA:2109:U:H2'	22:BA:2110:G:C8	2.53	0.44
22:BA:2142:A:H2'	22:BA:2143:C:C6	2.53	0.44
22:BA:2601:C:O2	22:BA:2603:G:N7	2.51	0.44
22:BA:2617:U:C2'	22:BA:2618:G:H5'	2.48	0.44
22:BA:2673:G:N3	22:BA:2674:G:C8	2.86	0.44
22:BA:2851:A:H2'	22:BA:2852:G:O4'	2.18	0.44
22:BA:2888:C:O2	22:BA:2888:C:C2'	2.66	0.44

*Continued on next page...*

*Continued from previous page...*

Atom-1	Atom-2	Interatomic distance (Å)	Clash overlap (Å)
23:BB:7:G:H5'	36:BO:29:HIS:CE1	2.53	0.44
27:BF:40:VAL:CG1	27:BF:43:ALA:HB3	2.48	0.44
28:BG:124:GLU:CD	28:BG:125:CYS:H	2.21	0.44
29:BH:57:LYS:HG3	29:BH:58:LEU:N	2.33	0.44
29:BH:99:ILE:CD1	29:BH:117:LEU:HD13	2.48	0.44
31:BJ:33:ALA:O	31:BJ:34:ARG:C	2.57	0.44
33:BL:100:ILE:HD12	33:BL:100:ILE:O	2.18	0.44
40:BS:39:THR:O	40:BS:44:ALA:CB	2.65	0.44
41:BT:30:ILE:HD11	41:BT:32:LEU:HD21	2.00	0.44
42:BU:67:VAL:O	42:BU:67:VAL:HG22	2.18	0.44
46:BY:6:LEU:HD13	46:BY:56:LEU:HD22	1.99	0.44
49:B1:12:VAL:CG1	49:B1:13:SER:N	2.81	0.44
53:B5:204:GLY:O	53:B5:205:ALA:HB3	2.18	0.44
1:CA:48:C:H2'	1:CA:365:U:O4	2.17	0.44
1:CA:70:U:C2	1:CA:94:G:N7	2.86	0.44
1:CA:355:C:H2'	1:CA:356:A:O4'	2.18	0.44
1:CA:485:U:HO2'	1:CA:486:U:P	2.39	0.44
1:CA:963:G:C2'	1:CA:964:A:H5'	2.47	0.44
1:CA:1221:G:H5''	19:CS:36:ARG:NH1	2.33	0.44
1:CA:1403:C:H2'	1:CA:1404:C:H6	1.79	0.44
2:CB:83:ALA:O	2:CB:218:ALA:HB1	2.18	0.44
4:CD:129:VAL:O	4:CD:129:VAL:HG13	2.17	0.44
6:CF:9:MET:O	6:CF:84:VAL:HG23	2.17	0.44
6:CF:16:GLU:O	6:CF:18:VAL:N	2.50	0.44
7:CG:66:LEU:HG	7:CG:66:LEU:O	2.18	0.44
9:CI:57:MET:HA	9:CI:60:LYS:HB3	2.00	0.44
19:CS:17:LYS:O	19:CS:21:LYS:HB2	2.18	0.44
22:DA:562:U:H2'	22:DA:572:A:O4'	2.17	0.44
22:DA:776:G:C8	22:DA:793:A:C5	3.06	0.44
22:DA:846:U:HO2'	22:DA:847:U:P	2.41	0.44
22:DA:1358:G:OP2	57:DA:3398:HOH:O	2.21	0.44
22:DA:1392:A:N6	22:DA:1393:A:N6	2.66	0.44
22:DA:1545:A:N7	22:DA:1546:G:C5	2.86	0.44
22:DA:1649:G:O6	22:DA:2009:A:N6	2.51	0.44
22:DA:1682:G:N3	22:DA:1757:A:H1'	2.32	0.44
22:DA:1807:G:C2	22:DA:1809:A:OP2	2.71	0.44
22:DA:2221:G:C5	22:DA:2222:C:C5	3.06	0.44
22:DA:2262:U:C4	22:DA:2279:G:N1	2.85	0.44
22:DA:2346:A:H3'	22:DA:2347:C:C5'	2.45	0.44
23:DB:99:A:C6	23:DB:100:G:C5	3.05	0.44
24:DC:131:PRO:HB2	24:DC:133:ARG:HG2	2.00	0.44

*Continued on next page...*

*Continued from previous page...*

Atom-1	Atom-2	Interatomic distance (Å)	Clash overlap (Å)
26:DE:28:VAL:O	26:DE:32:VAL:HG22	2.18	0.44
26:DE:181:ILE:HB	33:DL:3:LEU:HD13	2.00	0.44
27:DF:12:VAL:O	27:DF:16:LEU:HG	2.18	0.44
28:DG:89:LEU:CD1	28:DG:162:VAL:HG22	2.47	0.44
29:DH:127:GLU:CG	29:DH:144:VAL:O	2.65	0.44
33:DL:56:PRO:O	33:DL:60:ARG:HB3	2.18	0.44
34:DM:135:VAL:O	34:DM:136:MET:HB3	2.18	0.44
36:DO:71:ALA:HB1	36:DO:106:LEU:HB2	2.00	0.44
37:DP:59:PHE:CE2	37:DP:74:PHE:HB2	2.52	0.44
39:DR:84:ARG:O	39:DR:84:ARG:HG3	2.17	0.44
40:DS:63:GLY:O	40:DS:64:ALA:HB3	2.16	0.44
41:DT:14:PRO:HD2	46:DY:33:ALA:HB1	1.98	0.44
46:DY:21:LEU:HA	46:DY:25:GLN:CB	2.48	0.44
1:AA:118:U:O4	1:AA:288:A:H2'	2.18	0.43
1:AA:502:A:H4'	1:AA:550:G:H4'	2.00	0.43
1:AA:520:A:N1	1:AA:536:C:H1'	2.32	0.43
1:AA:642:A:C4	8:AH:106:THR:O	2.71	0.43
1:AA:914:A:C2	1:AA:915:A:N9	2.86	0.43
1:AA:957:U:C2	1:AA:959:A:OP2	2.71	0.43
1:AA:1060:U:H4'	10:AJ:53:ILE:HG23	1.99	0.43
1:AA:1068:G:C2	1:AA:1069:C:C6	3.06	0.43
1:AA:1130:A:H5'	9:AI:20:PHE:CE2	2.53	0.43
1:AA:1257:A:H4'	1:AA:1258:G:OP2	2.17	0.43
1:AA:1328:C:C2	1:AA:1329:A:C8	3.06	0.43
1:AA:1366:C:O2'	1:AA:1367:C:H5'	2.18	0.43
2:AB:117:LEU:HA	2:AB:120:GLN:OE1	2.17	0.43
2:AB:154:MET:HE2	2:AB:158:PRO:HG3	2.00	0.43
2:AB:208:ARG:C	2:AB:212:LEU:HD13	2.38	0.43
4:AD:88:GLU:O	4:AD:91:LEU:N	2.51	0.43
5:AE:151:GLU:C	5:AE:153:VAL:H	2.21	0.43
6:AF:37:HIS:O	6:AF:38:ARG:HB2	2.18	0.43
11:AK:56:ARG:NE	11:AK:56:ARG:HA	2.32	0.43
13:AM:45:ILE:O	13:AM:45:ILE:CG2	2.66	0.43
13:AM:103:LYS:O	13:AM:104:THR:HG23	2.18	0.43
15:AO:88:ARG:O	15:AO:89:ARG:OXT	2.36	0.43
20:AT:3:ASN:OD1	20:AT:3:ASN:C	2.57	0.43
22:BA:659:G:C5	22:BA:660:C:C4	3.05	0.43
22:BA:800:A:H4'	22:BA:801:G:OP1	2.15	0.43
22:BA:973:A:C5'	22:BA:1188:U:O4'	2.66	0.43
22:BA:1363:C:H2'	22:BA:1364:G:O4'	2.18	0.43
22:BA:1477:A:C8	22:BA:1478:G:C8	3.06	0.43

*Continued on next page...*

*Continued from previous page...*

Atom-1	Atom-2	Interatomic distance (Å)	Clash overlap (Å)
22:BA:1544:A:C6	22:BA:1545:A:C6	3.06	0.43
22:BA:1786:A:H1'	22:BA:1938:A:N6	2.33	0.43
22:BA:1866:A:C6	22:BA:1876:A:N7	2.86	0.43
22:BA:2287:A:N3	22:BA:2287:A:H2'	2.33	0.43
22:BA:2468:A:C4	22:BA:2481:G:N2	2.86	0.43
22:BA:2727:A:C6	22:BA:2728:U:O4	2.71	0.43
22:BA:2800:A:N1	22:BA:2895:G:H1'	2.33	0.43
23:BB:37:C:C5	23:BB:38:C:C5	3.05	0.43
27:BF:2:ALA:N	27:BF:94:GLU:OE1	2.51	0.43
28:BG:96:ALA:HB2	28:BG:105:LEU:HD23	2.00	0.43
29:BH:4:ILE:HG23	29:BH:17:ASP:O	2.17	0.43
29:BH:89:LYS:HE3	29:BH:124:THR:HG22	1.99	0.43
33:BL:82:LEU:O	33:BL:85:VAL:HG22	2.18	0.43
34:BM:20:LEU:CD1	43:BV:81:PRO:HG2	2.48	0.43
36:BO:34:HIS:NE2	36:BO:54:VAL:HG23	2.33	0.43
40:BS:1:MET:HG2	40:BS:2:GLU:N	2.33	0.43
40:BS:26:GLY:HA2	40:BS:71:VAL:O	2.18	0.43
40:BS:53:SER:O	40:BS:57:ASN:HB2	2.18	0.43
43:BV:31:TYR:HB3	43:BV:37:PRO:HB3	2.00	0.43
1:CA:29:U:N3	1:CA:30:U:C5	2.86	0.43
1:CA:106:C:H2'	1:CA:107:G:H5'	2.00	0.43
1:CA:327:A:N6	1:CA:329:A:C6	2.86	0.43
1:CA:1005:A:H4'	1:CA:1037:C:O2'	2.18	0.43
1:CA:1067:A:H4'	1:CA:1068:G:O5'	2.18	0.43
1:CA:1068:G:C6	1:CA:1069:C:C4	3.06	0.43
1:CA:1068:G:C2'	1:CA:1069:C:H5'	2.48	0.43
1:CA:1122:U:C4	1:CA:1123:U:C4	3.06	0.43
2:CB:119:THR:O	2:CB:120:GLN:HB3	2.17	0.43
3:CC:179:ARG:O	3:CC:206:GLU:O	2.36	0.43
4:CD:53:VAL:HG23	4:CD:54:GLN:N	2.33	0.43
4:CD:58:LYS:NZ	4:CD:59:GLN:OE1	2.50	0.43
4:CD:169:THR:O	4:CD:169:THR:HG22	2.18	0.43
4:CD:192:SER:O	4:CD:193:ALA:CB	2.66	0.43
5:CE:16:ILE:N	5:CE:16:ILE:HD12	2.33	0.43
9:CI:90:TYR:O	9:CI:91:ASP:CB	2.66	0.43
11:CK:84:VAL:HG11	11:CK:97:ILE:HG22	1.99	0.43
19:CS:32:ARG:HA	19:CS:50:ALA:HB3	2.00	0.43
19:CS:36:ARG:NH2	19:CS:75:ALA:O	2.51	0.43
22:DA:142:A:C5	22:DA:143:C:N4	2.87	0.43
22:DA:201:C:C4	22:DA:202:U:C5	3.06	0.43
22:DA:223:A:C6	22:DA:408:G:O4'	2.71	0.43

*Continued on next page...*

*Continued from previous page...*

Atom-1	Atom-2	Interatomic distance (Å)	Clash overlap (Å)
22:DA:297:G:OP1	42:DU:92:LYS:HD3	2.18	0.43
22:DA:453:A:H4'	22:DA:472:A:H62	1.81	0.43
22:DA:693:A:H2'	22:DA:694:U:O4'	2.18	0.43
22:DA:976:G:O6	22:DA:988:A:C2	2.71	0.43
22:DA:1007:C:O2'	31:DJ:110:PRO:HA	2.18	0.43
22:DA:1343:G:C5	22:DA:1344:U:O4	2.71	0.43
22:DA:1549:A:C6	22:DA:1550:C:N3	2.85	0.43
22:DA:1667:G:O2'	22:DA:1991:U:O4	2.27	0.43
22:DA:1731:G:C6	22:DA:1733:G:C5	3.05	0.43
22:DA:1969:A:O2'	22:DA:1972:G:N3	2.36	0.43
26:DE:19:PHE:HB3	26:DE:113:VAL:HG21	2.00	0.43
26:DE:77:ILE:O	26:DE:77:ILE:CG1	2.66	0.43
27:DF:73:SER:HB2	27:DF:81:GLN:HB3	2.00	0.43
28:DG:90:VAL:HG21	28:DG:163:ARG:NE	2.33	0.43
31:DJ:30:THR:CG2	31:DJ:31:GLU:N	2.81	0.43
32:DK:99:ILE:HD13	32:DK:118:LEU:HD12	1.99	0.43
33:DL:54:GLN:HG2	33:DL:55:MET:N	2.33	0.43
1:AA:10:A:N3	1:AA:11:G:C8	2.86	0.43
1:AA:93:U:C2'	1:AA:94:G:H5''	2.48	0.43
1:AA:340:U:C2	1:AA:341:C:C5	3.06	0.43
1:AA:512:U:OP1	4:AD:41:HIS:CD2	2.72	0.43
1:AA:562:U:C4	1:AA:884:U:C6	3.06	0.43
1:AA:1256:A:N6	1:AA:1277:C:C2	2.85	0.43
1:AA:1399:C:O2	1:AA:1401:G:C5	2.71	0.43
1:AA:1415:G:N2	1:AA:1486:G:C4	2.86	0.43
2:AB:23:TRP:HB3	2:AB:39:HIS:CE1	2.53	0.43
5:AE:15:LEU:O	5:AE:15:LEU:CD1	2.66	0.43
5:AE:18:VAL:CG2	5:AE:19:ASN:N	2.81	0.43
12:AL:99:ARG:NE	12:AL:105:SER:O	2.47	0.43
14:AN:11:VAL:O	14:AN:14:VAL:HG12	2.17	0.43
15:AO:87:LEU:C	15:AO:87:LEU:HD23	2.38	0.43
17:AQ:12:VAL:O	17:AQ:13:VAL:CB	2.66	0.43
18:AR:26:ILE:O	18:AR:30:LYS:HG3	2.18	0.43
22:BA:388:G:C8	22:BA:390:U:C6	3.05	0.43
22:BA:859:G:H8	22:BA:859:G:O5'	2.00	0.43
22:BA:999:U:O2	22:BA:1157:G:C2	2.71	0.43
22:BA:1157:G:N2	22:BA:1158:C:O2	2.51	0.43
22:BA:1827:U:H2'	22:BA:1828:G:O4'	2.18	0.43
22:BA:1915:U:H2'	22:BA:1916:A:O4'	2.18	0.43
22:BA:2839:G:H2'	22:BA:2840:C:O5'	2.19	0.43
23:BB:49:C:OP1	36:BO:102:ARG:HG2	2.18	0.43

*Continued on next page...*

*Continued from previous page...*

Atom-1	Atom-2	Interatomic distance (Å)	Clash overlap (Å)
24:BC:164:ILE:H	24:BC:164:ILE:HG12	1.67	0.43
24:BC:183:LYS:O	24:BC:184:VAL:HG23	2.18	0.43
31:BJ:77:HIS:CD2	31:BJ:79:GLY:H	2.35	0.43
34:BM:6:ARG:HG2	34:BM:7:THR:N	2.33	0.43
39:BR:71:LYS:HA	39:BR:90:ARG:HG2	2.00	0.43
48:B0:36:GLU:CD	48:B0:44:THR:HB	2.39	0.43
49:B1:32:GLU:HG2	49:B1:32:GLU:O	2.18	0.43
49:B1:40:ASP:HB2	49:B1:49:TYR:OH	2.18	0.43
54:B6:4:PRO:HA	54:B6:5:MHU:HM1	1.82	0.43
1:CA:162:A:H2'	1:CA:163:C:O4'	2.18	0.43
1:CA:467:U:H3'	1:CA:468:A:H5''	1.99	0.43
1:CA:1377:A:C5	7:CG:7:ILE:CD1	3.01	0.43
3:CC:16:LYS:CE	3:CC:17:PRO:HD2	2.48	0.43
3:CC:45:LYS:CG	3:CC:46:GLU:N	2.81	0.43
5:CE:81:LEU:CD1	5:CE:120:VAL:HG11	2.48	0.43
9:CI:76:ALA:HA	9:CI:79:ILE:HD12	1.98	0.43
12:CL:114:ARG:NH2	12:CL:121:ARG:HA	2.32	0.43
13:CM:96:PRO:HB2	13:CM:100:GLN:OE1	2.18	0.43
15:CO:89:ARG:NH1	22:DA:716:A:OP1	2.52	0.43
16:CP:61:VAL:HG21	16:CP:67:ILE:HD11	2.00	0.43
20:CT:48:GLN:O	20:CT:52:ASN:OD1	2.36	0.43
22:DA:129:C:H2'	22:DA:130:C:C6	2.54	0.43
22:DA:381:G:C6	22:DA:382:A:C5	3.06	0.43
22:DA:527:C:H4'	22:DA:528:A:O5'	2.17	0.43
22:DA:534:U:H2'	22:DA:535:G:C8	2.53	0.43
22:DA:570:G:N2	22:DA:2030:A:O4'	2.50	0.43
22:DA:621:A:C4	22:DA:622:G:H1'	2.53	0.43
22:DA:658:U:N3	22:DA:659:G:C8	2.86	0.43
22:DA:815:C:H2'	22:DA:816:C:C6	2.52	0.43
22:DA:858:G:C4	22:DA:2268:A:C2	3.06	0.43
22:DA:1222:U:H2'	22:DA:1223:G:C8	2.53	0.43
22:DA:1351:C:O2	22:DA:1381:G:C2	2.71	0.43
22:DA:1423:G:O2'	22:DA:1499:C:H1'	2.18	0.43
22:DA:2016:U:H1'	48:D0:3:VAL:HG22	2.01	0.43
22:DA:2186:G:C5	22:DA:2187:U:C5	3.06	0.43
22:DA:2217:G:C4	22:DA:2218:G:C8	3.06	0.43
22:DA:2244:U:H2'	22:DA:2245:U:O4'	2.18	0.43
22:DA:2626:C:H2'	22:DA:2627:G:O4'	2.17	0.43
22:DA:2635:A:H5''	25:DD:79:LEU:O	2.18	0.43
22:DA:2812:G:N2	22:DA:2889:C:O2	2.52	0.43
23:DB:55:U:H5'	27:DF:25:VAL:CG1	2.47	0.43

*Continued on next page...*

*Continued from previous page...*

Atom-1	Atom-2	Interatomic distance (Å)	Clash overlap (Å)
24:DC:80:ARG:NH1	24:DC:82:GLU:OE2	2.51	0.43
27:DF:36:LEU:N	27:DF:89:VAL:O	2.50	0.43
27:DF:122:PHE:O	27:DF:123:ASP:C	2.57	0.43
29:DH:31:VAL:CB	29:DH:32:PRO:HD3	2.47	0.43
33:DL:91:ASP:HB3	33:DL:94:THR:HB	2.00	0.43
34:DM:35:ALA:HB1	34:DM:126:ILE:HD11	1.98	0.43
35:DN:24:MET:HE3	35:DN:44:LEU:HD22	2.00	0.43
39:DR:52:PRO:O	39:DR:53:PHE:CB	2.66	0.43
42:DU:59:VAL:CG1	42:DU:61:LYS:HD3	2.47	0.43
46:DY:23:ARG:NE	46:DY:23:ARG:CA	2.81	0.43
47:DZ:4:THR:HG23	47:DZ:5:ILE:N	2.33	0.43
49:D1:4:GLY:O	49:D1:6:ARG:N	2.51	0.43
49:D1:29:THR:O	49:D1:30:LYS:HD3	2.18	0.43
50:D2:26:ASN:O	50:D2:30:VAL:HG23	2.18	0.43
51:D3:50:VAL:HG11	51:D3:58:VAL:HG21	2.00	0.43
1:AA:10:A:C2	1:AA:11:G:C5	3.06	0.43
1:AA:21:G:H2'	1:AA:22:G:C8	2.53	0.43
1:AA:572:A:N3	1:AA:917:G:H1'	2.33	0.43
1:AA:601:G:C2	1:AA:602:A:C4	3.06	0.43
1:AA:635:A:H2'	1:AA:636:U:H6	1.82	0.43
1:AA:1141:C:HO2'	1:AA:1142:G:C5'	2.30	0.43
1:AA:1176:A:H2'	1:AA:1177:G:O4'	2.18	0.43
1:AA:1468:A:H2'	1:AA:1469:C:O4'	2.18	0.43
8:AH:96:MET:O	8:AH:99:LEU:HG	2.18	0.43
9:AI:6:TYR:HB3	9:AI:89:GLU:HG2	1.99	0.43
9:AI:97:GLU:CD	9:AI:97:GLU:N	2.71	0.43
11:AK:25:ALA:O	11:AK:89:PRO:O	2.36	0.43
14:AN:14:VAL:HA	14:AN:60:GLN:OE1	2.18	0.43
21:AU:18:ARG:N	21:AU:18:ARG:HD2	2.33	0.43
22:BA:440:C:C2'	22:BA:441:U:H5'	2.48	0.43
22:BA:528:A:C2	22:BA:2043:C:C5'	3.00	0.43
22:BA:998:C:OP2	38:BQ:58:ARG:NH2	2.51	0.43
22:BA:1219:U:H2'	22:BA:1220:G:H8	1.81	0.43
22:BA:1454:C:H1'	35:BN:60:VAL:HG13	1.99	0.43
22:BA:2286:G:C4'	22:BA:2287:A:O5'	2.65	0.43
22:BA:2307:G:O4'	22:BA:2308:G:C2	2.71	0.43
26:BE:125:SER:OG	26:BE:126:VAL:N	2.51	0.43
29:BH:27:ARG:O	29:BH:28:ASN:CB	2.66	0.43
29:BH:80:ILE:HG21	29:BH:94:ILE:HG13	2.00	0.43
30:BI:5:VAL:O	30:BI:6:GLN:HB2	2.18	0.43
31:BJ:30:THR:HG22	31:BJ:31:GLU:N	2.34	0.43

*Continued on next page...*

*Continued from previous page...*

Atom-1	Atom-2	Interatomic distance (Å)	Clash overlap (Å)
31:BJ:64:VAL:HG21	31:BJ:68:LYS:HD2	1.99	0.43
35:BN:8:ARG:HB3	35:BN:10:LEU:HG	1.99	0.43
36:BO:36:TYR:N	36:BO:36:TYR:CD2	2.86	0.43
38:BQ:81:ASN:O	38:BQ:84:LYS:HB3	2.18	0.43
1:CA:4:U:OP1	1:CA:5:U:O4	2.35	0.43
1:CA:38:G:N2	1:CA:397:A:N3	2.66	0.43
1:CA:436:C:N3	1:CA:437:U:C4	2.86	0.43
1:CA:483:C:H2'	1:CA:484:G:N7	2.32	0.43
1:CA:803:G:C5	1:CA:804:U:C4	3.07	0.43
1:CA:934:C:C6	1:CA:1344:C:C5	3.07	0.43
1:CA:1031:C:H4'	1:CA:1032:G:C2	2.53	0.43
1:CA:1079:G:O2'	1:CA:1080:A:O5'	2.36	0.43
1:CA:1263:C:H2'	1:CA:1264:U:C6	2.53	0.43
1:CA:1416:G:C2	1:CA:1485:U:O2	2.71	0.43
4:CD:17:THR:CG2	4:CD:18:ASP:N	2.81	0.43
5:CE:34:THR:CB	5:CE:50:TYR:OH	2.67	0.43
13:CM:13:LYS:O	13:CM:44:LYS:HG2	2.18	0.43
14:CN:41:ARG:HG2	14:CN:42:TRP:N	2.32	0.43
15:CO:35:GLN:NE2	15:CO:39:LEU:HD22	2.34	0.43
15:CO:37:ASN:O	15:CO:40:GLN:HB2	2.18	0.43
17:CQ:14:SER:OG	17:CQ:22:VAL:HG12	2.18	0.43
22:DA:60:G:C6	22:DA:74:A:C6	3.06	0.43
22:DA:291:G:H2'	22:DA:292:U:C6	2.53	0.43
22:DA:500:G:C2	22:DA:503:A:C8	3.06	0.43
22:DA:704:G:H1'	22:DA:726:G:H22	1.84	0.43
22:DA:836:G:H2'	22:DA:837:C:C6	2.53	0.43
22:DA:857:G:N2	22:DA:921:C:O2	2.50	0.43
22:DA:987:C:N4	22:DA:988:A:C6	2.85	0.43
22:DA:1187:G:H5''	39:DR:83:TYR:CE2	2.53	0.43
22:DA:1525:A:C6	22:DA:1526:C:C4	3.06	0.43
22:DA:1767:G:C6	22:DA:1986:C:N3	2.86	0.43
22:DA:1857:G:C4	22:DA:1884:G:C2	3.06	0.43
22:DA:2371:G:C2	22:DA:2372:U:C6	3.06	0.43
22:DA:2615:U:O2	22:DA:2615:U:H2'	2.19	0.43
30:DI:80:LEU:HD23	30:DI:84:ALA:HB2	1.98	0.43
31:DJ:20:ALA:HA	31:DJ:23:LYS:HG3	2.01	0.43
34:DM:67:VAL:CG1	34:DM:100:LYS:HD2	2.48	0.43
36:DO:2:ASP:O	36:DO:6:ALA:HB2	2.18	0.43
38:DQ:65:ILE:HD11	38:DQ:95:LEU:HB2	2.00	0.43
43:DV:20:LEU:HD23	43:DV:25:LYS:CB	2.47	0.43
51:D3:34:THR:HG23	51:D3:35:LYS:N	2.33	0.43

*Continued on next page...*



*Continued from previous page...*

Atom-1	Atom-2	Interatomic distance (Å)	Clash overlap (Å)
1:AA:71:A:O2'	1:AA:72:A:O5'	2.36	0.43
1:AA:322:C:H4'	20:AT:18:ARG:HD3	2.01	0.43
1:AA:371:A:C2	1:AA:372:C:C4	3.06	0.43
1:AA:562:U:C4	1:AA:884:U:C5	3.07	0.43
1:AA:575:G:H4'	1:AA:576:C:OP1	2.18	0.43
1:AA:623:C:N3	1:AA:624:C:C5	2.86	0.43
1:AA:687:A:N3	1:AA:688:G:H1'	2.32	0.43
1:AA:1211:U:C2'	1:AA:1212:U:OP2	2.65	0.43
1:AA:1219:A:H2'	1:AA:1220:G:C8	2.53	0.43
1:AA:1324:A:H2'	1:AA:1325:C:C6	2.52	0.43
2:AB:68:LEU:HD21	2:AB:92:VAL:CG2	2.48	0.43
4:AD:68:LEU:O	4:AD:69:GLU:C	2.56	0.43
6:AF:84:VAL:HG22	6:AF:84:VAL:O	2.18	0.43
7:AG:95:ARG:NH2	7:AG:99:LEU:HD21	2.33	0.43
8:AH:10:MET:O	8:AH:11:LEU:C	2.57	0.43
13:AM:67:GLY:HA2	13:AM:70:ARG:HD2	1.99	0.43
14:AN:3:LYS:HD3	14:AN:6:MET:HG2	2.00	0.43
17:AQ:53:CYS:SG	17:AQ:75:LEU:HD23	2.58	0.43
21:AU:12:PHE:CE1	21:AU:16:LEU:HD11	2.53	0.43
22:BA:999:U:C5	22:BA:1154:G:C5	3.06	0.43
22:BA:1100:C:H2'	22:BA:1101:U:C6	2.53	0.43
22:BA:1249:U:O2	22:BA:1249:U:H2'	2.18	0.43
22:BA:1563:U:O2'	22:BA:1564:C:H5'	2.18	0.43
22:BA:1624:U:C2	22:BA:1625:C:H5	2.35	0.43
22:BA:1662:U:O2'	22:BA:2687:U:H5''	2.19	0.43
22:BA:1682:G:H2'	22:BA:1683:U:C6	2.54	0.43
22:BA:1733:G:C2	22:BA:1734:G:C5	3.06	0.43
22:BA:1820:U:C2	24:BC:201:MET:HG2	2.53	0.43
22:BA:1964:G:C2	22:BA:1967:C:C5	3.06	0.43
22:BA:2694:G:H2'	22:BA:2695:U:H6	1.83	0.43
24:BC:43:ARG:HG2	24:BC:49:ILE:HA	2.00	0.43
26:BE:149:ILE:HD12	26:BE:150:THR:O	2.19	0.43
29:BH:76:GLU:HA	29:BH:142:VAL:HG12	2.00	0.43
29:BH:96:THR:O	29:BH:100:ALA:N	2.50	0.43
30:BI:123:GLU:O	30:BI:126:THR:HB	2.17	0.43
31:BJ:114:LEU:HG	31:BJ:118:MET:CE	2.45	0.43
45:BX:78:TYR:CG	45:BX:78:TYR:OXT	2.71	0.43
1:CA:198:G:O2'	1:CA:199:A:H5'	2.18	0.43
1:CA:445:G:N1	1:CA:446:G:C5	2.87	0.43
1:CA:455:G:C6	1:CA:456:A:C6	3.06	0.43
1:CA:532:A:N6	3:CC:192:THR:OG1	2.41	0.43

*Continued on next page...*

*Continued from previous page...*

Atom-1	Atom-2	Interatomic distance (Å)	Clash overlap (Å)
1:CA:642:A:C5	8:CH:107:SER:HA	2.53	0.43
1:CA:841:C:H3'	1:CA:843:U:H5''	2.00	0.43
1:CA:867:G:C5	1:CA:868:C:C5	3.06	0.43
1:CA:961:U:N3	1:CA:983:A:C6	2.86	0.43
1:CA:1239:A:N7	1:CA:1298:U:H5	2.16	0.43
1:CA:1317:C:N4	14:CN:53:ARG:NH1	2.66	0.43
1:CA:1492:A:H3'	1:CA:1493:A:C8	2.53	0.43
3:CC:67:THR:HG23	3:CC:102:ASN:HB2	2.00	0.43
4:CD:33:LYS:O	4:CD:33:LYS:HG3	2.19	0.43
5:CE:107:ALA:HA	5:CE:125:ALA:HB3	2.01	0.43
5:CE:144:LEU:O	5:CE:147:MET:HB3	2.18	0.43
6:CF:23:GLU:HA	6:CF:26:THR:OG1	2.18	0.43
8:CH:86:TYR:C	8:CH:87:LYS:HD2	2.39	0.43
9:CI:91:ASP:OD2	9:CI:91:ASP:C	2.55	0.43
11:CK:23:ILE:HG21	11:CK:96:THR:HG21	2.01	0.43
12:CL:77:HIS:O	12:CL:78:SER:O	2.37	0.43
22:DA:77:G:N1	22:DA:78:U:C2	2.86	0.43
22:DA:480:A:H5''	42:DU:44:LYS:HD2	2.00	0.43
22:DA:546:U:O2	22:DA:546:U:H3'	2.18	0.43
22:DA:581:C:OP1	38:DQ:33:ARG:HB2	2.17	0.43
22:DA:586:A:N1	22:DA:809:G:O2'	2.33	0.43
22:DA:673:C:H4'	26:DE:75:SER:OG	2.18	0.43
22:DA:677:A:O2'	22:DA:2071:A:H5'	2.19	0.43
22:DA:971:G:C2	22:DA:972:A:H1'	2.53	0.43
22:DA:1096:A:H2'	22:DA:1097:U:C4'	2.47	0.43
22:DA:1754:A:N1	22:DA:2716:C:O2'	2.50	0.43
22:DA:2111:U:C4	22:DA:2147:A:H2	2.36	0.43
22:DA:2635:A:C2	22:DA:2636:C:H1'	2.54	0.43
23:DB:43:C:H1'	27:DF:90:THR:HB	1.99	0.43
23:DB:53:A:H2'	23:DB:54:G:O4'	2.18	0.43
26:DE:5:LEU:O	26:DE:6:LYS:C	2.56	0.43
32:DK:103:VAL:O	32:DK:122:VAL:HB	2.19	0.43
37:DP:4:ILE:O	37:DP:8:LEU:HB2	2.19	0.43
43:DV:48:MET:O	43:DV:51:GLN:NE2	2.51	0.43
1:AA:65:A:C5	1:AA:381:C:C4	3.07	0.43
1:AA:119:A:C4	1:AA:240:G:N7	2.86	0.43
1:AA:567:G:C4	1:AA:568:G:C8	3.06	0.43
1:AA:682:G:H2'	1:AA:683:G:H8	1.84	0.43
1:AA:731:G:O2'	1:AA:732:C:H5'	2.19	0.43
1:AA:868:C:H2'	1:AA:869:G:O4'	2.16	0.43
1:AA:946:A:H2'	1:AA:947:G:C8	2.54	0.43

*Continued on next page...*

*Continued from previous page...*

Atom-1	Atom-2	Interatomic distance (Å)	Clash overlap (Å)
1:AA:957:U:H1'	1:AA:960:U:N3	2.34	0.43
1:AA:1425:U:O2	1:AA:1476:A:C2	2.72	0.43
6:AF:18:VAL:N	6:AF:19:PRO:HD2	2.33	0.43
10:AJ:13:PHE:CE2	10:AJ:69:THR:HG23	2.53	0.43
10:AJ:53:ILE:CG2	10:AJ:61:ALA:HB1	2.49	0.43
13:AM:3:ARG:HB2	13:AM:9:ILE:HG12	1.99	0.43
13:AM:66:GLU:O	13:AM:67:GLY:C	2.57	0.43
16:AP:48:GLU:HG3	16:AP:49:GLY:N	2.33	0.43
22:BA:5:A:H2'	22:BA:6:A:C8	2.54	0.43
22:BA:39:G:C4	22:BA:40:U:C5	3.07	0.43
22:BA:237:C:N3	22:BA:261:G:C2	2.87	0.43
22:BA:973:A:C4'	22:BA:1188:U:O4'	2.67	0.43
22:BA:1489:C:C2	22:BA:1501:G:N2	2.86	0.43
22:BA:1739:A:H2'	22:BA:1740:G:O4'	2.18	0.43
22:BA:1754:A:C8	37:BP:94:LYS:CE	3.02	0.43
22:BA:1875:G:O2'	22:BA:1876:A:O5'	2.32	0.43
22:BA:1879:C:C4	22:BA:1880:U:C4	3.06	0.43
22:BA:2310:C:C2	27:BF:77:PHE:CE1	3.06	0.43
22:BA:2356:U:O3'	44:BW:20:ARG:HD3	2.18	0.43
22:BA:2457:U:C5	22:BA:2458:G:C5	3.07	0.43
22:BA:2887:A:C5'	22:BA:2888:C:OP2	2.66	0.43
24:BC:40:SER:C	24:BC:42:GLY:N	2.71	0.43
29:BH:9:VAL:O	29:BH:10:ALA:O	2.36	0.43
29:BH:103:VAL:O	29:BH:108:VAL:O	2.37	0.43
33:BL:96:LYS:HE2	33:BL:103:ILE:O	2.18	0.43
39:BR:68:ARG:HG2	39:BR:92:TRP:CE3	2.54	0.43
53:B5:43:GLU:HA	53:B5:178:LYS:HA	2.00	0.43
1:CA:32:A:C3'	1:CA:33:A:H8	2.31	0.43
1:CA:130:A:OP1	17:CQ:65:ARG:HD2	2.19	0.43
1:CA:135:C:C2	16:CP:1:MET:HB2	2.52	0.43
1:CA:235:C:H2'	1:CA:236:A:C8	2.54	0.43
1:CA:304:U:H2'	1:CA:305:G:C8	2.53	0.43
1:CA:484:G:C4'	1:CA:485:U:O5'	2.59	0.43
1:CA:546:A:OP2	4:CD:69:GLU:HB2	2.18	0.43
1:CA:1210:C:O4'	1:CA:1214:C:C4	2.72	0.43
1:CA:1422:G:O2'	32:DK:49:ARG:NH2	2.52	0.43
4:CD:69:GLU:O	4:CD:72:PHE:N	2.52	0.43
5:CE:77:ASN:O	5:CE:80:THR:HG22	2.19	0.43
5:CE:110:ALA:O	5:CE:111:MET:HB2	2.17	0.43
8:CH:64:LYS:HB3	8:CH:71:VAL:HG21	2.00	0.43
9:CI:12:ARG:HD2	9:CI:107:ASP:CB	2.49	0.43

*Continued on next page...*

*Continued from previous page...*

Atom-1	Atom-2	Interatomic distance (Å)	Clash overlap (Å)
9:CI:60:LYS:HB3	9:CI:61:LEU:HD23	1.99	0.43
9:CI:95:ARG:HA	9:CI:98:LEU:HB3	2.00	0.43
11:CK:45:ALA:CB	11:CK:70:CYS:HB2	2.48	0.43
17:CQ:28:PHE:CE2	17:CQ:39:LYS:HG3	2.53	0.43
19:CS:34:TRP:HA	19:CS:52:HIS:CB	2.49	0.43
20:CT:9:LYS:O	20:CT:12:ILE:HG12	2.18	0.43
21:CU:12:PHE:CD1	21:CU:13:ASP:N	2.87	0.43
22:DA:26:G:C2	22:DA:27:G:N2	2.86	0.43
22:DA:60:G:C5	22:DA:74:A:N1	2.86	0.43
22:DA:204:A:N7	22:DA:206:U:N3	2.66	0.43
22:DA:216:A:C8	22:DA:432:A:C6	3.07	0.43
22:DA:282:A:C6	22:DA:359:G:N1	2.87	0.43
22:DA:302:C:C2	22:DA:303:G:C8	3.07	0.43
22:DA:320:A:OP2	26:DE:132:LYS:HD2	2.18	0.43
22:DA:633:A:C5	22:DA:634:C:H1'	2.53	0.43
22:DA:1047:G:N2	22:DA:1110:G:O2'	2.51	0.43
22:DA:1184:U:OP1	47:DZ:30:ARG:NH2	2.51	0.43
22:DA:1272:A:C5	22:DA:1618:A:H1'	2.54	0.43
22:DA:1314:C:O2	22:DA:1314:C:H2'	2.18	0.43
22:DA:1603:A:P	22:DA:1604:C:OP2	2.77	0.43
22:DA:2199:A:O4'	29:DH:28:ASN:ND2	2.51	0.43
22:DA:2345:G:C8	22:DA:2381:A:C2	3.07	0.43
22:DA:2392:A:C2	33:DL:55:MET:HE3	2.54	0.43
22:DA:2760:C:O2'	22:DA:2761:A:H5'	2.19	0.43
24:DC:68:LYS:HD3	24:DC:149:GLY:O	2.19	0.43
25:DD:16:THR:CG2	25:DD:22:ILE:HD11	2.48	0.43
25:DD:97:SER:C	25:DD:99:GLU:H	2.22	0.43
26:DE:48:THR:O	26:DE:52:VAL:HG23	2.18	0.43
30:DI:38:PHE:C	30:DI:42:PHE:HB2	2.39	0.43
30:DI:123:GLU:HG3	30:DI:123:GLU:O	2.19	0.43
41:DT:47:VAL:O	41:DT:47:VAL:HG12	2.17	0.43
43:DV:41:GLU:C	43:DV:42:LEU:HD23	2.38	0.43
45:DX:30:LEU:HD22	45:DX:31:PRO:HD3	1.99	0.43
45:DX:33:LEU:O	45:DX:34:HIS:CG	2.71	0.43
48:D0:12:LYS:HA	48:D0:15:MET:HB2	2.01	0.43
1:AA:491:G:C5	1:AA:492:C:C5	3.06	0.43
1:AA:692:U:O4	11:AK:54:GLY:HA2	2.18	0.43
1:AA:827:U:N3	1:AA:870:U:C5	2.87	0.43
1:AA:990:C:N3	1:AA:991:U:C4	2.87	0.43
1:AA:1356:G:H2'	1:AA:1357:A:H8	1.81	0.43
1:AA:1515:G:H2'	1:AA:1516:G:H8	1.84	0.43

*Continued on next page...*

*Continued from previous page...*

Atom-1	Atom-2	Interatomic distance (Å)	Clash overlap (Å)
2:AB:47:VAL:HB	2:AB:48:PRO:HD3	2.00	0.43
4:AD:191:LEU:HD12	4:AD:191:LEU:C	2.37	0.43
6:AF:29:ILE:HG23	6:AF:66:ALA:HB2	2.00	0.43
7:AG:108:ALA:HB2	7:AG:123:GLU:HG3	1.99	0.43
9:AI:91:ASP:OD2	9:AI:93:SER:N	2.49	0.43
11:AK:76:GLU:O	11:AK:77:TYR:HD1	2.01	0.43
12:AL:107:VAL:CG2	12:AL:117:TYR:HB3	2.48	0.43
19:AS:37:ARG:O	19:AS:70:LYS:HD2	2.19	0.43
22:BA:694:U:C2	22:BA:695:G:C8	3.07	0.43
22:BA:912:C:N4	22:BA:913:U:O4	2.52	0.43
22:BA:1043:C:C4	22:BA:1044:C:C4	3.07	0.43
22:BA:1064:C:N4	22:BA:1070:A:OP2	2.52	0.43
22:BA:1067:A:N3	22:BA:1067:A:H2'	2.32	0.43
22:BA:1262:A:OP2	40:BS:99:ARG:NH2	2.51	0.43
22:BA:1554:U:H3'	22:BA:1555:G:C8	2.54	0.43
22:BA:1651:G:C6	22:BA:1652:A:C5	3.06	0.43
22:BA:1735:A:H2'	22:BA:1736:U:O5'	2.19	0.43
22:BA:1826:G:C5	22:BA:1827:U:C5	3.07	0.43
22:BA:2335:A:C8	22:BA:2337:G:C5	3.06	0.43
22:BA:2460:U:H2'	22:BA:2461:A:C8	2.53	0.43
22:BA:2555:U:C6	22:BA:2556:C:C6	3.06	0.43
22:BA:2671:G:C6	22:BA:2672:U:C4	3.06	0.43
22:BA:2821:A:OP2	25:BD:115:GLY:N	2.48	0.43
24:BC:60:GLN:HG2	24:BC:85:PRO:HB2	1.99	0.43
24:BC:118:SER:HA	24:BC:129:THR:O	2.17	0.43
25:BD:104:VAL:CG2	25:BD:105:LYS:N	2.82	0.43
26:BE:103:GLY:O	26:BE:107:SER:HB2	2.19	0.43
29:BH:94:ILE:CD1	29:BH:98:ASP:HB3	2.48	0.43
31:BJ:41:LYS:O	31:BJ:43:GLU:N	2.52	0.43
32:BK:35:VAL:HG13	32:BK:69:VAL:HG12	2.01	0.43
34:BM:114:ARG:HG2	34:BM:130:PHE:CE1	2.53	0.43
46:BY:31:GLN:HG2	46:BY:37:LEU:HB2	2.01	0.43
1:CA:464:U:N3	1:CA:467:U:OP2	2.48	0.43
1:CA:570:G:C6	1:CA:571:U:O4	2.71	0.43
1:CA:718:A:C8	1:CA:719:C:H5	2.36	0.43
1:CA:1022:A:C6	1:CA:1023:U:N3	2.87	0.43
1:CA:1309:G:C6	1:CA:1329:A:C2	3.06	0.43
4:CD:42:GLY:C	4:CD:44:ARG:H	2.21	0.43
5:CE:18:VAL:HG23	5:CE:56:VAL:HG13	2.00	0.43
5:CE:150:PRO:C	5:CE:152:MET:N	2.71	0.43
7:CG:116:MET:O	7:CG:120:LEU:HB2	2.19	0.43

*Continued on next page...*

*Continued from previous page...*

Atom-1	Atom-2	Interatomic distance (Å)	Clash overlap (Å)
8:CH:83:LEU:HD13	8:CH:83:LEU:C	2.39	0.43
8:CH:104:VAL:HG23	8:CH:124:GLU:O	2.18	0.43
9:CI:25:ASN:ND2	9:CI:59:GLU:OE1	2.51	0.43
9:CI:99:ARG:NH1	9:CI:104:VAL:HG23	2.33	0.43
10:CJ:26:VAL:CG1	10:CJ:27:GLU:N	2.81	0.43
12:CL:82:ILE:HG12	12:CL:95:TYR:HB3	1.99	0.43
20:CT:83:ILE:O	20:CT:87:ALA:HB3	2.19	0.43
22:DA:84:A:C2	22:DA:98:G:N3	2.86	0.43
22:DA:186:G:O2'	22:DA:187:G:H5'	2.19	0.43
22:DA:195:A:C6	22:DA:198:C:C5	3.06	0.43
22:DA:537:G:N1	22:DA:555:G:N3	2.67	0.43
22:DA:785:G:H4'	22:DA:1779:U:H4'	2.00	0.43
22:DA:1663:G:C6	22:DA:1992:G:N7	2.86	0.43
22:DA:1713:A:C6	22:DA:1716:U:H1'	2.53	0.43
22:DA:1798:U:C4	22:DA:1819:A:C2	3.07	0.43
22:DA:2051:A:C2	22:DA:2052:A:N6	2.86	0.43
22:DA:2067:G:C6	22:DA:2444:G:C2	3.06	0.43
22:DA:2201:G:H2'	22:DA:2202:U:C6	2.54	0.43
22:DA:2271:G:H2'	22:DA:2272:U:C6	2.53	0.43
22:DA:2311:A:C2	27:DF:79:ILE:HG21	2.53	0.43
22:DA:2371:G:C5	22:DA:2372:U:C5	3.07	0.43
22:DA:2839:G:N2	22:DA:2880:C:C2	2.87	0.43
22:DA:2898:U:H2'	22:DA:2899:A:C8	2.54	0.43
23:DB:14:U:H3'	23:DB:15:A:C5'	2.49	0.43
30:DI:101:ILE:O	30:DI:102:SER:CB	2.66	0.43
33:DL:81:ASP:O	33:DL:82:LEU:HB3	2.18	0.43
36:DO:40:ILE:HG22	36:DO:41:ALA:N	2.33	0.43
39:DR:63:VAL:HG11	39:DR:66:HIS:NE2	2.34	0.43
45:DX:54:LYS:HA	45:DX:57:ARG:HB2	1.99	0.43
1:AA:100:G:C5	1:AA:101:A:C5	3.07	0.43
1:AA:448:A:C8	1:AA:487:A:C6	3.07	0.43
1:AA:451:A:OP2	16:AP:70:ARG:NH2	2.50	0.43
1:AA:577:G:O4'	1:AA:816:A:H2'	2.19	0.43
1:AA:974:A:OP1	14:AN:71:HIS:HB3	2.18	0.43
1:AA:1346:A:C5	7:AG:10:ARG:CZ	3.01	0.43
1:AA:1358:U:C5	1:AA:1359:C:C4	3.07	0.43
1:AA:1409:C:H2'	1:AA:1410:A:H8	1.84	0.43
1:AA:1429:A:N3	1:AA:1430:A:C8	2.87	0.43
1:AA:1454:G:C4	1:AA:1455:G:C8	3.06	0.43
2:AB:135:LEU:HA	2:AB:138:THR:HG23	2.01	0.43
4:AD:78:GLU:O	4:AD:79:ALA:C	2.55	0.43

*Continued on next page...*

*Continued from previous page...*

Atom-1	Atom-2	Interatomic distance (Å)	Clash overlap (Å)
4:AD:202:GLU:OE1	5:AE:112:ARG:NH1	2.52	0.43
6:AF:41:ASP:HA	6:AF:60:VAL:HG22	2.01	0.43
8:AH:36:ILE:HG12	8:AH:103:VAL:HG11	1.99	0.43
14:AN:61:ARG:O	14:AN:62:ASN:HB2	2.18	0.43
15:AO:43:PHE:CE1	15:AO:56:LEU:HD22	2.53	0.43
21:AU:10:GLU:CB	21:AU:11:PRO:HD3	2.49	0.43
21:AU:10:GLU:CD	21:AU:11:PRO:HD3	2.39	0.43
22:BA:31:C:O3'	22:BA:1238:G:H5''	2.18	0.43
22:BA:271:G:C4	22:BA:367:G:N2	2.87	0.43
22:BA:960:A:C8	22:BA:962:G:C8	3.07	0.43
22:BA:979:A:H2'	22:BA:982:C:H42	1.84	0.43
22:BA:1204:A:O4'	22:BA:1206:G:C8	2.71	0.43
22:BA:1350:C:N3	22:BA:1382:G:C2	2.86	0.43
22:BA:1400:U:O2'	22:BA:1401:G:H5'	2.18	0.43
22:BA:1402:U:H2'	22:BA:1403:A:O5'	2.19	0.43
22:BA:1526:C:O2'	22:BA:1527:G:H5'	2.19	0.43
22:BA:1868:C:H2'	22:BA:1869:G:O4'	2.19	0.43
22:BA:1916:A:O5'	22:BA:1917:U:OP2	2.37	0.43
22:BA:2205:A:C6	22:BA:2206:C:C4	3.07	0.43
22:BA:2615:U:H2'	22:BA:2616:C:O5'	2.18	0.43
22:BA:2811:G:H2'	22:BA:2812:G:O4'	2.18	0.43
27:BF:4:LEU:HD22	27:BF:173:PHE:CD2	2.54	0.43
29:BH:41:LYS:HA	29:BH:44:ILE:HG12	2.01	0.43
35:BN:14:SER:HA	35:BN:17:ARG:NH1	2.34	0.43
36:BO:17:LYS:O	36:BO:17:LYS:HD3	2.19	0.43
47:BZ:48:ILE:O	47:BZ:49:ASN:C	2.55	0.43
53:B5:50:ILE:CG2	53:B5:51:ASP:H	2.31	0.43
53:B5:66:PRO:CG	53:B5:194:ILE:CB	2.95	0.43
1:CA:109:A:N1	1:CA:327:A:C6	2.86	0.43
1:CA:271:C:H2'	1:CA:272:C:C6	2.54	0.43
1:CA:327:A:N1	1:CA:329:A:C2	2.87	0.43
1:CA:538:G:H2'	1:CA:539:A:O4'	2.19	0.43
1:CA:598:U:H4'	8:CH:86:TYR:CD1	2.54	0.43
1:CA:938:A:C2	1:CA:1345:U:O4	2.72	0.43
1:CA:1053:G:H4'	1:CA:1054:C:H5'	2.01	0.43
1:CA:1190:G:C5'	3:CC:176:HIS:CE1	3.01	0.43
1:CA:1279:G:O2'	1:CA:1281:C:OP2	2.27	0.43
2:CB:165:ASP:OD2	2:CB:168:HIS:HB2	2.19	0.43
3:CC:79:LYS:O	3:CC:81:GLY:N	2.52	0.43
7:CG:22:LEU:HA	7:CG:25:LYS:NZ	2.33	0.43
7:CG:70:ARG:HG3	7:CG:96:ARG:HG2	2.01	0.43

*Continued on next page...*

*Continued from previous page...*

Atom-1	Atom-2	Interatomic distance (Å)	Clash overlap (Å)
11:CK:97:ILE:HD13	11:CK:110:ILE:HD11	2.00	0.43
11:CK:111:THR:HG22	21:CU:5:LYS:HB2	2.00	0.43
17:CQ:45:HIS:ND1	17:CQ:70:THR:HG21	2.34	0.43
19:CS:11:ILE:CG1	19:CS:12:ASP:N	2.79	0.43
21:CU:53:VAL:HG22	21:CU:54:LYS:H	1.83	0.43
22:DA:40:U:H2'	22:DA:41:C:C6	2.54	0.43
22:DA:238:C:H2'	22:DA:239:C:O4'	2.18	0.43
22:DA:425:G:C6	22:DA:426:C:N4	2.86	0.43
22:DA:1045:C:O2	22:DA:1047:G:N1	2.52	0.43
22:DA:1352:U:C5	22:DA:1377:G:O6	2.71	0.43
22:DA:1476:U:C5	22:DA:1514:G:N2	2.87	0.43
22:DA:1803:A:N1	22:DA:1822:C:O2'	2.44	0.43
22:DA:2061:G:C8	22:DA:2501:C:H4'	2.53	0.43
22:DA:2114:A:C4	22:DA:2167:U:H4'	2.53	0.43
22:DA:2558:C:H2'	22:DA:2559:C:O4'	2.18	0.43
22:DA:2838:G:O6	22:DA:2839:G:C6	2.72	0.43
24:DC:45:ASN:C	24:DC:47:GLY:H	2.22	0.43
26:DE:84:THR:O	26:DE:85:PHE:CG	2.72	0.43
26:DE:177:PRO:O	26:DE:181:ILE:HG13	2.19	0.43
30:DI:57:VAL:CG1	30:DI:69:PHE:HB2	2.48	0.43
31:DJ:42:ALA:C	31:DJ:44:TYR:H	2.22	0.43
31:DJ:80:HIS:O	31:DJ:81:ILE:C	2.56	0.43
37:DP:31:TRP:C	37:DP:32:VAL:HG12	2.39	0.43
37:DP:103:ARG:HB3	37:DP:108:ALA:HB2	2.01	0.43
38:DQ:47:TYR:CD2	38:DQ:47:TYR:C	2.91	0.43
45:DX:64:ILE:O	45:DX:64:ILE:HD12	2.18	0.43
48:D0:55:ILE:O	48:D0:56:ALA:CB	2.66	0.43
1:AA:15:G:C5	1:AA:16:A:N7	2.87	0.43
1:AA:65:A:C5	1:AA:381:C:C5	3.07	0.43
1:AA:108:G:C5'	1:AA:108:G:N3	2.81	0.43
1:AA:146:G:C2	1:AA:147:G:C4	3.06	0.43
1:AA:463:U:H3'	1:AA:464:U:C6	2.54	0.43
1:AA:549:C:C2	1:AA:550:G:C8	3.07	0.43
1:AA:568:G:H2'	1:AA:569:C:H6	1.84	0.43
1:AA:670:G:N2	1:AA:671:G:N3	2.67	0.43
1:AA:683:G:C6	1:AA:708:C:N3	2.86	0.43
1:AA:786:G:C2	1:AA:797:C:C2	3.07	0.43
1:AA:1042:A:H2'	1:AA:1043:G:C1'	2.48	0.43
1:AA:1270:G:C2	1:AA:1271:A:C4	3.07	0.43
1:AA:1295:U:O4	1:AA:1296:C:N4	2.52	0.43
1:AA:1408:A:H2'	1:AA:1409:C:C6	2.54	0.43

*Continued on next page...*



*Continued from previous page...*

Atom-1	Atom-2	Interatomic distance (Å)	Clash overlap (Å)
3:AC:6:HIS:HD2	3:AC:7:PRO:HD2	1.82	0.43
3:AC:7:PRO:HD2	3:AC:184:TYR:CD2	2.53	0.43
5:AE:18:VAL:HG22	5:AE:19:ASN:N	2.34	0.43
6:AF:6:ILE:HD11	6:AF:71:ILE:CD1	2.48	0.43
6:AF:64:VAL:HG12	6:AF:65:GLU:N	2.33	0.43
8:AH:111:MET:HE2	8:AH:116:ALA:N	2.34	0.43
11:AK:23:ILE:HG22	11:AK:32:VAL:HG22	2.00	0.43
13:AM:3:ARG:HA	13:AM:9:ILE:HA	1.99	0.43
13:AM:15:ALA:O	13:AM:19:LEU:HD23	2.18	0.43
14:AN:43:ASN:C	14:AN:45:VAL:N	2.72	0.43
16:AP:52:LEU:O	16:AP:53:ASP:C	2.56	0.43
17:AQ:66:PRO:C	17:AQ:67:LEU:HD12	2.38	0.43
19:AS:11:ILE:HG13	19:AS:38:SER:HB3	2.01	0.43
20:AT:70:ASN:OD1	20:AT:70:ASN:N	2.50	0.43
22:BA:309:A:C5	22:BA:330:A:N1	2.86	0.43
22:BA:500:G:C2	22:BA:502:A:H3'	2.53	0.43
22:BA:546:U:O2'	22:BA:547:A:H4'	2.19	0.43
22:BA:963:U:H2'	22:BA:964:C:H6	1.84	0.43
22:BA:969:G:C6	22:BA:970:U:C4	3.07	0.43
22:BA:1061:U:C2'	22:BA:1062:G:C5'	2.96	0.43
22:BA:1115:G:N3	22:BA:1116:G:C8	2.87	0.43
22:BA:1257:C:C4'	26:BE:78:TRP:CD1	3.02	0.43
22:BA:1635:A:N3	22:BA:1635:A:H2'	2.32	0.43
22:BA:1730:C:O2'	22:BA:1731:G:C4	2.61	0.43
22:BA:1866:A:N7	22:BA:1867:G:C8	2.86	0.43
22:BA:1921:G:C2	22:BA:1922:G:C8	3.07	0.43
22:BA:2074:U:H4'	22:BA:2598:A:O4'	2.19	0.43
22:BA:2146:C:H5''	22:BA:2147:A:OP1	2.18	0.43
22:BA:2478:A:C8	22:BA:2479:U:C5	3.07	0.43
22:BA:2545:G:H2'	22:BA:2546:U:C5'	2.49	0.43
22:BA:2694:G:C5	22:BA:2695:U:C4	3.06	0.43
22:BA:2820:A:C8	22:BA:2820:A:C3'	3.02	0.43
22:BA:2841:C:H2'	22:BA:2842:G:C8	2.54	0.43
22:BA:2887:A:C4	22:BA:2888:C:C5	3.07	0.43
23:BB:55:U:O2'	27:BF:24:SER:OG	2.31	0.43
24:BC:31:ALA:N	24:BC:32:PRO:CD	2.81	0.43
25:BD:32:ASN:HD22	25:BD:32:ASN:N	2.16	0.43
27:BF:17:MET:HE2	27:BF:17:MET:HB3	1.83	0.43
30:BI:21:SER:HA	30:BI:25:GLY:HA2	2.00	0.43
32:BK:76:VAL:HB	37:BP:73:VAL:HG13	2.00	0.43
38:BQ:21:ALA:HA	38:BQ:24:TYR:CE1	2.54	0.43

*Continued on next page...*

*Continued from previous page...*

Atom-1	Atom-2	Interatomic distance (Å)	Clash overlap (Å)
38:BQ:82:GLY:HA2	38:BQ:117:LEU:HD13	2.00	0.43
50:B2:16:HIS:HB3	50:B2:21:ARG:NH1	2.34	0.43
1:CA:223:A:H2'	1:CA:224:U:C6	2.54	0.43
1:CA:296:U:C2	1:CA:297:G:C8	3.06	0.43
1:CA:334:C:N4	1:CA:335:C:N4	2.67	0.43
1:CA:453:G:H2'	1:CA:454:G:O4'	2.18	0.43
1:CA:629:A:H2'	1:CA:630:A:O4'	2.18	0.43
1:CA:1118:U:H1'	1:CA:1179:A:C4	2.52	0.43
1:CA:1426:G:H2'	1:CA:1427:C:O4'	2.19	0.43
4:CD:174:ASP:OD1	4:CD:176:GLY:N	2.51	0.43
8:CH:31:LYS:HA	8:CH:31:LYS:CE	2.48	0.43
12:CL:61:PHE:N	12:CL:61:PHE:CD1	2.85	0.43
15:CO:3:LEU:HD12	15:CO:3:LEU:HA	1.86	0.43
15:CO:46:HIS:C	15:CO:48:LYS:H	2.21	0.43
22:DA:176:A:N7	22:DA:177:G:N1	2.66	0.43
22:DA:487:C:H1'	40:DS:53:SER:HG	1.84	0.43
22:DA:861:A:N3	23:DB:79:G:O2'	2.48	0.43
22:DA:1096:A:H2'	22:DA:1097:U:H5''	2.01	0.43
22:DA:1373:A:H2'	22:DA:1374:G:O4'	2.19	0.43
22:DA:2037:A:C6	22:DA:2038:G:C6	3.06	0.43
22:DA:2193:G:H2'	22:DA:2194:U:C6	2.54	0.43
22:DA:2296:U:H4'	22:DA:2297:A:OP1	2.17	0.43
22:DA:2552:U:N3	22:DA:2554:U:H5'	2.33	0.43
23:DB:11:C:C5	23:DB:12:C:C5	3.07	0.43
25:DD:4:LEU:HG	25:DD:32:ASN:OD1	2.19	0.43
30:DI:80:LEU:HD11	30:DI:133:ALA:HA	1.99	0.43
30:DI:105:GLN:O	30:DI:106:LEU:CG	2.67	0.43
31:DJ:39:LYS:NZ	31:DJ:44:TYR:CZ	2.85	0.43
32:DK:76:VAL:HG22	32:DK:77:ILE:N	2.34	0.43
43:DV:14:LYS:HG3	43:DV:15:GLY:N	2.34	0.43
45:DX:66:THR:O	45:DX:69:ALA:HB3	2.19	0.43
49:D1:13:SER:HA	49:D1:49:TYR:CD1	2.53	0.43
1:AA:21:G:C2	1:AA:22:G:C6	3.06	0.43
1:AA:161:A:C2'	1:AA:162:A:O5'	2.66	0.43
1:AA:377:G:C2	1:AA:378:G:C5	3.07	0.43
1:AA:545:C:O2	1:AA:545:C:H2'	2.18	0.43
1:AA:581:G:OP1	15:AO:65:LYS:NZ	2.47	0.43
1:AA:614:C:H2'	1:AA:615:G:O4'	2.19	0.43
1:AA:619:U:H3	4:AD:132:ILE:HG23	1.84	0.43
1:AA:697:U:C5	1:AA:698:G:C8	3.07	0.43
1:AA:1213:A:N1	1:AA:1215:G:H1'	2.34	0.43

*Continued on next page...*

*Continued from previous page...*

Atom-1	Atom-2	Interatomic distance (Å)	Clash overlap (Å)
1:AA:1306:A:C2	1:AA:1307:U:C1'	3.02	0.43
1:AA:1446:A:N6	1:AA:1447:A:H62	2.16	0.43
1:AA:1528:U:O3'	1:AA:1529:G:H3'	2.19	0.43
2:AB:133:GLU:O	2:AB:137:ARG:N	2.52	0.43
6:AF:46:GLN:HA	6:AF:56:LYS:HA	2.01	0.43
11:AK:20:VAL:O	11:AK:34:ILE:HA	2.19	0.43
12:AL:21:VAL:O	12:AL:21:VAL:CG2	2.67	0.43
20:AT:44:LYS:HB3	20:AT:87:ALA:HB1	2.01	0.43
22:BA:321:U:H4'	22:BA:322:A:OP2	2.19	0.43
22:BA:589:U:H2'	22:BA:590:A:C8	2.53	0.43
22:BA:665:U:H2'	22:BA:666:A:C8	2.54	0.43
22:BA:1056:G:C2	22:BA:1102:C:C4	3.07	0.43
22:BA:1489:C:C2	22:BA:1501:G:C2	3.07	0.43
22:BA:1825:U:H2'	22:BA:1826:G:H8	1.78	0.43
22:BA:1903:G:O2'	22:BA:1904:G:H5'	2.18	0.43
22:BA:2199:A:H1'	29:BH:28:ASN:ND2	2.34	0.43
22:BA:2273:A:H2'	22:BA:2274:A:C8	2.53	0.43
22:BA:2655:G:O2'	22:BA:2664:G:O6	2.29	0.43
22:BA:2671:G:C5	22:BA:2672:U:C5	3.07	0.43
23:BB:57:A:C5	27:BF:26:MET:HG3	2.54	0.43
23:BB:63:C:C2	23:BB:64:G:C8	3.06	0.43
24:BC:123:ALA:O	24:BC:128:ASN:ND2	2.52	0.43
24:BC:162:VAL:CG1	24:BC:174:LEU:HB3	2.49	0.43
29:BH:45:GLU:HA	29:BH:48:GLU:HB2	2.01	0.43
35:BN:1:MET:O	35:BN:2:ARG:HB3	2.18	0.43
38:BQ:74:ILE:O	38:BQ:74:ILE:CG2	2.65	0.43
39:BR:68:ARG:CZ	39:BR:90:ARG:HD3	2.49	0.43
39:BR:68:ARG:NH1	39:BR:90:ARG:HD3	2.34	0.43
42:BU:44:LYS:O	42:BU:59:VAL:N	2.48	0.43
49:B1:9:ILE:O	49:B1:9:ILE:HG12	2.16	0.43
1:CA:18:C:C2	1:CA:19:A:C8	3.07	0.43
1:CA:22:G:O2'	1:CA:913:A:N1	2.44	0.43
1:CA:50:A:H1'	1:CA:52:C:O4'	2.19	0.43
1:CA:456:A:C6	1:CA:457:G:C5	3.06	0.43
1:CA:618:C:H5''	1:CA:619:U:H5''	1.99	0.43
1:CA:676:A:C2	1:CA:677:U:C5	3.07	0.43
1:CA:749:A:O2'	1:CA:750:C:H5'	2.18	0.43
1:CA:784:A:H2'	1:CA:785:G:C8	2.54	0.43
1:CA:1265:C:N3	1:CA:1266:G:N7	2.67	0.43
1:CA:1503:A:H5'	1:CA:1531:A:H1'	2.00	0.43
2:CB:33:GLY:HA2	2:CB:40:ILE:H	1.83	0.43

*Continued on next page...*

*Continued from previous page...*

Atom-1	Atom-2	Interatomic distance (Å)	Clash overlap (Å)
3:CC:112:ASP:O	3:CC:116:VAL:HG23	2.19	0.43
11:CK:21:ALA:HB3	11:CK:84:VAL:HG22	2.00	0.43
11:CK:36:ASP:OD2	11:CK:38:GLN:HB2	2.18	0.43
15:CO:67:LEU:O	15:CO:68:ASP:C	2.56	0.43
22:DA:142:A:C5	22:DA:143:C:C4	3.07	0.43
22:DA:321:U:N1	26:DE:159:LEU:HD23	2.34	0.43
22:DA:492:A:H2'	22:DA:493:G:O4'	2.19	0.43
22:DA:565:C:H2'	22:DA:566:U:O4'	2.19	0.43
22:DA:740:C:H5'	22:DA:1784:A:C3'	2.45	0.43
22:DA:788:A:OP1	22:DA:791:C:N4	2.51	0.43
22:DA:1308:A:N7	22:DA:1309:G:C5	2.87	0.43
22:DA:1408:G:N2	22:DA:1595:C:H1'	2.33	0.43
22:DA:1588:G:H2'	22:DA:1589:U:C6	2.54	0.43
22:DA:2428:G:H5''	22:DA:2429:G:OP1	2.18	0.43
22:DA:2637:U:H2'	22:DA:2638:G:H5'	2.01	0.43
23:DB:42:C:C4	23:DB:43:C:C4	3.07	0.43
23:DB:48:U:H2'	23:DB:49:C:C6	2.53	0.43
23:DB:78:A:H61	23:DB:98:G:C2'	2.32	0.43
23:DB:96:G:O2'	23:DB:97:C:H5'	2.18	0.43
23:DB:115:A:H2'	23:DB:116:G:C8	2.54	0.43
26:DE:109:LEU:O	26:DE:112:LEU:HB2	2.19	0.43
29:DH:82:SER:O	29:DH:83:LYS:C	2.57	0.43
30:DI:8:TYR:HA	30:DI:59:ILE:HB	2.01	0.43
30:DI:90:SER:HB3	30:DI:93:PRO:HG3	1.99	0.43
33:DL:86:GLU:O	33:DL:86:GLU:HG2	2.18	0.43
33:DL:121:THR:HA	33:DL:141:LYS:HB3	2.00	0.43
35:DN:22:ARG:HG3	35:DN:70:THR:HA	2.01	0.43
36:DO:33:ARG:O	36:DO:34:HIS:CD2	2.72	0.43
37:DP:53:ARG:HB2	37:DP:56:HIS:HB2	2.01	0.43
45:DX:17:ASN:HB3	45:DX:25:THR:HB	1.99	0.43
50:D2:17:GLY:O	50:D2:20:ALA:HB3	2.18	0.43
1:AA:39:G:H2'	1:AA:40:C:H6	1.82	0.43
1:AA:204:G:C2	1:AA:465:A:C5	3.07	0.43
1:AA:282:A:C6	1:AA:283:U:C2	3.07	0.43
1:AA:462:G:N2	1:AA:471:U:C2	2.86	0.43
1:AA:491:G:C6	1:AA:492:C:C5	3.06	0.43
1:AA:771:G:H2'	1:AA:772:U:H6	1.82	0.43
1:AA:1141:C:HO2'	1:AA:1142:G:P	2.42	0.43
1:AA:1256:A:N6	1:AA:1277:C:N3	2.67	0.43
1:AA:1359:C:H4'	1:AA:1362:A:N6	2.33	0.43
1:AA:1493:A:C8	1:AA:1493:A:OP2	2.72	0.43

*Continued on next page...*

*Continued from previous page...*

Atom-1	Atom-2	Interatomic distance (Å)	Clash overlap (Å)
3:AC:42:TYR:CE2	3:AC:46:GLU:CG	3.01	0.43
4:AD:93:LEU:HD13	4:AD:136:GLN:NE2	2.34	0.43
8:AH:34:VAL:HG12	8:AH:35:ALA:N	2.34	0.43
9:AI:63:LEU:N	9:AI:63:LEU:HD22	2.34	0.43
10:AJ:80:THR:O	10:AJ:84:VAL:N	2.46	0.43
11:AK:125:LYS:CG	11:AK:126:LYS:N	2.79	0.43
12:AL:59:ASN:OD1	12:AL:59:ASN:C	2.57	0.43
22:BA:467:G:H2'	22:BA:468:G:O4'	2.19	0.43
22:BA:1697:G:H3'	22:BA:1698:A:H2'	2.01	0.43
22:BA:1717:A:C2	22:BA:1718:G:H1'	2.54	0.43
22:BA:2337:G:C6	22:BA:2338:C:C4	3.07	0.43
22:BA:2545:G:H2'	22:BA:2546:U:O5'	2.19	0.43
22:BA:2597:G:O2'	22:BA:2598:A:H5'	2.19	0.43
22:BA:2643:G:H2'	22:BA:2644:G:O4'	2.19	0.43
22:BA:2836:U:C2	22:BA:2883:A:C2	3.07	0.43
23:BB:104:A:H2'	23:BB:105:G:O4'	2.19	0.43
25:BD:89:GLU:O	25:BD:90:PHE:CD1	2.72	0.43
25:BD:108:ASP:OD1	25:BD:207:VAL:HG12	2.19	0.43
31:BJ:35:ARG:HG2	31:BJ:40:HIS:CD2	2.53	0.43
34:BM:30:SER:HB2	34:BM:31:PHE:CE1	2.54	0.43
39:BR:10:LYS:NZ	39:BR:23:GLU:HG3	2.34	0.43
39:BR:66:HIS:CE1	39:BR:94:THR:CG2	3.02	0.43
42:BU:98:SER:OG	42:BU:98:SER:O	2.37	0.43
48:B0:10:ARG:O	48:B0:13:ARG:HB3	2.18	0.43
53:B5:125:GLY:O	53:B5:126:SER:CB	2.66	0.43
1:CA:55:A:N6	1:CA:56:U:O2	2.51	0.43
1:CA:96:U:O2'	1:CA:97:G:O5'	2.37	0.43
1:CA:389:A:H2'	1:CA:389:A:N3	2.34	0.43
1:CA:428:G:H4'	1:CA:429:U:OP1	2.19	0.43
1:CA:772:U:O2'	1:CA:773:G:H5'	2.19	0.43
1:CA:1103:C:N3	1:CA:1104:G:C8	2.86	0.43
1:CA:1314:C:OP2	19:CS:6:LYS:HG2	2.19	0.43
3:CC:77:ILE:HA	3:CC:84:VAL:CG2	2.49	0.43
4:CD:37:ALA:C	4:CD:39:GLY:H	2.22	0.43
5:CE:66:LYS:O	5:CE:69:ARG:O	2.37	0.43
7:CG:78:ARG:CB	7:CG:85:TYR:HB2	2.49	0.43
7:CG:101:MET:HA	7:CG:104:ILE:HD12	2.01	0.43
9:CI:57:MET:HA	9:CI:60:LYS:CB	2.49	0.43
10:CJ:27:GLU:O	10:CJ:27:GLU:HG2	2.18	0.43
14:CN:47:LYS:HE3	19:CS:16:LEU:CD2	2.48	0.43
17:CQ:8:LEU:N	17:CQ:8:LEU:HD12	2.33	0.43

*Continued on next page...*

*Continued from previous page...*

Atom-1	Atom-2	Interatomic distance (Å)	Clash overlap (Å)
22:DA:479:A:H1'	22:DA:481:G:H5'	2.01	0.43
22:DA:487:C:H1'	40:DS:53:SER:OG	2.19	0.43
22:DA:858:G:N2	22:DA:919:U:O4	2.48	0.43
22:DA:1301:A:H2'	22:DA:1301:A:N3	2.34	0.43
22:DA:1565:C:N4	22:DA:1567:G:C2	2.86	0.43
22:DA:1666:G:O2'	22:DA:1667:G:H5'	2.19	0.43
22:DA:1688:U:C4	22:DA:1698:A:C2	3.07	0.43
22:DA:1794:A:C2	22:DA:1795:C:C2	3.07	0.43
22:DA:1951:U:H2'	22:DA:1953:A:OP2	2.18	0.43
22:DA:1973:G:C5	22:DA:1974:C:C5	3.07	0.43
22:DA:2393:U:H2'	22:DA:2394:C:O4'	2.19	0.43
22:DA:2403:C:C2	22:DA:2404:U:C6	3.06	0.43
22:DA:2507:C:C4	22:DA:2508:G:C5	3.07	0.43
22:DA:2574:G:O2'	25:DD:148:GLN:HB3	2.18	0.43
25:DD:112:THR:O	25:DD:112:THR:HG22	2.19	0.43
27:DF:40:VAL:HG13	27:DF:41:GLY:N	2.33	0.43
37:DP:31:TRP:CE2	37:DP:40:LEU:HD12	2.53	0.43
45:DX:71:LEU:HB2	45:DX:76:GLU:HB2	2.01	0.43
1:AA:11:G:C4	1:AA:12:U:C5	3.07	0.42
1:AA:113:G:C5	1:AA:114:U:C5	3.07	0.42
1:AA:212:G:C2	1:AA:213:G:C4	3.07	0.42
1:AA:541:G:O2'	1:AA:542:G:H5'	2.19	0.42
1:AA:651:C:N4	1:AA:652:U:O4	2.52	0.42
1:AA:671:G:N2	1:AA:736:C:C2	2.86	0.42
1:AA:810:C:O2	1:AA:810:C:H2'	2.19	0.42
1:AA:956:U:C4	1:AA:957:U:C5	3.07	0.42
1:AA:1094:G:H1'	57:AA:1860:HOH:O	2.19	0.42
1:AA:1181:G:O2'	1:AA:1182:G:C8	2.72	0.42
1:AA:1413:A:H2'	1:AA:1414:U:O4'	2.19	0.42
3:AC:144:LEU:HD13	3:AC:144:LEU:N	2.34	0.42
5:AE:46:VAL:CG1	5:AE:118:ALA:HB2	2.49	0.42
14:AN:67:THR:H	14:AN:67:THR:HG1	1.59	0.42
17:AQ:12:VAL:HG11	17:AQ:55:ILE:HA	2.00	0.42
21:AU:37:PHE:HA	21:AU:40:LYS:HE2	1.99	0.42
22:BA:31:C:H2'	22:BA:32:C:O5'	2.18	0.42
22:BA:167:A:H2'	22:BA:168:G:O4'	2.19	0.42
22:BA:980:A:C6	22:BA:981:A:N1	2.87	0.42
22:BA:1064:C:H4'	30:BI:90:SER:CB	2.49	0.42
22:BA:1266:G:OP1	48:B0:16:ARG:NE	2.41	0.42
22:BA:1551:A:N6	22:BA:1552:A:C6	2.87	0.42
22:BA:1594:U:H2'	22:BA:1595:C:C6	2.53	0.42

*Continued on next page...*

*Continued from previous page...*

Atom-1	Atom-2	Interatomic distance (Å)	Clash overlap (Å)
22:BA:1821:A:H8	22:BA:1821:A:O5'	2.02	0.42
22:BA:1883:U:C4	22:BA:1884:G:C6	3.07	0.42
22:BA:2209:G:C6	22:BA:2210:U:C4	3.07	0.42
22:BA:2392:A:C8	22:BA:2429:G:C2	3.08	0.42
22:BA:2415:G:H2'	22:BA:2416:C:C6	2.49	0.42
22:BA:2648:G:C4	22:BA:2673:G:C2	3.07	0.42
22:BA:2669:G:O2'	22:BA:2670:A:H5'	2.19	0.42
22:BA:2793:C:H2'	22:BA:2794:C:C6	2.53	0.42
22:BA:2846:G:H2'	22:BA:2847:U:O4'	2.19	0.42
27:BF:33:LYS:HG2	27:BF:157:THR:HB	2.01	0.42
29:BH:79:THR:CG2	29:BH:147:VAL:CG2	2.97	0.42
30:BI:140:VAL:HG22	30:BI:142:ASP:HB2	2.00	0.42
31:BJ:81:ILE:HG12	31:BJ:82:GLY:H	1.83	0.42
31:BJ:118:MET:C	31:BJ:120:ARG:H	2.22	0.42
33:BL:76:GLU:O	33:BL:77:ILE:HD13	2.19	0.42
37:BP:81:VAL:O	37:BP:81:VAL:HG12	2.19	0.42
42:BU:6:ARG:O	42:BU:7:ARG:C	2.57	0.42
42:BU:14:LEU:HD11	42:BU:71:ALA:N	2.34	0.42
44:BW:69:PHE:CE1	44:BW:80:ILE:HD11	2.54	0.42
47:BZ:51:VAL:O	47:BZ:53:PHE:N	2.51	0.42
49:B1:30:LYS:N	49:B1:31:PRO:HD3	2.33	0.42
1:CA:55:A:C6	1:CA:56:U:O2	2.71	0.42
1:CA:369:G:C6	1:CA:370:C:C5	3.07	0.42
1:CA:700:G:O4'	1:CA:704:A:H1'	2.18	0.42
1:CA:1073:U:H5'	1:CA:1074:G:OP2	2.18	0.42
1:CA:1144:G:H5''	1:CA:1145:A:OP2	2.19	0.42
1:CA:1280:A:C8	10:CJ:42:LEU:HD23	2.54	0.42
1:CA:1305:G:O2'	1:CA:1332:A:N6	2.52	0.42
2:CB:90:PHE:CD2	2:CB:150:GLY:O	2.72	0.42
2:CB:192:ASP:O	2:CB:193:PRO:O	2.37	0.42
9:CI:114:LYS:HA	9:CI:121:ALA:HB2	2.00	0.42
12:CL:14:ARG:NH1	12:CL:15:LYS:HG3	2.33	0.42
12:CL:33:VAL:O	12:CL:34:CYS:O	2.37	0.42
19:CS:12:ASP:O	19:CS:16:LEU:HB2	2.19	0.42
21:CU:5:LYS:HD2	21:CU:5:LYS:C	2.40	0.42
22:DA:45:G:N2	22:DA:434:U:C2	2.87	0.42
22:DA:185:G:C6	22:DA:212:G:N1	2.87	0.42
22:DA:217:A:H2'	22:DA:218:A:O4'	2.19	0.42
22:DA:310:A:C6	22:DA:330:A:C5	3.07	0.42
22:DA:396:G:O3'	45:DX:30:LEU:O	2.38	0.42
22:DA:983:A:OP1	57:DA:3565:HOH:O	2.22	0.42

*Continued on next page...*

*Continued from previous page...*

Atom-1	Atom-2	Interatomic distance (Å)	Clash overlap (Å)
22:DA:1230:A:C2	22:DA:1231:U:C2	3.07	0.42
22:DA:1277:G:H5'	35:DN:20:MET:CE	2.49	0.42
22:DA:1356:G:N2	22:DA:1357:C:H1'	2.33	0.42
22:DA:1357:C:N4	22:DA:1358:G:N1	2.67	0.42
22:DA:1401:G:C5	22:DA:1402:U:C4	3.07	0.42
22:DA:1686:C:C2	22:DA:1703:G:C2	3.07	0.42
22:DA:1721:G:H2'	22:DA:1738:G:H22	1.84	0.42
22:DA:1728:C:H6	22:DA:1728:C:O5'	2.02	0.42
22:DA:1805:A:N3	22:DA:1813:G:N2	2.67	0.42
22:DA:2114:A:H2'	22:DA:2114:A:N3	2.34	0.42
22:DA:2264:C:C2	22:DA:2277:G:N2	2.86	0.42
22:DA:2341:G:C2	22:DA:2342:C:C2	3.07	0.42
22:DA:2577:A:H5''	22:DA:2578:G:H5'	2.00	0.42
25:DD:42:ASN:CG	25:DD:42:ASN:O	2.58	0.42
26:DE:52:VAL:HG21	26:DE:81:GLY:CA	2.49	0.42
27:DF:17:MET:O	27:DF:21:ASN:HA	2.19	0.42
28:DG:77:ILE:HG23	28:DG:81:GLU:OE1	2.19	0.42
29:DH:62:LEU:HD13	29:DH:63:ALA:N	2.34	0.42
36:DO:97:PHE:CB	36:DO:103:VAL:HG11	2.49	0.42
43:DV:42:LEU:HD12	43:DV:47:VAL:HG21	2.01	0.42
44:DW:23:VAL:HA	44:DW:38:VAL:HG13	2.01	0.42
1:AA:29:U:C2'	1:AA:30:U:H5'	2.50	0.42
1:AA:184:G:C6	1:AA:185:U:O4	2.73	0.42
1:AA:201:G:H2'	1:AA:202:G:C8	2.54	0.42
1:AA:554:A:C5'	12:AL:26:ALA:HB1	2.49	0.42
1:AA:601:G:H2'	1:AA:602:A:O4'	2.19	0.42
1:AA:1048:G:H5''	14:AN:3:LYS:HG3	2.00	0.42
1:AA:1303:C:H2'	1:AA:1304:G:O5'	2.19	0.42
1:AA:1322:C:P	19:AS:78:ARG:HH22	2.42	0.42
1:AA:1505:G:H5'	1:AA:1506:U:O5'	2.18	0.42
2:AB:19:GLN:HB3	2:AB:189:THR:OG1	2.19	0.42
2:AB:45:LYS:HG3	2:AB:45:LYS:O	2.19	0.42
3:AC:116:VAL:HG21	3:AC:202:ILE:HD11	2.01	0.42
3:AC:165:THR:O	3:AC:166:GLU:CB	2.67	0.42
4:AD:17:THR:CG2	4:AD:18:ASP:H	2.32	0.42
6:AF:10:VAL:CG1	6:AF:11:HIS:N	2.83	0.42
10:AJ:53:ILE:HG22	10:AJ:54:SER:N	2.33	0.42
12:AL:114:ARG:NH2	12:AL:121:ARG:HA	2.34	0.42
17:AQ:4:LYS:N	17:AQ:4:LYS:CE	2.82	0.42
20:AT:44:LYS:CG	20:AT:87:ALA:HA	2.49	0.42
20:AT:55:GLN:N	20:AT:56:PRO:HD2	2.34	0.42

*Continued on next page...*



*Continued from previous page...*

Atom-1	Atom-2	Interatomic distance (Å)	Clash overlap (Å)
20:AT:78:ASN:ND2	57:AT:101:HOH:O	2.48	0.42
22:BA:28:A:H2'	22:BA:29:U:H5'	2.00	0.42
22:BA:262:A:H2'	22:BA:263:G:O4'	2.19	0.42
22:BA:375:G:H2'	22:BA:376:G:O4'	2.19	0.42
22:BA:987:C:N4	22:BA:988:A:C5	2.87	0.42
22:BA:1054:A:C6	22:BA:1055:G:C5	3.08	0.42
22:BA:1132:U:H3'	22:BA:1133:A:H5''	2.00	0.42
22:BA:1168:G:C2	22:BA:1182:G:C4	3.07	0.42
22:BA:1353:A:C8	22:BA:1378:A:N6	2.87	0.42
22:BA:1848:A:H2'	22:BA:1849:G:O4'	2.19	0.42
22:BA:1866:A:C2	22:BA:1876:A:C5	3.07	0.42
22:BA:1959:G:H2'	22:BA:1960:A:O4'	2.18	0.42
22:BA:2056:G:H2'	22:BA:2056:G:N3	2.34	0.42
22:BA:2372:U:O2	22:BA:2372:U:H2'	2.18	0.42
22:BA:2464:G:C2	22:BA:2465:C:C2	3.07	0.42
22:BA:2478:A:H5'	52:B4:32:LYS:CD	2.50	0.42
26:BE:153:LEU:HG	26:BE:154:ASP:N	2.33	0.42
28:BG:38:ASN:O	28:BG:39:ASP:CB	2.67	0.42
28:BG:153:ARG:O	28:BG:154:PRO:C	2.56	0.42
30:BI:10:LYS:HB3	30:BI:56:PRO:HB2	2.01	0.42
32:BK:12:ASP:HB3	32:BK:99:ILE:HD13	2.00	0.42
39:BR:3:ALA:CB	39:BR:59:ILE:HD11	2.39	0.42
42:BU:13:VAL:HG12	42:BU:19:LYS:HA	2.01	0.42
42:BU:87:PHE:CE1	42:BU:92:LYS:HB2	2.54	0.42
44:BW:70:GLU:HB3	44:BW:72:LYS:HE2	2.01	0.42
46:BY:53:VAL:O	46:BY:56:LEU:O	2.38	0.42
53:B5:191:ARG:O	53:B5:195:ARG:CB	2.67	0.42
1:CA:254:G:O2'	17:CQ:18:GLU:O	2.35	0.42
1:CA:317:U:C4	1:CA:337:G:N1	2.87	0.42
1:CA:376:G:C2	1:CA:389:A:C2	3.07	0.42
1:CA:437:U:C4	1:CA:438:U:C5	3.07	0.42
1:CA:468:A:N3	1:CA:468:A:O4'	2.52	0.42
1:CA:518:C:H2'	1:CA:530:G:H8	1.85	0.42
1:CA:1092:A:N6	1:CA:1093:A:C6	2.87	0.42
1:CA:1123:U:O3'	10:CJ:38:GLY:HA3	2.19	0.42
1:CA:1286:U:C5'	1:CA:1287:A:OP2	2.66	0.42
1:CA:1304:G:H2'	1:CA:1305:G:H1'	2.00	0.42
2:CB:50:PHE:HD1	2:CB:54:LEU:HD23	1.84	0.42
3:CC:173:VAL:O	3:CC:175:LEU:N	2.49	0.42
5:CE:16:ILE:HG23	5:CE:110:ALA:HB2	1.99	0.42
6:CF:86:ARG:CG	6:CF:86:ARG:NH1	2.80	0.42

*Continued on next page...*

*Continued from previous page...*

Atom-1	Atom-2	Interatomic distance (Å)	Clash overlap (Å)
7:CG:33:ASP:O	7:CG:35:LYS:HG3	2.18	0.42
7:CG:78:ARG:O	7:CG:79:ARG:C	2.58	0.42
7:CG:137:LYS:O	7:CG:141:VAL:HG23	2.19	0.42
14:CN:3:LYS:HB3	14:CN:6:MET:CG	2.49	0.42
17:CQ:62:ARG:C	17:CQ:73:TRP:CE3	2.93	0.42
19:CS:74:PHE:C	19:CS:76:PRO:HD3	2.39	0.42
21:CU:20:LYS:C	21:CU:22:SER:H	2.22	0.42
22:DA:45:G:H5''	22:DA:46:G:H4'	2.01	0.42
22:DA:464:U:H2'	22:DA:465:G:O4'	2.19	0.42
22:DA:728:G:N2	22:DA:730:A:C4	2.87	0.42
22:DA:1035:U:H2'	22:DA:1036:G:C8	2.53	0.42
22:DA:1444:G:C2	22:DA:1548:A:C2	3.07	0.42
22:DA:1846:G:H5''	22:DA:1847:A:OP2	2.19	0.42
22:DA:2199:A:C6	22:DA:2200:C:N3	2.87	0.42
22:DA:2457:U:C4	22:DA:2458:G:C6	3.07	0.42
22:DA:2845:U:H5''	37:DP:52:ASN:O	2.18	0.42
23:DB:15:A:H1'	23:DB:109:A:C8	2.55	0.42
24:DC:80:ARG:CZ	24:DC:82:GLU:OE2	2.68	0.42
24:DC:82:GLU:OE1	24:DC:103:TYR:OH	2.21	0.42
25:DD:186:LEU:HD21	37:DP:4:ILE:HG21	2.00	0.42
27:DF:28:VAL:HG22	27:DF:29:PRO:HD2	2.00	0.42
27:DF:106:ILE:C	27:DF:109:PRO:HD2	2.39	0.42
30:DI:50:GLU:OE2	30:DI:53:LEU:HD13	2.19	0.42
33:DL:141:LYS:HG3	33:DL:143:GLU:OE1	2.19	0.42
34:DM:124:LEU:N	34:DM:124:LEU:CD2	2.83	0.42
40:DS:47:VAL:O	40:DS:47:VAL:HG22	2.18	0.42
52:D4:19:ARG:O	52:D4:20:ASP:HB2	2.19	0.42
1:AA:266:G:H4'	1:AA:267:C:OP1	2.19	0.42
1:AA:529:G:H4'	1:AA:533:A:C2	2.54	0.42
1:AA:567:G:H2'	1:AA:568:G:O5'	2.19	0.42
1:AA:584:G:O6	1:AA:758:C:O2	2.37	0.42
1:AA:588:G:C6	1:AA:589:U:C4	3.07	0.42
1:AA:829:G:N3	1:AA:830:G:C8	2.88	0.42
1:AA:901:A:C5	1:AA:902:G:H1'	2.54	0.42
1:AA:1106:G:C6	1:AA:1107:C:C4	3.07	0.42
1:AA:1159:U:O2	1:AA:1182:G:N1	2.52	0.42
1:AA:1373:G:C5'	7:AG:36:LYS:HB2	2.49	0.42
1:AA:1374:A:N3	1:AA:1375:A:C8	2.87	0.42
1:AA:1442:G:N1	1:AA:1443:C:C2	2.87	0.42
2:AB:149:GLY:O	2:AB:152:LYS:HG2	2.19	0.42
4:AD:57:GLU:O	4:AD:60:LYS:HB3	2.19	0.42

*Continued on next page...*

*Continued from previous page...*

Atom-1	Atom-2	Interatomic distance (Å)	Clash overlap (Å)
6:AF:9:MET:HE1	18:AR:65:LEU:HB3	2.00	0.42
6:AF:46:GLN:NE2	6:AF:56:LYS:HE3	2.35	0.42
6:AF:67:PRO:O	6:AF:69:GLU:N	2.52	0.42
8:AH:75:ILE:O	8:AH:75:ILE:HG23	2.18	0.42
9:AI:51:PRO:HB3	9:AI:84:THR:CG2	2.49	0.42
13:AM:99:GLY:O	13:AM:100:GLN:O	2.37	0.42
21:AU:28:VAL:HG12	21:AU:31:GLU:OE1	2.19	0.42
22:BA:49:A:C8	22:BA:51:G:C2	3.07	0.42
22:BA:65:U:N3	22:BA:66:C:C5	2.88	0.42
22:BA:66:C:H2'	22:BA:67:U:C6	2.53	0.42
22:BA:825:A:H2'	22:BA:826:U:O4'	2.20	0.42
22:BA:864:G:C6	22:BA:865:C:N4	2.87	0.42
22:BA:999:U:C5	22:BA:1154:G:C6	3.07	0.42
22:BA:1060:U:H4'	22:BA:1061:U:H3'	2.00	0.42
22:BA:1195:G:O2'	22:BA:1196:C:H5'	2.19	0.42
22:BA:1525:A:C5	22:BA:1526:C:C5	3.07	0.42
22:BA:1734:G:N3	22:BA:1735:A:C8	2.88	0.42
22:BA:1801:A:N7	24:BC:262:ARG:NH2	2.67	0.42
22:BA:1867:G:C2'	22:BA:1868:C:H5'	2.49	0.42
22:BA:1927:A:C6	22:BA:1928:A:C6	3.08	0.42
22:BA:2078:C:H2'	22:BA:2079:U:C6	2.54	0.42
22:BA:2548:U:C5	22:BA:2549:G:N7	2.87	0.42
22:BA:2552:U:O2	22:BA:2554:U:H5'	2.19	0.42
31:BJ:64:VAL:HG22	31:BJ:68:LYS:HD2	2.00	0.42
34:BM:32:GLY:CA	34:BM:131:VAL:HG23	2.49	0.42
35:BN:65:LEU:HD11	35:BN:69:ARG:NH2	2.35	0.42
36:BO:78:VAL:HG23	36:BO:79:ALA:N	2.34	0.42
37:BP:16:ASP:O	37:BP:18:PRO:N	2.53	0.42
37:BP:31:TRP:CE3	37:BP:40:LEU:HD12	2.54	0.42
53:B5:65:LEU:HD11	53:B5:191:ARG:CB	2.49	0.42
53:B5:75:VAL:HA	53:B5:120:VAL:O	2.19	0.42
1:CA:78:A:C6	1:CA:79:G:C5	3.07	0.42
1:CA:674:G:OP1	6:CF:86:ARG:NH2	2.42	0.42
1:CA:1105:A:N1	1:CA:1106:G:C5	2.87	0.42
1:CA:1178:G:N2	1:CA:1181:G:OP2	2.51	0.42
1:CA:1317:C:OP1	14:CN:57:PRO:HD2	2.19	0.42
1:CA:1323:G:H1'	1:CA:1362:A:C2	2.54	0.42
1:CA:1371:G:O3'	9:CI:71:GLY:HA3	2.19	0.42
1:CA:1426:G:C4	1:CA:1475:G:N2	2.87	0.42
2:CB:66:LYS:HB2	2:CB:158:PRO:HA	2.01	0.42
6:CF:62:MET:HG3	6:CF:64:VAL:HG23	2.01	0.42

*Continued on next page...*

*Continued from previous page...*

Atom-1	Atom-2	Interatomic distance (Å)	Clash overlap (Å)
9:CI:45:ARG:HG3	9:CI:46:MET:SD	2.59	0.42
13:CM:27:LYS:O	13:CM:27:LYS:CD	2.67	0.42
14:CN:36:ALA:HB2	14:CN:42:TRP:CH2	2.54	0.42
15:CO:33:THR:HA	15:CO:63:ARG:NH1	2.34	0.42
21:CU:40:LYS:H	21:CU:41:PRO:CD	2.32	0.42
22:DA:13:A:C2	22:DA:525:U:C2	3.07	0.42
22:DA:77:G:H2'	22:DA:78:U:O4'	2.18	0.42
22:DA:182:A:H2'	22:DA:183:C:C6	2.54	0.42
22:DA:373:U:C2	22:DA:374:A:C8	3.07	0.42
22:DA:481:G:C5	22:DA:507:A:C2	3.08	0.42
22:DA:664:G:H4'	22:DA:941:A:OP1	2.19	0.42
22:DA:1046:A:O2'	22:DA:1047:G:OP1	2.26	0.42
22:DA:1205:A:H5''	22:DA:1206:G:N7	2.35	0.42
22:DA:1211:C:H3'	22:DA:1212:G:H5'	2.02	0.42
22:DA:1343:G:C6	22:DA:1344:U:C4	3.07	0.42
22:DA:1352:U:C5	57:DA:3392:HOH:O	2.57	0.42
22:DA:1444:G:C4	22:DA:1445:G:C8	3.07	0.42
22:DA:2027:G:C6	57:DA:3475:HOH:O	2.57	0.42
22:DA:2142:A:C2	22:DA:2150:C:C2	3.07	0.42
22:DA:2355:G:C6	22:DA:2356:U:N3	2.88	0.42
22:DA:2571:U:H2'	22:DA:2572:A:OP1	2.19	0.42
22:DA:2630:G:O4'	22:DA:2894:G:H1'	2.20	0.42
31:DJ:98:GLU:O	31:DJ:102:GLU:HG3	2.20	0.42
33:DL:20:GLY:HA2	33:DL:28:GLY:HA2	2.00	0.42
33:DL:62:PRO:HD2	51:D3:25:LYS:O	2.19	0.42
33:DL:136:GLU:HA	33:DL:140:GLY:HA3	2.01	0.42
34:DM:57:VAL:HG23	34:DM:58:LYS:O	2.19	0.42
40:DS:42:LYS:O	40:DS:43:ALA:C	2.57	0.42
44:DW:57:HIS:CD2	44:DW:57:HIS:N	2.87	0.42
1:AA:154:U:C2	1:AA:168:G:C2	3.07	0.42
1:AA:252:U:O4	1:AA:253:A:N6	2.53	0.42
1:AA:542:G:N3	1:AA:543:U:C6	2.87	0.42
1:AA:714:G:H21	1:AA:777:A:H1'	1.84	0.42
1:AA:858:G:C6	1:AA:869:G:N7	2.87	0.42
1:AA:939:G:C6	1:AA:940:C:N4	2.88	0.42
1:AA:1088:G:C5	1:AA:1089:G:N7	2.87	0.42
1:AA:1112:C:O2	3:AC:179:ARG:HG3	2.20	0.42
1:AA:1273:C:H2'	1:AA:1274:A:O4'	2.18	0.42
1:AA:1343:G:O3'	9:AI:124:ARG:HB3	2.19	0.42
4:AD:145:ILE:HG22	4:AD:146:ARG:O	2.19	0.42
4:AD:197:GLU:N	4:AD:197:GLU:CD	2.73	0.42

*Continued on next page...*

*Continued from previous page...*

Atom-1	Atom-2	Interatomic distance (Å)	Clash overlap (Å)
5:AE:100:SER:O	5:AE:101:GLU:C	2.57	0.42
10:AJ:74:VAL:O	10:AJ:75:ASP:HB2	2.19	0.42
13:AM:14:HIS:HB2	13:AM:17:ILE:CD1	2.49	0.42
13:AM:44:LYS:HE2	13:AM:44:LYS:HB3	1.90	0.42
16:AP:4:ILE:HG12	16:AP:21:VAL:HG22	2.02	0.42
22:BA:30:G:O2'	22:BA:31:C:H5'	2.19	0.42
22:BA:475:C:O5'	22:BA:475:C:H6	2.03	0.42
22:BA:547:A:H8	22:BA:548:G:N3	2.17	0.42
22:BA:627:A:OP1	33:BL:78:ARG:NH1	2.40	0.42
22:BA:811:U:C4	22:BA:1251:C:N4	2.87	0.42
22:BA:864:G:O2'	22:BA:865:C:H5'	2.19	0.42
22:BA:905:A:N6	22:BA:906:U:C4	2.88	0.42
22:BA:976:G:C2	22:BA:977:G:C5	3.07	0.42
22:BA:1142:A:C4	22:BA:1144:A:C8	3.08	0.42
22:BA:1624:U:N3	22:BA:1625:C:H5	2.15	0.42
22:BA:1808:A:H4'	22:BA:1808:A:OP2	2.20	0.42
22:BA:1820:U:OP1	24:BC:177:ARG:NH2	2.53	0.42
22:BA:1846:G:C2	22:BA:1895:C:C2	3.07	0.42
22:BA:2186:G:H2'	22:BA:2187:U:C6	2.53	0.42
22:BA:2371:G:C6	22:BA:2372:U:C5	3.08	0.42
22:BA:2648:G:H2'	22:BA:2649:C:C6	2.54	0.42
22:BA:2741:A:C8	22:BA:2742:G:C8	3.07	0.42
22:BA:2886:A:H3'	22:BA:2887:A:H8	1.83	0.42
24:BC:15:HIS:O	24:BC:204:VAL:CG2	2.65	0.42
24:BC:17:VAL:HB	24:BC:204:VAL:HG13	2.00	0.42
24:BC:17:VAL:HB	24:BC:204:VAL:HG22	2.01	0.42
25:BD:82:PHE:N	25:BD:82:PHE:CD2	2.86	0.42
29:BH:45:GLU:C	29:BH:47:PHE:N	2.72	0.42
30:BI:9:VAL:HG23	30:BI:59:ILE:HG13	2.00	0.42
31:BJ:81:ILE:CG2	31:BJ:82:GLY:N	2.82	0.42
35:BN:82:GLU:O	35:BN:85:PRO:HG2	2.20	0.42
38:BQ:14:HIS:CD2	38:BQ:32:TYR:CE1	3.07	0.42
46:BY:13:GLU:C	46:BY:15:ASN:H	2.23	0.42
1:CA:29:U:H4'	1:CA:295:C:O3'	2.18	0.42
1:CA:84:U:O2'	1:CA:85:U:H5'	2.19	0.42
1:CA:632:U:H3'	1:CA:633:G:H5'	2.02	0.42
1:CA:688:G:C8	1:CA:700:G:N2	2.87	0.42
1:CA:1387:G:H2'	1:CA:1388:C:C6	2.54	0.42
1:CA:1534:A:H4'	1:CA:1535:C:H2'	2.01	0.42
3:CC:117:ALA:HB2	3:CC:200:VAL:CG1	2.49	0.42
3:CC:167:TRP:C	3:CC:167:TRP:HE3	2.22	0.42

*Continued on next page...*

*Continued from previous page...*

Atom-1	Atom-2	Interatomic distance (Å)	Clash overlap (Å)
4:CD:34:ILE:O	4:CD:34:ILE:HG23	2.19	0.42
12:CL:42:PRO:HD3	12:CL:48:ALA:O	2.20	0.42
13:CM:85:CYS:O	13:CM:89:LEU:HG	2.19	0.42
13:CM:114:LYS:CB	13:CM:115:PRO:HD3	2.46	0.42
17:CQ:75:LEU:HD12	17:CQ:75:LEU:O	2.19	0.42
18:CR:46:GLY:O	18:CR:47:THR:O	2.36	0.42
22:DA:170:U:N3	22:DA:171:U:C5	2.87	0.42
22:DA:825:A:H4'	22:DA:2428:G:C5	2.54	0.42
22:DA:972:A:C6	22:DA:973:A:C6	3.07	0.42
22:DA:975:A:C2	22:DA:1156:A:N3	2.88	0.42
22:DA:1372:U:O4'	22:DA:2214:C:H1'	2.19	0.42
22:DA:1588:G:H3'	22:DA:1589:U:C6	2.55	0.42
22:DA:1736:U:H2'	22:DA:1737:G:O4'	2.19	0.42
22:DA:1914:C:O2	22:DA:1914:C:O4'	2.35	0.42
22:DA:2018:G:H2'	22:DA:2019:A:C8	2.53	0.42
22:DA:2208:C:O2	22:DA:2217:G:C2	2.71	0.42
22:DA:2747:G:O6	22:DA:2755:C:H5''	2.19	0.42
23:DB:96:G:C6	23:DB:97:C:C4	3.07	0.42
28:DG:46:ALA:O	28:DG:47:ASP:HB2	2.19	0.42
29:DH:127:GLU:HA	29:DH:144:VAL:O	2.19	0.42
35:DN:69:ARG:O	35:DN:71:ARG:N	2.40	0.42
39:DR:78:ARG:CB	39:DR:83:TYR:CD1	3.03	0.42
41:DT:51:PHE:O	41:DT:53:VAL:HG22	2.20	0.42
44:DW:37:ILE:HG22	44:DW:38:VAL:HG22	2.01	0.42
46:DY:9:LYS:CA	46:DY:12:GLU:HG3	2.50	0.42
47:DZ:51:VAL:HG23	47:DZ:55:VAL:HG11	2.02	0.42
50:D2:10:LEU:HD11	50:D2:14:ARG:NH1	2.35	0.42
1:AA:108:G:C6	20:AT:10:ARG:HG2	2.54	0.42
1:AA:381:C:C4	1:AA:382:A:C5	3.07	0.42
1:AA:543:U:H2'	1:AA:544:G:C5'	2.50	0.42
1:AA:633:G:H2'	1:AA:634:C:H6	1.84	0.42
1:AA:680:C:N3	1:AA:711:G:C2	2.87	0.42
1:AA:1053:G:H4'	1:AA:1054:C:H5'	2.00	0.42
1:AA:1118:U:O4'	1:AA:1179:A:H1'	2.20	0.42
1:AA:1210:C:O2'	1:AA:1211:U:H5'	2.19	0.42
1:AA:1303:C:C2'	1:AA:1304:G:O5'	2.67	0.42
1:AA:1414:U:H2'	1:AA:1415:G:C8	2.55	0.42
1:AA:1470:U:H2'	1:AA:1471:U:H6	1.83	0.42
2:AB:58:ASN:HB2	2:AB:220:THR:OG1	2.20	0.42
5:AE:46:VAL:HG11	5:AE:118:ALA:HB2	2.01	0.42
8:AH:26:THR:HG22	8:AH:60:GLU:HG2	2.02	0.42

*Continued on next page...*

*Continued from previous page...*

Atom-1	Atom-2	Interatomic distance (Å)	Clash overlap (Å)
13:AM:71:ARG:HA	27:BF:143:TYR:CE2	2.55	0.42
21:AU:10:GLU:HG3	21:AU:11:PRO:HD3	1.99	0.42
22:BA:55:G:C2	22:BA:56:A:C5	3.08	0.42
22:BA:735:A:H3'	22:BA:736:C:H6	1.83	0.42
22:BA:846:U:O2'	22:BA:847:U:P	2.77	0.42
22:BA:847:U:O2	22:BA:847:U:H2'	2.19	0.42
22:BA:1232:G:C4	22:BA:1233:C:C5	3.07	0.42
22:BA:1688:U:H2'	22:BA:1698:A:N6	2.34	0.42
22:BA:1760:C:H3'	22:BA:1761:C:H6	1.83	0.42
22:BA:1768:C:C2	22:BA:1769:U:C6	3.08	0.42
22:BA:1910:G:H2'	22:BA:1911:U:C6	2.55	0.42
22:BA:1930:G:N2	22:BA:1968:G:H2'	2.34	0.42
22:BA:1951:U:H2'	22:BA:1953:A:OP2	2.20	0.42
22:BA:2065:C:H2'	22:BA:2066:C:H6	1.83	0.42
22:BA:2124:G:O2'	53:B5:41:THR:HA	2.19	0.42
22:BA:2339:C:H2'	22:BA:2340:A:H8	1.81	0.42
22:BA:2412:A:H5''	22:BA:2413:G:OP2	2.18	0.42
22:BA:2544:G:H2'	22:BA:2545:G:H5'	2.02	0.42
22:BA:2637:U:H2'	22:BA:2638:G:H5'	2.01	0.42
22:BA:2729:G:H5'	25:BD:190:LYS:HE2	2.01	0.42
22:BA:2884:U:O2	22:BA:2884:U:O4'	2.37	0.42
27:BF:28:VAL:O	27:BF:28:VAL:CG1	2.67	0.42
27:BF:49:LEU:HD12	27:BF:49:LEU:HA	1.94	0.42
30:BI:33:VAL:HG21	30:BI:59:ILE:HG23	2.01	0.42
30:BI:33:VAL:HG22	30:BI:67:PHE:CG	2.54	0.42
32:BK:4:GLU:O	32:BK:5:GLN:CB	2.67	0.42
33:BL:110:VAL:O	33:BL:128:THR:HG23	2.20	0.42
35:BN:1:MET:SD	35:BN:1:MET:N	2.90	0.42
35:BN:77:ALA:O	35:BN:81:ASN:HB2	2.19	0.42
39:BR:10:LYS:NZ	39:BR:23:GLU:CG	2.82	0.42
39:BR:33:VAL:HG13	39:BR:63:VAL:HG23	2.01	0.42
40:BS:69:LEU:HD12	40:BS:69:LEU:HA	1.85	0.42
40:BS:74:ILE:O	40:BS:74:ILE:HG23	2.18	0.42
41:BT:34:VAL:O	41:BT:35:ALA:C	2.56	0.42
47:BZ:2:ALA:O	47:BZ:3:LYS:C	2.58	0.42
53:B5:24:ASP:HB2	53:B5:185:LYS:O	2.19	0.42
1:CA:15:G:C4	1:CA:16:A:C8	3.08	0.42
1:CA:22:G:H2'	1:CA:23:C:C6	2.55	0.42
1:CA:76:G:N2	1:CA:95:C:C2	2.88	0.42
1:CA:96:U:H2'	1:CA:97:G:O5'	2.19	0.42
1:CA:369:G:C5	1:CA:370:C:C5	3.07	0.42

*Continued on next page...*

*Continued from previous page...*

Atom-1	Atom-2	Interatomic distance (Å)	Clash overlap (Å)
1:CA:580:C:H2'	1:CA:581:G:O4'	2.20	0.42
1:CA:828:U:O2	2:CB:25:PRO:HG2	2.20	0.42
1:CA:867:G:H2'	1:CA:868:C:H6	1.84	0.42
1:CA:1068:G:N2	1:CA:1191:A:N3	2.56	0.42
1:CA:1195:C:N3	1:CA:1197:A:C8	2.87	0.42
1:CA:1250:A:C2	1:CA:1251:A:N3	2.87	0.42
1:CA:1363:A:O2'	1:CA:1365:G:N7	2.44	0.42
1:CA:1492:A:H8	1:CA:1492:A:OP2	2.02	0.42
2:CB:27:MET:HE1	2:CB:187:VAL:HG21	2.00	0.42
3:CC:22:TRP:HZ3	3:CC:24:ALA:HB3	1.84	0.42
7:CG:69:VAL:HG21	7:CG:104:ILE:HD11	2.01	0.42
12:CL:21:VAL:O	12:CL:23:ALA:N	2.53	0.42
13:CM:83:LEU:CD2	13:CM:83:LEU:N	2.82	0.42
15:CO:78:TYR:CD2	15:CO:78:TYR:C	2.92	0.42
22:DA:655:A:H4'	22:DA:656:G:OP1	2.19	0.42
22:DA:687:C:C2	22:DA:788:A:O4'	2.72	0.42
22:DA:971:G:H2'	22:DA:972:A:O4'	2.18	0.42
22:DA:1340:U:C5	22:DA:1603:A:C8	3.07	0.42
22:DA:1490:A:O2'	24:DC:98:ASP:HB3	2.18	0.42
22:DA:1519:G:N3	22:DA:1519:G:H2'	2.33	0.42
22:DA:1593:A:H2'	22:DA:1594:U:O4'	2.19	0.42
22:DA:1904:G:C2'	22:DA:1905:C:H5'	2.49	0.42
22:DA:2286:G:H4'	22:DA:2287:A:O5'	2.19	0.42
22:DA:2345:G:N3	22:DA:2381:A:H2'	2.33	0.42
22:DA:2658:C:OP1	28:DG:158:LYS:NZ	2.52	0.42
23:DB:7:G:C5'	36:DO:29:HIS:CE1	3.03	0.42
23:DB:58:A:H2'	23:DB:59:A:C8	2.55	0.42
24:DC:147:LYS:HG3	24:DC:150:LYS:HD3	2.02	0.42
25:DD:78:GLY:C	25:DD:79:LEU:HG	2.39	0.42
29:DH:72:ILE:O	29:DH:72:ILE:CG2	2.67	0.42
30:DI:125:MET:HA	30:DI:128:SER:OG	2.19	0.42
31:DJ:84:ILE:HG23	31:DJ:84:ILE:O	2.19	0.42
33:DL:89:VAL:HG23	33:DL:121:THR:HG22	2.01	0.42
1:AA:337:G:O2'	1:AA:338:A:H5'	2.20	0.42
1:AA:392:C:C2	1:AA:393:A:C8	3.07	0.42
1:AA:452:A:H2'	1:AA:453:G:O5'	2.20	0.42
1:AA:575:G:O2'	1:AA:821:G:OP2	2.27	0.42
1:AA:971:G:C8	1:AA:1365:G:H4'	2.54	0.42
1:AA:1074:G:O2'	1:AA:1101:A:N1	2.41	0.42
1:AA:1271:A:H2'	1:AA:1272:G:H8	1.85	0.42
1:AA:1308:U:P	13:AM:98:ARG:HG2	2.60	0.42

*Continued on next page...*



*Continued from previous page...*

Atom-1	Atom-2	Interatomic distance (Å)	Clash overlap (Å)
1:AA:1438:G:C2'	1:AA:1439:G:H5'	2.49	0.42
1:AA:1455:G:H2'	1:AA:1455:G:N3	2.35	0.42
2:AB:10:LEU:C	2:AB:10:LEU:HD23	2.39	0.42
3:AC:25:ASN:O	3:AC:26:THR:C	2.57	0.42
4:AD:130:VAL:CG1	4:AD:135:TYR:CD1	3.00	0.42
9:AI:22:LYS:HE3	9:AI:22:LYS:HB3	1.89	0.42
13:AM:16:VAL:HG13	13:AM:34:LEU:HD13	2.01	0.42
17:AQ:46:VAL:HG12	17:AQ:47:HIS:N	2.35	0.42
17:AQ:50:ASN:O	17:AQ:51:ASN:O	2.37	0.42
18:AR:40:VAL:HG13	18:AR:41:PRO:HD2	2.01	0.42
20:AT:35:VAL:CG1	20:AT:79:LEU:HD22	2.49	0.42
20:AT:69:LYS:HB2	20:AT:70:ASN:OD1	2.19	0.42
21:AU:6:VAL:HG21	21:AU:17:ARG:HD3	2.01	0.42
21:AU:34:ARG:CZ	21:AU:35:ARG:HB2	2.49	0.42
22:BA:182:A:H2'	22:BA:183:C:O4'	2.19	0.42
22:BA:190:A:C4	22:BA:207:A:C2	3.07	0.42
22:BA:264:C:O2'	22:BA:265:A:H2'	2.20	0.42
22:BA:770:G:H2'	22:BA:771:G:O5'	2.19	0.42
22:BA:1220:G:H2'	22:BA:1221:C:O4'	2.20	0.42
22:BA:1875:G:HO2'	22:BA:1876:A:P	2.41	0.42
22:BA:2472:G:C5	22:BA:2475:C:C4	3.07	0.42
22:BA:2518:A:H5'	22:BA:2518:A:N3	2.35	0.42
22:BA:2520:C:H2'	22:BA:2521:C:O5'	2.20	0.42
22:BA:2535:G:N2	22:BA:2536:G:H1'	2.35	0.42
22:BA:2615:U:C2'	22:BA:2616:C:O5'	2.67	0.42
23:BB:1:U:O2	23:BB:1:U:H2'	2.20	0.42
26:BE:48:THR:O	26:BE:51:GLU:N	2.44	0.42
26:BE:48:THR:OG1	26:BE:50:ALA:HB3	2.19	0.42
26:BE:57:LYS:HG3	26:BE:58:LYS:N	2.33	0.42
26:BE:79:ARG:O	26:BE:80:SER:HB2	2.19	0.42
27:BF:80:ARG:HG2	27:BF:81:GLN:N	2.35	0.42
28:BG:127:THR:HG22	28:BG:128:GLN:H	1.83	0.42
29:BH:114:GLU:CB	29:BH:133:GLN:O	2.66	0.42
37:BP:104:THR:O	37:BP:105:GLY:C	2.58	0.42
42:BU:39:ILE:O	42:BU:40:ASN:C	2.58	0.42
43:BV:35:GLU:HB2	43:BV:93:ARG:NH2	2.35	0.42
1:CA:258:G:H2'	1:CA:259:G:O4'	2.20	0.42
1:CA:373:A:C8	1:CA:482:A:C8	3.08	0.42
1:CA:577:G:N2	1:CA:578:C:C2	2.88	0.42
1:CA:667:G:C6	1:CA:740:U:O2	2.73	0.42
1:CA:851:G:N1	1:CA:852:G:C5	2.88	0.42

*Continued on next page...*

*Continued from previous page...*

Atom-1	Atom-2	Interatomic distance (Å)	Clash overlap (Å)
1:CA:1062:U:H2'	1:CA:1063:C:C6	2.55	0.42
1:CA:1452:C:H4'	1:CA:1453:G:C5'	2.50	0.42
10:CJ:26:VAL:CG2	10:CJ:36:VAL:HG11	2.49	0.42
12:CL:25:GLU:O	12:CL:26:ALA:HB3	2.19	0.42
18:CR:61:ARG:O	18:CR:64:TYR:HB3	2.19	0.42
22:DA:60:G:OP1	22:DA:60:G:H3'	2.19	0.42
22:DA:140:C:O2	22:DA:140:C:O4'	2.37	0.42
22:DA:155:A:C2	22:DA:172:A:C2	3.07	0.42
22:DA:184:C:H2'	22:DA:185:G:C8	2.55	0.42
22:DA:295:G:C2	22:DA:296:U:C5	3.08	0.42
22:DA:417:C:H2'	22:DA:418:C:C6	2.54	0.42
22:DA:500:G:C2	22:DA:502:A:C8	3.07	0.42
22:DA:589:U:N3	22:DA:590:A:N7	2.68	0.42
22:DA:681:G:N3	22:DA:682:G:C8	2.88	0.42
22:DA:727:A:C6	22:DA:728:G:C6	3.07	0.42
22:DA:1078:U:H5''	22:DA:1079:C:OP1	2.19	0.42
22:DA:1102:C:H2'	22:DA:1103:A:C8	2.55	0.42
22:DA:1255:U:C2'	22:DA:1256:G:OP1	2.67	0.42
22:DA:1304:A:N6	22:DA:1305:C:N4	2.68	0.42
22:DA:1332:G:H2'	22:DA:1332:G:N3	2.35	0.42
22:DA:1399:C:H2'	22:DA:1400:U:C6	2.55	0.42
22:DA:1588:G:C6	22:DA:1589:U:C4	3.08	0.42
22:DA:1654:A:P	35:DN:1:MET:HA	2.60	0.42
22:DA:1805:A:C2	22:DA:1813:G:C6	3.07	0.42
22:DA:1824:G:OP1	24:DC:53:HIS:CE1	2.72	0.42
22:DA:1842:G:O4'	24:DC:243:HIS:CE1	2.73	0.42
22:DA:1911:U:H2'	22:DA:1918:A:C2	2.55	0.42
22:DA:2425:A:H4'	22:DA:2426:A:O5'	2.20	0.42
22:DA:2528:U:O2'	22:DA:2529:G:H3'	2.19	0.42
22:DA:2802:G:N2	22:DA:2803:G:N3	2.68	0.42
22:DA:2819:G:N2	22:DA:2828:G:C4	2.88	0.42
26:DE:75:SER:C	26:DE:77:ILE:H	2.23	0.42
26:DE:137:LYS:O	26:DE:137:LYS:HG2	2.20	0.42
27:DF:64:LYS:H	27:DF:64:LYS:HE2	1.83	0.42
29:DH:31:VAL:HG12	29:DH:32:PRO:HD3	2.02	0.42
32:DK:61:VAL:O	32:DK:61:VAL:HG13	2.20	0.42
36:DO:49:VAL:HG21	36:DO:82:ALA:HA	2.02	0.42
37:DP:113:ARG:O	37:DP:114:LEU:C	2.58	0.42
39:DR:78:ARG:CB	39:DR:83:TYR:HD1	2.33	0.42
42:DU:4:LYS:HG2	42:DU:85:PHE:CZ	2.55	0.42
45:DX:40:VAL:O	45:DX:44:LYS:N	2.53	0.42

*Continued on next page...*

*Continued from previous page...*

Atom-1	Atom-2	Interatomic distance (Å)	Clash overlap (Å)
1:AA:250:A:H4'	1:AA:251:G:O5'	2.19	0.42
1:AA:339:C:OP2	32:BK:98:ARG:NH1	2.53	0.42
1:AA:342:C:C2	1:AA:348:G:C2	3.08	0.42
1:AA:408:A:C6	1:AA:435:A:C6	3.08	0.42
1:AA:482:A:C2	1:AA:483:C:H1'	2.55	0.42
1:AA:698:G:C2	1:AA:699:C:C2	3.08	0.42
1:AA:747:A:C6	1:AA:748:G:C6	3.08	0.42
1:AA:862:C:C4	1:AA:863:U:C5	3.08	0.42
1:AA:926:G:H5'	1:AA:927:G:O5'	2.19	0.42
1:AA:1149:C:H2'	1:AA:1150:A:O4'	2.20	0.42
1:AA:1154:G:H2'	1:AA:1155:A:C8	2.55	0.42
1:AA:1289:A:O3'	7:AG:35:LYS:NZ	2.52	0.42
1:AA:1444:U:H2'	1:AA:1445:U:H6	1.84	0.42
2:AB:20:THR:OG1	2:AB:21:ARG:N	2.52	0.42
2:AB:50:PHE:HA	2:AB:53:ALA:HB3	2.00	0.42
3:AC:22:TRP:CD1	3:AC:59:ARG:CG	3.03	0.42
3:AC:68:ILE:O	3:AC:68:ILE:HG22	2.19	0.42
3:AC:73:PRO:HG3	3:AC:105:GLU:HG3	2.00	0.42
3:AC:142:MET:HE1	3:AC:148:GLY:HA2	2.00	0.42
4:AD:26:ARG:HD3	4:AD:31:LYS:HE3	2.00	0.42
9:AI:25:ASN:CB	9:AI:27:LYS:HE3	2.50	0.42
10:AJ:56:HIS:C	10:AJ:57:VAL:HG12	2.40	0.42
14:AN:43:ASN:ND2	14:AN:43:ASN:O	2.53	0.42
17:AQ:12:VAL:O	17:AQ:22:VAL:O	2.37	0.42
17:AQ:81:LYS:O	17:AQ:82:ALA:C	2.58	0.42
22:BA:77:G:H2'	22:BA:78:U:O4'	2.20	0.42
22:BA:103:A:H2'	22:BA:104:A:O4'	2.20	0.42
22:BA:210:C:H2'	22:BA:211:C:H6	1.85	0.42
22:BA:210:C:H2'	22:BA:211:C:C6	2.55	0.42
22:BA:659:G:C4	22:BA:660:C:C5	3.08	0.42
22:BA:827:U:O4	22:BA:2430:A:C2	2.72	0.42
22:BA:845:A:C6	22:BA:847:U:C6	3.08	0.42
22:BA:1178:C:O3'	22:BA:1179:G:C8	2.73	0.42
22:BA:1460:U:H3'	22:BA:1461:C:C5'	2.48	0.42
22:BA:1719:G:H2'	22:BA:1720:U:O4'	2.19	0.42
22:BA:1791:A:O3'	24:BC:204:VAL:O	2.36	0.42
22:BA:1961:C:H2'	22:BA:1962:C:H5'	2.02	0.42
22:BA:2007:U:H2'	22:BA:2008:C:H6	1.84	0.42
22:BA:2077:A:C5	22:BA:2435:A:C5	3.07	0.42
22:BA:2113:U:N3	22:BA:2114:A:N7	2.68	0.42
22:BA:2293:G:OP1	36:BO:94:ARG:NH1	2.51	0.42

*Continued on next page...*

*Continued from previous page...*

Atom-1	Atom-2	Interatomic distance (Å)	Clash overlap (Å)
22:BA:2364:C:C2'	22:BA:2365:G:H5'	2.50	0.42
22:BA:2585:U:O2'	22:BA:2586:U:H5'	2.18	0.42
22:BA:2774:C:H2'	22:BA:2775:G:O4'	2.20	0.42
25:BD:101:PHE:C	25:BD:103:ASP:N	2.73	0.42
25:BD:140:HIS:CD2	25:BD:140:HIS:N	2.88	0.42
27:BF:33:LYS:HD3	27:BF:92:ARG:NH1	2.35	0.42
27:BF:52:ASN:C	27:BF:54:ALA:N	2.73	0.42
31:BJ:112:GLY:O	31:BJ:116:ARG:HB2	2.20	0.42
32:BK:58:LEU:H	32:BK:58:LEU:HD22	1.84	0.42
34:BM:49:ALA:HB1	34:BM:120:ALA:HB1	2.01	0.42
44:BW:31:VAL:HG21	44:BW:82:ILE:HD11	2.02	0.42
46:BY:5:GLU:C	46:BY:7:ARG:N	2.71	0.42
51:B3:49:MET:HE3	51:B3:49:MET:HA	2.02	0.42
51:B3:63:PRO:HG2	51:B3:64:TYR:CD2	2.55	0.42
1:CA:39:G:N3	1:CA:40:C:C6	2.88	0.42
1:CA:86:G:HO2'	1:CA:87:C:P	2.42	0.42
1:CA:411:A:C5	1:CA:429:U:C5	3.08	0.42
1:CA:455:G:O6	1:CA:456:A:N6	2.53	0.42
1:CA:681:A:N1	1:CA:710:G:C4	2.88	0.42
1:CA:774:G:C4	1:CA:775:G:C8	3.07	0.42
1:CA:1006:G:P	1:CA:1038:C:H5'	2.60	0.42
1:CA:1053:G:N7	1:CA:1200:C:H5''	2.34	0.42
1:CA:1147:C:O2	9:CI:18:ARG:NH2	2.52	0.42
1:CA:1415:G:C6	1:CA:1486:G:C6	3.08	0.42
3:CC:92:ALA:O	3:CC:96:GLY:N	2.53	0.42
4:CD:107:PHE:CG	4:CD:145:ILE:HD11	2.55	0.42
5:CE:18:VAL:HG21	5:CE:56:VAL:HG13	2.02	0.42
5:CE:155:ALA:HB1	8:CH:66:PHE:CE2	2.55	0.42
7:CG:4:ARG:HG3	7:CG:5:ARG:N	2.35	0.42
10:CJ:44:THR:HG22	10:CJ:46:LYS:HG2	2.01	0.42
14:CN:64:CYS:SG	14:CN:79:LEU:CD2	3.07	0.42
15:CO:18:ASP:OD1	15:CO:18:ASP:C	2.58	0.42
22:DA:17:G:H4'	38:DQ:25:TYR:CE1	2.55	0.42
22:DA:271:G:H4'	22:DA:272:A:OP1	2.20	0.42
22:DA:568:U:H2'	22:DA:570:G:OP2	2.19	0.42
22:DA:666:A:C5'	33:DL:48:ARG:HD2	2.50	0.42
22:DA:717:C:N4	22:DA:718:A:C2	2.88	0.42
22:DA:799:G:OP2	22:DA:800:A:O2'	2.33	0.42
22:DA:920:A:C5	22:DA:921:C:C5	3.07	0.42
22:DA:1045:C:C4'	22:DA:1046:A:H5'	2.50	0.42
22:DA:1223:G:N1	22:DA:1227:G:C6	2.88	0.42

*Continued on next page...*

*Continued from previous page...*

Atom-1	Atom-2	Interatomic distance (Å)	Clash overlap (Å)
22:DA:1319:C:O2'	22:DA:1320:C:H5'	2.20	0.42
22:DA:1635:A:C8	22:DA:1636:U:C5	3.07	0.42
22:DA:1664:A:C8	22:DA:1664:A:OP2	2.73	0.42
22:DA:1880:U:H2'	22:DA:1881:C:C6	2.54	0.42
22:DA:2032:G:C2	25:DD:150:GLN:HG2	2.55	0.42
22:DA:2359:C:O2'	51:D3:54:ASP:OD2	2.27	0.42
22:DA:2810:A:H2'	22:DA:2811:G:O4'	2.19	0.42
23:DB:68:C:H2'	23:DB:69:G:O4'	2.20	0.42
24:DC:35:GLU:O	24:DC:36:LYS:C	2.58	0.42
26:DE:85:PHE:O	26:DE:86:ALA:O	2.36	0.42
29:DH:69:ALA:HB2	29:DH:138:VAL:HG12	2.02	0.42
29:DH:121:VAL:O	29:DH:122:LEU:CB	2.67	0.42
31:DJ:117:ALA:HA	31:DJ:120:ARG:HD2	2.01	0.42
35:DN:85:PRO:O	35:DN:88:ALA:HB2	2.20	0.42
40:DS:107:VAL:HG13	40:DS:107:VAL:O	2.20	0.42
1:AA:10:A:H2'	1:AA:11:G:H8	1.84	0.42
1:AA:19:A:C4	1:AA:917:G:C2	3.08	0.42
1:AA:77:A:N1	1:AA:91:U:O4	2.52	0.42
1:AA:648:A:C2	1:AA:649:A:C4	3.08	0.42
1:AA:785:G:N2	1:AA:798:U:C2	2.88	0.42
1:AA:1329:A:OP1	13:AM:29:ARG:HB2	2.20	0.42
1:AA:1368:A:H5''	9:AI:114:LYS:HB3	2.02	0.42
1:AA:1476:A:C6	1:AA:1477:U:C4	3.07	0.42
1:AA:1486:G:H2'	1:AA:1487:G:O4'	2.20	0.42
2:AB:15:HIS:HB2	2:AB:209:ALA:HB2	2.01	0.42
2:AB:132:LYS:O	2:AB:136:MET:HB2	2.20	0.42
2:AB:166:ALA:HB3	2:AB:191:SER:HB3	2.02	0.42
3:AC:57:ILE:HG12	3:AC:66:VAL:HG22	2.01	0.42
4:AD:9:LEU:HD21	4:AD:22:LYS:CB	2.49	0.42
4:AD:161:LEU:HD23	4:AD:161:LEU:C	2.40	0.42
9:AI:99:ARG:HA	9:AI:104:VAL:HG22	2.02	0.42
10:AJ:42:LEU:HA	10:AJ:43:PRO:HD2	1.82	0.42
11:AK:91:PRO:C	11:AK:93:ARG:N	2.71	0.42
14:AN:28:LYS:N	14:AN:31:ILE:HB	2.34	0.42
19:AS:7:LYS:HD2	19:AS:7:LYS:HA	1.93	0.42
22:BA:36:G:O2'	22:BA:450:G:H2'	2.19	0.42
22:BA:323:C:N4	22:BA:333:G:C5	2.88	0.42
22:BA:366:C:H2'	22:BA:367:G:O4'	2.20	0.42
22:BA:528:A:C2	22:BA:2043:C:H5'	2.53	0.42
22:BA:659:G:P	26:BE:95:LYS:HZ2	2.43	0.42
22:BA:662:G:O3'	33:BL:16:GLY:HA2	2.20	0.42

*Continued on next page...*

*Continued from previous page...*

Atom-1	Atom-2	Interatomic distance (Å)	Clash overlap (Å)
22:BA:716:A:N6	22:BA:717:C:N4	2.68	0.42
22:BA:770:G:C2'	22:BA:771:G:O5'	2.68	0.42
22:BA:877:A:C6	22:BA:899:A:N1	2.87	0.42
22:BA:1005:C:H2'	22:BA:1006:C:H6	1.85	0.42
22:BA:1073:A:C8	22:BA:1074:G:C5'	3.03	0.42
22:BA:1088:A:N3	22:BA:1088:A:H5''	2.34	0.42
22:BA:1212:G:N2	22:BA:1236:G:C4	2.87	0.42
22:BA:1243:C:H1'	33:BL:4:ASN:O	2.20	0.42
22:BA:1429:G:C6	22:BA:1568:G:C6	3.08	0.42
22:BA:1430:G:C4	22:BA:1431:A:C8	3.08	0.42
22:BA:2244:U:C4	22:BA:2245:U:C5	3.08	0.42
22:BA:2312:U:OP1	27:BF:71:ARG:HB3	2.19	0.42
24:BC:79:GLU:OE1	24:BC:101:ARG:NE	2.48	0.42
26:BE:128:ALA:O	26:BE:130:LYS:N	2.53	0.42
29:BH:89:LYS:O	29:BH:90:LEU:C	2.58	0.42
29:BH:116:ARG:HB3	29:BH:131:SER:O	2.20	0.42
29:BH:118:PRO:O	29:BH:119:ASN:CB	2.68	0.42
30:BI:18:ALA:O	30:BI:19:ASN:HB3	2.19	0.42
30:BI:140:VAL:O	30:BI:140:VAL:HG13	2.20	0.42
32:BK:110:GLU:O	32:BK:112:PHE:N	2.53	0.42
38:BQ:72:ASN:HD22	38:BQ:72:ASN:N	2.17	0.42
38:BQ:79:PHE:CE1	38:BQ:83:LEU:HD11	2.54	0.42
39:BR:14:VAL:HG13	39:BR:15:SER:N	2.35	0.42
40:BS:23:LEU:HD11	48:B0:22:LEU:HB2	2.02	0.42
53:B5:74:ARG:HA	53:B5:93:ASP:OD1	2.20	0.42
1:CA:308:C:H2'	1:CA:309:A:C8	2.54	0.42
1:CA:595:A:C2	1:CA:641:U:C2	3.07	0.42
1:CA:599:C:C2	1:CA:640:A:C2	3.08	0.42
1:CA:728:A:H2'	1:CA:729:A:H8	1.82	0.42
1:CA:956:U:C5	1:CA:957:U:C5	3.08	0.42
1:CA:963:G:H2'	1:CA:964:A:H5'	2.01	0.42
1:CA:1075:U:H4'	1:CA:1101:A:N6	2.35	0.42
1:CA:1133:G:H2'	1:CA:1133:G:N3	2.34	0.42
1:CA:1250:A:C8	1:CA:1287:A:N7	2.88	0.42
1:CA:1379:G:O2'	1:CA:1380:U:H5'	2.20	0.42
1:CA:1484:C:H2'	1:CA:1485:U:O4'	2.19	0.42
6:CF:3:HIS:O	6:CF:92:THR:HA	2.20	0.42
8:CH:10:MET:HE2	8:CH:33:LYS:CD	2.50	0.42
8:CH:78:VAL:HG23	8:CH:127:CYS:HA	2.02	0.42
12:CL:23:ALA:HA	12:CL:61:PHE:CD2	2.55	0.42
14:CN:22:ALA:N	14:CN:25:ALA:HB2	2.34	0.42

*Continued on next page...*

Continued from previous page...

Atom-1	Atom-2	Interatomic distance (Å)	Clash overlap (Å)
17:CQ:20:SER:N	17:CQ:48:ASP:OD1	2.52	0.42
19:CS:18:LYS:HB3	19:CS:31:LEU:HD23	2.01	0.42
20:CT:37:ALA:O	20:CT:40:GLU:HB3	2.20	0.42
22:DA:250:G:H2'	22:DA:251:A:C8	2.54	0.42
22:DA:579:G:C2	22:DA:1262:A:C5	3.08	0.42
22:DA:691:C:O2'	22:DA:692:C:H5'	2.19	0.42
22:DA:836:G:C8	22:DA:837:C:C5	3.07	0.42
22:DA:858:G:OP1	44:DW:78:LYS:HD3	2.20	0.42
22:DA:898:C:C4	22:DA:899:A:C8	3.08	0.42
22:DA:973:A:O4'	22:DA:1188:U:C6	2.72	0.42
22:DA:1193:G:N1	22:DA:1194:A:C5	2.88	0.42
22:DA:1428:C:C5	22:DA:1569:A:C5'	3.02	0.42
22:DA:1464:G:N1	22:DA:1465:G:C5	2.88	0.42
22:DA:1590:A:H2'	22:DA:1591:A:C8	2.55	0.42
22:DA:1616:A:C2	22:DA:1647:U:C5	3.08	0.42
22:DA:1718:G:C6	22:DA:1743:G:N3	2.88	0.42
22:DA:2074:U:H5'	24:DC:227:PRO:HB3	2.02	0.42
22:DA:2108:A:H4'	22:DA:2150:C:H4'	2.01	0.42
22:DA:2387:U:H1'	44:DW:41:ARG:CD	2.50	0.42
22:DA:2655:G:O2'	22:DA:2656:U:P	2.77	0.42
23:DB:77:U:H2'	23:DB:78:A:H5'	2.01	0.42
24:DC:93:LEU:HD13	24:DC:103:TYR:CE1	2.55	0.42
34:DM:10:ARG:O	34:DM:89:VAL:HG21	2.19	0.42
36:DO:9:ARG:NH1	36:DO:9:ARG:HG3	2.34	0.42
36:DO:58:ILE:HG22	36:DO:58:ILE:O	2.20	0.42
49:D1:51:GLU:O	49:D1:52:ALA:HB2	2.19	0.42
51:D3:52:LYS:O	51:D3:55:LEU:N	2.48	0.42
1:AA:64:G:C2	1:AA:67:C:C4	3.07	0.42
1:AA:167:A:H2'	1:AA:168:G:O4'	2.19	0.42
1:AA:286:C:N3	1:AA:287:U:C5	2.87	0.42
1:AA:307:C:H5''	1:AA:308:C:OP2	2.20	0.42
1:AA:344:A:H4'	1:AA:345:C:OP2	2.20	0.42
1:AA:528:C:C5'	1:AA:529:G:OP2	2.68	0.42
1:AA:723:U:H5''	21:AU:49:LYS:HG2	2.01	0.42
1:AA:854:U:H3'	1:AA:871:U:O4	2.20	0.42
1:AA:1105:A:C2	1:AA:1106:G:C5	3.08	0.42
1:AA:1144:G:C6	1:AA:1145:A:C2	3.08	0.42
1:AA:1246:A:H2'	1:AA:1247:U:O4'	2.20	0.42
1:AA:1293:C:C4	1:AA:1294:G:N7	2.88	0.42
1:AA:1438:G:C6	1:AA:1439:G:C5	3.08	0.42
1:AA:1454:G:N3	1:AA:1455:G:C8	2.87	0.42

Continued on next page...

*Continued from previous page...*

Atom-1	Atom-2	Interatomic distance (Å)	Clash overlap (Å)
1:AA:1479:C:H2'	1:AA:1480:A:O4'	2.20	0.42
6:AF:37:HIS:O	6:AF:38:ARG:CB	2.66	0.42
6:AF:40:GLU:O	6:AF:42:TRP:N	2.53	0.42
8:AH:100:GLY:HA3	8:AH:130:ALA:HB2	2.02	0.42
10:AJ:32:THR:O	10:AJ:33:GLY:C	2.58	0.42
10:AJ:35:GLN:HB2	10:AJ:78:GLU:HB3	2.02	0.42
10:AJ:35:GLN:HB3	10:AJ:36:VAL:H	1.71	0.42
13:AM:45:ILE:HG13	13:AM:48:LEU:HD13	2.02	0.42
14:AN:3:LYS:N	57:AN:205:HOH:O	2.53	0.42
16:AP:22:ALA:CB	16:AP:32:PHE:HA	2.50	0.42
17:AQ:65:ARG:O	17:AQ:67:LEU:HD12	2.20	0.42
20:AT:72:ALA:O	20:AT:75:HIS:HB2	2.20	0.42
22:BA:31:C:P	57:BA:3702:HOH:O	2.78	0.42
22:BA:150:U:H2'	22:BA:151:C:H6	1.85	0.42
22:BA:216:A:C8	22:BA:432:A:C6	3.08	0.42
22:BA:319:G:C5	22:BA:333:G:C2	3.08	0.42
22:BA:497:A:N6	22:BA:498:G:C6	2.88	0.42
22:BA:503:A:C5'	22:BA:505:A:OP1	2.68	0.42
22:BA:554:U:C2'	22:BA:555:G:H5'	2.50	0.42
22:BA:830:G:C4	22:BA:2448:A:C5	3.08	0.42
22:BA:919:U:H2'	22:BA:920:A:H5'	2.02	0.42
22:BA:983:A:N6	22:BA:984:A:C2	2.87	0.42
22:BA:1018:U:O3'	22:BA:1120:G:N2	2.53	0.42
22:BA:1115:G:HO2'	22:BA:1116:G:H8	1.68	0.42
22:BA:1445:G:C6	22:BA:1446:C:N3	2.87	0.42
22:BA:1613:G:H4'	50:B2:3:ARG:HD3	2.02	0.42
22:BA:1638:C:H4'	22:BA:2710:C:O2	2.19	0.42
22:BA:1842:G:N2	22:BA:1901:A:C4	2.88	0.42
22:BA:2009:A:OP1	40:BS:41:LYS:HE2	2.20	0.42
22:BA:2511:U:O2'	22:BA:2512:C:H5'	2.20	0.42
22:BA:2514:U:H2'	22:BA:2515:C:H6	1.85	0.42
22:BA:2592:G:C5	22:BA:2593:U:C4	3.08	0.42
22:BA:2768:U:H2'	22:BA:2769:U:O4'	2.20	0.42
22:BA:2838:G:C6	22:BA:2839:G:C5	3.08	0.42
24:BC:166:ALA:HB3	24:BC:173:THR:HB	2.01	0.42
25:BD:101:PHE:HE2	25:BD:203:VAL:HG12	1.81	0.42
26:BE:48:THR:O	26:BE:49:ARG:C	2.58	0.42
27:BF:111:ILE:O	27:BF:114:PHE:HB2	2.19	0.42
30:BI:55:ILE:HG12	30:BI:74:PRO:CA	2.50	0.42
30:BI:127:ARG:CA	30:BI:130:GLU:HG3	2.47	0.42
32:BK:92:GLU:O	32:BK:93:GLN:HB2	2.20	0.42

*Continued on next page...*



*Continued from previous page...*

Atom-1	Atom-2	Interatomic distance (Å)	Clash overlap (Å)
34:BM:42:THR:O	34:BM:43:ALA:C	2.58	0.42
34:BM:102:LEU:HB2	34:BM:103:TYR:HD1	1.85	0.42
36:BO:87:ILE:O	36:BO:88:LYS:O	2.37	0.42
45:BX:77:LYS:HD2	45:BX:77:LYS:HA	1.88	0.42
47:BZ:49:ASN:O	47:BZ:52:SER:HB3	2.20	0.42
1:CA:106:C:O2	1:CA:379:C:C5'	2.68	0.42
1:CA:236:A:H5'	17:CQ:44:LEU:HD21	2.02	0.42
1:CA:1202:U:H2'	1:CA:1203:C:H5'	2.01	0.42
1:CA:1277:C:H2'	1:CA:1278:G:H5''	2.02	0.42
1:CA:1370:G:O5'	9:CI:111:VAL:CG2	2.68	0.42
3:CC:140:ASN:HA	3:CC:143:ARG:HB3	2.01	0.42
5:CE:103:THR:O	5:CE:122:ASN:HA	2.20	0.42
9:CI:51:PRO:HB3	9:CI:84:THR:HG23	2.01	0.42
11:CK:31:ILE:O	11:CK:31:ILE:HD13	2.20	0.42
12:CL:40:THR:HG22	12:CL:41:THR:N	2.34	0.42
17:CQ:70:THR:HG22	17:CQ:71:LYS:H	1.84	0.42
22:DA:37:C:H2'	22:DA:38:A:C8	2.54	0.42
22:DA:118:A:N7	22:DA:119:A:N7	2.67	0.42
22:DA:299:A:C4	22:DA:322:A:C6	3.08	0.42
22:DA:420:C:H2'	22:DA:421:C:C6	2.54	0.42
22:DA:1566:A:H5'	24:DC:214:ARG:CZ	2.49	0.42
22:DA:1643:G:C5	22:DA:1644:C:C5	3.08	0.42
22:DA:1668:A:C4'	22:DA:1669:A:C2	3.03	0.42
22:DA:1827:U:C4'	22:DA:1970:A:HO2'	2.33	0.42
22:DA:1835:G:C5	22:DA:1836:C:C5	3.07	0.42
22:DA:2027:G:C5	57:DA:3475:HOH:O	2.73	0.42
22:DA:2127:G:N3	22:DA:2162:G:N7	2.68	0.42
22:DA:2278:A:N6	44:DW:14:ARG:O	2.53	0.42
22:DA:2464:G:N2	22:DA:2465:C:H1'	2.34	0.42
22:DA:2574:G:C2	22:DA:2575:C:C2	3.08	0.42
22:DA:2689:U:H4'	22:DA:2690:U:OP2	2.18	0.42
22:DA:2726:A:O2'	22:DA:2727:A:O5'	2.36	0.42
22:DA:2831:G:N2	22:DA:2884:U:OP2	2.53	0.42
22:DA:2857:G:N2	22:DA:2859:G:H3'	2.35	0.42
25:DD:151:THR:C	25:DD:153:GLY:N	2.74	0.42
29:DH:31:VAL:HB	29:DH:32:PRO:HD2	2.00	0.42
30:DI:20:PRO:HG2	30:DI:24:VAL:HG23	2.02	0.42
30:DI:28:LEU:C	30:DI:28:LEU:HD12	2.40	0.42
41:DT:6:ARG:NH2	41:DT:38:ALA:HA	2.35	0.42
48:D0:40:ARG:O	48:D0:41:HIS:HB2	2.20	0.42
50:D2:18:PHE:O	50:D2:20:ALA:N	2.53	0.42

*Continued on next page...*

*Continued from previous page...*

Atom-1	Atom-2	Interatomic distance (Å)	Clash overlap (Å)
1:AA:40:C:C2	1:AA:41:G:C8	3.08	0.42
1:AA:270:A:H2'	1:AA:271:C:C6	2.55	0.42
1:AA:494:G:O2'	1:AA:496:A:H1'	2.20	0.42
1:AA:619:U:N3	4:AD:131:ASN:OD1	2.52	0.42
1:AA:632:U:H5''	1:AA:633:G:C8	2.55	0.42
1:AA:647:C:H6	1:AA:647:C:O5'	2.02	0.42
1:AA:855:U:H2'	1:AA:856:C:C6	2.55	0.42
1:AA:897:C:H2'	1:AA:898:G:C8	2.54	0.42
1:AA:1163:A:H2'	1:AA:1164:G:C8	2.54	0.42
1:AA:1240:U:H3'	1:AA:1241:G:H5'	2.01	0.42
1:AA:1347:G:N2	1:AA:1373:G:H2'	2.35	0.42
1:AA:1354:U:C2	1:AA:1355:G:C8	3.08	0.42
1:AA:1388:C:H2'	1:AA:1389:C:C6	2.55	0.42
1:AA:1472:U:O2'	1:AA:1473:G:H5'	2.19	0.42
2:AB:24:ASN:HA	2:AB:25:PRO:HD3	1.88	0.42
2:AB:66:LYS:HG2	2:AB:156:GLY:HA3	2.01	0.42
6:AF:5:GLU:HB3	6:AF:90:MET:HB2	2.00	0.42
7:AG:115:SER:OG	7:AG:118:LEU:HG	2.20	0.42
11:AK:20:VAL:HG23	11:AK:36:ASP:O	2.20	0.42
11:AK:55:SER:O	11:AK:56:ARG:C	2.58	0.42
17:AQ:60:GLU:C	17:AQ:61:ILE:HD12	2.40	0.42
20:AT:5:LYS:C	20:AT:5:LYS:HE2	2.40	0.42
22:BA:84:A:H4'	22:BA:85:G:O5'	2.18	0.42
22:BA:226:A:N6	22:BA:227:A:C6	2.88	0.42
22:BA:375:G:C4	22:BA:376:G:C8	3.08	0.42
22:BA:518:G:N2	22:BA:519:U:C2	2.88	0.42
22:BA:588:U:H2'	22:BA:589:U:H6	1.81	0.42
22:BA:653:U:C2'	22:BA:654:A:OP1	2.68	0.42
22:BA:860:U:C2'	22:BA:861:A:O5'	2.68	0.42
22:BA:1429:G:O2'	22:BA:1430:G:H5'	2.20	0.42
22:BA:2077:A:C6	22:BA:2435:A:N6	2.88	0.42
22:BA:2210:U:H4'	22:BA:2211:A:H5'	2.01	0.42
22:BA:2393:U:H5''	33:BL:62:PRO:HB3	2.01	0.42
22:BA:2540:C:C2'	22:BA:2541:A:H5'	2.49	0.42
22:BA:2788:C:O2'	22:BA:2809:A:N3	2.46	0.42
24:BC:252:THR:HG22	24:BC:253:LYS:N	2.35	0.42
25:BD:125:TRP:O	25:BD:126:ASN:HB2	2.19	0.42
27:BF:138:PHE:HA	27:BF:139:PRO:HD3	1.82	0.42
29:BH:104:THR:CG2	29:BH:110:VAL:O	2.68	0.42
32:BK:47:ILE:HB	32:BK:48:PRO:CD	2.50	0.42
33:BL:17:LYS:HD3	33:BL:27:LEU:CD1	2.50	0.42

*Continued on next page...*

*Continued from previous page...*

Atom-1	Atom-2	Interatomic distance (Å)	Clash overlap (Å)
34:BM:30:SER:HB2	34:BM:31:PHE:CD1	2.55	0.42
36:BO:53:THR:CG2	36:BO:74:VAL:HG21	2.50	0.42
40:BS:31:GLN:O	40:BS:32:ALA:C	2.59	0.42
41:BT:65:GLY:HA3	41:BT:77:ARG:O	2.19	0.42
49:B1:21:TYR:CD2	49:B1:21:TYR:N	2.88	0.42
1:CA:64:G:C2	1:CA:67:C:N4	2.88	0.42
1:CA:228:A:H4'	16:CP:63:GLN:HG2	2.02	0.42
1:CA:707:U:OP1	11:CK:87:LYS:HD2	2.20	0.42
1:CA:805:C:H2'	1:CA:806:C:H6	1.85	0.42
1:CA:978:A:C5	1:CA:1318:A:C6	3.08	0.42
1:CA:1137:C:O2	1:CA:1137:C:O4'	2.36	0.42
1:CA:1382:C:H2'	1:CA:1383:C:C6	2.54	0.42
1:CA:1512:U:O2'	1:CA:1513:A:H5'	2.19	0.42
3:CC:40:ARG:CG	3:CC:55:ILE:HD11	2.49	0.42
3:CC:101:ILE:HG23	3:CC:101:ILE:O	2.19	0.42
4:CD:60:LYS:O	4:CD:61:VAL:C	2.58	0.42
5:CE:105:ILE:H	5:CE:122:ASN:C	2.23	0.42
6:CF:18:VAL:HA	6:CF:21:MET:HE2	2.02	0.42
6:CF:38:ARG:NH1	6:CF:61:LEU:HD21	2.35	0.42
16:CP:19:VAL:HG13	16:CP:36:VAL:HG12	2.02	0.42
22:DA:323:C:N4	22:DA:333:G:N7	2.67	0.42
22:DA:784:G:OP1	22:DA:2588:G:H5''	2.20	0.42
22:DA:973:A:OP2	39:DR:81:LYS:NZ	2.43	0.42
22:DA:1127:A:H1'	22:DA:2518:A:OP1	2.19	0.42
22:DA:1166:G:N2	22:DA:1184:U:H1'	2.35	0.42
22:DA:1317:G:N7	22:DA:1318:U:C4	2.88	0.42
22:DA:1360:G:N1	22:DA:1361:G:H1'	2.34	0.42
22:DA:1435:G:C2'	22:DA:1436:G:H5'	2.50	0.42
22:DA:1454:C:H1'	35:DN:60:VAL:HG13	2.02	0.42
22:DA:1622:G:H2'	22:DA:1623:G:O4'	2.20	0.42
22:DA:1682:G:OP2	22:DA:1699:G:N1	2.52	0.42
22:DA:1773:A:C2'	22:DA:1774:C:H5'	2.49	0.42
22:DA:1784:A:H4'	22:DA:1785:A:O5'	2.20	0.42
22:DA:1847:A:O2'	22:DA:1848:A:H8	2.01	0.42
22:DA:1885:A:H2'	22:DA:1886:U:O4'	2.20	0.42
22:DA:1926:U:C2'	22:DA:1928:A:N7	2.83	0.42
22:DA:2093:G:C2	22:DA:2094:A:C5	3.08	0.42
22:DA:2233:U:H2'	22:DA:2234:G:C8	2.55	0.42
22:DA:2351:G:O2'	22:DA:2366:A:N6	2.39	0.42
22:DA:2663:G:C2	22:DA:2664:G:H1'	2.55	0.42
23:DB:29:A:OP2	36:DO:31:THR:HG23	2.20	0.42

*Continued on next page...*

*Continued from previous page...*

Atom-1	Atom-2	Interatomic distance (Å)	Clash overlap (Å)
24:DC:119:GLY:O	24:DC:130:LEU:HB3	2.20	0.42
25:DD:105:LYS:HG2	25:DD:106:LYS:HG3	2.01	0.42
30:DI:4:LYS:HD2	30:DI:5:VAL:HG23	2.01	0.42
32:DK:71:ARG:HB3	32:DK:72:PRO:HD2	2.02	0.42
33:DL:135:ILE:HG22	33:DL:140:GLY:HA2	2.02	0.42
34:DM:70:ASP:OD1	34:DM:70:ASP:C	2.58	0.42
37:DP:51:ARG:O	37:DP:57:SER:HA	2.20	0.42
40:DS:86:MET:HG3	40:DS:87:PRO:HD2	2.01	0.42
41:DT:8:LEU:HD23	41:DT:50:LEU:HD21	2.01	0.42
41:DT:54:GLU:CB	41:DT:88:LYS:HG3	2.48	0.42
42:DU:51:ALA:O	42:DU:52:LEU:HB2	2.20	0.42
42:DU:83:VAL:CG1	42:DU:84:GLY:N	2.82	0.42
46:DY:60:LYS:O	46:DY:61:ALA:C	2.57	0.42
49:D1:33:LYS:HA	49:D1:52:ALA:HB3	2.02	0.42
49:D1:38:LYS:HB2	49:D1:49:TYR:CD2	2.55	0.42
1:AA:451:A:C2	1:AA:480:U:N3	2.87	0.41
1:AA:586:C:O2'	8:AH:4:GLN:NE2	2.50	0.41
1:AA:724:G:C4	1:AA:725:G:C8	3.07	0.41
1:AA:920:U:H2'	1:AA:921:U:C6	2.55	0.41
1:AA:950:U:H2'	1:AA:951:G:H8	1.85	0.41
1:AA:1115:U:H2'	1:AA:1116:U:H6	1.84	0.41
1:AA:1157:A:H1'	1:AA:1181:G:N2	2.35	0.41
1:AA:1172:C:O2'	1:AA:1173:U:H5'	2.20	0.41
1:AA:1268:G:C6	1:AA:1269:A:N6	2.87	0.41
1:AA:1322:C:P	19:AS:78:ARG:NH2	2.93	0.41
1:AA:1417:G:O6	1:AA:1482:G:C6	2.73	0.41
6:AF:74:LEU:HD23	6:AF:78:PHE:CE1	2.55	0.41
7:AG:62:PHE:CZ	7:AG:66:LEU:HD22	2.55	0.41
10:AJ:34:ALA:O	10:AJ:35:GLN:HB2	2.19	0.41
13:AM:6:GLY:HA3	13:AM:66:GLU:HG3	2.02	0.41
13:AM:110:LYS:O	13:AM:110:LYS:HG2	2.19	0.41
14:AN:10:GLU:OE2	14:AN:61:ARG:N	2.53	0.41
15:AO:50:HIS:O	15:AO:53:ARG:HB3	2.20	0.41
20:AT:38:ALA:O	20:AT:41:ALA:HB3	2.19	0.41
20:AT:71:LYS:O	20:AT:72:ALA:C	2.57	0.41
22:BA:15:G:C2	22:BA:16:C:C6	3.08	0.41
22:BA:139:U:C4	41:BT:2:ILE:HD13	2.55	0.41
22:BA:447:A:C5	22:BA:473:G:C5	3.08	0.41
22:BA:549:G:OP2	22:BA:550:C:OP1	2.38	0.41
22:BA:971:G:C6	22:BA:972:A:C4	3.08	0.41
22:BA:986:C:C2'	22:BA:987:C:H5'	2.50	0.41

*Continued on next page...*

*Continued from previous page...*

Atom-1	Atom-2	Interatomic distance (Å)	Clash overlap (Å)
22:BA:1240:U:H2'	22:BA:1241:A:OP2	2.20	0.41
22:BA:1759:A:C2	22:BA:1760:C:C2	3.08	0.41
22:BA:2020:A:C2	22:BA:2022:U:O4'	2.73	0.41
22:BA:2032:G:H4'	57:BA:3478:HOH:O	2.19	0.41
22:BA:2129:C:C4	22:BA:2130:U:O4	2.73	0.41
22:BA:2592:G:C6	22:BA:2593:U:N3	2.88	0.41
22:BA:2694:G:H2'	22:BA:2695:U:O4'	2.20	0.41
22:BA:2765:A:N3	22:BA:2765:A:C2'	2.83	0.41
23:BB:41:G:H5''	27:BF:66:LEU:HD13	2.02	0.41
24:BC:101:ARG:O	24:BC:102:ARG:HG3	2.20	0.41
24:BC:230:HIS:NE2	24:BC:247:PRO:HA	2.34	0.41
25:BD:12:THR:O	25:BD:24:VAL:HG22	2.20	0.41
27:BF:119:ALA:HB1	27:BF:167:ARG:CD	2.50	0.41
28:BG:87:LEU:HD13	28:BG:131:ILE:HB	2.02	0.41
28:BG:95:ARG:O	28:BG:96:ALA:HB2	2.20	0.41
29:BH:82:SER:HG	29:BH:90:LEU:HG	1.85	0.41
29:BH:139:PHE:O	29:BH:140:ALA:HB3	2.20	0.41
37:BP:26:VAL:HG21	37:BP:84:ILE:HG23	2.01	0.41
38:BQ:108:ALA:O	38:BQ:111:GLU:N	2.53	0.41
41:BT:1:MET:CB	41:BT:2:ILE:HD12	2.50	0.41
42:BU:14:LEU:CD1	42:BU:70:VAL:C	2.88	0.41
43:BV:26:PHE:CD1	43:BV:26:PHE:C	2.93	0.41
45:BX:35:SER:HA	45:BX:50:ARG:HA	2.01	0.41
52:B4:10:LEU:HD12	52:B4:33:HIS:CG	2.55	0.41
1:CA:7:A:H4'	1:CA:8:A:OP2	2.20	0.41
1:CA:86:G:O2'	1:CA:87:C:P	2.78	0.41
1:CA:155:A:C2	1:CA:167:A:C2	3.08	0.41
1:CA:159:G:N2	1:CA:161:A:H3'	2.35	0.41
1:CA:375:U:O4	57:CA:1889:HOH:O	2.19	0.41
1:CA:543:U:OP1	4:CD:14:ARG:NE	2.49	0.41
1:CA:563:A:C2'	1:CA:567:G:C8	3.00	0.41
1:CA:581:G:H8	1:CA:581:G:OP2	2.03	0.41
1:CA:707:U:H2'	1:CA:708:C:C6	2.54	0.41
1:CA:865:A:H1'	1:CA:918:A:O2'	2.19	0.41
1:CA:892:A:C4	1:CA:893:C:C6	3.08	0.41
1:CA:1036:A:N3	1:CA:1036:A:H2'	2.34	0.41
1:CA:1271:A:H2'	1:CA:1272:G:C8	2.55	0.41
9:CI:54:LEU:O	9:CI:55:VAL:HG13	2.20	0.41
10:CJ:10:LEU:HD23	10:CJ:96:VAL:HG11	2.02	0.41
15:CO:78:TYR:CZ	15:CO:82:ILE:HG21	2.55	0.41
22:DA:45:G:O3'	22:DA:46:G:O4'	2.37	0.41

*Continued on next page...*

*Continued from previous page...*

Atom-1	Atom-2	Interatomic distance (Å)	Clash overlap (Å)
22:DA:188:G:C6	22:DA:189:G:C4	3.08	0.41
22:DA:364:C:H2'	22:DA:365:U:O4'	2.20	0.41
22:DA:537:G:C6	22:DA:555:G:N2	2.88	0.41
22:DA:949:G:C6	22:DA:950:G:N7	2.88	0.41
22:DA:1028:A:N6	22:DA:1126:A:OP1	2.53	0.41
22:DA:1357:C:N4	22:DA:1358:G:C2	2.88	0.41
22:DA:1519:G:H3'	22:DA:1520:U:C6	2.55	0.41
22:DA:1607:C:O2	22:DA:1621:U:C5	2.73	0.41
22:DA:1819:A:H4'	22:DA:1820:U:C5'	2.49	0.41
22:DA:1911:U:C2	22:DA:1918:A:C2	3.08	0.41
22:DA:1936:A:OP1	22:DA:1937:A:H5'	2.20	0.41
22:DA:2127:G:H4'	22:DA:2128:G:OP1	2.19	0.41
22:DA:2520:C:O2'	22:DA:2565:A:O2'	2.37	0.41
22:DA:2732:G:O2'	22:DA:2733:A:H5'	2.20	0.41
22:DA:2786:U:H2'	22:DA:2787:C:C6	2.55	0.41
25:DD:133:THR:HG23	25:DD:134:HIS:N	2.34	0.41
29:DH:41:LYS:HE2	29:DH:44:ILE:CD1	2.50	0.41
32:DK:61:VAL:HB	32:DK:87:LEU:HD11	2.02	0.41
35:DN:52:ILE:O	35:DN:55:ALA:N	2.53	0.41
36:DO:7:ARG:NH1	36:DO:95:SER:O	2.47	0.41
52:D4:16:ILE:HG22	52:D4:17:VAL:N	2.34	0.41
1:AA:656:G:N2	15:AO:23:GLY:HA3	2.35	0.41
1:AA:833:G:N2	1:AA:834:U:H1'	2.36	0.41
1:AA:1245:C:H2'	1:AA:1246:A:C8	2.55	0.41
1:AA:1342:C:O2'	9:AI:126:GLN:HA	2.20	0.41
1:AA:1378:C:C5	1:AA:1379:G:C8	3.07	0.41
2:AB:21:ARG:HA	2:AB:21:ARG:CZ	2.50	0.41
2:AB:73:LYS:HE2	2:AB:75:ALA:O	2.20	0.41
2:AB:99:GLY:O	2:AB:103:ASN:CB	2.68	0.41
3:AC:130:PHE:O	3:AC:134:MET:HG3	2.20	0.41
6:AF:95:ALA:O	6:AF:96:VAL:HG13	2.21	0.41
8:AH:47:GLU:HG2	8:AH:64:LYS:HG2	2.01	0.41
9:AI:91:ASP:CG	9:AI:93:SER:HB3	2.41	0.41
11:AK:23:ILE:HG13	11:AK:23:ILE:O	2.21	0.41
11:AK:111:THR:HA	21:AU:4:ILE:O	2.20	0.41
14:AN:17:ALA:HA	14:AN:55:SER:O	2.20	0.41
14:AN:28:LYS:CA	14:AN:31:ILE:HB	2.50	0.41
14:AN:47:LYS:O	14:AN:49:GLN:N	2.52	0.41
14:AN:68:GLY:O	14:AN:69:ARG:C	2.59	0.41
15:AO:3:LEU:HD12	15:AO:3:LEU:HA	1.91	0.41
16:AP:16:PHE:CD2	16:AP:40:ASN:HB2	2.55	0.41

*Continued on next page...*

*Continued from previous page...*

Atom-1	Atom-2	Interatomic distance (Å)	Clash overlap (Å)
16:AP:68:SER:HB2	16:AP:71:VAL:HB	2.02	0.41
20:AT:44:LYS:HD3	20:AT:87:ALA:HA	2.02	0.41
20:AT:54:MET:HE3	20:AT:58:VAL:CG2	2.50	0.41
22:BA:69:C:O2'	22:BA:70:G:H5'	2.19	0.41
22:BA:77:G:N2	22:BA:110:G:H1'	2.34	0.41
22:BA:189:G:H2'	22:BA:205:G:N2	2.35	0.41
22:BA:276:U:O2	22:BA:276:U:C2'	2.64	0.41
22:BA:522:A:C2	22:BA:523:C:C2	3.09	0.41
22:BA:1104:C:H2'	22:BA:1105:U:C6	2.55	0.41
22:BA:1224:U:C4	22:BA:1225:G:C6	3.08	0.41
22:BA:1317:G:H2'	22:BA:1318:U:O4'	2.19	0.41
22:BA:1422:G:C6	22:BA:1423:G:C5	3.08	0.41
22:BA:1501:G:H2'	22:BA:1502:A:H8	1.85	0.41
22:BA:1505:A:H2'	22:BA:1506:U:O4'	2.20	0.41
22:BA:1765:U:H2'	22:BA:1766:G:O5'	2.21	0.41
22:BA:1795:C:C2	22:BA:1796:U:C5	3.09	0.41
22:BA:2345:G:H4'	22:BA:2346:A:O5'	2.21	0.41
27:BF:23:ASN:OD1	27:BF:23:ASN:N	2.52	0.41
28:BG:150:ALA:O	28:BG:152:ARG:N	2.53	0.41
30:BI:5:VAL:HG22	30:BI:8:TYR:OH	2.19	0.41
30:BI:108:GLU:HA	30:BI:111:GLN:HB3	2.01	0.41
31:BJ:41:LYS:C	31:BJ:43:GLU:N	2.72	0.41
35:BN:32:GLU:HG3	35:BN:120:GLU:HG2	2.02	0.41
35:BN:72:ASP:CG	35:BN:75:ILE:HD13	2.40	0.41
39:BR:49:ILE:HB	39:BR:51:VAL:O	2.21	0.41
43:BV:48:MET:O	43:BV:51:GLN:HG3	2.20	0.41
48:B0:55:ILE:O	48:B0:56:ALA:HB2	2.17	0.41
1:CA:27:G:C4	1:CA:557:G:N2	2.88	0.41
1:CA:115:G:H4'	1:CA:116:A:O5'	2.20	0.41
1:CA:827:U:H2'	1:CA:870:U:O4	2.20	0.41
1:CA:978:A:C6	1:CA:1318:A:N6	2.88	0.41
1:CA:983:A:N3	1:CA:983:A:C2'	2.83	0.41
1:CA:1377:A:C6	7:CG:7:ILE:HD12	2.55	0.41
1:CA:1467:C:H2'	1:CA:1468:A:C8	2.55	0.41
3:CC:123:GLN:O	3:CC:128:VAL:HG13	2.20	0.41
4:CD:31:LYS:N	4:CD:31:LYS:CD	2.82	0.41
4:CD:198:HIS:CE1	4:CD:199:LEU:CD2	3.01	0.41
5:CE:68:ARG:O	5:CE:71:MET:HE3	2.21	0.41
5:CE:125:ALA:O	5:CE:126:LYS:CB	2.67	0.41
7:CG:42:ILE:O	7:CG:42:ILE:HG22	2.20	0.41
7:CG:125:SER:O	7:CG:127:ALA:N	2.47	0.41

*Continued on next page...*

*Continued from previous page...*

Atom-1	Atom-2	Interatomic distance (Å)	Clash overlap (Å)
13:CM:83:LEU:HD12	19:CS:66:MET:SD	2.61	0.41
14:CN:21:PHE:CD2	14:CN:25:ALA:HB2	2.55	0.41
16:CP:52:LEU:HD21	16:CP:57:ILE:CD1	2.51	0.41
19:CS:16:LEU:O	19:CS:20:GLU:HG2	2.20	0.41
21:CU:53:VAL:HG13	21:CU:54:LYS:N	2.35	0.41
22:DA:271:G:C2	22:DA:367:G:N3	2.88	0.41
22:DA:306:U:O4	22:DA:307:G:C6	2.72	0.41
22:DA:466:A:C2	22:DA:796:C:O4'	2.73	0.41
22:DA:630:G:H3'	22:DA:631:A:C5'	2.50	0.41
22:DA:819:A:C8	22:DA:1188:U:O4	2.74	0.41
22:DA:856:G:N2	22:DA:922:C:N3	2.69	0.41
22:DA:1071:G:O2'	22:DA:1072:C:C5'	2.68	0.41
22:DA:1198:U:O2	38:DQ:4:VAL:HG11	2.20	0.41
22:DA:1199:U:H2'	22:DA:1200:C:C6	2.56	0.41
22:DA:1309:G:H2'	22:DA:1310:G:O4'	2.21	0.41
22:DA:1343:G:C6	22:DA:1344:U:O4	2.74	0.41
22:DA:1441:G:C2	22:DA:1551:A:C2	3.08	0.41
22:DA:1464:G:C2	22:DA:1465:G:C5	3.08	0.41
22:DA:1662:U:O2	22:DA:2687:U:C5'	2.68	0.41
22:DA:1663:G:C2	22:DA:1998:A:C5	3.08	0.41
22:DA:1673:G:N1	22:DA:1675:C:O4'	2.53	0.41
22:DA:1838:C:H4'	22:DA:1839:G:H8	1.84	0.41
22:DA:1867:G:O6	22:DA:1875:G:C2	2.73	0.41
22:DA:2429:G:OP2	22:DA:2430:A:OP2	2.38	0.41
22:DA:2464:G:C2	22:DA:2465:C:H1'	2.55	0.41
26:DE:108:ILE:HD11	26:DE:180:LEU:HB3	2.02	0.41
26:DE:149:ILE:O	26:DE:188:MET:HA	2.20	0.41
27:DF:42:GLU:HB2	27:DF:49:LEU:HD23	2.02	0.41
28:DG:80:THR:HG22	28:DG:81:GLU:N	2.34	0.41
29:DH:53:GLU:C	29:DH:55:GLU:N	2.72	0.41
30:DI:103:ARG:HB3	30:DI:142:ASP:OD2	2.21	0.41
31:DJ:42:ALA:O	31:DJ:44:TYR:N	2.53	0.41
38:DQ:86:ALA:O	38:DQ:87:SER:HB2	2.19	0.41
42:DU:73:PHE:CE1	42:DU:78:GLY:O	2.72	0.41
49:D1:26:ASN:CG	49:D1:29:THR:OG1	2.59	0.41
54:D6:4:PRO:O	54:D6:5:MHU:O	2.37	0.41
1:AA:30:U:C4	1:AA:554:A:C2	3.08	0.41
1:AA:66:A:O4'	1:AA:173:U:C4	2.73	0.41
1:AA:142:G:H3'	1:AA:143:A:H8	1.84	0.41
1:AA:200:G:N3	1:AA:200:G:H2'	2.34	0.41
1:AA:280:C:H4'	1:AA:281:G:OP2	2.20	0.41

*Continued on next page...*



*Continued from previous page...*

Atom-1	Atom-2	Interatomic distance (Å)	Clash overlap (Å)
1:AA:330:C:O2'	1:AA:331:G:H5'	2.20	0.41
1:AA:410:G:H5''	1:AA:411:A:P	2.60	0.41
1:AA:907:A:C6	1:AA:908:A:C5	3.09	0.41
1:AA:980:C:O2'	14:AN:59:ARG:O	2.26	0.41
1:AA:1109:C:P	3:AC:176:HIS:CE1	3.13	0.41
1:AA:1124:G:C2'	1:AA:1145:A:N6	2.84	0.41
1:AA:1239:A:H62	1:AA:1299:A:H62	1.68	0.41
1:AA:1269:A:C2	1:AA:1313:U:O4'	2.73	0.41
1:AA:1320:C:C2	19:AS:36:ARG:NH1	2.88	0.41
1:AA:1371:G:C5	1:AA:1372:U:C4	3.08	0.41
2:AB:128:LYS:O	2:AB:129:LEU:O	2.39	0.41
3:AC:152:GLU:HA	3:AC:167:TRP:HA	2.01	0.41
5:AE:89:HIS:CG	5:AE:138:ARG:HD3	2.55	0.41
8:AH:95:VAL:HG12	8:AH:96:MET:N	2.36	0.41
9:AI:30:ILE:CD1	9:AI:38:TYR:CD2	3.04	0.41
10:AJ:52:LEU:HD22	10:AJ:52:LEU:HA	1.87	0.41
11:AK:21:ALA:HB2	11:AK:34:ILE:CD1	2.50	0.41
13:AM:78:LYS:HB3	27:BF:112:ARG:CZ	2.49	0.41
13:AM:79:ARG:HE	13:AM:79:ARG:HB2	1.61	0.41
14:AN:36:ALA:HB2	14:AN:41:ARG:NE	2.35	0.41
16:AP:56:ARG:O	16:AP:57:ILE:C	2.59	0.41
17:AQ:12:VAL:HG21	17:AQ:54:GLY:O	2.20	0.41
18:AR:41:PRO:HB2	18:AR:43:ARG:HH11	1.86	0.41
20:AT:43:ASP:O	20:AT:44:LYS:C	2.58	0.41
21:AU:35:ARG:NH2	57:AU:101:HOH:O	2.52	0.41
22:BA:91:A:H1'	22:BA:92:U:C6	2.55	0.41
22:BA:287:G:C2	22:BA:354:A:C2	3.08	0.41
22:BA:295:G:N1	22:BA:344:A:C5	2.88	0.41
22:BA:332:A:C2	22:BA:335:C:C5	3.08	0.41
22:BA:497:A:H2'	22:BA:498:G:H8	1.85	0.41
22:BA:914:G:C8	22:BA:914:G:H3'	2.54	0.41
22:BA:1350:C:N3	22:BA:1381:G:N1	2.64	0.41
22:BA:1387:A:H2'	22:BA:1388:G:O4'	2.21	0.41
22:BA:1566:A:O2'	22:BA:1567:G:H5'	2.19	0.41
22:BA:1984:G:C5	22:BA:1985:C:C5	3.08	0.41
22:BA:2209:G:C2	22:BA:2216:G:C2	3.09	0.41
22:BA:2513:A:H2'	22:BA:2513:A:N3	2.35	0.41
22:BA:2824:C:C5	22:BA:2825:G:C5	3.09	0.41
31:BJ:56:VAL:HB	31:BJ:124:VAL:HB	2.01	0.41
34:BM:12:MET:CE	34:BM:72:PRO:HD2	2.50	0.41
35:BN:1:MET:O	35:BN:2:ARG:HB2	2.20	0.41

*Continued on next page...*

*Continued from previous page...*

Atom-1	Atom-2	Interatomic distance (Å)	Clash overlap (Å)
37:BP:101:ARG:C	37:BP:103:ARG:H	2.23	0.41
39:BR:25:LEU:N	39:BR:94:THR:CG2	2.83	0.41
43:BV:1:MET:SD	43:BV:1:MET:O	2.79	0.41
45:BX:68:LEU:HD13	45:BX:78:TYR:CE1	2.55	0.41
53:B5:59:VAL:HG21	53:B5:168:LYS:N	2.35	0.41
1:CA:25:C:H2'	1:CA:26:A:C8	2.55	0.41
1:CA:32:A:N1	1:CA:33:A:C6	2.89	0.41
1:CA:168:G:C6	1:CA:169:C:C4	3.08	0.41
1:CA:183:C:O2	1:CA:183:C:O4'	2.38	0.41
1:CA:216:U:C4'	1:CA:464:U:H4'	2.49	0.41
1:CA:674:G:H4'	18:CR:70:TYR:CE1	2.55	0.41
1:CA:821:G:C6	1:CA:822:U:C4	3.09	0.41
1:CA:834:U:C2	1:CA:835:U:C5	3.08	0.41
1:CA:869:G:H4'	1:CA:872:A:C8	2.55	0.41
1:CA:1080:A:OP1	5:CE:52:LYS:CE	2.67	0.41
1:CA:1179:A:H2'	1:CA:1180:A:H5'	2.02	0.41
1:CA:1182:G:H4'	1:CA:1183:U:H5'	2.01	0.41
1:CA:1241:G:N2	1:CA:1242:G:C5	2.88	0.41
1:CA:1296:C:H5''	1:CA:1297:G:OP2	2.20	0.41
1:CA:1491:G:O6	1:CA:1492:A:C6	2.72	0.41
2:CB:20:THR:OG1	2:CB:21:ARG:N	2.51	0.41
4:CD:130:VAL:O	4:CD:130:VAL:HG12	2.20	0.41
7:CG:23:LEU:HD23	7:CG:26:PHE:HB3	2.03	0.41
8:CH:34:VAL:O	8:CH:37:ALA:N	2.53	0.41
15:CO:45:GLU:O	15:CO:46:HIS:CB	2.68	0.41
20:CT:79:LEU:O	20:CT:83:ILE:HG23	2.21	0.41
22:DA:36:G:N1	22:DA:445:C:C4	2.88	0.41
22:DA:391:A:C5	22:DA:392:U:C5	3.08	0.41
22:DA:404:A:C6	22:DA:406:G:N2	2.88	0.41
22:DA:503:A:C2	22:DA:506:G:C5	3.08	0.41
22:DA:1211:C:H5''	22:DA:1212:G:C8	2.56	0.41
22:DA:1238:G:N2	22:DA:1239:G:H1'	2.35	0.41
22:DA:1351:C:H2'	22:DA:1352:U:C1'	2.50	0.41
22:DA:1383:A:C2	22:DA:1384:A:C4	3.08	0.41
22:DA:1448:G:C6	22:DA:1449:G:C5	3.08	0.41
22:DA:1469:A:N1	22:DA:1470:A:C6	2.89	0.41
22:DA:1545:A:C8	22:DA:1546:G:C8	3.09	0.41
22:DA:1577:C:H2'	22:DA:1578:U:O4'	2.20	0.41
22:DA:1641:A:H3'	22:DA:1642:G:H8	1.85	0.41
22:DA:1747:U:H2'	22:DA:1748:C:C6	2.55	0.41
22:DA:1890:A:C5	22:DA:1891:G:C8	3.09	0.41

*Continued on next page...*

*Continued from previous page...*

Atom-1	Atom-2	Interatomic distance (Å)	Clash overlap (Å)
22:DA:2127:G:C2	22:DA:2162:G:C8	3.08	0.41
22:DA:2261:C:C2	22:DA:2280:G:C2	3.08	0.41
22:DA:2304:G:N2	22:DA:2313:C:C2	2.88	0.41
22:DA:2540:C:H2'	22:DA:2541:A:H8	1.85	0.41
22:DA:2694:G:C5	22:DA:2695:U:C5	3.08	0.41
23:DB:14:U:O2	23:DB:14:U:O2'	2.35	0.41
23:DB:80:U:O4	43:DV:14:LYS:NZ	2.34	0.41
26:DE:127:GLU:OE1	26:DE:127:GLU:HA	2.20	0.41
27:DF:64:LYS:HA	27:DF:65:PRO:HD3	1.89	0.41
27:DF:134:GLU:HG3	27:DF:136:ILE:HD12	2.01	0.41
28:DG:158:LYS:O	28:DG:159:GLY:C	2.58	0.41
29:DH:135:HIS:CG	29:DH:136:SER:N	2.89	0.41
35:DN:25:ALA:CB	35:DN:48:VAL:HG22	2.50	0.41
39:DR:47:VAL:O	39:DR:47:VAL:CG1	2.68	0.41
44:DW:37:ILE:HG21	44:DW:80:ILE:HG21	2.01	0.41
45:DX:58:VAL:C	45:DX:60:ASP:N	2.72	0.41
1:AA:55:A:C5	1:AA:56:U:C5	3.09	0.41
1:AA:105:G:H2'	1:AA:106:C:C6	2.55	0.41
1:AA:189:A:N6	1:AA:190:A:C2	2.88	0.41
1:AA:222:C:H2'	1:AA:223:A:H8	1.86	0.41
1:AA:518:C:H5	1:AA:530:G:OP2	2.03	0.41
1:AA:865:A:H2'	1:AA:866:C:C6	2.56	0.41
1:AA:946:A:N1	1:AA:947:G:C6	2.88	0.41
1:AA:1314:C:H41	19:AS:4:SER:HA	1.84	0.41
1:AA:1371:G:C6	1:AA:1372:U:C4	3.08	0.41
3:AC:90:VAL:O	3:AC:94:ILE:HD12	2.20	0.41
5:AE:101:GLU:HB3	5:AE:122:ASN:HB3	2.01	0.41
5:AE:131:THR:OG1	5:AE:131:THR:O	2.38	0.41
6:AF:3:HIS:HA	6:AF:64:VAL:O	2.20	0.41
7:AG:27:VAL:HG23	7:AG:28:ASN:N	2.34	0.41
16:AP:39:PHE:CG	16:AP:74:LEU:HD11	2.54	0.41
16:AP:71:VAL:O	16:AP:74:LEU:N	2.53	0.41
17:AQ:5:ILE:O	17:AQ:6:ARG:HB2	2.20	0.41
22:BA:115:C:O2'	22:BA:127:A:O2'	2.24	0.41
22:BA:286:U:N3	22:BA:287:G:N7	2.68	0.41
22:BA:442:G:C2	22:BA:444:C:C5	3.08	0.41
22:BA:521:U:H2'	22:BA:522:A:H8	1.82	0.41
22:BA:636:G:N7	33:BL:109:LYS:NZ	2.51	0.41
22:BA:962:G:H2'	22:BA:963:U:C6	2.55	0.41
22:BA:996:A:C5	22:BA:1160:G:C2	3.09	0.41
22:BA:1066:U:O2	22:BA:1069:A:N7	2.54	0.41

*Continued on next page...*

*Continued from previous page...*

Atom-1	Atom-2	Interatomic distance (Å)	Clash overlap (Å)
22:BA:1171:G:C8	22:BA:1171:G:OP2	2.73	0.41
22:BA:1171:G:H2'	22:BA:1172:C:C6	2.55	0.41
22:BA:1249:U:O2	22:BA:1249:U:C2'	2.68	0.41
22:BA:1433:A:N1	22:BA:1434:A:N6	2.68	0.41
22:BA:1544:A:N6	22:BA:1545:A:C6	2.88	0.41
22:BA:1846:G:N2	22:BA:1895:C:C2	2.88	0.41
22:BA:1965:C:C4	22:BA:1966:A:C5	3.08	0.41
22:BA:1996:C:OP1	32:BK:31:ARG:NH2	2.53	0.41
22:BA:2226:C:O2	22:BA:2226:C:H2'	2.20	0.41
22:BA:2376:A:C4	36:BO:99:TYR:CE1	3.08	0.41
22:BA:2520:C:O2'	22:BA:2521:C:H5'	2.21	0.41
22:BA:2593:U:H2'	22:BA:2594:C:H6	1.86	0.41
22:BA:2599:G:C2	22:BA:2600:A:C4	3.08	0.41
22:BA:2766:A:N3	22:BA:2766:A:H2'	2.34	0.41
22:BA:2827:C:O2	22:BA:2827:C:H2'	2.19	0.41
23:BB:78:A:OP2	43:BV:18:ARG:NH1	2.52	0.41
24:BC:77:VAL:HA	24:BC:114:ASP:O	2.20	0.41
24:BC:83:TYR:HE1	24:BC:85:PRO:HA	1.84	0.41
24:BC:115:GLN:O	24:BC:125:LYS:NZ	2.51	0.41
25:BD:131:ASP:HB3	25:BD:133:THR:O	2.20	0.41
27:BF:121:SER:HB2	27:BF:128:TYR:CE1	2.56	0.41
28:BG:40:ALA:HA	28:BG:58:TYR:CD1	2.55	0.41
29:BH:33:GLN:O	29:BH:35:LYS:N	2.53	0.41
29:BH:90:LEU:HD13	29:BH:125:THR:HA	2.03	0.41
32:BK:110:GLU:C	32:BK:112:PHE:H	2.22	0.41
35:BN:22:ARG:CG	35:BN:70:THR:H	2.32	0.41
35:BN:117:ASP:O	35:BN:119:SER:N	2.53	0.41
36:BO:7:ARG:HG3	36:BO:96:GLY:HA3	2.02	0.41
40:BS:29:VAL:CG1	40:BS:55:ILE:CD1	2.95	0.41
48:B0:15:MET:O	48:B0:18:SER:CB	2.68	0.41
1:CA:145:G:N1	1:CA:146:G:C5	2.88	0.41
1:CA:258:G:C6	1:CA:259:G:C5	3.07	0.41
1:CA:431:A:H2'	1:CA:432:A:O4'	2.20	0.41
1:CA:465:A:C6	1:CA:466:A:C6	3.08	0.41
1:CA:542:G:N3	1:CA:543:U:C6	2.88	0.41
1:CA:559:A:H4'	1:CA:560:A:O5'	2.21	0.41
1:CA:608:A:H2'	1:CA:609:A:O4'	2.20	0.41
1:CA:867:G:C6	1:CA:868:C:C4	3.08	0.41
1:CA:1055:A:N6	1:CA:1206:G:C6	2.89	0.41
1:CA:1206:G:H4'	3:CC:192:THR:O	2.21	0.41
1:CA:1355:G:N2	1:CA:1356:G:H1'	2.36	0.41

*Continued on next page...*

*Continued from previous page...*

Atom-1	Atom-2	Interatomic distance (Å)	Clash overlap (Å)
1:CA:1493:A:H8	1:CA:1493:A:OP2	2.03	0.41
5:CE:11:LEU:O	5:CE:40:GLY:O	2.38	0.41
6:CF:3:HIS:CD2	6:CF:94:HIS:HA	2.55	0.41
6:CF:18:VAL:O	6:CF:21:MET:HB2	2.20	0.41
8:CH:65:TYR:CD1	8:CH:65:TYR:N	2.88	0.41
9:CI:46:MET:HB2	9:CI:49:ARG:HB3	2.01	0.41
10:CJ:83:THR:O	10:CJ:87:LEU:HB3	2.20	0.41
12:CL:86:ARG:O	12:CL:86:ARG:HG3	2.19	0.41
15:CO:67:LEU:HD22	15:CO:88:ARG:NH2	2.35	0.41
16:CP:19:VAL:HG13	16:CP:37:GLY:N	2.35	0.41
20:CT:33:LYS:O	20:CT:36:TYR:CD2	2.73	0.41
22:DA:30:G:C2	22:DA:31:C:C2	3.08	0.41
22:DA:49:A:C8	22:DA:51:G:N1	2.89	0.41
22:DA:320:A:H2'	26:DE:131:THR:CG2	2.50	0.41
22:DA:426:C:H2'	22:DA:427:U:O4'	2.20	0.41
22:DA:672:C:H4'	26:DE:84:THR:HG22	2.01	0.41
22:DA:673:C:H5''	26:DE:76:PRO:HD2	2.01	0.41
22:DA:914:G:H5'	22:DA:915:C:OP2	2.20	0.41
22:DA:1299:G:O6	22:DA:1639:C:H5''	2.20	0.41
22:DA:1301:A:C6	22:DA:1303:G:C4	3.08	0.41
22:DA:1351:C:N3	22:DA:1381:G:N1	2.68	0.41
22:DA:1608:A:C8	22:DA:1611:C:N4	2.88	0.41
22:DA:1668:A:H4'	22:DA:1669:A:O5'	2.21	0.41
22:DA:1784:A:H4'	22:DA:1785:A:C5'	2.50	0.41
22:DA:2080:A:OP1	45:DX:20:HIS:HB2	2.20	0.41
22:DA:2142:A:C6	22:DA:2143:C:C4	3.08	0.41
22:DA:2208:C:C2	22:DA:2217:G:C2	3.08	0.41
22:DA:2357:G:H5'	22:DA:2358:A:OP2	2.20	0.41
22:DA:2786:U:O2'	25:DD:63:PRO:O	2.34	0.41
23:DB:6:G:H2'	23:DB:7:G:O4'	2.20	0.41
24:DC:200:HIS:C	24:DC:202:LEU:H	2.24	0.41
24:DC:200:HIS:O	24:DC:203:ARG:HG2	2.21	0.41
33:DL:103:ILE:H	33:DL:103:ILE:HG12	1.71	0.41
33:DL:128:THR:OG1	33:DL:131:ALA:HB2	2.21	0.41
36:DO:71:ALA:HB2	36:DO:102:ARG:HB2	2.02	0.41
37:DP:40:LEU:HD23	37:DP:40:LEU:C	2.41	0.41
39:DR:43:ASN:HB3	39:DR:44:GLY:H	1.73	0.41
41:DT:82:LYS:HG2	41:DT:83:ALA:H	1.85	0.41
44:DW:68:LYS:CE	44:DW:70:GLU:HG3	2.51	0.41
1:AA:8:A:H5'	5:AE:125:ALA:O	2.20	0.41
1:AA:254:G:C2	1:AA:273:U:O2	2.73	0.41

*Continued on next page...*

*Continued from previous page...*

Atom-1	Atom-2	Interatomic distance (Å)	Clash overlap (Å)
1:AA:469:C:C4	1:AA:470:C:C4	3.09	0.41
1:AA:668:G:H2'	1:AA:669:G:H8	1.84	0.41
1:AA:766:A:H2'	1:AA:767:A:O4'	2.20	0.41
1:AA:961:U:OP2	1:AA:1223:C:C1'	2.69	0.41
1:AA:1070:U:H2'	1:AA:1071:C:C6	2.55	0.41
1:AA:1077:G:N2	1:AA:1081:A:C4	2.89	0.41
1:AA:1157:A:C4	1:AA:1181:G:N1	2.89	0.41
1:AA:1190:G:OP2	3:AC:5:VAL:HB	2.20	0.41
1:AA:1233:G:N2	1:AA:1234:C:C2	2.89	0.41
2:AB:21:ARG:HA	2:AB:21:ARG:NH1	2.35	0.41
2:AB:70:VAL:CG1	2:AB:70:VAL:O	2.68	0.41
3:AC:157:LEU:HD11	3:AC:164:ARG:C	2.41	0.41
4:AD:170:TRP:CZ3	4:AD:190:ASP:HB3	2.55	0.41
9:AI:56:ASP:O	9:AI:60:LYS:NZ	2.34	0.41
13:AM:40:ALA:O	13:AM:43:VAL:HG22	2.20	0.41
16:AP:16:PHE:CE2	16:AP:40:ASN:HB2	2.55	0.41
17:AQ:26:GLU:OE2	17:AQ:39:LYS:HD2	2.20	0.41
22:BA:17:G:C5	22:BA:18:U:C5	3.08	0.41
22:BA:28:A:C6	22:BA:29:U:C4	3.08	0.41
22:BA:29:U:O2'	22:BA:30:G:H5'	2.21	0.41
22:BA:526:A:O2'	22:BA:2043:C:O2	2.30	0.41
22:BA:605:G:H1'	22:BA:657:U:H1'	2.02	0.41
22:BA:1079:C:C5	22:BA:1088:A:N1	2.88	0.41
22:BA:1306:C:C2	22:BA:1307:A:C8	3.08	0.41
22:BA:1635:A:C6	22:BA:1636:U:C2	3.08	0.41
22:BA:1855:U:C4	22:BA:1856:U:C4	3.08	0.41
22:BA:1932:A:C5'	22:BA:1933:G:OP2	2.66	0.41
22:BA:1937:A:C8	22:BA:1939:U:C2'	3.03	0.41
22:BA:2321:U:C5'	22:BA:2322:A:OP2	2.66	0.41
22:BA:2694:G:C5	22:BA:2695:U:C5	3.08	0.41
22:BA:2742:G:OP1	52:B4:36:ARG:HD3	2.19	0.41
22:BA:2779:U:C5	22:BA:2781:A:C2	3.09	0.41
23:BB:93:C:C2	23:BB:94:A:C8	3.08	0.41
24:BC:24:LEU:HD12	24:BC:24:LEU:HA	1.87	0.41
24:BC:72:ASP:O	24:BC:74:ILE:N	2.52	0.41
24:BC:153:GLN:C	24:BC:156:ARG:HD2	2.40	0.41
24:BC:171:TYR:HD2	24:BC:185:GLU:N	2.19	0.41
30:BI:105:GLN:O	30:BI:106:LEU:CB	2.68	0.41
31:BJ:41:LYS:O	31:BJ:42:ALA:C	2.58	0.41
31:BJ:81:ILE:HG12	31:BJ:82:GLY:N	2.35	0.41
39:BR:80:ARG:O	39:BR:80:ARG:HG2	2.20	0.41

*Continued on next page...*

*Continued from previous page...*

Atom-1	Atom-2	Interatomic distance (Å)	Clash overlap (Å)
42:BU:5:ILE:C	42:BU:6:ARG:HG2	2.40	0.41
44:BW:65:GLY:HA3	44:BW:83:GLU:O	2.21	0.41
49:B1:26:ASN:OD1	49:B1:28:ARG:HB2	2.21	0.41
51:B3:10:ALA:C	51:B3:12:LYS:N	2.74	0.41
1:CA:117:G:O6	1:CA:289:G:H1'	2.21	0.41
1:CA:262:A:N6	1:CA:263:A:N6	2.69	0.41
1:CA:346:G:C2'	1:CA:347:G:H5'	2.50	0.41
1:CA:406:G:C5	1:CA:495:A:C8	3.09	0.41
1:CA:503:C:C2	1:CA:504:C:C5	3.09	0.41
1:CA:1181:G:O2'	1:CA:1182:G:C5	2.73	0.41
1:CA:1329:A:H5''	13:CM:25:VAL:HA	2.03	0.41
3:CC:16:LYS:HE3	3:CC:17:PRO:HD2	2.01	0.41
3:CC:64:ILE:HG22	3:CC:97:VAL:HG23	2.02	0.41
4:CD:55:LEU:C	4:CD:55:LEU:HD22	2.41	0.41
4:CD:168:PRO:HB3	4:CD:170:TRP:CH2	2.55	0.41
5:CE:96:MET:HE3	5:CE:96:MET:HB3	1.87	0.41
6:CF:93:LYS:O	6:CF:93:LYS:HG2	2.20	0.41
8:CH:125:ILE:HD11	8:CH:128:TYR:CE1	2.56	0.41
9:CI:26:GLY:H	9:CI:59:GLU:HA	1.83	0.41
15:CO:67:LEU:O	15:CO:70:LEU:N	2.54	0.41
17:CQ:69:LYS:O	17:CQ:70:THR:CB	2.68	0.41
21:CU:43:THR:O	21:CU:46:LYS:HB3	2.20	0.41
22:DA:308:G:H4'	42:DU:17:LYS:NZ	2.36	0.41
22:DA:491:G:C6	22:DA:492:A:C5	3.09	0.41
22:DA:666:A:H5''	33:DL:48:ARG:CD	2.51	0.41
22:DA:911:A:O4'	22:DA:2264:C:H4'	2.21	0.41
22:DA:1154:G:P	38:DQ:58:ARG:HH11	2.44	0.41
22:DA:1267:U:OP2	22:DA:2012:G:N1	2.38	0.41
22:DA:1359:A:N7	22:DA:1360:G:C8	2.88	0.41
22:DA:1364:G:C8	45:DX:2:SER:CA	3.03	0.41
22:DA:1465:G:H2'	22:DA:1466:U:C6	2.56	0.41
22:DA:1715:G:O2'	22:DA:1743:G:O6	2.29	0.41
22:DA:1719:G:N2	22:DA:1742:U:H1'	2.35	0.41
22:DA:1854:A:O4'	22:DA:2233:U:H4'	2.20	0.41
22:DA:1855:U:C5	22:DA:1856:U:C4	3.09	0.41
22:DA:1897:G:H2'	22:DA:1897:G:N3	2.36	0.41
22:DA:1965:C:H5''	22:DA:1966:A:H2'	2.03	0.41
22:DA:2204:G:C5	22:DA:2221:G:C2	3.09	0.41
22:DA:2281:A:O2'	22:DA:2282:G:H5'	2.20	0.41
22:DA:2650:U:H2'	22:DA:2651:C:C6	2.56	0.41
23:DB:42:C:C4	27:DF:88:LYS:HE3	2.55	0.41

*Continued on next page...*

*Continued from previous page...*

Atom-1	Atom-2	Interatomic distance (Å)	Clash overlap (Å)
23:DB:114:C:C2	23:DB:115:A:C8	3.08	0.41
25:DD:28:GLU:HA	25:DD:185:ASN:O	2.20	0.41
28:DG:98:VAL:HG21	28:DG:124:GLU:HG3	2.01	0.41
29:DH:2:GLN:O	29:DH:3:VAL:O	2.38	0.41
29:DH:40:THR:OG1	29:DH:43:ASN:ND2	2.53	0.41
32:DK:99:ILE:HG21	32:DK:119:ALA:HB2	2.02	0.41
33:DL:109:LYS:HG3	33:DL:126:ARG:HB3	2.02	0.41
33:DL:132:ARG:O	33:DL:136:GLU:N	2.50	0.41
34:DM:76:LYS:HE2	34:DM:83:GLY:O	2.21	0.41
36:DO:80:GLU:HA	36:DO:83:LEU:HD12	2.02	0.41
40:DS:16:LYS:HA	40:DS:19:LEU:HD22	2.02	0.41
41:DT:38:ALA:O	41:DT:39:THR:CB	2.68	0.41
45:DX:69:ALA:O	45:DX:72:ARG:N	2.54	0.41
49:D1:8:LYS:HB2	49:D1:8:LYS:HE2	1.80	0.41
49:D1:50:LYS:O	49:D1:51:GLU:HB3	2.19	0.41
1:AA:4:U:O2	1:AA:4:U:C2'	2.69	0.41
1:AA:291:U:O2'	1:AA:292:G:H5'	2.19	0.41
1:AA:566:G:O6	57:AA:1840:HOH:O	2.22	0.41
1:AA:722:G:H4'	21:AU:49:LYS:HZ3	1.85	0.41
1:AA:1081:A:C2	1:AA:1082:A:C4	3.08	0.41
1:AA:1207:G:O2'	1:AA:1208:C:H5'	2.21	0.41
3:AC:174:PRO:C	3:AC:176:HIS:H	2.24	0.41
7:AG:15:ASP:CG	7:AG:18:PHE:HB2	2.40	0.41
8:AH:39:VAL:O	8:AH:43:GLU:HG2	2.21	0.41
9:AI:22:LYS:O	9:AI:24:GLY:N	2.53	0.41
11:AK:110:ILE:CG2	21:AU:17:ARG:HE	2.33	0.41
11:AK:113:VAL:HG12	18:AR:73:ARG:NH2	2.36	0.41
12:AL:28:PRO:HB2	12:AL:29:GLN:OE1	2.20	0.41
13:AM:3:ARG:O	13:AM:4:ILE:O	2.39	0.41
16:AP:10:GLY:O	16:AP:11:ALA:HB2	2.20	0.41
22:BA:417:C:H2'	22:BA:418:C:C6	2.55	0.41
22:BA:852:U:H2'	22:BA:853:C:C6	2.55	0.41
22:BA:1084:A:N7	22:BA:1085:A:N6	2.68	0.41
22:BA:1098:A:C6	22:BA:1099:G:N1	2.88	0.41
22:BA:1375:U:N3	22:BA:1376:C:C5	2.88	0.41
22:BA:1415:U:H2'	22:BA:1416:G:H4'	2.03	0.41
22:BA:1447:C:H2'	22:BA:1448:G:C8	2.55	0.41
22:BA:1912:A:C2	22:BA:1919:A:C5	3.09	0.41
22:BA:1934:C:C2'	22:BA:1935:G:O5'	2.68	0.41
22:BA:2266:A:H5'	22:BA:2267:A:C5	2.55	0.41
22:BA:2415:G:C5	22:BA:2416:C:C5	3.08	0.41

*Continued on next page...*



*Continued from previous page...*

Atom-1	Atom-2	Interatomic distance (Å)	Clash overlap (Å)
22:BA:2516:A:C2	22:BA:2569:G:C4	3.09	0.41
22:BA:2600:A:N7	24:BC:236:GLU:HG2	2.35	0.41
22:BA:2702:G:H2'	22:BA:2703:C:C6	2.55	0.41
22:BA:2706:A:N1	22:BA:2707:U:C2	2.89	0.41
22:BA:2771:C:H2'	22:BA:2772:C:H6	1.81	0.41
22:BA:2880:C:H5''	22:BA:2881:U:OP2	2.20	0.41
23:BB:41:G:C6	27:BF:69:LYS:NZ	2.84	0.41
25:BD:136:ASN:HD21	25:BD:139:SER:H	1.69	0.41
26:BE:73:ILE:HG13	26:BE:78:TRP:HZ3	1.86	0.41
26:BE:91:ASP:OD1	26:BE:91:ASP:C	2.58	0.41
26:BE:180:LEU:HD23	26:BE:180:LEU:HA	1.86	0.41
26:BE:196:VAL:O	26:BE:196:VAL:HG12	2.21	0.41
27:BF:48:LYS:O	27:BF:51:ASP:HB2	2.20	0.41
28:BG:54:PRO:HG3	28:BG:62:TRP:CE2	2.56	0.41
28:BG:71:LEU:O	28:BG:75:MET:HG3	2.20	0.41
30:BI:39:CYS:HA	30:BI:42:PHE:HB3	2.02	0.41
30:BI:122:ILE:HA	30:BI:125:MET:SD	2.60	0.41
33:BL:17:LYS:HD3	33:BL:27:LEU:HD13	2.02	0.41
35:BN:25:ALA:CB	35:BN:48:VAL:HG22	2.50	0.41
35:BN:85:PRO:O	35:BN:86:ARG:C	2.59	0.41
44:BW:12:ASN:O	44:BW:14:ARG:NH1	2.53	0.41
53:B5:83:LYS:HD2	53:B5:153:ILE:CB	2.51	0.41
1:CA:273:U:H2'	1:CA:274:A:H5'	2.01	0.41
1:CA:296:U:C4	1:CA:297:G:N7	2.88	0.41
1:CA:374:A:C5	1:CA:375:U:C5	3.09	0.41
1:CA:501:C:H1'	1:CA:549:C:H1'	2.02	0.41
1:CA:833:G:C6	1:CA:834:U:C5	3.08	0.41
1:CA:843:U:H6	1:CA:843:U:H3'	1.86	0.41
1:CA:940:C:N4	1:CA:941:G:O6	2.54	0.41
1:CA:1027:C:N4	1:CA:1034:G:N1	2.68	0.41
1:CA:1140:C:O2'	1:CA:1141:C:P	2.79	0.41
2:CB:57:LEU:HD21	2:CB:67:ILE:HD11	2.03	0.41
3:CC:6:HIS:CG	14:CN:89:MET:HB3	2.54	0.41
5:CE:115:LEU:CD2	5:CE:123:VAL:HG21	2.51	0.41
6:CF:54:LEU:HA	6:CF:55:HIS:CD2	2.56	0.41
8:CH:106:THR:HG21	8:CH:121:LEU:HD13	2.01	0.41
9:CI:32:GLN:N	9:CI:32:GLN:HE21	2.19	0.41
9:CI:113:ARG:O	9:CI:115:LYS:HG3	2.21	0.41
11:CK:33:THR:HA	11:CK:44:TRP:HB3	2.02	0.41
12:CL:74:LEU:HD11	12:CL:80:ILE:HG21	2.03	0.41
22:DA:416:U:N3	22:DA:417:C:C4	2.88	0.41

*Continued on next page...*

*Continued from previous page...*

Atom-1	Atom-2	Interatomic distance (Å)	Clash overlap (Å)
22:DA:701:G:H2'	22:DA:702:U:H5''	2.02	0.41
22:DA:734:A:C8	22:DA:735:A:C8	3.08	0.41
22:DA:768:G:O2'	22:DA:769:U:H5'	2.21	0.41
22:DA:845:A:H5'	22:DA:846:U:OP2	2.21	0.41
22:DA:846:U:O2'	22:DA:847:U:P	2.78	0.41
22:DA:975:A:N3	22:DA:1156:A:C2	2.88	0.41
22:DA:1255:U:C5	26:DE:68:ALA:HA	2.55	0.41
22:DA:1441:G:H2'	22:DA:1442:U:H6	1.84	0.41
22:DA:1616:A:H2	22:DA:1647:U:C5	2.39	0.41
22:DA:1616:A:H4'	22:DA:1617:C:OP2	2.21	0.41
22:DA:1676:A:C2	22:DA:1993:U:H5'	2.56	0.41
22:DA:1877:A:N6	22:DA:1878:G:C6	2.88	0.41
22:DA:1926:U:H2'	22:DA:1928:A:C8	2.55	0.41
22:DA:1993:U:H4'	25:DD:133:THR:HG22	2.00	0.41
22:DA:2196:C:O2'	22:DA:2197:U:H5'	2.20	0.41
22:DA:2228:G:C5	22:DA:2229:U:C5	3.08	0.41
22:DA:2379:G:H4'	36:DO:21:LEU:HD11	2.03	0.41
22:DA:2529:G:H4'	28:DG:175:LYS:HG3	2.02	0.41
22:DA:2536:G:C6	22:DA:2537:U:C4	3.09	0.41
22:DA:2843:G:N2	22:DA:2875:C:C2	2.89	0.41
23:DB:40:U:N3	23:DB:44:G:OP2	2.46	0.41
24:DC:56:GLY:O	24:DC:215:GLY:HA2	2.21	0.41
25:DD:62:LYS:N	25:DD:63:PRO:HD2	2.36	0.41
31:DJ:7:LYS:O	31:DJ:11:VAL:CG2	2.67	0.41
35:DN:25:ALA:HB1	35:DN:48:VAL:HG22	2.01	0.41
38:DQ:106:PHE:O	38:DQ:109:LEU:N	2.53	0.41
41:DT:2:ILE:HA	41:DT:3:ARG:CB	2.51	0.41
43:DV:30:ILE:HG13	43:DV:40:ILE:HG13	2.03	0.41
45:DX:54:LYS:O	45:DX:58:VAL:N	2.47	0.41
1:AA:152:A:H3'	1:AA:153:C:C6	2.55	0.41
1:AA:281:G:O2'	1:AA:282:A:P	2.79	0.41
1:AA:382:A:H2'	1:AA:383:A:C8	2.56	0.41
1:AA:500:G:C2	1:AA:501:C:C2	3.08	0.41
1:AA:528:C:H5'	1:AA:529:G:OP2	2.20	0.41
1:AA:651:C:C4	1:AA:652:U:O4	2.73	0.41
1:AA:864:A:C6	1:AA:865:A:N1	2.89	0.41
1:AA:992:U:H4'	1:AA:993:G:O5'	2.21	0.41
1:AA:1023:U:H2'	1:AA:1024:G:O4'	2.20	0.41
1:AA:1314:C:N4	19:AS:4:SER:HA	2.36	0.41
1:AA:1321:U:O3'	19:AS:78:ARG:NH2	2.54	0.41
2:AB:89:GLN:NE2	2:AB:218:ALA:HA	2.35	0.41

*Continued on next page...*

*Continued from previous page...*

Atom-1	Atom-2	Interatomic distance (Å)	Clash overlap (Å)
2:AB:181:ILE:O	2:AB:183:VAL:HG23	2.21	0.41
4:AD:65:TYR:CG	4:AD:94:LEU:HD22	2.56	0.41
5:AE:74:VAL:O	5:AE:76:LEU:N	2.54	0.41
6:AF:10:VAL:HG12	6:AF:11:HIS:N	2.36	0.41
12:AL:7:LEU:HD13	17:AQ:34:TYR:CE2	2.56	0.41
12:AL:102:LEU:HB3	12:AL:103:ASP:H	1.67	0.41
13:AM:107:ARG:HG2	13:AM:107:ARG:NH1	2.36	0.41
17:AQ:22:VAL:HA	17:AQ:44:LEU:O	2.20	0.41
19:AS:15:LEU:CD1	19:AS:33:THR:HG21	2.49	0.41
22:BA:85:G:P	42:BU:28:VAL:HG11	2.60	0.41
22:BA:126:A:O2'	22:BA:127:A:H5'	2.20	0.41
22:BA:628:G:C6	22:BA:636:G:C2	3.09	0.41
22:BA:686:U:H6	22:BA:788:A:N1	2.18	0.41
22:BA:996:A:N6	22:BA:1160:G:N1	2.68	0.41
22:BA:999:U:H5	22:BA:1154:G:C5	2.38	0.41
22:BA:1045:C:H3'	22:BA:1046:A:H5'	2.02	0.41
22:BA:1174:U:O2	22:BA:1174:U:O4'	2.39	0.41
22:BA:1278:C:H2'	22:BA:1279:G:C8	2.56	0.41
22:BA:1416:G:O2'	22:BA:1417:C:H6	2.03	0.41
22:BA:1789:A:H2'	22:BA:1790:C:O4'	2.21	0.41
22:BA:1828:G:H5''	57:BA:3452:HOH:O	2.20	0.41
22:BA:1941:C:O2	22:BA:1941:C:C2'	2.63	0.41
22:BA:2178:C:H2'	22:BA:2179:C:C6	2.55	0.41
22:BA:2492:U:O2'	22:BA:2493:U:H5'	2.21	0.41
22:BA:2526:G:N1	22:BA:2538:C:C2	2.88	0.41
23:BB:3:C:C4	23:BB:4:C:C5	3.09	0.41
24:BC:141:VAL:HA	24:BC:191:THR:O	2.19	0.41
24:BC:160:THR:H	24:BC:195:VAL:CG1	2.33	0.41
25:BD:149:ASN:OD1	25:BD:150:GLN:N	2.53	0.41
26:BE:130:LYS:O	26:BE:131:THR:C	2.58	0.41
28:BG:149:ARG:HG3	28:BG:149:ARG:HH11	1.85	0.41
29:BH:30:LEU:C	29:BH:32:PRO:HD2	2.41	0.41
29:BH:95:GLY:HA2	29:BH:117:LEU:CD2	2.51	0.41
30:BI:101:ILE:O	30:BI:102:SER:HB2	2.20	0.41
31:BJ:99:ARG:O	31:BJ:103:ILE:HG13	2.20	0.41
35:BN:58:ASP:OD2	35:BN:63:ARG:HD2	2.20	0.41
37:BP:70:VAL:O	37:BP:70:VAL:HG12	2.20	0.41
38:BQ:50:ARG:HH21	39:BR:74:ILE:HD12	1.86	0.41
40:BS:42:LYS:O	40:BS:46:LEU:HD12	2.20	0.41
41:BT:61:LEU:CD1	41:BT:82:LYS:HB3	2.51	0.41
43:BV:40:ILE:HA	43:BV:40:ILE:HD13	1.67	0.41

*Continued on next page...*

*Continued from previous page...*

Atom-1	Atom-2	Interatomic distance (Å)	Clash overlap (Å)
47:BZ:7:ILE:HD11	47:BZ:48:ILE:HD11	2.02	0.41
51:B3:17:THR:HG23	51:B3:21:GLY:C	2.41	0.41
1:CA:571:U:O2'	1:CA:918:A:OP1	2.33	0.41
1:CA:583:A:N7	1:CA:584:G:N7	2.68	0.41
1:CA:620:C:H2'	1:CA:621:A:C8	2.55	0.41
1:CA:666:G:C2	1:CA:667:G:C8	3.09	0.41
1:CA:804:U:C5	1:CA:805:C:C5	3.08	0.41
1:CA:822:U:H2'	1:CA:823:C:H6	1.86	0.41
1:CA:927:G:O2'	1:CA:1532:U:H4'	2.21	0.41
1:CA:1004:A:O2'	1:CA:1036:A:N1	2.45	0.41
1:CA:1104:G:H2'	1:CA:1105:A:O4'	2.20	0.41
1:CA:1162:C:C2	1:CA:1175:G:N2	2.89	0.41
1:CA:1219:A:H2'	1:CA:1220:G:C8	2.55	0.41
1:CA:1361:G:C2'	1:CA:1362:A:H5''	2.51	0.41
1:CA:1489:G:H2'	1:CA:1490:U:O4'	2.20	0.41
1:CA:1503:A:OP1	1:CA:1531:A:O2'	2.29	0.41
2:CB:16:PHE:CD1	2:CB:18:HIS:CE1	3.08	0.41
2:CB:35:ARG:C	2:CB:37:LYS:N	2.72	0.41
2:CB:68:LEU:HD13	2:CB:161:LEU:CD1	2.50	0.41
3:CC:130:PHE:CE2	3:CC:157:LEU:HD23	2.55	0.41
4:CD:174:ASP:OD1	4:CD:177:LYS:N	2.53	0.41
4:CD:188:ARG:HH12	4:CD:192:SER:HB3	1.86	0.41
6:CF:41:ASP:OD2	6:CF:43:GLY:N	2.51	0.41
9:CI:22:LYS:O	9:CI:24:GLY:N	2.52	0.41
9:CI:55:VAL:O	9:CI:55:VAL:CG2	2.69	0.41
11:CK:125:LYS:O	21:CU:35:ARG:HB2	2.20	0.41
12:CL:94:ARG:C	12:CL:95:TYR:CG	2.93	0.41
20:CT:58:VAL:HG13	20:CT:72:ALA:HB1	2.02	0.41
20:CT:70:ASN:O	20:CT:71:LYS:C	2.59	0.41
22:DA:260:G:C6	22:DA:261:G:N7	2.89	0.41
22:DA:302:C:N3	22:DA:303:G:N7	2.68	0.41
22:DA:347:A:C2	22:DA:348:A:C5	3.08	0.41
22:DA:616:A:N3	22:DA:616:A:H2'	2.36	0.41
22:DA:632:A:H5''	33:DL:68:SER:HB2	2.02	0.41
22:DA:668:A:C2	22:DA:670:A:C4	3.09	0.41
22:DA:753:A:C2	22:DA:754:U:C2	3.08	0.41
22:DA:1040:A:H4'	43:DV:49:ASN:ND2	2.36	0.41
22:DA:1164:C:C2	22:DA:1165:A:C8	3.09	0.41
22:DA:1178:C:H2'	22:DA:1179:G:N7	2.34	0.41
22:DA:1248:G:C5	26:DE:46:GLN:NE2	2.89	0.41
22:DA:1417:C:N4	22:DA:1418:G:C6	2.89	0.41

*Continued on next page...*

*Continued from previous page...*

Atom-1	Atom-2	Interatomic distance (Å)	Clash overlap (Å)
22:DA:1526:C:H2'	22:DA:1527:G:C8	2.55	0.41
22:DA:1817:G:C2'	22:DA:1818:U:H5'	2.50	0.41
22:DA:1833:C:C4	22:DA:1834:U:C5	3.09	0.41
22:DA:2345:G:C5	22:DA:2347:C:N4	2.88	0.41
22:DA:2415:G:N1	22:DA:2416:C:C2	2.89	0.41
22:DA:2850:A:C6	22:DA:2869:G:H4'	2.54	0.41
23:DB:42:C:C6	27:DF:66:LEU:HD22	2.56	0.41
26:DE:109:LEU:O	26:DE:112:LEU:N	2.53	0.41
27:DF:161:LYS:HB2	27:DF:165:GLU:OE2	2.21	0.41
33:DL:82:LEU:O	33:DL:82:LEU:HG	2.20	0.41
35:DN:69:ARG:C	35:DN:70:THR:CG2	2.88	0.41
35:DN:108:ALA:O	35:DN:110:MET:HG2	2.21	0.41
1:AA:149:A:H1'	1:AA:1446:A:H2	1.86	0.41
1:AA:419:C:C4	1:AA:420:U:C5	3.09	0.41
1:AA:495:A:H4'	1:AA:496:A:O4'	2.21	0.41
1:AA:577:G:C8	1:AA:816:A:N1	2.89	0.41
1:AA:586:C:H2'	1:AA:587:G:O4'	2.20	0.41
1:AA:767:A:H2'	1:AA:768:A:O4'	2.21	0.41
1:AA:1160:G:O6	1:AA:1181:G:C6	2.74	0.41
1:AA:1187:G:H2'	1:AA:1187:G:N3	2.35	0.41
2:AB:61:ALA:HA	2:AB:65:GLY:CA	2.50	0.41
7:AG:69:VAL:HG21	7:AG:104:ILE:HG13	2.02	0.41
9:AI:29:VAL:HA	9:AI:33:ARG:O	2.21	0.41
9:AI:52:LEU:HB3	9:AI:57:MET:HG3	2.03	0.41
18:AR:40:VAL:CG1	18:AR:41:PRO:HD2	2.49	0.41
22:BA:28:A:C2'	22:BA:29:U:H5'	2.50	0.41
22:BA:256:A:N3	22:BA:257:C:C6	2.89	0.41
22:BA:301:G:C6	22:BA:317:G:C6	3.08	0.41
22:BA:804:A:H2'	22:BA:806:C:C4	2.56	0.41
22:BA:945:A:C8	57:BA:3258:HOH:O	2.59	0.41
22:BA:1068:G:H2'	22:BA:1069:A:H5'	2.03	0.41
22:BA:1094:U:O4	22:BA:1097:U:OP2	2.38	0.41
22:BA:1138:G:H5''	22:BA:1139:G:OP2	2.21	0.41
22:BA:1414:C:C4	22:BA:1415:U:H5	2.39	0.41
22:BA:1795:C:H2'	22:BA:1796:U:H6	1.86	0.41
22:BA:1824:G:C5	22:BA:1825:U:C5	3.08	0.41
22:BA:1855:U:C4	22:BA:1856:U:C5	3.08	0.41
22:BA:1967:C:H2'	22:BA:1967:C:O2	2.20	0.41
22:BA:2077:A:N6	22:BA:2435:A:N6	2.69	0.41
22:BA:2670:A:H2'	22:BA:2671:G:O4'	2.21	0.41
22:BA:2751:G:C4	28:BG:3:ARG:HD2	2.56	0.41

*Continued on next page...*

*Continued from previous page...*

Atom-1	Atom-2	Interatomic distance (Å)	Clash overlap (Å)
22:BA:2765:A:N3	22:BA:2765:A:H2'	2.34	0.41
22:BA:2873:A:H4'	35:BN:6:SER:OG	2.20	0.41
23:BB:109:A:C8	23:BB:110:C:C5	3.08	0.41
24:BC:8:PRO:CB	24:BC:14:ARG:HB2	2.50	0.41
24:BC:125:LYS:HB2	24:BC:126:PRO:HD2	2.02	0.41
24:BC:211:ALA:O	24:BC:216:VAL:HB	2.21	0.41
24:BC:212:ARG:C	24:BC:214:ARG:N	2.74	0.41
24:BC:246:THR:OG1	24:BC:250:VAL:HB	2.21	0.41
24:BC:260:ASN:C	24:BC:262:ARG:N	2.74	0.41
24:BC:264:ASP:O	24:BC:265:LYS:C	2.59	0.41
25:BD:104:VAL:CG2	25:BD:177:VAL:HG11	2.50	0.41
27:BF:6:ASP:O	27:BF:7:TYR:C	2.59	0.41
27:BF:55:ALA:HA	27:BF:58:ALA:HB3	2.03	0.41
29:BH:100:ALA:HB2	29:BH:115:VAL:CG2	2.50	0.41
30:BI:21:SER:H	30:BI:22:PRO:CD	2.34	0.41
30:BI:101:ILE:HD11	30:BI:138:LEU:HD13	2.01	0.41
31:BJ:23:LYS:CE	31:BJ:142:ILE:OXT	2.69	0.41
42:BU:72:ILE:HD12	42:BU:96:PHE:CE2	2.56	0.41
43:BV:56:PHE:O	43:BV:61:LEU:HD11	2.19	0.41
1:CA:10:A:OP2	5:CE:131:THR:HG21	2.20	0.41
1:CA:40:C:H2'	1:CA:41:G:O4'	2.21	0.41
1:CA:104:G:O2'	1:CA:105:G:H5'	2.21	0.41
1:CA:206:C:H2'	1:CA:207:C:H4'	2.02	0.41
1:CA:348:G:N3	1:CA:348:G:H2'	2.36	0.41
1:CA:439:U:H2'	1:CA:440:C:H5'	2.03	0.41
1:CA:570:G:C2	1:CA:571:U:C5	3.08	0.41
1:CA:683:G:C2	1:CA:684:U:C2	3.08	0.41
1:CA:766:A:H2'	1:CA:767:A:O4'	2.20	0.41
2:CB:140:GLU:O	2:CB:141:LEU:C	2.59	0.41
4:CD:41:HIS:O	4:CD:42:GLY:C	2.57	0.41
4:CD:55:LEU:HD13	4:CD:56:ARG:NH1	2.36	0.41
4:CD:78:GLU:OE2	4:CD:82:LEU:HD21	2.21	0.41
5:CE:149:SER:O	5:CE:153:VAL:N	2.54	0.41
8:CH:21:ASN:O	8:CH:23:ALA:N	2.53	0.41
8:CH:86:TYR:O	8:CH:87:LYS:HD2	2.21	0.41
12:CL:7:LEU:O	12:CL:8:VAL:C	2.59	0.41
13:CM:13:LYS:HB3	13:CM:14:HIS:H	1.71	0.41
16:CP:14:ARG:N	16:CP:15:PRO:HD3	2.36	0.41
22:DA:279:A:N6	22:DA:361:G:H1'	2.36	0.41
22:DA:432:A:H2'	22:DA:433:C:C6	2.55	0.41
22:DA:449:A:C5	22:DA:450:G:N7	2.88	0.41

*Continued on next page...*

*Continued from previous page...*

Atom-1	Atom-2	Interatomic distance (Å)	Clash overlap (Å)
22:DA:629:G:OP1	51:D3:18:GLY:N	2.50	0.41
22:DA:647:G:N7	22:DA:648:G:N7	2.68	0.41
22:DA:1095:A:H2'	22:DA:1096:A:N9	2.36	0.41
22:DA:1305:C:N4	22:DA:1607:C:OP2	2.54	0.41
22:DA:1332:G:C2	22:DA:1609:A:N6	2.88	0.41
22:DA:1545:A:C2'	22:DA:1546:G:H5'	2.51	0.41
22:DA:1936:A:H2	22:DA:1943:U:H3	1.69	0.41
22:DA:2307:G:N2	22:DA:2311:A:C8	2.88	0.41
22:DA:2461:A:C2	22:DA:2490:G:N2	2.88	0.41
22:DA:2468:A:C2	22:DA:2481:G:C2	3.08	0.41
22:DA:2489:U:C4	22:DA:2490:G:C6	3.09	0.41
22:DA:2574:G:C6	22:DA:2575:C:N3	2.89	0.41
22:DA:2716:C:H2'	22:DA:2717:C:H6	1.86	0.41
22:DA:2752:C:C5	22:DA:2753:A:N7	2.88	0.41
22:DA:2765:A:H3'	22:DA:2765:A:N3	2.36	0.41
23:DB:89:U:O2	23:DB:89:U:O4'	2.38	0.41
31:DJ:34:ARG:HG2	31:DJ:39:LYS:HB2	2.03	0.41
35:DN:36:THR:HG23	35:DN:41:ALA:HB2	2.02	0.41
46:DY:20:ASN:CG	46:DY:50:VAL:HG22	2.41	0.41
1:AA:65:A:C4	1:AA:381:C:C5	3.08	0.41
1:AA:96:U:O2'	1:AA:97:G:O5'	2.38	0.41
1:AA:106:C:O2'	1:AA:379:C:H5''	2.21	0.41
1:AA:147:G:N2	1:AA:176:C:C2	2.89	0.41
1:AA:259:G:N2	1:AA:260:G:H1'	2.35	0.41
1:AA:278:G:O2'	1:AA:279:A:H5''	2.20	0.41
1:AA:335:C:H2'	1:AA:336:A:C8	2.55	0.41
1:AA:339:C:H2'	1:AA:340:U:H6	1.86	0.41
1:AA:376:G:H5''	16:AP:5:ARG:HB2	2.02	0.41
1:AA:412:A:H4'	1:AA:413:G:OP1	2.20	0.41
1:AA:502:A:H2'	1:AA:503:C:O4'	2.21	0.41
1:AA:594:U:C4	1:AA:595:A:C6	3.09	0.41
1:AA:655:A:C2	1:AA:656:G:C4	3.09	0.41
1:AA:668:G:O2'	1:AA:669:G:H5'	2.21	0.41
1:AA:724:G:C6	1:AA:725:G:N7	2.88	0.41
1:AA:807:A:C6	1:AA:808:C:C4	3.09	0.41
1:AA:819:A:N7	1:AA:1529:G:N1	2.68	0.41
1:AA:960:U:C5	1:AA:1225:A:C8	3.09	0.41
1:AA:1007:U:H3'	1:AA:1008:U:C6	2.56	0.41
1:AA:1163:A:C2	1:AA:1174:G:C2	3.09	0.41
1:AA:1198:G:C2	1:AA:1199:U:C2	3.09	0.41
1:AA:1296:C:H4'	1:AA:1302:C:H5	1.85	0.41

*Continued on next page...*

*Continued from previous page...*

Atom-1	Atom-2	Interatomic distance (Å)	Clash overlap (Å)
1:AA:1539:C:OP1	21:AU:18:ARG:CG	2.69	0.41
2:AB:50:PHE:CD1	2:AB:50:PHE:C	2.94	0.41
3:AC:17:PRO:O	3:AC:18:TRP:CE3	2.73	0.41
3:AC:46:GLU:C	3:AC:48:ALA:H	2.24	0.41
3:AC:47:LEU:O	3:AC:48:ALA:C	2.59	0.41
3:AC:172:ARG:O	3:AC:173:VAL:CG2	2.69	0.41
4:AD:4:TYR:O	4:AD:6:GLY:N	2.54	0.41
4:AD:51:TYR:CE2	4:AD:55:LEU:HD12	2.55	0.41
5:AE:14:LYS:NZ	5:AE:116:GLU:OE1	2.28	0.41
5:AE:77:ASN:O	5:AE:78:ASN:HB2	2.19	0.41
8:AH:14:ILE:HG22	8:AH:15:ARG:N	2.35	0.41
8:AH:54:ASP:O	8:AH:57:PRO:HD3	2.21	0.41
10:AJ:71:LEU:O	10:AJ:72:ARG:HD3	2.20	0.41
11:AK:36:ASP:OD1	11:AK:40:ASN:HB2	2.21	0.41
11:AK:81:ASN:HB3	11:AK:106:ARG:HB3	2.03	0.41
12:AL:36:ARG:HB3	12:AL:38:TYR:CE2	2.55	0.41
12:AL:57:LEU:C	12:AL:59:ASN:N	2.75	0.41
13:AM:29:ARG:NH1	13:AM:33:ILE:HD11	2.36	0.41
13:AM:60:VAL:C	13:AM:62:LYS:N	2.74	0.41
16:AP:30:GLY:O	16:AP:31:ARG:C	2.59	0.41
17:AQ:29:VAL:O	17:AQ:37:PHE:HA	2.21	0.41
17:AQ:79:VAL:HG12	17:AQ:80:GLU:HG3	2.03	0.41
19:AS:51:VAL:HG13	19:AS:71:LEU:CD1	2.51	0.41
22:BA:198:C:H5'	22:BA:2244:U:OP1	2.20	0.41
22:BA:223:A:O2'	22:BA:420:C:O2	2.36	0.41
22:BA:419:U:H2'	22:BA:420:C:C6	2.56	0.41
22:BA:496:G:C6	22:BA:497:A:C4	3.09	0.41
22:BA:573:U:N3	22:BA:2031:A:OP1	2.54	0.41
22:BA:613:A:C8	22:BA:616:A:N1	2.89	0.41
22:BA:659:G:C4	22:BA:660:C:C6	3.09	0.41
22:BA:763:G:O2'	22:BA:764:A:H3'	2.20	0.41
22:BA:778:G:C6	22:BA:779:U:C4	3.09	0.41
22:BA:972:A:N6	22:BA:973:A:C6	2.89	0.41
22:BA:1084:A:C5	22:BA:1085:A:N6	2.89	0.41
22:BA:1259:G:H2'	22:BA:1260:A:H8	1.85	0.41
22:BA:1272:A:C5	22:BA:1618:A:C4	3.08	0.41
22:BA:1385:A:N3	22:BA:1386:C:C5	2.88	0.41
22:BA:1431:A:H2'	22:BA:1432:G:H8	1.85	0.41
22:BA:1527:G:H8	22:BA:1527:G:O5'	2.03	0.41
22:BA:1760:C:H5''	22:BA:1761:C:OP2	2.21	0.41
22:BA:1790:C:C5	22:BA:1828:G:C2	3.09	0.41

*Continued on next page...*



*Continued from previous page...*

Atom-1	Atom-2	Interatomic distance (Å)	Clash overlap (Å)
22:BA:1796:U:H2'	22:BA:1797:G:H8	1.84	0.41
22:BA:1856:U:H2'	22:BA:1857:G:O4'	2.21	0.41
22:BA:1866:A:C8	22:BA:1867:G:C8	3.09	0.41
22:BA:1883:U:C2'	22:BA:1884:G:H5'	2.50	0.41
22:BA:1934:C:H2'	22:BA:1935:G:O5'	2.21	0.41
22:BA:2040:G:H2'	22:BA:2041:U:O4'	2.20	0.41
22:BA:2078:C:H2'	22:BA:2079:U:H6	1.86	0.41
22:BA:2120:G:N2	22:BA:2179:C:C2	2.89	0.41
22:BA:2181:U:H2'	22:BA:2182:U:O4'	2.21	0.41
22:BA:2257:U:H2'	22:BA:2258:C:C6	2.55	0.41
22:BA:2310:C:C4	27:BF:77:PHE:CE1	3.09	0.41
22:BA:2333:A:P	44:BW:77:ARG:HH22	2.43	0.41
22:BA:2531:A:C5	22:BA:2532:G:C8	3.08	0.41
22:BA:2553:G:N1	22:BA:2554:U:O2	2.53	0.41
22:BA:2696:U:C2	22:BA:2697:G:C8	3.09	0.41
22:BA:2772:C:H2'	22:BA:2773:C:H6	1.86	0.41
22:BA:2808:G:C2	22:BA:2891:U:C5	3.09	0.41
23:BB:41:G:C6	27:BF:69:LYS:HE2	2.56	0.41
24:BC:3:VAL:HG12	24:BC:19:VAL:HG22	2.02	0.41
24:BC:108:LYS:N	24:BC:194:GLU:O	2.52	0.41
24:BC:168:ASP:CG	24:BC:169:GLY:H	2.24	0.41
24:BC:182:ARG:HG3	24:BC:182:ARG:HH21	1.86	0.41
24:BC:189:ARG:O	24:BC:190:ALA:HB2	2.21	0.41
25:BD:38:LYS:HD3	25:BD:43:ASP:OD1	2.20	0.41
26:BE:194:LYS:O	26:BE:197:GLU:HB3	2.20	0.41
27:BF:17:MET:HE1	27:BF:22:TYR:O	2.21	0.41
27:BF:77:PHE:C	27:BF:78:LYS:HG3	2.41	0.41
28:BG:147:ASP:O	28:BG:150:ALA:HB3	2.21	0.41
29:BH:82:SER:HB3	29:BH:146:VAL:HG12	2.03	0.41
29:BH:90:LEU:HG	29:BH:92:GLY:C	2.42	0.41
29:BH:129:GLU:C	29:BH:130:VAL:HG23	2.41	0.41
31:BJ:109:LEU:HD22	31:BJ:118:MET:HB2	2.03	0.41
32:BK:119:ALA:HA	32:BK:120:PRO:HD3	1.81	0.41
34:BM:45:GLN:O	34:BM:46:ILE:C	2.59	0.41
37:BP:26:VAL:HG23	37:BP:85:SER:O	2.21	0.41
37:BP:26:VAL:CG1	37:BP:47:VAL:HG23	2.51	0.41
37:BP:37:LYS:HE3	37:BP:39:ARG:HE	1.86	0.41
37:BP:93:ARG:O	37:BP:94:LYS:CB	2.64	0.41
38:BQ:68:ALA:O	38:BQ:71:GLN:HB3	2.21	0.41
39:BR:49:ILE:O	39:BR:50:GLY:C	2.58	0.41
39:BR:66:HIS:ND1	39:BR:94:THR:HB	2.36	0.41

*Continued on next page...*

*Continued from previous page...*

Atom-1	Atom-2	Interatomic distance (Å)	Clash overlap (Å)
40:BS:54:ALA:O	40:BS:57:ASN:HB2	2.21	0.41
42:BU:96:PHE:CE1	42:BU:103:ILE:HG12	2.56	0.41
42:BU:99:ASN:O	42:BU:100:SER:C	2.58	0.41
47:BZ:3:LYS:CE	47:BZ:3:LYS:H	2.33	0.41
50:B2:16:HIS:HB3	50:B2:21:ARG:HH12	1.85	0.41
51:B3:50:VAL:HG12	51:B3:54:ASP:HB2	2.03	0.41
1:CA:66:A:C4'	1:CA:173:U:C5	3.04	0.41
1:CA:137:U:C2	1:CA:227:G:C2	3.09	0.41
1:CA:182:A:C5	1:CA:184:G:N7	2.88	0.41
1:CA:248:C:N4	1:CA:249:U:C4	2.88	0.41
1:CA:257:G:C5	57:CA:1718:HOH:O	2.72	0.41
1:CA:378:G:C2	1:CA:386:C:C2	3.09	0.41
1:CA:510:A:H8	57:CA:1760:HOH:O	2.03	0.41
1:CA:551:U:H2'	1:CA:552:U:H6	1.86	0.41
1:CA:711:G:C2	1:CA:712:A:C4	3.09	0.41
1:CA:801:U:H2'	1:CA:802:A:H8	1.86	0.41
1:CA:952:U:H2'	1:CA:953:G:C8	2.56	0.41
1:CA:983:A:N3	1:CA:983:A:H2'	2.36	0.41
1:CA:1161:C:H2'	1:CA:1162:C:C6	2.56	0.41
1:CA:1234:C:H1'	1:CA:1364:U:H6	1.86	0.41
1:CA:1240:U:H5'	1:CA:1241:G:H8	1.83	0.41
1:CA:1318:A:O2'	19:CS:37:ARG:HD3	2.21	0.41
1:CA:1513:A:C4	1:CA:1514:G:C8	3.08	0.41
2:CB:16:PHE:HB2	2:CB:40:ILE:CG2	2.50	0.41
2:CB:89:GLN:CG	2:CB:221:VAL:HG11	2.51	0.41
4:CD:173:VAL:O	4:CD:174:ASP:CB	2.69	0.41
5:CE:150:PRO:O	5:CE:152:MET:N	2.54	0.41
7:CG:31:MET:O	7:CG:31:MET:HG2	2.20	0.41
7:CG:42:ILE:HD13	7:CG:116:MET:HB3	2.03	0.41
9:CI:116:VAL:HG21	10:CJ:62:ARG:HB2	2.03	0.41
13:CM:16:VAL:HG13	13:CM:34:LEU:HD12	2.02	0.41
14:CN:57:PRO:O	14:CN:59:ARG:N	2.54	0.41
16:CP:42:ILE:O	16:CP:44:SER:N	2.54	0.41
18:CR:23:TYR:HA	18:CR:58:ALA:HB1	2.02	0.41
19:CS:55:ARG:NE	19:CS:79:THR:HG22	2.36	0.41
22:DA:153:U:H2'	22:DA:154:U:C6	2.56	0.41
22:DA:189:G:N2	22:DA:208:C:N4	2.69	0.41
22:DA:224:U:P	22:DA:408:G:H21	2.43	0.41
22:DA:227:A:O4'	22:DA:229:C:N4	2.54	0.41
22:DA:295:G:C2	22:DA:296:U:C6	3.09	0.41
22:DA:321:U:O4'	26:DE:159:LEU:HD23	2.21	0.41

*Continued on next page...*

*Continued from previous page...*

Atom-1	Atom-2	Interatomic distance (Å)	Clash overlap (Å)
22:DA:374:A:C2	22:DA:401:A:N3	2.88	0.41
22:DA:392:U:H2'	22:DA:393:C:C6	2.56	0.41
22:DA:629:G:O6	22:DA:630:G:C6	2.74	0.41
22:DA:658:U:C4	22:DA:659:G:N7	2.89	0.41
22:DA:684:G:C6	22:DA:774:G:C4	3.08	0.41
22:DA:738:G:N1	22:DA:739:A:C2	2.88	0.41
22:DA:763:G:C5	22:DA:765:C:C5	3.09	0.41
22:DA:936:A:C6	22:DA:937:C:C4	3.09	0.41
22:DA:982:C:H5''	22:DA:983:A:P	2.61	0.41
22:DA:1001:A:H2'	22:DA:1002:G:O4'	2.21	0.41
22:DA:1034:G:C6	22:DA:1035:U:C2	3.09	0.41
22:DA:1269:A:C6	22:DA:1270:C:N4	2.89	0.41
22:DA:1285:A:N6	22:DA:1329:U:C5	2.89	0.41
22:DA:1285:A:C6	22:DA:1329:U:C5	3.08	0.41
22:DA:1563:U:H2'	22:DA:1564:C:C6	2.53	0.41
22:DA:1593:A:C6	22:DA:1594:U:C2	3.08	0.41
22:DA:1831:G:C6	22:DA:1832:C:N4	2.89	0.41
22:DA:1895:C:H2'	22:DA:1896:G:H8	1.86	0.41
22:DA:1895:C:O2'	22:DA:1896:G:H5'	2.20	0.41
22:DA:1984:G:O6	22:DA:1985:C:N4	2.54	0.41
22:DA:2079:U:O2'	45:DX:23:ASN:OD1	2.39	0.41
22:DA:2113:U:C2	22:DA:2114:A:N7	2.89	0.41
22:DA:2125:G:C6	22:DA:2171:A:OP1	2.72	0.41
22:DA:2131:U:H4'	22:DA:2133:G:H1'	1.96	0.41
22:DA:2418:A:O2'	49:D1:20:PHE:CZ	2.67	0.41
22:DA:2491:U:H5''	22:DA:2570:G:H5''	2.00	0.41
22:DA:2563:U:H1'	22:DA:2566:A:N6	2.35	0.41
22:DA:2570:G:O2'	22:DA:2571:U:H5'	2.19	0.41
22:DA:2591:C:H2'	22:DA:2592:G:H8	1.86	0.41
22:DA:2694:G:C6	22:DA:2695:U:C4	3.08	0.41
22:DA:2840:C:H4'	35:DN:94:TYR:OH	2.20	0.41
23:DB:84:G:C2	23:DB:93:C:O2	2.73	0.41
24:DC:61:ALA:O	24:DC:63:ARG:NH2	2.53	0.41
24:DC:162:VAL:HG12	24:DC:163:GLN:N	2.36	0.41
24:DC:212:ARG:HD2	24:DC:216:VAL:O	2.20	0.41
26:DE:75:SER:O	26:DE:78:TRP:HB2	2.21	0.41
27:DF:48:LYS:HA	27:DF:51:ASP:HB2	2.02	0.41
28:DG:40:ALA:HB1	28:DG:61:GLY:HA2	2.03	0.41
28:DG:77:ILE:CG2	28:DG:81:GLU:OE1	2.69	0.41
29:DH:130:VAL:CG1	29:DH:131:SER:N	2.82	0.41
34:DM:38:ARG:NH1	34:DM:98:PRO:HD2	2.36	0.41

*Continued on next page...*

*Continued from previous page...*

Atom-1	Atom-2	Interatomic distance (Å)	Clash overlap (Å)
34:DM:69:PRO:O	34:DM:70:ASP:HB3	2.20	0.41
36:DO:7:ARG:HD2	36:DO:97:PHE:CE1	2.56	0.41
36:DO:49:VAL:HG12	36:DO:50:ALA:N	2.36	0.41
39:DR:4:VAL:O	39:DR:39:LEU:N	2.43	0.41
40:DS:10:ALA:O	40:DS:100:THR:HA	2.21	0.41
40:DS:67:ASP:OD1	40:DS:67:ASP:N	2.41	0.41
42:DU:49:VAL:HA	42:DU:50:PRO:HD3	1.96	0.41
42:DU:49:VAL:HG13	42:DU:53:ASN:O	2.21	0.41
42:DU:83:VAL:HG12	42:DU:84:GLY:O	2.21	0.41
45:DX:31:PRO:HB2	45:DX:33:LEU:HD13	2.02	0.41
46:DY:9:LYS:HB3	46:DY:12:GLU:HG3	2.02	0.41
49:D1:4:GLY:C	49:D1:6:ARG:H	2.24	0.41
49:D1:43:VAL:O	49:D1:44:ARG:HB2	2.20	0.41
1:AA:64:G:N2	1:AA:67:C:C4	2.89	0.41
1:AA:274:A:H4'	1:AA:275:G:O5'	2.20	0.41
1:AA:774:G:C5	1:AA:775:G:N7	2.89	0.41
1:AA:991:U:H4'	1:AA:992:U:C5'	2.51	0.41
1:AA:1121:U:N3	1:AA:1122:U:C5	2.89	0.41
1:AA:1226:C:C5	13:AM:103:LYS:HA	2.56	0.41
1:AA:1226:C:H4'	1:AA:1227:A:OP1	2.21	0.41
1:AA:1406:U:H2'	1:AA:1407:C:O5'	2.21	0.41
1:AA:1442:G:H2'	1:AA:1443:C:C6	2.56	0.41
1:AA:1491:G:H2'	1:AA:1492:A:O4'	2.20	0.41
4:AD:34:ILE:O	4:AD:35:GLU:CB	2.69	0.41
6:AF:86:ARG:NH1	6:AF:86:ARG:HG3	2.36	0.41
7:AG:57:SER:HB3	7:AG:60:GLU:HG3	2.03	0.41
8:AH:89:LYS:HG3	8:AH:90:ASP:H	1.86	0.41
12:AL:66:TYR:O	12:AL:97:THR:N	2.48	0.41
13:AM:3:ARG:CG	13:AM:4:ILE:N	2.81	0.41
15:AO:26:GLU:HA	15:AO:81:LEU:HD22	2.03	0.41
16:AP:19:VAL:HG13	16:AP:38:PHE:N	2.36	0.41
19:AS:19:VAL:O	19:AS:23:VAL:HG23	2.21	0.41
20:AT:44:LYS:O	20:AT:47:ALA:HB3	2.21	0.41
21:AU:25:LYS:HD2	21:AU:26:ALA:H	1.86	0.41
22:BA:109:C:C2	22:BA:110:G:C8	3.09	0.41
22:BA:118:A:N3	22:BA:178:G:H1'	2.36	0.41
22:BA:323:C:N4	22:BA:333:G:C8	2.89	0.41
22:BA:449:A:C6	22:BA:450:G:C5	3.09	0.41
22:BA:563:A:C6	22:BA:2018:G:C5	3.09	0.41
22:BA:578:G:C5	22:BA:2018:G:H5'	2.56	0.41
22:BA:587:C:H3'	22:BA:588:U:H5'	2.03	0.41

*Continued on next page...*

*Continued from previous page...*

Atom-1	Atom-2	Interatomic distance (Å)	Clash overlap (Å)
22:BA:1036:G:H1'	22:BA:1120:G:N2	2.36	0.41
22:BA:1163:G:C2	22:BA:1164:C:C5	3.08	0.41
22:BA:1380:G:N2	22:BA:1570:A:N1	2.65	0.41
22:BA:1422:G:C2	22:BA:1423:G:C4	3.08	0.41
22:BA:1914:C:C2	22:BA:1915:U:C6	3.09	0.41
22:BA:2308:G:C6	22:BA:2311:A:N7	2.89	0.41
22:BA:2432:A:N1	45:BX:21:ALA:CB	2.84	0.41
22:BA:2507:C:C5	22:BA:2583:G:N1	2.88	0.41
23:BB:45:A:C5	23:BB:46:A:C8	3.09	0.41
25:BD:4:LEU:HD23	25:BD:101:PHE:CE1	2.56	0.41
25:BD:101:PHE:HE2	25:BD:107:VAL:HG11	1.84	0.41
27:BF:126:GLY:O	27:BF:158:THR:HG22	2.21	0.41
28:BG:124:GLU:OE1	28:BG:124:GLU:HA	2.21	0.41
29:BH:1:MET:HE3	29:BH:26:ALA:HB3	2.02	0.41
29:BH:129:GLU:C	29:BH:130:VAL:CG2	2.90	0.41
29:BH:132:PHE:CE2	29:BH:142:VAL:CG2	3.04	0.41
30:BI:97:LYS:HB3	30:BI:139:VAL:HG22	2.02	0.41
31:BJ:93:ILE:HD13	31:BJ:100:VAL:HG21	2.02	0.41
32:BK:28:SER:C	32:BK:30:ARG:N	2.74	0.41
32:BK:86:LEU:HB3	32:BK:95:ILE:HD12	2.03	0.41
32:BK:110:GLU:HA	32:BK:113:MET:HE2	2.02	0.41
33:BL:91:ASP:HB3	33:BL:94:THR:HB	2.02	0.41
38:BQ:74:ILE:HG23	38:BQ:79:PHE:HB2	2.03	0.41
41:BT:69:ARG:CB	41:BT:74:ILE:HG22	2.50	0.41
42:BU:47:LYS:HA	42:BU:48:PRO:HD2	1.89	0.41
45:BX:37:ARG:HG3	45:BX:48:THR:HB	2.02	0.41
47:BZ:23:THR:HG23	47:BZ:47:MET:HB3	2.02	0.41
48:B0:40:ARG:O	48:B0:41:HIS:CB	2.69	0.41
1:CA:23:C:H5	1:CA:561:U:O4	2.04	0.41
1:CA:104:G:C2'	1:CA:105:G:H5'	2.50	0.41
1:CA:270:A:H2'	1:CA:271:C:C6	2.56	0.41
1:CA:407:U:C2	1:CA:408:A:C8	3.09	0.41
1:CA:527:G:N1	1:CA:528:C:C5	2.89	0.41
1:CA:1077:G:C6	1:CA:1081:A:C6	3.09	0.41
1:CA:1095:U:H2'	1:CA:1096:C:C6	2.56	0.41
1:CA:1361:G:C2	1:CA:1362:A:N7	2.89	0.41
1:CA:1515:G:H2'	1:CA:1516:G:H8	1.86	0.41
2:CB:36:ASN:O	2:CB:37:LYS:HB2	2.21	0.41
2:CB:62:SER:HA	2:CB:224:GLY:HA2	2.02	0.41
2:CB:108:ARG:O	2:CB:108:ARG:HG3	2.21	0.41
6:CF:19:PRO:HA	6:CF:22:ILE:HD12	2.03	0.41

*Continued on next page...*

*Continued from previous page...*

Atom-1	Atom-2	Interatomic distance (Å)	Clash overlap (Å)
13:CM:3:ARG:C	13:CM:4:ILE:HG12	2.40	0.41
22:DA:60:G:H3'	22:DA:60:G:P	2.60	0.41
22:DA:78:U:OP2	46:DY:2:LYS:HD3	2.21	0.41
22:DA:124:G:H5''	22:DA:1376:C:O2'	2.21	0.41
22:DA:277:G:O2'	22:DA:361:G:N1	2.53	0.41
22:DA:448:U:H4'	22:DA:449:A:OP2	2.21	0.41
22:DA:478:A:C2	22:DA:480:A:C5	3.08	0.41
22:DA:484:C:O2	22:DA:484:C:H2'	2.21	0.41
22:DA:705:A:C2	22:DA:727:A:O4'	2.74	0.41
22:DA:784:G:C2	24:DC:228:VAL:HG21	2.56	0.41
22:DA:1002:G:H2'	22:DA:1003:G:O5'	2.21	0.41
22:DA:1370:C:C4	57:DA:3396:HOH:O	2.72	0.41
22:DA:1464:G:N3	22:DA:1465:G:C8	2.89	0.41
22:DA:1640:A:H2'	22:DA:1641:A:C8	2.56	0.41
22:DA:1949:G:C6	22:DA:1950:G:C6	3.10	0.41
22:DA:2091:C:P	22:DA:2092:U:H3'	2.61	0.41
22:DA:2221:G:O2'	22:DA:2222:C:H5'	2.21	0.41
22:DA:2330:G:N2	22:DA:2386:A:C4	2.89	0.41
22:DA:2508:G:C2	22:DA:2582:G:C6	3.09	0.41
22:DA:2526:G:C2'	52:D4:1:MET:H3	2.34	0.41
22:DA:2552:U:C2	22:DA:2554:U:H5''	2.56	0.41
23:DB:70:C:H2'	23:DB:71:C:H6	1.86	0.41
24:DC:154:LEU:HD13	24:DC:176:LEU:CD2	2.51	0.41
25:DD:13:ARG:HD2	25:DD:15:PHE:CZ	2.56	0.41
25:DD:193:VAL:HB	25:DD:194:PRO:CD	2.51	0.41
26:DE:60:TRP:CH2	26:DE:67:ARG:HD3	2.56	0.41
26:DE:150:THR:C	26:DE:192:ALA:HB2	2.42	0.41
27:DF:43:ALA:HA	27:DF:46:ASP:C	2.41	0.41
28:DG:61:GLY:O	28:DG:64:GLN:HB2	2.20	0.41
28:DG:89:LEU:CD2	28:DG:129:THR:HA	2.51	0.41
28:DG:109:PHE:CE2	28:DG:152:ARG:CZ	3.03	0.41
28:DG:137:ASP:O	28:DG:141:ILE:HG23	2.21	0.41
29:DH:1:MET:HB3	29:DH:21:VAL:O	2.20	0.41
30:DI:17:MET:SD	30:DI:20:PRO:HB3	2.61	0.41
36:DO:90:VAL:HG23	36:DO:117:PHE:HB3	2.02	0.41
37:DP:89:ARG:O	37:DP:112:GLU:HA	2.22	0.41
39:DR:29:THR:HG22	39:DR:29:THR:O	2.21	0.41
45:DX:5:CYS:O	45:DX:5:CYS:SG	2.79	0.41
1:AA:10:A:O2'	1:AA:11:G:H5'	2.21	0.40
1:AA:158:G:N2	1:AA:159:G:H1'	2.36	0.40
1:AA:163:C:H2'	1:AA:164:G:O5'	2.21	0.40

*Continued on next page...*

*Continued from previous page...*

Atom-1	Atom-2	Interatomic distance (Å)	Clash overlap (Å)
1:AA:207:C:H2'	1:AA:208:U:C2	2.56	0.40
1:AA:258:G:C2	1:AA:259:G:C1'	3.04	0.40
1:AA:327:A:O3'	1:AA:328:C:H4'	2.20	0.40
1:AA:380:G:C2	1:AA:384:G:N1	2.90	0.40
1:AA:397:A:C6	1:AA:548:G:C8	3.08	0.40
1:AA:458:U:H2'	1:AA:459:A:C8	2.56	0.40
1:AA:469:C:C4	1:AA:470:C:N4	2.89	0.40
1:AA:559:A:H4'	1:AA:560:A:C5'	2.51	0.40
1:AA:633:G:H2'	1:AA:634:C:C6	2.56	0.40
1:AA:656:G:C5	1:AA:657:U:C5	3.09	0.40
1:AA:702:A:N6	22:BA:1846:G:HO2'	2.20	0.40
1:AA:815:A:H4'	1:AA:817:C:C4	2.55	0.40
1:AA:864:A:C2	1:AA:865:A:C2	3.09	0.40
1:AA:1058:G:C2'	1:AA:1059:C:H5'	2.52	0.40
1:AA:1221:G:H5''	1:AA:1321:U:O2	2.22	0.40
1:AA:1286:U:O2	1:AA:1286:U:C2'	2.69	0.40
2:AB:184:PHE:CZ	2:AB:198:PHE:HD2	2.38	0.40
3:AC:140:ASN:HA	3:AC:143:ARG:HB3	2.03	0.40
4:AD:100:ASN:O	4:AD:102:VAL:N	2.48	0.40
4:AD:130:VAL:HG11	4:AD:135:TYR:CG	2.56	0.40
5:AE:111:MET:HE1	5:AE:125:ALA:HB1	2.04	0.40
6:AF:54:LEU:HD22	6:AF:55:HIS:O	2.21	0.40
6:AF:90:MET:O	6:AF:91:ARG:O	2.38	0.40
14:AN:61:ARG:O	14:AN:62:ASN:CB	2.68	0.40
16:AP:22:ALA:HA	16:AP:33:ILE:HG13	2.03	0.40
17:AQ:41:THR:HG22	17:AQ:42:THR:N	2.36	0.40
17:AQ:59:VAL:HG23	17:AQ:77:ARG:O	2.20	0.40
22:BA:158:U:O2	22:BA:158:U:H2'	2.21	0.40
22:BA:323:C:OP2	22:BA:339:U:O2'	2.32	0.40
22:BA:368:A:C6	22:BA:369:U:O4	2.74	0.40
22:BA:603:A:C8	22:BA:655:A:C6	3.08	0.40
22:BA:779:U:H5''	24:BC:49:ILE:HD12	2.03	0.40
22:BA:1026:G:C8	22:BA:1134:A:C4	3.09	0.40
22:BA:1054:A:C4	22:BA:1055:G:C8	3.09	0.40
22:BA:1063:G:C2	30:BI:90:SER:OG	2.72	0.40
22:BA:1180:U:O2'	22:BA:1181:U:H5'	2.20	0.40
22:BA:1208:C:C4	22:BA:1209:U:C4	3.09	0.40
22:BA:1272:A:C6	22:BA:1618:A:N3	2.89	0.40
22:BA:1376:C:C4	22:BA:1377:G:C6	3.09	0.40
22:BA:1429:G:C5	22:BA:1568:G:C6	3.09	0.40
22:BA:1553:A:C8	22:BA:1555:G:C6	3.09	0.40

*Continued on next page...*

*Continued from previous page...*

Atom-1	Atom-2	Interatomic distance (Å)	Clash overlap (Å)
22:BA:1577:C:H2'	22:BA:1578:U:O4'	2.21	0.40
22:BA:1794:A:C1'	22:BA:1900:A:C2	3.03	0.40
22:BA:1795:C:C4	22:BA:1796:U:C4	3.08	0.40
22:BA:2457:U:O2	22:BA:2495:G:C2	2.74	0.40
24:BC:252:THR:HG22	24:BC:253:LYS:H	1.85	0.40
26:BE:75:SER:O	26:BE:78:TRP:HB2	2.22	0.40
29:BH:88:GLY:C	29:BH:125:THR:OG1	2.59	0.40
30:BI:103:ARG:HE	30:BI:104:ALA:N	2.18	0.40
31:BJ:80:HIS:O	31:BJ:83:GLY:N	2.44	0.40
32:BK:28:SER:O	32:BK:30:ARG:N	2.53	0.40
32:BK:66:LYS:HD2	32:BK:79:PHE:O	2.21	0.40
35:BN:106:ASP:O	35:BN:107:ASN:HB3	2.21	0.40
40:BS:38:TYR:CE2	48:B0:28:LEU:CD2	3.04	0.40
41:BT:11:LEU:HD22	41:BT:34:VAL:HG12	2.03	0.40
43:BV:25:LYS:CD	43:BV:41:GLU:HG3	2.51	0.40
46:BY:22:LEU:O	46:BY:23:ARG:C	2.59	0.40
49:B1:30:LYS:N	49:B1:31:PRO:CD	2.84	0.40
1:CA:21:G:H2'	1:CA:22:G:C8	2.56	0.40
1:CA:112:G:H5'	1:CA:389:A:O2'	2.22	0.40
1:CA:116:A:C6	1:CA:117:G:C5	3.10	0.40
1:CA:263:A:P	20:CT:74:ARG:NH1	2.94	0.40
1:CA:309:A:O2'	1:CA:310:G:H5'	2.21	0.40
1:CA:439:U:H4'	4:CD:121:LYS:CD	2.49	0.40
1:CA:570:G:N3	1:CA:571:U:C5	2.88	0.40
1:CA:716:A:N3	11:CK:120:GLY:HA2	2.36	0.40
1:CA:1250:A:H4'	9:CI:70:GLY:O	2.21	0.40
1:CA:1434:A:N6	1:CA:1435:G:N1	2.69	0.40
3:CC:95:ALA:HB1	3:CC:97:VAL:HG22	2.02	0.40
3:CC:199:LYS:CB	3:CC:201:TRP:CH2	3.04	0.40
8:CH:26:THR:HA	8:CH:59:LEU:O	2.20	0.40
8:CH:30:SER:O	8:CH:31:LYS:C	2.58	0.40
12:CL:4:VAL:HG13	12:CL:5:ASN:H	1.86	0.40
14:CN:90:ARG:HB3	14:CN:92:GLU:CG	2.51	0.40
15:CO:85:LEU:HD12	15:CO:85:LEU:HA	1.92	0.40
19:CS:67:VAL:O	19:CS:67:VAL:HG12	2.19	0.40
22:DA:7:G:H2'	22:DA:8:C:O4'	2.21	0.40
22:DA:16:C:H4'	48:D0:11:SER:OG	2.21	0.40
22:DA:134:G:C6	22:DA:135:U:C2	3.09	0.40
22:DA:161:A:OP2	22:DA:162:U:H3'	2.21	0.40
22:DA:310:A:O2'	22:DA:311:A:P	2.78	0.40
22:DA:347:A:N1	22:DA:348:A:C4	2.87	0.40

*Continued on next page...*



*Continued from previous page...*

Atom-1	Atom-2	Interatomic distance (Å)	Clash overlap (Å)
22:DA:373:U:OP2	45:DX:54:LYS:NZ	2.44	0.40
22:DA:467:G:P	50:D2:33:ARG:HH11	2.45	0.40
22:DA:468:G:H5'	26:DE:55:SER:HB3	2.02	0.40
22:DA:503:A:C6	22:DA:506:G:C6	3.09	0.40
22:DA:538:A:C2	22:DA:556:A:C4	3.09	0.40
22:DA:574:A:H4'	22:DA:575:A:C5'	2.51	0.40
22:DA:1062:G:C2	22:DA:1063:G:N1	2.89	0.40
22:DA:1273:U:H4'	22:DA:1275:A:P	2.61	0.40
22:DA:1435:G:O2'	22:DA:1436:G:H5'	2.21	0.40
22:DA:1485:U:H2'	22:DA:1486:U:C6	2.56	0.40
22:DA:1513:U:C4	22:DA:1514:G:N7	2.89	0.40
22:DA:1717:A:H2'	22:DA:1718:G:O4'	2.21	0.40
22:DA:1808:A:N1	45:DX:28:ARG:HD2	2.35	0.40
22:DA:1809:A:C6	22:DA:1810:A:C5	3.09	0.40
22:DA:2086:U:H1'	22:DA:2234:G:N2	2.36	0.40
22:DA:2301:C:O2	22:DA:2316:G:C2	2.74	0.40
22:DA:2302:U:O2'	27:DF:123:ASP:O	2.39	0.40
22:DA:2838:G:C6	22:DA:2839:G:C6	3.09	0.40
24:DC:148:PRO:CD	24:DC:185:GLU:CD	2.90	0.40
26:DE:7:ASP:OD1	26:DE:7:ASP:N	2.50	0.40
26:DE:77:ILE:O	26:DE:77:ILE:HG13	2.22	0.40
28:DG:123:ALA:CB	28:DG:133:LEU:HA	2.50	0.40
30:DI:8:TYR:HD2	30:DI:58:VAL:HG13	1.86	0.40
30:DI:20:PRO:HG2	30:DI:24:VAL:CG2	2.52	0.40
30:DI:51:LYS:N	30:DI:51:LYS:CD	2.83	0.40
34:DM:105:MET:HB2	34:DM:105:MET:HE3	1.93	0.40
34:DM:114:ARG:O	34:DM:118:LYS:N	2.54	0.40
37:DP:79:PRO:O	37:DP:80:VAL:C	2.60	0.40
41:DT:61:LEU:HD12	41:DT:61:LEU:O	2.21	0.40
42:DU:47:LYS:HG2	42:DU:48:PRO:HD2	2.03	0.40
42:DU:74:ASN:OD1	42:DU:96:PHE:CG	2.74	0.40
45:DX:40:VAL:CG2	45:DX:45:ARG:O	2.70	0.40
45:DX:58:VAL:O	45:DX:61:LYS:N	2.54	0.40
49:D1:20:PHE:CD1	49:D1:20:PHE:N	2.89	0.40
1:AA:26:A:C3'	1:AA:27:G:H5'	2.52	0.40
1:AA:570:G:H1'	1:AA:820:U:C4	2.55	0.40
1:AA:638:U:C4	1:AA:639:G:N7	2.90	0.40
1:AA:645:G:N7	57:AA:1749:HOH:O	2.37	0.40
1:AA:687:A:C5	1:AA:701:U:C5	3.09	0.40
1:AA:858:G:C6	1:AA:869:G:C8	3.10	0.40
1:AA:858:G:C5	57:AA:1823:HOH:O	2.74	0.40

*Continued on next page...*

*Continued from previous page...*

Atom-1	Atom-2	Interatomic distance (Å)	Clash overlap (Å)
1:AA:862:C:H2'	1:AA:863:U:H5'	2.01	0.40
1:AA:1119:C:P	9:AI:85:ARG:HH22	2.44	0.40
1:AA:1162:C:C2	1:AA:1175:G:C2	3.10	0.40
2:AB:27:MET:HE1	2:AB:193:PRO:HB3	2.02	0.40
2:AB:62:SER:HA	2:AB:225:ARG:HD3	2.03	0.40
2:AB:66:LYS:O	2:AB:159:ASP:HB2	2.21	0.40
2:AB:192:ASP:HA	2:AB:193:PRO:HD2	1.90	0.40
3:AC:36:ASP:O	3:AC:40:ARG:HG3	2.22	0.40
3:AC:130:PHE:CZ	3:AC:131:ARG:HD2	2.55	0.40
4:AD:174:ASP:OD2	4:AD:176:GLY:N	2.50	0.40
5:AE:98:PRO:O	5:AE:99:ALA:HB3	2.22	0.40
15:AO:62:GLN:O	15:AO:65:LYS:N	2.53	0.40
17:AQ:45:HIS:HB2	17:AQ:70:THR:HG23	2.03	0.40
19:AS:14:HIS:O	19:AS:18:LYS:HG3	2.22	0.40
20:AT:67:ILE:HG13	20:AT:71:LYS:HE3	2.03	0.40
21:AU:47:ARG:HE	21:AU:47:ARG:HA	1.86	0.40
22:BA:102:U:C4	46:BY:2:LYS:HD2	2.56	0.40
22:BA:193:U:H2'	22:BA:194:G:H5'	2.02	0.40
22:BA:255:A:C4	22:BA:256:A:C8	3.10	0.40
22:BA:271:G:C4	22:BA:272:A:C8	3.10	0.40
22:BA:301:G:HO2'	22:BA:302:C:H6	1.68	0.40
22:BA:539:G:C5	22:BA:540:C:C5	3.09	0.40
22:BA:753:A:C2'	22:BA:754:U:O5'	2.69	0.40
22:BA:859:G:C8	22:BA:859:G:O5'	2.74	0.40
22:BA:868:U:C2	22:BA:869:G:C8	3.09	0.40
22:BA:945:A:C4'	22:BA:946:C:OP2	2.67	0.40
22:BA:1113:U:H2'	22:BA:1114:C:H6	1.86	0.40
22:BA:1115:G:C2	22:BA:1116:G:C5	3.08	0.40
22:BA:1321:A:C5	22:BA:1322:A:C5	3.09	0.40
22:BA:1487:U:O2	22:BA:1503:A:C2	2.74	0.40
22:BA:1553:A:N6	22:BA:1555:G:H1'	2.36	0.40
22:BA:1805:A:O2'	22:BA:1806:C:H5'	2.21	0.40
22:BA:1933:G:C6	22:BA:1934:C:C4	3.10	0.40
22:BA:2140:G:C2	22:BA:2152:G:N1	2.90	0.40
22:BA:2424:C:H5'	22:BA:2424:C:H6	1.87	0.40
23:BB:57:A:H4'	27:BF:27:GLN:NE2	2.36	0.40
24:BC:257:THR:O	24:BC:258:ARG:C	2.59	0.40
26:BE:136:GLN:O	26:BE:137:LYS:C	2.60	0.40
27:BF:41:GLY:HA2	27:BF:85:ILE:HG13	2.02	0.40
30:BI:77:ALA:HA	30:BI:80:LEU:HD12	2.04	0.40
30:BI:116:ASP:O	30:BI:117:MET:HB2	2.21	0.40

*Continued on next page...*

*Continued from previous page...*

Atom-1	Atom-2	Interatomic distance (Å)	Clash overlap (Å)
32:BK:25:LEU:HD21	32:BK:40:LYS:HB2	2.03	0.40
32:BK:103:VAL:HB	32:BK:107:LEU:CD1	2.51	0.40
33:BL:77:ILE:HD11	33:BL:101:ILE:HG21	2.03	0.40
39:BR:40:MET:HG3	39:BR:48:LYS:HB2	2.03	0.40
40:BS:34:ASP:O	40:BS:35:ILE:C	2.58	0.40
42:BU:49:VAL:O	42:BU:49:VAL:HG13	2.21	0.40
47:BZ:21:LYS:C	47:BZ:23:THR:N	2.75	0.40
47:BZ:47:MET:O	47:BZ:48:ILE:C	2.59	0.40
49:B1:27:LYS:C	49:B1:29:THR:N	2.74	0.40
1:CA:459:A:N1	1:CA:460:A:C6	2.89	0.40
1:CA:676:A:C2	1:CA:677:U:C2	3.09	0.40
1:CA:881:G:H2'	1:CA:882:C:O4'	2.20	0.40
1:CA:942:G:C2	1:CA:1342:C:C2	3.09	0.40
1:CA:996:A:H2'	1:CA:997:U:C5	2.56	0.40
1:CA:1004:A:H2'	1:CA:1005:A:C8	2.56	0.40
1:CA:1068:G:H2'	1:CA:1069:C:H5'	2.02	0.40
1:CA:1481:U:H2'	1:CA:1482:G:C8	2.56	0.40
1:CA:1517:G:H1'	22:DA:1919:A:O3'	2.20	0.40
2:CB:54:LEU:HD21	2:CB:213:TYR:CE2	2.56	0.40
3:CC:174:PRO:C	3:CC:176:HIS:H	2.23	0.40
8:CH:114:ARG:O	8:CH:115:ALA:C	2.58	0.40
9:CI:92:GLU:OE1	9:CI:95:ARG:HD3	2.21	0.40
10:CJ:73:LEU:HD23	10:CJ:73:LEU:C	2.41	0.40
11:CK:17:SER:O	11:CK:79:ILE:HA	2.21	0.40
11:CK:26:SER:N	11:CK:29:ASN:O	2.54	0.40
11:CK:60:PRO:HA	11:CK:92:GLY:N	2.36	0.40
12:CL:74:LEU:HD21	12:CL:104:CYS:SG	2.61	0.40
15:CO:48:LYS:HD3	15:CO:48:LYS:HA	1.90	0.40
17:CQ:14:SER:OG	17:CQ:17:MET:CE	2.68	0.40
20:CT:27:MET:HG3	20:CT:28:MET:N	2.36	0.40
20:CT:39:ILE:HD11	20:CT:83:ILE:HG22	2.03	0.40
20:CT:54:MET:HG3	20:CT:55:GLN:N	2.35	0.40
22:DA:70:G:H5''	22:DA:112:U:O2	2.20	0.40
22:DA:189:G:C5	22:DA:205:G:N2	2.89	0.40
22:DA:192:C:C4	22:DA:193:U:C2	3.09	0.40
22:DA:580:U:H3'	22:DA:580:U:C6	2.56	0.40
22:DA:1091:G:N3	22:DA:1092:C:C5	2.90	0.40
22:DA:1096:A:C8	22:DA:1096:A:H3'	2.56	0.40
22:DA:1270:C:O2'	22:DA:1648:U:OP2	2.40	0.40
22:DA:1604:C:H5''	57:DA:3401:HOH:O	2.20	0.40
22:DA:1638:C:O2'	22:DA:2698:U:O2	2.38	0.40

*Continued on next page...*

*Continued from previous page...*

Atom-1	Atom-2	Interatomic distance (Å)	Clash overlap (Å)
22:DA:1666:G:O3'	32:DK:6:THR:HG23	2.21	0.40
22:DA:1684:G:C2	22:DA:1705:A:C2	3.09	0.40
22:DA:2039:U:H2'	22:DA:2040:G:C8	2.56	0.40
22:DA:2127:G:O2'	22:DA:2173:A:C2	2.74	0.40
22:DA:2134:A:H62	22:DA:2157:G:H1'	1.87	0.40
22:DA:2206:C:O2'	22:DA:2207:C:H5'	2.21	0.40
22:DA:2220:U:H2'	22:DA:2221:G:C8	2.56	0.40
22:DA:2392:A:C8	22:DA:2429:G:C2	3.09	0.40
22:DA:2546:U:H4'	22:DA:2565:A:N1	2.36	0.40
24:DC:211:ALA:O	24:DC:216:VAL:HB	2.22	0.40
26:DE:48:THR:HG22	26:DE:86:ALA:HB3	2.03	0.40
29:DH:96:THR:O	29:DH:98:ASP:N	2.54	0.40
39:DR:7:SER:HB3	39:DR:22:LEU:HD22	2.03	0.40
39:DR:37:GLU:O	39:DR:39:LEU:HD13	2.21	0.40
43:DV:47:VAL:O	43:DV:51:GLN:HG3	2.21	0.40
47:DZ:9:GLN:HB3	47:DZ:32:ILE:HA	2.03	0.40
1:AA:75:G:N3	1:AA:75:G:H2'	2.36	0.40
1:AA:369:G:C2	1:AA:370:C:C5	3.09	0.40
1:AA:484:G:N7	1:AA:486:U:C1'	2.83	0.40
1:AA:872:A:C8	1:AA:874:G:C8	3.10	0.40
1:AA:1226:C:N4	13:AM:103:LYS:HG3	2.36	0.40
1:AA:1539:C:H4'	21:AU:21:ARG:HB2	2.03	0.40
2:AB:65:GLY:C	2:AB:66:LYS:HD3	2.42	0.40
3:AC:53:SER:HB3	3:AC:115:LEU:HG	2.02	0.40
4:AD:68:LEU:O	4:AD:70:ARG:N	2.55	0.40
5:AE:32:SER:O	5:AE:33:PHE:CG	2.74	0.40
5:AE:136:VAL:HG13	5:AE:137:VAL:H	1.86	0.40
7:AG:68:ASN:C	7:AG:70:ARG:H	2.24	0.40
10:AJ:52:LEU:HA	10:AJ:62:ARG:HG2	2.02	0.40
10:AJ:92:LEU:O	10:AJ:93:ALA:CB	2.69	0.40
11:AK:52:PHE:HB3	11:AK:56:ARG:NH1	2.37	0.40
11:AK:127:ARG:N	21:AU:34:ARG:CZ	2.84	0.40
12:AL:94:ARG:C	12:AL:95:TYR:CD2	2.94	0.40
13:AM:16:VAL:CG1	13:AM:34:LEU:HD13	2.51	0.40
15:AO:55:GLY:O	15:AO:58:ARG:HB3	2.22	0.40
15:AO:89:ARG:NH1	22:BA:714:U:C5	2.89	0.40
16:AP:36:VAL:HG23	16:AP:56:ARG:HB2	2.03	0.40
17:AQ:9:GLN:O	17:AQ:59:VAL:O	2.39	0.40
20:AT:54:MET:HE3	20:AT:58:VAL:HG21	2.04	0.40
20:AT:80:THR:O	20:AT:81:ALA:C	2.59	0.40
22:BA:287:G:N3	22:BA:354:A:C2	2.89	0.40

*Continued on next page...*

*Continued from previous page...*

Atom-1	Atom-2	Interatomic distance (Å)	Clash overlap (Å)
22:BA:580:U:O3'	38:BQ:31:VAL:CG1	2.70	0.40
22:BA:846:U:H1'	22:BA:847:U:C5	2.56	0.40
22:BA:1107:G:C6	22:BA:1108:U:C4	3.09	0.40
22:BA:1131:G:O2'	22:BA:2026:U:H5'	2.21	0.40
22:BA:1362:C:C2'	22:BA:1363:C:H5'	2.52	0.40
22:BA:1383:A:C2	22:BA:1384:A:C2	3.10	0.40
22:BA:1585:C:C2'	22:BA:1586:A:H5'	2.52	0.40
22:BA:1588:G:N3	22:BA:1589:U:C6	2.89	0.40
22:BA:1613:G:O2'	50:B2:3:ARG:HD2	2.22	0.40
22:BA:1637:A:H4'	22:BA:2711:A:O2'	2.22	0.40
22:BA:1687:G:C2	22:BA:1688:U:C4	3.10	0.40
22:BA:2038:G:N7	22:BA:2039:U:C5	2.89	0.40
22:BA:2295:C:H2'	22:BA:2296:U:C6	2.57	0.40
22:BA:2310:C:C2'	22:BA:2311:A:C5'	2.99	0.40
22:BA:2547:A:C8	22:BA:2566:A:C4	3.09	0.40
22:BA:2582:G:C2	22:BA:2583:G:C8	3.09	0.40
22:BA:2591:C:OP2	24:BC:238:ARG:HG3	2.21	0.40
22:BA:2723:C:H2'	22:BA:2724:U:O5'	2.22	0.40
22:BA:2796:U:O4	22:BA:2798:U:C4	2.73	0.40
23:BB:71:C:H2'	23:BB:72:G:O4'	2.20	0.40
24:BC:19:VAL:O	24:BC:19:VAL:HG12	2.22	0.40
27:BF:42:GLU:O	27:BF:44:ILE:HG12	2.20	0.40
27:BF:46:ASP:HB3	27:BF:49:LEU:HB2	2.03	0.40
27:BF:136:ILE:HD12	27:BF:136:ILE:H	1.86	0.40
35:BN:49:GLU:OE2	35:BN:95:THR:HG22	2.22	0.40
36:BO:102:ARG:O	36:BO:105:ALA:HB3	2.21	0.40
41:BT:11:LEU:HD11	41:BT:47:VAL:HG22	2.04	0.40
54:B6:5:MHU:CD1	54:B6:5:MHU:C	3.00	0.40
1:CA:17:U:H2'	1:CA:18:C:H6	1.86	0.40
1:CA:66:A:N3	1:CA:66:A:H2'	2.36	0.40
1:CA:280:C:H4'	1:CA:281:G:OP2	2.20	0.40
1:CA:295:C:C2	1:CA:296:U:C6	3.09	0.40
1:CA:495:A:C4	1:CA:496:A:N7	2.89	0.40
1:CA:778:G:O2'	11:CK:121:CYS:HB3	2.22	0.40
1:CA:1169:A:N1	1:CA:1170:A:C6	2.90	0.40
1:CA:1217:C:OP1	14:CN:5:SER:OG	2.38	0.40
1:CA:1256:A:H5'	1:CA:1258:G:H1'	2.03	0.40
1:CA:1346:A:C8	1:CA:1348:U:C2	3.10	0.40
1:CA:1460:C:N4	1:CA:1461:G:C5	2.90	0.40
2:CB:213:TYR:O	2:CB:217:VAL:HG23	2.21	0.40
4:CD:41:HIS:C	4:CD:43:ALA:H	2.25	0.40

*Continued on next page...*

*Continued from previous page...*

Atom-1	Atom-2	Interatomic distance (Å)	Clash overlap (Å)
5:CE:15:LEU:C	5:CE:15:LEU:CD1	2.90	0.40
5:CE:72:ILE:HD13	5:CE:145:GLU:HG3	2.03	0.40
7:CG:27:VAL:HG23	7:CG:28:ASN:ND2	2.35	0.40
7:CG:33:ASP:CB	7:CG:35:LYS:HE3	2.52	0.40
10:CJ:89:ARG:HB2	10:CJ:89:ARG:NH1	2.36	0.40
11:CK:51:GLY:O	11:CK:52:PHE:CD2	2.75	0.40
11:CK:107:ILE:HD11	11:CK:110:ILE:HG13	2.04	0.40
12:CL:59:ASN:HD22	12:CL:59:ASN:H	1.69	0.40
22:DA:176:A:C5	22:DA:177:G:C6	3.09	0.40
22:DA:190:A:H2'	22:DA:191:A:O4'	2.21	0.40
22:DA:219:A:N3	22:DA:234:U:O2'	2.44	0.40
22:DA:363:G:H2'	22:DA:364:C:H6	1.85	0.40
22:DA:380:G:O3'	45:DX:16:ASN:HB2	2.21	0.40
22:DA:647:G:C6	22:DA:648:G:C5	3.09	0.40
22:DA:742:A:H2'	22:DA:743:A:C8	2.56	0.40
22:DA:806:C:H2'	22:DA:807:U:C6	2.56	0.40
22:DA:983:A:N6	22:DA:984:A:C2	2.90	0.40
22:DA:1045:C:H4'	22:DA:1046:A:H5'	2.03	0.40
22:DA:1166:G:C2	22:DA:1184:U:O2	2.73	0.40
22:DA:1364:G:N3	22:DA:1368:G:C2	2.89	0.40
22:DA:1365:A:N3	22:DA:1365:A:H2'	2.35	0.40
22:DA:1468:U:H2'	22:DA:1522:A:N6	2.36	0.40
22:DA:1585:C:C5	22:DA:1586:A:C5	3.10	0.40
22:DA:1838:C:C2	22:DA:1898:U:C4	3.09	0.40
22:DA:1945:G:C8	22:DA:1945:G:O5'	2.74	0.40
22:DA:2114:A:C2	22:DA:2115:G:O4'	2.75	0.40
22:DA:2536:G:C6	22:DA:2537:U:N3	2.89	0.40
22:DA:2543:G:N1	22:DA:2765:A:C8	2.89	0.40
22:DA:2600:A:H2'	22:DA:2601:C:C6	2.55	0.40
24:DC:2:ALA:HA	24:DC:199:GLU:OE2	2.21	0.40
24:DC:64:ILE:O	24:DC:103:TYR:HB2	2.21	0.40
26:DE:196:VAL:O	26:DE:196:VAL:HG12	2.21	0.40
27:DF:26:MET:O	27:DF:28:VAL:N	2.54	0.40
27:DF:100:PHE:O	27:DF:104:ILE:HG12	2.21	0.40
27:DF:106:ILE:CG1	27:DF:107:ALA:N	2.84	0.40
28:DG:105:LEU:HB2	28:DG:113:VAL:HB	2.03	0.40
28:DG:148:LEU:HA	28:DG:151:TYR:HD1	1.86	0.40
28:DG:176:LYS:O	28:DG:177:LYS:CB	2.69	0.40
31:DJ:3:THR:HG23	31:DJ:4:PHE:N	2.36	0.40
32:DK:31:ARG:HB3	32:DK:32:TYR:CE2	2.57	0.40
40:DS:47:VAL:O	40:DS:47:VAL:CG2	2.69	0.40

*Continued on next page...*

*Continued from previous page...*

Atom-1	Atom-2	Interatomic distance (Å)	Clash overlap (Å)
40:DS:58:ALA:O	40:DS:64:ALA:N	2.54	0.40
45:DX:68:LEU:HA	45:DX:68:LEU:HD23	1.81	0.40
46:DY:36:GLN:O	46:DY:37:LEU:C	2.59	0.40
1:AA:32:A:H2'	1:AA:33:A:C8	2.57	0.40
1:AA:448:A:C5	1:AA:487:A:C2	3.09	0.40
1:AA:545:C:H5'	4:AD:69:GLU:CG	2.51	0.40
1:AA:545:C:H5'	4:AD:69:GLU:HG3	2.03	0.40
1:AA:799:G:H2'	1:AA:800:G:O4'	2.21	0.40
1:AA:929:G:C6	1:AA:930:C:N4	2.90	0.40
1:AA:982:U:C2	1:AA:983:A:N1	2.89	0.40
1:AA:1050:G:C6	1:AA:1209:C:N3	2.90	0.40
1:AA:1118:U:H2'	1:AA:1119:C:C6	2.56	0.40
1:AA:1203:C:C4	1:AA:1204:A:N7	2.90	0.40
1:AA:1242:G:C6	1:AA:1243:C:C4	3.09	0.40
2:AB:49:MET:O	2:AB:53:ALA:CB	2.67	0.40
2:AB:173:ILE:HG23	2:AB:183:VAL:HG11	2.03	0.40
4:AD:53:VAL:CG2	4:AD:54:GLN:N	2.84	0.40
10:AJ:6:ILE:HD12	10:AJ:76:ILE:O	2.21	0.40
11:AK:75:LYS:HB3	22:BA:2140:G:OP1	2.22	0.40
14:AN:4:GLN:O	14:AN:7:LYS:HB2	2.20	0.40
17:AQ:4:LYS:HG3	17:AQ:7:THR:HG23	2.02	0.40
18:AR:36:SER:HA	18:AR:72:ASP:OD2	2.21	0.40
19:AS:40:ILE:HG12	19:AS:71:LEU:HD23	2.03	0.40
20:AT:81:ALA:O	20:AT:82:GLN:C	2.60	0.40
22:BA:28:A:H1'	22:BA:513:A:C2	2.56	0.40
22:BA:223:A:C5	22:BA:422:A:C8	3.10	0.40
22:BA:457:A:O4'	22:BA:459:U:C6	2.75	0.40
22:BA:857:G:C5'	44:BW:69:PHE:CD1	3.05	0.40
22:BA:869:G:C4	22:BA:870:U:C6	3.10	0.40
22:BA:1011:G:C2	22:BA:1151:A:C2	3.10	0.40
22:BA:1085:A:C5	22:BA:1086:A:C6	3.09	0.40
22:BA:1098:A:N7	22:BA:1099:G:O6	2.55	0.40
22:BA:1760:C:H3'	22:BA:1761:C:C6	2.56	0.40
22:BA:1846:G:H2'	22:BA:1847:A:N9	2.36	0.40
22:BA:2018:G:C2	22:BA:2019:A:C4	3.10	0.40
22:BA:2136:G:H2'	22:BA:2137:U:C6	2.56	0.40
22:BA:2644:G:N7	22:BA:2645:G:C6	2.89	0.40
23:BB:73:A:N3	23:BB:73:A:H2'	2.37	0.40
23:BB:78:A:H2'	23:BB:79:G:O4'	2.22	0.40
24:BC:17:VAL:H	24:BC:204:VAL:CG2	2.32	0.40
24:BC:79:GLU:HB2	24:BC:93:LEU:O	2.21	0.40

*Continued on next page...*

*Continued from previous page...*

Atom-1	Atom-2	Interatomic distance (Å)	Clash overlap (Å)
24:BC:267:ILE:HG21	24:BC:270:ARG:HD2	2.04	0.40
26:BE:68:ALA:O	26:BE:69:ARG:C	2.60	0.40
28:BG:11:VAL:O	28:BG:11:VAL:HG23	2.21	0.40
33:BL:64:PHE:HB3	51:B3:25:LYS:HD2	2.03	0.40
34:BM:108:VAL:O	34:BM:109:PRO:C	2.59	0.40
36:BO:18:LEU:HD12	36:BO:23:ALA:HB3	2.04	0.40
41:BT:16:VAL:O	41:BT:17:SER:CB	2.70	0.40
49:B1:34:LEU:N	49:B1:52:ALA:CB	2.84	0.40
1:CA:212:G:C2	1:CA:213:G:C8	3.09	0.40
1:CA:396:C:H2'	1:CA:397:A:H5''	2.03	0.40
1:CA:435:A:C2	1:CA:436:C:H1'	2.56	0.40
1:CA:562:U:OP2	12:CL:14:ARG:CZ	2.69	0.40
1:CA:581:G:N2	1:CA:761:G:C6	2.89	0.40
1:CA:718:A:H5'	11:CK:119:ASN:CG	2.42	0.40
1:CA:782:A:N7	1:CA:783:C:C5	2.89	0.40
1:CA:815:A:N7	1:CA:1509:C:O2'	2.32	0.40
1:CA:976:G:P	1:CA:1358:U:O2'	2.79	0.40
1:CA:1089:G:N2	1:CA:1090:U:H1'	2.36	0.40
1:CA:1108:G:OP1	3:CC:176:HIS:CD2	2.74	0.40
1:CA:1186:G:N2	1:CA:1187:G:H1'	2.37	0.40
1:CA:1243:C:N4	1:CA:1244:G:O6	2.54	0.40
1:CA:1359:C:O2'	1:CA:1361:G:N7	2.46	0.40
1:CA:1360:A:C8	14:CN:58:SER:HB3	2.57	0.40
1:CA:1461:G:C6	1:CA:1462:C:C4	3.10	0.40
1:CA:1521:C:C2	1:CA:1522:U:C6	3.10	0.40
2:CB:68:LEU:HD12	2:CB:158:PRO:HG3	2.03	0.40
4:CD:150:LYS:O	4:CD:152:GLN:OE1	2.40	0.40
5:CE:15:LEU:HA	5:CE:37:THR:HA	2.03	0.40
5:CE:96:MET:HE2	5:CE:115:LEU:HD21	2.03	0.40
10:CJ:36:VAL:HG22	10:CJ:76:ILE:HG12	2.03	0.40
12:CL:39:THR:HA	12:CL:50:ARG:O	2.22	0.40
13:CM:94:GLY:O	13:CM:95:LEU:HG	2.21	0.40
20:CT:60:ARG:O	20:CT:64:LYS:HB2	2.20	0.40
22:DA:77:G:H4'	46:DY:56:LEU:CD2	2.49	0.40
22:DA:90:U:C4	22:DA:91:A:C6	3.10	0.40
22:DA:449:A:C6	22:DA:450:G:C5	3.09	0.40
22:DA:659:G:C5	22:DA:660:C:C4	3.09	0.40
22:DA:949:G:C2	22:DA:969:G:C2	3.10	0.40
22:DA:1088:A:N6	30:DI:135:SER:OG	2.54	0.40
22:DA:1200:C:H2'	22:DA:1201:U:C6	2.57	0.40
22:DA:1441:G:C2	22:DA:1442:U:C4	3.09	0.40

*Continued on next page...*



*Continued from previous page...*

Atom-1	Atom-2	Interatomic distance (Å)	Clash overlap (Å)
22:DA:1596:A:N6	22:DA:1597:A:C6	2.89	0.40
22:DA:2046:G:N1	22:DA:2047:C:C2	2.90	0.40
22:DA:2147:A:N6	22:DA:2148:G:C2	2.89	0.40
22:DA:2151:U:O2'	22:DA:2152:G:H5'	2.21	0.40
22:DA:2305:U:O4'	27:DF:131:GLY:HA3	2.22	0.40
22:DA:2314:A:H4'	27:DF:155:THR:HG21	2.03	0.40
22:DA:2339:C:H2'	22:DA:2340:A:C8	2.57	0.40
22:DA:2550:G:C5	22:DA:2551:C:C4	3.09	0.40
23:DB:23:G:O6	57:DB:304:HOH:O	2.22	0.40
24:DC:35:GLU:O	24:DC:35:GLU:HG3	2.21	0.40
24:DC:202:LEU:HD12	24:DC:202:LEU:HA	1.89	0.40
30:DI:33:VAL:HG22	30:DI:67:PHE:CE2	2.57	0.40
34:DM:53:MET:HE1	34:DM:103:TYR:CB	2.51	0.40
35:DN:85:PRO:C	35:DN:87:PHE:N	2.74	0.40
36:DO:52:SER:HA	36:DO:74:VAL:HG22	2.03	0.40
37:DP:8:LEU:O	37:DP:8:LEU:HD23	2.21	0.40
41:DT:39:THR:O	41:DT:41:ALA:N	2.55	0.40
45:DX:17:ASN:HB2	45:DX:25:THR:O	2.20	0.40
1:AA:52:C:O2'	1:AA:53:A:H5'	2.22	0.40
1:AA:173:U:C2	1:AA:197:A:C2	3.10	0.40
1:AA:402:G:C5	1:AA:403:C:C5	3.09	0.40
1:AA:652:U:C2	1:AA:752:G:N2	2.90	0.40
1:AA:1014:A:H4'	19:AS:14:HIS:ND1	2.37	0.40
1:AA:1048:G:N2	1:AA:1050:G:C5	2.89	0.40
1:AA:1085:U:H5'	1:AA:1094:G:C2	2.57	0.40
1:AA:1403:C:H2'	1:AA:1404:C:C6	2.56	0.40
2:AB:27:MET:HG2	2:AB:189:THR:HA	2.04	0.40
2:AB:54:LEU:H	2:AB:54:LEU:HD22	1.87	0.40
2:AB:96:TRP:CZ2	2:AB:100:MET:HG2	2.56	0.40
2:AB:120:GLN:N	2:AB:123:ASP:HB2	2.36	0.40
2:AB:151:ILE:HG23	2:AB:152:LYS:H	1.85	0.40
3:AC:42:TYR:CZ	3:AC:46:GLU:HG3	2.57	0.40
3:AC:206:GLU:O	3:AC:207:ILE:O	2.38	0.40
4:AD:30:THR:O	4:AD:31:LYS:C	2.58	0.40
9:AI:24:GLY:H	9:AI:61:LEU:HA	1.85	0.40
9:AI:97:GLU:N	9:AI:97:GLU:OE2	2.54	0.40
11:AK:21:ALA:HA	11:AK:34:ILE:HD13	2.03	0.40
13:AM:91:HIS:HA	13:AM:109:ARG:NH2	2.36	0.40
14:AN:28:LYS:HG3	14:AN:29:ALA:N	2.36	0.40
15:AO:63:ARG:CG	15:AO:67:LEU:HD12	2.51	0.40
16:AP:36:VAL:O	16:AP:36:VAL:HG22	2.21	0.40

*Continued on next page...*

Continued from previous page...

Atom-1	Atom-2	Interatomic distance (Å)	Clash overlap (Å)
20:AT:69:LYS:C	20:AT:71:LYS:N	2.74	0.40
22:BA:496:G:O4'	40:BS:61:ASN:ND2	2.54	0.40
22:BA:907:G:C5	22:BA:908:C:C5	3.10	0.40
22:BA:997:G:C4	22:BA:998:C:C5	3.09	0.40
22:BA:1026:G:OP1	22:BA:1134:A:H1'	2.21	0.40
22:BA:1132:U:O2	31:BJ:75:TYR:HB2	2.22	0.40
22:BA:1140:C:O4'	22:BA:1143:A:C2	2.74	0.40
22:BA:1216:G:H2'	22:BA:1217:U:H6	1.86	0.40
22:BA:1301:A:C6	22:BA:1303:G:C4	3.09	0.40
22:BA:1765:U:H3'	22:BA:1765:U:C6	2.56	0.40
22:BA:1856:U:O2'	22:BA:1857:G:H5'	2.21	0.40
22:BA:1891:G:C5	22:BA:1892:C:C4	3.10	0.40
22:BA:1907:G:C8	22:BA:1908:C:C5	3.10	0.40
22:BA:1917:U:N3	22:BA:1918:A:C4	2.89	0.40
22:BA:2151:U:H2'	22:BA:2152:G:N7	2.34	0.40
22:BA:2219:U:H2'	22:BA:2220:U:O4'	2.22	0.40
22:BA:2271:G:C5	22:BA:2272:U:C4	3.10	0.40
22:BA:2355:G:C6	22:BA:2356:U:C4	3.10	0.40
22:BA:2492:U:C2	22:BA:2493:U:C5	3.09	0.40
22:BA:2503:A:H4'	22:BA:2504:U:OP1	2.21	0.40
22:BA:2626:C:H2'	22:BA:2627:G:O5'	2.21	0.40
22:BA:2896:C:C2	22:BA:2897:U:C5	3.09	0.40
23:BB:116:G:C4'	36:BO:54:VAL:HG13	2.49	0.40
29:BH:91:PHE:CG	1:CA:55:A:H1'	2.57	0.40
29:BH:120:GLY:HA2	29:BH:122:LEU:HA	2.04	0.40
30:BI:76:ALA:HB1	30:BI:129:ILE:CG2	2.52	0.40
30:BI:101:ILE:HG21	30:BI:106:LEU:HD12	2.02	0.40
31:BJ:32:LEU:HD23	31:BJ:32:LEU:HA	1.81	0.40
34:BM:47:GLU:O	34:BM:48:ALA:C	2.60	0.40
39:BR:39:LEU:CA	39:BR:49:ILE:HG23	2.51	0.40
39:BR:50:GLY:C	39:BR:51:VAL:O	2.59	0.40
41:BT:2:ILE:CA	41:BT:3:ARG:C	2.89	0.40
1:CA:182:A:O2'	1:CA:183:C:H2'	2.21	0.40
1:CA:197:A:C6	1:CA:221:C:H4'	2.56	0.40
1:CA:243:A:C2	1:CA:245:U:C4	3.10	0.40
1:CA:356:A:H2'	1:CA:357:G:O4'	2.21	0.40
1:CA:499:A:N6	1:CA:547:A:C8	2.89	0.40
1:CA:747:A:C5	1:CA:748:G:N7	2.89	0.40
1:CA:811:C:N4	1:CA:812:G:C6	2.89	0.40
1:CA:836:G:C5	1:CA:837:U:C5	3.10	0.40
1:CA:1348:U:H4'	9:CI:122:ARG:HG3	2.03	0.40

Continued on next page...

*Continued from previous page...*

Atom-1	Atom-2	Interatomic distance (Å)	Clash overlap (Å)
1:CA:1388:C:H2'	1:CA:1389:C:C6	2.57	0.40
1:CA:1421:G:C2	1:CA:1422:G:C5	3.10	0.40
2:CB:24:ASN:C	2:CB:26:LYS:N	2.75	0.40
2:CB:47:VAL:O	2:CB:50:PHE:HD2	2.05	0.40
3:CC:181:ASP:OD2	3:CC:204:LYS:HB2	2.22	0.40
4:CD:29:ASP:O	4:CD:31:LYS:CE	2.70	0.40
4:CD:29:ASP:C	4:CD:31:LYS:N	2.70	0.40
6:CF:6:ILE:CG2	6:CF:7:VAL:N	2.84	0.40
6:CF:74:LEU:O	6:CF:77:THR:N	2.51	0.40
7:CG:133:THR:HA	7:CG:136:LYS:HB3	2.04	0.40
10:CJ:28:THR:HG21	10:CJ:90:LEU:HD12	2.04	0.40
11:CK:125:LYS:HA	21:CU:35:ARG:HG3	2.02	0.40
13:CM:95:LEU:HD22	13:CM:102:THR:HG21	2.03	0.40
17:CQ:17:MET:HE2	17:CQ:20:SER:O	2.21	0.40
17:CQ:52:GLU:HG2	17:CQ:53:CYS:H	1.86	0.40
17:CQ:56:GLY:HA3	17:CQ:83:VAL:CG2	2.52	0.40
18:CR:20:GLU:O	18:CR:21:ILE:C	2.59	0.40
18:CR:26:ILE:HA	18:CR:29:LEU:HB2	2.04	0.40
19:CS:36:ARG:HB3	19:CS:72:GLY:CA	2.51	0.40
19:CS:40:ILE:HA	19:CS:44:MET:SD	2.61	0.40
20:CT:3:ASN:O	20:CT:4:ILE:C	2.59	0.40
20:CT:64:LYS:HE3	20:CT:64:LYS:O	2.22	0.40
22:DA:45:G:H2'	22:DA:215:G:N7	2.37	0.40
22:DA:46:G:N1	22:DA:47:C:C4	2.90	0.40
22:DA:402:A:H2'	22:DA:403:U:H5'	2.02	0.40
22:DA:686:U:H2'	22:DA:788:A:C2	2.56	0.40
22:DA:691:C:H2'	22:DA:692:C:H6	1.86	0.40
22:DA:777:G:N3	22:DA:778:G:C8	2.90	0.40
22:DA:792:A:N3	22:DA:2072:C:O2'	2.36	0.40
22:DA:875:G:N2	22:DA:903:C:C2	2.89	0.40
22:DA:921:C:H2'	22:DA:922:C:C6	2.57	0.40
22:DA:1062:G:N1	22:DA:1077:A:C2	2.90	0.40
22:DA:1359:A:C8	22:DA:1360:G:C8	3.09	0.40
22:DA:1710:G:O2'	22:DA:1711:A:H5'	2.21	0.40
22:DA:1965:C:H3'	22:DA:1966:A:H8	1.87	0.40
22:DA:2250:G:H8	22:DA:2250:G:O5'	2.04	0.40
22:DA:2304:G:C2	22:DA:2313:C:N3	2.89	0.40
22:DA:2400:G:H2'	22:DA:2401:U:O4'	2.21	0.40
22:DA:2502:G:H5''	22:DA:2503:A:O5'	2.21	0.40
22:DA:2531:A:C5'	28:DG:157:TYR:CZ	3.04	0.40
22:DA:2856:A:N6	22:DA:2857:G:C6	2.89	0.40

*Continued on next page...*

Continued from previous page...

Atom-1	Atom-2	Interatomic distance (Å)	Clash overlap (Å)
24:DC:72:ASP:O	24:DC:74:ILE:N	2.54	0.40
26:DE:114:ARG:HE	26:DE:114:ARG:HB2	1.68	0.40
29:DH:77:THR:HA	29:DH:143:ILE:O	2.22	0.40
30:DI:103:ARG:O	30:DI:107:GLN:HB2	2.21	0.40
31:DJ:78:THR:OG1	31:DJ:83:GLY:HA3	2.22	0.40
31:DJ:111:LYS:O	31:DJ:111:LYS:HG3	2.22	0.40
32:DK:87:LEU:HD22	32:DK:92:GLU:HG3	2.04	0.40
33:DL:111:ILE:C	33:DL:131:ALA:HB2	2.42	0.40
37:DP:46:VAL:HG12	37:DP:47:VAL:N	2.37	0.40
37:DP:114:LEU:HG	37:DP:114:LEU:O	2.21	0.40
39:DR:49:ILE:O	39:DR:50:GLY:C	2.59	0.40
41:DT:23:ALA:O	41:DT:27:SER:HB3	2.21	0.40

All (4) symmetry-related close contacts are listed below. The label for Atom-2 includes the symmetry operator and encoded unit-cell translations to be applied.

Atom-1	Atom-2	Interatomic distance (Å)	Clash overlap (Å)
1:AA:368:U:OP2	29:DH:123:ARG:NE[4_455]	1.78	0.42
1:AA:368:U:OP1	29:DH:93:SER:OG[4_455]	1.93	0.27
1:AA:368:U:OP2	29:DH:123:ARG:NH2[4_455]	2.03	0.17
1:AA:368:U:OP2	29:DH:123:ARG:CZ[4_455]	2.07	0.13

## 5.3 Torsion angles [\(i\)](#)

### 5.3.1 Protein backbone [\(i\)](#)

In the following table, the Percentiles column shows the percent Ramachandran outliers of the chain as a percentile score with respect to all X-ray entries followed by that with respect to entries of similar resolution.

The Analysed column shows the number of residues for which the backbone conformation was analysed, and the total number of residues.

Mol	Chain	Analysed	Favoured	Allowed	Outliers	Percentiles
2	AB	216/218 (99%)	135 (62%)	36 (17%)	45 (21%)	<b>0</b> <b>0</b>
2	CB	216/218 (99%)	143 (66%)	36 (17%)	37 (17%)	<b>0</b> <b>0</b>
3	AC	204/206 (99%)	142 (70%)	42 (21%)	20 (10%)	<b>0</b> <b>2</b>
3	CC	204/206 (99%)	145 (71%)	41 (20%)	18 (9%)	<b>1</b> <b>3</b>

Continued on next page...

Continued from previous page...

Mol	Chain	Analysed	Favoured	Allowed	Outliers	Percentiles	
4	AD	203/205 (99%)	133 (66%)	36 (18%)	34 (17%)	0	0
4	CD	203/205 (99%)	129 (64%)	48 (24%)	26 (13%)	0	1
5	AE	148/150 (99%)	98 (66%)	33 (22%)	17 (12%)	0	2
5	CE	148/150 (99%)	96 (65%)	29 (20%)	23 (16%)	0	1
6	AF	98/100 (98%)	61 (62%)	19 (19%)	18 (18%)	0	0
6	CF	98/100 (98%)	64 (65%)	18 (18%)	16 (16%)	0	1
7	AG	149/151 (99%)	110 (74%)	27 (18%)	12 (8%)	1	4
7	CG	149/151 (99%)	120 (80%)	21 (14%)	8 (5%)	2	11
8	AH	127/129 (98%)	80 (63%)	29 (23%)	18 (14%)	0	1
8	CH	127/129 (98%)	100 (79%)	19 (15%)	8 (6%)	1	7
9	AI	125/127 (98%)	90 (72%)	24 (19%)	11 (9%)	1	3
9	CI	125/127 (98%)	89 (71%)	27 (22%)	9 (7%)	1	5
10	AJ	96/98 (98%)	68 (71%)	7 (7%)	21 (22%)	0	0
10	CJ	96/98 (98%)	69 (72%)	18 (19%)	9 (9%)	0	3
11	AK	115/117 (98%)	83 (72%)	17 (15%)	15 (13%)	0	1
11	CK	115/117 (98%)	77 (67%)	28 (24%)	10 (9%)	1	3
12	AL	121/123 (98%)	92 (76%)	19 (16%)	10 (8%)	1	4
12	CL	121/123 (98%)	89 (74%)	17 (14%)	15 (12%)	0	1
13	AM	112/114 (98%)	79 (70%)	22 (20%)	11 (10%)	0	2
13	CM	112/114 (98%)	86 (77%)	15 (13%)	11 (10%)	0	2
14	AN	92/100 (92%)	57 (62%)	20 (22%)	15 (16%)	0	1
14	CN	92/100 (92%)	59 (64%)	20 (22%)	13 (14%)	0	1
15	AO	86/88 (98%)	60 (70%)	21 (24%)	5 (6%)	1	10
15	CO	86/88 (98%)	65 (76%)	18 (21%)	3 (4%)	3	20
16	AP	80/82 (98%)	52 (65%)	16 (20%)	12 (15%)	0	1
16	CP	80/82 (98%)	54 (68%)	20 (25%)	6 (8%)	1	5
17	AQ	78/80 (98%)	52 (67%)	16 (20%)	10 (13%)	0	1
17	CQ	78/80 (98%)	55 (70%)	13 (17%)	10 (13%)	0	1
18	AR	53/55 (96%)	40 (76%)	12 (23%)	1 (2%)	8	36
18	CR	53/55 (96%)	45 (85%)	4 (8%)	4 (8%)	1	5
19	AS	77/79 (98%)	52 (68%)	19 (25%)	6 (8%)	1	4

Continued on next page...

*Continued from previous page...*

Mol	Chain	Analysed	Favoured	Allowed	Outliers	Percentiles	
19	CS	77/79 (98%)	59 (77%)	14 (18%)	4 (5%)	2	12
20	AT	83/85 (98%)	51 (61%)	23 (28%)	9 (11%)	0	2
20	CT	83/85 (98%)	66 (80%)	11 (13%)	6 (7%)	1	5
21	AU	49/51 (96%)	23 (47%)	18 (37%)	8 (16%)	0	1
21	CU	49/51 (96%)	25 (51%)	10 (20%)	14 (29%)	0	0
24	BC	269/271 (99%)	208 (77%)	49 (18%)	12 (4%)	2	14
24	DC	269/271 (99%)	206 (77%)	42 (16%)	21 (8%)	1	4
25	BD	207/209 (99%)	176 (85%)	22 (11%)	9 (4%)	2	15
25	DD	207/209 (99%)	175 (84%)	24 (12%)	8 (4%)	3	17
26	BE	199/201 (99%)	164 (82%)	26 (13%)	9 (4%)	2	14
26	DE	199/201 (99%)	160 (80%)	27 (14%)	12 (6%)	1	9
27	BF	175/177 (99%)	136 (78%)	24 (14%)	15 (9%)	1	3
27	DF	175/177 (99%)	141 (81%)	23 (13%)	11 (6%)	1	7
28	BG	174/176 (99%)	146 (84%)	20 (12%)	8 (5%)	2	14
28	DG	174/176 (99%)	132 (76%)	33 (19%)	9 (5%)	2	12
29	BH	147/149 (99%)	89 (60%)	37 (25%)	21 (14%)	0	1
29	DH	147/149 (99%)	100 (68%)	32 (22%)	15 (10%)	0	2
30	BI	139/141 (99%)	79 (57%)	34 (24%)	26 (19%)	0	0
30	DI	139/141 (99%)	79 (57%)	42 (30%)	18 (13%)	0	1
31	BJ	140/142 (99%)	120 (86%)	17 (12%)	3 (2%)	7	33
31	DJ	140/142 (99%)	116 (83%)	18 (13%)	6 (4%)	2	15
32	BK	120/122 (98%)	94 (78%)	15 (12%)	11 (9%)	1	3
32	DK	120/122 (98%)	96 (80%)	14 (12%)	10 (8%)	1	4
33	BL	141/143 (99%)	108 (77%)	23 (16%)	10 (7%)	1	5
33	DL	141/143 (99%)	104 (74%)	28 (20%)	9 (6%)	1	7
34	BM	134/136 (98%)	114 (85%)	16 (12%)	4 (3%)	4	24
34	DM	134/136 (98%)	115 (86%)	13 (10%)	6 (4%)	2	14
35	BN	118/120 (98%)	97 (82%)	18 (15%)	3 (2%)	5	28
35	DN	118/120 (98%)	94 (80%)	16 (14%)	8 (7%)	1	6
36	BO	114/116 (98%)	87 (76%)	22 (19%)	5 (4%)	2	15
36	DO	114/116 (98%)	97 (85%)	15 (13%)	2 (2%)	8	37

*Continued on next page...*

Continued from previous page...

Mol	Chain	Analysed	Favoured	Allowed	Outliers	Percentiles	
37	BP	112/114 (98%)	97 (87%)	10 (9%)	5 (4%)	2	14
37	DP	112/114 (98%)	86 (77%)	19 (17%)	7 (6%)	1	7
38	BQ	115/117 (98%)	96 (84%)	15 (13%)	4 (4%)	3	20
38	DQ	115/117 (98%)	105 (91%)	9 (8%)	1 (1%)	17	55
39	BR	101/103 (98%)	89 (88%)	5 (5%)	7 (7%)	1	6
39	DR	101/103 (98%)	77 (76%)	17 (17%)	7 (7%)	1	6
40	BS	108/110 (98%)	91 (84%)	11 (10%)	6 (6%)	2	10
40	DS	108/110 (98%)	87 (81%)	14 (13%)	7 (6%)	1	7
41	BT	91/93 (98%)	69 (76%)	13 (14%)	9 (10%)	0	2
41	DT	91/93 (98%)	62 (68%)	19 (21%)	10 (11%)	0	2
42	BU	100/102 (98%)	75 (75%)	17 (17%)	8 (8%)	1	4
42	DU	100/102 (98%)	72 (72%)	15 (15%)	13 (13%)	0	1
43	BV	92/94 (98%)	83 (90%)	9 (10%)	0	100	100
43	DV	92/94 (98%)	76 (83%)	12 (13%)	4 (4%)	2	15
44	BW	74/76 (97%)	65 (88%)	9 (12%)	0	100	100
44	DW	73/76 (96%)	58 (80%)	10 (14%)	5 (7%)	1	6
45	BX	75/77 (97%)	64 (85%)	7 (9%)	4 (5%)	2	11
45	DX	75/77 (97%)	56 (75%)	15 (20%)	4 (5%)	2	11
46	BY	61/63 (97%)	38 (62%)	13 (21%)	10 (16%)	0	1
46	DY	61/63 (97%)	44 (72%)	11 (18%)	6 (10%)	0	2
47	BZ	56/58 (97%)	49 (88%)	4 (7%)	3 (5%)	2	11
47	DZ	56/58 (97%)	48 (86%)	5 (9%)	3 (5%)	2	11
48	B0	54/56 (96%)	42 (78%)	7 (13%)	5 (9%)	0	3
48	D0	54/56 (96%)	42 (78%)	8 (15%)	4 (7%)	1	5
49	B1	48/50 (96%)	39 (81%)	4 (8%)	5 (10%)	0	2
49	D1	48/50 (96%)	39 (81%)	6 (12%)	3 (6%)	1	7
50	B2	44/46 (96%)	36 (82%)	6 (14%)	2 (4%)	2	14
50	D2	44/46 (96%)	37 (84%)	4 (9%)	3 (7%)	1	6
51	B3	62/64 (97%)	51 (82%)	9 (14%)	2 (3%)	4	22
51	D3	62/64 (97%)	50 (81%)	9 (14%)	3 (5%)	2	13
52	B4	36/38 (95%)	33 (92%)	3 (8%)	0	100	100

Continued on next page...

*Continued from previous page...*

Mol	Chain	Analysed	Favoured	Allowed	Outliers	Percentiles	
52	D4	36/38 (95%)	29 (81%)	6 (17%)	1 (3%)	5	25
53	B5	183/228 (80%)	100 (55%)	53 (29%)	30 (16%)	0	1
54	B6	2/7 (29%)	2 (100%)	0	0	100	100
54	D6	2/7 (29%)	1 (50%)	0	1 (50%)	0	0
All	All	11422/11686 (98%)	8514 (74%)	1907 (17%)	1001 (9%)	1	3

All (1001) Ramachandran outliers are listed below:

Mol	Chain	Res	Type
2	AB	22	TYR
2	AB	64	LYS
2	AB	68	LEU
2	AB	73	LYS
2	AB	75	ALA
2	AB	76	ALA
2	AB	107	VAL
2	AB	120	GLN
2	AB	129	LEU
2	AB	134	ALA
2	AB	148	LEU
2	AB	152	LYS
2	AB	170	HIS
2	AB	183	VAL
2	AB	188	ASP
2	AB	201	PRO
2	AB	203	ASN
2	AB	207	ILE
2	AB	212	LEU
3	AC	15	VAL
3	AC	18	TRP
3	AC	26	THR
3	AC	101	ILE
3	AC	140	ASN
4	AD	23	SER
4	AD	24	GLY
4	AD	29	ASP
4	AD	33	LYS
4	AD	34	ILE
4	AD	35	GLU
4	AD	47	ARG
4	AD	85	ASN

*Continued on next page...*



*Continued from previous page...*

<b>Mol</b>	<b>Chain</b>	<b>Res</b>	<b>Type</b>
4	AD	126	ASN
4	AD	134	SER
4	AD	151	LYS
4	AD	153	SER
4	AD	160	GLU
4	AD	168	PRO
4	AD	169	THR
4	AD	191	LEU
4	AD	192	SER
5	AE	26	LYS
5	AE	75	ALA
5	AE	76	LEU
5	AE	77	ASN
5	AE	100	SER
5	AE	105	ILE
5	AE	122	ASN
5	AE	138	ARG
6	AF	7	VAL
6	AF	91	ARG
6	AF	92	THR
7	AG	15	ASP
7	AG	51	ALA
7	AG	56	LYS
7	AG	130	ASN
8	AH	3	MET
8	AH	54	ASP
8	AH	67	GLN
9	AI	72	ILE
9	AI	91	ASP
10	AJ	33	GLY
10	AJ	34	ALA
10	AJ	57	VAL
10	AJ	61	ALA
10	AJ	93	ALA
10	AJ	101	SER
11	AK	41	ALA
11	AK	52	PHE
11	AK	56	ARG
11	AK	73	ALA
11	AK	121	CYS
12	AL	24	LEU
12	AL	25	GLU

*Continued on next page...*

*Continued from previous page...*

<b>Mol</b>	<b>Chain</b>	<b>Res</b>	<b>Type</b>
12	AL	44	LYS
12	AL	58	THR
12	AL	89	ASP
12	AL	123	LYS
13	AM	4	ILE
13	AM	12	HIS
13	AM	100	GLN
14	AN	28	LYS
14	AN	34	VAL
14	AN	52	PRO
14	AN	61	ARG
14	AN	62	ASN
14	AN	64	CYS
14	AN	92	GLU
14	AN	98	LYS
16	AP	11	ALA
16	AP	53	ASP
17	AQ	18	GLU
17	AQ	51	ASN
19	AS	6	LYS
19	AS	29	LYS
19	AS	65	GLU
20	AT	5	LYS
20	AT	6	SER
20	AT	68	HIS
20	AT	70	ASN
21	AU	10	GLU
21	AU	24	GLU
21	AU	36	GLU
21	AU	40	LYS
24	BC	122	ALA
24	BC	169	GLY
24	BC	210	ALA
24	BC	236	GLU
24	BC	244	PRO
25	BD	40	LEU
25	BD	41	ALA
25	BD	86	GLU
25	BD	152	PRO
26	BE	62	GLN
26	BE	67	ARG
26	BE	86	ALA

*Continued on next page...*

*Continued from previous page...*

<b>Mol</b>	<b>Chain</b>	<b>Res</b>	<b>Type</b>
26	BE	161	ALA
27	BF	3	LYS
27	BF	41	GLY
27	BF	42	GLU
27	BF	53	ALA
27	BF	176	PRO
28	BG	119	ALA
29	BH	10	ALA
29	BH	34	GLY
29	BH	53	GLU
29	BH	87	GLU
29	BH	90	LEU
29	BH	118	PRO
29	BH	121	VAL
29	BH	140	ALA
30	BI	19	ASN
30	BI	45	LYS
30	BI	58	VAL
30	BI	60	THR
30	BI	63	ALA
30	BI	117	MET
30	BI	134	ARG
32	BK	35	VAL
32	BK	91	SER
32	BK	109	SER
33	BL	15	ALA
33	BL	68	SER
33	BL	94	THR
33	BL	115	GLU
34	BM	69	PRO
34	BM	81	ARG
35	BN	2	ARG
36	BO	87	ILE
36	BO	88	LYS
36	BO	95	SER
37	BP	94	LYS
37	BP	111	LYS
38	BQ	25	TYR
39	BR	49	ILE
39	BR	51	VAL
39	BR	53	PHE
40	BS	19	LEU

*Continued on next page...*

*Continued from previous page...*

<b>Mol</b>	<b>Chain</b>	<b>Res</b>	<b>Type</b>
40	BS	57	ASN
40	BS	64	ALA
41	BT	72	GLN
41	BT	89	GLU
42	BU	17	LYS
42	BU	40	ASN
42	BU	100	SER
45	BX	60	ASP
45	BX	64	ILE
46	BY	22	LEU
46	BY	24	GLU
46	BY	36	GLN
47	BZ	52	SER
48	B0	9	THR
48	B0	18	SER
48	B0	56	ALA
49	B1	28	ARG
50	B2	44	VAL
51	B3	28	ASN
53	B5	53	ARG
53	B5	62	THR
53	B5	134	PRO
53	B5	141	PRO
53	B5	154	ILE
53	B5	174	ALA
53	B5	175	PRO
53	B5	185	LYS
53	B5	205	ALA
53	B5	210	LEU
53	B5	221	PRO
2	CB	16	PHE
2	CB	36	ASN
2	CB	73	LYS
2	CB	74	ARG
2	CB	76	ALA
2	CB	87	CYS
2	CB	103	ASN
2	CB	120	GLN
2	CB	124	GLY
2	CB	126	PHE
2	CB	170	HIS
2	CB	193	PRO

*Continued on next page...*

*Continued from previous page...*

<b>Mol</b>	<b>Chain</b>	<b>Res</b>	<b>Type</b>
2	CB	207	ILE
2	CB	220	THR
2	CB	222	ARG
3	CC	82	GLU
3	CC	127	ARG
3	CC	146	ALA
3	CC	166	GLU
4	CD	17	THR
4	CD	27	ALA
4	CD	34	ILE
4	CD	35	GLU
4	CD	42	GLY
4	CD	47	ARG
5	CE	45	ARG
5	CE	99	ALA
5	CE	101	GLU
5	CE	103	THR
5	CE	111	MET
5	CE	123	VAL
5	CE	138	ARG
5	CE	158	GLY
6	CF	15	SER
6	CF	55	HIS
6	CF	56	LYS
6	CF	86	ARG
6	CF	91	ARG
6	CF	92	THR
6	CF	93	LYS
6	CF	98	GLU
7	CG	56	LYS
7	CG	140	ASP
7	CG	146	GLU
9	CI	41	ARG
9	CI	120	LYS
10	CJ	17	LEU
10	CJ	35	GLN
10	CJ	57	VAL
10	CJ	92	LEU
11	CK	52	PHE
11	CK	91	PRO
11	CK	92	GLY
11	CK	127	ARG

*Continued on next page...*

*Continued from previous page...*

<b>Mol</b>	<b>Chain</b>	<b>Res</b>	<b>Type</b>
12	CL	17	ALA
12	CL	34	CYS
12	CL	76	GLU
12	CL	78	SER
12	CL	89	ASP
12	CL	117	TYR
13	CM	7	ILE
13	CM	11	ASP
13	CM	41	GLU
14	CN	11	VAL
14	CN	22	ALA
14	CN	52	PRO
16	CP	31	ARG
16	CP	44	SER
17	CQ	5	ILE
17	CQ	51	ASN
17	CQ	52	GLU
17	CQ	53	CYS
18	CR	21	ILE
18	CR	47	THR
19	CS	5	LEU
20	CT	4	ILE
20	CT	6	SER
21	CU	9	ASN
21	CU	12	PHE
21	CU	36	GLU
21	CU	40	LYS
24	DC	10	SER
24	DC	29	PRO
24	DC	35	GLU
24	DC	58	HIS
24	DC	71	LYS
25	DD	98	VAL
25	DD	104	VAL
25	DD	105	LYS
25	DD	152	PRO
26	DE	83	VAL
26	DE	86	ALA
27	DF	9	LYS
27	DF	123	ASP
27	DF	176	PRO
28	DG	61	GLY

*Continued on next page...*

*Continued from previous page...*

<b>Mol</b>	<b>Chain</b>	<b>Res</b>	<b>Type</b>
28	DG	159	GLY
29	DH	3	VAL
29	DH	10	ALA
29	DH	33	GLN
29	DH	35	LYS
29	DH	41	LYS
29	DH	53	GLU
29	DH	54	LEU
29	DH	83	LYS
29	DH	109	GLU
30	DI	7	ALA
30	DI	106	LEU
31	DJ	81	ILE
32	DK	35	VAL
32	DK	108	ARG
34	DM	3	GLN
34	DM	69	PRO
35	DN	104	ALA
35	DN	106	ASP
35	DN	118	ARG
35	DN	119	SER
36	DO	34	HIS
36	DO	116	GLN
37	DP	66	ASN
39	DR	102	SER
40	DS	62	ASP
41	DT	18	GLU
41	DT	39	THR
41	DT	77	ARG
41	DT	88	LYS
42	DU	7	ARG
42	DU	53	ASN
42	DU	89	ASP
44	DW	17	GLU
45	DX	62	LYS
46	DY	61	ALA
47	DZ	4	THR
47	DZ	14	ILE
50	D2	44	VAL
50	D2	45	SER
2	AB	16	PHE
2	AB	21	ARG

*Continued on next page...*

*Continued from previous page...*

<b>Mol</b>	<b>Chain</b>	<b>Res</b>	<b>Type</b>
2	AB	38	VAL
2	AB	53	ALA
2	AB	83	ALA
2	AB	87	CYS
2	AB	116	ASP
2	AB	117	LEU
2	AB	124	GLY
2	AB	126	PHE
2	AB	133	GLU
2	AB	202	GLY
2	AB	220	THR
3	AC	17	PRO
3	AC	61	ALA
3	AC	141	ALA
3	AC	206	GLU
4	AD	7	PRO
4	AD	32	CYS
4	AD	101	VAL
4	AD	167	LYS
4	AD	175	ALA
4	AD	193	ALA
4	AD	198	HIS
5	AE	12	GLN
5	AE	78	ASN
5	AE	90	THR
5	AE	110	ALA
5	AE	157	ARG
6	AF	6	ILE
6	AF	56	LYS
6	AF	68	GLN
6	AF	69	GLU
6	AF	85	ILE
7	AG	69	VAL
7	AG	81	GLY
7	AG	96	ARG
7	AG	100	ALA
8	AH	34	VAL
8	AH	48	ASP
8	AH	57	PRO
8	AH	96	MET
9	AI	41	ARG
9	AI	44	ALA

*Continued on next page...*



*Continued from previous page...*

<b>Mol</b>	<b>Chain</b>	<b>Res</b>	<b>Type</b>
9	AI	50	GLN
9	AI	116	VAL
10	AJ	35	GLN
10	AJ	38	GLY
10	AJ	74	VAL
11	AK	55	SER
11	AK	72	ASP
11	AK	92	GLY
11	AK	127	ARG
12	AL	85	GLY
13	AM	11	ASP
13	AM	67	GLY
13	AM	107	ARG
14	AN	4	GLN
14	AN	47	LYS
14	AN	53	ARG
16	AP	46	LYS
16	AP	68	SER
16	AP	77	GLU
17	AQ	13	VAL
17	AQ	69	LYS
17	AQ	70	THR
17	AQ	82	ALA
18	AR	66	SER
19	AS	76	PRO
20	AT	4	ILE
21	AU	37	PHE
24	BC	37	ASN
24	BC	261	LYS
26	BE	11	ALA
27	BF	21	ASN
27	BF	110	ARG
27	BF	175	PHE
28	BG	39	ASP
29	BH	3	VAL
29	BH	11	ASN
29	BH	14	SER
29	BH	15	LEU
29	BH	66	ASN
29	BH	119	ASN
30	BI	6	GLN
30	BI	24	VAL

*Continued on next page...*

*Continued from previous page...*

<b>Mol</b>	<b>Chain</b>	<b>Res</b>	<b>Type</b>
30	BI	65	ARG
30	BI	83	ALA
30	BI	84	ALA
30	BI	98	VAL
31	BJ	81	ILE
32	BK	110	GLU
33	BL	69	ARG
33	BL	114	GLY
34	BM	58	LYS
36	BO	61	GLN
36	BO	68	LYS
37	BP	35	GLY
37	BP	105	GLY
38	BQ	7	GLY
39	BR	52	PRO
39	BR	55	ASP
40	BS	65	ASP
41	BT	18	GLU
41	BT	25	GLU
41	BT	52	GLU
41	BT	71	GLY
41	BT	88	LYS
42	BU	7	ARG
42	BU	8	ASP
42	BU	98	SER
45	BX	3	ARG
45	BX	61	LYS
46	BY	14	LEU
46	BY	23	ARG
46	BY	35	GLY
46	BY	57	LEU
48	B0	55	ILE
49	B1	52	ALA
53	B5	36	ALA
53	B5	86	GLU
53	B5	90	ALA
53	B5	106	ASP
53	B5	126	SER
53	B5	136	GLY
53	B5	217	THR
2	CB	35	ARG
2	CB	96	TRP

*Continued on next page...*

*Continued from previous page...*

<b>Mol</b>	<b>Chain</b>	<b>Res</b>	<b>Type</b>
2	CB	98	GLY
2	CB	100	MET
2	CB	141	LEU
2	CB	194	ASP
3	CC	12	LEU
3	CC	84	VAL
3	CC	103	ILE
3	CC	175	LEU
4	CD	10	LYS
4	CD	26	ARG
4	CD	32	CYS
4	CD	33	LYS
4	CD	36	GLN
4	CD	43	ALA
4	CD	174	ASP
4	CD	175	ALA
5	CE	70	ASN
5	CE	98	PRO
5	CE	100	SER
5	CE	102	GLY
5	CE	122	ASN
5	CE	150	PRO
5	CE	151	GLU
5	CE	155	ALA
6	CF	14	GLN
6	CF	63	ASN
7	CG	12	ILE
7	CG	57	SER
7	CG	130	ASN
8	CH	67	GLN
8	CH	75	ILE
8	CH	89	LYS
9	CI	42	GLU
9	CI	91	ASP
9	CI	129	LYS
10	CJ	36	VAL
10	CJ	38	GLY
10	CJ	41	PRO
12	CL	77	HIS
12	CL	123	LYS
13	CM	114	LYS
14	CN	31	ILE

*Continued on next page...*

*Continued from previous page...*

<b>Mol</b>	<b>Chain</b>	<b>Res</b>	<b>Type</b>
14	CN	32	SER
14	CN	62	ASN
16	CP	10	GLY
16	CP	33	ILE
16	CP	80	LYS
17	CQ	17	MET
17	CQ	82	ALA
18	CR	26	ILE
20	CT	69	LYS
21	CU	13	ASP
21	CU	16	LEU
21	CU	24	GLU
24	DC	36	LYS
24	DC	218	PRO
24	DC	238	ARG
24	DC	239	ASN
24	DC	255	LYS
25	DD	43	ASP
26	DE	24	ASN
26	DE	61	ARG
26	DE	144	GLU
27	DF	21	ASN
28	DG	92	VAL
29	DH	31	VAL
29	DH	77	THR
29	DH	118	PRO
30	DI	13	VAL
30	DI	72	LYS
30	DI	93	PRO
30	DI	101	ILE
30	DI	102	SER
30	DI	115	ALA
31	DJ	6	ALA
31	DJ	43	GLU
32	DK	92	GLU
32	DK	120	PRO
33	DL	42	SER
33	DL	44	GLY
33	DL	111	ILE
35	DN	2	ARG
35	DN	88	ALA
37	DP	80	VAL

*Continued on next page...*

*Continued from previous page...*

<b>Mol</b>	<b>Chain</b>	<b>Res</b>	<b>Type</b>
37	DP	105	GLY
39	DR	31	GLU
39	DR	50	GLY
40	DS	29	VAL
40	DS	63	GLY
40	DS	67	ASP
40	DS	74	ILE
41	DT	37	ASP
42	DU	19	LYS
42	DU	57	GLY
42	DU	98	SER
42	DU	100	SER
43	DV	93	ARG
44	DW	28	GLY
44	DW	35	SER
44	DW	49	ALA
45	DX	3	ARG
46	DY	37	LEU
46	DY	57	LEU
48	D0	55	ILE
49	D1	5	ILE
51	D3	51	SER
2	AB	13	GLY
2	AB	52	GLU
2	AB	97	LEU
2	AB	194	ASP
3	AC	139	GLN
3	AC	146	ALA
4	AD	26	ARG
4	AD	133	ALA
5	AE	45	ARG
6	AF	41	ASP
6	AF	42	TRP
6	AF	95	ALA
8	AH	31	LYS
8	AH	50	LYS
8	AH	88	ARG
8	AH	97	ALA
9	AI	88	MET
10	AJ	29	ALA
10	AJ	32	THR
10	AJ	41	PRO

*Continued on next page...*

*Continued from previous page...*

<b>Mol</b>	<b>Chain</b>	<b>Res</b>	<b>Type</b>
11	AK	14	LYS
11	AK	126	LYS
12	AL	86	ARG
12	AL	118	GLY
13	AM	47	GLU
13	AM	114	LYS
16	AP	49	GLY
16	AP	65	ALA
16	AP	80	LYS
19	AS	4	SER
20	AT	20	HIS
20	AT	44	LYS
20	AT	75	HIS
21	AU	11	PRO
21	AU	31	GLU
21	AU	38	TYR
24	BC	262	ARG
26	BE	44	ARG
27	BF	71	ARG
27	BF	73	SER
27	BF	134	GLU
29	BH	9	VAL
29	BH	30	LEU
29	BH	85	GLY
29	BH	93	SER
29	BH	105	ALA
30	BI	72	LYS
30	BI	90	SER
31	BJ	39	LYS
32	BK	69	VAL
32	BK	72	PRO
32	BK	108	ARG
32	BK	119	ALA
35	BN	119	SER
37	BP	114	LEU
39	BR	31	GLU
40	BS	22	ASP
40	BS	56	ALA
41	BT	17	SER
46	BY	37	LEU
47	BZ	22	ALA
48	B0	38	HIS

*Continued on next page...*

*Continued from previous page...*

<b>Mol</b>	<b>Chain</b>	<b>Res</b>	<b>Type</b>
51	B3	31	HIS
53	B5	183	PRO
53	B5	215	VAL
2	CB	59	LYS
2	CB	75	ALA
2	CB	82	ASP
2	CB	86	SER
2	CB	129	LEU
3	CC	61	ALA
3	CC	80	LYS
3	CC	89	LYS
3	CC	101	ILE
3	CC	191	THR
4	CD	56	ARG
4	CD	165	ARG
4	CD	182	PHE
4	CD	189	SER
4	CD	192	SER
5	CE	143	GLY
6	CF	13	ASP
6	CF	17	GLN
7	CG	126	ASP
8	CH	22	LYS
8	CH	31	LYS
8	CH	35	ALA
13	CM	25	VAL
14	CN	34	VAL
14	CN	42	TRP
14	CN	53	ARG
15	CO	46	HIS
16	CP	77	GLU
17	CQ	20	SER
19	CS	6	LYS
21	CU	10	GLU
21	CU	37	PHE
21	CU	46	LYS
21	CU	52	ALA
21	CU	53	VAL
24	DC	25	HIS
25	DD	57	ALA
25	DD	114	LYS
26	DE	6	LYS

*Continued on next page...*

*Continued from previous page...*

<b>Mol</b>	<b>Chain</b>	<b>Res</b>	<b>Type</b>
26	DE	57	LYS
27	DF	27	GLN
27	DF	103	LEU
28	DG	8	PRO
29	DH	16	GLY
29	DH	40	THR
30	DI	84	ALA
30	DI	90	SER
32	DK	110	GLU
33	DL	4	ASN
34	DM	59	ARG
35	DN	3	HIS
37	DP	111	LYS
38	DQ	87	SER
39	DR	70	GLU
40	DS	65	ASP
41	DT	24	MET
41	DT	40	LYS
41	DT	50	LEU
41	DT	72	GLN
42	DU	9	ASP
42	DU	55	PRO
42	DU	56	GLY
45	DX	42	SER
48	D0	56	ALA
49	D1	52	ALA
52	D4	20	ASP
2	AB	96	TRP
2	AB	143	LYS
2	AB	193	PRO
3	AC	27	LYS
3	AC	80	LYS
3	AC	166	GLU
3	AC	168	TYR
4	AD	25	VAL
4	AD	49	SER
4	AD	156	LYS
6	AF	15	SER
6	AF	38	ARG
6	AF	54	LEU
6	AF	63	ASN
6	AF	88	MET

*Continued on next page...*



*Continued from previous page...*

<b>Mol</b>	<b>Chain</b>	<b>Res</b>	<b>Type</b>
7	AG	50	LEU
7	AG	113	ASP
9	AI	57	MET
10	AJ	17	LEU
10	AJ	36	VAL
10	AJ	42	LEU
10	AJ	58	ASN
10	AJ	75	ASP
10	AJ	91	ASP
10	AJ	92	LEU
11	AK	36	ASP
13	AM	65	VAL
14	AN	49	GLN
14	AN	65	ARG
14	AN	81	ARG
15	AO	3	LEU
15	AO	47	LYS
19	AS	30	PRO
20	AT	21	ASN
24	BC	71	LYS
25	BD	127	PHE
26	BE	6	LYS
26	BE	8	ALA
29	BH	83	LYS
30	BI	31	GLN
30	BI	75	PRO
30	BI	106	LEU
30	BI	126	THR
31	BJ	25	LEU
32	BK	93	GLN
33	BL	12	SER
35	BN	118	ARG
38	BQ	75	SER
38	BQ	102	ASP
47	BZ	14	ILE
49	B1	5	ILE
49	B1	51	GLU
53	B5	133	GLY
2	CB	17	GLY
2	CB	19	GLN
2	CB	34	ALA
2	CB	104	TRP

*Continued on next page...*

*Continued from previous page...*

<b>Mol</b>	<b>Chain</b>	<b>Res</b>	<b>Type</b>
2	CB	140	GLU
3	CC	17	PRO
4	CD	16	GLY
4	CD	69	GLU
5	CE	24	THR
5	CE	126	LYS
5	CE	133	PRO
6	CF	53	LYS
9	CI	10	GLY
9	CI	45	ARG
9	CI	55	VAL
9	CI	128	SER
11	CK	15	GLN
11	CK	41	ALA
11	CK	93	ARG
11	CK	99	ALA
12	CL	43	LYS
13	CM	10	PRO
13	CM	47	GLU
14	CN	21	PHE
14	CN	59	ARG
15	CO	18	ASP
15	CO	47	LYS
17	CQ	48	ASP
18	CR	25	ASP
20	CT	20	HIS
20	CT	41	ALA
21	CU	11	PRO
24	DC	46	ASN
24	DC	48	ARG
24	DC	205	LEU
24	DC	240	PHE
24	DC	253	LYS
24	DC	262	ARG
26	DE	7	ASP
26	DE	122	GLU
26	DE	139	LYS
26	DE	151	GLY
27	DF	174	ASP
28	DG	12	PRO
29	DH	9	VAL
30	DI	9	VAL

*Continued on next page...*

*Continued from previous page...*

<b>Mol</b>	<b>Chain</b>	<b>Res</b>	<b>Type</b>
30	DI	65	ARG
30	DI	86	ILE
32	DK	93	GLN
32	DK	118	LEU
33	DL	29	LYS
33	DL	69	ARG
35	DN	70	THR
37	DP	114	LEU
39	DR	53	PHE
41	DT	73	ARG
44	DW	29	GLU
46	DY	12	GLU
47	DZ	30	ARG
48	D0	45	ALA
51	D3	52	LYS
54	D6	4	PRO
2	AB	19	GLN
2	AB	147	SER
2	AB	210	VAL
2	AB	224	GLY
3	AC	66	VAL
3	AC	127	ARG
4	AD	69	GLU
4	AD	102	VAL
4	AD	116	GLN
4	AD	125	VAL
4	AD	197	GLU
5	AE	24	THR
5	AE	156	LYS
8	AH	14	ILE
8	AH	25	VAL
8	AH	104	VAL
9	AI	23	PRO
10	AJ	43	PRO
10	AJ	62	ARG
11	AK	119	ASN
11	AK	124	PRO
13	AM	10	PRO
15	AO	25	THR
15	AO	26	GLU
16	AP	10	GLY
16	AP	16	PHE

*Continued on next page...*

*Continued from previous page...*

<b>Mol</b>	<b>Chain</b>	<b>Res</b>	<b>Type</b>
16	AP	47	GLU
16	AP	57	ILE
17	AQ	12	VAL
24	BC	124	ILE
25	BD	142	VAL
26	BE	5	LEU
27	BF	43	ALA
27	BF	51	ASP
27	BF	164	GLU
28	BG	82	GLY
28	BG	152	ARG
30	BI	3	LYS
30	BI	7	ALA
30	BI	52	GLY
30	BI	102	SER
30	BI	113	LYS
32	BK	111	LYS
39	BR	50	GLY
42	BU	52	LEU
46	BY	17	GLU
49	B1	23	THR
50	B2	2	LYS
53	B5	51	ASP
53	B5	65	LEU
53	B5	73	VAL
53	B5	181	PHE
2	CB	72	THR
2	CB	136	MET
4	CD	74	ASN
4	CD	167	LYS
5	CE	12	GLN
5	CE	57	PRO
5	CE	113	ALA
6	CF	26	THR
6	CF	27	ALA
6	CF	94	HIS
12	CL	4	VAL
12	CL	15	LYS
14	CN	3	LYS
14	CN	92	GLU
17	CQ	59	VAL
19	CS	28	LYS

*Continued on next page...*

*Continued from previous page...*

<b>Mol</b>	<b>Chain</b>	<b>Res</b>	<b>Type</b>
19	CS	45	ILE
20	CT	25	ARG
21	CU	23	CYS
24	DC	66	ASP
25	DD	101	PHE
27	DF	149	VAL
27	DF	177	PHE
28	DG	111	HIS
28	DG	119	ALA
30	DI	15	ALA
33	DL	17	LYS
33	DL	115	GLU
37	DP	94	LYS
39	DR	7	SER
40	DS	64	ALA
42	DU	37	GLU
43	DV	81	PRO
46	DY	6	LEU
48	D0	27	SER
49	D1	16	GLY
51	D3	47	LYS
2	AB	128	LYS
3	AC	3	GLN
3	AC	47	LEU
6	AF	12	PRO
6	AF	60	VAL
8	AH	21	ASN
12	AL	121	ARG
15	AO	73	LYS
17	AQ	32	PRO
25	BD	102	ALA
28	BG	12	PRO
28	BG	175	LYS
29	BH	120	GLY
30	BI	21	SER
30	BI	101	ILE
32	BK	60	ALA
33	BL	86	GLU
53	B5	202	PRO
2	CB	64	LYS
3	CC	28	GLU
3	CC	66	VAL

*Continued on next page...*

*Continued from previous page...*

<b>Mol</b>	<b>Chain</b>	<b>Res</b>	<b>Type</b>
4	CD	14	ARG
4	CD	85	ASN
10	CJ	42	LEU
11	CK	101	ASN
12	CL	44	LYS
13	CM	5	ALA
13	CM	6	GLY
13	CM	94	GLY
26	DE	129	PRO
27	DF	175	PHE
30	DI	22	PRO
31	DJ	127	GLY
32	DK	48	PRO
33	DL	79	LEU
34	DM	58	LYS
42	DU	52	LEU
42	DU	58	ILE
43	DV	79	ARG
45	DX	66	THR
46	DY	46	VAL
7	AG	12	ILE
8	AH	75	ILE
9	AI	24	GLY
14	AN	69	ARG
28	BG	61	GLY
28	BG	154	PRO
53	B5	146	VAL
2	CB	149	GLY
4	CD	61	VAL
11	CK	104	GLY
2	AB	182	PRO
9	AI	51	PRO
24	BC	231	PRO
25	BD	104	VAL
34	BM	15	GLY
53	B5	104	ILE
53	B5	162	ILE
12	CL	8	VAL
12	CL	22	PRO
13	CM	24	GLY
27	DF	79	ILE
30	DI	74	PRO

*Continued on next page...*

*Continued from previous page...*

<b>Mol</b>	<b>Chain</b>	<b>Res</b>	<b>Type</b>
32	DK	72	PRO
34	DM	57	VAL
11	AK	91	PRO
13	AM	112	PRO
17	AQ	33	ILE
24	BC	196	GLY
27	BF	146	VAL
33	BL	130	GLY
41	BT	2	ILE
46	BY	46	VAL
53	B5	213	VAL
2	CB	13	GLY
3	CC	14	ILE
3	CC	64	ILE
7	CG	16	PRO
8	CH	34	VAL
24	DC	41	GLY
24	DC	228	VAL
28	DG	154	PRO
30	DI	19	ASN
31	DJ	8	PRO
43	DV	84	PRO
50	D2	38	GLY
5	AE	51	GLY
8	AH	78	VAL
8	AH	103	VAL
17	AQ	25	ILE
25	BD	2	ILE
33	BL	88	GLY
42	BU	50	PRO
2	CB	25	PRO
8	CH	78	VAL
12	CL	80	ILE
17	CQ	13	VAL
24	DC	172	VAL
31	DJ	46	PRO
34	DM	125	PRO
37	DP	84	ILE
3	AC	159	GLY
7	AG	14	PRO
10	CJ	79	PRO
28	DG	17	VAL

*Continued on next page...*

*Continued from previous page...*

Mol	Chain	Res	Type
30	DI	89	GLY
32	DK	101	GLY
39	DR	8	GLY

### 5.3.2 Protein sidechains [i](#)

In the following table, the Percentiles column shows the percent sidechain outliers of the chain as a percentile score with respect to all X-ray entries followed by that with respect to entries of similar resolution.

The Analysed column shows the number of residues for which the sidechain conformation was analysed, and the total number of residues.

Mol	Chain	Analysed	Rotameric	Outliers	Percentiles	
2	AB	180/180 (100%)	125 (69%)	55 (31%)	0	1
2	CB	180/180 (100%)	126 (70%)	54 (30%)	0	1
3	AC	170/170 (100%)	137 (81%)	33 (19%)	1	7
3	CC	170/170 (100%)	130 (76%)	40 (24%)	1	3
4	AD	172/172 (100%)	128 (74%)	44 (26%)	0	3
4	CD	172/172 (100%)	140 (81%)	32 (19%)	1	8
5	AE	113/113 (100%)	85 (75%)	28 (25%)	0	3
5	CE	113/113 (100%)	83 (74%)	30 (26%)	0	2
6	AF	87/87 (100%)	63 (72%)	24 (28%)	0	2
6	CF	87/87 (100%)	58 (67%)	29 (33%)	0	1
7	AG	124/124 (100%)	88 (71%)	36 (29%)	0	2
7	CG	124/124 (100%)	92 (74%)	32 (26%)	0	2
8	AH	104/104 (100%)	80 (77%)	24 (23%)	1	4
8	CH	104/104 (100%)	79 (76%)	25 (24%)	0	3
9	AI	105/105 (100%)	73 (70%)	32 (30%)	0	1
9	CI	105/105 (100%)	73 (70%)	32 (30%)	0	1
10	AJ	86/86 (100%)	61 (71%)	25 (29%)	0	2
10	CJ	86/86 (100%)	70 (81%)	16 (19%)	1	8
11	AK	90/90 (100%)	70 (78%)	20 (22%)	1	4
11	CK	90/90 (100%)	67 (74%)	23 (26%)	0	3
12	AL	103/103 (100%)	78 (76%)	25 (24%)	0	3

*Continued on next page...*



*Continued from previous page...*

Mol	Chain	Analysed	Rotameric	Outliers	Percentiles	
12	CL	103/103 (100%)	78 (76%)	25 (24%)	0	3
13	AM	92/92 (100%)	65 (71%)	27 (29%)	0	2
13	CM	92/92 (100%)	69 (75%)	23 (25%)	0	3
14	AN	79/83 (95%)	63 (80%)	16 (20%)	1	6
14	CN	79/83 (95%)	69 (87%)	10 (13%)	4	19
15	AO	75/76 (99%)	61 (81%)	14 (19%)	1	8
15	CO	75/76 (99%)	64 (85%)	11 (15%)	3	15
16	AP	65/65 (100%)	50 (77%)	15 (23%)	1	4
16	CP	65/65 (100%)	52 (80%)	13 (20%)	1	7
17	AQ	74/74 (100%)	50 (68%)	24 (32%)	0	1
17	CQ	74/74 (100%)	54 (73%)	20 (27%)	0	2
18	AR	48/48 (100%)	40 (83%)	8 (17%)	2	11
18	CR	48/48 (100%)	43 (90%)	5 (10%)	7	27
19	AS	70/70 (100%)	59 (84%)	11 (16%)	2	13
19	CS	70/70 (100%)	53 (76%)	17 (24%)	0	3
20	AT	65/65 (100%)	49 (75%)	16 (25%)	0	3
20	CT	65/65 (100%)	49 (75%)	16 (25%)	0	3
21	AU	44/44 (100%)	29 (66%)	15 (34%)	0	1
21	CU	44/44 (100%)	29 (66%)	15 (34%)	0	1
24	BC	216/216 (100%)	182 (84%)	34 (16%)	2	13
24	DC	216/216 (100%)	189 (88%)	27 (12%)	4	20
25	BD	164/164 (100%)	145 (88%)	19 (12%)	5	23
25	DD	164/164 (100%)	145 (88%)	19 (12%)	5	23
26	BE	165/165 (100%)	137 (83%)	28 (17%)	2	10
26	DE	165/165 (100%)	131 (79%)	34 (21%)	1	6
27	BF	148/148 (100%)	121 (82%)	27 (18%)	1	9
27	DF	148/148 (100%)	116 (78%)	32 (22%)	1	5
28	BG	137/137 (100%)	118 (86%)	19 (14%)	3	16
28	DG	137/137 (100%)	119 (87%)	18 (13%)	4	18
29	BH	114/114 (100%)	88 (77%)	26 (23%)	1	4
29	DH	114/114 (100%)	88 (77%)	26 (23%)	1	4

*Continued on next page...*

*Continued from previous page...*

Mol	Chain	Analysed	Rotameric	Outliers	Percentiles	
30	BI	109/109 (100%)	80 (73%)	29 (27%)	0	2
30	DI	109/109 (100%)	85 (78%)	24 (22%)	1	4
31	BJ	116/116 (100%)	106 (91%)	10 (9%)	10	37
31	DJ	116/116 (100%)	103 (89%)	13 (11%)	6	24
32	BK	103/103 (100%)	90 (87%)	13 (13%)	4	20
32	DK	103/103 (100%)	93 (90%)	10 (10%)	8	31
33	BL	102/102 (100%)	86 (84%)	16 (16%)	2	13
33	DL	102/102 (100%)	80 (78%)	22 (22%)	1	5
34	BM	109/109 (100%)	92 (84%)	17 (16%)	2	13
34	DM	109/109 (100%)	93 (85%)	16 (15%)	3	15
35	BN	100/100 (100%)	83 (83%)	17 (17%)	2	10
35	DN	100/100 (100%)	77 (77%)	23 (23%)	1	4
36	BO	86/86 (100%)	63 (73%)	23 (27%)	0	2
36	DO	86/86 (100%)	71 (83%)	15 (17%)	2	10
37	BP	99/99 (100%)	84 (85%)	15 (15%)	3	14
37	DP	99/99 (100%)	83 (84%)	16 (16%)	2	12
38	BQ	89/89 (100%)	75 (84%)	14 (16%)	2	13
38	DQ	89/89 (100%)	76 (85%)	13 (15%)	3	15
39	BR	84/84 (100%)	69 (82%)	15 (18%)	2	9
39	DR	84/84 (100%)	73 (87%)	11 (13%)	4	18
40	BS	93/93 (100%)	75 (81%)	18 (19%)	1	7
40	DS	93/93 (100%)	80 (86%)	13 (14%)	3	16
41	BT	80/80 (100%)	68 (85%)	12 (15%)	3	14
41	DT	80/80 (100%)	64 (80%)	16 (20%)	1	7
42	BU	83/83 (100%)	66 (80%)	17 (20%)	1	6
42	DU	83/83 (100%)	60 (72%)	23 (28%)	0	2
43	BV	78/78 (100%)	62 (80%)	16 (20%)	1	6
43	DV	78/78 (100%)	67 (86%)	11 (14%)	3	16
44	BW	57/58 (98%)	50 (88%)	7 (12%)	4	21
44	DW	56/58 (97%)	51 (91%)	5 (9%)	9	35
45	BX	67/67 (100%)	56 (84%)	11 (16%)	2	11

*Continued on next page...*

*Continued from previous page...*

Mol	Chain	Analysed	Rotameric	Outliers	Percentiles	
45	DX	67/67 (100%)	57 (85%)	10 (15%)	3	14
46	BY	55/55 (100%)	47 (86%)	8 (14%)	3	15
46	DY	55/55 (100%)	45 (82%)	10 (18%)	1	9
47	BZ	48/48 (100%)	42 (88%)	6 (12%)	4	20
47	DZ	48/48 (100%)	35 (73%)	13 (27%)	0	2
48	B0	47/47 (100%)	40 (85%)	7 (15%)	3	14
48	D0	47/47 (100%)	43 (92%)	4 (8%)	10	38
49	B1	45/45 (100%)	37 (82%)	8 (18%)	2	9
49	D1	45/45 (100%)	39 (87%)	6 (13%)	4	17
50	B2	38/38 (100%)	33 (87%)	5 (13%)	4	18
50	D2	38/38 (100%)	32 (84%)	6 (16%)	2	12
51	B3	51/51 (100%)	40 (78%)	11 (22%)	1	5
51	D3	51/51 (100%)	47 (92%)	4 (8%)	12	42
52	B4	34/34 (100%)	29 (85%)	5 (15%)	3	15
52	D4	34/34 (100%)	29 (85%)	5 (15%)	3	15
53	B5	61/180 (34%)	47 (77%)	14 (23%)	1	4
54	B6	2/2 (100%)	2 (100%)	0	100	100
54	D6	2/2 (100%)	2 (100%)	0	100	100
All	All	9390/9522 (99%)	7518 (80%)	1872 (20%)	1	7

All (1872) residues with a non-rotameric sidechain are listed below:

Mol	Chain	Res	Type
2	AB	10	LEU
2	AB	14	VAL
2	AB	15	HIS
2	AB	19	GLN
2	AB	21	ARG
2	AB	27	MET
2	AB	31	ILE
2	AB	32	PHE
2	AB	39	HIS
2	AB	41	ILE
2	AB	43	LEU
2	AB	46	THR
2	AB	50	PHE

*Continued on next page...*

*Continued from previous page...*

<b>Mol</b>	<b>Chain</b>	<b>Res</b>	<b>Type</b>
2	AB	52	GLU
2	AB	56	GLU
2	AB	64	LYS
2	AB	66	LYS
2	AB	68	LEU
2	AB	70	VAL
2	AB	82	ASP
2	AB	85	LEU
2	AB	88	ASP
2	AB	89	GLN
2	AB	91	PHE
2	AB	93	ASN
2	AB	101	LEU
2	AB	102	THR
2	AB	108	ARG
2	AB	111	ILE
2	AB	112	LYS
2	AB	117	LEU
2	AB	121	SER
2	AB	126	PHE
2	AB	129	LEU
2	AB	130	THR
2	AB	132	LYS
2	AB	133	GLU
2	AB	136	MET
2	AB	137	ARG
2	AB	140	GLU
2	AB	143	LYS
2	AB	144	LEU
2	AB	151	ILE
2	AB	161	LEU
2	AB	163	VAL
2	AB	184	PHE
2	AB	186	ILE
2	AB	188	ASP
2	AB	199	VAL
2	AB	205	ASP
2	AB	207	ILE
2	AB	208	ARG
2	AB	220	THR
2	AB	225	ARG
2	AB	226	SER

*Continued on next page...*

*Continued from previous page...*

<b>Mol</b>	<b>Chain</b>	<b>Res</b>	<b>Type</b>
3	AC	3	GLN
3	AC	14	ILE
3	AC	15	VAL
3	AC	16	LYS
3	AC	18	TRP
3	AC	26	THR
3	AC	27	LYS
3	AC	33	LEU
3	AC	37	PHE
3	AC	38	LYS
3	AC	52	VAL
3	AC	55	ILE
3	AC	58	GLU
3	AC	59	ARG
3	AC	62	LYS
3	AC	69	HIS
3	AC	82	GLU
3	AC	86	LYS
3	AC	93	ASP
3	AC	103	ILE
3	AC	107	ARG
3	AC	119	SER
3	AC	121	THR
3	AC	127	ARG
3	AC	131	ARG
3	AC	140	ASN
3	AC	142	MET
3	AC	144	LEU
3	AC	157	LEU
3	AC	162	ILE
3	AC	167	TRP
3	AC	168	TYR
3	AC	185	ASN
4	AD	3	ARG
4	AD	5	LEU
4	AD	13	ARG
4	AD	23	SER
4	AD	31	LYS
4	AD	32	CYS
4	AD	34	ILE
4	AD	35	GLU
4	AD	44	ARG

*Continued on next page...*

*Continued from previous page...*

<b>Mol</b>	<b>Chain</b>	<b>Res</b>	<b>Type</b>
4	AD	48	LEU
4	AD	49	SER
4	AD	56	ARG
4	AD	58	LYS
4	AD	63	ARG
4	AD	70	ARG
4	AD	83	LYS
4	AD	90	LEU
4	AD	93	LEU
4	AD	98	LEU
4	AD	103	TYR
4	AD	104	ARG
4	AD	110	THR
4	AD	111	ARG
4	AD	116	GLN
4	AD	121	LYS
4	AD	123	ILE
4	AD	128	ARG
4	AD	132	ILE
4	AD	134	SER
4	AD	143	VAL
4	AD	144	SER
4	AD	145	ILE
4	AD	152	GLN
4	AD	161	LEU
4	AD	163	GLU
4	AD	164	GLN
4	AD	167	LYS
4	AD	177	LYS
4	AD	178	MET
4	AD	190	ASP
4	AD	195	ILE
4	AD	196	ASN
4	AD	197	GLU
4	AD	206	LYS
5	AE	10	GLU
5	AE	15	LEU
5	AE	19	ASN
5	AE	21	VAL
5	AE	26	LYS
5	AE	29	ARG
5	AE	32	SER

*Continued on next page...*

*Continued from previous page...*

<b>Mol</b>	<b>Chain</b>	<b>Res</b>	<b>Type</b>
5	AE	46	VAL
5	AE	60	ILE
5	AE	69	ARG
5	AE	72	ILE
5	AE	74	VAL
5	AE	83	HIS
5	AE	93	ARG
5	AE	101	GLU
5	AE	105	ILE
5	AE	114	VAL
5	AE	115	LEU
5	AE	116	GLU
5	AE	122	ASN
5	AE	123	VAL
5	AE	124	LEU
5	AE	131	THR
5	AE	134	ILE
5	AE	136	VAL
5	AE	137	VAL
5	AE	142	ASP
5	AE	149	SER
6	AF	5	GLU
6	AF	14	GLN
6	AF	15	SER
6	AF	16	GLU
6	AF	17	GLN
6	AF	24	ARG
6	AF	35	LYS
6	AF	39	LEU
6	AF	51	ILE
6	AF	52	ASN
6	AF	53	LYS
6	AF	54	LEU
6	AF	55	HIS
6	AF	62	MET
6	AF	63	ASN
6	AF	69	GLU
6	AF	77	THR
6	AF	82	ASP
6	AF	86	ARG
6	AF	87	SER
6	AF	90	MET

*Continued on next page...*

*Continued from previous page...*

<b>Mol</b>	<b>Chain</b>	<b>Res</b>	<b>Type</b>
6	AF	93	LYS
6	AF	96	VAL
6	AF	97	THR
7	AG	4	ARG
7	AG	6	VAL
7	AG	7	ILE
7	AG	9	GLN
7	AG	13	LEU
7	AG	23	LEU
7	AG	32	VAL
7	AG	36	LYS
7	AG	37	SER
7	AG	41	SER
7	AG	43	VAL
7	AG	47	LEU
7	AG	48	GLU
7	AG	49	THR
7	AG	52	GLN
7	AG	56	LYS
7	AG	59	LEU
7	AG	62	PHE
7	AG	63	GLU
7	AG	70	ARG
7	AG	75	VAL
7	AG	76	LYS
7	AG	78	ARG
7	AG	79	ARG
7	AG	80	VAL
7	AG	83	SER
7	AG	89	VAL
7	AG	95	ARG
7	AG	113	ASP
7	AG	120	LEU
7	AG	124	LEU
7	AG	135	VAL
7	AG	136	LYS
7	AG	141	VAL
7	AG	142	HIS
7	AG	144	MET
8	AH	13	ARG
8	AH	15	ARG
8	AH	22	LYS

*Continued on next page...*



*Continued from previous page...*

<b>Mol</b>	<b>Chain</b>	<b>Res</b>	<b>Type</b>
8	AH	26	THR
8	AH	31	LYS
8	AH	32	LEU
8	AH	36	ILE
8	AH	42	GLU
8	AH	47	GLU
8	AH	49	PHE
8	AH	59	LEU
8	AH	64	LYS
8	AH	74	SER
8	AH	80	ARG
8	AH	83	LEU
8	AH	89	LYS
8	AH	90	ASP
8	AH	99	LEU
8	AH	104	VAL
8	AH	108	LYS
8	AH	111	MET
8	AH	121	LEU
8	AH	125	ILE
8	AH	129	VAL
9	AI	7	TYR
9	AI	11	ARG
9	AI	12	ARG
9	AI	22	LYS
9	AI	30	ILE
9	AI	33	ARG
9	AI	36	GLU
9	AI	43	THR
9	AI	46	MET
9	AI	48	VAL
9	AI	49	ARG
9	AI	55	VAL
9	AI	57	MET
9	AI	61	LEU
9	AI	63	LEU
9	AI	65	ILE
9	AI	68	LYS
9	AI	85	ARG
9	AI	89	GLU
9	AI	90	TYR
9	AI	94	LEU

*Continued on next page...*

*Continued from previous page...*

<b>Mol</b>	<b>Chain</b>	<b>Res</b>	<b>Type</b>
9	AI	96	SER
9	AI	97	GLU
9	AI	99	ARG
9	AI	111	VAL
9	AI	114	LYS
9	AI	115	LYS
9	AI	119	ARG
9	AI	120	LYS
9	AI	127	PHE
9	AI	129	LYS
9	AI	130	ARG
10	AJ	5	ARG
10	AJ	6	ILE
10	AJ	8	ILE
10	AJ	11	LYS
10	AJ	15	HIS
10	AJ	25	ILE
10	AJ	27	GLU
10	AJ	28	THR
10	AJ	44	THR
10	AJ	52	LEU
10	AJ	53	ILE
10	AJ	59	LYS
10	AJ	63	ASP
10	AJ	66	GLU
10	AJ	69	THR
10	AJ	71	LEU
10	AJ	73	LEU
10	AJ	80	THR
10	AJ	83	THR
10	AJ	84	VAL
10	AJ	87	LEU
10	AJ	89	ARG
10	AJ	91	ASP
10	AJ	92	LEU
10	AJ	101	SER
11	AK	14	LYS
11	AK	17	SER
11	AK	23	ILE
11	AK	31	ILE
11	AK	32	VAL
11	AK	38	GLN

*Continued on next page...*

*Continued from previous page...*

<b>Mol</b>	<b>Chain</b>	<b>Res</b>	<b>Type</b>
11	AK	52	PHE
11	AK	65	VAL
11	AK	74	VAL
11	AK	76	GLU
11	AK	81	ASN
11	AK	82	LEU
11	AK	83	GLU
11	AK	97	ILE
11	AK	100	LEU
11	AK	107	ILE
11	AK	111	THR
11	AK	126	LYS
11	AK	127	ARG
11	AK	128	ARG
12	AL	4	VAL
12	AL	10	LYS
12	AL	16	VAL
12	AL	21	VAL
12	AL	25	GLU
12	AL	29	GLN
12	AL	41	THR
12	AL	44	LYS
12	AL	51	LYS
12	AL	54	ARG
12	AL	57	LEU
12	AL	58	THR
12	AL	62	GLU
12	AL	64	THR
12	AL	72	HIS
12	AL	74	LEU
12	AL	82	ILE
12	AL	86	ARG
12	AL	88	LYS
12	AL	89	ASP
12	AL	102	LEU
12	AL	104	CYS
12	AL	105	SER
12	AL	116	LYS
12	AL	121	ARG
13	AM	3	ARG
13	AM	4	ILE
13	AM	7	ILE

*Continued on next page...*

*Continued from previous page...*

<b>Mol</b>	<b>Chain</b>	<b>Res</b>	<b>Type</b>
13	AM	8	ASN
13	AM	11	ASP
13	AM	13	LYS
13	AM	16	VAL
13	AM	19	LEU
13	AM	21	SER
13	AM	25	VAL
13	AM	27	LYS
13	AM	29	ARG
13	AM	34	LEU
13	AM	48	LEU
13	AM	55	THR
13	AM	59	GLU
13	AM	63	PHE
13	AM	66	GLU
13	AM	68	ASP
13	AM	71	ARG
13	AM	72	GLU
13	AM	79	ARG
13	AM	87	ARG
13	AM	101	ARG
13	AM	104	THR
13	AM	107	ARG
13	AM	108	THR
14	AN	7	LYS
14	AN	26	GLU
14	AN	28	LYS
14	AN	41	ARG
14	AN	46	LEU
14	AN	49	GLN
14	AN	51	LEU
14	AN	59	ARG
14	AN	62	ASN
14	AN	63	ARG
14	AN	67	THR
14	AN	80	SER
14	AN	81	ARG
14	AN	84	VAL
14	AN	85	ARG
14	AN	89	MET
15	AO	11	ILE
15	AO	17	ARG

*Continued on next page...*

*Continued from previous page...*

<b>Mol</b>	<b>Chain</b>	<b>Res</b>	<b>Type</b>
15	AO	31	LEU
15	AO	35	GLN
15	AO	39	LEU
15	AO	40	GLN
15	AO	57	LEU
15	AO	67	LEU
15	AO	70	LEU
15	AO	75	VAL
15	AO	79	THR
15	AO	83	GLU
15	AO	85	LEU
15	AO	87	LEU
16	AP	1	MET
16	AP	2	VAL
16	AP	6	LEU
16	AP	8	ARG
16	AP	18	GLN
16	AP	20	VAL
16	AP	31	ARG
16	AP	33	ILE
16	AP	46	LYS
16	AP	51	ARG
16	AP	67	ILE
16	AP	70	ARG
16	AP	75	ILE
16	AP	78	VAL
16	AP	80	LYS
17	AQ	4	LYS
17	AQ	11	ARG
17	AQ	13	VAL
17	AQ	16	LYS
17	AQ	17	MET
17	AQ	21	ILE
17	AQ	27	ARG
17	AQ	28	PHE
17	AQ	29	VAL
17	AQ	38	ILE
17	AQ	44	LEU
17	AQ	50	ASN
17	AQ	51	ASN
17	AQ	52	GLU
17	AQ	53	CYS

*Continued on next page...*

*Continued from previous page...*

<b>Mol</b>	<b>Chain</b>	<b>Res</b>	<b>Type</b>
17	AQ	55	ILE
17	AQ	57	ASP
17	AQ	63	GLU
17	AQ	69	LYS
17	AQ	71	LYS
17	AQ	75	LEU
17	AQ	76	VAL
17	AQ	81	LYS
17	AQ	83	VAL
18	AR	25	ASP
18	AR	29	LEU
18	AR	30	LYS
18	AR	34	THR
18	AR	43	ARG
18	AR	48	ARG
18	AR	55	LEU
18	AR	71	THR
19	AS	6	LYS
19	AS	15	LEU
19	AS	21	LYS
19	AS	33	THR
19	AS	41	PHE
19	AS	55	ARG
19	AS	56	GLN
19	AS	58	VAL
19	AS	63	THR
19	AS	65	GLU
19	AS	71	LEU
20	AT	5	LYS
20	AT	6	SER
20	AT	8	LYS
20	AT	10	ARG
20	AT	12	ILE
20	AT	15	GLU
20	AT	27	MET
20	AT	29	ARG
20	AT	30	THR
20	AT	34	LYS
20	AT	36	TYR
20	AT	54	MET
20	AT	69	LYS
20	AT	70	ASN

*Continued on next page...*

*Continued from previous page...*

<b>Mol</b>	<b>Chain</b>	<b>Res</b>	<b>Type</b>
20	AT	74	ARG
20	AT	76	LYS
21	AU	5	LYS
21	AU	9	ASN
21	AU	10	GLU
21	AU	12	PHE
21	AU	16	LEU
21	AU	18	ARG
21	AU	19	PHE
21	AU	20	LYS
21	AU	28	VAL
21	AU	33	ARG
21	AU	34	ARG
21	AU	37	PHE
21	AU	44	GLU
21	AU	53	VAL
21	AU	54	LYS
24	BC	3	VAL
24	BC	5	LYS
24	BC	14	ARG
24	BC	18	LYS
24	BC	24	LEU
24	BC	35	GLU
24	BC	38	SER
24	BC	39	LYS
24	BC	63	ARG
24	BC	64	ILE
24	BC	71	LYS
24	BC	86	ASN
24	BC	97	LYS
24	BC	105	LEU
24	BC	111	LYS
24	BC	121	ASP
24	BC	125	LYS
24	BC	135	ILE
24	BC	156	ARG
24	BC	164	ILE
24	BC	167	ARG
24	BC	174	LEU
24	BC	177	ARG
24	BC	181	MET
24	BC	182	ARG

*Continued on next page...*

*Continued from previous page...*

<b>Mol</b>	<b>Chain</b>	<b>Res</b>	<b>Type</b>
24	BC	187	ASP
24	BC	199	GLU
24	BC	200	HIS
24	BC	207	LYS
24	BC	213	TRP
24	BC	244	PRO
24	BC	245	VAL
24	BC	248	TRP
24	BC	265	LYS
25	BD	8	LYS
25	BD	12	THR
25	BD	16	THR
25	BD	28	GLU
25	BD	33	ARG
25	BD	43	ASP
25	BD	52	THR
25	BD	62	LYS
25	BD	73	VAL
25	BD	83	ARG
25	BD	89	GLU
25	BD	95	SER
25	BD	98	VAL
25	BD	112	THR
25	BD	121	THR
25	BD	145	SER
25	BD	177	VAL
25	BD	197	THR
25	BD	204	LYS
26	BE	4	VAL
26	BE	15	SER
26	BE	32	VAL
26	BE	40	ARG
26	BE	44	ARG
26	BE	48	THR
26	BE	49	ARG
26	BE	65	THR
26	BE	69	ARG
26	BE	77	ILE
26	BE	90	GLN
26	BE	93	SER
26	BE	95	LYS
26	BE	107	SER

*Continued on next page...*



*Continued from previous page...*

<b>Mol</b>	<b>Chain</b>	<b>Res</b>	<b>Type</b>
26	BE	108	ILE
26	BE	111	GLU
26	BE	115	GLN
26	BE	116	ASP
26	BE	120	VAL
26	BE	121	VAL
26	BE	126	VAL
26	BE	136	GLN
26	BE	149	ILE
26	BE	159	LEU
26	BE	170	ARG
26	BE	171	ASP
26	BE	176	ASP
26	BE	198	GLU
27	BF	3	LYS
27	BF	14	LYS
27	BF	17	MET
27	BF	23	ASN
27	BF	31	VAL
27	BF	34	ILE
27	BF	36	LEU
27	BF	44	ILE
27	BF	48	LYS
27	BF	50	LEU
27	BF	51	ASP
27	BF	57	LEU
27	BF	78	LYS
27	BF	83	TYR
27	BF	85	ILE
27	BF	89	VAL
27	BF	95	ARG
27	BF	96	MET
27	BF	105	THR
27	BF	125	ARG
27	BF	142	ASP
27	BF	150	ARG
27	BF	152	LEU
27	BF	155	THR
27	BF	158	THR
27	BF	164	GLU
27	BF	174	ASP
28	BG	9	VAL

*Continued on next page...*

*Continued from previous page...*

<b>Mol</b>	<b>Chain</b>	<b>Res</b>	<b>Type</b>
28	BG	11	VAL
28	BG	27	LYS
28	BG	29	LYS
28	BG	39	ASP
28	BG	43	VAL
28	BG	55	ARG
28	BG	67	THR
28	BG	69	ARG
28	BG	77	ILE
28	BG	87	LEU
28	BG	89	LEU
28	BG	116	GLN
28	BG	124	GLU
28	BG	125	CYS
28	BG	139	GLN
28	BG	152	ARG
28	BG	155	GLU
28	BG	171	THR
29	BH	1	MET
29	BH	3	VAL
29	BH	6	LEU
29	BH	12	LEU
29	BH	15	LEU
29	BH	27	ARG
29	BH	50	ARG
29	BH	60	GLU
29	BH	62	LEU
29	BH	66	ASN
29	BH	75	LEU
29	BH	77	THR
29	BH	79	THR
29	BH	86	ASP
29	BH	91	PHE
29	BH	112	LYS
29	BH	119	ASN
29	BH	122	LEU
29	BH	123	ARG
29	BH	125	THR
29	BH	129	GLU
29	BH	131	SER
29	BH	137	GLU
29	BH	142	VAL

*Continued on next page...*

*Continued from previous page...*

<b>Mol</b>	<b>Chain</b>	<b>Res</b>	<b>Type</b>
29	BH	145	ASN
29	BH	146	VAL
30	BI	3	LYS
30	BI	8	TYR
30	BI	9	VAL
30	BI	11	LEU
30	BI	12	GLN
30	BI	31	GLN
30	BI	34	ASN
30	BI	38	PHE
30	BI	45	LYS
30	BI	47	ASP
30	BI	50	GLU
30	BI	51	LYS
30	BI	60	THR
30	BI	62	TYR
30	BI	67	PHE
30	BI	68	THR
30	BI	69	PHE
30	BI	72	LYS
30	BI	86	ILE
30	BI	87	LYS
30	BI	96	ASP
30	BI	97	LYS
30	BI	100	LYS
30	BI	103	ARG
30	BI	108	GLU
30	BI	111	GLN
30	BI	132	THR
30	BI	135	SER
30	BI	136	MET
31	BJ	17	VAL
31	BJ	30	THR
31	BJ	31	GLU
31	BJ	40	HIS
31	BJ	61	LYS
31	BJ	69	ARG
31	BJ	111	LYS
31	BJ	121	LYS
31	BJ	124	VAL
31	BJ	135	GLN
32	BK	20	MET

*Continued on next page...*

*Continued from previous page...*

<b>Mol</b>	<b>Chain</b>	<b>Res</b>	<b>Type</b>
32	BK	21	CYS
32	BK	45	GLU
32	BK	49	ARG
32	BK	58	LEU
32	BK	63	VAL
32	BK	66	LYS
32	BK	82	ASN
32	BK	88	ASN
32	BK	92	GLU
32	BK	105	ARG
32	BK	116	ILE
32	BK	117	SER
33	BL	13	LYS
33	BL	19	LEU
33	BL	23	ILE
33	BL	27	LEU
33	BL	40	SER
33	BL	63	LYS
33	BL	70	LYS
33	BL	82	LEU
33	BL	85	VAL
33	BL	86	GLU
33	BL	89	VAL
33	BL	93	ASN
33	BL	100	ILE
33	BL	109	LYS
33	BL	115	GLU
33	BL	144	GLU
34	BM	1	MET
34	BM	10	ARG
34	BM	12	MET
34	BM	16	ARG
34	BM	18	ARG
34	BM	20	LEU
34	BM	24	THR
34	BM	58	LYS
34	BM	69	PRO
34	BM	70	ASP
34	BM	106	ASP
34	BM	108	VAL
34	BM	110	GLU
34	BM	126	ILE

*Continued on next page...*

*Continued from previous page...*

<b>Mol</b>	<b>Chain</b>	<b>Res</b>	<b>Type</b>
34	BM	131	VAL
34	BM	134	THR
34	BM	135	VAL
35	BN	1	MET
35	BN	2	ARG
35	BN	4	ARG
35	BN	8	ARG
35	BN	15	SER
35	BN	18	GLN
35	BN	32	GLU
35	BN	69	ARG
35	BN	70	THR
35	BN	71	ARG
35	BN	79	LEU
35	BN	95	THR
35	BN	96	ARG
35	BN	113	ILE
35	BN	116	VAL
35	BN	118	ARG
35	BN	120	GLU
36	BO	2	ASP
36	BO	3	LYS
36	BO	4	LYS
36	BO	5	SER
36	BO	9	ARG
36	BO	18	LEU
36	BO	25	ARG
36	BO	26	LEU
36	BO	27	VAL
36	BO	28	VAL
36	BO	31	THR
36	BO	36	TYR
36	BO	38	GLN
36	BO	45	SER
36	BO	49	VAL
36	BO	54	VAL
36	BO	58	ILE
36	BO	65	THR
36	BO	83	LEU
36	BO	88	LYS
36	BO	89	ASP
36	BO	90	VAL

*Continued on next page...*

*Continued from previous page...*

<b>Mol</b>	<b>Chain</b>	<b>Res</b>	<b>Type</b>
36	BO	102	ARG
37	BP	5	ILE
37	BP	6	LYS
37	BP	7	GLN
37	BP	19	SER
37	BP	26	VAL
37	BP	27	GLU
37	BP	29	LYS
37	BP	46	VAL
37	BP	63	LYS
37	BP	68	GLU
37	BP	93	ARG
37	BP	103	ARG
37	BP	109	ARG
37	BP	110	ILE
37	BP	114	LEU
38	BQ	9	ILE
38	BQ	18	LEU
38	BQ	19	LYS
38	BQ	30	ARG
38	BQ	40	ILE
38	BQ	51	ARG
38	BQ	58	ARG
38	BQ	74	ILE
38	BQ	75	SER
38	BQ	78	LYS
38	BQ	87	SER
38	BQ	94	ILE
38	BQ	95	LEU
38	BQ	112	LYS
39	BR	10	LYS
39	BR	16	GLU
39	BR	20	VAL
39	BR	26	ASP
39	BR	34	GLU
39	BR	41	ILE
39	BR	46	GLU
39	BR	48	LYS
39	BR	64	VAL
39	BR	81	LYS
39	BR	84	ARG
39	BR	85	LYS

*Continued on next page...*

*Continued from previous page...*

<b>Mol</b>	<b>Chain</b>	<b>Res</b>	<b>Type</b>
39	BR	87	GLN
39	BR	94	THR
39	BR	102	SER
40	BS	4	ILE
40	BS	7	HIS
40	BS	8	ARG
40	BS	23	LEU
40	BS	30	SER
40	BS	35	ILE
40	BS	46	LEU
40	BS	47	VAL
40	BS	48	LYS
40	BS	65	ASP
40	BS	69	LEU
40	BS	81	SER
40	BS	86	MET
40	BS	92	ARG
40	BS	95	ARG
40	BS	97	LEU
40	BS	108	SER
40	BS	109	ASP
41	BT	5	GLU
41	BT	11	LEU
41	BT	16	VAL
41	BT	17	SER
41	BT	30	ILE
41	BT	36	LYS
41	BT	49	LYS
41	BT	52	GLU
41	BT	60	THR
41	BT	73	ARG
41	BT	74	ILE
41	BT	89	GLU
42	BU	6	ARG
42	BU	9	ASP
42	BU	15	THR
42	BU	28	VAL
42	BU	29	LEU
42	BU	31	SER
42	BU	34	VAL
42	BU	42	VAL
42	BU	47	LYS

*Continued on next page...*

*Continued from previous page...*

<b>Mol</b>	<b>Chain</b>	<b>Res</b>	<b>Type</b>
42	BU	52	LEU
42	BU	61	LYS
42	BU	65	ILE
42	BU	68	SER
42	BU	77	THR
42	BU	86	ARG
42	BU	93	VAL
42	BU	99	ASN
43	BV	1	MET
43	BV	10	LYS
43	BV	17	SER
43	BV	18	ARG
43	BV	20	LEU
43	BV	29	ILE
43	BV	30	ILE
43	BV	40	ILE
43	BV	53	LYS
43	BV	61	LEU
43	BV	65	VAL
43	BV	66	ASP
43	BV	77	VAL
43	BV	85	LYS
43	BV	87	GLN
43	BV	93	ARG
44	BW	20	ARG
44	BW	24	LYS
44	BW	38	VAL
44	BW	55	ARG
44	BW	64	ASP
44	BW	72	LYS
44	BW	81	SER
45	BX	14	THR
45	BX	19	SER
45	BX	23	ASN
45	BX	28	ARG
45	BX	37	ARG
45	BX	40	VAL
45	BX	48	THR
45	BX	66	THR
45	BX	71	LEU
45	BX	76	GLU
45	BX	77	LYS

*Continued on next page...*



*Continued from previous page...*

<b>Mol</b>	<b>Chain</b>	<b>Res</b>	<b>Type</b>
46	BY	6	LEU
46	BY	13	GLU
46	BY	16	THR
46	BY	18	LEU
46	BY	44	LYS
46	BY	54	LYS
46	BY	57	LEU
46	BY	59	GLU
47	BZ	3	LYS
47	BZ	6	LYS
47	BZ	10	THR
47	BZ	32	ILE
47	BZ	37	GLU
47	BZ	52	SER
48	B0	6	ASN
48	B0	23	THR
48	B0	29	SER
48	B0	37	LYS
48	B0	39	LEU
48	B0	40	ARG
48	B0	43	ILE
49	B1	8	LYS
49	B1	9	ILE
49	B1	11	LEU
49	B1	22	THR
49	B1	29	THR
49	B1	46	HIS
49	B1	47	VAL
49	B1	51	GLU
50	B2	3	ARG
50	B2	11	LYS
50	B2	24	THR
50	B2	42	LEU
50	B2	45	SER
51	B3	6	THR
51	B3	8	ARG
51	B3	13	ARG
51	B3	17	THR
51	B3	30	ARG
51	B3	31	HIS
51	B3	45	ARG
51	B3	47	LYS

*Continued on next page...*

*Continued from previous page...*

<b>Mol</b>	<b>Chain</b>	<b>Res</b>	<b>Type</b>
51	B3	49	MET
51	B3	51	SER
51	B3	59	ILE
52	B4	1	MET
52	B4	6	SER
52	B4	12	ARG
52	B4	17	VAL
52	B4	34	LYS
53	B5	21	TYR
53	B5	23	ILE
53	B5	35	THR
53	B5	37	LYS
53	B5	38	PHE
53	B5	39	ASP
53	B5	41	THR
53	B5	47	LYS
53	B5	48	LEU
53	B5	59	VAL
53	B5	65	LEU
53	B5	73	VAL
53	B5	78	ILE
53	B5	80	LYS
2	CB	9	MET
2	CB	14	VAL
2	CB	15	HIS
2	CB	16	PHE
2	CB	19	GLN
2	CB	20	THR
2	CB	21	ARG
2	CB	24	ASN
2	CB	27	MET
2	CB	28	LYS
2	CB	40	ILE
2	CB	43	LEU
2	CB	49	MET
2	CB	50	PHE
2	CB	62	SER
2	CB	66	LYS
2	CB	67	ILE
2	CB	68	LEU
2	CB	77	SER
2	CB	80	VAL

*Continued on next page...*

*Continued from previous page...*

<b>Mol</b>	<b>Chain</b>	<b>Res</b>	<b>Type</b>
2	CB	82	ASP
2	CB	88	ASP
2	CB	89	GLN
2	CB	94	HIS
2	CB	95	ARG
2	CB	96	TRP
2	CB	101	LEU
2	CB	103	ASN
2	CB	106	THR
2	CB	117	LEU
2	CB	121	SER
2	CB	122	GLN
2	CB	126	PHE
2	CB	129	LEU
2	CB	130	THR
2	CB	136	MET
2	CB	137	ARG
2	CB	143	LYS
2	CB	144	LEU
2	CB	148	LEU
2	CB	163	VAL
2	CB	164	ILE
2	CB	171	ILE
2	CB	174	LYS
2	CB	188	ASP
2	CB	194	ASP
2	CB	205	ASP
2	CB	207	ILE
2	CB	210	VAL
2	CB	213	TYR
2	CB	220	THR
2	CB	222	ARG
2	CB	223	GLU
2	CB	225	ARG
3	CC	3	GLN
3	CC	4	LYS
3	CC	11	ARG
3	CC	15	VAL
3	CC	16	LYS
3	CC	18	TRP
3	CC	26	THR
3	CC	27	LYS

*Continued on next page...*

*Continued from previous page...*

<b>Mol</b>	<b>Chain</b>	<b>Res</b>	<b>Type</b>
3	CC	29	PHE
3	CC	33	LEU
3	CC	36	ASP
3	CC	37	PHE
3	CC	43	LEU
3	CC	45	LYS
3	CC	46	GLU
3	CC	80	LYS
3	CC	94	ILE
3	CC	102	ASN
3	CC	103	ILE
3	CC	107	ARG
3	CC	111	LEU
3	CC	112	ASP
3	CC	119	SER
3	CC	121	THR
3	CC	122	SER
3	CC	128	VAL
3	CC	129	MET
3	CC	131	ARG
3	CC	144	LEU
3	CC	151	VAL
3	CC	153	VAL
3	CC	167	TRP
3	CC	168	TYR
3	CC	179	ARG
3	CC	185	ASN
3	CC	186	THR
3	CC	190	HIS
3	CC	192	THR
3	CC	193	TYR
3	CC	206	GLU
4	CD	8	LYS
4	CD	10	LYS
4	CD	32	CYS
4	CD	33	LYS
4	CD	47	ARG
4	CD	48	LEU
4	CD	54	GLN
4	CD	55	LEU
4	CD	56	ARG
4	CD	58	LYS

*Continued on next page...*

*Continued from previous page...*

<b>Mol</b>	<b>Chain</b>	<b>Res</b>	<b>Type</b>
4	CD	60	LYS
4	CD	70	ARG
4	CD	81	ARG
4	CD	83	LYS
4	CD	95	GLU
4	CD	104	ARG
4	CD	115	ARG
4	CD	116	GLN
4	CD	125	VAL
4	CD	126	ASN
4	CD	142	VAL
4	CD	148	LYS
4	CD	152	GLN
4	CD	155	VAL
4	CD	161	LEU
4	CD	177	LYS
4	CD	191	LEU
4	CD	197	GLU
4	CD	199	LEU
4	CD	200	ILE
4	CD	203	LEU
4	CD	206	LYS
5	CE	15	LEU
5	CE	18	VAL
5	CE	26	LYS
5	CE	32	SER
5	CE	39	VAL
5	CE	46	VAL
5	CE	65	GLU
5	CE	69	ARG
5	CE	76	LEU
5	CE	77	ASN
5	CE	86	LYS
5	CE	88	VAL
5	CE	93	ARG
5	CE	101	GLU
5	CE	105	ILE
5	CE	106	ILE
5	CE	112	ARG
5	CE	114	VAL
5	CE	115	LEU
5	CE	120	VAL

*Continued on next page...*

*Continued from previous page...*

<b>Mol</b>	<b>Chain</b>	<b>Res</b>	<b>Type</b>
5	CE	124	LEU
5	CE	126	LYS
5	CE	131	THR
5	CE	136	VAL
5	CE	137	VAL
5	CE	140	THR
5	CE	151	GLU
5	CE	152	MET
5	CE	156	LYS
5	CE	157	ARG
6	CF	1	MET
6	CF	2	ARG
6	CF	9	MET
6	CF	15	SER
6	CF	17	GLN
6	CF	24	ARG
6	CF	26	THR
6	CF	30	THR
6	CF	35	LYS
6	CF	36	ILE
6	CF	38	ARG
6	CF	39	LEU
6	CF	51	ILE
6	CF	53	LYS
6	CF	54	LEU
6	CF	55	HIS
6	CF	63	ASN
6	CF	68	GLN
6	CF	69	GLU
6	CF	71	ILE
6	CF	79	ARG
6	CF	80	PHE
6	CF	82	ASP
6	CF	85	ILE
6	CF	87	SER
6	CF	89	VAL
6	CF	93	LYS
6	CF	94	HIS
6	CF	97	THR
7	CG	3	ARG
7	CG	4	ARG
7	CG	5	ARG

*Continued on next page...*

*Continued from previous page...*

<b>Mol</b>	<b>Chain</b>	<b>Res</b>	<b>Type</b>
7	CG	6	VAL
7	CG	10	ARG
7	CG	11	LYS
7	CG	12	ILE
7	CG	22	LEU
7	CG	23	LEU
7	CG	30	LEU
7	CG	36	LYS
7	CG	47	LEU
7	CG	48	GLU
7	CG	59	LEU
7	CG	60	GLU
7	CG	62	PHE
7	CG	66	LEU
7	CG	69	VAL
7	CG	72	THR
7	CG	75	VAL
7	CG	78	ARG
7	CG	84	THR
7	CG	87	VAL
7	CG	91	VAL
7	CG	92	ARG
7	CG	97	ASN
7	CG	120	LEU
7	CG	123	GLU
7	CG	129	GLU
7	CG	133	THR
7	CG	138	ARG
7	CG	140	ASP
8	CH	3	MET
8	CH	22	LYS
8	CH	31	LYS
8	CH	32	LEU
8	CH	36	ILE
8	CH	42	GLU
8	CH	46	ILE
8	CH	47	GLU
8	CH	49	PHE
8	CH	54	ASP
8	CH	55	THR
8	CH	59	LEU
8	CH	67	GLN

*Continued on next page...*

*Continued from previous page...*

<b>Mol</b>	<b>Chain</b>	<b>Res</b>	<b>Type</b>
8	CH	73	GLU
8	CH	75	ILE
8	CH	77	ARG
8	CH	80	ARG
8	CH	87	LYS
8	CH	89	LYS
8	CH	92	LEU
8	CH	94	LYS
8	CH	104	VAL
8	CH	112	THR
8	CH	121	LEU
8	CH	125	ILE
9	CI	9	THR
9	CI	13	LYS
9	CI	28	ILE
9	CI	32	GLN
9	CI	33	ARG
9	CI	36	GLU
9	CI	42	GLU
9	CI	43	THR
9	CI	45	ARG
9	CI	46	MET
9	CI	48	VAL
9	CI	49	ARG
9	CI	56	ASP
9	CI	57	MET
9	CI	61	LEU
9	CI	68	LYS
9	CI	73	SER
9	CI	85	ARG
9	CI	88	MET
9	CI	89	GLU
9	CI	90	TYR
9	CI	97	GLU
9	CI	99	ARG
9	CI	100	LYS
9	CI	105	THR
9	CI	106	ARG
9	CI	112	GLU
9	CI	116	VAL
9	CI	118	LEU
9	CI	126	GLN

*Continued on next page...*



*Continued from previous page...*

<b>Mol</b>	<b>Chain</b>	<b>Res</b>	<b>Type</b>
9	CI	127	PHE
9	CI	129	LYS
10	CJ	22	THR
10	CJ	25	ILE
10	CJ	26	VAL
10	CJ	27	GLU
10	CJ	32	THR
10	CJ	40	ILE
10	CJ	59	LYS
10	CJ	63	ASP
10	CJ	66	GLU
10	CJ	80	THR
10	CJ	83	THR
10	CJ	84	VAL
10	CJ	87	LEU
10	CJ	89	ARG
10	CJ	92	LEU
10	CJ	100	ILE
11	CK	13	ARG
11	CK	14	LYS
11	CK	15	GLN
11	CK	17	SER
11	CK	31	ILE
11	CK	33	THR
11	CK	37	ARG
11	CK	46	THR
11	CK	64	GLN
11	CK	65	VAL
11	CK	72	ASP
11	CK	76	GLU
11	CK	81	ASN
11	CK	82	LEU
11	CK	83	GLU
11	CK	96	THR
11	CK	101	ASN
11	CK	106	ARG
11	CK	107	ILE
11	CK	109	ASN
11	CK	126	LYS
11	CK	127	ARG
11	CK	128	ARG
12	CL	3	THR

*Continued on next page...*

*Continued from previous page...*

<b>Mol</b>	<b>Chain</b>	<b>Res</b>	<b>Type</b>
12	CL	4	VAL
12	CL	5	ASN
12	CL	10	LYS
12	CL	16	VAL
12	CL	18	LYS
12	CL	20	ASN
12	CL	27	CYS
12	CL	29	GLN
12	CL	34	CYS
12	CL	38	TYR
12	CL	44	LYS
12	CL	47	SER
12	CL	52	VAL
12	CL	58	THR
12	CL	59	ASN
12	CL	78	SER
12	CL	81	LEU
12	CL	83	ARG
12	CL	89	ASP
12	CL	90	LEU
12	CL	93	VAL
12	CL	94	ARG
12	CL	110	ARG
12	CL	121	ARG
13	CM	3	ARG
13	CM	19	LEU
13	CM	25	VAL
13	CM	29	ARG
13	CM	31	LYS
13	CM	41	GLU
13	CM	42	ASP
13	CM	48	LEU
13	CM	53	ILE
13	CM	54	ASP
13	CM	58	ASP
13	CM	59	GLU
13	CM	60	VAL
13	CM	63	PHE
13	CM	68	ASP
13	CM	72	GLU
13	CM	76	SER
13	CM	80	LEU

*Continued on next page...*

*Continued from previous page...*

<b>Mol</b>	<b>Chain</b>	<b>Res</b>	<b>Type</b>
13	CM	83	LEU
13	CM	87	ARG
13	CM	90	ARG
13	CM	91	HIS
13	CM	101	ARG
14	CN	4	GLN
14	CN	18	ASP
14	CN	23	LYS
14	CN	26	GLU
14	CN	48	LEU
14	CN	53	ARG
14	CN	60	GLN
14	CN	67	THR
14	CN	80	SER
14	CN	82	ILE
15	CO	17	ARG
15	CO	18	ASP
15	CO	35	GLN
15	CO	48	LYS
15	CO	64	ARG
15	CO	70	LEU
15	CO	73	LYS
15	CO	79	THR
15	CO	85	LEU
15	CO	87	LEU
15	CO	88	ARG
16	CP	1	MET
16	CP	2	VAL
16	CP	3	THR
16	CP	14	ARG
16	CP	18	GLN
16	CP	20	VAL
16	CP	36	VAL
16	CP	46	LYS
16	CP	51	ARG
16	CP	63	GLN
16	CP	74	LEU
16	CP	77	GLU
16	CP	80	LYS
17	CQ	4	LYS
17	CQ	5	ILE
17	CQ	11	ARG

*Continued on next page...*

*Continued from previous page...*

<b>Mol</b>	<b>Chain</b>	<b>Res</b>	<b>Type</b>
17	CQ	14	SER
17	CQ	17	MET
17	CQ	18	GLU
17	CQ	25	ILE
17	CQ	28	PHE
17	CQ	29	VAL
17	CQ	40	ARG
17	CQ	48	ASP
17	CQ	52	GLU
17	CQ	55	ILE
17	CQ	57	ASP
17	CQ	65	ARG
17	CQ	75	LEU
17	CQ	76	VAL
17	CQ	78	VAL
17	CQ	79	VAL
17	CQ	81	LYS
18	CR	33	ILE
18	CR	47	THR
18	CR	48	ARG
18	CR	66	SER
18	CR	67	LEU
19	CS	5	LEU
19	CS	6	LYS
19	CS	7	LYS
19	CS	11	ILE
19	CS	12	ASP
19	CS	13	LEU
19	CS	14	HIS
19	CS	16	LEU
19	CS	21	LYS
19	CS	27	ASP
19	CS	28	LYS
19	CS	31	LEU
19	CS	33	THR
19	CS	39	THR
19	CS	49	ILE
19	CS	56	GLN
19	CS	66	MET
20	CT	6	SER
20	CT	10	ARG
20	CT	14	SER

*Continued on next page...*

*Continued from previous page...*

<b>Mol</b>	<b>Chain</b>	<b>Res</b>	<b>Type</b>
20	CT	15	GLU
20	CT	19	LYS
20	CT	24	ARG
20	CT	27	MET
20	CT	29	ARG
20	CT	36	TYR
20	CT	49	LYS
20	CT	64	LYS
20	CT	67	ILE
20	CT	69	LYS
20	CT	76	LYS
20	CT	78	ASN
20	CT	79	LEU
21	CU	5	LYS
21	CU	10	GLU
21	CU	12	PHE
21	CU	14	VAL
21	CU	16	LEU
21	CU	19	PHE
21	CU	22	SER
21	CU	28	VAL
21	CU	34	ARG
21	CU	36	GLU
21	CU	37	PHE
21	CU	38	TYR
21	CU	42	THR
21	CU	43	THR
21	CU	47	ARG
24	DC	6	CYS
24	DC	14	ARG
24	DC	20	VAL
24	DC	58	HIS
24	DC	80	ARG
24	DC	98	ASP
24	DC	103	TYR
24	DC	105	LEU
24	DC	111	LYS
24	DC	130	LEU
24	DC	160	THR
24	DC	164	ILE
24	DC	165	VAL
24	DC	175	ARG

*Continued on next page...*

*Continued from previous page...*

<b>Mol</b>	<b>Chain</b>	<b>Res</b>	<b>Type</b>
24	DC	178	SER
24	DC	185	GLU
24	DC	187	ASP
24	DC	192	LEU
24	DC	195	VAL
24	DC	202	LEU
24	DC	205	LEU
24	DC	221	ARG
24	DC	229	ASP
24	DC	250	VAL
24	DC	262	ARG
24	DC	266	PHE
24	DC	268	VAL
25	DD	1	MET
25	DD	4	LEU
25	DD	12	THR
25	DD	33	ARG
25	DD	39	ASP
25	DD	49	GLN
25	DD	77	ARG
25	DD	86	GLU
25	DD	104	VAL
25	DD	131	ASP
25	DD	138	LEU
25	DD	141	ARG
25	DD	150	GLN
25	DD	157	LYS
25	DD	170	VAL
25	DD	172	VAL
25	DD	175	LEU
25	DD	181	ASP
25	DD	189	VAL
26	DE	6	LYS
26	DE	22	ASP
26	DE	25	GLU
26	DE	32	VAL
26	DE	40	ARG
26	DE	41	GLN
26	DE	58	LYS
26	DE	69	ARG
26	DE	77	ILE
26	DE	78	TRP

*Continued on next page...*

*Continued from previous page...*

<b>Mol</b>	<b>Chain</b>	<b>Res</b>	<b>Type</b>
26	DE	83	VAL
26	DE	84	THR
26	DE	90	GLN
26	DE	91	ASP
26	DE	95	LYS
26	DE	105	LEU
26	DE	107	SER
26	DE	108	ILE
26	DE	113	VAL
26	DE	114	ARG
26	DE	126	VAL
26	DE	127	GLU
26	DE	132	LYS
26	DE	133	LEU
26	DE	145	ASP
26	DE	149	ILE
26	DE	163	ASN
26	DE	164	LEU
26	DE	170	ARG
26	DE	171	ASP
26	DE	173	THR
26	DE	181	ILE
26	DE	187	VAL
26	DE	200	LEU
27	DF	4	LEU
27	DF	6	ASP
27	DF	7	TYR
27	DF	10	ASP
27	DF	14	LYS
27	DF	21	ASN
27	DF	26	MET
27	DF	28	VAL
27	DF	32	GLU
27	DF	35	THR
27	DF	36	LEU
27	DF	46	ASP
27	DF	52	ASN
27	DF	63	GLN
27	DF	64	LYS
27	DF	67	ILE
27	DF	74	VAL
27	DF	78	LYS

*Continued on next page...*

*Continued from previous page...*

<b>Mol</b>	<b>Chain</b>	<b>Res</b>	<b>Type</b>
27	DF	81	GLN
27	DF	87	CYS
27	DF	95	ARG
27	DF	106	ILE
27	DF	110	ARG
27	DF	125	ARG
27	DF	134	GLU
27	DF	140	GLU
27	DF	147	ASP
27	DF	149	VAL
27	DF	150	ARG
27	DF	152	LEU
27	DF	174	ASP
27	DF	178	ARG
28	DG	11	VAL
28	DG	17	VAL
28	DG	29	LYS
28	DG	30	ASN
28	DG	44	LYS
28	DG	45	HIS
28	DG	84	THR
28	DG	89	LEU
28	DG	95	ARG
28	DG	98	VAL
28	DG	117	LEU
28	DG	121	ILE
28	DG	127	THR
28	DG	130	GLU
28	DG	152	ARG
28	DG	155	GLU
28	DG	158	LYS
28	DG	176	LYS
29	DH	7	ASP
29	DH	12	LEU
29	DH	41	LYS
29	DH	42	LYS
29	DH	48	GLU
29	DH	50	ARG
29	DH	53	GLU
29	DH	54	LEU
29	DH	57	LYS
29	DH	62	LEU

*Continued on next page...*



*Continued from previous page...*

<b>Mol</b>	<b>Chain</b>	<b>Res</b>	<b>Type</b>
29	DH	77	THR
29	DH	78	VAL
29	DH	87	GLU
29	DH	89	LYS
29	DH	94	ILE
29	DH	109	GLU
29	DH	114	GLU
29	DH	116	ARG
29	DH	117	LEU
29	DH	119	ASN
29	DH	121	VAL
29	DH	124	THR
29	DH	125	THR
29	DH	129	GLU
29	DH	142	VAL
29	DH	149	GLU
30	DI	4	LYS
30	DI	8	TYR
30	DI	10	LYS
30	DI	11	LEU
30	DI	12	GLN
30	DI	17	MET
30	DI	24	VAL
30	DI	31	GLN
30	DI	40	LYS
30	DI	49	ILE
30	DI	55	ILE
30	DI	68	THR
30	DI	69	PHE
30	DI	72	LYS
30	DI	92	LYS
30	DI	95	LYS
30	DI	96	ASP
30	DI	105	GLN
30	DI	107	GLN
30	DI	117	MET
30	DI	118	THR
30	DI	125	MET
30	DI	127	ARG
30	DI	134	ARG
31	DJ	3	THR
31	DJ	14	ASP

*Continued on next page...*

*Continued from previous page...*

<b>Mol</b>	<b>Chain</b>	<b>Res</b>	<b>Type</b>
31	DJ	27	ARG
31	DJ	30	THR
31	DJ	34	ARG
31	DJ	39	LYS
31	DJ	40	HIS
31	DJ	43	GLU
31	DJ	73	VAL
31	DJ	86	GLN
31	DJ	123	LYS
31	DJ	129	GLU
31	DJ	131	ASN
32	DK	31	ARG
32	DK	49	ARG
32	DK	66	LYS
32	DK	67	LYS
32	DK	70	ARG
32	DK	87	LEU
32	DK	90	ASN
32	DK	95	ILE
32	DK	104	THR
32	DK	121	GLU
33	DL	21	ARG
33	DL	29	LYS
33	DL	33	ARG
33	DL	40	SER
33	DL	42	SER
33	DL	47	ARG
33	DL	48	ARG
33	DL	59	ARG
33	DL	60	ARG
33	DL	74	THR
33	DL	78	ARG
33	DL	81	ASP
33	DL	82	LEU
33	DL	85	VAL
33	DL	94	THR
33	DL	95	LEU
33	DL	100	ILE
33	DL	103	ILE
33	DL	118	THR
33	DL	121	THR
33	DL	126	ARG

*Continued on next page...*

*Continued from previous page...*

<b>Mol</b>	<b>Chain</b>	<b>Res</b>	<b>Type</b>
33	DL	143	GLU
34	DM	6	ARG
34	DM	10	ARG
34	DM	14	LYS
34	DM	59	ARG
34	DM	60	GLN
34	DM	70	ASP
34	DM	74	THR
34	DM	78	LEU
34	DM	100	LYS
34	DM	106	ASP
34	DM	108	VAL
34	DM	119	LEU
34	DM	124	LEU
34	DM	126	ILE
34	DM	127	LYS
34	DM	128	THR
35	DN	2	ARG
35	DN	8	ARG
35	DN	14	SER
35	DN	20	MET
35	DN	22	ARG
35	DN	33	ILE
35	DN	37	THR
35	DN	53	THR
35	DN	62	ASN
35	DN	63	ARG
35	DN	69	ARG
35	DN	70	THR
35	DN	71	ARG
35	DN	73	ASN
35	DN	76	VAL
35	DN	82	GLU
35	DN	95	THR
35	DN	96	ARG
35	DN	100	CYS
35	DN	106	ASP
35	DN	114	GLU
35	DN	115	LEU
35	DN	116	VAL
36	DO	4	LYS
36	DO	9	ARG

*Continued on next page...*

*Continued from previous page...*

<b>Mol</b>	<b>Chain</b>	<b>Res</b>	<b>Type</b>
36	DO	18	LEU
36	DO	31	THR
36	DO	38	GLN
36	DO	45	SER
36	DO	47	VAL
36	DO	48	LEU
36	DO	67	ASN
36	DO	74	VAL
36	DO	78	VAL
36	DO	89	ASP
36	DO	100	HIS
36	DO	103	VAL
36	DO	116	GLN
37	DP	7	GLN
37	DP	26	VAL
37	DP	32	VAL
37	DP	34	GLU
37	DP	36	SER
37	DP	37	LYS
37	DP	39	ARG
37	DP	52	ASN
37	DP	66	ASN
37	DP	81	VAL
37	DP	85	SER
37	DP	88	ARG
37	DP	89	ARG
37	DP	93	ARG
37	DP	109	ARG
37	DP	110	ILE
38	DQ	5	LYS
38	DQ	6	ARG
38	DQ	9	ILE
38	DQ	11	ARG
38	DQ	13	ARG
38	DQ	17	ILE
38	DQ	22	LYS
38	DQ	41	LYS
38	DQ	51	ARG
38	DQ	53	ARG
38	DQ	54	LYS
38	DQ	77	SER
38	DQ	87	SER

*Continued on next page...*

*Continued from previous page...*

<b>Mol</b>	<b>Chain</b>	<b>Res</b>	<b>Type</b>
39	DR	12	HIS
39	DR	25	LEU
39	DR	38	VAL
39	DR	46	GLU
39	DR	47	VAL
39	DR	48	LYS
39	DR	51	VAL
39	DR	58	VAL
39	DR	85	LYS
39	DR	86	GLN
39	DR	94	THR
40	DS	1	MET
40	DS	3	THR
40	DS	4	ILE
40	DS	6	LYS
40	DS	19	LEU
40	DS	22	ASP
40	DS	46	LEU
40	DS	67	ASP
40	DS	68	ASP
40	DS	86	MET
40	DS	96	ILE
40	DS	97	LEU
40	DS	109	ASP
41	DT	3	ARG
41	DT	7	LEU
41	DT	16	VAL
41	DT	22	THR
41	DT	30	ILE
41	DT	31	VAL
41	DT	32	LEU
41	DT	49	LYS
41	DT	52	GLU
41	DT	53	VAL
41	DT	57	VAL
41	DT	70	HIS
41	DT	77	ARG
41	DT	78	SER
41	DT	86	THR
41	DT	91	GLN
42	DU	7	ARG
42	DU	11	VAL

*Continued on next page...*

*Continued from previous page...*

<b>Mol</b>	<b>Chain</b>	<b>Res</b>	<b>Type</b>
42	DU	15	THR
42	DU	18	ASP
42	DU	21	LYS
42	DU	24	LYS
42	DU	29	LEU
42	DU	30	SER
42	DU	31	SER
42	DU	34	VAL
42	DU	40	ASN
42	DU	41	LEU
42	DU	45	HIS
42	DU	46	GLN
42	DU	47	LYS
42	DU	53	ASN
42	DU	54	GLN
42	DU	67	VAL
42	DU	68	SER
42	DU	72	ILE
42	DU	74	ASN
42	DU	81	ASP
42	DU	99	ASN
43	DV	1	MET
43	DV	3	THR
43	DV	8	VAL
43	DV	26	PHE
43	DV	29	ILE
43	DV	40	ILE
43	DV	42	LEU
43	DV	50	MET
43	DV	53	LYS
43	DV	61	LEU
43	DV	66	ASP
44	DW	20	ARG
44	DW	38	VAL
44	DW	41	ARG
44	DW	64	ASP
44	DW	77	ARG
45	DX	5	CYS
45	DX	11	ARG
45	DX	17	ASN
45	DX	30	LEU
45	DX	35	SER

*Continued on next page...*

*Continued from previous page...*

<b>Mol</b>	<b>Chain</b>	<b>Res</b>	<b>Type</b>
45	DX	40	VAL
45	DX	48	THR
45	DX	58	VAL
45	DX	64	ILE
45	DX	71	LEU
46	DY	2	LYS
46	DY	6	LEU
46	DY	13	GLU
46	DY	15	ASN
46	DY	16	THR
46	DY	39	GLN
46	DY	48	ARG
46	DY	49	ASP
46	DY	56	LEU
46	DY	58	ASN
47	DZ	3	LYS
47	DZ	4	THR
47	DZ	6	LYS
47	DZ	10	THR
47	DZ	11	ARG
47	DZ	16	ARG
47	DZ	25	LEU
47	DZ	31	ARG
47	DZ	36	VAL
47	DZ	39	GLU
47	DZ	41	THR
47	DZ	45	ARG
47	DZ	57	VAL
48	D0	23	THR
48	D0	28	LEU
48	D0	46	ASP
48	D0	52	ARG
49	D1	12	VAL
49	D1	25	LYS
49	D1	26	ASN
49	D1	38	LYS
49	D1	46	HIS
49	D1	48	ILE
50	D2	4	THR
50	D2	10	LEU
50	D2	24	THR
50	D2	25	LYS

*Continued on next page...*

*Continued from previous page...*

Mol	Chain	Res	Type
50	D2	41	ARG
50	D2	44	VAL
51	D3	13	ARG
51	D3	23	LYS
51	D3	30	ARG
51	D3	47	LYS
52	D4	4	ARG
52	D4	11	CYS
52	D4	12	ARG
52	D4	26	ILE
52	D4	28	SER

Sometimes sidechains can be flipped to improve hydrogen bonding and reduce clashes. All (38) such sidechains are listed below:

Mol	Chain	Res	Type
2	AB	93	ASN
3	AC	6	HIS
3	AC	176	HIS
4	AD	54	GLN
5	AE	82	GLN
5	AE	89	HIS
5	AE	122	ASN
6	AF	3	HIS
8	AH	4	GLN
10	AJ	15	HIS
12	AL	5	ASN
24	BC	251	GLN
25	BD	136	ASN
29	BH	119	ASN
29	BH	135	HIS
31	BJ	47	HIS
31	BJ	77	HIS
37	BP	56	HIS
41	BT	28	ASN
48	B0	42	HIS
49	B1	19	HIS
51	B3	31	HIS
51	B3	43	HIS
3	CC	69	HIS
3	CC	176	HIS
6	CF	55	HIS
10	CJ	70	HIS

*Continued on next page...*



*Continued from previous page...*

Mol	Chain	Res	Type
15	CO	46	HIS
18	CR	52	GLN
20	CT	68	HIS
24	DC	53	HIS
24	DC	243	HIS
28	DG	115	HIS
29	DH	128	HIS
34	DM	60	GLN
37	DP	41	GLN
38	DQ	37	GLN
51	D3	31	HIS

### 5.3.3 RNA [i](#)

Mol	Chain	Analysed	Backbone Outliers	Pucker Outliers
1	AA	1537/1539 (99%)	361 (23%)	17 (1%)
1	CA	1538/1539 (99%)	335 (21%)	16 (1%)
22	BA	2895/2903 (99%)	672 (23%)	36 (1%)
22	DA	2895/2903 (99%)	609 (21%)	33 (1%)
23	BB	118/119 (99%)	27 (22%)	1 (0%)
23	DB	117/119 (98%)	25 (21%)	0
All	All	9100/9122 (99%)	2029 (22%)	103 (1%)

All (2029) RNA backbone outliers are listed below:

Mol	Chain	Res	Type
1	AA	4	U
1	AA	5	U
1	AA	9	G
1	AA	13	U
1	AA	32	A
1	AA	39	G
1	AA	44	A
1	AA	47	C
1	AA	48	C
1	AA	50	A
1	AA	51	A
1	AA	52	C
1	AA	70	U
1	AA	71	A
1	AA	72	A

*Continued on next page...*

*Continued from previous page...*

<b>Mol</b>	<b>Chain</b>	<b>Res</b>	<b>Type</b>
1	AA	75	G
1	AA	76	G
1	AA	77	A
1	AA	81	A
1	AA	82	G
1	AA	83	C
1	AA	84	U
1	AA	85	U
1	AA	86	G
1	AA	88	U
1	AA	89	U
1	AA	90	C
1	AA	91	U
1	AA	94	G
1	AA	95	C
1	AA	97	G
1	AA	108	G
1	AA	111	G
1	AA	116	A
1	AA	117	G
1	AA	119	A
1	AA	120	A
1	AA	121	U
1	AA	122	G
1	AA	127	G
1	AA	130	A
1	AA	131	A
1	AA	133	U
1	AA	136	C
1	AA	137	U
1	AA	141	G
1	AA	143	A
1	AA	144	G
1	AA	149	A
1	AA	158	G
1	AA	162	A
1	AA	168	G
1	AA	181	A
1	AA	182	A
1	AA	183	C
1	AA	188	C
1	AA	195	A

*Continued on next page...*

*Continued from previous page...*

<b>Mol</b>	<b>Chain</b>	<b>Res</b>	<b>Type</b>
1	AA	197	A
1	AA	205	A
1	AA	210	C
1	AA	226	G
1	AA	240	G
1	AA	243	A
1	AA	245	U
1	AA	247	G
1	AA	251	G
1	AA	263	A
1	AA	264	C
1	AA	266	G
1	AA	267	C
1	AA	274	A
1	AA	280	C
1	AA	289	G
1	AA	320	A
1	AA	321	A
1	AA	328	C
1	AA	329	A
1	AA	331	G
1	AA	332	G
1	AA	341	C
1	AA	346	G
1	AA	347	G
1	AA	352	C
1	AA	354	G
1	AA	367	U
1	AA	372	C
1	AA	384	G
1	AA	398	U
1	AA	406	G
1	AA	409	U
1	AA	410	G
1	AA	411	A
1	AA	412	A
1	AA	413	G
1	AA	414	A
1	AA	421	U
1	AA	422	C
1	AA	424	G
1	AA	429	U

*Continued on next page...*

*Continued from previous page...*

<b>Mol</b>	<b>Chain</b>	<b>Res</b>	<b>Type</b>
1	AA	430	A
1	AA	435	A
1	AA	439	U
1	AA	452	A
1	AA	453	G
1	AA	454	G
1	AA	456	A
1	AA	457	G
1	AA	458	U
1	AA	459	A
1	AA	460	A
1	AA	463	U
1	AA	465	A
1	AA	466	A
1	AA	467	U
1	AA	468	A
1	AA	474	G
1	AA	479	U
1	AA	481	G
1	AA	482	A
1	AA	484	G
1	AA	485	U
1	AA	486	U
1	AA	491	G
1	AA	495	A
1	AA	498	A
1	AA	505	G
1	AA	511	C
1	AA	518	C
1	AA	520	A
1	AA	521	G
1	AA	527	G
1	AA	530	G
1	AA	532	A
1	AA	533	A
1	AA	547	A
1	AA	552	U
1	AA	559	A
1	AA	562	U
1	AA	564	C
1	AA	570	G
1	AA	572	A

*Continued on next page...*

*Continued from previous page...*

<b>Mol</b>	<b>Chain</b>	<b>Res</b>	<b>Type</b>
1	AA	573	A
1	AA	576	C
1	AA	615	G
1	AA	618	C
1	AA	650	G
1	AA	653	U
1	AA	656	G
1	AA	665	A
1	AA	674	G
1	AA	702	A
1	AA	703	G
1	AA	720	C
1	AA	721	G
1	AA	723	U
1	AA	724	G
1	AA	731	G
1	AA	733	G
1	AA	753	A
1	AA	755	G
1	AA	770	C
1	AA	772	U
1	AA	773	G
1	AA	778	G
1	AA	787	A
1	AA	792	A
1	AA	793	U
1	AA	796	C
1	AA	799	G
1	AA	800	G
1	AA	802	A
1	AA	803	G
1	AA	813	U
1	AA	815	A
1	AA	817	C
1	AA	821	G
1	AA	828	U
1	AA	841	C
1	AA	842	U
1	AA	843	U
1	AA	845	A
1	AA	846	G
1	AA	859	G

*Continued on next page...*

*Continued from previous page...*

<b>Mol</b>	<b>Chain</b>	<b>Res</b>	<b>Type</b>
1	AA	860	A
1	AA	870	U
1	AA	872	A
1	AA	874	G
1	AA	914	A
1	AA	926	G
1	AA	927	G
1	AA	934	C
1	AA	935	A
1	AA	938	A
1	AA	951	G
1	AA	954	G
1	AA	960	U
1	AA	963	G
1	AA	964	A
1	AA	966	G
1	AA	969	A
1	AA	971	G
1	AA	972	C
1	AA	973	G
1	AA	975	A
1	AA	976	G
1	AA	977	A
1	AA	981	U
1	AA	983	A
1	AA	986	U
1	AA	989	U
1	AA	991	U
1	AA	992	U
1	AA	993	G
1	AA	995	C
1	AA	1002	G
1	AA	1003	G
1	AA	1004	A
1	AA	1007	U
1	AA	1008	U
1	AA	1009	U
1	AA	1013	G
1	AA	1025	U
1	AA	1026	G
1	AA	1027	C
1	AA	1028	C

*Continued on next page...*

*Continued from previous page...*

<b>Mol</b>	<b>Chain</b>	<b>Res</b>	<b>Type</b>
1	AA	1030	U
1	AA	1031	C
1	AA	1032	G
1	AA	1033	G
1	AA	1034	G
1	AA	1036	A
1	AA	1037	C
1	AA	1039	G
1	AA	1043	G
1	AA	1044	A
1	AA	1047	G
1	AA	1050	G
1	AA	1051	C
1	AA	1054	C
1	AA	1056	U
1	AA	1059	C
1	AA	1061	G
1	AA	1065	U
1	AA	1066	C
1	AA	1067	A
1	AA	1069	C
1	AA	1084	G
1	AA	1086	U
1	AA	1090	U
1	AA	1091	U
1	AA	1094	G
1	AA	1095	U
1	AA	1096	C
1	AA	1098	C
1	AA	1101	A
1	AA	1104	G
1	AA	1124	G
1	AA	1125	U
1	AA	1127	G
1	AA	1133	G
1	AA	1135	U
1	AA	1136	C
1	AA	1137	C
1	AA	1139	G
1	AA	1140	C
1	AA	1141	C
1	AA	1142	G

*Continued on next page...*

*Continued from previous page...*

<b>Mol</b>	<b>Chain</b>	<b>Res</b>	<b>Type</b>
1	AA	1145	A
1	AA	1146	A
1	AA	1152	A
1	AA	1154	G
1	AA	1159	U
1	AA	1160	G
1	AA	1161	C
1	AA	1168	U
1	AA	1169	A
1	AA	1181	G
1	AA	1183	U
1	AA	1184	G
1	AA	1187	G
1	AA	1193	G
1	AA	1196	A
1	AA	1197	A
1	AA	1200	C
1	AA	1202	U
1	AA	1212	U
1	AA	1213	A
1	AA	1214	C
1	AA	1215	G
1	AA	1227	A
1	AA	1228	C
1	AA	1238	A
1	AA	1239	A
1	AA	1240	U
1	AA	1250	A
1	AA	1253	G
1	AA	1255	G
1	AA	1256	A
1	AA	1257	A
1	AA	1260	G
1	AA	1263	C
1	AA	1280	A
1	AA	1286	U
1	AA	1287	A
1	AA	1293	C
1	AA	1298	U
1	AA	1299	A
1	AA	1300	G
1	AA	1302	C

*Continued on next page...*



*Continued from previous page...*

<b>Mol</b>	<b>Chain</b>	<b>Res</b>	<b>Type</b>
1	AA	1303	C
1	AA	1304	G
1	AA	1305	G
1	AA	1319	A
1	AA	1320	C
1	AA	1323	G
1	AA	1328	C
1	AA	1329	A
1	AA	1332	A
1	AA	1336	C
1	AA	1337	G
1	AA	1338	G
1	AA	1346	A
1	AA	1353	G
1	AA	1363	A
1	AA	1364	U
1	AA	1378	C
1	AA	1379	G
1	AA	1391	U
1	AA	1396	A
1	AA	1397	C
1	AA	1398	A
1	AA	1401	G
1	AA	1412	C
1	AA	1414	U
1	AA	1429	A
1	AA	1437	A
1	AA	1441	A
1	AA	1442	G
1	AA	1446	A
1	AA	1450	U
1	AA	1452	C
1	AA	1453	G
1	AA	1454	G
1	AA	1455	G
1	AA	1480	A
1	AA	1493	A
1	AA	1497	G
1	AA	1498	U
1	AA	1499	A
1	AA	1503	A
1	AA	1505	G

*Continued on next page...*

*Continued from previous page...*

<b>Mol</b>	<b>Chain</b>	<b>Res</b>	<b>Type</b>
1	AA	1506	U
1	AA	1517	G
1	AA	1520	C
1	AA	1529	G
1	AA	1530	G
1	AA	1533	C
1	AA	1534	A
1	AA	1535	C
1	AA	1538	C
1	AA	1539	C
22	BA	10	A
22	BA	12	U
22	BA	13	A
22	BA	17	G
22	BA	27	G
22	BA	32	C
22	BA	34	U
22	BA	35	G
22	BA	39	G
22	BA	46	G
22	BA	49	A
22	BA	57	C
22	BA	63	A
22	BA	71	A
22	BA	74	A
22	BA	75	G
22	BA	84	A
22	BA	87	U
22	BA	98	G
22	BA	101	A
22	BA	103	A
22	BA	118	A
22	BA	119	A
22	BA	120	U
22	BA	131	A
22	BA	138	U
22	BA	139	U
22	BA	140	C
22	BA	141	G
22	BA	142	A
22	BA	148	U
22	BA	158	U

*Continued on next page...*

*Continued from previous page...*

<b>Mol</b>	<b>Chain</b>	<b>Res</b>	<b>Type</b>
22	BA	159	G
22	BA	163	C
22	BA	181	A
22	BA	188	G
22	BA	194	G
22	BA	196	A
22	BA	199	A
22	BA	208	C
22	BA	215	G
22	BA	216	A
22	BA	221	A
22	BA	222	A
22	BA	224	U
22	BA	227	A
22	BA	230	G
22	BA	248	G
22	BA	255	A
22	BA	256	A
22	BA	265	A
22	BA	266	G
22	BA	267	C
22	BA	271	G
22	BA	272	A
22	BA	276	U
22	BA	277	G
22	BA	278	A
22	BA	279	A
22	BA	299	A
22	BA	302	C
22	BA	310	A
22	BA	311	A
22	BA	316	C
22	BA	317	G
22	BA	322	A
22	BA	324	A
22	BA	325	G
22	BA	329	G
22	BA	330	A
22	BA	332	A
22	BA	335	C
22	BA	343	C
22	BA	344	A

*Continued on next page...*

*Continued from previous page...*

<b>Mol</b>	<b>Chain</b>	<b>Res</b>	<b>Type</b>
22	BA	348	A
22	BA	353	C
22	BA	355	U
22	BA	361	G
22	BA	362	A
22	BA	371	A
22	BA	372	G
22	BA	378	C
22	BA	386	G
22	BA	403	U
22	BA	405	U
22	BA	411	G
22	BA	420	C
22	BA	424	G
22	BA	441	U
22	BA	451	U
22	BA	467	G
22	BA	476	G
22	BA	479	A
22	BA	480	A
22	BA	481	G
22	BA	483	A
22	BA	485	C
22	BA	489	G
22	BA	490	C
22	BA	491	G
22	BA	499	U
22	BA	501	A
22	BA	504	A
22	BA	505	A
22	BA	508	A
22	BA	528	A
22	BA	531	C
22	BA	532	A
22	BA	533	G
22	BA	536	G
22	BA	543	G
22	BA	544	C
22	BA	546	U
22	BA	547	A
22	BA	548	G
22	BA	549	G

*Continued on next page...*

*Continued from previous page...*

<b>Mol</b>	<b>Chain</b>	<b>Res</b>	<b>Type</b>
22	BA	550	C
22	BA	555	G
22	BA	563	A
22	BA	564	C
22	BA	573	U
22	BA	574	A
22	BA	575	A
22	BA	586	A
22	BA	603	A
22	BA	607	U
22	BA	613	A
22	BA	614	A
22	BA	615	U
22	BA	622	G
22	BA	627	A
22	BA	631	A
22	BA	637	A
22	BA	645	C
22	BA	647	G
22	BA	648	G
22	BA	651	G
22	BA	654	A
22	BA	669	G
22	BA	686	U
22	BA	699	A
22	BA	713	G
22	BA	716	A
22	BA	722	A
22	BA	729	G
22	BA	730	A
22	BA	738	G
22	BA	740	C
22	BA	743	A
22	BA	747	U
22	BA	754	U
22	BA	757	G
22	BA	758	C
22	BA	759	G
22	BA	764	A
22	BA	765	C
22	BA	771	G
22	BA	775	G

*Continued on next page...*

*Continued from previous page...*

<b>Mol</b>	<b>Chain</b>	<b>Res</b>	<b>Type</b>
22	BA	776	G
22	BA	782	A
22	BA	783	A
22	BA	784	G
22	BA	785	G
22	BA	786	C
22	BA	789	A
22	BA	791	C
22	BA	792	A
22	BA	800	A
22	BA	802	A
22	BA	805	G
22	BA	806	C
22	BA	812	C
22	BA	819	A
22	BA	827	U
22	BA	828	U
22	BA	831	G
22	BA	845	A
22	BA	846	U
22	BA	847	U
22	BA	855	G
22	BA	858	G
22	BA	859	G
22	BA	860	U
22	BA	861	A
22	BA	866	A
22	BA	868	U
22	BA	869	G
22	BA	878	A
22	BA	879	G
22	BA	885	C
22	BA	896	A
22	BA	910	A
22	BA	914	G
22	BA	915	C
22	BA	922	C
22	BA	931	U
22	BA	932	U
22	BA	940	G
22	BA	941	A
22	BA	946	C

*Continued on next page...*

*Continued from previous page...*

<b>Mol</b>	<b>Chain</b>	<b>Res</b>	<b>Type</b>
22	BA	961	C
22	BA	974	G
22	BA	978	G
22	BA	983	A
22	BA	984	A
22	BA	985	C
22	BA	990	A
22	BA	995	C
22	BA	996	A
22	BA	997	G
22	BA	1005	C
22	BA	1006	C
22	BA	1011	G
22	BA	1012	U
22	BA	1013	C
22	BA	1022	G
22	BA	1026	G
22	BA	1028	A
22	BA	1033	U
22	BA	1046	A
22	BA	1047	G
22	BA	1051	G
22	BA	1057	A
22	BA	1061	U
22	BA	1062	G
22	BA	1066	U
22	BA	1067	A
22	BA	1070	A
22	BA	1071	G
22	BA	1072	C
22	BA	1073	A
22	BA	1074	G
22	BA	1075	C
22	BA	1077	A
22	BA	1081	U
22	BA	1087	G
22	BA	1088	A
22	BA	1092	C
22	BA	1097	U
22	BA	1098	A
22	BA	1100	C
22	BA	1101	U

*Continued on next page...*

*Continued from previous page...*

<b>Mol</b>	<b>Chain</b>	<b>Res</b>	<b>Type</b>
22	BA	1104	C
22	BA	1106	G
22	BA	1111	A
22	BA	1112	G
22	BA	1119	U
22	BA	1122	G
22	BA	1125	G
22	BA	1132	U
22	BA	1133	A
22	BA	1135	C
22	BA	1136	G
22	BA	1137	G
22	BA	1138	G
22	BA	1139	G
22	BA	1142	A
22	BA	1155	A
22	BA	1165	A
22	BA	1168	G
22	BA	1170	C
22	BA	1171	G
22	BA	1172	C
22	BA	1173	U
22	BA	1174	U
22	BA	1175	A
22	BA	1176	U
22	BA	1179	G
22	BA	1180	U
22	BA	1181	U
22	BA	1197	G
22	BA	1218	G
22	BA	1221	C
22	BA	1230	A
22	BA	1238	G
22	BA	1241	A
22	BA	1247	A
22	BA	1248	G
22	BA	1250	G
22	BA	1251	C
22	BA	1253	A
22	BA	1256	G
22	BA	1257	C
22	BA	1266	G

*Continued on next page...*



*Continued from previous page...*

<b>Mol</b>	<b>Chain</b>	<b>Res</b>	<b>Type</b>
22	BA	1269	A
22	BA	1271	G
22	BA	1272	A
22	BA	1275	A
22	BA	1276	A
22	BA	1284	A
22	BA	1286	A
22	BA	1294	U
22	BA	1300	G
22	BA	1301	A
22	BA	1306	C
22	BA	1309	G
22	BA	1316	U
22	BA	1320	C
22	BA	1321	A
22	BA	1326	U
22	BA	1331	G
22	BA	1332	G
22	BA	1334	G
22	BA	1342	A
22	BA	1345	C
22	BA	1348	C
22	BA	1352	U
22	BA	1355	G
22	BA	1359	A
22	BA	1360	G
22	BA	1365	A
22	BA	1368	G
22	BA	1374	G
22	BA	1377	G
22	BA	1378	A
22	BA	1379	U
22	BA	1383	A
22	BA	1384	A
22	BA	1398	C
22	BA	1402	U
22	BA	1406	U
22	BA	1407	G
22	BA	1415	U
22	BA	1416	G
22	BA	1419	A
22	BA	1424	G

*Continued on next page...*

*Continued from previous page...*

<b>Mol</b>	<b>Chain</b>	<b>Res</b>	<b>Type</b>
22	BA	1427	A
22	BA	1428	C
22	BA	1435	G
22	BA	1440	U
22	BA	1451	C
22	BA	1452	G
22	BA	1453	A
22	BA	1455	G
22	BA	1458	U
22	BA	1460	U
22	BA	1461	C
22	BA	1475	G
22	BA	1482	G
22	BA	1483	G
22	BA	1494	A
22	BA	1495	A
22	BA	1504	A
22	BA	1508	A
22	BA	1510	G
22	BA	1515	A
22	BA	1516	G
22	BA	1523	U
22	BA	1532	A
22	BA	1533	C
22	BA	1534	U
22	BA	1535	A
22	BA	1536	C
22	BA	1547	C
22	BA	1554	U
22	BA	1555	G
22	BA	1558	C
22	BA	1565	C
22	BA	1569	A
22	BA	1576	U
22	BA	1578	U
22	BA	1581	G
22	BA	1583	A
22	BA	1584	U
22	BA	1585	C
22	BA	1587	G
22	BA	1601	G
22	BA	1607	C

*Continued on next page...*

*Continued from previous page...*

<b>Mol</b>	<b>Chain</b>	<b>Res</b>	<b>Type</b>
22	BA	1608	A
22	BA	1610	A
22	BA	1632	A
22	BA	1634	A
22	BA	1635	A
22	BA	1647	U
22	BA	1648	U
22	BA	1649	G
22	BA	1651	G
22	BA	1652	A
22	BA	1654	A
22	BA	1659	G
22	BA	1668	A
22	BA	1674	G
22	BA	1685	C
22	BA	1692	U
22	BA	1695	G
22	BA	1700	A
22	BA	1714	U
22	BA	1715	G
22	BA	1717	A
22	BA	1718	G
22	BA	1729	U
22	BA	1730	C
22	BA	1732	C
22	BA	1736	U
22	BA	1738	G
22	BA	1739	A
22	BA	1744	A
22	BA	1758	U
22	BA	1759	A
22	BA	1760	C
22	BA	1764	C
22	BA	1770	G
22	BA	1773	A
22	BA	1776	G
22	BA	1800	C
22	BA	1801	A
22	BA	1802	A
22	BA	1808	A
22	BA	1809	A
22	BA	1813	G

*Continued on next page...*

*Continued from previous page...*

<b>Mol</b>	<b>Chain</b>	<b>Res</b>	<b>Type</b>
22	BA	1816	C
22	BA	1820	U
22	BA	1825	U
22	BA	1829	A
22	BA	1840	G
22	BA	1841	U
22	BA	1842	G
22	BA	1849	G
22	BA	1858	A
22	BA	1859	U
22	BA	1864	U
22	BA	1870	C
22	BA	1872	A
22	BA	1873	G
22	BA	1876	A
22	BA	1884	G
22	BA	1885	A
22	BA	1890	A
22	BA	1900	A
22	BA	1906	G
22	BA	1909	C
22	BA	1912	A
22	BA	1913	A
22	BA	1914	C
22	BA	1915	U
22	BA	1916	A
22	BA	1917	U
22	BA	1920	C
22	BA	1925	C
22	BA	1926	U
22	BA	1927	A
22	BA	1929	G
22	BA	1930	G
22	BA	1931	U
22	BA	1932	A
22	BA	1935	G
22	BA	1937	A
22	BA	1938	A
22	BA	1940	U
22	BA	1955	U
22	BA	1967	C
22	BA	1970	A

*Continued on next page...*

*Continued from previous page...*

<b>Mol</b>	<b>Chain</b>	<b>Res</b>	<b>Type</b>
22	BA	1972	G
22	BA	1975	G
22	BA	1991	U
22	BA	1992	G
22	BA	1993	U
22	BA	1997	C
22	BA	2001	C
22	BA	2007	U
22	BA	2018	G
22	BA	2022	U
22	BA	2023	C
22	BA	2031	A
22	BA	2032	G
22	BA	2033	A
22	BA	2042	A
22	BA	2043	C
22	BA	2044	C
22	BA	2052	A
22	BA	2055	C
22	BA	2056	G
22	BA	2059	A
22	BA	2060	A
22	BA	2061	G
22	BA	2062	A
22	BA	2063	C
22	BA	2064	C
22	BA	2069	G
22	BA	2072	C
22	BA	2078	C
22	BA	2080	A
22	BA	2092	U
22	BA	2093	G
22	BA	2101	A
22	BA	2102	G
22	BA	2110	G
22	BA	2111	U
22	BA	2112	G
22	BA	2113	U
22	BA	2115	G
22	BA	2116	G
22	BA	2117	A
22	BA	2118	U

*Continued on next page...*

*Continued from previous page...*

<b>Mol</b>	<b>Chain</b>	<b>Res</b>	<b>Type</b>
22	BA	2119	A
22	BA	2122	U
22	BA	2123	G
22	BA	2126	A
22	BA	2128	G
22	BA	2132	U
22	BA	2133	G
22	BA	2134	A
22	BA	2136	G
22	BA	2142	A
22	BA	2145	C
22	BA	2147	A
22	BA	2148	G
22	BA	2149	U
22	BA	2157	G
22	BA	2158	A
22	BA	2159	G
22	BA	2164	C
22	BA	2165	C
22	BA	2167	U
22	BA	2169	A
22	BA	2170	A
22	BA	2171	A
22	BA	2172	U
22	BA	2173	A
22	BA	2178	C
22	BA	2179	C
22	BA	2183	A
22	BA	2187	U
22	BA	2188	U
22	BA	2189	U
22	BA	2190	G
22	BA	2195	U
22	BA	2198	A
22	BA	2204	G
22	BA	2211	A
22	BA	2212	A
22	BA	2224	G
22	BA	2225	A
22	BA	2226	C
22	BA	2234	G
22	BA	2238	G

*Continued on next page...*

*Continued from previous page...*

<b>Mol</b>	<b>Chain</b>	<b>Res</b>	<b>Type</b>
22	BA	2239	G
22	BA	2257	U
22	BA	2258	C
22	BA	2268	A
22	BA	2269	G
22	BA	2279	G
22	BA	2280	G
22	BA	2283	C
22	BA	2287	A
22	BA	2296	U
22	BA	2297	A
22	BA	2305	U
22	BA	2308	G
22	BA	2311	A
22	BA	2322	A
22	BA	2325	G
22	BA	2326	C
22	BA	2327	A
22	BA	2329	U
22	BA	2336	A
22	BA	2345	G
22	BA	2347	C
22	BA	2350	C
22	BA	2357	G
22	BA	2358	A
22	BA	2361	G
22	BA	2383	G
22	BA	2385	C
22	BA	2389	G
22	BA	2402	U
22	BA	2403	C
22	BA	2406	A
22	BA	2412	A
22	BA	2418	A
22	BA	2422	C
22	BA	2425	A
22	BA	2426	A
22	BA	2428	G
22	BA	2429	G
22	BA	2430	A
22	BA	2435	A
22	BA	2437	G

*Continued on next page...*

*Continued from previous page...*

<b>Mol</b>	<b>Chain</b>	<b>Res</b>	<b>Type</b>
22	BA	2441	U
22	BA	2447	G
22	BA	2448	A
22	BA	2465	C
22	BA	2474	U
22	BA	2475	C
22	BA	2476	A
22	BA	2479	U
22	BA	2486	C
22	BA	2490	G
22	BA	2491	U
22	BA	2500	U
22	BA	2501	C
22	BA	2502	G
22	BA	2504	U
22	BA	2505	G
22	BA	2508	G
22	BA	2515	C
22	BA	2518	A
22	BA	2520	C
22	BA	2525	G
22	BA	2529	G
22	BA	2554	U
22	BA	2555	U
22	BA	2566	A
22	BA	2567	G
22	BA	2573	C
22	BA	2574	G
22	BA	2575	C
22	BA	2582	G
22	BA	2585	U
22	BA	2586	U
22	BA	2599	G
22	BA	2602	A
22	BA	2603	G
22	BA	2609	U
22	BA	2610	C
22	BA	2613	U
22	BA	2615	U
22	BA	2616	C
22	BA	2621	G
22	BA	2627	G

*Continued on next page...*



*Continued from previous page...*

<b>Mol</b>	<b>Chain</b>	<b>Res</b>	<b>Type</b>
22	BA	2629	U
22	BA	2658	C
22	BA	2663	G
22	BA	2689	U
22	BA	2690	U
22	BA	2714	G
22	BA	2718	G
22	BA	2719	G
22	BA	2724	U
22	BA	2726	A
22	BA	2729	G
22	BA	2731	G
22	BA	2733	A
22	BA	2737	G
22	BA	2742	G
22	BA	2744	G
22	BA	2748	A
22	BA	2750	A
22	BA	2757	A
22	BA	2759	G
22	BA	2762	C
22	BA	2765	A
22	BA	2769	U
22	BA	2778	A
22	BA	2791	G
22	BA	2792	A
22	BA	2798	U
22	BA	2799	A
22	BA	2800	A
22	BA	2811	G
22	BA	2812	G
22	BA	2820	A
22	BA	2821	A
22	BA	2825	G
22	BA	2827	C
22	BA	2835	A
22	BA	2840	C
22	BA	2849	U
22	BA	2858	C
22	BA	2861	U
22	BA	2862	G
22	BA	2867	G

*Continued on next page...*

*Continued from previous page...*

<b>Mol</b>	<b>Chain</b>	<b>Res</b>	<b>Type</b>
22	BA	2873	A
22	BA	2874	C
22	BA	2880	C
22	BA	2883	A
22	BA	2884	U
22	BA	2885	G
22	BA	2886	A
22	BA	2887	A
22	BA	2891	U
22	BA	2903	U
23	BB	2	G
23	BB	4	C
23	BB	9	G
23	BB	12	C
23	BB	13	G
23	BB	15	A
23	BB	16	G
23	BB	24	G
23	BB	25	U
23	BB	35	C
23	BB	36	C
23	BB	37	C
23	BB	41	G
23	BB	44	G
23	BB	46	A
23	BB	56	G
23	BB	63	C
23	BB	66	A
23	BB	85	G
23	BB	89	U
23	BB	90	C
23	BB	98	G
23	BB	99	A
23	BB	105	G
23	BB	109	A
23	BB	112	G
23	BB	119	A
1	CA	5	U
1	CA	7	A
1	CA	8	A
1	CA	9	G
1	CA	19	A

*Continued on next page...*

*Continued from previous page...*

<b>Mol</b>	<b>Chain</b>	<b>Res</b>	<b>Type</b>
1	CA	32	A
1	CA	39	G
1	CA	47	C
1	CA	48	C
1	CA	50	A
1	CA	51	A
1	CA	56	U
1	CA	67	C
1	CA	68	G
1	CA	70	U
1	CA	71	A
1	CA	74	A
1	CA	80	A
1	CA	81	A
1	CA	83	C
1	CA	84	U
1	CA	85	U
1	CA	87	C
1	CA	88	U
1	CA	91	U
1	CA	94	G
1	CA	95	C
1	CA	97	G
1	CA	108	G
1	CA	116	A
1	CA	120	A
1	CA	121	U
1	CA	122	G
1	CA	130	A
1	CA	131	A
1	CA	142	G
1	CA	144	G
1	CA	154	U
1	CA	155	A
1	CA	156	C
1	CA	159	G
1	CA	168	G
1	CA	169	C
1	CA	176	C
1	CA	179	A
1	CA	181	A
1	CA	182	A

*Continued on next page...*

*Continued from previous page...*

<b>Mol</b>	<b>Chain</b>	<b>Res</b>	<b>Type</b>
1	CA	183	C
1	CA	189	A
1	CA	195	A
1	CA	197	A
1	CA	200	G
1	CA	201	G
1	CA	204	G
1	CA	206	C
1	CA	207	C
1	CA	208	U
1	CA	210	C
1	CA	211	G
1	CA	212	G
1	CA	240	G
1	CA	241	G
1	CA	245	U
1	CA	247	G
1	CA	249	U
1	CA	251	G
1	CA	263	A
1	CA	266	G
1	CA	267	C
1	CA	279	A
1	CA	289	G
1	CA	298	A
1	CA	316	C
1	CA	320	A
1	CA	321	A
1	CA	328	C
1	CA	329	A
1	CA	330	C
1	CA	332	G
1	CA	333	U
1	CA	338	A
1	CA	345	C
1	CA	347	G
1	CA	351	G
1	CA	352	C
1	CA	354	G
1	CA	358	U
1	CA	359	G
1	CA	367	U

*Continued on next page...*

*Continued from previous page...*

<b>Mol</b>	<b>Chain</b>	<b>Res</b>	<b>Type</b>
1	CA	372	C
1	CA	376	G
1	CA	378	G
1	CA	382	A
1	CA	384	G
1	CA	388	G
1	CA	398	U
1	CA	399	G
1	CA	402	G
1	CA	406	G
1	CA	411	A
1	CA	412	A
1	CA	413	G
1	CA	421	U
1	CA	422	C
1	CA	429	U
1	CA	430	A
1	CA	446	G
1	CA	458	U
1	CA	459	A
1	CA	463	U
1	CA	466	A
1	CA	467	U
1	CA	468	A
1	CA	469	C
1	CA	474	G
1	CA	477	C
1	CA	478	A
1	CA	479	U
1	CA	481	G
1	CA	482	A
1	CA	484	G
1	CA	485	U
1	CA	486	U
1	CA	495	A
1	CA	498	A
1	CA	499	A
1	CA	500	G
1	CA	505	G
1	CA	509	A
1	CA	511	C
1	CA	512	U

*Continued on next page...*

*Continued from previous page...*

<b>Mol</b>	<b>Chain</b>	<b>Res</b>	<b>Type</b>
1	CA	518	C
1	CA	519	C
1	CA	527	G
1	CA	532	A
1	CA	533	A
1	CA	536	C
1	CA	545	C
1	CA	547	A
1	CA	550	G
1	CA	559	A
1	CA	564	C
1	CA	567	G
1	CA	568	G
1	CA	572	A
1	CA	573	A
1	CA	576	C
1	CA	581	G
1	CA	582	C
1	CA	595	A
1	CA	596	A
1	CA	619	U
1	CA	622	A
1	CA	641	U
1	CA	650	G
1	CA	653	U
1	CA	665	A
1	CA	666	G
1	CA	675	A
1	CA	682	G
1	CA	687	A
1	CA	693	G
1	CA	695	A
1	CA	702	A
1	CA	703	G
1	CA	719	C
1	CA	720	C
1	CA	721	G
1	CA	723	U
1	CA	724	G
1	CA	729	A
1	CA	731	G
1	CA	733	G

*Continued on next page...*

*Continued from previous page...*

<b>Mol</b>	<b>Chain</b>	<b>Res</b>	<b>Type</b>
1	CA	734	G
1	CA	747	A
1	CA	754	C
1	CA	755	G
1	CA	776	G
1	CA	778	G
1	CA	793	U
1	CA	794	A
1	CA	799	G
1	CA	802	A
1	CA	803	G
1	CA	809	G
1	CA	810	C
1	CA	814	A
1	CA	815	A
1	CA	821	G
1	CA	827	U
1	CA	828	U
1	CA	841	C
1	CA	842	U
1	CA	843	U
1	CA	844	G
1	CA	845	A
1	CA	846	G
1	CA	859	G
1	CA	874	G
1	CA	914	A
1	CA	922	G
1	CA	926	G
1	CA	931	C
1	CA	934	C
1	CA	935	A
1	CA	960	U
1	CA	966	G
1	CA	967	C
1	CA	969	A
1	CA	971	G
1	CA	973	G
1	CA	975	A
1	CA	976	G
1	CA	977	A
1	CA	983	A

*Continued on next page...*

*Continued from previous page...*

<b>Mol</b>	<b>Chain</b>	<b>Res</b>	<b>Type</b>
1	CA	986	U
1	CA	987	G
1	CA	989	U
1	CA	993	G
1	CA	995	C
1	CA	1004	A
1	CA	1008	U
1	CA	1009	U
1	CA	1018	G
1	CA	1022	A
1	CA	1025	U
1	CA	1026	G
1	CA	1027	C
1	CA	1028	C
1	CA	1030	U
1	CA	1031	C
1	CA	1032	G
1	CA	1033	G
1	CA	1034	G
1	CA	1037	C
1	CA	1042	A
1	CA	1043	G
1	CA	1044	A
1	CA	1050	G
1	CA	1054	C
1	CA	1065	U
1	CA	1072	G
1	CA	1073	U
1	CA	1080	A
1	CA	1086	U
1	CA	1094	G
1	CA	1095	U
1	CA	1101	A
1	CA	1124	G
1	CA	1125	U
1	CA	1133	G
1	CA	1134	G
1	CA	1136	C
1	CA	1137	C
1	CA	1139	G
1	CA	1140	C
1	CA	1141	C

*Continued on next page...*



*Continued from previous page...*

<b>Mol</b>	<b>Chain</b>	<b>Res</b>	<b>Type</b>
1	CA	1142	G
1	CA	1145	A
1	CA	1154	G
1	CA	1157	A
1	CA	1159	U
1	CA	1160	G
1	CA	1161	C
1	CA	1180	A
1	CA	1183	U
1	CA	1184	G
1	CA	1192	C
1	CA	1196	A
1	CA	1197	A
1	CA	1202	U
1	CA	1212	U
1	CA	1213	A
1	CA	1214	C
1	CA	1227	A
1	CA	1230	C
1	CA	1232	U
1	CA	1238	A
1	CA	1240	U
1	CA	1241	G
1	CA	1253	G
1	CA	1275	A
1	CA	1280	A
1	CA	1285	A
1	CA	1286	U
1	CA	1287	A
1	CA	1292	G
1	CA	1293	C
1	CA	1299	A
1	CA	1302	C
1	CA	1304	G
1	CA	1305	G
1	CA	1317	C
1	CA	1318	A
1	CA	1322	C
1	CA	1324	A
1	CA	1331	G
1	CA	1337	G
1	CA	1338	G

*Continued on next page...*

*Continued from previous page...*

<b>Mol</b>	<b>Chain</b>	<b>Res</b>	<b>Type</b>
1	CA	1343	G
1	CA	1346	A
1	CA	1362	A
1	CA	1363	A
1	CA	1365	G
1	CA	1370	G
1	CA	1378	C
1	CA	1379	G
1	CA	1382	C
1	CA	1397	C
1	CA	1398	A
1	CA	1406	U
1	CA	1419	G
1	CA	1429	A
1	CA	1440	U
1	CA	1441	A
1	CA	1442	G
1	CA	1446	A
1	CA	1452	C
1	CA	1454	G
1	CA	1455	G
1	CA	1475	G
1	CA	1480	A
1	CA	1491	G
1	CA	1492	A
1	CA	1493	A
1	CA	1497	G
1	CA	1505	G
1	CA	1506	U
1	CA	1514	G
1	CA	1517	G
1	CA	1529	G
1	CA	1530	G
1	CA	1531	A
1	CA	1533	C
1	CA	1535	C
22	DA	10	A
22	DA	12	U
22	DA	15	G
22	DA	34	U
22	DA	39	G
22	DA	41	C

*Continued on next page...*

*Continued from previous page...*

<b>Mol</b>	<b>Chain</b>	<b>Res</b>	<b>Type</b>
22	DA	42	A
22	DA	46	G
22	DA	57	C
22	DA	58	G
22	DA	61	C
22	DA	71	A
22	DA	73	A
22	DA	74	A
22	DA	75	G
22	DA	80	G
22	DA	82	U
22	DA	84	A
22	DA	98	G
22	DA	101	A
22	DA	102	U
22	DA	118	A
22	DA	119	A
22	DA	120	U
22	DA	138	U
22	DA	139	U
22	DA	140	C
22	DA	141	G
22	DA	142	A
22	DA	146	A
22	DA	162	U
22	DA	163	C
22	DA	166	U
22	DA	172	A
22	DA	181	A
22	DA	196	A
22	DA	197	A
22	DA	215	G
22	DA	216	A
22	DA	222	A
22	DA	223	A
22	DA	224	U
22	DA	233	A
22	DA	248	G
22	DA	249	C
22	DA	250	G
22	DA	255	A
22	DA	265	A

*Continued on next page...*

*Continued from previous page...*

<b>Mol</b>	<b>Chain</b>	<b>Res</b>	<b>Type</b>
22	DA	266	G
22	DA	271	G
22	DA	272	A
22	DA	276	U
22	DA	278	A
22	DA	281	C
22	DA	282	A
22	DA	284	U
22	DA	285	G
22	DA	286	U
22	DA	294	A
22	DA	311	A
22	DA	328	U
22	DA	329	G
22	DA	330	A
22	DA	335	C
22	DA	346	A
22	DA	350	G
22	DA	353	C
22	DA	354	A
22	DA	361	G
22	DA	362	A
22	DA	367	G
22	DA	371	A
22	DA	372	G
22	DA	374	A
22	DA	380	G
22	DA	383	C
22	DA	385	C
22	DA	386	G
22	DA	387	U
22	DA	396	G
22	DA	399	U
22	DA	405	U
22	DA	411	G
22	DA	417	C
22	DA	424	G
22	DA	425	G
22	DA	430	A
22	DA	451	U
22	DA	455	C
22	DA	478	A

*Continued on next page...*

*Continued from previous page...*

<b>Mol</b>	<b>Chain</b>	<b>Res</b>	<b>Type</b>
22	DA	479	A
22	DA	480	A
22	DA	481	G
22	DA	490	C
22	DA	491	G
22	DA	504	A
22	DA	505	A
22	DA	508	A
22	DA	509	C
22	DA	518	G
22	DA	526	A
22	DA	529	A
22	DA	531	C
22	DA	532	A
22	DA	533	G
22	DA	543	G
22	DA	544	C
22	DA	546	U
22	DA	547	A
22	DA	548	G
22	DA	549	G
22	DA	550	C
22	DA	563	A
22	DA	573	U
22	DA	575	A
22	DA	586	A
22	DA	588	U
22	DA	593	U
22	DA	603	A
22	DA	615	U
22	DA	627	A
22	DA	630	G
22	DA	631	A
22	DA	637	A
22	DA	642	U
22	DA	645	C
22	DA	646	U
22	DA	647	G
22	DA	648	G
22	DA	651	G
22	DA	654	A
22	DA	657	U

*Continued on next page...*

*Continued from previous page...*

<b>Mol</b>	<b>Chain</b>	<b>Res</b>	<b>Type</b>
22	DA	664	G
22	DA	672	C
22	DA	676	A
22	DA	677	A
22	DA	685	A
22	DA	686	U
22	DA	695	G
22	DA	702	U
22	DA	717	C
22	DA	726	G
22	DA	728	G
22	DA	730	A
22	DA	740	C
22	DA	747	U
22	DA	749	A
22	DA	751	A
22	DA	752	A
22	DA	753	A
22	DA	764	A
22	DA	775	G
22	DA	776	G
22	DA	782	A
22	DA	784	G
22	DA	785	G
22	DA	794	A
22	DA	799	G
22	DA	801	G
22	DA	805	G
22	DA	812	C
22	DA	815	C
22	DA	819	A
22	DA	827	U
22	DA	828	U
22	DA	829	A
22	DA	830	G
22	DA	844	A
22	DA	845	A
22	DA	846	U
22	DA	847	U
22	DA	858	G
22	DA	859	G
22	DA	878	A

*Continued on next page...*

*Continued from previous page...*

<b>Mol</b>	<b>Chain</b>	<b>Res</b>	<b>Type</b>
22	DA	880	G
22	DA	881	G
22	DA	885	C
22	DA	896	A
22	DA	897	C
22	DA	902	C
22	DA	910	A
22	DA	914	G
22	DA	915	C
22	DA	931	U
22	DA	932	U
22	DA	941	A
22	DA	945	A
22	DA	946	C
22	DA	961	C
22	DA	974	G
22	DA	983	A
22	DA	995	C
22	DA	996	A
22	DA	1012	U
22	DA	1013	C
22	DA	1022	G
22	DA	1023	U
22	DA	1025	G
22	DA	1026	G
22	DA	1033	U
22	DA	1046	A
22	DA	1047	G
22	DA	1053	C
22	DA	1058	U
22	DA	1060	U
22	DA	1061	U
22	DA	1062	G
22	DA	1065	U
22	DA	1066	U
22	DA	1068	G
22	DA	1070	A
22	DA	1071	G
22	DA	1072	C
22	DA	1074	G
22	DA	1075	C
22	DA	1077	A

*Continued on next page...*

*Continued from previous page...*

<b>Mol</b>	<b>Chain</b>	<b>Res</b>	<b>Type</b>
22	DA	1079	C
22	DA	1082	U
22	DA	1088	A
22	DA	1089	A
22	DA	1090	A
22	DA	1092	C
22	DA	1094	U
22	DA	1097	U
22	DA	1098	A
22	DA	1100	C
22	DA	1104	C
22	DA	1110	G
22	DA	1111	A
22	DA	1112	G
22	DA	1119	U
22	DA	1128	G
22	DA	1132	U
22	DA	1133	A
22	DA	1135	C
22	DA	1136	G
22	DA	1139	G
22	DA	1142	A
22	DA	1143	A
22	DA	1153	C
22	DA	1155	A
22	DA	1156	A
22	DA	1171	G
22	DA	1172	C
22	DA	1173	U
22	DA	1175	A
22	DA	1176	U
22	DA	1179	G
22	DA	1180	U
22	DA	1186	G
22	DA	1195	G
22	DA	1197	G
22	DA	1208	C
22	DA	1212	G
22	DA	1221	C
22	DA	1230	A
22	DA	1236	G
22	DA	1238	G

*Continued on next page...*



*Continued from previous page...*

<b>Mol</b>	<b>Chain</b>	<b>Res</b>	<b>Type</b>
22	DA	1241	A
22	DA	1246	A
22	DA	1247	A
22	DA	1250	G
22	DA	1253	A
22	DA	1256	G
22	DA	1264	A
22	DA	1266	G
22	DA	1269	A
22	DA	1271	G
22	DA	1272	A
22	DA	1274	A
22	DA	1276	A
22	DA	1288	G
22	DA	1300	G
22	DA	1301	A
22	DA	1305	C
22	DA	1312	U
22	DA	1321	A
22	DA	1325	U
22	DA	1341	G
22	DA	1345	C
22	DA	1352	U
22	DA	1355	G
22	DA	1359	A
22	DA	1363	C
22	DA	1365	A
22	DA	1368	G
22	DA	1376	C
22	DA	1379	U
22	DA	1380	G
22	DA	1383	A
22	DA	1386	C
22	DA	1387	A
22	DA	1390	U
22	DA	1395	A
22	DA	1411	U
22	DA	1414	C
22	DA	1416	G
22	DA	1420	A
22	DA	1423	G
22	DA	1428	C

*Continued on next page...*

*Continued from previous page...*

<b>Mol</b>	<b>Chain</b>	<b>Res</b>	<b>Type</b>
22	DA	1434	A
22	DA	1441	G
22	DA	1446	C
22	DA	1451	C
22	DA	1452	G
22	DA	1455	G
22	DA	1458	U
22	DA	1462	C
22	DA	1468	U
22	DA	1471	G
22	DA	1472	C
22	DA	1482	G
22	DA	1483	G
22	DA	1493	C
22	DA	1495	A
22	DA	1504	A
22	DA	1509	A
22	DA	1510	G
22	DA	1515	A
22	DA	1523	U
22	DA	1530	G
22	DA	1531	C
22	DA	1533	C
22	DA	1534	U
22	DA	1535	A
22	DA	1536	C
22	DA	1537	G
22	DA	1547	C
22	DA	1566	A
22	DA	1569	A
22	DA	1576	U
22	DA	1578	U
22	DA	1581	G
22	DA	1582	C
22	DA	1583	A
22	DA	1584	U
22	DA	1585	C
22	DA	1603	A
22	DA	1606	C
22	DA	1607	C
22	DA	1608	A
22	DA	1610	A

*Continued on next page...*

*Continued from previous page...*

<b>Mol</b>	<b>Chain</b>	<b>Res</b>	<b>Type</b>
22	DA	1613	G
22	DA	1616	A
22	DA	1618	A
22	DA	1623	G
22	DA	1639	C
22	DA	1646	C
22	DA	1647	U
22	DA	1648	U
22	DA	1649	G
22	DA	1651	G
22	DA	1660	G
22	DA	1664	A
22	DA	1674	G
22	DA	1694	C
22	DA	1714	U
22	DA	1715	G
22	DA	1729	U
22	DA	1730	C
22	DA	1731	G
22	DA	1732	C
22	DA	1738	G
22	DA	1739	A
22	DA	1744	A
22	DA	1756	G
22	DA	1758	U
22	DA	1764	C
22	DA	1765	U
22	DA	1773	A
22	DA	1800	C
22	DA	1802	A
22	DA	1808	A
22	DA	1811	G
22	DA	1816	C
22	DA	1820	U
22	DA	1821	A
22	DA	1822	C
22	DA	1823	G
22	DA	1829	A
22	DA	1847	A
22	DA	1848	A
22	DA	1858	A
22	DA	1869	G

*Continued on next page...*

*Continued from previous page...*

<b>Mol</b>	<b>Chain</b>	<b>Res</b>	<b>Type</b>
22	DA	1870	C
22	DA	1871	A
22	DA	1872	A
22	DA	1874	C
22	DA	1876	A
22	DA	1880	U
22	DA	1884	G
22	DA	1887	C
22	DA	1893	C
22	DA	1903	G
22	DA	1905	C
22	DA	1906	G
22	DA	1914	C
22	DA	1924	C
22	DA	1927	A
22	DA	1929	G
22	DA	1930	G
22	DA	1934	C
22	DA	1939	U
22	DA	1945	G
22	DA	1947	C
22	DA	1955	U
22	DA	1963	U
22	DA	1966	A
22	DA	1967	C
22	DA	1970	A
22	DA	1971	U
22	DA	1972	G
22	DA	1975	G
22	DA	1991	U
22	DA	1992	G
22	DA	1993	U
22	DA	1997	C
22	DA	2005	A
22	DA	2022	U
22	DA	2023	C
22	DA	2030	A
22	DA	2031	A
22	DA	2033	A
22	DA	2043	C
22	DA	2055	C
22	DA	2056	G

*Continued on next page...*

*Continued from previous page...*

<b>Mol</b>	<b>Chain</b>	<b>Res</b>	<b>Type</b>
22	DA	2060	A
22	DA	2061	G
22	DA	2062	A
22	DA	2069	G
22	DA	2092	U
22	DA	2093	G
22	DA	2095	A
22	DA	2103	C
22	DA	2107	G
22	DA	2108	A
22	DA	2110	G
22	DA	2111	U
22	DA	2112	G
22	DA	2113	U
22	DA	2115	G
22	DA	2116	G
22	DA	2117	A
22	DA	2118	U
22	DA	2119	A
22	DA	2125	G
22	DA	2126	A
22	DA	2127	G
22	DA	2128	G
22	DA	2131	U
22	DA	2132	U
22	DA	2133	G
22	DA	2135	A
22	DA	2137	U
22	DA	2144	G
22	DA	2146	C
22	DA	2147	A
22	DA	2149	U
22	DA	2158	A
22	DA	2162	G
22	DA	2163	A
22	DA	2164	C
22	DA	2165	C
22	DA	2169	A
22	DA	2170	A
22	DA	2171	A
22	DA	2172	U
22	DA	2173	A

*Continued on next page...*

*Continued from previous page...*

<b>Mol</b>	<b>Chain</b>	<b>Res</b>	<b>Type</b>
22	DA	2178	C
22	DA	2184	A
22	DA	2189	U
22	DA	2190	G
22	DA	2198	A
22	DA	2203	U
22	DA	2204	G
22	DA	2211	A
22	DA	2212	A
22	DA	2214	C
22	DA	2225	A
22	DA	2226	C
22	DA	2230	G
22	DA	2238	G
22	DA	2239	G
22	DA	2241	A
22	DA	2243	U
22	DA	2246	G
22	DA	2266	A
22	DA	2268	A
22	DA	2273	A
22	DA	2278	A
22	DA	2280	G
22	DA	2283	C
22	DA	2287	A
22	DA	2289	G
22	DA	2305	U
22	DA	2307	G
22	DA	2308	G
22	DA	2309	A
22	DA	2311	A
22	DA	2312	U
22	DA	2320	U
22	DA	2322	A
22	DA	2324	U
22	DA	2325	G
22	DA	2327	A
22	DA	2331	G
22	DA	2333	A
22	DA	2344	U
22	DA	2350	C
22	DA	2354	C

*Continued on next page...*

*Continued from previous page...*

<b>Mol</b>	<b>Chain</b>	<b>Res</b>	<b>Type</b>
22	DA	2357	G
22	DA	2361	G
22	DA	2383	G
22	DA	2385	C
22	DA	2402	U
22	DA	2403	C
22	DA	2406	A
22	DA	2407	A
22	DA	2410	G
22	DA	2417	C
22	DA	2422	C
22	DA	2423	U
22	DA	2424	C
22	DA	2425	A
22	DA	2426	A
22	DA	2429	G
22	DA	2430	A
22	DA	2431	U
22	DA	2435	A
22	DA	2441	U
22	DA	2446	G
22	DA	2448	A
22	DA	2449	U
22	DA	2454	G
22	DA	2474	U
22	DA	2476	A
22	DA	2484	G
22	DA	2491	U
22	DA	2494	G
22	DA	2501	C
22	DA	2502	G
22	DA	2503	A
22	DA	2504	U
22	DA	2505	G
22	DA	2507	C
22	DA	2518	A
22	DA	2525	G
22	DA	2529	G
22	DA	2535	G
22	DA	2547	A
22	DA	2554	U
22	DA	2566	A

*Continued on next page...*

*Continued from previous page...*

<b>Mol</b>	<b>Chain</b>	<b>Res</b>	<b>Type</b>
22	DA	2567	G
22	DA	2572	A
22	DA	2573	C
22	DA	2581	G
22	DA	2582	G
22	DA	2585	U
22	DA	2586	U
22	DA	2602	A
22	DA	2603	G
22	DA	2609	U
22	DA	2610	C
22	DA	2613	U
22	DA	2614	A
22	DA	2615	U
22	DA	2629	U
22	DA	2630	G
22	DA	2636	C
22	DA	2646	C
22	DA	2647	U
22	DA	2663	G
22	DA	2684	U
22	DA	2689	U
22	DA	2690	U
22	DA	2703	C
22	DA	2716	C
22	DA	2726	A
22	DA	2727	A
22	DA	2732	G
22	DA	2748	A
22	DA	2751	G
22	DA	2757	A
22	DA	2764	A
22	DA	2765	A
22	DA	2770	G
22	DA	2778	A
22	DA	2791	G
22	DA	2792	A
22	DA	2794	C
22	DA	2798	U
22	DA	2799	A
22	DA	2807	U
22	DA	2809	A

*Continued on next page...*



*Continued from previous page...*

<b>Mol</b>	<b>Chain</b>	<b>Res</b>	<b>Type</b>
22	DA	2820	A
22	DA	2822	G
22	DA	2823	A
22	DA	2835	A
22	DA	2861	U
22	DA	2867	G
22	DA	2875	C
22	DA	2879	A
22	DA	2880	C
22	DA	2883	A
22	DA	2886	A
22	DA	2891	U
22	DA	2894	G
22	DA	2901	C
22	DA	2903	U
23	DB	13	G
23	DB	15	A
23	DB	16	G
23	DB	22	U
23	DB	24	G
23	DB	25	U
23	DB	35	C
23	DB	36	C
23	DB	40	U
23	DB	44	G
23	DB	50	A
23	DB	51	G
23	DB	54	G
23	DB	56	G
23	DB	58	A
23	DB	64	G
23	DB	66	A
23	DB	73	A
23	DB	88	C
23	DB	89	U
23	DB	90	C
23	DB	91	C
23	DB	99	A
23	DB	105	G
23	DB	109	A

All (103) RNA pucker outliers are listed below:

Mol	Chain	Res	Type
1	AA	115	G
1	AA	148	G
1	AA	209	U
1	AA	243	A
1	AA	351	G
1	AA	429	U
1	AA	484	G
1	AA	772	U
1	AA	793	U
1	AA	1031	C
1	AA	1049	U
1	AA	1145	A
1	AA	1201	A
1	AA	1211	U
1	AA	1286	U
1	AA	1378	C
1	AA	1533	C
22	BA	70	G
22	BA	199	A
22	BA	271	G
22	BA	310	A
22	BA	404	A
22	BA	479	A
22	BA	585	G
22	BA	620	G
22	BA	668	A
22	BA	764	A
22	BA	846	U
22	BA	984	A
22	BA	995	C
22	BA	1275	A
22	BA	1344	U
22	BA	1378	A
22	BA	1509	A
22	BA	1606	C
22	BA	1607	C
22	BA	1610	A
22	BA	1738	G
22	BA	1757	A
22	BA	1875	G
22	BA	2051	A
22	BA	2127	G
22	BA	2211	A

*Continued on next page...*

*Continued from previous page...*

<b>Mol</b>	<b>Chain</b>	<b>Res</b>	<b>Type</b>
22	BA	2286	G
22	BA	2326	C
22	BA	2425	A
22	BA	2428	G
22	BA	2430	A
22	BA	2756	U
22	BA	2779	U
22	BA	2849	U
22	BA	2866	U
22	BA	2873	A
23	BB	88	C
1	CA	7	A
1	CA	96	U
1	CA	115	G
1	CA	209	U
1	CA	266	G
1	CA	429	U
1	CA	510	A
1	CA	559	A
1	CA	561	U
1	CA	723	U
1	CA	733	G
1	CA	873	A
1	CA	1049	U
1	CA	1201	A
1	CA	1211	U
1	CA	1279	G
22	DA	60	G
22	DA	83	A
22	DA	162	U
22	DA	196	A
22	DA	271	G
22	DA	404	A
22	DA	479	A
22	DA	800	A
22	DA	846	U
22	DA	982	C
22	DA	1240	U
22	DA	1275	A
22	DA	1344	U
22	DA	1378	A
22	DA	1606	C

*Continued on next page...*

Continued from previous page...

Mol	Chain	Res	Type
22	DA	1738	G
22	DA	1786	A
22	DA	1847	A
22	DA	2109	U
22	DA	2127	G
22	DA	2146	C
22	DA	2162	G
22	DA	2211	A
22	DA	2225	A
22	DA	2272	U
22	DA	2286	G
22	DA	2308	G
22	DA	2311	A
22	DA	2326	C
22	DA	2501	C
22	DA	2602	A
22	DA	2756	U
22	DA	2873	A

## 5.4 Non-standard residues in protein, DNA, RNA chains [i](#)

10 non-standard protein/DNA/RNA residues are modelled in this entry.

In the following table, the Counts columns list the number of bonds (or angles) for which Mogul statistics could be retrieved, the number of bonds (or angles) that are observed in the model and the number of bonds (or angles) that are defined in the Chemical Component Dictionary. The Link column lists molecule types, if any, to which the group is linked. The Z score for a bond length (or angle) is the number of standard deviations the observed value is removed from the expected value. A bond length (or angle) with  $|Z| > 2$  is considered an outlier worth inspection. RMSZ is the root-mean-square of all Z scores of the bond lengths (or angles).

Mol	Type	Chain	Res	Link	Bond lengths			Bond angles		
					Counts	RMSZ	# Z  > 2	Counts	RMSZ	# Z  > 2
54	MHU	B6	5	54	14,15,16	2.87	7 (50%)	18,19,21	2.71	5 (27%)
54	MHW	D6	1	54	9,9,10	3.18	4 (44%)	10,11,13	2.22	7 (70%)
54	DBB	D6	3	54	4,5,6	0.76	0	1,5,7	0.74	0
54	004	D6	7	54	9,10,11	3.28	7 (77%)	9,12,14	2.38	2 (22%)
54	MHU	D6	5	54	14,15,16	2.80	6 (42%)	18,19,21	2.69	4 (22%)
54	04X	B6	6	54	14,16,17	1.22	1 (7%)	11,20,22	4.65	6 (54%)
54	MHW	B6	1	54	9,9,10	2.88	4 (44%)	10,11,13	3.44	8 (80%)
54	DBB	B6	3	54	4,5,6	0.86	0	1,5,7	0.96	0

Mol	Type	Chain	Res	Link	Bond lengths			Bond angles		
					Counts	RMSZ	# Z  > 2	Counts	RMSZ	# Z  > 2
54	004	B6	7	54	9,10,11	3.36	6 (66%)	9,12,14	1.59	2 (22%)
54	04X	D6	6	54	14,16,17	1.14	2 (14%)	11,20,22	5.43	7 (63%)

In the following table, the Chirals column lists the number of chiral outliers, the number of chiral centers analysed, the number of these observed in the model and the number defined in the Chemical Component Dictionary. Similar counts are reported in the Torsion and Rings columns. '-' means no outliers of that kind were identified.

Mol	Type	Chain	Res	Link	Chirals	Torsions	Rings
54	MHU	B6	5	54	-	2/9/12/14	0/1/1/1
54	MHW	D6	1	54	-	0/2/2/4	0/1/1/1
54	DBB	D6	3	54	-	2/3/4/6	-
54	004	D6	7	54	-	2/4/6/8	0/1/1/1
54	MHU	D6	5	54	-	3/9/12/14	0/1/1/1
54	04X	B6	6	54	-	2/4/24/26	0/2/2/2
54	MHW	B6	1	54	-	2/2/2/4	0/1/1/1
54	DBB	B6	3	54	-	1/3/4/6	-
54	004	B6	7	54	-	3/4/6/8	0/1/1/1
54	04X	D6	6	54	-	3/4/24/26	0/2/2/2

All (37) bond length outliers are listed below:

Mol	Chain	Res	Type	Atoms	Z	Observed(Å)	Ideal(Å)
54	B6	7	004	CB-CA	-6.34	1.45	1.52
54	D6	5	MHU	CE1-CD1	6.06	1.49	1.38
54	D6	7	004	CB-CA	-5.93	1.46	1.52
54	D6	1	MHW	CG2-CB	-5.61	1.29	1.39
54	B6	1	MHW	CG2-CB	-5.54	1.29	1.39
54	B6	5	MHU	CE1-CD1	5.54	1.48	1.38
54	D6	1	MHW	CA-N	-5.30	1.28	1.35
54	B6	5	MHU	CD2-CG	4.90	1.49	1.38
54	B6	5	MHU	CM-N	-4.43	1.35	1.46
54	D6	5	MHU	CD2-CG	4.29	1.48	1.38
54	B6	1	MHW	CA-N	-4.15	1.30	1.35
54	B6	5	MHU	CE2-CZ	4.10	1.47	1.39
54	D6	7	004	CG1-CB	-3.94	1.32	1.39
54	B6	7	004	CG1-CB	-3.93	1.32	1.39
54	D6	5	MHU	CM-N	-3.85	1.36	1.46
54	D6	7	004	CD2-CE	3.69	1.47	1.38
54	B6	1	MHW	OG1-CB	3.68	1.43	1.36

*Continued on next page...*

Continued from previous page...

Mol	Chain	Res	Type	Atoms	Z	Observed(Å)	Ideal(Å)
54	B6	7	004	CD2-CE	3.64	1.47	1.38
54	D6	5	MHU	CE2-CZ	3.56	1.46	1.39
54	D6	1	MHW	CA-C	-3.55	1.44	1.48
54	D6	1	MHW	OG1-CB	3.13	1.42	1.36
54	B6	7	004	CD2-CG2	-3.11	1.32	1.38
54	B6	6	04X	CE-N	-3.05	1.42	1.46
54	D6	7	004	CD1-CG1	3.00	1.45	1.38
54	B6	7	004	CD1-CG1	2.98	1.45	1.38
54	D6	7	004	CD2-CG2	-2.93	1.32	1.38
54	D6	5	MHU	CD2-CE2	-2.81	1.33	1.38
54	B6	5	MHU	CD2-CE2	-2.63	1.34	1.38
54	B6	7	004	CD1-CE	-2.58	1.31	1.38
54	D6	7	004	CD1-CE	-2.54	1.31	1.38
54	D6	6	04X	CE-N	-2.38	1.43	1.46
54	B6	5	MHU	CE1-CZ	-2.37	1.34	1.39
54	D6	5	MHU	CA-N	2.28	1.51	1.47
54	D6	7	004	CA-C	-2.21	1.46	1.51
54	B6	5	MHU	CZ1-NZ	-2.14	1.40	1.45
54	B6	1	MHW	CD-CE	-2.06	1.31	1.37
54	D6	6	04X	CE-CD	2.02	1.52	1.50

All (41) bond angle outliers are listed below:

Mol	Chain	Res	Type	Atoms	Z	Observed(°)	Ideal(°)
54	D6	6	04X	C0-N1-C1	15.71	135.46	111.09
54	B6	6	04X	C0-N1-C1	13.07	131.37	111.09
54	D6	5	MHU	CB-CA-N	7.71	122.60	110.65
54	B6	1	MHW	O-C-CA	-7.51	117.11	124.22
54	B6	5	MHU	CB-CA-N	7.43	122.16	110.65
54	D6	5	MHU	O-C-CA	-6.60	107.48	124.78
54	B6	5	MHU	O-C-CA	-6.15	108.66	124.78
54	D6	7	004	CB-CA-N	5.90	126.53	112.40
54	D6	6	04X	C2-C1-N1	-4.81	102.81	110.10
54	B6	6	04X	C4-N1-C1	4.70	119.41	108.83
54	B6	6	04X	C2-C1-N1	-4.00	104.03	110.10
54	B6	1	MHW	CD-CE-N	-3.63	117.49	123.43
54	B6	1	MHW	OG1-CB-CG2	3.56	129.00	119.33
54	D6	6	04X	C3-O1-C2	3.46	121.45	109.89
54	D6	5	MHU	CE2-CZ-NZ	-3.34	117.11	121.63
54	B6	1	MHW	CE-N-CA	3.34	122.44	116.69
54	D6	6	04X	C4-N1-C1	3.28	116.22	108.83
54	D6	1	MHW	O-C-CA	-3.23	121.16	124.22

Continued on next page...

*Continued from previous page...*

Mol	Chain	Res	Type	Atoms	Z	Observed(°)	Ideal(°)
54	B6	1	MHW	C-CA-N	3.20	120.60	115.41
54	B6	5	MHU	CB-CA-C	3.17	117.66	111.65
54	B6	6	04X	O1-C2-C1	-3.16	104.83	111.80
54	B6	5	MHU	CE1-CZ-NZ	-3.12	117.41	121.63
54	D6	1	MHW	CD-CE-N	-2.99	118.53	123.43
54	D6	6	04X	C3-C4-N1	-2.99	105.57	110.10
54	D6	6	04X	CB-CA-N	2.87	118.43	112.50
54	B6	7	004	CB-CA-N	2.83	119.17	112.40
54	D6	7	004	CG2-CB-CA	2.67	124.95	120.65
54	D6	1	MHW	CB-CA-N	2.57	124.73	121.20
54	B6	6	04X	C3-O1-C2	2.54	118.36	109.89
54	D6	6	04X	C0-N1-C4	-2.54	107.16	111.09
54	D6	1	MHW	OG1-CB-CG2	2.48	126.08	119.33
54	B6	6	04X	C3-C4-N1	-2.31	106.60	110.10
54	D6	1	MHW	CG2-CB-CA	-2.29	116.19	119.72
54	D6	5	MHU	CE1-CD1-CG	-2.29	117.88	121.03
54	B6	1	MHW	CG2-CB-CA	-2.28	116.22	119.72
54	D6	1	MHW	CG2-CD-CE	2.23	122.21	118.91
54	B6	1	MHW	OG1-CB-CA	-2.22	114.78	120.38
54	B6	1	MHW	CD-CG2-CB	2.12	122.73	120.05
54	B6	5	MHU	CE1-CD1-CG	-2.11	118.13	121.03
54	D6	1	MHW	C-CA-N	2.08	118.78	115.41
54	B6	7	004	CG2-CB-CA	2.07	123.98	120.65

There are no chirality outliers.

All (20) torsion outliers are listed below:

Mol	Chain	Res	Type	Atoms
54	B6	1	MHW	O-C-CA-N
54	B6	3	DBB	C-CA-CB-CG
54	D6	3	DBB	O-C-CA-CB
54	D6	3	DBB	C-CA-CB-CG
54	D6	5	MHU	O-C-CA-CB
54	B6	6	04X	CD-C0-N1-C1
54	B6	1	MHW	O-C-CA-CB
54	D6	5	MHU	CA-CB-CG-CD2
54	D6	6	04X	CD-C0-N1-C1
54	D6	5	MHU	CA-CB-CG-CD1
54	D6	6	04X	O-C-CA-CB
54	B6	5	MHU	N-CA-CB-CG
54	B6	5	MHU	C-CA-CB-CG
54	B6	6	04X	N1-C0-CD-CG

*Continued on next page...*

*Continued from previous page...*

Mol	Chain	Res	Type	Atoms
54	D6	6	04X	N1-C0-CD-CG
54	B6	7	004	C-CA-CB-CG1
54	B6	7	004	C-CA-CB-CG2
54	D6	7	004	C-CA-CB-CG1
54	D6	7	004	C-CA-CB-CG2
54	B6	7	004	N-CA-CB-CG2

There are no ring outliers.

8 monomers are involved in 18 short contacts:

Mol	Chain	Res	Type	Clashes	Symm-Clashes
54	B6	5	MHU	2	0
54	D6	1	MHW	4	0
54	D6	3	DBB	2	0
54	D6	7	004	2	0
54	D6	5	MHU	5	0
54	B6	3	DBB	1	0
54	B6	7	004	1	0
54	D6	6	04X	1	0

## 5.5 Carbohydrates [i](#)

There are no monosaccharides in this entry.

## 5.6 Ligand geometry [i](#)

Of 500 ligands modelled in this entry, 500 are monoatomic - leaving 0 for Mogul analysis.

There are no bond length outliers.

There are no bond angle outliers.

There are no chirality outliers.

There are no torsion outliers.

There are no ring outliers.

No monomer is involved in short contacts.

## 5.7 Other polymers [i](#)

There are no such residues in this entry.



## 5.8 Polymer linkage issues

The following chains have linkage breaks:

Mol	Chain	Number of breaks
54	B6	1

All chain breaks are listed below:

Model	Chain	Residue-1	Atom-1	Residue-2	Atom-2	Distance (Å)
1	B6	2:THR	C	3:DBB	N	1.61

## 6 Fit of model and data i

### 6.1 Protein, DNA and RNA chains i

In the following table, the column labelled ‘#RSRZ> 2’ contains the number (and percentage) of RSRZ outliers, followed by percent RSRZ outliers for the chain as percentile scores relative to all X-ray entries and entries of similar resolution. The OWAB column contains the minimum, median, 95<sup>th</sup> percentile and maximum values of the occupancy-weighted average B-factor per residue. The column labelled ‘Q< 0.9’ lists the number of (and percentage) of residues with an average occupancy less than 0.9.

Mol	Chain	Analysed	<RSRZ>	#RSRZ>2	OWAB(Å <sup>2</sup> )	Q<0.9
1	AA	1538/1539 (99%)	-0.39	22 (1%) 75 49	14, 54, 137, 179	0
1	CA	1539/1539 (100%)	-0.19	35 (2%) 60 31	27, 72, 145, 177	0
2	AB	218/218 (100%)	1.16	53 (24%) 0 0	43, 76, 100, 125	0
2	CB	218/218 (100%)	1.54	69 (31%) 0 0	63, 86, 106, 126	0
3	AC	206/206 (100%)	0.10	5 (2%) 59 30	39, 61, 83, 96	0
3	CC	206/206 (100%)	1.24	44 (21%) 0 0	57, 79, 97, 109	0
4	AD	205/205 (100%)	0.04	3 (1%) 73 46	35, 58, 79, 106	0
4	CD	205/205 (100%)	-0.20	3 (1%) 73 46	21, 40, 71, 90	0
5	AE	150/150 (100%)	0.01	3 (2%) 65 36	27, 51, 82, 106	0
5	CE	150/150 (100%)	0.02	1 (0%) 87 69	34, 59, 87, 104	0
6	AF	100/100 (100%)	-0.31	0 100 100	38, 59, 76, 84	0
6	CF	100/100 (100%)	-0.14	1 (1%) 82 59	46, 74, 96, 104	0
7	AG	151/151 (100%)	0.82	25 (16%) 1 0	54, 78, 98, 108	0
7	CG	151/151 (100%)	1.77	61 (40%) 0 0	77, 97, 107, 113	0
8	AH	129/129 (100%)	-0.07	1 (0%) 86 65	30, 50, 73, 81	0
8	CH	129/129 (100%)	0.08	4 (3%) 49 21	45, 65, 81, 90	0
9	AI	127/127 (100%)	1.01	22 (17%) 1 0	51, 73, 97, 113	0
9	CI	127/127 (100%)	1.42	36 (28%) 0 0	71, 91, 109, 126	0
10	AJ	98/98 (100%)	0.44	7 (7%) 16 5	46, 68, 92, 122	0
10	CJ	98/98 (100%)	1.87	41 (41%) 0 0	71, 93, 110, 124	0
11	AK	117/117 (100%)	0.58	14 (11%) 4 1	32, 64, 91, 110	0
11	CK	117/117 (100%)	0.11	3 (2%) 56 27	44, 68, 82, 91	0
12	AL	123/123 (100%)	0.11	3 (2%) 59 30	23, 39, 68, 94	0
12	CL	123/123 (100%)	0.07	4 (3%) 46 20	39, 52, 79, 99	0

*Continued on next page...*

Continued from previous page...

Mol	Chain	Analysed	<RSRZ>	#RSRZ>2	OWAB(Å <sup>2</sup> )	Q<0.9
13	AM	114/114 (100%)	0.42	7 (6%) 21 7	49, 71, 92, 105	0
13	CM	114/114 (100%)	1.96	55 (48%) 0 0	90, 103, 116, 120	0
14	AN	96/100 (96%)	0.83	16 (16%) 1 0	43, 63, 94, 106	0
14	CN	96/100 (96%)	1.89	36 (37%) 0 0	69, 91, 110, 118	0
15	AO	88/88 (100%)	-0.01	1 (1%) 80 56	31, 51, 68, 98	0
15	CO	88/88 (100%)	-0.02	2 (2%) 60 31	43, 63, 81, 105	0
16	AP	82/82 (100%)	0.48	4 (4%) 29 11	35, 49, 84, 100	0
16	CP	82/82 (100%)	0.66	12 (14%) 2 1	45, 62, 88, 106	0
17	AQ	80/80 (100%)	-0.03	3 (3%) 40 16	27, 54, 81, 124	0
17	CQ	80/80 (100%)	0.49	5 (6%) 20 6	44, 72, 96, 105	0
18	AR	55/55 (100%)	-0.14	3 (5%) 25 9	39, 53, 81, 112	0
18	CR	55/55 (100%)	0.01	1 (1%) 68 40	46, 56, 82, 111	0
19	AS	79/79 (100%)	1.00	14 (17%) 1 0	55, 72, 92, 101	0
19	CS	79/79 (100%)	3.08	55 (69%) 0 0	87, 103, 114, 123	0
20	AT	85/85 (100%)	0.10	3 (3%) 44 18	35, 51, 74, 111	0
20	CT	85/85 (100%)	1.25	20 (23%) 0 0	53, 72, 93, 96	0
21	AU	51/51 (100%)	1.69	21 (41%) 0 0	56, 76, 95, 108	0
21	CU	51/51 (100%)	0.40	6 (11%) 4 1	48, 72, 94, 108	0
22	BA	2897/2903 (99%)	-0.13	105 (3%) 42 17	0, 14, 130, 195	0
22	DA	2897/2903 (99%)	-0.07	71 (2%) 57 29	42, 83, 144, 183	0
23	BB	119/119 (100%)	-0.52	0 100 100	1, 24, 54, 90	0
23	DB	118/119 (99%)	-0.35	0 100 100	66, 111, 133, 141	0
24	BC	271/271 (100%)	-0.24	8 (2%) 50 22	3, 21, 43, 55	0
24	DC	271/271 (100%)	0.42	23 (8%) 10 3	42, 62, 76, 91	0
25	BD	209/209 (100%)	-0.45	0 100 100	0, 9, 38, 71	0
25	DD	209/209 (100%)	0.38	13 (6%) 20 7	46, 66, 81, 99	0
26	BE	201/201 (100%)	-0.43	0 100 100	0, 24, 56, 91	0
26	DE	201/201 (100%)	0.93	33 (16%) 1 0	45, 81, 98, 106	0
27	BF	177/177 (100%)	0.26	11 (6%) 20 7	15, 46, 88, 97	0
27	DF	177/177 (100%)	2.38	92 (51%) 0 0	85, 102, 117, 125	0
28	BG	176/176 (100%)	-0.16	0 100 100	15, 38, 64, 88	0

Continued on next page...

Continued from previous page...

Mol	Chain	Analysed	<RSRZ>	#RSRZ>2	OWAB(Å <sup>2</sup> )	Q<0.9
28	DG	176/176 (100%)	1.19	39 (22%) 0 0	71, 90, 104, 117	0
29	BH	149/149 (100%)	2.29	65 (43%) 0 0	25, 102, 121, 129	0
29	DH	149/149 (100%)	1.15	36 (24%) 0 0	25, 92, 107, 115	0
30	BI	141/141 (100%)	2.43	66 (46%) 0 0	84, 108, 121, 136	0
30	DI	141/141 (100%)	3.62	97 (68%) 0 0	96, 114, 123, 127	0
31	BJ	142/142 (100%)	-0.46	0 100 100	1, 5, 23, 43	0
31	DJ	142/142 (100%)	0.41	12 (8%) 10 3	48, 64, 79, 96	0
32	BK	122/122 (100%)	-0.54	0 100 100	2, 11, 37, 67	0
32	DK	122/122 (100%)	0.64	14 (11%) 4 1	48, 61, 81, 96	0
33	BL	143/143 (100%)	-0.35	0 100 100	0, 21, 48, 76	0
33	DL	143/143 (100%)	1.25	36 (25%) 0 0	42, 77, 91, 113	0
34	BM	136/136 (100%)	-0.49	0 100 100	1, 9, 30, 87	0
34	DM	136/136 (100%)	0.80	18 (13%) 3 1	42, 67, 82, 108	0
35	BN	120/120 (100%)	-0.47	0 100 100	1, 6, 17, 62	0
35	DN	120/120 (100%)	0.58	17 (14%) 2 1	54, 74, 88, 110	0
36	BO	116/116 (100%)	-0.26	0 100 100	14, 27, 46, 52	0
36	DO	116/116 (100%)	1.68	45 (38%) 0 0	74, 91, 102, 114	0
37	BP	114/114 (100%)	-0.31	0 100 100	5, 19, 48, 70	0
37	DP	114/114 (100%)	0.58	13 (11%) 5 1	56, 68, 84, 93	0
38	BQ	117/117 (100%)	-0.45	0 100 100	0, 3, 11, 42	0
38	DQ	117/117 (100%)	0.40	9 (7%) 13 4	52, 66, 77, 84	0
39	BR	103/103 (100%)	-0.48	0 100 100	0, 9, 31, 63	0
39	DR	103/103 (100%)	0.87	18 (17%) 1 0	50, 75, 87, 97	0
40	BS	110/110 (100%)	-0.38	0 100 100	1, 3, 23, 84	0
40	DS	110/110 (100%)	1.07	25 (22%) 0 0	56, 73, 89, 96	0
41	BT	93/93 (100%)	-0.02	2 (2%) 62 33	10, 27, 80, 101	0
41	DT	93/93 (100%)	1.82	39 (41%) 0 0	63, 83, 103, 110	0
42	BU	102/102 (100%)	-0.10	3 (2%) 51 23	10, 30, 61, 92	0
42	DU	102/102 (100%)	2.61	53 (51%) 0 0	70, 88, 106, 112	0
43	BV	94/94 (100%)	-0.36	0 100 100	4, 22, 43, 54	0
43	DV	94/94 (100%)	0.46	9 (9%) 8 2	65, 82, 94, 99	0

Continued on next page...

Continued from previous page...

Mol	Chain	Analysed	<RSRZ>	#RSRZ>2	OWAB(Å <sup>2</sup> )	Q<0.9
44	BW	76/76 (100%)	-0.42	0 100 100	3, 10, 27, 48	0
44	DW	75/76 (98%)	1.49	28 (37%) 0 0	54, 79, 88, 108	0
45	BX	77/77 (100%)	-0.36	0 100 100	6, 24, 52, 77	0
45	DX	77/77 (100%)	0.61	14 (18%) 1 0	49, 69, 86, 89	0
46	BY	63/63 (100%)	0.05	3 (4%) 30 11	22, 44, 74, 96	0
46	DY	63/63 (100%)	1.28	15 (23%) 0 0	71, 90, 99, 103	0
47	BZ	58/58 (100%)	-0.38	0 100 100	2, 7, 29, 41	0
47	DZ	58/58 (100%)	0.26	3 (5%) 27 10	52, 70, 84, 89	0
48	B0	56/56 (100%)	-0.53	0 100 100	0, 8, 35, 70	0
48	D0	56/56 (100%)	0.86	8 (14%) 2 1	53, 74, 91, 104	0
49	B1	50/50 (100%)	-0.28	2 (4%) 38 15	13, 31, 54, 87	0
49	D1	50/50 (100%)	1.17	11 (22%) 0 0	68, 84, 93, 105	0
50	B2	46/46 (100%)	-0.31	1 (2%) 62 33	3, 9, 17, 90	0
50	D2	46/46 (100%)	1.18	9 (19%) 1 0	53, 66, 79, 100	0
51	B3	64/64 (100%)	-0.32	0 100 100	4, 9, 18, 31	0
51	D3	64/64 (100%)	0.94	15 (23%) 0 0	58, 71, 79, 85	0
52	B4	38/38 (100%)	-0.08	0 100 100	11, 20, 35, 52	0
52	D4	38/38 (100%)	1.59	13 (34%) 0 0	63, 74, 85, 99	0
53	B5	191/228 (83%)	4.42	168 (87%) 0 0	85, 111, 123, 134	0
54	B6	2/7 (28%)	0.27	0 100 100	5, 5, 5, 9	0
54	D6	2/7 (28%)	0.74	0 100 100	53, 53, 53, 62	0
All	All	20738/20808 (99%)	0.28	1986 (9%) 8 2	0, 64, 119, 195	0

All (1986) RSRZ outliers are listed below:

Mol	Chain	Res	Type	RSRZ
30	DI	6	GLN	16.5
30	BI	53	LEU	16.3
22	BA	2100	G	15.9
30	DI	2	ALA	15.0
22	BA	2104	C	14.5
29	BH	113	SER	13.5
53	B5	110	ASP	13.0
30	DI	60	THR	12.8
22	BA	2144	G	12.7

Continued on next page...

*Continued from previous page...*

<b>Mol</b>	<b>Chain</b>	<b>Res</b>	<b>Type</b>	<b>RSRZ</b>
22	BA	2185	U	12.6
1	AA	1535	C	12.0
22	BA	2184	A	12.0
33	DL	92	LEU	11.9
30	DI	67	PHE	11.8
22	BA	2103	C	11.6
53	B5	207	GLY	11.4
53	B5	173	HIS	11.4
30	BI	14	ALA	11.2
29	BH	96	THR	10.9
22	BA	2102	G	10.9
53	B5	218	THR	10.7
22	BA	2101	A	10.7
53	B5	109	MET	10.7
22	BA	2147	A	10.6
53	B5	97	GLY	10.3
30	BI	3	LYS	10.1
30	BI	4	LYS	10.1
30	DI	69	PHE	10.1
30	DI	3	LYS	9.9
22	BA	2143	C	9.9
53	B5	48	LEU	9.8
22	BA	2158	A	9.7
53	B5	203	GLU	9.7
22	BA	2138	G	9.6
22	BA	2148	G	9.5
29	BH	98	ASP	9.4
1	AA	1534	A	9.4
30	DI	68	THR	9.3
22	BA	2145	C	9.2
22	BA	2135	A	9.2
42	DU	27	ASN	9.1
53	B5	212	SER	9.0
10	AJ	102	LEU	8.9
30	BI	54	PRO	8.8
53	B5	122	GLY	8.8
42	DU	26	LYS	8.7
42	DU	35	ILE	8.7
22	BA	2189	U	8.7
53	B5	202	PRO	8.7
53	B5	111	PHE	8.6
30	BI	2	ALA	8.6

*Continued on next page...*

*Continued from previous page...*

<b>Mol</b>	<b>Chain</b>	<b>Res</b>	<b>Type</b>	<b>RSRZ</b>
53	B5	183	PRO	8.5
30	DI	32	GLY	8.4
53	B5	77	ALA	8.4
29	DH	142	VAL	8.4
29	BH	110	VAL	8.4
22	BA	2177	C	8.3
29	BH	123	ARG	8.3
53	B5	192	ALA	8.3
29	BH	97	ARG	8.2
30	DI	66	SER	8.1
9	CI	128	SER	8.1
53	B5	174	ALA	8.0
53	B5	157	ILE	8.0
53	B5	156	GLU	7.9
42	DU	58	ILE	7.9
22	BA	2140	G	7.9
1	AA	1536	C	7.9
53	B5	143	ALA	7.9
29	BH	102	ALA	7.9
22	BA	2159	G	7.8
19	CS	71	LEU	7.8
22	BA	2182	U	7.8
13	CM	84	GLY	7.8
42	DU	60	GLU	7.8
1	CA	1536	C	7.8
22	BA	2112	G	7.8
29	BH	130	VAL	7.7
2	CB	151	ILE	7.6
53	B5	65	LEU	7.6
30	DI	16	GLY	7.6
30	DI	34	ASN	7.6
7	CG	62	PHE	7.6
30	BI	118	THR	7.5
14	CN	36	ALA	7.5
11	AK	19	GLY	7.4
22	BA	2178	C	7.4
42	DU	71	ALA	7.4
22	BA	2127	G	7.3
29	BH	146	VAL	7.3
53	B5	67	HIS	7.3
36	DO	40	ILE	7.3
19	CS	40	ILE	7.3

*Continued on next page...*

*Continued from previous page...*

<b>Mol</b>	<b>Chain</b>	<b>Res</b>	<b>Type</b>	<b>RSRZ</b>
22	BA	2136	G	7.3
53	B5	55	SER	7.2
27	DF	76	GLY	7.2
30	DI	61	VAL	7.2
22	BA	2163	A	7.2
53	B5	49	GLY	7.2
27	DF	67	ILE	7.1
53	B5	160	GLY	7.1
53	B5	76	LEU	7.1
1	AA	1538	C	7.1
22	BA	2142	A	7.1
14	CN	45	VAL	7.1
14	CN	44	ALA	7.0
19	CS	42	PRO	7.0
53	B5	188	ASP	6.9
53	B5	204	GLY	6.9
42	DU	36	VAL	6.9
53	B5	147	GLY	6.9
19	CS	24	GLU	6.8
30	BI	13	VAL	6.8
22	BA	2115	G	6.8
53	B5	141	PRO	6.8
53	B5	193	PHE	6.8
30	DI	54	PRO	6.8
30	DI	43	ASN	6.8
29	BH	148	ALA	6.8
27	DF	65	PRO	6.7
14	CN	51	LEU	6.7
53	B5	98	GLU	6.7
30	DI	5	VAL	6.7
22	BA	2183	A	6.7
22	BA	2161	C	6.7
40	DS	84	ARG	6.6
42	DU	12	ILE	6.6
22	BA	2099	U	6.6
22	BA	2139	U	6.6
2	CB	32	PHE	6.6
30	BI	12	GLN	6.6
53	B5	66	PRO	6.6
53	B5	132	LEU	6.6
10	CJ	76	ILE	6.6
53	B5	79	ALA	6.5

*Continued on next page...*



*Continued from previous page...*

<b>Mol</b>	<b>Chain</b>	<b>Res</b>	<b>Type</b>	<b>RSRZ</b>
29	BH	72	ILE	6.5
30	DI	58	VAL	6.5
13	CM	83	LEU	6.5
27	DF	128	TYR	6.4
53	B5	95	VAL	6.4
53	B5	93	ASP	6.4
2	AB	157	LEU	6.4
30	DI	35	ILE	6.4
7	CG	18	PHE	6.4
30	DI	15	ALA	6.4
30	DI	7	ALA	6.3
9	CI	38	TYR	6.3
53	B5	223	VAL	6.3
14	CN	50	THR	6.3
26	DE	119	ILE	6.3
29	BH	144	VAL	6.3
19	CS	30	PRO	6.2
29	BH	101	ASP	6.2
30	DI	4	LYS	6.2
53	B5	211	ARG	6.2
19	CS	39	THR	6.2
53	B5	78	ILE	6.2
7	AG	147	ALA	6.2
22	BA	2155	U	6.1
33	DL	101	ILE	6.1
22	BA	2157	G	6.1
22	BA	2179	C	6.1
19	CS	41	PHE	6.1
30	DI	17	MET	6.1
53	B5	133	GLY	6.1
19	CS	66	MET	6.1
1	CA	1032	G	6.1
22	BA	2156	G	6.1
53	B5	206	LYS	6.1
27	DF	86	GLY	6.1
9	CI	43	THR	6.1
53	B5	94	TYR	6.0
29	BH	44	ILE	6.0
53	B5	159	ALA	6.0
29	BH	112	LYS	6.0
22	BA	2162	G	6.0
53	B5	182	PRO	6.0

*Continued on next page...*

*Continued from previous page...*

<b>Mol</b>	<b>Chain</b>	<b>Res</b>	<b>Type</b>	<b>RSRZ</b>
17	AQ	83	VAL	6.0
19	CS	64	ASP	6.0
7	CG	133	THR	6.0
27	BF	73	SER	6.0
53	B5	225	ILE	6.0
30	DI	98	VAL	6.0
30	BI	79	LEU	6.0
53	B5	60	ARG	6.0
19	CS	29	LYS	5.9
27	DF	176	PRO	5.9
14	CN	48	LEU	5.9
22	BA	2114	A	5.9
1	CA	1539	C	5.9
53	B5	187	ALA	5.9
53	B5	161	ARG	5.9
42	DU	39	ILE	5.9
22	BA	2181	U	5.9
19	CS	49	ILE	5.8
1	CA	1535	C	5.8
48	D0	27	SER	5.8
29	BH	115	VAL	5.8
21	AU	32	VAL	5.8
14	CN	94	PRO	5.8
22	BA	2154	A	5.7
27	DF	130	MET	5.7
46	DY	10	SER	5.7
42	DU	79	LYS	5.7
22	BA	2172	U	5.7
29	BH	68	ARG	5.7
13	CM	80	LEU	5.7
44	DW	78	LYS	5.7
22	BA	2150	C	5.7
29	BH	136	SER	5.7
30	DI	64	ASP	5.7
27	DF	37	ASN	5.7
2	CB	136	MET	5.7
52	D4	10	LEU	5.7
50	D2	46	LYS	5.7
29	BH	55	GLU	5.7
22	DA	1175	A	5.7
53	B5	73	VAL	5.7
53	B5	144	GLY	5.7

*Continued on next page...*

*Continued from previous page...*

<b>Mol</b>	<b>Chain</b>	<b>Res</b>	<b>Type</b>	<b>RSRZ</b>
21	AU	4	ILE	5.6
22	BA	2113	U	5.6
22	BA	2118	U	5.6
1	AA	1539	C	5.6
1	AA	1030	U	5.6
53	B5	222	SER	5.6
2	CB	129	LEU	5.6
53	B5	106	ASP	5.6
38	DQ	29	SER	5.6
30	BI	41	ALA	5.6
22	BA	2120	G	5.6
30	DI	8	TYR	5.5
9	CI	130	ARG	5.5
19	CS	59	PRO	5.5
22	BA	2122	U	5.5
22	DA	1093	G	5.5
22	DA	1537	G	5.5
41	DT	15	HIS	5.5
30	DI	59	ILE	5.5
19	CS	10	PHE	5.5
53	B5	64	SER	5.5
29	BH	106	ALA	5.5
30	DI	63	ALA	5.4
42	DU	25	VAL	5.4
29	BH	124	THR	5.4
22	BA	2165	C	5.4
30	BI	114	ALA	5.4
33	DL	144	GLU	5.4
30	DI	56	PRO	5.4
30	BI	5	VAL	5.4
53	B5	194	ILE	5.4
30	DI	20	PRO	5.3
53	B5	20	VAL	5.3
30	DI	45	LYS	5.3
10	CJ	99	GLN	5.3
30	DI	25	GLY	5.3
16	AP	22	ALA	5.3
27	DF	155	THR	5.3
2	AB	155	GLY	5.3
22	BA	2160	C	5.3
22	BA	2121	G	5.3
29	DH	130	VAL	5.3

*Continued on next page...*

*Continued from previous page...*

<b>Mol</b>	<b>Chain</b>	<b>Res</b>	<b>Type</b>	<b>RSRZ</b>
53	B5	224	ARG	5.3
10	CJ	16	ARG	5.3
19	CS	37	ARG	5.3
22	BA	2117	A	5.3
30	BI	119	GLY	5.2
53	B5	68	GLY	5.2
22	BA	2175	C	5.2
29	BH	95	GLY	5.2
29	BH	120	GLY	5.2
42	DU	78	GLY	5.2
2	CB	135	LEU	5.2
42	DU	77	THR	5.2
30	DI	57	VAL	5.2
10	CJ	71	LEU	5.2
36	DO	51	ALA	5.2
22	BA	2166	U	5.2
42	DU	43	LYS	5.1
24	BC	240	PHE	5.1
14	CN	46	LEU	5.1
30	DI	47	ASP	5.1
10	CJ	74	VAL	5.1
53	B5	179	ALA	5.1
13	CM	75	MET	5.1
20	CT	38	ALA	5.1
53	B5	108	TRP	5.1
1	AA	1537	U	5.1
7	AG	80	VAL	5.1
22	BA	2186	G	5.1
53	B5	217	THR	5.1
49	D1	52	ALA	5.1
53	B5	53	ARG	5.1
27	DF	154	ILE	5.1
22	BA	2106	U	5.0
22	BA	2111	U	5.0
53	B5	84	ILE	5.0
53	B5	105	LEU	5.0
36	DO	24	THR	5.0
10	CJ	72	ARG	5.0
2	CB	40	ILE	5.0
20	CT	4	ILE	5.0
53	B5	149	ASN	5.0
22	BA	2110	G	5.0

*Continued on next page...*

*Continued from previous page...*

<b>Mol</b>	<b>Chain</b>	<b>Res</b>	<b>Type</b>	<b>RSRZ</b>
29	BH	69	ALA	5.0
7	CG	88	PRO	5.0
53	B5	38	PHE	5.0
27	DF	153	ASP	5.0
42	DU	33	LYS	5.0
30	DI	85	GLY	4.9
28	DG	105	LEU	4.9
22	BA	2149	U	4.9
41	DT	50	LEU	4.9
46	DY	36	GLN	4.9
22	BA	2153	C	4.9
10	CJ	10	LEU	4.9
29	BH	119	ASN	4.9
1	AA	78	A	4.9
1	CA	1537	U	4.9
9	AI	41	ARG	4.9
41	DT	10	VAL	4.9
30	DI	46	THR	4.9
53	B5	96	GLY	4.9
53	B5	170	GLY	4.9
28	DG	10	VAL	4.9
30	BI	140	VAL	4.9
11	AK	111	THR	4.9
27	DF	142	ASP	4.9
53	B5	39	ASP	4.9
30	DI	55	ILE	4.8
46	DY	16	THR	4.8
1	CA	1540	U	4.8
22	BA	2131	U	4.8
36	DO	25	ARG	4.8
30	DI	36	MET	4.8
53	B5	72	GLN	4.8
16	CP	80	LYS	4.8
42	DU	20	GLY	4.8
46	DY	33	ALA	4.8
27	DF	79	ILE	4.8
41	DT	36	LYS	4.8
41	DT	43	ILE	4.8
22	DA	1073	A	4.8
22	BA	2105	U	4.8
29	BH	132	PHE	4.8
30	DI	126	THR	4.8

*Continued on next page...*

*Continued from previous page...*

<b>Mol</b>	<b>Chain</b>	<b>Res</b>	<b>Type</b>	<b>RSRZ</b>
42	DU	80	ALA	4.8
4	CD	25	VAL	4.8
9	AI	130	ARG	4.7
30	DI	62	TYR	4.7
30	BI	22	PRO	4.7
19	CS	43	ASN	4.7
13	CM	94	GLY	4.7
29	BH	83	LYS	4.7
22	BA	2130	U	4.7
22	BA	2134	A	4.7
53	B5	221	PRO	4.7
53	B5	107	GLY	4.7
53	B5	42	VAL	4.7
14	CN	52	PRO	4.7
2	AB	9	MET	4.7
41	DT	83	ALA	4.7
7	CG	66	LEU	4.7
30	DI	22	PRO	4.7
53	B5	52	PRO	4.6
24	BC	236	GLU	4.6
53	B5	140	ASN	4.6
2	CB	164	ILE	4.6
30	DI	70	VAL	4.6
20	CT	34	LYS	4.6
53	B5	74	ARG	4.6
12	AL	25	GLU	4.6
53	B5	184	GLU	4.6
33	DL	70	LYS	4.6
27	DF	75	ALA	4.6
30	BI	39	CYS	4.6
10	CJ	8	ILE	4.6
53	B5	134	PRO	4.6
2	CB	9	MET	4.6
7	CG	54	SER	4.6
8	AH	2	SER	4.6
44	DW	52	GLY	4.6
2	CB	88	ASP	4.6
27	BF	71	ARG	4.6
44	DW	72	LYS	4.6
22	BA	2146	C	4.6
42	DU	31	SER	4.6
3	CC	159	GLY	4.6

*Continued on next page...*

*Continued from previous page...*

<b>Mol</b>	<b>Chain</b>	<b>Res</b>	<b>Type</b>	<b>RSRZ</b>
42	DU	48	PRO	4.6
19	AS	39	THR	4.5
53	B5	148	PHE	4.5
42	DU	47	LYS	4.5
29	DH	79	THR	4.5
30	DI	53	LEU	4.5
13	CM	45	ILE	4.5
30	BI	87	LYS	4.5
22	DA	2402	U	4.5
13	CM	95	LEU	4.5
30	BI	52	GLY	4.5
53	B5	62	THR	4.5
30	DI	48	SER	4.5
27	DF	117	LEU	4.5
27	DF	120	LYS	4.5
27	DF	118	SER	4.5
19	AS	3	ARG	4.5
53	B5	88	GLU	4.5
30	BI	40	LYS	4.5
48	D0	57	LYS	4.5
36	DO	117	PHE	4.5
30	DI	18	ALA	4.5
30	BI	67	PHE	4.5
53	B5	61	GLY	4.5
22	BA	2116	G	4.5
30	BI	115	ALA	4.5
22	BA	2124	G	4.5
27	DF	177	PHE	4.5
30	BI	99	GLY	4.5
22	BA	2164	C	4.5
19	CS	28	LYS	4.5
22	BA	2171	A	4.5
7	CG	83	SER	4.5
53	B5	200	HIS	4.5
2	CB	139	ARG	4.4
27	DF	112	ARG	4.4
21	AU	38	TYR	4.4
22	BA	2141	G	4.4
22	BA	2176	A	4.4
2	CB	67	ILE	4.4
22	BA	2152	G	4.4
27	DF	170	LEU	4.4

*Continued on next page...*

*Continued from previous page...*

<b>Mol</b>	<b>Chain</b>	<b>Res</b>	<b>Type</b>	<b>RSRZ</b>
30	DI	30	GLN	4.4
42	DU	63	ALA	4.4
1	CA	1031	C	4.4
34	DM	136	MET	4.4
19	CS	36	ARG	4.4
22	DA	2585	U	4.4
53	B5	208	THR	4.4
22	DA	1067	A	4.4
7	AG	81	GLY	4.4
22	BA	2132	U	4.4
7	CG	152	ALA	4.4
30	BI	8	TYR	4.4
42	DU	40	ASN	4.4
9	CI	108	ALA	4.4
9	CI	58	VAL	4.3
1	CA	1534	A	4.3
19	AS	74	PHE	4.3
16	CP	47	GLU	4.3
42	DU	28	VAL	4.3
19	CS	31	LEU	4.3
53	B5	50	ILE	4.3
53	B5	201	LYS	4.3
2	CB	148	LEU	4.3
30	BI	88	SER	4.3
41	DT	69	ARG	4.3
7	CG	57	SER	4.3
22	BA	2180	U	4.3
19	CS	11	ILE	4.3
36	DO	90	VAL	4.3
42	DU	38	GLY	4.3
53	B5	190	ILE	4.3
36	DO	107	ALA	4.3
22	DA	613	A	4.3
30	DI	37	GLU	4.3
9	CI	68	LYS	4.2
20	CT	3	ASN	4.2
30	DI	42	PHE	4.2
32	DK	111	LYS	4.2
29	DH	15	LEU	4.2
7	CG	73	VAL	4.2
16	AP	80	LYS	4.2
3	CC	102	ASN	4.2

*Continued on next page...*



*Continued from previous page...*

<b>Mol</b>	<b>Chain</b>	<b>Res</b>	<b>Type</b>	<b>RSRZ</b>
20	CT	71	LYS	4.2
24	DC	27	GLY	4.2
42	DU	89	ASP	4.2
27	DF	133	ARG	4.2
2	CB	114	LEU	4.2
19	CS	60	VAL	4.2
7	CG	16	PRO	4.2
22	DA	546	U	4.2
27	DF	111	ILE	4.2
49	D1	36	LEU	4.2
19	CS	72	GLY	4.2
21	AU	7	ARG	4.2
53	B5	54	ARG	4.2
13	CM	63	PHE	4.2
1	AA	1020	G	4.2
27	DF	95	ARG	4.2
8	CH	2	SER	4.2
24	DC	241	GLY	4.2
53	B5	123	ALA	4.2
53	B5	196	ALA	4.2
19	CS	25	SER	4.2
53	B5	126	SER	4.2
27	DF	23	ASN	4.2
9	AI	39	PHE	4.2
9	AI	43	THR	4.2
19	CS	67	VAL	4.1
19	CS	48	THR	4.1
10	CJ	94	ALA	4.1
7	CG	91	VAL	4.1
35	DN	73	ASN	4.1
53	B5	100	ILE	4.1
50	D2	1	MET	4.1
41	DT	34	VAL	4.1
53	B5	162	ILE	4.1
24	DC	242	LYS	4.1
30	BI	47	ASP	4.1
24	DC	239	ASN	4.1
10	CJ	9	ARG	4.1
14	CN	49	GLN	4.1
30	DI	39	CYS	4.1
12	CL	123	LYS	4.1
7	CG	64	VAL	4.1

*Continued on next page...*

*Continued from previous page...*

<b>Mol</b>	<b>Chain</b>	<b>Res</b>	<b>Type</b>	<b>RSRZ</b>
14	CN	54	ASP	4.1
27	DF	175	PHE	4.1
35	DN	25	ALA	4.1
13	CM	85	CYS	4.1
26	DE	104	ALA	4.1
36	DO	92	PHE	4.1
30	BI	21	SER	4.1
53	B5	56	ASP	4.1
22	BA	2174	C	4.1
3	CC	91	VAL	4.1
30	DI	27	ALA	4.1
22	DA	138	U	4.1
27	DF	122	PHE	4.1
29	BH	39	ALA	4.1
42	DU	32	GLY	4.1
53	B5	81	GLY	4.1
3	CC	37	PHE	4.0
14	CN	35	ASN	4.0
52	D4	19	ARG	4.0
1	AA	86	G	4.0
29	DH	117	LEU	4.0
30	DI	11	LEU	4.0
30	DI	31	GLN	4.0
27	DF	149	VAL	4.0
7	CG	15	ASP	4.0
13	AM	114	LYS	4.0
27	DF	156	ILE	4.0
22	DA	1171	G	4.0
19	CS	18	LYS	4.0
53	B5	131	ILE	4.0
27	DF	147	ASP	4.0
14	CN	95	GLY	4.0
53	B5	191	ARG	4.0
7	AG	151	PHE	4.0
22	BA	2168	G	4.0
30	BI	116	ASP	4.0
30	DI	96	ASP	4.0
43	DV	94	ALA	4.0
10	AJ	74	VAL	4.0
7	CG	75	VAL	4.0
33	DL	3	LEU	4.0
22	BA	2188	U	4.0

*Continued on next page...*

*Continued from previous page...*

<b>Mol</b>	<b>Chain</b>	<b>Res</b>	<b>Type</b>	<b>RSRZ</b>
41	DT	81	LYS	4.0
52	D4	8	LYS	4.0
11	CK	43	GLY	4.0
44	DW	42	GLY	4.0
28	DG	166	ASP	4.0
10	CJ	66	GLU	3.9
28	DG	32	GLU	3.9
30	DI	130	GLU	3.9
53	B5	152	GLU	3.9
3	CC	195	VAL	3.9
14	CN	47	LYS	3.9
2	AB	134	ALA	3.9
14	AN	21	PHE	3.9
3	AC	168	TYR	3.9
9	CI	37	GLN	3.9
26	DE	148	ILE	3.9
42	DU	21	LYS	3.9
50	B2	46	LYS	3.9
10	CJ	77	VAL	3.9
30	DI	79	LEU	3.9
27	DF	164	GLU	3.9
24	DC	245	VAL	3.9
32	DK	82	ASN	3.9
26	DE	175	ILE	3.9
7	CG	87	VAL	3.9
27	DF	158	THR	3.9
53	B5	150	ILE	3.9
19	CS	16	LEU	3.9
2	AB	131	LYS	3.9
27	DF	78	LYS	3.9
22	DA	1172	C	3.9
10	CJ	100	ILE	3.9
19	CS	51	VAL	3.9
10	CJ	15	HIS	3.9
53	B5	40	GLU	3.9
1	CA	1030	U	3.9
49	D1	47	VAL	3.9
14	AN	43	ASN	3.9
14	CN	22	ALA	3.9
21	AU	28	VAL	3.8
29	BH	58	LEU	3.8
35	DN	26	GLY	3.8

*Continued on next page...*

*Continued from previous page...*

<b>Mol</b>	<b>Chain</b>	<b>Res</b>	<b>Type</b>	<b>RSRZ</b>
7	AG	143	ARG	3.8
19	CS	50	ALA	3.8
22	DA	345	A	3.8
45	DX	11	ARG	3.8
38	DQ	101	PHE	3.8
22	DA	1536	C	3.8
53	B5	46	ALA	3.8
30	BI	15	ALA	3.8
27	DF	100	PHE	3.8
29	BH	17	ASP	3.8
14	CN	10	GLU	3.8
22	BA	2137	U	3.8
14	AN	36	ALA	3.8
2	CB	201	PRO	3.8
53	B5	145	THR	3.8
2	CB	226	SER	3.8
7	CG	65	ALA	3.8
30	DI	44	ALA	3.8
42	DU	9	ASP	3.8
41	DT	49	LYS	3.8
30	DI	112	THR	3.8
30	BI	66	SER	3.8
44	DW	83	GLU	3.8
41	DT	76	ARG	3.8
53	B5	85	LYS	3.8
28	DG	40	ALA	3.8
30	BI	120	ALA	3.8
13	CM	114	LYS	3.8
53	B5	75	VAL	3.8
29	BH	137	GLU	3.8
29	DH	18	GLN	3.8
53	B5	70	GLY	3.8
27	DF	103	LEU	3.8
7	CG	60	GLU	3.8
53	B5	155	ARG	3.8
42	DU	30	SER	3.8
27	DF	41	GLY	3.7
49	D1	53	LYS	3.7
2	CB	83	ALA	3.7
44	DW	85	GLU	3.7
7	CG	130	ASN	3.7
29	BH	82	SER	3.7

*Continued on next page...*

*Continued from previous page...*

<b>Mol</b>	<b>Chain</b>	<b>Res</b>	<b>Type</b>	<b>RSRZ</b>
28	DG	39	ASP	3.7
10	CJ	26	VAL	3.7
14	AN	12	LYS	3.7
27	DF	20	PHE	3.7
26	DE	144	GLU	3.7
30	BI	17	MET	3.7
30	DI	24	VAL	3.7
12	CL	25	GLU	3.7
29	DH	140	ALA	3.7
29	DH	12	LEU	3.7
30	BI	55	ILE	3.7
27	DF	102	ARG	3.7
2	AB	69	PHE	3.7
2	CB	33	GLY	3.7
7	CG	74	GLU	3.7
22	BA	2169	A	3.7
1	CA	999	C	3.7
36	DO	78	VAL	3.7
2	AB	192	ASP	3.7
10	AJ	89	ARG	3.7
51	D3	14	PHE	3.7
14	CN	72	GLY	3.7
27	DF	32	GLU	3.7
41	DT	35	ALA	3.7
19	AS	49	ILE	3.7
13	CM	98	ARG	3.7
29	DH	13	GLY	3.7
42	DU	98	SER	3.7
1	AA	87	C	3.7
30	BI	83	ALA	3.7
7	AG	74	GLU	3.7
30	BI	26	PRO	3.6
30	DI	23	PRO	3.6
42	DU	13	VAL	3.6
27	DF	33	LYS	3.6
2	CB	23	TRP	3.6
9	AI	20	PHE	3.6
13	CM	79	ARG	3.6
27	DF	35	THR	3.6
3	CC	173	VAL	3.6
10	AJ	75	ASP	3.6
30	DI	26	PRO	3.6

*Continued on next page...*

*Continued from previous page...*

<b>Mol</b>	<b>Chain</b>	<b>Res</b>	<b>Type</b>	<b>RSRZ</b>
30	DI	86	ILE	3.6
32	DK	112	PHE	3.6
29	DH	149	GLU	3.6
42	DU	29	LEU	3.6
19	CS	74	PHE	3.6
35	DN	24	MET	3.6
42	DU	87	PHE	3.6
7	CG	134	ALA	3.6
30	DI	120	ALA	3.6
42	BU	49	VAL	3.6
3	CC	53	SER	3.6
29	BH	105	ALA	3.6
53	B5	63	VAL	3.6
46	DY	13	GLU	3.6
40	DS	16	LYS	3.6
30	DI	78	VAL	3.6
11	AK	42	LEU	3.6
30	BI	16	GLY	3.6
53	B5	210	LEU	3.6
41	DT	37	ASP	3.6
20	CT	72	ALA	3.6
27	DF	54	ALA	3.6
34	DM	80	VAL	3.6
42	DU	3	ALA	3.6
25	DD	186	LEU	3.6
44	DW	54	GLY	3.6
40	DS	40	ASN	3.6
28	DG	2	SER	3.6
30	BI	68	THR	3.6
3	CC	79	LYS	3.6
22	BA	138	U	3.6
27	DF	21	ASN	3.6
17	CQ	11	ARG	3.6
2	CB	187	VAL	3.6
53	B5	86	GLU	3.6
7	CG	39	ALA	3.6
28	DG	45	HIS	3.6
1	CA	1538	C	3.6
30	DI	14	ALA	3.6
9	CI	129	LYS	3.5
13	CM	40	ALA	3.5
2	AB	156	GLY	3.5

*Continued on next page...*

*Continued from previous page...*

<b>Mol</b>	<b>Chain</b>	<b>Res</b>	<b>Type</b>	<b>RSRZ</b>
29	BH	109	GLU	3.5
3	CC	32	ASN	3.5
29	DH	119	ASN	3.5
22	DA	2309	A	3.5
24	DC	233	GLY	3.5
29	BH	86	ASP	3.5
53	B5	43	GLU	3.5
53	B5	44	VAL	3.5
2	CB	74	ARG	3.5
27	DF	55	ALA	3.5
53	B5	165	ARG	3.5
2	CB	128	LYS	3.5
10	CJ	73	LEU	3.5
13	CM	96	PRO	3.5
21	CU	38	TYR	3.5
27	DF	114	PHE	3.5
53	B5	164	PHE	3.5
3	CC	161	GLU	3.5
7	CG	148	ASN	3.5
53	B5	89	GLU	3.5
36	DO	93	ASP	3.5
3	CC	192	THR	3.5
41	DT	40	LYS	3.5
35	DN	83	LEU	3.5
9	AI	51	PRO	3.5
12	CL	124	ALA	3.5
30	DI	99	GLY	3.5
19	CS	19	VAL	3.5
36	DO	56	LYS	3.5
2	AB	32	PHE	3.5
53	B5	92	ALA	3.5
25	DD	74	GLU	3.5
1	CA	1021	A	3.5
7	CG	59	LEU	3.5
27	BF	80	ARG	3.5
36	DO	116	GLN	3.5
41	DT	72	GLN	3.5
42	DU	50	PRO	3.5
32	DK	110	GLU	3.5
27	DF	12	VAL	3.5
27	BF	76	GLY	3.5
44	DW	53	CYS	3.5

*Continued on next page...*

*Continued from previous page...*

Mol	Chain	Res	Type	RSRZ
7	AG	27	VAL	3.5
30	DI	33	VAL	3.5
42	DU	5	ILE	3.5
14	CN	53	ARG	3.5
30	BI	97	LYS	3.5
53	B5	121	MET	3.5
7	CG	52	GLN	3.5
46	BY	63	ALA	3.5
19	CS	38	SER	3.5
3	CC	155	GLY	3.5
36	DO	63	LYS	3.5
28	DG	9	VAL	3.4
29	BH	91	PHE	3.4
16	AP	81	ALA	3.4
2	AB	27	MET	3.4
7	AG	5	ARG	3.4
11	AK	96	THR	3.4
21	AU	42	THR	3.4
41	DT	71	GLY	3.4
13	CM	87	ARG	3.4
30	DI	110	ALA	3.4
49	B1	53	LYS	3.4
27	DF	40	VAL	3.4
7	CG	103	TRP	3.4
1	CA	1317	C	3.4
2	AB	36	ASN	3.4
1	CA	82	G	3.4
22	DA	2307	G	3.4
24	DC	238	ARG	3.4
14	AN	25	ALA	3.4
30	BI	78	VAL	3.4
27	DF	29	PRO	3.4
30	BI	100	LYS	3.4
30	DI	65	ARG	3.4
51	D3	61	CYS	3.4
30	BI	48	SER	3.4
52	D4	35	GLN	3.4
31	DJ	13	ARG	3.4
22	DA	228	C	3.4
22	DA	101	A	3.4
26	DE	128	ALA	3.4
53	B5	146	VAL	3.4

*Continued on next page...*



*Continued from previous page...*

<b>Mol</b>	<b>Chain</b>	<b>Res</b>	<b>Type</b>	<b>RSRZ</b>
27	DF	60	ILE	3.4
30	DI	38	PHE	3.4
53	B5	220	GLY	3.4
29	BH	18	GLN	3.4
52	D4	16	ILE	3.4
28	DG	62	TRP	3.4
41	DT	67	VAL	3.4
46	DY	29	ARG	3.4
9	CI	112	GLU	3.4
30	DI	29	GLY	3.4
9	CI	4	ASN	3.4
29	BH	87	GLU	3.4
39	DR	50	GLY	3.4
50	D2	42	LEU	3.3
53	B5	87	ALA	3.3
9	CI	65	ILE	3.3
41	DT	79	ASP	3.3
27	DF	116	GLY	3.3
2	CB	138	THR	3.3
29	BH	122	LEU	3.3
1	CA	94	G	3.3
29	BH	59	ALA	3.3
53	B5	209	PHE	3.3
32	DK	81	GLY	3.3
1	CA	1020	G	3.3
29	DH	136	SER	3.3
41	DT	8	LEU	3.3
53	B5	57	GLN	3.3
14	CN	58	SER	3.3
2	CB	132	LYS	3.3
29	DH	83	LYS	3.3
31	DJ	47	HIS	3.3
33	DL	83	ALA	3.3
36	DO	58	ILE	3.3
53	B5	154	ILE	3.3
53	B5	125	GLY	3.3
2	AB	74	ARG	3.3
4	CD	36	GLN	3.3
53	B5	142	LYS	3.3
22	DA	1174	U	3.3
13	CM	46	SER	3.3
3	CC	124	LEU	3.3

*Continued on next page...*

*Continued from previous page...*

<b>Mol</b>	<b>Chain</b>	<b>Res</b>	<b>Type</b>	<b>RSRZ</b>
30	BI	23	PRO	3.3
19	CS	12	ASP	3.3
22	BA	885	C	3.3
46	BY	62	GLY	3.3
29	DH	123	ARG	3.3
36	DO	13	ARG	3.3
29	DH	132	PHE	3.3
2	CB	100	MET	3.3
10	CJ	19	ASP	3.3
53	B5	101	ILE	3.3
27	DF	108	VAL	3.3
22	BA	2133	G	3.3
29	BH	121	VAL	3.3
7	AG	88	PRO	3.2
46	DY	59	GLU	3.2
33	DL	77	ILE	3.2
9	CI	44	ALA	3.2
27	DF	10	ASP	3.2
20	AT	68	HIS	3.2
28	DG	52	PHE	3.2
30	DI	13	VAL	3.2
33	DL	78	ARG	3.2
44	DW	60	PHE	3.2
2	CB	186	ILE	3.2
9	CI	127	PHE	3.2
22	DA	143	C	3.2
27	BF	78	LYS	3.2
46	DY	14	LEU	3.2
32	DK	65	THR	3.2
36	DO	16	ARG	3.2
52	D4	34	LYS	3.2
7	CG	72	THR	3.2
26	DE	186	VAL	3.2
17	CQ	4	LYS	3.2
22	DA	2126	A	3.2
22	DA	2174	C	3.2
2	AB	90	PHE	3.2
9	AI	104	VAL	3.2
28	DG	104	ASN	3.2
14	CN	7	LYS	3.2
22	BA	2125	G	3.2
7	CG	109	ARG	3.2

*Continued on next page...*

*Continued from previous page...*

<b>Mol</b>	<b>Chain</b>	<b>Res</b>	<b>Type</b>	<b>RSRZ</b>
13	CM	109	ARG	3.2
18	AR	20	GLU	3.2
53	B5	163	GLU	3.2
13	CM	113	ARG	3.2
41	DT	60	THR	3.2
2	AB	15	HIS	3.2
40	DS	5	ALA	3.2
43	DV	57	TYR	3.2
7	AG	150	ALA	3.2
30	DI	83	ALA	3.2
25	DD	60	VAL	3.2
18	CR	20	GLU	3.2
2	CB	225	ARG	3.2
13	CM	10	PRO	3.2
22	BA	2167	U	3.2
39	DR	37	GLU	3.2
2	AB	114	LEU	3.2
28	DG	33	LEU	3.2
35	DN	28	LEU	3.2
2	AB	187	VAL	3.2
2	AB	101	LEU	3.2
3	CC	144	LEU	3.2
33	DL	84	LYS	3.2
22	BA	2309	A	3.2
27	DF	66	LEU	3.1
40	DS	19	LEU	3.1
44	DW	68	LYS	3.1
33	DL	20	GLY	3.1
39	DR	20	VAL	3.1
19	CS	21	LYS	3.1
27	DF	113	ASP	3.1
30	DI	121	ASP	3.1
13	CM	69	LEU	3.1
22	DA	2602	A	3.1
53	B5	195	ARG	3.1
38	DQ	21	ALA	3.1
52	D4	9	LYS	3.1
30	BI	96	ASP	3.1
13	CM	43	VAL	3.1
19	CS	23	VAL	3.1
26	DE	33	VAL	3.1
14	AN	22	ALA	3.1

*Continued on next page...*

*Continued from previous page...*

<b>Mol</b>	<b>Chain</b>	<b>Res</b>	<b>Type</b>	<b>RSRZ</b>
27	BF	75	ALA	3.1
29	DH	14	SER	3.1
33	DL	18	ARG	3.1
19	AS	33	THR	3.1
16	CP	81	ALA	3.1
22	BA	884	U	3.1
22	BA	2109	U	3.1
29	BH	5	LEU	3.1
2	CB	147	SER	3.1
19	AS	10	PHE	3.1
28	DG	82	GLY	3.1
2	CB	92	VAL	3.1
13	CM	72	GLU	3.1
27	DF	8	TYR	3.1
3	CC	77	ILE	3.1
2	AB	153	ASP	3.1
2	CB	192	ASP	3.1
14	CN	65	ARG	3.1
13	CM	106	ALA	3.1
20	CT	85	LYS	3.1
30	DI	87	LYS	3.1
49	D1	38	LYS	3.1
30	BI	101	ILE	3.1
31	DJ	142	ILE	3.1
30	BI	103	ARG	3.1
53	B5	198	GLU	3.1
27	DF	85	ILE	3.1
44	DW	51	VAL	3.1
13	AM	115	PRO	3.1
3	CC	67	THR	3.1
11	CK	42	LEU	3.1
20	CT	79	LEU	3.1
44	DW	63	ALA	3.1
29	BH	116	ARG	3.1
21	AU	5	LYS	3.1
26	DE	164	LEU	3.1
53	B5	51	ASP	3.1
19	CS	73	GLU	3.1
29	BH	19	VAL	3.1
40	DS	106	VAL	3.1
36	DO	41	ALA	3.1
53	B5	197	LEU	3.1

*Continued on next page...*

*Continued from previous page...*

<b>Mol</b>	<b>Chain</b>	<b>Res</b>	<b>Type</b>	<b>RSRZ</b>
22	DA	1094	U	3.1
27	DF	157	THR	3.1
38	DQ	71	GLN	3.1
39	DR	29	THR	3.1
46	DY	37	LEU	3.1
7	CG	151	PHE	3.0
1	AA	85	U	3.0
1	AA	88	U	3.0
10	CJ	46	LYS	3.0
27	DF	87	CYS	3.0
41	DT	55	VAL	3.0
49	D1	23	THR	3.0
18	AR	74	HIS	3.0
29	BH	64	ALA	3.0
9	CI	117	GLY	3.0
13	CM	23	TYR	3.0
53	B5	104	ILE	3.0
21	CU	35	ARG	3.0
22	BA	2098	U	3.0
22	DA	2181	U	3.0
3	CC	157	LEU	3.0
9	AI	129	LYS	3.0
3	CC	103	ILE	3.0
9	CI	64	TYR	3.0
26	DE	190	ALA	3.0
27	DF	161	LYS	3.0
19	AS	40	ILE	3.0
29	BH	85	GLY	3.0
29	BH	99	ILE	3.0
7	CG	20	SER	3.0
29	DH	11	ASN	3.0
36	DO	26	LEU	3.0
13	CM	86	TYR	3.0
36	DO	46	GLU	3.0
30	BI	98	VAL	3.0
44	DW	43	THR	3.0
29	BH	129	GLU	3.0
32	DK	2	ILE	3.0
53	B5	130	ARG	3.0
28	DG	43	VAL	3.0
40	DS	47	VAL	3.0
50	D2	13	ASN	3.0

*Continued on next page...*

*Continued from previous page...*

Mol	Chain	Res	Type	RSRZ
22	BA	2173	A	3.0
2	CB	152	LYS	3.0
28	DG	102	VAL	3.0
30	BI	80	LEU	3.0
2	CB	191	SER	3.0
39	DR	59	ILE	3.0
22	DA	2172	U	3.0
9	CI	126	GLN	3.0
27	BF	81	GLN	3.0
29	BH	118	PRO	3.0
36	DO	19	GLN	3.0
41	DT	32	LEU	3.0
19	CS	3	ARG	3.0
36	DO	2	ASP	3.0
2	CB	37	LYS	3.0
10	CJ	40	ILE	3.0
21	AU	31	GLU	3.0
53	B5	158	LYS	3.0
30	DI	28	LEU	3.0
22	DA	1870	C	3.0
27	DF	135	GLN	3.0
22	BA	1175	A	3.0
27	DF	121	SER	3.0
26	DE	173	THR	3.0
27	DF	115	ARG	3.0
1	AA	1017	U	3.0
2	CB	155	GLY	3.0
3	CC	55	ILE	3.0
29	DH	72	ILE	3.0
44	DW	38	VAL	3.0
13	CM	108	THR	3.0
19	CS	61	PHE	3.0
27	DF	99	PHE	3.0
24	DC	244	PRO	3.0
28	DG	112	PRO	3.0
22	BA	546	U	3.0
2	CB	22	TYR	3.0
2	CB	82	ASP	3.0
42	DU	52	LEU	3.0
53	B5	69	LEU	3.0
2	CB	39	HIS	3.0
10	CJ	80	THR	3.0

*Continued on next page...*

*Continued from previous page...*

<b>Mol</b>	<b>Chain</b>	<b>Res</b>	<b>Type</b>	<b>RSRZ</b>
9	AI	89	GLU	3.0
45	DX	76	GLU	3.0
22	BA	2107	G	2.9
34	DM	40	ARG	2.9
1	CA	1286	U	2.9
7	AG	75	VAL	2.9
28	DG	107	LEU	2.9
30	DI	84	ALA	2.9
41	DT	33	LYS	2.9
22	DA	2125	G	2.9
14	CN	32	SER	2.9
27	DF	39	GLY	2.9
34	DM	17	ASN	2.9
46	DY	24	GLU	2.9
53	B5	82	GLU	2.9
4	AD	22	LYS	2.9
2	CB	84	ALA	2.9
53	B5	59	VAL	2.9
1	CA	209	U	2.9
24	BC	237	GLY	2.9
42	DU	57	GLY	2.9
7	AG	84	THR	2.9
39	DR	35	PHE	2.9
1	AA	1019	A	2.9
7	AG	140	ASP	2.9
14	CN	33	ASP	2.9
20	CT	66	LEU	2.9
28	DG	103	ILE	2.9
9	AI	123	ARG	2.9
19	AS	32	ARG	2.9
36	DO	99	TYR	2.9
29	BH	89	LYS	2.9
53	B5	219	MET	2.9
32	DK	99	ILE	2.9
22	DA	2305	U	2.9
14	CN	43	ASN	2.9
40	DS	92	ARG	2.9
13	AM	99	GLY	2.9
14	CN	6	MET	2.9
29	DH	92	GLY	2.9
52	D4	1	MET	2.9
2	CB	217	VAL	2.9

*Continued on next page...*

*Continued from previous page...*

<b>Mol</b>	<b>Chain</b>	<b>Res</b>	<b>Type</b>	<b>RSRZ</b>
27	BF	74	VAL	2.9
34	DM	41	LEU	2.9
42	DU	42	VAL	2.9
53	B5	83	LYS	2.9
13	CM	115	PRO	2.9
14	AN	57	PRO	2.9
3	CC	196	ILE	2.9
48	D0	55	ILE	2.9
2	CB	34	ALA	2.9
3	CC	160	ALA	2.9
40	DS	90	LYS	2.9
43	DV	58	SER	2.9
7	CG	5	ARG	2.9
40	DS	3	THR	2.9
10	CJ	97	ASP	2.9
32	DK	37	ASP	2.9
22	DA	343	C	2.9
2	CB	149	GLY	2.9
22	BA	2123	G	2.9
22	BA	2108	A	2.9
27	DF	31	VAL	2.9
28	DG	133	LEU	2.9
42	DU	14	LEU	2.9
2	CB	182	PRO	2.9
3	CC	80	LYS	2.9
3	CC	109	PRO	2.9
21	AU	11	PRO	2.9
48	D0	42	HIS	2.9
13	CM	97	VAL	2.9
22	BA	139	U	2.9
22	DA	846	U	2.9
22	DA	1065	U	2.9
1	AA	412	A	2.9
3	CC	42	TYR	2.9
20	CT	24	ARG	2.9
31	DJ	95	ARG	2.9
36	DO	62	LEU	2.9
48	D0	39	LEU	2.9
26	DE	32	VAL	2.8
2	AB	88	ASP	2.8
19	AS	71	LEU	2.8
53	B5	151	GLY	2.8

*Continued on next page...*



*Continued from previous page...*

<b>Mol</b>	<b>Chain</b>	<b>Res</b>	<b>Type</b>	<b>RSRZ</b>
2	AB	210	VAL	2.8
10	CJ	98	VAL	2.8
27	BF	79	ILE	2.8
21	CU	37	PHE	2.8
24	BC	239	ASN	2.8
7	CG	139	GLU	2.8
30	DI	111	GLN	2.8
7	AG	82	GLY	2.8
39	DR	26	ASP	2.8
22	DA	1535	A	2.8
33	DL	107	PHE	2.8
1	CA	211	G	2.8
27	DF	107	ALA	2.8
37	DP	91	ALA	2.8
19	AS	13	LEU	2.8
22	DA	2903	U	2.8
9	CI	21	ILE	2.8
27	DF	89	VAL	2.8
41	DT	6	ARG	2.8
33	DL	50	PHE	2.8
7	AG	65	ALA	2.8
33	DL	106	GLU	2.8
24	DC	18	LYS	2.8
21	AU	23	CYS	2.8
30	BI	84	ALA	2.8
45	DX	3	ARG	2.8
10	CJ	6	ILE	2.8
53	B5	22	THR	2.8
3	CC	174	PRO	2.8
13	CM	68	ASP	2.8
34	DM	105	MET	2.8
36	DO	57	ALA	2.8
3	CC	52	VAL	2.8
28	DG	4	VAL	2.8
29	BH	14	SER	2.8
30	DI	139	VAL	2.8
44	DW	81	SER	2.8
14	AN	26	GLU	2.8
13	CM	71	ARG	2.8
22	DA	2796	U	2.8
2	CB	133	GLU	2.8
7	CG	56	LYS	2.8

*Continued on next page...*

*Continued from previous page...*

<b>Mol</b>	<b>Chain</b>	<b>Res</b>	<b>Type</b>	<b>RSRZ</b>
20	CT	25	ARG	2.8
16	CP	17	TYR	2.8
22	BA	2119	A	2.8
22	BA	1065	U	2.8
51	D3	57	LEU	2.8
16	AP	4	ILE	2.8
13	CM	103	LYS	2.8
22	DA	549	G	2.8
22	DA	2124	G	2.8
30	DI	97	LYS	2.8
42	BU	53	ASN	2.8
2	CB	159	ASP	2.8
13	CM	70	ARG	2.8
46	BY	2	LYS	2.8
27	DF	24	SER	2.8
7	CG	84	THR	2.8
27	DF	45	ALA	2.8
53	B5	90	ALA	2.8
9	CI	80	ARG	2.8
34	DM	100	LYS	2.8
44	DW	25	ARG	2.8
19	CS	13	LEU	2.8
28	DG	58	TYR	2.8
44	DW	50	ASN	2.8
7	AG	73	VAL	2.8
22	DA	2175	C	2.8
27	BF	72	LYS	2.8
7	CG	90	GLU	2.7
3	AC	12	LEU	2.7
13	CM	38	GLY	2.7
25	DD	6	GLY	2.7
29	BH	63	ALA	2.7
30	BI	7	ALA	2.7
53	B5	199	ALA	2.7
26	DE	129	PRO	2.7
30	DI	75	PRO	2.7
41	DT	58	VAL	2.7
41	DT	2	ILE	2.7
3	CC	126	ARG	2.7
3	CC	150	LYS	2.7
7	CG	141	VAL	2.7
27	BF	83	TYR	2.7

*Continued on next page...*

*Continued from previous page...*

<b>Mol</b>	<b>Chain</b>	<b>Res</b>	<b>Type</b>	<b>RSRZ</b>
29	DH	144	VAL	2.7
2	AB	40	ILE	2.7
40	DS	4	ILE	2.7
40	DS	68	ASP	2.7
2	AB	136	MET	2.7
42	DU	4	LYS	2.7
2	AB	67	ILE	2.7
42	DU	62	GLU	2.7
2	CB	20	THR	2.7
7	AG	4	ARG	2.7
34	DM	129	THR	2.7
41	DT	12	ARG	2.7
49	D1	24	THR	2.7
24	DC	26	LYS	2.7
36	DO	9	ARG	2.7
36	DO	52	SER	2.7
2	CB	212	LEU	2.7
26	DE	143	LEU	2.7
26	DE	200	LEU	2.7
27	DF	38	MET	2.7
30	DI	138	LEU	2.7
2	CB	213	TYR	2.7
3	CC	193	TYR	2.7
39	DR	84	ARG	2.7
22	DA	2797	U	2.7
30	DI	19	ASN	2.7
31	DJ	118	MET	2.7
41	DT	1	MET	2.7
24	BC	241	GLY	2.7
24	DC	246	THR	2.7
39	DR	96	VAL	2.7
51	D3	58	VAL	2.7
2	AB	139	ARG	2.7
28	DG	124	GLU	2.7
13	CM	105	ASN	2.7
16	CP	39	PHE	2.7
30	BI	25	GLY	2.7
36	DO	22	GLY	2.7
10	CJ	96	VAL	2.7
2	CB	142	GLU	2.7
33	DL	71	ALA	2.7
7	CG	30	LEU	2.7

*Continued on next page...*

*Continued from previous page...*

<b>Mol</b>	<b>Chain</b>	<b>Res</b>	<b>Type</b>	<b>RSRZ</b>
2	AB	128	LYS	2.7
22	BA	2170	A	2.7
27	DF	146	VAL	2.7
2	CB	130	THR	2.7
10	CJ	27	GLU	2.7
22	DA	2164	C	2.7
29	DH	81	ALA	2.7
34	DM	79	ALA	2.7
42	DU	37	GLU	2.7
53	B5	216	THR	2.7
39	DR	25	LEU	2.7
3	CC	29	PHE	2.7
27	DF	88	LYS	2.7
29	BH	92	GLY	2.7
37	DP	43	PHE	2.7
41	BT	69	ARG	2.7
14	CN	30	ILE	2.7
41	BT	2	ILE	2.7
1	AA	1018	G	2.7
9	CI	63	LEU	2.7
34	DM	8	LYS	2.7
7	CG	79	ARG	2.7
9	CI	103	PHE	2.7
30	DI	12	GLN	2.7
43	DV	56	PHE	2.7
42	DU	51	ALA	2.7
51	D3	65	ALA	2.7
53	B5	171	ALA	2.7
5	AE	37	THR	2.7
26	DE	13	THR	2.7
53	B5	28	ARG	2.7
8	CH	123	GLY	2.7
9	CI	5	GLN	2.7
22	DA	2107	G	2.7
36	DO	39	VAL	2.7
52	D4	7	VAL	2.7
20	CT	9	LYS	2.6
25	DD	8	LYS	2.6
30	DI	88	SER	2.6
35	DN	102	PHE	2.6
14	CN	11	VAL	2.6
1	AA	1032	G	2.6

*Continued on next page...*

*Continued from previous page...*

<b>Mol</b>	<b>Chain</b>	<b>Res</b>	<b>Type</b>	<b>RSRZ</b>
2	CB	117	LEU	2.6
21	AU	35	ARG	2.6
30	DI	106	LEU	2.6
16	CP	60	TRP	2.6
7	CG	137	LYS	2.6
13	CM	64	VAL	2.6
52	D4	25	VAL	2.6
34	DM	124	LEU	2.6
43	DV	84	PRO	2.6
52	D4	33	HIS	2.6
53	B5	181	PHE	2.6
5	AE	159	LYS	2.6
10	CJ	63	ASP	2.6
12	CL	44	LYS	2.6
53	B5	80	LYS	2.6
53	B5	102	GLN	2.6
22	BA	846	U	2.6
2	CB	214	LEU	2.6
13	CM	2	ALA	2.6
14	AN	52	PRO	2.6
27	DF	119	ALA	2.6
31	DJ	97	PRO	2.6
35	DN	38	LEU	2.6
34	DM	36	VAL	2.6
45	DX	8	THR	2.6
14	CN	20	TYR	2.6
28	DG	165	ALA	2.6
41	DT	70	HIS	2.6
21	AU	51	SER	2.6
22	DA	2306	C	2.6
25	DD	200	ASP	2.6
2	AB	85	LEU	2.6
34	DM	72	PRO	2.6
14	AN	64	CYS	2.6
39	DR	88	GLY	2.6
2	AB	121	SER	2.6
38	DQ	15	LYS	2.6
41	DT	92	ASN	2.6
1	CA	1132	C	2.6
2	CB	110	SER	2.6
20	AT	61	GLN	2.6
25	DD	105	LYS	2.6

*Continued on next page...*

*Continued from previous page...*

<b>Mol</b>	<b>Chain</b>	<b>Res</b>	<b>Type</b>	<b>RSRZ</b>
37	DP	12	GLN	2.6
2	AB	30	PHE	2.6
39	DR	19	THR	2.6
30	DI	52	GLY	2.6
13	CM	12	HIS	2.6
44	DW	23	VAL	2.6
44	DW	62	LYS	2.6
53	B5	37	LYS	2.6
53	B5	185	LYS	2.6
28	DG	148	LEU	2.6
41	DT	87	LEU	2.6
9	AI	110	GLN	2.6
2	CB	206	ALA	2.6
19	CS	58	VAL	2.6
29	BH	54	LEU	2.6
36	DO	61	GLN	2.6
9	AI	90	TYR	2.6
27	DF	129	SER	2.6
36	DO	91	SER	2.6
51	D3	64	TYR	2.6
31	DJ	98	GLU	2.6
2	CB	210	VAL	2.6
3	CC	84	VAL	2.6
3	CC	127	ARG	2.6
1	CA	1314	C	2.6
7	AG	83	SER	2.6
27	DF	13	VAL	2.6
27	DF	62	GLY	2.6
46	DY	35	GLY	2.6
53	B5	24	ASP	2.6
7	CG	122	ASN	2.6
19	CS	47	LEU	2.6
19	CS	33	THR	2.6
53	B5	41	THR	2.6
41	DT	80	TRP	2.5
7	CG	14	PRO	2.5
26	DE	199	MET	2.5
29	BH	94	ILE	2.5
30	BI	20	PRO	2.5
13	CM	47	GLU	2.5
18	AR	73	ARG	2.5
21	CU	8	GLU	2.5

*Continued on next page...*

*Continued from previous page...*

<b>Mol</b>	<b>Chain</b>	<b>Res</b>	<b>Type</b>	<b>RSRZ</b>
7	CG	132	GLY	2.5
2	AB	205	ASP	2.5
29	BH	12	LEU	2.5
46	DY	28	LEU	2.5
53	B5	71	LYS	2.5
1	CA	79	G	2.5
53	B5	153	ILE	2.5
13	AM	85	CYS	2.5
19	CS	63	THR	2.5
53	B5	27	ALA	2.5
38	DQ	39	VAL	2.5
21	AU	21	ARG	2.5
27	DF	80	ARG	2.5
2	AB	39	HIS	2.5
11	CK	99	ALA	2.5
30	BI	24	VAL	2.5
48	D0	30	VAL	2.5
29	DH	122	LEU	2.5
40	DS	36	LEU	2.5
33	DL	100	ILE	2.5
2	AB	29	PRO	2.5
2	AB	82	ASP	2.5
10	CJ	11	LYS	2.5
53	B5	136	GLY	2.5
7	CG	23	LEU	2.5
20	CT	60	ARG	2.5
37	DP	84	ILE	2.5
2	CB	205	ASP	2.5
14	CN	68	GLY	2.5
22	DA	931	U	2.5
42	DU	49	VAL	2.5
2	CB	36	ASN	2.5
6	CF	39	LEU	2.5
7	AG	23	LEU	2.5
27	DF	152	LEU	2.5
33	DL	132	ARG	2.5
1	AA	1031	C	2.5
42	DU	72	ILE	2.5
26	DE	127	GLU	2.5
28	DG	167	GLU	2.5
2	CB	127	ASP	2.5
30	BI	82	LYS	2.5

*Continued on next page...*

*Continued from previous page...*

<b>Mol</b>	<b>Chain</b>	<b>Res</b>	<b>Type</b>	<b>RSRZ</b>
9	AI	17	ALA	2.5
9	CI	51	PRO	2.5
21	AU	50	ALA	2.5
22	BA	549	G	2.5
49	B1	4	GLY	2.5
49	D1	21	TYR	2.5
26	DE	153	LEU	2.5
36	DO	38	GLN	2.5
22	DA	1606	C	2.5
46	DY	17	GLU	2.5
3	CC	71	ALA	2.5
33	DL	31	GLY	2.5
29	DH	82	SER	2.5
22	DA	2106	U	2.5
7	CG	63	GLU	2.5
3	CC	128	VAL	2.5
28	DG	54	PRO	2.5
51	D3	37	ALA	2.5
30	DI	81	LYS	2.5
16	CP	45	GLU	2.5
19	CS	68	GLY	2.5
33	DL	89	VAL	2.5
2	AB	152	LYS	2.5
14	AN	30	ILE	2.5
29	DH	143	ILE	2.5
53	B5	45	HIS	2.5
7	CG	111	ARG	2.5
15	CO	17	ARG	2.5
19	CS	81	ARG	2.5
4	CD	24	GLY	2.5
11	AK	113	VAL	2.5
28	DG	132	VAL	2.5
36	DO	27	VAL	2.5
40	DS	71	VAL	2.5
44	DW	75	LYS	2.5
50	D2	2	LYS	2.5
3	CC	181	ASP	2.5
35	DN	120	GLU	2.5
40	DS	85	ILE	2.5
1	AA	1492	A	2.4
9	CI	118	LEU	2.4
16	CP	52	LEU	2.4

*Continued on next page...*



*Continued from previous page...*

<b>Mol</b>	<b>Chain</b>	<b>Res</b>	<b>Type</b>	<b>RSRZ</b>
22	DA	344	A	2.4
24	DC	237	GLY	2.4
37	DP	80	VAL	2.4
4	AD	109	ALA	2.4
10	CJ	23	ALA	2.4
13	CM	35	ALA	2.4
22	BA	1926	U	2.4
22	DA	653	U	2.4
33	DL	108	ALA	2.4
9	CI	39	PHE	2.4
2	CB	122	GLN	2.4
2	AB	18	HIS	2.4
28	DG	162	VAL	2.4
45	DX	49	LEU	2.4
52	D4	15	LYS	2.4
3	AC	158	GLY	2.4
53	B5	189	ASN	2.4
13	CM	73	ILE	2.4
30	BI	113	LYS	2.4
30	BI	142	ASP	2.4
36	DO	85	LYS	2.4
40	DS	94	ASP	2.4
3	CC	158	GLY	2.4
33	DL	6	LEU	2.4
38	DQ	7	GLY	2.4
2	AB	219	ALA	2.4
5	CE	151	GLU	2.4
17	CQ	21	ILE	2.4
29	DH	125	THR	2.4
30	DI	123	GLU	2.4
19	CS	15	LEU	2.4
26	DE	55	SER	2.4
31	DJ	15	TRP	2.4
32	DK	98	ARG	2.4
26	DE	124	PHE	2.4
9	AI	126	GLN	2.4
33	DL	73	ILE	2.4
22	DA	1170	C	2.4
30	DI	140	VAL	2.4
14	AN	33	ASP	2.4
20	CT	43	ASP	2.4
22	DA	1095	A	2.4

*Continued on next page...*

*Continued from previous page...*

<b>Mol</b>	<b>Chain</b>	<b>Res</b>	<b>Type</b>	<b>RSRZ</b>
2	AB	81	LYS	2.4
2	CB	160	ALA	2.4
24	DC	112	ALA	2.4
46	DY	32	ALA	2.4
10	CJ	87	LEU	2.4
26	DE	150	THR	2.4
29	BH	20	ASN	2.4
53	B5	166	ASN	2.4
2	CB	69	PHE	2.4
10	CJ	65	TYR	2.4
19	CS	17	LYS	2.4
24	DC	28	LYS	2.4
21	AU	24	GLU	2.4
22	DA	2308	G	2.4
36	DO	60	GLU	2.4
37	DP	112	GLU	2.4
27	DF	91	LEU	2.4
24	BC	242	LYS	2.4
24	DC	47	GLY	2.4
28	DG	20	ASN	2.4
29	BH	13	GLY	2.4
29	DH	31	VAL	2.4
2	AB	50	PHE	2.4
9	CI	45	ARG	2.4
29	DH	124	THR	2.4
50	D2	5	PHE	2.4
11	AK	66	ALA	2.4
19	CS	80	TYR	2.4
24	DC	102	ARG	2.4
30	DI	41	ALA	2.4
51	D3	48	ALA	2.4
30	DI	49	ILE	2.4
1	CA	1320	C	2.4
2	CB	66	LYS	2.4
30	BI	11	LEU	2.4
30	BI	138	LEU	2.4
49	D1	43	VAL	2.4
53	B5	213	VAL	2.4
22	DA	1614	A	2.4
44	DW	79	PHE	2.4
1	CA	1043	G	2.4
7	CG	26	PHE	2.4

*Continued on next page...*

*Continued from previous page...*

<b>Mol</b>	<b>Chain</b>	<b>Res</b>	<b>Type</b>	<b>RSRZ</b>
38	DQ	73	GLY	2.4
37	DP	101	ARG	2.4
19	CS	20	GLU	2.4
32	DK	89	ASN	2.4
37	DP	34	GLU	2.4
45	DX	17	ASN	2.4
19	CS	14	HIS	2.4
3	AC	151	VAL	2.4
16	CP	20	VAL	2.4
7	CG	17	LYS	2.4
31	DJ	74	TYR	2.4
10	AJ	8	ILE	2.4
28	DG	131	ILE	2.4
2	CB	163	VAL	2.3
30	BI	69	PHE	2.3
42	DU	95	PHE	2.3
45	DX	35	SER	2.3
48	D0	37	LYS	2.3
1	AA	844	G	2.3
35	DN	111	ALA	2.3
14	CN	71	HIS	2.3
21	AU	53	VAL	2.3
47	DZ	8	THR	2.3
9	CI	20	PHE	2.3
2	AB	37	LYS	2.3
30	BI	117	MET	2.3
2	CB	145	GLU	2.3
7	AG	12	ILE	2.3
22	BA	2192	U	2.3
7	CG	143	ARG	2.3
24	DC	101	ARG	2.3
26	DE	134	LEU	2.3
30	DI	80	LEU	2.3
35	DN	97	ILE	2.3
34	DM	10	ARG	2.3
35	DN	109	PRO	2.3
36	DO	14	ALA	2.3
27	DF	93	GLY	2.3
29	DH	61	VAL	2.3
1	CA	1312	G	2.3
2	AB	20	THR	2.3
4	AD	177	LYS	2.3

*Continued on next page...*

*Continued from previous page...*

<b>Mol</b>	<b>Chain</b>	<b>Res</b>	<b>Type</b>	<b>RSRZ</b>
36	DO	3	LYS	2.3
1	CA	1028	C	2.3
3	CC	36	ASP	2.3
10	CJ	91	ASP	2.3
10	CJ	67	ILE	2.3
26	DE	102	ARG	2.3
30	BI	59	ILE	2.3
21	AU	20	LYS	2.3
24	DC	232	HIS	2.3
48	D0	38	HIS	2.3
9	AI	32	GLN	2.3
30	DI	71	THR	2.3
9	CI	106	ARG	2.3
21	CU	47	ARG	2.3
9	CI	87	LEU	2.3
29	DH	90	LEU	2.3
28	DG	126	PRO	2.3
30	BI	95	LYS	2.3
43	DV	34	LYS	2.3
53	B5	176	VAL	2.3
1	CA	1324	A	2.3
7	CG	112	GLY	2.3
44	DW	70	GLU	2.3
9	CI	66	THR	2.3
40	DS	37	THR	2.3
2	AB	167	ASP	2.3
9	AI	28	ILE	2.3
16	CP	54	LEU	2.3
20	CT	12	ILE	2.3
26	DE	86	ALA	2.3
27	DF	34	ILE	2.3
36	DO	106	LEU	2.3
1	CA	1302	C	2.3
32	DK	69	VAL	2.3
40	DS	20	VAL	2.3
33	DL	104	GLN	2.3
10	CJ	90	LEU	2.3
27	DF	36	LEU	2.3
53	B5	169	THR	2.3
9	CI	17	ALA	2.3
11	AK	21	ALA	2.3
13	CM	81	MET	2.3

*Continued on next page...*

*Continued from previous page...*

<b>Mol</b>	<b>Chain</b>	<b>Res</b>	<b>Type</b>	<b>RSRZ</b>
22	DA	2150	C	2.3
36	DO	88	LYS	2.3
7	CG	124	LEU	2.3
22	DA	1078	U	2.3
25	DD	75	ALA	2.3
35	DN	29	VAL	2.3
43	DV	45	ASP	2.3
53	B5	177	GLY	2.3
7	CG	123	GLU	2.3
2	AB	86	SER	2.3
37	DP	19	SER	2.3
39	DR	48	LYS	2.3
2	CB	161	LEU	2.3
19	AS	56	GLN	2.3
22	DA	2795	C	2.3
33	DL	19	LEU	2.3
3	CC	39	VAL	2.3
13	CM	8	ASN	2.3
14	CN	21	PHE	2.3
17	CQ	50	ASN	2.3
22	DA	102	U	2.3
22	DA	646	U	2.3
22	DA	2105	U	2.3
24	DC	240	PHE	2.3
28	DG	151	TYR	2.3
29	DH	100	ALA	2.3
42	DU	53	ASN	2.3
42	DU	76	ALA	2.3
1	CA	954	G	2.3
49	D1	18	GLY	2.3
27	DF	134	GLU	2.3
45	DX	61	LYS	2.3
50	D2	7	PRO	2.3
30	DI	90	SER	2.3
53	B5	180	SER	2.3
7	CG	9	GLN	2.3
51	D3	24	HIS	2.3
29	BH	61	VAL	2.3
29	DH	74	ALA	2.3
44	DW	71	VAL	2.3
40	DS	73	LYS	2.3
53	B5	91	GLY	2.3

*Continued on next page...*

*Continued from previous page...*

<b>Mol</b>	<b>Chain</b>	<b>Res</b>	<b>Type</b>	<b>RSRZ</b>
17	AQ	8	LEU	2.3
22	BA	1847	A	2.3
21	AU	30	ALA	2.3
25	DD	180	VAL	2.3
29	BH	139	PHE	2.3
20	CT	42	GLY	2.3
21	CU	44	GLU	2.3
36	DO	65	THR	2.3
8	CH	59	LEU	2.3
45	DX	74	ARG	2.3
33	DL	23	ILE	2.3
42	DU	44	LYS	2.3
7	AG	89	VAL	2.3
9	CI	48	VAL	2.3
22	DA	866	A	2.3
30	DI	77	ALA	2.3
29	DH	137	GLU	2.2
15	CO	89	ARG	2.2
19	AS	64	ASP	2.2
24	DC	49	ILE	2.2
25	DD	27	ILE	2.2
26	DE	23	PHE	2.2
39	DR	27	ILE	2.2
12	AL	68	GLY	2.2
24	DC	99	GLY	2.2
26	DE	172	ALA	2.2
41	DT	13	ALA	2.2
51	D3	21	GLY	2.2
13	AM	92	ARG	2.2
13	CM	29	ARG	2.2
20	CT	64	LYS	2.2
20	CT	86	LEU	2.2
2	CB	188	ASP	2.2
29	BH	11	ASN	2.2
5	AE	31	PHE	2.2
22	DA	1066	U	2.2
25	DD	96	ILE	2.2
33	DL	74	THR	2.2
51	D3	63	PRO	2.2
22	DA	2300	C	2.2
43	DV	82	TYR	2.2
33	DL	7	SER	2.2

*Continued on next page...*

*Continued from previous page...*

<b>Mol</b>	<b>Chain</b>	<b>Res</b>	<b>Type</b>	<b>RSRZ</b>
1	CA	1044	A	2.2
3	CC	85	GLU	2.2
22	BA	2885	G	2.2
29	BH	67	ALA	2.2
47	DZ	37	GLU	2.2
53	B5	99	GLU	2.2
2	AB	186	ILE	2.2
3	CC	156	ARG	2.2
3	CC	169	ARG	2.2
19	CS	27	ASP	2.2
20	CT	8	LYS	2.2
24	DC	51	THR	2.2
25	DD	55	LYS	2.2
29	DH	39	ALA	2.2
30	BI	72	LYS	2.2
37	DP	9	GLU	2.2
13	CM	48	LEU	2.2
7	CG	43	VAL	2.2
11	AK	110	ILE	2.2
26	DE	178	VAL	2.2
27	DF	132	VAL	2.2
28	DG	161	GLY	2.2
29	BH	8	LYS	2.2
30	DI	131	GLY	2.2
51	D3	23	LYS	2.2
19	AS	5	LEU	2.2
22	BA	2126	A	2.2
24	BC	243	HIS	2.2
13	CM	4	ILE	2.2
37	DP	65	SER	2.2
1	CA	979	C	2.2
33	DL	28	GLY	2.2
19	CS	9	PRO	2.2
15	AO	39	LEU	2.2
7	AG	109	ARG	2.2
7	CG	131	LYS	2.2
33	DL	126	ARG	2.2
17	CQ	53	CYS	2.2
14	CN	99	ALA	2.2
27	DF	83	TYR	2.2
34	DM	52	ALA	2.2
7	CG	13	LEU	2.2

*Continued on next page...*

*Continued from previous page...*

<b>Mol</b>	<b>Chain</b>	<b>Res</b>	<b>Type</b>	<b>RSRZ</b>
14	CN	63	ARG	2.2
22	DA	2103	C	2.2
36	DO	42	PRO	2.2
42	BU	52	LEU	2.2
3	CC	49	LYS	2.2
7	CG	38	THR	2.2
22	DA	1112	G	2.2
42	DU	61	LYS	2.2
30	DI	9	VAL	2.2
36	DO	28	VAL	2.2
9	AI	34	SER	2.2
34	DM	56	ALA	2.2
2	AB	47	VAL	2.2
27	DF	151	GLY	2.2
1	CA	1313	U	2.2
2	CB	108	ARG	2.2
7	CG	51	ALA	2.2
10	CJ	30	LYS	2.2
11	AK	13	ARG	2.2
14	CN	9	ARG	2.2
19	CS	32	ARG	2.2
26	DE	12	LEU	2.2
30	DI	51	LYS	2.2
41	DT	20	ALA	2.2
22	DA	2163	A	2.2
19	AS	24	GLU	2.2
26	DE	28	VAL	2.2
3	CC	136	ARG	2.2
13	AM	86	TYR	2.2
30	BI	81	LYS	2.2
40	DS	46	LEU	2.2
7	CG	41	SER	2.2
33	DL	81	ASP	2.2
53	B5	120	VAL	2.2
22	DA	1084	A	2.2
39	DR	92	TRP	2.1
51	D3	47	LYS	2.2
22	DA	2165	C	2.1
10	CJ	85	ASP	2.1
41	DT	68	LYS	2.1
51	D3	41	LYS	2.1
22	BA	2190	G	2.1

*Continued on next page...*



*Continued from previous page...*

<b>Mol</b>	<b>Chain</b>	<b>Res</b>	<b>Type</b>	<b>RSRZ</b>
10	CJ	42	LEU	2.1
44	DW	59	LEU	2.1
2	CB	90	PHE	2.1
30	BI	38	PHE	2.1
31	DJ	119	PHE	2.1
2	AB	217	VAL	2.1
14	AN	63	ARG	2.1
31	DJ	96	ARG	2.1
50	D2	33	ARG	2.1
53	B5	215	VAL	2.1
11	AK	67	ALA	2.1
26	DE	17	THR	2.1
28	DG	25	THR	2.1
7	CG	78	ARG	2.1
7	AG	144	MET	2.1
1	CA	4	U	2.1
1	CA	1209	C	2.1
21	AU	27	GLY	2.1
44	DW	55	ARG	2.1
45	DX	18	ARG	2.1
11	AK	84	VAL	2.1
17	AQ	55	ILE	2.1
19	CS	65	GLU	2.1
34	DM	73	ILE	2.1
41	DT	16	VAL	2.1
22	DA	1068	G	2.1
33	DL	80	SER	2.1
3	CC	88	ARG	2.1
9	CI	13	LYS	2.1
10	CJ	82	LYS	2.1
12	AL	124	ALA	2.1
14	CN	29	ALA	2.1
40	DS	110	ARG	2.1
43	DV	74	ALA	2.1
11	AK	129	VAL	2.1
16	CP	67	ILE	2.1
2	CB	154	MET	2.1
27	DF	57	LEU	2.1
40	DS	33	LEU	2.1
13	CM	76	SER	2.1
19	CS	6	LYS	2.1
8	CH	130	ALA	2.1

*Continued on next page...*

*Continued from previous page...*

<b>Mol</b>	<b>Chain</b>	<b>Res</b>	<b>Type</b>	<b>RSRZ</b>
10	CJ	86	ALA	2.1
9	CI	67	VAL	2.1
42	DU	88	GLU	2.1
35	DN	36	THR	2.1
47	DZ	5	ILE	2.1
44	DW	73	GLY	2.1
45	DX	77	LYS	2.1
14	AN	2	ALA	2.1
41	DT	84	TYR	2.1
9	AI	19	VAL	2.1
13	CM	39	ILE	2.1
36	DO	54	VAL	2.1
39	DR	66	HIS	2.1
9	CI	10	GLY	2.1
11	AK	126	LYS	2.1
13	CM	44	LYS	2.1
24	DC	235	GLY	2.1
22	DA	1211	C	2.1
22	DA	2156	G	2.1
27	DF	150	ARG	2.1
33	DL	69	ARG	2.1
33	DL	102	GLY	2.1
38	DQ	44	GLN	2.1
40	DS	97	LEU	2.1
9	AI	125	PRO	2.1
11	AK	14	LYS	2.1
13	CM	54	ASP	2.1
1	CA	1025	U	2.1
3	AC	178	LEU	2.1
9	AI	122	ARG	2.1
27	DF	106	ILE	2.1
10	CJ	13	PHE	2.1
37	DP	115	ASN	2.1
7	AG	44	TYR	2.1
45	DX	78	TYR	2.1
2	AB	45	LYS	2.1
13	CM	74	SER	2.1
28	DG	110	SER	2.1
13	CM	19	LEU	2.1
2	AB	42	ASN	2.1
41	DT	51	PHE	2.1
28	DG	84	THR	2.1

*Continued on next page...*

*Continued from previous page...*

<b>Mol</b>	<b>Chain</b>	<b>Res</b>	<b>Type</b>	<b>RSRZ</b>
30	BI	71	THR	2.1
35	DN	37	THR	2.1
51	D3	28	ASN	2.1
2	CB	63	ARG	2.1
25	DD	132	ALA	2.1
27	DF	28	VAL	2.1
50	D2	32	ALA	2.1
22	DA	2148	G	2.1
28	DG	50	LEU	2.1
32	DK	101	GLY	2.1
46	DY	21	LEU	2.1
52	D4	20	ASP	2.1
27	DF	22	TYR	2.1
29	DH	97	ARG	2.1
2	AB	196	VAL	2.1
39	DR	38	VAL	2.1
2	AB	117	LEU	2.1
27	DF	162	SER	2.1
2	AB	91	PHE	2.0
2	CB	126	PHE	2.0
27	DF	144	ASP	2.1
24	BC	238	ARG	2.0
1	AA	79	G	2.0
41	DT	56	GLU	2.0
2	AB	193	PRO	2.0
7	CG	108	ALA	2.0
10	CJ	41	PRO	2.0
33	DL	15	ALA	2.0
13	CM	33	ILE	2.0
29	DH	6	LEU	2.0
45	DX	22	LEU	2.0
10	AJ	35	GLN	2.0
32	DK	14	SER	2.0
2	AB	78	GLU	2.0
14	CN	34	VAL	2.0
40	DS	32	ALA	2.0
9	AI	21	ILE	2.0
13	CM	111	GLY	2.0
19	CS	26	GLY	2.0
26	DE	177	PRO	2.0
33	DL	30	THR	2.0
14	AN	24	ARG	2.0

*Continued on next page...*

*Continued from previous page...*

<b>Mol</b>	<b>Chain</b>	<b>Res</b>	<b>Type</b>	<b>RSRZ</b>
21	AU	33	ARG	2.0
30	BI	125	MET	2.0
35	DN	30	ARG	2.0
14	AN	54	ASP	2.0
20	CT	13	GLN	2.0
31	DJ	49	ASP	2.0
36	DO	112	GLU	2.0
2	AB	75	ALA	2.0
7	AG	6	VAL	2.0
53	B5	21	TYR	2.0
9	AI	30	ILE	2.0
16	CP	4	ILE	2.0
22	BA	1172	C	2.0
13	AM	3	ARG	2.0
44	DW	58	THR	2.0
7	CG	37	SER	2.0
20	AT	36	TYR	2.0
26	DE	14	VAL	2.0
28	DG	44	LYS	2.0
34	DM	26	VAL	2.0
2	AB	200	ILE	2.0
29	BH	143	ILE	2.0
44	DW	82	ILE	2.0
9	CI	125	PRO	2.0
10	AJ	49	PHE	2.0
37	DP	7	GLN	2.0
10	CJ	75	ASP	2.0
30	DI	95	LYS	2.0
36	DO	89	ASP	2.0
40	DS	83	LYS	2.0
21	AU	52	ALA	2.0
35	DN	113	ILE	2.0
42	DU	86	ARG	2.0
39	DR	67	GLY	2.0
22	DA	1077	A	2.0
22	DA	2173	A	2.0
13	CM	52	GLN	2.0
13	CM	62	LYS	2.0
22	BA	1925	C	2.0
29	BH	141	LYS	2.0
33	DL	67	THR	2.0
49	D1	37	LYS	2.0

*Continued on next page...*

*Continued from previous page...*

Mol	Chain	Res	Type	RSRZ
29	DH	68	ARG	2.0
36	DO	21	LEU	2.0
45	DX	50	ARG	2.0

## 6.2 Non-standard residues in protein, DNA, RNA chains [i](#)

In the following table, the Atoms column lists the number of modelled atoms in the group and the number defined in the chemical component dictionary. The B-factors column lists the minimum, median, 95<sup>th</sup> percentile and maximum values of B factors of atoms in the group. The column labelled 'Q< 0.9' lists the number of atoms with occupancy less than 0.9.

Mol	Type	Chain	Res	Atoms	RSCC	RSR	B-factors(Å <sup>2</sup> )	Q<0.9
54	MHU	D6	5	15/16	0.82	0.38	45,58,69,72	0
54	DBB	D6	3	6/7	0.88	0.50	45,50,65,70	0
54	04X	D6	6	15/16	0.90	0.27	47,59,67,73	0
54	MHU	B6	5	15/16	0.93	0.24	3,7,15,15	0
54	MHW	D6	1	9/10	0.94	0.18	55,59,63,66	0
54	DBB	B6	3	6/7	0.94	0.28	8,14,20,33	0
54	004	D6	7	10/11	0.95	0.23	47,52,61,64	0
54	MHW	B6	1	9/10	0.97	0.20	8,13,21,30	0
54	004	B6	7	10/11	0.97	0.28	2,4,6,6	0
54	04X	B6	6	15/16	0.97	0.19	6,11,15,20	0

## 6.3 Carbohydrates [i](#)

There are no monosaccharides in this entry.

## 6.4 Ligands [i](#)

In the following table, the Atoms column lists the number of modelled atoms in the group and the number defined in the chemical component dictionary. The B-factors column lists the minimum, median, 95<sup>th</sup> percentile and maximum values of B factors of atoms in the group. The column labelled 'Q< 0.9' lists the number of atoms with occupancy less than 0.9.

Mol	Type	Chain	Res	Atoms	RSCC	RSR	B-factors(Å <sup>2</sup> )	Q<0.9
55	MG	AA	1627	1/1	0.17	0.55	76,76,76,76	0
55	MG	DA	3071	1/1	0.18	0.59	93,93,93,93	0
55	MG	DA	3072	1/1	0.23	0.50	89,89,89,89	0
55	MG	AA	1644	1/1	0.24	0.69	49,49,49,49	0
55	MG	DA	3061	1/1	0.25	1.80	97,97,97,97	0

*Continued on next page...*

*Continued from previous page...*

Mol	Type	Chain	Res	Atoms	RSCC	RSR	B-factors(Å <sup>2</sup> )	Q<0.9
55	MG	DA	3093	1/1	0.26	0.35	99,99,99,99	0
55	MG	CA	1631	1/1	0.35	0.26	98,98,98,98	0
55	MG	DA	3011	1/1	0.41	0.30	74,74,74,74	0
55	MG	DA	3057	1/1	0.41	0.29	82,82,82,82	0
55	MG	DA	3116	1/1	0.43	0.34	92,92,92,92	0
55	MG	DA	3005	1/1	0.44	0.12	90,90,90,90	0
55	MG	DA	3041	1/1	0.46	0.42	66,66,66,66	0
55	MG	CA	1629	1/1	0.49	0.10	84,84,84,84	0
55	MG	CA	1621	1/1	0.51	0.09	67,67,67,67	0
55	MG	CA	1637	1/1	0.52	0.37	80,80,80,80	0
55	MG	DA	3132	1/1	0.53	0.79	85,85,85,85	0
55	MG	DA	3027	1/1	0.55	0.12	82,82,82,82	0
55	MG	DA	3104	1/1	0.56	0.18	76,76,76,76	0
55	MG	BA	3055	1/1	0.58	0.25	50,50,50,50	0
55	MG	DA	3120	1/1	0.58	0.56	95,95,95,95	0
55	MG	DA	3085	1/1	0.58	0.19	78,78,78,78	0
55	MG	DA	3134	1/1	0.58	0.58	87,87,87,87	0
55	MG	CA	1628	1/1	0.59	0.28	100,100,100,100	0
55	MG	DA	3070	1/1	0.60	0.11	93,93,93,93	0
55	MG	DA	3016	1/1	0.60	0.42	84,84,84,84	0
55	MG	CA	1627	1/1	0.61	0.29	88,88,88,88	0
55	MG	DA	3077	1/1	0.62	0.26	76,76,76,76	0
55	MG	AA	1665	1/1	0.63	0.74	53,53,53,53	0
55	MG	AA	1635	1/1	0.63	0.27	76,76,76,76	0
55	MG	BA	3119	1/1	0.64	0.36	49,49,49,49	0
55	MG	BA	3135	1/1	0.65	0.27	48,48,48,48	0
55	MG	CA	1609	1/1	0.67	0.09	78,78,78,78	0
55	MG	DA	3032	1/1	0.67	0.20	78,78,78,78	0
55	MG	DA	3062	1/1	0.68	0.77	70,70,70,70	0
55	MG	DA	3079	1/1	0.68	0.08	94,94,94,94	0
55	MG	DA	3056	1/1	0.68	0.28	80,80,80,80	0
55	MG	DA	3028	1/1	0.69	0.56	86,86,86,86	0
55	MG	DA	3111	1/1	0.69	0.12	81,81,81,81	0
55	MG	DA	3008	1/1	0.70	0.16	80,80,80,80	0
55	MG	CA	1636	1/1	0.70	0.29	97,97,97,97	0
55	MG	BA	3016	1/1	0.70	0.22	31,31,31,31	0
55	MG	DA	3021	1/1	0.70	0.34	62,62,62,62	0
55	MG	AA	1651	1/1	0.70	0.34	55,55,55,55	0
55	MG	DA	3137	1/1	0.70	0.27	84,84,84,84	0
55	MG	DA	3153	1/1	0.70	0.12	68,68,68,68	0
55	MG	DA	3078	1/1	0.71	0.20	95,95,95,95	0
55	MG	AA	1667	1/1	0.72	0.68	54,54,54,54	0

*Continued on next page...*

Continued from previous page...

Mol	Type	Chain	Res	Atoms	RSCC	RSR	B-factors( $\text{\AA}^2$ )	Q<0.9
55	MG	DA	3082	1/1	0.72	0.11	65,65,65,65	0
55	MG	BA	3011	1/1	0.72	0.16	30,30,30,30	0
55	MG	BA	3115	1/1	0.73	0.51	76,76,76,76	0
55	MG	BA	3048	1/1	0.73	0.08	26,26,26,26	0
55	MG	BA	3090	1/1	0.73	0.20	33,33,33,33	0
55	MG	BA	3098	1/1	0.73	0.59	73,73,73,73	0
55	MG	DA	3024	1/1	0.73	0.17	45,45,45,45	0
55	MG	AA	1670	1/1	0.74	0.40	45,45,45,45	0
55	MG	BA	3047	1/1	0.74	0.11	40,40,40,40	0
55	MG	DA	3121	1/1	0.74	0.16	60,60,60,60	0
55	MG	DA	3122	1/1	0.74	0.08	64,64,64,64	0
55	MG	DA	3155	1/1	0.74	0.28	37,37,37,37	0
55	MG	DA	3165	1/1	0.74	0.38	43,43,43,43	0
55	MG	CA	1635	1/1	0.75	0.10	94,94,94,94	0
55	MG	AA	1634	1/1	0.75	0.09	49,49,49,49	0
55	MG	DA	3150	1/1	0.75	0.21	50,50,50,50	0
55	MG	DA	3151	1/1	0.75	0.47	40,40,40,40	0
55	MG	DA	3094	1/1	0.75	0.20	83,83,83,83	0
55	MG	BA	3154	1/1	0.75	0.23	21,21,21,21	0
55	MG	CA	1605	1/1	0.75	0.25	78,78,78,78	0
55	MG	CA	1655	1/1	0.76	1.02	67,67,67,67	0
55	MG	DA	3010	1/1	0.76	0.10	64,64,64,64	0
55	MG	AA	1601	1/1	0.76	0.11	61,61,61,61	0
55	MG	DA	3145	1/1	0.76	0.09	68,68,68,68	0
55	MG	DA	3164	1/1	0.76	0.76	56,56,56,56	0
55	MG	DA	3149	1/1	0.76	0.19	49,49,49,49	0
55	MG	DB	201	1/1	0.76	0.05	96,96,96,96	0
55	MG	AA	1646	1/1	0.77	0.21	50,50,50,50	0
55	MG	AA	1648	1/1	0.77	0.26	39,39,39,39	0
55	MG	DA	3019	1/1	0.77	0.15	84,84,84,84	0
55	MG	DA	3091	1/1	0.77	0.13	79,79,79,79	0
55	MG	DA	3029	1/1	0.77	0.37	66,66,66,66	0
55	MG	DA	3002	1/1	0.77	0.52	81,81,81,81	0
55	MG	DA	3106	1/1	0.78	0.31	70,70,70,70	0
55	MG	BA	3031	1/1	0.78	0.11	7,7,7,7	0
55	MG	DA	3038	1/1	0.78	0.14	63,63,63,63	0
55	MG	DA	3084	1/1	0.78	0.15	75,75,75,75	0
55	MG	BA	3190	1/1	0.78	0.53	42,42,42,42	0
55	MG	DA	3042	1/1	0.78	0.14	69,69,69,69	0
55	MG	DA	3158	1/1	0.78	0.46	58,58,58,58	0
55	MG	DA	3160	1/1	0.78	0.20	47,47,47,47	0
55	MG	DA	3048	1/1	0.78	0.22	93,93,93,93	0

Continued on next page...

Continued from previous page...

Mol	Type	Chain	Res	Atoms	RSCC	RSR	B-factors( $\text{\AA}^2$ )	Q<0.9
55	MG	CA	1602	1/1	0.78	0.12	69,69,69,69	0
55	MG	CA	1626	1/1	0.78	0.26	66,66,66,66	0
55	MG	DA	3092	1/1	0.79	0.44	94,94,94,94	0
55	MG	BA	3015	1/1	0.79	0.41	61,61,61,61	0
55	MG	AA	1623	1/1	0.79	0.17	49,49,49,49	0
55	MG	DA	3161	1/1	0.79	0.33	48,48,48,48	0
55	MG	DA	3014	1/1	0.79	0.36	73,73,73,73	0
55	MG	DA	3015	1/1	0.79	0.57	77,77,77,77	0
55	MG	BA	3025	1/1	0.79	0.18	40,40,40,40	0
55	MG	DA	3126	1/1	0.80	0.17	61,61,61,61	0
55	MG	DA	3040	1/1	0.80	0.21	66,66,66,66	0
55	MG	DA	3136	1/1	0.81	0.42	81,81,81,81	0
55	MG	CA	1652	1/1	0.81	0.11	62,62,62,62	0
55	MG	DA	3044	1/1	0.81	0.21	83,83,83,83	0
55	MG	BA	3004	1/1	0.81	0.14	52,52,52,52	0
55	MG	BA	3070	1/1	0.81	0.11	37,37,37,37	0
55	MG	DA	3133	1/1	0.81	0.19	55,55,55,55	0
55	MG	BA	3019	1/1	0.81	0.26	1,1,1,1	0
55	MG	BA	3029	1/1	0.82	0.12	35,35,35,35	0
55	MG	DA	3090	1/1	0.82	0.08	59,59,59,59	0
55	MG	DA	3154	1/1	0.82	0.24	40,40,40,40	0
55	MG	DA	3033	1/1	0.82	0.09	54,54,54,54	0
55	MG	DA	3098	1/1	0.82	0.08	50,50,50,50	0
55	MG	DB	203	1/1	0.82	0.09	90,90,90,90	0
55	MG	DA	3013	1/1	0.83	0.11	64,64,64,64	0
55	MG	BA	3157	1/1	0.83	0.34	34,34,34,34	0
55	MG	AA	1652	1/1	0.83	0.13	40,40,40,40	0
55	MG	AA	1657	1/1	0.83	0.34	37,37,37,37	0
55	MG	AA	1662	1/1	0.83	0.27	49,49,49,49	0
55	MG	CA	1638	1/1	0.83	0.16	74,74,74,74	0
55	MG	DA	3058	1/1	0.83	0.16	70,70,70,70	0
55	MG	DA	3166	1/1	0.83	0.19	44,44,44,44	0
55	MG	AA	1630	1/1	0.83	0.15	67,67,67,67	0
55	MG	DA	3099	1/1	0.83	0.41	82,82,82,82	0
55	MG	DA	3009	1/1	0.84	0.09	69,69,69,69	0
55	MG	DA	3055	1/1	0.84	0.07	57,57,57,57	0
55	MG	DA	3115	1/1	0.84	0.09	79,79,79,79	0
55	MG	BA	3161	1/1	0.84	0.17	15,15,15,15	0
55	MG	BA	3168	1/1	0.84	0.24	21,21,21,21	0
55	MG	DA	3006	1/1	0.84	0.22	98,98,98,98	0
55	MG	CA	1611	1/1	0.84	0.17	69,69,69,69	0
55	MG	DA	3060	1/1	0.85	0.22	72,72,72,72	0

Continued on next page...



*Continued from previous page...*

Mol	Type	Chain	Res	Atoms	RSCC	RSR	B-factors(Å <sup>2</sup> )	Q<0.9
55	MG	BA	3113	1/1	0.85	0.12	2,2,2,2	0
55	MG	CA	1615	1/1	0.85	0.23	56,56,56,56	0
55	MG	AA	1659	1/1	0.85	0.48	32,32,32,32	0
55	MG	BA	3045	1/1	0.85	0.12	4,4,4,4	0
55	MG	DA	3046	1/1	0.85	0.11	62,62,62,62	0
55	MG	DA	3127	1/1	0.85	0.13	88,88,88,88	0
55	MG	AA	1671	1/1	0.85	0.34	54,54,54,54	0
55	MG	CA	1604	1/1	0.85	0.07	78,78,78,78	0
55	MG	DA	3100	1/1	0.85	0.31	73,73,73,73	0
55	MG	CM	201	1/1	0.85	0.38	50,50,50,50	0
55	MG	AA	1617	1/1	0.85	0.11	62,62,62,62	0
55	MG	DA	3144	1/1	0.85	0.30	58,58,58,58	0
55	MG	BA	3109	1/1	0.85	0.21	1,1,1,1	0
55	MG	CA	1620	1/1	0.86	0.13	81,81,81,81	0
55	MG	BA	3076	1/1	0.86	0.28	56,56,56,56	0
55	MG	DA	3102	1/1	0.86	0.31	72,72,72,72	0
55	MG	DA	3018	1/1	0.86	0.11	68,68,68,68	0
55	MG	BA	3129	1/1	0.86	0.13	0,0,0,0	0
55	MG	DA	3004	1/1	0.86	0.48	87,87,87,87	0
55	MG	DA	3112	1/1	0.86	0.13	64,64,64,64	0
55	MG	DA	3054	1/1	0.87	0.08	62,62,62,62	0
55	MG	DA	3135	1/1	0.87	0.08	46,46,46,46	0
55	MG	AA	1624	1/1	0.87	0.10	50,50,50,50	0
55	MG	DA	3063	1/1	0.87	0.12	53,53,53,53	0
55	MG	DA	3069	1/1	0.87	0.20	77,77,77,77	0
55	MG	BA	3150	1/1	0.87	0.20	37,37,37,37	0
55	MG	BA	3093	1/1	0.87	0.10	26,26,26,26	0
55	MG	BA	3028	1/1	0.87	0.10	3,3,3,3	0
55	MG	DA	3073	1/1	0.87	0.10	35,35,35,35	0
55	MG	BA	3080	1/1	0.87	0.09	24,24,24,24	0
55	MG	BA	3003	1/1	0.88	0.10	29,29,29,29	0
55	MG	AA	1607	1/1	0.88	0.12	48,48,48,48	0
55	MG	BA	3061	1/1	0.88	0.64	66,66,66,66	0
55	MG	CA	1606	1/1	0.88	0.25	76,76,76,76	0
55	MG	BA	3160	1/1	0.88	0.20	5,5,5,5	0
55	MG	BA	3124	1/1	0.88	0.09	9,9,9,9	0
55	MG	BA	3166	1/1	0.88	0.20	37,37,37,37	0
55	MG	CA	1646	1/1	0.88	0.23	36,36,36,36	0
55	MG	DA	3103	1/1	0.88	0.28	67,67,67,67	0
55	MG	CA	1650	1/1	0.88	0.63	50,50,50,50	0
55	MG	BA	3167	1/1	0.88	0.17	22,22,22,22	0
55	MG	DA	3152	1/1	0.88	0.32	55,55,55,55	0

*Continued on next page...*

*Continued from previous page...*

Mol	Type	Chain	Res	Atoms	RSCC	RSR	B-factors( $\text{\AA}^2$ )	Q<0.9
55	MG	CA	1654	1/1	0.88	0.20	26,26,26,26	0
55	MG	AA	1639	1/1	0.88	0.10	67,67,67,67	0
55	MG	DA	3081	1/1	0.88	0.12	62,62,62,62	0
55	MG	CA	1622	1/1	0.88	0.12	57,57,57,57	0
55	MG	DA	3118	1/1	0.88	0.11	73,73,73,73	0
55	MG	BA	3180	1/1	0.88	0.62	25,25,25,25	0
55	MG	DA	3025	1/1	0.88	0.12	65,65,65,65	0
55	MG	DA	3088	1/1	0.88	0.08	69,69,69,69	0
55	MG	DA	3125	1/1	0.88	0.17	86,86,86,86	0
55	MG	DA	3089	1/1	0.88	0.62	91,91,91,91	0
55	MG	BA	3002	1/1	0.88	0.09	18,18,18,18	0
55	MG	DQ	201	1/1	0.88	0.30	40,40,40,40	0
55	MG	BA	3118	1/1	0.89	0.14	34,34,34,34	0
55	MG	AA	1636	1/1	0.89	0.18	42,42,42,42	0
55	MG	DA	3113	1/1	0.89	0.46	75,75,75,75	0
55	MG	DA	3157	1/1	0.89	0.14	29,29,29,29	0
55	MG	CA	1608	1/1	0.89	0.12	65,65,65,65	0
55	MG	CA	1648	1/1	0.89	0.14	51,51,51,51	0
55	MG	BA	3056	1/1	0.89	0.19	22,22,22,22	0
55	MG	BA	3020	1/1	0.89	0.13	5,5,5,5	0
55	MG	DA	3045	1/1	0.89	0.21	61,61,61,61	0
55	MG	BB	202	1/1	0.89	0.10	4,4,4,4	0
55	MG	CA	1633	1/1	0.89	0.80	82,82,82,82	0
55	MG	BA	3133	1/1	0.89	0.34	57,57,57,57	0
55	MG	AA	1614	1/1	0.89	0.19	66,66,66,66	0
55	MG	BA	3026	1/1	0.90	0.10	6,6,6,6	0
55	MG	AA	1658	1/1	0.90	0.16	35,35,35,35	0
55	MG	BA	3077	1/1	0.90	0.07	38,38,38,38	0
55	MG	AA	1643	1/1	0.90	0.15	23,23,23,23	0
55	MG	DA	3138	1/1	0.90	0.36	37,37,37,37	0
55	MG	DA	3139	1/1	0.90	0.56	47,47,47,47	0
55	MG	BA	3088	1/1	0.90	0.08	29,29,29,29	0
55	MG	DA	3043	1/1	0.90	0.07	67,67,67,67	0
55	MG	BA	3052	1/1	0.90	0.09	21,21,21,21	0
55	MG	BA	3091	1/1	0.90	0.05	48,48,48,48	0
55	MG	CA	1624	1/1	0.90	0.07	52,52,52,52	0
55	MG	DA	3047	1/1	0.90	0.14	71,71,71,71	0
55	MG	BA	3007	1/1	0.90	0.09	32,32,32,32	0
55	MG	DA	3049	1/1	0.90	0.10	69,69,69,69	0
55	MG	DA	3083	1/1	0.90	0.24	65,65,65,65	0
55	MG	DA	3053	1/1	0.90	0.13	39,39,39,39	0
55	MG	BB	203	1/1	0.90	0.09	7,7,7,7	0

*Continued on next page...*

*Continued from previous page...*

Mol	Type	Chain	Res	Atoms	RSCC	RSR	B-factors( $\text{\AA}^2$ )	Q<0.9
55	MG	DA	3087	1/1	0.90	0.05	58,58,58,58	0
55	MG	BA	3145	1/1	0.90	0.16	26,26,26,26	0
55	MG	BA	3036	1/1	0.90	0.15	23,23,23,23	0
55	MG	CA	1630	1/1	0.90	0.65	102,102,102,102	0
55	MG	BA	3099	1/1	0.90	0.16	21,21,21,21	0
55	MG	DA	3130	1/1	0.90	0.19	43,43,43,43	0
55	MG	DB	202	1/1	0.90	0.13	57,57,57,57	0
55	MG	CA	1632	1/1	0.90	0.07	75,75,75,75	0
55	MG	BA	3044	1/1	0.90	0.21	8,8,8,8	0
55	MG	DA	3142	1/1	0.91	0.40	39,39,39,39	0
55	MG	BA	3050	1/1	0.91	0.07	7,7,7,7	0
55	MG	AA	1631	1/1	0.91	0.16	52,52,52,52	0
55	MG	DA	3147	1/1	0.91	0.15	35,35,35,35	0
55	MG	DA	3065	1/1	0.91	0.07	41,41,41,41	0
55	MG	BA	3054	1/1	0.91	0.08	7,7,7,7	0
55	MG	CA	1645	1/1	0.91	0.12	32,32,32,32	0
55	MG	BA	3112	1/1	0.91	0.09	20,20,20,20	0
55	MG	BA	3073	1/1	0.91	0.15	9,9,9,9	0
55	MG	BA	3173	1/1	0.91	0.29	30,30,30,30	0
55	MG	BA	3075	1/1	0.91	0.14	6,6,6,6	0
55	MG	DA	3035	1/1	0.91	0.13	71,71,71,71	0
55	MG	DA	3128	1/1	0.91	0.07	74,74,74,74	0
55	MG	CA	1653	1/1	0.91	0.38	48,48,48,48	0
55	MG	DA	3101	1/1	0.91	0.08	63,63,63,63	0
55	MG	DA	3163	1/1	0.91	0.21	47,47,47,47	0
55	MG	DA	3080	1/1	0.91	0.10	91,91,91,91	0
55	MG	BA	3152	1/1	0.91	0.27	8,8,8,8	0
55	MG	CA	1618	1/1	0.91	0.21	35,35,35,35	0
55	MG	DA	3059	1/1	0.91	0.09	42,42,42,42	0
55	MG	DA	3107	1/1	0.91	0.19	56,56,56,56	0
55	MG	BA	3092	1/1	0.91	0.19	42,42,42,42	0
55	MG	BA	3040	1/1	0.91	0.39	2,2,2,2	0
55	MG	BA	3178	1/1	0.92	0.35	12,12,12,12	0
55	MG	AA	1668	1/1	0.92	0.38	33,33,33,33	0
55	MG	BA	3059	1/1	0.92	0.12	5,5,5,5	0
55	MG	DA	3108	1/1	0.92	0.14	55,55,55,55	0
55	MG	AA	1669	1/1	0.92	0.27	34,34,34,34	0
55	MG	DA	3146	1/1	0.92	0.11	41,41,41,41	0
55	MG	BA	3136	1/1	0.92	0.57	43,43,43,43	0
55	MG	DA	3148	1/1	0.92	0.22	51,51,51,51	0
55	MG	CA	1601	1/1	0.92	0.17	52,52,52,52	0
55	MG	DA	3031	1/1	0.92	0.14	59,59,59,59	0

*Continued on next page...*

*Continued from previous page...*

Mol	Type	Chain	Res	Atoms	RSCC	RSR	B-factors( $\text{\AA}^2$ )	Q<0.9
55	MG	BA	3144	1/1	0.92	0.24	24,24,24,24	0
55	MG	BA	3095	1/1	0.92	0.08	14,14,14,14	0
55	MG	DA	3007	1/1	0.92	0.37	80,80,80,80	0
55	MG	BA	3066	1/1	0.92	0.14	2,2,2,2	0
55	MG	AA	1610	1/1	0.92	0.15	51,51,51,51	0
55	MG	DA	3064	1/1	0.92	0.19	48,48,48,48	0
55	MG	AA	1604	1/1	0.92	0.08	48,48,48,48	0
55	MG	BA	3111	1/1	0.92	0.08	27,27,27,27	0
55	MG	DA	3095	1/1	0.92	0.24	69,69,69,69	0
55	MG	DA	3129	1/1	0.92	0.13	70,70,70,70	0
55	MG	DA	3096	1/1	0.92	0.09	54,54,54,54	0
55	MG	AA	1661	1/1	0.92	0.35	23,23,23,23	0
55	MG	AA	1616	1/1	0.92	0.09	62,62,62,62	0
55	MG	AA	1663	1/1	0.92	0.23	49,49,49,49	0
55	MG	AA	1602	1/1	0.92	0.38	53,53,53,53	0
55	MG	AA	1609	1/1	0.92	0.08	33,33,33,33	0
55	MG	BA	3034	1/1	0.92	0.13	5,5,5,5	0
55	MG	AA	1655	1/1	0.93	0.14	20,20,20,20	0
55	MG	BA	3179	1/1	0.93	0.34	30,30,30,30	0
55	MG	BA	3057	1/1	0.93	0.21	20,20,20,20	0
55	MG	BA	3181	1/1	0.93	0.12	26,26,26,26	0
55	MG	BA	3038	1/1	0.93	0.14	1,1,1,1	0
55	MG	BA	3023	1/1	0.93	0.17	0,0,0,0	0
55	MG	AA	1605	1/1	0.93	0.20	29,29,29,29	0
55	MG	AA	1606	1/1	0.93	0.06	58,58,58,58	0
55	MG	BA	3071	1/1	0.93	0.14	17,17,17,17	0
55	MG	BA	3102	1/1	0.93	0.18	17,17,17,17	0
55	MG	BA	3151	1/1	0.93	0.14	23,23,23,23	0
55	MG	BA	3027	1/1	0.93	0.35	36,36,36,36	0
55	MG	CA	1639	1/1	0.93	0.13	43,43,43,43	0
55	MG	CA	1640	1/1	0.93	0.15	36,36,36,36	0
55	MG	BA	3074	1/1	0.93	0.21	32,32,32,32	0
55	MG	BA	3014	1/1	0.93	0.19	26,26,26,26	0
55	MG	DA	3159	1/1	0.93	0.26	57,57,57,57	0
55	MG	BA	3001	1/1	0.93	0.05	21,21,21,21	0
55	MG	AA	1619	1/1	0.93	0.15	65,65,65,65	0
55	MG	BA	3032	1/1	0.93	0.12	2,2,2,2	0
55	MG	CA	1619	1/1	0.93	0.12	27,27,27,27	0
55	MG	AA	1629	1/1	0.93	0.17	54,54,54,54	0
55	MG	BA	3120	1/1	0.93	0.12	11,11,11,11	0
55	MG	BA	3171	1/1	0.93	0.17	20,20,20,20	0
55	MG	DA	3036	1/1	0.93	0.12	57,57,57,57	0

*Continued on next page...*

*Continued from previous page...*

Mol	Type	Chain	Res	Atoms	RSCC	RSR	B-factors( $\text{\AA}^2$ )	Q<0.9
55	MG	CA	1623	1/1	0.93	0.17	66,66,66,66	0
55	MG	BA	3123	1/1	0.93	0.13	11,11,11,11	0
55	MG	BA	3138	1/1	0.94	0.30	0,0,0,0	0
55	MG	DA	3030	1/1	0.94	0.27	61,61,61,61	0
55	MG	BA	3140	1/1	0.94	0.15	7,7,7,7	0
55	MG	AM	201	1/1	0.94	0.61	50,50,50,50	0
55	MG	CA	1641	1/1	0.94	0.40	58,58,58,58	0
55	MG	AA	1650	1/1	0.94	0.25	20,20,20,20	0
55	MG	AA	1638	1/1	0.94	0.11	63,63,63,63	0
55	MG	BA	3108	1/1	0.94	0.16	5,5,5,5	0
55	MG	BA	3053	1/1	0.94	0.18	0,0,0,0	0
55	MG	AA	1613	1/1	0.94	0.07	23,23,23,23	0
55	MG	BA	3155	1/1	0.94	0.18	2,2,2,2	0
55	MG	CA	1610	1/1	0.94	0.07	58,58,58,58	0
55	MG	AA	1640	1/1	0.94	0.10	57,57,57,57	0
55	MG	DA	3141	1/1	0.94	0.42	45,45,45,45	0
55	MG	CA	1614	1/1	0.94	0.05	52,52,52,52	0
55	MG	DA	3001	1/1	0.94	0.08	37,37,37,37	0
55	MG	BA	3159	1/1	0.94	0.14	24,24,24,24	0
55	MG	CA	1616	1/1	0.94	0.10	38,38,38,38	0
55	MG	BA	3079	1/1	0.94	0.09	21,21,21,21	0
55	MG	AA	1608	1/1	0.94	0.15	20,20,20,20	0
55	MG	BA	3087	1/1	0.94	0.09	27,27,27,27	0
55	MG	BA	3041	1/1	0.94	0.10	11,11,11,11	0
55	MG	BA	3089	1/1	0.94	0.14	1,1,1,1	0
55	MG	BA	3122	1/1	0.94	0.17	0,0,0,0	0
55	MG	AA	1625	1/1	0.94	0.09	51,51,51,51	0
55	MG	BA	3174	1/1	0.94	0.14	5,5,5,5	0
55	MG	BA	3175	1/1	0.94	0.10	9,9,9,9	0
55	MG	BA	3177	1/1	0.94	0.10	9,9,9,9	0
55	MG	AA	1615	1/1	0.94	0.13	63,63,63,63	0
55	MG	BA	3065	1/1	0.94	0.12	1,1,1,1	0
55	MG	BA	3046	1/1	0.94	0.17	3,3,3,3	0
55	MG	AA	1620	1/1	0.94	0.06	55,55,55,55	0
55	MG	DA	3068	1/1	0.94	0.07	60,60,60,60	0
55	MG	DA	3022	1/1	0.94	0.13	43,43,43,43	0
55	MG	BA	3183	1/1	0.94	0.26	22,22,22,22	0
55	MG	DA	3119	1/1	0.94	0.07	58,58,58,58	0
55	MG	DA	3167	1/1	0.94	0.13	30,30,30,30	0
55	MG	BA	3097	1/1	0.94	0.12	0,0,0,0	0
55	MG	DA	3026	1/1	0.94	0.70	75,75,75,75	0
55	MG	BA	3193	1/1	0.94	0.17	12,12,12,12	0

*Continued on next page...*

*Continued from previous page...*

Mol	Type	Chain	Res	Atoms	RSCC	RSR	B-factors(Å <sup>2</sup> )	Q<0.9
55	MG	BB	201	1/1	0.94	0.08	28,28,28,28	0
55	MG	DA	3051	1/1	0.95	0.05	33,33,33,33	0
55	MG	DA	3052	1/1	0.95	0.06	47,47,47,47	0
55	MG	CA	1642	1/1	0.95	0.20	25,25,25,25	0
55	MG	BA	3182	1/1	0.95	0.22	14,14,14,14	0
55	MG	AA	1660	1/1	0.95	0.09	41,41,41,41	0
55	MG	CA	1647	1/1	0.95	0.31	35,35,35,35	0
55	MG	BA	3184	1/1	0.95	0.13	8,8,8,8	0
55	MG	BA	3039	1/1	0.95	0.22	1,1,1,1	0
55	MG	DA	3097	1/1	0.95	0.15	67,67,67,67	0
55	MG	CA	1651	1/1	0.95	0.25	72,72,72,72	0
55	MG	BA	3084	1/1	0.95	0.10	7,7,7,7	0
55	MG	DA	3143	1/1	0.95	0.18	35,35,35,35	0
55	MG	BA	3194	1/1	0.95	0.19	22,22,22,22	0
55	MG	BA	3195	1/1	0.95	0.14	36,36,36,36	0
55	MG	BA	3137	1/1	0.95	0.29	2,2,2,2	0
55	MG	BA	3096	1/1	0.95	0.18	2,2,2,2	0
55	MG	AA	1666	1/1	0.95	0.25	32,32,32,32	0
55	MG	DA	3066	1/1	0.95	0.12	45,45,45,45	0
55	MG	BA	3169	1/1	0.95	0.10	4,4,4,4	0
55	MG	DA	3034	1/1	0.95	0.20	58,58,58,58	0
55	MG	BA	3064	1/1	0.95	0.15	0,0,0,0	0
55	MG	CA	1603	1/1	0.95	0.15	45,45,45,45	0
55	MG	DA	3037	1/1	0.95	0.08	76,76,76,76	0
55	MG	DA	3114	1/1	0.95	0.09	52,52,52,52	0
55	MG	BA	3024	1/1	0.95	0.07	3,3,3,3	0
55	MG	DA	3039	1/1	0.95	0.10	53,53,53,53	0
55	MG	BA	3101	1/1	0.95	0.09	11,11,11,11	0
55	MG	AA	1618	1/1	0.95	0.09	34,34,34,34	0
55	MG	BA	3176	1/1	0.95	0.27	24,24,24,24	0
55	MG	BA	3104	1/1	0.95	0.26	0,0,0,0	0
55	MG	BA	3105	1/1	0.95	0.22	0,0,0,0	0
55	MG	DA	3123	1/1	0.95	0.15	44,44,44,44	0
55	MG	DA	3124	1/1	0.95	0.16	41,41,41,41	0
55	MG	DA	3012	1/1	0.95	0.14	39,39,39,39	0
55	MG	BA	3125	1/1	0.95	0.17	2,2,2,2	0
55	MG	CA	1612	1/1	0.95	0.05	43,43,43,43	0
55	MG	BA	3156	1/1	0.95	0.15	9,9,9,9	0
55	MG	BA	3068	1/1	0.95	0.17	1,1,1,1	0
55	MG	BA	3117	1/1	0.96	0.16	1,1,1,1	0
55	MG	AA	1633	1/1	0.96	0.08	35,35,35,35	0
55	MG	DA	3003	1/1	0.96	0.13	66,66,66,66	0

*Continued on next page...*

*Continued from previous page...*

Mol	Type	Chain	Res	Atoms	RSCC	RSR	B-factors( $\text{\AA}^2$ )	Q<0.9
55	MG	BA	3082	1/1	0.96	0.07	6,6,6,6	0
55	MG	BA	3083	1/1	0.96	0.22	34,34,34,34	0
55	MG	BA	3185	1/1	0.96	0.14	5,5,5,5	0
55	MG	BA	3186	1/1	0.96	0.23	12,12,12,12	0
55	MG	BA	3188	1/1	0.96	0.10	35,35,35,35	0
55	MG	BA	3121	1/1	0.96	0.06	14,14,14,14	0
55	MG	BA	3191	1/1	0.96	0.18	26,26,26,26	0
55	MG	BA	3192	1/1	0.96	0.23	11,11,11,11	0
55	MG	BA	3069	1/1	0.96	0.15	64,64,64,64	0
55	MG	BA	3100	1/1	0.96	0.10	9,9,9,9	0
55	MG	BA	3085	1/1	0.96	0.17	11,11,11,11	0
55	MG	AA	1626	1/1	0.96	0.21	26,26,26,26	0
55	MG	CA	1634	1/1	0.96	0.06	58,58,58,58	0
55	MG	BA	3163	1/1	0.96	0.14	27,27,27,27	0
55	MG	BA	3165	1/1	0.96	0.12	3,3,3,3	0
55	MG	BA	3126	1/1	0.96	0.15	3,3,3,3	0
55	MG	BA	3103	1/1	0.96	0.07	7,7,7,7	0
55	MG	DA	3023	1/1	0.96	0.10	60,60,60,60	0
55	MG	BA	3012	1/1	0.96	0.16	0,0,0,0	0
55	MG	DA	3105	1/1	0.96	0.12	52,52,52,52	0
55	MG	BA	3049	1/1	0.96	0.14	3,3,3,3	0
55	MG	BA	3170	1/1	0.96	0.26	22,22,22,22	0
55	MG	BA	3022	1/1	0.96	0.15	0,0,0,0	0
55	MG	DA	3110	1/1	0.96	0.24	45,45,45,45	0
55	MG	CA	1644	1/1	0.96	0.38	36,36,36,36	0
55	MG	DA	3156	1/1	0.96	0.13	58,58,58,58	0
55	MG	CA	1607	1/1	0.96	0.14	55,55,55,55	0
55	MG	BA	3172	1/1	0.96	0.12	16,16,16,16	0
55	MG	BA	3013	1/1	0.96	0.17	0,0,0,0	0
55	MG	BA	3110	1/1	0.96	0.11	26,26,26,26	0
55	MG	AA	1637	1/1	0.96	0.14	16,16,16,16	0
55	MG	DA	3117	1/1	0.96	0.12	55,55,55,55	0
55	MG	BA	3143	1/1	0.96	0.32	3,3,3,3	0
55	MG	DA	3075	1/1	0.96	0.26	61,61,61,61	0
55	MG	DA	3076	1/1	0.96	0.13	59,59,59,59	0
55	MG	CA	1613	1/1	0.96	0.14	17,17,17,17	0
55	MG	BA	3005	1/1	0.96	0.17	43,43,43,43	0
55	MG	BA	3094	1/1	0.96	0.12	20,20,20,20	0
55	MG	BA	3146	1/1	0.96	0.21	22,22,22,22	0
55	MG	BA	3067	1/1	0.96	0.20	0,0,0,0	0
55	MG	BA	3127	1/1	0.97	0.10	2,2,2,2	0
55	MG	BA	3162	1/1	0.97	0.14	23,23,23,23	0

*Continued on next page...*

*Continued from previous page...*

Mol	Type	Chain	Res	Atoms	RSCC	RSR	B-factors( $\text{\AA}^2$ )	Q<0.9
55	MG	BA	3062	1/1	0.97	0.11	4,4,4,4	0
55	MG	BB	204	1/1	0.97	0.36	0,0,0,0	0
55	MG	BA	3130	1/1	0.97	0.17	2,2,2,2	0
55	MG	DA	3020	1/1	0.97	0.19	44,44,44,44	0
55	MG	BA	3131	1/1	0.97	0.32	37,37,37,37	0
55	MG	BA	3132	1/1	0.97	0.20	32,32,32,32	0
55	MG	DA	3140	1/1	0.97	0.23	42,42,42,42	0
55	MG	BA	3043	1/1	0.97	0.06	23,23,23,23	0
55	MG	BA	3134	1/1	0.97	0.09	3,3,3,3	0
55	MG	BA	3009	1/1	0.97	0.08	2,2,2,2	0
55	MG	CA	1643	1/1	0.97	0.37	41,41,41,41	0
55	MG	AA	1649	1/1	0.97	0.12	28,28,28,28	0
55	MG	AA	1603	1/1	0.97	0.21	57,57,57,57	0
55	MG	AA	1641	1/1	0.97	0.12	7,7,7,7	0
55	MG	AA	1611	1/1	0.97	0.07	21,21,21,21	0
55	MG	DA	3109	1/1	0.97	0.19	30,30,30,30	0
55	MG	BA	3142	1/1	0.97	0.21	0,0,0,0	0
55	MG	BA	3030	1/1	0.97	0.16	3,3,3,3	0
55	MG	AA	1653	1/1	0.97	0.18	34,34,34,34	0
55	MG	BA	3116	1/1	0.97	0.19	30,30,30,30	0
55	MG	BA	3072	1/1	0.97	0.19	2,2,2,2	0
55	MG	BA	3147	1/1	0.97	0.14	11,11,11,11	0
55	MG	CA	1617	1/1	0.97	0.09	41,41,41,41	0
55	MG	BA	3148	1/1	0.97	0.14	13,13,13,13	0
55	MG	BA	3149	1/1	0.97	0.23	0,0,0,0	0
55	MG	AA	1664	1/1	0.97	0.13	51,51,51,51	0
55	MG	BA	3018	1/1	0.97	0.08	10,10,10,10	0
55	MG	AA	1654	1/1	0.97	0.14	41,41,41,41	0
55	MG	DA	3162	1/1	0.97	0.11	48,48,48,48	0
55	MG	BA	3153	1/1	0.97	0.16	2,2,2,2	0
55	MG	AA	1632	1/1	0.97	0.13	40,40,40,40	0
55	MG	BA	3189	1/1	0.97	0.20	0,0,0,0	0
55	MG	AA	1628	1/1	0.97	0.04	39,39,39,39	0
55	MG	BA	3006	1/1	0.97	0.07	13,13,13,13	0
55	MG	BA	3058	1/1	0.97	0.07	15,15,15,15	0
55	MG	BA	3158	1/1	0.97	0.12	15,15,15,15	0
55	MG	AA	1622	1/1	0.97	0.22	21,21,21,21	0
55	MG	BA	3042	1/1	0.97	0.14	1,1,1,1	0
56	ZN	D4	101	1/1	0.97	0.07	74,74,74,74	0
55	MG	CA	1625	1/1	0.98	0.17	18,18,18,18	0
55	MG	BA	3106	1/1	0.98	0.24	0,0,0,0	0
55	MG	BA	3081	1/1	0.98	0.10	0,0,0,0	0

*Continued on next page...*



Continued from previous page...

Mol	Type	Chain	Res	Atoms	RSCC	RSR	B-factors( $\text{\AA}^2$ )	Q<0.9
55	MG	BA	3021	1/1	0.98	0.15	2,2,2,2	0
55	MG	BA	3139	1/1	0.98	0.27	0,0,0,0	0
55	MG	CA	1649	1/1	0.98	0.22	24,24,24,24	0
55	MG	BA	3060	1/1	0.98	0.13	29,29,29,29	0
55	MG	BA	3051	1/1	0.98	0.14	4,4,4,4	0
55	MG	DA	3131	1/1	0.98	0.13	50,50,50,50	0
55	MG	BA	3035	1/1	0.98	0.07	0,0,0,0	0
55	MG	DA	3017	1/1	0.98	0.18	39,39,39,39	0
55	MG	BA	3008	1/1	0.98	0.13	0,0,0,0	0
55	MG	DA	3086	1/1	0.98	0.12	61,61,61,61	0
55	MG	BA	3128	1/1	0.98	0.19	3,3,3,3	0
55	MG	BA	3114	1/1	0.98	0.09	28,28,28,28	0
55	MG	BA	3037	1/1	0.98	0.19	0,0,0,0	0
55	MG	BA	3164	1/1	0.98	0.30	6,6,6,6	0
55	MG	BA	3017	1/1	0.98	0.16	0,0,0,0	0
55	MG	AA	1612	1/1	0.98	0.13	38,38,38,38	0
55	MG	BA	3078	1/1	0.98	0.04	38,38,38,38	0
55	MG	BA	3010	1/1	0.98	0.09	1,1,1,1	0
55	MG	AA	1621	1/1	0.98	0.09	37,37,37,37	0
55	MG	BA	3187	1/1	0.98	0.21	3,3,3,3	0
55	MG	DA	3050	1/1	0.98	0.12	52,52,52,52	0
55	MG	DA	3074	1/1	0.98	0.08	47,47,47,47	0
55	MG	AA	1642	1/1	0.99	0.07	25,25,25,25	0
55	MG	BA	3107	1/1	0.99	0.14	3,3,3,3	0
55	MG	BA	3086	1/1	0.99	0.20	0,0,0,0	0
55	MG	BA	3141	1/1	0.99	0.40	0,0,0,0	0
55	MG	DA	3067	1/1	0.99	0.18	43,43,43,43	0
55	MG	AA	1656	1/1	0.99	0.07	32,32,32,32	0
55	MG	BA	3063	1/1	0.99	0.13	2,2,2,2	0
55	MG	BA	3033	1/1	0.99	0.20	0,0,0,0	0
55	MG	AA	1647	1/1	0.99	0.17	44,44,44,44	0
55	MG	AA	1645	1/1	0.99	0.09	42,42,42,42	0
56	ZN	B4	101	1/1	1.00	0.08	76,76,76,76	0

## 6.5 Other polymers [i](#)

There are no such residues in this entry.