



Full wwPDB X-ray Structure Validation Report ⓘ

Feb 5, 2024 – 06:20 AM EST

PDB ID : 1TYF
Title : THE STRUCTURE OF CLPP AT 2.3 ANGSTROM RESOLUTION SUGGESTS A MODEL FOR ATP-DEPENDENT PROTEOLYSIS
Authors : Wang, J.; Hartling, J.A.; Flanagan, J.M.
Deposited on : 1997-10-13
Resolution : 2.30 Å(reported)

This is a Full wwPDB X-ray Structure Validation Report for a publicly released PDB entry.

We welcome your comments at validation@mail.wwpdb.org

A user guide is available at

<https://www.wwpdb.org/validation/2017/XrayValidationReportHelp>

with specific help available everywhere you see the ⓘ symbol.

The types of validation reports are described at

<http://www.wwpdb.org/validation/2017/FAQs#types>.

The following versions of software and data (see [references ⓘ](#)) were used in the production of this report:

MolProbity : 4.02b-467
Xtriage (Phenix) : 1.13
EDS : 2.36
Percentile statistics : 20191225.v01 (using entries in the PDB archive December 25th 2019)
Refmac : 5.8.0158
CCP4 : 7.0.044 (Gargrove)
Ideal geometry (proteins) : Engh & Huber (2001)
Ideal geometry (DNA, RNA) : Parkinson et al. (1996)
Validation Pipeline (wwPDB-VP) : 2.36

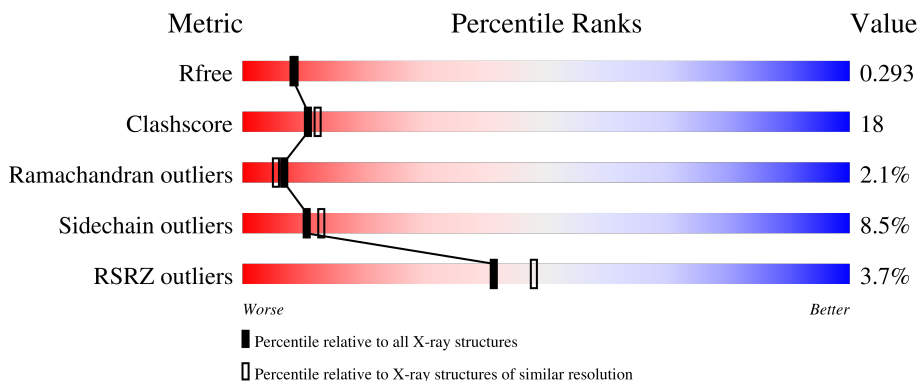
1 Overall quality at a glance

The following experimental techniques were used to determine the structure:

X-RAY DIFFRACTION

The reported resolution of this entry is 2.30 Å.

Percentile scores (ranging between 0-100) for global validation metrics of the entry are shown in the following graphic. The table shows the number of entries on which the scores are based.



Metric	Whole archive (#Entries)	Similar resolution (#Entries, resolution range(Å))
R_{free}	130704	5042 (2.30-2.30)
Clashscore	141614	5643 (2.30-2.30)
Ramachandran outliers	138981	5575 (2.30-2.30)
Sidechain outliers	138945	5575 (2.30-2.30)
RSRZ outliers	127900	4938 (2.30-2.30)

The table below summarises the geometric issues observed across the polymeric chains and their fit to the electron density. The red, orange, yellow and green segments of the lower bar indicate the fraction of residues that contain outliers for ≥ 3 , 2, 1 and 0 types of geometric quality criteria respectively. A grey segment represents the fraction of residues that are not modelled. The numeric value for each fraction is indicated below the corresponding segment, with a dot representing fractions $\leq 5\%$. The upper red bar (where present) indicates the fraction of residues that have poor fit to the electron density. The numeric value is given above the bar.

Mol	Chain	Length	Quality of chain
1	A	193	
1	B	193	
1	C	193	
1	D	193	
1	E	193	

Continued on next page...

Continued from previous page...

Mol	Chain	Length	Quality of chain
1	F	193	<p>4% 63% 28% 5%</p>
1	G	193	<p>3% 64% 25% 5% 5%</p>
1	H	193	<p>4% 59% 31% 5% 5%</p>
1	I	193	<p>3% 62% 29% 5% 5%</p>
1	J	193	<p>3% 64% 26% 5% 5%</p>
1	K	193	<p>4% 52% 37% 6% 5%</p>
1	L	193	<p>4% 56% 34% 5% 5%</p>
1	M	193	<p>3% 58% 30% 7% 5%</p>
1	N	193	<p>3% 62% 28% 5% 5%</p>

2 Entry composition [i](#)

There are 2 unique types of molecules in this entry. The entry contains 21308 atoms, of which 0 are hydrogens and 0 are deuteriums.

In the tables below, the ZeroOcc column contains the number of atoms modelled with zero occupancy, the AltConf column contains the number of residues with at least one atom in alternate conformation and the Trace column contains the number of residues modelled with at most 2 atoms.

- Molecule 1 is a protein called CLP PEPTIDASE.


Mol	Chain	Residues	Atoms					ZeroOcc	AltConf	Trace
			Total	C	N	O	S			
1	A	183	1433	901	251	270	11	0	0	0
1	B	183	1433	901	251	270	11	0	0	0
1	C	183	1433	901	251	270	11	0	0	0
1	D	183	1433	901	251	270	11	0	0	0
1	E	183	1433	901	251	270	11	0	0	0
1	F	183	1433	901	251	270	11	0	0	0
1	G	183	1433	901	251	270	11	0	0	0
1	H	183	1433	901	251	270	11	0	0	0
1	I	183	1433	901	251	270	11	0	0	0
1	J	183	1433	901	251	270	11	0	0	0
1	K	183	1433	901	251	270	11	0	0	0
1	L	183	1433	901	251	270	11	0	0	0
1	M	183	1433	901	251	270	11	0	0	0
1	N	183	1433	901	251	270	11	0	0	0

- Molecule 2 is water.

Mol	Chain	Residues	Atoms	ZeroOcc	AltConf
2	A	89	Total O 89 89	0	0
2	B	89	Total O 89 89	0	0
2	C	94	Total O 94 94	0	0
2	D	89	Total O 89 89	0	0
2	E	82	Total O 82 82	0	0
2	F	91	Total O 91 91	0	0
2	G	90	Total O 90 90	0	0
2	H	86	Total O 86 86	0	0
2	I	88	Total O 88 88	0	0
2	J	86	Total O 86 86	0	0
2	K	92	Total O 92 92	0	0
2	L	92	Total O 92 92	0	0
2	M	84	Total O 84 84	0	0
2	N	94	Total O 94 94	0	0

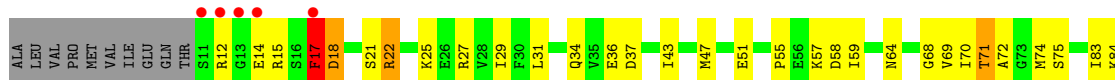
- Molecule 1: CLP PEPTIDASE

Chain D: 



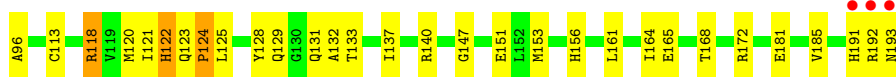
- Molecule 1: CLP PEPTIDASE

Chain E: 



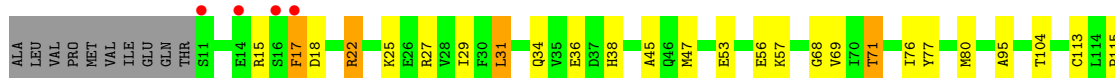
- Molecule 1: CLP PEPTIDASE

Chain F: 



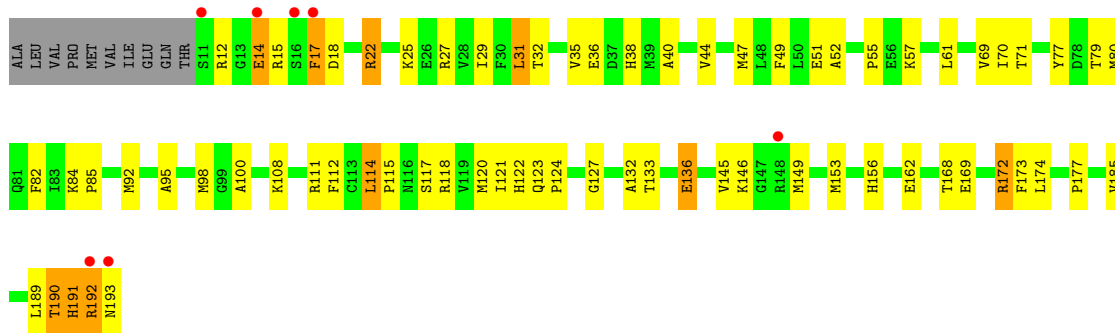
- Molecule 1: CLP PEPTIDASE

Chain G: 



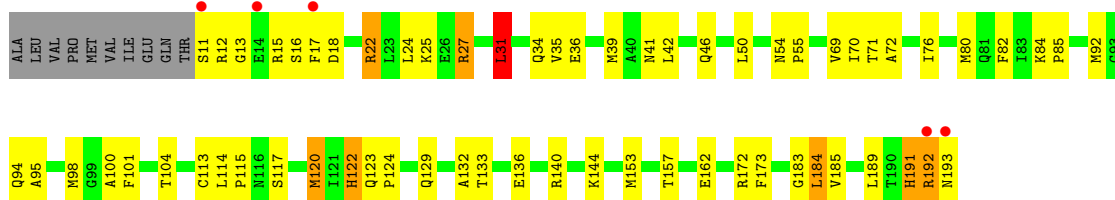
- Molecule 1: CLP PEPTIDASE

Chain H: 4% 59% 31% 5% 5%



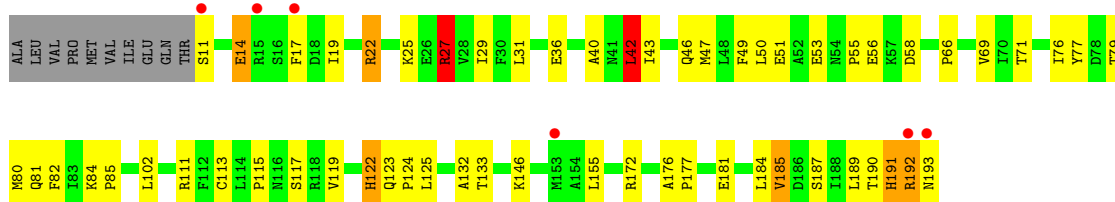
- Molecule 1: CLP PEPTIDASE

Chain I: 3% 62% 29% 5%



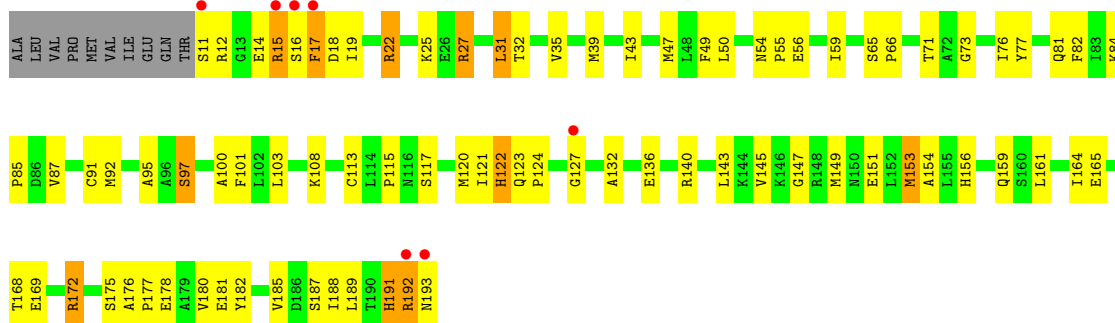
- Molecule 1: CLP PEPTIDASE

Chain J: 3% 64% 26% 5%



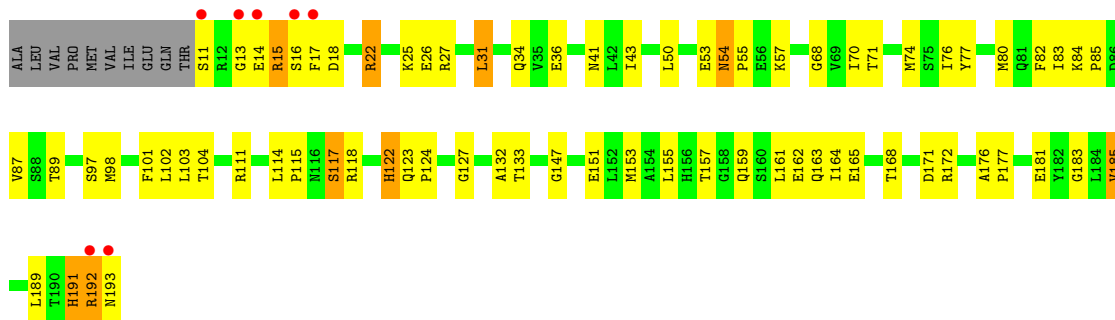
- Molecule 1: CLP PEPTIDASE

Chain K: 4% 52% 37% 6% 5%



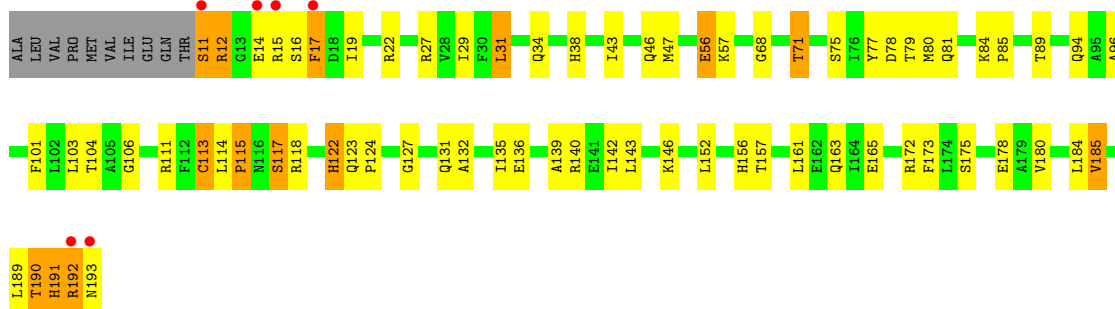
- Molecule 1: CLP PEPTIDASE

Chain L: 



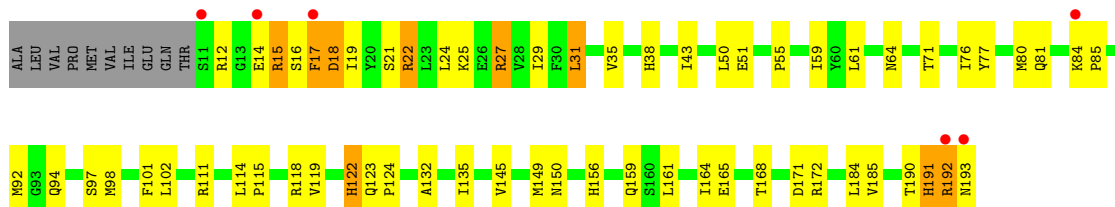
- Molecule 1: CLP PEPTIDASE

Chain M: 



- Molecule 1: CLP PEPTIDASE

Chain N: 



4 Data and refinement statistics

Property	Value	Source
Space group	C 1 2 1	Depositor
Cell constants a, b, c, α , β , γ	193.32Å 102.46Å 157.08Å 90.00° 97.80° 90.00°	Depositor
Resolution (Å)	80.00 – 2.30 53.11 – 2.20	Depositor EDS
% Data completeness (in resolution range)	(Not available) (80.00-2.30) 89.7 (53.11-2.20)	Depositor EDS
R_{merge}	0.08	Depositor
R_{sym}	(Not available)	Depositor
$\langle I/\sigma(I) \rangle$ ¹	3.12 (at 2.20Å)	Xtrriage
Refinement program	X-PLOR	Depositor
R, R_{free}	0.219 , 0.292 0.217 , 0.293	Depositor DCC
R_{free} test set	6924 reflections (5.01%)	wwPDB-VP
Wilson B-factor (Å ²)	26.5	Xtrriage
Anisotropy	0.190	Xtrriage
Bulk solvent k_{sol} (e/Å ³), B_{sol} (Å ²)	0.31 , 55.9	EDS
L-test for twinning ²	$\langle L \rangle = 0.50$, $\langle L^2 \rangle = 0.33$	Xtrriage
Estimated twinning fraction	No twinning to report.	Xtrriage
F_o, F_c correlation	0.93	EDS
Total number of atoms	21308	wwPDB-VP
Average B, all atoms (Å ²)	33.0	wwPDB-VP

Xtrriage's analysis on translational NCS is as follows: *The largest off-origin peak in the Patterson function is 4.26% of the height of the origin peak. No significant pseudotranslation is detected.*

¹Intensities estimated from amplitudes.

²Theoretical values of $\langle |L| \rangle$, $\langle L^2 \rangle$ for acentric reflections are 0.5, 0.333 respectively for untwinned datasets, and 0.375, 0.2 for perfectly twinned datasets.

5 Model quality i

5.1 Standard geometry i

The Z score for a bond length (or angle) is the number of standard deviations the observed value is removed from the expected value. A bond length (or angle) with $|Z| > 5$ is considered an outlier worth inspection. RMSZ is the root-mean-square of all Z scores of the bond lengths (or angles).

Mol	Chain	Bond lengths		Bond angles	
		RMSZ	# Z >5	RMSZ	# Z >5
1	A	0.68	1/1456 (0.1%)	0.85	1/1960 (0.1%)
1	B	0.67	2/1456 (0.1%)	0.85	1/1960 (0.1%)
1	C	0.63	0/1456	0.81	2/1960 (0.1%)
1	D	0.63	0/1456	0.82	2/1960 (0.1%)
1	E	0.70	3/1456 (0.2%)	0.83	0/1960
1	F	0.64	0/1456	0.84	3/1960 (0.2%)
1	G	0.70	1/1456 (0.1%)	0.84	0/1960
1	H	0.69	1/1456 (0.1%)	0.79	1/1960 (0.1%)
1	I	0.64	1/1456 (0.1%)	0.81	1/1960 (0.1%)
1	J	0.68	2/1456 (0.1%)	0.80	2/1960 (0.1%)
1	K	0.64	1/1456 (0.1%)	0.79	0/1960
1	L	0.68	1/1456 (0.1%)	0.82	0/1960
1	M	0.68	2/1456 (0.1%)	0.85	2/1960 (0.1%)
1	N	0.66	1/1456 (0.1%)	0.84	0/1960
All	All	0.67	16/20384 (0.1%)	0.82	15/27440 (0.1%)

Chiral center outliers are detected by calculating the chiral volume of a chiral center and verifying if the center is modelled as a planar moiety or with the opposite hand. A planarity outlier is detected by checking planarity of atoms in a peptide group, atoms in a mainchain group or atoms of a sidechain that are expected to be planar.

Mol	Chain	#Chirality outliers	#Planarity outliers
1	A	0	1

All (16) bond length outliers are listed below:

Mol	Chain	Res	Type	Atoms	Z	Observed(Å)	Ideal(Å)
1	E	21	SER	CB-OG	-8.81	1.30	1.42
1	M	117	SER	CB-OG	-7.78	1.32	1.42
1	M	75	SER	CB-OG	-7.61	1.32	1.42
1	H	117	SER	CB-OG	-7.50	1.32	1.42
1	A	21	SER	CB-OG	-7.15	1.32	1.42
1	N	21	SER	CB-OG	-6.11	1.34	1.42

Continued on next page...

Continued from previous page...

Mol	Chain	Res	Type	Atoms	Z	Observed(Å)	Ideal(Å)
1	B	21	SER	CB-OG	-5.99	1.34	1.42
1	J	117	SER	CB-OG	-5.84	1.34	1.42
1	B	117	SER	CB-OG	-5.71	1.34	1.42
1	E	117	SER	CB-OG	-5.69	1.34	1.42
1	I	117	SER	CB-OG	-5.69	1.34	1.42
1	G	117	SER	CB-OG	-5.62	1.34	1.42
1	E	75	SER	CB-OG	-5.58	1.34	1.42
1	K	117	SER	CB-OG	-5.55	1.35	1.42
1	L	117	SER	CB-OG	-5.09	1.35	1.42
1	J	187	SER	CB-OG	-5.01	1.35	1.42

All (15) bond angle outliers are listed below:

Mol	Chain	Res	Type	Atoms	Z	Observed(°)	Ideal(°)
1	B	27	ARG	NE-CZ-NH2	-6.85	116.88	120.30
1	D	31	LEU	CA-CB-CG	6.74	130.79	115.30
1	C	174	LEU	CA-CB-CG	6.15	129.44	115.30
1	J	27	ARG	NE-CZ-NH2	-5.88	117.36	120.30
1	J	42	LEU	CA-CB-CG	-5.85	101.85	115.30
1	F	15	ARG	N-CA-C	5.67	126.32	111.00
1	C	31	LEU	CA-CB-CG	5.53	128.02	115.30
1	F	31	LEU	CA-CB-CG	5.49	127.92	115.30
1	H	31	LEU	CA-CB-CG	5.48	127.90	115.30
1	D	16	SER	N-CA-C	-5.46	96.27	111.00
1	M	31	LEU	CA-CB-CG	5.36	127.62	115.30
1	I	31	LEU	CA-CB-CG	5.32	127.54	115.30
1	A	31	LEU	CA-CB-CG	5.22	127.30	115.30
1	F	18	ASP	N-CA-C	-5.06	97.34	111.00
1	M	56	GLU	N-CA-C	5.04	124.60	111.00

There are no chirality outliers.

All (1) planarity outliers are listed below:

Mol	Chain	Res	Type	Group
1	A	60	TYR	Sidechain

5.2 Too-close contacts [\(i\)](#)

In the following table, the Non-H and H(model) columns list the number of non-hydrogen atoms and hydrogen atoms in the chain respectively. The H(added) column lists the number of hydrogen atoms added and optimized by MolProbity. The Clashes column lists the number of clashes within

the asymmetric unit, whereas Symm-Clashes lists symmetry-related clashes.

Mol	Chain	Non-H	H(model)	H(added)	Clashes	Symm-Clashes
1	A	1433	0	1436	57	0
1	B	1433	0	1436	72	0
1	C	1433	0	1436	73	0
1	D	1433	0	1436	62	0
1	E	1433	0	1436	64	0
1	F	1433	0	1436	46	0
1	G	1433	0	1436	49	0
1	H	1433	0	1436	62	0
1	I	1433	0	1436	57	0
1	J	1433	0	1436	52	0
1	K	1433	0	1436	67	0
1	L	1433	0	1436	68	0
1	M	1433	0	1436	56	0
1	N	1433	0	1436	53	0
2	A	89	0	0	11	0
2	B	89	0	0	11	0
2	C	94	0	0	7	0
2	D	89	0	0	10	0
2	E	82	0	0	7	0
2	F	91	0	0	8	0
2	G	90	0	0	8	0
2	H	86	0	0	9	0
2	I	88	0	0	7	0
2	J	86	0	0	5	0
2	K	92	0	0	11	0
2	L	92	0	0	10	0
2	M	84	0	0	12	0
2	N	94	0	0	13	0
All	All	21308	0	20104	733	0

The all-atom clashscore is defined as the number of clashes found per 1000 atoms (including hydrogen atoms). The all-atom clashscore for this structure is 18.

All (733) close contacts within the same asymmetric unit are listed below, sorted by their clash magnitude.

Atom-1	Atom-2	Interatomic distance (Å)	Clash overlap (Å)
1:L:55:PRO:HB3	1:L:84:LYS:HD3	1.35	1.06
1:F:84:LYS:HA	1:G:193:ASN:HB2	1.47	0.97
1:C:136:GLU:HG2	1:C:140:ARG:HH11	1.32	0.95
1:C:78:ASP:HB3	1:D:114:LEU:HD12	1.50	0.93

Continued on next page...

Continued from previous page...

Atom-1	Atom-2	Interatomic distance (Å)	Clash overlap (Å)
1:L:15:ARG:HG3	1:M:15:ARG:HH22	1.34	0.92
1:E:55:PRO:HB3	1:E:84:LYS:HD2	1.53	0.89
1:D:55:PRO:HB3	1:D:84:LYS:HD3	1.53	0.89
2:A:221:HOH:O	1:G:71:THR:HG23	1.76	0.86
1:B:55:PRO:HB3	1:B:84:LYS:HD2	1.56	0.85
1:L:193:ASN:HB2	1:M:84:LYS:HA	1.57	0.85
1:D:22:ARG:O	1:D:25:LYS:HG2	1.77	0.83
1:D:84:LYS:HA	1:E:193:ASN:HB2	1.60	0.83
1:N:29:ILE:HG23	2:N:1212:HOH:O	1.79	0.82
1:J:55:PRO:HB3	1:J:84:LYS:HD2	1.62	0.82
1:M:161:LEU:O	1:M:165:GLU:HG3	1.80	0.81
1:C:133:THR:H	1:J:123:GLN:HE22	1.28	0.80
1:M:34:GLN:NE2	1:M:68:GLY:HA2	1.97	0.80
1:K:172:ARG:HB2	1:K:172:ARG:HH11	1.48	0.79
1:I:104:THR:HB	1:I:184:LEU:HD23	1.65	0.79
1:L:15:ARG:HG3	1:M:15:ARG:NH2	1.98	0.79
1:I:140:ARG:HG2	1:I:144:LYS:NZ	1.98	0.78
1:A:29:ILE:HG23	2:A:238:HOH:O	1.85	0.77
1:K:136:GLU:HG2	1:K:140:ARG:HH12	1.50	0.77
1:E:136:GLU:HG2	2:E:402:HOH:O	1.86	0.76
1:K:136:GLU:HG2	1:K:140:ARG:NH1	2.01	0.76
1:K:122:HIS:HA	2:K:903:HOH:O	1.86	0.75
1:F:22:ARG:O	1:F:25:LYS:HB3	1.86	0.74
1:C:13:GLY:H	1:D:12:ARG:HH21	1.35	0.74
1:K:172:ARG:HB2	1:K:172:ARG:NH1	2.03	0.74
1:K:189:LEU:HD22	1:L:82:PHE:HE2	1.53	0.74
1:F:43:ILE:HG22	1:F:47:MET:HE2	1.70	0.73
1:G:29:ILE:HG23	2:G:250:HOH:O	1.88	0.73
1:N:124:PRO:HD2	2:N:1242:HOH:O	1.86	0.73
1:B:84:LYS:HA	1:C:193:ASN:CB	2.18	0.73
1:J:122:HIS:HA	2:J:212:HOH:O	1.88	0.73
1:L:161:LEU:O	1:L:165:GLU:HG3	1.88	0.73
1:K:59:ILE:HB	1:K:87:VAL:HG22	1.69	0.73
1:C:82:PHE:CE2	1:D:191:HIS:HB3	2.24	0.73
1:L:54:ASN:ND2	1:L:57:LYS:HG3	2.04	0.72
1:J:14:GLU:HB2	1:J:19:ILE:HB	1.72	0.71
1:L:153:MET:SD	2:L:986:HOH:O	2.48	0.71
1:H:193:ASN:HB2	1:I:84:LYS:HA	1.71	0.71
1:A:123:GLN:HB2	2:A:262:HOH:O	1.89	0.71
1:A:124:PRO:HD2	2:A:262:HOH:O	1.89	0.71
1:K:189:LEU:HD22	1:L:82:PHE:CE2	2.25	0.71

Continued on next page...

Continued from previous page...

Atom-1	Atom-2	Interatomic distance (Å)	Clash overlap (Å)
1:E:124:PRO:HD2	2:E:441:HOH:O	1.90	0.70
1:K:101:PHE:HA	2:K:897:HOH:O	1.90	0.70
1:J:191:HIS:HB3	1:K:82:PHE:CE1	2.27	0.69
1:H:124:PRO:HD2	2:H:266:HOH:O	1.91	0.69
1:E:29:ILE:HG22	2:E:411:HOH:O	1.93	0.69
1:A:82:PHE:CD1	1:B:191:HIS:HB3	2.27	0.69
1:E:175:SER:OG	1:E:178:GLU:HG3	1.93	0.69
1:L:115:PRO:HD3	1:L:189:LEU:O	1.92	0.69
1:L:74:MET:HB3	2:L:898:HOH:O	1.92	0.69
1:B:76:ILE:HG22	1:B:80:MET:CE	2.23	0.69
2:I:230:HOH:O	1:J:71:THR:HG23	1.91	0.69
1:A:132:ALA:HB3	2:H:266:HOH:O	1.92	0.69
1:F:84:LYS:HA	1:G:193:ASN:CB	2.21	0.68
1:M:34:GLN:HE22	1:M:68:GLY:HA2	1.58	0.68
1:D:153:MET:SD	2:D:202:HOH:O	2.51	0.68
1:H:22:ARG:O	1:H:25:LYS:HG2	1.92	0.68
1:L:171:ASP:HB2	2:M:1046:HOH:O	1.94	0.68
1:G:172:ARG:HH11	1:G:172:ARG:HB2	1.59	0.68
1:C:69:VAL:HG12	1:C:71:THR:HG22	1.74	0.68
1:H:47:MET:HE2	1:H:79:THR:HG22	1.75	0.68
1:G:168:THR:HA	2:G:214:HOH:O	1.94	0.68
1:A:192:ARG:O	1:A:193:ASN:HB2	1.95	0.67
1:M:122:HIS:HA	2:M:1081:HOH:O	1.95	0.67
1:D:168:THR:HA	2:D:208:HOH:O	1.93	0.67
1:D:113:CYS:HB2	1:D:185:VAL:HG11	1.77	0.67
1:G:124:PRO:HD2	2:G:274:HOH:O	1.94	0.67
1:A:143:LEU:HD11	1:H:136:GLU:HG3	1.76	0.66
1:D:133:THR:H	1:K:123:GLN:HE22	1.40	0.66
1:H:82:PHE:CE1	1:N:191:HIS:HB3	2.30	0.66
1:A:77:TYR:OH	1:A:156:HIS:HE1	1.79	0.66
1:B:27:ARG:NH2	1:B:50:LEU:O	2.28	0.66
1:B:76:ILE:HG22	1:B:80:MET:HE2	1.76	0.66
1:M:124:PRO:HD2	2:M:1153:HOH:O	1.95	0.66
1:L:27:ARG:NH2	1:L:50:LEU:O	2.27	0.66
1:B:172:ARG:HB2	1:B:172:ARG:HH11	1.61	0.66
1:N:119:VAL:HG11	1:N:184:LEU:HD13	1.77	0.66
1:A:23:LEU:HD11	1:G:45:ALA:HB1	1.78	0.66
1:G:132:ALA:HB3	2:N:1242:HOH:O	1.96	0.66
1:I:157:THR:HA	1:I:183:GLY:O	1.96	0.65
1:N:14:GLU:HB2	1:N:19:ILE:HB	1.78	0.65
1:E:43:ILE:HG12	2:E:411:HOH:O	1.95	0.65

Continued on next page...

Continued from previous page...

Atom-1	Atom-2	Interatomic distance (Å)	Clash overlap (Å)
1:F:27:ARG:NH2	1:F:50:LEU:O	2.30	0.65
1:E:162:GLU:H	1:E:162:GLU:CD	1.99	0.65
1:I:122:HIS:HA	2:I:211:HOH:O	1.95	0.65
1:F:153:MET:SD	2:F:452:HOH:O	2.55	0.65
1:N:76:ILE:HG22	1:N:80:MET:HE3	1.77	0.65
1:B:153:MET:SD	2:B:205:HOH:O	2.54	0.64
1:D:16:SER:O	1:D:17:PHE:HB3	1.97	0.64
1:C:27:ARG:NH2	1:C:50:LEU:O	2.30	0.64
1:D:124:PRO:HD2	2:D:270:HOH:O	1.98	0.64
1:E:120:MET:HG2	1:E:172:ARG:O	1.97	0.64
1:F:77:TYR:OH	1:F:156:HIS:HE1	1.80	0.64
1:G:77:TYR:OH	1:G:156:HIS:HE1	1.80	0.64
1:F:132:ALA:HB3	2:M:1153:HOH:O	1.96	0.64
1:M:106:GLY:O	1:M:111:ARG:HD3	1.98	0.64
1:C:55:PRO:HB3	1:C:84:LYS:HD2	1.80	0.64
1:E:129:GLN:NE2	1:L:127:GLY:HA3	2.13	0.64
1:L:54:ASN:CG	1:L:57:LYS:HG3	2.18	0.64
1:G:123:GLN:HB2	2:G:274:HOH:O	1.98	0.64
1:B:84:LYS:O	1:C:193:ASN:HB3	1.98	0.64
1:C:12:ARG:CD	1:D:12:ARG:HH22	2.10	0.64
1:J:69:VAL:HG12	1:J:71:THR:HG22	1.80	0.64
1:C:27:ARG:HD3	1:C:58:ASP:O	1.98	0.63
1:L:176:ALA:HB3	1:L:177:PRO:HD3	1.80	0.63
1:D:191:HIS:HB2	2:D:264:HOH:O	1.98	0.63
1:M:43:ILE:HG12	2:M:1123:HOH:O	1.97	0.63
1:L:22:ARG:O	1:L:25:LYS:HG2	1.99	0.63
1:N:111:ARG:O	1:N:185:VAL:HG13	1.98	0.63
1:I:140:ARG:HG2	1:I:144:LYS:HZ1	1.64	0.63
1:M:29:ILE:HG22	2:M:1123:HOH:O	1.99	0.63
1:E:84:LYS:O	1:F:193:ASN:HB3	1.98	0.63
1:A:148:ARG:HD2	1:B:116:ASN:ND2	2.14	0.62
1:I:140:ARG:HG2	1:I:144:LYS:HZ2	1.64	0.62
1:N:101:PHE:HA	2:N:1164:HOH:O	1.99	0.62
1:I:153:MET:SD	2:I:206:HOH:O	2.56	0.62
1:B:191:HIS:HB2	2:B:264:HOH:O	1.99	0.62
1:H:168:THR:HA	2:H:205:HOH:O	2.00	0.62
1:I:124:PRO:HD2	2:I:270:HOH:O	2.00	0.62
1:C:31:LEU:HD22	1:C:43:ILE:HD13	1.82	0.62
1:C:69:VAL:CG1	1:C:71:THR:HG22	2.29	0.62
1:B:71:THR:HG23	2:B:274:HOH:O	2.00	0.61
1:G:104:THR:HB	1:G:184:LEU:HD23	1.82	0.61

Continued on next page...

Continued from previous page...

Atom-1	Atom-2	Interatomic distance (Å)	Clash overlap (Å)
1:E:27:ARG:HD3	1:E:58:ASP:O	2.00	0.61
1:A:70:ILE:HA	1:A:98:MET:HE3	1.81	0.61
1:I:69:VAL:HG12	1:I:71:THR:HG22	1.82	0.61
1:K:191:HIS:HB2	2:K:969:HOH:O	2.01	0.61
1:B:143:LEU:HD11	1:I:136:GLU:HG3	1.82	0.61
1:D:139:ALA:O	1:D:142:ILE:HG22	2.00	0.61
1:F:71:THR:HG23	2:G:233:HOH:O	2.00	0.61
1:N:150:ASN:HD22	1:N:165:GLU:HG2	1.65	0.61
1:C:41:ASN:ND2	1:D:32:THR:OG1	2.34	0.61
1:F:168:THR:HA	2:F:458:HOH:O	1.99	0.61
2:A:262:HOH:O	1:H:132:ALA:HB3	2.00	0.61
1:E:114:LEU:HD12	1:E:189:LEU:HB2	1.82	0.61
1:E:132:ALA:HB3	2:L:1064:HOH:O	2.00	0.61
1:G:22:ARG:O	1:G:25:LYS:HG2	2.01	0.61
1:C:136:GLU:CG	1:C:140:ARG:HH11	2.12	0.60
1:K:161:LEU:O	1:K:165:GLU:HG3	2.00	0.60
1:L:147:GLY:O	1:L:151:GLU:HG3	2.00	0.60
1:M:29:ILE:HG23	1:M:46:GLN:OE1	2.00	0.60
1:L:192:ARG:HA	1:M:81:GLN:O	2.01	0.60
1:B:122:HIS:HA	2:B:210:HOH:O	2.00	0.60
1:B:124:PRO:HD2	2:B:269:HOH:O	2.01	0.60
1:J:27:ARG:NH2	1:J:50:LEU:O	2.34	0.60
2:C:273:HOH:O	1:J:132:ALA:HB3	2.02	0.60
1:H:70:ILE:HA	1:H:98:MET:HE3	1.83	0.60
1:A:17:PHE:CG	1:A:17:PHE:O	2.54	0.60
1:J:43:ILE:HG22	1:J:47:MET:HE2	1.82	0.60
1:C:71:THR:HG23	2:C:280:HOH:O	2.01	0.59
1:N:17:PHE:CG	1:N:17:PHE:O	2.55	0.59
1:C:133:THR:H	1:J:123:GLN:NE2	1.99	0.59
1:A:81:GLN:O	1:B:192:ARG:HA	2.02	0.59
1:C:14:GLU:HB2	1:C:19:ILE:HB	1.82	0.59
1:I:55:PRO:HB3	1:I:84:LYS:HD2	1.84	0.59
1:A:74:MET:HB3	2:A:267:HOH:O	2.02	0.59
1:G:172:ARG:HB2	1:G:172:ARG:NH1	2.18	0.59
1:L:165:GLU:HB3	2:L:1033:HOH:O	2.02	0.59
1:C:132:ALA:HB3	2:J:272:HOH:O	2.03	0.59
1:B:82:PHE:CE1	1:C:191:HIS:HB3	2.37	0.59
1:C:136:GLU:HG2	1:C:140:ARG:NH1	2.10	0.59
1:B:115:PRO:HD3	1:B:189:LEU:O	2.02	0.59
1:K:14:GLU:HB2	1:K:19:ILE:HB	1.83	0.58
1:F:129:GLN:NE2	1:M:127:GLY:HA3	2.18	0.58

Continued on next page...

Continued from previous page...

Atom-1	Atom-2	Interatomic distance (Å)	Clash overlap (Å)
1:I:16:SER:O	1:I:17:PHE:HB3	2.02	0.58
1:J:47:MET:HE3	1:J:79:THR:HG21	1.85	0.58
1:M:115:PRO:HD3	1:M:189:LEU:O	2.03	0.58
1:F:83:ILE:HD12	1:F:85:PRO:HG2	1.84	0.58
1:N:38:HIS:HD2	2:N:1127:HOH:O	1.85	0.58
1:C:82:PHE:CE2	1:D:189:LEU:HB3	2.38	0.58
1:H:69:VAL:HG12	1:H:71:THR:HG22	1.83	0.58
1:E:43:ILE:HG22	1:E:47:MET:HE2	1.86	0.58
1:G:38:HIS:HD2	2:G:198:HOH:O	1.86	0.58
1:L:89:THR:HB	1:L:103:LEU:HD12	1.85	0.58
1:B:132:ALA:HB3	2:I:270:HOH:O	2.02	0.58
1:E:17:PHE:CG	1:E:17:PHE:O	2.57	0.58
1:C:134:ASP:O	1:C:138:HIS:HD2	1.87	0.58
1:F:133:THR:H	1:M:123:GLN:HE22	1.52	0.58
1:L:80:MET:HE1	1:L:102:LEU:HD22	1.85	0.58
1:C:176:ALA:HB3	1:C:177:PRO:HD3	1.86	0.58
1:H:192:ARG:NH1	1:H:192:ARG:HG2	2.18	0.58
1:D:183:GLY:HA2	2:D:200:HOH:O	2.03	0.57
1:J:49:PHE:O	1:J:53:GLU:HG2	2.04	0.57
1:K:91:CYS:SG	1:K:95:ALA:HB2	2.43	0.57
1:N:77:TYR:OH	1:N:156:HIS:HE1	1.88	0.57
1:B:70:ILE:HD11	2:B:252:HOH:O	2.04	0.57
1:K:92:MET:O	1:K:92:MET:HG3	2.05	0.57
1:D:163:GLN:HE22	1:D:166:ARG:NH1	2.03	0.57
1:H:172:ARG:NH1	1:H:172:ARG:HB2	2.19	0.57
1:D:17:PHE:O	1:D:17:PHE:CG	2.58	0.57
1:C:124:PRO:HD2	2:C:273:HOH:O	2.05	0.57
1:E:192:ARG:HH11	1:E:192:ARG:HG2	1.69	0.57
1:J:51:GLU:HG3	1:J:85:PRO:CD	2.34	0.57
1:B:192:ARG:O	1:B:193:ASN:HB2	2.05	0.57
2:F:601:HOH:O	1:G:171:ASP:HB2	2.04	0.57
1:A:66:PRO:HA	1:A:96:ALA:HB3	1.86	0.57
1:B:161:LEU:HD21	2:B:257:HOH:O	2.04	0.57
1:C:80:MET:CE	1:C:102:LEU:HD22	2.35	0.57
1:H:29:ILE:HG23	2:H:239:HOH:O	2.03	0.56
1:C:133:THR:N	1:J:123:GLN:HE22	2.01	0.56
1:H:61:LEU:CD2	1:H:80:MET:HE1	2.36	0.56
1:F:76:ILE:HG22	1:F:80:MET:CE	2.36	0.56
1:M:139:ALA:O	1:M:142:ILE:HG22	2.04	0.56
1:I:192:ARG:HA	1:J:81:GLN:O	2.05	0.56
1:I:27:ARG:NH2	1:I:54:ASN:HB3	2.20	0.56

Continued on next page...

Continued from previous page...

Atom-1	Atom-2	Interatomic distance (Å)	Clash overlap (Å)
1:B:77:TYR:OH	1:B:156:HIS:HE1	1.86	0.56
1:E:115:PRO:HD3	1:E:189:LEU:O	2.06	0.56
1:J:29:ILE:HG23	2:J:248:HOH:O	2.06	0.56
1:K:84:LYS:N	1:K:85:PRO:HD2	2.21	0.56
1:A:17:PHE:O	1:A:18:ASP:HB3	2.06	0.55
1:E:136:GLU:HG3	1:E:137:ILE:N	2.21	0.55
1:N:159:GLN:HB2	1:N:164:ILE:HD11	1.87	0.55
1:C:80:MET:HE1	1:C:102:LEU:HD22	1.88	0.55
2:E:441:HOH:O	1:L:132:ALA:HB3	2.06	0.55
1:F:124:PRO:HD2	2:F:530:HOH:O	2.07	0.55
1:H:112:PHE:HB3	1:H:189:LEU:HG	1.87	0.55
1:K:121:ILE:HD12	1:K:168:THR:HG22	1.87	0.55
1:N:51:GLU:HG3	1:N:85:PRO:CD	2.37	0.55
1:B:123:GLN:HE22	1:I:133:THR:H	1.54	0.55
1:J:193:ASN:HB2	1:K:84:LYS:HA	1.89	0.55
1:N:145:VAL:O	1:N:149:MET:HG2	2.06	0.55
1:A:76:ILE:HG22	1:A:80:MET:HE3	1.87	0.55
1:C:22:ARG:NH1	1:C:25:LYS:HD3	2.22	0.55
1:D:84:LYS:HE3	2:D:265:HOH:O	2.06	0.55
1:N:192:ARG:O	1:N:193:ASN:HB2	2.06	0.55
1:A:12:ARG:HH12	1:A:15:ARG:HH21	1.55	0.55
1:G:27:ARG:NH1	1:G:57:LYS:O	2.40	0.55
1:N:29:ILE:HG22	1:N:61:LEU:CD1	2.37	0.55
1:B:90:ILE:HD12	1:B:90:ILE:N	2.21	0.55
1:N:29:ILE:HG22	1:N:61:LEU:HD12	1.88	0.55
1:K:115:PRO:HD3	1:K:189:LEU:O	2.06	0.55
1:G:115:PRO:HD3	1:G:189:LEU:O	2.06	0.55
1:J:66:PRO:HD3	2:K:890:HOH:O	2.05	0.55
1:L:34:GLN:NE2	1:L:68:GLY:HA2	2.21	0.55
1:A:84:LYS:O	1:B:193:ASN:HB3	2.07	0.55
1:I:27:ARG:NH2	1:I:50:LEU:O	2.40	0.55
1:H:17:PHE:CG	1:H:17:PHE:O	2.60	0.54
1:D:111:ARG:O	1:D:185:VAL:HG13	2.06	0.54
1:F:76:ILE:HG22	1:F:80:MET:HE3	1.90	0.54
1:H:32:THR:OG1	1:I:41:ASN:ND2	2.40	0.54
1:K:32:THR:OG1	1:L:41:ASN:ND2	2.40	0.54
1:A:82:PHE:HA	1:B:191:HIS:O	2.08	0.54
1:D:180:VAL:HG21	1:D:188:ILE:CD1	2.38	0.54
1:L:77:TYR:HA	1:L:80:MET:HE2	1.90	0.54
1:N:51:GLU:HG3	1:N:85:PRO:HD2	1.90	0.54
1:A:146:LYS:HD2	2:A:262:HOH:O	2.08	0.54

Continued on next page...

Continued from previous page...

Atom-1	Atom-2	Interatomic distance (Å)	Clash overlap (Å)
2:A:267:HOH:O	1:B:116:ASN:HB2	2.07	0.54
1:J:124:PRO:HD2	2:J:272:HOH:O	2.07	0.54
1:D:71:THR:HG23	2:D:276:HOH:O	2.07	0.54
1:D:115:PRO:HD3	1:D:189:LEU:O	2.06	0.54
1:I:94:GLN:HB3	1:J:71:THR:OG1	2.08	0.54
1:E:22:ARG:O	1:E:25:LYS:HG2	2.08	0.54
1:E:113:CYS:O	1:E:188:ILE:HA	2.08	0.54
1:J:181:GLU:HG3	1:J:181:GLU:O	2.08	0.54
1:N:84:LYS:N	1:N:85:PRO:HD2	2.22	0.54
1:A:123:GLN:HE22	1:H:133:THR:H	1.55	0.54
1:C:31:LEU:HD22	1:C:43:ILE:CD1	2.38	0.54
1:C:123:GLN:HE22	1:J:133:THR:H	1.54	0.54
1:G:153:MET:HA	2:G:210:HOH:O	2.08	0.54
1:H:51:GLU:OE2	1:H:84:LYS:HE3	2.08	0.54
1:B:51:GLU:HG3	1:B:85:PRO:HD2	1.90	0.53
1:K:153:MET:SD	2:K:897:HOH:O	2.59	0.53
2:B:269:HOH:O	1:I:132:ALA:HB3	2.07	0.53
1:G:133:THR:H	1:N:123:GLN:HE22	1.55	0.53
1:E:192:ARG:O	1:E:193:ASN:HB2	2.09	0.53
2:G:274:HOH:O	1:N:132:ALA:HB3	2.07	0.53
1:L:26:GLU:OE1	1:L:26:GLU:HA	2.07	0.53
1:B:84:LYS:HA	1:C:193:ASN:HB3	1.91	0.53
1:B:97:SER:HG	1:B:122:HIS:CE1	2.25	0.53
1:H:172:ARG:HB2	1:H:172:ARG:HH11	1.73	0.53
1:J:76:ILE:HG22	1:J:80:MET:HE1	1.91	0.53
1:N:80:MET:HE3	1:N:102:LEU:HD22	1.91	0.53
1:B:22:ARG:HD3	1:B:25:LYS:HD3	1.91	0.53
1:K:193:ASN:HB2	1:L:84:LYS:HA	1.91	0.53
1:G:34:GLN:HE21	1:G:68:GLY:HA2	1.74	0.53
1:F:29:ILE:HG23	2:F:500:HOH:O	2.08	0.53
1:I:22:ARG:O	1:I:25:LYS:HG2	2.09	0.53
1:M:27:ARG:NH1	1:M:57:LYS:O	2.42	0.52
1:C:168:THR:HA	2:C:211:HOH:O	2.09	0.52
1:D:133:THR:H	1:K:123:GLN:NE2	2.07	0.52
1:C:161:LEU:O	1:C:165:GLU:HG3	2.10	0.52
1:J:40:ALA:HA	1:J:76:ILE:HD11	1.92	0.52
1:A:123:GLN:NE2	1:H:133:THR:H	2.08	0.52
1:D:77:TYR:OH	1:D:156:HIS:HE1	1.92	0.52
1:H:40:ALA:O	1:H:44:VAL:HG23	2.10	0.52
1:K:77:TYR:OH	1:K:156:HIS:HE1	1.93	0.52
1:D:51:GLU:HG3	1:D:85:PRO:HD2	1.92	0.52

Continued on next page...

Continued from previous page...

Atom-1	Atom-2	Interatomic distance (Å)	Clash overlap (Å)
2:D:270:HOH:O	1:K:132:ALA:HB3	2.09	0.52
1:H:192:ARG:O	1:H:193:ASN:HB2	2.09	0.52
1:K:175:SER:OG	1:K:178:GLU:HG3	2.10	0.52
1:A:101:PHE:O	1:A:104:THR:HG22	2.10	0.52
1:K:17:PHE:CD2	1:K:17:PHE:O	2.63	0.52
1:B:174:LEU:HD23	1:B:178:GLU:HB3	1.90	0.52
1:K:16:SER:O	1:K:17:PHE:HB3	2.10	0.52
1:L:168:THR:HA	2:L:992:HOH:O	2.09	0.52
1:M:77:TYR:OH	1:M:156:HIS:HE1	1.92	0.52
1:M:131:GLN:O	1:M:135:ILE:HG13	2.10	0.52
1:N:115:PRO:HG2	2:N:639:HOH:O	2.10	0.52
1:J:51:GLU:HG3	1:J:85:PRO:HD2	1.92	0.51
1:A:47:MET:HE1	1:A:76:ILE:HG23	1.92	0.51
1:H:108:LYS:NZ	1:H:111:ARG:HH22	2.09	0.51
1:K:123:GLN:HB2	2:K:975:HOH:O	2.11	0.51
1:L:111:ARG:C	1:L:185:VAL:HG22	2.31	0.51
2:B:214:HOH:O	1:C:173:PHE:HB2	2.10	0.51
1:C:46:GLN:OE1	1:D:14:GLU:HG3	2.10	0.51
1:C:192:ARG:O	1:C:193:ASN:HB2	2.11	0.51
1:H:162:GLU:H	1:H:162:GLU:CD	2.13	0.51
1:L:101:PHE:O	1:L:104:THR:HG22	2.10	0.51
1:B:77:TYR:OH	1:B:156:HIS:CE1	2.62	0.51
1:H:47:MET:HE2	1:H:79:THR:CG2	2.40	0.51
1:H:123:GLN:HB2	2:H:266:HOH:O	2.10	0.51
1:G:157:THR:HG22	1:G:184:LEU:HA	1.92	0.51
1:N:50:LEU:HD12	1:N:59:ILE:HG23	1.92	0.51
1:N:161:LEU:O	1:N:165:GLU:HG3	2.11	0.51
1:H:120:MET:HG3	1:H:173:PHE:CE1	2.45	0.51
1:J:77:TYR:HA	1:J:80:MET:CE	2.40	0.51
1:L:53:GLU:O	1:L:54:ASN:HB2	2.11	0.51
1:B:17:PHE:O	1:B:17:PHE:CD1	2.64	0.51
1:D:178:GLU:HA	1:D:181:GLU:HG2	1.91	0.51
1:J:42:LEU:HD23	1:J:46:GLN:NE2	2.26	0.51
1:M:84:LYS:HE3	2:M:1148:HOH:O	2.10	0.51
1:N:64:ASN:HA	1:N:94:GLN:O	2.11	0.51
1:C:13:GLY:N	1:D:12:ARG:HH21	2.06	0.51
1:E:94:GLN:HA	1:E:118:ARG:O	2.11	0.51
1:L:162:GLU:HA	1:L:165:GLU:OE1	2.11	0.51
1:B:40:ALA:HA	1:B:76:ILE:HD11	1.93	0.51
1:F:69:VAL:HG12	1:F:71:THR:HG22	1.91	0.51
1:B:17:PHE:O	1:B:18:ASP:HB3	2.10	0.50

Continued on next page...

Continued from previous page...

Atom-1	Atom-2	Interatomic distance (Å)	Clash overlap (Å)
1:B:84:LYS:HA	1:C:193:ASN:HB2	1.93	0.50
1:F:161:LEU:O	1:F:165:GLU:HG3	2.11	0.50
1:H:69:VAL:CG1	1:H:71:THR:HG22	2.41	0.50
1:K:159:GLN:HB2	1:K:164:ILE:HD11	1.93	0.50
1:D:17:PHE:O	1:D:17:PHE:CD1	2.65	0.50
1:L:17:PHE:CG	1:L:17:PHE:O	2.64	0.50
1:M:136:GLU:HG2	1:M:140:ARG:HD3	1.92	0.50
1:F:147:GLY:O	1:F:151:GLU:HG3	2.12	0.50
1:L:31:LEU:HD22	1:L:43:ILE:CD1	2.42	0.50
1:L:124:PRO:HD2	2:L:1064:HOH:O	2.10	0.50
1:C:111:ARG:HB3	1:C:185:VAL:HG22	1.94	0.50
1:E:84:LYS:HA	1:F:193:ASN:HB2	1.94	0.50
1:M:84:LYS:N	1:M:85:PRO:HD2	2.27	0.50
1:J:146:LYS:HD2	2:J:272:HOH:O	2.10	0.50
1:J:190:THR:HG23	2:K:906:HOH:O	2.11	0.50
1:L:97:SER:HG	1:L:122:HIS:CE1	2.29	0.50
1:B:139:ALA:O	1:B:142:ILE:HG22	2.12	0.50
1:B:151:GLU:HG2	1:B:161:LEU:HD11	1.94	0.50
1:F:125:LEU:HD21	2:M:492:HOH:O	2.11	0.50
1:K:16:SER:HA	1:L:17:PHE:HE1	1.77	0.50
1:L:123:GLN:HB2	2:L:1064:HOH:O	2.11	0.50
1:D:162:GLU:HA	1:D:165:GLU:OE1	2.12	0.49
1:E:15:ARG:HH21	1:F:12:ARG:NH2	2.09	0.49
1:G:17:PHE:O	1:G:17:PHE:CD2	2.64	0.49
1:I:31:LEU:HD13	1:I:39:MET:CE	2.42	0.49
1:A:36:GLU:O	1:A:39:MET:HG3	2.11	0.49
1:E:145:VAL:O	1:E:149:MET:HG2	2.13	0.49
1:L:34:GLN:HE22	1:L:68:GLY:HA2	1.77	0.49
1:A:119:VAL:HG11	1:A:184:LEU:HD13	1.95	0.49
1:D:91:CYS:HB2	1:D:103:LEU:HD13	1.93	0.49
1:K:77:TYR:OH	1:K:156:HIS:CE1	2.66	0.49
1:L:83:ILE:HD12	1:L:85:PRO:HG2	1.93	0.49
1:M:16:SER:O	1:M:17:PHE:HB2	2.11	0.49
1:M:192:ARG:HB3	1:N:81:GLN:O	2.13	0.49
1:N:190:THR:HG23	2:N:639:HOH:O	2.11	0.49
1:D:27:ARG:HD3	1:D:58:ASP:O	2.12	0.49
1:E:134:ASP:O	1:E:138:HIS:HD2	1.95	0.49
1:F:19:ILE:HG23	1:F:20:TYR:N	2.28	0.49
1:H:77:TYR:OH	1:H:156:HIS:HE1	1.95	0.49
1:K:95:ALA:O	1:K:100:ALA:HB2	2.11	0.49
1:A:76:ILE:HG22	1:A:80:MET:CE	2.42	0.49

Continued on next page...

Continued from previous page...

Atom-1	Atom-2	Interatomic distance (Å)	Clash overlap (Å)
1:C:115:PRO:HD3	1:C:189:LEU:O	2.13	0.49
1:I:120:MET:HE3	1:I:173:PHE:CZ	2.47	0.49
1:L:70:ILE:HA	1:L:98:MET:HE2	1.93	0.49
1:F:192:ARG:O	1:F:193:ASN:HB2	2.12	0.49
1:L:159:GLN:HB2	1:L:164:ILE:HD11	1.93	0.49
1:N:123:GLN:HB2	2:N:1242:HOH:O	2.12	0.49
1:A:168:THR:HA	2:A:203:HOH:O	2.12	0.49
1:H:38:HIS:HD2	2:H:277:HOH:O	1.94	0.49
1:I:189:LEU:HB3	1:J:82:PHE:CE1	2.48	0.49
1:J:76:ILE:HG22	1:J:80:MET:CE	2.43	0.49
1:L:193:ASN:CB	1:M:84:LYS:HA	2.36	0.49
1:N:76:ILE:HG22	1:N:80:MET:CE	2.42	0.49
1:L:16:SER:O	1:L:17:PHE:HB3	2.13	0.49
1:B:17:PHE:O	1:B:17:PHE:CG	2.65	0.48
1:I:115:PRO:HD3	1:I:189:LEU:O	2.13	0.48
1:I:162:GLU:CD	1:I:162:GLU:H	2.16	0.48
1:E:34:GLN:HE21	1:E:68:GLY:HA2	1.78	0.48
1:B:80:MET:HE3	1:B:102:LEU:HD22	1.96	0.48
1:K:124:PRO:HD2	2:K:975:HOH:O	2.14	0.48
1:L:192:ARG:O	1:L:193:ASN:HB2	2.13	0.48
1:M:14:GLU:HB2	1:M:19:ILE:HB	1.96	0.48
1:B:18:ASP:HB3	1:B:21:SER:OG	2.14	0.48
1:E:69:VAL:HG12	1:E:71:THR:CG2	2.43	0.48
1:E:70:ILE:HD11	1:E:124:PRO:HB3	1.96	0.48
1:E:192:ARG:HG2	1:E:192:ARG:NH1	2.27	0.48
1:H:22:ARG:HH11	1:H:25:LYS:HD3	1.79	0.48
1:H:108:LYS:HZ3	1:H:111:ARG:HH22	1.59	0.48
1:H:191:HIS:HB2	2:H:261:HOH:O	2.12	0.48
1:A:113:CYS:HB2	1:A:185:VAL:HG11	1.95	0.48
1:A:148:ARG:HD2	1:B:116:ASN:HD22	1.78	0.48
1:G:76:ILE:HG22	1:G:80:MET:HE3	1.94	0.48
1:J:31:LEU:HD13	1:J:43:ILE:CD1	2.44	0.48
1:K:27:ARG:NH2	1:K:50:LEU:O	2.47	0.48
1:F:84:LYS:N	1:F:85:PRO:HD2	2.29	0.48
1:H:192:ARG:HG2	1:H:192:ARG:HH11	1.79	0.48
1:I:71:THR:HG23	1:I:72:ALA:N	2.29	0.48
1:K:22:ARG:O	1:K:25:LYS:HG2	2.14	0.48
1:M:175:SER:OG	1:M:178:GLU:HG3	2.14	0.48
1:B:77:TYR:HA	1:B:80:MET:HE3	1.95	0.47
1:E:123:GLN:HE22	1:L:133:THR:H	1.60	0.47
2:F:530:HOH:O	1:M:132:ALA:HB3	2.12	0.47

Continued on next page...

Continued from previous page...

Atom-1	Atom-2	Interatomic distance (Å)	Clash overlap (Å)
1:H:47:MET:CE	1:H:79:THR:HG22	2.43	0.47
1:M:77:TYR:HA	1:M:80:MET:CE	2.44	0.47
1:G:191:HIS:CG	1:G:191:HIS:O	2.66	0.47
1:A:15:ARG:HG2	1:A:18:ASP:H	1.79	0.47
1:C:35:VAL:HG13	1:C:68:GLY:HA3	1.96	0.47
1:J:115:PRO:HD3	1:J:189:LEU:O	2.14	0.47
1:L:84:LYS:N	1:L:85:PRO:HD2	2.28	0.47
1:A:174:LEU:HD23	1:A:184:LEU:HD12	1.95	0.47
1:C:12:ARG:HD2	1:D:12:ARG:HH22	1.78	0.47
1:D:172:ARG:HA	2:D:252:HOH:O	2.12	0.47
1:G:191:HIS:O	1:G:191:HIS:ND1	2.47	0.47
1:K:17:PHE:O	1:K:17:PHE:CG	2.67	0.47
1:M:47:MET:HE1	1:M:79:THR:HB	1.97	0.47
1:B:27:ARG:HD3	1:B:58:ASP:O	2.15	0.47
1:B:69:VAL:HG12	1:B:71:THR:HG22	1.95	0.47
1:E:168:THR:HA	2:E:369:HOH:O	2.14	0.47
1:F:81:GLN:OE1	1:F:81:GLN:HA	2.14	0.47
1:H:22:ARG:NH1	1:H:25:LYS:HD3	2.29	0.47
1:I:192:ARG:HG2	1:I:192:ARG:NH1	2.30	0.47
1:L:191:HIS:CG	1:L:191:HIS:O	2.67	0.47
1:A:27:ARG:NH1	1:A:57:LYS:O	2.48	0.47
1:A:27:ARG:NH2	1:A:50:LEU:O	2.47	0.47
1:D:122:HIS:C	1:D:122:HIS:CD2	2.88	0.47
1:D:134:ASP:CG	1:E:170:ARG:HH21	2.17	0.47
1:E:123:GLN:NE2	1:L:133:THR:H	2.13	0.47
1:F:153:MET:HG2	1:F:164:ILE:HD12	1.96	0.47
1:J:111:ARG:O	1:J:185:VAL:HG22	2.15	0.47
1:N:16:SER:O	1:N:17:PHE:HB3	2.14	0.47
1:A:12:ARG:NH1	1:A:15:ARG:HH21	2.12	0.47
1:B:22:ARG:O	1:B:25:LYS:HG2	2.15	0.47
1:E:110:LYS:HG2	2:E:409:HOH:O	2.14	0.47
1:E:114:LEU:CD1	1:E:189:LEU:HB2	2.44	0.47
1:H:191:HIS:O	1:I:82:PHE:O	2.32	0.47
1:I:193:ASN:HB2	1:J:84:LYS:HA	1.97	0.47
1:D:119:VAL:HG11	1:D:184:LEU:CD1	2.45	0.47
1:D:161:LEU:O	1:D:164:ILE:HB	2.15	0.47
1:I:12:ARG:HH11	1:I:15:ARG:HG3	1.80	0.47
1:A:27:ARG:HD3	1:A:58:ASP:O	2.15	0.47
1:C:22:ARG:O	1:C:22:ARG:HD3	2.15	0.47
1:E:27:ARG:NH1	1:E:57:LYS:O	2.48	0.47
1:A:114:LEU:HD12	1:A:189:LEU:HB2	1.96	0.47

Continued on next page...

Continued from previous page...

Atom-1	Atom-2	Interatomic distance (Å)	Clash overlap (Å)
1:E:84:LYS:HA	1:F:193:ASN:CB	2.44	0.47
1:E:122:HIS:C	1:E:122:HIS:CD2	2.87	0.47
1:F:18:ASP:HB3	1:F:21:SER:OG	2.14	0.47
1:L:77:TYR:HA	1:L:80:MET:CE	2.44	0.46
1:C:55:PRO:HB3	1:C:84:LYS:CD	2.43	0.46
1:D:145:VAL:O	1:D:149:MET:HG2	2.15	0.46
1:E:15:ARG:HD3	1:E:18:ASP:HA	1.97	0.46
1:E:27:ARG:NH1	1:E:59:ILE:HG13	2.30	0.46
1:G:126:GLY:O	1:N:135:ILE:HD11	2.15	0.46
1:F:19:ILE:CG2	1:F:20:TYR:N	2.78	0.46
1:I:84:LYS:N	1:I:85:PRO:HD2	2.30	0.46
1:I:192:ARG:HG2	1:I:192:ARG:HH11	1.80	0.46
1:L:157:THR:HA	1:L:183:GLY:O	2.15	0.46
1:D:27:ARG:NH1	1:D:57:LYS:O	2.48	0.46
1:D:132:ALA:HB3	2:K:975:HOH:O	2.15	0.46
1:E:15:ARG:HH21	1:F:12:ARG:HH22	1.64	0.46
1:H:115:PRO:HD3	1:H:189:LEU:O	2.15	0.46
1:K:180:VAL:HG21	1:K:188:ILE:HD12	1.96	0.46
1:E:22:ARG:O	1:E:22:ARG:HD3	2.15	0.46
1:E:162:GLU:CD	1:E:162:GLU:N	2.69	0.46
1:G:95:ALA:HB3	1:G:119:VAL:HG22	1.98	0.46
1:H:15:ARG:NH2	1:N:12:ARG:HH12	2.13	0.46
1:I:123:GLN:HB2	2:I:270:HOH:O	2.14	0.46
1:K:176:ALA:N	1:K:177:PRO:HD2	2.30	0.46
1:G:31:LEU:C	1:G:31:LEU:HD12	2.36	0.46
1:N:92:MET:HB3	1:N:114:LEU:HD22	1.96	0.46
1:A:147:GLY:O	1:A:151:GLU:HG3	2.16	0.46
1:C:21:SER:HB3	1:D:15:ARG:O	2.16	0.46
1:H:17:PHE:O	1:H:18:ASP:HB3	2.15	0.46
1:J:80:MET:CE	1:J:102:LEU:HD22	2.46	0.46
1:N:98:MET:HB2	1:N:98:MET:HE2	1.76	0.46
1:M:94:GLN:HA	1:M:118:ARG:O	2.16	0.46
1:N:55:PRO:HB3	1:N:84:LYS:HD2	1.98	0.46
1:D:96:ALA:HA	1:D:120:MET:O	2.16	0.46
1:E:167:ASP:HA	1:E:172:ARG:NH2	2.31	0.46
1:H:190:THR:O	1:H:191:HIS:C	2.54	0.45
1:A:23:LEU:CD1	1:G:45:ALA:HB1	2.46	0.45
1:B:152:LEU:HA	1:B:152:LEU:HD23	1.62	0.45
1:B:152:LEU:O	1:B:155:LEU:HB3	2.16	0.45
1:G:192:ARG:HG2	1:G:192:ARG:HH11	1.81	0.45
1:H:14:GLU:OE1	1:I:24:LEU:HD22	2.16	0.45

Continued on next page...

Continued from previous page...

Atom-1	Atom-2	Interatomic distance (Å)	Clash overlap (Å)
1:L:17:PHE:O	1:L:18:ASP:HB3	2.16	0.45
1:K:12:ARG:HH21	1:L:13:GLY:H	1.64	0.45
1:C:12:ARG:HD3	1:D:12:ARG:HH22	1.82	0.45
1:E:69:VAL:HG12	1:E:71:THR:HG22	1.98	0.45
1:H:15:ARG:HH21	1:N:12:ARG:HH12	1.63	0.45
1:I:42:LEU:HG	1:I:46:GLN:NE2	2.31	0.45
1:J:22:ARG:O	1:J:25:LYS:HG2	2.17	0.45
1:B:123:GLN:NE2	1:I:133:THR:H	2.14	0.45
1:C:123:GLN:HB2	2:C:273:HOH:O	2.15	0.45
1:I:70:ILE:HA	1:I:98:MET:CE	2.46	0.45
1:L:117:SER:O	1:L:118:ARG:HD2	2.16	0.45
1:A:101:PHE:HD1	2:A:198:HOH:O	2.00	0.45
1:E:37:ASP:OD1	1:E:72:ALA:HB2	2.17	0.45
1:M:122:HIS:C	1:M:122:HIS:CD2	2.89	0.45
1:C:31:LEU:CD2	1:C:43:ILE:HD13	2.45	0.45
1:F:32:THR:HA	1:F:64:ASN:O	2.16	0.45
1:M:89:THR:HB	1:M:103:LEU:HD12	1.98	0.45
1:C:12:ARG:HG3	1:C:13:GLY:N	2.32	0.45
1:G:159:GLN:HB2	1:G:164:ILE:HD11	1.99	0.45
1:H:49:PHE:O	1:H:52:ALA:HB3	2.16	0.45
1:B:180:VAL:HA	1:B:185:VAL:O	2.16	0.45
1:K:16:SER:HA	1:L:17:PHE:CE1	2.51	0.45
1:L:159:GLN:OE1	1:L:163:GLN:HG2	2.17	0.45
1:N:31:LEU:HD22	1:N:43:ILE:HD13	1.98	0.45
1:A:38:HIS:CD2	2:A:270:HOH:O	2.69	0.44
1:A:189:LEU:HD23	1:A:189:LEU:HA	1.70	0.44
1:I:13:GLY:HA2	1:J:42:LEU:HD11	1.98	0.44
1:N:191:HIS:HB2	2:N:1236:HOH:O	2.16	0.44
1:C:77:TYR:OH	1:C:156:HIS:HE1	2.00	0.44
1:I:31:LEU:HD13	1:I:39:MET:HE1	1.99	0.44
1:K:101:PHE:HD1	1:K:153:MET:HE2	1.82	0.44
1:D:101:PHE:O	1:D:104:THR:HG22	2.17	0.44
1:A:157:THR:HG22	1:A:184:LEU:HA	1.99	0.44
1:L:101:PHE:HD1	2:L:986:HOH:O	2.00	0.44
1:M:101:PHE:O	1:M:104:THR:HG22	2.17	0.44
1:C:71:THR:OG1	1:D:94:GLN:HB3	2.17	0.44
1:D:191:HIS:O	1:D:191:HIS:ND1	2.51	0.44
1:I:76:ILE:HG22	1:I:80:MET:HE3	1.98	0.44
1:J:19:ILE:HD11	1:K:49:PHE:HB2	1.99	0.44
1:K:108:LYS:NZ	2:K:954:HOH:O	2.51	0.44
1:M:77:TYR:HA	1:M:80:MET:HE3	1.99	0.44

Continued on next page...

Continued from previous page...

Atom-1	Atom-2	Interatomic distance (Å)	Clash overlap (Å)
1:H:108:LYS:NZ	1:H:111:ARG:NH2	2.65	0.44
1:H:108:LYS:HZ3	1:H:111:ARG:NH2	2.16	0.44
1:I:191:HIS:O	1:J:82:PHE:O	2.35	0.44
1:K:91:CYS:HB2	1:K:103:LEU:HD22	1.99	0.44
1:L:43:ILE:HG12	2:L:1034:HOH:O	2.18	0.44
1:B:127:GLY:HA3	1:I:129:GLN:OE1	2.18	0.44
1:G:47:MET:HE3	1:G:80:MET:HA	2.00	0.44
1:G:53:GLU:OE1	1:G:53:GLU:HA	2.17	0.44
1:M:146:LYS:HD2	2:M:1153:HOH:O	2.17	0.44
1:N:15:ARG:C	1:N:17:PHE:H	2.20	0.44
1:N:31:LEU:HB2	1:N:61:LEU:HD11	2.00	0.44
1:E:51:GLU:OE2	1:E:83:ILE:HA	2.18	0.44
1:F:121:ILE:HG13	2:F:458:HOH:O	2.18	0.44
1:G:122:HIS:C	1:G:122:HIS:CD2	2.90	0.44
1:A:17:PHE:CE2	1:A:25:LYS:HD3	2.53	0.44
1:A:82:PHE:CE1	1:B:191:HIS:HB3	2.53	0.44
1:F:122:HIS:CD2	1:F:122:HIS:C	2.91	0.43
1:G:47:MET:HE1	1:G:80:MET:N	2.33	0.43
1:I:17:PHE:O	1:I:18:ASP:HB3	2.17	0.43
1:C:122:HIS:CD2	1:C:122:HIS:C	2.92	0.43
1:F:131:GLN:OE1	1:G:170:ARG:NH2	2.47	0.43
1:G:117:SER:O	1:G:118:ARG:HD2	2.19	0.43
1:I:17:PHE:O	1:I:17:PHE:CG	2.71	0.43
1:I:42:LEU:HG	1:I:46:GLN:HE21	1.83	0.43
1:C:190:THR:O	1:C:191:HIS:C	2.57	0.43
1:D:140:ARG:O	1:D:144:LYS:HG3	2.17	0.43
1:A:17:PHE:HE2	1:A:25:LYS:HD3	1.83	0.43
1:A:131:GLN:O	1:A:134:ASP:HB2	2.18	0.43
1:B:55:PRO:HA	1:B:85:PRO:HD3	2.00	0.43
1:F:123:GLN:HE21	1:M:132:ALA:HB3	1.83	0.43
1:H:12:ARG:NH1	1:I:15:ARG:HH21	2.16	0.43
1:H:121:ILE:HG13	1:H:172:ARG:HB3	2.00	0.43
1:J:19:ILE:HD11	1:K:49:PHE:CB	2.48	0.43
1:J:69:VAL:CG1	1:J:71:THR:HG22	2.47	0.43
1:N:168:THR:HA	2:N:1170:HOH:O	2.17	0.43
1:B:139:ALA:O	1:B:143:LEU:HG	2.18	0.43
1:D:84:LYS:HA	1:E:193:ASN:CB	2.40	0.43
1:E:163:GLN:OE1	1:E:166:ARG:NH1	2.51	0.43
1:G:163:GLN:HE22	1:G:166:ARG:HH12	1.66	0.43
1:I:191:HIS:O	1:I:191:HIS:CG	2.71	0.43
1:K:181:GLU:O	1:K:181:GLU:HG2	2.19	0.43

Continued on next page...

Continued from previous page...

Atom-1	Atom-2	Interatomic distance (Å)	Clash overlap (Å)
1:M:173:PHE:HE2	2:N:1135:HOH:O	2.01	0.43
1:B:49:PHE:CD1	1:C:22:ARG:HD2	2.54	0.43
1:B:96:ALA:HA	1:B:120:MET:O	2.19	0.43
1:B:104:THR:HB	1:B:184:LEU:HD23	2.01	0.43
1:D:34:GLN:HE21	1:D:68:GLY:HA2	1.84	0.43
1:L:114:LEU:HB3	1:M:78:ASP:OD2	2.19	0.43
1:M:71:THR:HG23	2:M:1013:HOH:O	2.18	0.43
1:N:24:LEU:O	1:N:27:ARG:N	2.47	0.43
1:N:97:SER:OG	1:N:122:HIS:CE1	2.72	0.43
1:A:122:HIS:C	1:A:122:HIS:CD2	2.92	0.43
2:H:278:HOH:O	1:N:171:ASP:HB2	2.18	0.43
1:I:92:MET:HA	2:I:278:HOH:O	2.19	0.43
1:K:39:MET:O	1:K:43:ILE:HG13	2.18	0.43
1:K:153:MET:HE2	1:K:153:MET:HB2	1.90	0.43
1:K:192:ARG:O	1:K:193:ASN:HB2	2.18	0.43
1:E:120:MET:HA	1:E:172:ARG:O	2.18	0.43
1:F:19:ILE:HD12	1:F:19:ILE:HA	1.86	0.43
1:H:145:VAL:O	1:H:149:MET:HG2	2.19	0.43
1:J:191:HIS:O	1:J:191:HIS:ND1	2.52	0.43
1:L:76:ILE:O	1:L:80:MET:HG3	2.19	0.43
1:M:117:SER:O	1:M:118:ARG:HD2	2.19	0.43
1:B:83:ILE:O	1:C:193:ASN:HB2	2.19	0.43
1:B:159:GLN:HB2	1:B:164:ILE:HD11	2.01	0.43
1:B:176:ALA:N	1:B:177:PRO:HD2	2.34	0.43
1:B:123:GLN:HB2	2:B:269:HOH:O	2.18	0.43
1:E:118:ARG:HD2	1:E:118:ARG:HA	1.80	0.43
1:F:118:ARG:HA	1:F:118:ARG:HD2	1.80	0.43
1:F:137:ILE:HG12	1:F:140:ARG:HH22	1.84	0.43
1:H:61:LEU:HD22	1:H:80:MET:HE1	2.01	0.43
1:H:92:MET:HB3	1:H:114:LEU:HD23	2.01	0.43
1:H:191:HIS:HB3	1:I:82:PHE:CE2	2.54	0.43
1:M:190:THR:O	1:M:191:HIS:C	2.56	0.43
1:B:80:MET:CE	1:B:102:LEU:HD22	2.49	0.42
1:C:123:GLN:NE2	1:J:133:THR:H	2.16	0.42
1:H:57:LYS:O	1:H:85:PRO:HB3	2.19	0.42
1:C:111:ARG:O	1:C:185:VAL:HG13	2.19	0.42
1:D:173:PHE:HD1	2:D:252:HOH:O	2.01	0.42
1:G:133:THR:H	1:N:123:GLN:NE2	2.16	0.42
1:K:66:PRO:HD3	2:K:979:HOH:O	2.19	0.42
1:N:71:THR:HG23	2:N:1102:HOH:O	2.19	0.42
1:K:54:ASN:HA	1:K:55:PRO:HD3	1.83	0.42

Continued on next page...

Continued from previous page...

Atom-1	Atom-2	Interatomic distance (Å)	Clash overlap (Å)
1:A:176:ALA:N	1:A:177:PRO:HD2	2.34	0.42
1:B:146:LYS:HD2	2:B:269:HOH:O	2.19	0.42
1:B:148:ARG:HD2	1:C:116:ASN:ND2	2.34	0.42
1:C:15:ARG:NH1	2:C:276:HOH:O	2.52	0.42
1:D:118:ARG:HA	1:D:118:ARG:HD2	1.76	0.42
1:I:120:MET:CE	1:I:173:PHE:CZ	3.01	0.42
1:J:77:TYR:HA	1:J:80:MET:HE3	1.99	0.42
1:K:178:GLU:O	1:K:182:TYR:HB2	2.20	0.42
1:L:83:ILE:HB	1:L:85:PRO:HD2	2.02	0.42
1:N:122:HIS:C	1:N:122:HIS:CD2	2.93	0.42
1:D:21:SER:HA	1:E:14:GLU:OE1	2.19	0.42
1:F:123:GLN:NE2	1:M:132:ALA:HB3	2.34	0.42
1:I:101:PHE:O	1:I:104:THR:HG22	2.19	0.42
1:L:191:HIS:O	1:L:191:HIS:ND1	2.52	0.42
1:M:152:LEU:HA	1:M:152:LEU:HD23	1.71	0.42
1:M:192:ARG:HB2	1:M:193:ASN:H	1.55	0.42
1:N:27:ARG:NH2	1:N:50:LEU:O	2.52	0.42
1:D:129:GLN:NE2	1:K:127:GLY:HA3	2.35	0.42
1:E:14:GLU:OE2	1:E:14:GLU:HA	2.19	0.42
1:G:173:PHE:C	1:G:174:LEU:HD12	2.40	0.42
1:H:95:ALA:O	1:H:100:ALA:HB2	2.19	0.42
1:M:157:THR:CG2	1:M:184:LEU:HD23	2.49	0.42
1:M:180:VAL:HG22	1:M:185:VAL:HG12	2.02	0.42
1:G:160:SER:O	1:G:164:ILE:HG12	2.19	0.42
1:K:43:ILE:HG22	1:K:47:MET:CE	2.50	0.42
1:D:180:VAL:HG13	1:D:186:ASP:O	2.19	0.42
1:H:192:ARG:HH11	1:H:192:ARG:CG	2.33	0.42
1:K:147:GLY:O	1:K:151:GLU:HG3	2.19	0.42
1:B:134:ASP:CG	1:C:170:ARG:HH21	2.23	0.42
1:C:108:LYS:NZ	1:C:111:ARG:NH2	2.67	0.42
1:F:96:ALA:HA	1:F:120:MET:O	2.19	0.42
1:H:55:PRO:HB3	1:H:84:LYS:HD2	2.02	0.42
1:B:94:GLN:HA	1:B:118:ARG:O	2.20	0.42
1:C:136:GLU:HG2	1:C:140:ARG:HD3	2.01	0.42
1:E:64:ASN:HA	1:E:94:GLN:O	2.20	0.42
1:K:154:ALA:HB1	1:K:159:GLN:O	2.20	0.42
1:M:11:SER:O	1:M:12:ARG:HB3	2.19	0.42
1:B:51:GLU:HG3	1:B:85:PRO:CD	2.50	0.41
1:C:14:GLU:O	1:C:16:SER:N	2.48	0.41
1:E:57:LYS:O	1:E:85:PRO:HB3	2.19	0.41
1:F:81:GLN:O	1:G:192:ARG:HA	2.19	0.41

Continued on next page...

Continued from previous page...

Atom-1	Atom-2	Interatomic distance (Å)	Clash overlap (Å)
1:F:151:GLU:HG2	2:F:513:HOH:O	2.20	0.41
1:G:69:VAL:HG12	1:G:71:THR:HG22	2.02	0.41
1:G:136:GLU:OE1	1:G:140:ARG:NH1	2.53	0.41
1:J:176:ALA:N	1:J:177:PRO:HD2	2.35	0.41
1:M:113:CYS:HB2	1:M:185:VAL:HG11	2.02	0.41
1:A:55:PRO:HB3	1:A:84:LYS:HD2	2.00	0.41
1:K:31:LEU:CD1	1:K:31:LEU:C	2.89	0.41
1:K:180:VAL:HG21	1:K:187:SER:HA	2.02	0.41
1:L:114:LEU:HD13	1:L:114:LEU:HA	1.95	0.41
1:C:25:LYS:HG3	1:C:26:GLU:OE2	2.20	0.41
1:C:70:ILE:HA	1:C:98:MET:HE2	2.03	0.41
1:H:71:THR:HG23	2:N:1191:HOH:O	2.19	0.41
1:J:27:ARG:HD3	1:J:58:ASP:O	2.21	0.41
1:K:15:ARG:C	1:K:17:PHE:H	2.23	0.41
1:L:83:ILE:HD11	1:L:87:VAL:CG2	2.50	0.41
1:M:191:HIS:ND1	1:M:191:HIS:O	2.53	0.41
1:N:17:PHE:O	1:N:18:ASP:HB3	2.20	0.41
1:G:192:ARG:O	1:G:193:ASN:HB2	2.20	0.41
1:I:69:VAL:CG1	1:I:71:THR:HG22	2.48	0.41
1:E:101:PHE:HD1	1:E:153:MET:HE2	1.86	0.41
1:E:167:ASP:HA	1:E:172:ARG:HH22	1.84	0.41
1:F:128:TYR:CG	1:F:129:GLN:N	2.89	0.41
1:H:27:ARG:NH1	1:H:57:LYS:C	2.74	0.41
1:H:146:LYS:HD2	2:H:266:HOH:O	2.19	0.41
1:J:119:VAL:HG11	1:J:184:LEU:HD13	2.01	0.41
2:L:1038:HOH:O	1:M:38:HIS:HD2	2.03	0.41
1:N:190:THR:HG22	1:N:192:ARG:HG3	2.02	0.41
1:G:192:ARG:HG2	1:G:192:ARG:NH1	2.34	0.41
1:L:22:ARG:NH1	1:L:25:LYS:HD3	2.36	0.41
1:L:122:HIS:CD2	1:L:122:HIS:C	2.93	0.41
1:A:164:ILE:HD13	1:A:164:ILE:HA	1.88	0.41
1:E:97:SER:OG	1:E:122:HIS:CE1	2.73	0.41
1:E:140:ARG:O	1:E:144:LYS:HG3	2.21	0.41
1:E:192:ARG:O	1:E:193:ASN:CB	2.68	0.41
1:K:31:LEU:CD1	1:K:65:SER:HB2	2.51	0.41
1:C:27:ARG:NH1	1:C:57:LYS:O	2.54	0.41
1:J:80:MET:HE3	1:J:102:LEU:HD22	2.02	0.41
1:K:97:SER:HB3	1:K:122:HIS:NE2	2.36	0.41
1:A:89:THR:HB	1:A:103:LEU:HD12	2.02	0.41
1:A:128:TYR:O	1:H:127:GLY:CA	2.69	0.41
1:A:175:SER:OG	1:A:177:PRO:HG2	2.21	0.41

Continued on next page...

Continued from previous page...

Atom-1	Atom-2	Interatomic distance (Å)	Clash overlap (Å)
1:C:192:ARG:O	1:C:193:ASN:CB	2.69	0.41
1:I:35:VAL:HA	1:I:39:MET:SD	2.61	0.41
1:I:95:ALA:O	1:I:100:ALA:HB2	2.20	0.41
1:L:122:HIS:HD2	1:L:122:HIS:O	2.03	0.41
1:M:34:GLN:NE2	1:M:68:GLY:CA	2.75	0.41
1:M:123:GLN:HB2	2:M:1153:HOH:O	2.20	0.41
1:B:21:SER:HB3	1:C:16:SER:HB3	2.02	0.41
1:D:153:MET:CE	1:D:168:THR:HG21	2.51	0.41
1:E:70:ILE:O	1:E:74:MET:HG2	2.20	0.41
1:J:192:ARG:HA	1:K:81:GLN:O	2.20	0.41
1:A:128:TYR:CG	1:A:129:GLN:N	2.89	0.40
1:I:70:ILE:HA	1:I:98:MET:HE2	2.03	0.40
1:J:77:TYR:HA	1:J:80:MET:HE2	2.03	0.40
1:K:143:LEU:HA	1:K:143:LEU:HD23	1.89	0.40
1:C:84:LYS:HE3	2:C:268:HOH:O	2.21	0.40
1:D:112:PHE:HA	1:D:185:VAL:HG13	2.03	0.40
1:D:119:VAL:HG11	1:D:184:LEU:HD13	2.03	0.40
1:A:174:LEU:CD2	1:A:184:LEU:HD12	2.51	0.40
1:B:128:TYR:CG	1:B:129:GLN:N	2.89	0.40
1:G:121:ILE:HD12	1:G:168:THR:HG22	2.03	0.40
1:I:114:LEU:HD13	1:I:114:LEU:HA	1.86	0.40
1:M:143:LEU:HD23	1:M:143:LEU:HA	1.86	0.40
1:B:78:ASP:CB	1:C:114:LEU:HD23	2.51	0.40
1:C:34:GLN:HE21	1:C:68:GLY:HA2	1.86	0.40
1:G:133:THR:O	1:G:137:ILE:HG13	2.21	0.40
1:K:73:GLY:O	1:K:76:ILE:HB	2.21	0.40
1:M:96:ALA:HB2	2:M:1139:HOH:O	2.20	0.40
1:D:163:GLN:NE2	1:D:166:ARG:CZ	2.84	0.40
1:E:163:GLN:CD	1:E:166:ARG:HH12	2.24	0.40
1:H:114:LEU:HD13	1:H:114:LEU:HA	1.91	0.40
1:K:145:VAL:O	1:K:149:MET:HG2	2.21	0.40
1:N:22:ARG:NH1	1:N:25:LYS:HD3	2.37	0.40

There are no symmetry-related clashes.

5.3 Torsion angles [i](#)

5.3.1 Protein backbone [i](#)

In the following table, the Percentiles column shows the percent Ramachandran outliers of the chain as a percentile score with respect to all X-ray entries followed by that with respect to entries

of similar resolution.

The Analysed column shows the number of residues for which the backbone conformation was analysed, and the total number of residues.

Mol	Chain	Analysed	Favoured	Allowed	Outliers	Percentiles	
1	A	181/193 (94%)	171 (94%)	8 (4%)	2 (1%)	14	15
1	B	181/193 (94%)	168 (93%)	10 (6%)	3 (2%)	9	8
1	C	181/193 (94%)	164 (91%)	12 (7%)	5 (3%)	5	3
1	D	181/193 (94%)	166 (92%)	11 (6%)	4 (2%)	6	5
1	E	181/193 (94%)	166 (92%)	11 (6%)	4 (2%)	6	5
1	F	181/193 (94%)	171 (94%)	7 (4%)	3 (2%)	9	8
1	G	181/193 (94%)	173 (96%)	4 (2%)	4 (2%)	6	5
1	H	181/193 (94%)	171 (94%)	7 (4%)	3 (2%)	9	8
1	I	181/193 (94%)	167 (92%)	12 (7%)	2 (1%)	14	15
1	J	181/193 (94%)	169 (93%)	8 (4%)	4 (2%)	6	5
1	K	181/193 (94%)	167 (92%)	9 (5%)	5 (3%)	5	3
1	L	181/193 (94%)	167 (92%)	9 (5%)	5 (3%)	5	3
1	M	181/193 (94%)	165 (91%)	13 (7%)	3 (2%)	9	8
1	N	181/193 (94%)	170 (94%)	6 (3%)	5 (3%)	5	3
All	All	2534/2702 (94%)	2355 (93%)	127 (5%)	52 (2%)	7	5

All (52) Ramachandran outliers are listed below:

Mol	Chain	Res	Type
1	A	17	PHE
1	B	17	PHE
1	B	192	ARG
1	C	15	ARG
1	C	17	PHE
1	C	18	ASP
1	C	192	ARG
1	D	17	PHE
1	D	192	ARG
1	E	17	PHE
1	E	191	HIS
1	E	192	ARG
1	F	17	PHE
1	F	18	ASP
1	F	191	HIS

Continued on next page...

Continued from previous page...

Mol	Chain	Res	Type
1	G	17	PHE
1	G	18	ASP
1	G	191	HIS
1	G	192	ARG
1	H	17	PHE
1	I	191	HIS
1	J	17	PHE
1	J	192	ARG
1	K	15	ARG
1	K	17	PHE
1	K	191	HIS
1	K	192	ARG
1	L	191	HIS
1	L	192	ARG
1	M	17	PHE
1	M	191	HIS
1	N	17	PHE
1	A	191	HIS
1	C	191	HIS
1	D	191	HIS
1	E	18	ASP
1	H	191	HIS
1	I	192	ARG
1	J	191	HIS
1	K	18	ASP
1	L	15	ARG
1	M	12	ARG
1	J	14	GLU
1	L	14	GLU
1	N	15	ARG
1	N	192	ARG
1	B	191	HIS
1	D	18	ASP
1	H	14	GLU
1	N	18	ASP
1	N	191	HIS
1	L	54	ASN

5.3.2 Protein sidechains [i](#)

In the following table, the Percentiles column shows the percent sidechain outliers of the chain as a percentile score with respect to all X-ray entries followed by that with respect to entries of similar

resolution.

The Analysed column shows the number of residues for which the sidechain conformation was analysed, and the total number of residues.

Mol	Chain	Analysed	Rotameric	Outliers	Percentiles	
1	A	154/163 (94%)	139 (90%)	15 (10%)	8	9
1	B	154/163 (94%)	136 (88%)	18 (12%)	5	6
1	C	154/163 (94%)	140 (91%)	14 (9%)	9	11
1	D	154/163 (94%)	143 (93%)	11 (7%)	14	19
1	E	154/163 (94%)	140 (91%)	14 (9%)	9	11
1	F	154/163 (94%)	140 (91%)	14 (9%)	9	11
1	G	154/163 (94%)	143 (93%)	11 (7%)	14	19
1	H	154/163 (94%)	138 (90%)	16 (10%)	7	8
1	I	154/163 (94%)	142 (92%)	12 (8%)	12	16
1	J	154/163 (94%)	142 (92%)	12 (8%)	12	16
1	K	154/163 (94%)	139 (90%)	15 (10%)	8	9
1	L	154/163 (94%)	144 (94%)	10 (6%)	17	23
1	M	154/163 (94%)	140 (91%)	14 (9%)	9	11
1	N	154/163 (94%)	147 (96%)	7 (4%)	27	39
All	All	2156/2282 (94%)	1973 (92%)	183 (8%)	10	13

All (183) residues with a non-rotameric sidechain are listed below:

Mol	Chain	Res	Type
1	A	11	SER
1	A	12	ARG
1	A	17	PHE
1	A	22	ARG
1	A	25	LYS
1	A	27	ARG
1	A	31	LEU
1	A	35	VAL
1	A	37	ASP
1	A	113	CYS
1	A	122	HIS
1	A	170	ARG
1	A	172	ARG
1	A	185	VAL
1	A	190	THR

Continued on next page...

Continued from previous page...

Mol	Chain	Res	Type
1	B	11	SER
1	B	14	GLU
1	B	16	SER
1	B	17	PHE
1	B	21	SER
1	B	22	ARG
1	B	27	ARG
1	B	31	LEU
1	B	35	VAL
1	B	36	GLU
1	B	104	THR
1	B	114	LEU
1	B	122	HIS
1	B	136	GLU
1	B	161	LEU
1	B	172	ARG
1	B	181	GLU
1	B	185	VAL
1	C	17	PHE
1	C	22	ARG
1	C	25	LYS
1	C	31	LEU
1	C	35	VAL
1	C	71	THR
1	C	113	CYS
1	C	114	LEU
1	C	117	SER
1	C	118	ARG
1	C	122	HIS
1	C	155	LEU
1	C	172	ARG
1	C	190	THR
1	D	22	ARG
1	D	31	LEU
1	D	35	VAL
1	D	36	GLU
1	D	65	SER
1	D	113	CYS
1	D	118	ARG
1	D	122	HIS
1	D	172	ARG
1	D	187	SER

Continued on next page...

Continued from previous page...

Mol	Chain	Res	Type
1	D	190	THR
1	E	12	ARG
1	E	17	PHE
1	E	22	ARG
1	E	31	LEU
1	E	36	GLU
1	E	71	THR
1	E	113	CYS
1	E	114	LEU
1	E	118	ARG
1	E	122	HIS
1	E	136	GLU
1	E	172	ARG
1	E	190	THR
1	E	192	ARG
1	F	11	SER
1	F	22	ARG
1	F	31	LEU
1	F	35	VAL
1	F	36	GLU
1	F	42	LEU
1	F	56	GLU
1	F	113	CYS
1	F	118	ARG
1	F	122	HIS
1	F	124	PRO
1	F	172	ARG
1	F	181	GLU
1	F	185	VAL
1	G	15	ARG
1	G	22	ARG
1	G	31	LEU
1	G	36	GLU
1	G	56	GLU
1	G	71	THR
1	G	113	CYS
1	G	122	HIS
1	G	172	ARG
1	G	184	LEU
1	G	185	VAL
1	H	22	ARG
1	H	31	LEU

Continued on next page...

Continued from previous page...

Mol	Chain	Res	Type
1	H	35	VAL
1	H	36	GLU
1	H	114	LEU
1	H	118	ARG
1	H	122	HIS
1	H	136	GLU
1	H	153	MET
1	H	169	GLU
1	H	172	ARG
1	H	174	LEU
1	H	177	PRO
1	H	185	VAL
1	H	190	THR
1	H	192	ARG
1	I	11	SER
1	I	22	ARG
1	I	27	ARG
1	I	31	LEU
1	I	34	GLN
1	I	36	GLU
1	I	113	CYS
1	I	120	MET
1	I	122	HIS
1	I	172	ARG
1	I	184	LEU
1	I	185	VAL
1	J	11	SER
1	J	22	ARG
1	J	27	ARG
1	J	36	GLU
1	J	42	LEU
1	J	56	GLU
1	J	113	CYS
1	J	122	HIS
1	J	125	LEU
1	J	155	LEU
1	J	172	ARG
1	J	185	VAL
1	K	11	SER
1	K	22	ARG
1	K	27	ARG
1	K	31	LEU

Continued on next page...

Continued from previous page...

Mol	Chain	Res	Type
1	K	35	VAL
1	K	56	GLU
1	K	71	THR
1	K	97	SER
1	K	113	CYS
1	K	120	MET
1	K	122	HIS
1	K	153	MET
1	K	169	GLU
1	K	172	ARG
1	K	185	VAL
1	L	11	SER
1	L	22	ARG
1	L	31	LEU
1	L	36	GLU
1	L	71	THR
1	L	122	HIS
1	L	155	LEU
1	L	172	ARG
1	L	181	GLU
1	L	185	VAL
1	M	11	SER
1	M	22	ARG
1	M	31	LEU
1	M	56	GLU
1	M	71	THR
1	M	113	CYS
1	M	114	LEU
1	M	115	PRO
1	M	122	HIS
1	M	163	GLN
1	M	172	ARG
1	M	185	VAL
1	M	190	THR
1	M	192	ARG
1	N	22	ARG
1	N	27	ARG
1	N	31	LEU
1	N	35	VAL
1	N	118	ARG
1	N	122	HIS
1	N	172	ARG

Sometimes sidechains can be flipped to improve hydrogen bonding and reduce clashes. All (83) such sidechains are listed below:

Mol	Chain	Res	Type
1	A	41	ASN
1	A	123	GLN
1	A	156	HIS
1	A	163	GLN
1	B	34	GLN
1	B	38	HIS
1	B	41	ASN
1	B	116	ASN
1	B	123	GLN
1	B	150	ASN
1	B	156	HIS
1	C	34	GLN
1	C	41	ASN
1	C	116	ASN
1	C	123	GLN
1	C	138	HIS
1	C	156	HIS
1	D	34	GLN
1	D	38	HIS
1	D	41	ASN
1	D	123	GLN
1	D	129	GLN
1	D	138	HIS
1	D	156	HIS
1	D	163	GLN
1	E	34	GLN
1	E	38	HIS
1	E	41	ASN
1	E	123	GLN
1	E	129	GLN
1	E	138	HIS
1	E	156	HIS
1	F	41	ASN
1	F	116	ASN
1	F	123	GLN
1	F	129	GLN
1	F	156	HIS
1	F	191	HIS
1	G	34	GLN
1	G	38	HIS
1	G	41	ASN

Continued on next page...

Continued from previous page...

Mol	Chain	Res	Type
1	G	116	ASN
1	G	122	HIS
1	G	123	GLN
1	G	129	GLN
1	G	156	HIS
1	G	163	GLN
1	H	41	ASN
1	H	123	GLN
1	H	156	HIS
1	H	163	GLN
1	I	41	ASN
1	I	123	GLN
1	I	156	HIS
1	I	163	GLN
1	J	41	ASN
1	J	122	HIS
1	J	123	GLN
1	J	156	HIS
1	J	163	GLN
1	J	191	HIS
1	K	41	ASN
1	K	123	GLN
1	K	156	HIS
1	K	193	ASN
1	L	41	ASN
1	L	116	ASN
1	L	123	GLN
1	L	156	HIS
1	L	163	GLN
1	M	34	GLN
1	M	41	ASN
1	M	122	HIS
1	M	123	GLN
1	M	156	HIS
1	M	163	GLN
1	N	38	HIS
1	N	41	ASN
1	N	122	HIS
1	N	123	GLN
1	N	150	ASN
1	N	156	HIS
1	N	193	ASN

5.3.3 RNA [i](#)

There are no RNA molecules in this entry.

5.4 Non-standard residues in protein, DNA, RNA chains [i](#)

There are no non-standard protein/DNA/RNA residues in this entry.

5.5 Carbohydrates [i](#)

There are no monosaccharides in this entry.

5.6 Ligand geometry [i](#)

There are no ligands in this entry.

5.7 Other polymers [i](#)

There are no such residues in this entry.

5.8 Polymer linkage issues [i](#)

There are no chain breaks in this entry.

6 Fit of model and data

6.1 Protein, DNA and RNA chains

In the following table, the column labelled ‘#RSRZ > 2’ contains the number (and percentage) of RSRZ outliers, followed by percent RSRZ outliers for the chain as percentile scores relative to all X-ray entries and entries of similar resolution. The OWAB column contains the minimum, median, 95th percentile and maximum values of the occupancy-weighted average B-factor per residue. The column labelled ‘Q < 0.9’ lists the number of (and percentage) of residues with an average occupancy less than 0.9.

Mol	Chain	Analysed	<RSRZ>	#RSRZ>2	OWAB(Å ²)	Q<0.9
1	A	183/193 (94%)	-0.19	8 (4%) 34 41	16, 27, 68, 93	0
1	B	183/193 (94%)	-0.13	7 (3%) 40 47	16, 28, 55, 91	0
1	C	183/193 (94%)	0.02	7 (3%) 40 47	20, 32, 58, 99	0
1	D	183/193 (94%)	-0.05	8 (4%) 34 41	17, 33, 62, 92	0
1	E	183/193 (94%)	-0.09	7 (3%) 40 47	17, 30, 63, 98	0
1	F	183/193 (94%)	-0.19	8 (4%) 34 41	10, 21, 55, 100	0
1	G	183/193 (94%)	-0.22	6 (3%) 46 53	13, 21, 49, 98	0
1	H	183/193 (94%)	-0.15	7 (3%) 40 47	16, 28, 59, 100	0
1	I	183/193 (94%)	-0.17	5 (2%) 54 62	13, 27, 58, 100	0
1	J	183/193 (94%)	-0.11	6 (3%) 46 53	17, 29, 60, 99	0
1	K	183/193 (94%)	-0.04	7 (3%) 40 47	18, 32, 65, 90	0
1	L	183/193 (94%)	-0.16	7 (3%) 40 47	16, 27, 59, 99	0
1	M	183/193 (94%)	-0.23	6 (3%) 46 53	15, 24, 54, 97	0
1	N	183/193 (94%)	-0.19	6 (3%) 46 53	13, 26, 58, 100	0
All	All	2562/2702 (94%)	-0.14	95 (3%) 41 48	10, 28, 66, 100	0

All (95) RSRZ outliers are listed below:

Mol	Chain	Res	Type	RSRZ
1	M	11	SER	9.3
1	J	11	SER	9.2
1	K	11	SER	9.2
1	H	11	SER	9.0
1	F	11	SER	8.7
1	I	11	SER	7.9
1	H	193	ASN	7.6
1	G	11	SER	7.4

Continued on next page...

Continued from previous page...

Mol	Chain	Res	Type	RSRZ
1	A	193	ASN	7.3
1	L	193	ASN	7.2
1	N	193	ASN	7.2
1	C	193	ASN	7.1
1	G	193	ASN	6.3
1	K	193	ASN	6.3
1	C	11	SER	6.2
1	L	11	SER	6.0
1	J	193	ASN	6.0
1	F	193	ASN	5.9
1	C	16	SER	5.8
1	J	17	PHE	5.6
1	N	17	PHE	5.4
1	H	17	PHE	5.3
1	A	192	ARG	5.3
1	B	193	ASN	5.2
1	E	193	ASN	5.1
1	K	192	ARG	4.8
1	L	192	ARG	4.7
1	K	15	ARG	4.7
1	B	17	PHE	4.7
1	N	11	SER	4.6
1	D	193	ASN	4.6
1	E	11	SER	4.5
1	M	14	GLU	4.5
1	C	192	ARG	4.4
1	L	17	PHE	4.4
1	G	17	PHE	4.1
1	B	11	SER	4.1
1	F	192	ARG	4.1
1	D	17	PHE	4.1
1	I	193	ASN	4.0
1	K	16	SER	4.0
1	M	193	ASN	3.9
1	A	17	PHE	3.8
1	C	13	GLY	3.8
1	G	192	ARG	3.7
1	C	12	ARG	3.6
1	M	192	ARG	3.6
1	L	16	SER	3.5
1	M	17	PHE	3.5
1	D	192	ARG	3.5

Continued on next page...

Continued from previous page...

Mol	Chain	Res	Type	RSRZ
1	E	17	PHE	3.4
1	K	17	PHE	3.3
1	B	15	ARG	3.3
1	F	16	SER	3.3
1	N	192	ARG	3.2
1	B	14	GLU	3.2
1	I	192	ARG	3.2
1	G	16	SER	3.2
1	D	14	GLU	3.2
1	F	14	GLU	3.1
1	J	192	ARG	3.1
1	M	15	ARG	2.9
1	J	153	MET	2.8
1	I	17	PHE	2.8
1	D	11	SER	2.7
1	I	14	GLU	2.7
1	B	192	ARG	2.7
1	E	190	THR	2.7
1	F	12	ARG	2.6
1	A	190	THR	2.6
1	F	17	PHE	2.6
1	H	192	ARG	2.6
1	H	16	SER	2.6
1	E	14	GLU	2.6
1	K	127	GLY	2.6
1	N	14	GLU	2.6
1	H	14	GLU	2.5
1	A	14	GLU	2.5
1	A	11	SER	2.5
1	J	15	ARG	2.4
1	C	17	PHE	2.4
1	D	15	ARG	2.3
1	H	148	ARG	2.3
1	L	14	GLU	2.3
1	D	25	LYS	2.3
1	F	191	HIS	2.3
1	N	84	LYS	2.3
1	D	153	MET	2.2
1	A	191	HIS	2.2
1	E	12	ARG	2.1
1	A	15	ARG	2.1
1	L	13	GLY	2.0

Continued on next page...

Continued from previous page...

Mol	Chain	Res	Type	RSRZ
1	B	191	HIS	2.0
1	G	14	GLU	2.0
1	E	13	GLY	2.0

6.2 Non-standard residues in protein, DNA, RNA chains [i](#)

There are no non-standard protein/DNA/RNA residues in this entry.

6.3 Carbohydrates [i](#)

There are no monosaccharides in this entry.

6.4 Ligands [i](#)

There are no ligands in this entry.

6.5 Other polymers [i](#)

There are no such residues in this entry.